



# UTEP WOMEN'S BASKETBALL

UTEP vs. New Mexico | 11 a.m. MT | Tue., Nov. 19 | Don Haskins Center | El Paso, Texas

## 2019-20 SCHEDULE

DATE	OPPONENT	TIME/RESULT
Oct. 26	ENMU&	W, 84-64
Nov. 2	St. Mary's (TX)&	W, 59-47
Nov. 9	UC Riverside	W, 63-50
Nov. 13	at NM State	W, 63-57
Nov. 16	Alcorn State	W, 92-47
Nov. 19	New Mexico	11 a.m.
Nov. 23	NM State	7 p.m.
Nov. 29	Western Michigan	3:30 p.m.
Nov. 30	Georgia States	7:30 p.m.
Dec. 5	Weber State	7 p.m.
Dec. 7	Arizona (ESPN+)	1 p.m.
Dec. 19	at SMU	6 p.m.
Dec. 29	Tulsa	1 p.m.
Jan. 2	FIU*	7 p.m.
Jan. 4	Florida Atlantic*	1 p.m.
Jan. 9	at Southern Miss*	5 p.m.
Jan. 11	at LA Tech*	1 p.m.
Jan. 18	UTSA*	1 p.m.
Jan. 23	Rice*	7 p.m.
Jan. 25	North Texas*	1 p.m.
Jan. 30	at Middle Tennessee*	5:30 p.m.
Feb. 1	at UAB*	TBA
Feb. 6	Charlotte* (ESPN+)	7 p.m.
Feb. 8	ODU*	1 p.m.
Feb. 13	at WKU*	TBA
Feb. 15	at Marshall*	11 a.m.
Feb. 20	at UTSA*	TBA
Feb. 22	TBD*	TBA
Feb. 26	TBD*	TBA
Feb. 29	TBD*	TBA
March 5	TBD*	TBA
March 7	TBD*	TBA
March 11-14	C-USA Championship^	TBA

**Bold denotes home game**  
 & Exhibition Game  
 § Eighth-Annual UTEP Thanksgiving Classic (El Paso, Texas)  
 \* Conference USA Game  
 ^ Conference USA Championships (Frisco, Texas)  
 All Times Mountain

## THE SERIES

Overall: UNM leads, 34-17  
 In El Paso: Tied, 13-13  
 Streak: UNM, won three  
 Last Meeting: at New Mexico 69, UTEP 51 Dec., 5, 2018

## ATHLETICS COMMUNICATIONS

ASSOCIATE MEDIA RELATIONS DIRECTOR  
 (WOMEN'S BASKETBALL SID)

Mark Brunner  
 mbrunner@utep.edu  
 915-472-6038 (c)  
 915-747-5722 (o)

OFFICIAL WEBSITE: UTEPMINERS.COM

## GAME 4 vs NEW MEXICO



### UTEP MINERS (3-0, 0-0 C-USA)

Head Coach: Kevin Baker (Stephen F. Austin, 1994)  
 Record at UTEP: 29-36 (Third season)  
 Overall Record: 373-167 (18th season)  
 College Record: 151-66 (Eighth season)  
 Home: 2-0 | Road: 1-0 | Neutral: 0-0

VS



### NEW MEXICO LOBOS (4-0, 0-0 MWC)

Head Coach: Mike Bradbury  
 Record at UNM: 68-33 (Fourth season)  
 Career Record: 246-150 (13th season)  
 Home: 3-0 | Road: 1-0 | Neutral: 0-0

## THE OPENING TIP

The UTEP women's basketball team (3-0) will play host to Mountain West foe New Mexico (4-0) in a special 11 a.m. "Education Day" game on Tuesday. There is a \$10 ticket special that includes a drink and a hot dog for the matinee contest, which may be purchased by calling (915) 747-5234. The game is the second of seven straight at home for the Miners, while the Lobos are playing their second road contest in three days. The game will be streamed on CUSA.TV (subscription based) and broadcast locally on 600 ESPN El Paso with **Steve Kaplowitz** and **Traci Miller** on the call. UTEP is coming off a 45-point drubbing (92-47) of Alcorn State (Nov. 16), while the Lobos drilled NM State, 86-67, in Las Cruces, N.M. on Nov. 17.

## STRONG START

UTEP is 3-0 for the second time in the past three years under head coach **Kevin Baker**. A victory against the Lobos would allow them to match their best start (4-0) in the Baker era, something the Miners accomplished in 2017-18.

## GAME FORMAT

NCAA women's basketball games are played in four 10-minute quarters. Teams reach the bonus and shoot two free throws on the fifth team foul in each quarter. In the four-quarter format, team fouls reset to zero at the start of each frame. Teams have four timeouts (three 30s, one 60), three of which carry over to the second half. They will be able to advance the ball to the frontcourt after a timeout with less than 59.9 seconds in 4Q. There are seven media timeouts (four under five minutes in quarter/first called), two intermission media timeouts (after first and third quarters) and the first team-called timeout during the second half. Bands or amplified music may play during any dead ball.

## UTEP'S LAST STARTING LINE-UP



**3 KATIA GALLEGOS**  
FR / G  
5-7

8.7 PPG  
3.3 RPG  
3.0 APG  
26.1 FG%  
76.5 FT%



**12 ARIONA GILL**  
R-SR / G/F  
6-0

7.7 PPG  
6.3 RPG  
1.7 APG  
47.6 FG%  
50.0 FT%




**15 AVERY CROUSE**  
FR / G  
6-0

5.3 PPG  
3.0 RPG  
1.7 APG  
33.3 FG%  
75.0 FT%



**33 MICHELLE PRUITT**  
JR / F  
5-11

11.7 PPG  
6.0 RPG  
1.0 APG  
55.6 FG%  
45.5 FT%



**44 KATARINA ZEC**  
SR / G  
5-11

17.3 PPG  
6.0 RPG  
2.7 APG  
58.6 FG%  
90.0 FT%

MISCELLANEOUS

INTERVIEWS & PRACTICE COVERAGE

Practices are open to the media. Please contact Mark Brunner with all interview requests for coaches and players.

UTEP QUICK FACTS

UNIVERSITY INFORMATION

Location.....El Paso, Texas  
 Founded.....1914  
 Enrollment.....25,151  
 Nickname.....Miners  
 Colors.....Dark Blue, Orange, Silver Accent  
 Conference.....Conference USA  
 Arena.....Don Haskins Center (11,892)  
 President.....Dr. Heather Wilson  
 Director of Athletics.....Jim Senter

BASKETBALL INFORMATION

Head Coach.....Kevin Baker (Stephen F. Austin '94)  
 .....UTEP Record: 29-36 (Third Season)  
 .....Career Record: 373-167 (18th Season)  
 .....College Record: 151-66 (Eighth Season)  
 Associate Head Coach.....Todd Buchanan  
 Assistant Head Coach.....Anthony Anderson  
 Assistant Coach.....Heather Kerner  
 Director of Basketball Operations.....Lexi Murphy  
 Graduate Assistant.....Christina Robinson  
 Graduate Assistant.....Harper Sheets  
 Administrative Assistant.....Catherine Carpenter  
 Letter Winners Returning/Lost.....7/3  
 Starters Returning/Lost.....3/2  
 Newcomers.....7  
 2018-19 Overall Record:.....9-22  
 2018-19 Conference USA Record...5-11 (11 out of 14)  
 2019 Postseason.....C-USA Quarterfinals

HISTORY

First Year of Program.....1974-75  
 Overall Record.....576-684 (46th season)  
 Home Record:.....365-230  
 Away Record:.....149-372  
 Neutral Site Record.....62-82  
 NCAA Appearances.....2 (2008, 2012, 2-1 record)  
 WNIT Appearances.....2 (2014, 2016, 8-2 record)  
 Conference Championships....4 (2008, 2012\*, 2016)

\*denotes tournament champion

GET TO KNOW NEW MEXICO (4-0 OVERALL; 3-0 HOME; 1-0 ROAD)

New Mexico is 4-0 on the season, scoring at least 80 points in each of the wins. Six players are putting up at least 9.0 points per game, with Ahlise Hurst (17.8 ppg), Javia Everett (13.5 ppg), Jaedyn De La Cerda (11.3 ppg) and former Miner Najala Howell (11.3 ppg) all in double figures for scoring. Antonia Anderson (9.3 ppg) and Jordan Hosey (9.3 ppg) have also been consistent scoring threats. UNM is accounting for 82.5 ppg (first MWC/27th NCAA) while giving up 71.0 ppg. It is forcing 25.5 turnovers per game (first MWC/12th NCAA), blocking 5.3 shots per game (first MWC/41st NCAA) and making 8.5 3-pointers per contest (second MWC/37th NCAA). The Lobos returned three starters and six letter winners overall from the team that went 24-7, 14-4 Mountain West, and competed in the 2019 WNIT. It marked UNM's second straight 20+ win season. The Lobos have a proud tradition with 17 postseason appearances (eight NCAA, seven WNIT and two WBI) while amassing an all-time record of 667-539 since launching the program in 1974-75. The University of New Mexico, located in Albuquerque, is the largest state school in New Mexico. It was founded in 1899. Notable alumni include Gary Berntsen (Former CIA Senior Operations Officer), Antoine Predock (Renowned architect who designed Petco Park, and Brian Urlacher (former All-Pro LB for Chicago Bears).

HE SAID IT (COACH BAKER ON NEW MEXICO)

"New Mexico will be a great 'measuring stick' game for us, as the Lobos will bring in one of the top teams in the country. They play an up-tempo style and have the ability to score a lot of points quickly. We will need to defend and rebound well. Our team is playing well, and I expect a great game."

THE SERIES (UNM LEADS, 34-17 OVERALL; TIED, 13-13 IN EL PASO)

UTEP and NM State are locking up for the sixth straight season. The Lobos have a 34-17 advantage in the series, including winning the past three contests. The Miners are 13-13 against UNM in El Paso and 5-5 vs. it overall since 2007-08. The rivalry dates to inception of the Miners' program, with the schools squaring off at least once per year from 1974-75 through 1986-87. It resumed in 1991 and continued through 2001-02, which included a stretch when both programs were members of the WAC.

LAST MEETING WITH ALCORN STATE: (AT NEW MEXICO 69, UTEP 51, 12/5/18)

**Zuzanna Puc** poured in a season-high 21 points, including 10 during a big first quarter, but UTEP couldn't sustain its fast start in a 69-51 loss at New Mexico on Dec. 5, 2018. The Miners bolted out to a 19-10 advantage through 10 minutes of action, with Puc single-handily matching the Lobos for scoring in the frame. The home side regrouped and responded in a big way to pull away over the final three quarters. In spite of that, UTEP kept the Lobos to a season-low 69 points. UNM entered the game putting up 81 points per game and was flying high after routing NM State, 83-58, last time out on Dec. 1. **Jordan Jenkins** (eight points, five assists) and **Jordan Alexander** (seven points, nine boards) buoyed the efforts of Puc. UTEP recorded 15 assists on its 20 made field goals while also keeping things competitive on the glass (41-38, UNM). Overall the Miners connected on 36.4 percent (20-55) from the floor, including a sizzling 53.3 percent (8-15) over the first 10 minutes of action.

GOING BACK IN TIME (AT UTEP 92, ALCORN STATE 47, 11/16/19)

UTEP raced out to an 18-point lead (28-10) after the first quarter and never looked back in a 92-47 win against Alcorn State at the Don Haskins Center on Nov. 16. **Katarina Zec** (17 points) led a quartet of Miners (3-0) in double figures for scoring in the wire-to-wire victory against the Lady Braves (0-4). **Ariana Gill** (14 points, game-high seven rebounds), **Michelle Pruitt** (13 points) and freshman **Avery Crouse** (career-high 10 points) buoyed fellow starter Zec. The bench did its part too by piling up 34 points, with **Ariana Taylor** (nine points) setting the tone for the reserves. **DejaNae Roebuck** (career-high tying seven points) nearly matched Taylor. UTEP registered 23 assists on 34 field goals, won the boards (44-26) and forced 28 turnovers that were converted into 27 points. The Miners shot 54.8 percent (34-62) from the floor, including 39.1 percent (9-23) from distance. Alcorn State was held to 32.0 percent (16-50) shooting. It marked the third 90+ point scoring contest under head coach Kevin Baker, who has his squad off to a 3-0 start for the second time in three seasons.

SHARP SHOOTER

**Katarina Zec** has come out dialed in from 3-point range in 2019-20. She has drilled 9-14 (64.3 percent-second C-USA/ninth NCAA) of her 3-point attempts, including going 4-4 against UCR (11/9). That effort marked the seventh game in program history that a Miner didn't miss (min. four attempts) on a 3-point toss. Her 3.0 triples per game is fourth in C-USA and 46th in the nation.



TEAM COMPARISON

UTEP	CATEGORY	UNM
3-0	Record	4-0
72.7 (5/115)	Scoring Offense	<b>82.5 (1/27)</b>
<b>51.3 (2/34)</b>	Scoring Defense	71.0 (9/252)
<b>+21.3 (1/41)</b>	Scoring Margin	+11.5 (3/107)
<b>420 (8/132)</b>	Field Goal Pct.	.401 (6/177)
<b>.355 (6/91)</b>	Field Goal Pct. Defense	.405 (5/211)
.321 (8/151)	3-Pt. Field Goal Pct.	<b>.330 (7/140)</b>
<b>.163 (1/6)</b>	3-Pt. Field Goal Pct. Defense	.408 (10/333)
.667 (7/200)	Free Throw Pct.	<b>.720 (3/109)</b>
6.0 (6/168)	3-Pt. Field Goal/Game	<b>8.5 (2/37)</b>
41.3 (7/121)	Rebound Avg.	<b>43.0 (3/80)</b>
<b>+6.3 (4/87)</b>	Rebound Margin	-1.0 (7/213)
<b>15.0 (4/109)</b>	Assists Avg.	14.8 (4/117)
17.3 (7/210)	Turnovers Avg.	<b>16.0 (7/154)</b>
22.3 (3/41)	Turnovers Forced Avg.	<b>25.5 (1/12)</b>
8.3 (8/269)	Steals Avg.	<b>11.5 (2/50)</b>
2.0 (13/265)	Blocks Avg.	<b>5.3 (1/41)</b>

(League/National Rankings)

**Bold denotes statistical advantage**

(Through all games played on Nov. 17, 2019)

2019-20 C-USA STANDINGS

	CONFERENCE	OVERALL
Charlotte	0-0	4-0
<b>UTEP</b>	<b>0-0</b>	<b>3-0</b>
LA Tech	0-0	2-0
Old Dominion	0-0	2-0
Southern Miss	0-0	3-1
WKU	0-0	3-1
Marshall	0-0	2-1
Middle Tennessee	0-0	2-1
UTSA	0-0	2-1
Rice	0-0	2-2
Florida Atlantic	0-0	1-2
FIU	0-0	1-2
North Texas	0-0	1-2
UAB	0-0	1-2

UTEP IN THE RANKINGS

TEAM	CATEGORY	STAT	C-USA	NCAA
	3-point FG% defense	16.3	1	6
	Scoring defense	51.3	2	34
	Scoring Margin	21.3	1	41
	Turnovers forced/game	22.3	3	41
	Turnover margin	5.0	2	67
	Rebound Margin	+6.3	4	87
	Free throw attempts	72	2	97

INDIVIDUAL

NAME	CATEGORY	STAT	C-USA	NCAA
Katarina Zec	3FG%	64.3	2	9
Katarina Zec	3 pt/game	3.0	4	46
Katarina Zec	FT%	90.0	3	61
Katarina Zec	FG%	58.6	4	78
Michelle Pruitt	FG%	55.6	6	96
Katarina Zec	3-pointers	9	6	97
Katia Gallegos	Ast/TO ratio	2.3	1	113
Katarina Zec	Minutes/game	35.5	3	115
Katarina Zec	Points/game	17.3	6	125
Sabine Lipe	Blocks/game	1.0	11	239

BALANCED SCORING

**Katarina Zec** (17.3 ppg-sixth C-USA/125th NCAA) and **Michelle Pruitt** (11.7 ppg) are contributing double figures in scoring, but they aren't the only capable scorers on the roster. Five other players are pitching in at least 5.0 ppg, in the form of **Ariana Taylor** (9.0 ppg), **Katia Gallegos** (8.7 ppg), **Ariona Gill** (7.7 ppg), **DejaNae Roebuck** (5.3 ppg) and **Avery Crouse** (5.3 ppg).

TEAM EFFORT ON THE BOARDS

UTEP has a +6.3 rebounding margin (41.3-35.0), and it has been a team effort on the glass. **Ariona Gill** (6.3 ppg) leads the way, followed by **Katarina Zec** (6.0 rpg) and **Michelle Pruitt** (6.0 rpg). Pruitt has more offensive (team-high 10) rebounds than defensive (eight), while Zec has a team-best 15 defensive caroms.

TURNOVERS FORCED A PLENTY

UTEP's pressure defense has given the opposition fits, with foes making 22.3 turnovers per contest. Both UC-Riverside (11/9) and Alcorn State (11/16) had 28 giveaways. Overall the opposition has made 67 turnovers in three games compared to 52 by the Miners. It is a stark differential from a year ago when UTEP had 16.3 turnovers per game as opposed to 11.1 turnovers by game by its foes.

GETTING TO THE LINE

UTEP has done a good job of getting to the free-throw line. The Miners have taken 72 free throws (second C-USA/97th NCAA), while the opposition has earned 55 free throws.

GETTING TO KNOW THE 2019-20 MINERS

The Miners returned three starters and seven letter winners from a year ago, including senior guard/forward **Katarina Zec** (10.1 ppg/4.4 rpg/1.9 apg), senior guard/forward **Ariona Gill** (8.7 ppg/4.4 rpg), sophomore forward **Ariana Taylor** (5.9 ppg), senior guard/forward **Jade Rochelle** (4.0 ppg/4.7 rpg), senior guard **Neidy Ocuane** (4.0 ppg/1.8 apg) and sophomore guard **Sabine Lipe** (3.2 ppg and 2.3 rpg). UTEP brought in seven newcomers (junior college transfers **Tia Bradshaw**, **Michelle Pruitt** and **DejaNae Roebuck**, and freshmen **Avery Crouse**, **Katia Gallegos**, **Arina Khlopkova** and **Tatyana Modawar**) to bolster the unit. The group features three top-100 JUCO players, including two All-Americans, and four high school standouts that produced a combined record of 105-27 at their respective schools. The squad is under the direction of third-year head coach **Kevin Baker**, who is assisted by **Todd Buchanan**, **Anthony Anderson** and **Heather Karner**.

THE BAKER FILE (OVERALL: 373-167, COLLEGE: 151-66, UTEP: 29-36)

**Kevin Baker** is 29-36 in his third year at the helm of the UTEP women's basketball team, including 3-0 this year. He registered the most wins (26) by any Miner coach through their first two years in program history, including setting the school standard for victories (17) in a debut season in 2017-18. The Miners have also won a game in back-to-back C-USA tournaments for the first time since a five-year stretch (2010-14). He is in his 18th year overall (373-167) as a head coach, including his eighth season (151-66) as a college head coach. He has a unique background which has seen him rise through the coaching ranks from the high school level, to NCAA Division III, then NCAA Division II and now his NCAA Division I position at UTEP. He has set school records for wins at every previous stop of his career, and has taken every prior school to the postseason with a total of five district championships. He is an eight-time Coach of the Year. In his most-recent posts prior to UTEP, Baker's teams captured back-to-back conference championships at UT-Tyler and Angelo State. Baker led both a Division II (Angelo State) and Division III (UT-Tyler) school to the Sweet 16 of the NCAA Tournament.

WINNING NUMBERS UNDER BAKER

The Miners are 14-1 (1-0 this year) when scoring 70+ points under **Kevin Baker**. Other notable records in the Baker era include being 16-6 (3-0 this season) when allowing less than 60 points, 12-4 (0-0 this season) when drilling better than 40 percent from 3-point range (min. four makes), 12-4 (1-0 this year) when shooting at least 50 percent from the floor, 21-8 (2-0 this year) when holding the opponent to below 40.0 percent from the floor, 21-8 (3-0 this year) when leading after three quarters and 21-10 (3-0 this season) when up at the half.



**BASIC FACTS ON UTEP**

UTEP is 576-684 in its 46th season as a women's basketball program, including standing 3-0 this year. The Miners have made four postseason bids (2016-WNIT quarterfinals; 2014-WNIT runner-up, 2012-NCAA first round and 2008-NCAA second round), sporting a combined record of 9-4 (8-2 WNIT, 1-2 NCAA). UTEP has claimed four league championships (2016 C-USA regular season, 2012 C-USA regular season and conference tournament and 2008 C-USA regular season). It has a 1-1 record all time in league tournament title games, cutting down the nets in 2012 and falling in 2008. There have been six 20+ win seasons (all since 2006-07), UTEP has cracked the top-25 poll in two seasons (2015-16, 2007-08), including being ranked in the final six weeks in '07-08, while receiving votes in seven campaigns total ('15-16, '13-14, '12-13, '11-12, '08-09, '07-08 and '06-07). The Miners have been mentioned in the AP Preseason Poll four times (most recent 2016-17). In 2008 UTEP became the first C-USA women's team to finish undefeated in league play (16-0) while claiming the program's initial league title. The Miners finished 15-1 in C-USA in 2012 in addition to also winning the program's first conference tournament championship. UTEP owns the C-USA single-season record for winning streak at 23, which was set in 2007-08. The University of Texas at El Paso was founded in 1914. Notable alumni include former ABC News Chief White House Correspondent **Sam Donaldson**, well-respected and former NFL referee **Ed Hochuli**, former NASA astronaut **Danny Olivas** engineer & **Dennis Poon**, who designed Taipei 101 & some of the tallest buildings in the world.

**SPECIAL RUN**

The Miners are 158-102 since the start of the 2011-12 season, including 3-0 this year. UTEP has played postseason basketball three times during the stretch, making two deep runs in the WNIT (2014 runner-up, 2016 quarterfinals) and earning the C-USA automatic bid to the 2012 NCAA Tournament (lost, first round). The Orange and Blue have enjoyed 18 separate winning streaks of at least three games (nine such skids), and posted 91 double-digit victories (53 such losses) during that time frame.

**HOME GAMES A PLENTY**

UTEP will play a total of 18 home games in 2019-20 (2-0 thus far), which will be the most in the regular season for the Miners since also doing so in 2006-07. UTEP will be home for nine of its 11 non-conference games, the exceptions being matchups at I-10 rival NM State (Nov. 13) and SMU (Dec. 19). The first nine games of the season will either be played in El Paso or within 40 miles of it, until the Miners board a plane for the first time to battle the Mustangs in the Metroplex. There will then be nine C-USA contests at the Don Haskins Center.

**MISCELLANEOUS STATS**

WHEN STARTING	'19-20 RECORD	CAREER RECORD
Katarina Zec	3-0	34-49
Jordan Jenkins	0-0	12-10
Ariana Gill	3-0	6-9
Neidy Ocuane	0-0	6-11
Ariana Taylor	0-0	5-11
Sabine Lipe	1-0	2-3
Katia Gallegos	3-0	Same
Michelle Pruitt	3-0	Same
Avery Crouse	2-0	Same

DOUBLE-FIGURE SCORING	'19-20	CAREER
Katarina Zec	3	39
Ariana Gill	1	10
Ariana Taylor	0	6
Michelle Pruitt	2	Same
Neidy Ocuane	0	2
Jordan Jenkins	0	2
Jade Rochelle	0	1
Avery Crouse	1	Same
Katia Gallegos	1	Same

DOUBLE-FIGURE REBOUNDING	'19-20	CAREER
Ariana Gill	0	1

DOUBLE-DOUBLES	'19-20	CAREER
Ariana Gill	0	1

2019-20 STARTING LINE UPS	RECORD
Crouse, Gallegos, Gill, Pruitt, Zec	2-0
Gallegos, Gill, Lipe, Pruitt, Zec	1-0

**UTEP'S RECORD WHEN**

	2019-20 BAKER AT UTEP	
At home	2-0	15-16
On road	1-0	9-17
At neutral sites	0-0	5-3
In overtime	0-0	2-1
Decided by 3 points or less	0-0	4-10
Decided by 4-5 points	0-0	5-3
Decided by 6-10 points	1-0	7-7
Decided by 11-20 points	1-0	10-6
Decided by 21+ points	1-0	3-10
Led after first quarter	2-0	16-10
Tied after first quarter	0-0	2-2
Trailed after first quarter	1-0	11-24
Led at Half	3-0	21-10
Tied at the half	0-0	1-1
Trailed at the half	0-0	7-25
Led after third quarter	3-0	21-8
Tied after third quarter	0-0	1-1
Trailed after third quarter	0-0	7-27
Shot 50% or better	1-0	12-4
Shot 40-49.9%	0-0	10-12
Shot less than 40%	2-0	7-20
Opp. shot 50% or better	0-0	0-4
Opp. shot 40-49%	1-0	8-24
Opp. shot less than 40%	2-0	21-8
UTEP 40% or better on 3s (min. 4)	0-0	12-4
More rebounds than opp.	2-0	25-19
Less rebounds than opp.	1-0	4-16
Rebounds are equal	0-0	0-1
More turnovers than opp.	1-0	20-28
Less turnovers than opp.	2-0	6-5
Turnovers equal	0-0	3-3
Scored 100+ points	0-0	0-0
Scored 90-99 points	1-0	3-0
Scored 80-89 points	0-0	3-0
Scored 70-79 points	0-0	8-1
Scored 60-69 points	2-0	11-15
Scored 50-59 points	0-0	2-10
Scored less than 50 points	0-0	2-10
Allowed 90+ points	0-0	1-0
Allowed 80-89 points	0-0	0-2
Allowed 70-79 points	0-0	7-11
Allowed 60-69 points	0-0	5-17
Allowed 50-59 points	2-0	10-6
Allowed less than 50 points	1-0	6-0
On Mondays	0-0	0-1
On Tuesdays	0-0	0-1
On Wednesdays	1-0	3-2
On Thursdays	0-0	8-9
On Fridays	0-0	3-6
On Saturdays	2-0	12-13
On Sundays	0-0	3-4
On National TV	0-0	3-0
In November	3-0	9-5
In December	0-0	6-9
In January	0-0	5-10
In February	0-0	4-9
In March	0-0	4-3
In day games	1-0	16-22
In night games (5 p.m. or later)	2-0	13-14
In white/pink uniforms	1-0	10-11
In navy uniforms	0-0	8-10
In orange uniforms	0-0	9-15
In gray uniforms	2-0	same



## HOME SWEET HOME

UTEP has an all-time home record of 366-230, including standing 2-0 in the Don Haskins Center this year. The Miners have amassed a record of 168-56 at home since 2006-07, including 101-39 since 2011-12. UTEP has been particularly strong in nonconference play, standing 84-17 in the Sun City in such contests since 2006-07.

## TRAVEL TIME

UTEP is 149-372 all time on the road, including finishing 1-0 in this year. When playing at a neutral site the Miners stand 62-82, including going 2-2 last season. Since the start of the 2006-07 season UTEP is 66-79 on the road, including 42-48 since 2011-12.

## ZEC IN THE CAREER RANKINGS

UTEP senior **Katarina Zec** has sprinkled her names throughout the UTEP career records. Zec is ninth for 3-pointers made (101), 3-pointers attempted (285) and games started (83), 17th for minutes played (2,509), 22nd in assists (170), 27th for points (793), 28th in field goals made (282) and tied 34th for games played (90).

## QUICK REVIEW OF LAST YEAR

There were some ups and downs in 2018-19, but UTEP played its best basketball late in the season to punch a ticket to the C-USA Championships for the second straight year. Once there 11th-seed UTEP made some noise by rallying from a 10-point deficit late in the third quarter to upset sixth-seed Marshall, 64-56, in double overtime (3/13/19). UTEP delivered its first road sweep in league play in three years with two wins in three days (at FAU, 70-44, 2/7/19 and at FIU, 60-55, 2/9/19). The 26-point differential at FAU was the second-biggest margin of victory in a conference road game in program history. UTEP also dispatched North Texas (59-51, 3/7/19) to improve to 2-0 on "Senior Day" under Baker.

## CONNECT ON SOCIAL MEDIA

Fans are encouraged to connect with the Miners on Facebook (UTEP Women's Basketball), Instagram (@utepwbb) and Twitter (@UTEPWBB).

## NEXT UP

UTEP will play its second rivalry game of the week when it plays host to I-10 rival NM State at 7 p.m. MT Saturday. Tickets are \$5 for adults and \$3 for kids and may be purchased by calling (915) 747-5234.

## CLIFF NOTES ON THE '19-20 SEASON UTEP 63, AT NM STATE 57, 11/13/19

Senior **Katarina Zec** scored 17 points, including a go-ahead three pointer with two minutes to play in the game, to help lift UTEP to a 63-57 win at I-10 rival NM State on Nov. 9. The effort secured the Miners' third straight 2-0 start under head coach **Kevin Baker**. Furthermore, they picked up their first road win against the Aggies since 2015-16. Junior transfer **Michelle Pruitt** (14 points) and freshman **Katia Gallegos** (13 points) joined Zec in double figures for scoring, while senior **Ariona Gill** pitched in seven points to go along with a team-best eight rebounds. **Ariana Taylor** came off the bench to score nine points, in addition to setting up Zec's clutch trey. It was a back-and-forth game with 12 ties and 19 lead changes, with the final change coming down the stretch. NM State led by two (57-55) with 3:24 to play, but UTEP closed the game on a 6-0 push to stay perfect on the young season. Zec provided the go-ahead score with a knockdown triple off a cross-court pass by Taylor.

## AT UTEP 63, UC RIVERSIDE 60, 11/9/19

UTEP bolted out to a 19-point lead (33-14) at the half on the way to defeating UC Riverside, 63-50, at the Don Haskins Center on Nov. 9. The Miners led wire-to-wire against the Highlanders, who were playing for the third time in five days to start the season. UTEP took advantage of that fact, turning up the heat defensively with a pressing defense that forced 28 turnovers. Those giveaways led to 25 points. **Katarina Zec** tallied 18 points to lead a balanced offensive attack that featured six different players with at least six points. Freshman **Katia Gallegos** debuted with nine points, five assists, two steals and no turnovers in a squad-high 34 minutes of playing time. Junior transfer **Michelle Pruitt** (eight points, 10 rebounds) flirted with a double-double while fellow classmate and transfer **DejaNae Roebuck** came off the bench to score seven points. UTEP got to the free throw line 30 times and took 60 shots to the Highlanders' 41 attempts. The discrepancy came from UCR's 28 turnovers compared to only 15 by the Orange and Blue.

## STIFLING DEFENSE

UTEP locked down on UCR (11/9) from the onset, limiting the Highlanders to four points in the first quarter. It tied as the third-lowest points allowed in a frame by the Miners. Additionally, the 50 points allowed were the fewest in a season opener since 2006-07.

## EXHIBITION REWIND

UTEP prepped for the 2019-20 season by posting a pair of victories against Division II opponents in exhibition contests. The Miners downed Eastern New Mexico, 84-64, (Oct. 26), while also besting St. Mary's (TX) (Nov. 2), 59-47. **Katarina Zec** averaged 20.5 points per game to lead the unit, with transfer **Michelle Pruitt** (10.5 ppg) also checking in for double figures. UTEP had a +9.0 rebounding margin (41.5-32.5) during the contests. The Miners also forced 24.0 turnovers per game, which made up for the opposition hitting 41.2 percent (42-102) from the floor in the two contests.



# 2019-20 UTEP WOMEN'S BASKETBALL ROSTERS

## NUMERICAL

NO.	NAME	POS	HT	CL	EXP	HOMETOWN (HS/PREVIOUS SCHOOL)
00	Jordan Jenkins^	PG	5-3	Jr.	2L	Tennessee Colony, Texas (Buffalo HS)
1	Arina Khlopkova	G/F	6-0	Fr.	HS	Moscow, Russia (Christian Academy of Louisville)
2	Tia Bradshaw	G	5-9	Jr.	TR	Dodge City, Kan. (Hutchinson CC)
3	Katia Gallegos	G	5-7	Fr.	HS	El Paso, Texas (Franklin HS)
4	Neidy Ocuane	PG	5-5	R-Sr.	2L	Maputo, Mozambique (Seward County CC)
10	Jade Rochelle	G/F	5-11	Sr.	1L	Grandview, Texas (Blinn College)
12	Ariona Gill	G/F	6-0	R-Sr.	1L	Las Vegas, Nev. (San Jacinto College)
13	Sabine Lipe	G	5-9	So.	1L	Liepaja, Latvia (Liepajas 15 Vidusskola)
15	Avery Crouse	G	6-0	Fr.	HS	Sachse, Texas (Sachse HS)
22	DeJaNae Roebuck	F	6-0	Jr.	TR	Olathe, Kan. (Hutchinson CC)
25	Ariana Taylor	F	6-1	So.	1L	Houston, Texas (Houston Wheatley HS)
31	Tatyana Modawar	F	6-3	Fr.	HS	Concord, Calif. (Carondelet HS)
33	Michelle Pruitt	F/C	5-11	Jr.	TR	Chicago, Ill. (Miami Dade College)
44	Katarina Zec	G/F	5-11	Sr.	3L	Belgrade, Serbia (Sportska gimnazija)

## ALPHABETICAL

NO.	NAME	POS	HT	CL	EXP	HOMETOWN (HS/PREVIOUS SCHOOL)
2	Tia Bradshaw	G	5-9	Jr.	TR	Dodge City, Kan. (Hutchinson CC)
15	Avery Crouse	G	6-0	Fr.	HS	Sachse, Texas (Sachse HS)
3	Katia Gallegos	G	5-7	Fr.	HS	El Paso, Texas (Franklin HS)
12	Ariona Gill	G/F	6-0	R-Sr.	1L	Las Vegas, Nev. (San Jacinto College)
00	Jordan Jenkins^	PG	5-3	Jr.	2L	Tennessee Colony, Texas (Buffalo HS)
1	Arina Khlopkova	G/F	6-0	Fr.	HS	Moscow, Russia (Christian Academy of Louisville)
13	Sabine Lipe	G	5-9	So.	1L	Liepaja, Latvia (Liepajas 15 Vidusskola)
31	Tatyana Modawar	F	6-3	Fr.	HS	Concord, Calif. (Carondelet HS)
4	Neidy Ocuane	PG	5-5	R-Sr.	2L	Maputo, Mozambique (Seward County CC)
33	Michelle Pruitt	F/C	5-11	Jr.	TR	Chicago, Ill. (Miami Dade College)
10	Jade Rochelle	G/F	5-11	Sr.	1L	Grandview, Texas (Blinn College)
22	DeJaNae Roebuck	F	6-0	Jr.	TR	Olathe, Kan. (Hutchinson CC)
25	Ariana Taylor	F	6-1	So.	1L	Houston, Texas (Houston Wheatley HS)
44	Katarina Zec	G/F	5-11	Sr.	3L	Belgrade, Serbia (Sportska gimnazija)

^denotes will miss season

## COACHING STAFF

Kevin Baker - Head Coach

Todd Buchanan - Associate Head Coach

Anthony Anderson - Assistant Head Coach/Director of Player Development

Heather Karner - Assistant Coach/Recruiting Coordinator

Chisan Jones - Strength and Conditioning

Lexi Murphy - Director of Basketball Operations

Christina Robinson - Graduate Assistant

Harper Sheets - Graduate Assistant

William Chapa - Student Assistant

STARTERS RETURNING (3)				LETTER WINNERS RETURNING (7)				NEWCOMERS (7)				PRONUNCIATIONS
#	Name	Pos.	Cl.	#	Name	Pos.	Cl.	#	Name	Pos.	Cl.	
4	Neidy Ocuane	PG	Sr.	00	Jordan Jenkins^	PG	Jr.	1	Arina Khlopkova	G/F	Fr.	KATIA GALLEGOS: Cah-t-uh Guy-yay-gose
25	Ariana Taylor	F	So.	4	Neidy Ocuane	PG	Sr.	2	Tia Bradshaw	G	Jr.	ARIONA Gill: Air-e-ah-nuh
44	Katarina Zec	G	Sr.	10	Jade Rochelle	F	Sr.	3	Katia Gallegos	G	Fr.	SABINE LIPE: Sah-be-nay Lee-pay
<b>STARTERS LOST (2)</b>				12	Ariona Gill	G/F	R-Sr.	5	Avery Crouse	G	Fr.	ARINA KHLPOPKOVA: Clop-ko-vuh
#	Name	Pos.	Cl.	13	Sabine Lipe	G	So.	22	DeJaNae Roebuck	F	Jr.	NEIDY OCUANE: Nay-dee Oh-kwan-knee
3	Jordan Alexander	F	Sr.	25	Ariana Taylor	F	So.	31	Tatyana Modawar	F	Fr.	DEJANAE Roebuck: Day-jah-nay
5	Zuzanna Puc	F	Jr.	44	Katarina Zec	G	Sr.	33	Michelle Pruitt	F/C	Jr.	ARIANA Taylor: Are-e-ah-nuh
				<b>LETTER WINNERS LOST (3)</b>								Katarina ZEC: Zetz
#	Name	Pos.	Cl.	#	Name	Pos.	Cl.					
3	Jordan Alexander	F	Sr.	3	Jordan Alexander	F	Sr.					
5	Zuzanna Puc	F	Jr.	5	Zuzanna Puc	F	Jr.					
				23	Alexa Hoy	G	Jr.					
				^denotes will miss season								



# UTEP INDIVIDUAL CAREER HIGHS

**#2 TIA BRADSHAW | 5-9 | G | JR-TR**

PTS: ..... 4, Alcorn State (11/16/19)  
 REB: ..... 1, twice, last Alcorn State (11/16/19)  
 AST: ..... 3, Alcorn State (11/16/19)  
 STL: ..... 2, at NM State (11/13/19)  
 BLK: ..... NA  
 FG: ..... 2, Alcorn State (11/16/19)  
 FGA: ..... 4, Alcorn State (11/16/19)  
 3FG: ..... NA  
 3FGA: ..... 1, Alcorn State (11/16/19)  
 FT: ..... NA  
 FTA: ..... NA  
 MIN: ..... 15, Alcorn State (11/16/19)

**#15 AVERY CROUSE | 6-0 | G | FR-HS**

PTS: ..... 10, Alcorn State (11/16/19)  
 REB: ..... 5, at NM State (11/13/19)  
 AST: ..... 3, UCR (11/9/19)  
 STL: ..... 1, twice, last Alcorn State (11/16/19)  
 BLK: ..... NA  
 FG: ..... 3, Alcorn State (11/16/19)  
 FGA: ..... 9, UCR (11/9/19)  
 3FG: ..... 3, Alcorn State (11/16/19)  
 3FGA: ..... 4, Alcorn State (11/16/19)  
 FT: ..... 2, UCR (11/9/19)  
 FTA: ..... 2, twice, last Alcorn State (11/16/19)  
 MIN: ..... 29, UCR (11/9/19)

**#3 KATIA GALLEGOS | 5-7 | G | FR-HS**

PTS: ..... 13, at NM State (11/13/19)  
 REB: ..... 5, at NM State (11/13/19)  
 AST: ..... 5, UCR (11/9/19)  
 STL: ..... 2, twice, last at NM State (11/13/19)  
 BLK: ..... NA  
 FG: ..... 3, twice, last at NM State (11/13/19)  
 FGA: ..... 12, UCR (11/9/19)  
 3FG: ..... 1, UCR (11/9/19)  
 3FGA: ..... 7, UCR (11/9/19)  
 FT: ..... 7, at NM State (11/13/19)  
 FTA: ..... 10, at NM State (11/13/19)  
 MIN: ..... 34, UCR (11/9/19)

**#12 ARIONA GILL | 6-0 | G/F | SR-1L**

PTS: ..... 22, Abilene Christian (11/24/18)  
 REB: ..... 12, Portland State (12/9/18)  
 AST: ..... 4, four times, last Alcorn State (11/16/19)  
 STL: ..... 3, vs. Marshall (3/13/19)  
 BLK: ..... 2, twice, last Portland State (12/9/18)  
 FG: ..... 10, Abilene Christian (11/24/18)  
 FGA: ..... 19, Abilene Christian (11/24/18)  
 3FG: ..... 3, Arkansas State (12/1/18)  
 3FGA: ..... 5, Arkansas State (12/1/18)  
 FT: ..... 9, NM State (11/17/18)  
 FTA: ..... 12, NM State (11/17/18)  
 MIN: ..... 39, NM State (11/17/18)

**#00 JORDAN JENKINS | 5-3 | PG | JR-2L**

PTS: ..... 11, Alcorn State (11/10/18)  
 REB: ..... 5, twice, last CSUB (11/14/18)  
 AST: ..... 7, twice, last vs. WIU (12/20/18)  
 STL: ..... 2, three times, last Nicholls State (11/23/18)  
 BLK: ..... 0  
 FG: ..... 4, Alcorn State (11/10/18)  
 FGA: ..... 7, twice, last at New Mexico (12/5/18)  
 3FG: ..... 2, three times, last at New Mexico (12/5/18)  
 3FGA: ..... 5, at UC Riverside (12/30/17)  
 FT: ..... 3, MT (1/19/19)  
 FTA: ..... 4, twice, last MT (1/19/19)  
 MIN: ..... 35, at New Mexico (12/5/18)

**#1 ARINA KHLOPKOVA | 6-0 | G/F | FR-HS**

PTS: ..... 6, UCR (11/9/19)  
 REB: ..... 2, UCR (11/9/19)  
 AST: ..... 1, Alcorn State (11/16/19)  
 STL: ..... 2, Alcorn State (11/16/19)  
 BLK: ..... NA  
 FG: ..... 2, UCR (11/9/19)  
 FGA: ..... 6, UCR (11/9/19)  
 3FG: ..... NA  
 3FGA: ..... 3, twice, last Alcorn State (11/16/19)  
 FT: ..... 2, UCR (11/9/19)  
 FTA: ..... 2, UCR (11/9/19)  
 MIN: ..... 20, Alcorn State (11/16/19)

**#13 SABINE LIPE | 5-9 | G | SO-1L**

PTS: ..... 7, three times, last at UTSA (1/5/19)  
 REB: ..... 7, at UTSA (1/5/19)  
 AST: ..... 7, at UTSA (1/5/19)  
 STL: ..... 2, at Weber State (11/28/18)  
 BLK: ..... 3, Alcorn State (11/16/19)  
 FG: ..... 2, three times, last UCR (11/9/19)  
 FGA: ..... 5, twice, last UCR (11/9/19)  
 3FG: ..... 1, four times, last UCR (11/9/19)  
 3FGA: ..... 4, at UTSA (1/5/19)  
 FT: ..... 5, at UTSA (1/5/19)  
 FTA: ..... 6, twice, last at UTSA (1/5/19)  
 MIN: ..... 31, at Tulsa (12/29/18)

**#31 TATYANA MODAWAR | 6-3 | F | FR-HS**

PTS: ..... 5, Alcorn State (11/16/19)  
 REB: ..... 2, Alcorn State (11/16/19)  
 AST: ..... 1, UCR (11/9/19)  
 STL: ..... 1, Alcorn State (11/16/19)  
 BLK: ..... NA  
 FG: ..... 1, Alcorn State (11/16/19)  
 FGA: ..... 3, Alcorn State (11/16/19)  
 3FG: ..... 1, Alcorn State (11/16/19)  
 3FGA: ..... 1, Alcorn State (11/16/19)  
 FT: ..... 2, twice, last Alcorn State (11/16/19)  
 FTA: ..... 2, twice, last Alcorn State (11/16/19)  
 MIN: ..... 10, UCR (11/9/19)

**#4 NEIDY OCUANE | 5-5 | PG | SR-1L**

PTS: ..... 14, twice, last at FIU (2/9/19)  
 REB: ..... 6, twice, last vs. Marshall (3/13/19)  
 AST: ..... 5, three times, last North Texas (3/7/19)  
 STL: ..... 3, at FAU (2/7/19)  
 BLK: ..... 1, vs. WIU (12/20/18)  
 FG: ..... 4, twice, last at FIU (2/9/19)  
 FGA: ..... 11, Marshall (1/31/19)  
 3FG: ..... 4, Marshall (1/31/19)  
 3FGA: ..... 10, Marshall (1/31/19)  
 FT: ..... 4, at FAU (2/7/19)  
 FTA: ..... 5, NM State (11/17/18)  
 MIN: ..... 38, vs. Marshall (3/13/19)

**#33 MICHELLE PRUITT | 5-11 | F/C | JR-TR**

PTS: ..... 14, at NM State (11/13/19)  
 REB: ..... 10, UCR (11/9/19)  
 AST: ..... 2, Alcorn State (11/16/19)  
 STL: ..... 1, twice, last Alcorn State (11/16/19)  
 BLK: ..... NA  
 FG: ..... 7, at NM State (11/13/19)  
 FGA: ..... 13, at NM State (11/13/19)  
 3FG: ..... NA  
 3FGA: ..... NA  
 FT: ..... 4, UCR (11/9/19)  
 FTA: ..... 8, UCR (11/9/19)  
 MIN: ..... 27, UCR (11/9/19)

**#10 JADE ROCHELLE | 5-11 | G/F | SR-1L**

PTS: ..... 11, Portland State (12/9/18)  
 REB: ..... 9, Arkansas State (12/1/18)  
 AST: ..... 3, at ODU (1/24/19)  
 STL: ..... 2, twice, last North Texas (3/7/19)  
 BLK: ..... 1, 11 times, last vs. Marshall (3/13/19)  
 FG: ..... 4, three times, last UTSA (2/23/19)  
 FGA: ..... 9, twice, last UAB (1/17/19)  
 3FG: ..... 1, three times, last vs. Marshall (3/13/19)  
 3FGA: ..... 2, twice, last vs. MT (3/14/19)  
 FT: ..... 5, Portland State (12/9/18)  
 FTA: ..... 8, Portland State (12/9/18)  
 MIN: ..... 29, vs. Marshall (3/13/19)

**#22 DEJANAE ROEBUCK | 6-0 | F | JR-TR**

PTS: ..... 7, twice, last Alcorn State (11/16/19)  
 REB: ..... 3, Alcorn State (11/16/19)  
 AST: ..... 2, Alcorn State (11/16/19)  
 STL: ..... 1, twice, last Alcorn State (11/16/19)  
 BLK: ..... 2, Alcorn State (11/16/19)  
 FG: ..... 2, twice, last Alcorn State (11/16/19)  
 FGA: ..... 5, Alcorn State (11/16/19)  
 3FG: ..... NA  
 3FGA: ..... NA  
 FT: ..... 3, twice, last Alcorn State (11/16/19)  
 FTA: ..... 6, UCR (11/9/19)  
 MIN: ..... 17, Alcorn State (11/16/19)

**#25 ARIANA TAYLOR | 6-0 | F | SO-1L**

PTS: ..... 16, vs. Akron (12/21/18)  
 REB: ..... 7, at North Texas (1/10/19)  
 AST: ..... 3, twice, last vs. Marshall (3/13/19)  
 STL: ..... 1, eight times, last at NM State (11/13/19)  
 BLK: ..... 4, at UTSA (1/5/19)  
 FG: ..... 5, twice, last LA Tech (2/14/19)  
 FGA: ..... 11, at Rice (1/12/19)  
 3FG: ..... 3, at North Texas (1/10/19)  
 3FGA: ..... 5, twice, last North Texas (3/7/19)  
 FT: ..... 4, twice, last vs. Akron (12/21/18)  
 FTA: ..... 6, Portland State (12/9/18)  
 MIN: ..... 37, vs. Marshall (3/13/19)

**#44 KATARINA ZEC | 5-11 | G/F | SR-3L**

PTS: ..... 22, at NM State (12/10/17)  
 REB: ..... 9, three times, last at ODU (1/24/19)  
 AST: ..... 7, WKU (3/3/18)  
 STL: ..... 2, six times, last LA Tech (2/10/18)  
 BLK: ..... 1, seven times, last Abilene Christian (11/24/18)  
 FG: ..... 9, North Texas (3/7/19)  
 FGA: ..... 16, Marshall (1/31/19)  
 3FG: ..... 7, at NM State (12/10/17)  
 3FGA: ..... 10, twice, last at Weber State (11/28/18)  
 FT: ..... 7, CSUB (11/14/18)  
 FTA: ..... 9, CSUB (11/14/18)  
 MIN: ..... 49, vs. Marshall (3/13/19)



# 2019-20 GAME-BY-GAME STATS

OPP.	DATE	W/L	PTS	1Q/2Q/3Q/4Q/OT(s)	LARGEST LEAD	IN PAINT PTS	OFF TOS PTS	2ND CHANCE PTS	BENCH PTS	FG-FGA	PCT	3 PT FG-FGA	3PT PCT	FT-FTA	FT PCT	Q-D-TOT	AVG	PF	A	TO	BLK	STL	PTS	AVG
@UTEP	11/9/19	W	63	14/19/13/17	21	24	25	11	21	19-60	.317	6-21	.286	19-30	.633	19-16-35	35.0	23	12	15	0	8	63	63.0
UCR				4/10/14/22	0	26	8	10	18	18-41	.439	1-13	.077	13-19	.684	11-29-40	40.0	27	9	28	5	7	50	50.0
UTEP	11/13/19	W	63	16/17/14/16	8	32	6	8	12	23-59	.390	3-12	.250	14-22	.636	11-34-45	40.0	13	10	12	0	5	63	63.0
@NM State				17/15/14/11	7	30	16	11	24	20-61	.328	4-20	.200	13-17	.765	9-30-39	39.5	18	10	11	2	9	57	53.5
@UTEP	11/16/19	W	92	28/18/26/20	48	47	27	16	34	34-62	.548	9-23	.391	15-20	.750	15-29-44	41.3	19	23	25	6	12	92	72.7
Alcorn State				10/14/13/10	0	22	13	7	18	16-50	.320	2-10	.200	13-19	.684	9-17-26	35.0	26	10	28	2	14	47	51.3
<b>UTEP</b>			<b>218</b>	<b>58/54/53/53</b>	<b>48</b>	<b>103</b>	<b>58</b>	<b>35</b>	<b>67</b>	<b>76-181</b>	<b>.420</b>	<b>18-56</b>	<b>.321</b>	<b>48-72</b>	<b>.667</b>	<b>45-79-124</b>	<b>41.3</b>	<b>55</b>	<b>45</b>	<b>52</b>	<b>6</b>	<b>25</b>	<b>218</b>	<b>72.7</b>
<b>Opponents</b>			<b>154</b>	<b>31/39/41/43</b>	<b>7</b>	<b>78</b>	<b>37</b>	<b>28</b>	<b>60</b>	<b>54-152</b>	<b>.355</b>	<b>7-43</b>	<b>.163</b>	<b>39-55</b>	<b>.709</b>	<b>29-76-105</b>	<b>35.0</b>	<b>71</b>	<b>29</b>	<b>67</b>	<b>9</b>	<b>30</b>	<b>154</b>	<b>51.3</b>

# 2019-20 POINTS-REBOUNDS-ASSISTS

Opponent	Khlopkova	Bradshaw	Gallegos	Ocuane	Rochelle	Gill	Lipe	Crouse	Roebuck	Taylor	Modawar	Pruitt	Zec
UCR	6-2-0	0-0-0	9-4-5	0-0-0	0-0-0	2-4-0	5-1-0	6-2-3	7-2-1	DNP	2-0-1	8-10-0	18-5-2
at NM State	0-1-0	0-1-2	13-5-1	DNP	1-0-0	7-8-1	0-0-1	0-5-1	2-1-0	9-5-1	0-0-0	14-4-1	17-7-2
Alcorn State	2-0-1	4-1-3	4-1-3	0-0-0	2-3-0	14-7-4	5-5-2	10-2-1	7-3-2	9-3-1	5-2-0	13-4-2	17-6-4

Bold for 10+ points, rebounds or assists  
 ^No longer on the team



# 2018-19 RESULTS & STATS

DATE	OPPONENT	RESULT
Nov. 10	Alcorn State	W, 77-51
Nov. 14	CSU Bakersfield	W, 53-47
Nov. 17	NM State	L, 65-69
Nov. 23	ACU 81, Texas Southern 39§ Nicholls States	L, 56-58
Nov. 24	Nicholls State 58, Texas Southern 57§ Abilene Christians	L, 69-70
Nov. 28	at Weber State	L, 63-68
Dec. 1	Arkansas State	L, 66-67
Dec. 5	at New Mexico	L, 51-69
Dec. 9	Portland State	L, 61-89
Dec. 17	at Arizona	L, 40-62
Dec. 20	vs. Western Illinois%	W, 84-72
Dec. 21	vs. Akron%	L, 57-64
Dec. 29	at Tulsa	L, 45-66
Jan. 5	at UTSA* (ESPN+)	W, 73-60
Jan. 10	at North Texas*	L, 51-70
Jan. 12	at Rice*	L, 42-76
Jan. 17	UAB*	L, 48-76
Jan. 19	Middle Tennessee*	L, 49-79
Jan. 24	at Old Dominion*	L, 59-78
Jan. 26	at Charlotte*	L, 39-62
Jan. 31	Marshall*	L, 60-63
Feb. 2	WKU*	L, 61-64
Feb. 7	at Florida Atlantic*	W, 70-44
Feb. 9	at FIU*	W, 60-55
Feb. 14	LA Tech*	L, 64-74
Feb. 16	Southern Miss*	L, 63-64
Feb. 23	UTSA* (ESPN+)	W, 77-73
March 2	at UAB*	L, 45-68
March 7	North Texas* (ESPN+)	W, 59-51
March 13	vs. Marshall^ (ESPN+)	W, 64-58 (2OT)
March 14	vs. Middle Tennessee^ (ESPN+)	L, 44-66

**Bold denotes home game**

§ Seventh-Annual UTEP Thanksgiving Classic (El Paso, Texas)

% Las Vegas Christmas Shootout (Las Vegas, Nev.)

\* Conference USA Game

^ Conference USA Championships (Frisco, Texas)

TEAM STATISTICS	UTEP	OPP
<b>SCORING</b>	1815	2029
Points per game	58.5	65.5
Scoring margin	-6.9	-
<b>FIELD GOALS-ATT</b>	633-1590	735-1804
Field goal pct	.398	.407
<b>3 POINT FG-ATT</b>	169-546	243-762
3-point FG pct	.310	.319
3-pt FG made per game	5.5	7.8
<b>FREE THROWS-ATT</b>	380-554	316-438
Free throw pct	.686	.721
F-Throws made per game	12.3	10.2
<b>REBOUNDS</b>	1116	1055
Rebounds per game	36.0	34.0
Rebounding margin	+2.0	-
<b>ASSISTS</b>	419	445
Assists per game	13.5	14.4
<b>TURNOVERS</b>	509	372
Turnovers per game	16.4	12.0
Turnover margin	-4.4	-
Assist/turnover ratio	0.8	1.2
<b>STEALS</b>	118	229
Steals per game	3.8	7.4
<b>BLOCKS</b>	71	87
Blocks per game	2.3	2.8
<b>WINNING STREAK</b>	0	-
Home win streak	2	-
<b>ATTENDANCE</b>	7512	19207
Home games-Avg/Game	15-501	12-1422
Neutral site-Avg/Game	-	4-536

**SCORE BY PERIODS:**

	1ST	2ND	3RD	4TH	OT	OT2	TOTAL
UTEP	396	435	444	522	6	12	1815
Opp.	544	461	478	536	6	4	2029

## 2018-19 STATISTICS

9-22, 5-11 C-USA; HOME 4-11, AWAY 3-9, NEUTRAL 2-2

##	PLAYER	GP	GS	MIN	AVG	-- TOTAL --			-- 3-PTS --			--- REBOUNDS ---							PTS	AVG						
						FGA	PCT	3FG	FGA	PCT	FT	FTA	PCT	OFF	DEF	TOT	AVG	PF			OQ	A	TO	BLK	STL	
5	Zuzanna Puc	31	31	927	29.9	145	.302	.480	16	49	.327	66	103	.641	64	145	209	6.7	73	3	65	91	20	14	372	12.0
44	Katarina Zec	31	30	931	30.0	108	.252	.429	34	95	.358	63	77	.818	39	98	137	4.4	58	1	60	67	1	12	313	10.1
3	Jordan Alexander	31	30	936	30.2	91	.236	.386	35	108	.324	64	89	.719	26	147	173	5.6	54	1	54	65	14	26	281	9.1
12	Ariana Gill	23	12	578	25.1	73	.175	.417	14	47	.298	39	64	.609	30	71	101	4.4	60	3	36	45	6	14	199	8.7
23	Alexa Hoy	19	6	461	24.3	39	.122	.320	14	47	.298	28	36	.778	14	31	45	2.4	15	0	25	31	1	3	120	6.3
25	Ariana Taylor	31	16	584	18.8	62	.159	.390	20	57	.351	40	59	.678	28	50	78	2.5	69	3	23	55	15	7	184	5.9
04	Neidy Ocuane	31	17	692	22.3	36	.126	.286	23	86	.267	29	37	.784	11	54	65	2.1	37	0	56	61	1	16	124	4.0
10	Jade Rochelle	30	0	595	19.8	44	.123	.358	3	14	.214	29	58	.500	55	86	141	4.7	46	0	27	36	11	14	120	4.0
13	Sabine Lipe	13	4	179	13.8	12	.31	.387	3	14	.214	14	19	.737	5	25	30	2.3	20	0	25	15	2	7	41	3.2
00	Jordan Jenkins	19	9	348	18.3	21	.61	.344	6	28	.214	8	12	.667	0	31	31	1.6	14	0	46	29	0	5	56	2.9
32	x-Conchi Satorre	2	0	19	9.5	2	.3	.667	1	1	1.000	0	0	.000	1	3	4	2.0	5	0	2	6	0	0	5	2.5
TM TM.....															41	61	102	3.3	0							
<b>TOTAL.....</b>		<b>31</b>				<b>633</b>	<b>1590</b>	<b>.398</b>	<b>169</b>	<b>546</b>	<b>.310</b>	<b>380</b>	<b>554</b>	<b>.686</b>	<b>314</b>	<b>802</b>	<b>1116</b>	<b>36.0</b>	<b>451</b>	<b>11</b>	<b>419</b>	<b>509</b>	<b>71</b>	<b>118</b>	<b>1815</b>	<b>58.5</b>
<b>OPPONENTS.....</b>		<b>31</b>				<b>735</b>	<b>1804</b>	<b>.407</b>	<b>243</b>	<b>762</b>	<b>.319</b>	<b>316</b>	<b>438</b>	<b>.721</b>	<b>330</b>	<b>725</b>	<b>1055</b>	<b>34.0</b>	<b>590</b>	<b>-</b>	<b>445</b>	<b>372</b>	<b>87</b>	<b>229</b>	<b>2029</b>	<b>65.5</b>

x-Inactive player | Returning players in bold

SCORE BY PERIODS:	1ST	2ND	3RD	4TH	OT	OT2	TOTAL
UTEP	396	435	444	522	6	12	1815
Opponents	544	461	478	536	6	4	2029



# THE LAST TIME IT HAPPENED IN A GAME...

## TEAM

### SCORED AT LEAST 90 POINTS

UTEP: **92**, **Alcorn State** (11/16/19)  
Opponent: 91, at CSU Fullerton (12/29/17)

### SCORED AT LEAST 100 POINTS

UTEP: 105, Southern Miss\* (2/21/09)  
Opponent: 102, vs. Georgia Tech (12/20/13)

### YIELDED LESS THAN 40 POINTS

UTEP: **33**, vs. **Samford** (12/21/17)  
Opponent: **35**, **New Mexico** (11/30/17)

### SCORED AT LEAST 30 POINTS IN QUARTER

UTEP: **30**, **CSU Bakersfield** (11/11/17)  
Opponent: **30**, **Middle Tennessee\*** (1/19/19)

### SCORED LESS THAN 5 POINTS IN QUARTER

UTEP: **4**, **Middle Tennessee\*** (1/19/19)  
Opponent: **4**, vs. **Samford** (12/21/17)

### SCORED AT LEAST 50 POINTS IN HALF

UTEP: **53**, **Western Kentucky\*** (3/3/18)  
Opponent: **50**, **Middle Tennessee\*** (1/19/19)

### SHOT AT LEAST 60 PERCENT OVERALL

UTEP: .660 (35-53), Southern Miss\* (2/21/09)  
Opponent: .607 (37-61), at ODU\* (3/2/17)

### SHOT BELOW 25 PERCENT OVERALL

UTEP: .234 (15-64), vs. K-State (11/25/16)  
Opponent: .245 (13-53), at FAU (2/2/19)

### SHOT AT LEAST 60 PERCENT ON 3-POINTERS

(minimum 10 attempts)  
UTEP: **.600 (6-10)**, vs. **UAB** (3/8/18)  
Opponent: .625 (10-16), Texas State (11/30/13)

### SHOT 100 PERCENT ON FREE THROWS

(minimum 10 attempts)  
UTEP: 16-16, at Wyoming (1/14/89)  
Opponent: **13-13**, **Portland State** (12/9/18)

### MADE AT LEAST 35 FIELD GOALS

UTEP: 41, Western New Mexico (11/17/16)  
Opponent: 37, at ODU\* (3/2/17)

### ATTEMPTED AT LEAST 80 FIELD GOALS

UTEP: 83, Charlotte (2/27/16)  
Opponent: 80, at Florida Atlantic\* (3/5/14)

### MADE AT LEAST 12 THREE-POINTERS

UTEP: 12, New Mexico (12/2/15)  
Opponent: **14**, **UAB\*** (3/2/19)

### MADE AT LEAST 30 FREE THROWS

UTEP: **42**, vs. **East Carolina** (12/17/17)  
Opponent: 31, at UTSA\* (1/21/17)

### ATTEMPTED AT LEAST 40 FREE THROWS

UTEP: **50**, vs. **East Carolina** (12/17/17)  
Opponent: 45, at UCF\* (2/17/13)

### GRABBED AT LEAST 60 REBOUNDS

UTEP: 66, Western New Mexico (11/17/16)  
Opponent: 62, Arizona (2/22/86)

### POSTED AT LEAST 25 ASSISTS

UTEP: 26, Western New Mexico (11/17/16)  
Opponent: **27**, **UAB\*** (2/2/18)

### REGISTERED AT LEAST 20 STEALS

UTEP: 20, Kansas State (11/16/13)  
Opponent: 20, at San Jose State\* (1/2/02)

### BLOCKED AT LEAST 10 SHOTS

UTEP: 12, Houston Baptist (11/30/16)  
Opponent: 10, vs. UAB (3/10/86)

### COMMITTED AT LEAST 30 FOULS

UTEP: 30, North Texas\* (2/16/17)  
Opponent: **36**, vs. **East Carolina** (12/17/17)

### SIX PLAYERS IN DOUBLE FIGURES

UTEP: vs. **East Carolina** (12/17/17)  
Opponent: Middle Tennessee\* (1/17/16)

### EVERY STARTER IN DOUBLE FIGURES

UTEP: Marshall\* (1/28/17)  
Opponent: Oregon (3/28/16)

### TWO PLAYERS WITH DOUBLE-DOUBLES

UTEP: FIU\* (3/1/18)  
Opponent: UTSA\* (2/23/19)

**Bold denotes Kevin Baker era**

\* denotes regular-season league contest



# UTEP SINGLE-GAME RECORDS

## FIELD GOALS MADE

FG	OPP	DATE
1. 49	Colorado State*	2/9/80
2. 46	vs. Texas Lutheran+	12/4/82
3. 45	UT-Perian Basin+	12/15/06
4. 41	WNMU+	11/17/16
41	UT-Permian Basin+	12/21/05
6. 40	Savannah State	11/22/08
7. 39	Hardin Simmons+	2/16/85
8. 39	Texas State	12/17/10
9. 38	Fresno State*	1/11/03
38	at BYU	1/6/90
38	Eastern New Mexico+	1/13/87

## FIELD GOALS ATTEMPTED

FGA	OPP	DATE
1. 93	vs. Texas Lutheran+	12/4/82
2. 87	at New Mexico State*	12/15/79
3. 86	New Mexico State*	12/13/80
4. 85	UT-Dallas+	11/20/04
85	vs. Arizona	11/25/83
85	Eastern New Mexico+	3/1/80
7. 84	at Southern Utah	12/29/88
84	Hardin Simmons+	2/16/85
84	at Eastern New Mexico+	1/20/84
10. 83	Charlotte*	2/27/16
83	at BYU	1/6/90
83	at New Mexico	11/29/86
83	at Oral Roberts	2/24/86

## FIELD GOAL PERCENTAGE (MIN. 24 MADE)

FG%	OPP	DATE
1. .660 (35-53)	Southern Miss*	2/21/09
2. .636 (28-44)	UCF*	1/24/10
3. .615 (32-52)	at UTPA	2/7/89
4. .612 (41-67)	WNMU+	11/17/16
5. .611 (33-54)	at San Diego	1/7/87
6. .588 (30-51)	TXA&M CC	12/18/02
7. .577 (30-52)	WKU*	3/3/18
.577 (30-52)	Alcorn State	12/20/09
9. .576 (38-66)	Fresno State*	1/11/03
10. .574 (31-54)	at N. Colorado	12/13/05

## FIELD GOAL PERCENTAGE DEFENSE

FG% DEFENSE	OPP	DATE
1. .167 (8-48)	UTPB+	12/14/15
2. .184 (9-49)	NM State	11/29/11
3. .196 (10-51)	UT-Dallas+	11/20/04
4. .205 (9-44)	NM State	12/05/12
5. .206 (13-63)	Tulsa	1/31/13
6. .208 (11-53)	vs. Samford	12/21/17
7. .209 (9-49)	UTPA	12/22/96
8. .214 (12-56)	Montana State	12/22/03
9. .216 (16-74)	Alcorn State	12/20/09
10. .222 (12-54)	Fresno State*	1/22/04
.222 (12-54)	Prairie View	3/1/96

## OTHER GAMES OF FG% 23.0 OR WORSE

12. .224 (15-67)	WNMU+	11/17/16
.224 (13-58)	at Colo. State*	2/6/93
14. .226 (14-62)	UTPB+	12/15/06
15. .229 (11-48)	ENMU+	12/8/12
16. .230 (14-61)	at UNM*	3/1/95

## THREE POINTERS MADE

3PM	OPP	DATE
1. 14	Toledo	11/24/09
14	Savannah State	11/22/08
14	vs. Eastern Illinois	11/20/09
4. 13	Tulsa*	1/22/09
13	at Tulane*	1/12/08
6. 12	New Mexico	12/21/15
12	Tulsa*	1/11/14
12	vs. Missouri State	12/4/09
9. 11	vs. WIU	12/20/18
11	Idaho State	11/28/15
11	#24 Western Kentucky*	1/22/15
11	Prairie View A&M	12/20/14
11	at Tulane*	2/1/14
11	Northern Arizona	11/22/13
11	Denver	11/26/11
11	Cal State Northridge	12/3/10
11	Idaho State	11/26/10
11	Arizona	11/26/06
11	SMU*	1/8/06
11	at Hawaii*	1/20/05
11	at Tulsa*	2/9/02
11	Louisiana Tech*	1/31/02
11	at SMU*	1/3/02
11	at Southern Utah	1/26/93

## THREE POINTERS ATTEMPTED

3PA	OPP	DATE
1. 34	Southern Miss*	3/1/15
2. 33	at Weber State	11/28/18
3. 32	Idaho State	11/28/15
32	at SMU	11/16/14
32	Toledo	11/24/09
32	vs. SMU*	3/9/08
7. 31	Louisiana Tech*	1/31/02
8. 30	Louisiana Tech*	2/5/14
30	at Tulsa*	2/9/02
30	at Louisiana Tech*	1/5/02

## THREE POINT PERCENTAGE (MIN. 8 MADE)

3FG%	OPP	DATE
1. .733 (11-15)	at S. Utah	1/26/93
2. .647 (11-17)	Southern Miss*	2/21/09
3. .615 (8-13)	Cal Poly	12/16/03
4. .600 (9-15)	TX Southern	12/13/09
6. .588 (10-17)	Southern Miss*	2/16/19
7. .579 (11-19)	vs. WIU	12/20/18
.579 (11-19)	Idaho State	11/26/10
.579 (11-19)	at Tulane*	1/18/09
10. .578 (11-19)	CS Northridge	12/3/10

## FREE THROWS MADE

FTM	OPP	DATE
1. 42	vs. East Carolina	12/17/17
2. 40	East Carolina*	1/6/11
3. 36	Oregon State	12/21/86
4. 35	Kansas State	11/16/13
5. 34	Bellhaven+	11/27/93
6. 33	Middle Tennessee*	1/7/16
33	Louisiana Tech*	2/27/15
8. 31	vs. Illinois-Chicago	12/19/96
31	Southeast Louisiana	2/24/90
10. 30	East Carolina*	2/22/14
30	UTPB+	11/8/13

## FREE THROWS ATTEMPTED

FTA	OPP	DATE
1. 54	East Carolina*	1/6/11
2. 53	Bellhaven+	11/27/93
3. 50	vs. East Carolina	12/17/17
4. 49	Oregon State	12/21/86
4. 49	Kansas State	11/16/13
47	at UCF	12/18/97
7. 45	UTPB+	11/8/13
8. 44	vs. McNeese State	12/20/93
9. 42	NM State*	12/13/97
10. 41	at New Mexico State*	11/26/96
41	Simon Fraser+	11/17/89
41	Arizona	2/22/86
41	Wyoming*	2/14/81

## FREE THROW PERCENTAGE (MIN. 10 MADE)

FT%	OPP	DATE
1. 100 (16-16)	at Wyoming	1/14/89
100 (10-10)	New Mexico	2/21/85
100 (10-10)	vs. San Diego	11/23/84
4. .962 (25-26)	San Jose State*	3/6/03
5. .941 (16-17)	UC Irvine	11/13/10
.941 (16-17)	at WNMU+	12/7/87
7. .929 (13-14)	at Boise State*	2/22/03
.929 (13-14)	at Colo. St.*	2/5/98
9. .923 (12-13)	Arkansas State	12/1/18
10. .917 (11-12)	at UAB*	1/29/15
.917 (11-12)	at Toledo	12/21/07

## OTHER GAMES OF FT 90% OR BETTER

12. .909 (10-11)	NM State*	11/23/04
.909 (20-22)	Boise State*	1/25/03
.909 (10-11)	Creighton	2/15/92

## OFFENSIVE REBOUNDS

ORB	OPP	DATE
1. 32	Abilene Christian+	11/30/93
2. 31	Sul Ross State+	12/1/97
3. 29	Houston Baptist	11/19/11
4. 28	Lamar	11/20/98
28	Bellhaven+	11/27/93
28	at Western Michigan	1/3/93
28	at Oral Roberts	1/27/89
28	at Southern Utah	12/29/88
9. 27	UT-Dallas+	11/20/04
27	vs. Weber State	11/30/91

27	UTPA	1/7/89
27	Eastern New Mexico+	11/28/88
27	at Oral Roberts	2/24/86

## TOTAL REBOUNDS

RB	OPP	DATE
1. 66	WNMU+ (21/+39)	11/17/16
2. 65	Sul Ross State+ (40/+25)	12/1/97
6. 64	Bellhaven+ (28/+36)	11/27/93
64	UTPA (25/+39)	1/7/89
5. 61	vs. McNeese State (40/+61)	11/24/89
61	New Mexico (NA/NA)	3/3/83
7. 60	Houston Baptist (38/+22)	11/19/11
60	at La.-Lafayette (56/+4)	11/27/05
60	Air Force (35/+25)	2/14/98
60	Azusa Pacific+ (45/+15)	11/22/96
60	Abilene Christian+ (37/+23)	11/30/93
60	Alaska (44/+16)	12/16/89
60	at Colorado State* (NA/NA)	1/10/81

## REBOUND MARGIN

MAR	OPP (UTEP RB/OPP RB)	DATE
1. +45	WNMU+ (66/21)	11/17/16
2. +39	UTPA (64-25)	1/7/89
3. +36	Bellhaven+ (64-28)	11/27/93
4. +32	Savannah State (50-18)	11/22/08
5. +28	ENMU+ (57-29)	12/2/14
6. +27	Alcorn State (48-21)	11/10/18
+27	Prairie View A&M (58-31)	11/21/99
+27	Texas Southern (50-23)	1/18/94
9. +26	Lamar (54-28)	12/1/11
+26	Texas State (50-24)	12/31/11
+26	UC Irvine (54-28)	11/13/10
+26	Prairie View A&M (58-32)	3/1/96

## PERSONAL FOULS

PF	OPP	DATE
1. 37	at US International+	1/29/89
2. 33	Eastern Arizona+	1/10/79
3. 32	at Utah*	3/12/92
32	Alaska	12/16/89
5. 31	vs. Old Dominion	3/11/16
31	at Rice	12/6/91
31	at Southeast Louisiana	1/13/90
31	at McNeese State	1/3/86
9. 30	North Texas*	2/16/17
30	Texas State	11/30/13
30	at TCU	1/12/97
30	at Oregon	1/3/94
30	at Texas State	2/19/90
30	at Lamar	1/4/86
30	New Mexico State	12/3/85
30	at Hardin Simmons*+	2/2/85

## ASSISTS

AST	OPP	DATE
1. 33	Savannah State	11/22/08
2. 31	UT-Permian Basin+	12/15/06
3. 29	Texas State	12/17/10
4. 28	Tulsa*	2/7/10
5. 27	at UCF*	2/24/08
27	at UTPA	2/7/89
7. 26	WNMU+	11/17/16
26	at Tulane*	2/1/14
26	Mississippi Valley St.	12/14/08
26	East Carolina*	2/10/08
26	Arkansas-Pine Bluff	12/20/06
26	Montana State	12/22/03
26	at Portland State	2/28/89

## FEWEST TURNS OVERS COMMITTED

TO	OPP	DATE
1. 0	vs. UTPA	12/3/82
2. 5	Louisiana Tech*	1/30/16
5	East Carolina*	2/10/08
5	vs. UTSA	11/27/81
5. 6	at Weber State	11/28/18
6	Sam Houston State	12/28/12
6	at Wyoming	2/28/91
7. 7	Old Dominion*	2/25/16
7	New Mexico	12/2/15
7	UT-Permian Basin+	12/15/06
7	Wyoming	1/31/91

## MOST TURNS OVERS COMMITTED

TO	OPP	DATE
1. 41	at Houston*	11/27/01
2. 40	at Houston	12/18/87
3. 37	vs. Grambling State	12/5/98
4. 35	Western New Mexico+	12/8/88
5. 34	at No. 25 Arizona	11/29/04
34	New Mexico	11/19/99
34	at Texas State	2/7/87
34	at New Mexico State	11/24/84
9. 33	at Tulane*	1/30/11
33	at San Diego State	1/25/96
33	at McNeese State	12/18/95
33	at UC-Irvine	12/2/95
33	at New Mexico State	12/2/93

## MOST TURNS OVERS FORCED

TO	OPP	DATE
1. 39	UTSA	1/8/90
2. 38	Christian Brothers+	11/27/94
3. 37	UTPA	12/22/96
4. 36	St. Mary's	11/10/06
36	Southern Utah	2/3/90
6. 34	Kansas State	11/16/13
34	Tulsa*	1/18/97
8. 33	Houston Baptist	11/15/15
33	vs. Texas Southern	11/22/12
33	Prairie View A&M	12/12/06

## OTHER GAMES OF AT LEAST 30 TO'S FORCED

11. 32	East Carolina*	2/22/14
32	TXA&M Kingsville+	12/9/89
32	at UTSA	2/5/87
14. 31	UTPB+	12/14/15
31	NM State	11/18/98
31	at UTSA	2/17/90
31	Lamar	1/4/89
31	NM State	12/12/84
31	vs. Arizona	11/25/83
20. 30	Charlotte*	2/27/16
30	Northern Colorado	11/27/13
30	vs. UAPB	11/30/07
30	Sul Ross State	11/30/98
30	vs. Grambling State	12/05/95
30	NM State	11/26/95
30	TCU	12/12/92
30	Southern Utah	12/29/88
30	UT-Pan American	1/4/88
30	San Diego State	12/29/87
30	Oral Roberts	1/27/89

## BLOCKS

BLK	OPP	DATE
1. 13	Memphis*	2/10/07
13	at New Mexico State	12/15/79
3. 12	Houston Baptist	11/30/16
12	UCF*	2/19/09
12	Louisiana-Lafayette	12/10/06
6. 11	Texas State	2/18/85
11	vs. Auburn	12/11/81
11	New Mexico State	11/16/81
9. 10	vs. Belmont	12/21/13
10	Alcorn State	11/22/10
10	at SMU*	1/31/08
10	Prairie View A&M	12/12/06
10	Hawaii*	2/19/05
10	UT-Dallas+	11/20/04</

# UTEP SINGLE-GAME RECORDS

## MOST POINTS SCORED (GAME)

PTS	OPP	DATE
1. 115	Colorado State* (W, 115-104)	2/9/80
2. 107	UTPB+ (W, 107-43)	12/15/06
107	at Fort. Bliss+ (W, 107-37)	11/28/76
4. 105	USM* (W, 105-87)	2/21/09
105	vs. TX Luth.+ (W, 105-90)	12/14/82
6. 103	Savannah St. (W, 103-46)	11/22/08
103	UTPB+ (W, 103-61)	12/21/05
8. 100	Sul Ross State+ (W, 100-66)	12/3/76
9. 98	HBU (W, 98-63)	11/15/15
10. 97	Tulsa* (W, 97-66)	1/11/14

## OTHER GAMES SCORED MORE THAN 90 POINTS

11. 96	UAPB (W, 96-67)	12/20/06
96	Florida A&M (W, 96-55)	1/4/92
96	Oral Roberts (W, 96-66)	2/15/89
96	Fort Bliss+ (W, 96-19)	11/10/77
15. 94	Charlotte* (W, 94-91, 2OT)	2/27/16
94	NM State (W, 94-69)	11/12/13
94	Texas State (W, 94-57)	12/17/10
18. 93	vs. ECU (W, 93-79, OT)	12/17/17
93	WNMU+ (W, 93-46)	11/17/16
93	Hardin-Simmons+ (W, 93-52)	11/29/96
93	vs. ACU* (W, 93-70)	12/7/79
18. 92	at CSUF (W, 92-91, 2OT)	12/29/17
92	NAU (W, 92-43)	11/22/13
92	vs. WKU (W, 92-60)	3/22/08
92	vs. USM* (W, 92-79)	3/08/12
92	ENMU+ (W, 92-54)	1/13/87
92	Hardin-Simmons* (W, 92-77)	2/16/85
92	vs. Schreiner College+ (W, 92-67)	11/16/79
25. 91	Howard Payne+ (W, 91-78)	1/24/87
26. 90	Fresno State* (W, 90-68)	1/11/03

## FEWEST POINTS SCORED (GAME)

PTS	OPP	DATE
1. 28	at Tulsa* (L, 28-64)	1/27/00
2. 31	at Rice* (L, 31-84)	2/1/07
31	SMU* (L, 31-66)	1/20/00
31	at Hawaii* (L, 31-68)	1/17/99
3. 32	at Rice* (L, 32-83)	1/27/06
32	at TXA&MCC (L, 32-69)	12/6/01
7. 35	New Mexico (L, 35-59)	11/30/17
8. 36	Hawaii* (L, 36-65)	2/3/00
37	New Mexico (L, 37-87)	11/30/00
37	at Wyoming (L, 37-46)	1/14/77

## MOST POINTS ALLOWED (GAME)

PTS	OPP	DATE
1. 124	at Texas (L, 48-124)	11/17/78
2. 116	at SDSU (L, 59-116)	1/4/84
3. 111	at BYU* (L, 59-111)	1/2/82
4. 109	at BYU* (L, 58-109)	2/2/79
5. 108	at #6 La. Tech* (L, 54-108)	2/27/03
108	at BYU* (L, 87-108)	2/19/81
7. 106	at Colorado* (L, 42-106)	2/10/79
8. 105	at SDSU (L, 72-105)	12/10/82
9. 104	Colorado State* (W, 115-104)	2/9/80
10. 103	at Texas Tech (L, 58-103)	1/4/83

## OTHER GAMES ALLOWED 100+ POINTS

11. 102	vs. Ga. Tech (L, 77-102)	12/20/13
12. 100	at Houston (L, 52-100)	11/27/01
100	vs. S. Carolina (L, 60-100)	11/28/97
100	at Colo. St.* (L, 49-100)	1/13/96
100	at Texas State (L, 77-100)	2/7/87
100	at Wyoming* (L, 78-100)	1/12/80

## FEWEST POINTS ALLOWED (GAME)

PTS	OPP	DATE
1. 19	Fort Bliss+ (W, 96-19)	11/10/77
2. 20	Beaumont+ (W, 58-20)	1/15/75
20	at Beaumont+ (W, 58-20)	12/13/74
4. 25	Fort Bliss+ (W, 66-25)	1/27/75
5. 26	Beaumont+ (W, 67-26)	1/29/75
6. 27	NM State (W, 63-27)	11/29/11
7. 28	WNMU+ (W, 73-28)	12/9/76
8. 29	Sul Ross St.+ (W, 54-29)	11/30/98
9. 30	at Sul Ross St.+ (W, 67-30)	1/15/78
32	UTPB+ (W, 86-32)	12/14/15
32	at UTSA (W, 54-32)	1/11/93

## OTHER GAMES FEWER THAN 40 POINTS ALLOWED

12. 33	vs. Samford (W, 46-33)	12/21/17
33	UTPA (W, 68-33)	12/22/96
14. 35	Tulsa* (W, 50-35)	1/31/13
35	vs. CS Northridge (W, 57-35)	12/12/87
16. 36	UT Dallas+ (W, 75-36)	11/20/04
36	Sul Ross State+ (W, 84-36)	12/30/00
36	UTPA (W, 58-36)	12/15/90
19. 37	at New Mexico* (W, 52-37)	3/1/95
37	Bellhaven+ (W, 72-37)	11/27/93
37	UTPA (W, 67-37)	1/7/89
37	Sul Ross St.+ (W, 67-37)	11/29/87
23. 38	at UTPA (W, 65-38)	2/8/88
38	UCF* (W, 67-38)	1/29/12

38	Fresno State* (W, 45-38)	2/12/04
26. 39	Kansas State (W, 84-39)	11/16/13
39	Hawaii* (W, 44-39)	1/22/04
39	Central Arizona+ (W, 47-39)	2/19/77

## MOST POINTS SCORED (HALF)

PTS	OPP (HALF)	DATE
1. 65	Colorado State* (2nd)	2/9/80
2. 58	at Tulane* (2nd)	2/1/14
58	Southern Miss* (2nd)	1/22/14
58	Savannah State+ (2nd)	11/22/08
58	at Fort Bliss+ (2nd)	11/28/76
6. 56	UTPB+ (1st)	12/15/06
56	Hardin-Simmons+ (2nd)	11/29/96
56	ENMU+ (2nd)	1/13/87
9. 55	NM State (2nd)	11/12/13
55	Southern Miss* (1st)	2/21/09
55	vs. Texas Lutheran+ (1st)	12/4/82
55	Sul Ross State+ (2nd)	12/3/76

## MOST POINTS SCORED (FIRST HALF)

PTS	OPP	DATE
1. 56	UTPB+	12/15/06
2. 55	Southern Miss*	2/21/09
55	vs. Texas Lutheran+	12/4/82
4. 54	Arkansas Pine Bluff	12/20/06
5. 52	Tulsa*	1/18/97
6. 51	UTPB+	12/21/05
7. 50	Tulsa*	1/11/14
50	vs. NW State	12/1/02
50	Oral Roberts	2/15/89
50	Colorado State*	2/9/80

## MOST POINTS SCORED (SECOND HALF)

PTS	OPP	DATE
1. 65	Colorado State*	2/9/80
2. 58	at Tulane*	2/1/14
58	Southern Miss*	1/22/14
58	Savannah State+	11/22/08
58	at Fort Bliss+	11/28/76
6. 56	Hardin-Simmons+	11/29/96
56	Eastern New Mexico+	1/13/87
8. 55	NM State	11/12/13
55	Sul Ross State+	12/3/76
10. 54	East Carolina	1/13/13
54	vs. Western Kentucky	3/22/0

## FEWEST POINTS SCORED (HALF)

PTS	OPP (HALF)	DATE
1. 8	at Rice* (1st)	2/1/07
2. 10	at New Mexico* (1st)	2/20/97
3. 11	at Fresno State* (1st)	2/6/03
11	at Tulsa* (1st)	1/27/00
11	vs. FIU (1st)	11/27/98
11	at Texas Tech (1st)	1/4/96
7. 12	at SMU* (1st)	1/29/04
8. 13	at Rice* (1st)	1/27/06
13	Fresno State* (1st)	2/12/04
13	at Kansas (1st)	12/7/03
13	New Mexico (1st)	11/23/01
13	Hawaii* (1st)	2/3/00
13	at San Diego State* (1st)	2/29/92
13	at Texas State (2nd)	2/19/90
13	Texas State (2nd)	12/13/89
13	at Northern Ariz. (1st)	12/13/85

## FEWEST POINTS SCORED (FIRST HALF)

PTS	OPP	DATE
1. 8	at Rice*	2/1/07
2. 10	at New Mexico*	2/20/97
3. 11	at Texas Tech	1/4/96
11	vs. Fla. International	11/27/98
11	at Tulsa*	1/27/00
11	at Fresno State*	2/6/03
7. 12	at SMU*	1/29/04
8. 13	at Northern Arizona	12/13/85
13	at San Diego State*	2/29/92
13	Hawaii*	2/3/00
13	New Mexico	11/23/01
13	at Kansas	12/7/03
13	Fresno State*	2/12/04
13	at Rice*	1/27/06

## FEWEST POINTS SCORED (SECOND HALF)

PTS	OPP	DATE
1. 13	New Mexico	11/30/17
13	at Texas State	2/19/90
13	Texas State	12/13/89
4. 14	at BYU*	1/28/99
5. 15	Marshall*	1/31/19
15	at San Diego State*	1/22/97
7. 16	SMU*	1/20/00
16	Creighton	2/15/92
9. 17	at Rice*	1/12/19
17	at UCF*	1/15/06
17	at Tulsa*	1/16/03

17	at Tulsa*	1/27/00
17	vs. TCU*	3/1/99
17	at Hawaii*	1/7/99
17	at San Diego State*	1/25/96
17	NM State	12/3/85

## MOST POINTS SCORED (QUARTER)

PTS	OPP (QTR)	DATE
1. 36	Houston Baptist (1)	11/15/15
2. 32	WNMU+ (1)	11/17/16
3. 31	FIU* (3)	2/25/17
31	Houston Baptist (3)	11/15/15
5. 30	CSU Bakersfield (4)	11/11/17
30	Marshall* (2)	1/28/17
7. 29	Marshall* (1)	1/31/19
29	WKU (4)	3/3/18
29	Hampton (1)	11/22/15
10. 28	Alcorn State (1)	11/16/19
28	UTSA* (4)	2/23/19
28	vs. WIU (3)	12/20/18
28	FIU* (1)	2/25/17

## FEWEST POINTS SCORED (QUARTER)

PTS	OPP (QTR)	DATE
1. 4	Middle Tennessee*	1/19/19
4	at ODU* (4)	2/17/18
4	vs. Samford (4)	12/21/17
4	New Mexico (3)	11/30/17
5. 5	Marshall* (3)	1/31/19
5	at Tulsa (1)	12/29/18
5	at Rice* (2)	1/28/18
5	at CS Fullerton (4)	12/29/17
5	at Tulane (2)	12/22/17
5	vs. LSU (3)	11/24/16

## MOST POINTS ALLOWED (QUARTER)

PTS	OPP (QTR)	DATE
1. 35	at UTSA* (1)	1/21/17
2. 30	UAB* (4)	2/2/18
3. 29	at UAB* (1)	3/2/19
4. 28	at Middle Tennessee* (4)	2/4/17
28	at New Mexico (2)	12/11/16
6. 27	vs. Southern Miss (3)	3/7/18
27	Texas Southern (2)	11/13/16
27	at UTSA* (4)	3/3/16
27	Middle Tennessee* (4)	1/7/15
10. 26	Portland State (1)	12/9/18
26	Florida Atlantic* (2)	1/18/18
26	North Texas* (2)	2/16/17
26	at La Tech* (4)	2/20/16
26	at Marshall* (4)	2/4/16
26	vs. UNLV (4)	12/19/15

## FEWEST POINTS ALLOWED (QUARTER)

PTS	OPP (QTR)	DATE
1. 3	Arkansas (1)	11/24/17
3	UTPB+ (2)	12/14/15
3. 4	vs. Samford (1)	12/21/17
4	UCR (1)	11/9/19
4	FAU* (2)	2/23/17
6. 5	vs. Samford (1)	12/21/17
5	CSU Bakersfield (1)	11/11/17
5	WNMU+ (3)	11/17/16
5	FAU* (3)	2/13/16
5	UTPB+ (4)	12/14/15

## LARGEST LEAD AT HALFTIME

PTS	OPP	DATE
1. 44	UTPB+ (W, 107-43)	12/15/06
2. 34	ENMU+ (W, 87-44)	12/1/08
34	Sul Ross State+ (W, 84-36)	12/30/00
34	Ft. Bliss+ (W, 96-19)	11/10/77
5. 33	PVAMU (W, 86-48)	12/20/14
33	Kansas State (W, 84-39)	11/16/13
7. 30	UTPA (W, 77-41)	1/4/88
8. 29	UAPB (W, 96-67)	12/20/06
9. 25	NAU (W, 92-43)	11/22/13
25	ENMU+ (W, 71-34)	12/8/12
25	at Fort Bliss+ (W, 107-37)	11/28/76

## LARGEST DEFICIT AT HALFTIME

PTS	OPP	DATE
1. 42	at Rice*	2/1/07
42	vs. Penn State	11/19/83
39	New Mexico	11/23/01
4. 37	at La. Tech*	1/5/02
5. 35	at Arizona State	11/22/85
6. 33	Middle Tennessee*	1/19/19
33	at No. 6 La. Tech*	2/27/03
8. 32	vs. Auburn	12/11/81
9. 31	at Colorado State*	2/11/82
10. 30	vs. FIU	11/27/98
30	at Houston	12/18/87
30	at San Diego State	1/4/84

## LARGEST MARGIN OF VICTORY

PTS	OPP	DATE
1. 77	Ft. Bliss+ (96-19)	11/10/77
2. 70	at Ft. Bliss+ (107-37)	11/28/76
6. 64	UTPB+ (107-43)	12/15/06
4. 57	Savannah State+ (103-46)	11/22/08
5. 54	UTPB+ (86-32)	12/14/15
6. 49	NAU (92-43)	11/22/13
7. 48	Sul Ross State+ (84-36)	12/30/00
8. 47	WNMU+ (93-46)	11/17/16
9. 46	UTPA (80-34)	1/2/06
10. 45	Kansas State (84-39)	11/16/13
45	WNMU+ (73-28)	12/9/76

## OTHER WINS BY 35+ POINTS

12. 44	Houston* (87-43)	1/22/12
13. 43	ENMU+ (87-44)	12/1/08
14. 42		

# UTEP INDIVIDUAL SINGLE-GAME RECORDS

## POINTS

PTS	NAME	OPP	DATE
1. 40	Holly Russ	UTSA	2/19/91
2. 37	Holly Russ	Baylor	12/17/91
3. 36	Kayla Thornton	vs. Belmont	12/21/13
4. 35	Kiana Taylor	South Carolina	11/28/97
35	Holly Russ	San Diego State*	1/19/91
6. 34	Sparkle Taylor	Rice*	2/18/17
34	Sparkle Taylor	North Texas*	2/16/17
34	Amy Pack	Sul Ross State	12/30/00
34	Lenore Dembs	Hardin-Simmons	2/16/85
34	Be Stoney	BYU*	1/30/80

## OTHER 30+ POINT GAMES

11. 33	Jareica Hughes	Rice*	3/7/08
33	Amy Pack	San Jose State*	2/5/00
33	Holly Russ	Wichita State	12/1/90
14. 32	Sparkle Taylor	vs. Old Dominion	3/8/16
32	Kayla Thornton	at Memphis*	2/24/13
16. 31	Jenzel Nash	Charlotte*	2/27/04
31	Gloria Estrada	NMSU*	1/29/77
18. 30	Tamara Seda	at CS Fullerton	12/29/17
30	Donna Stoney	Henderson	11/21/81

## MOST POINTS SCORED (QUARTER)

PTS (QTR)	NAME	OPP	DATE
1. 18 (3)	Sparkle Taylor	Northern Arizona	11/11/16
2. 14 (1)	Zuzanna Puc	Marshall*	1/31/19
14 (4)	Najala Howell	at UTSA*	2/4/18
14 (2)	Cameasha Turner	at WKU*	2/6/16
14 (2)	Lulu McKinney	UNM	12/2/15
<b>6. 13 (2)</b>	<b>Katarina Zec</b>	<b>at CSU Fullerton</b>	<b>12/30/17</b>
13 (1)	Najala Howell	at UC Riverside	12/30/17
13 (4)	Najala Howell	Houston Baptist	12/2/17
13 (3)	Sparkle Taylor	North Texas*	2/16/17
13 (3)	Sparkle Taylor	WKU*	1/26/17
13 (3)	Sparkle Taylor	UTSA*	1/1/17
13 (3)	Jenzel Nash	at La Tech*	2/20/16

## FIELD GOALS MADE

FGM	NAME	OPP	DATE
1. 16	Lenore Dembs	Hardin-Simmons	2/16/85
2. 14	Heidi Walker	PVAMU	11/21/99
14	Kiana Taylor	South Carolina	11/28/97
14	Holly Russ	UT-San Antonio	2/19/91
14	Holly Russ	San Diego State	1/19/91
14	Kris Hudson	Texas Lutheran	12/4/82
14	Donna Stoney	Henderson State	11/21/81
14	Gloria Estrada	NMSU	1/29/77
9. 13	Sparkle Taylor	vs. Old Dominion	3/8/16
13	Kayla Thornton	vs. Belmont	12/21/13
13	Lisa Watson	AK-Anchorage	2/26/89
13	Traci Miller	Arkansas State	12/6/86
13	Carolyn Prince	at TXAM Kingsville	12/5/80

## FIELD GOALS ATTEMPTED

FGA	NAME	OPP	DATE
1. 31	Holly Russ	UT-San Antonio	2/19/91
2. 30	Holly Russ	Creighton	2/21/91
3. 29	Jenzel Nash	Charlotte*	2/27/16
29	Holly Russ	Creighton	1/26/91
5. 28	Holly Russ	Utah	2/20/92
28	Holly Russ	Weber State	11/30/91
28	Traci Miller	Arkansas State	12/6/86
28	Lenore Dembs	Hardin-Simmons	2/16/85
9. 27	Holly Russ	San Diego State	2/16/91
27	Holly Russ	San Diego State	1/19/91
27	Holly Russ	Wichita State	12/1/90

## FIELD GOAL PERCENTAGE (MINIMUM 7 MADE)

FG%	NAME	OPP	DATE
1. 100	Ana Valtierra	Fresno State	1/11/03
100	Kiana Taylor	New Mexico	1/24/98
100	Kevia Ford	Wyoming	2/25/95
100	Kevia Ford	Texas Southern	1/18/94
100	Michelle Roper	Wyoming	3/6/93
100	Donetta Yellets	UT-San Antonio	2/5/87
7. 93.3	Donna Stoney	Henderson state	11/21/81
8. 90.0	Jareica Hughes	Tulane	1/12/08
90.0	Janet Brunson	NMSU	1/13/84
10. 88.9	Heidi Walker	UL-Lafayette	11/19/00
88.9	Kiana Taylor	UCF	12/18/97
88.9	T.D. Foster	Southeast Louisiana	2/24/90

## THREE-POINTERS MADE

3PM	NAME	OPP	DATE
1. 7	Dietra Caldwell	Toledo	11/24/09
7	Sviatlana Trukshamina	Tulsa	12/2/09
7	Holly Russ	UT-San Antonio	2/19/91
4. 6	Lulu McKinney	New Mexico	12/2/15
6	Kelli Willingham	at UAB	1/8/14
6	Kayla Thornton	at Memphis	2/24/13
6	Sviatlana Trukshamina	TX Southern	12/13/09
6	Jareica Hughes	Toledo	11/24/09
6	Dietra Caldwell	UCF	2/19/09

6	Dietra Caldwell	SSVU	11/22/08
6	Romie DeAnda	San Jose State	3/6/03
6	Kia Dowell	at Kansas	11/24/02
6	Kimya Murray	SMU	3/5/02
6	Amy Billhymer	Tulsa	1/17/97
6	Jill Lewis	NMSU	12/16/93
6	Laura Walker	NMSU	12/21/92

## THREE-POINTERS ATTEMPTED

3PA	NAME	OPP	DATE
1. 16	Amy Billhymer	Illinois-Chicago	12/19/96
2. 15	Laura Walker	NMSU	12/21/92
3. 14	Kimya Murray	SMU	3/5/02
4. 13	Kayla Thornton	at Memphis	2/24/13
13	Amy Billhymer	TCU	1/12/97
13	Amy Billhymer	BYU	1/29/94
13	Holly Russ	UT-San Antonio	2/19/91
13	Holly Russ	San Diego State	2/16/91
13	Terri Powell	U.S. International	2/14/88

## THREE-POINT PERCENTAGE

3FG%	NAME	OPP	DATE
1. 100.0 (5-5)	Najala Howell	at UC Riverside	12/30/17
<b>100.0 (4-4)</b>	<b>Katarina Zec</b>	<b>UC Riverside</b>	<b>11/9/19</b>
100.0 (4-4)	Timika Williams	vs. Missouri State	12/4/09
100.0 (4-4)	Briana Green	at Tulane*	1/18/09
100.0 (4-4)	Shalana Taylor	ULL	12/10/06
100.0 (4-4)	Ana Valtierra	SMU*	1/8/06
100.0 (4-4)	Laura Walker	Baylor	12/2/92
7. 85.7 (6-7)	Sviatlana Trukshamina	Texas Southern	12/13/09
8. 83.3 (5-6)	Jareica Hughes	Tulane*	1/12/08
83.3 (5-6)	Ana Valtierra	Nevada*	2/14/04
83.3 (5-6)	Terri Powell	San Diego State	12/29/87

## FREE THROWS MADE

FTM	NAME	OPP	DATE
1. 17	Gloria Brown	at Southern Miss	1/26/12
2. 14	Amy Pack	San Jose State	1/2/01
14	Holly Russ	UT-Pan American	1/21/91
14	Sonya Howell	Southeast La.	2/24/90
5. 13	Kayla Thornton	East Carolina	2/22/14
13	Amy Pack	Tulsa	1/21/01
13	Amy Pack	Nevada	1/5/01
8. 12	Gloria Brown	East Carolina	1/6/11
12	Noni Wharemate	San Jose State	3/6/03
12	Amy Pack	at UTSA	11/24/00
12	Shani Dinwiddie	Rice	2/15/97
12	Kanequa Chancellor	NMSU	11/26/96
12	Kiana Taylor	BYU	1/29/94
12	Shenita Waddell	Wyoming	3/10/93
12	Holly Russ	Baylor	12/17/91
12	Tracy Miller	Oregon State	12/21/86
12	Dawn Coy	Oregon State	12/21/86

## FREE THROWS ATTEMPTED

FTA	NAME	OPP	DATE
1. 19	Gloria Brown	at Southern Miss	1/26/12
19	Amy Pack	San Jose State	1/2/01
19	Kiana Taylor	BYU	1/29/94
4. 18	Marta Dydek	San Jose State	2/17/05
18	Amy Pack	Nevada	1/5/01
18	Sonya Howell	Southeast La.	2/24/90
18	Tonie Greene	Okla. City Univ	1/21/84
8. 17	Amy Pack	San Jose State	1/12/01
17	Marcella Lopez	West Texas State	2/18/85
16	Anete Steinberga	East Carolina	1/6/11
16	Fannie Goodwin	vs. Marshall	3/6/09
16	Amy Pack	Tulsa	1/21/01

## FREE THROW PERCENTAGE (MINIMUM 9 MADE)

FT%	NAME	OPP	DATE
1. 100.0 (9-9)	Najala Howell	at FIU*	1/5/17
100.0 (10-10)	Najala Howell	vs. East Carolina	12/17/17
100.0 (9-9)	Sparkle Taylor	at FIU*	1/12/17
100.0 (9-9)	Starr Breedlove	TCU	3/24/16
100.0 (10-10)	Cameasha Turner	Marshall*	1/24/15
100.0 (10-10)	Kayla Thornton	vs. Belmont	12/21/13
100.0 (12-12)	Gloria Brown	East Carolina*	1/6/11
100.0(11-11)	Jareica Hughes	vs. Rice	3/7/08
100.0(12-12)	Ingrid Goslin	San Jose State*	3/6/03
100.0 (9-9)	Kim Daniel	UTA	12/30/98
100.0 (9-9)	Cabora Mack	BYU*	2/3/96

## REBOUNDS

RB	NAME	OPP	DATE
1. 20	Kanequa Chancellor	SE Missouri State	11/29/97
20	Kayla Thornton	Tulsa	1/11/14
3. 19	Gloria Brown	at Southern Miss	1/26/12
19	Chamette Phelps	UAB	1/22/06
5. 18	Kayla Thornton	Tulane	2/1/14
18	Christhauna Parker	vs. UAB	3/14/13
18	Monica Ramirez	Colorado State	1/15/94
18	Marcella Lopez	West Texas State	2/18/85
18	Tonie Greene	Eastern NM	2/17/83
18	Tonie Greene	Central Arizona	2/12/83

## OTHERS WITH 17 REBOUNDS

11. 17	Tamara Seda	Southern Miss*	1/7/17
17	Tamara Seda	CSUB	12/28/16
17	Anete Steinberga	Tulane	3/8/13
17	Gloria Brown	Tulane*	2/13/11
17	Dragana Zoric	Houston*	12/4/02
17	Dragana Zoric	Houston*	12/4/02
17	DaTechia Specht	Fort Lewis	11/25/97
17	Kevia Ford	New Mexico	3/1/95
17	Charsa Palamore	San Diego State	1/19/91
17	Charsa Palamore	UT-Pan American	12/15/90
17	Charsa Palamore	Loyola Marymount	2/8/90
17	Charsa Palamore	NMSU	11/28/89
17	Vernita Gant	New Mexico	11/29/86

## ASSISTS

AST	NAME	OPP	DATE
1. 13	Jareica Hughes	at SMU	1/15/10
13	Shalana Taylor	at Illinois State	12/19/04
3. 12	Shalana Taylor	SMU	1/27/05
12	Martha Contreras	Southern Colorado	1/31/88
5. 11	Kelli Willingham	CS Northridge	12/3/10
11	Jareica Hughes	Southern Miss	2/21/09
11	Tiffney Touton	at SMU	1/3/02
11	Christina Mata	SJSU	2/5/00
9. 10	Dietra Caldwell	Tulsa	2/7/10
10	Briana Green	UCF	1/24/10
10	Briana Green	SVSU	11/22/08
10	Jareica Hughes	NMSU	12/8/07
10	Jareica Hughes	PVAMU	12/12/06
10	Shalana Taylor	Hawaii	2/19/05
10	Shalana Taylor	Northern Colorado	12/17/04
10	Terri Pedregon	Wyoming	2/25/95
10	Sonya Howell	Wichita State	12/10/86
10	Heather Estey	Loyola-Marymount	1/9/87
10	Heather Estey	Loyola-Marymount	1/29/85
10	Teri Staker	New Mexico	1/14/85

## STEALS

STL	NAME	OPP	DATE
1. 10	Sonya Howell	UT-San Antonio	2/17/90
2. 8	Cameasha Turner	UAB	1/10/16
8	Natasha Lacy	Southern Miss	3/8/08
8	Terri Pedregon	Texas Tech	12/7/94
8	Martha Contreras	UT-San Antonio	2/5/87
8	Chris Hall	Eastern N.M.	1/13/87
7. 7	Starr Breedlove	FAU*	2/13/16
7	Christhauna Parker	Kansas State	1/16/16
<b>7</b>	<b>Jenzel Nash</b>	<b>at Tulane</b>	<b>1/15/12</b>
7	Natasha Lacy	Houston	2/14/08
7	Natasha Lacy	Western Kentucky	3/22/08
7	Jareica Hughes	Tulsa	2/2/08
7	Kimya Murray	Louisiana Tech	1/31/02
7	Terri Pedregon	Christian Brothers	11/27/94
7	Norma Sierra	UT-San Antonio	1/6/89
7	Martha Contreras	Colorado State	1/23/88
7	Kris Hudson	at NMSU	2/19/83

## BLOCKS

BLK	NAME	OPP	DATE
1. 10	Izabela Piekarska	ULL	12/10/06
10	Kim Watts	Auburn	12/11/81
3. 9	Kim Watts	at NM State	12/15/79
4. 8	Gloria Brown	at NM State	11/16/11
5. 7	Fannie Goodwin	UCF	2/19/09
7	Izabela Piekarska	Tulane	11/25/05
7. 6	Gloria Brown	Tulane	2/13/11
6	Gloria Brown	Houston	1/16/11
6	Izabela Piekarska	SMU	1/31/08
6	Izabela Piekarska	Memphis	2/10/07
6	Marta Dydek	at Louisiana Tech	2/24/05
6	Marta Dydek	Fresno State	1/15/05
6	Donetta Yellets	SW Texas State	2/7/87
6	Marcella Lopez	West Texas State	2/18/85
6	Kim Watts	Colorado State	1/30/82
6	Kim Watts	Wyoming	1/29/82
6	Kim Watts	at Utah	1/4/82
6	Kim Watts	Marquette	12/12/81
6	Kim Watts	Juarez	12/5/81

## TURNOVERS

TO	NAME	OPP	DATE
1. 15	Holly Russ	Lamar	1/3/91
2. 13	Selina Thomas	West Texas State	2/4/85
3. 11	Kristi Lattin	Grambling State	12/5/98
11	LaShonda Gray	Grambling State	12/5/98
11	Holly Russ	San Diego State	2/16/91
11	Liz Rayas	Northern Arizona	3/4/86
7. 10	Amy Pack	SMU	1/19/01
10	Terri Pedregon	NMSU	12/2/93
10	Holly Russ	TCU	11/23/91
10	Sonya Howell	Wichita State	12/10/88

Bold denotes active players



# UTEP CAREER RECORDS

## GAMES PLAYED

PLAYER	YEARS	GP
1. Kristine Vitola	2009-14	134
2. Kayla Thornton	2010-14	128
3. Kelli Willingham	2010-14	126
4. Sparkle Taylor	2013-17	125
5. Cameasha Turner	2012-16	124
6. Chrishauna Parker	2011-16	122
7. Timika Williams	2006-10	120
8. Izabela Piekarska	2004-08	119
9. Kasia Krezel	2004-08	117
10. Ana Valtierra	2002-07	116

## OTHER MINERS 70+ GP

11. Jareica Hughes	2006-10	115
12. Norma Sierra	1988-92	113
13. Terri Pedregon	1991-95	110
14. Anete Steinberga	2009-13	106
15. Amy Billhymmer	1993-97	105
16. Kiana Taylor	1993-96, 97-98	105
17. Kristi Lattin	1995-99	104
18. Cabora Mack	1992-96	104
19. Kris Hudson	1981-85	104
20. Kim Watts	1978-82	104
21. Charmette Phelps	2003-07	103
22. Kim Daniel	1995-99	102
23. Kanequa Chancellor	1994-98	102
24. Jenzel Nash	2011-16	100
25. Jonna Launiainen	2003-07	97
26. Tamara Seda	2015-18	96
27. Sviatlana Trukshanina	2007-11	96
28. Chris Hall	1985-89	96
29. Briana Green	2008-12	95
30. Irene Gari	2012-15	95
31. Ingrid Goslin	2002-06	93
32. Lulu McKinney	2014-17	92
33. Zuzanna Puc	2016-19	91

PLAYER	YEARS	MP
1. Jareica Hughes	2006-10	3,777
2. Kelli Willingham	2010-14	3,719
3. Ana Valtierra	2002-07	3,584
4. Kayla Thornton	2010-14	3,456
5. Terri Pedregon	1991-95	3,272
6. Timika Williams	2006-10	3,183
7. Kasia Krezel	2004-08	2,999
8. Norma Sierra	1988-92	2,992
9. Cameasha Turner	2012-16	2,962
10. Chrishauna Parker	2011-16	2,957

11. Marissa Rodriguez	2010-15	92
12. Jenzel Nash	2011-16	87
13. Jareica Hughes	2006-10	84
14. Timika Williams	2006-10	84
15. Anete Steinberga	2009-13	83

## OTHER MINERS 50+ WINS

1. Briana Green	2008-12	79
2. Sparkle Taylor	2013-17	78
3. Sviatlana Trukshanina	2007-11	78
4. Izabela Piekarska	2004-08	76
5. Kasia Krezel	2004-08	76
6. Agata Dobrowolska	2013-16	70
7. Anete Kirsteine	2013-16	70
8. Monika Carrasco	2003-07	64
9. Jonna Launiainen	2003-07	64
10. Charmette Phelps	2003-07	64
11. Irene Gari	2012-15	63
12. Ana Valtierra	2002-07	62
13. Baiba Eglite	2009-12	61
14. Najala Howell	2015-18	54
15. Tamara Seda	2015-18	54
16. Kanequa Chancellor	1994-98	54
17. Kim Daniel	1995-99	53
18. Kristi Lattin	1995-99	53
19. Tania Prieto	1995-99	53
20. DaTechia Specht	1995-99	53
21. Cabora Mack	1992-96	53
22. Terri Pedregon	1991-95	52
23. Dietra Caldwell	2008-11	50

## TOTAL MINUTES PLAYED

PLAYER	YEARS	MP
1. Jareica Hughes	2006-10	3,777
2. Kelli Willingham	2010-14	3,719
3. Ana Valtierra	2002-07	3,584
4. Kayla Thornton	2010-14	3,456
5. Terri Pedregon	1991-95	3,272
6. Timika Williams	2006-10	3,183
7. Kasia Krezel	2004-08	2,999
8. Norma Sierra	1988-92	2,992
9. Cameasha Turner	2012-16	2,962
10. Chrishauna Parker	2011-16	2,957

## OTHER MINERS 2,000+ FGM

1. Dietra Caldwell	2008-11	2,806
2. Izabela Piekarska	2004-08	2,712
3. Kristine Vitola	2009-14	2,656
4. Kiana Taylor	1993-96, 97-98	2,577
5. Christina Mata	1999-01	2,569
6. Lulu McKinney	2014-17	2,540

## FIELD GOALS MADE

PLAYER	YEARS	FG
1. Kayla Thornton	2010-14	600
2. Sparkle Taylor	2013-17	530
3. Jareica Hughes	2006-10	527
4. Be Stoney	1977-81	516
5. Izabela Piekarska	2004-08	495
6. Timika Williams	2006-10	442
7. Kiana Taylor	1993-96, 97-98	423
8. Kasia Krezel	2004-08	413
9. Anete Steinberga	2009-13	405
10. Holly Russ	1990-92	380

## OTHER MINERS 225+ FGM

1. Lisa Watson	1987-89	379
2. Jenzel Nash	2011-16	370
3. Cameasha Turner	2012-16	363
4. Kris Hudson	1981-85	352
5. Kristi Lattin	1995-99	352
6. Kristine Vitola	2009-14	343
7. Kelli Willingham	2010-14	340
8. Zuzanna Puc	2016-19	337
9. Tamara Seda	2015-18	336
10. Chris Hall	1985-89	336
11. Norma Sierra	1988-92	332
12. Amy Billhymmer	1993-97	312
13. Monika Ramirez	1991-94	312

1. Carolyn Prince	1979-81	312
2. Dietra Caldwell	2008-11	306
3. Traci Miller	1985-87	293
4. Dragana Zoric	2001-03	289
5. Katarina Zec	2016-18	282
6. Gloria Brown	2010-12	281
7. Chrishauna Parker	2011-16	277
8. Kanequa Chancellor	1994-98	276
9. Charmette Phelps	2003-07	271
10. Briana Green	2008-12	246
11. Donna Stoney	1979-82	245
12. Jill Lewis	1993-97	241
13. Charsa Palamore	1989-91	227

## FIELD GOALS ATTEMPTED

PLAYER	YEARS	FGA
1. Kayla Thornton	2010-14	1,387
2. Be Stoney	1977-81	1,329
3. Jareica Hughes	2006-10	1,291
4. Izabela Piekarska	2004-08	1,170
5. Sparkle Taylor	2013-17	1,145
6. Kasia Krezel	2004-08	1,114
7. Holly Russ	1990-92	1,058
8. Jenzel Nash	2011-16	1,036
9. Kelli Willingham	2010-14	1,002
10. Timika Williams	2006-10	973

## OTHER MINERS 800+ FGA

1. Amy Billhymmer	1993-97	925
2. Lisa Watson	1987-89	909
3. Norma Sierra	1988-92	872
4. Kris Hudson	1995-97	864
5. Kiana Taylor	1993-96, 97-98	859
6. Cameasha Turner	2012-16	857
7. Lenore Dembs	1983-85	827
8. Kristi Lattin	1995-99	824

## FIELD GOAL PERCENT (MIN 20 MADE)

PLAYER	YEARS	FG%
1. Gloria Brown	2010-12	53.7
2. Michelle Roper	1991-93	51.2
3. Zuzanna Puc	2016-19	49.5
4. Tamara Seda	2015-18	49.4
5. Kiana Taylor	1993-96, 97-98	49.2
6. Heidi Walker	1999-01	48.4
7. Carolyn Prince	1979-81	48.0
8. Chrishauna Parker	2011-16	47.5
9. Shani Dinwiddie	1993-97	45.9
10. Timika Williams	2006-10	45.4

## THREE-POINT FIELD GOALS MADE

PLAYER	YEARS	3PM
1. Kelli Willingham	2010-14	215
2. Amy Billhymmer	1993-97	208
3. Dietra Caldwell	2008-11	182
4. Jareica Hughes	2006-10	142
5. Kasia Krezel	2004-08	138
6. Sviatlana Trukshanina	2007-11	116
7. Terri Powell	1987-89	109
8. Lulu McKinney	2014-17	107
9. Katarina Zec	2016-18	101
10. Ana Valtierra	2002-07	97

## OTHER MINERS 50+ 3PM

1. Cameasha Turner	2012-16	91
2. Kayla Thornton	2010-14	89
3. Izabela Piekarska	2004-08	86
4. Kimya Murray	2001-02	80
5. Stacie Telles	2013-15	76
6. Jonna Launiainen	2003-07	75
7. Laura Walker	1992-93, 94-95	73
8. Briana Green	2008-12	72
9. Jill Lewis	1993-97	68
10. Holly Russ	1990-92	63
11. Romie DeAnda	2001-03	61
12. Timika Williams	2006-10	60
13. Najala Howell	2015-18	58
14. Angie McGee	2002-05	55
15. Kia Dowell	2002-04	51
16. Kim Daniel	1995-99	50

## THREE-POINT FIELD GOALS ATTEMPTED

PLAYER	YEARS	3PA
1. Amy Billhymmer	1993-97	642
2. Kelli Willingham	2010-14	619
3. Kasia Krezel	2004-08	480
4. Dietra Caldwell	2008-11	456
5. Jareica Hughes	2006-10	430
6. Lulu McKinney	2014-17	379

7. Kayla Thornton	2010-14	312
8. Cameasha Turner	2012-16	306
9. Katarina Zec	2016-18	285
10. Terri Powell	1987-89	284

## OTHER MINERS 150+ 3PA

1. Sviatlana Trukshanina	2007-11	277
2. Laura Walker	1992-93, 94-95	261
3. Holly Russ	1990-92	240
4. Izabela Piekarska	2004-08	235
5. Jill Lewis	1993-94, 95-96	228
6. Jenzel Nash	2011-16	222
7. Christina Mata	1997-01	222
8. Terri Pedregon	1991-95	220
9. Stacie Telles	2013-15	218
10. Ana Valtierra	2002-07	215
11. Briana Green	2008-12	209
12. Kimya Murray	2001-02	206
13. Angie McGee	2002-05	195
14. Timika Williams	2006-10	193
15. Romie DeAnda	2001-03	178
16. Kim Daniel	1995-99	178
17. Irene Gari	2012-15	175
18. Najala Howell	2015-18	172
19. Kia Dowell	2002-04	166

## 3PT FG PERCENTAGE (MIN. 60 MADE)

PLAYER	YEARS	3FG%
1. Ana Valtierra	2002-07	46.7
2. Sviatlana Trukshanina	2007-11	41.9
3. Dietra Caldwell	2008-11	39.9
4. Kimya Murray	2001-02	38.8
5. Terri Powell	1987-89	38.4
6. Izabela Piekarska	2004-08	36.6
7. Kelli Willingham	2010-14	34.7
8. Briana Green	2008-12	34.4
9. Romie DeAnda	2001-03	34.4
10. Jareica Hughes	2006-10	33.0

## OTHER MINERS +32.0%

1. Amy Billhymmer	1993-97	32.4
-------------------	---------	------

## FREE THROWS MADE

PLAYER	YEARS	FTM
1. Kayla Thornton	2010-14	390
2. Jareica Hughes	2006-10	359
3. Amy Pack	1999-91	326
4. Kiana Taylor	1993-96, 97-98	286
5. Holly Russ	1990-92	273
6. Sparkle Taylor	2013-17	272
7. Cameasha Turner	2012-16	272
8. Kristi Lattin	1995-99	260
9. Chrishauna Parker	2011-16	257
10. Monica Ramirez	1991-94	253

## OTHER MINERS 150+FTM

1. Jenzel Nash	2011-16	237
2. Tamara Seda	2015-18	236
3. Chris Hall	1985-89	232
4. Kanequa Chancellor	1994-98	229
5. Be Stoney	1977-81	217
6. Anete Steinberga	2009-13	211
7. Kasia Krezel	2004-08	208
8. Lisa Watson	1987-89	207
9. Jill Lewis	1993-97	199
10. Gloria Brown	2010-12	194
11. Terri Pedregon	1991-95	191
12. Dawn Coy	1985-87	189
13. Lenore Dembs	1983-85	187
14. Ana Valtierra	2002-07	184
15. Kelli Willingham	2010-14	178
16. Izabela Piekarska	2004-08	175
17. Charmette Phelps	2003-07	169
18. Najala Howell	2015-18	168
19. Traci Miller	1985-87	161
20. Vaida Zagurskyte	2002-04	150

## FREE THROWS ATTEMPTED

PLAYER	YEARS	FTA
1. Kayla Thornton	2010-14	530
2. Jareica Hughes	2006-10	492
3. Kiana Taylor	1993-96, 97-98	467
4. Amy Pack	1999-91	436
5. Chrishauna Parker	2011-16	405
6. Kanequa Chancellor	1994-98	399
7. Holly Russ	1990-92	393
8. Monica Ramirez	1991-94	388
9. Sparkle Taylor	2013-17	380
10. Cameasha Turner	2012-16	373



# UTEP CAREER RECORDS

## OTHER MINERS 270+FTA

11. Kristi Lattin	1995-99	372
12. Tonieta Greene	1981-84	361
13. Tamara Seda	2015-18	356
14. Chris Hall	1985-89	343
15. Anete Steinberga	2009-13	341
16. Jenzel Nash	2011-16	334
17. Terri Pedregon	1991-95	291
18. Jill Lewis	1993-94, 95-97	290
19. Kristine Vitola	2009-14	285
20. Lisa Watson	1987-89	279
21. Kasia Krezel	2004-08	270

## FREE-THROW PERCENTAGE (MIN. 100 MADE) (must have concluded career)

PLAYER	YEARS	FT%
1. Gloria Brown	2010-12	80.8
2. Kelli Willingham	2010-14	78.8
Dragana Zoric	2001-03	78.8
4. Najala Howell	2015-18	78.5
5. Ana Valtierra	2002-07	78.3
6. Izabela Piekarska	2004-08	77.8
7. Noni Wharemate	2002-04	77.6
8. Kasia Krezel	2004-08	77.0
9. Kristine Vitola	2009-14	75.4
10. Amy Pack	1999-01	74.8

## SCORING

PLAYER	YEARS	PTS
1. Kayla Thornton	2010-14	1,679
2. Jareica Hughes	2006-10	1,555
3. Sparkle Taylor	2013-17	1,352
4. Izabela Piekarska	2004-08	1,251
5. Be Stoney	1977-81	1,249
6. Kasia Krezel	2004-08	1,172
7. Kiana Taylor	1993-96, 97-98	1,134
8. Cameasha Turner	2012-16	1,089
9. Timika Williams	2006-10	1,087
10. Kelli Willingham	2010-14	1,073

## OTHER MINERS 500+ PTS

11. Holly Russ	1990-92	1,068
12. Anete Steinberga	2009-13	1,024
13. Jenzel Nash	2011-16	1,023
14. Amy Pack	1999-01	968
15. Kristi Lattin	1995-99	966
Lisa Watson	1987-89	966
17. Kristine Vitola	2009-14	941
18. Amy Billhmer	1993-97	931
19. Chris Hall	1985-89	926
20. Tamara Seda	2015-18	909
21. Dietra Caldwell	2008-11	898
22. Monica Ramirez	1991-94	882
23. Lenore Dembs	1983-85	849
24. Zuzanna Puc	2016-19	834
25. Chrishauna Parker	2011-16	821
26. Norma Sierra	1988-92	804
<b>27. Katarina Zec</b>	<b>2016-</b>	<b>793</b>
28. Kanequa Chancellor	1994-98	781
29. Carolyn Prince	1979-81	771
30. Gloria Brown	2010-12	761
31. Kris Hudson	1981-85	756
32. Jill Lewis	1993-94, 95-96	749
33. Traci Miller	1985-87	747
34. Dragana Zoric	2001-03	738
35. Ana Valtierra	2002-07	714
36. Charnette Phelps	2003-07	711
37. Jeanine Brown Warren	1980-82	667
38. Lulu McKinney	2014-17	650
Briana Green	2008-12	650
40. Najala Howell	2015-18	648
41. Terri Pedregon	1991-95	631
42. Terri Powell	1987-89	621
43. Vaida Zagurskyte	2002-04	620
44. Donna Stoney	1979-82	598
45. Angie McGee	2002-05	574
46. Shanie Dinwiddie	1993-97	568
47. Charsa Palamore	1989-91	559
48. Kim Daniel	1995-99	555
49. Jordan Alexander	2017-19	540
50. Cabora Mack	1992-96	522
51. Michelle Roper	1991-93	521
52. Marcella Lopez	1982-86	512

## SCORING AVERAGE (MIN. 700 POINTS)

PLAYER	YEARS	AVG
1. Holly Russ	1990-92	20.2
2. Amy Pack	1999-01	17.6
3. Lisa Watson	1987-89	17.0
4. Lenore Dembs	1983-85	15.4
5. Be Stoney	1977-81	15.0
6. Traci Miller	1985-87	14.6
7. Dragana Zoric	2001-03	13.9
8. Jareica Hughes	2006-10	13.5
9. Kayla Thornton	2010-14	13.1
10. Gloria Brown	2009-12	12.1

## REBOUNDS

PLAYER	YEARS	RB
1. Kayla Thornton	2010-14	1,032
2. Chrishauna Parker	2011-16	866
3. Kim Watts	1978-82	810
4. Timika Williams	2006-10	794
5. Tamara Seda	2015-18	717
6. Kiana Taylor	1993-96, 97-98	676
7. Izabela Piekarska	2004-08	651
8. Kristine Vitola	2009-14	617
9. Anete Steinberga	2009-13	582
10. Dee Caine	1981-85	567

## OTHER MINERS 350+RB

11. Be Stoney	1977-81	563
12. Tonieta Greene	1981-84	561
13. Kanequa Chancellor	1994-98	546
14. Charnette Phelps	2003-07	537
15. Monica Ramirez	1991-94	531
16. Norma Sierra	1988-92	523
17. Chris Hall	1985-89	522
18. Gloria Brown	2010-12	509
19. Sparkle Taylor	2013-17	503
20. Kristi Lattin	1995-99	496
21. Zuzanna Puc	2016-19	493
22. Amy Pack	1999-01	487
23. Ana Valtierra	2002-07	477
24. Jill Lewis	1993-97	462
25. Cameasha Turner	2012-16	456
26. Jareica Hughes	2006-10	449
27. Charsa Palamore	1989-91	433
28. Lisa Watson	1987-89	427
29. Angie McGee	2002-05	420
30. Dragana Zoric	2001-03	417
31. Vernita Gant	1985-87	407
32. Jenzel Nash	2011-16	374
33. Cabora Mack	1992-96	370
34. Marcella Lopez	1982-86	366
35. Holly Russ	1990-92	362
36. Terri Pedregon	1991-95	359
37. Jordan Alexander	2017-19	358
38. DaTechia Sprecht	1995-99	354

## REBOUNDING AVERAGE (MIN. 400 RB)

PLAYER	YEARS	AVG
1. Amy Pack	1999-01	8.9
2. Kayla Thornton	2010-14	8.1
Gloria Brown	2010-12	8.1
Vernita Gant	1985-87	8.1
5. Charsa Palamore	1989-91	8.0
6. Dragana Zoric	2001-03	7.9
7. Kim Watts	1978-82	7.8
8. Tonieta Greene	1981-84	7.6
9. Tamara Seda	2015-18	7.5
Lisa Watson	1987-89	7.5

## OTHER MINERS WITH 6.6 RPG

11. Chrishauna Parker	2011-16	7.1
12. Be Stoney	1977-81	6.8
13. Timika Williams	2006-10	6.6
Monica Ramirez	1991-94	6.6

## ASSISTS

PLAYER	YEARS	AST
1. Jareica Hughes	2006-10	599
2. Kelli Willingham	2010-14	373
3. Terri Pedregon	1991-95	326
4. Ana Valtierra	2002-07	324
5. Shalana Taylor	2004-07	313
6. Lulu McKinney	2014-17	308
7. Chrishauna Parker	2011-16	291
8. Dietra Caldwell	2008-11	249
9. Norma Sierra	1988-92	248

## OTHER MINERS 150+AST

10. Jill Lewis	1993-94, 95-96	231
11. Kasia Krezel	2004-08	230
12. Christina Mata	1997-01	211
13. Briana Green	2008-12	206
14. Cameasha Turner	2012-16	196
15. Jenzel Nash	2011-16	194
16. Vaida Zagurskyte	2002-04	182
17. Michelle Montoya	1995-95	179
Sonya Howell	1988-90	178
19. Noni Wharemate	2002-04	177
20. Heather Estey	1985-87	173
Martha Contreras	1986-88	173
<b>22. Katarina Zec</b>	<b>2016-</b>	<b>170</b>
23. Lenore Dembs	1983-85	159
24. Stacie Telles	2013-15	158
25. Natasha Lacy	2007-08	156
26. Faith Cook	2016-18	153
27. Kayla Thornton	2010-14	152
Jonna Launiainen	2003-07	152

## ASSISTS AVERAGE (MIN. 125 ASSISTS)

PLAYER	YEARS	AVG
1. Jareica Hughes	2006-10	5.2
2. Natasha Lacy	2007-08	4.8
3. Shalana Taylor	2004-07	4.4
4. Starr Breedlove	2015-16	3.8
Vaida Zagurskyte	2002-04	3.8
6. Heather Estey	1985-97	3.7
7. Sonya Howell	1988-90	3.6
8. Martha Contreras	1986-88	3.5
9. Sharon Jackson	1982-84	3.4
10. Noni Wharemate	2002-04	3.3

## STEALS

PLAYER	YEARS	STL
1. Jareica Hughes	2006-10	277
2. Kayla Thornton	2010-14	217
3. Terri Pedregon	1991-95	210
4. Ana Valtierra	2002-07	175
5. Jenzel Nash	2011-16	174
6. Cameasha Turner	2012-16	162
7. Kasia Krezel	2004-08	158
8. Kristi Lattin	1995-99	156
9. Norma Sierra	1988-92	146
10. Jill Lewis	1993-94, 95-96	141

## OTHER MINERS 75+STL

11. Holly Russ	1990-92	134
12. Christina Mata	1997-01	133
13. Kelli Willingham	2010-14	131
14. Timika Williams	2006-10	129
15. Martha Contreras	1986-88	122
16. Sonya Howell	1988-90	120
Kiana Taylor	1993-96, 97-98	120
18. Chrishauna Parker	2011-16	116
19. Dietra Caldwell	2008-11	115
20. Lenore Dembs	1983-85	108
Natasha Lacy	2007-08	108
22. Starr Breedlove	2015-16	107
23. Chris Hall	1985-89	106
24. Lulu McKinney	2014-17	104
25. Shalana Taylor	2004-07	94
Charnette Phelps	2003-07	94
27. Charsa Palamore	1989-91	92
28. Sparkle Taylor	2013-17	89
Gloria Brown	2010-12	89
30. Angie McGee	2002-05	87
31. Briana Green	2008-12	80
32. Tyeeasha Tolliver	1993-95	77
33. Dragana Zoric	2001-03	76
Marcella Lopez	1982-86	76

## STEALS AVERAGE (MIN. 100 STEALS)

PLAYER	YEARS	AVG
1. Natasha Lacy	2007-08	3.4
2. Starr Breedlove	2015-16	3.1
3. Holly Russ	1990-92	2.5
4. Jareica Hughes	2006-10	2.4
Sonya Howell	1988-90	2.4
Martha Contreras	1986-88	2.4
7. Terri Pedregon	1991-95	1.9
Lenore Dembs	1983-85	1.9
9. Jill Lewis	1993-94, 95-96	1.8
10. Ana Valtierra	2002-07	1.5
Kristi Lattin	1995-99	1.5

## BLOCKED SHOTS

PLAYER	YEARS	BLK
1. Kim Watts	1978-82	264
2. Izabela Piekarska	2004-08	252
3. Kristine Vitola	2009-14	190
4. Gloria Brown	2010-12	162
5. Marta Dydek	2003-05	100
6. Tamara Seda	2015-18	89
7. Dee Caine	1981-85	68
8. Kayla Thornton	2010-14	67
9. Kiana Taylor	1993-96, 97-98	65
10. Timika Williams	2006-10	63

## OTHER MINERS 30+ BLK

11. Zuzanna Puc	2016-19	56
12. Donetta Yellets	1985-87	54
13. Daeshianna McCants	2014-15	40
14. Vernita Gant	1985-87	39
15. Fannie Goodwin	2009-09	38
16. Charnette Phelps	2003-07	35
17. Ana Valtierra	2002-07	34
18. Kristi Lattin	1995-99	33
19. Ax Bernard	2016-17	32
Claudia Porras	2006-08	32
Kanequa Chancellor	1994-98	32
Leslie Kilmer	1987-90	32

## BLOCKS AVERAGE (MIN. 50 BLOCKS)

PLAYER	YEARS	AVG
1. Gloria Brown	2010-12	2.6
2. Kim Watts	1978-82	2.5
3. Izabela Piekarska	2004-08	2.1
4. Marta Dydek	2003-05	1.7
5. Kristine Vitola	2009-14	1.4
6. Donetta Yellets	1985-87	1.2
7. Tamara Seda	2015-18	0.9
8. Dee Caine	1981-85	0.8
9. Daeshianna McCants	2014-16	0.7
10. Zuzanna Puc	2016-19	0.6
Kiana Taylor	1993-96, 97-98	0.6

## DOUBLE-DOUBLES

PLAYER	YEARS	DD
1. Kayla Thornton	2010-14	40
2. Tamara Seda	2015-18	26
3. Amy Pack	1999-01	22
4. Gloria Brown	2010-12	20
Kiana Taylor	1993-96, 97-98	20
6. Dragana Zoric	2001-03	18
7. Chrishauna Parker	2011-16	15
8. Kanequa Chancellor	1994-98	13
Monica Ramirez	1991-94	13
10. Lisa Watson	1987-89	12

## OTHER MINERS 10+DOUBLE-DOUBLES

11. Timika Williams	2006-10	11
Chris Hall	1985-89	11
13. Zuzanna Puc	2016-19	10
Charnette Phelps	2003-07	10
Charsa Palamore	1989-91	10
Vernita Gant	1985-87	10

Bold denotes active players



# 2019-20 BOX SCORES

**Official Basketball Box Score -- Game Totals -- Final Statistics**

**UCR vs UTEP**

11/9/19 7 p.m. at El Paso, Texas (Don Haskins Center)

**UCR 50 • 1-2**

#	Player	Total			3-Ptr			Rebounds			PF	TP	A	TO	Blk	Stl	Min
		FG-FGA	FG-FGA	FT-FTA	FG-FGA	FG-FGA	FT-FTA	Off	Def	Tot							
02	Marina Ewodo	f	2-9	1-5	2-2	5	2	7	4	7	2	6	3	2		36	
22	Skyler Lewis	f	3-7	0-0	0-0	1	4	5	4	6	0	5	1	0		29	
24	Daphne Gnago	f	5-6	0-0	4-7	4	7	11	1	14	1	2	0	1		30	
00	Ann Jernigan	g	2-4	0-2	1-2	1	3	4	5	5	1	3	0	2		17	
05	Lauryn Pointer	g	0-3	0-3	0-0	0	3	3	1	0	2	2	0	0		22	
10	Keilanel Cooper	g	2-4	0-1	6-8	0	0	0	4	10	1	3	0	0		15	
13	Georgia OhiaerI	g	0-0	0-0	0-0	0	0	0	0	0	0	0	0	1		5	
21	Andriana Kasapi	g	2-4	0-2	0-0	0	1	1	3	4	1	3	0	1		20	
32	Bryanna Brady	g	1-2	0-0	0-0	0	3	3	0	2	0	1	1	0		14	
43	Jalyn Clay	g	1-2	0-0	0-0	0	1	1	5	2	1	3	0	0		12	
	Team					0	5	5									
	Totals		18-41	1-13	13-19	11	29	40	27	50	9	28	5	7		200	

1st - FG %: 2-7 28.6% 2nd: 2-8 25.0% 3rd: 4-8 50.0% 4th: 10-18 55.6% Game: 18-41 43.9% Deadball Rebounds: 2  
 3FG %: 0-1 0.0% 0-2 0.0% 0-3 0.0% 1-7 14.3% 1-13 7.7%  
 FT %: 0-1 0.0% 6-10 60.0% 6-6 100.0% 1-2 50.0% 13-19 68.4%

**UTEP 63 • 1-0**

#	Player	Total			3-Ptr			Rebounds			PF	TP	A	TO	Blk	Stl	Min
		FG-FGA	FG-FGA	FT-FTA	FG-FGA	FG-FGA	FT-FTA	Off	Def	Tot							
33	Michelle Pruitt	f	2-7	0-0	4-8	6	4	10	0	8	0	1	0	1		27	
03	Katia Gallegos	g	3-12	1-7	2-3	0	4	4	2	9	5	0	0	2		34	
12	Ariona Gill	g	1-7	0-2	0-0	4	0	4	2	2	0	2	0	2		14	
13	Sabine Lipe	g	2-5	1-3	0-2	1	0	1	2	5	0	2	0	0		9	
44	Katarina Zec	g	5-8	4-4	4-5	2	3	5	3	18	2	3	0	1		31	
01	Arina Khlopkova	g	2-6	0-3	2-2	1	1	2	1	6	0	1	0	0		17	
02	Tia Bradshaw	g	0-1	0-0	0-0	0	0	0	2	0	0	2	0	0		7	
04	Neidy Ocuane	g	0-1	0-1	0-0	0	0	0	1	0	0	1	0	0		3	
10	Jade Rochelle	g	0-1	0-0	0-0	0	0	0	1	0	0	0	0	0		3	
15	Avery Crouse	g	2-9	0-1	2-2	1	1	2	2	6	3	1	0	1		29	
22	DeJaNae Roebuck	g	2-3	0-0	3-6	1	1	2	2	7	1	1	0	1		16	
31	Tatyana Modawar	g	0-0	0-0	2-2	0	0	0	3	2	1	1	0	0		10	
	Team					3	2	5									
	Totals		19-60	6-21	19-30	19	16	35	23	63	12	15	0	8		200	

1st - FG %: 6-16 37.5% 2nd: 5-12 41.7% 3rd: 4-15 26.7% 4th: 4-17 23.5% Game: 19-60 31.7% Deadball Rebounds: 4  
 3FG %: 2-6 33.3% 1-3 33.3% 2-7 28.6% 1-5 20.0% 6-21 28.6%  
 FT %: 0-2 0.0% 8-12 66.7% 3-7 42.9% 8-9 88.9% 19-30 63.3%

Officials: Bill Larence, Ryan Durham, Felicity Willis  
 Technical fouls: UCR-None. UTEP-None.  
 Attendance: 844

Score by periods	1st	2nd	3rd	4th	Total
UCR	4	10	14	22	50
UTEP	14	19	13	17	63

Last FG - UCRWBB 4th-00:10, UTEPW 4th-01:04.  
 Largest lead - UCRWBB None, UTEPW by 21 2nd-03:43.  
 UCRWBB led for 00:00. UTEPW led for 39:10. Game was tied for 00:50.

Score tied - 0 times.  
 Lead changed - 0 times.

**Official Basketball Box Score -- Game Totals -- Final Statistics**

**Alcorn State vs UTEP**

11/16/19 1 p.m. at El Paso, Texas (Don Haskins Center)

**Alcorn State 47 • 0-4**

#	Player	Total			3-Ptr			Rebounds			PF	TP	A	TO	Blk	Stl	Min
		FG-FGA	FG-FGA	FT-FTA	FG-FGA	FG-FGA	FT-FTA	Off	Def	Tot							
10	Bernard, Jamaysha	c	1-2	0-0	0-0	0	0	0	1	2	0	1	1	0		9	
00	Rascoe, LaRae	g	4-11	2-5	3-4	2	1	3	1	13	2	4	0	4		32	
15	Hall, Diamond	g	0-6	0-2	1-2	0	1	1	2	1	0	2	0	1		16	
30	Kirkland, Aysya	g	2-4	0-0	0-0	2	1	3	1	4	1	0	0	0		26	
32	Hargrove, Jada	g	2-6	0-1	5-6	1	1	2	3	9	1	4	0	1		22	
02	Walker, Charisma	g	2-7	0-0	0-0	0	2	2	4	4	1	3	0	1		15	
03	McCalphia, Nia	g	1-1	0-0	0-0	0	0	0	3	2	1	4	1	2		16	
13	Clark, Kirdis	g	1-5	0-1	2-3	1	5	6	2	4	0	3	0	0		19	
14	Obillo, Cayla	g	0-2	0-1	1-2	0	3	3	2	1	3	1	0	1		13	
21	Wheeler, Aja	g	3-4	0-0	0-0	0	0	0	3	6	1	3	0	4		14	
24	Maiwal, Nyenkeer	g	0-0	0-0	0-0	0	0	0	0	0	0	0	0	0		0	
42	Broughton, Bria	g	0-2	0-0	1-2	0	0	0	4	1	0	3	0	0		18	
	Team					3	3	6									
	Totals		16-50	2-10	13-19	9	17	26	26	47	10	28	2	14		200	

1st - FG %: 4-18 22.2% 2nd: 6-11 54.5% 3rd: 3-13 23.1% 4th: 3-8 37.5% Game: 16-50 32.0% Deadball Rebounds: 2  
 3FG %: 1-5 20.0% 1-2 50.0% 0-2 0.0% 0-1 0.0% 2-10 20.0%  
 FT %: 1-2 50.0% 1-3 33.3% 7-8 87.5% 4-6 66.7% 13-19 68.4%

**UTEP 92 • 3-0**

#	Player	Total			3-Ptr			Rebounds			PF	TP	A	TO	Blk	Stl	Min
		FG-FGA	FG-FGA	FT-FTA	FG-FGA	FG-FGA	FT-FTA	Off	Def	Tot							
33	Michelle Pruitt	f	6-7	0-0	1-2	1	3	4	1	13	2	0	0	1		18	
03	Katia Gallegos	g	0-2	0-2	4-4	0	1	1	0	4	3	1	0	1		15	
12	Ariona Gill	g	6-8	2-3	0-0	2	5	7	2	14	4	3	0	1		19	
15	Avery Crouse	g	3-5	3-4	1-2	1	1	2	0	10	1	2	0	1		15	
44	Katarina Zec	g	6-10	2-5	3-3	1	5	6	1	17	4	1	0	1		20	
01	Arina Khlopkova	g	1-4	0-3	0-0	0	0	0	2	2	1	2	0	2		20	
02	Tia Bradshaw	g	2-4	0-1	0-0	1	0	1	1	4	3	6	0	0		15	
04	Neidy Ocuane	g	0-1	0-1	0-0	0	0	0	0	0	0	2	0	1		8	
10	Jade Rochelle	g	1-3	0-1	0-0	1	2	3	2	2	0	2	0	1		14	
13	Sabine Lipe	g	2-5	1-2	0-2	1	4	5	2	5	2	1	3	1		14	
22	DeJaNae Roebuck	g	2-5	0-0	3-3	1	2	3	3	7	2	2	2	1		17	
25	Ariana Taylor	g	4-5	0-0	1-2	1	2	3	2	9	1	2	1	0		14	
31	Tatyana Modawar	g	1-3	1-1	2-2	1	1	2	3	5	0	1	0	1		11	
	Team					4	3	7									
	Totals		34-62	9-23	15-20	15	29	44	19	92	23	25	6	12		200	

1st - FG %: 11-16 68.8% 2nd: 7-15 46.7% 3rd: 9-16 56.3% 4th: 7-15 46.7% Game: 34-62 54.8% Deadball Rebounds: 1  
 3FG %: 4-6 66.7% 1-6 16.7% 2-6 33.3% 2-5 40.0% 9-23 39.1%  
 FT %: 2-2 100.0% 3-6 50.0% 6-7 85.7% 4-5 80.0% 15-20 75.0%

Officials: Brian Garland, Timothy Resch, Jaclyn Watson  
 Technical fouls: Alcorn State-None. UTEP-None.  
 Attendance: 573

Score by periods	1st	2nd	3rd	4th	Total
Alcorn State	10	14	13	10	47
UTEP	28	18	26	20	92

Last FG - ALCN 4th-01:53, UTEPW 4th-02:25.  
 Largest lead - ALCN None, UTEPW by 48 4th-05:44.  
 ALCN led for 00:00. UTEPW led for 38:56. Game was tied for 01:04.

Score tied - 0 times.  
 Lead changed - 0 times.

**Official Basketball Box Score -- Game Totals -- Final Statistics**






**UTEP vs New Mexico St.**

11/13/19 6:00 pm at

**UTEP 63 • 2-0, 0-0 C-USA**

#	Player	Total			3-Ptr			Rebounds			PF	TP	A	TO	Blk	Stl	Min
		FG-FGA	FG-FGA	FT-FTA	FG-FGA	FG-FGA	FT-FTA	Off	Def	Tot							
12	Ariona Gill	f	3-6	0-1	1-2	2	6	8	4	7	1	2	0	0		25	
33	Michelle Pruitt	f	7-13	0-0	0-1	3	1	4	0	14	1	0	0	0		22	
03	Katia Gallegos	g	3-9	0-2	7-10	3	2	5	1	13	1	3	0	2		28	
15	Avery Crouse	g	0-1	0-1	0-0	0	5	5	2	0	1	0	0	0		24	
44	Katarina Zec	g	6-11	3-5	2-2	0	7	7	2	17	2	0	0	0		40	
01	Arina Khlopkova	g	0-2	0-1	0-0	0	1	1	0	0	0	1	0	0		9	
02	Tia Bradshaw	g	0-2	0-0	0-0	0	1	1	0	0	0	2	1	0		12	
10	Jade Rochelle	g	0-0	0-0	1-2	0	0	0	0	1	0	0	0	0		3	
13	Sabine Lipe																

# GAME 4: UTEP vs NEW MEXICO

00		<b>JORDAN JENKINS</b> • Jr.-2L • G • 5-5 • Tennessee Colony, Texas (Buffalo HS)	<b>PTS</b> 0.0	<b>RBS</b> 0.0	<b>ASTS</b> 0.0	<b>STLS</b> 0.0	<b>FG%</b> 00	<b>3FG%</b> 67	<b>FT%</b> 00	<b>MPG</b> 00.0	<ul style="list-style-type: none"> <li>• Will redshirt the 2019-20 season while recovering from a knee injury</li> <li>• Played in 47 career games, including 22 starts, pitching in 2.4 ppg and 1.8 apg</li> <li>• Piled up more than 1,800 career points and was TABC All State and All Region at Buffalo HS</li> <li>• 2018 C-USA Commissioner's Honor Roll</li> <li>• Kinesiology major</li> </ul>
1		<b>ARINA KHLOPKOVA</b> • Fr.-HS • G/F • 6-0 • Moscow, Russia (Christian Academy of Louisville)	<b>PTS</b> 2.7	<b>RBS</b> 1.0	<b>ASTS</b> 0.3	<b>STLS</b> 0.7	<b>FG%</b> 25	<b>3FG%</b> 00	<b>FT%</b> 100	<b>MPG</b> 15.3	<ul style="list-style-type: none"> <li>• Contributed 14.3 ppg, 6.5 rpg, 2.3 apg, 2.0 bpg and 1.3 spg as a senior</li> <li>• Helped the Christian Academy of Louisville win the inaugural Kentucky 2A Championships</li> <li>• All-Tournament selection and also a first-team All-Region honoree</li> <li>• Aided Teays Valley Christian to a 16-10 mark in 2017-18</li> <li>• International business major</li> </ul>
2		<b>TIA BRADSHAW</b> • Jr.-TR • G • 5-9 • Dodge City, Kan. (Hutchinson CC)	<b>PTS</b> 1.3	<b>RBS</b> 0.7	<b>ASTS</b> 1.7	<b>STLS</b> 0.7	<b>FG%</b> 29	<b>3FG%</b> 00	<b>FT%</b> 00	<b>MPG</b> 11.3	<ul style="list-style-type: none"> <li>• Two-year starter and floor leader for Hutchinson Junior College</li> <li>• Team was 60-11 in the timeframe and competed in NJCAA National Tournament both years</li> <li>• #55 JUCO player and #12 guard according to the Dan Olson Collegiate Girls Basketball Report</li> <li>• 6.9 ppg and 2.7 apg while starting 30 of 37 games as a sophomore</li> <li>• Kinesiology major</li> </ul>
3		<b>KATIA GALLEGOS</b> • Fr.-HS • G • 5-7 • El Paso, Texas (Franklin HS)	<b>PTS</b> 8.7	<b>RBS</b> 3.3	<b>ASTS</b> 3.0	<b>STLS</b> 1.7	<b>FG%</b> 26	<b>3FG%</b> 9	<b>FT%</b> 77	<b>MPG</b> 25.7	<ul style="list-style-type: none"> <li>• All-Region, All-State and All-District selection while starring for Franklin HS in El Paso</li> <li>• Put up 21.1 ppg, 6.4 rpg, 4.1 apg and 3.1 spg in her final season</li> <li>• Chosen Texas Girls Coaches Association All-State as a junior and senior</li> <li>• Played for U18 Mexican National Team, competing in FIBA events</li> <li>• Civil engineering major</li> </ul>
4		<b>NEIDY OCUANE</b> • Sr.-1L • PG • 5-5 • Maputo, Mozambique (Seward County CC)	<b>PTS</b> 0.0	<b>RBS</b> 0.0	<b>ASTS</b> 0.0	<b>STLS</b> 0.0	<b>FG%</b> 00	<b>3FG%</b> 00	<b>FT%</b> 00	<b>MPG</b> 5.5	<ul style="list-style-type: none"> <li>• Played in all 31 games, including 17 starts, in first active season with UTEP in 2018-19</li> <li>• Helped Seward County CC go a combined 57-10 in two years before transferring to UTEP</li> <li>• Played for Mozambique at the 2014 Afrobasket U18 Women's Championships</li> <li>• Two-time (2018 and 2018) member of C-USA Commissioner's Honor Roll</li> <li>• Biochemistry major</li> </ul>
10		<b>JADE ROCHELLE</b> • Sr.-1L • G/F • 5-11 • Grandview, Texas (Blinn College)	<b>PTS</b> 1.0	<b>RBS</b> 1.0	<b>ASTS</b> 0.0	<b>STLS</b> 0.3	<b>FG%</b> 25	<b>3FG%</b> 00	<b>FT%</b> 50	<b>MPG</b> 6.7	<ul style="list-style-type: none"> <li>• Played in 30 games off the bench in 2018-19</li> <li>• Ranked second on the team in offensive rebounds and third in rebounding</li> <li>• Two-year starter at Blinn College, averaging a double-double (10.9 ppg, 10.3 rpg) in '17-18</li> <li>• Competed in basketball, track and volleyball at Grandview HS</li> <li>• Business administration major</li> </ul>
12		<b>ARIONA GILL</b> • Sr.-1L • G/F • 6-0 • Las Vegas, Nev. (San Jacinto College)	<b>PTS</b> 7.7	<b>RBS</b> 6.3	<b>ASTS</b> 1.7	<b>STLS</b> 1.0	<b>FG%</b> 48	<b>3FG%</b> 33	<b>FT%</b> 50	<b>MPG</b> 19.3	<ul style="list-style-type: none"> <li>• Started the first 12 games of 2018-19, contributing 11.2 ppg, and 4.9 rpg in 29.0 mpg</li> <li>• Missed eight games with injury and came off the bench her final 11 appearances</li> <li>• Sat out 2017-18 as a redshirt after transferring from San Jacinto College</li> <li>• Helped the team go 24-9 and make first appearance at NJCAA DI National Championships</li> <li>• Communications major</li> </ul>
13		<b>SABINE LIPE</b> • So.-1L • G • 5-9 • Liepaja, Latvia (Liepajas 15 Vidusskola)	<b>PTS</b> 3.3	<b>RBS</b> 2.0	<b>ASTS</b> 1.0	<b>STLS</b> 0.3	<b>FG%</b> 33	<b>3FG%</b> 33	<b>FT%</b> 00	<b>MPG</b> 11.0	<ul style="list-style-type: none"> <li>• Played in 13 games as a freshman, including making four starts, before suffering an injury</li> <li>• Sported the best assist-to-turnover ratio (1.7) on the team</li> <li>• Chipped in 3.2 ppg and 2.3 rpg in 13.8 mpg before sustaining an injury at Rice (1/12/19)</li> <li>• Wide-ranging experience in playing for Latvia at numerous FIBA Championships</li> <li>• Civil engineering major</li> </ul>
15		<b>AVERY CROUSE</b> • Fr.-HS • G • 6-0 • Sachse, Texas (Sachse HS)	<b>PTS</b> 5.3	<b>RBS</b> 3.0	<b>ASTS</b> 1.7	<b>STLS</b> 0.5	<b>FG%</b> 33	<b>3FG%</b> 50	<b>FT%</b> 75	<b>MPG</b> 22.7	<ul style="list-style-type: none"> <li>• Four-year letter winner and three-time district champion with Sachse HS</li> <li>• Averaged 13.8 ppg and helped lead team into the region quarterfinals her senior campaign</li> <li>• Garnered All-State and first-team All-District accolades as both a junior and senior</li> <li>• Also found a spot on the TABC Girls All-Region 6A squad</li> <li>• Biochemistry major</li> </ul>
22		<b>DEJANAЕ ROEBUCK</b> • Jr.-TR • F • 6-0 • Olathe, Kan. (Hutchinson CC)	<b>PTS</b> 5.3	<b>RBS</b> 2.0	<b>ASTS</b> 1.0	<b>STLS</b> 0.7	<b>FG%</b> 50	<b>3FG%</b> 00	<b>FT%</b> 67	<b>MPG</b> 12.0	<ul style="list-style-type: none"> <li>• Two-year standout for Hutchinson Junior College, helping team to 60-11 combined record</li> <li>• Piled up 998 points (sixth at school) and grabbed 582 boards (third at school)</li> <li>• Top-100 JUCO player and #10 small forward by Dan Olson Collegiate Girls Basketball Report</li> <li>• Third-team All-American and first-team All-Region after helping team go 33-4 in 2018-19</li> <li>• Criminal justice major</li> </ul>
25		<b>ARIANA TAYLOR</b> • So.-1L • F • 6-0 • Houston, Texas (Houston Wheatley HS)	<b>PTS</b> 9.0	<b>RBS</b> 4.0	<b>ASTS</b> 1.0	<b>STLS</b> 0.5	<b>FG%</b> 50	<b>3FG%</b> 00	<b>FT%</b> 57	<b>MPG</b> 16.5	<ul style="list-style-type: none"> <li>• Came off the bench first 14 games before starting 16 of final 17 as a freshman in 2018-19</li> <li>• Chipped in 4.5 points per game and 2.0 rebounds per game during nonconference play</li> <li>• Contributed 7.0 ppg and 2.9 rpg in C-USA action</li> <li>• All-Region and All-District performer for Houston Wheatley HS</li> <li>• Communications major</li> </ul>
31		<b>TATYANA MODAWAR</b> • Fr.-HS • F • 6-3 • Concord, Calif. (Carondelet HS)	<b>PTS</b> 2.3	<b>RBS</b> 0.7	<b>ASTS</b> 0.3	<b>STLS</b> 0.3	<b>FG%</b> 20	<b>3FG%</b> 100	<b>FT%</b> 100	<b>MPG</b> 8.7	<ul style="list-style-type: none"> <li>• Tallest player on the squad at 6-3</li> <li>• Helped Carondelet HS go 26-5 and claim fourth straight North Coast Section (NCS) title</li> <li>• Was an honorable-mention All-Metro selection</li> <li>• Nearly averaged a double-double (14 ppg, 8 rpg) while adding 2.5 assists per game</li> <li>• Criminal justice major</li> </ul>
33		<b>MICHELLE PRUITT</b> • Jr.-TR • F • 5-11 • Chicago, Ill. (Miami Dade College)	<b>PTS</b> 11.7	<b>RBS</b> 6.0	<b>ASTS</b> 1.0	<b>STLS</b> 0.7	<b>FG%</b> 56	<b>3FG%</b> 00	<b>FT%</b> 46	<b>MPG</b> 22.3	<ul style="list-style-type: none"> <li>• Honorable-mention WBCA All-American and first-team All-Region with Miami Dade in '18-19</li> <li>• Averaged a double-double (16.4 ppg and 10.4 rpg)</li> <li>• ASUN All-Freshman team in 2017-18 with Stetson University</li> <li>• Put up 7.7 ppg and grabbed 5.0 rpg while leading the conference in shooting percentage (.544)</li> <li>• Business administration major</li> </ul>
44		<b>KATARINA ZEC</b> • Jr.-3L • G/F • 5-11 • Belgrade, Serbia (Sportska gimnazija)	<b>PTS</b> 17.3	<b>RBS</b> 6.0	<b>ASTS</b> 2.7	<b>STLS</b> 0.7	<b>FG%</b> 59	<b>3FG%</b> 64	<b>FT%</b> 90	<b>MPG</b> 30.3	<ul style="list-style-type: none"> <li>• Ranked second on the squad in scoring (10.1 ppg) and minutes per game (30.0) in 2018-19</li> <li>• Reached double figures in scoring in 17 contests, including the final 12 games on the year</li> <li>• Extensive playing experience at international tournaments with Serbia</li> <li>• Three-time C-USA Commissioner's Academic Medalist &amp; Honor Roll Member</li> <li>• Biochemistry major</li> </ul>



# 2019-20 UTEP SEASON STATS

## 2019-20 UTEP Women's Basketball UTEP Combined Team Statistics (as of Nov 16, 2019) All games

RECORD:	OVERALL	HOME	AWAY	NEUTRAL
ALL GAMES	3-0	2-0	1-0	0-0
CONFERENCE	0-0	0-0	0-0	0-0
NON-CONFERENCE	3-0	2-0	1-0	0-0

#	Player	gp-gs	min	avg	Total			3-Point		F-Throw		Rebounds				a	to	blk	stl	pts	avg									
					fg-fga	fg%	3fg-fga	3fg%	ft-fa	ft%	off	def	tot	avg	pf							dq								
44	Katarina Zec	3-3	91	30.3	17-29	.586	9-14	.643	9-10	.900	3	15	18	6.0	6	0	8	4	0	2	52	17.3								
33	Michelle Pruitt	3-3	67	22.3	15-27	.556	0-0	.000	5-11	.455	10	8	18	6.0	1	0	3	1	0	2	35	11.7								
25	Ariana Taylor	2-0	33	16.5	7-14	.500	0-1	.000	4-7	.571	3	5	8	4.0	5	0	2	3	1	1	18	9.0								
03	Katia Gallegos	3-3	77	25.7	6-23	.261	1-11	.091	13-17	.765	3	7	10	3.3	3	0	9	4	0	5	26	8.7								
12	Ariona Gill	3-3	58	19.3	10-21	.476	2-6	.333	1-2	.500	8	11	19	6.3	10	0	5	7	0	3	23	7.7								
22	DeJaNae Roebuck	3-0	36	12.0	5-10	.500	0-0	.000	6-9	.667	3	3	6	2.0	5	0	3	4	2	2	16	5.3								
15	Avery Crouse	3-2	68	22.7	5-15	.333	3-6	.500	3-4	.750	2	7	9	3.0	4	0	5	3	0	2	16	5.3								
13	Sabine Lipe	3-1	33	11.0	4-12	.333	2-6	.333	0-4	.000	2	4	6	2.0	5	0	3	5	3	1	10	3.3								
01	Arina Khlopkova	3-0	46	15.3	3-12	.250	0-7	.000	2-2	1.000	1	2	3	1.0	3	0	1	4	0	2	8	2.7								
31	Tatyana Modawar	3-0	26	8.7	1-5	.200	1-1	1.000	4-4	1.000	1	1	2	0.7	6	0	1	2	0	1	7	2.3								
02	Tia Bradshaw	3-0	34	11.3	2-7	.286	0-1	.000	0-0	.000	1	1	2	0.7	3	0	5	9	0	2	4	1.3								
10	Jade Rochelle	3-0	20	6.7	1-4	.250	0-1	.000	1-2	.500	1	2	3	1.0	3	0	0	2	0	1	3	1.0								
04	Neidy Ocuane	2-0	11	5.5	0-2	.000	0-2	.000	0-0	.000	0	0	0	0.0	1	0	0	3	0	1	0	0.0								
Team											7	13	20												1					
Total.....		3	600		76-181	.420	18-56	.321	48-72	.667	45	79	124	41.3	55	0	45	52	6	25	218	72.7								
Opponents.....		3	600		54-152	.355	7-43	.163	39-55	.709	29	76	105	35.0	71	-	29	67	9	30	154	51.3								

TEAM STATISTICS	UTEPW	OPP	Date	Opponent	Score	Att.
SCORING	218	154	11/9/19	UCR	w 63-50	844
Points per game	72.7	51.3	11/13/19	at New Mexico St.	w 63-57	976
Scoring margin	+21.3	-	11/16/19	ALCORN STATE	w 92-47	573
FIELD GOALS-ATT	76-181	54-152	* - Conference game			
Field goal pct	.420	.355				
3 POINT FG-ATT	18-56	7-43				
3-point FG pct	.321	.163				
3-pt FG made per game	6.0	2.3				
FREE THROWS-ATT	48-72	39-55				
Free throw pct	.667	.709				
F-Throws made per game	16.0	13.0				
REBOUNDS	124	105				
Rebounds per game	41.3	35.0				
Rebounding margin	+6.3	-				
ASSISTS	45	29				
Assists per game	15.0	9.7				
TURNOVERS	52	67				
Turnovers per game	17.3	22.3				
Turnover margin	+5.0	-				
Assist/turnover ratio	0.9	0.4				
STEALS	25	30				
Steals per game	8.3	10.0				
BLOCKS	6	9				
Blocks per game	2.0	3.0				
ATTENDANCE	1417	976				
Home games-Avg/Game	2-708	1-976				
Neutral site-Avg/Game	-	0-0				

Score by Periods	1st	2nd	3rd	4th	Totals
UTEP	58	54	53	53	218
Opponents	31	39	41	43	154

