



# UTEP WOMEN'S BASKETBALL

UTEP vs. Alcorn State | 1 p.m. MT | Sat., Nov. 16 | Don Haskins Center | El Paso, Texas

## 2019-20 SCHEDULE

DATE	OPPONENT	TIME/RESULT
Oct. 26	ENMU&	W, 84-64
Nov. 2	St. Mary's (TX)&	W, 59-47
Nov. 9	UC Riverside	W, 63-50
Nov. 13	at NM State	W, 63-57
Nov. 16	Alcorn State	1 p.m.
Nov. 19	New Mexico	11 a.m.
Nov. 23	NM State	7 p.m.
Nov. 29	Western Michigan*	3:30 p.m.
Nov. 30	Georgia States	7:30 p.m.
Dec. 5	Weber State	7 p.m.
Dec. 7	Arizona (ESPN+)	1 p.m.
Dec. 19	at SMU	6 p.m.
Dec. 29	Tulsa	1 p.m.
Jan. 2	FIU*	7 p.m.
Jan. 4	Florida Atlantic*	1 p.m.
Jan. 9	at Southern Miss*	5 p.m.
Jan. 11	at LA Tech*	1 p.m.
Jan. 18	UTSA*	1 p.m.
Jan. 23	Rice*	7 p.m.
Jan. 25	North Texas*	1 p.m.
Jan. 30	at Middle Tennessee*	5:30 p.m.
Feb. 1	at UAB*	TBA
Feb. 6	Charlotte* (ESPN+)	7 p.m.
Feb. 8	ODU*	1 p.m.
Feb. 13	at WKU*	TBA
Feb. 15	at Marshall*	11 a.m.
Feb. 20	at UTSA*	TBA
Feb. 22	TBD*	TBA
Feb. 26	TBD*	TBA
Feb. 29	TBD*	TBA
March 5	TBD*	TBA
March 7	TBD*	TBA
March 11-14	C-USA Championship^	TBA

**Bold denotes home game**

& Exhibition Game

§ Eighth-Annual UTEP Thanksgiving Classic (El Paso, Texas)

\* Conference USA Game

^ Conference USA Championships (Frisco, Texas)

All Times Mountain

## THE SERIES

**Overall:** UTEP leads, 4-1

**In El Paso:** UTEP leads, 4-0

**Streak:** UTEP, won four

**Last Meeting:** at UTEP 77, Alcorn State 51  
Nov., 10, 2018

## ATHLETICS COMMUNICATIONS

ASSOCIATE MEDIA RELATIONS DIRECTOR  
(WOMEN'S BASKETBALL SID)

Mark Brunner  
mbrunner@utep.edu  
915-472-6038 (c)  
915-747-5722 (o)

OFFICIAL WEBSITE: UTEPMINERS.COM

## GAME 3 vs ALCORN STATE



### UTEP MINERS (2-0, 0-0 C-USA)

**Head Coach:** Kevin Baker (Stephen F. Austin, 1994)

**Record at UTEP:** 28-36 (Third season)

**Overall Record:** 372-167 (18th season)

**College Record:** 150-66 (Eighth season)

**Home:** 1-0 | **Road:** 1-0 | **Neutral:** 0-0

VS



### ALCORN STATE LADY BRAVES (0-3, 0-0 SWAC)

**Head Coach:** Courtney G. Pruitt

**Record at Alcorn State:** 36-88 (Fifth season)

**Career Record:** 36-88 (Fifth season)

**Home:** 0-0 | **Road:** 0-3 | **Neutral:** 0-0

## THE OPENING TIP

The UTEP women's basketball team (2-0) will look to stay perfect on the young season when it plays host to Alcorn State (0-3) at 1 p.m. MT Saturday at the Don Haskins Center. Tickets are \$5 for adults and \$3 for kids, and may be bought by calling (915) 747-5234. The game will be streamed on CUSA.TV (subscription based) and listened to via the streaming network for 600 ESPN El Paso. The Miners are 2-0 on the year, including a 63-57 victory at I-10 rival NM State last time out on Nov. 13. Alcorn State is wrapping up a season-opening four-game roadswing. The Lady Braves dropped their first two contests by a combined 11 points before falling at C-USA member North Texas, 67-31, on Nov. 11.

## TALKING 2-0 STARTS

UTEP is off to a 2-0 start for the third time in as many seasons under head coach **Kevin Baker**. The Miners have scored 63 points in both of their victories while keeping each of the opponents to 57 points or less. A victory against Alcorn State would secure the Miners' second start of at least 3-0 in the past three years. They won their first four contests in 2017-18, Baker's first season on the sidelines.

## GAME FORMAT

NCAA women's basketball games are played in four 10-minute quarters. Teams reach the bonus and shoot two free throws on the fifth team foul in each quarter. In the four-quarter format, team fouls reset to zero at the start of each frame. Teams have four timeouts (three 30s, one 60), three of which carry over to the second half. They will be able to advance the ball to the frontcourt after a timeout with less than 59.9 seconds in 4Q. There are seven media timeouts (four under five minutes in quarter/first called), two intermission media timeouts (after first and third quarters) and the first team-called timeout during the second half. Bands or amplified music may play during any dead ball.

## UTEP'S LAST STARTING LINE-UP



**3 KATIA GALLEGOS**  
FR / G  
5-7

11.0 PPG  
4.5 RPG  
3.0 APG  
28.6 FG%  
69.2 FT%



**12 ARIONA GILL**  
R-SR / G/F  
6-0

4.5 PPG  
6.0 RPG  
0.5 APG  
30.8 FG%  
50.0 FT%




**15 AVERY CROUSE**  
FR / G  
6-0

3.0 PPG  
3.5 RPG  
2.0 APG  
20.0 FG%  
100.0 FT%



**33 MICHELLE PRUITT**  
JR / F  
5-11

11.0 PPG  
7.0 RPG  
0.5 APG  
45.0 FG%  
44.4 FT%



**44 KATARINA ZEC**  
SR / G  
5-11

17.5 PPG  
6.0 RPG  
2.0 APG  
57.9 FG%  
85.7 FT%

MISCELLANEOUS

INTERVIEWS & PRACTICE COVERAGE

Practices are open to the media. Please contact Mark Brunner with all interview requests for coaches and players.

UTEP QUICK FACTS

UNIVERSITY INFORMATION

Location.....El Paso, Texas  
 Founded.....1914  
 Enrollment.....25,151  
 Nickname.....Miners  
 Colors.....Dark Blue, Orange, Silver Accent  
 Conference.....Conference USA  
 Arena.....Don Haskins Center (11,892)  
 President.....Dr. Heather Wilson  
 Director of Athletics.....Jim Senter

BASKETBALL INFORMATION

Head Coach.....Kevin Baker (Stephen F. Austin '94)  
 .....UTEP Record: 28-36 (Third Season)  
 .....Career Record: 372-167 (18th Season)  
 .....College Record: 150-66 (Eighth Season)  
 Associate Head Coach.....Todd Buchanan  
 Assistant Head Coach.....Anthony Anderson  
 Assistant Coach.....Heather Kerner  
 Director of Basketball Operations.....Lexi Murphy  
 Graduate Assistant.....Christina Robinson  
 Graduate Assistant.....Harper Sheets  
 Administrative Assistant.....Catherine Carpenter  
 Letter Winners Returning/Lost.....7/3  
 Starters Returning/Lost.....3/2  
 Newcomers.....7  
 2018-19 Overall Record:.....9-22  
 2018-19 Conference USA Record...5-11 (11 out of 14)  
 2019 Postseason.....C-USA Quarterfinals

HISTORY

First Year of Program.....1974-75  
 Overall Record.....575-684 (46th season)  
     Home Record:.....365-230  
     Away Record:.....148-372  
     Neutral Site Record.....62-82  
 NCAA Appearances.....2 (2008, 2012, 2-1 record)  
 WNIT Appearances.....2 (2014, 2016, 8-2 record)  
 Conference Championships....4 (2008, 2012\*, 2016)

\*denotes tournament champion

GET TO KNOW ALCORN STATE (0-3 OVERALL; 0-0 HOME; 0-3 ROAD)

Alcorn State is 0-3 on the year, with all three of the losses coming on the road. The Lady Braves dropped their first two contests by a combined 11 points before C-USA member North Texas blasted them, 61-37, last time out on Nov. 11. Alcorn State finished 4-26 a year ago, including 3-15 in SWAC action. They returned four starters and nine letter winners overall from that squad, while also adding a quartet of newcomers. Jada Hargrove (11.3 ppg) is the top scorer for the team, with three other players producing at least 6.5 ppg. Aysha Kirkland (5.3 rpg) paces the unit in rebounding. Turnovers (24.0 tpg) have been an issue, in addition to rebounding (-13.3 margin). They have tried to compensate by turning up the heat defensively, which has resulted in foes making 26.7 turnovers per contest (second SWAC/16th NCAA). Five different players are recording at least one steal per game. Alcorn State University is a public land grant university located in Lorman, Miss. It was founded in 1871 as the nation's first state supported higher education institution for African American students. Notable alumni include the late actor Michael Clarke Duncan, who gained notoriety for his leading role in the movie The Green Mile and the late famed author Alex Haley, who penned the novel Roots (later turned into the nation-sweeping TV miniseries).

HE SAID IT (COACH BAKER ON ALCORN STATE)

"Alcorn State is a much improved team from last season. They play a very scrappy, hard-nosed, and scrambling style of defense that has given teams problems this season. They will play extremely hard for 40 minutes, and it will be up to us to take care of the ball and match their defensive energy. This will be a good match up between two very different styles of play."

THE SERIES (UTEP LEADS, 4-1 OVERALL; UTEP LEADS, 4-0 IN EL PASO)

UTEP is squaring off with Alcorn State for the second straight year in El Paso. The Miners lead the all-time series, 4-1. The Lady Braves won the first meeting between the programs, 68-47, in a neutral-site contest on Dec. 18, 1999. UTEP has won the past four meetings, including a 77-51 vanquishing last year (11/10/18). Those four victories have all been in El Paso.

LAST MEETING WITH ALCORN STATE: (AT UTEP 77, ALCORN STATE 51, 11/10/18)

Zuzanna Puc poured in 18 points to pace a quartet of players in double figures as the UTEP women's basketball team cruised to a 77-51 season-opening win vs. Alcorn State on Nov. 10, 2018. Ariona Gill (15 points), Jordan Jenkins (career-high 11 points, six assists) and Katarina Zec (11 points, personal-best tying nine rebounds) also got after it for the Miners. UTEP connected on 52.6 percent (30-57) from the floor, tied for the sixth-best rebounding margin (+27, 48-21) in program history and racked up 23 assists on 30 made field goals. They held ASU to 30.2 percent (16-53) shooting and forced 20 turnovers. Conchi Satorre pitched in five points and a trio of boards in 10 minutes of action to lead the reserves in scoring. The Lady Braves scored the first two points of the contest on a jumper, but UTEP punched back with a 12-0 surge over the next five minutes. The home side never trailed again.

GOING BACK IN TIME (UTEP 63, AT NM STATE 57, 11/13/19)

Senior Katarina Zec scored 17 points, including a go-ahead three pointer with two minutes to play in the game, to help lift UTEP to a 63-57 win at I-10 rival NM State on Nov. 9. The effort secured the Miners' third straight 2-0 start under head coach Kevin Baker. Furthermore, they picked up their first road win against the Aggies since 2015-16. Junior transfer Michelle Pruitt (14 points) and freshman Katia Gallegos (13 points) joined Zec in double figures for scoring, while senior Ariona Gill pitched in seven points to go along with a team-best eight rebounds. Ariana Taylor came off the bench to score nine points, in addition to setting up Zec's clutch trey. It was a back-and-forth game with 12 ties and 19 lead changes, with the final change coming down the stretch. NM State led by two (57-55) with 3:24 to play, but UTEP closed the game on a 6-0 push to stay perfect on the young season. Zec provided the go-ahead score with a knockdown triple off a cross-court pass by Taylor.

SHARP SHOOTER

Katarina Zec has come out dialed in from 3-point range in 2019-20. She has drilled 7-9 (77.8 percent-first C-USA/13th NCAA) of her 3-point attempts, including going 4-4 against UCR (11/9). That effort marked the seventh game in program history that a Miner didn't miss (min. four attempts) on a 3-point toss. Her 3.5 triples per game is second in C-USA and 43rd in the nation.

THREE-HEADED ATTACK

Katarina Zec (17.5 ppg-fourth C-USA/147th NCAA), Katia Gallegos (11.0 ppg) and Michelle Pruitt (11.0 ppg) are all putting up double figures in scoring through two games. After Ariana Taylor (9.0 ppg), no other Miner is pitching in more than 5.0 ppg.



TEAM COMPARISON

UTEP	CATEGORY	ALST
2-0	Record	0-3
<b>63.0 (8/228)</b>	Scoring Offense	48.0 (9/332)
<b>53.5 (5/64)</b>	Scoring Defense	63.7 (3/170)
<b>+9.5 (8/134)</b>	Scoring Margin	-15.7 (6/297)
<b>353 (12/271)</b>	Field Goal Pct.	.287 (9/327)
<b>373 (8/144)</b>	Field Goal Pct. Defense	.393 (3/195)
.273 (8/219)	3-Pt. Field Goal Pct.	.273 (5/219)
<b>152 (2/11)</b>	3-Pt. Field Goal Pct. Defense	.268 (3/117)
<b>635 (9/217)</b>	Free Throw Pct.	.571 (7/288)
<b>4.5 (8/249)</b>	3-Pt. Field Goal/Game	4.0 (6/275)
<b>40.0 (9/166)</b>	Rebound Avg.	37.7 (6/222)
<b>+0.5 (11/186)</b>	Rebound Margin	-13.3 (8/323)
<b>11.0 (9/239)</b>	Assists Avg.	8.0 (8/312)
<b>13.5 (2/67)</b>	Turnovers Avg.	24.0 (10/332)
19.5 (10/113)	Turnovers Forced Avg.	<b>26.7 (2/16)</b>
6.5 (11/257)	Steals Avg.	<b>12.3 (3/46)</b>
0.0 (NA/NA)	Blocks Avg.	<b>2.0 (7/243)</b>

(League/National Rankings)

**Bold denotes statistical advantage**

(Through all games played on Nov. 13, 2019)

2019-20 C-USA STANDINGS

	CONFERENCE	OVERALL
Charlotte	0-0	2-0
LA Tech	0-0	2-0
<b>UTEP</b>	<b>0-0</b>	<b>2-0</b>
UTSA	0-0	2-0
Old Dominion	0-0	1-0
Marshall	0-0	2-1
Rice	0-0	2-1
Southern Miss	0-0	2-1
WKU	0-0	2-1
FIU	0-0	1-1
Middle Tennessee	0-0	1-1
North Texas	0-0	1-1
UAB	0-0	1-1
Florida Atlantic	0-0	0-1

UTEP IN THE RANKINGS

TEAM	CATEGORY	STAT	C-USA	NCAA
	3-point FG% defense	15.2	2	11
	Scoring defense	53.5	5	64
	Turnover margin	6.0	3	67
	Fewest total turnovers	27	3	71
	Free throw attempts	52	4	95

INDIVIDUAL

NAME	CATEGORY	STAT	C-USA	NCAA
Katarina Zec	3FG%	77.8	1	13
Katarina Zec	3 pt/game	3.5	2	43
Katarina Zec	3-pointers	7	4	86
Katarina Zec	FG%	57.9	7	111
Katarina Zec	Minutes/game	35.5	3	115
Katarina Zec	FT%	85.7	6	137
Katarina Zec	Points/game	17.5	4	147
Katia Gallegos	.Ast/TO ratio	2.0	4	170

TAKING CARE OF THE BALL

UTEP has done well with ball security thus far, committing 15 turnovers or fewer in both games of the year. It marks the first time since the 2006-07 campaign that the Miners made 15 turnovers or less in consecutive contests to open a season. Freshman **Katia Gallegos** (2.0 assist-to-turnover ratio-fourth C-USA/170th NCAA) has played her part in the area.

GETTING TO THE LINE

UTEP has done a good job of getting to the free-throw line. The Miners have taken 52 free throws (fourth C-USA/92nd NCAA), while the opposition has made 36 attempts from the charity stripe.

GETTING TO KNOW THE 2019-20 MINERS

The Miners returned three starters and seven letter winners from a year ago, including senior guard/forward **Katarina Zec** (10.1 ppg/4.4 rpg/1.9 apg), senior guard/forward **Ariona Gill** (8.7 ppg/4.4 rpg), sophomore forward **Ariana Taylor** (5.9 ppg), senior guard/forward **Jade Rochelle** (4.0 ppg/4.7 rpg), senior guard **Neidy Ocuane** (4.0 ppg/1.8 apg) and sophomore guard **Sabine Lipe** (3.2 ppg and 2.3 rpg). UTEP brought in seven newcomers (junior college transfers **Tia Bradshaw**, **Michelle Pruitt** and **DejaNae Roebuck**, and freshmen **Avery Crouse**, **Katia Gallegos**, **Arina Khlopkova** and **Tatyana Modawar**) to bolster the unit. The group features three top-100 JUCO players, including two All-Americans, and four high school standouts that produced a combined record of 105-27 at their respective schools. The squad is under the direction of third-year head coach **Kevin Baker**, who is assisted by **Todd Buchanan**, **Anthony Anderson** and **Heather Karner**.

THE BAKER FILE (OVERALL: 372-167, COLLEGE: 150-66, UTEP: 28-36)

**Kevin Baker** is 28-36 in his third year at the helm of the UTEP women's basketball team, including 2-0 this year. He registered the most wins (26) by any Miner coach through their first two years in program history, including setting the school standard for victories (17) in a debut season in 2017-18. The Miners have also won a game in back-to-back C-USA tournaments for the first time since a five-year stretch (2010-14). He is in his 18th year overall (372-167) as a head coach, including his eighth season (150-66) as a college head coach. He has a unique background which has seen him rise through the coaching ranks from the high school level, to NCAA Division III, then NCAA Division II and now his NCAA Division I position at UTEP. He has set school records for wins at every previous stop of his career, and has taken every prior school to the postseason with a total of five district championships. He is an eight-time Coach of the Year. In his most-recent posts prior to UTEP, Baker's teams captured back-to-back conference championships at UT-Tyler and Angelo State. Baker led both a Division II (Angelo State) and Division III (UT-Tyler) school to the Sweet 16 of the NCAA Tournament.

WINNING NUMBERS UNDER BAKER

The Miners are 13-1 (0-0 this year) when scoring 70+ points under **Kevin Baker**. Other notable records in the Baker era include being 15-6 (2-0 this season) when allowing less than 60 points, 12-4 (0-0 this season) when drilling better than 40 percent from 3-point range (min. four makes), 11-4 (0-0 this year) when shooting at least 50 percent from the floor, 20-8 (1-0 this year) when holding the opponent to below 40.0 percent from the floor, 20-8 (2-0 this year) when leading after three quarters and 20-10 (2-0 this season) when up at the half.

BASIC FACTS ON UTEP

UTEP is 575-684 in its 46th season as a women's basketball program, including standing 2-0 this year. The Miners have made four postseason bids (2016, -WNIT quarterfinals; 2014-WNIT runner-up, 2012-NCAA first round and 2008-NCAA second round), sporting a combined record of 9-4 (8-2 WNIT, 1-2 NCAA). UTEP has claimed four league championships (2016 C-USA regular season, 2012 C-USA regular season and conference tournament and 2008 C-USA regular season). It has a 1-1 record all time in league tournament title games, cutting down the nets in 2012 and falling in 2008. There have been six 20+ win seasons (all since 2006-07), UTEP has cracked the top-25 poll in two seasons (2015-16, 2007-08), including being ranked in the final six weeks in '07-08, while receiving votes in seven campaigns total ('15-16, '13-14, '12-13, '11-12, '08-09, '07-08 and '06-07). The Miners have been mentioned in the AP Preseason Poll four times (most recent 2016-17). In 2008 UTEP became the first C-USA women's team to finish undefeated in league play (16-0) while claiming the program's initial league title. The Miners finished 15-1 in C-USA in 2012 in addition to also winning the program's first conference tournament championship. UTEP owns the C-USA single-season record for winning streak at 23, which was set in 2007-08. The University of Texas at El Paso was founded in 1914. Notable alumni include former ABC News Chief White House Correspondent **Sam Donaldson**, well-respected and former NFL referee **Ed Hochuli**, former NASA astronaut **Danny Olivas** engineer & **Dennis Poon**, who designed Taipei 101 & some of the tallest buildings in the world.



### SPECIAL RUN

The Miners are 157-102 since the start of the 2011-12 season, including 2-0 this year. UTEP has played postseason basketball three times during the stretch, making two deep runs in the WNIT (2014 runner-up, 2016 quarterfinals) and earning the C-USA automatic bid to the 2012 NCAA Tournament (lost, first round). The Orange and Blue have enjoyed 18 separate winning streaks of at least three games (nine such skids), and posted 91 double-digit victories (53 such losses) during that time frame.

### HOME GAMES A PLENTY

UTEP will play a total of 18 home games in 2019-20 (1-0 thus far), which will be the most in the regular season for the Miners since also doing so in 2006-07. UTEP will be home for nine of its 11 non-conference games, the exceptions being matchups at I-10 rival NM State (Nov. 13) and SMU (Dec. 19). The first nine games of the season will either be played in El Paso or within 40 miles of it, until the Miners board a plane for the first time to battle the Mustangs in the Metroplex. There will then be nine C-USA contests at the Don Haskins Center.

### HOME SWEET HOME

UTEP has an all-time home record of 365-230, including standing 1-0 in the Don Haskins Center this year. The Miners have amassed a record of 167-56 at home since 2006-07, including 100-39 since 2011-12. UTEP has been particularly strong in nonconference play, standing 83-17 in the Sun City in such contests since 2006-07.

### TRAVEL TIME

UTEP is 148-372 all time on the road, including finishing 1-0 in this year. When playing at a neutral site the Miners stand 62-82, including going 2-2 last season. Since the start of the 2006-07 season UTEP is 66-79 on the road, including 42-48 since 2011-12.

### ZEC IN THE CAREER RANKINGS

UTEP senior **Katarina Zec** has sprinkled her names throughout the UTEP career records. Zec is ninth for 3-pointers made (99), tied for ninth in games started (82), 10th in 3-pointers attempted (280), 17th for minutes played (2,489), 22nd in assists (166), 28th for points (776), tied 30th in field goals made (276) and tied 35th for games played (89).

### MISCELLANEOUS STATS

WHEN STARTING	'19-20 RECORD	CAREER RECORD
Katarina Zec	2-0	33-49
Jordan Jenkins	0-0	12-10
Ariana Gill	2-0	5-9
Neidy Ocuane	0-0	6-11
Ariana Taylor	0-0	5-11
Sabine Lipe	1-0	2-3
Katia Gallegos	2-0	Same
Michelle Pruitt	2-0	Same
Avery Crouse	1-0	Same

DOUBLE-FIGURE SCORING	'19-20	CAREER
Katarina Zec	2	38
Ariana Gill	0	9
Ariana Taylor	0	6
Neidy Ocuane	0	2
Jordan Jenkins	0	2
Jade Rochelle	0	1
Katia Gallegos	1	Same
Michelle Pruitt	1	Same

DOUBLE-FIGURE REBOUNDING	'19-20	CAREER
Ariana Gill	0	1

DOUBLE-DOUBLES	'19-20	CAREER
Ariana Gill	0	1

2019-20 STARTING LINE UPS	RECORD
Gallegos, Gill, Lipe, Pruitt, Zec	1-0
Crouse, Gallegos, Gill, Pruitt, Zec	1-0

### UTEP'S RECORD WHEN

	2019-20 BAKER AT UTEP	
At home	1-0	14-16
On road	1-0	9-17
At neutral sites	0-0	5-3
In overtime	0-0	2-1
Decided by 3 points or less	0-0	4-10
Decided by 4-5 points	0-0	5-3
Decided by 6-10 points	1-0	7-7
Decided by 11-20 points	1-0	10-6
Decided by 21+ points	0-0	2-10
Led after first quarter	1-0	15-10
Tied after first quarter	0-0	2-2
Trailed after first quarter	1-0	11-24
Led at Half	2-0	20-10
Tied at the half	0-0	1-1
Trailed at the half	0-0	7-25
Led after third quarter	2-0	20-8
Tied after third quarter	0-0	1-1
Trailed after third quarter	0-0	7-27
Shot 50% or better	0-0	11-4
Shot 40-49.9%	0-0	10-12
Shot less than 40%	2-0	7-20
Opp. shot 50% or better	0-0	0-4
Opp. shot 40-49%	1-0	8-24
Opp. shot less than 40%	1-0	20-8
UTEP 40% or better on 3s (min. 4)	0-0	12-4
More rebounds than opp.	1-0	24-19
Less rebounds than opp.	1-0	4-16
Rebounds are equal	0-0	0-1
More turnovers than opp.	1-0	20-28
Less turnovers than opp.	1-0	5-5
Turnovers equal	0-0	3-3
Scored 100+ points	0-0	0-0
Scored 90-99 points	0-0	2-0
Scored 80-89 points	0-0	3-0
Scored 70-79 points	0-0	8-1
Scored 60-69 points	2-0	11-15
Scored 50-59 points	0-0	2-10
Scored less than 50 points	0-0	2-10
Allowed 90+ points	0-0	1-0
Allowed 80-89 points	0-0	0-2
Allowed 70-79 points	0-0	7-11
Allowed 60-69 points	0-0	5-17
Allowed 50-59 points	2-0	10-6
Allowed less than 50 points	0-0	5-0
On Mondays	0-0	0-1
On Tuesdays	0-0	0-1
On Wednesdays	1-0	3-2
On Thursdays	0-0	8-9
On Fridays	0-0	3-6
On Saturdays	1-0	11-13
On Sundays	0-0	3-4
On National TV	0-0	3-0
In November	2-0	8-5
In December	0-0	6-9
In January	0-0	5-10
In February	0-0	4-9
In March	0-0	4-3
In day games	0-0	15-22
In night games (5 p.m. or later)	2-0	13-14
In white/pink uniforms	0-0	9-11
In navy uniforms	0-0	8-10
In orange uniforms	0-0	9-15
In gray uniforms	2-0	same



## QUICK REVIEW OF LAST YEAR

There were some ups and downs in 2018-19, but UTEP played its best basketball late in the season to punch a ticket to the C-USA Championships for the second straight year. Once there 11th-seed UTEP made some noise by rallying from a 10-point deficit late in the third quarter to upset sixth-seed Marshall, 64-56, in double overtime (3/13/19). UTEP delivered its first road sweep in league play in three years with two wins in three days (at FAU, 70-44, 2/7/19 and at FIU, 60-55, 2/9/19). The 26-point differential at FAU was the second-biggest margin of victory in a conference road game in program history. UTEP also dispatched North Texas (59-51, 3/7/19) to improve to 2-0 on "Senior Day" under Baker.

## CONNECT ON SOCIAL MEDIA

Fans are encouraged to connect with the Miners on Facebook (UTEP Women's Basketball), Instagram (@utepwbb) and Twitter (@UTEPWBB).

## NEXT UP

UTEP continues its seven-game homestand by welcoming New Mexico to town. It will be a special 11 a.m. tip on Tuesday (Nov. 19) as part of the "Education Day" game.

## CLIFF NOTES ON THE '19-20 SEASON AT UTEP 63, UC RIVERSIDE 60, 11/9/19

UTEP bolted out to a 19-point lead (33-14) at the half on the way to defeating UC Riverside, 63-50, at the Don Haskins Center on Nov. 9. The Miners led wire-to-wire against the Highlanders, who were playing for the third time in five days to start the season. UTEP took advantage of that fact, turning up the heat defensively with a pressing defense that forced 28 turnovers. Those giveaways led to 25 points. **Katarina Zec** tallied 18 points to lead a balanced offensive attack that featured six different players with at least six points. Freshman **Katia Gallegos** debuted with nine points, five assists, two steals and no turnovers in a squad-high 34 minutes of playing time. Junior transfer **Michelle Pruitt** (eight points, 10 rebounds) flirted with a double-double while fellow classmate and transfer **DejaNae Roebuck** came off the bench to score seven points. UTEP got to the free throw line 30 times and took 60 shots to the Highlanders' 41 attempts. The discrepancy came from UCR's 28 turnovers compared to only 15 by the Orange and Blue.

## STIFLING DEFENSE

UTEP locked down on UCR (11/9) from the onset, limiting the Highlanders to four points in the first quarter. It tied as the third-lowest points allowed in a frame by the Miners. Additionally, the 50 points allowed were the fewest in a season opener since 2006-07.

## EXHIBITION REWIND

UTEP prepped for the 2019-20 season by posting a pair of victories against Division II opponents in exhibition contests. The Miners downed Eastern New Mexico, 84-64, (Oct. 26), while also besting St. Mary's (TX) (Nov. 2), 59-47. **Katarina Zec** averaged 20.5 points per game to lead the unit, with transfer **Michelle Pruitt** (10.5 ppg) also checking in for double figures. UTEP had a +9.0 rebounding margin (41.5-32.5) during the contests. The Miners also forced 24.0 turnovers per game, which made up for the opposition hitting 41.2 percent (42-102) from the floor in the two contests.



# 2019-20 UTEP WOMEN'S BASKETBALL ROSTERS

## NUMERICAL

NO.	NAME	POS	HT	CL	EXP	HOMETOWN (HS/PREVIOUS SCHOOL)
00	Jordan Jenkins^	PG	5-3	Jr.	2L	Tennessee Colony, Texas (Buffalo HS)
1	Arina Khlopkova	G/F	6-0	Fr.	HS	Moscow, Russia (Christian Academy of Louisville)
2	Tia Bradshaw	G	5-9	Jr.	TR	Dodge City, Kan. (Hutchinson CC)
3	Katia Gallegos	G	5-7	Fr.	HS	El Paso, Texas (Franklin HS)
4	Neidy Ocuane	PG	5-5	R-Sr.	2L	Maputo, Mozambique (Seward County CC)
10	Jade Rochelle	G/F	5-11	Sr.	1L	Grandview, Texas (Blinn College)
12	Ariona Gill	G/F	6-0	R-Sr.	1L	Las Vegas, Nev. (San Jacinto College)
13	Sabine Lipe	G	5-9	So.	1L	Liepaja, Latvia (Liepajas 15 Vidusskola)
15	Avery Crouse	G	6-0	Fr.	HS	Sachse, Texas (Sachse HS)
22	DeJaNae Roebuck	F	6-0	Jr.	TR	Olathe, Kan. (Hutchinson CC)
25	Ariana Taylor	F	6-1	So.	1L	Houston, Texas (Houston Wheatley HS)
31	Tatyana Modawar	F	6-3	Fr.	HS	Concord, Calif. (Carondelet HS)
33	Michelle Pruitt	F/C	5-11	Jr.	TR	Chicago, Ill. (Miami Dade College)
44	Katarina Zec	G/F	5-11	Sr.	3L	Belgrade, Serbia (Sportska gimnazija)

## ALPHABETICAL

NO.	NAME	POS	HT	CL	EXP	HOMETOWN (HS/PREVIOUS SCHOOL)
2	Tia Bradshaw	G	5-9	Jr.	TR	Dodge City, Kan. (Hutchinson CC)
15	Avery Crouse	G	6-0	Fr.	HS	Sachse, Texas (Sachse HS)
3	Katia Gallegos	G	5-7	Fr.	HS	El Paso, Texas (Franklin HS)
12	Ariona Gill	G/F	6-0	R-Sr.	1L	Las Vegas, Nev. (San Jacinto College)
00	Jordan Jenkins^	PG	5-3	Jr.	2L	Tennessee Colony, Texas (Buffalo HS)
1	Arina Khlopkova	G/F	6-0	Fr.	HS	Moscow, Russia (Christian Academy of Louisville)
13	Sabine Lipe	G	5-9	So.	1L	Liepaja, Latvia (Liepajas 15 Vidusskola)
31	Tatyana Modawar	F	6-3	Fr.	HS	Concord, Calif. (Carondelet HS)
4	Neidy Ocuane	PG	5-5	R-Sr.	2L	Maputo, Mozambique (Seward County CC)
33	Michelle Pruitt	F/C	5-11	Jr.	TR	Chicago, Ill. (Miami Dade College)
10	Jade Rochelle	G/F	5-11	Sr.	1L	Grandview, Texas (Blinn College)
22	DeJaNae Roebuck	F	6-0	Jr.	TR	Olathe, Kan. (Hutchinson CC)
25	Ariana Taylor	F	6-1	So.	1L	Houston, Texas (Houston Wheatley HS)
44	Katarina Zec	G/F	5-11	Sr.	3L	Belgrade, Serbia (Sportska gimnazija)

^denotes will miss season

## COACHING STAFF

Kevin Baker - Head Coach

Todd Buchanan - Associate Head Coach

Anthony Anderson - Assistant Head Coach/Director of Player Development

Heather Karner - Assistant Coach/Recruiting Coordinator

Chisan Jones - Strength and Conditioning

Lexi Murphy - Director of Basketball Operations

Christina Robinson - Graduate Assistant

Harper Sheets - Graduate Assistant

William Chapa - Student Assistant

STARTERS RETURNING (3)				LETTER WINNERS RETURNING (7)				NEWCOMERS (7)				PRONUNCIATIONS
#	Name	Pos.	Cl.	#	Name	Pos.	Cl.	#	Name	Pos.	Cl.	
4	Neidy Ocuane	PG	Sr.	00	Jordan Jenkins^	PG	Jr.	1	Arina Khlopkova	G/F	Fr.	KATIA GALLEGOS: Cah-t-uh Guy-yay-gose
25	Ariana Taylor	F	So.	4	Neidy Ocuane	PG	Sr.	2	Tia Bradshaw	G	Jr.	ARIONA Gill: Air-e-ah-nuh
44	Katarina Zec	G	Sr.	10	Jade Rochelle	F	Sr.	3	Katia Gallegos	G	Fr.	SABINE LIPE: Sah-be-nay Lee-pay
<b>STARTERS LOST (2)</b>				12	Ariona Gill	G/F	R-Sr.	5	Avery Crouse	G	Fr.	ARINA KHLPOPKOVA: Clop-ko-vuh
#	Name	Pos.	Cl.	13	Sabine Lipe	G	So.	22	DeJaNae Roebuck	F	Jr.	NEIDY OCUANE: Nay-dee Oh-kwan-knee
3	Jordan Alexander	F	Sr.	25	Ariana Taylor	F	So.	31	Tatyana Modawar	F	Fr.	DEJANAE Roebuck: Day-jah-nay
5	Zuzanna Puc	F	Jr.	44	Katarina Zec	G	Sr.	33	Michelle Pruitt	F/C	Jr.	ARIANA Taylor: Are-e-ah-nuh
				<b>LETTER WINNERS LOST (3)</b>								Katarina ZEC: Zetz
#	Name	Pos.	Cl.	3	Jordan Alexander	F	Sr.					
5	Zuzanna Puc	F	Jr.	23	Alexa Hoy	G	Jr.					
				^denotes will miss season								



# UTEP INDIVIDUAL CAREER HIGHS

**#2 TIA BRADSHAW | 5-9 | G | JR-TR**

PTS: ..... NA  
 REB: ..... 1, at NM State (11/13/19)  
 AST: ..... 2, at NM State (11/13/19)  
 STL: ..... 2, at NM State (11/13/19)  
 BLK: ..... NA  
 FG: ..... NA  
 FGA: ..... 2, at NM State (11/13/19)  
 3FG: ..... NA  
 3FGA: ..... 1, UCR (11/9/19)  
 FT: ..... NA  
 FTA: ..... NA  
 MIN: ..... 12, at NM State (11/13/19)

**#15 AVERY CROUSE | 6-0 | G | FR-HS**

PTS: ..... 6, UCR (11/9/19)  
 REB: ..... 5, at NM State (11/13/19)  
 AST: ..... 3, UCR (11/9/19)  
 STL: ..... 1, UCR (11/9/19)  
 BLK: ..... NA  
 FG: ..... 2, UCR (11/9/19)  
 FGA: ..... 9, UCR (11/9/19)  
 3FG: ..... NA  
 3FGA: ..... 1, twice, last at NM State (11/13/19)  
 FT: ..... 2, UCR (11/9/19)  
 FTA: ..... 2, UCR (11/9/19)  
 MIN: ..... 29, UCR (11/9/19)

**#3 KATIA GALLEGOS | 5-7 | G | FR-HS**

PTS: ..... 13, at NM State (11/13/19)  
 REB: ..... 5, at NM State (11/13/19)  
 AST: ..... 5, UCR (11/9/19)  
 STL: ..... 2, twice, last at NM State (11/13/19)  
 BLK: ..... NA  
 FG: ..... 3, twice, last at NM State (11/13/19)  
 FGA: ..... 12, UCR (11/9/19)  
 3FG: ..... 1, UCR (11/9/19)  
 3FGA: ..... 7, UCR (11/9/19)  
 FT: ..... 7, at NM State (11/13/19)  
 FTA: ..... 10, at NM State (11/13/19)  
 MIN: ..... 34, UCR (11/9/19)

**#12 ARIONA GILL | 6-0 | G/F | JR-RS**

PTS: ..... 22, Abilene Christian (11/24/18)  
 REB: ..... 12, Portland State (12/9/18)  
 AST: ..... 4, three times, last WKU (2/2/19)  
 STL: ..... 3, vs. Marshall (3/13/19)  
 BLK: ..... 2, twice, last Portland State (12/9/18)  
 FG: ..... 10, Abilene Christian (11/24/18)  
 FGA: ..... 19, Abilene Christian (11/24/18)  
 3FG: ..... 3, Arkansas State (12/31/18)  
 3FGA: ..... 5, Arkansas State (12/1/18)  
 FT: ..... 9, NM State (11/17/18)  
 FTA: ..... 12, NM State (11/17/18)  
 MIN: ..... 39, NM State (11/17/18)

**#00 JORDAN JENKINS | 5-3 | PG | SO-1L**

PTS: ..... 11, Alcorn State (11/10/18)  
 REB: ..... 5, twice, last CSUB (11/14/18)  
 AST: ..... 7, twice, last vs. WIU (12/20/18)  
 STL: ..... 2, three times, last Nicholls State (11/23/18)  
 BLK: ..... 0  
 FG: ..... 4, Alcorn State (11/10/18)  
 FGA: ..... 7, twice, last at New Mexico (12/5/18)  
 3FG: ..... 2, three times, last at New Mexico (12/5/18)  
 3FGA: ..... 5, at UC Riverside (12/30/17)  
 FT: ..... 3, MT (1/19/19)  
 FTA: ..... 4, twice, last MT (1/19/19)  
 MIN: ..... 35, at New Mexico (12/5/18)

**#1 ARINA KHLOPKOVA | 6-0 | G/F | FR-HS**

PTS: ..... 6, UCR (11/9/19)  
 REB: ..... 2, UCR (11/9/19)  
 AST: ..... NA  
 STL: ..... NA  
 BLK: ..... NA  
 FG: ..... 2, UCR (11/9/19)  
 FGA: ..... 6, UCR (11/9/19)  
 3FG: ..... NA  
 3FGA: ..... 3, UCR (11/9/19)  
 FT: ..... 2, UCR (11/9/19)  
 FTA: ..... 2, UCR (11/9/19)  
 MIN: ..... 17, UCR (11/9/19)

**#13 SABINE LIPE | 5-9 | G | FR-HS**

PTS: ..... 7, three times, last at UTSA (1/5/19)  
 REB: ..... 7, at UTSA (1/5/19)  
 AST: ..... 7, at UTSA (1/5/19)  
 STL: ..... 2, at Weber State (11/28/18)  
 BLK: ..... 1, twice, last at North Texas (1/10/19)  
 FG: ..... 2, three times, last UCR (11/9/19)  
 FGA: ..... 5, twice, last UCR (11/9/19)  
 3FG: ..... 1, four times, last UCR (11/9/19)  
 3FGA: ..... 4, at UTSA (1/5/19)  
 FT: ..... 5, at UTSA (1/5/19)  
 FTA: ..... 6, twice, last at UTSA (1/5/19)  
 MIN: ..... 31, at Tulsa (12/29/18)

**#31 TATYANA MODAWAR | 6-3 | F | FR-HS**

PTS: ..... 2, UCR (11/9/19)  
 REB: ..... NA  
 AST: ..... 1, UCR (11/9/19)  
 STL: ..... NA  
 BLK: ..... NA  
 FG: ..... NA  
 FGA: ..... 2, at NM State (11/13/19)  
 3FG: ..... NA  
 3FGA: ..... NA  
 FT: ..... 2, UCR (11/9/19)  
 FTA: ..... 2, UCR (11/9/19)  
 MIN: ..... 10, UCR (11/9/19)

**#4 NEIDY OCUANE | 5-5 | PG | JR-RS**

PTS: ..... 14, twice, last at FIU (2/9/19)  
 REB: ..... 6, twice, last vs. Marshall (3/13/19)  
 AST: ..... 5, three times, last North Texas (3/7/19)  
 STL: ..... 3, at FAU (2/7/19)  
 BLK: ..... 1, vs. WIU (12/20/18)  
 FG: ..... 4, twice, last at FIU (2/9/19)  
 FGA: ..... 11, Marshall (1/31/19)  
 3FG: ..... 4, Marshall (1/31/19)  
 3FGA: ..... 10, Marshall (1/31/19)  
 FT: ..... 4, at FAU (2/7/19)  
 FTA: ..... 5, NM State (11/17/18)  
 MIN: ..... 38, vs. Marshall (3/13/19)

**#33 MICHELLE PRUITT | 5-11 | F/C | JR-TR**

PTS: ..... 14, at NM State (11/13/19)  
 REB: ..... 10, UCR (11/9/19)  
 AST: ..... 1, at NM State (11/13/19)  
 STL: ..... 1, UCR (11/9/19)  
 BLK: ..... NA  
 FG: ..... 7, at NM State (11/13/19)  
 FGA: ..... 13, at NM State (11/13/19)  
 3FG: ..... NA  
 3FGA: ..... NA  
 FT: ..... 4, UCR (11/9/19)  
 FTA: ..... 8, UCR (11/9/19)  
 MIN: ..... 27, UCR (11/9/19)

**#10 JADE ROCHELLE | 5-11 | G/F | JR-TR**

PTS: ..... 11, Portland State (12/9/18)  
 REB: ..... 9, Arkansas State (12/1/18)  
 AST: ..... 3, at ODU (1/24/19)  
 STL: ..... 2, twice, last North Texas (3/7/19)  
 BLK: ..... 1, 11 times, last vs. Marshall (3/13/19)  
 FG: ..... 4, three times, last UTSA (2/23/19)  
 FGA: ..... 9, twice, last UAB (1/17/19)  
 3FG: ..... 1, three times, last vs. Marshall (3/13/19)  
 3FGA: ..... 2, twice, last vs. MT (3/14/19)  
 FT: ..... 5, Portland State (12/9/18)  
 FTA: ..... 8, Portland State (12/9/18)  
 MIN: ..... 29, vs. Marshall (3/13/19)

**#22 DEJANAE ROEBUCK | 6-0 | F | JR-TR**

PTS: ..... 7, UCR (11/9/19)  
 REB: ..... 2, UCR (11/9/19)  
 AST: ..... 1, UCR (11/9/19)  
 STL: ..... 1, UCR (11/9/19)  
 BLK: ..... NA  
 FG: ..... 2, UCR (11/9/19)  
 FGA: ..... 3, UCR (11/9/19)  
 3FG: ..... NA  
 3FGA: ..... NA  
 FT: ..... 3, UCR (11/9/19)  
 FTA: ..... 6, UCR (11/9/19)  
 MIN: ..... 16, UCR (11/9/19)

**#25 ARIANA TAYLOR | 6-0 | F | FR-HS**

PTS: ..... 16, vs. Akron (12/21/18)  
 REB: ..... 7, at North Texas (1/10/19)  
 AST: ..... 3, twice, last vs. Marshall (3/13/19)  
 STL: ..... 1, eight times, last at NM State (11/13/19)  
 BLK: ..... 4, at UTSA (1/5/19)  
 FG: ..... 5, twice, last LA Tech (2/14/19)  
 FGA: ..... 11, at Rice (1/12/19)  
 3FG: ..... 3, at North Texas (1/10/19)  
 3FGA: ..... 5, twice, last North Texas (3/7/19)  
 FT: ..... 4, twice, last vs. Akron (12/21/18)  
 FTA: ..... 6, Portland State (12/9/18)  
 MIN: ..... 37, vs. Marshall (3/13/19)

**#44 KATARINA ZEC | 5-11 | G/F | JR-2L**

PTS: ..... 22, at NM State (12/10/17)  
 REB: ..... 9, three times, last at ODU (1/24/19)  
 AST: ..... 7, WKU (3/3/18)  
 STL: ..... 2, six times, last LA Tech (2/10/18)  
 BLK: ..... 1, seven times, last Abilene Christian (11/24/18)  
 FG: ..... 9, North Texas (3/7/19)  
 FGA: ..... 16, Marshall (1/31/19)  
 3FG: ..... 7, at NM State (12/10/17)  
 3FGA: ..... 10, twice, last at Weber State (11/28/18)  
 FT: ..... 7, CSUB (11/14/18)  
 FTA: ..... 9, CSUB (11/14/18)  
 MIN: ..... 49, vs. Marshall (3/13/19)



# 2019-20 GAME-BY-GAME STATS

OPP.	DATE	W/L	PTS	1Q/2Q/3Q/4Q/OT(s)	LARGEST LEAD	IN PAINT PTS	OFF TOS PTS	2ND CHANCE PTS	BENCH PTS	FG-FGA	PCT	3 PT FG-FGA	3PT PCT	FT-FTA	FT PCT	Q-D-TOT	AVG	PF	A	TO	BLK	STL	PTS	AVG
@UTEP	11/9/19	W	63	14/19/13/17	21	24	25	11	21	19-60	.317	6-21	.286	19-30	.633	19-16-35	35.0	23	12	15	0	8	63	63.0
UCR				4/10/14/22	0	26	8	10	18	18-41	.439	1-13	.077	13-19	.684	11-29-40	40.0	27	9	28	5	7	50	50.0
UTEP	11/13/19	W	63	16/17/14/16	8	32	6	8	12	23-59	.390	3-12	.250	14-22	.636	11-34-45	40.0	13	10	12	0	5	63	63.0
@NM State				17/15/14/11	7	30	16	11	24	20-61	.328	4-20	.200	13-17	.765	9-30-39	39.5	18	10	11	2	9	57	53.5
<b>UTEP</b>			<b>126</b>	<b>30/36/27/33</b>	<b>21</b>	<b>56</b>	<b>31</b>	<b>19</b>	<b>33</b>	<b>42-119</b>	<b>.353</b>	<b>9-33</b>	<b>.273</b>	<b>33-52</b>	<b>.635</b>	<b>30-50-80</b>	<b>40.0</b>	<b>36</b>	<b>22</b>	<b>27</b>	<b>0</b>	<b>13</b>	<b>126</b>	<b>63.0</b>
<b>Opponents</b>			<b>107</b>	<b>21/25/28/33</b>	<b>7</b>	<b>56</b>	<b>24</b>	<b>21</b>	<b>42</b>	<b>38-102</b>	<b>.373</b>	<b>5-33</b>	<b>.152</b>	<b>26-36</b>	<b>.722</b>	<b>20-59-79</b>	<b>39.5</b>	<b>45</b>	<b>19</b>	<b>39</b>	<b>7</b>	<b>16</b>	<b>107</b>	<b>53.5</b>

# 2019-20 POINTS-REBOUNDS-ASSISTS

Opponent	Khlopkova	Bradshaw	Gallegos	Ocuane	Rochelle	Gill	Lipe	Crouse	Roebuck	Taylor	Modawar	Pruitt	Zec
UCR	6-2-0	0-0-0	9-4-5	0-0-0	0-0-0	2-4-0	5-1-0	6-2-3	7-2-1	DNP	2-0-1	8-10-0	18-5-2
at NM State	0-1-0	0-1-2	13-5-1	DNP	1-0-0	7-8-1	0-0-1	0-5-1	2-1-0	9-5-1	0-0-0	14-4-1	17-7-2

Bold for 10+ points, rebounds or assists  
 ^No longer on the team



# 2018-19 RESULTS & STATS

DATE	OPPONENT	RESULT
Nov. 10	Alcorn State	W, 77-51
Nov. 14	CSU Bakersfield	W, 53-47
Nov. 17	NM State	L, 65-69
Nov. 23	ACU 81, Texas Southern 39§	
	Nicholls States	L, 56-58
Nov. 24	Nicholls State 58, Texas Southern 57§	
	Abilene Christians	L, 69-70
Nov. 28	at Weber State	L, 63-68
Dec. 1	Arkansas State	L, 66-67
Dec. 5	at New Mexico	L, 51-69
Dec. 9	Portland State	L, 61-89
Dec. 17	at Arizona	L, 40-62
Dec. 20	vs. Western Illinois%	W, 84-72
Dec. 21	vs. Akron%	L, 57-64
Dec. 29	at Tulsa	L, 45-66
Jan. 5	at UTSA* (ESPN+)	W, 73-60
Jan. 10	at North Texas*	L, 51-70
Jan. 12	at Rice*	L, 42-76
Jan. 17	UAB*	L, 48-76
Jan. 19	Middle Tennessee*	L, 49-79
Jan. 24	at Old Dominion*	L, 59-78
Jan. 26	at Charlotte*	L, 39-62
Jan. 31	Marshall*	L, 60-63
Feb. 2	WKU*	L, 61-64
Feb. 7	at Florida Atlantic*	W, 70-44
Feb. 9	at FIU*	W, 60-55
Feb. 14	LA Tech*	L, 64-74
Feb. 16	Southern Miss*	L, 63-64
Feb. 23	UTSA* (ESPN+)	W, 77-73
March 2	at UAB*	L, 45-68
March 7	North Texas* (ESPN+)	W, 59-51
March 13	vs. Marshall^ (ESPN+)	W, 64-58 (2OT)
March 14	vs. Middle Tennessee^ (ESPN+)	L, 44-66

**Bold denotes home game**

§ Seventh-Annual UTEP Thanksgiving Classic (El Paso, Texas)

% Las Vegas Christmas Shootout (Las Vegas, Nev.)

\* Conference USA Game

^ Conference USA Championships (Frisco, Texas)

TEAM STATISTICS	UTEP	OPP
<b>SCORING</b>	1815	2029
Points per game	58.5	65.5
Scoring margin	-6.9	-
<b>FIELD GOALS-ATT</b>	633-1590	735-1804
Field goal pct	.398	.407
<b>3 POINT FG-ATT</b>	169-546	243-762
3-point FG pct	.310	.319
3-pt FG made per game	5.5	7.8
<b>FREE THROWS-ATT</b>	380-554	316-438
Free throw pct	.686	.721
F-Throws made per game	12.3	10.2
<b>REBOUNDS</b>	1116	1055
Rebounds per game	36.0	34.0
Rebounding margin	+2.0	-
<b>ASSISTS</b>	419	445
Assists per game	13.5	14.4
<b>TURNOVERS</b>	509	372
Turnovers per game	16.4	12.0
Turnover margin	-4.4	-
Assist/turnover ratio	0.8	1.2
<b>STEALS</b>	118	229
Steals per game	3.8	7.4
<b>BLOCKS</b>	71	87
Blocks per game	2.3	2.8
<b>WINNING STREAK</b>	0	-
Home win streak	2	-
<b>ATTENDANCE</b>	7512	19207
Home games-Avg/Game	15-501	12-1422
Neutral site-Avg/Game	-	4-536

**SCORE BY PERIODS:**

	1ST	2ND	3RD	4TH	OT	OT2	TOTAL
UTEP	396	435	444	522	6	12	1815
Opp.	544	461	478	536	6	4	2029

## 2018-19 STATISTICS

9-22, 5-11 C-USA; HOME 4-11, AWAY 3-9, NEUTRAL 2-2

##	PLAYER	GP	GS	MIN	AVG	TOTAL			3-PTS			REBOUNDS							PTS	AVG						
						FGA	PCT	3FG	FGA	PCT	FT	FTA	PCT	OFF	DEF	TOT	AVG	PF			OQ	A	TO	BLK	STL	
5	Zuzanna Puc	31	31	927	29.9	145	.302	.480	16	49	.327	66	103	.641	64	145	209	6.7	73	3	65	91	20	14	372	12.0
44	Katarina Zec	31	30	931	30.0	108	.252	.429	34	95	.358	63	77	.818	39	98	137	4.4	58	1	60	67	1	12	313	10.1
3	Jordan Alexander	31	30	936	30.2	91	.236	.386	35	108	.324	64	89	.719	26	147	173	5.6	54	1	54	65	14	26	281	9.1
12	Ariana Gill	23	12	578	25.1	73	.175	.417	14	47	.298	39	64	.609	30	71	101	4.4	60	3	36	45	6	14	199	8.7
23	Alexa Hoy	19	6	461	24.3	39	.122	.320	14	47	.298	28	36	.778	14	31	45	2.4	15	0	25	31	1	3	120	6.3
25	Ariana Taylor	31	16	584	18.8	62	.159	.390	20	57	.351	40	59	.678	28	50	78	2.5	69	3	23	55	15	7	184	5.9
04	Neidy Ocuane	31	17	692	22.3	36	.126	.286	23	86	.267	29	37	.784	11	54	65	2.1	37	0	56	61	1	16	124	4.0
10	Jade Rochelle	30	0	595	19.8	44	.123	.358	3	14	.214	29	58	.500	55	86	141	4.7	46	0	27	36	11	14	120	4.0
13	Sabine Lipe	13	4	179	13.8	12	.31	.387	3	14	.214	14	19	.737	5	25	30	2.3	20	0	25	15	2	7	41	3.2
00	Jordan Jenkins	19	9	348	18.3	21	.61	.344	6	28	.214	8	12	.667	0	31	31	1.6	14	0	46	29	0	5	56	2.9
32	x-Conchi Satorre	2	0	19	9.5	2	.3	.667	1	1	1.000	0	0	.000	1	3	4	2.0	5	0	2	6	0	0	5	2.5
TM TM.....															41	61	102	3.3	0							
<b>TOTAL.....</b>		<b>31</b>				<b>633</b>	<b>1590</b>	<b>.398</b>	<b>169</b>	<b>546</b>	<b>.310</b>	<b>380</b>	<b>554</b>	<b>.686</b>	<b>314</b>	<b>802</b>	<b>1116</b>	<b>36.0</b>	<b>451</b>	<b>11</b>	<b>419</b>	<b>509</b>	<b>71</b>	<b>118</b>	<b>1815</b>	<b>58.5</b>
<b>OPPONENTS.....</b>		<b>31</b>				<b>735</b>	<b>1804</b>	<b>.407</b>	<b>243</b>	<b>762</b>	<b>.319</b>	<b>316</b>	<b>438</b>	<b>.721</b>	<b>330</b>	<b>725</b>	<b>1055</b>	<b>34.0</b>	<b>590</b>	<b>-</b>	<b>445</b>	<b>372</b>	<b>87</b>	<b>229</b>	<b>2029</b>	<b>65.5</b>

x-Inactive player | Returning players in bold

SCORE BY PERIODS:	1ST	2ND	3RD	4TH	OT	OT2	TOTAL
UTEP	396	435	444	522	6	12	1815
Opponents	544	461	478	536	6	4	2029



# THE LAST TIME IT HAPPENED IN A GAME...

## TEAM

### SCORED AT LEAST 90 POINTS

UTE<sup>P</sup>: 92, at CSU Fullerton (12/29/17)  
Opponent: 91, at CSU Fullerton (12/29/17)

### SCORED AT LEAST 100 POINTS

UTE<sup>P</sup>: 105, Southern Miss\* (2/21/09)  
Opponent: 102, vs. Georgia Tech (12/20/13)

### YIELDED LESS THAN 40 POINTS

UTE<sup>P</sup>: 33, vs. Samford (12/21/17)  
Opponent: 35, New Mexico (11/30/17)

### SCORED AT LEAST 30 POINTS IN QUARTER

UTE<sup>P</sup>: 30, CSU Bakersfield (11/11/17)  
Opponent: 30, Middle Tennessee\* (1/19/19)

### SCORED LESS THAN 5 POINTS IN QUARTER

UTE<sup>P</sup>: 4, Middle Tennessee\* (1/19/19)  
Opponent: 4, vs. Samford (12/21/17)

### SCORED AT LEAST 50 POINTS IN HALF

UTE<sup>P</sup>: 53, Western Kentucky\* (3/3/18)  
Opponent: 50, Middle Tennessee\* (1/19/19)

### SHOT AT LEAST 60 PERCENT OVERALL

UTE<sup>P</sup>: .660 (35-53), Southern Miss\* (2/21/09)  
Opponent: .607 (37-61), at ODU\* (3/2/17)

### SHOT BELOW 25 PERCENT OVERALL

UTE<sup>P</sup>: .234 (15-64), vs. K-State (11/25/16)  
Opponent: .245 (13-53), at FAU (2/2/19)

### SHOT AT LEAST 60 PERCENT ON 3-POINTERS

(minimum 10 attempts)  
UTE<sup>P</sup>: .600 (6-10), vs. UAB (3/8/18)  
Opponent: .625 (10-16), Texas State (11/30/13)

### SHOT 100 PERCENT ON FREE THROWS

(minimum 10 attempts)  
UTE<sup>P</sup>: 16-16, at Wyoming (1/14/89)  
Opponent: 13-13, Portland State (12/9/18)

### MADE AT LEAST 35 FIELD GOALS

UTE<sup>P</sup>: 41, Western New Mexico (11/17/16)  
Opponent: 37, at ODU\* (3/2/17)

### ATTEMPTED AT LEAST 80 FIELD GOALS

UTE<sup>P</sup>: 83, Charlotte (2/27/16)  
Opponent: 80, at Florida Atlantic\* (3/5/14)

### MADE AT LEAST 12 THREE-POINTERS

UTE<sup>P</sup>: 12, New Mexico (12/2/15)  
Opponent: 14, UAB\* (3/2/19)

### MADE AT LEAST 30 FREE THROWS

UTE<sup>P</sup>: 42, vs. East Carolina (12/17/17)  
Opponent: 31, at UTSA\* (1/21/17)

### ATTEMPTED AT LEAST 40 FREE THROWS

UTE<sup>P</sup>: 50, vs. East Carolina (12/17/17)  
Opponent: 45, at UCF\* (2/17/13)

### GRABBED AT LEAST 60 REBOUNDS

UTE<sup>P</sup>: 66, Western New Mexico (11/17/16)  
Opponent: 62, Arizona (2/22/86)

### POSTED AT LEAST 25 ASSISTS

UTE<sup>P</sup>: 26, Western New Mexico (11/17/16)  
Opponent: 27, UAB\* (2/2/18)

### REGISTERED AT LEAST 20 STEALS

UTE<sup>P</sup>: 20, Kansas State (11/16/13)  
Opponent: 20, at San Jose State\* (1/2/02)

### BLOCKED AT LEAST 10 SHOTS

UTE<sup>P</sup>: 12, Houston Baptist (11/30/16)  
Opponent: 10, vs. UAB (3/10/86)

### COMMITTED AT LEAST 30 FOULS

UTE<sup>P</sup>: 30, North Texas\* (2/16/17)  
Opponent: 36, vs. East Carolina (12/17/17)

### SIX PLAYERS IN DOUBLE FIGURES

UTE<sup>P</sup>: vs. East Carolina (12/17/17)  
Opponent: Middle Tennessee\* (1/17/16)

### EVERY STARTER IN DOUBLE FIGURES

UTE<sup>P</sup>: Marshall\* (1/28/17)  
Opponent: Oregon (3/28/16)

### TWO PLAYERS WITH DOUBLE-DOUBLES

UTE<sup>P</sup>: FIU\* (3/1/18)  
Opponent: UTSA\* (2/23/19)

**Bold denotes Kevin Baker era**

\* denotes regular-season league contest



# UTEP SINGLE-GAME RECORDS

## FIELD GOALS MADE

FG	OPP	DATE
1. 49	Colorado State*	2/9/80
2. 46	vs. Texas Lutheran+	12/4/82
3. 45	UT-Perian Basin+	12/15/06
4. 41	WNMU+	11/17/16
41	UT-Permian Basin+	12/21/05
6. 40	Savannah State	11/22/08
7. 39	Hardin Simmons+	2/16/85
8. 39	Texas State	12/17/10
9. 38	Fresno State*	1/11/03
38	at BYU	1/6/90
38	Eastern New Mexico+	1/13/87

## FIELD GOALS ATTEMPTED

FGA	OPP	DATE
1. 93	vs. Texas Lutheran+	12/4/82
2. 87	at New Mexico State*	12/15/79
3. 86	New Mexico State*	12/13/80
4. 85	UT-Dallas+	11/20/04
85	vs. Arizona	11/25/83
85	Eastern New Mexico+	3/1/80
7. 84	at Southern Utah	12/29/88
84	Hardin Simmons+	2/16/85
84	at Eastern New Mexico+	1/20/84
10. 83	Charlotte*	2/27/16
83	at BYU	1/6/90
83	at New Mexico	11/29/86
83	at Oral Roberts	2/24/86

## FIELD GOAL PERCENTAGE (MIN. 24 MADE)

FG%	OPP	DATE
1. .660 (35-53)	Southern Miss*	2/21/09
2. .636 (28-44)	UCF*	1/24/10
3. .615 (32-52)	at UTPA	2/7/89
4. .612 (41-67)	WNMU+	11/17/16
5. .611 (33-54)	at San Diego	1/7/87
6. .588 (30-51)	TXA&M CC	12/18/02
7. .577 (30-52)	WKU*	3/3/18
.577 (30-52)	Alcorn State	12/20/09
9. .576 (38-66)	Fresno State*	1/11/03
10. .574 (31-54)	at N. Colorado	12/13/05

## FIELD GOAL PERCENTAGE DEFENSE

FG% DEFENSE	OPP	DATE
1. .167 (8-48)	UTPB+	12/14/15
2. .184 (9-49)	NM State	11/29/11
3. .196 (10-51)	UT-Dallas+	11/20/04
4. .205 (9-44)	NM State	12/05/12
5. .206 (13-63)	Tulsa	1/31/13
6. .208 (11-53)	vs. Samford	12/21/17
7. .209 (9-49)	UTPA	12/22/96
8. .214 (12-56)	Montana State	12/22/03
9. .216 (16-74)	Alcorn State	12/20/09
10. .222 (12-54)	Fresno State*	1/22/04
.222 (12-54)	Prairie View	3/1/96

## OTHER GAMES OF FG% 23.0 OR WORSE

12. .224 (15-67)	WNMU+	11/17/16
.224 (13-58)	at Colo. State*	2/6/93
14. .226 (14-62)	UTPB+	12/15/06
15. .229 (11-48)	ENMU+	12/8/12
16. .230 (14-61)	at UNM*	3/1/95

## THREE POINTERS MADE

3PM	OPP	DATE
1. 14	Toledo	11/24/09
14	Savannah State	11/22/08
14	vs. Eastern Illinois	11/20/09
4. 13	Tulsa*	1/22/09
13	at Tulane*	1/12/08
6. 12	New Mexico	12/2/15
12	Tulsa*	1/11/14
12	vs. Missouri State	12/4/09
9. 11	vs. WIU	12/20/18
11	Idaho State	11/28/15
11	#24 Western Kentucky*	1/22/15
11	Prairie View A&M	12/20/14
11	at Tulane*	2/1/14
11	Northern Arizona	11/22/13
11	Denver	11/26/11
11	Cal State Northridge	12/3/10
11	Idaho State	11/26/10
11	Arizona	11/26/06
11	SMU*	1/8/06
11	at Hawaii*	1/20/05
11	at Tulsa*	2/9/02
11	Louisiana Tech*	1/31/02
11	at SMU*	1/3/02
11	at Southern Utah	1/26/93

## THREE POINTERS ATTEMPTED

3PA	OPP	DATE
1. 34	Southern Miss*	3/1/15
2. 33	at Weber State	11/28/18
3. 32	Idaho State	11/28/15
32	at SMU	11/16/14
32	Toledo	11/24/09
32	vs. SMU*	3/9/08
7. 31	Louisiana Tech*	1/31/02
8. 30	Louisiana Tech*	2/5/14
30	at Tulsa*	2/9/02
30	at Louisiana Tech*	1/5/02

## THREE POINT PERCENTAGE (MIN. 8 MADE)

3FG%	OPP	DATE
1. .733 (11-15)	at S. Utah	1/26/93
2. .647 (11-17)	Southern Miss*	2/21/09
3. .615 (8-13)	Cal Poly	12/16/03
4. .600 (9-15)	TX Southern	12/13/09
6. .588 (10-17)	Southern Miss*	2/16/19
7. .579 (11-19)	vs. WIU	12/20/18
.579 (11-19)	Idaho State	11/26/10
.579 (11-19)	at Tulane*	1/18/09
10. .578 (11-19)	CS Northridge	12/3/10

## FREE THROWS MADE

FTM	OPP	DATE
1. 42	vs. East Carolina	12/17/17
2. 40	East Carolina*	1/6/11
3. 36	Oregon State	12/21/86
4. 35	Kansas State	11/16/13
5. 34	Bellhaven+	11/27/93
6. 33	Middle Tennessee*	1/7/16
33	Louisiana Tech*	2/27/15
8. 31	vs. Illinois-Chicago	12/19/96
31	Southeast Louisiana	2/24/90
10. 30	East Carolina*	2/22/14
30	UTPB+	11/8/13

## FREE THROWS ATTEMPTED

FTA	OPP	DATE
1. 54	East Carolina*	1/6/11
2. 53	Bellhaven+	11/27/93
3. 50	vs. East Carolina	12/17/17
4. 49	Oregon State	12/21/86
4. 49	Kansas State	11/16/13
47	at UCF	12/18/97
7. 45	UTPB+	11/8/13
8. 44	vs. McNeese State	12/20/93
9. 42	NM State*	12/13/97
10. 41	at New Mexico State*	11/26/96
41	Simon Fraser+	11/17/89
41	Arizona	2/22/86
41	Wyoming*	2/14/81

## FREE THROW PERCENTAGE (MIN. 10 MADE)

FT%	OPP	DATE
1. 100 (16-16)	at Wyoming	1/14/89
100 (10-10)	New Mexico	2/21/85
100 (10-10)	vs. San Diego	11/23/84
4. .962 (25-26)	San Jose State*	3/6/03
5. .941 (16-17)	UC Irvine	11/13/10
.941 (16-17)	at WNMU+	12/7/87
7. .929 (13-14)	at Boise State*	2/22/03
.929 (13-14)	at Colo. St.*	2/5/98
9. .923 (12-13)	Arkansas State	12/1/18
10. .917 (11-12)	at UAB*	1/29/15
.917 (11-12)	at Toledo	12/21/07

## OTHER GAMES OF FT 90% OR BETTER

12. .909 (10-11)	NM State*	11/23/04
.909 (20-22)	Boise State*	1/25/03
.909 (10-11)	Creighton	2/15/92

## OFFENSIVE REBOUNDS

ORB	OPP	DATE
1. 32	Abilene Christian+	11/30/93
2. 31	Sul Ross State+	12/1/97
3. 29	Houston Baptist	11/19/11
4. 28	Lamar	11/20/98
28	Bellhaven+	11/27/93
28	at Western Michigan	1/3/93
28	at Oral Roberts	1/27/89
28	at Southern Utah	12/29/88
9. 27	UT-Dallas+	11/20/04
27	vs. Weber State	11/30/91

27	UTPA	1/7/89
27	Eastern New Mexico+	11/28/88
27	at Oral Roberts	2/24/86

## TOTAL REBOUNDS

RB	OPP	DATE
1. 66	WNMU+ (21/+39)	11/17/16
2. 65	Sul Ross State+ (40/+25)	12/1/97
6. 64	Bellhaven+ (28/+36)	11/27/93
64	UTPA (25/+39)	1/7/89
5. 61	vs. McNeese State (40/+61)	11/24/89
61	New Mexico (NA/NA)	3/3/83
7. 60	Houston Baptist (38/+22)	11/19/11
60	at La.-Lafayette (56/+4)	11/27/05
60	Air Force (35/+25)	2/14/98
60	Azusa Pacific+ (45/+15)	11/22/96
60	Abilene Christian+ (37/+23)	11/30/93
60	Alaska (44/+16)	12/16/89
60	at Colorado State* (NA/NA)	1/10/81

## REBOUND MARGIN

MAR	OPP (UTEP RB/OPP RB)	DATE
1. +45	WNMU+ (66/21)	11/17/16
2. +39	UTPA (64-25)	1/7/89
3. +36	Bellhaven+ (64-28)	11/27/93
4. +32	Savannah State (50-18)	11/22/08
5. +28	ENMU+ (57-29)	12/2/14
6. +27	Alcorn State (48-21)	11/10/18
+27	Prairie View A&M (58-31)	11/21/99
+27	Texas Southern (50-23)	1/18/94
9. +26	Lamar (54-28)	12/1/11
+26	Texas State (50-24)	12/31/11
+26	UC Irvine (54-28)	11/13/10
+26	Prairie View A&M (58-32)	3/1/96

## PERSONAL FOULS

PF	OPP	DATE
1. 37	at US International+	1/29/89
2. 33	Eastern Arizona+	1/10/79
3. 32	at Utah*	3/12/92
32	Alaska	12/16/89
5. 31	vs. Old Dominion	3/11/16
31	at Rice	12/6/91
31	at Southeast Louisiana	1/13/90
31	at McNeese State	1/3/86
9. 30	North Texas*	2/16/17
30	Texas State	11/30/13
30	at TCU	1/12/97
30	at Oregon	1/3/94
30	at Texas State	2/19/90
30	at Lamar	1/4/86
30	New Mexico State	12/3/85
30	at Hardin Simmons*+	2/2/85

## ASSISTS

AST	OPP	DATE
1. 33	Savannah State	11/22/08
2. 31	UT-Permian Basin+	12/15/06
3. 29	Texas State	12/17/10
4. 28	Tulsa*	2/7/10
5. 27	at UCF*	2/24/08
27	at UTPA	2/7/89
7. 26	WNMU+	11/17/16
26	at Tulane*	2/1/14
26	Mississippi Valley St.	12/14/08
26	East Carolina*	2/10/08
26	Arkansas-Pine Bluff	12/20/06
26	Montana State	12/22/03
26	at Portland State	2/28/89

## FEWEST TURNS OVERS COMMITTED

TO	OPP	DATE
1. 0	vs. UTPA	12/3/82
2. 5	Louisiana Tech*	1/30/16
5	East Carolina*	2/10/08
5	vs. UTSA	11/27/81
5. 6	at Weber State	11/28/18
6	Sam Houston State	12/28/12
6	at Wyoming	2/28/91
7. 7	Old Dominion*	2/25/16
7	New Mexico	12/2/15
7	UT-Permian Basin+	12/15/06
7	Wyoming	1/31/91

## MOST TURNS OVERS COMMITTED

TO	OPP	DATE
1. 41	at Houston*	11/27/01
2. 40	at Houston	12/18/87
3. 37	vs. Grambling State	12/5/98
4. 35	Western New Mexico+	12/8/88
5. 34	at No. 25 Arizona	11/29/04
34	New Mexico	11/19/99
34	at Texas State	2/7/87
34	at New Mexico State	11/24/84
9. 33	at Tulane*	1/30/11
33	at San Diego State	1/25/96
33	at McNeese State	12/18/95
33	at UC-Irvine	12/2/95
33	at New Mexico State	12/2/93

## MOST TURNS OVERS FORCED

TO	OPP	DATE
1. 39	UTSA	1/8/90
2. 38	Christian Brothers+	11/27/94
3. 37	UTPA	12/22/96
4. 36	St. Mary's	11/10/06
36	Southern Utah	2/3/90
6. 34	Kansas State	11/16/13
34	Tulsa*	1/18/97
8. 33	Houston Baptist	11/15/15
33	vs. Texas Southern	11/22/12
33	Prairie View A&M	12/12/06

## OTHER GAMES OF AT LEAST 30 TO'S FORCED

11. 32	East Carolina*	2/22/14
32	TXA&M Kingsville+	12/9/89
32	at UTSA	2/5/87
14. 31	UTPB+	12/14/15
31	NM State	11/18/98
31	at UTSA	2/17/90
31	Lamar	1/4/89
31	NM State	12/12/84
31	vs. Arizona	11/25/83
20. 30	Charlotte*	2/27/16
30	Northern Colorado	11/27/13
30	vs. UAPB	11/30/07
30	Sul Ross State	11/30/98
30	vs. Grambling State	12/05/95
30	NM State	11/26/95
30	TCU	12/12/92
30	Southern Utah	12/29/88
30	UT-Pan American	1/4/88
30	San Diego State	12/29/87
30	Oral Roberts	1/27/89

## BLOCKS

BLK	OPP	DATE
1. 13	Memphis*	2/10/07
13	at New Mexico State	12/15/79
3. 12	Houston Baptist	11/30/16
12	UCF*	2/19/09
12	Louisiana-Lafayette	12/10/06
6. 11	Texas State	2/18/85
11	vs. Auburn	12/11/81
11	New Mexico State	11/16/81
9. 10	vs. Belmont	12/21/13
10	Alcorn State	11/22/10
10	at SMU*	1/31/08
10	Prairie View A&M	12/12/06
10	Hawaii*	2/19/05
10	UT-Dallas+	11/20/04

# UTEP SINGLE-GAME RECORDS

## MOST POINTS SCORED (GAME)

PTS	OPP	DATE
1. 115	Colorado State* (W, 115-104)	2/9/80
2. 107	UTPB+ (W, 107-43)	12/15/06
107	at Fort. Bliss+ (W, 107-37)	11/28/76
4. 105	USM* (W, 105-87)	2/21/09
105	vs. TX Luth.+ (W, 105-90)	12/4/82
6. 103	Savannah St. (W, 103-46)	11/22/08
103	UTPB+ (W, 103-61)	12/21/05
8. 100	Sul Ross State+ (W, 100-66)	12/3/76
9. 98	HBU (W, 98-63)	11/15/15
10.97	Tulsa* (W, 97-66)	1/11/14

## OTHER GAMES SCORED MORE THAN 90 POINTS

11.96	UAPB (W, 96-67)	12/20/06
96	Florida A&M (W, 96-55)	1/4/92
96	Oral Roberts (W, 96-66)	2/15/89
96	Fort Bliss+ (W, 96-19)	11/10/77
15.94	Charlotte* (W, 94-91, 2OT)	2/27/16
94	NM State (W, 94-69)	11/12/13
94	Texas State (W, 94-57)	12/17/10
18.93	vs. ECU (W, 93-79, OT)	12/17/17
93	WNMU+ (W, 93-46)	11/17/16
93	Hardin-Simmons+ (W, 93-52)	11/29/96
93	vs. ACU+ (W, 93-70)	12/7/79
18.92	at CSUF (W, 92-91, 2OT)	12/29/17
92	NAU (W, 92-43)	11/22/13
92	vs. WKU (W, 92-60)	3/22/08
92	vs. USM* (W, 92-79)	3/08/12
92	ENMU+ (W, 92-54)	1/13/87
92	Hardin-Simmons* (W, 92-77)	2/16/85
92	vs. Schreiner College+ (W, 92-67)	11/16/79
25.91	Howard Payne+ (W, 91-78)	1/24/87
26.90	Fresno State* (W, 90-68)	1/11/03

## FEWEST POINTS SCORED (GAME)

PTS	OPP	DATE
1. 28	at Tulsa* (L, 28-64)	1/27/00
2. 31	at Rice* (L, 31-84)	2/1/07
31	SMU* (L, 31-66)	1/20/00
31	at Hawaii* (L, 31-68)	1/7/99
5. 32	at Rice* (L, 32-83)	1/27/06
32	at TXA&MCC (L, 32-69)	12/6/01
7. 35	New Mexico (L, 35-59)	11/30/17
8. 36	Hawaii* (L, 36-65)	2/3/00
9. 37	New Mexico (L, 37-87)	11/30/00
37	at Wyoming (L, 37-46)	1/14/77

## MOST POINTS ALLOWED (GAME)

PTS	OPP	DATE
1. 124	at Texas (L, 48-124)	11/17/78
2. 116	at SDSU (L, 59-116)	1/4/84
3. 111	at BYU* (L, 59-111)	1/2/82
4. 109	at BYU* (L, 58-109)	2/2/79
5. 108	at #6 La. Tech* (L, 54-108)	2/27/03
108	at BYU* (L, 87-108)	2/19/81
7. 106	at Colorado* (L, 42-106)	2/10/79
8. 105	at SDSU (L, 72-105)	12/10/82
9. 104	Colorado State* (W, 115-104)	2/9/80
10.103	at Texas Tech (L, 58-103)	1/4/83

## OTHER GAMES ALLOWED 100+ POINTS

11.102	vs. Ga. Tech (L, 77-102)	12/20/13
12.100	at Houston (L, 52-100)	11/27/01
100	vs. S. Carolina (L, 60-100)	11/28/97
100	at Colo. St.* (L, 49-100)	1/13/96
100	at Texas State (L, 77-100)	2/7/87
100	at Wyoming* (L, 78-100)	1/12/80

## FEWEST POINTS ALLOWED (GAME)

PTS	OPP	DATE
1. 19	Fort Bliss+ (W, 96-19)	11/10/77
2. 20	Beaumont+ (W, 58-20)	1/15/75
20	at Beaumont+ (W, 58-20)	12/13/74
4. 25	Fort Bliss+ (W, 66-25)	1/27/75
5. 26	Beaumont+ (W, 67-26)	1/29/75
6. 27	NM State (W, 63-27)	11/29/11
7. 28	WNMU+ (W, 73-28)	12/9/76
8. 29	Sul Ross St.+ (W, 54-29)	11/30/98
9. 30	at Sul Ross St.+ (W, 67-30)	1/15/78
32	UTPB+ (W, 86-32)	12/14/15
32	at UTSA (W, 54-32)	1/11/93

## OTHER GAMES FEWER THAN 40 POINTS ALLOWED

12.33	vs. Samford (W, 46-33)	12/21/17
33	UTPA (W, 68-33)	12/22/96
14.35	Tulsa* (W, 50-35)	1/31/13
35	vs. CS Northridge (W, 57-35)	12/12/87
16.36	UT Dallas+ (W, 75-36)	11/20/04
36	Sul Ross State+ (W, 84-36)	12/30/00
36	UTPA (W, 58-36)	12/15/90
19.37	at New Mexico* (W, 52-37)	3/1/95
37	Bellhaven+ (W, 72-37)	11/27/93
37	UTPA (W, 67-37)	1/7/89
37	Sul Ross St.+ (W, 67-37)	11/29/87
23.38	at UTPA (W, 65-38)	2/8/88
38	UCF* (W, 67-38)	1/29/12

38	Fresno State* (W, 45-38)	2/12/04
26.39	Kansas State (W, 84-39)	11/16/13
39	Hawaii* (W, 44-39)	1/22/04
39	Central Arizona+ (W, 47-39)	2/19/77

## MOST POINTS SCORED (HALF)

PTS	OPP (HALF)	DATE
1. 65	Colorado State* (2nd)	2/9/80
2. 58	at Tulane* (2nd)	2/1/14
58	Southern Miss* (2nd)	1/22/14
58	Savannah State+ (2nd)	11/22/08
58	at Fort Bliss+ (2nd)	11/28/76
6. 56	UTPB+ (1st)	12/15/06
56	Hardin-Simmons+ (2nd)	11/29/96
56	ENMU+ (2nd)	1/13/87
9. 55	NM State (2nd)	11/12/13
55	Southern Miss* (1st)	2/21/09
55	vs. Texas Lutheran+ (1st)	12/4/82
55	Sul Ross State+ (2nd)	12/3/76

## MOST POINTS SCORED (FIRST HALF)

PTS	OPP	DATE
1. 56	UTPB+	12/15/06
2. 55	Southern Miss*	2/21/09
55	vs. Texas Lutheran+	12/4/82
4. 54	Arkansas Pine Bluff	12/20/06
5. 52	Tulsa*	1/18/97
6. 51	UTPB+	12/21/05
7. 50	Tulsa*	1/11/14
50	vs. NW State	12/1/02
50	Oral Roberts	2/15/89
50	Colorado State*	2/9/80

## MOST POINTS SCORED (SECOND HALF)

PTS	OPP	DATE
1. 65	Colorado State*	2/9/80
2. 58	at Tulane*	2/1/14
58	Southern Miss*	1/22/14
58	Savannah State+	11/22/08
58	at Fort Bliss+	11/28/76
6. 56	Hardin-Simmons+	11/29/96
56	Eastern New Mexico+	1/13/87
8. 55	NM State	11/12/13
55	Sul Ross State+	12/3/76
10.54	East Carolina	1/13/13
54	vs. Western Kentucky	3/22/0

## FEWEST POINTS SCORED (HALF)

PTS	OPP (HALF)	DATE
1. 8	at Rice* (1st)	2/1/07
2. 10	at New Mexico* (1st)	2/20/97
3. 11	at Fresno State* (1st)	2/6/03
11	at Tulsa* (1st)	1/27/00
11	vs. FIU (1st)	11/27/98
11	at Texas Tech (1st)	1/4/96
7. 12	at SMU* (1st)	1/29/04
8. 13	at Rice* (1st)	1/27/06
13	Fresno State* (1st)	2/12/04
13	at Kansas (1st)	12/7/03
13	New Mexico (1st)	11/23/01
13	Hawaii* (1st)	2/3/00
13	at San Diego State* (1st)	2/29/92
13	at Texas State (2nd)	2/19/90
13	Texas State (2nd)	12/13/89
13	at Northern Ariz. (1st)	12/13/85

## FEWEST POINTS SCORED (FIRST HALF)

PTS	OPP	DATE
1. 8	at Rice*	2/1/07
2. 10	at New Mexico*	2/20/97
3. 11	at Texas Tech	1/4/96
11	vs. Fla. International	11/27/98
11	at Tulsa*	1/27/00
11	at Fresno State*	2/6/03
7. 12	at SMU*	1/29/04
8. 13	at Northern Arizona	12/13/85
13	at San Diego State*	2/29/92
13	Hawaii*	2/3/00
13	New Mexico	11/23/01
13	at Kansas	12/7/03
13	Fresno State*	2/12/04
13	at Rice*	1/27/06

## FEWEST POINTS SCORED (SECOND HALF)

PTS	OPP	DATE
1. 13	New Mexico	11/30/17
13	at Texas State	2/19/90
13	Texas State	12/13/89
4. 14	at BYU*	1/28/99
5. 15	Marshall*	1/31/19
15	at San Diego State*	1/22/97
15	SMU*	1/20/00
16	Creighton	2/15/92
9. 17	at Rice*	1/12/19
17	at UCF*	1/15/06
17	at Tulsa*	1/16/03

17	at Tulsa*	1/27/00
17	vs. TCU*	3/1/99
17	at Hawaii*	1/7/99
17	at San Diego State*	1/25/96
17	NM State	12/3/85

## MOST POINTS SCORED (QUARTER)

PTS	OPP (QTR)	DATE
1. 36	Houston Baptist (1)	11/15/15
2. 32	WNMU+ (1)	11/17/16
3. 31	FIU* (3)	2/25/17
31	Houston Baptist (3)	11/15/15
5. 30	CSU Bakersfield (4)	11/11/17
30	Marshall* (2)	1/28/17
7. 29	Marshall* (1)	1/31/19
29	WKU (4)	3/3/18
29	Hampton (1)	11/22/15
10.28	UTSA* (4)	2/23/19
28	vs. WIU (3)	12/20/18
28	FIU* (1)	2/25/17

## FEWEST POINTS SCORED (QUARTER)

PTS	OPP (QTR)	DATE
1. 4	Middle Tennessee*	1/19/19
4	at ODU* (4)	2/17/18
4	vs. Samford (4)	12/21/17
4	New Mexico (3)	11/30/17
5. 5	Marshall* (3)	1/31/19
5	at Tulsa (1)	12/29/18
5	at Rice* (2)	1/28/18
5	at CS Fullerton (4)	12/29/17
5	at Tulane (2)	12/22/17
5	vs. LSU (3)	11/24/16

## MOST POINTS ALLOWED (QUARTER)

PTS	OPP (QTR)	DATE
1. 35	at UTSA* (1)	1/21/17
2. 30	UAB* (4)	2/2/18
3. 29	at UAB* (1)	3/2/19
4. 28	at Middle Tennessee* (4)	2/4/17
28	at New Mexico (2)	12/11/16
6. 27	vs. Southern Miss (3)	3/7/18
27	Texas Southern (2)	11/13/16
27	at UTSA* (4)	3/3/16
27	Middle Tennessee* (4)	1/7/15
10.26	Portland State (1)	12/9/18
26	Florida Atlantic* (2)	1/18/18
26	North Texas* (2)	2/16/17
26	at LA Tech* (4)	2/20/16
26	at Marshall* (4)	2/4/16
26	vs. UNLV (4)	12/19/15

## FEWEST POINTS ALLOWED (QUARTER)

PTS	OPP (QTR)	DATE
1. 3	Arkansas (1)	11/24/17
3	UTPB+ (2)	12/14/15
3. 4	vs. Samford (1)	12/21/17
4	UCR (1)	11/9/19
4	FAU* (2)	2/23/17
6. 5	vs. Samford (1)	12/21/17
5	CSU Bakersfield (1)	11/11/17
5	WNMU+ (3)	11/17/16
5	FAU* (3)	2/13/16
5	UTPB+ (4)	12/14/15

## LARGEST LEAD AT HALFTIME

PTS	OPP	DATE
1. 44	UTPB+ (W, 107-43)	12/15/06
2. 34	ENMU+ (W, 87-44)	12/1/08
34	Sul Ross State+ (W, 84-36)	12/30/00
34	Ft. Bliss+ (W, 96-19)	11/10/77
5. 33	PVAMU (W, 86-48)	12/20/14
33	Kansas State (W, 84-39)	11/16/13
7. 30	UTPA (W, 77-41)	1/4/88
8. 29	UAPB (W, 96-67)	12/20/06
9. 25	NAU (W, 92-43)	11/22/13
25	ENMU+ (W, 71-34)	12/8/12
25	at Fort Bliss+ (W, 107-37)	11/28/76

## LARGEST DEFICIT AT HALFTIME

PTS	OPP	DATE
1. 42	at Rice*	2/1/07
42	vs. Penn State	11/19/87
3. 39	New Mexico	11/23/01
4. 37	at La. Tech*	1/5/02
5. 35	at Arizona State	11/22/85
6. 33	Middle Tennessee*	1/19/19
33	at No. 6 La. Tech*	2/27/03
8. 32	vs. Auburn	12/11/81
9. 31	at Colorado State*	2/11/82
10.30	vs. FIU	11/27/98
30	at Houston	12/18/87
30	at San Diego State	1/4/84

## LARGEST MARGIN OF VICTORY

PTS	OPP	DATE
1. 77	Ft. Bliss+ (96-19)	11/10/77
2. 70	at Ft. Bliss+ (107-37)	11/28/76
3. 64	UTPB+ (107-43)	12/15/06
4. 57	Savannah State+ (103-46)	11/22/08
5. 54	UTPB+ (86-32)	12/14/15
6. 49	NAU (92-43)	11/22/13
7. 48	Sul Ross State+ (84-36)	12/30/00
8. 47	WNMU+ (93-46)	11/17/16
9. 46	UTPA (80-34)	1/2/06
10.45	Kansas State (84-39)	11/16/13
45	WNMU+ (73-28)	12/9/76

## OTHER WINS BY 35+ POINTS

12.44	Houston* (87-43)	1/22/12
13.43	ENMU+ (87-44)	12/1/08
14.42	UTPB+ (103-61)	12/21/05
42	Montana State (83-41)	12/22

# UTEP INDIVIDUAL SINGLE-GAME RECORDS

## POINTS

PTS	NAME	OPP	DATE
1. 40	Holly Russ	UTSA	2/19/91
2. 37	Holly Russ	Baylor	12/17/91
3. 36	Kayla Thornton	vs. Belmont	12/21/13
4. 35	Kiana Taylor	South Carolina	11/28/97
35	Holly Russ	San Diego State*	1/19/91
6. 34	Sparkle Taylor	Rice*	2/18/17
34	Sparkle Taylor	North Texas*	2/16/17
34	Amy Pack	Sul Ross State	12/30/00
34	Lenore Dembs	Hardin-Simmons	2/16/85
34	Be Stoney	BYU*	1/30/80

## OTHER 30+ POINT GAMES

11. 33	Jareica Hughes	Rice*	3/7/08
33	Amy Pack	San Jose State*	2/5/00
33	Holly Russ	Wichita State	12/1/90
14. 32	Sparkle Taylor	vs. Old Dominion	3/8/16
32	Kayla Thornton	at Memphis*	2/24/13
16. 31	Jenzel Nash	Charlotte*	2/27/16
31	Gloria Estrada	NMSU*	1/29/77
18. 30	Tamara Seda	at CS Fullerton	12/29/17
30	Donna Stoney	Henderson	11/21/81

## MOST POINTS SCORED (QUARTER)

PTS (QTR)	NAME	OPP	DATE
1. 18 (3)	Sparkle Taylor	Northern Arizona	11/11/16
2. 14 (1)	Zuzanna Puc	Marshall*	1/31/19
14 (4)	Najala Howell	at UTSA*	2/4/18
14 (2)	Cameasha Turner	at WKU*	2/6/16
14 (2)	Lulu McKinney	UNM	12/2/15
<b>6. 13 (2)</b>	<b>Katarina Zec</b>	<b>at CSU Fullerton</b>	<b>12/30/17</b>
13 (1)	Najala Howell	at UC Riverside	12/30/17
13 (4)	Najala Howell	Houston Baptist	12/2/17
13 (3)	Sparkle Taylor	North Texas*	2/16/17
13 (3)	Sparkle Taylor	WKU*	1/26/17
13 (3)	Sparkle Taylor	UTSA*	1/1/17
13 (3)	Jenzel Nash	at La Tech*	2/20/16

## FIELD GOALS MADE

FGM	NAME	OPP	DATE
1. 16	Lenore Dembs	Hardin-Simmons	2/16/85
2. 14	Heidi Walker	PVAMU	11/21/99
14	Kiana Taylor	South Carolina	11/28/97
14	Holly Russ	UT-San Antonio	2/19/91
14	Holly Russ	San Diego State	1/19/91
14	Kris Hudson	Texas Lutheran	12/4/82
14	Donna Stoney	Henderson State	11/21/81
14	Gloria Estrada	NMSU	1/29/77
9. 13	Sparkle Taylor	vs. Old Dominion	3/8/16
13	Kayla Thornton	vs. Belmont	12/21/13
13	Lisa Watson	AK-Anchorage	2/26/89
13	Traci Miller	Arkansas State	12/6/86
13	Carolyn Prince	at TXAM Kingsville	12/5/80

## FIELD GOALS ATTEMPTED

FGA	NAME	OPP	DATE
1. 31	Holly Russ	UT-San Antonio	2/19/91
2. 30	Holly Russ	Creighton	2/21/91
3. 29	Jenzel Nash	Charlotte*	2/27/16
29	Holly Russ	Creighton	1/26/91
5. 28	Holly Russ	Utah	2/20/92
28	Holly Russ	Weber State	11/30/91
28	Traci Miller	Arkansas State	12/6/86
28	Lenore Dembs	Hardin-Simmons	2/16/85
9. 27	Holly Russ	San Diego State	2/16/91
27	Holly Russ	San Diego State	1/19/91
27	Holly Russ	Wichita State	12/1/90

## FIELD GOAL PERCENTAGE (MINIMUM 7 MADE)

FG%	NAME	OPP	DATE
1. 100	Ana Valtierra	Fresno State	1/11/03
100	Kiana Taylor	New Mexico	1/24/98
100	Kevia Ford	Wyoming	2/25/95
100	Kevia Ford	Texas Southern	1/18/94
100	Michelle Roper	Wyoming	3/6/93
100	Donetta Yellets	UT-San Antonio	2/5/87
7. 93.3	Donna Stoney	Henderson state	11/21/81
8. 90.0	Jareica Hughes	Tulane	1/12/08
90.0	Janet Brunson	NMSU	1/13/84
10. 88.9	Heidi Walker	UL-Lafayette	11/19/00
88.9	Kiana Taylor	UCF	12/18/97
88.9	T.D. Foster	Southeast Louisiana	2/24/90

## THREE-POINTERS MADE

3PM	NAME	OPP	DATE
1. 7	Dietra Caldwell	Toledo	11/24/09
7	Sviatlana Trukshamina	Tulsa	12/2/09
7	Holly Russ	UT-San Antonio	2/19/91
4. 6	Lulu McKinney	New Mexico	12/2/15
6	Kelli Willingham	at UAB	1/8/14
6	Kayla Thornton	at Memphis	2/24/13
6	Sviatlana Trukshamina	TX Southern	12/13/09
6	Jareica Hughes	Toledo	11/24/09
6	Dietra Caldwell	UCF	2/19/09

6	Dietra Caldwell	SSVU	11/22/08
6	Romie DeAnda	San Jose State	3/6/03
6	Kia Dowell	at Kansas	11/24/02
6	Kimya Murray	SMU	3/5/02
6	Amy Billhymer	Tulsa	1/17/97
6	Jill Lewis	NMSU	12/16/93
6	Laura Walker	NMSU	12/21/92

## THREE-POINTERS ATTEMPTED

3PA	NAME	OPP	DATE
1. 16	Amy Billhymer	Illinois-Chicago	12/19/96
2. 15	Laura Walker	NMSU	12/21/92
3. 14	Kimya Murray	SMU	3/5/02
4. 13	Kayla Thornton	at Memphis	2/24/13
13	Amy Billhymer	TCU	1/12/97
13	Amy Billhymer	BYU	1/29/94
13	Holly Russ	UT-San Antonio	2/19/91
13	Holly Russ	San Diego State	2/16/91
13	Terri Powell	U.S. International	2/14/88

## THREE-POINT PERCENTAGE

3FG%	NAME	OPP	DATE
1. 100.0 (5-5)	Najala Howell	at UC Riverside	12/30/17
<b>100.0 (4-4)</b>	<b>Katarina Zec</b>	<b>UC Riverside</b>	<b>11/9/19</b>
100.0 (4-4)	Timika Williams	vs. Missouri State	12/4/09
100.0 (4-4)	Briana Green	at Tulane*	1/18/09
100.0 (4-4)	Shalana Taylor	ULL	12/10/06
100.0 (4-4)	Ana Valtierra	SMU*	1/8/06
100.0 (4-4)	Laura Walker	Baylor	12/2/92
7. 85.7 (6-7)	Sviatlana Trukshamina	Texas Southern	12/13/09
8. 83.3 (5-6)	Jareica Hughes	Tulane*	1/12/08
83.3 (5-6)	Ana Valtierra	Nevada*	2/14/04
83.3 (5-6)	Terri Powell	San Diego State	12/29/87

## FREE THROWS MADE

FTM	NAME	OPP	DATE
1. 17	Gloria Brown	at Southern Miss	1/26/12
2. 14	Amy Pack	San Jose State	1/2/01
14	Holly Russ	UT-Pan American	1/21/91
14	Sonya Howell	Southeast La.	2/24/90
5. 13	Kayla Thornton	East Carolina	2/22/14
13	Amy Pack	Tulsa	1/21/01
13	Amy Pack	Nevada	1/5/01
8. 12	Gloria Brown	East Carolina	1/6/11
12	Noni Wharemate	San Jose State	3/6/03
12	Amy Pack	at UTSA	11/24/00
12	Shani Dinwiddie	Rice	2/15/97
12	Kanequa Chancellor	NMSU	11/26/96
12	Kiana Taylor	BYU	1/29/94
12	Shenita Waddell	Wyoming	3/10/93
12	Holly Russ	Baylor	12/17/91
12	Tracy Miller	Oregon State	12/21/86
12	Dawn Coy	Oregon State	12/21/86

## FREE THROWS ATTEMPTED

FTA	NAME	OPP	DATE
1. 19	Gloria Brown	at Southern Miss	1/26/12
19	Amy Pack	San Jose State	1/2/01
19	Kiana Taylor	BYU	1/29/94
4. 18	Marta Dydek	San Jose State	2/17/05
18	Amy Pack	Nevada	1/5/01
18	Sonya Howell	Southeast La.	2/24/90
18	Tonie Greene	Okla. City Univ	1/21/84
8. 17	Amy Pack	San Jose State	1/12/01
17	Marcella Lopez	West Texas State	2/18/85
16	Anete Steinberga	East Carolina	1/6/11
16	Fannie Goodwin	vs. Marshall	3/6/09
16	Amy Pack	Tulsa	1/21/01

## FREE THROW PERCENTAGE (MINIMUM 9 MADE)

FT%	NAME	OPP	DATE
1. 100.0 (9-9)	Najala Howell	at FIU*	1/5/17
100.0 (10-10)	Najala Howell	vs. East Carolina	12/17/17
100.0 (9-9)	Sparkle Taylor	at FIU*	1/12/17
100.0 (9-9)	Starr Breedlove	TCU	3/24/16
100.0 (10-10)	Cameasha Turner	Marshall*	1/24/15
100.0 (10-10)	Kayla Thornton	vs. Belmont	12/21/13
100.0 (12-12)	Gloria Brown	East Carolina*	1/6/11
100.0(11-11)	Jareica Hughes	vs. Rice	3/7/08
100.0(12-12)	Ingrid Goslin	San Jose State*	3/6/03
100.0 (9-9)	Kim Daniel	UTA	12/30/98
100.0 (9-9)	Cabora Mack	BYU*	2/3/96

## REBOUNDS

RB	NAME	OPP	DATE
1. 20	Kanequa Chancellor	SE Missouri State	11/29/97
20	Kayla Thornton	Tulsa	1/11/14
3. 19	Gloria Brown	at Southern Miss	1/26/12
19	Chamette Phelps	UAB	1/22/06
5. 18	Kayla Thornton	Tulane	2/1/14
18	Christhauna Parker	vs. UAB	3/14/13
18	Monica Ramirez	Colorado State	1/15/94
18	Marcella Lopez	West Texas State	2/18/85
18	Tonie Greene	Eastern NM	2/17/83
18	Tonie Greene	Central Arizona	2/12/83

## OTHERS WITH 17 REBOUNDS

11. 17	Tamara Seda	Southern Miss*	1/7/17
17	Tamara Seda	CSUB	12/28/16
17	Anete Steinberga	Tulane	3/8/13
17	Gloria Brown	Tulane*	2/13/11
17	Dragana Zoric	Houston*	12/4/02
17	Dragana Zoric	Houston*	12/4/02
17	DaTechia Specht	Fort Lewis	11/25/97
17	Kevia Ford	New Mexico	3/1/95
17	Charsa Palomare	San Diego State	1/19/91
17	Charsa Palomare	UT-Pan American	12/15/90
17	Charsa Palomare	Loyola Marymount	2/8/90
17	Charsa Palomare	NMSU	11/28/89
17	Vernita Gant	New Mexico	11/29/86

## ASSISTS

AST	NAME	OPP	DATE
1. 13	Jareica Hughes	at SMU	1/15/10
13	Shalana Taylor	at Illinois State	12/19/04
3. 12	Shalana Taylor	SMU	1/27/05
12	Martha Contreras	Southern Colorado	1/31/88
5. 11	Kelli Willingham	CS Northridge	12/3/10
11	Jareica Hughes	Southern Miss	2/21/09
11	Tiffney Touton	at SMU	1/3/02
11	Christina Mata	SJSU	2/5/00
9. 10	Dietra Caldwell	Tulsa	2/7/10
10	Briana Green	UCF	1/24/10
10	Briana Green	SVSU	11/22/08
10	Jareica Hughes	NMSU	12/8/07
10	Jareica Hughes	PVAMU	12/12/06
10	Shalana Taylor	Hawaii	2/19/05
10	Shalana Taylor	Northern Colorado	12/17/04
10	Terri Pedregon	Wyoming	2/25/95
10	Sonya Howell	Wichita State	12/10/84
10	Heather Estey	Loyola-Marymount	1/9/87
10	Heather Estey	Loyola-Marymount	1/29/85
10	Teri Staker	New Mexico	1/14/85

## STEALS

STL	NAME	OPP	DATE
1. 10	Sonya Howell	UT-San Antonio	2/17/90
2. 8	Cameasha Turner	UAB	1/10/16
8	Natasha Lacy	Southern Miss	3/8/08
8	Terri Pedregon	Texas Tech	12/7/94
8	Martha Contreras	UT-San Antonio	2/5/87
8	Chris Hall	Eastern N.M.	1/13/87
7. 7	Starr Breedlove	FAU*	2/13/16
7	Christhauna Parker	Kansas State	1/16/16
<b>7</b>	<b>Jenzel Nash</b>	<b>at Tulane</b>	<b>1/15/12</b>
7	Natasha Lacy	Houston	2/14/08
7	Natasha Lacy	Western Kentucky	3/22/08
7	Jareica Hughes	Tulsa	2/2/08
7	Kimya Murray	Louisiana Tech	1/31/02
7	Terri Pedregon	Christian Brothers	11/27/94
7	Norma Sierra	UT-San Antonio	1/6/89
7	Martha Contreras	Colorado State	1/23/88
7	Kris Hudson	at NMSU	2/19/83

## BLOCKS

BLK	NAME	OPP	DATE
1. 10	Izabela Piekarska	ULL	12/10/06
10	Kim Watts	Auburn	12/11/81
3. 9	Kim Watts	at NM State	12/15/79
4. 8	Gloria Brown	at NM State	11/16/11
5. 7	Fannie Goodwin	UCF	2/19/09
7	Izabela Piekarska	Tulane	11/25/05
7. 6	Gloria Brown	Tulane	2/13/11
6	Gloria Brown	Houston	1/16/11
6	Izabela Piekarska	SMU	1/31/08
6	Izabela Piekarska	Memphis	2/10/07
6	Marta Dydek	at Louisiana Tech	2/24/05
6	Marta Dydek	Fresno State	1/15/05
6	Donetta Yellets	SW Texas State	2/7/87
6	Marcella Lopez	West Texas State	2/18/85
6	Kim Watts	Colorado State	1/30/82
6	Kim Watts	Wyoming	1/29/82
6	Kim Watts	at Utah	1/4/82
6	Kim Watts	Marquette	12/12/81
6	Kim Watts	Juarez	12/5/81

## TURNOVERS

TO	NAME	OPP	DATE
1. 15	Holly Russ	Lamar	1/3/91
2. 13	Selina Thomas	West Texas State	2/4/85
3. 11	Kristi Lattin	Grambling State	12/5/98
11	LaShonda Gray	Grambling State	12/5/98
11	Holly Russ	San Diego State	2/16/91
11	Liz Rayas	Northern Arizona	3/4/86
7. 10	Amy Pack	SMU	1/19/01
10	Terri Pedregon	NMSU	12/2/93
10	Holly Russ	TCU	11/23/91
10	Sonya Howell	Wichita State	12/10/88

Bold denotes active players



# UTEP CAREER RECORDS

## GAMES PLAYED

PLAYER	YEARS	GP
1. Kristine Vitola	2009-14	134
2. Kayla Thornton	2010-14	128
3. Kelli Willingham	2010-14	126
4. Sparkle Taylor	2013-17	125
5. Cameasha Turner	2012-16	124
6. Chrishauna Parker	2011-16	122
7. Timika Williams	2006-10	120
8. Izabela Piekarska	2004-08	119
9. Kasia Krezel	2004-08	117
10. Ana Valtierra	2002-07	116

## OTHER MINERS 70+ GP

11. Jareica Hughes	2006-10	115
12. Norma Sierra	1988-92	113
13. Terri Pedregon	1991-95	110
14. Anete Steinberga	2009-13	106
15. Amy Billhymmer	1993-97	105
16. Kiana Taylor	1993-96, 97-98	105
17. Kristi Lattin	1995-99	104
18. Cabora Mack	1992-96	104
19. Kris Hudson	1981-85	104
20. Kim Watts	1978-82	104
21. Charmette Phelps	2003-07	103
22. Kim Daniel	1995-99	102
23. Kanequa Chancellor	1994-98	102
24. Jenzel Nash	2011-16	100
25. Jonna Launiainen	2003-07	97
26. Tamara Seda	2015-18	96
27. Sviatlana Trukshanina	2007-11	96
28. Chris Hall	1985-89	96
29. Briana Green	2008-12	95
30. Irene Gari	2012-15	95
31. Ingrid Goslin	2002-06	93
32. Lulu McKinney	2014-17	92
33. Zuzanna Puc	2016-19	91
34. Donna Stoney	1979-82	90

PLAYER	YEARS	MP
1. Jareica Hughes	2006-10	3,777
2. Kelli Willingham	2010-14	3,719
3. Ana Valtierra	2002-07	3,584
4. Kayla Thornton	2010-14	3,456
5. Terri Pedregon	1991-95	3,272
6. Timika Williams	2006-10	3,183
7. Kasia Krezel	2004-08	2,999
8. Norma Sierra	1988-92	2,992
9. Cameasha Turner	2012-16	2,962
10. Chrishauna Parker	2011-16	2,957

11. Dietra Caldwell	2008-11	2,806
12. Izabela Piekarska	2004-08	2,712
13. Kristine Vitola	2009-14	2,656
14. Kiana Taylor	1993-96, 97-98	2,577
15. Christina Mata	1999-01	2,569
16. Lulu McKinney	2014-17	2,540

## OTHER MINERS 50+ WINS

17. Katarina Zec	2016-	2,489
18. Sparkle Taylor	2013-17	2,441
19. Tamara Seda	2015-18	2,339
20. Amy Billhymmer	1993-97	2,314
21. Anete Steinberga	2009-13	2,250
22. Zuzanna Puc	2016-19	2,204
23. Angie McGee	2002-05	2,190
24. Briana Green	2008-12	2,179
25. Chris Hall	1985-89	2,074
26. Jenzel Nash	2011-16	2,023
27. Kristi Lattin	1995-99	2,017
28. Charmette Phelps	2003-07	2,016

## TOTAL MINUTES PLAYED

PLAYER	YEARS	MP
1. Jareica Hughes	2006-10	3,777
2. Kelli Willingham	2010-14	3,719
3. Ana Valtierra	2002-07	3,584
4. Kayla Thornton	2010-14	3,456
5. Terri Pedregon	1991-95	3,272
6. Timika Williams	2006-10	3,183
7. Kasia Krezel	2004-08	2,999
8. Norma Sierra	1988-92	2,992
9. Cameasha Turner	2012-16	2,962
10. Chrishauna Parker	2011-16	2,957

## OTHER MINERS 2,000+ MP

11. Dietra Caldwell	2008-11	2,806
12. Izabela Piekarska	2004-08	2,712
13. Kristine Vitola	2009-14	2,656
14. Kiana Taylor	1993-96, 97-98	2,577
15. Christina Mata	1999-01	2,569
16. Lulu McKinney	2014-17	2,540

## FIELD GOALS MADE

PLAYER	YEARS	FG
1. Kayla Thornton	2010-14	600
2. Sparkle Taylor	2013-17	530
3. Jareica Hughes	2006-10	527
4. Be Stoney	1977-81	516
5. Izabela Piekarska	2004-08	495
6. Timika Williams	2006-10	442
7. Kiana Taylor	1993-96, 97-98	423
8. Kasia Krezel	2004-08	413
9. Anete Steinberga	2009-13	405
10. Holly Russ	1990-92	380

## OTHER MINERS 225+ FGM

11. Lisa Watson	1987-89	379
12. Jenzel Nash	2011-16	370
13. Cameasha Turner	2012-16	363
14. Kris Hudson	1981-85	352
15. Kristi Lattin	1995-99	352
16. Kristine Vitola	2009-14	343
17. Kelli Willingham	2010-14	340
18. Zuzanna Puc	2016-19	337
19. Tamara Seda	2015-18	336
20. Chris Hall	1985-89	336
21. Norma Sierra	1988-92	332
22. Amy Billhymmer	1993-97	312
23. Monika Ramirez	1991-94	312

25. Dietra Caldwell	2008-11	306
26. Traci Miller	1985-87	293
27. Dragana Zoric	2001-03	289
28. Gloria Brown	2010-12	281
29. Chrishauna Parker	2011-16	277
30. Katarina Zec	2016-	276
31. Kanequa Chancellor	1994-98	276
32. Charmette Phelps	2003-07	271
33. Briana Green	2008-12	246
34. Donna Stoney	1979-82	245
35. Jill Lewis	1993-97	241
36. Charsa Palamore	1989-91	227

## FIELD GOALS ATTEMPTED

PLAYER	YEARS	FGA
1. Kayla Thornton	2010-14	1,387
2. Be Stoney	1977-81	1,329
3. Jareica Hughes	2006-10	1,291
4. Izabela Piekarska	2004-08	1,170
5. Sparkle Taylor	2013-17	1,145
6. Kasia Krezel	2004-08	1,114
7. Holly Russ	1990-92	1,058
8. Jenzel Nash	2011-16	1,036
9. Kelli Willingham	2010-14	1,002
10. Timika Williams	2006-10	973

## OTHER MINERS 800+FGA

11. Amy Billhymmer	1993-97	925
12. Lisa Watson	1987-89	909
13. Norma Sierra	1988-92	872
14. Kris Hudson	1995-97	864
15. Kiana Taylor	1993-96, 97-98	859
16. Cameasha Turner	2012-16	857
17. Lenore Dembs	1983-85	827
18. Kristi Lattin	1995-99	824

## FIELD GOAL PERCENT (MIN 20 MADE)

PLAYER	YEARS	FG%
1. Gloria Brown	2010-12	53.7
2. Michelle Roper	1991-93	51.2
3. Zuzanna Puc	2016-19	49.5
4. Tamara Seda	2015-18	49.4
5. Kiana Taylor	1993-96, 97-98	49.2
6. Heidi Walker	1999-01	48.4
7. Carolyn Prince	1979-81	48.0
8. Chrishauna Parker	2011-16	47.5
9. Shani Dinwiddie	1993-97	45.9
10. Timika Williams	2006-10	45.4

## THREE-POINT FIELD GOALS MADE

PLAYER	YEARS	3PM
1. Kelli Willingham	2010-14	215
2. Amy Billhymmer	1993-97	208
3. Dietra Caldwell	2008-11	182
4. Jareica Hughes	2006-10	142
5. Kasia Krezel	2004-08	138
6. Sviatlana Trukshanina	2007-11	116
7. Terri Powell	1987-89	109
8. Lulu McKinney	2014-17	107
9. Katarina Zec	2016-	99
10. Ana Valtierra	2002-07	97

## OTHER MINERS 50+ 3PM

11. Cameasha Turner	2012-16	91
12. Kayla Thornton	2010-14	89
13. Izabela Piekarska	2004-08	86
14. Kimya Murray	2001-02	80
15. Stacie Telles	2013-15	76
16. Jonna Launiainen	2003-07	75
17. Laura Walker	1992-93, 94-95	73
18. Briana Green	2008-12	72
19. Jill Lewis	1993-97	68
20. Holly Russ	1990-92	63
21. Romie DeAnda	2001-03	61
22. Timika Williams	2006-10	60
23. Najala Howell	2015-18	58
24. Angie McGee	2002-05	55
25. Kia Dowell	2002-04	51
26. Kim Daniel	1995-99	50

## THREE-POINT FIELD GOALS ATTEMPTED

PLAYER	YEARS	3PA
1. Amy Billhymmer	1993-97	642
2. Kelli Willingham	2010-14	619
3. Kasia Krezel	2004-08	480
4. Dietra Caldwell	2008-11	456
5. Jareica Hughes	2006-10	430
6. Lulu McKinney	2014-17	379

7. Kayla Thornton	2010-14	312
8. Cameasha Turner	2012-16	306
9. Terri Powell	1987-89	284
10. Katarina Zec	2016-	280

## OTHER MINERS 150+ 3PA

11. Sviatlana Trukshanina	2007-11	277
12. Laura Walker	1992-93, 94-95	261
13. Holly Russ	1990-92	240
14. Izabela Piekarska	2004-08	235
15. Jill Lewis	1993-94, 95-96	228
16. Jenzel Nash	2011-16	222
17. Christina Mata	1997-01	222
18. Terri Pedregon	1991-95	220
19. Stacie Telles	2013-15	218
20. Ana Valtierra	2002-07	215
21. Briana Green	2008-12	209
22. Kimya Murray	2001-02	206
23. Angie McGee	2002-05	195
24. Timika Williams	2006-10	193
25. Romie DeAnda	2001-03	178
26. Kim Daniel	1995-99	178
27. Irene Gari	2012-15	175
28. Najala Howell	2015-18	172
29. Kia Dowell	2002-04	166

## 3PT FG PERCENTAGE (MIN. 60 MADE)

PLAYER	YEARS	3FG%
1. Ana Valtierra	2002-07	46.7
2. Sviatlana Trukshanina	2007-11	41.9
3. Dietra Caldwell	2008-11	39.9
4. Kimya Murray	2001-02	38.8
5. Terri Powell	1987-89	38.4
6. Izabela Piekarska	2004-08	36.6
7. Kelli Willingham	2010-14	34.7
8. Briana Green	2008-12	34.4
9. Romie DeAnda	2001-03	34.4
10. Jareica Hughes	2006-10	33.0

## OTHER MINERS +32.0%

11. Amy Billhymmer	1993-97	32.4
--------------------	---------	------

## FREE THROWS MADE

PLAYER	YEARS	FTM
1. Kayla Thornton	2010-14	390
2. Jareica Hughes	2006-10	359
3. Amy Pack	1999-91	326
4. Kiana Taylor	1993-96, 97-98	286
5. Holly Russ	1990-92	273
6. Sparkle Taylor	2013-17	272
7. Cameasha Turner	2012-16	272
8. Kristi Lattin	1995-99	260
9. Chrishauna Parker	2011-16	257
10. Monica Ramirez	1991-94	253

## OTHER MINERS 150+FTM

11. Jenzel Nash	2011-16	237
12. Tamara Seda	2015-18	236
13. Chris Hall	1985-89	232
14. Kanequa Chancellor	1994-98	229
15. Be Stoney	1977-81	217
16. Anete Steinberga	2009-13	211
17. Kasia Krezel	2004-08	208
18. Lisa Watson	1987-89	207
19. Jill Lewis	1993-97	199
20. Gloria Brown	2010-12	194
21. Terri Pedregon	1991-95	191
22. Dawn Coy	1985-87	189
23. Lenore Dembs	1983-85	187
24. Ana Valtierra	2002-07	184
25. Kelli Willingham	2010-14	178
26. Izabela Piekarska	2004-08	175
27. Charmette Phelps	2003-07	169
28. Najala Howell	2015-18	168
29. Traci Miller	1985-87	161
30. Vaida Zagurskyte	2002-04	150

## FREE THROWS ATTEMPTED

PLAYER	YEARS	FTA
1. Kayla Thornton	2010-14	530
2. Jareica Hughes	2006-10	492
3. Kiana Taylor	1993-96, 97-98	467
4. Amy Pack	1999-91	436
5. Chrishauna Parker	2011-16	405
6. Kanequa Chancellor	1994-98	399
7. Holly Russ	1990-92	393
8. Monica Ramirez	1991-94	388
9. Sparkle Taylor	2013-17	380
10. Cameasha Turner	2012-16	373



# UTEP CAREER RECORDS

## OTHER MINERS 270+FTA

11. Kristi Lattin	1995-99	372
12. Tonietta Greene	1981-84	361
13. Tamara Seda	2015-18	356
14. Chris Hall	1985-89	343
15. Anete Steinberga	2009-13	341
16. Jenzel Nash	2011-16	334
17. Terri Pedregon	1991-95	291
18. Jill Lewis	1993-94, 95-97	290
19. Kristine Vitola	2009-14	285
20. Lisa Watson	1987-89	279
21. Kasia Krezel	2004-08	270

## FREE-THROW PERCENTAGE (MIN. 100 MADE) (must have concluded career)

PLAYER	YEARS	FT%
1. Gloria Brown	2010-12	80.8
2. Kelli Willingham	2010-14	78.8
Dragana Zoric	2001-03	78.8
4. Najala Howell	2015-18	78.5
5. Ana Valtierra	2002-07	78.3
6. Izabela Piekarska	2004-08	77.8
7. Noni Wharemate	2002-04	77.6
8. Kasia Krezel	2004-08	77.0
9. Kristine Vitola	2009-14	75.4
10. Amy Pack	1999-01	74.8

## SCORING

PLAYER	YEARS	PTS
1. Kayla Thornton	2010-14	1,679
2. Jareica Hughes	2006-10	1,555
3. Sparkle Taylor	2013-17	1,352
4. Izabela Piekarska	2004-08	1,251
5. Be Stoney	1977-81	1,249
6. Kasia Krezel	2004-08	1,172
7. Kiana Taylor	1993-96, 97-98	1,134
8. Cameasha Turner	2012-16	1,089
9. Timika Williams	2006-10	1,087
10. Kelli Willingham	2010-14	1,073

## OTHER MINERS 500+ PTS

11. Holly Russ	1990-92	1,068
12. Anete Steinberga	2009-13	1,024
13. Jenzel Nash	2011-16	1,023
14. Amy Pack	1999-01	968
15. Kristi Lattin	1995-99	966
Lisa Watson	1987-89	966
17. Kristine Vitola	2009-14	941
18. Amy Billhmer	1993-97	931
19. Chris Hall	1985-89	926
20. Tamara Seda	2015-18	909
21. Dietra Caldwell	2008-11	898
22. Monica Ramirez	1991-94	882
23. Lenore Dembs	1983-85	849
24. Zuzanna Puc	2016-19	834
25. Chrishauna Parker	2011-16	821
26. Norma Sierra	1988-92	804
27. Kanequa Chancellor	1994-98	781
<b>28. Katarina Zec</b>	<b>2016-</b>	<b>776</b>
29. Carolyn Prince	1979-81	771
30. Gloria Brown	2010-12	761
31. Kris Hudson	1981-85	756
32. Jill Lewis	1993-94, 95-96	749
33. Traci Miller	1985-87	747
34. Dragana Zoric	2001-03	738
35. Ana Valtierra	2002-07	714
36. Charnette Phelps	2003-07	711
37. Jeanine Brown Warren	1980-82	667
38. Lulu McKinney	2014-17	650
Briana Green	2008-12	650
40. Najala Howell	2015-18	648
41. Terri Pedregon	1991-95	631
42. Terri Powell	1987-89	621
43. Vaida Zagurskyte	2002-04	620
44. Donna Stoney	1979-82	598
45. Angie McGee	2002-05	574
46. Shanie Dinwiddie	1993-97	568
47. Charsa Palamore	1989-91	559
48. Kim Daniel	1995-99	555
49. Jordan Alexander	2017-19	540
50. Cabora Mack	1992-96	522
51. Michelle Roper	1991-93	521
52. Marcella Lopez	1982-86	512

## SCORING AVERAGE (MIN. 700 POINTS)

PLAYER	YEARS	AVG
1. Holly Russ	1990-92	20.2
2. Amy Pack	1999-01	17.6
3. Lisa Watson	1987-89	17.0
4. Lenore Dembs	1983-85	15.4
5. Be Stoney	1977-81	15.0
6. Traci Miller	1985-87	14.6
7. Dragana Zoric	2001-03	13.9
8. Jareica Hughes	2006-10	13.5
9. Kayla Thornton	2010-14	13.1
10. Gloria Brown	2009-12	12.1

## REBOUNDS

PLAYER	YEARS	RB
1. Kayla Thornton	2010-14	1,032
2. Chrishauna Parker	2011-16	866
3. Kim Watts	1978-82	810
4. Timika Williams	2006-10	794
5. Tamara Seda	2015-18	717
6. Kiana Taylor	1993-96, 97-98	676
7. Izabela Piekarska	2004-08	651
8. Kristine Vitola	2009-14	617
9. Anete Steinberga	2009-13	582
10. Dee Caine	1981-85	567

## OTHER MINERS 350+RB

11. Be Stoney	1977-81	563
12. Tonietta Greene	1981-84	561
13. Kanequa Chancellor	1994-98	546
14. Charnette Phelps	2003-07	537
15. Monica Ramirez	1991-94	531
16. Norma Sierra	1988-92	523
17. Chris Hall	1985-89	522
18. Gloria Brown	2010-12	509
19. Sparkle Taylor	2013-17	503
20. Kristi Lattin	1995-99	496
21. Zuzanna Puc	2016-19	493
22. Amy Pack	1999-01	487
23. Ana Valtierra	2002-07	477
24. Jill Lewis	1993-97	462
25. Cameasha Turner	2012-16	456
26. Jareica Hughes	2006-10	449
27. Charsa Palamore	1989-91	433
28. Lisa Watson	1987-89	427
29. Angie McGee	2002-05	420
30. Dragana Zoric	2001-03	417
31. Vernita Gant	1985-87	407
32. Jenzel Nash	2011-16	374
33. Cabora Mack	1992-96	370
34. Marcella Lopez	1982-86	366
35. Holly Russ	1990-92	362
36. Terri Pedregon	1991-95	359
37. Jordan Alexander	2017-19	358
38. DaTechia Sprecht	1995-99	354

## REBOUNDING AVERAGE (MIN. 400 RB)

PLAYER	YEARS	AVG
1. Amy Pack	1999-01	8.9
2. Kayla Thornton	2010-14	8.1
Gloria Brown	2010-12	8.1
Vernita Gant	1985-87	8.1
5. Charsa Palamore	1989-91	8.0
6. Dragana Zoric	2001-03	7.9
7. Kim Watts	1978-82	7.8
8. Tonietta Greene	1981-84	7.6
9. Tamara Seda	2015-18	7.5
Lisa Watson	1987-89	7.5

## OTHER MINERS WITH 6.6 RPG

11. Chrishauna Parker	2011-16	7.1
12. Be Stoney	1977-81	6.8
13. Timika Williams	2006-10	6.6
Monica Ramirez	1991-94	6.6

## ASSISTS

PLAYER	YEARS	AST
1. Jareica Hughes	2006-10	599
2. Kelli Willingham	2010-14	373
3. Terri Pedregon	1991-95	326
4. Ana Valtierra	2002-07	324
5. Shalana Taylor	2004-07	313
6. Lulu McKinney	2014-17	308
7. Chrishauna Parker	2011-16	291
8. Dietra Caldwell	2008-11	249
9. Norma Sierra	1988-92	248

## OTHER MINERS 150+AST

10. Jill Lewis	1993-94, 95-96	231
11. Kasia Krezel	2004-08	230
12. Christina Mata	1997-01	211
13. Briana Green	2008-12	206
14. Cameasha Turner	2012-16	196
15. Jenzel Nash	2011-16	194
16. Vaida Zagurskyte	2002-04	182
17. Michelle Montoya	1995-95	179
Sonya Howell	1988-90	178
19. Noni Wharemate	2002-04	177
20. Heather Estey	1985-87	173
Martha Contreras	1986-88	173
<b>22. Katarina Zec</b>	<b>2016-</b>	<b>166</b>
23. Lenore Dembs	1983-85	159
24. Stacie Telles	2013-15	158
25. Natasha Lacy	2007-08	156
26. Faith Cook	2016-18	153
27. Kayla Thornton	2010-14	152
Jonna Launiainen	2003-07	152

## ASSISTS AVERAGE (MIN. 125 ASSISTS)

PLAYER	YEARS	AVG
1. Jareica Hughes	2006-10	5.2
2. Natasha Lacy	2007-08	4.8
3. Shalana Taylor	2004-07	4.4
4. Starr Breedlove	2015-16	3.8
Vaida Zagurskyte	2002-04	3.8
6. Heather Estey	1985-87	3.7
7. Sonya Howell	1988-90	3.6
8. Martha Contreras	1986-88	3.5
9. Sharon Jackson	1982-84	3.4
10. Noni Wharemate	2002-04	3.3

## STEALS

PLAYER	YEARS	STL
1. Jareica Hughes	2006-10	277
2. Kayla Thornton	2010-14	217
3. Terri Pedregon	1991-95	210
4. Ana Valtierra	2002-07	175
5. Jenzel Nash	2011-16	174
6. Cameasha Turner	2012-16	162
7. Kasia Krezel	2004-08	158
8. Kristi Lattin	1995-99	156
9. Norma Sierra	1988-92	146
10. Jill Lewis	1993-94, 95-96	141

## OTHER MINERS 75+STL

11. Holly Russ	1990-92	134
12. Christina Mata	1997-01	133
13. Kelli Willingham	2010-14	131
14. Timika Williams	2006-10	129
15. Martha Contreras	1986-88	122
16. Sonya Howell	1988-90	120
Kiana Taylor	1993-96, 97-98	120
18. Chrishauna Parker	2011-16	116
19. Dietra Caldwell	2008-11	115
20. Lenore Dembs	1983-85	108
Natasha Lacy	2007-08	108
22. Starr Breedlove	2015-16	107
23. Chris Hall	1985-89	106
24. Lulu McKinney	2014-17	104
25. Shalana Taylor	2004-07	94
Charnette Phelps	2003-07	94
27. Charsa Palamore	1989-91	92
28. Sparkle Taylor	2013-17	89
Gloria Brown	2010-12	89
30. Angie McGee	2002-05	87
31. Briana Green	2008-12	80
32. Tyeeasha Tolliver	1993-95	77
33. Dragana Zoric	2001-03	76
Marcella Lopez	1982-86	76

## STEALS AVERAGE (MIN. 100 STEALS)

PLAYER	YEARS	AVG
1. Natasha Lacy	2007-08	3.4
2. Starr Breedlove	2015-16	3.1
3. Holly Russ	1990-92	2.5
4. Jareica Hughes	2006-10	2.4
Sonya Howell	1988-90	2.4
Martha Contreras	1986-88	2.4
7. Terri Pedregon	1991-95	1.9
Lenore Dembs	1983-85	1.9
9. Jill Lewis	1993-94, 95-96	1.8
10. Ana Valtierra	2002-07	1.5
Kristi Lattin	1995-99	1.5

## BLOCKED SHOTS

PLAYER	YEARS	BLK
1. Kim Watts	1978-82	264
2. Izabela Piekarska	2004-08	252
3. Kristine Vitola	2009-14	190
4. Gloria Brown	2010-12	162
5. Marta Dydek	2003-05	100
6. Tamara Seda	2015-18	89
7. Dee Caine	1981-85	68
8. Kayla Thornton	2010-14	67
9. Kiana Taylor	1993-96, 97-98	65
10. Timika Williams	2006-10	63

## OTHER MINERS 30+ BLK

11. Zuzanna Puc	2016-19	56
12. Donetta Yellets	1985-87	54
13. Daeshianna McCants	2014-15	40
14. Vernita Gant	1985-87	39
15. Fannie Goodwin	2009-09	38
16. Charnette Phelps	2003-07	35
17. Ana Valtierra	2002-07	34
18. Kristi Lattin	1995-99	33
19. Ax Bernard	2016-17	32
Claudia Porras	2006-08	32
Kanequa Chancellor	1994-98	32
Leslie Kilmer	1987-90	32

## BLOCKS AVERAGE (MIN. 50 BLOCKS)

PLAYER	YEARS	AVG
1. Gloria Brown	2010-12	2.6
2. Kim Watts	1978-82	2.5
3. Izabela Piekarska	2004-08	2.1
4. Marta Dydek	2003-05	1.7
5. Kristine Vitola	2009-14	1.4
6. Donetta Yellets	1985-87	1.2
7. Tamara Seda	2015-18	0.9
8. Dee Caine	1981-85	0.8
9. Daeshianna McCants	2014-16	0.7
10. Zuzanna Puc	2016-19	0.6
Kiana Taylor	1993-96, 97-98	0.6

## DOUBLE-DOUBLES

PLAYER	YEARS	DD
1. Kayla Thornton	2010-14	40
2. Tamara Seda	2015-18	26
3. Amy Pack	1999-01	22
4. Gloria Brown	2010-12	20
Kiana Taylor	1993-96, 97-98	20
6. Dragana Zoric	2001-03	18
7. Chrishauna Parker	2011-16	15
8. Kanequa Chancellor	1994-98	13
Monica Ramirez	1991-94	13
10. Lisa Watson	1987-89	12

## OTHER MINERS 10+DOUBLE-DOUBLES

11. Timika Williams	2006-10	11
Chris Hall	1985-89	11
13. Zuzanna Puc	2016-19	10
Charnette Phelps	2003-07	10
Charsa Palamore	1989-91	10
Vernita Gant	1985-87	10

Bold denotes active players



# 2019-20 BOX SCORES

Official Basketball Box Score -- Game Totals -- Final Statistics

UCR vs UTEP

11/9/19 7 p.m. at El Paso, Texas (Don Haskins Center)

UCR 50 • 1-2

##	Player	Total	3-Ptr		Rebounds			PF	TP	A	TO	Blk	Stl	Min
			FG-FGA	FG-FGA	FT-FTA	Off	Def							
02	Marina Ewodo	f 2-9	1-5	2-2	5	2	7	4	7	2	6	3	2	36
22	Skyler Lewis	f 3-7	0-0	0-0	1	4	5	4	6	0	5	1	0	29
24	Daphne Gnago	f 5-6	0-0	4-7	4	7	11	1	14	1	2	0	1	30
00	Ann Jernigan	g 2-4	0-2	1-2	1	3	4	5	5	1	3	0	2	17
05	Lauryn Pointer	g 0-3	0-3	0-0	0	3	3	1	0	2	2	0	0	22
10	Keilanei Cooper	2-4	0-1	6-8	0	0	0	4	10	1	3	0	0	15
13	Georgia OhiaerI	0-0	0-0	0-0	0	0	0	0	0	0	0	0	1	5
21	Andriana Kasapi	2-4	0-2	0-0	0	1	1	3	4	1	3	0	1	20
32	Bryanna Brady	1-2	0-0	0-0	0	3	3	0	2	0	1	1	0	14
43	Jalyn Clay	1-2	0-0	0-0	0	1	1	5	2	1	3	0	0	12
	Team				0	5	5							
	Totals	18-41	1-13	13-19	11	29	40	27	50	9	28	5	7	200

1st - FG %:	2-7	28.6%	2nd:	2-8	25.0%	3rd:	4-8	50.0%	4th:	10-18	55.6%	Game:	18-41	43.9%	Deadball
3FG %:	0-1	0.0%	0-2	0.0%	0-3	0.0%	1-7	14.3%	1-13	7.7%		1-13	7.7%		Rebounds
FT %:	0-1	0.0%	6-10	60.0%	6-6	100.0%	1-2	50.0%	13-19	68.4%		13-19	68.4%		2

UTEP 63 • 1-0

##	Player	Total	3-Ptr		Rebounds			PF	TP	A	TO	Blk	Stl	Min
			FG-FGA	FG-FGA	FT-FTA	Off	Def							
33	Michelle Pruitt	f 2-7	0-0	4-8	6	4	10	0	8	0	1	0	1	27
03	Katia Gallegos	g 3-12	1-7	2-3	0	4	4	2	9	5	0	0	2	34
12	Ariona Gill	g 1-7	0-2	0-0	4	0	4	4	2	0	2	0	2	14
13	Sabine Lipe	g 2-5	1-3	0-2	1	0	1	2	5	0	2	0	0	9
44	Katarina Zec	g 5-8	4-4	4-5	2	3	5	3	18	2	3	0	1	31
01	Arina Khlopkova	2-6	0-3	2-2	1	1	2	1	6	0	1	0	0	17
02	Tia Bradshaw	0-1	0-0	0-0	0	0	0	2	0	2	0	0	0	7
04	Neidy Ocuane	0-1	0-1	0-0	0	0	0	1	0	0	1	0	0	3
10	Jade Rochelle	0-1	0-0	0-0	0	0	0	1	0	0	0	0	0	3
15	Avery Crouse	2-9	0-1	2-2	1	1	2	2	6	3	1	0	1	29
22	DeJaNae Roebuck	2-3	0-0	3-6	1	1	2	2	7	1	1	0	1	16
31	Tatyana Modawar	0-0	0-0	2-2	0	0	0	3	2	1	1	0	0	10
	Team				3	2	5							
	Totals	19-60	6-21	19-30	19	16	35	23	63	12	15	0	8	200

1st - FG %:	6-16	37.5%	2nd:	5-12	41.7%	3rd:	4-15	26.7%	4th:	4-17	23.5%	Game:	19-60	31.7%	Deadball
3FG %:	2-6	33.3%	1-3	33.3%	2-7	28.6%	1-5	20.0%	6-21	28.6%		19-30	63.3%		Rebounds
FT %:	0-2	0.0%	8-12	66.7%	3-7	42.9%	8-9	88.9%	19-30	63.3%		19-30	63.3%		4

Officials: Bill Larence, Ryan Durham, Felecity Willis  
 Technical fouls: UCR-None. UTEP-None.  
 Attendance: 844

Score by periods	1st	2nd	3rd	4th	Total
UCR	4	10	14	22	50
UTEP	14	19	13	17	63

Last FG - UCRWBB 4th-00:10, UTEPW 4th-01:04.  
 Largest lead - UCRWBB None, UTEPW by 21 2nd-03:43.  
 UCRWBB led for 00:00. UTEPW led for 39:10. Game was tied for 00:50.

Points	In	Off	2nd	Fast	Bench
UCRWBB	26	8	10	17	18
UTEPW	24	25	11	9	21

Score tied - 0 times.  
 Lead changed - 0 times.

Official Basketball Box Score -- Game Totals -- Final Statistics

UTEP vs New Mexico St.

11/13/19 6:00 pm at

UTEP 63 • 2-0,0-0 C-USA

##	Player	Total	3-Ptr		Rebounds			PF	TP	A	TO	Blk	Stl	Min
			FG-FGA	FG-FGA	FT-FTA	Off	Def							
12	Ariona Gill	f 3-6	0-1	1-2	2	6	8	4	7	1	2	0	0	25
33	Michelle Pruitt	f 7-13	0-0	0-1	3	1	4	0	14	1	0	0	0	22
03	Katia Gallegos	g 3-9	0-2	7-10	3	2	5	1	13	1	3	0	2	28
15	Avery Crouse	g 0-1	0-1	0-0	0	5	5	2	0	1	0	0	0	24
44	Katarina Zec	g 6-11	3-5	2-2	0	7	7	2	17	2	0	0	0	40
01	Arina Khlopkova	0-2	0-1	0-0	0	1	1	0	0	0	1	0	0	9
02	Tia Bradshaw	0-2	0-0	0-0	0	1	1	0	0	2	1	0	2	12
10	Jade Rochelle	0-0	0-0	1-2	0	0	0	0	1	0	0	0	0	3
13	Sabine Lipe	0-2	0-1	0-0	0	0	0	1	0	1	2	0	0	10
22	DeJaNae Roebuck	1-2	0-0	0-0	1	0	1	0	2	0	1	0	0	3
25	Ariana Taylor	3-9	0-1	3-5	2	3	5	3	9	1	1	0	1	19
31	Tatyana Modawar	0-2	0-0	0-0	0	0	0	0	0	0	0	0	0	5
	Team				0	8	8							
	Totals	23-59	3-12	14-22	11	34	45	13	63	10	12	0	5	200

1st - FG %:	7-14	50.0%	2nd:	5-17	29.4%	3rd:	5-14	35.7%	4th:	6-14	42.9%	Game:	23-59	39.0%	Deadball
3FG %:	1-1	100.0%	1-2	50.0%	0-4	0.0%	1-5	20.0%	3-12	25.0%		14-22	63.6%		Rebounds
FT %:	1-2	50.0%	6-8	75.0%	4-7	57.1%	3-5	60.0%	14-22	63.6%		14-22	63.6%		3

New Mexico St. 57 • 1-2,0-0 WAC

##	Player	Total	3-Ptr		Rebounds			PF	TP	A	TO	Blk	Stl	Min
			FG-FGA	FG-FGA	FT-FTA	Off	Def							
14	Nana Sule	f 0-2	0-0	0-0	0	0	0	1	0	0	0	0	1	12
24	Adenike Aderinto	f 1-2	0-0	1-2	1	4	5	1	3	1	1	0	0	10
11	Soufia Inoussa	g 0-5	0-3	2-4	2	3	5	4	2	6	2	0	2	30
23	Aaliyah Prince	g 8-19	0-2	6-7	0	3	3	3	22	0	1	1	2	28
30	Gia Pack	g 2-11	0-3	2-2	2	7	9	2	6	1	1	0	1	30
01	Shania Harper	1-1	0-0	0-0	1	1	2	1	2	1	0	0	0	4
10	Adrianna Henderson	3-7	0-1	2-2	1	2	3	3	8	1	1	1	2	26
12	Amanda Soderqvist	3-7	3-7	0-0	0	0	0	1	9	0	1	0	0	28
15	Rodrea Echols	1-3	1-3	0-0	0	2	2	1	3	0	3	0	0	11
32	Micayla Buckner	1-4	0-1	0-0	2	6	8	1	2	0	0	0	1	21
	Team				0	2	2							
	Totals	20-61	4-20	13-17	9	30	39	18	57	10	11	2	9	200

1st - FG %:	6-14	42.9%	2nd:	5-14	35.7%	3rd:	4-16	25.0%	4th:	5-17	29.4%	Game:	20-61	32.8%	Deadball
3FG %:	1-4	25.0%	1-4	25.0%	2-7	28.6%	0-5	0.0%	4-20	20.0%		13-17	76.5%		Rebounds
FT %:	4-5	80.0%	6-8	75.0%	4-6	66.7%	1-2	50.0%	13-17	76.5%		13-17	76.5%		2

Officials: Alecia Murray, Brian Woods, Randy Campbell  
 Technical fouls: UTEP-None. New Mexico St-None.  
 Attendance: 976

2019-20 Women's Basketball. Round: 0. New Mexico St. vs UTEP. Played at Pan Am

Score by periods	1st	2nd	3rd	4th	Total
UTEP	16	17	14	16	63
New Mexico St.	17	15	14	11	57









Points	In	Off	2nd	Fast	Bench
UTEPW	32	6	8	10	12
NMSU	30	16	11	14	24

Last FG - UTEPW 4th-01:59, NMSU 4th-03:24.  
 Largest lead - UTEPW by 8 3rd-07:24, NMSU by 7 2nd-08:11.  
 UTEPW led for 10:57, NMSU led for 10:57. Game was tied for 07:27.

Score tied - 12 times.  
 Lead changed - 19 times.



# GAME 3: UTEP vs ALCORN STATE

00		<b>JORDAN JENKINS</b> • Jr.-2L • G • 5-5 • Tennessee Colony, Texas (Buffalo HS)	<b>PTS</b> 0.0	<b>RBS</b> 0.0	<b>ASTS</b> 0.0	<b>STLS</b> 0.0	<b>FG%</b> 00	<b>3FG%</b> 67	<b>FT%</b> 00	<b>MPG</b> 00.0	<ul style="list-style-type: none"> <li>• Will redshirt the 2019-20 season while recovering from a knee injury</li> <li>• Played in 47 career games, including 22 starts, pitching in 2.4 ppg and 1.8 apg</li> <li>• Piled up more than 1,800 career points and was TABC All State and All Region at Buffalo HS</li> <li>• 2018 C-USA Commissioner's Honor Roll</li> <li>• Kinesiology major</li> </ul>
1		<b>ARINA KHLOPKOVA</b> • Fr.-HS • G/F • 6-0 • Moscow, Russia (Christian Academy of Louisville)	<b>PTS</b> 3.0	<b>RBS</b> 1.5	<b>ASTS</b> 0.0	<b>STLS</b> 0.0	<b>FG%</b> 25	<b>3FG%</b> 00	<b>FT%</b> 100	<b>MPG</b> 13.0	<ul style="list-style-type: none"> <li>• Contributed 14.3 ppg, 6.5 rpg, 2.3 apg, 2.0 bpg and 1.3 spg as a senior</li> <li>• Helped the Christian Academy of Louisville win the inaugural Kentucky 2A Championships</li> <li>• All-Tournament selection and also a first-team All-Region honoree</li> <li>• Aided Teays Valley Christian to a 16-10 mark in 2017-18</li> <li>• International business major</li> </ul>
2		<b>TIA BRADSHAW</b> • Jr.-TR • G • 5-9 • Dodge City, Kan. (Hutchinson CC)	<b>PTS</b> 0.0	<b>RBS</b> 0.5	<b>ASTS</b> 1.0	<b>STLS</b> 1.0	<b>FG%</b> 00	<b>3FG%</b> 00	<b>FT%</b> 00	<b>MPG</b> 9.5	<ul style="list-style-type: none"> <li>• Two-year starter and floor leader for Hutchinson Junior College</li> <li>• Team was 60-11 in the timeframe and competed in NJCAA National Tournament both years</li> <li>• #55 JUCO player and #12 guard according to the Dan Olson Collegiate Girls Basketball Report</li> <li>• 6.9 ppg and 2.7 apg while starting 30 of 37 games as a sophomore</li> <li>• Kinesiology major</li> </ul>
3		<b>KATIA GALLEGOS</b> • Fr.-HS • G • 5-7 • El Paso, Texas (Franklin HS)	<b>PTS</b> 11.0	<b>RBS</b> 4.5	<b>ASTS</b> 3.0	<b>STLS</b> 2.0	<b>FG%</b> 29	<b>3FG%</b> 11	<b>FT%</b> 69	<b>MPG</b> 31.0	<ul style="list-style-type: none"> <li>• All-Region, All-State and All-District selection while starring for Franklin HS in El Paso</li> <li>• Put up 21.1 ppg, 6.4 rpg, 4.1 apg and 3.1 spg in her final season</li> <li>• Chosen Texas Girls Coaches Association All-State as a junior and senior</li> <li>• Played for U18 Mexican National Team, competing in FIBA events</li> <li>• Civil engineering major</li> </ul>
4		<b>NEIDY OCUANE</b> • Sr.-1L • PG • 5-5 • Maputo, Mozambique (Seward County CC)	<b>PTS</b> 0.0	<b>RBS</b> 0.0	<b>ASTS</b> 0.0	<b>STLS</b> 0.0	<b>FG%</b> 00	<b>3FG%</b> 00	<b>FT%</b> 00	<b>MPG</b> 3.0	<ul style="list-style-type: none"> <li>• Played in all 31 games, including 17 starts, in first active season with UTEP in 2018-19</li> <li>• Helped Seward County CC go a combined 57-10 in two years before transferring to UTEP</li> <li>• Played for Mozambique at the 2014 Afrobasket U18 Women's Championships</li> <li>• Two-time (2018 and 2018) member of C-USA Commissioner's Honor Roll</li> <li>• Biochemistry major</li> </ul>
10		<b>JADE ROCHELLE</b> • Sr.-1L • G/F • 5-11 • Grandview, Texas (Blinn College)	<b>PTS</b> 0.5	<b>RBS</b> 0.0	<b>ASTS</b> 0.0	<b>STLS</b> 0.0	<b>FG%</b> 00	<b>3FG%</b> 00	<b>FT%</b> 50	<b>MPG</b> 3.0	<ul style="list-style-type: none"> <li>• Played in 30 games off the bench in 2018-19</li> <li>• Ranked second on the team in offensive rebounds and third in rebounding</li> <li>• Two-year starter at Blinn College, averaging a double-double (10.9 ppg, 10.3 rpg) in '17-18</li> <li>• Competed in basketball, track and volleyball at Grandview HS</li> <li>• Business administration major</li> </ul>
12		<b>ARIONA GILL</b> • Sr.-1L • G/F • 6-0 • Las Vegas, Nev. (San Jacinto College)	<b>PTS</b> 4.5	<b>RBS</b> 6.0	<b>ASTS</b> 0.5	<b>STLS</b> 1.0	<b>FG%</b> 31	<b>3FG%</b> 00	<b>FT%</b> 50	<b>MPG</b> 19.5	<ul style="list-style-type: none"> <li>• Started the first 12 games of 2018-19, contributing 11.2 ppg, and 4.9 rpg in 29.0 mpg</li> <li>• Missed eight games with injury and came off the bench her final 11 appearances</li> <li>• Sat out 2017-18 as a redshirt after transferring from San Jacinto College</li> <li>• Helped the team go 24-9 and make first appearance at NJCAA DI National Championships</li> <li>• Communications major</li> </ul>
13		<b>SABINE LIPE</b> • So.-1L • G • 5-9 • Liepaja, Latvia (Liepajas 15 Vidusskola)	<b>PTS</b> 2.5	<b>RBS</b> 0.5	<b>ASTS</b> 0.5	<b>STLS</b> 0.0	<b>FG%</b> 29	<b>3FG%</b> 25	<b>FT%</b> 00	<b>MPG</b> 9.5	<ul style="list-style-type: none"> <li>• Played in 13 games as a freshman, including making four starts, before suffering an injury</li> <li>• Sported the best assist-to-turnover ratio (1.7) on the team</li> <li>• Chipped in 3.2 ppg and 2.3 rpg in 13.8 mpg before sustaining an injury at Rice (1/12/19)</li> <li>• Wide-ranging experience in playing for Latvia at numerous FIBA Championships</li> <li>• Civil engineering major</li> </ul>
15		<b>AVERY CROUSE</b> • Fr.-HS • G • 6-0 • Sachse, Texas (Sachse HS)	<b>PTS</b> 3.0	<b>RBS</b> 3.5	<b>ASTS</b> 2.0	<b>STLS</b> 0.5	<b>FG%</b> 20	<b>3FG%</b> 00	<b>FT%</b> 100	<b>MPG</b> 26.5	<ul style="list-style-type: none"> <li>• Four-year letter winner and three-time district champion with Sachse HS</li> <li>• Averaged 13.8 ppg and helped lead team into the region quarterfinals her senior campaign</li> <li>• Garnered All-State and first-team All-District accolades as both a junior and senior</li> <li>• Also found a spot on the TABC Girls All-Region 6A squad</li> <li>• Biochemistry major</li> </ul>
22		<b>DEJANAЕ ROEBUCK</b> • Jr.-TR • F • 6-0 • Olathe, Kan. (Hutchinson CC)	<b>PTS</b> 4.5	<b>RBS</b> 1.5	<b>ASTS</b> 0.5	<b>STLS</b> 0.5	<b>FG%</b> 60	<b>3FG%</b> 00	<b>FT%</b> 50	<b>MPG</b> 9.5	<ul style="list-style-type: none"> <li>• Two-year standout for Hutchinson Junior College, helping team to 60-11 combined record</li> <li>• Piled up 998 points (sixth at school) and grabbed 582 boards (third at school)</li> <li>• Top-100 JUCO player and #10 small forward by Dan Olson Collegiate Girls Basketball Report</li> <li>• Third-team All-American and first-team All-Region after helping team go 33-4 in 2018-19</li> <li>• Criminal justice major</li> </ul>
25		<b>ARIANA TAYLOR</b> • So.-1L • F • 6-0 • Houston, Texas (Houston Wheatley HS)	<b>PTS</b> 9.0	<b>RBS</b> 5.0	<b>ASTS</b> 1.0	<b>STLS</b> 1.0	<b>FG%</b> 33	<b>3FG%</b> 00	<b>FT%</b> 60	<b>MPG</b> 19.0	<ul style="list-style-type: none"> <li>• Came off the bench first 14 games before starting 16 of final 17 as a freshman in 2018-19</li> <li>• Chipped in 4.5 points per game and 2.0 rebounds per game during nonconference play</li> <li>• Contributed 7.0 ppg and 2.9 rpg in C-USA action</li> <li>• All-Region and All-District performer for Houston Wheatley HS</li> <li>• Communications major</li> </ul>
31		<b>TATYANA MODAWAR</b> • Fr.-HS • F • 6-3 • Concord, Calif. (Carondelet HS)	<b>PTS</b> 1.0	<b>RBS</b> 0.0	<b>ASTS</b> 0.5	<b>STLS</b> 0.0	<b>FG%</b> 00	<b>3FG%</b> 00	<b>FT%</b> 100	<b>MPG</b> 7.5	<ul style="list-style-type: none"> <li>• Tallest player on the squad at 6-3</li> <li>• Helped Carondelet HS go 26-5 and claim fourth straight North Coast Section (NCS) title</li> <li>• Was an honorable-mention All-Metro selection</li> <li>• Nearly averaged a double-double (14 ppg, 8 rpg) while adding 2.5 assists per game</li> <li>• Criminal justice major</li> </ul>
33		<b>MICHELLE PRUITT</b> • Jr.-TR • F • 5-11 • Chicago, Ill. (Miami Dade College)	<b>PTS</b> 11.0	<b>RBS</b> 7.0	<b>ASTS</b> 0.5	<b>STLS</b> 0.5	<b>FG%</b> 45	<b>3FG%</b> 00	<b>FT%</b> 44	<b>MPG</b> 24.5	<ul style="list-style-type: none"> <li>• Honorable-mention WBCA All-American and first-team All-Region with Miami Dade in '18-19</li> <li>• Averaged a double-double (16.4 ppg and 10.4 rpg)</li> <li>• ASUN All-Freshman team in 2017-18 with Stetson University</li> <li>• Put up 7.7 ppg and grabbed 5.0 rpg while leading the conference in shooting percentage (.544)</li> <li>• Business administration major</li> </ul>
44		<b>KATARINA ZEC</b> • Jr.-3L • G/F • 5-11 • Belgrade, Serbia (Sportska gimnazija)	<b>PTS</b> 17.5	<b>RBS</b> 6.0	<b>ASTS</b> 2.0	<b>STLS</b> 0.5	<b>FG%</b> 58	<b>3FG%</b> 78	<b>FT%</b> 86	<b>MPG</b> 35.5	<ul style="list-style-type: none"> <li>• Ranked second on the squad in scoring (10.1 ppg) and minutes per game (30.0) in 2018-19</li> <li>• Reached double figures in scoring in 17 contests, including the final 12 games on the year</li> <li>• Extensive playing experience at international tournaments with Serbia</li> <li>• Three-time C-USA Commissioner's Academic Medalist &amp; Honor Roll Member</li> <li>• Biochemistry major</li> </ul>



# 2019-20 UTEP SEASON STATS

## 2019-20 UTEP Women's Basketball UTEP Combined Team Statistics (as of Nov 13, 2019) All games

RECORD:	OVERALL	HOME	AWAY	NEUTRAL
ALL GAMES	2-0	1-0	1-0	0-0
CONFERENCE	0-0	0-0	0-0	0-0
NON-CONFERENCE	2-0	1-0	1-0	0-0

#	Player	gp-gs	min	avg	Total		3-Point		F-Throw		Rebounds				a	to	blk	stl	pts	avg		
					fg-fga	fg%	3fg-fga	3fg%	ft-fa	ft%	off	def	tot	avg							pf	dq
44	Katarina Zec	2-2	71	35.5	11-19	.579	7-9	.778	6-7	.857	2	10	12	6.0	5	0	4	3	0	1	35	17.5
33	Michelle Pruitt	2-2	49	24.5	9-20	.450	0-0	.000	4-9	.444	9	5	14	7.0	0	0	1	1	0	1	22	11.0
03	Katia Gallegos	2-2	62	31.0	6-21	.286	1-9	.111	9-13	.692	3	6	9	4.5	3	0	6	3	0	4	22	11.0
25	Ariana Taylor	1-0	19	19.0	3-9	.333	0-1	.000	3-5	.600	2	3	5	5.0	3	0	1	1	0	1	9	9.0
12	Ariona Gill	2-2	39	19.5	4-13	.308	0-3	.000	1-2	.500	6	6	12	6.0	8	0	1	4	0	2	9	4.5
22	DeJaNae Roebuck	2-0	19	9.5	3-5	.600	0-0	.000	3-6	.500	2	1	3	1.5	2	0	1	2	0	1	9	4.5
15	Avery Crouse	2-1	53	26.5	2-10	.200	0-2	.000	2-2	1.000	1	6	7	3.5	4	0	4	1	0	1	6	3.0
01	Arina Khlopkova	2-0	26	13.0	2-8	.250	0-4	.000	2-2	1.000	1	2	3	1.5	1	0	0	2	0	0	6	3.0
13	Sabine Lipe	2-1	19	9.5	2-7	.286	1-4	.250	0-2	.000	1	0	1	0.5	3	0	1	4	0	0	5	2.5
31	Tatyana Modawar	2-0	15	7.5	0-2	.000	0-0	.000	2-2	1.000	0	0	0	0.0	3	0	1	1	0	0	2	1.0
10	Jade Rochelle	2-0	6	3.0	0-1	.000	0-0	.000	1-2	.500	0	0	0	0.0	1	0	0	0	0	0	1	0.5
02	Tia Bradshaw	2-0	19	9.5	0-3	.000	0-0	.000	0-0	.000	0	1	1	0.5	2	0	2	3	0	2	0	0.0
04	Neidy Ocuane	1-0	3	3.0	0-1	.000	0-1	.000	0-0	.000	0	0	0	0.0	1	0	0	1	0	0	0	0.0
Team											3	2	5									
Team											0	8	8					1				
Total.....		2	400		42-119	.353	9-33	.273	33-52	.635	30	50	80	40.0	36	0	22	27	0	13	126	63.0
Opponents.....		2	400		38-102	.373	5-33	.152	26-36	.722	20	59	79	39.5	45	-	19	39	7	16	107	53.5

TEAM STATISTICS	UTEPW	OPP	Date	Opponent	Score	Att.
SCORING	126	107	11/9/19	UCR	w 63-50	844
Points per game	63.0	53.5	11/13/19	at New Mexico St.	w 63-57	976
Scoring margin	+9.5	-	* - Conference game			
FIELD GOALS-ATT	42-119	38-102				
Field goal pct	.353	.373				
3 POINT FG-ATT	9-33	5-33				
3-point FG pct	.273	.152				
3-pt FG made per game	4.5	2.5				
FREE THROWS-ATT	33-52	26-36				
Free throw pct	.635	.722				
F-Throws made per game	16.5	13.0				
REBOUNDS	80	79				
Rebounds per game	40.0	39.5				
Rebounding margin	+0.5	-				
ASSISTS	22	19				
Assists per game	11.0	9.5				
TURNOVERS	27	39				
Turnovers per game	13.5	19.5				
Turnover margin	+6.0	-				
Assist/turnover ratio	0.8	0.5				
STEALS	13	16				
Steals per game	6.5	8.0				
BLOCKS	0	7				
Blocks per game	0.0	3.5				
ATTENDANCE	844	976				
Home games-Avg/Game	1-844	1-976				
Neutral site-Avg/Game	-	0-0				

Score by Periods	1st	2nd	3rd	4th	Totals
UTEP	30	36	27	33	126
Opponents	21	25	28	33	107

