



UTEP BASKETBALL

UTEP vs. NM State | 7 p.m. MT | Tues., Nov. 12 | Don Haskins Center (11,892) | El Paso, Texas

GAME 2 vs NM STATE



UTEP MINERS (1-0, 0-0 C-USA)

Head Coach: Rodney Terry (St. Edwards, 1990)
Career Record: 135-129 (Ninth season)
Record at UTEP: 9-21 (Second season)
Home: 1-0 | **Road:** 0-0 | **Neutral:** 0-0



PLAY-BY-PLAY:
Jon Teicher
COLOR ANALYSIS:
Steve Yellen

VS



NM STATE AGGIES (1-0, 0-0 WAC)

Head Coach: Chris Jans (Loras, 1991)
D1 Career Record: 80-23 (Fourth season)
Record at NM State: 59-11 (Second season)
Home: 1-0 | **Road:** 0-0 | **Neutral:** 0-0

MINERS AT A GLANCE

» UTEP AND NM STATE TO RENEW RIVALRY TUESDAY NIGHT

UTEP will play host to NM State in the 218th meeting in the Don Haskins Center Tuesday, Nov. 12. Tipoff is set for 7 p.m. The Miners are looking to snap a nine-game losing streak to the Aggies.

» UTEP'S LAST GAME

UTEP received balanced scoring, while outshooting New Mexico Highlands during a 93-70 season-opening victory. **Efe Odigie** scored 20 points and added six rebounds in 22 minutes of action, while **Daryl Edwards** (17 points), **Bryson Williams** (17 points), **Souley Boum** (15 points) and **Eric Vila** (11 points) each hit double figures during their UTEP debuts in the season opener on Nov. 5 in the Haskins Center

» GAME FACTS VS. NEW MEXICO HIGHLANDS

The Miners recorded 15 assists, while making 78.1 percent (25-32) of their free throws. The 25 made free throws matched last season's high against Norfolk State and against UTPB in the season opener. The 93 points also surpassed last season's high of 90 in **Rodney Terry's** UTEP coaching debut. Overall, UTEP connected on 56.4 percent (31-55) from field, which also surpassed last season's high of 52.9 percent. The Miners hit the boards hard, outrebounding NMHU, 42-28. Terry went nine-deep, as the bench scored 36 points on the night.

» SERIES VS. NM STATE

The Aggies lead the all-time series 114-103, while the Miners have lost the last nine contests. UTEP's last win came on Nov. 22, 2014, a 77-76 triumph in the Don Haskins Center. The Aggies defeated UTEP, 96-69, in Las Cruces in the first contest last season, while slipping by the Miners, 62-58, in the Haskins Center Nov. 28, 2018. **Efe Odigie** averaged 12.5 points per game and 4.5 rebounds in the two contests.

» WHERE TO WATCH & LISTEN

Fans can listen live on UTEP's flagship station 600 ESPN El Paso with "The Voice of the Miners" **Jon Teicher** calling the action and **Steve Yellen** with color analysis. The Miners and Aggies can also be seen on the CUSA.TV live stream.

2019-20 SCHEDULE

DATE	OPPONENT	TIME
Nov. 5	New Mexico Highlands	W, 93-70
Nov. 12	NM State [CUSA.TV]	7 p.m.
Nov. 15	Eastern New Mexico [CUSA.TV]	7 p.m.
Nov. 19	New Mexico [CUSA.TV]	7 p.m.
Nov. 27	East Central [CUSA.TV]	7 p.m.
Dec. 3	at NM State	7 p.m.
Dec. 7	Arkansas-Pine Bluff [CUSA.TV]	7 p.m.
Dec. 16	North Carolina A&T s [CUSA.TV]	7 p.m.
Dec. 17	Kent State/UC Irvine s [CUSA.TV]	TBD
Dec. 19	at Houston [ESPN3]	6 p.m.
Dec. 22	at Hawai'i # [ESPN2]	9:30 p.m.
Dec. 23	TBD # [ESPN2/ESPNU]	TBA
Dec. 25	TBD # [ESPN2/ESPNU]	TBA
Jan. 2	at FIU* [ESPN+]	10 a.m.
Jan. 4	at Florida Atlantic* [ESPN+]	2 p.m.
Jan. 9	Southern Miss* [ESPN+]	7 p.m.
Jan. 11	LA Tech* [ESPN+]	7 p.m.
Jan. 15	UTSA* [ESPN+]	7 p.m.
Jan. 18	at UTSA* [ESPN3]	2 p.m.
Jan. 23	at Rice* [ESPN+]	6 p.m.
Jan. 25	at North Texas* [ESPN+]	4 p.m.
Jan. 30	Middle Tennessee* [ESPN+]	7 p.m.
Feb. 1	UAB* [ESPN+]	7 p.m.
Feb. 6	at Charlotte* [ESPN+]	5 p.m.
Feb. 8	at Old Dominion* [ESPN+]	5 p.m.
Feb. 13	WKU* [STADIUM on Facebook]	7 p.m.
Feb. 15	Marshall* [ESPN+]	7 p.m.
Feb. 27	C-USA Bonus Play*	TBA
Mar. 1	C-USA Bonus Play*	TBA
Mar. 4	C-USA Bonus Play*	TBA
Mar. 7	C-USA Bonus Play*	TBA
Mar. 11-14	C-USA Tourney*	TBA

Bold denotes home game

\$ WestStar Bank Don Haskins Sun Bowl Invitational (Don Haskins Center)

#Hawaiian Airlines Diamond Head Classic (Honolulu, Hawai'i)

* Conference USA Game

All Times Mountain and subject to change

THE SERIES

The Aggies lead the all-time series 114-103, while the Miners have lost the last nine contests.

ATHLETICS COMMUNICATIONS

ASSOCIATE MEDIA RELATIONS DIRECTOR
(MEN'S BASKETBALL SID)

Drew Bonney
arboney@utep.edu
915-309-4478 (c)
915-747-7447 (o)

OFFICIAL WEBSITE: UTEPMINERS.COM

PROJECTED STARTERS



0 SOULEY BOUM
R-SO / G
6-3 / 163

15.0 PPG
1.0 RPG
3.0 APG
.538 FG%
- FT%



2 JORDAN LATHON
SO / G
6-4 / 190

7.0 PPG
6.0 RPG
5.0 APG
.200 FG%
.625 FT%



4 ERIC VILA
R-JR / F
6-11 / 221

11.0 PPG
11.0 RPG
6.0 APG
.375 FG%
1.000 FT%



11 BRYSON WILLIAMS
R-JR / F
6-8 / 228













17.0 PPG
7.0 RPG
- APG
.714 FG%
.750 FT%



24 DARYL EDWARDS
GS / G
6-3 / 185

17.0 PPG
2.0 RPG
1.0 APG
.625 FG%
.800 FT%

GAME 2: UTEP vs NM STATE

0		SOULEY BOUM • R-SO. • G • 6-3 • 163 • OAKLAND, CALIF.	PTS 15.0	RBS 1.0	ASTS 3.0	FG% .538	3FG .333	FT% -	<ul style="list-style-type: none"> Scored 15 points in UTEP debut Nov. 5 vs. NMHU; dished out three assists Started in 12 of 36 contests played for the University of San Francisco last year Led USF with 121 free throws made, a USF freshman record (team-high 82.9 FT%) Scored season-high 26 points on 8-of-11 shooting at Portland Multidisciplinary studies major
1		TYDUS VERHOEVEN • R-SO. • F • 6-9 • 225 • MANTECA, CALIF.	PTS 0.0	RBS 1.0	ASTS 0.0	FG% -	3FG -	FT% -	<ul style="list-style-type: none"> Played nine minutes during UTEP debut; tallied a rebound Broke Duquesne's freshman blocked shot record (71) last season Led Atlantic 10 in blocks (2.22 bpg overall/2.33 in A-10 games only) Scored season-high 21 points (7-7 FG, 7-8 FT) against Saint Louis Anthropology major
2		JORDAN LATHON • SO. • G • 6-4 • 190 • GRANDVIEW, MO.	PTS 7.0	RBS 6.0	ASTS 5.0	FG% .200	3FG .000	FT% .625	<ul style="list-style-type: none"> Started new season with seven points, six rebounds & five assists vs. NMHU Didn't turn the ball over against NMHU in season debut Tallied career-high 32 points & career-best 18 rebounds against Rice (2/23/19) Led all scorers with 26 points; dished out a career-high six assists at Marquette Business major
3		ANTHONY TARKE • R-JR. • G/F • 6-6 • 220 • GAITHERBURG, MD.	PTS 2.0	RBS 3.0	ASTS 0.0	FG% .000	3FG -	FT% 1.000	<ul style="list-style-type: none"> Played five minutes in UTEP debut; scored two points vs. NMHU Nov. 5 Went 2-of-2 from FT line; recorded three rebounds vs. NMHU Led NJIT in scoring (15.7 ppg); ranked second in rpg (6.2) during 2017-18 season Scored career-high 27 points and grabbed nine rebounds at Kennesaw State Business major
4		ERIC VILA • R-JR. • F • 6-11 • 221 • GIRONA, SPAIN	PTS 11.0	RBS 11.0	ASTS 6.0	FG% .375	3FG .333	FT% 1.000	<ul style="list-style-type: none"> Scored 11 points, led Miners with 11 rebounds in UTEP debut Nov. 5 vs. NMHU Tallied a team-high six assists, coming up four short of a triple-double vs. NMHU Led NWF in rebounding per game (7.3) and total rebounds (241) last season Tallied a season-high 24 points and recorded 12 rebounds against Chipola College Multidisciplinary studies major
5		DEON STROUD • FR. • G • 6-5 • 197 • FRESNO, CALIF.	PTS 4.0	RBS 3.0	ASTS 0.0	FG% .667	3FG .000	FT% .000	<ul style="list-style-type: none"> Scored four points and tallied three rebounds in collegiate debut vs. NMHU Averaged 20.5 ppg, 10 rpg and 7.0 assists per contest at Trinity International HS Selected to the Fresno Bee's All-Star team in 2017 Team MVP after averaging 20.1 ppg and 10.5 rpg during junior season Communications studies major
11		BRYSON WILLAIMS • R-JR. • F • 6-8 • 228 • FRESNO, CALIF.	PTS 17.0	RBS 7.0	ASTS 0.0	FG% .714	3FG 1.000	FT% .750	<ul style="list-style-type: none"> Opened UTEP debut with 17 points and seven rebounds vs. NMHU Nov. 5 Shot 5-of-7 from field, while making lone 3-point attempt Averaged 13.8 points & 6.1 rebounds per game during sophomore season at Fresno St. Earned All-Mountain West third team honors Multidisciplinary studies major
13		OUNTAE CAMPBELL • R-SR. • G/F • 6-4 • 199 • LOS ANGELES	PTS -	RBS -	ASTS -	FG% -	3FG -	FT% -	<ul style="list-style-type: none"> Played in 24 games, making 10 starts last season at UTEP Averaged 3.0 points per game, 3.0 rebounds per game and tallied 23 assists, Scored season-high seven points during a victory against UC Riverside Matched season high in points (seven) and recorded six rebounds at MT Multidisciplinary studies major
15		KADEN ARCHIE • SO. • F • 6-6 • 210 • MIDLOTHIAN, TEXAS	PTS -	RBS -	ASTS -	FG% -	3FG -	FT% -	<ul style="list-style-type: none"> Rated a four-star player by 247Sports and Rivals Played in 10 games last season at TCU Ranked as the no. 3 player in the state, no. 19 small forward in the nation at MHS Averaged 18.2 points, 6.4 rebounds, 2.5 assists, 1.1 steals & 0.9 blocks per game at MHS Undeclared major
23		NIGEL HAWKINS • SO. • G • 6-4 • 198 • HOUSTON, TEXAS	PTS -	RBS -	ASTS -	FG% -	3FG -	FT% -	<ul style="list-style-type: none"> Started in all 27 games played; led Miners in FT% (79.5) & minutes per game (33.8) Ranked third on squad in points per game (12.6) and second in total points (340) Led Miners with 25 steals; tallied 4.5 rebounds per game Scored career-high 24 points; tallied seven rebounds in win versus Rice Business major
24		DARYL EDWARDS • GR. • G • 6-3 • 185 • FRESNO, CALIF.	PTS 17.0	RBS 2.0	ASTS 1.0	FG% .625	3FG .750	FT% .800	<ul style="list-style-type: none"> Scored 17 points during UTEP debut vs. NMHU Nov. 5 Shot 5-of-8, including 3-for-4 from 3-pt. line & 4-of-5 from FT line Scored a career-high 21 points at Alabama in 2018 (8-10 FG, 3-3 3-PT) Scored a season-high 12 points against LA Tech during senior season Leadership Studies
32		EFE ODIGIE • SO. • F • 6-9 • 255 • HOUSTON, TEXAS	PTS 20.0	RBS 6.0	ASTS 0.0	FG% .800	3FG -	FT% 1.000	<ul style="list-style-type: none"> Played 22 minutes, leading UTEP with 20 points vs. NMHU Nov. 5 Led C-USA in rebounds per game (10.1); ranked second with 11 double-doubles First Miner to average a double-double (12.7 ppg, 10.1 rpg) since the 1981-1982 season Tallied 22 points and a career-high 20 rebounds at Marshall (1/31/19) Undeclared major
33		GILLES DEKONINCK • JR. • F • 6-6 • 205 • DIEST, BELGIUM	PTS -	RBS -	ASTS -	FG% -	3FG -	FT% -	<ul style="list-style-type: none"> Played in 20 contests averaged for Miners last season Averaged 2.0 points per game and 1.1 rebounds per contest Scored a career-high 14 points in season opener versus UTPB Scored 11 points, pulled down career-high seven rebounds at Southern Miss Multidisciplinary studies major



MEDIA INFORMATION

PRACTICE COVERAGE

UTEP basketball practices are closed to the media. Head Coach Rodney Terry and players will be available for interviews after practice on days before home games and a day before a travel day for road games, unless noted otherwise.

THIS WEEK: MONDAY, NOV. 11

POSTGAME INTERVIEWS

UTEP's locker room is closed. Head Coach Rodney Terry will be available following the game in the team room (caddy corner to the visiting locker room) for home games or, for road games, in a location designated by the host institution. Selected players by coach Terry will be available following his press conference in the team room.

UTEP BASKETBALL RADIO SHOW

(all shows from 7-8 p.m. on ESPN 600 El Paso)

- Wed., Dec. 11 - Hilton Garden Inn
- Mon., Dec. 30 - Hudson's Classic Grill
- Mon., Jan. 6 - Holiday Inn Sunland Park
- Tues., Jan. 14 - Hudson's Classic Grill
- Mon., Jan. 20 - Hilton Inn Sunland Park
- Mon., Jan. 27 - Hudson's Classic Grill
- Mon., Feb. 3 - Holiday Inn Sunland Park
- Mon., Jan. 27 - Hudson's Classic Grill
- Mon., Feb. 3 - Holiday Inn Sunland Park
- Mon., Feb. 10 - Hudson's Classic Grill
- Mon., Feb. 17 - Hilton Garden Inn
- Mon., Feb. 24 - Hudson's Classic Grill
- Mon., Mar. 2 - Hilton Garden Inn

Shows alternate from Hudson's Classic Grill, 1770 Lee Trevino Dr., from Hilton Garden Inn, 111 W. University Ave., and Holiday Inn Sunland Park, 900 Sunland Park Dr..

UTEP QUICK FACTS

UNIVERSITY INFORMATION

Location..... El Paso, Texas
 Founded.....1914
 Enrollment..... 25,151
 Nickname..... Miners
 Colors.....Dark Blue, Orange, Silver Accent
 Conference..... Conference USA
 Arena.....Don Haskins Center (11,892)
 President.....Dr. Heather Wilson
 Director of Athletics..... Jim Senter

BASKETBALL STAFF

Head Coach.....Rodney Terry
 Assistant Coaches.....Kenton Paulino
Nick Matson
Arturo Ormond
 Director of Basketball Operations.....Mark Gisbertz
 Director of Player Development.....Jerry Brown

HISTORY

All-Time Record.....1,394-1,067
 NCAA Appearances.....17 (last in 2010)
 NCAA Titles.....1 (1966)
 NIT Appearances.....11 (last in 2015)

TUESDAY'S OPPONENT

NM State opened its 2019-20 season with a dominating 92-46 victory against Western New Mexico Nov. 5. The Aggies jumped out to a 16-0 lead in the first 5:30 of action and took a 52-16 lead into the locker room at the half. Redshirt sophomore guard Jabari Rice led NM State with 21 points on 6-of-9 shooting off the bench. In fact, the Aggies bench scored 48 points as redshirt freshman William McNair chipped in with 11 points. Senior Trevelin Queen, who was named the 2019 Western Athletic Conference Tournament MVP, hit 5-of-8 shots, scoring 14 points, while junior Shawn Williams and senior Ivan Aurrecochea each tallied 10 points. Last season, third-year NM State Head Coach Chris Jans directed the Aggies to a program record 30 wins, while going 15-1 in the WAC. Jans was named the WAC Coach of the Year, followed by the 2019 Don Haskins Coach of the Year. NM State returns four starters from a year ago in senior guard Terrell Brown (11.3 ppg), redshirt senior guard AJ Harris (9.4 ppg, 3.3 apg), senior guard Clayton Henry (5.4 ppg) and redshirt junior forward CJ Bobbitt (4.6 ppg). Former Miners Evan Gilyard recently transferred to NM State, but will sit out the season per NCAA transfer rules.

LAST GAME

UTEP received balanced scoring, and outshooting New Mexico Highlands during a 93-70 season-opening victory. **Efe Odigie** scored 20 points and added six rebounds in 22 minutes of action, while **Daryl Edwards** (17 points), **Bryson Williams** (17 points), **Souley Boum** (15 points) and **Eric Vila** (11 points) each hit double figures during their UTEP debuts in the season opener on Nov. 5 in the Haskins Center. Vila also recorded his first career double-double in a UTEP uniform, leading with 11 rebounds and coming up short four dimes short of a triple double with six assists. Returning floor general **Jordan Lathon** produced a solid all-around game, scoring seven points, grabbing six boards and dishing out five assists. The most important of his stat line was the zero turnovers.



VETERAN LEADERSHIP

Graduate transfer **Daryl Edwards** was a late addition to the roster, but the sharpshooting guard will provide veteran leadership, while he came from Power Five program LSU. He played in all 32 games with 16 starts as a junior (2017-18), but only saw action in nine contests after suffering a season-ending injury last season. Prior to being a Tiger, Edwards played at Northwest Florida State College. He produced solid numbers while his efforts helped the Raiders advance to the 2017 NJCAA Final Four. Edwards's first season, he shot a solid 33.6 percent from downtown. He upped his three-point shooting percentage to 46.0 during his sophomore season.

FORMIDABLE FRONT COURT

With **Tyodus Verhoeven**, **Eric Vila** and **Bryson Williams** eligible for the 2019-20 season, the Miners have added much-needed depth in the frontcourt. The trio will be mixed in with Conference USA All-Freshman team performer **Efe Odigie** and **Kaosi Ezeagu**, who played valuable minutes during critical moments last season. Williams is a 6-8 forward who added shooting range to his game while sitting out due to NCAA transfer rules, while adding more muscle to his wide frame. Vila is a 6-11 versatile forward who can shoot three's, pass, dribble and defend. Verhoeven is a 6-9 forward who will be valuable defending underneath the basket. Odigie is coming off a season in which the 6-9 big man averaged a double-double (12.7 ppg, 10.1 rpg) his freshman season, while Ezeagu is a powerful 6-10, 245-pound forward who led the Miners in blocked shots last season.



TEAM COMPARISON



UTEP	CATEGORY	NM STATE
1-0	Record	1-0
93.0	Scoring Offense	92.0
70.0	Scoring Defense	46.0
+23.0	Scoring Margin	+46.0
.564	Field Goal Pct.	.545
.362	Field Goal Pct. Defense	.286
.429	3-Pt. Field Goal Pct.	.360
.355	3-Pt. Field Goal Pct. Defense	.370
6.0	3-Pt. Field Goal/Game	9.0
.781	Free Throw Pct.	.821
32.0	Free Throw Att./Game	23.0
42.0	Rebound Avg.	40.0
+14.0	Rebound Margin	+22.0
15.0	Assists Avg.	14.0
20.0	Turnovers Avg.	11.9
4.0	Steals Avg.	5.0
5.0	Blocks Avg.	0.0

2019-20 STANDINGS



	CONFERENCE	OVERALL
WKU	0-0	2-0
Middle Tennessee	0-0	2-0
UTEP	0-0	1-0
LA Tech	0-0	1-0
Marshall	0-0	1-0
UAB	0-0	1-0
Southern Miss	0-0	1-1
Florida Atlantic	0-0	1-1
North Texas	0-0	1-1
FIU	0-0	1-1
Rice	0-0	1-1
Charlotte	0-0	0-1
ODU	0-0	0-1
UTSA	0-0	0-3

UTEP IN THE RANKINGS

TEAM
CATEGORY..... STAT..... NCAA..... C-USA

INDIVIDUAL
NAME..... CATEGORY..... STAT .. NCAA... C-USA

C-USA PLAYER OF THE WEEK

C-USA FRESHMAN OF THE WEEK

UTEP'S RECORD WHEN ...

Overall.....	1-0
Playing at home.....	1-0
Playing on the road.....	0-0
Playing on a neutral court.....	0-0
Playing during the day.....	0-0
Playing at night.....	1-0
Playing C-USA foes.....	0-0
Playing C-USA home games.....	0-0
Playing C-USA road games.....	0-0
Playing C-USA neutral games.....	0-0
Playing non-conference foes.....	1-0
Playing non-conference home games.....	0-0
Playing non-conference road games.....	0-0
Playing non-conference neutral games.....	0-0
Playing on Mondays.....	0-0
Playing on Tuesdays.....	1-0
Playing on Wednesdays.....	0-0
Playing on Thursdays.....	0-0
Playing on Fridays.....	0-0
Playing on Saturdays.....	0-0
Playing on Sundays.....	0-0
Playing in November.....	1-0
Playing in December.....	0-0
Playing in January.....	0-0
Playing in February.....	0-0
Playing in March.....	0-0
Playing in the Central time zone.....	0-0
Playing in the Eastern time zone.....	0-0
Playing in the Mountain time zone.....	1-0
Playing in the Pacific time zone.....	0-0
Playing in the Hawaii time zone.....	0-0
Shooting 50% or better.....	1-0
Shooting 40% or better.....	1-0
Shooting less than 40%.....	0-0
Opponent shoots 50% or better.....	0-0
Opponent shoots 40% or better.....	0-0
Opponent shoots less than 40%.....	1-0
Shooting better than opponent.....	1-0
Shooting equal or worse than opponent.....	0-0
Scoring first.....	1-0
Opponent scores first.....	0-0
Outrebounding opponents.....	1-0
Tied or outrebounded.....	0-0
Ahead at halftime.....	1-0
Behind at halftime.....	0-0
Tied at halftime.....	0-0
Ahead with 5:00 to play.....	1-0
Behind with 5:00 to play.....	0-0
Tied with 5:00 to play.....	0-0
Committing same or less turnovers.....	1-0
Committing more turnovers.....	0-0
Having 10 or more steals.....	0-0
Shooting better than 70% from the line.....	1-0
Scoring less than 70 points.....	0-0
Scoring between 70-79 points.....	0-0
Scoring between 80-89 points.....	0-0
Scoring between 90-99 points.....	1-0
Scoring 100 points or more.....	0-0
Games decided by five points or less.....	0-0
Games decided by 6-10 points.....	0-0
Games decided by 11-19 points.....	0-0
Games decided by 20+ points.....	1-0
Bench outscores opponent's bench.....	1-0
Bench is tied or outscored by opponent's.....	0-0



2019-20 ROSTERS

NUMERICAL

NO.	NAME	POS	HT	WT	CL	EXP	HOMETOWN (HS/PREVIOUS SCHOOL)
0	Souley Boum	G	6-3	163	r-SO	RS	Oakland, Calif. (Oakland Tech HS/San Francisco)
1	Tyodus Verhoeven	F	6-9	225	r-SO	RS	Manteca, Calif. (Manteca HS/Duquesne)
2	Jordan Lathon	G	6-4	190	SO	1L	Grandview, Mo. (Grandview HS)
3	Anthony Tarke	G/F	6-6	220	r-JR	RS	Gaithersburg, Md. (Gaithersburg HS/NJIT)
4	Eric Vila	F	6-11	221	r-JR	TR	Girona, Spain (Northwest Florida State College)
5	Deon Stroud	G	6-5	197	FR	HS	Fresno, Calif. (Trinity International HS)
11	Bryson Williams	F	6-8	228	r-JR	RS	Fresno, Calif. (Roosevelt HS/Fresno State)
12	Jules Williamson	G	6-4	180	FR	HS	Aurora, Ill. (East Aurora HS)
13	Ountae Campbell	G/F	6-4	199	r-SR	1L	Los Angeles, Calif. (Brentwood HS/Fresno State)
15	Kaden Archie	G	6-6	210	SO	TR	Midlothian, Texas (Midlothian HS/TCU)
20	Anieus Medrano	G	5-11	185	JR	TR	Bakersfield, Calif. (Liberty HS/Bakersfield College)
21	Keonte Kennedy *	G	6-5	180	SO	TR	Austin, Texas (Westlake HS/Xavier)
23	Nigel Hawkins	G	6-4	198	SO	1L	Houston, Texas (Cypress Falls HS)
24	Daryl Edwards	G	6-3	185	GR	TR	Fresno, Calif. (Fresno Central HS/LSU)
25	Kaosi Ezeagu	F	6-10	245	SO	1L	Brampton, Ontario, Canada (GTA Prep)
32	Efe Odigie	F	6-9	255	SO	1L	Houston, Texas (Pro-Vision Academy)
33	Gilles Dekoninck	F	6-6	205	JR	1L	Diest, Belgium (Huntington Prep/Fresno State)
54	Isaiah Rhyanes	C	6-9	229	r-SR	OL	El Paso, Texas (Andress HS/EPCC)

ALPHBETICAL

NO.	NAME	POS	HT	WT	CL	EXP	HOMETOWN (HS/PREVIOUS SCHOOL)
15	Kaden Archie	G	6-6	210	SO	TR	Midlothian, Texas (Midlothian HS/TCU)
0	Souley Boum	G	6-3	163	r-SO	RS	Oakland, Calif. (Oakland Tech HS/San Francisco)
13	Ountae Campbell	G/F	6-4	199	r-SR	1L	Los Angeles, Calif. (Brentwood HS/Fresno State)
33	Gilles Dekoninck	F	6-6	205	JR	1L	Diest, Belgium (Huntington Prep/Fresno State)
24	Daryl Edwards	G	6-3	185	GR	TR	Fresno, Calif. (Fresno Central HS/LSU)
25	Kaosi Ezeagu	F	6-10	245	SO	1L	Brampton, Ontario, Canada (GTA Prep)
23	Nigel Hawkins	G	6-4	198	SO	1L	Houston, Texas (Cypress Falls HS)
21	Keonte Kennedy *	G	6-5	180	SO	TR	Austin, Texas (Westlake HS/Xavier)
2	Jordan Lathon	G	6-4	190	SO	1L	Grandview, Mo. (Grandview HS)
20	Anieus Medrano	G	5-11	185	JR	TR	Bakersfield, Calif. (Liberty HS/Bakersfield College)
32	Efe Odigie	F	6-9	255	SO	1L	Houston, Texas (Pro-Vision Academy)
54	Isaiah Rhyanes	C	6-9	229	r-SR	OL	El Paso, Texas (Andress HS/EPCC)
5	Deon Stroud	G	6-5	197	FR	HS	Fresno, Calif. (Trinity International HS)
3	Anthony Tarke	G/F	6-6	220	r-JR	RS	Gaithersburg, Md. (Gaithersburg HS/NJIT)
1	Tyodus Verhoeven	F	6-9	225	r-SO	RS	Manteca, Calif. (Manteca HS/Duquesne)
4	Eric Vila	F	6-11	221	r-JR	TR	Girona, Spain (Northwest Florida State College)
11	Bryson Williams	F	6-8	228	r-JR	RS	Fresno, Calif. (Roosevelt HS/Fresno State)
12	Jules Williamson	G	6-4	180	FR	HS	Aurora, Ill. (East Aurora HS)

* - Sitting out 2019-20 season due to NCAA Transfer Rules

HEAD COACH: Rodney Terry (St. Edwards '90)

ASSISTANT COACHES: Kenton Paulino (Texas '08), Nick Matson (VMI '09), Arturo Ormond (Texas-Pan American '91)

DIRECTOR OF BASKETBALL OPERATIONS: Mark Gisbertz (Fresno State '14), **DIR. OF PLAYER PERSONNEL:** Darshawn McClellan (Vanderbilt '11)

PRONUNCIATION GUIDE

SOULEY BOUM – SUE-LAY BOOM

OUNTAE Campbell – ON-TAY

GILLES DEKONINCK – JILES DEE-KON-ICK

KAOSI EZEAGU – K-C EASY-AGOO

Jordan **LATHON** – LAY-THIN

EFE ODIGIE – EF-EE O-DEE-GEE

Isaiah **RHYANES** – RYANS

Anthony **TARKE** – TARK

Tyodus **VERHOEVEN** – VER-WHO-VENN

LETTERMEN RETURNING (6): Ountae Campbell, Gilles Dekoninck, Kaosi Ezeagu, Nigel Hawkins*, Jordan Lathon*, Efe Odigie*

LETTERMEN LOST (3): Evan Gilyard*, Kobe Magee, Paul Thomas*

NEWCOMERS (11): Kaden Archie, Souley Boum^, Daryl Edwards, Keonte Kennedy#, Anieus Medrano, Deon Stroud, Anthony Tarke^, Tyodus Verhoeven^, Eric Vila, Bryson Williams^ and Jules Williamson.

* Denotes starter in 2018-19

^ Denotes sat out in 2018-19 due to NCAA transfer rules

Denotes sitting out 2019-20 season per NCAA transfer rules



2019-20 STATISTICS

RECORD:	OVERALL	HOME	AWAY	NEUTRAL
ALL GAMES	1-0	1-0	0-0	0-0
CONFERENCE	0-0	0-0	0-0	0-0
NON-CONFERENCE	1-0	1-0	0-0	0-0

#	Player	gp-gs	min	avg	Total		3-Point		F-Throw		Rebounds				pf	dq	a	to	blk	stl	pts	avg	
					fg-fga	fg%	3fg-fga	3fg%	ft-fta	ft%	off	def	tot	avg									
32	Efe Odigie	1-0	22	22.0	8-10	.800	0-0	.000	4-4	1.000	0	6	6	6.0	3	0	0	1	0	1	20	20.0	
24	Daryl Edwards	1-1	35	35.0	5-8	.625	3-4	.750	4-5	.800	0	2	2	2.0	1	0	1	3	2	0	17	17.0	
11	Bryson Williams	1-1	21	21.0	5-7	.714	1-1	1.000	6-8	.750	3	4	7	7.0	3	0	0	4	2	0	17	17.0	
00	Souley Boum	1-1	30	30.0	7-13	.538	1-3	.333	0-0	.000	0	1	1	1.0	1	0	3	6	0	1	15	15.0	
04	Eric Vila	1-1	29	29.0	3-8	.375	1-3	.333	4-4	1.000	2	9	11	11.0	1	0	6	2	1	0	11	11.0	
02	Jordan Lathon	1-1	32	32.0	1-5	.200	0-2	.000	5-8	.625	1	5	6	6.0	3	0	5	0	0	0	7	7.0	
05	Deon Stroud	1-0	17	17.0	2-3	.667	0-1	.000	0-1	.000	3	0	3	3.0	2	0	0	2	0	2	4	4.0	
03	Anthony Tarke	1-0	5	5.0	0-1	.000	0-0	.000	2-2	1.000	1	2	3	3.0	2	0	0	0	0	0	2	2.0	
01	Tyodus Verhoeven	1-0	9	9.0	0-0	.000	0-0	.000	0-0	.000	1	0	1	1.0	2	0	0	2	0	0	0	0.0	
Team											0	2	2										
Total.....		1	200		31-55	.564	6-14	.429	25-32	.781	11	31	42	42.0	18	0	15	20	5	4	93	93.0	
Opponents.....		1	200		21-58	.362	11-31	.355	17-22	.773	9	19	28	28.0	30	-	7	20	2	9	70	70.0	

TEAM STATISTICS

	UTEP	OPP
SCORING	93	70
Points per game	93.0	70.0
Scoring margin	+23.0	-
FIELD GOALS-ATT	31-55	21-58
Field goal pct	.564	.362
3 POINT FG-ATT	6-14	11-31
3-point FG pct	.429	.355
3-pt FG made per game	6.0	11.0
FREE THROWS-ATT	25-32	17-22
Free throw pct	.781	.773
F-Throws made per game	25.0	17.0
REBOUNDS	42	28
Rebounds per game	42.0	28.0
Rebounding margin	+14.0	-
ASSISTS	15	7
Assists per game	15.0	7.0
TURNOVERS	20	20
Turnovers per game	20.0	20.0
Turnover margin	+0.0	-
Assist/turnover ratio	0.8	0.4
STEALS	4	9
Steals per game	4.0	9.0
BLOCKS	5	2
Blocks per game	5.0	2.0
ATTENDANCE	3738	0
Home games-Avg/Game	1-3738	0-0
Neutral site-Avg/Game	-	0-0

Date	Opponent	Score	Att.
11/05/19	NEW MEXICO HIGHLANDS	w 93-70	3738

* - Conference game

Score by Periods	1st	2nd	Totals
UTEP	44	49	93
Opponents	24	46	70



2019-20 RESULTS

<i>OPPONENT</i>	<i>DATE</i>	<i>SCORE</i>	<i>ATT</i>	<i>POINTS</i>	<i>REBOUNDS</i>	<i>ASSISTS</i>	<i>STEALS</i>	<i>BLOCKED SHOTS</i>
(November 1-0)								
New Mexico Highlands	11/5/19	W, 93-70	3738	20-Odigie	11-Vila	6-Vila	2-Stroud	2-Williams/Edwards

\$ WestStar Bank Don Haskins Sun Bowl Invitational

Diamond Head Classic

* Conference USA game



2019-20 GAME-BY-GAME STATISTICS

<i>OPPONENT</i>	<i>W/L</i>	<i>PTS</i>	<i>1ST/2ND/OT</i>	<i>BENCH</i>	<i>FG-FGA</i>	<i>FG%</i>	<i>3FG</i>	<i>3FG%</i>	<i>FT-FTA</i>	<i>FT%</i>	<i>OF</i>	<i>DE</i>	<i>TOT</i>	<i>PF</i>	<i>A</i>	<i>TO</i>	<i>BLK</i>	<i>S</i>
@ UTEP	W	93	44/49	36	31-55	.564	6-14	.429	25-32	.781	11	31	42	18	15	20	5	4
NMHU		70	24/46	16	21-58	.362	11-31	.355	17-22	.773	9	19	28	30	7	20	2	9



2019-20 GAME-BY-GAME (PTS, REB, AST)

OPPONENT	DATE	SCORE	W/L	0 BOUM	1 VERHOEVEN	2 LATHON	3 TARKE	4 VILA	5 STROUD	11 WILLIAMS	12 WILLIAMSON
NMHU	11/5/19	93-70	W	15-1-3	0-1-0	7-6-5	2-3-0	11-11-6	4-3-0	17-7-0	DNP
OPPONENT	DATE	SCORE	W/L	13 CAMPBELL	15 ARCHIE	20 MEDRANO	23 HAWKINS	24 EDWARDS	32 ODIGIE	33 DEKONINCK	54 RHYANES
NHHU	11/5/19	93-70	W	DNP	-	DNP	-	17-2-1	20-6-0	DNP	DNP

§ WestStar Bank Don Haskins Sun Bowl Invitational

Diamond Head Classic

* Conference USA game



LARGEST LEAD & LARGEST DEFICIT

DATE	OPPONENT	RESULT	LARGEST LEAD	LARGEST DEFICIT	TIMES TIED	LEAD CHANGES
Nov. 5	NMHU	W, 93-70	25 (89-64, 1:46 2nd)	1 (8-7, 14:01 1st)	0	2

§ WestStar Bank Don Haskins Sun Bowl Invitational

Diamond Head Classic

* Conference USA game

