

# RAIDERS **MT** FOOTBALL

▶ 47 All-Americans ▶ 11 Bowl Games ▶ 6 Freshman All-Americans ▶ 20 Conference Players of the Year ▶ 12 Conference Championships

## MIDDLE TENNESSEE (6-3; 5-1) vs UTEP (1-8; 1-4)

Sat., 11/10/2018 • 2 PM CT • Sun Bowl (51,500) • El Paso, TX

### MIDDLE TENNESSEE BLUE RAIDERS



### UTEP MINERS



### THE BASICS

<b>Record</b> ..... 6-3 (5-1)	<b>Record</b> ..... 1-8 (1-4)
<b>Last Game</b> ..... 11/2/2018 vs WKU, 29-10	<b>Last Game</b> ..... 11/3/2018 at Rice, W, 34-26
<b>Coach</b> ..... Rick Stockstill	<b>Coach</b> ..... Dana Dimel
<b>Career Record</b> ..... 85-75	<b>Career Record</b> ..... 31-47
<b>Career Conf. Rec.</b> ..... 63-36	<b>UTEP Record</b> ..... 1-8

### STATISTICAL LEADERS

<b>Rushing</b> .... Chaton Mobley 56 att, 326 yds, 3 TD	<b>Rushing</b> ..... Q. Wadley 90 att, 475 yds, 5 TD
<b>Passing</b> ..... Brent Stockstill 189-280-5, 1946 yds, 17 TD	<b>Passing</b> ..... Kai Locksley ..... 68-131-4, 772 yds, 2 TD
<b>Receiving</b> ..... Ty Lee 41 rec, 463 yds, 4 TD	<b>Receiving</b> ..... Warren Redix 29 rec, 378 yds, 0 TD
<b>Tackling</b> ..... R. Blankenship 71 tackles	<b>Tackling</b> ..... A.J. Hotchkins 91 tackles
<b>Sacks</b> ..... DQ Thomas 5.0 sacks	<b>Sacks</b> ..... Mike Sota 4.5 sacks
<b>INTs</b> ..... Wesley Bush 3 Interceptions	<b>INTs</b> ..... 2 players 1 Interception

### INSIDE THE SERIES

<b>Overall</b> ..... 2-1 MT	<b>Most MT Pts</b> ..... 48
<b>In the Boro</b> ..... 2-0	<b>Most UTEP Pts</b> ..... 24
<b>In El Paso</b> ..... 0-1	<b>3 Points or Less</b> ..... 0-1
<b>Current Streak</b> ..... W1	<b>7 Points or Less</b> ..... 0-1
<b>Long Win Streak</b> ..... 1	<b>Biggest Win</b> ..... 31 pts

### ATHLETIC COMMUNICATIONS

**Shipping Address** ..... 1672 Greenland Drive  
Murfreesboro, TN 37132

**Phone** ..... 615.898.2968

**Web site** ..... GoBlueRaiders.com

**Associate AD/Communications** ..... Mark Owens

Email ..... owens@goblueraiders.com

Office ..... 615.898.5057

Cell ..... 615.631.9520

Twitter ..... @MarkOwens5

**Associate (secondary football)** ..... Tony Stinnett

**Assistant** ..... Eric Beovich

**Social Media Coord./Photographer** ..... Brent Beerends

**Media Specialists/Video** ..... Nathan Wallach

**Video Intern** ..... Bailey White

**Staff Writer** ..... Josh Vardaman

**Interns** ..... J. Johnson, B. English, T. Schiefelbein, H. Huntley

**Students** ..... Tyler Lamb, Anthony Fiorella, Devin P. Grimes

MT\_FB @MTAthletics @MT\_FB

BlueRaiderAthletics GoBlueRaidersTV

### QUICK HITTERS

- ▶ Middle Tennessee's 5-1 C-USA start is its best since joining the league in 2013.
- ▶ Team is averaging **227** yards rushing a game over the last two contests.
- ▶ Brent Stockstill has **24** wins as the QB at MT which ranks as the 4th most in school history and the most in the Rick Stockstill era.
- ▶ In the last 22 home C-USA games, MT has a mark of 19-3
- ▶ Over the last six games, MT has outscored the opposition **82-42** in the second half
- ▶ The MT defense has three touchdowns in 2018 to rank **7th** nationally
- ▶ Senior WR **Patrick Smith** has 40 receptions which is a new single-season high for the former walk-on. His previous best season was 2017 when he had 29 receptions.
- ▶ WR **Ty Lee** has hauled in at least one reception in **35** straight games which is tied for the second longest streak in MT history and is the **9th** longest current streak in the country.
- ▶ In MT's last **25 wins**, it has averaged 508.2 yards of total offense and allowed 377.4.
- ▶ S **Wesley Bush** leads the team with 3 interceptions and ranks 23rd nationally
- ▶ MT is **31-15** all-time in C-USA play and is averaging **196.0** yards rushing per game.
- ▶ Middle Tennessee is **27-7** in its last 34 home games.


- ▶ In their last **54** conference games, the Blue Raiders have a mark of **37-17**.
- ▶ Over the last 78 games, the Blue Raiders have come up with 80 interceptions. The team had 15 picks in 2013 by eight different players, 13 in 2014, 17 in 2015, 11 in 2016 but just five in 2017.
- ▶ Consecutive Start Leader: **Carlos Johnson** (23).
- ▶ Under **Rick Stockstill**, the Blue Raiders have been involved in 23 games that were decided in the final minute of regulation or overtime. The team is 13-10 in those games and have won nine of the last 13.
- ▶ **Rick Stockstill** is third on the school's all-time wins list with **85** victories.
- ▶ In 160 games under **Rick Stockstill**, the Blue Raiders are **+13** in turnover margin.
- ▶ Middle Tennessee has scored 30 or more


### ON THE AIR

#### TELEVISION

ESPN+  
Andy Morgan (play-by-play)   
Trevor Vittatao (analyst)

#### RADIO

**BLUE RAIDER NETWORK**   
Chip Walters (play-by-play), 28th year  
Wes Counts (analyst), 3rd year  
Wayne Groce (spotter), 38th year

Nashville: 102.5 FM  
Mid-state: 89.5 FM  
Local: 100.5 FM, 101.9 FM, 1450 AM  
National: Sirius: 975 (app and web player)  
TuneIn App: Search Middle Tennessee 

points 72 times under **Rick Stockstill**. The Blue Raiders had 10 games of 30 or more points in 2016 to set a new single-season high under Rick Stockstill. The previous mark was nine in 2009.

- ▶ Middle Tennessee's 61 points scored against UTM went down as the most by the Blue Raiders since scoring 77 in a win over FAU in 2016.
- ▶ MT has been bowl eligible 10 times in the last 13 years (7 straight years) and has reached a bowl game a school-record three straight years.
- ▶ The 2018 season is the **104th** for Blue Raider football and the **20th** at the FBS level.

#### FBS HEAD COACHES SONS PLAYING FBS

<b>Coach (School)</b>	<b>Son (School)</b>
Bill Clark (UAB)	Jacob (UAB)
Mike MacIntyre (Colorado)	Jay (Colorado)
Phillip Montgomery (Tulsa)	Cannon (Tulsa)
Ken Niumatalolo (Navy)	Ali'i (Utah)
Gary Patterson (TCU)	Blake (TCU)
<b>Rick Stockstill (MTSU)</b>	<b>Brent (MTSU)</b>
Dabo Swinney (Clemson)	Will (Clemson)
Bobby Wilder (ODU)	Derek (ODU)

- ▶ There have been 89 known players in Division I-A (FBS) history who have played for their head-coaching fathers in college. There are seven active in 2018 with the Stockstill combination the only head coach and starting QB.

### A RAIDER WIN WOULD ...

- ▶ Be the 580th all-time for the program
- ▶ Give the Blue Raiders their first-ever 6-1 start in C-USA play
- ▶ Give them at least 7 wins in a season for the 4th straight year

Conference Champions: 1956, 1957, 1958, 1959, 1964, 1965, 1985, 1989, 1990, 1992, 2001, 2006

## C-USA STANDINGS

### East Division

	Overall	C-USA
Middle Tennessee	6-3	5-1
FIU	6-3	4-1
Marshall	5-3	3-2
Charlotte	4-5	3-2
FAU	4-5	2-3
Old Dominion	2-7	1-5
WKU	1-8	0-5

### West Division

	Overall	C-USA
UAB	8-1	6-0
Louisiana Tech	6-3	4-1
North Texas	7-2	3-2
Southern Miss	4-4	3-2
UTSA	3-6	2-3
UTEP	1-8	1-4
Rice	1-9	0-6

## UPCOMING C-USA SCHEDULE

### SATURDAY, NOVEMBER 10

Charlotte at Marshall  
 FIU at UTSA  
 WKU at Florida Atlantic  
 Rice at Louisiana Tech  
 Middle Tennessee at UTEP  
 North Texas at Old Dominion  
 Southern Miss at UAB

### SATURDAY, NOVEMBER 17

FIU at Charlotte  
 Florida Atlantic at North Texas  
 Louisiana Tech at Southern Miss  
 UTSA at Marshall  
 Middle Tennessee at Kentucky  
 VMI at Old Dominion  
 Rice at LSU  
 UAB at Texas A&M  
 UTEP at WKU

## ATHLETIC COMMUNICATIONS

### Press Conference

On Mondays at 10:30 AM, in the Kennon Sports Hall of Fame building, selected players and Coach Stockstill meet with the media individually for a press conference. The weekly conferences will be held every Monday before a game. Media can park in the area located between the practice field and the weight room on campus. The Athletic Communications Office will transcribe quotes that will be put on GoBlueRaiders.com and also emailed to the Blue Raiders' primary and football lists. A video feed of Stockstill, along with the players, will be available on Youtube.com/GoBlueRaiders.tv. The Press Conference will be shown live on Facebook Live.

### Practice

Members of the media can interview coaches and players on Tuesday and Wednesday of game-week after practice. All practices are closed. Following Wednesday's practice, student-athletes will not be available for interviews until the conclusion of the game on Friday/Saturday.

### Postgame Interviews

Middle Tennessee's locker room is closed. Media will be asked to submit a list of player requests to Mark Owens at the start of the 4th quarter. During home games, players will be available to the media first in the Murphy Center Green Room (lower level) followed by Head Coach Rick Stockstill.

### Photographer Room

A photographer work area is setup prior to each game in the southeast corner of Murphy Center. Tables and internet access will be setup just outside the Green Room for use by all photographers.

<b>S1</b>		<b>VANDERBILT</b> NASHVILLE, TN/VANDERBILT STADIUM/VU LEADS 16-3	<b>SECNA</b>	<b>L, 7-35</b>
<b>S8</b>		<b>UT-MARTIN</b> MURFREESBORO, TN/FLOYD STADIUM/MT LEADS 21-7-1	<b>ESPN+</b>	<b>W, 61-37</b>
<b>S15</b>		<b>#3 GEORGIA</b> ATHENS, GA/SANFORD STADIUM/UGA LEADS 2-0	<b>ESPNNews</b>	<b>L, 7-49</b>
<b>S29</b>		<b>FLORIDA ATLANTIC</b> MURFREESBORO, TN/FLOYD STADIUM/MT LEADS 12-4	<b>STADIUM/FB</b>	<b>W, 25-24</b>
<b>O5</b>		<b>MARSHALL</b> HUNTINGTON, WV/J. EDWARDS STADIUM/MU LEADS 5-3	<b>CBS SN</b>	<b>W, 34-24</b>
<b>O13</b>		<b>FIU</b> MIAMI, FL/R. SILVA STADIUM/MT LEADS 9-5	<b>beIN</b>	<b>L, 21-24</b>
<b>O20</b>		<b>CHARLOTTE (HC)</b> MURFREESBORO, TN/FLOYD STADIUM/MT LEADS 3-0	<b>ESPN3</b>	<b>W, 21-13</b>
<b>O27</b>		<b>OLD DOMINION</b> NORFOLK, VA/BALLARD STADIUM/MT LEADS 3-0	<b>ESPN+</b>	<b>W, 51-17</b>
<b>N2</b>		<b>WKU</b> MURFREESBORO, TN/FLOYD STADIUM/MT LEADS 35-32-1	<b>CBS SN</b>	<b>W, 29-10</b>
<b>N10</b>		<b>UTEP</b> EL PASO, TX/SUN BOWL STADIUM/MT LEADS 2-1	<b>ESPN+</b>	<b>2 PM</b>
<b>N17</b>		<b>KENTUCKY</b> LEXINGTON, KY/KROGER FIELD/UK LEADS 2-0	<b>TBA</b>	<b>TBA</b>
<b>N24</b>		<b>UAB</b> MURFREESBORO, TN/FLOYD STADIUM/TIED 3-3	<b>ESPN3</b>	<b>2 PM</b>

### A LOOK AT THE SERIES

► This will be just the fourth meeting in a series that began in 2013. The Blue Raiders own a slim 2-1 advantage in the series but are 0-1 in El Paso. MT won the 2013 game in Murfreesboro, 48-17, then fell to the Miners in El Paso in 2014, 24-21. The Blue Raiders won last year at Floyd Stadium, 30-3.

### GOOD IN NOVEMBER

► Under Rick Stockstill, the Blue Raiders have enjoyed success down the final stretch of the season in November. Over its last 24 games in the month of November, the Blue Raiders are **18-6** and have won 10 of its last 13. Overall under Stockstill MT carries a **30-16** mark in November.

### TURNOVERS KEY IN C-USA PLAY

► A key to the Blue Raiders' 5-1 league start has been turnover margin. MT stands +7 in the six games and scored 47 points off those miscues compared to three by the opposition. MT has forced nine turnovers in the last three games combined and had just seven in the seasons first six games.

### MOBLEY BREAKS OUT

► Redshirt freshman Chaton Mobley enjoyed a breakout game in the win over WKU. Mobley rushed for a career-high 198 yards on 25 carries to break the single-game rushing mark by a freshman at MT. The previous best was 188 yards by Brigham Lyons in 1992. Mobley, who added a personal-best 60-yard run, entered the WKU contest with 128 rushing yards on the season in seven games.

### A GAME TO REMEMBER

► Sophomore Reed Blankenship put together one of the best defensive games in the history

## COLLEGE PRESS BOX.COM

CollegePressBox.com is the official media website for Conference USA football. Access and download weekly game notes, opponent notes, quotes, depth charts, complete final game books, media guides, head shots, and more for the conference and each of its 14-member schools.

The site also has a complete list of conference beat writers, radio broadcasters, and much more.

Apply for access at [www.collegepress-box.com/password](http://www.collegepress-box.com/password).

of Blue Raider football against ODU. Blankenship recorded a career-high 17 tackles, including a personal-best 3.0 TFLs, a sack, and a record-setting interception. At the end of the first half, Blankenship picked off a Blake LaRussa pass in the end zone and returned it 100 yards for a touchdown. It matched the longest return in MT and C-USA history and was ESPN's No. 2 ranked play of the day.

### LEE IN ELITE 2000 CLUB

► Junior Ty Lee, who has 31 receptions and four touchdowns his last six games, is now a member of the 2,000-yard club. With 69 yards at ODU, Lee became just the sixth player in school history to record 2,000 receiving yards. Lee has **2,117** career yards and needs **89** more to take over 5th place from Demetric Mostiller.

### STOCKSTILL EYEING 11,000

► Senior quarterback Brent Stockstill needs just **103** more passing yards to become just the eighth player in Conference USA history to reach the 11,000-yard mark. Stockstill enters the UTEP game with 10,897 career passing yards.

**STOCKSTILL TIES RAMSEY**

► QB Brent Stockstill recorded his **16th** career 300-yard passing game and his second of the season when he tallied 317 yards against Marshall. Stockstill is now tied for **7th** all-time in C-USA history with former Tulane star Patrick Ramsey with **16** 300-yard outings. With his next 300-yard game he will tie Mike White (WKU) and Kevin Kolb (Houston) for 5th.

**DEFENSE TIES RECORD**

► Against ODU, the Blue Raider defense picked off three passes and two were returned for touchdowns. The two touchdowns equaled the school record set in 2013 against Southern Miss. The three picks were returned a total of 137 yards which went down as the second most ever recorded in a game by the Blue Raiders.

**10 TIMES IN 13 YEARS**

► In 13 years under Rick Stockstill, Middle Tennessee has reached bowl eligibility 10 times and nine times in the last 10 years. The Blue Raiders have been bowl eligible under Rick Stockstill in 2006, 2009, 2010, 2012, 2013, 2014, 2015, 2016, 2017 and 2018. The 10 bowl eligible years during the 13-year span is more than any FBS team in Tennessee and equals the most of any program in C-USA.

**RAIDERS ON WATCH LISTS**

- Middle Tennessee has five players on Watch Lists this fall:
- Maxwell: Brent Stockstill
  - Davey O'Brien: Brent Stockstill
  - Wuerffel: Brent Stockstill
  - Butkus: Darius Harris
  - Biletnikoff: Ty Lee
  - Ray Guy: Matt Bonadies
  - Doak Walker: Tavares Thomas
  - Johnny Unitas: Brent Stockstill
  - Earl Campbell: Tavares Thomas

**WEST BREAKS OUT**

► Getting just his third career start and first of the season at ODU, RB Terelle West broke loose for his second career 100-yard rushing game. West had 120 yards on just 13 carries to record the Blue Raiders' first 100-yard game of the season. West also had a 71-yard TD run which equaled the sixth longest run in the Rick Stockstill era.

**BIG PLAYS ... FINALLY**

► After having just three plays of over 50 yards all year entering the ODU game, MT busted out with three over 70 yards against the Monarchs. Reed Blankenship had a 100-yard INT return, Terelle West added a 71-yard TD run and Gatlin Casey added a 70-yard TD reception. The Blue Raiders had zero plays over 70 yards in 2017.

**GIANT KILLERS**

► Under Rick Stockstill, the Blue Raiders have a knack of knocking off Power 5 opponents. With the win at Syracuse last season, MT now has five wins over Power 5 foes in the Rick Stockstill era. MT has wins over Maryland (2008, 2009), Georgia Tech (2012), Missouri (2016) and Syracuse (2017) with six others being decided by a touchdown or less. The Raiders will have plenty chances in the future with games against Georgia and Kentucky in 2018; Michigan, Duke and Iowa in 2019; and Ole Miss and Virginia Tech in 2020.

**WINNING TURNOVER BATTLE**

► Winning the turnover battle is critical in collecting victories in football. Under Rick Stockstill, MT has a mark of **54-14** when winning the turnover battle and is 46-6 during bowl eligible years (2006, 2009, 2010, 2012, 2013, 2014, 2015, 2016, 2017, 2018). Over the last 84 games (since 2012), MT is **29-3** when winning the turnover battle.

**QUICK FACTS**

**General**

Location ..... Murfreesboro, TN 37132  
 Founded..... 1911  
 Enrollment..... 22,050  
 Nickname ..... Blue Raiders  
 Colors ..... Royal Blue and White  
 Conference ..... Conference USA  
 President..... Dr. Sidney A. McPhee  
 Alma Mater ..... Prairie View, 1976  
 Director of Athletics..... Chris Massaro  
 Alma Mater ..... Northern Colorado, 1983  
 Stadium ..... Floyd/Horace Jones Field  
 Surface ..... Synthetic  
 Capacity..... 30,788  
 Basic Offense..... Multiple  
 Basic Defense ..... 4-3

**History**

First Year of Football ..... 1911  
 Number of Seasons..... 104th  
 All-Time Record..... 579-428-28  
 Record at Floyd Stadium..... 295-120-13  
 FBS Bowl Appearances..... 7 (2-5)  
 First Year in C-USA..... 2013

**2017 Recap**

2017 Record..... 7-6  
 2017 Bowl..... Camellia Bowl def. Arkansas St.  
 2017 C-USA Record..... 4-4  
 2017 C-USA Finish..... T4th in East

**Coaching Staff**

Head Coach ..... Rick Stockstill  
 Alma Mater ..... Florida State, 1982  
 Record at MT..... 85-75 (13th season)  
 Record Overall ..... Same  
 Defensive Coordinator/Safeties..... Scott Shafer  
 Recruiting Coordinator/CB..... Steve Ellis  
 Defensive Line ..... Tommy West  
 Defensive Line..... Dustin Royston  
 Linebackers..... Siriki Diabate  
 Offensive Coord./QB ..... Tony Franklin  
 Tackles/TE/Run Game Coord. .... Mike Pollyly  
 Offensive Line..... Rick Mallory  
 Running Backs ..... Jeff Beckles  
 Wide Receivers..... Austin Silvoy  
 Graduate Assistant ..... Wolfgang Shafer  
 Graduate Assistant ..... Jordan Frost-Dixon  
 Graduate Assistant ..... Hunter MacKay  
 Graduate Assistant ..... Nolan Genovese  
 Quality Control ..... Tyler Boyles  
 Quality Control ..... Nic Woodley  
 Strength and Conditioning..... Matt Hickmann  
 Sports Medicine ..... Keith Bunch  
 Director of Operations..... Brent Brock  
 Dir. of Player Personnel..... Will Redmond  
 Recruiting Assistant ..... Jessica Stinger  
 Equipment Manager ..... Larry Maples  
 Video Coordinator ..... Erik Bartlett  
 Team Security..... Scott Miller, Andrew Sumonic  
 Secretary ..... Jan Worley  
 Ticket Office ..... 1-888-YES-MTSU

**LAST MINUTE PLAYS IN THE RICK STOCKSTILL ERA**

Games decided by one play in the final minute of regulation

Opponent	Result	Play	Time of Play
FIU, 2018	L, 24-21	MT throws INT in FIU end zone	0:36
FAU, 2018	W, 25-24	Tavares Thomas TD then Gatlin Casey 2 PT rec.	0:38
WKU, 2016	L, 44-43	WKU hits 18 FG	0:05
LA Tech, 2016	W, 38-34	Held LT at MT 6-yard line on 4th Down	0:50
Marshall, 2015	W, 27-24 (3OT)	Marshall missed 32-yard FG	0:05
Illinois, 2015	L, 27-25	Missed 43-yard FG	0:04
FAU, 2014	W, 35-34	12-yard pass to Marcus Henry from Austin Grammer	0:19
USM, 2014	W, 37-31	MT recovers onside kick	0:27
WKU, 2014	W, 50-47 (3OT)	WKU hits 24-yard field goal	0:20
UAB, 2013	W, 24-21	18 FG by Cody Clark	0:03
Marshall, 2013	W, 51-49	9-yard pass to Tavarres Jefferson from Logan Kilgore	0:00
FIU, 2012	W, 34-30	Reggie Whatley 7 TD run	0:36
WKU, 2011	L, 36-33 (2OT)	Shubert Bastien Blocked 46 FG to end regulation	0:00
Memphis, 2011	W, 38-31	33-yard pass to Anthony Amos from Logan Kilgore	0:11
Purdue, 2011	L, 27-24	47 FG by Alan Gendreau blocked	0:00
Maryland, 2009	W, 32-31	19 FG by Alan Gendreau	0:00
Kentucky, 2008	L, 20-14	Hail Mary to Eldred King came up 1-yard short	0:00
FAU, 2008	W, 14-13	Hail Mary to Malcolm Beyah (32-yd TD Catch)	0:00
ULM, 2007	W, 43-40	Bradley Robinson 89-yd kickoff return for TD	0:45
Virginia, 2007	L, 23-21	UVA hit 34-yard field goal	0:08
WKU, 2007	L, 20-17	Matt King misses 34-yard field goal	0:00
Troy, 2006	L, 21-20	Troy 3-yard TD pass	0:14

**WHO'S UP? WHO'S DOWN?**

**Press Box**

Scott Shafer, Defensive Coordinator  
 Dustin Royston, Defensive Line  
 Hunter MacKay, GA; Jordan Frost-Dixon, GA  
 Nic Woodley, QC; Nolan Genovese, GA

**Sidelines**

Rick Stockstill, Head Coach  
 Tony Franklin, Offensive Coordinator  
 Steve Ellis, Cornerbacks  
 Jeff Beckles, Running Backs  
 Rick Mallory, Offensive Line  
 Mike Polly, Tackles/Tight Ends  
 Siriki Diabate, Linebackers  
 Tommy West, Defensive Line  
 Austin Silvoy, Wide Receivers  
 Tyler Boyles, QC; Wolfgang Shafer, GA

**RAIDERS RECORD WHEN ...**

	<b>2018</b>
At Home.....	4-0
On The Road.....	2-3
Neutral Site.....	0-0
vs C-USA Opponents.....	5-1
vs Non-Conference.....	1-2
vs Ranked Opponents.....	0-1
vs In-State Opponents.....	1-1
In September.....	2-2
In October.....	3-1
In November.....	1-0
In December.....	0-0
On CBS SN.....	2-0
On beIN.....	0-1
On Stadium.....	1-0
On SEC Network.....	0-1
On ESPN News.....	0-1
On ESPN.....	0-0
On ESPN3.....	1-0
On ESPN2.....	0-0
On ESPN+.....	2-0
Afternoon Games.....	2-1
Night Games.....	4-2
Decided by 7 or less.....	1-1
Winning Coin Toss.....	1-2
Losing Coin Toss.....	5-1
Scoring First.....	3-0
Opp. Scores First.....	3-3
Leading at Halftime.....	4-1
Tied at Halftime.....	0-0
Trailing at Halftime.....	2-2
Leading After 3 Qts.....	5-1
Tied After 3 Qts.....	0-0
Trailing After 3 Qts.....	1-2
In Overtime.....	0-0
Scoring 30+ Pts.....	3-0
Scoring 20-29 Pts.....	3-1
Scoring 0-19 Pts.....	0-2
Allowing 30+ Pts.....	1-2
Allowing 20-29 Pts.....	2-1
Allowing 0-19 Pts.....	3-0
Outrushing Opp.....	2-1
Getting Outrushed.....	4-2
Pass for More Yds.....	3-1
Pass for Fewer Yds.....	3-2
Outgaining Opp.....	3-0
Getting Outgained.....	3-3
Win Time of Poss.....	2-2
Lose Time of Poss.....	4-1
Fewer Penalty Yds.....	4-2
More Penalty Yds.....	2-1
Win Turnover Battle.....	4-0

**2018 TURNOVER BREAKDOWN**

Opponent	MTTOs	Opp. Pts.	Opp. TOs	MT Pts.	Margin
Vanderbilt	2	14	0	0	-2
UTM	1	0	2	7	+1
Georgia	2	7	0	0	-2
FAU	2	0	2	0	-
Marshall	1	3	3	10	+2
FIU	1	0	0	0	-1
Charlotte	2	0	2	14	0
ODU	1	0	5	20	+4
WKU	0	0	2	3	+2
UTEP					
Kentucky					
UAB					
<b>Total</b>	<b>12</b>	<b>24</b>	<b>16</b>	<b>54</b>	<b>+4</b>

**LOOKING FOR 100**

► During its history, Middle Tennessee owns an impressive **172-55-1** (.754) record when a back gains 100 or more yards rushing. Under Rick Stockstill, a Blue Raider has reached the 100-yard mark **58** times and the team has a **50-8** mark in those games.

**MR. SENIORITY**

► Middle Tennessee head coach Rick Stockstill is in his 13th season at the helm of the Blue Raiders. His 13 seasons make him the longest tenured head coach in Conference USA while ranking 6th nationally.

Coach, School	Year
Kirk Ferentz, Iowa	20th season
Gary Patterson TCU	18th season
Kyle Whittingham, Utah	14th season
Frank Solich, Ohio	14th season
Mike Gundy, OSU	14th season
<b>Rick Stockstill, MT</b>	<b>13th season</b>
Pat Fitzgerald, NW	13th season

**30 IS MAGIC**

► Under Rick Stockstill, the Blue Raiders are **65-7** when scoring 30 points or more. The seven losses came at Louisville in 2007 when the Raiders fell 58-42; at Troy in 2011, 38-35; at home against WKU in 2011, 36-33 (2OT); against Western Michigan in the Popeyes Bahamas Bowl in 2015 (45-31); at home against WKU in 2016 (44-43); against Hawai'i in the Hawai'i Bowl (52-35); and at WKU (41-38 3OT) in 2017.

**OVERTIME GAMES**

► Middle Tennessee has competed in 10 overtime games as an FBS member (since 1999) and carries a mark of 5-5. Here is a list:

Overtime
<b>2017:</b> WKU 41, MT 38 (11/17) (3OT)
<b>2016:</b> WKU 44, MT 43 (10/15) (2OT)
<b>2015:</b> MT 27, Marshall 24 (11/7) (3OT)
<b>2014:</b> MT 50, WKU 47 (9/13) (3OT)
<b>2013:</b> MT 42, FAU 35 (9/21) (OT)
<b>2011:</b> WKU 36, MT 33 (10/6) (2 OT)
<b>2003:</b> UL-Lafayette 57, MT 51 (11/15) (4 OT)
<b>2003:</b> MT 28, Idaho 21 (10/18) (OT)
<b>2003:</b> Missouri 41, MT 40 (9/20) (OT)
<b>2000:</b> MT 41, UL-Lafayette 38 (11/18) (2 OT)

**1 POINT GAMES**

► Rick Stockstill seems to have a little magic going in tight games. Under his direction, the Blue Raiders are an impressive 7-2 in games decided by one point.

<b>2006</b> MT 7, FIU 6	<b>2010</b> MT 28, FIU 27
<b>2006</b> Troy 21, MT 20	<b>2014</b> MT 35, FAU 34
<b>2008</b> MT 14, FAU 13	<b>2016</b> WKU 44, MT 43 (2OT)
<b>2009</b> MT 32, Maryland 31	<b>2018</b> MT 25, FAU 24
<b>2010</b> MT 27, WKU 26	

**OFFENSIVE NOTES**

**THIS 'N THAT**

- The Blue Raiders are **21-for-24** inside the red zone in six conference games.
- MT's 144 yards of total offense against Charlotte was its fewest in a win in its FBS era (since 1999).
- MT rushed for a season-high 246 yards against WKU on Nov. 2.
- Backup QB **Asher O'Hara** came in for injured Brent Stockstill at FIU and led the team with 85 rushing yards to go with 114 yards through the air. O'Hara led TD drives on his first two possessions.

**TOP OFFENSIVE GAMES [STOCK ERA]**

Yards	Opponent	Points
757	FAU (2016)	77
681	AAMU (2016)	55
659	Charlotte (2015)	73
654	Austin Peay (2010)	56
646	WKU (2009)	62
629	UTEP (2013)	48
605	WKU (2016)	43
605	JSU (2015)	70
595	Missouri (2016)	51
587	FIU (2009)	48
586	ODU (2017)	41
585	Marshall (2013)	51
583	Southern Miss (2014)	37
582	Troy (2011)	35
556	FIU (2013)	48
555	Louisville (2007)	42
554	Marshall (2015)	27
553	LA Tech (2016)	38
542	Hawaii (2016)	35
541	WKU (2014)	50
539	ODU (2014)	41
533	BGSU (2017)	24
523	FIU (2012)	34
519	SSU (2014)	61
510	Georgia Tech (2012)	49
506	Louisiana (2009)	34

**200-YARD RUSHING GAMES [STOCK ERA]**

■ vs FAU (11/26/16).....	495
■ vs FIU (11/7/09).....	385
■ vs Austin Peay (9/11/10).....	353
■ vs WKU (9/13/14).....	323
■ vs ODU (11/25/17).....	320
■ vs Missouri (10/22/16).....	311
■ vs FAU (11/22/14).....	310
■ vs Marshall (10/24/13).....	308
■ vs UTEP (11/30/13).....	304
■ vs FAU (9/8/12).....	302
■ vs FAU (9/21/13).....	296
■ vs FAU (11/27/10).....	287
■ vs UL (11/14/09).....	287
■ vs Charlotte (9/19/15).....	280
■ vs ODU (9/26/14).....	280
■ vs FAU (11/4/06).....	271
■ vs WCU (8/29/13).....	270
■ vs Louisville (9/6/07).....	265
■ vs GT (9/29/12).....	264
■ vs Memphis (10/13/07).....	260
■ vs UTEP (11/29/14).....	259
■ vs UAB (11/2/13).....	259
■ vs FIU (10/13/12).....	256
■ vs FIU (11/9/13).....	249
■ vs WKU (11/2/18).....	246
■ vs AAMU (9/3/16).....	246
■ vs Southern Miss (11/23/13).....	246
■ vs ULM (10/23/10).....	244
■ vs Bowling Green (9/23/17).....	243
■ vs Southern Miss (12/20/09).....	243
■ vs Jackson State (9/5/15).....	242
■ vs Southern Miss (10/4/14).....	239
■ vs FAU (10/31/09).....	239
■ vs North Texas (11/22/08).....	237
■ vs ASU (11/2/10).....	236
■ vs UAB (10/18/14).....	229
■ vs WKU (10/24/09).....	229
■ vs Savannah State (8/30/14).....	228
■ vs WKU (11/1/12).....	224
■ vs Charlotte (11/19/16).....	221
■ vs UL (9/25/10).....	217
■ vs ULM (10/21/06).....	215
■ vs USA (11/17/12).....	212
■ vs North Texas (9/30/06).....	212
■ vs ASU (11/11/06).....	211
■ vs UTEP (11/4/17).....	210
■ vs ODU (10/27/18).....	208
■ vs Miami, OH (1/6/11).....	208
■ vs WKU (10/6/11).....	206
■ vs ASU (10/20/07).....	205
■ vs Charlotte (11/11/17).....	202
■ vs Marshall (11/7/2015).....	201
■ vs FIU (10/17/15).....	200

▶ **WR Patrick Smith** equaled the school record with three TD grabs against UTM.

▶ When **Brent Stockstill** does not start, the Blue Raiders have a 4-5 record during his career.

▶ Despite playing without starting QB Brent Stockstill for six games in 2017, the Blue Raiders still threw for 3,264 yards. That total went down as the third most in school history.

▶ MT has registered over 5,000 yards of total offense in a season eight times in its history, and six of those have come under Rick Stockstill, including the last three years in a row.

▶ MT has topped the 200-yard rushing mark nine times under Tony Franklin, including three games over 300 yards.

▶ MT turned in its fifth best rushing game under Rick Stockstill when it had 320 yards against ODU in 2017.

▶ MT has gone over the 500-yard mark of total offense in a game 11 times under Tony Franklin. The Blue Raiders did it twice in 2017 with the most recent coming against ODU (586).

▶ 13 different players scored MT's 38 offensive touchdowns in 2017. Only 11 players have scored TDs this season.

▶ MT had a 1,000-yard rusher and a 1,000-yard receiver in 2016 under Franklin for the first time in school history.

▶ Over the last 30 home games, MT is averaging **38.6** points a contest (1,159 points).

▶ In six years of C-USA action, MT has rushed for 9,019 yards in 46 league games. That averages out to **196.1** yards a game.

▶ QB Brent Stockstill owns **16** career 300-yard passing games which ties him for 7th all-time in C-USA history. His next one will tie him for 5th.

**90-YARD DRIVES**

▶ The Blue Raiders have put together **25** scoring drives of 90 or more yards under Rick Stockstill. MT had four 90-yard-or-longer drives in 2016, none in 2017 and two so far in 2018. The longest drive under Stockstill was a 99 yarder in a 2007 win at Louisiana-Monroe.

**DEFENSIVE NOTES**

**DEFENSIVE SCORES**

▶ Under Rick Stockstill, the Blue Raider defense has scored **30** defensive touchdowns, and 25 have come since 2009. Of the 30 scores, 20 have been interceptions and 10 have come by way of fumble returns. The Raiders had just two defensive scores in 2016, only two in 2017 but have three in 2018.

**14 TIMES FOR DEFENSE**

▶ Middle Tennessee's defense has held the opposition to under 400 yards of total offense in 14 of 22 games under Scott Shafer. MT did it nine times in 2017 and five times so far in 2018. The Raiders only had four games in 2016 prior

**MT PLAYERS OF THE WEEK**

Game	Offense	Defense	Specialist
VU	Brewer	Harris	Bonadies
UTM	P. Smith	Thomas	Parks
UGA	Fannin	Collins	Garnett
FAU	Stockstill	Moffatt	Bonadies
MU	Lockett	Bush	Holt
FIU	O'Hara	Blankenship	Lee
CHA	Lee	Brooks	Patterson
ODU	Brewer	Blankenship	Starling
WKU	Mobley	Jones	Randolph
UTEP			
UK			
UAB			

**MT C-USA PLAYERS OF THE WEEK**

**Oct. 1**  
**Offense:** Brent Stockstill  
**Oct. 8**  
**Offense:** Brent Stockstill  
**Defense:** Jovante Moffatt  
**Oct. 29**  
**Defense:** Reed Blankenship

**HONOR ROLL**

**Reed Blankenship:** Had the No. 2 Play of the Day on ESPN Oct. 28 for his 100-yard INT return, Named the C-USA Defensive Player of the Week on Oct. 29, Voted the Bronko Nagurski National Defensive Player of the Week on Oct. 30, Named the TSWA Defensive Player of the Week on Oct. 30

**Matt Bonadies:** Named to the Ray Guy Award Watch List

**Chandler Brewer:** Named Preseason All-C-USA

**Khalil Brooks:** Named Preseason All-C-USA

**Darius Harris:** Named to Butkus Award Watch List

**Ty Lee:** Named Preseason All-C-USA, Named to Biletnikoff Award Watch List

**Jovante Moffatt:** Named the C-USA Defensive Player of the Week on Oct. 8, Named the TSWA Defensive Player of the Week on Oct. 10

**Brent Stockstill:** Named to the Davey O'Brien, Maxwell, Wuerffel and Johnny Unitas Golden Arm Award Watch Lists, Named Preseason All-C-USA, Nominee for William V. Campbell Trophy, Voted C-USA Co-Offensive Player of the Week on Oct. 1, Named to the Davey O'Brien Great 8 List for Week 6, Voted C-USA Offensive Player of the Week on Oct. 8, Named the TSWA Offensive Player of the Week on Oct. 10

**Tavares Thomas:** Named to the Doak Walker Award Watch List, Named to the Earl Campbell Tyler Rose Award Watch List

**2018 MISCELLANEOUS INFO**

Opp.	Captains	Coin Toss	Kickoff/Receive	First Poss.	Game Length	Jersey	Pants	Helmet	Result
VU	Stockstill, Brewer, Mancel, Harris	Lost	Kickoff	Downs	3:09	White	Blue	White	L, 7-35
UTM	Stockstill, Brewer, Mancel, Harris	Lost	Kickoff	TD	3:22	Blue	White	Silver	W, 61-37
UGA	Stockstill, Brewer, Mancel, Harris	Won	Kickoff	Punt	2:59	White	Blue	Blue	L, 7-49
FAU	Stockstill, Brewer, Mancel, Harris	Won	Kickoff	Punt	3:17	Black	Black	Black	W, 25-24
MU	Stockstill, Brewer, Mancel, Harris	Lost	Receive	FG	3:32	White	Black	Black	W, 34-24
FIU	Stockstill, Brewer, Mancel, Harris	Won	Kickoff	Punt	3:05	White	White	White	L, 21-24
CHA	Stockstill, Brewer, Mancel, Harris	Lost	Receive	Punt	2:57	Blue	Grey	Silver	W, 21-13
ODU	Stockstill, Brewer, Mancel, Harris	Lost	Receive	FG	3:10	White	Grey	Silver	W, 51-17
WKU	Stockstill, Brewer, Mancel, Harris	Lost	Receive	TD	3:38	Blue	White	White	W, 29-10
UTEP									
UK									
UAB									

**TOP CROWDS AT FLOYD**

1.	30,502	Georgia Tech	9/10/11	L	49-21
2.	28,105	Memphis	9/12/09	W	31-14
3.	28,010	Troy	10/5/10	L	42-13
4.	27,568	Tennessee St.	9/5/98	W	28-27
5.	27,519	SE Missouri	9/28/02	L	24-14
6.	26,717	Vanderbilt	9/2/17	L	
7.	25,908	Minnesota	9/2/10	L	24-17
8.	25,766	Florida Atlantic	9/30/08	W	14-13
9.	25,411	Vanderbilt	10/3/15	L	17-13
10.	24,911	WKU	9/13/14	W	50-47
11.	23,992	Memphis	9/14/13	W	17-15

## MIDDLE TENNESSEE'S BLOCKED KICKS IN FBS ERA

**Totals:** 60 in 239 games (29 FGs, 21 punts, 11 PATs)  
**Totals under Stockstill:** 40 in 160 games (22 FGs, 15 punts, 4 PATs)

### 2000 (1 punt, 0 PAT, 0 FG)

Louisiana Tech - Punt (Michael Woods) hW

### 2001 (1 punt, 1 PAT, 1 FG)

ULM - PAT (Kareem Bland) aW  
 ASU - Punt (Chris Johnson) hW  
 Connecticut - FG (Kareem Bland) hW

### 2002 (2 punt, 2 PAT, 1 FG)

Tennessee - FG (Jerry Vanderpool) aL  
 ULM - Punt (Joey Montalbano) hW  
 North Texas - Punt (Thomas Johnson) hL  
 North Texas - PAT (Kareem Bland) hL  
 North Texas - PAT (Kareem Bland) hL

### 2003 (0 punt, 3 PAT, 0 FG)

Clemson - PAT (Pierre Ingram) aL  
 Missouri - PAT (Pierre Ingram) aL  
 Troy - PAT (Thomas Johnson) hW

### 2004 (0 punt, 1 PAT, 3 FG)

Akron - FG (Jerry Vanderpool) aW  
 FAU - FG (Sean Mosley) hL  
 Louisiana - FG (Pierre Ingram) aL  
 Troy - PAT (Roy Polite) aL

### 2005 (2 punt, 0 PAT, 2 FG)

North Texas - FG (Jeff Littlejohn) hL  
 Vanderbilt - FG (Jeremiah Weaver) aW  
 ASU - Punt (Sean Mosley) hW  
 Troy - Punt (Sean Mosley) aW

### 2006 (0 punt, 0 PAT, 1 FG)

Troy - FG (Justin Rainey) hL

### 2007 (2 punt, 0 PAT, 0 FG)

FAU - Punt (Jeremy Kellem) aL  
 North Texas - Punt (Michael Cannon) aW

### 2008 (1 punt, 1 PAT, 1 FG)

UK - FG (Alex Suber) aL  
 ULM - Punt (Jeremy Kellem) hW  
 ULM - PAT (Emmanuel Perez) hW

### 2009 (3 punt, 0 PAT, 5 FG)

Maryland - FG (Chris McCoy) aW  
 North Texas - FG (Rod Issac) aW  
 FAU - Punt (SaCoby Carter) aW  
 FAU - FG (Marcus Udell) aW

FAU - Punt (Jeremy Kellem) aW  
 FIU - Punt (Jeremy Kellem) hW  
 FIU - FG (Dwight Smith) hW  
 ASU - FG (Brandon Perry) hW

### 2010 (0 punt, 2 PAT, 4 FG)

Louisiana - FG (Derrek Upshaw) aW  
 Troy - FG (Jamari Lattimore) hL  
 ASU - PAT (Dwight Smith) aL  
 WKU - PAT (Jamari Lattimore) aW  
 WKU - FG (Jarrett Crittenton) aW  
 Miami, OH - FG (Derek Upshaw) nL

### 2011 (3 punt, 0 PAT, 2 FG)

Troy - Punt (Reginald Farmer) aL  
 WKU - FG (Darin Davis) hL  
 WKU - FG (Shubert Bastien) hL  
 FAU - Punt (Terrence Coleman) aW  
 ASU - FG (Leighton Gasque) hL

### 2012 (0 punt, 0 PAT, 1 FG)

FIU - FG (Stephen Roberts) aW

### 2013 (2 punts, 0 PAT, 0 FG)

FAU - Punt (Kenneth Gilstrap) aW  
 Marshall - Punt (Chris Brown) hW

### 2014 (2 punts, 1 PAT, 2 FG)

Savannah State - FG (Raynard Felton) hW  
 Minnesota - Punt (Chase Pennycuff) aL  
 WKU - FG (Shubert Bastien) hW  
 USM - PAT (Kevin Byard) hW  
 UTEP - Punt (Chris Perkins) aL

### 2015 (0 punts, 0 PAT, 2 FG)

Jackson State - FG (Jeremy Cutrer) hW  
 Marshall - FG (Jeremy Cutrer) hW

### 2016 (1 punts, 0 PAT, 1 FG)

Vanderbilt - Punt (Azar Wilson) aL  
 Charlotte - FG (DJ Sanders) aW

### 2017 (1 punts, 0 PAT, 2 FG)

FAU - FG (D. Randolph) aL  
 UAB - Punt (Ruben Garnett) aL  
 ODU - FG (D. Randolph) hW

### 2018 (0 punts, 0 PAT, 1 FG)

WKU - FG (D. Randolph) hW

game since registering six in a win over UAB in 2014 - a span of 32 games. It was also the most ever against a Power 5 team under Rick Stockstill. MT also later had six sacks in 2017 bowl win over A-State.

▶ MT owns two shutouts since entering C-USA play in 2013. MT defeated FIU 48-0 in 2013 and downed Alabama A&M last year 55-0.

▶ Overall, the Blue Raiders have **80** interceptions in their last 78 games.

## SPECIAL TEAMS NOTES

### THIS 'N THAT

▶ Punter Matt Bonadies is off to a great start to his senior season. He is averaging a career-high 42.6 yards a boot (ranks 40th nationally) and has placed 19 of his 37 kicks inside the 20-yard line.

▶ PK Crews Holt hit a career-best five FGs in the win over WKU. The five makes equaled the school record held by Matt Crews in 1990 and his 17 points also matched Crews' school mark for points by a kicker.

▶ Under Rick Stockstill, the Blue Raiders have blocked 41 kicks in 160 games (22 FGs, 15 punts, 4 PATs). MT has at least one blocked kick each year under Stockstill.

## PLAYER NOTES

### Brent Stockstill

▶ Has **94** career TD passes, owning the Blue Raider all-time mark and ranking 1st among active NCAA players. He is also **6th** all-time in C-USA history (needs **3** more to tie for 4th) and is trying to become the 24th player in history to reach 100 TDs.

▶ Has seven career games with four or more touchdown passes.

▶ With **10,897** career passing yards, the senior ranks 8th all-time in Conference USA history. He needs **557** more yards to surpass Gino Guidugli (Cincinnati) for 7th place.

▶ Had a career-high 434 passing yards against WKU in 2016 which ranks as the third most in school history for a single game.

▶ With 432 passing yards against Hawai'i in 2016, Stockstill became the first multiple 400-yard passer in school history.

▶ Set a new school record when he connected on his first 22 passes in the win over AAMU in 2016. Stockstill broke the previous mark of 19 set by Logan Kilgore in 2011.

▶ His 4,005 passing yards in 2015 was tops in the country among freshmen and was a new MT single-season and C-USA freshman record. He also led all freshmen in touchdown passes with 30.

▶ Stockstill set the new NCAA freshman completions record with 327 (Kentucky's Jared Lorenzen had 321 in 2000) and fell just 53 yards shy of breaking Jameis Winston's NCAA freshman passing record of 4,057 yards.

to Shafer's arrival. FAU, UAB, WKU, Georgia, ODU and Ark. St. are the only teams to go over 400 yards.

### MORE DEFENSIVE TIDBITS

▶ MT ranks **3rd** nationally in red zone defense and first in C-USA at .667.

▶ MT ranks **24th** nationally in interceptions with 10.

▶ MT had just **four** interceptions on the season entering the Charlotte contest then promptly responded with **six** in its last three games.

▶ LB **Khalil Brooks** now has **30.0** TFLs for his career to rank tied for **7th** all-time at MT. He needs 2.5 more to tie Danny Carmichael for 6th place.

▶ After a rocky first half against defending C-USA champ FAU, the Blue Raider defense held the Owls to just 125 total yards in the second half and allowed dynamic back Devin Singletary 39 yards rushing.

▶ In his first career game, freshman **Gregory**

**Grate** picked off a pass against UTM and returned it 97 yards for a touchdown. It went down as the third longest in MT history and tied for the 15th longest in C-USA history.

▶ In his first collegiate start, **Grate** led MT with a personal-best nine tackles at Georgia.

▶ LB **DQ Thomas** had a career night in the win over UTM by registering six solo stops to go with 2.0 sacks, 3.0 TFLs, a pass breakup and a hurry. Thomas shares the team lead with 4.0 sacks.

▶ MT had 32 sacks in 2017 and 25 came in the seven wins. That total went down as the fourth most in school history. MT has **21** this season.

▶ MT held Bowling Green in 2017 to just 1 total rushing yard in week 4 which went down as the third fewest ever allowed in a single game by the Blue Raiders. It was also the fewest since giving up just five yards against North Texas in 2016.

▶ The Blue Raiders recorded six sacks against Syracuse in 2017 which was their most in a

- ▶ Set a new school record with four straight 300-yard passing games in 2015.
- ▶ His 31 touchdown passes in 2016 was a new school record and broke the previous mark of 30 set by Stockstill himself in 2015.

**Ty Lee**

- ▶ Ranks 6th all-time in receiving yards at MT and needs **90** more to surpass Demetric Mosttiller for 5th place.
- ▶ Ranks tied for 5th at MT with 18 career touchdown receptions. He needs 3 more to tie Herbert Owenby for 4th place.
- ▶ Has hauled in at least one reception in **35** straight games which ranks tied for the second longest streak in MT history. The all-time record is 43.

**RAIDER ROUNDUP**

- ▶ The top-scoring quarter in the Rick Stockstill era is the second quarter. Here is a combined total for each quarter: 1st - 1117 points; 2nd - 1,339 points; 3rd - 866 points; 4th - 1,131 points; and 70 in overtime.
- ▶ When both teams are held under 20 points, the Blue Raiders are 3-1 under Rick Stockstill.
- ▶ As a FBS (I-A) member (239 games), the Raiders have scored 50 or more points **22** times.
- ▶ The Blue Raiders are 90-15 in the FBS era when leading at the half and are 98-12 when leading a game entering the 4th quarter.
- ▶ When trailing at the half, the Blue Raiders are just 22-96 in the FBS (I-A) era.
- ▶ The Blue Raiders have scored in **73** consecutive games with the last shutout coming on Dec. 1, 2012 at Arkansas State (45-0). MT has also scored in **123** straight home games (last

shutout was 9/23/1995 vs Murray State).  
 ▶ Largest margin of victory in the I-A era: 59 points vs Charlotte 9/19/15 (73-14) ... Largest margin of defeat in the I-A era: 59 points vs Oklahoma 9/23/06 (59-0).

**RAIDERS IN THE NFL**

▶ MT currently has five players on NFL rosters. Benny Cunningham (Bears), Kevin Byard (Titans), Josh Walker (Jaguars), Richie James (49ers) and Charvarius Ward (Chiefs).

**ACADEMICS ARE A TOP PRIORITY**

▶ Academic success at MT has been a high priority for 13th-year coach Rick Stockstill. Under his reign, the Blue Raiders have seen 96 percentage of student-athletes earn their degree entering the 2018 season. MT, who has also been impressive with APR scores under Stockstill, has been publicly recognized by the NCAA for APR success twice in the last eight years. Also under Stockstill, the Blue Raiders have taken home six Academic All-District honors and produced an Academic All-American.  
 ▶ Middle Tennessee has eight student-athletes entering the 2018 season already with a degree in hand. The graduates are Gatlin Casey, Cordell Hudson, Brent Stockstill, Darius Liggins, Angelo Owens, Jahmal Jones, Darius Harris and Carlos Johnson.  
 ▶ On Dec. 7, 2017, Middle Tennessee was one of just seven programs nationally to earn the AFCA's 2017 Academic Achievement Award. The Blue Raiders recorded a perfect 100 percent graduation rate for freshmen football student-athletes class of 2010.

**Academic Progress Rate Scores**  
 2016-17: 982

**UNIFORM COMBINATIONS**

Pants	Jersey	Helmet	Record
Blue	White	Silver	13-8
Blue	White	Black	1-0
Blue	White	White	2-4
Blue	Blue	Silver	4-7
Blue	Black	Black	1-0
Blue	White	Blue	2-2
Blue	Blue	Chrome	1-1
Blue	Blue	Blue	1-1
Blue	Gray	Blue	1-0
Blue	Black	Blue	1-0
White	White	Chrome	0-2
White	White	White	4-3
White	White	Blue	1-2
White	Blue	Silver	18-17
White	Blue	Blue	0-2
White	White	Silver	5-9
White	Black	Silver	0-1
White	Blue	White	4-2
White	Black	Black	1-0
White	Blue	Chrome	1-1
Black	Black	Silver	2-2
Black	Black	Black	6-1
Black	Blue	Black	1-0
Black	White	Black	2-1
Black	Blue	Blue	1-0
Black	Grey	Black	1-0
Black	Black	Chrome	1-0
Silver	Blue	Silver	2-3
Silver	Blue	Black	1-0
Silver	White	Silver	1-2
Silver	Black	Silver	1-0
Grey	Grey	Silver	1-0
Grey	Blue	Blue	1-0
Grey	White	White	0-1
Grey	Blue	Silver	1-1
Grey	White	Silver	1-2
Grey	Blue	White	1-0
<b>Total</b>			<b>85-75</b>

**TEAM STATS UNDER RICK STOCKSTILL**

(national ranking in parenthesis)

Category	2017	2016	2015	2014	2013	2012	2011	2010	2009	2008	2007	2006
Rushing Offense	142.3 (91)	191.8 (48)	145.7 (98)	213.8 (30)	199.3 (31)	176.67 (46)	146.75 (69)	180.77 (31)	186.00 (27)	106.92 (102)	134.75 (81)	131.15 (59)
Passing Offense	251.1 (48)	325.8 (8)	311.7 (15)	217.5 (74)	208.2 (85)	216.08 (77)	254.33 (37)	191.15 (83)	235.69 (42)	241.67 (39)	202.08 (82)	154.38 (106)
Total Offense	393.4 (71)	517.7 (8)	457.4 (32)	431.3 (43)	407.5 (66)	392.75 (66)	401.08 (45)	371.92 (69)	421.69 (27)	348.58 (70)	336.83 (96)	285.54 (104)
Scoring Offense	25.5 (87)	39.7 (12)	34.0 (35)	31.6 (46)	29.0 (68)	26.58 (75)	22.25 (96)	26.46 (62)	32.00 (23)	22.83 (84)	25.67 (73)	22.77 (T69)
Rushing Defense	134.1 (30)	198.7 (85)	152.2 (48)	182.6 (80)	199.7 (96)	188.25 (84)	229.50 (114)	187.92 (94)	136.77 (50)	153.50 (79)	199.83 (102)	120.23 (43)
Pass Defense	223.2 (64)	250.8 (95)	253.5 (95)	269.7 (111)	203.4 (19)	252.58 (90)	211.58 (44)	199.00 (30)	218.08 (59)	212.83 (66)	215.33 (40)	204.31 (63)
Total Defense	357.3 (35)	449.5 (96)	405.6 (74)	452.3 (105)	403.1 (63)	440.83 (92)	441.08 (103)	386.92 (72)	354.85 (50)	366.33 (66)	415.17 (80)	324.54 (47)
Scoring Defense	24.7 (46)	35.8 (109)	26.6 (60)	31.5 (94)	26.2 (60)	28.00 (62)	36.75 (110)	28.08 (69)	23.69 (49)	24.92 (62)	28.25 (65)	23.23 (63)
Net Punting	37.06 (84)	36.39 (89)	32.15 (124)	35.8 (94)	34.9 (102)	35.31 (94)	35.82 (78)	36.54 (55)	33.46 (101)	32.22 (104)	36.17 (44)	35.14 (56)
Punt Returns	7.22 (68)	7.71 (67)	4.67 (110)	12.9 (11)	6.8 (84)	3.00 (114)	10.74 (32)	6.44 (84)	6.46 (89)	6.23 (100)	7.21 (86)	8.35 (66)
Kickoff Returns	21.24 (67)	18.97 (104)	21.52 (54)	22.4 (33)	21.6 (61)	25.66 (8)	19.30 (107)	25.11 (14)	19.63 (99)	19.27 (104)	20.57 (80)	23.07 (18)
Turnover Margin	-0.92 (121)	-0.15 (78)	-0.31 (92)	-0.33 (92)	+0.90 (12)	+0.83 (19)	-0.67 (100)	-1.46 (120)	+0.92 (8)	+0.25 (43)	+0.92 (12)	+0.46 (30)
Fumbles Recovered	6 (87)	8 (63)	8 (66)	7 (88)	18 (1)	16 (T5)	16 (T11)	8 (T76)	14 (T15)	12 (T29)	12 (T36)	13 (T29)
Passes Intercepted	5 (119)	11 (58)	17 (14)	13 (38)	15 (36)	12 (T56)	4 (T116)	11 (T66)	19 (T12)	11 (T67)	18 (T21)	14 (T41)
Fumbles Lost	6 (20)	6 (23)	19 (127)	11 (79)	13 (12)	10 (T57)	13 (T86)	14 (T103)	6 (T8)	9 (T37)	10 (T44)	10 (T44)
Passes Had Intercepted	17 (120)	15 (102)	10 (41)	13 (73)	15 (93)	8 (T28)	15 (T92)	24 (119)	15 (T84)	11 (T42)	9 (T14)	11 (T33)
Turnovers Gained	11 (118)	19 (67)	25 (24)	20 (65)	33 (5)	28 (T22)	20 (T77)	19 (T77)	33 (8)	23 (T58)	30 (T16)	27 (T29)
Turnovers Lost	23 (101)	21 (82)	29 (121)	24 (84)	21 (57)	18 (T28)	28 (T104)	38 (120)	21 (T45)	20 (T34)	19 (22)	21 (T37)
Passing Efficiency	126.44 (83)	144.52 (32)	151.03 (24)	138.0 (46)	121.96 (85)	137.12 (53)	116.79 (96)	108.49 (106)	125.67 (72)	129.67 (47)	136.40 (27)	114.12 (84)
Pass Efficiency Defense	129.23 (66)	125.67 (52)	125.24 (62)	139.9 (103)	125.94 (60)	147.50 (103)	143.65 (97)	123.49 (50)	112.29 (24)	127.32 (63)	122.63 (53)	125.92 (64)
Fewest Penalties /Game	6.46 (87)	6.00 (59)	4.77 (15)	6.5 (88)	4.15 (14)	5.67 (T32)	4.83 (T24)	6.15 (71)	6.23 (T65)	5.67 (T56)	6.50 (T68)	5.54 (T49)
Fewest Yards Penalized	62.23 (102)	56.15 (73)	42.31 (21)	57.5 (83)	42.69 (43)	45.75 (41)	42.58 (30)	55.85 (79)	57.31 (80)	50.58 (65)	55.92 (72)	42.46 (32)
Sacks	2.46 (31)	2.00 (68)	1.77 (88)	2.08 (66)	2.07 (59)	1.17 (109)	1.58 (T86)	2.62 (17)	2.92 (6)	2.08 (50)	2.42 (36)	2.77 (20)
Tackles for Loss	7.4 (16)	5.0 (105)	5.5 (83)	4.8 (106)	5.15 (99)	4.50 (101)	6.08 (48)	7.38 (10)	8.62 (2)	7.17 (14)	6.50 (53)	8.08 (3)
Sacks Allowed	1.92 (54)	1.08 (11)	1.31 (22)	2.17 (76)	1.20 (17)	.58 (2)	.67 (2)	1.77 (T52)	1.46 (37)	1.25 (20)	2.08 (62)	2.15 (69)
3rd-Down Conv. Pct.	37.6 (88)	44.6 (26)	42.1 (42)	44.4 (32)	46.35 (25)	42.86 (T42)	40.10 (69)	37.69 (76)	35.41 (92)	40.44 (T55)	33.70 (102)	40.00 (T47)
4th-Down Conv. Pct.	43.8 (94)	28.6 (122)	58.3 (38)	56.3 (41)	37.50 (103)	66.67 (T16)	33.33 (112)	58.33 (T36)	38.10 (T94)	43.48 (73)	62.50 (T19)	46.20 (T68)
3rd-Down Defense	34.8 (32)	38.6 (53)	37.3 (59)	44.1 (106)	47.82 (119)	50.58 (117)	48.97 (109)	38.16 (47)	35.71 (31)	41.48 (77)	42.00 (80)	36.50 (48)
Time of Possession	29:26 (80)	28:07 (94)	29:54 (66)	28:46 (92)	28:12 (103)	28:27 (93)	25:51 (118)	25:12 (120)	27:30 (110)	28:59 (90)	30:14 (51)	32:11 (9)
First Downs	274 (49)	323 (14)	302 (31)	21.16 (76)	21.84 (97)	20.17 (T71)	21:67 (35)	18.62 (77)	19.38 (T63)	18.67 (66)	17.33	15.84
Red Zone Offense	.80 (92)	.93 (6)	.83 (66)	.83 (63)	.77 (99)	.82 (T51)	.68 (115)	.79 (T82)	.81 (T69)	.76 (T92)	.75	.92

# BRENT STOCKSTILL

QB | 6-0 | 215 | r-Sr.  
Murfreesboro, TN

Earned undergraduate and master's degree in Leisure Sport & Tourism

## CAREER STATISTICS

Passing	G	Att	Cmp	Int	Yds	TD	Lg	Pct	Avg/P	Avg/G	Effic
2014	1	3	2	1	41	0	33	66.7	13.6	41.0	114.8
2015	13	490	327	9	4005	30	76	66.7	8.2	308.1	151.92
2016	10	414	262	7	3233	31	78	63.3	7.8	323.3	150.21
2017	7	239	138	8	1672	16	63	57.7	7.0	238.9	131.90
2018	9	280	189	5	1946	17	70	67.5	7.0	216.2	142.34
<b>Total</b>	<b>40</b>	<b>1426</b>	<b>918</b>	<b>30</b>	<b>10897</b>	<b>94</b>	<b>78</b>	<b>64.6</b>	<b>7.6</b>	<b>272.4</b>	<b>146.11</b>

Total Offense	G	Plays	Rush	Pass	Tot.	Avg/G
2014	1	5	-4	41	37	37.0
2015	13	550	37	4005	4042	310.9
2016	10	459	240	3233	3473	347.3
2017	7	276	41	1672	1713	244.7
2018	9	364	147	1946	2093	232.6
<b>Total</b>	<b>40</b>	<b>1654</b>	<b>461</b>	<b>10897</b>	<b>11358</b>	<b>284.0</b>

## 2018 WATCH LISTS

- ▶ Davey O'Brien
- ▶ Maxwell
- ▶ Wuerffel Trophy
- ▶ Johnny Unitas Golden Arm
- ▶ William V. Campbell

## COMMUNITY SERVICE

*Named to the 2017 AFCA  
Allstate Good Works Team*

- ▶ Special Olympics
- ▶ Murfreesboro City Schools
- ▶ Boys to Men Summer Mentoring
- ▶ Reading Raiders
- ▶ Military Veterans Hospital
- ▶ Camp Ability (special needs kids)
- ▶ Boys and Girls Club
- ▶ Youth Camp Volunteer
- ▶ Broadmore Senior Citizens Rally
- ▶ Murfreesboro City Trunk or Treat
- ▶ Chi Omega Domestic Violence Awareness
- ▶ Delta Sig Chapter Impact Special Kids

## CAREER HIGHS

- ▶ Passing Yards: 434 vs WKU, 2016
- ▶ Completions: 42 vs WKU, 2016
- ▶ Attempts: 65 vs Vanderbilt, 2016
- ▶ Touchdowns: 5, three times
- ▶ Longest Completion: 78 yards vs BG, 2016
- ▶ Consecutive Completions: 22

## ALL-TIME C-USA PASSING LEADERS

- 19,217 Case Keenum, Houston, 2007-11
- 14,079 Rakeem Cato, Marshall, 2011-14
- 12,964 Kevin Kolb, Houston, 2003-06
- 12,541 Chris Redman, Louisville, 1996-99
- 12,439 Trevor Vittatoe, UTEP, 2007-10
- 11,994 Nick Mullens, Southern Miss, 2013-16
- 11,453 Gino Guidugli, Cincinnati, 2001-04
- 10,897 **Brent Stockstill** (2014-Present)
- 10,892 Austin Davis, Southern Miss, 2008-11
- 10,639 Paul Smith, Tulsa, 2005-07



## KEY NOTES

- ▶ Is one of just **3** players nationally with an undergraduate and master's degree in hand before the start of the 2018 season. He joins NC State's Ryan Finley (psychology/liberal arts) and North Texas' Quinn Shanbourn (integrated studies/kinesiology).
- ▶ Among the NCAA's active leaders, Stockstill ranks 3rd in passing yards per game, 1st in TD passes, 4th in passing yards, 4th in total offense, and 22nd in passing efficiency.
- ▶ Is on pace for 101 career touchdown passes which would put him in the Top 25 all-time in NCAA history.
- ▶ Already owns MT career records in passing yards (10,897), touchdown passes (94), completions (918), 300-yard passing games (16), 400-yard passing games (3) and passing yards per game (272.4).
- ▶ With **10,897** career passing yards, Stockstill is the school's all-time leader. He surpassed former record holder Wes Counts (8,007) when he notched 255 yards in a win over Charlotte in 2017.
- ▶ Saw his streak of **28** consecutive games with a touchdown pass come to an end at FIU when he left early in second quarter with an ankle injury.
- ▶ With his **94th** career touchdown pass against WKU, Stockstill remained in sole possession of **6th** place all-time in Conference USA while also ranking **8th** in C-USA history for career passing yards, currently boasting **10,897** yards.

## THE STOCKSTILL FILE

Date of Birth	Dec. 23, 1957
Hometown	Fernandina Beach, FL
Spouse	Sara
Children	Brent & Emily
Bowls Coached	18
Bowls Played	3
All-Americans Coached at MT	8
Date Hired at MT	Dec. 12, 2005

### EDUCATION

B.S. in Physical Education from Florida State (1982)

### COACHING EXPERIENCE

1983-84	OC/QB at Bethune-Cookman
1985-88	Asst. HC/WR at UCF
1989-92	QB at Clemson
1993	QB/Passing Game Coord. at Clemson
1994-95	Co-OC/WR at Clemson
1996-98	WR at Clemson
1999-2002	WR/Recruiting Coord. at Clemson
2003	OC/QB at East Carolina
2004	WR/Recruiting Coord. at South Carolina
2005	TE/Recruiting Coordinator at South Carolina
2005-Present	Head Coach at Middle Tennessee

### YEAR-BY-YEAR RECORD

Year	Overall	Conference	Finish
2006	<b>7-6-0</b>	6-1-0	T1st
2007	5-7-0	4-3-0	T3rd
2008	5-7-0	3-4-0	T5th
2009	<b>10-3-0</b>	7-1-0	2nd
2010	<b>6-7-0</b>	5-3-0	3rd
2011	2-10-0	1-7-0	8th
2012	8-4-0	6-2-0	2nd
2013	<b>8-5-0</b>	6-2-0	T2nd East
2014	6-6-0	5-3-0	2nd East
2015	<b>7-6-0</b>	6-2-0	2nd East
2016	<b>8-5-0</b>	5-3-0	3rd East
2017	<b>7-6-0</b>	4-4-0	T3rd East
2018	6-3-0	5-1-0	

**TOTAL 85-75-0 63-36-0**

**BOLD** is bowl years



# RICK STOCKSTILL

Head Coach

13th Year - Florida State '82

2-Time Coach of the Year

Winning on the field, off the field and having a first-class football program from top to bottom is the goal of any university at the highest level of intercollegiate athletics. That is exactly what Middle Tennessee has as a result of the leadership of head coach Rick Stockstill.

In his 13th season at the helm of the Blue Raiders, Stockstill is the sixth-longest tenured coach in the country and third-longest in MT history. With his long tenure have come numerous achievements and accolades, including:

- 2006 Sun Belt co-champions
- 2009 New Orleans Bowl and 2017 Raycom Media Camellia Bowl champions
- 85 wins, third all-time in program history
- 7 bowl appearances and bowl eligible 10 times
- 2 NCAA awards for APR success (2011, 2012)
- American Football Coaches Association's 2017 Academic Achievement Award
- Back-to-back eight-win seasons in 2012-13 for first time in 21 years
- Six of the top eight crowds in Floyd Stadium history, including top three
- 8 All-Americans (1 Academic All-American)
- Three conference defensive players of the year
- Produced 36 First Team All-Conference honors
- Four bowl game MVPs
- Six NFL Draft picks and a pro bowler
- Produced the school's all-time leader in passing yards, receptions, sacks and interceptions
- 2018 recipient of the Grant Teaff "Breaking the Silence" Award

Stockstill and the Raiders advanced to their third bowl game in as many seasons in 2017 when they went to Montgomery, Alabama and took down Arkansas State for the Raycom Media Camellia Bowl championship, the first time in program history they played in bowl games in three successive seasons. It was also the seventh bowl game for MT under Stockstill's guidance and second win, joining the 2009 New Orleans Bowl title.

The first of the three-year bowl streak came in 2015, when MT held a 7-6 record and Popeyes Bahamas Bowl berth. The Blue Raiders had to show a tremendous amount of grit to become bowl eligible, winning all four games in November.

Prior to the three years finishing in bowl games, Stockstill led Middle Tennessee to three straight second-place finishes in Conference USA's East Division from 2012-14, including a berth in the Bell Helicopter Armed Forces Bowl in 2013 against Navy.

Some regard the 2012 season as his best coaching job after leading the Blue Raiders to the nation's biggest win improvement from the previous year. They won just two games in 2011, but Stockstill turned the 2012 MT squad around, finishing with an 8-4 record that included an FBS school record five road wins. They also received votes in the ESPN/USA Today Coaches Poll three straight weeks, another school record, and upset ACC Coastal Division Champion Georgia Tech. Along the way, he produced a Freshman All-American, eight all-conference players and a national offensive player of the week.

Throughout his 13-season tenure, Stockstill has also shown a commitment to academics. The Blue Raiders have gone from an APR score of 892 to a very impressive 992, the biggest increase of any program in the country.

Born Dec. 23, 1957 in Sidney, Ohio, Stockstill grew up in Georgetown, Kentucky, and then moved to Fernandina Beach, Florida, where he was inducted into the Fernandina Beach Hall of Fame in 2006. He was a three-year letterman at Florida State as a quarterback, where he was team captain and earned Honorable Mention All-American honors in 1981 under Coach Bobby Bowden. During his career at FSU, the Seminoles had two top-10 final Associated Press rankings and had wins over powers Notre Dame, Pittsburgh, Ohio State and Nebraska. Stockstill, who received his bachelor's degree from FSU in 1982, made three bowl trips with the Seminoles.



## STOCKSTILL'S RECORD

Overall Record.....	85-75
Playing at Home.....	47-23 (19-4 vs C-USA)
Playing on the Road.....	36-47
Playing at a Neutral Site.....	2-5
In bowl games.....	2-5
In overtime.....	2-2
In August.....	3-2
In September.....	27-26
In October.....	23-23
In November.....	31-16
In December.....	3-7
In January.....	0-1
Day games.....	43-35
Night games (after 6 PM).....	42-40
vs Top 25.....	0-7
Wins vs Big 5 conference members.....	5
Outrushing opponent.....	62-11
When rushing for 300 yards.....	10-0
Outrushed by opponent.....	23-64
When allowing 300 or more yds rushing.....	3-10
Outpassing opponent.....	50-37
When passing for 300 or more yards.....	18-10
Outpassed by opponent.....	35-38
When allowing 300 yards passing.....	16-17
When allowing 400 yards passing.....	3-3

More total offense than opponent.....	59-15
When having 500+ total offense.....	22-4
When having 600+ total offense.....	7-1
When allowing 500+ total offense.....	11-21
When allowing 600+ total offense.....	4-2
Committing fewer turnovers.....	56-14
Committing more turnovers.....	15-50
0-30:00 time of possession.....	47-56
30:01-plus of time of possession.....	37-19
Scoring first.....	56-22
Opponent scores first.....	30-53
When leading at the half.....	62-11
When leading after third quarter.....	70-8
Scoring 0-10 points.....	1-21
Scoring 11-20 points.....	3-27
Scoring 21-30 points.....	19-21
Scoring 31-40 points.....	31-4
Scoring 41-plus points.....	31-2
Individual 100-yard rusher.....	50-8
Individual 200-yard rusher.....	6-0
With two 100-yard rushers.....	6-0
Opponent has 100-yard rusher.....	25-42
Games Decided by 1 Point.....	7-2
Games Decided by 3 Points or Less.....	15-11
Games Decided by 7 Points or Less.....	28-16

## ASSISTANT COACHES

Middle Tennessee's full-time coaching staff boasts a combined 229 years of college coaching experience, 122 bowls and 31 years of head coaching experience.



### JEFF BECKLES

Running Backs

3rd Year/Florida State, 1994

- In 2017, turned linebacker Tavares Thomas into the team's leading rusher
- Coached First Team All-C-USA player I'Tavius Mathers, who set a single-season rushing record with 1,561 yards

while becoming just the seventh player in FBS history to have 1,500 yards rushing and 500 yards receiving in the same season

- Mentored a group who ranked second in C-USA with 191.8 rush yards per game and had the biggest increase in yards per carry than any team in the nation



### SIRIKI DIABATE

Linebackers

2nd Year/Syracuse, 2013

- Coached second team all-conference player Khalil Brooks in 2017 who finished 21st nationally in tackles for loss. Also had Darius Harris earn Camellia Bowl MVP honors in win over A-State

- Worked three years as a graduate assistant under Scott Shafer at Syracuse



### STEVE ELLIS

Recruiting Coordinator/Cornerbacks

10th Year/Nicholls State, 2003

- Coached all-conference players Marcus Udell, Alex Suber, Rod Issac and Jeremy Cutrer at MT
- Was the programs defensive coordinator and co-defensive coordinator from 2011 to 2014

- Has participated twice in the NFL Coaches Fellowship Program



### TONY FRANKLIN

Offensive Coordinator/Quarterbacks

3rd Year/Murray State, 1979

- In the last five years, Franklin's offense has ranked in the top 10 nationally five times in passing, three times in total offense and twice in scoring
- 2016 offense set single-season records in total offense,

total yards/game, total yards/play, points scored, passing yards, total touchdowns, first downs and all-purpose yards

- 2016 offense produced a 1,000-yard rusher and 1,000-yard receiver for first time in school history
- Mentored quarterback Jared Goff at Cal, the NFL's No. 1 draft pick in 2016



### RICK MALLORY


Offensive Line

6th Year/Washington, 1993

- Has produced all-conference linemen Robert Behanan, Chandler Brewer, Jaylen Hunter, Darius Johnson and Daniel Stephens
- Helped guide an offensive line in 2016 that produced a

1,000-yard rusher and 1,000-yard receiver for the first time in school history, while the offense set 11 single-season records

- 2016 unit allowed the fewest sacks (11th nationally) in C-USA despite throwing the most passes



### MIKE POLLY

Offensive Tackles/Run Game Coord./ST Coord.

6th Year/Georgetown College, 2006

- Team finished 19th nationally in blocked kicks in 2017 and team averaged 198.7 yards rushing over last five games combined

• Part of an O-Line staff that coached a unit who blocked for 191.8 rush yards per game, second most in C-USA in 2016, and allowed the fewest sacks in the league while setting 11 single-season offensive records

- Helped guide an offensive line in 2016 that produced a 1,000-yard rusher and 1,000-yard receiver for the first time in school history, while the offense set 11 single-season records



### DUSTIN ROYSTON\*

Defensive Line

1st Year/Georgia, 2013

- Served as a defensive GA in 2017 with a focus on working with the defensive front where the Raiders had an all-conference player in Walter Brady along with all-freshman team member Jordan Ferguson



### SCOTT SHAFER\*

Defensive Coordinator/Safeties

2nd Year/Baldwin Wallace, 1990

- Has coached 48 all-conference performers and four all-American's during his coaching career
- Unit ranked 35th nationally in total defense in 2017 and was one of the most improved defenses in the country. Also

ranked 30th in rush defense and 16th in tackles for loss

- Safety Jovante Moffatt led the team in tackles and was HM all-conference while safety Reed Blankenship was HM all-conference and on the all-freshman team



### AUSTIN SILVOY

Wide Receivers

2nd Year/Troy, 2010

- Coached all-conference player Ty Lee in 2017 who led C-USA in receptions and ranked 19th nationally in receptions per game
- Coached receivers at Florida Tech from 2012-2015 where

he produced all-American Xavier Milton



### TOMMY WEST

Defensive Line

5th Year/Tennessee, 1976

- Has coached eight all-conference players at MT
- Unit played major role in team finishing 30th nationally in rush defense and 16th in tackles for loss in 2017
- Part of a defensive staff that coached 49 sacks, 133 TFLs

and 71 QB hurries over the 2015-16 seasons

- Was head coach at Memphis from 2001 to 2009 where he led them to five bowls and first-ever AP Top 25 appearance
- Head Coach at Clemson from 1993 to 1998

\*Located in Press Box on Gameday

## TOP PLAYS/PERFORMANCES UNDER RICK STOCKSTILL

Big Plays (60 or more yards)			
Yards	Type	Player	Opponent
*100	IR	Reed Blankenship	ODU (2018)
*100	FR	Rod Issac	WKU (2010)
*98	R	Jordan Parker	Troy (2012)
*97	INT	Gregory Grate	UTM (2018)
*97	KR	Eric Russell	WKU (2010)
*96	KR	Reggie Whatley	WKU (2012)
*94	P	Craddock to Grigsby	ULM (2007)
*93	P	Kilgore to Henry	UAB (2013)
*94	KR	Damon Nickson	FAU (2006)
*92	KR	Phillip Tanner	UNT (2008)
*89	KR	Bradley Robinson	ULM (2007)
*88	KR	Damon Nickson	UL (2006)
85	KR	Reggie Whatley	McNeese (2012)
*82	P	Kilgore to Whatley	Troy (2011)
*80	P	D. Dasher to Kyles	ASU (2009)
*79	R	Phillip Tanner	Louisville (2007)
*78	P	Stockstill to Mathers	BG (2016)
*78	P	Craddock to McNair	Louisville (2007)
*77	INT	Kevin Byard	Troy (2012)
*76	P	Stockstill to Pettis	Charlotte (2015)
*76	PR	Kevin Byard	ODU (2014)
76	R	Eugene Gross	FAU (2006)
*75	P	Stockstill to Pettis	Charlotte (2015)
*75	INT	DJ Sanders	JSU (2015)
*75	R	Reggie Whatley	FAU (2014)
*75	P	L. Kilgore to M. Henry	GT (2012)
*74	R	Dwight Dasher	FAU (2009)
74	KR	Desmond Gee	WKU (2009)
*73	P	Marks to Gee	USC (2006)
*72	P	Kilgore to Griswold	UNT (2012)
*71	R	Terelle West	ODU (2018)
*71	R	I'Tavius Mathers	Missouri (2016)
*71	P	Dasher to McNair	FIU (2007)
*70	P	Stockstill to Casey	ODU (2018)
*70	R	Dwight Dasher	FIU (2009)
*70	INT	Rod Issac	ULM (2010)
*69	P	Stockstill to James	FAU (2015)
69	P	Kilgore to Griswold	UTEP (2013)
*68	INT	Kevin Byard	Memphis (2012)
*68	FR	Chris McCoy	Clemson (2009)
*67	R	Reggie Whatley	UAB (2014)
*66	P	Craddock to Gee	ULM (2007)
*66	P	Stockstill to B. Anderson	UTM (2018)
*66	R	Phillip Tanner	UNT (2008)
*65	P	Grammer to Perkins	UAB (2014)
*65	R	Jordan Parker	WCU (2013)
*64	P	Urzuoa to B. Anderson	BGSU (2017)
64	KR	Shane Tucker	Syracuse (2017)
*64	R	Reggie Whatley	USM (2014)
*64	R	Reggie Whatley	FAU (2013)
64	INT	Eric Russell	FAU (2011)
*63	R	Stockstill to Lee	Charlotte (2017)
63	R	Brent Stockstill	Missouri (2016)
*63	P	Stockstill to James	ILL (2015)
*63	FGR	Jamarcus Howard	JSU (2015)
*62	P	Stockstill to James	FAU (2015)
*62	R	Jordan Parker	Charlotte (2015)
*62	P	Kilgore to Beyah	ULL (2010)
*62	P	Craddock to Gee	UK (2008)
*61	R	Ty Lee	Charlotte (2016)
*61	PR	Ed Marques Batties	SSU (2014)
*61	R	Dwight Dasher	UM (2007)
61	KR	Phillip Tanner	TTU (2006)
60	R	Chaton Mobley	WKU (2018)
*60	R	Benny Cunningham	GT (2012)
60	KR	Reggie Whatley	UNT (2012)

\*touchdown

Defensive Touchdowns			
Yards	Type	Player	Opponent
100	INT	Reed Blankenship	ODU (2018)
100	FR	Rod Issac	WKU (2010)
97	INT	Gregory Grate	UTM (2018)
77	INT	Kevin Byard	Troy (2012)
75	INT	DJ Sanders	JSU (2015)
70	INT	Rod Issac	ULM (2010)
68	INT	Kevin Byard	Memphis (2012)
68	FR	Chris McCoy	Clemson (2009)
56	INT	Jeremy Kellem	ULM (2009)
54	FR	DJ Sanders	ASU (2017)
51	INT	Kevin Byard	USM (2013)
51	INT	Kevin Byard	FIU (2013)
50	FR	Justin Rainey	FAU (2006)
48	INT	DJ Sanders	FIU (2016)
42	INT	Darius Harris	Charlotte (2015)
42	FR	Rod Issac	ASU (2007)
40	FR	Darius Harris	WKU (2017)
40	INT	Stephen Roberts	UAB (2013)
40	FR	Lonnie Clemons	TTU (2006)
38	INT	Darin Davis	APSU (2010)
37	INT	Wesley Bush	ODU (2018)
34	INT	Alex Dale	UTSA (2015)
28	INT	Damon Nickson	UL (2006)

25	FR	Jared Singletary	UNC (2013)
24	INT	T.T. Barber	USM (2013)
20	INT	DJ Sanders	FAU (2016)
20	FR	Trey Wafford	SSU (2014)
20	INT	Jamari Lattimore	UL (2009)
14	INT	Jeremy Kellem	Louisville (2008)
11	FR	Jeremy Kellem	ASU (2009)

300-Yard Passing Games			
Yards	C-A-I	Player	Opponent
434	42-54-1	Brent Stockstill	WKU
432	30-51-2	Brent Stockstill	Hawaii
415	28-48-1	Logan Kilgore	Troy (9/24/11)
407	25-34-0	Brent Stockstill	UTM (9/8/18)
401	22-29-0	Joe Craddock	ULM (11/3/07)
399	38-65-1	Brent Stockstill	Vandy (9/10/16)
381	36-56-2	Brent Stockstill	LA Tech (10/24/15)
369	23-27-0	Brent Stockstill	Charlotte (9/19/15)
359	31-51-3	John Urzuoa	FAU (9/30/17)
356	27-46-0	Brent Stockstill	LA Tech (9/24/16)
355	22-35-0	Dwight Dasher	WKU (10/24/09)
353	21-34-0	Brent Stockstill	Marshall (11/7/2015)
352	21-37-1	Joe Craddock	UK (9/13/08)
349	20-30-0	Logan Kilgore	FAU (10/27/12)
348	24-30-1	Brent Stockstill	JSU (9/5/15)
332	22-35-0	Brent Stockstill	FIU (10/29/16)
332	21-26-0	Austin Grammer	USM (10/4/13)
330	29-42-0	Brent Stockstill	ILL (9/26/15)
330	27-45-1	Logan Kilgore	Purdue (9/3/11)
329	30-36-1	Brent Stockstill	AAMU (9/3/16)
327	26-39-1	Brent Stockstill	WMU (12/24/2015)
325	19-27-1	Logan Kilgore	UTEP (11/30/13)
324	27-44-2	Dwight Dasher	Maryland (9/19/09)
322	27-38-1	Brent Stockstill	UNT (11/21/2015)
317	25-40-0	Brent Stockstill	Marshall (10/5/2018)
301	18-32-1	Brent Stockstill	FAU (11/14/2015)
301	23-36-1	Jeff Murphy	APSU (9/11/10)

100-Yard Rushing Games			
Yards	Att.	Player	Opponent
230	36	Benny Cunningham	FIU (2012)
217	27	Benny Cunningham	GT (2012)
215	28	I'Tavius Mathers	Missouri (2016)
213	18	I'Tavius Mathers	FAU (2016)
208	21	Eugene Gross	FAU (2006)
207	22	Richie James	FAU (2016)
201	26	Dwight Dasher	So. Miss (2009)
198	25	Chaton Mobley	WKU (2018)
195	29	Tavares Thomas	Charlotte (2017)
190	19	Reggie Whatley	FAU (2014)
180	19	Dwight Dasher	Memphis (2007)
178	18	Dwight Dasher	FIU (2009)
177	20	D.D. Kyles	UL (2009)
170	26	Terelle West	ODU: (2017)
163	21	I'Tavius Mathers	LA Tech (2016)
159	14	Phillip Tanner	North Texas (2008)
158	31	Jordan Parker	ODU (2014)
157	27	I'Tavius Mathers	BG (2016)
156	22	Jordan Parker	WCU (2013)
155	15	Reggie Whatley	UAB (2013)
154	10	Reggie Whatley	FAU (2013)
154	24	Jordan Parker	USA (2012)
150	15	Phillip Tanner	FAU (2010)
149	32	Jordan Parker	WKU (2012)
144	29	Desmond Anderson	FIU (2015)
144	9	Phillip Tanner	Louisville (2007)
143	22	I'Tavius Mathers	WKU (2016)
142	14	Jordan Parker	Charlotte (2015)
141	19	Jordan Parker	Troy (2012)
140	13	D.D. Kyles	FAU (2009)
135	24	I'Tavius Mathers	UNT (2016)
127	21	Jordan Parker	Marshall (2013)
127	18	Phillip Tanner	APSU (2010)
125	19	Austin Grammer	WKU (2014)
125	23	William Pratcher	FAU (2011)
120	13	Terelle West	ODU (2018)
120	15	Jeremiah Bryson	UTEP (2013)
117	17	Jordan Parker	FAU (2012)
117	19	Benny Cunningham	Troy (2011)
115	16	Jocquez Bruce	BGSU (2017)
115	28	Jordan Parker	FAU (2013)
112	11	Brad Anderson	FIU (2017)
112	14	I'Tavius Mathers	FIU (2016)
110	22	D.D. Kyles	FIU (2009)
109	22	Jordan Parker	UNC (2013)
108	14	Dwight Dasher	FAU (2009)
106	12	Austin Grammer	UTEP (2014)
106	15	Austin Grammer	UNT (2013)
106	19	William Pratcher	WKU (2011)
105	15	D.D. Kyles	Memphis (2011)
104	16	Brad Anderson	BGSU (2017)
104	16	Reggie Whatley	Marshall (2013)
104	14	Drayton Calhoun	FAU (2012)
104	17	Phillip Tanner	UL (2010)
103	25	Shane Tucker	FAU (2015)

103	19	Shane Tucker	USM (2013)
101	16	I'Tavius Mathers	Charlotte (2016)
101	25	Desmond Anderson	Marshall (2015)
100	10	Reggie Whatley	USM (2014)
100	21	Eugene Gross	ULM (2006)
100	14	Jordan Parker	Marshall (2014)
100	7	Reggie Whatley	UAB (2014)

100-Yard Receiving Games			
Yards	Rec.	Player	Opponent
223	16	Richie James	WKU (2016)
198	9	Richie James	FAU (2015)
183	14	Richie James	Vandy (2016)
175	13	Ed Batties	ILL (2015)
167	4	Terry Pettis	Charlotte (2015)
164	11	Eldred King	MSU (2008)
149	6	Chris McClover	WKU (2009)
148	8	Anthony Amos	FIU (2012)
141	6	Brad Anderson	UTM (2018)
141	7	Richie James	WKU (2015)
141	12	Richie James	ILL (2015)
140	3	Kyle Griswold	UNT (2012)
139	4	Desmond Gee	ULM (2007)
137	9	Brad Anderson	UAB (2017)
136	8	Ty Lee	FAU (2017)
136	5	Marcus Henry	UAB (2013)
134	8	Richie James	UNT (2016)
129	5	Richie James	Missouri (2016)
128	9	Anthony Amos	Memphis (2012)
127	6	Richie James	FIU (2016)
126	8	Richie James	WMU (2015)
126	5	Terry Pettis	Marshall (2015)
123	8	Ed Batties	JSU (2015)
122	12	Richie James	Marshall (2016)
121	6	Ty Lee	Charlotte (2017)
121	8	Anthony Amos	UNT (2012)
120	4	Richie James	FAU (2016)
120	5	Ed Batties	Charlotte (2015)
117	5	Malcolm Beyah	UK (2008)
114	11	Ty Lee	WKU (2017)
113	6	Harold Turner	WKU (2009)
113	9	Patrick Honeycutt	FAU (2008)
112	10	Richie James	Vanderbilt (2017)
111	9	Ed Batties	LA Tech (2015)
110	8	Ed Batties	FIU (2014)
110	7	Chris McClover	MD (2009)
109	6	Desmond Gee	ULM (2006)
109	2	Jonathan Grigsby	ULM (2007)
106	3	Desmond Gee	UK (2008)
106	4	Devin Clarke	USM (2014)
104	6	Richie James	FIU (2015)
104	4	Kyle Griswold	FIU (2011)
103	4	I'Tavius Mathers	BG (2016)
103	6	Taron Henry	UNT (2007)
102	4	Anthony Amos	FAU (2012)
101	2	Shane Tucker	UTEP (2014)
101	5	Kyle Griswold	UTEP (2013)
101	7	Tavarres Jefferson	UNC (2013)
100	5	Richie James	UTSA (2016)
100	6	Ty Lee	FIU (2016)
100	7	Anthony Amos	WKU (2011)

Special Teams Touchdowns			
Yards	Type	Player	Opponent
97	KR	Eric Russell	WKU (2010)
96	KR	Reggie Whatley	WKU (2012)
94	KR	Damon Nickson	FAU (2006)
92	KR	Phillip Tanner	UNT (2008)
89	KR	Bradley Robinson	ULM (2007)
88	KR	Damon Nickson	UL (2006)
76	PR	Kevin Byard	ODU (2014)
63	BFG	Jamarcus Howard	JSU (2015)
61	PR	Ed Batties	SSU (2014)
57	PR	Kyle Griswold	WCU (2013)
35	PR	Wayne Parks	UTM (2018)
32	PBR	Michael Cannon	FAU (2007)
29	PBR	Sherman Neal	FAU (2009)
20	BP	Kylan Stribling	UAB (2017)
3	PBR	Chris Brown	Marshall (2013)

## MIDDLE TENNESSEE DEPTH CHART

### OFFENSE

<b>QB</b>	12 Brent Stockstill	6-0	215	r-Sr.	Murfreesboro, TN
	10 Asher O'Hara	6-0	185	So.	Rolling Meadows, IL
<b>RB</b>	1 Terelle West	5-10	203	Jr.	Pinson, AL
	21 Tavares Thomas	6-0	245	Sr.	Rosenberg, TX
<b>LT</b>	55 Carlos Johnson	6-3	338	r-Sr.	Nashville, TN
	66 Will Gilchrist	6-3	275	Jr.	Pasadena, TX
<b>LG</b>	74 Robert Behanan	6-3	298	r-Sr.	Fairfield, OH
	71 Angelo Owens	6-4	295	r-Sr.	Deerfield Beach, FL
<b>C</b>	72 Josh Fannin	6-3	281	r-Jr.	Hoschton, GA
	62 Jack Mitchell	6-2	297	r-Sr.	Murfreesboro, TN
<b>RG</b>	73 Chandler Brewer	6-6	320	Sr.	Florence, AL
	65 Marcus Greer	6-3	299	Fr.	St. Louis, MO
<b>RT</b>	77 Amir Luckett	6-2	267	Jr.	Waddell, AZ
	68 Luke Harris	6-4	292	r-So.	Lafayette, IN
<b>X</b>	87 Gatlin Casey	6-3	215	Gr.	Navarre, FL
	82 Devon Jackson	6-2	205	Jr.	Renton, WA
<b>H</b>	8 Ty Lee	5-9	178	Jr.	Moultrie, GA
	5 Luke Shiflett	6-2	195	Fr.	Dalton, GA
<b>Y</b>	37 Patrick Smith	6-0	187	r-Sr.	Nashville, TN
	84 Zeke Cobb	6-3	215	r-Fr.	Dalton, GA
<b>Z</b>	86 Tavonn Salter	6-2	194	Sr.	Atlanta, GA
	9 Isiah Upton	6-0	191	r-Jr.	Nashville, TN

### SPECIAL TEAMS

<b>KR</b>	8 Ty Lee	5-9	178	Jr.	Moultrie, GA
	9 Isiah Upton	6-0	191	r-Jr.	Nashville, TN
<b>PR</b>	8 Ty Lee	5-9	178	Jr.	Moultrie, GA
	12 Reed Blankenship	6-1	195	So.	Athens, AL
<b>P</b>	99 Matt Bonadies	6-1	211	Sr.	Buford, GA
	90 Matthew Stephenson	5-10	212	r-So.	Madison, AL
<b>PK</b>	18 Crews Holt	5-11	185	r-So.	Brentwood, TN
<b>KO</b>	99 Matt Bonadies	6-1	211	Sr.	Buford, GA
<b>LS</b>	69 Daniel Sargent (P)	6-0	224	r-Jr.	Portland, TN
	58 Russ Hiett (PK)	6-0	198	r-So.	Kennesaw, GA
<b>H</b>	90 Matthew Stephenson	5-10	212	r-So.	Madison, AL

### DEFENSE

<b>LE</b>	95 Trae Philpots	6-4	245	r-Jr.	Fairburn,, GA
	94 Tyshun Render	6-4	238	r-Jr.	Newnan, GA
<b>LT</b>	93 Malik Mancel	6-3	254	r-Jr.	Detroit, MI
	90 Rakavian Poydras	6-1	304	r-So.	Clarksville, TN
<b>RT</b>	96 Rosheem Collins	6-1	316	Sr.	Waycross, GA
	91 Jordan Ferguson	6-2	285	So.	Atlanta, GA
<b>RE</b>	43 Jahmal Jones	6-3	257	r-Sr.	Dallas, TX
	85 Darrius Liggins	6-4	238	r-Sr.	Oxford, MS
<b>WLB</b>	6 Khalil Brooks	5-11	206	r-Jr.	Atlanta, GA
	26 Wayne Parks	5-11	216	r-Fr.	Fellsmere, FL
<b>MLB</b>	30 Darius Harris	6-2	238	r-Sr.	Horn Lake, MS
	42 Cody Smith	6-2	220	r-Fr.	Stuart, FL
<b>SLB</b>	20 DQ Thomas	6-2	212	So.	Oxford, MS
	26 Wayne Parks	5-11	216	r-Fr.	Fellsmere, FL
<b>LC</b>	22 Cordell Hudson	5-11	189	Gr.	Largo, FL
	2 Chris Stamps	6-1	182	r-Jr.	Vicksburg, MS
<b>SS</b>	12 Reed Blankenship	6-1	195	So.	Athens, AL
	38 Kendricks Gladney	6-0	205	Jr.	Capitol Heights, MD
<b>FS</b>	7 Jovante Moffatt	6-0	212	Sr.	Union City, TN
	23 Wesley Bush	6-1	192	Sr.	Macon, MS
<b>RC</b>	29 Darryl Randolph	5-11	186	r-Sr.	Pensacola, FL
	3 Greg Grate, Jr.	5-11	185	Fr.	Miami, FL

### PRONUNCIATION GUIDE

Robert Behanan.....	bee-HAN-in
Matt Bonadies .....	Bonn-Ah-Dees
Khalil Brooks .....	Kuh-Leal
Jocquez Bruce.....	Jock
Rosheem Collins.....	Row-Sheem
D.J. Delfendahl .....	delf-in-doll
Tyler Falvey.....	Foul-Vee
Kamau Farrell-Burke.....	Kuh-Mow (sounds like wow)
Raheme Fuller.....	Rah-Heem
Tyrese Johnson .....	tie-reese
Amir Luckett.....	uh-Meer
Malik Mancel.....	Muh-Leek Man-seal
Chaton Mobley.....	shuh-taan mob-lee
Tavonn Salter .....	tay-vonn
Kylan Stribling.....	Kye-Lun

# 2018 ROSTER

NO	NAME	POS	HT	WT	CL	VL	HOMETOWN/HS/JC
1	Terelle West	RB	5-10	203	r-Jr.	2	Pinson, AL/Clay-Chalkville HS
2	Chris Stamps	CB	6-1	182	r-Jr.	0	Vicksburg, MS/NW Mississippi CC
3	Gregory Grate Jr.	S	5-11	185	Fr.	0	Miami, FL/Miami Carol City Sr. HS
4	O.J. Johnson	CB	6-0	199	Sr.	1	Homerville, GA/Mississippi Gulf Coast
5	Luke Shiflett	WR	6-2	195	Fr.	0	Dalton, GA/NW Whitfield HS
	Jocquez Bruce	WR	5-10	175	r-Jr.	1	Knoxville, TN/South Doyle HS
6	Khalil Brooks	LB	5-11	206	r-Jr.	2	Atlanta, GA/Benjamin E. Mays HS
6	Chance Nolan	QB	6-2	192	Fr.	0	Menifee, CA/Paloma Valley HS
7	Jovante Moffatt	S	6-0	212	Sr.	3	Union City, TN/Union City HS
8	Ty Lee	WR	5-9	178	Jr.	2	Moultrie, GA/Colquitt Co. HS
9	Isiah Upton	WR	6-0	191	r-Jr.	2	Nashville, TN/East Nashville Magnet HS
10	Jarek Campbell	LB	6-0	201	Fr.	0	Murfreesboro, TN/Riverdale HS
10	Asher O'Hara	QB	6-0	185	So.	0	Rolling Meadows, IL/College of DuPage
11	Brad Anderson	RB	5-8	175	So.	1	Huntsville, AL/Bob Jones HS
12	Brent Stockstill	QB	6-0	215	r-Sr.	3	Murfreesboro, TN/Siegel HS
12	Reed Blankenship	S	6-1	195	So.	1	Athens, AL/West Limestone HS
13	John Turner	RB	6-1	209	Fr.	0	Murfreesboro, TN/Smyrna HS
	Tyrese Johnson	WR	5-8	171	So.	1	Halls, TN/Halls HS
15	Raheme Fuller	CB	6-3	205	r-Fr.	0	Ft. Lauderdale, FL/Boyd-Anderson HS
15	Davis Witt	QB	6-2	205	r-So.	0	Clewiston, FL/Clewiston HS
16	Chase Cunningham	QB	5-11	183	r-Fr.	0	Knoxville, TN/Knoxville Catholic HS
17	Kylan Stribling	S	5-11	202	r-So.	1	Thompson's Station, TN/Independence HS
18	Crews Holt	PK	5-11	185	r-So.	0	Brentwood, TN/Ravenwood HS
19	Teldrick Ross	CB	5-11	185	Fr.	0	Macon, GA/Jones County HS
20	DQ Thomas	LB	6-2	212	So.	1	Oxford, MS/Oxford HS
21	Tavares Thomas	RB	6-0	245	Sr.	1	Rosenberg, TX/Navarro College
22	Cordell Hudson	CB	5-11	189	Gr.	0	Largo, FL/Syracuse
22	Xavier Dupree	WR	5-11	170	r-So.	0	Decatur, GA/South Gwinnett HS
23	Wesley Bush	S	6-1	192	Sr.	1	Macon, MS/NW Mississippi CC
24	Zack Dobson	WR	5-8	170	Fr.	0	Knoxville, TN/Fulton HS
25	Desmond Anderson	CB	5-10	176	Sr.	3	Pacolet, SC/Broome HS
26	Wayne Parks	LB	5-11	216	r-Fr.	0	Fellsmere, FL/Sebastian River HS
27	Ruben Garnett	WR	5-9	168	r-Jr.	2	Hepzibah, GA/Aquinas HS
28	Maurice Gordon	RB	5-10	198	r-Jr.	0	Denton, TX/Navarro College
29	Darryl Randolph	CB	5-11	186	r-Sr.	3	Pensacola, FL/Pensacola HS
30	Darius Harris	LB	6-2	238	r-Sr.	3	Horn Lake, MS/Horn Lake HS
31	Justin Brown	CB	6-0	185	r-So.	1	Birmingham, AL/AH Parker HS
32	Chris Melton	LB	6-1	215	Sr.	3	Leesburg, GA/Lee County HS
33	Decorian Patterson	S	6-0	176	Fr.	0	Ocala, FL/Leesburg HS
34	Parker Bullion	WR	6-4	215	Fr.	0	Brentwood, TN/Brentwood HS
35	Chukwudifu Ogbonna	CB	6-2	172	r-Fr.	0	Marietta, GA/Savannah State
36	Kamau Farrell-Burke	CB	6-3	185	r-Jr.	0	Toronto, Canada/Arizona Western College
37	Patrick Smith	WR	6-0	187	r-Sr.	2	Nashville, TN/East Nashville HS
38	Kendricks Gladney	S	6-0	205	Jr.	0	Capitol Heights, MD/ASA College
39	Cain McWilliams	LB	6-1	225	r-Fr.	0	Lewisburg, TN/Marshall Co. HS
40	Avery Jones	LB	6-1	238	Jr.	0	Anaheim Hills, CA/Golden West College
41	Caleb Felton	LB	6-1	210	r-So.	1	Muscle Shoals, AL/Muscle Shoals HS
42	Cody Smith	LB	6-2	220	r-Fr.	0	Stuart, FL/Martin County HS
43	Jahmal Jones	DE	6-3	257	r-Sr.	3	Dallas, TX/Norcross (GA) HS
44	Chaton Mobley	RB	6-1	235	r-Fr.	0	Knoxville, TN/Fulton HS
45	Joseph Sewell	TE	6-2	264	r-Fr.	0	Murfreesboro, TN/Blackman HS
46	Dalton Frantz	HB	6-0	222	r-Fr.	0	Murfreesboro, TN/Siegel HS
47	Reginald Henderson	WR	6-2	206	r-So.	0	Belle Glade, FL/Clewiston HS
48	Miller Armstrong	LB	6-0	225	r-So.	1	Murfreesboro, TN/Blackman HS
49	Jorden Starling	DE	6-6	239	Fr.	0	Chattanooga, TN/McCallie School
53	Matt Martin	OL	6-3	289	r-So.	0	Pasadena, TX/Trinity Valley CC
54	Ty Watkins	OL	6-1	291	r-Sr.	1	Oklahoma City, OK/NE Oklahoma A&M
55	Carlos Johnson	OL	6-3	338	r-Sr.	3	Nashville, TN/Pearl Cohn HS
56	JeQuaries Martin	DE	6-3	229	Jr.	0	Chilton, AL/Independence CC
58	Russ Hiett	LS	6-0	198	r-So.	0	Kennesaw, GA/Kennesaw Mountain HS
59	Dawson Bragg	OL	6-6	303	Fr.	0	Goodlettsville, TN/White House HS

## Career Games PLAYED

Darius Harris, LB	48
Darryl Randolph, DB	48
Chandler Brewer, OL	47
Jahmal Jones, DE	47
Jovante Moffatt, S	43
Matt Bonadies, P	42
Chris Melton, LB	42
Robert Behanan, OL	41
Brent Stockstill, QB	40
Carlos Johnson, OL	40
Darius Liggins, DE	36
Khalil Brooks, LB	35
Tyshun Render, DE	33
Malik Manciel, DT	33
Trae Philpots, DE	32
Isiah Upton, WR	31
Ruben Garnett, WR	29
CJ Windham, WR	29
Terelle West, RB	27
DQ Thomas, LB	22
Rakavian Poydras, DL	22
Ty Watkins, OL	22
Daniel Sargent, LS	22
Josh Fannin, OL	22
Reed Blankenship, DB	21
Wesley Bush, S	21
Luke Harris, OL	21
Jimmy Marshall, WR	20
Jordan Ferguson, DL	20
Amir Luckett, OL	20
Justin Brown, DB	19
Tavares Thomas, RB	19
Kylan Stribling, DB	19
OJ Johnson, DB	18
Caleb Felton, S	16
Jocquez Bruce, WR	16
Jack Mitchell, OL	16
Brad Anderson, RB	15
Chris Myers, DE	14
Tavonn Salter, WR	14
Miller Armstrong, LB	11
Tyrese Johnson, WR	11
Cody Smith, LB	11
Crews Holt, PK	11
Cole Kirby, OL	10
Ty Nix, DL	9
Cain McWilliams, LB	9
Russ Hiett, LS	9
Luke Shiflett, WR	9
Matt Stephenson, P	9
Wayne Parks, LB	9
Kamau Farrell-Burke, CB	9
Chris Stamps, DB	9
Greg Grate, DB	8
Chaton Mobley, RB	8
Angelo Owens, OL	8
John Turner, RB	8
Kendricks Gladney, S	7
Devon Jackson, WR	7
Gatlin Casey, WR	7
Eric Golston, OL	7
Avery Jones, LB	6
Raheme Fuller, CB	6
Reginald Henderson, WR	5
Maurice Gordon, RB	5
Dalton Frantz, HB	5
Decorian Patterson, S	4
Zack Dobson, WR	4
Yusef Ali, WR	3
Zeke Cobb, WR	3
Asher O'Hara, QB	2
Jordan Branch, DL	2
Landon Board, RB	2
Marcus Greer, OL	2
Chase Cunningham, QB	2
DJ Delfendahl, OL	1
Will Gilchrist, OL	1

**Conference Champions: 1935, 1936, 1956, 1957, 1958, 1959, 1964, 1965, 1985, 1989, 1990, 1992, 2001, 2006**

60	Jahlil Ryles	OL	6-3	314	Fr.	0	Phenix City, AL/Central HS
61	Eric Seay	OL	6-1	319	r-Fr.	0	Albany,GA/Monroe HS
62	Jack Mitchell	OL	6-2	297	r-Sr.	0	Murfreesboro, TN/Riverdale HS
63	Eric Golston	OL	6-3	307	r-Jr.	0	Long Beach, CA /Cerritos College
64	Tyler Thurman	OL	6-2	284	Fr.	0	Kingston, TN/Roane Co. HS
65	Marcus Greer	OL	6-3	299	Fr.	0	St. Louis, MO/Chaminade College Prep
66	Will Gilchrist	OL	6-3	275	Jr.	0	Pasadena,TX/Blinn College
67	Jacob King	OL	6-4	313	Fr.	0	Brentwood, TN/John Overton HS
68	Luke Harris	OL	6-4	292	r-So.	1	Lafayette, IN/Fork Union Military Academy
69	Daniel Sargent	LS	6-0	224	r-Jr.	1	Portland, TN/Portland HS
70	Tyler Falvey	OL	6-4	321	Fr.	0	Altamonte Springs, FL/Lake Brantley HS
71	Angelo Owens	OL	6-4	295	r-Sr.	0	Deerfield Beach, FL/Dodge City CC
72	Josh Fannin	OL	6-3	281	r-Jr.	1	Hoschton, GA/Mill Creek HS
73	Chandler Brewer	OL	6-6	320	Sr.	3	Florence, AL/Florence HS
74	Robert Behanan	OL	6-3	298	r-Sr.	3	Fairfield, OH/Fairfield HS
75	Blake Catlett	OL	6-1	283	r-So.	0	Jackson, TN/Chester County HS
76	D.J. Delfendahl	OL	6-4	291	r-Fr.	0	Mt. Juliet, TN/Mt. Juliet HS
77	Amir Lockett	OL	6-2	267	Jr.	1	Waddell, AZ/Scottsdale CC
78	Jordan James	DT	6-4	314	r-Jr.	0	LaVergne, TN/Brentwood Academy
79	Cole Kirby	OL	6-4	313	r-Fr.	0	Franklin, KY/Simpson HS
80	Yusuf Ali	WR	5-9	175	r-Fr.	0	Detroit, MI/Maplewood HS (TN)
81	CJ Windham	WR	6-2	209	Jr.	2	Powder Springs, GA/McEachern HS
82	Devon Jackson	WR	6-2	205	Jr.	0	Renton, WA/Santa Ana College
83	Jimmy Marshall	WR	6-5	228	So.	1	Macon, GA/Tattnall Square Academy
84	Zeke Cobb	WR	6-3	215	r-Fr.	0	Dalton, GA/Dalton HS
85	Darrius Liggins	DE	6-4	238	r-Sr.	2	Oxford, MS/Oxford HS
86	Tavonn Salter	WR	6-2	194	Sr.	1	Atlanta, GA/Mt. San Antonio JC
87	Gatlin Casey	WR	6-3	215	Gr.	0	Navarre, FL/Lehigh University
88	Ja'Kerrius Wyatt	DL	6-3	292	r-Fr.	0	Prattville, AL/Autauga Academy
90	Matthew Stephenson	P	5-10	212	r-So.	0	Madison, AL/Bob Jones HS
90	Rakavian Poydras	DT	6-1	304	r-So.	1	Clarksville, TN/Clarksville HS
91	Jordan Ferguson	DT	6-2	285	So.	1	Atlanta, GA/Cartersville HS
92	Ty Nix	DT	6-0	245	r-So.	1	Murfreesboro, TN/Oakland HS
93	Malik Manciel	DT	6-3	254	r-Jr.	2	Detroit, MI/Florence (AL) HS
94	Tyshun Render	DE	6-4	238	r-Jr.	2	Newnan, GA/Westlake HS
95	Trae Philpots	DE	6-4	245	r-Jr.	1	Fairburn, GA/Creekside HS
96	Rosheem Collins	DL	6-1	316	Sr.	1	Waycross, GA/East Central CC
97	Aaron Griffith	DT	6-0	289	r-Jr.	0	Union City, CA/James Logan HS
98	Chris Myers	DE	6-6	254	r-So.	0	LaVergne, TN/LaVergne HS
99	Matt Bonadies	P	6-1	211	Sr.	3	Buford, GA/Buford HS
99	Jordan Branch	DL	6-1	297	Fr.	0	Maury City, TN/Crockett County HS
	Brandon Archer	S	6-0	178	r-So.	0	Memphis, TN/Christian Brothers HS
	Landon Board	RB	5-8	172	r-Fr.	0	Owensboro, KY/Owensboro HS
	Peyton Burke	WR	5-11	183	r-So.	0	Lexington, KY/Tates Creek HS
	Jack Dunphy	LS	5-10	210	Fr.	0	Vestavia Hills, AL/Vestavia Hills HS
	Joseph Freeland	CB	6-2	199	r-Sr.	0	Hopkinsville, KY/Christian Co. HS
	Sam French	PK	5-11	195	Fr.	0	Nolensville, TN/Ravenwood HS
	D'Monte Kemp	RB	5-9	177	r-Fr.	0	Millington, TN/Millington Central HS
	Jordan Middleton	QB	6-1	200	r-So.	0	Murfreesboro, TN/Siegel HS
	Russell Roberts	P	6-0	175	Fr.	0	Jackson, MS/Jackson Preparatory School
	Jourdan Swett	S	6-2	196	Fr.	0	Nashville, TN/Ensworth HS
	William Wilcox	LB	6-6	228	r-So.	0	Clarksville, TN/Northeast HS

**Career Games  
STARTED**

Chander Brewer, OL	45
Brent Stockstill, QB	39
Carlos Johnson, OL	35
Ty Lee, WR	32
Jovante Moffatt, S	29
Patrick Smith, WR	28
Darius Harris, LB	27
Darryl Randolph, CB	26
Jahmal Jones, DE	24
Robert Behanan, OL	22
Khalil Brooks, LB	21
Reed Blankenship, DB	20
Malik Manciel, DL	20
C.J. Windham, WR	15
Amir Lockett, OL	15
Chris Melton, LB	14
Rosheem Collins, DL	12
Josh Fannin, OL	12
Brad Anderson, RB	11
Trae Philpots, DE	8
DQ Thomas, LB	8
Tavonn Salter, WR	7
Wesley Bush, S	7
OJ Johnson, CB	6
Gatlin Casey, WR	6
Tyshun Render, DE	5
Ty Watkins, TE	4
Terelle West, RB	4
Cordell Hudson, CB	4
Desmond Anderson, CB	3
Tavares Thomas, RB	3
Chaton Mobley, RB	2
Tyrese Johnson, WR	2
Jordan Ferguson, DT	2
Kylan Stribling, S	2
Isiah Upton, WR	1
Rakavian Poydras, DT	1
Reuben Garnett, WR	1
Tyrone Nix, DT	1
Dalton Frantz, TE	1
Gregory Grate, S	1

Conference Champions: 1956, 1957, 1958, 1959, 1964, 1965, 1985, 1989, 1990, 1992, 2001, 2006

## 2018 Results (Overall: 6-3, C-USA: 5-1 Home: 4-0, Road: 2-3, Neutral: 0-0)

Date	Opponent		Score	Overall	Conference	Time	Attend
Sept. 1, 2018	at Vanderbilt	L	7-35	0-1	0-0	3:09	25348
Sep 8, 2018	UTM	W	61-37	1-1	0-0	3:22	16227
Sep 15, 2018	at #3 Georgia	L	7-49	1-2	0-0	2:59	92746
* Sep 29, 2018	FAU	W	25-24	2-2	1-0	3:17	17299
* Oct 05, 2018	at MARSHALL	W	34-24	3-2	2-0	3:32	25979
* Oct 13, 2018	at FIU	L	21-24	3-3	2-1	3:05	16002
* Oct 20, 2018	CHARLOTTE	W	21-13	4-3	3-1	2:57	13102
* Oct 27, 2018	at Old Dominion	W	51-17	5-3	4-1	3:10	19725
* Nov 2, 2018	WKU	W	29-10	6-3	5-1	3:38	16617

## 2018 Team Statistics (Overall: 6-3, C-USA: 5-1 Home: 4-0, Road: 2-3, Neutral: 0-0)

Team Statistics	MT	OPP
SCORING	256	233
Points Per Game	28.4	25.9
Points Off Turnovers	54	24
FIRST DOWNS	185	197
Rushing	77	87
Passing	91	89
Penalty	17	21
RUSHING YARDAGE	1265	1536
Yards gained rushing	1514	1788
Yards lost rushing	249	252
Rushing Attempts	331	353
Average Per Rush	3.8	4.4
Average Per Game	140.6	170.7
TDs Rushing	12	10
PASSING YARDAGE	2052	2201
Comp-Att-Int	199-303-6	185-314-10
Average Per Pass	6.8	7.0
Average Per Catch	10.3	11.9
Average Per Game	228.0	244.6
TDs Passing	17	18
TOTAL OFFENSE	3317	3737
Total Plays	634	667
Average Per Play	5.2	5.6
Average Per Game	368.6	415.2
KICK RETURNS: #-Yards	3-72	32-621
PUNT RETURNS: #-Yards	6-103	7-115
INT RETURNS: #-Yards	10-280	6-59
KICK RETURN AVERAGE	24.0	19.4
PUNT RETURN AVERAGE	17.2	16.4
INT RETURN AVERAGE	28.0	9.8
FUMBLES-LOST	10-6	8-6
PENALTIES-Yards	44-443	59-515
Average Per Game	49.2	57.2
PUNTS-Yards	46-1918	39-1589
Average Per Punt	41.7	40.7
Net punt average	38.8	35.5
KICKOFFS-Yards	50-2709	43-2545
Average Per Kick	54.2	59.2
Net kick average	38.8	40.1
TIME OF POSSESSION/Game	29:12	30:48
3RD-DOWN Conversions	54/132	69/145
3rd-Down Pct	41%	48%
4TH-DOWN Conversions	11/17	9/21
4th-Down Pct	65%	43%
SACKS BY-Yards	23-153	23-146
MISC YARDS	0	-15
TOUCHDOWNS SCORED	33	30
FIELD GOALS-ATTEMPTS	9-13	8-13
ON-SIDE KICKS	0-0	1-3
RED-ZONE SCORES	(26-31) 84%	(18-28) 64%
RED-ZONE TOUCHDOWNS	(18-31) 58%	(16-28) 57%
PAT-ATTEMPTS	(29-31) 94%	(27-28) 96%
ATTENDANCE	63245	179800
Games/Avg Per Game	4/15811	5/35960
Neutral Site Games		0/0

Score by Quarters	1st	2nd	3rd	4th	OT	Total
Middle Tennessee	51	88	66	51	0	256
Opponents	64	79	38	52	0	233

**2018 Individual Statistics (Overall: 6-3, C-USA: 5-1 Home: 4-0, Road: 2-3, Neutral: 0-0)**

<b>Rushing</b>	<b>gp</b>	<b>att</b>	<b>gain</b>	<b>loss</b>	<b>net</b>	<b>avg</b>	<b>td</b>	<b>lg</b>	<b>avg/g</b>
MOBLEY, Chaton	8	56	330	4	326	5.8	3	60	40.8
WEST, Terelle	9	51	259	12	247	4.8	1	71	27.4
THOMAS, Tavares	7	62	203	14	189	3.0	4	19	27.0
STOCKSTILL, B.	9	84	314	167	147	1.8	2	24	16.3
ANDERSON, Brad	6	23	124	2	122	5.3	1	29	20.3
O'HARA, Asher	2	23	103	18	85	3.7	1	13	42.5
DOBSON, Zack	4	5	84	0	84	16.8	0	26	21.0
BOARD, Landon	2	7	31	1	30	4.3	0	16	15.0
GORDON, Maurice	5	7	29	3	26	3.7	0	22	5.2
LEE, Ty	9	2	23	3	20	10.0	0	23	2.2
TURNER, John	7	4	12	0	12	3.0	0	6	1.7
BRUCE, Jocquez	3	1	2	0	2	2.0	0	2	0.7
CUNNINGHAM, C.	2	1	0	0	0	0.0	0	0	0.0
TEAM	3	5	0	25	-25	-5.0	0	0	-8.3
Total	9	331	1514	249	1265	3.8	12	71	140.6
Opponents	9	353	1788	252	1536	4.4	10	66	170.7

<b>Passing</b>	<b>gp</b>	<b>effic</b>	<b>comp-att-int</b>	<b>pct</b>	<b>yds</b>	<b>td</b>	<b>lg</b>	<b>avg/g</b>
STOCKSTILL, B.	9	142.34	189-280-5	67.5	1946	17	70	216.2
O'HARA, Asher	2	82.88	9-20-1	45.0	114	0	28	57.0
CUNNINGHAM, C.	2	0.00	0-1-0	0.0	0	0	0	0.0
TEAM	3	0.00	0-1-0	0.0	0	0	0	0.0
LEE, Ty	9	32.80	1-1-0	100.0	-8	0	0	-0.9
Total	9	137.12	199-303-6	65.7	2052	17	70	228.0
Opponents	9	130.35	185-314-10	58.9	2201	18	65	244.6

<b>Receiving</b>	<b>gp</b>	<b>no.</b>	<b>yds</b>	<b>avg</b>	<b>td</b>	<b>lg</b>	<b>avg/g</b>
LEE, Ty	9	41	463	11.3	4	43	51.4
SMITH, Patrick	9	40	402	10.1	5	49	44.7
ANDERSON, Brad	6	27	332	12.3	0	66	55.3
CASEY, Gatlin	7	17	214	12.6	2	70	30.6
THOMAS, Tavares	7	17	88	5.2	2	19	12.6
SALTER, Tavonn	7	15	172	11.5	0	28	24.6
WEST, Terelle	9	11	56	5.1	0	11	6.2
MOBLEY, Chaton	8	8	37	4.6	0	8	4.6
WINDHAM, CJ	3	6	111	18.5	3	56	37.0
SHIFLETT, Luke	9	5	38	7.6	0	17	4.2
BRUCE, Jocquez	3	3	52	17.3	0	39	17.3
GARNETT, Ruben	3	2	35	17.5	0	28	11.7
DOBSON, Zack	4	2	19	9.5	1	14	4.8
MARSHALL, Jimmy	7	1	16	16.0	0	16	2.3
COBB, Zeke	3	1	12	12.0	0	12	4.0
UPTON, Isiah	9	1	11	11.0	0	11	1.2
WATKINS, Ty	9	1	2	2.0	0	2	0.2
STOCKSTILL, B.	9	1	-8	-8.0	0	0	-0.9
Total	9	199	2052	10.3	17	70	228.0
Opponents	9	185	2201	11.9	18	65	244.6

<b>Punt Returns</b>	<b>no.</b>	<b>yds</b>	<b>avg</b>	<b>td</b>	<b>lg</b>
LEE, Ty	3	33	11.0	0	25
BLANKENSHIP, R.	2	35	17.5	0	27
PARKS, Wayne	1	35	35.0	1	35
Total	6	103	17.2	1	35
Opponents	7	115	16.4	1	70

<b>Interceptions</b>	<b>no.</b>	<b>yds</b>	<b>avg</b>	<b>td</b>	<b>lg</b>
BUSH, Wesley	3	72	24.0	1	37
BLANKENSHIP, R.	2	119	59.5	1	100
RANDOLPH, D.	1	0	0.0	0	0
MOFFATT, J.	1	-16	-16.0	0	0
JOHNSON, OJ	1	8	8.0	0	8
GRATE, Gregory	1	97	97.0	1	97
HUDSON, Cordell	1	0	0.0	0	0
Total	10	280	28.0	3	100
Opponents	6	59	9.8	0	26

<b>Kick Returns</b>	<b>no.</b>	<b>yds</b>	<b>avg</b>	<b>td</b>	<b>lg</b>
LEE, Ty	3	72	24.0	0	29
Total	3	72	24.0	0	29
Opponents	32	621	19.4	0	40

<b>Fumble Returns</b>	<b>no.</b>	<b>yds</b>	<b>avg</b>	<b>td</b>	<b>lg</b>
BROOKS, Khalil	1	4	4.0	0	4
Total	1	4	4.0	0	4
Opponents	2	10	5.0	1	7

## 2018 Individual Statistics (Overall: 6-3, C-USA: 5-1 Home: 4-0, Road: 2-3, Neutral: 0-0)

Scoring	td	fg	PAT				dxp	saf	pts	Total Offense						
			kick	rush	rcv	pass				g	plays	rush	pass	total	avg/g	
HOLT, Crews	-	9-13	29-31	-	-	-	-	-	56	STOCKSTILL, B.	9	364	147	1946	2093	232.6
THOMAS, Tavares	6	-	-	-	-	-	-	-	36	MOBLEY, Chaton	8	56	326	0	326	40.8
SMITH, Patrick	5	-	-	-	-	-	-	-	30	WEST, Terelle	9	51	247	0	247	27.4
LEE, Ty	4	-	-	-	-	-	-	-	24	O'HARA, Asher	2	43	85	114	199	99.5
WINDHAM, CJ	3	-	-	-	-	-	-	-	18	THOMAS, Tavares	7	62	189	0	189	27.0
MOBLEY, Chaton	3	-	-	-	-	-	-	-	18	ANDERSON, Brad	6	23	122	0	122	20.3
CASEY, Gatlin	2	-	-	-	1	-	-	-	14	DOBSON, Zack	4	5	84	0	84	21.0
STOCKSTILL, B.	2	-	-	-	-	1-1	-	-	12	BOARD, Landon	2	7	30	0	30	15.0
PARKS, Wayne	1	-	-	-	-	-	-	-	6	GORDON, Maurice	5	7	26	0	26	5.2
ANDERSON, Brad	1	-	-	-	-	-	-	-	6	TURNER, John	7	4	12	0	12	1.7
DOBSON, Zack	1	-	-	-	-	-	-	-	6	LEE, Ty	9	3	20	-8	12	1.3
O'HARA, Asher	1	-	-	-	-	-	-	-	6	BRUCE, Jocquez	3	1	2	0	2	0.7
BUSH, Wesley	1	-	-	-	-	-	-	-	6	TEAM	3	6	-25	0	-25	-8.3
BLANKENSHIP, R.	1	-	-	-	-	-	-	-	6	Total	9	634	1265	2052	3317	368.6
WEST, Terelle	1	-	-	-	-	-	-	-	6	Opponents	9	667	1536	2201	3737	415.2
GRATE, Gregory	1	-	-	-	-	-	-	-	6							
STEPHENSON, M.	-	-	-	-	-	0-1	-	-	0							
Total	33	9-13	29-31	-	1	1-2	-	-	256							
Opponents	30	8-13	27-28	-	1	1-2	-	-	233							

Field Goals	fg	pct.	01-19	20-29	30-39	40-49	50-99	lg	blk	Punting	no.	yds	avg	lg	tb	fc	i20	50+	blk
HOLT, Crews	9-13	69.2	1-1	2-2	5-5	1-5	0-0	42	1	BONADIES, Matt	37	1576	42.6	68	1	16	19	6	0
										STEPHENSON, M.	5	200	40.0	46	0	3	4	0	0
										SHIFLETT, Luke	4	142	35.5	43	0	2	3	0	0
										Total	46	1918	41.7	68	1	21	26	6	0
										Opponents	39	1589	40.7	60	5	10	12	10	0
<b>FG Sequence</b>	<b>Middle Tennessee</b>									<b>Kickoffs</b>	<b>no.</b>	<b>yds</b>	<b>avg</b>	<b>tb</b>	<b>ob</b>	<b>retn</b>	<b>net</b>	<b>ydln</b>	
Vanderbilt	47									BONADIES, Matt	40	2159	54.0	6	3				
UTM	-				(44)					HOLT, Crews	10	550	55.0	0	0				
Georgia	-				-					Total	50	2709	54.2	6	3	19.4	38.8	26	
FAU	46,(33),47				(44)					Opponents	43	2545	59.2	30	1	24.0	40.1	24	
MARSHALL	(34),(18)				(33),43														
FIU	-				(44),(53),49,(45)														
Charlotte	-				48,52														
Old Dominion	(32),48				(24)														
WKU	(42),(39),(23),(28),(30)				(40),37														

Numbers in (parentheses) indicate field goal was made.

**2018 Individual Statistics** (Overall: 6-3, C-USA: 5-1 Home: 4-0, Road: 2-3, Neutral: 0-0)

All Purpose	g	rush	rcv	pr	kr	ir	total	avg/g
LEE, Ty	9	20	463	33	72	0	588	65.3
ANDERSON, Br	6	122	332	0	0	0	454	75.7
SMITH, Patrick	9	0	402	0	0	0	402	44.7
MOBLEY, Chato	8	326	37	0	0	0	363	45.4
WEST, Terelle	9	247	56	0	0	0	303	33.7
THOMAS, Tavar	7	189	88	0	0	0	277	39.6
CASEY, Gatlin	7	0	214	0	0	0	214	30.6
SALTER, Tavon	7	0	172	0	0	0	172	24.6
BLANKENSHIP,	8	0	0	35	0	119	154	19.2
STOCKSTILL, B	9	147	-8	0	0	0	139	15.4
WINDHAM, CJ	3	0	111	0	0	0	111	37.0
DOBSON, Zack	4	84	19	0	0	0	103	25.8
GRATE, Gregor	8	0	0	0	0	97	97	12.1
O'HARA, Asher	2	85	0	0	0	0	85	42.5
BUSH, Wesley	9	0	0	0	0	72	72	8.0
BRUCE, Jocque	3	2	52	0	0	0	54	18.0
SHIFLETT, Luke	9	0	38	0	0	0	38	4.2
PARKS, Wayne	8	0	0	35	0	0	35	4.4
GARNETT, Rub	3	0	35	0	0	0	35	11.7
BOARD, Landon	2	30	0	0	0	0	30	15.0
GORDON, Maur	5	26	0	0	0	0	26	5.2
MARSHALL, Jim	7	0	16	0	0	0	16	2.3
COBB, Zeke	3	0	12	0	0	0	12	4.0
TURNER, John	7	12	0	0	0	0	12	1.7
UPTON, Isiah	9	0	11	0	0	0	11	1.2
JOHNSON, OJ	5	0	0	0	0	8	8	1.6
WATKINS, Ty	9	0	2	0	0	0	2	0.2
MOFFATT, J.	4	0	0	0	0	-16	-16	-4.0
TEAM	3	-25	0	0	0	0	-25	-8.3
Total	9	1265	2052	103	72	280	3772	419.1
Opponents	9	1536	2201	115	621	59	4532	503.6

## 2018 Defensive Statistics (Overall: 6-3, C-USA: 5-1 Home: 4-0, Road: 2-3, Neutral: 0-0)

#	Defensive Leaders	gp	Tackles			tfl/yds	Sacks	Pass defense			Fumbles		blkd	
			ua	a	tot		no-yds	int-yds	brup	qbh	rcv-yds	ff	kick	saf
1B	BLANKENSHIP, R.	8	42	29	71	6.0-11	1.0-3	2-119	4	.	.	.	.	
30	HARRIS, Darius	9	34	29	63	7.5-40	4.0-35	.	4	5	.	1	.	
6	BROOKS, Khalil	9	34	16	50	11.0-32	3.0-19	.	3	9	1-4	1	.	
20	THOMAS, DQ	9	27	18	45	8.0-42	5.0-37	.	3	4	1-0	1	.	
23	BUSH, Wesley	9	23	17	40	2.0-7	0.5-2	3-72	2	2	.	.	.	
29	RANDOLPH, D.	9	23	13	36	0.5-0	.	1-0	7	.	.	.	1	
7	MOFFATT, J.	4	18	18	36	.	.	1--16	5	.	.	1	.	
95	PHILPOTS, Trae	9	12	15	27	5.0-25	2.0-16	.	.	1	.	.	.	
43	JONES, Jahmal	9	12	14	26	4.5-21	2.0-12	.	.	2	.	1	.	
22	HUDSON, Cordell	8	19	6	25	.	.	1-0	2	.	.	1	.	
96	COLLINS, R.	9	14	10	24	2.0-4	.	.	.	3	.	.	.	
93	MANCIEL, Malik	9	9	15	24	2.0-2	1.0-1	.	1	.	.	.	.	
42	SMITH, Cody	8	6	13	19	.	.	.	.	.	.	.	.	
17	STRIBLING, K.	6	13	5	18	1.0-7	1.0-7	.	.	1	.	.	.	
3	GRATE, Gregory	8	11	7	18	1.0-5	1.0-5	1-97	1	.	.	.	.	
4	JOHNSON, OJ	5	15	2	17	1.0-2	.	1-8	1	.	.	.	.	
94	RENDER, Tyshun	8	4	10	14	3.5-16	2.0-14	.	1	1	1-0	1	.	
85	LIGGINS, D.	9	2	10	12	0.5-0	.	.	.	2	1-0	.	.	
90	POYDRAS, R.	9	4	6	10	1.5-4	.	.	3	.	.	.	.	
38	GLADNEY, K.	7	6	4	10	.	.	.	.	.	1-0	.	.	
33	PATTERSON, D.	4	4	5	9	.	.	.	.	.	.	.	.	
91	FERGUSON, J.	7	4	4	8	1.5-5	0.5-2	.	.	.	.	.	.	
49	STARLING, J.	3	3	4	7	1.0-3	.	.	.	.	.	.	.	
31	BROWN, Justin	6	6	1	7	.	.	.	.	.	.	.	.	
32	MELTON, Chris	3	2	5	7	0.5-1	.	.	1	1	.	.	.	
26	PARKS, Wayne	8	2	5	7	.	.	.	.	.	.	.	.	
2	STAMPS, Chris	9	2	4	6	.	.	.	.	.	1-0	.	.	
39	MCWILLIAMS, C.	8	1	5	6	.	.	.	.	.	.	.	.	
40	JONES, Avery	7	2	3	5	.	.	.	.	.	.	.	.	
8T	TURNER, John	7	2	2	4	.	.	.	.	.	.	.	.	
25	ANDERSON, D.	5	.	2	2	.	.	.	.	.	.	.	.	
44	MOBLEY, Chaton	8	1	1	2	.	.	.	.	.	.	.	.	
41	FELTON, Caleb	4	1	1	2	.	.	.	.	.	.	.	.	
87	CASEY, Gatlin	7	2	.	2	.	.	.	.	.	.	.	.	
46	FRANTZ, Dalton	5	.	1	1	.	.	.	.	.	.	.	.	
24	DOBSON, Zack	4	1	.	1	.	.	.	.	.	.	.	.	
73	BREWER, C.	9	1	.	1	.	.	.	.	.	.	.	.	
69	SARGENT, Daniel	8	1	.	1	.	.	.	.	.	.	.	.	
1	WEST, Terelle	9	1	.	1	.	.	.	.	.	.	.	.	
99	BONADIES, Matt	8	1	.	1	.	.	.	.	.	.	.	.	
TM	TEAM	3	1	.	1	.	.	.	.	.	.	.	.	
Total		9	366	300	666	60-227	23-153	10-280	38	31	6-4	7	1	
Opponents		9	368	228	596	55-216	23-146	6-59	25	20	6-10	7	2	

## 2018 Game-by-Game Statistics (Overall: 6-3, C-USA: 5-1 Home: 4-0, Road: 2-3, Neutral: 0-0)

### GAME-BY-GAME PASSING

#12 STOCKSTILL, B.	Att	Comp	Int	Pct	Yards	TD	Long	Sack	Yds	Effic
Vanderbilt	36	24	1	66.7	178	1	28	6	30	111.8
UTM	34	25	0	73.5	407	5	66	3	20	222.6
Georgia	29	19	1	65.5	138	1	41	0	0	110.0
FAU	40	27	1	67.5	259	1	49	1	5	125.1
MARSHALL	40	25	0	62.5	317	2	39	5	37	145.6
FIU	7	6	0	85.7	28	0	11	0	0	119.3
Charlotte	20	14	1	70.0	111	3	29	3	22	156.1
Old Dominion	32	25	1	78.1	280	2	70	1	8	166.0
WKU	42	24	0	57.1	228	2	43	2	10	118.5
<b>TOTALS</b>	<b>280</b>	<b>189</b>	<b>5</b>	<b>67.5</b>	<b>1946</b>	<b>17</b>	<b>70</b>	<b>21</b>	<b>132</b>	<b>142.3</b>

#4A O'HARA, Asher	Att	Comp	Int	Pct	Yards	TD	Long	Sack	Yds	Effic
FIU	20	9	1	45.0	114	0	28	1	5	82.9
<b>TOTALS</b>	<b>20</b>	<b>9</b>	<b>1</b>	<b>45.0</b>	<b>114</b>	<b>0</b>	<b>28</b>	<b>2</b>	<b>14</b>	<b>82.9</b>

### GAME-BY-GAME RUSHING

PLAYER	No-Yds/TD	VU	UTM	UGA	FAU	MU	FIU	CHA	ODU	WKU	UTEP	UK	UAB
MOBLEY, Chaton RB	56-326/3	6-24/0	12-55/2	2-9/0	DNP	-	-	2-4/0	9-36/1	25-198/0			
WEST, Terelle RB	51-247/1	3-23/0	4-7/0	17-74/0	-	2-6/0	1-4/0	5-9/0	13-120/1	6-4/0			
THOMAS, Tavares RB	62-189/4	8-32/0	DNP	DNP	12-30/1	15-42/1	10-26/2	10-36/0	6-24/0	1--1/0			
STOCKSTILL, B. QB	84-147/2	14-10/0	11--10/0	5-19/0	14-56/0	13-31/1	3-39/0	10-3/0	6--7/1	8-6/0			
ANDERSON, Brad RB	23-122/1	1-0/0	-	3-16/0	10-51/1	5-24/0	4-31/0	DNP	DNP	DNP			
O'HARA, Asher QB	23-85/1	DNP	2-0/0	DNP	DNP	DNP	21-85/1	DNP	DNP	DNP			
DOBSON, Zack WR	5-84/0	DNP	-	-	DNP	DNP	DNP	DNP	2-35/0	3-49/0			
BOARD, Landon RB	7-30/0	DNP	DNP	7-30/0	DNP	DNP	DNP	-	DNP	DNP			
GORDON, Maurice RB	7-26/0	4-27/0	DNP	DNP	DNP	DNP	-	1--1/0	2-0/0	-			
LEE, Ty WR	2-20/0	-	1-23/0	-	-	-	-	1--3/0	-	-			
TURNER, John QB	4-12/0	DNP	1-2/0	3-10/0	-	-	-	-	-	DNP			
BRUCE, Jocquez WR	1-2/0	DNP	DNP	DNP	DNP	-	1-2/0	DNP	-	DNP			
CUNNINGHAM, C. QB	1-0/0	DNP	DNP	1-0/0	DNP	DNP	DNP	DNP	-	DNP			
TEAM	5--25/0	-	DNP	DNP	DNP	DNP	DNP	3--15/0	DNP	2--10/0			

### GAME-BY-GAME RECEIVING

PLAYER	No-Yds/TD	VU	UTM	UGA	FAU	MU	FIU	CHA	ODU	WKU	UTEP	UK	UAB
LEE, Ty WR	41-463/4	5-25/0	4-24/0	1-1/0	6-62/0	4-67/0	5-74/0	6-60/2	5-69/1	5-81/1			
SMITH, Patrick WR	40-402/5	1--3/0	5-87/3	9-77/1	5-89/0	4-26/1	3-19/0	1-3/0	4-44/0	8-60/0			
ANDERSON, Brad RB	27-332/0	5-37/0	6-141/0	6-45/0	5-53/0	4-45/0	1-11/0	DNP	DNP	DNP			
CASEY, Gatlin WR	17-214/2	DNP	DNP	1-4/0	1-6/0	6-54/0	2-16/0	2-30/1	4-90/1	1-14/0			
SALTER, Tavonn WR	15-172/0	1-28/0	DNP	DNP	5-34/0	2-39/0	-	-	5-32/0	2-39/0			
WINDHAM, CJ WR	6-111/3	2-19/1	3-86/2	1-6/0	DNP	DNP	DNP	DNP	DNP	DNP			
THOMAS, Tavares RB	17-88/2	4-42/0	DNP	DNP	4-7/1	2-37/1	2-0/0	3-10/0	-	2--8/0			
WEST, Terelle RB	11-56/0	1-6/0	1-4/0	1-5/0	-	-	-	1-2/0	5-30/0	2-9/0			
BRUCE, Jocquez WR	3-52/0	DNP	DNP	DNP	DNP	2-47/0	1-5/0	DNP	-	DNP			
SHIFLETT, Luke WR	5-38/0	1-4/0	1-6/0	-	1-8/0	-	1-17/0	-	1-3/0	-			
MOBLEY, Chaton RB	8-37/0	3-13/0	3-15/0	-	DNP	-	-	1-6/0	-	1-3/0			
GARNETT, Ruben WR	2-35/0	1-7/0	1-28/0	-	DNP	DNP	DNP	DNP	DNP	DNP			
DOBSON, Zack WR	2-19/1	DNP	-	-	DNP	DNP	DNP	DNP	-	2-19/1			
MARSHALL, Jimmy WR	1-16/0	-	1-16/0	-	-	-	-	-	DNP	DNP			
COBB, Zeke WR	1-12/0	DNP	DNP	-	DNP	DNP	DNP	DNP	1-12/0	-			
UPTON, Isiah WR	1-11/0	-	-	-	-	-	-	-	-	1-11/0			
WATKINS, Ty OL	1-2/0	-	-	-	-	1-2/0	-	-	-	-			
STOCKSTILL, B. QB	1--8/0	-	-	1--8/0	-	-	-	-	-	-			

## 2018 Tackle Statistics (Overall: 6-3, C-USA: 5-1 Home: 4-0, Road: 2-3, Neutral: 0-0)

### GAME-BY-GAME TACKLES

TOTAL TACKLES	UA-A	TOT	VU	UTM	UGA	FAU	MU	FIU	CHA	ODU	WKU	UTEP	UK	UAB
BLANKENSHIP, R. S	42-29	71	1-2	2-1	DNP	9-1	2-12	7-4	5-0	9-8	7-1			
HARRIS, Darius LB	34-29	63	6-2	5-1	4-2	5-5	2-10	4-1	3-3	1-4	4-1			
BROOKS, Khalil LB	34-16	50	4-1	7-0	3-2	6-1	4-7	1-2	4-2	2-1	3-0			
THOMAS, DQ LB	27-18	45	2-2	6-0	1-2	4-2	2-5	2-0	4-2	2-5	4-0			
BUSH, Wesley S	23-17	40	1-2	9-1	3-2	1-0	1-6	1-2	4-2	1-2	2-0			
RANDOLPH, D. CB	23-13	36	2-0	3-0	3-3	3-3	3-2	2-1	2-2	3-2	2-0			
MOFFATT, J. S	18-18	36	DNP	DNP	DNP	6-2	6-11	2-4	DNP	DNP	4-1			
PHILPOTS, Trae DL	12-15	27	2-0	1-0	0-4	2-2	3-4	2-2	1-2	1-1	-			
JONES, Jahmal DE	12-14	26	1-0	2-2	1-3	3-2	0-3	2-1	1-0	1-3	1-0			
HUDSON, Cordell CB	19-6	25	3-1	6-0	2-3	DNP	0-1	2-0	1-0	4-0	1-1			
COLLINS, R. DL	14-10	24	0-1	2-1	0-1	3-0	1-2	3-0	1-1	1-3	3-1			
MANCIEL, Malik DL	9-15	24	1-2	2-2	0-2	2-3	0-1	0-2	3-1	1-2	-			
SMITH, Cody LB	6-13	19	-	2-1	DNP	1-0	0-4	1-5	2-1	0-2	-			
STRIBLING, K. S	13-5	18	5-0	4-0	DNP	DNP	1-3	1-2	-	2-0	DNP			
GRATE, Gregory S	11-7	18	DNP	5-2	5-4	-	-	1-0	-	0-1	-			
JOHNSON, OJ CB	15-2	17	DNP	DNP	DNP	3-0	2-2	5-0	3-0	2-0	DNP			
RENDER, Tyshun DL	4-10	14	-	DNP	-	-	0-4	1-3	2-2	0-1	1-0			
LIGGINS, D. DL	2-10	12	1-2	-	0-1	0-1	0-2	0-2	0-1	0-1	1-0			
GLADNEY, K. S	6-4	10	-	2-1	-	-	DNP	DNP	-	3-3	1-0			
POYDRAS, R. DL	4-6	10	0-3	-	0-1	0-1	-	1-0	1-0	0-1	2-0			
PATTERSON, D. S	4-5	9	DNP	DNP	4-2	DNP	DNP	-	0-2	0-1	DNP			
FERGUSON, J. DL	4-4	8	1-0	-	0-1	DNP	DNP	-	3-1	0-2	-			
PARKS, Wayne LB	2-5	7	-	-	0-1	-	0-3	-	DNP	1-1	1-0			
STARLING, J. DE	3-4	7	DNP	DNP	DNP	DNP	DNP	DNP	0-1	1-2	2-1			
BROWN, Justin CB	6-1	7	-	-	-	4-1	1-0	DNP	1-0	DNP	DNP			
MELTON, Chris LB	2-5	7	1-4	1-1	-	DNP	DNP	DNP	DNP	DNP	DNP			
STAMPS, Chris CB	2-4	6	2-0	0-2	-	-	-	0-1	-	0-1	-			
MCWILLIAMS, C. LB	1-5	6	DNP	-	0-1	-	1-1	-	0-1	0-2	-			
JONES, Avery LB	2-3	5	DNP	DNP	0-1	-	0-1	1-1	-	-	1-0			
TURNER, John	2-2	4	DNP	-	-	1-0	1-2	-	-	-	DNP			
FELTON, Caleb LB	1-1	2	-	0-1	1-0	-	DNP	DNP	DNP	DNP	DNP			
CASEY, Gatlin	2-0	2	DNP	DNP	-	1-0	-	-	1-0	-	-			
ANDERSON, D. CB	0-2	2	DNP	DNP	DNP	-	0-1	0-1	-	DNP	-			
MOBLEY, Chaton	1-1	2	-	-	-	DNP	-	-	-	0-1	1-0			
BREWER, C.	1-0	1	-	-	1-0	-	-	-	-	-	-			
SARGENT, Daniel	1-0	1	-	-	-	-	-	-	1-0	DNP	-			
WEST, Terelle	1-0	1	-	-	1-0	-	-	-	-	-	-			
DOBSON, Zack	1-0	1	DNP	1-0	-	DNP	DNP	DNP	DNP	-	-			
TEAM	1-0	1	-	-	-	-	-	-	1-0	-	-			
BONADIES, Matt	1-0	1	-	1-0	-	-	-	DNP	-	-	-			
FRANTZ, Dalton	0-1	1	-	-	-	-	0-1	DNP	DNP	DNP	DNP			

### GAME-BY-GAME TACKLES FOR LOSS

TOTAL TACKLES	UA-A	TOT	VU	UTM	UGA	FAU	MU	FIU	CHA	ODU	WKU	UTEP	UK	UAB
BROOKS, KHALIL LB	10-2	11.0	1.0-1	1.0-2	-	1.0-1	2.5-15	-	2.5-4	2.0-6	1.0-3			
THOMAS, DQ LB	7-2	8.0	-	3.0-19	-	-	1.5-2	2.0-15	1.0-5	0.5-1	-			
HARRIS, DARIUS LB	5-5	7.5	1.0-13	1.0-8	1.0-1	0.5-1	2.5-9	-	1.0-7	0.5-1	-			
BLANKENSHIP, R. S	5-2	6.0	-	-	DNP	1.5-2	0.5-1	-	-	3.0-7	1.0-1			
PHILPOTS, TRAE DL	4-2	5.0	1.0-1	-	0.5-1	-	1.5-10	1.0-7	1.0-6	-	-			
JONES, JAHMAL DE	4-1	4.5	1.0-1	-	1.0-7	-	0.5-1	1.0-7	-	-	1.0-5			
RENDER, TYSHUN DL	3-1	3.5	-	DNP	-	-	0.5-1	1.0-1	1.0-7	-	1.0-7			
MANCIEL, MALIK DL	2-0	2.0	-	-	-	-	-	-	2.0-2	-	-			
BUSH, WESLEY S	1-2	2.0	0.5-0	1.0-5	0.5-2	-	-	-	-	-	-			
COLLINS, R. DL	1-2	2.0	-	-	0.5-1	-	-	-	-	1.5-3	-			
FERGUSON, J. DL	1-1	1.5	-	-	0.5-2	DNP	DNP	-	1.0-3	-	-			
POYDRAS, R. DL	0-3	1.5	-	-	0.5-1	0.5-2	-	-	-	0.5-1	-			
JOHNSON, OJ CB	1-0	1.0	DNP	DNP	DNP	-	-	1.0-2	-	-	DNP			
STRIBLING, K. S	1-0	1.0	-	1.0-7	DNP	DNP	-	-	-	-	DNP			
GRATE, GREGORY S	1-0	1.0	DNP	1.0-5	-	-	-	-	-	-	-			
STARLING, J. DE	1-0	1.0	DNP	DNP	DNP	DNP	DNP	DNP	-	1.0-3	-			
RANDOLPH, D. CB	0-1	0.5	-	-	0.5-0	-	-	-	-	-	-			
MELTON, CHRIS LB	0-1	0.5	0.5-1	-	-	DNP	DNP	DNP	DNP	DNP	DNP			
LIGGINS, D. DL	0-1	0.5	-	-	-	-	-	-	-	0.5-0	-			

### GAME-BY-GAME SACKS

TOTAL TACKLES	UA-A	TOT	VU	UTM	UGA	FAU	MU	FIU	CHA	ODU	WKU	UTEP	UK	UAB
THOMAS, DQ LB	5-0	5.0	-	2.0-17	-	-	2.0-15	1.0-5	-	-	-			
HARRIS, Darius LB	4-0	4.0	1.0-13	1.0-8	-	-	1.0-7	-	1.0-7	-	-			
BROOKS, Khalil LB	3-0	3.0	-	-	-	-	2.0-14	-	-	1.0-5	-			
PHILPOTS, Trae DL	2-0	2.0	-	-	-	-	1.0-10	-	1.0-6	-	-			
RENDER, Tyshun DL	2-0	2.0	-	DNP	-	-	-	-	1.0-7	-	1.0-7			
JONES, Jahmal DE	2-0	2.0	-	-	1.0-7	-	-	-	-	-	1.0-5			
BLANKENSHIP, R. S	1-0	1.0	-	-	DNP	-	-	-	-	1.0-3	-			
MANCIEL, Malik DL	1-0	1.0	-	-	-	-	-	-	1.0-1	-	-			
GRATE, Gregory S	1-0	1.0	DNP	1.0-5	-	-	-	-	-	-	-			
STRIBLING, K. S	1-0	1.0	-	1.0-7	DNP	DNP	-	-	-	-	DNP			
FERGUSON, J. DL	0-1	0.5	-	-	0.5-2	DNP	DNP	-	-	-	-			
BUSH, Wesley S	0-1	0.5	-	-	0.5-2	-	-	-	-	-	-			

# 2018 Statistics (Overall: 6-3, C-USA: 5-1 Home: 4-0, Road: 2-3, Neutral: 0-0)

## GAME-BY-GAME SUMMARIES

GAME	FINAL SCORE	BY QUARTERS					FIRST DOWNS				RUSHING			PASSING			TOT. OFF.		PUNTING		FUMBLES		PENALTY		THIRD		AVG. TOTAL	
		1	2	3	4	OT	RU	PA	PN	TOT	ATT	YDS	TD	C-A-I	YDS	TD	ATT	YDS	NO-AVG	NO-LOST	NO-YDS	NO-YDS	NO-YDS	NO-YDS	NO-YDS	NO-YDS	NO-YDS	F.POS
MT	7	7	0	0	0	10	8	3	21	36	116	0	24-37-1	178	1	73	294	4-42.8	2-1	6-40	8-16	M24	31:09					
Vandy	35	7	7	7	14	10	8	1	19	38	176	2	10-17-0	170	2	55	346	4-36.8	0-0	7-49	7-13	V26	28:51					
MT	61	14	12	21	14	5	14	1	20	31	77	2	25-34-0	407	5	65	484	5-47.0	1-1	6-68	7-13	M34	24:42					
UTM	37	7	10	7	13	9	14	4	27	39	102	1	35-55-2	358	4	94	460	8-37.6	0-0	3-29	12-22	U25	35:18					
MT	7	0	7	0	0	10	4	0	14	38	158	0	20-30-1	130	1	68	288	6-46.0	1-1	3-35	7-17	M27	31:50					
Georgia	49	14	28	7	0	11	10	2	23	35	261	2	17-21-0	223	4	56	484	3-46.0	1-0	7-54	7-11	G21	28:10					
MT	25	0	10	7	8	8	14	0	22	36	137	2	27-40-1	259	1	76	396	6-36.7	2-1	3-29	4-14	M32	26:59					
FAU	24	14	7	3	0	12	8	2	22	55	272	3	17-28-1	154	0	83	426	6-33.3	1-1	8-54	6-17	F28	33:01					
MT	34	3	7	14	10	8	13	4	25	35	103	2	25-40-0	317	2	75	420	4-45.0	1-1	11-127	4-12	M32	29:24					
Marshall	24	3	14	0	7	14	9	5	28	53	209	1	17-35-1	173	2	88	382	3-47.3	2-2	6-59	8-17	MU28	30:36					
MT	21	0	14	7	0	11	8	2	21	40	187	3	15-27-1	142	0	67	329	4-38.5	0-0	5-52	9-16	M27	25:33					
FIU	24	3	10	0	11	6	11	4	21	34	70	0	27-36-0	311	2	70	381	1-54.0	0-0	7-49	11-18	F22	34:27					
MT	21	0	14	0	7	3	6	0	9	32	33	0	14-20-1	111	3	52	144	9-43.4	3-1	2-20	3-13	M42	22:55					
Charlotte	13	6	0	0	7	10	8	1	19	39	150	1	20-40-2	209	1	79	359	6-37.3	1-0	5-40	8-19	C23	37:05					
MT	51	17	14	14	6	9	12	5	26	38	208	3	25-33-1	280	2	71	488	1-34.0	0-0	5-38	7-14	M28	33:39					
ODU	17	7	3	7	0	9	11	1	21	35	187	0	26-35-3	333	2	70	520	1-43.0	2-2	9-101	6-12	O29	26:21					
MT	29	10	10	3	6	13	12	2	27	45	246	0	24-42-0	228	2	87	474	7-36.7	0-0	3-34	5-17	M27	36:41					
WKU	10	3	0	7	0	6	10	1	17	25	109	0	16-47-1	270	1	72	379	7-48.6	1-1	7-80	4-16	W24	23:19					

## GAME-BY-GAME OFFENSIVE STARTERS

OPPONENT	QB	TB	WR	WR	WR	WR	LT	LG	C	RG	RT
Vanderbilt	Stockstill	Thomas	Lee	Windham	Smith	Watkins (TE)	Johnson	Behanan	Fannin	Brewer	Lockett
UT-Martin	Stockstill	Mobley	Frantz (TE)	Windham	Smith	Watkins (TE)	Johnson	Behanan	Fannin	Brewer	Lockett
Georgia	Stockstill	Mobley	Lee	Windham	Smith	Anderson	Johnson	Behanan	Fannin	Brewer	Lockett
FAU	Stockstill	Anderson	Lee	Casey	Smith	Salter	Johnson	Behanan	Fannin	Brewer	Lockett
Marshall	Stockstill	Anderson	Lee	Casey	Smith	Salter	Johnson	Behanan	Fannin	Brewer	Lockett
FIU	Stockstill	Anderson	Lee	Casey	Smith	Salter	Johnson	Behanan	Fannin	Brewer	Lockett
Charlotte	Stockstill	Thomas	Lee	Casey	Smith	Salter	Johnson	Behanan	Fannin	Brewer	Lockett
ODU	Stockstill	West	Lee	Casey	Smith	Salter	Johnson	Behanan	Fannin	Brewer	Lockett
WKU	Stockstill	West	Lee	Casey	Smith	Salter	Johnson	Behanan	Fannin	Brewer	Lockett

## GAME-BY-GAME DEFENSIVE STARTERS

OPPONENT	LE	T	T	RE	SAM	MIKE	WILL	LC	SS	FS	RC
Vanderbilt	Render	Collins	Manciel	Jones	Melton	Harris	Brooks	Randolph	Stribling	Blankenship	Hudson
UT-Martin	Manciel	Collins	Bush (S)	Jones	Melton	Harris	Brooks	Randolph	Stribling	Blankenship	Hudson
Georgia	Philpots	Collins	Manciel	Jones	Thomas	Harris	Brooks	Randolph	Bush	Grate	Hudson
FAU	Philpots	Manciel	Bush (S)	Jones	Thomas	Harris	Brooks	Randolph	Moffatt	Blankenship	Johnson
Marshall	Philpots	Manciel	Bush (S)	Jones	Thomas	Harris	Brooks	Randolph	Moffatt	Blankenship	Johnson
FIU	Philpots	Manciel	Collins	Jones	Thomas	Harris	Brooks	Randolph	Moffatt	Blankenship	Johnson
Charlotte	Philpots	Manciel	Collins	Jones	Thomas	Harris	Brooks	Johnson	Bush	Blankenship	Randolph
ODU	Philpots	Manciel	Collins	Jones	Thomas	Harris	Brooks	Johnson	Bush	Blankenship	Randolph
WKU	Philpots	Manciel	Collins	Jones	Thomas	Harris	Brooks	Randolph	Moffatt	Blankenship	Hudson

**Conference Champions: 1935, 1936, 1956, 1957, 1958, 1959, 1964, 1965, 1985, 1989, 1990, 1992, 2001, 2006**

**SCORING DRIVES - MIDDLE TENNESSEE**

OPPONENT	NO OF PLAYS	TOTAL YARDS	DRIVE TIME	SCORE TYPE	SCORE TIME/QTR	DRIVE START	SCORING PLAY
Vanderbilt	15	93	6:58	TD	1:59/1st	M7	Windham 4 rec
UT-Martin	5	75	1:34	TD	12:10/1st	M25	Windham 56 rec
UT-Martin	6	46	2:02	TD	8:40/1st	U46	Windham 10 rec
UT-Martin	3	28	:37	TD	9:46/2nd	U28	Mobley 1 run
UT-Martin	7	75	2:03	TD	:32/2nd	U25	Smith 5 rec
UT-Martin	5	80	2:00	TD	7:32/3rd	M20	Mobley 7 run
UT-Martin				TD	6:06/3rd		Parks 35 PR
UT-Martin	7	65	2:26	TD	2:13/3rd	M35	Smith 33 rec
UT-Martin	8	75	3:04	TD	6:28/4th	M25	Smith 26 rec
UT-Martin				TD	3:27/4th		Grate 97 INT Ret
Georgia	8	75	2:58	TD	4:21/2nd	M25	Smith 41 rec
FAU	12	60	5:03	FG	5:00/2nd	M25	Holt 33 FG
FAU	5	65	:49	TD	1:23/2nd	M35	Thomas 1 rec
FAU	3	40	1:09	TD	1:02/3rd	F40	Anderson 29 run
FAU	9	43	3:07	TD	:38/4th	F43	Thomas 1 run
Marshall	15	59	5:18	FG	9:42/1st	M25	Holt 34 FG
Marshall	5	67	:54	TD	1:09/2nd	M33	Stockstill 5 run
Marshall	12	74	3:21	TD	8:20/3rd	M26	Smith 2 rec
Marshall	11	80	4:34	TD	2:00/3rd	M20	Thomas 8 run
Marshall	6	54	2:42	TD	11:35/4th	M46	Thomas 18 rec
Marshall	6	26	2:58	FG	6:27/4th	MU27	Holt 18 FG
FIU	22	92	8:52	TD	9:06/2nd	M8	Thomas 7 run
FIU	8	75	1:57	TD	:36/2nd	M25	O'Hara 11 run
FIU	4	45	1:40	TD	8:09/3rd	F45	Thomas 2 run
Charlotte	7	69	3:04	TD	6:23/2nd	M31	Lee 29 rec
Charlotte	5	15	1:42	TD	4:24/2nd	C15	Lee 5 rec
Charlotte	2	22	:58	TD	9:29/4th	C22	Casey 25 rec
ODU	16	61	6:45	FG	8:15/1st	M25	Holt 32 FG
ODU	1	71	:12	TD	6:02/1st	M29	West 71 run
ODU	3	23	:54	TD	1:20/1st	O23	Mobley 1 run
ODU	8	75	3:31	TD	3:18/2nd	M25	Stockstill 1 run
ODU				TD	0:00/2nd		Blankenship 100 IR
ODU	2	84	:52	TD	10:04/3rd	M16	Casey 70 rec
ODU	5	54	1:53	TD	6:06/3rd	M46	Lee 39 rec
ODU				TD	1:21/4th		Bush 37 IR
WKU	6	75	1:24	TD	13:36/1st	M25	Lee 43 rec
WKU	5	55	2:01	FG	1:26/1st	M20	Holt 42 FG
WKU	14	83	5:36	TD	6:13/2nd	M17	Dobson 5 rec
WKU	5	63	:53	FG	:05/2nd	M15	Holt 39 FG
WKU	12	72	4:42	FG	6:53/3rd	M22	Holt 23 FG
WKU	8	64	2:50	FG	13:44/4th	M25	Holt 28 FG
WKU	8	23	3:44	FG	1:51/4th	W36	Holt 30 FG

**SCORING DRIVES - OPPONENTS**

OPPONENT	NO OF PLAYS	TOTAL YARDS	DRIVE TIME	SCORE TYPE	SCORE TIME/QTR	DRIVE START	SCORING PLAY
Vanderbilt	5	58	2:39	TD	12:21/1st	V42	Blasingame 30 run
Vanderbilt				TD	14:01/2nd		Odeyingbo FR
Vanderbilt	7	92	4:25	TD	7:26/3rd	V8	Pearce 17 rec
Vanderbilt	12	80	4:56	TD	12:47/4th	V20	Lipscomb 28 rec
Vanderbilt	12	80	7:04	TD	1:28/4th	V20	Wakefield 14 run
UT-Martin	6	75	1:16	TD	13:44/1st	U25	Howard 16 rec
UT-Martin	7	70	2:02	TD	13:07/2nd	U30	Williams 11 rec
UT-Martin	11	35	3:37	FG	2:35/2nd	M27	Courtright 44 FG
UT-Martin	4	65	1:27	TD	4:39/3rd	U35	Galloway 51 rec
UT-Martin	14	71	5:33	TD	11:40/4th	U29	Williams 8 rec
UT-Martin	5	59	2:08	TD	9:32/4th	U41	Bowe 37 run
Georgia	7	87	3:36	TD	11:24/1st	G13	Hardman 5 rec
Georgia	5	49	2:00	TD	4:02/1st	M49	Holloman 11 rec
Georgia	6	94	2:40	TD	14:51/2nd	G6	Simmons 56 run
Georgia				TD	7:19/2nd		Hardman 70 PR
Georgia	4	74	2:01	TD	2:14/2nd	G26	Ridley 12 rec
Georgia	5	59	:54	TD	:23/2nd	G41	Fields 15 run
Georgia	10	90	4:36	TD	6:33/3rd	G10	Stanley 9 rec
FAU	15	78	4:55	TD	10:05/1st	F22	Singletary 1 run
FAU	10	95	3:37	TD	1:21/1st	F5	Singletary 10 run
FAU	7	74	2:48	TD	2:12/2nd	F26	Robison 45 run
FAU	4	1	1:48	FG	9:00/3rd	M27	Rivas 44 FG
Marshall	10	42	4:14	FG	2:14/1st	MU42	Rohrwasser 33 FG
Marshall	10	87	2:42	TD	13:25/2nd	MU13	Anderson 1 run
Marshall	8	66	:52	TD	:17/2nd	MU34	Levias 11 rec
Marshall	12	67	3:46	TD	2:37/4th	MU33	Obialo 10 rec
FIU	9	32	4:02	FG	10:58/1st	F41	Borregales 44 FG
FIU	13	77	6:33	TD	2:33/2nd	F23	Thornton 26 rec
FIU	5	35	:36	FG	:00/2nd	F29	Borregales 53 FG
FIU	12	42	6:03	FG	10:43/4th	F30	Borregales 45 FG
FIU	10	84	4:07	TD	3:55/4th	F16	Worton 23 rec
Charlotte	3	64	1:31	TD	12:58/1st	C36	LeMay 57 run
Charlotte	7	87	2:04	TD	1:27/4th	C13	Quattlebaum 23 rec
ODU	2	63	:46	TD	:34/1st	O37	Fulgham 62 rec
ODU	10	62	3:35	FG	6:49/2nd	O31	Rice 24 FG
ODU	4	72	1:40	TD	4:20/3rd	O28	Duhart 5 rec
WKU	7	66	1:56	FG	7:47/1st	W11	Rinella 40 FG
WKU	7	94	2:20	TD	1:34/3rd	W6	Jackson 46 rec

**Conference Champions: 1956, 1957, 1958, 1959, 1964, 1965, 1985, 1989, 1990, 1992, 2001, 2006**

**GAME-OPENING DRIVES**

OPPONENT	Middle Tennessee			Opponents		
	Pts.	1st Dns	Yds	Pts	1st Dns	Yds
Vanderbilt	0	1	23	7	2	58
UT-Martin	7	2	75	7	3	75
Georgia	0	0	9	7	3	87
FAU	0	0	8	7	6	78
Marshall	3	4	59	0	0	-3
FIU	0	1	33	3	2	32
Charlotte	0	0	0	6	1	64
ODU	3	5	61	0	0	6
WKU	7	3	75	0	3	47
UTEP						
UK						
UAB						

**SECOND HALF-OPENING DRIVES**

OPPONENT	Middle Tennessee			Opponents		
	Pts.	1st Dns	Yds	Pts	1st Dns	Yds
Vanderbilt	0	2	26	7	2	92
UT-Martin	0	0	-5	0	2	14
Georgia	0	2	25	7	4	90
FAU	0	0	1	0	0	0
Marshall	7	5	74	0	1	36
FIU	0	2	18	0	0	5
Charlotte	0	0	8	0	4	55
ODU	7	2	84	0	3	59
WKU	3	3	72	0	3	70
UTEP						
UK						
UAB						

**DRIVES SUPERLATIVES**

	Middle Tennessee	Opponent
Most Plays/Result	22/TD vs FIU	15/TD by FAU
Most Yards/Result	93/TD vs Vanderbilt	95/TD by FAU
Most Time/Result	8:52/TD vs FIU	7:10/Downs by Charlotte

**THIRD DOWN CONVERSIONS**

Date	Opponent	Score	Overall	1st Qtr	2nd Qtr	3rd Qtr	4th Qtr	OT Qtr
Sept. 1	at Vanderbilt	L 7-35	8-16 50.0%	3-4 75.0%	1-5 20.0%	2-4 50.0%	2-3 66.7%	
Sep 8	UTM	W 61-37	7-13 53.8%	3-5 60.0%	1-3 33.3%	2-3 66.7%	1-2 50.0%	
Sep 15	at Georgia	L 7-49	7-17 41.2%	0-3 0.0%	3-5 60.0%	2-5 40.0%	2-4 50.0%	
Sep 28	FAU	W 25-24	4-14 28.6%	0-2 0.0%	3-5 60.0%	1-3 33.3%	0-4 0.0%	
Oct 5	at Marshall	W 34-24	4-12 33.3%	1-4 25.0%	1-3 33.3%	1-2 50.0%	1-3 33.3%	
Oct 13	at FIU	L 21-24	9-16 56.2%	2-3 66.7%	4-5 80.0%	1-3 33.3%	2-5 40.0%	
Oct 20	Charlotte	W 21-13	3-13 23.1%	1-4 25.0%	2-3 66.7%	0-2 0.0%	0-4 0.0%	
Oct 27	at Old Dominion	W 51-17	7-14 50.0%	0-3 0.0%	3-5 60.0%	3-3 100.0%	1-3 33.3%	
Nov 2	WKU	W 29-10	5-17 29.4%	1-5 20.0%	3-5 60.0%	0-2 0.0%	1-5 20.0%	
	<b>Middle Tennessee</b>		<b>54-132 40.9%</b>	<b>11-33 33.3%</b>	<b>21-39 53.8%</b>	<b>12-27 44.4%</b>	<b>10-33 30.3%</b>	<b>0-0 0.0%</b>
	<b>Opponents</b>		<b>69-145 47.6%</b>	<b>16-35 45.7%</b>	<b>16-36 44.4%</b>	<b>17-33 51.5%</b>	<b>20-41 48.8%</b>	<b>0-0 0.0%</b>

**RED ZONE**

Opponent	Score	Times In RZ	Times Scored	Total Pts	Rush TDs	Pass TDs	FGs Made	FGA	Failed to Score Inside RZ					
									Downs	Int	Fumb	Half	Game	
Sept. 1	at Vanderbilt	L7-35	2	1	7	1	0	1	0	0	1	0	0	0
Sep 8	UTM	W61-37	5	4	26	4	2	2	0	0	0	1	0	0
Sep 15	at Georgia	L7-49	0	0	0	0	0	0	0	0	0	0	0	0
Sep 28	FAU	W25-24	3	3	18	2	1	1	1	0	0	0	0	0
Oct 5	at Marshall	W34-24	6	6	34	4	2	2	2	0	0	0	0	0
Oct 13	at FIU	L21-24	4	3	21	3	3	0	0	0	1	0	0	0
Oct 20	Charlotte	W21-13	2	1	7	1	0	1	0	0	1	0	0	0
Oct 27	at ODU	W51-17	4	3	17	2	2	0	1	0	1	0	0	0
Nov 2	WKU	W29-10	5	5	19	1	0	1	4	0	0	0	0	0
<b>Totals</b>			<b>31</b>	<b>26</b>	<b>149</b>	<b>18</b>	<b>10</b>	<b>8</b>	<b>8</b>	<b>0</b>	<b>4</b>	<b>1</b>	<b>0</b>	<b>0</b>
<b>26 of 31 (83.9%)</b>														

**Conference Champions: 1935, 1936, 1956, 1957, 1958, 1959, 1964, 1965, 1985, 1989, 1990, 1992, 2001, 2006**

**MIDDLE TENNESSEE LONG PLAYS (20 or more yds)**

Yards	Type	Player(s)	Opponent
*100	INT	BLANKENSHIP, R.	Old Dominion
*97	INT	GRATE, Gregory	UTM
*71	Rush	WEST, Terelle	Old Dominion
*70	Pass	CASEY, Gatlin from STOCKSTILL, B.	Old Dominion
66	Pass	ANDERSON, Brad from STOCKSTILL, B.	UTM
60	Rush	MOBLEY, Chaton	WKU
*56	Pass	WINDHAM, CJ from STOCKSTILL, B.	UTM
49	Pass	SMITH, Patrick from STOCKSTILL, B.	FAU
*43	Pass	LEE, Ty from STOCKSTILL, B.	WKU
*41	Pass	SMITH, Patrick from STOCKSTILL, B.	Georgia
39	Pass	BRUCE, Jocquez from STOCKSTILL, B.	MARSHALL
39	Pass	ANDERSON, Brad from STOCKSTILL, B.	UTM
*39	Pass	LEE, Ty from STOCKSTILL, B.	Old Dominion
*37	INT	BUSH, Wesley	Old Dominion
*35	PR	PARKS, Wayne	UTM
*33	Pass	SMITH, Patrick from STOCKSTILL, B.	UTM
*29	Pass	LEE, Ty from STOCKSTILL, B.	Charlotte
*29	Rush	ANDERSON, Brad	FAU
29	KR	LEE, Ty	FAU
28	INT	BUSH, Wesley	Charlotte
28	Pass	LEE, Ty from O'HARA, Asher	FIU
28	Pass	GARNETT, Ruben from STOCKSTILL, B.	UTM
28	Pass	SALTER, Tavonn from STOCKSTILL, B.	Vanderbilt
27	KR	LEE, Ty	MARSHALL
27	PR	BLANKENSHIP, R.	UTM
*26	Pass	SMITH, Patrick from STOCKSTILL, B.	UTM
26	Rush	DOBSON, Zack	Old Dominion
25	Pass	CASEY, Gatlin from STOCKSTILL, B.	MARSHALL
25	PR	LEE, Ty	FIU
25	Rush	DOBSON, Zack	WKU
24	Pass	CASEY, Gatlin from STOCKSTILL, B.	Charlotte
24	Pass	SMITH, Patrick from STOCKSTILL, B.	Old Dominion
24	Rush	STOCKSTILL, B.	FIU
24	Pass	SALTER, Tavonn from STOCKSTILL, B.	WKU
23	Rush	LEE, Ty	UTM
23	Pass	LEE, Ty from O'HARA, Asher	FIU
22	Pass	LEE, Ty from STOCKSTILL, B.	MARSHALL
22	Pass	LEE, Ty from STOCKSTILL, B.	MARSHALL
22	Rush	MOBLEY, Chaton	UTM
22	Rush	GORDON, Maurice	Vanderbilt
21	Pass	SALTER, Tavonn from STOCKSTILL, B.	MARSHALL
20	Pass	SMITH, Patrick from STOCKSTILL, B.	WKU
20	Pass	WINDHAM, CJ from STOCKSTILL, B.	UTM
20	Pass	LEE, Ty from O'HARA, Asher	FIU

\* touchdown scored on play

GORDON, Maurice	1	0	1	0	0	0	0	0
STOCKSTILL, B.	1	0	1	0	0	0	0	0
BRUCE, Jocquez	1	0	0	1	0	0	0	0
GARNETT, Ruben	1	0	0	1	0	0	0	0
<b>TOTAL</b>	<b>44</b>	<b>14</b>	<b>9</b>	<b>26</b>	<b>2</b>	<b>3</b>	<b>4</b>	<b>0</b>

**LONGEST PLAYS OF THE YEAR**

**Rushing**

71 WEST, Terelle vs ODU (10/27/2018)

**Rushing Touchdown**

71 WEST, Terelle vs ODU (10/27/2018)

**Passing**

70 CASEY, Gatlin from STOCKSTILL, B. vs ODU (10/27/2018)

**Passing Touchdown**

56 WINDHAM, CJ from STOCKSTILL, B. vs UTM (9/8/2018)

**Punt Return**

35 PARKS, Wayne vs UTM (9/8/2018)

**Kick Return**

29 LEE, Ty vs FAU (9/28/2018)

**Interception Return**

100 BLANKENSHIP, Reed vs ODU (10/27/2018)

**Fumble Return**

None

**Punt**

68 BONADIES, Matt vs CHARLOTTE (10/20/2018)

**Field Goal**

42 HOLT, Crews vs WKU (11/2/2018)

**LONG PLAYS BY THE NUMBERS**

Long Plays By Yards	No.	TD
100+	1	1
90-99	1	1
80-89	0	0
70-79	2	2
60-69	2	0
50-59	1	1
40-49	3	2
30-39	6	4
20-29	28	3

Long Plays By Type	No.	TD
Rushing	9	2
Passing	26	8
Punt returns	3	1
Kick returns	2	0
Interceptions	4	3
Fumble returns	0	0
Other	0	0
<b>TOTAL</b>	<b>44</b>	<b>14</b>

**20-YARD PLUS BY PLAYER**

Player	No.	TD	R	P	KR	PR	IR	FR
LEE, Ty	12	3	1	8	2	1	0	0
SMITH, Patrick	6	3	0	6	0	0	0	0
CASEY, Gatlin	3	1	0	3	0	0	0	0
ANDERSON, Brad	3	1	1	2	0	0	0	0
SALTER, Tavonn	3	0	0	3	0	0	0	0
WINDHAM, CJ	2	1	0	2	0	0	0	0
BUSH, Wesley	2	1	0	0	0	0	2	0
BLANKENSHIP, R.	2	1	0	0	0	1	1	0
MOBLEY, Chaton	2	0	2	0	0	0	0	0
DOBSON, Zack	2	0	2	0	0	0	0	0
GRATE, Gregory	1	1	0	0	0	0	1	0
WEST, Terelle	1	1	1	0	0	0	0	0
PARKS, Wayne	1	1	0	0	0	1	0	0

**Conference Champions: 1956, 1957, 1958, 1959, 1964, 1965, 1985, 1989, 1990, 1992, 2001, 2006**

**MIDDLE TENNESSEE SUPERLATIVES (Individual Game Highs)**

**INDIVIDUAL GAME HIGHS**

Rushes	25	MOBLEY, Chaton vs WKU (Nov 2, 2018)
Yards Rushing	198	MOBLEY, Chaton vs WKU (Nov 2, 2018)
TD Rushes	2	MOBLEY, Chaton vs UTM (Sep 8, 2018)
		THOMAS, Tavares at FIU (Oct 13, 2018)
Long Rush	71	WEST, Terelle at Old Dominion (Oct 27, 2018)
Pass attempts	42	STOCKSTILL, B. vs WKU (Nov 2, 2018)
Pass completions	27	STOCKSTILL, B. vs FAU (Sep 29, 2018)
Yards Passing	407	STOCKSTILL, B. vs UTM (Sep 8, 2018)
TD Passes	5	STOCKSTILL, B. vs UTM (Sep 8, 2018)
Long Pass	70	STOCKSTILL, B. at Old Dominion (Oct 27, 2018)
Receptions	9	SMITH, Patrick at Georgia (Sep 15, 2018)
Yards Receiving	141	ANDERSON, Brad vs UTM (Sep 8, 2018)
TD Receptions	3	SMITH, Patrick vs UTM (Sep 8, 2018)
Long Reception	70	CASEY, Gatlin at Old Dominion (Oct 27, 2018)
Field Goals	5	HOLT, Crews vs WKU (Nov 2, 2018)
Long Field Goal	42	HOLT, Crews vs WKU (Nov 2, 2018)
Punts	7	BONADIES, Matt vs WKU (Nov 2, 2018)
Punting Avg	47.2	BONADIES, Matt vs Charlotte (Oct 20, 2018)
Long Punt	68	BONADIES, Matt vs Charlotte (Oct 20, 2018)
Punts inside 20	4	BONADIES, Matt at Georgia (Sep 15, 2018)
		BONADIES, Matt vs FAU (Sep 29, 2018)
Long Punt Return	35	PARKS, Wayne vs UTM (Sep 8, 2018)
Long Kickoff Return	29	LEE, Ty vs FAU (Sep 29, 2018)
Tackles	17	MOFFATT, J. at MARSHALL (Oct 05, 2018)
		BLANKENSHIP, R. at Old Dominion (Oct 27, 2018)
Sacks	2.0	THOMAS, DQ vs UTM (Sep 8, 2018)
		BROOKS, Khalil at MARSHALL (Oct 05, 2018)
		THOMAS, DQ at MARSHALL (Oct 05, 2018)
Tackles For Loss	3.0	THOMAS, DQ vs UTM (Sep 8, 2018)
		BLANKENSHIP, R. at Old Dominion (Oct 27, 2018)
Interceptions	1	GRATE, Gregory vs UTM (Sep 8, 2018)
		RANDOLPH, D. vs UTM (Sep 8, 2018)
		MOFFATT, J. vs FAU (Sep 29, 2018)
		BUSH, Wesley at MARSHALL (Oct 05, 2018)
		JOHNSON, OJ vs Charlotte (Oct 20, 2018)
		BUSH, Wesley vs Charlotte (Oct 20, 2018)
		BLANKENSHIP, R. at Old Dominion (Oct 27, 2018)
		HUDSON, Cordell at Old Dominion (Oct 27, 2018)
		BUSH, Wesley at Old Dominion (Oct 27, 2018)
		BLANKENSHIP, R. vs WKU (Nov 2, 2018)

**TEAM GAME HIGHS**

Rushes	45	vs WKU (Nov 2, 2018)
Yards Rushing	246	vs WKU (Nov 2, 2018)
Yards Per Rush	5.5	at Old Dominion (Oct 27, 2018)
TD Rushes	3	at FIU (Oct 13, 2018)
		at Old Dominion (Oct 27, 2018)
Pass attempts	42	vs WKU (Nov 2, 2018)
Pass completions	27	vs FAU (Sep 29, 2018)
Yards Passing	407	vs UTM (Sep 8, 2018)
Yards Per Pass	12.0	vs UTM (Sep 8, 2018)
TD Passes	5	vs UTM (Sep 8, 2018)
Total Plays	87	vs WKU (Nov 2, 2018)
Total Offense	488	at Old Dominion (Oct 27, 2018)
Yards Per Play	7.4	vs UTM (Sep 8, 2018)
Points	61	vs UTM (Sep 8, 2018)
Sacks By	6	at MARSHALL (Oct 05, 2018)
First Downs	27	vs WKU (Nov 2, 2018)
Penalties	11	at MARSHALL (Oct 05, 2018)
Penalty Yards	127	at MARSHALL (Oct 05, 2018)
Turnovers	2	at Vanderbilt (Sept. 1,2018)
		at Georgia (Sep 15, 2018)
		vs FAU (Sep 29, 2018)
		vs Charlotte (Oct 20, 2018)
Interceptions By	3	at Old Dominion (Oct 27, 2018)
Punts	9	vs Charlotte (Oct 20, 2018)
Punting Avg	47.0	vs UTM (Sep 8, 2018)
Long Punt	68	vs Charlotte (Oct 20, 2018)
Punts inside 20	6	vs Charlotte (Oct 20, 2018)
Long Punt Return	35	vs UTM (Sep 8, 2018)

**OPPONENT INDIVIDUAL GAME HIGHS**

Rushes	34	SINGLETERY, D. vs FAU (Sep 29, 2018)
Yards Rushing	165	KING, Tyler, at MARSHALL (Oct 05, 2018)
TD Rushes	2	SINGLETERY, D. vs FAU (Sep 29, 2018)
Long Rush	66	E. Holyfield, at Georgia (Sep 15, 2018)
Pass attempts	53	WINN, Dresser, vs UTM (Sep 8, 2018)
Pass completions	34	WINN, Dresser, vs UTM (Sep 8, 2018)
Yards Passing	355	WINN, Dresser, vs UTM (Sep 8, 2018)
TD Passes	4	WINN, Dresser, vs UTM (Sep 8, 2018)
Long Pass	65	Jake Fromm, at Georgia (Sep 15, 2018)
Receptions	10	WILLIAMS, Terry, vs UTM (Sep 8, 2018)
		FULGHAM, Travis, at Old Dominion (Oct 27, 2018)
Yards Receiving	215	FULGHAM, Travis, at Old Dominion (Oct 27, 2018)

TD Receptions	2	WILLIAMS, Terry, vs UTM (Sep 8, 2018)
Long Reception	65	J. Holloman, at Georgia (Sep 15, 2018)
Field Goals	3	BORREGALES, J., at FIU (Oct 13, 2018)
Long Field Goal	53	BORREGALES, J., at FIU (Oct 13, 2018)
Punts	8	COX, Zane, vs UTM (Sep 8, 2018)
Punting Avg	54.0	WILSON, Stone, at FIU (Oct 13, 2018)
Long Punt	60	LEFEVRE, Robert, at MARSHALL (Oct 05, 2018)
Punts inside 20	4	RINELLA, Alex, vs WKU (Nov 2, 2018)
Long Punt Return	70	Mecole Hardman, at Georgia (Sep 15, 2018)
Long Kickoff Return	40	LOGAN, Peyton, vs UTM (Sep 8, 2018)
Tackles	13	HOLT, Ben, vs WKU (Nov 2, 2018)
Sacks	2.0	Kenny Hebert, at Vanderbilt (Sept. 1,2018)
		TYLER, Ty, at MARSHALL (Oct 05, 2018)
Tackles For Loss	2.0	Louis Vecchio, at Vanderbilt (Sept. 1,2018)
		Jordan Griffin, at Vanderbilt (Sept. 1,2018)
		Kenny Hebert, at Vanderbilt (Sept. 1,2018)
		CRUTCHFIELD, Ju, vs UTM (Sep 8, 2018)
		SMITH, Rashad, vs FAU (Sep 29, 2018)
		TYLER, Ty, at MARSHALL (Oct 05, 2018)
		HODGE, Darius, at MARSHALL (Oct 05, 2018)
		FREEMAN, Edwin, at FIU (Oct 13, 2018)
		WARD, Tim, at Old Dominion (Oct 27, 2018)
		TOAL, Pat, at Old Dominion (Oct 27, 2018)
		JORDAN, Carson, vs WKU (Nov 2, 2018)
Interceptions	1	Frank Coppet, at Vanderbilt (Sept. 1,2018)
		Deandre Baker, at Georgia (Sep 15, 2018)
		SMITH, Rashad, vs FAU (Sep 29, 2018)
		CUSHION III, O., at FIU (Oct 13, 2018)
		GEMMELL, Jeff, vs Charlotte (Oct 20, 2018)
		BOYKIN, Lance, at Old Dominion (Oct 27, 2018)

**OPPONENT TEAM GAME HIGHS**

Rushes	55	vs FAU (Sep 29, 2018)
Yards Rushing	272	vs FAU (Sep 29, 2018)
Yards Per Rush	7.5	at Georgia (Sep 15, 2018)
TD Rushes	3	vs FAU (Sep 29, 2018)
Pass attempts	55	vs UTM (Sep 8, 2018)
Pass completions	35	vs UTM (Sep 8, 2018)
Yards Passing	358	vs UTM (Sep 8, 2018)
Yards Per Pass	10.6	at Georgia (Sep 15, 2018)
TD Passes	4	vs UTM (Sep 8, 2018)
		at Georgia (Sep 15, 2018)
Total Plays	94	vs UTM (Sep 8, 2018)
Total Offense	520	at Old Dominion (Oct 27, 2018)
Yards Per Play	8.6	at Georgia (Sep 15, 2018)
Points	49	at Georgia (Sep 15, 2018)
Sacks By	6	at Vanderbilt (Sept. 1,2018)
First Downs	28	at MARSHALL (Oct 05, 2018)
Penalties	9	at Old Dominion (Oct 27, 2018)
Penalty Yards	101	at Old Dominion (Oct 27, 2018)
Turnovers	5	at Old Dominion (Oct 27, 2018)
Interceptions By	1	at Vanderbilt (Sept. 1,2018)
		at Georgia (Sep 15, 2018)
		vs FAU (Sep 29, 2018)
		at FIU (Oct 13, 2018)
		vs Charlotte (Oct 20, 2018)
		at Old Dominion (Oct 27, 2018)
Punts	8	vs UTM (Sep 8, 2018)
Punting Avg	54.0	at FIU (Oct 13, 2018)
Long Punt	60	at MARSHALL (Oct 05, 2018)
Punts inside 20	4	vs WKU (Nov 2, 2018)
Long Punt Return	70	at Georgia (Sep 15, 2018)

## THE LAST TIME ...

### MIDDLE TENNESSEE

**SHUT OUT AN OPPONENT:** September 3, 2016, vs Alabama A&M. Score: 55-0  
**HAD AN OFFENSIVE DRIVE OF 90 OR MORE YARDS:** Oct. 13, 2018 vs FIU (92 yards, TD)  
**RUSHED FOR MORE THAN 300 YARDS:** November 25, 2017, vs ODU (320 yards)  
**RUSHED FOR MORE THAN 400 YARDS:** November 26, 2016, vs FAU (495 yards)  
**PASSED FOR MORE THAN 300 YARDS:** Oct. 5, 2018, vs Marshall (317 yards)  
**HAD MORE THAN 500 YARDS TOTAL OFFENSE:** November 25, 2017, vs ODU (586 yards)  
**HAD MORE THAN 600 YARDS TOTAL OFFENSE:** November 26, 2016, vs FAU (757 yards)  
**SCORED MORE THAN 50 POINTS:** Oct. 27, 2018, vs ODU (51 points)  
**SCORED ON ITS FIRST PLAY FROM SCRIMMAGE:** August 29, 2013 vs Western Carolina (Jordan Parker 65-yard run)  
**FAILED TO HAVE AT LEAST 150 YARDS OF TOTAL OFFENSE:** October 20, 2018 vs Charlotte (144 yards)  
**FAILED TO RUSH FOR MORE THAN 100 YARDS:** October 20, 2018 vs Charlotte (32 carries, 33 yards)  
**FAILED TO PASS FOR MORE THAN 100 YARDS:** November 29, 2014 vs UTEP (99 yards)  
**HELD AN OPPONENT TO LESS THAN 100 YARDS RUSHING:** November 17, 2017, vs WKU (53 yards)  
**HELD AN OPPONENT TO LESS THAN 100 YARDS PASSING:** November 4, 2017, vs UTEP (48 yards)  
**HELD AN OPPONENT TO LESS THAN 200 YARDS TOTAL OFFENSE:** November 4, 2017, vs UTEP (137 yards)  
**HELD AN OPPONENT TO LESS THAN 300 YARDS TOTAL OFFENSE:** September 23, 2017, vs BGSU (284 yards)  
**RETURNED A KICKOFF FOR A TOUCHDOWN:** November 1, 2012 vs WKU (Reggie Whatley - 96 yards)  
**RETURNED OPENING KICKOFF FOR A TOUCHDOWN:** October 6, 2006 vs Louisville (Damon Nickson - 88 yards)  
**RETURNED A PUNT FOR A TOUCHDOWN:** September 8, 2018 vs UT Martin (Wayne Parks - 35 yards)  
**RETURNED A BLOCKED PUNT FOR A TOUCHDOWN:** October 14, 2017 vs UAB (Kylan Stribling - 20 yards)  
**BLOCKED AN OPPONENT PUNT:** October 14, 2017 vs UAB (Ruben Garnett)  
**BLOCKED A FIELD GOAL:** November 2, 2018 vs WKU (Darryl Randolph)  
**RETURNED BLOCKED FIELD GOAL FOR A TOUCHDOWN:** September 5, 2015 vs Jackson State (Jamarcus Howard - 63 yards)  
**RETURNED A PASS INTERCEPTION FOR A TOUCHDOWN:** Oct. 27, 2018, vs Old Dominion (Reed Blankenship - 100 yards)  
**RETURNED A FUMBLE FOR A TOUCHDOWN:** December 16, 2017 vs ASU (DJ Sanders - 54 yards)  
**SCORED A SAFETY:** September 9, 2017, vs Syracuse  
**SCORED A 2-POINT CONVERSION:** September 29, 2018 vs FAU (Gatlin Casey pass from Brent Stockstill)  
**SCORED A TD ON OFFENSE, DEFENSE AND SPECIAL TEAMS:** August 30, 2014 vs Savannah State  
**SCORED ON GAMES FINAL PLAY FOR WIN:** October 24, 2013 vs Marshall (9-yard TD reception by Tavarres Jefferson 0:00 on clock) Final Score: MT 51, Marshall 49  
**PLAYER RUSHED FOR MORE THAN 100 YARDS:** November 2, 2018, WKU (Chaton Mobley - 198)  
**TWO PLAYERS RUSHED FOR MORE THAN 100 YARDS:** September 23, 2017, BGSU (Jocquez Bruce - 115; Brad Anderson - 104)  
**TWO PLAYERS RUSHED FOR MORE THAN 200 YARDS:** November 26, 2016, FAU (I'Tavius Mathers - 213; Richie James - 207)  
**PLAYER RUSHED FOR MORE THAN 200 YARDS:** November 26, 2016, FAU (I'Tavius Mathers - 213; Richie James - 207)  
**PLAYER HAD 100 OR MORE YARDS RECEIVING:** Sept. 1, 2018, vs UTM (Brad Anderson - 141 yards)  
**PLAYER HAD 100 YARDS RUSHING AND 100 YARDS RECEIVING:** November 26, 2016 vs FAU (Richie James - 207 rushing, 120 receiving)  
**PLAYER HAD 200 YARDS RUSHING AND 100 YARDS RECEIVING:** November 26, 2016 vs FAU (Richie James - 207 rushing, 120 receiving)  
**TWO PLAYERS HAD 100 OR MORE RECEIVING YARDS:** December 24, 2016, vs Hawaii (Richie James - 162 yards, Ty Lee - 100 yards)  
**HAD 300-YD PASSER, 100-YD RECEIVER, 100-YD RUSHER:** October 15, 2016 (Brent Stockstill 434 passing, Richie James 223 receiving, I'Tavius Mathers 143 rushing)  
**PLAYED AN OVERTIME GAME:** October 15, 2016 vs WKU (WKU 44, MT 43; 2 OT)

### OPPONENT

**MIDDLE TENNESSEE WAS SHUT OUT:** December 1, 2012 vs Arkansas State. Score: 45-0  
**RUSHED FOR MORE THAN 250 YARDS:** Sept. 29, 2018 by FAU (272 yards)  
**RUSHED FOR MORE THAN 400 YARDS:** December 3, 2011, by North Texas (464 yards)  
**PASSED FOR MORE THAN 300 YARDS:** Oct. 27, 2018, by ODU (333 yards)  
**PASSED FOR MORE THAN 400 YARDS:** November 17, 2017, by WKU (485 yards)  
**HAD MORE THAN 500 YARDS TOTAL OFFENSE:** October 27, 2018, by ODU (520 yards)  
**HAD MORE THAN 600 YARDS TOTAL OFFENSE:** October 22, 2016, by Missouri (629 yards)  
**HELD MT TO LESS THAN 100 YARDS OF TOTAL OFFENSE:** September 15, 2007 vs LSU (90 yards)  
**HELD MT TO LESS THAN 50 TOTAL RUSHING YARDS:** October 20, 2018 vs Charlotte, (33 yards)  
**HELD MT TO LESS THAN 100 TOTAL PASSING YARDS:** November 29, 2014 vs UTEP (99 yards)  
**SCORED 50 POINTS:** December 24, 2016 by Hawaii: Score: 52-35  
**RETURNED A KICKOFF FOR A TOUCHDOWN:** September 19, 2015, by Charlotte (Uriah LeMay - 48 yards)  
**RETURNED A PUNT FOR A TOUCHDOWN:** September 15, 2018, by Georgia (Mecole Hardman - 70 yards)  
**SCORED ON A KICKOFF AND PUNT RETURN IN SAME GAME:** September 5, 2009, by Clemson  
**RETURNED A BLOCKED PUNT FOR A TOUCHDOWN:** Sept. 26, 2015, Illinois (C. Fejedelem)  
**BLOCKED A PUNT:** September 26, 2015, Illinois (Caleb Day)  
**BLOCKED A FIELD GOAL:** October 12, 2013, by North Texas (Zach Orr)  
**BLOCKED A PAT:** September 8, 2018 by UT Martin  
**RETURNED A PASS INTERCEPTION FOR A TOUCHDOWN:** October 20, 2017, by Marshall (Artis Johnson - 17 yards)  
**RETURNED A FUMBLE FOR A TOUCHDOWN:** September 1, 2018, vs Vanderbilt (Dayo Odeyingbo - 3 yards)  
**SCORED A SAFETY:** October 14, 2017 by UAB (S. Jones sacked J. Urzua in endzone)  
**SCORED A TWO-POINT CONVERSION:** Oct. 13, 2018 (FIU)  
**PLAYER RUSHED FOR 100 YARDS:** Oct. 27, 2018, ODU (Kesean Strong - 108 yards)  
**HAD OVER 130 YARDS IN PUNT RETURNS:** September 5, 2009, by Clemson (5-135 yards)

Conference Champions: 1956, 1957, 1958, 1959, 1964, 1965, 1985, 1989, 1990, 1992, 2001, 2006

2018 PARTICIPATION CHART

No.	Name	GP/GS	VU	UTM	UGA	FAU	MU	FIU	CHA	ODU	WKU	UTEP	UK	UAB
80	ALI, Yusef	3/-	...	XXX	...	XXX	...	XXX	...	...	...	...	...	...
11	ANDERSON, Brad	6/4	XXX	XXX	START	START	START	START	...	...	...	...	...	...
25	ANDERSON, D.	5/-	...	...	...	XXX	XXX	XXX	XXX	...	XXX	...	...	XXX
48	ARMSTRONG, M.	1/-	XXX	...	...	...	...	...	...	...	...	...	...	...
74	BEHANAN, Robert	9/9	START	START	START	START	START	START	START	START	START	START	START	START
1B	BLANKENSHIP, R.	8/5	START	START	...	XXX	START	START	XXX	START	START	START	START	XXX
1C	BOARD, Landon	2/-	...	...	XXX	...	...	...	XXX	...	...	...	...	...
99	BONADIES, Matt	8/-	XXX	XXX	XXX	XXX	XXX	...	XXX	XXX	XXX	...	...	XXX
7B	BRANCH, Jordan	2/-	XXX	...	...	XXX	...	...	...	...	...	...	...	...
73	BREWER, C.	9/9	START	START	START	START	START	START	START	START	START	START	START	START
6	BROOKS, Khalil	9/9	START	START	START	START	START	START	START	START	START	START	START	START
31	BROWN, Justin	6/-	XXX	XXX	XXX	XXX	XXX	...	XXX	...	...	...	...	...
5	BRUCE, Jocquez	3/-	...	...	...	...	XXX	XXX	...	XXX	...	...	...	...
23	BUSH, Wesley	9/6	XXX	START	START	START	START	XXX	START	START	START	XXX	...	XXX
87	CASEY, Gatlin	7/6	...	...	XXX	START	START	START	START	START	START	START	START	START
84	COBB, Zeke	3/-	...	...	XXX	...	...	...	...	XXX	XXX	...	...	XXX
96	COLLINS, R.	9/7	START	START	START	XXX	XXX	START	START	START	START	START	START	START
16	CUNNINGHAM, C.	2/-	...	...	XXX	...	...	...	...	XXX	...	...	...	...
76	DELFENDAHL, DJ	1/-	XXX	...	...	...	...	...	...	...	...	...	...	...
24	DOBSON, Zack	4/-	...	XXX	XXX	...	...	...	...	XXX	XXX	...	...	XXX
72	FANNIN, Josh	9/9	START	START	START	START	START	START	START	START	START	START	START	START
36	FARRELL-BURKE, K	9/-	XXX	XXX	XXX	XXX	XXX	XXX	XXX	XXX	XXX	XXX	XXX	XXX
41	FELTON, Caleb	4/-	XXX	XXX	XXX	XXX	...	...	...	...	...	...	...	...
91	FERGUSON, J.	7/-	XXX	XXX	XXX	...	...	XXX	XXX	XXX	XXX	XXX	XXX	XXX
46	FRANTZ, Dalton	5/1	XXX	START	XXX	XXX	XXX	...	...	...	...	...	...	...
15	FULLER, Raheme	6/-	XXX	XXX	XXX	...	...	...	XXX	XXX	XXX	XXX	XXX	XXX
27	GARNETT, Ruben	3/-	XXX	XXX	XXX	...	...	...	...	...	...	...	...	...
66	GILCHRIST, Will	1/-	...	...	...	...	...	...	...	XXX	...	...	...	...
38	GLADNEY, K.	7/-	XXX	XXX	XXX	XXX	...	...	XXX	XXX	XXX	XXX	XXX	XXX
63	GOLSTON, Eric	7/-	...	XXX	XXX	...	XXX	XXX	XXX	XXX	XXX	XXX	XXX	XXX
28	GORDON, Maurice	5/-	XXX	...	...	...	...	XXX	XXX	XXX	XXX	XXX	XXX	XXX
3	GRATE, Gregory	8/1	...	XXX	START	XXX	XXX	XXX	XXX	XXX	XXX	XXX	XXX	XXX
65	GREER, Marcus	2/-	XXX	...	...	...	...	...	...	XXX	...	...	...	...
30	HARRIS, Darius	9/9	START	START	START	START	START	START	START	START	START	START	START	START
68	HARRIS, Luke	9/-	XXX	XXX	XXX	XXX	XXX	XXX	XXX	XXX	XXX	XXX	XXX	XXX
47	HENDERSON, R.	1/-	...	...	...	XXX	...	...	...	...	...	...	...	...
58	HIETT, Russ	8/-	...	XXX	XXX	XXX	XXX	XXX	XXX	XXX	XXX	XXX	XXX	XXX
18	HOLT, Crews	9/-	XXX	XXX	XXX	XXX	XXX	XXX	XXX	XXX	XXX	XXX	XXX	XXX
22	HUDSON, Cordell	8/4	START	START	START	...	XXX	XXX	XXX	XXX	XXX	XXX	START	START
82	JACKSON, Devon	7/-	...	...	XXX	XXX	XXX	XXX	XXX	XXX	XXX	XXX	XXX	XXX
55	JOHNSON, Carlos	9/9	START	START	START	START	START	START	START	START	START	START	START	START
4	JOHNSON, OJ	5/4	...	...	...	START	START	START	XXX	START	START	START	START	...
13	JOHNSON, Tyrese	2/-	...	XXX	XXX	...	...	...	...	...	...	...	...	...
40	JONES, Avery	7/1	...	...	XXX	XXX	XXX	XXX	START	XXX	XXX	XXX	XXX	XXX
43	JONES, Jahmal	9/9	START	START	START	START	START	START	START	START	START	START	START	START
79	KIRBY, Cole	9/-	XXX	XXX	XXX	XXX	XXX	XXX	XXX	XXX	XXX	XXX	XXX	XXX
8	LEE, Ty	9/8	START	XXX	START	START	START	START	START	START	START	START	START	START
85	LIGGINS, D.	9/3	START	START	START	XXX	XXX	XXX	XXX	XXX	XXX	XXX	XXX	XXX
77	LUCKETT, Amir	9/9	START	START	START	START	START	START	START	START	START	START	START	START
93	MANCIEL, Malik	9/9	START	START	START	START	START	START	START	START	START	START	START	START
83	MARSHALL, Jimmy	7/-	XXX	XXX	XXX	XXX	XXX	XXX	XXX	XXX	...	...	...	...
39	MCWILLIAMS, C.	8/-	...	XXX	XXX	XXX	XXX	XXX	XXX	XXX	XXX	XXX	XXX	XXX
32	MELTON, Chris	3/2	START	START	XXX	...	...	...	...	...	...	...	...	...
62	MITCHELL, Jack	9/-	XXX	XXX	XXX	XXX	XXX	XXX	XXX	XXX	XXX	XXX	XXX	XXX
44	MOBLEY, Chaton	8/2	XXX	START	START	...	XXX	XXX	XXX	XXX	XXX	XXX	XXX	XXX
7	MOFFATT, J.	4/4	...	...	...	START	START	START	...	...	START	START	START	START
98	MYERS, Chris	8/-	XXX	XXX	XXX	XXX	XXX	XXX	XXX	XXX	...	...	XXX	XXX
4A	O'HARA, Asher	2/-	...	XXX	...	...	...	XXX	...	...	...	...	...	...
71	OWENS, Angelo	8/-	...	XXX	XXX	XXX	XXX	XXX	XXX	XXX	XXX	XXX	XXX	XXX
26	PARKS, Wayne	8/-	XXX	XXX	XXX	XXX	XXX	XXX	...	XXX	XXX	XXX	XXX	XXX
33	PATTERSON, D.	4/-	...	...	XXX	...	...	XXX	XXX	XXX	...	...	...	...
95	PHILPOTS, Trae	9/6	XXX	XXX	XXX	START	START	START	START	START	START	START	START	START
90	POYDRAS, R.	9/-	XXX	XXX	XXX	XXX	XXX	XXX	XXX	XXX	XXX	XXX	XXX	XXX
29	RANDOLPH, D.	9/9	START	START	START	START	START	START	START	START	START	START	START	START
94	RENDER, Tyshun	8/1	START	...	XXX	XXX	XXX	XXX	XXX	XXX	XXX	XXX	XXX	XXX
19	ROSS, Teldrick	1/-	...	...	...	...	...	...	...	...	...	...	...	XXX
86	SALTER, Tavonn	7/6	XXX	...	...	START	START	START	START	START	START	START	START	START
69	SARGENT, Daniel	8/-	XXX	XXX	XXX	XXX	XXX	XXX	XXX	XXX	...	XXX	XXX	XXX
45	SEWELL, Joseph	4/-	...	...	...	...	...	XXX	XXX	XXX	XXX	XXX	XXX	XXX
35	SHIFLETT, Luke	9/-	XXX	XXX	XXX	XXX	XXX	XXX	XXX	XXX	XXX	XXX	XXX	XXX
42	SMITH, Cody	8/-	XXX	XXX	...	XXX	XXX	XXX	XXX	XXX	XXX	XXX	XXX	XXX
37	SMITH, Patrick	9/9	START	START	START	START	START	START	START	START	START	START	START	START
2	STAMPS, Chris	9/-	XXX	XXX	XXX	XXX	XXX	XXX	XXX	XXX	XXX	XXX	XXX	XXX
49	STARLING, J.	3/-	...	...	...	...	...	...	XXX	XXX	XXX	XXX	XXX	XXX
95	STEPHENSON, M.	9/-	XXX	XXX	XXX	XXX	XXX	XXX	XXX	XXX	XXX	XXX	XXX	XXX
12	STOCKSTILL, B.	9/9	START	START	START	START	START	START	START	START	START	START	START	START
17	STRIBLING, K.	6/2	START	START	...	...	XXX	XXX	XXX	XXX	XXX	...	...	...
20	THOMAS, DQ	9/7	XXX	XXX	START	START	START	START	START	START	START	START	START	START
21	THOMAS, Tavares	7/2	START	...	...	XXX	XXX	XXX	START	XXX	XXX	XXX	XXX	XXX
8T	TURNER, John	8/-	...	XXX	XXX	XXX	XXX	XXX	XXX	XXX	XXX	XXX	XXX	XXX
9	UPTON, Isiah	9/-	XXX	XXX	XXX	XXX	XXX	XXX	XXX	XXX	XXX	XXX	XXX	XXX
54	WATKINS, Ty	9/-	XXX	XXX	XXX	XXX	XXX	XXX	XXX	XXX	XXX	XXX	XXX	XXX
1	WEST, Terelle	9/2	XXX	XXX	XXX	XXX	XXX	XXX	XXX	START	START	START	START	START
81	WINDHAM, CJ	3/3	START	START	START	...	...	...	...	...	...	...	...	...

## INDIVIDUAL CAREER-HIGHS

### 1 Terelle West

Most Rushing Attempts.....26 vs ODU, 2017  
 Most Rushing Yards.....170 vs ODU, 2017  
 Most Rushing TDs.....2 vs ODU, 2017  
 Longest Run.....71 vs ODU, 2018  
 Most Pass Receptions.....5 vs ODU, 2018  
 Most Yards Receiving.....30 vs ODU, 2018  
 Longest Reception.....12 vs Hawaii, 2016

### 2 Chris Stamps

Most Tackles.....2 vs Vandy, UTM, 2018  
 Most Solo Tackles.....2 vs Vandy, 2018  
 Most Tackles for Loss.....0  
 Most Pass Breakups.....0  
 Fumble Recoveries.....1 vs FAU, 2018

### 3 Gregory Grate

Most Tackles.....9 vs UGA, 2018  
 Most Solo Tackles.....5 vs UGA, 2018  
 Most Tackles for Loss.....1.0 vs UTM, 2018  
 Most Sacks.....1.0 vs UTM, 2018  
 Most Interceptions.....1 vs UTM, 2018 (97 TD)  
 Pass Breakups.....1 vs WKU, 2018

### 4 OJ Johnson

Most Tackles.....5 vs FIU, 2018  
 Most Solo Tackles.....5 vs FIU, 2018  
 Most Tackles for Loss.....1.0 vs FIU, 2018  
 Most Pass Breakups.....1 three times  
 Most Interceptions.....1 vs Charlotte, 2018  
 Forced Fumble.....0  
 Fumble Recovery.....1 vs ASU, 2017

### 5 Jocquez Bruce

Most Pass Receptions.....4 vs FAU, 2016  
 Most Yards Receiving.....31 vs Hawaii, 2016  
 Longest Reception.....39 vs Marshall, 2018  
 Most TD Receptions.....1 vs FAU, 2017  
 Most Rushing Attempts.....16 vs BGSU, 2017  
 Most Rushing Yards.....115 vs BGSU, 2017  
 Most Rushing TDs.....1 vs BGSU, 2017  
 Longest Run.....28 vs BGSU, 2017

### 6 Khalil Brooks

Most Tackles.....12 vs WKU, 2017  
 Most Solo Tackles.....7 vs UTM, 2018  
 Most Tackles for Loss.....5.0 vs FIU, 2017  
 Most QB Sacks.....3.0 vs FIU, 2017  
 Pass Breakups.....2 vs Missouri, 2016  
 Forced Fumble.....1 vs FIU, 2017; vs ODU, 2018  
 Fumble Recovery.....1 vs ODU, 2018

### 7 Jovante Moffatt

Most Tackles.....17 vs Marshall, 2018  
 Most Solo Tackles.....9 vs Minnesota, 2017  
 Most Tackles for Loss.....1.5 vs WKU, 2017  
 Most Pass Breakups.....2 vs Marshall, WKU, 2018  
 Most Interceptions.....1 vs ASU, 2017; vs FAU, 2018  
 Fumble Recovery.....1 vs WKU, 2017  
 Forced Fumble.....1 vs Marshall, 2018

### 8 Ty Lee

Most Pass Receptions.....11 vs WKU, 2017  
 Most Yards Receiving.....136 vs FAU, 2017  
 Longest Reception.....63 vs Charlotte, 2017  
 Most TD Receptions.....2, three times  
 Long Run.....61 vs Charlotte, 2016  
 Most Rushing Yards.....68 vs Charlotte, 2016  
 Most Rushing Attempts.....18 vs Syracuse, 2017

### 9 Isiah Upton

Most Pass Receptions.....3 vs UNT, 2016  
 Most Yards Receiving.....18 vs Minnesota, 2017  
 Longest Reception.....26 vs BGSU, 2017  
 Most TD Receptions.....TBD

### 10 Asher O'Hara

Most Pass Attempts.....20 vs FIU, 2018  
 Most Pass Completions.....9 vs FIU, 2018  
 Most Passing Yards.....114 vs FIU, 2018  
 Most TD Passes.....0  
 Longest Completion.....28 vs FIU, 2018  
 Most Rushing Attempts.....21 vs FIU, 2018

Most Rushing Yards.....94 vs FIU, 2018  
 Most Rushing TDs.....1 vs FIU, 2018  
 Longest Run.....13 vs FIU, 2018

### 11 Brad Anderson

Most Pushing Attempts.....16 vs BGSU, 2017  
 Most Rushing Yds.....112 vs FIU, 2017  
 Most Rushing TDs.....0  
 Longest Run.....37 vs FIU, 2017  
 Most Receptions.....9 vs UAB, 2017  
 Most Receiving Yards.....141 vs UTM, 2018  
 Longest Reception.....66 vs UTM, 2018

### 12 Brent Stockstill

Most Pass Attempts.....65 vs Vandy, 2016  
 Most Pass Completions.....42 vs WKU, 2016  
 Most Passing Yards.....434 vs WKU, 2016  
 Most TD Passes.....5, three times  
 Longest Completion.....76 vs Charlotte, 2015  
 Most Rushing Attempts.....14 vs FAU, 2018  
 Most Rushing Yards.....81 vs Missouri, 2016  
 Most Rushing TDs.....1 vs FIU, 2015  
 Longest Run.....63 vs Missouri 2016

### 12 Reed Blankenship

Most Tackles.....17 vs ODU, 2018  
 Most Solo Tackles.....9 vs FAU, ODU, 2018  
 Most Tackles for Loss.....3.0 vs ODU, 2018  
 Most Sacks.....1.0 vs UTEP, 2017; vs ODU, 2018  
 Most Pass Breakups.....2 vs WKU, 2018  
 Most Interceptions.....1, five times  
 Longest INT Return.....100 yards vs ODU, 2018

### 13 Tyrese Johnson

Most Pass Receptions.....4 vs BGSU, 2017  
 Most Yards Receiving.....33 vs FAU, 2017  
 Longest Reception.....32 vs FAU, 2017  
 Most TD Receptions.....0

### 17 Kyran Stribling

Most Tackles.....5 vs Vandy, 2018  
 Most Solo Tackles.....5 vs Vandy, 2018  
 Most Tackles for Loss.....1.0 vs UTM, 2018  
 Most QB Sacks.....1.0 vs UTM, 2018  
 Most Interceptions.....0  
 Fumble Recovery.....1.0 vs FIU, 2017

### 18 Crews Holt

Most Field Goals.....5 vs WKU, 2018  
 Longest FG.....42 vs WKU, 2018  
 Most Points.....17 vs WKU, 2018

### 20 DQ Thomas

Most Tackles.....7 vs Marshall, ODU, 2018  
 Most Solo Tackles.....6 UTM, 2018  
 Most Tackles for Loss.....3.0 vs UTM, 2018  
 Most Pass Breakups.....1 vs UTM, FIU, WKU, 2018  
 Most Sacks.....2.0 vs UTM, Marshall, 2018  
 Forced Fumbles.....1 vs FIU, 2017; vs WKU, 2018  
 Fumble Recovery.....1 vs Marshall, 2018

### 21 Tavares Thomas

Most Rushing Attempts.....29 vs Charlotte, 2017  
 Most Rushing Yards.....195 vs Charlotte 2017  
 Most Rushing TDs.....3 vs FIU, 2017  
 Longest Run.....33 vs UTEP, 2017  
 Most Receptions.....4 vs Vandy, 2018

### 22 Cordell Hudson

Most Tackles.....6 vs UTM, 2018  
 Most Solo Tackles.....6 vs UTM, 2018  
 Forced Fumbles.....1 vs ODU, 2018  
 Most Pass Breakups.....1 vs ODU, WKU, 2018  
 Most Interceptions.....1 vs ODU, 2018

### 23 Wesley Bush

Most Tackles.....10 vs UTM, 2018  
 Most Solo Tackles.....9 vs UTM, 2018  
 Most Tackles for Loss.....1.0 vs UTM, 2018  
 Most Pass Breakups.....1 vs Minnesota, 2017; vs FIU, 2018  
 Most Interceptions.....1 vs Marshall, Charlotte, ODU 2018  
 Forced Fumble.....0  
 Fumble Recovery.....0

### 24 Zack Dobson

Most Pass Receptions.....2 vs WKU, 2018  
 Most Yards Receiving.....19 vs WKU, 2018  
 Longest Reception.....14 vs WKU, 2018  
 Most TD Receptions.....1 vs WKU, 2018  
 Most Rushes.....3 vs WKU, 2018  
 Most Rushing Yards.....49 vs WKU, 2018  
 Longest Run.....25 vs WKU, 2018

### 25 Desmond Anderson

Most Rushing Attempts.....29 vs FIU, 2015  
 Most Rushing Yards.....144 vs FIU, 2015  
 Most Rushing TDs.....3 vs FIU, 2015  
 Longest Run.....20 vs Marshall, 2015  
 Most Pass Receptions.....3 vs AAMU, 2016  
 Most Yards Receiving.....42 vs Marshall, 2015  
 Longest Reception.....42 vs Marshall, 2015

### 26 Wayne Parks

Most Tackles.....1 vs UGA, WKU, 2018  
 Most Solo Tackles.....1 vs WKU, 2018  
 Most Tackles for Loss.....0  
 Most Pass Breakups.....0

### 27 Ruben Garnett

Most Rushing Attempts.....10 vs Jackson St., 2015  
 Most Rushing Yards.....45 vs Jackson St., 2015  
 Most Rushing TDs.....1 vs Jackson St., 2015  
 Longest Run.....13 vs Jackson St., 2015  
 Most Pass Receptions.....4 vs ASU, 2017  
 Most Yards Receiving.....57 vs ASU, 2017  
 Longest Reception.....31 vs ASU, 2017  
 Blocked Kick.....1 vs UAB, 2017 (Punt)

### 28 Maurice Gordon

Most Rushing Attempts.....7 vs Vanderbilt, 2017  
 Most Rushing Yards.....27 vs Vanderbilt, 2018  
 Most Rushing TDs.....0  
 Longest Run.....9 vs Vanderbilt, 2017  
 Most Pass Receptions.....0  
 Most Yards Receiving.....0  
 Longest Reception.....0

### 29 Darryl Randolph

Most Tackles.....15 vs Marshall, 2016  
 Most Solo Tackles.....6 vs UTSA, Marshall, 2016  
 Most Tackles for Loss.....2.0 vs Syracuse, 2017  
 Most QB Sacks.....1.0 vs Charlotte, 2017  
 Most Pass Breakups.....2 vs Charlotte, 2018  
 Most Interceptions.....1 vs UTM, 2018  
 Blocked Kicks.....1 vs FAU & ODU, 2017 (FG), WKU, 2018  
 Forced Fumble.....1 vs WKU, 2017

### 30 Darius Harris

Most Tackles.....12, three times  
 Most Solo Tackles.....8 vs Minnesota, ASU, 2017  
 Most QB Sacks.....1.0, nine times  
 Most Tackles for Loss.....3.0 vs Hawaii, 2016  
 Most Pass Breakups.....2 vs ODU, ASU, 2017  
 Most Interceptions.....1 vs Charlotte, 2015  
 Forced Fumble.....1, three times  
 Fumble Recovery.....1 vs Vandy, FIU, 2016; WKU, 2017

### 32 Chris Melton

Most Tackles.....14 vs Missouri, 2016  
 Most Solo Tackles.....8 vs LT, 2016  
 Most Tackles for Loss.....2.0 vs BGSU, 2017  
 Most Pass Breakups.....1 vs LT, 2016; vs UTM, 2018  
 Most Interceptions.....0  
 Most Sacks.....1.0, three times  
 Forced Fumble.....1 vs FIU, 2016

### 37 Patrick Smith

Most Pass Receptions.....9 vs UGA, 2018  
 Most Yards Receiving.....89 vs FAU, 2018  
 Longest Reception.....51 vs FAU, 2017  
 Most TD Receptions.....3 vs UTM, 2018

### 40 Avery Jones

Most Tackles.....2 vs FIU, 2018  
 Most Solo Tackles.....1 vs FIU, WKU, 2018  
 Most Tackles for Loss.....0  
 Most Pass Breakups.....0

**Conference Champions: 1956, 1957, 1958, 1959, 1964, 1965, 1985, 1989, 1990, 1992, 2001, 2006**

**42 Cody Smith**

Most Tackles ..... 6 vs FIU, 2018  
 Most Solo Tackles..... 2 vs UTM, 2018  
 Most Tackles for Loss ..... 0  
 Most Pass Breakups ..... 0

**43 Jahmal Jones**

Most Tackles ..... 5, three times  
 Most Solo Tackles..... 4 vs UAB, 2017  
 Most Tackles for Loss ..... 2.5 vs UAB, 2017  
 Quarterback Sacks..... 1.0, three times  
 Pass Breakups..... 1 vs Syracuse, 2017

**44 Chaton Mobley**

Most Rushing Attempts..... 25 vs WKU, 2018  
 Most Rushing Yards ..... 198 vs WKU, 2018  
 Most Rushing TDs..... 2 vs UTM, 2018  
 Longest Run ..... 60 vs WKU, 2018  
 Most Receptions..... 3 vs UTM, 2018

**81 CJ Windham**

Most Pass Receptions..... 5 vs FAU, ODU, 2017  
 Most Yards Receiving ..... 86 vs UTM, 2018  
 Longest Reception ..... 56 vs UTM, 2018  
 Most TD Receptions..... 2 vs UTM, 2018

**84 Zeke Cobb**

Most Pass Receptions..... 1 vs ODU, 2018  
 Most Yards Receiving ..... 12 vs ODU, 2018  
 Longest Reception ..... 12 vs ODU, 2018  
 Most TD Receptions..... 0

**85 Darrius Liggins**

Most Tackles ..... 3 vs FAU, 2017; vs Vandy, 2018  
 Most Solo Tackles..... 2, four times  
 Most Tackles for Loss ..... 2.0 vs AAMU, 2016  
 Most QB Sacks..... 2.0 vs AAMU, 2016  
 Forced Fumble..... 1 vs ASU, 2017  
 Fumble Recovery ..... 1 vs WKU, 2018

**86 Tavonn Salter**

Most Pass Receptions..... 5 vs FAU, ODU, 2018  
 Most Yards Receiving ..... 44 vs ODU, 2017  
 Longest Reception ..... 44 vs ODU, 2017  
 Most TD Receptions..... 1 vs UTEP, ODU, 2017

**87 Gatlin Casey**

Most Pass Receptions..... 6 vs Marshall, 2018  
 Most Yards Receiving ..... 90 vs ODU, 2018  
 Longest Reception ..... 70 vs ODU, 2018  
 Most TD Receptions..... 1 vs Charlotte, ODU, 2018

**90 Rakavian Poydras**

Most Tackles ..... 3 vs Vandy, 2018  
 Most Solo Tackles..... 0  
 Most Tackles for Loss ..... 0.5 vs FAU, 2018  
 Most QB Sacks..... 0  
 Fumble Recovery ..... 0  
 Pass Breakup..... 1 vs FIU, Charlotte, WKU, 2018

**90 Matt Stephenson**

Most Punts ..... 4 vs FIU, 2018  
 Most Punting Yards..... 154 vs FIU, 2018  
 Best Punting Average..... 38.5 vs FIU, 2018  
 Long Punt..... 46 vs FIU, 2018  
 Downed Inside 20..... 3 vs FIU, 2018

**91 Jordan Ferguson**

Most Tackles ..... 6 vs ODU, ASU, 2017  
 Most Solo Tackles..... 6 vs ASU, 2017  
 Most Tackles for Loss ..... 1.0, twice  
 Most QB Sacks..... 1.0 vs ASU, 2017  
 Most Interceptions..... 1 vs FIU, 2017  
 Forced Fumble..... 0

**93 Malik Manciel**

Most Tackles ..... 5, three times  
 Most Solo Tackles..... 3, four times  
 Most Tackles for Loss ..... 2.0 vs Charlotte, 2018  
 Most QB Sacks..... 1.0, three times  
 Fumble Recovery ..... 0  
 Forced Fumble..... 1 vs FIU, 2016  
 Blocked Kicks..... Punt vs Vandy, 2016

**94 Tyshun Render**

Most Tackles ..... 6 vs FIU, 2016; vs Syracuse, 2017

Most Solo Tackles..... 5 vs Syracuse, 2017  
 Most Tackles for Loss ..... 1.0 vs Charlotte, WKU, 2018  
 Most QB Sacks..... 1.0 vs Charlotte, WKU, 2018  
 Fumble Recovery ..... 1 vs Marshall, 2018  
 Forced Fumble..... 1 vs Charlotte, 2018

**95 Trae Philpots**

Most Tackles ..... 7 vs Marshall, 2018  
 Most Solo Tackles..... 3 vs Marshall, 2018  
 Most Tackles for Loss ..... 1.5 vs Marshall, 2018  
 Most QB Sacks..... 1.0 vs Marshall, Charlotte, 2018

**96 Rosheem Collins**

Most Tackles ..... 5 vs FAU, 2017  
 Most Solo Tackles..... 3 vs FAU, WKU, 2018  
 Most Tackles for Loss ..... 1.5, twice  
 Most QB Sacks..... 0  
 Fumble Recovery ..... 0  
 Forced Fumble..... 0

**99 Matt Bonadies**

Most Punts ..... 7 vs Minnesota, 2017  
 Most Punting Yards..... 295 vs Minnesota, 2017  
 Best Punting Average..... 47.2 vs Charlotte, 2018  
 Long Punt..... 68 vs Charlotte, 2018  
 Downed Inside 20..... 4, three times

GAME ONE

MIDDLE TENNESSEE	7	0	0	0	-	7
VANDERBILT	7	7	7	14	-	35

Sept. 1, 2018 | Vanderbilt Stadium | Nashville, TN | 7:00 PM | Att: 25,348



TEAM STATISTICS

	MT	VU
<b>FIRST DOWNS</b>	<b>21</b>	<b>19</b>
Rushing	10	10
Passing	8	8
Penalty	3	1
<b>NET YARDS RUSHING</b>	<b>116</b>	<b>176</b>
Rushing Attempts	36	38
Average Per Rush	3.2	4.6
Rushing Touchdowns	0	2
Yards Gained Rushing	160	194
Yards Lost Rushing	44	18
<b>NET YARDS PASSING</b>	<b>178</b>	<b>170</b>
Completions-Attempts-Int	24-37-1	10-17-0
Average Per Attempt	4.8	10.0
Average Per Completion	7.4	17.0
Passing Touchdowns	1	2
<b>TOTAL OFFENSE YARDS</b>	<b>294</b>	<b>346</b>
Total offense plays	73	55
Average Gain Per Play	4.0	6.3
Fumbles: Number-Lost	2-1	0-0
Penalties: Number-Yards	6-40	7-49
<b>PUNTS-YARDS</b>	<b>4-171</b>	<b>4-147</b>
Average Yards Per Punt	42.8	36.8
Net Yards Per Punt	37.8	36.8
Inside 20	2	2
50+ Yards	1	0
Touchbacks	1	0
Fair catch	3	1
<b>KICKOFFS-YARDS</b>	<b>2-115</b>	<b>6-379</b>
Average Yards Per Kickoff	57.5	63.2
Net Yards Per Kickoff	30.0	38.2
Touchbacks	0	6
Fair Catch Yards	0	0
Punt returns: Number-Yards-TD	0-0-0	0-0-0
Average Per Return	0.0	0.0
Kickoff returns: Number-Yds-TD	0-0-0	2-55-0
Average Per Return	0.0	27.5
Interceptions: Number-Yds-TD	0-0-0	1-0-0
Fumble Returns: Number-Yds-TD	0-0-0	1-3-1
Miscellaneous Yards	0	0
Possession Time	31:09	28:51
1st Quarter	8:46	6:14
2nd Quarter	8:48	6:12
3rd Quarter	7:52	7:08
4th Quarter	5:43	9:17
Third-Down Conversions	8 of 16	7 of 13
Fourth-Down Conversions	1 of 3	2 of 2
Red-Zone Scores-Chances	1-2	2-2
Touchdowns	1-2	2-2
Field goals	0-2	0-2
Sacks By: Number-Yards	1-13	6-30
PAT Kicks	1-1	5-5
Field Goals	0-1	0-0
Points off turnovers	0	14

Game Notes

- Middle Tennessee's first scoring drive of 2018 when for 93 yards which was its first 90+ yard drive since Nov. 26, 2016 against FAU (92 yards). It went down as the 24th 90-yard scoring drive under Rick Stockstill.
- Senior punter Matt Bonadies enjoyed a solid night for the Blue Raiders. Bonadies punted four times for a 42.8 yard average and two of his kicks were downed inside the 20-yard line. The Buford, GA, native had a long punt of 50 yards.
- Ten different Blue Raiders players caught passes against Vanderbilt, led by Brad Anderson and Ty Lee with five receptions each, while Tavares Thomas finished with four receptions.
- Official delay of tonight's game due to lightning in the area was 21 minutes... LB Darius Harris, LB Chris Melton and DB Darryl Randolph played in their team-leading 40th career game tonight ... WR Ty Lee made his team-leading 17th straight start ... OL Chandler Brewer started his team-high 37th career game tonight against Vandy ... QB Brent Stockstill has now thrown at least one touchdown pass in 24 straight games played which is the second longest streak in the country (behind PSU's Trace McSorley) ... WR Ty Lee has now caught at least one pass in 27 straight games which ties David Youell for 5th all-time at MT ... WR CJ Windham hauled in his second career TD pass in the first quarter.

RAIDERS FALL IN OPENER

NASHVILLE - Troubles offensively cost Middle Tennessee, as the Blue Raiders traveled to Vanderbilt and were defeated 35-7 in their season opener.

It was the fourth loss in a row for the Raiders in the series, which is in its final year in the current contract.

"I told them [after the game], I like this team and I'm not down on this team one bit," head coach Rick Stockstill said. "I'm sick to my stomach that we lost, and they're sick to their stomachs because they lost. We're still going to be a dang good football team.

"I feel a lot better about this team than I did at this point last year."

Middle Tennessee (0-1) looked to have control of the Commodore (1-0) defense in the first quarter, as a 4-yard pass from redshirt senior Brent Stockstill to junior CJ Windham ended a 93-yard drive with a touchdown. It knotted things at seven with two minutes left in the opening frame, and momentum had been snatched.

From there, though, the Blue Raider attack turned inconsistent.

It started with a bad lateral pass from Brent Stockstill to sophomore Brad Anderson that was dropped and returned 3 yards by Vanderbilt's Dayo Odeyingbo for what proved to be the game-winning score with 14 minutes left in the first half.

Middle Tennessee's defense did all it could to hold things close, holding Vanderbilt to just 89 total yards in the first half. But, the costly mistakes and inconsistencies on offense voided the good effort.

The Blue Raiders moved the ball effectively, getting to the Vanderbilt side of the field five times after their scoring drive in the first quarter. However, all five drives ended without points (three punts, an interception and a missed field goal).

Brent Stockstill finished the game 24 of 36 for 178 yards, one touchdown and an interception, and he added 10 yards rushing. He was sacked six times.

Ten Blue Raiders caught at least one pass, led by Anderson and junior Ty Lee with five catches apiece, Anderson for 37 yards and Lee for 25.

Defensively, redshirt senior linebacker Darius Harris led the way with eight tackles, a sack and tackle for loss. Khalil Brooks added five tackles and a tackle for loss, and Chris Melton and Kylan Stribling also had five tackles apiece.

SCORING SUMMARY

Q	Time	Team	Scoring Play
1st	12:21	VU	Blasingame 30 run (Guay PAT), 5-58, 2:39
1st	1:59	MT	Windham 4 pass from Stockstill (Holt PAT), 15-93, 6:58
2nd	14:01	VU	Odeyingbo 3 fumble return (Guay PAT)
3rd	7:26	VU	Pearce 17 pass from Shurmur (Guay PAT), 7-92, 4:25
4th	12:47	VU	Lipscomb 28 pass from Shurmur (Guay PAT), 12-80, 4:56
4th	1:28	VU	Wakefield 14 run (Guay PAT), 12-80, 7:04

STATISTICAL LEADERS

MIDDLE TENNESSEE VS VANDERBILT

**RUSHING:** Middle Tennessee-THOMAS, Tavares 8-32; GORDON, Maurice 4-27; MOBLEY, Chaton 6-24; WEST, Terelle 3-23; STOCKSTILL, B. 14-10; ANDERSON, Brad 1-0. Vanderbilt-J. Wakefield 10-56; K. Blasingame 9-52; Ke'Shawn Vaughn 9-37; Kalija Lipscomb 2-19; Cam Johnson 1-6; Josh Crawford 2-5; Kyle Shurmur 4-2; TEAM 1-minus 1.

**PASSING:** Middle Tennessee-STOCKSTILL, B. 24-36-1-178; TEAM 0-1-0-0. Vanderbilt-Kyle Shurmur 10-17-0-170.

**RECEIVING:** Middle Tennessee-ANDERSON, Brad 5-37; LEE, Ty 5-25; THOMAS, Tavares 4-42; MOBLEY, Chaton 3-13; WINDHAM, CJ 2-19; SALTER, Tavonn 1-28; GARNETT, Ruben 1-7; WEST, Terelle 1-6; SHIFLETT, Luke 1-4; SMITH, Patrick 1-minus 3. Vanderbilt-Kalija Lipscomb 4-60; Jared Pinkney 3-32; D. Tennyson 1-49; Chris Pierce 1-17; Ke'Shawn Vaughn 1-12.

**INTERCEPTIONS:** Middle Tennessee-None. Vanderbilt-Frank Coppet 1-0.

**FUMBLES:** Middle Tennessee-ANDERSON, Brad 1-0; STOCKSTILL, B. 1-1. Vanderbilt-None.

GAME TWO

UT MARTIN	7	10	7	14	-	37
MIDDLE TENNESSEE	14	12	21	14	-	61

Sept. 8, 2018 | Floyd Stadium | Murfreesboro, TN | 6:04 PM | Att: 16,227



TEAM STATISTICS

	UTM	MT
<b>FIRST DOWNS</b>	<b>27</b>	<b>20</b>
Rushing	9	5
Passing	14	14
Penalty	4	1
<b>NET YARDS RUSHING</b>	<b>102</b>	<b>77</b>
Rushing Attempts	39	31
Average Per Rush	2.6	2.5
Rushing Touchdowns	1	2
Yards Gained Rushing	155	122
Yards Lost Rushing	53	45
<b>NET YARDS PASSING</b>	<b>358</b>	<b>407</b>
Completions-Attempts-Int	35-55-2	25-34-0
Average Per Attempt	6.5	12.0
Average Per Completion	10.2	16.3
Passing Touchdowns	4	5
<b>TOTAL OFFENSE YARDS</b>	<b>460</b>	<b>484</b>
Total offense plays	94	65
Average Gain Per Play	4.9	7.4
Fumbles: Number-Lost	0-0	1-1
Penalties: Number-Yards	3-29	6-68
<b>PUNTS-YARDS</b>	<b>8-301</b>	<b>5-235</b>
Average Yards Per Punt	37.6	47.0
Net Yards Per Punt	26.4	47.0
Inside 20	1	2
50+ Yards	2	1
Touchbacks	1	0
Fair catch	1	2
<b>KICKOFFS-YARDS</b>	<b>6-363</b>	<b>10-566</b>
Average Yards Per Kickoff	60.5	56.6
Net Yards Per Kickoff	43.8	41.5
Touchbacks	4	3
Fair Catch Yards	17	1
Punt returns: Number-Yards-TD	1-0-0	3-70-1
Average Per Return	0.0	23.3
Kickoff returns: Number-Yds-TD	3-76-0	0-0-0
Average Per Return	25.3	0.0
Interceptions: Number-Yds-TD	0-0-0	2-97-1
Fumble Returns: Number-Yds-TD	0-0-0	0-0-0
Miscellaneous Yards	0	0
Possession Time	35:18	24:42
1st Quarter	5:40	9:20
2nd Quarter	9:48	5:12
3rd Quarter	8:44	6:16
4th Quarter	11:06	3:54
Third-Down Conversions	12 of 22	7 of 13
Fourth-Down Conversions	0 of 1	1 of 1
Red-Zone Scores-Chances	3-4	4-5
Touchdowns	3-4	4-5
Field goals	0-4	0-5
Sacks By: Number-Yards	4-29	5-37
PAT Kicks	4-5	7-9
Field Goals	1-1	0-0
Points off turnovers	0	7

Game Notes

- The Blue Raiders' 61 points against UT Martin tonight are the most since pouring on 77 against Florida Atlantic in 2016.
- With the 61-37 win against UT Martin in the 2018 home opener, Middle Tennessee has now won five of its last six home openers at Floyd Stadium.
- With his 83rd career touchdown pass in the fourth quarter, Stockstill moved into a tie with Southern Miss' Austin Davis (2008-11) for ninth all-time in Conference USA and also entered the Top 15 in C-USA history for career passing yards, currently boasting 9,536 yards to surpass Tulsa's G.J. Kinne (2009-11) for 14th all-time.
- WR CJ Windham set career highs for both receiving yards and receiving touchdowns in a single game before halftime and finished the contest with 86 receiving yards and two receiving touchdowns while WR Patrick Smith collected his first career 3-touchdown game to go along with a career-high 87 receiving yards and WR Brad Anderson notched a career-high 141 receiving yards of his own.
- S Gregory Grate's 97-yard interception return for a touchdown in the fourth quarter was the third longest interception return in Middle Tennessee history.

BLUE RAIDERS ROLL IN HOME OPENER

MURFREESBORO - It wasn't pretty at times, but a win is a win.

That's what Middle Tennessee Head Coach Rick Stockstill told his team after the Blue Raiders (1-1) sent their fans home happy with a 61-37 win over UT Martin (0-2) at Floyd Stadium.

"Winning is hard," he said. "This was a grind ... it was a tough, competitive game." Not everything went MT's way against its old OVC rival. The Blue Raiders surrendered 460 total yards (355 passing), gave up an onside kick, allowed four sacks, missed two extra points, suffered six costly penalties and gave up 12 third-down conversions.

Despite the miscues, Middle Tennessee was able to grow as much as a 23-point lead midway through the third quarter thanks to its offense and hung on.

"When you win and don't play your best, that's always a positive," Coach Stockstill said.

The Blue Raiders took a 26-17 lead into halftime and expanded on it quickly after the break thanks to redshirt senior quarterback Brent Stockstill and a good special teams play.

After Stockstill marched the blue and white down the field for a touchdown, red-shirt freshman linebacker Wayne Parks recovered a poor punt attempt on the ensuing Skyhawk drive and returned it 35 yards for another score, giving MT a 40-17 lead that was its largest of the game to that point.

The Skyhawks tried a dramatic comeback after the punt return TD, cutting the lead all the way down to 47-37 with 9 ½ minutes left in the contest, but MT wouldn't be denied its first win of 2018.

Stockstill answered a 59-yard UTM scoring drive with an eight-play, 75-yard drive highlighted by a 39-yard reception by sophomore Brad Anderson. The drive ended with a 26-yard passing score to Patrick Smith, his third receiving TD of the night.

UT Martin attempted another answer, getting the ball down into the red zone, but freshman Gregory Grate Jr. iced the game with a 97-yard pick six to put Middle Tennessee up by the 61-37 final.

Stockstill finished 25 of 34 for 407 yards and five TDs through the air, his third career 400-yard passing game. Anderson was his favorite target, catching six balls for 141 yards, and Smith had five grabs for 87 yards and three TDs, tied for a school single-game record. CJ Windham added three catches for 86 yards and two TDs.

Alongside Stockstill in the backfield, redshirt freshman Chaton Mobley got the first start of his Blue Raider career and responded well. The Fulton, Tennessee native finished with 12 carries for 55 yards and the first two TDs of his college career.

Defensively, Middle Tennessee racked up five sacks as a team, led by two from Thomas, who also had six tackles and three tackles for loss.

SCORING SUMMARY

Q	Time	Team	Scoring Play
1st	13:44	UTM	Howard 16 pass from Winn (Courtright PAT), 6-75, 1:16
1st	12:10	MT	Windham 56 pass from Stockstill (Holt PAT), 5-75, 1:34
1st	8:40	MT	Windham 10 pass from Stockstill (Holt PAT), 6-46, 2:02
2nd	13:07	UTM	Williams 11 pass from Winn (Courtright PAT), 7-70, 2:02
2nd	9:46	MT	Mobley 1 run (Holt PAT), 3-28, :37
2nd	2:35	UTM	Courtright 44 FG, 11-35, 3:37
2nd	:32	MT	Smith 5 pass from Stockstill (Holt PAT missed), 7-75, 2:03
3rd	7:32	MT	Mobley 7 run (Holt PAT), 5-80, 2:00
3rd	6:06	MT	Parks 35 punt return (Holt PAT)
3rd	4:39	UTM	Galloway 51 pass from Winn (Courtright PAT), 4-65, 1:27
3rd	2:13	MT	Smith 33 pass from Stockstill (Holt PAT), 7-65, 2:26
4th	11:40	UTM	Williams 8 pass from Winn (Courtright PAT missed), 14-71, 5:33
4th	9:32	MT	Bowe 37 run (Courtright PAT), 5-59, 2:08
4th	6:28	MT	Smith 26 pass from Stockstill (Holt PAT), 8-75, 3:04
4th	3:27	MT	Grate 97 INT (Holt PAT)

STATISTICAL LEADERS

MIDDLE TENNESSEE VS UT MARTIN

**RUSHING:** UTM-BOWE, Jaimiee 8-66; GALLOWAY, LaDar 12-48; LOGAN, Peyton 4-23; HUDSON, Joe 1-8; ABRAMS, Kevon 3-2; TEAM 1-minus 14; WINN, Dresser 10-minus 31. Middle Tennessee-MOBLEY, Chaton 12-55; LEE, Ty 1-23; OHARA, Ashara 1-9; WEST, Terelle 4-7; TURNER, JOHN 1-2; O'HARA, Asher 1-minus 9; STOCKSTILL, B. 11-minus 10.

**PASSING:** UTM-WINN, Dresser 34-53-2-355; HUDSON, Joe 1-2-0-3. Middle Tennessee-STOCKSTILL, B. 25-34-0-407; O'HARA, Asher 0-0-0-0.

**RECEIVING:** UTM-WILLIAMS, Terry 10-70; HOWARD, Devonte 8-56; MOORE, Jaylon 7-113; GALLOWAY, LaDar 3-61; PHILLIPS JR, Be 3-24; PHILPOTT, Chris 1-25; DOWELL, Colton 1-8; WILLIAMS, Rodne 1-3; BOWE, Jaimiee 1-minus 2. Middle Tennessee-ANDERSON, Brad 6-141; SMITH, Patrick 5-87; LEE, Ty 4-24; WINDHAM, CJ 3-86; MOBLEY, Chaton 3-15; GARNETT, Ruben 1-28; MARSHALL, Jimmy 1-16; SHIFLETT, Luke 1-6; WEST, Terelle 1-4.

**INTERCEPTIONS:** UTM-None. Middle Tennessee-GRATE, Gregory 1-97; RAN-DOLPH, D. 1-0.

**FUMBLES:** UTM-None. Middle Tennessee-STOCKSTILL, B. 1-1.

GAME THREE

MIDDLE TENNESSEE	0	7	0	0	-	7
GEORGIA	14	28	7	0	-	49

Sept. 15, 2018 | Sanford Stadium | Athens, GA | 12:01 PM | Att: 92,746



TEAM STATISTICS

	MT	UGA
<b>FIRST DOWNS</b>	<b>14</b>	<b>23</b>
Rushing	10	11
Passing	4	10
Penalty	0	2
<b>NET YARDS RUSHING</b>	<b>158</b>	<b>261</b>
Rushing Attempts	38	35
Average Per Rush	4.2	7.5
Rushing Touchdowns	0	2
Yards Gained Rushing	160	279
Yards Lost Rushing	2	18
<b>NET YARDS PASSING</b>	<b>130</b>	<b>223</b>
Completions-Attempts-Int	20-30-1	17-21-0
Average Per Attempt	4.3	10.6
Average Per Completion	6.5	13.1
Passing Touchdowns	1	4
<b>TOTAL OFFENSE YARDS</b>	<b>288</b>	<b>484</b>
Total offense plays	68	56
Average Gain Per Play	4.2	8.6
Fumbles: Number-Lost	1-1	1-0
Penalties: Number-Yards	3-35	7-54
<b>PUNTS-YARDS</b>	<b>6-276</b>	<b>3-138</b>
Average Yards Per Punt	46.0	46.0
Net Yards Per Punt	31.0	37.0
Inside 20	4	1
50+ Yards	2	1
Touchbacks	0	1
Fair catch	1	1
<b>KICKOFFS-YARDS</b>	<b>2-110</b>	<b>8-520</b>
Average Yards Per Kickoff	55.0	65.0
Net Yards Per Kickoff	39.5	40.0
Touchbacks	1	8
Fair Catch Yards	0	0
Punt returns: Number-Yards-TD	1-7-0	2-90-1
Average Per Return	7.0	45.0
Kickoff returns: Number-Yds-TD	0-0-0	1-6-0
Average Per Return	0.0	6.0
Interceptions: Number-Yds-TD	0-0-0	1-26-0
Fumble Returns: Number-Yds-TD	0-0-0	1-7-0
Miscellaneous Yards	0	0
Possession Time	31:50	28:10
1st Quarter	4:38	10:22
2nd Quarter	8:23	6:37
3rd Quarter	10:24	4:36
4th Quarter	8:25	6:35
Third-Down Conversions	7 of 17	7 of 11
Fourth-Down Conversions	2 of 4	0 of 0
Red-Zone Scores-Chances	0-0	5-5
Touchdowns	0-0	5-5
Field goals	0-0	0-5
Sacks By: Number-Yards	2-11	0-0
PAT Kicks	1-1	7-7
Field Goals	0-0	0-0
Points off turnovers	0	7

Game Notes

- Senior wide receiver Patrick Smith, who is coming off an 87-yard, three touchdown game against UT-Martin, followed up strong at Georgia. Smith hauled in a career-best nine receptions for 77 yards and a touchdown. Smith's previous high was seven catches against Louisiana Tech in 2016.
- True freshman safety Gregory Grate earned his first collegiate start today against Georgia and did not disappoint. The Miami, FL, native registered a career-high nine tackles, including five solos. Grate was coming off a seven tackle game in the win over UT-Martin.
- Punter Matt Bonadies, a Ray Guy Award Watch List candidate, returned to his home state and enjoyed a solid outing. Bonadies, from Buford, Ga., had six punts for a 46-yard average. Bonadies had two punts of 50 yards or longer and four of his six efforts were inside the Georgia 15-yard-line.
- WR Casey Gatlin played in his first MT game today ... LB Avery Jones played in his first game as a Raider today as well ... Mecole Hardman's 70-yard punt return for a TD in the second quarter was the first allowed by MT since BYU in 2013 ... With under a minute to play in the first half, LB Khalil Brooks was ejected for targeting.

BLUE RAIDERS FALL AT #3 GEORGIA

ATHENS - Middle Tennessee was tasked with facing its toughest competition of the season and couldn't stand up against the No. 3 Georgia Bulldogs, falling 49-7.

Georgia (3-0) controlled the Blue Raiders (1-2) in almost every aspect of the game in front of a hostile crowd of over 92,000 at Sanford Stadium. However, MT head coach Rick Stockstill wanted his players to flush it after the contest.

"I'm proud of our team," he said. "Losing stinks, and we hurt, I hurt. But, I'm proud of that team in there, because it was tough sledding today ... [Georgia] showed why they're ranked where they are. They swallowed us up today."

It didn't take long to figure out which team was better on Saturday.

The defending national runners-up Bulldogs came out of the gates hot, scoring on their first drive of the game after running back Elijah Holyfield took a rush 66 yards to the MT 7-yard line.

As the first-quarter buzzer sounded, the Raiders found themselves in a 14-0 hole that would grow to 42-7 at the end of the first half.

"I thought we fought hard and competed ... but we kind of knew we were out-matched coming in and had to play a perfect game," redshirt senior quarterback Brent Stockstill said. "That's a really good team we just played."

The big plays MT allowed UGA was one of the storylines.

Georgia had seven offensive plays of 20 yards or more to go along with a 70-yard punt return for a touchdown.

On the flip side, Middle Tennessee had one play of more than 20 yards.

With just over seven minutes remaining in the second quarter, redshirt senior Brent Stockstill hit fellow senior Patrick Smith along the right side, and the Nashville native skirted down the sideline for a 41-yard TD.

It was just the second play Georgia has allowed this season of more than 25 yards, and it extended Stockstill's streak of consecutive games with a touchdown pass to 26, the second longest active streak in the country.

Stockstill finished 19 for 29 for 138 yards, one TD and an interception. Smith was his favorite receiver, catching nine balls for 77 yards and the score. On the ground, the Blue Raiders were led by redshirt junior Terelle West, who rushed for 74 yards on 17 carries.

Defensively, MT was led by freshman Gregory Grate Jr. In his first career start, the Miami, Florida native racked up a team-high nine tackles.

Redshirt senior Jahmal Jones added a solo sack, while senior Wesley Bush and sophomore Jordan Ferguson had a half sack apiece.

While the game didn't go as Middle Tennessee had hoped, afterwards its head coach stressed how it wasn't indicative of how the team will perform in Conference USA play. The Raiders will get a much-needed bye in Week 4 before opening C-USA play against defending champion FAU on Sept. 29.

"I've never doubted the toughness of this team," Rick Stockstill said. "I'm proud of the leadership of this team, and I still believe in this team. I told them that after the game."

SCORING SUMMARY

Q	Time	Team	Scoring Play
1st	11:24	G	Hardman 5 pass from Fromm (Blankenship PAT), 7-87, 3:36
1st	4:02	G	Holloman 11 pass from Fromm (Blankenship PAT), 5-49, 2:00
2nd	14:51	G	Simmons 56 run (Blankenship PAT), 6-94, 2:40
2nd	7:19	G	Hardman 70 punt return (Blankenship PAT)
2nd	4:21	MT	Smith 41 pass from Stockstill (Holt PAT), 8-75, 2:58
2nd	2:14	G	Ridley 12 pass from Fromm (Blankenship PAT), 4-74, 2:01
2nd	:23	G	Fields 15 run (Blankenship PAT), 5-59, :54
3rd	6:33	G	Stanley 9 pass from Fields (Blankenship PAT), 10-90, 4:36

STATISTICAL LEADERS

MIDDLE TENNESSEE VS GEORGIA

**RUSHING:** Middle Tennessee-WEST, Terelle 17-74; BOARD, Landon 7-30; STOCKSTILL, B. 5-19; ANDERSON, Brad 3-16; TURNER, John 3-10; MOBLEY, Chaton 2-9; CUNNINGHAM, C. 1-0. Georgia-E. Holyfield 8-100; Tyler Simmons 1-56; Brian Herrien 5-44; Justin Fields 3-31; D. Robertson 1-23; D'Andre Swift 4-12; Kearis Jackson 1-6; Prather Hudson 2-2; James Cook 5-1; TEAM 3-minus 3; Jake Fromm 2-minus 11.

**PASSING:** Middle Tennessee-STOCKSTILL, B. 19-29-1-138; LEE, Ty 1-1-0-minus 8. Georgia-Jake Fromm 10-12-0-128; Justin Fields 6-8-0-71; Matthew Downing 1-1-0-24.

**RECEIVING:** Middle Tennessee-SMITH, Patrick 9-77; ANDERSON, Brad 6-45; WINDHAM, CJ 1-6; WEST, Terelle 1-5; CASEY, Gatlin 1-4; LEE, Ty 1-1; STOCKSTILL, B. 1-minus 8. Georgia-Isaac Nauta 4-47; Mecole Hardman 4-21; J. Holloman 3-90; James Cook 2-37; Riley Ridley 1-12; Jayson Stanley 1-9; Charlie Woerner 1-4; Brian Herrien 1-3.

**INTERCEPTIONS:** Middle Tennessee-None. Georgia-Deandre Baker 1-26.

**FUMBLES:** Middle Tennessee-ANDERSON, Brad 1-1. Georgia-Jake Fromm 1-0.

GAME FOUR

FAU	14	7	3	0	-	24
MIDDLE TENNESSEE	0	10	7	8	-	25

Sept. 29, 2018 | Floyd Stadium | Murfreesboro, TN | 6:06 PM | Att: 17,299



TEAM STATISTICS

	FAU	MT
<b>FIRST DOWNS</b>	<b>22</b>	<b>22</b>
Rushing	12	8
Passing	8	14
Penalty	2	0
<b>NET YARDS RUSHING</b>	<b>272</b>	<b>137</b>
Rushing Attempts	55	36
Average Per Rush	4.9	3.8
Rushing Touchdowns	3	2
Yards Gained Rushing	285	155
Yards Lost Rushing	13	18
<b>NET YARDS PASSING</b>	<b>154</b>	<b>259</b>
Completions-Attempts-Int	17-28-1	27-40-1
Average Per Attempt	5.5	6.5
Average Per Completion	9.1	9.6
Passing Touchdowns	0	1
<b>TOTAL OFFENSE YARDS</b>	<b>426</b>	<b>396</b>
Total offense plays	83	76
Average Gain Per Play	5.1	5.2
Fumbles: Number-Lost	1-1	2-1
Penalties: Number-Yards	8-54	3-29
<b>PUNTS-YARDS</b>	<b>6-200</b>	<b>6-220</b>
Average Yards Per Punt	33.3	36.7
Net Yards Per Punt	33.3	36.7
Inside 20	2	4
50+ Yards	0	0
Touchbacks	0	0
Fair catch	3	2
<b>KICKOFFS-YARDS</b>	<b>5-242</b>	<b>5-249</b>
Average Yards Per Kickoff	48.4	49.8
Net Yards Per Kickoff	39.4	40.4
Touchbacks	0	1
Fair Catch Yards	40	18
Punt returns: Number-Yards-TD	0-0-0	0-0-0
Average Per Return	0.0	0.0
Kickoff returns: Number-Yds-TD	1-22-0	2-45-0
Average Per Return	22.0	22.5
Interceptions: Number-Yds-TD	1-5-0	1-16-0
Fumble Returns: Number-Yds-TD	0-0-0	0-0-0
Miscellaneous Yards	0	0
Possession Time	33:01	26:59
1st Quarter	9:45	5:15
2nd Quarter	6:58	8:02
3rd Quarter	7:43	7:17
4th Quarter	8:35	6:25
Third-Down Conversions	6 of 17	4 of 14
Fourth-Down Conversions	1 of 4	2 of 2
Red-Zone Scores-Chances	2-2	3-3
Touchdowns	2-2	2-3
Field goals	0-2	1-3
Sacks By: Number-Yards	1-5	0-0
PAT Kicks	3-3	2-2
Field Goals	1-1	1-3
Points off turnovers	0	0

Game Notes

- With 27 completions, QB Brent Stockstill has moved into 11th all-time in Conference USA history for career passes completed with 824, surpassing Tulane's Patrick Ramsey (798), FIU's Alex McGough (806) and Memphis' Danny Wimprine (808). His 259 passing yards on the night give him 9,933 career passing yards, enough to pass Rice's Chase Clement (9,785), WKU's Brandon Doughty (9,885) and UAB's Darrell Hackney (9,886) for 11th all-time in C-USA, while his second quarter touchdown pass gives him 85 in his career to tie Houston's Kevin Kolb for seventh in league history.

- WR Patrick Smith hauled in 89 receiving yards on five catches against the Owls, breaking his previous career high of 87 receiving yards from three weeks ago since UT Martin.

- Middle Tennessee's game-winning 2-point conversion was the Blue Raiders' first successful 2-point conversion since Nov. 5, 2016 against UTSA.

- After allowing FAU to top the 300-yard mark in the first half with 301 total yards, the Blue Raider defense held the Owls to just 125 total yards, only four first downs and one lone third down conversion in eight attempts after halftime.

BLUE RAIDERS UPSET C-USA FAVORITES

**MURFREESBORO** - Fresh off its bye week, Middle Tennessee started its Conference USA slate with a tough home matchup and came up with an unbelievable comeback win 25-24 over Florida Atlantic.

"This was a fantastic win," MT Head Coach Rick Stockstill said. "You beat a team like that, coming in the underdog ... and we played so hard and strained and competed and played our tails off and never gave up."

"This team showed a lot of mental and physical toughness tonight, and I'm really, really proud of them."

The defending C-USA champion Owls (2-3, 0-1) got up early but couldn't hold the Blue Raiders (2-2, 1-0) down in their annual Blackout Game and Hall of Fame Week-end.

FAU held a 21-3 lead in the first half and 24-10 third-quarter advantage, but the first career rushing score from sophomore Brad Anderson with a minute left in the third cut the deficit in half.

Then, after the 24-17 score lasted most of the fourth quarter, Middle Tennessee capped a nine-play, 43-yard drive with a Tavares Thomas 1-yard rushing touchdown on fourth down with 38 seconds remaining, bringing the blue and white to within 24-23.

Instead of going for the PAT and sending the game to overtime, Stockstill sent his offense back on the field for the two-point conversion and the win.

Redshirt senior quarterback Brent Stockstill took the snap and ran to his left, and after pumping a few times, he threw with a man in his face over the middle of the end zone. Graduate Gatlin Casey, who made his first start for the Raiders, was there, jumping and snagging the ball with his fingertips to give Middle Tennessee a 25-24 lead, its only lead of the game.

Senior safety Jovante Moffatt, who made his first start of the season after being out with an injury, intercepted an FAU pass on fourth down on the ensuing drive to ice it.

Moffatt led a defense that played like its hair was on fire in the second half.

After allowing 301 total yards (184 rushing) in the first half, the Blue Raiders gave up just 125 total in the second half and only three points.

The game plan going in was to contain defending C-USA Offensive MVP Devin "Motor" Singletary, who led the nation in rushing yards and touchdowns last season and has the most rushing TDs (12) in the country so far this year.

Singletary rushed for 79 yards and two touchdowns on 22 carries in the first half, but after halftime managed only 39 yards on 12 attempts.

"At halftime, we made the adjustments," MT defensive coordinator Scott Shafer said. "Hats off to the players, they did a nice job seeing where the voids were and how we could fix them with some checks and adjustments."

Moffatt finished with eight tackles and the interception, while his safety mate, sophomore Reed Blankenship, had a career-high 10 tackles and 1.5 tackles for loss after missing the Georgia game in Week 3 with an injury. Redshirt senior linebacker Darius Harris also had 10 tackles.

Offensively, Brent Stockstill finished 27 of 40 with 259 passing yards, a TD and an interception, and he led the team with 56 rushing yards. His favorite target through the air was Ty Lee with six catches for 62 yards, and senior Patrick Smith added a career-high 89 receiving yards on five catches. Thomas also had a rushing and receiving touchdown in his first game action since the season opener against Vanderbilt, and Anderson had 53 receiving and 51 rushing yards.

SCORING SUMMARY

Q	Time	Team	Scoring Play
1st	10:05	FAU	Singletary 1 run (Rivas PAT), 15-78, 4:55
1st	1:21	FAU	Singletary 10 run (Rivas PAT), 10-95, 3:37
2nd	5:00	MT	Holt 33 FG, 12-60, 5:03
2nd	2:12	FAU	Robison 45 run (Rivas PAT), 7-74, 2:48
2nd	1:23	MT	Thomas 1 pass from Stockstill (Holt PAT), 5-65, :49
3rd	9:00	FAU	Rivas 44 FG, 4-1, 1:48
3rd	1:02	MT	Anderson 29 run (Holt PAT), 3-40, 1:09
4th	:38	MT	Thomas 1 run (Casey pass from Stockstill), 9-43, 3:07

STATISTICAL LEADERS

MIDDLE TENNESSEE VS FAU

**RUSHING:** FAU-SINGLETARY, D 34-118; WHYTE, Kerrith 9-72; ROBISON, Chris 9-59; DURANTE, Jovon 1-13; WRIGHT, Willie 2-10. Middle Tennessee-STOCKSTILL, B. 14-56; ANDERSON, Brad 10-51; THOMAS, Tavares 12-30.

**PASSING:** FAU-ROBISON, Chris 17-27-1-154; STOSHAK, Jake 0-1-0-0. Middle Tennessee-STOCKSTILL, B. 27-40-1-259.

**RECEIVING:** FAU-WRIGHT, Willie 4-33; BRYANT, Harris 4-26; DURANTE, Jovon 3-53; RAINE, John 3-14; HARRISON, T 2-28; SINGLETARY, D 1-0. Middle Tennessee-LEE, Ty 6-62; SMITH, Patrick 5-89; ANDERSON, Brad 5-53; SALTER, Tavonn 5-34; THOMAS, Tavares 4-7; SHIFLETT, Luke 1-8; CASEY, Gatlin 1-6.

**INTERCEPTIONS:** FAU-SMITH, Rashad 1-5. Middle Tennessee-MOFFATT, J. 1-minus 16.

**FUMBLES:** FAU-ROBISON, Chris 1-1. Middle Tennessee-STOCKSTILL, B. 2-1.

GAME FIVE

MIDDLE TENNESSEE	3	7	14	10	-	34
MARSHALL	3	14	0	7	-	24

Oct. 5, 2018 | J. Edwards Stadium | Huntington, WV | 6:32 PM | Att: 25,979



TEAM STATISTICS

	MT	MU
<b>FIRST DOWNS</b>	<b>25</b>	<b>28</b>
Rushing	8	14
Passing	13	9
Penalty	4	5
<b>NET YARDS RUSHING</b>	<b>103</b>	<b>209</b>
Rushing Attempts	35	53
Average Per Rush	2.9	3.9
Rushing Touchdowns	2	1
Yards Gained Rushing	144	260
Yards Lost Rushing	41	51
<b>NET YARDS PASSING</b>	<b>317</b>	<b>173</b>
Completions-Attempts-Int	25-40-0	17-35-1
Average Per Attempt	7.9	4.9
Average Per Completion	12.7	10.2
Passing Touchdowns	2	2
<b>TOTAL OFFENSE YARDS</b>	<b>420</b>	<b>382</b>
Total offense plays	75	88
Average Gain Per Play	5.6	4.3
Fumbles: Number-Lost	1-1	2-2
Penalties: Number-Yards	11-127	6-59
<b>PUNTS-YARDS</b>	<b>4-180</b>	<b>3-142</b>
Average Yards Per Punt	45.0	47.3
Net Yards Per Punt	43.2	34.0
Inside 20	2	0
50+ Yards	1	2
Touchbacks	0	2
Fair catch	2	0
<b>KICKOFFS-YARDS</b>	<b>7-392</b>	<b>4-256</b>
Average Yards Per Kickoff	56.0	64.0
Net Yards Per Kickoff	32.7	38.5
Touchbacks	0	3
Fair Catch Yards	0	0
Punt returns: Number-Yards-TD	0-0-0	1-7-0
Average Per Return	0.0	7.0
Kickoff returns: Number-Yds-TD	1-27-0	7-163-0
Average Per Return	27.0	23.3
Interceptions: Number-Yds-TD	1-7-0	0-0-0
Fumble Returns: Number-Yds-TD	0-0-0	0-0-0
Miscellaneous Yards	0	0
Possession Time	29:24	30:36
1st Quarter	8:24	6:36
2nd Quarter	6:13	8:47
3rd Quarter	7:55	7:05
4th Quarter	6:52	8:08
Third-Down Conversions	4 of 12	8 of 17
Fourth-Down Conversions	1 of 1	4 of 4
Red-Zone Scores-Chances	6-6	4-4
Touchdowns	4-6	3-4
Field goals	2-6	1-4
Sacks By: Number-Yards	6-46	5-37
PAT Kicks	4-4	3-3
Field Goals	2-2	1-2
Points off turnovers	10	3

Game Notes

- With a 25-yard pass to Casey Gatlin, senior quarterback Brent Stockstill topped the 10,000-yard mark for his career which is a Blue Raider record. Stockstill is now one of just 11 quarterbacks in the history of Conference USA to pass for over 10,000 yards in a career. He is also just the 24th player in NCAA history to reach 10,000 yards
- Safety Jovante Moffatt turned in a career performance with his 17-tackle performance against The Herd. Moffatt's previous high was 15 against FAU (2017). Moffatt also forced a fumble that led to first-half points for the Blue Raiders. It was only Moffatt's second game of the season. His 17 stops were just three off Middle Tennessee's single-game Top 10 list
- One week after limiting Florida Atlantic to 125 yards and no touchdowns in the second half last week, the Blue Raider defense proved dominant in the second half once again at Marshall Friday night. The blue-clad stop squad held Marshall to 149 yards and seven points in the second half as Middle Tennessee erased a 17-10 halftime deficit. More importantly, the defense was huge in the decisive third quarter when it held Marshall to 59 yards

BLUE RAIDERS SECURE GUTSY ROAD WIN AT MARSHALL HUNTINGTON

- Middle Tennessee has liked coming out of the locker room after halftime during Conference USA play.

On Friday night for the second week in a row, the Blue Raiders (3-2, 2-0) dominated a C-USA title contender in the last two quarters, this time leading to a 34-24 win at Marshall (3-2, 1-1).

The win was the first ever for MT in Huntington, breaking an 0-4 mark all-time at Joan C. Edwards Stadium, and it also gave Middle Tennessee an early solo East Division lead.

Marshall controlled things in the first half with its big nasties up front on both sides of the ball. At the break, the Thundering Herd led 17-10, and they had gotten to Raider quarterback Brent Stockstill for five sacks while rushing on offense for 167 yards and a 5.2-yard average.

Just like in their C-USA opener the week prior when they outscored preseason C-USA favorite FAU 15-3 to take a 25-24 win, the Blue Raiders came out in the second half on a mission.

The Middle Tennessee defense held Marshall to just 149 total yards in the final two quarters, and the Raiders didn't give up a sack on offense, allowing Stockstill and his weapons to turn on the heat.

The southpaw signal caller led the Blue Raiders to 24 unanswered points in the second half, finishing 25 of 40 for 317 yards and two touchdowns through the air and running for another 31 yards and a TD. He also went over 10,000 yards passing for his career, the first MT player to accomplish that feat and just the 24th in NCAA history.

Stockstill wasn't stingy with who he threw the ball to, either. Eight players caught at least one pass, led by graduate senior Gatlin Casey's six receptions for 54 yards. Junior Ty Lee led the way in receiving yards with 67 on four grabs, and seniors Patrick Smith and Tavares Thomas had TD catches.

Thomas also came alive in the second half on the ground, rushing for 32 of his team-high 42 yards after halftime. He also had a rushing TD for his second of the night.

Leading the way defensively for the Blue Raiders was senior safety Jovante Moffatt. In his second game of the season after missing the first three recovering from offseason surgery, he racked up a career-high 17 tackles to go with a forced fumble.

His safety mate, sophomore Reed Blankenship, added 14 tackles, and linebackers Darius Harris and Khalil Brooks were also in double digits with 12 and 11, respectively. Harris, Brooks (two), Trae Philpots and DQ Thomas (two) also had sacks, and Harris forced a fumble. Wesley Bush intercepted a pass.

SCORING SUMMARY

Q	Time	Team	Scoring Play
1st	9:42	MT	Holt 34 FG, 15-59, 5:18
1st	2:14	MU	Rohrwasser 33 FG, 10-42, 4:14
2nd	13:25	MU	Anderson 1 run (Rohrwasser PAT), 10-87, 2:42
2nd	1:09	MT	Stockstill 5 run (Holt PAT), 5-67, :54
2nd	:17	MU	Levias 11 pass from Thomson (Rohrwasser PAT), 8-66, :52
3rd	8:20	MT	Smith 2 pass from Stockstill (Holt PAT), 12-74, 3:21
3rd	2:00	MT	Thomas 8 run (Holt PAT), 11-80, 4:34
4th	11:35	MT	Thomas 18 pass from Stockstill (Holt PAT), 6-54, 2:42
4th	6:27	MT	Holt 18 FG, 6-26, 2:58
4th	2:37	MU	Obialo 10 pass from Thomson (Rohrwasser PAT), 12-67, 3:46

STATISTICAL LEADERS

MIDDLE TENNESSEE VS MARSHALL

**RUSHING:** Middle Tennessee-THOMAS, Tavares 15-42; STOCKSTILL, B. 13-31; ANDERSON, Brad 5-24; WEST, Terelle 2-6. MARSHALL-KING, Tyler 27-165; ANDERSON, A. 17-77; THOMSON, Alex 9-minus 33.

**PASSING:** Middle Tennessee-STOCKSTILL, B. 25-40-0-317. MARSHALL-THOMSON, Alex 17-34-1-173; TEAM 0-1-0-0.

**RECEIVING:** Middle Tennessee-CASEY, Gatlin 6-54; LEE, Ty 4-67; ANDERSON, Brad 4-45; SMITH, Patrick 4-26; BRUCE, Jocquez 2-47; SALTER, Tavonn 2-39; THOMAS, Tavares 2-37; WATKINS, Ty 1-2. MARSHALL-BRADY, Tyre 6-58; OBIALO, Obi 6-49; LEVIAS, Armani 2-23; JOHNSON, Willie 1-21; WILLIAMS, M. 1-13; HENRY, Artie 1-9.

**INTERCEPTIONS:** Middle Tennessee-BUSH, Wesley 1-7. MARSHALL-None.

**FUMBLES:** Middle Tennessee-STOCKSTILL, B. 1-1. MARSHALL-KING, Tyler 1-1; THOMSON, Alex 1-1.

GAME SIX

MIDDLE TENNESSEE	0	14	7	0	-	21
FIU	3	10	0	11	-	24

Oct. 13, 2018 | Riccardo Silva Stadium | Miami, FL | 6:34 PM | Att: 16,002



TEAM STATISTICS

	MT	FIU
<b>FIRST DOWNS</b>	<b>21</b>	<b>21</b>
Rushing	11	6
Passing	8	11
Penalty	2	4
<b>NET YARDS RUSHING</b>	<b>187</b>	<b>70</b>
Rushing Attempts	40	34
Average Per Rush	4.7	2.1
Rushing Touchdowns	3	0
Yards Gained Rushing	198	94
Yards Lost Rushing	11	24
<b>NET YARDS PASSING</b>	<b>142</b>	<b>311</b>
Completions-Attempts-Int	15-27-1	27-36-0
Average Per Attempt	5.3	8.6
Average Per Completion	9.5	11.5
Passing Touchdowns	0	2
<b>TOTAL OFFENSE YARDS</b>	<b>329</b>	<b>381</b>
Total offense plays	67	70
Average Gain Per Play	4.9	5.4
Fumbles: Number-Lost	0-0	0-0
Penalties: Number-Yards	5-52	7-49
<b>PUNTS-YARDS</b>	<b>4-154</b>	<b>1-54</b>
Average Yards Per Punt	38.5	54.0
Net Yards Per Punt	38.5	29.0
Inside 20	3	0
50+ Yards	0	1
Touchbacks	0	0
Fair catch	2	0
<b>KICKOFFS-YARDS</b>	<b>4-204</b>	<b>5-325</b>
Average Yards Per Kickoff	51.0	65.0
Net Yards Per Kickoff	35.5	40.0
Touchbacks	0	5
Fair Catch Yards	19	0
Punt returns: Number-Yards-TD	1-25-0	0-0-0
Average Per Return	25.0	0.0
Kickoff returns: Number-Yds-TD	0-0-0	3-62-0
Average Per Return	0.0	20.7
Interceptions: Number-Yds-TD	0-0-0	1-20-0
Fumble Returns: Number-Yds-TD	0-0-0	0-0-0
Miscellaneous Yards	0	0
Possession Time	25:33	34:27
1st Quarter	5:23	9:37
2nd Quarter	7:51	7:09
3rd Quarter	6:17	8:43
4th Quarter	6:02	8:58
Third-Down Conversions	9 of 16	11 of 18
Fourth-Down Conversions	2 of 2	1 of 2
Red-Zone Scores-Chances	3-4	0-2
Touchdowns	3-4	0-2
Field goals	0-4	0-2
Sacks By: Number-Yards	1-5	1-5
PAT Kicks	3-3	1-1
Field Goals	0-0	3-4
Points off turnovers	0	0

Game Notes

- Backup quarterback Asher O'Hara came in during the second quarter for an injured Brent Stockstill and did a solid job in his first extensive action as a Blue Raider. O'Hara, who did not arrive on campus until August from the College of DuPage, directed two straight touchdown drives. The sophomore finished with 114 yards passing on nine completions while also rushing for 85 yards.
- Middle Tennessee engineered its second 90 or more yard drive this season when they went 92 yards for its first touchdown against FIU. It went down as the 25th 90 or more yard drive under Rick Stockstill.
- Senior running back Tavares Thomas has enjoyed getting into conference play. In three games he has scored six touchdowns to lead the Blue Raiders. He had two against FAU, two against Marshall and two more tonight against FIU. He now has 15 touchdowns in his two seasons (basically 14 games).

BLUE RAIDERS SUFFER TOUGH LOSS LATE AT FIU

MIAMI - Plenty was stacked against Middle Tennessee on the road at FIU, and the Blue Raiders couldn't hold a late lead, falling 24-21.

The Blue Raiders (3-3, 2-1) lost quarterback Brent Stockstill, running back Brad Anderson, safety Jovante Moffatt and offensive lineman Chandler Brewer for parts of the game, and they couldn't overcome the losses against the Panthers (4-2, 2-0) on their homecoming.

Middle Tennessee led 14-13 at halftime and grew the advantage to 21-13 in the third quarter, and the lead lasted all the way until just under four minutes left in the ballgame.

After a Panther field goal with 10:43 remaining, FIU capped a 10-play, 84-yard drive with a 23-yard touchdown from quarterback James Morgan to wideout C.J. Worton. A successful two-point conversion brought the score to 24-21 in favor of the Panthers, their first lead since the game was 3-0 early in the second quarter.

With 3:55 left on the clock, backup quarterback Asher O'Hara orchestrated a good drive following the FIU touchdown, getting MT all the way to the Panthers' 15-yard line. He was intercepted in the back of the end zone, however, to end the comeback chance. It was the only turnover of the game for either side.

The sophomore quarterback was gutsy in relief of Stockstill. He completed nine-of-20 passes for 114 yards and the interception and ran 21 times for a team-high 85 yards and a touchdown.

Middle Tennessee's defense also did its best to step up with its offense limping, holding down a good FIU offense despite being on the field for over 34 minutes of game time.

The Blue Raiders held the Panthers, who went in as the second-highest scoring team in C-USA (38.2 per game), to just 70 yards rushing, 115 below their season rushing average that was ranked third in the league.

Sophomore safety Reed Blankenship led the way on defense with 11 tackles for Middle Tennessee, while DQ Thomas had a sack.

On the offensive side, junior Ty Lee finished with five catches for 74 yards, and senior Tavares Thomas rushed for 26 yards and two touchdowns. Thomas has scored six touchdowns in the last three games combined.

SCORING SUMMARY

Q	Time	Team	Scoring Play
1st	10:58	FIU	Borregales 44 FG, 9-32, 4:02
2nd	9:06	MT	Thomas 7 run (Holt PAT), 22-92, 8:52
2nd	2:33	FIU	Thornton 26 pass from Morgan (Borregales PAT), 13-77, 6:33
2nd	:36	MT	O'Hara 11 run (Holt PAT), 8-75, 1:57
2nd	:00	FIU	Borregales 53 FG, 5-35, :36
3rd	8:09	MT	Thomas 2 run (Holt PAT), 4-45, 1:40
4th	10:43	FIU	Borregales 45 FG, 12-42, 6:03
4th	3:55	FIU	Worton 23 pass from Morgan (Alexander pass to Gaiter), 10-84, 4:07

STATISTICAL LEADERS

MIDDLE TENNESSEE VS FIU

**RUSHING:** Middle Tennessee-O'HARA, Asher 21-85; STOCKSTILL, B. 3-39; ANDERSON, Brad 4-31; THOMAS, Tavares 10-26; WEST, Terelle 1-4; BRUCE, Jocquez 1-2. FIU-MAXWELL, N. 13-45; PRICE, D'Vonte 9-31; PHILLIPS, S. 5-9; ALEXANDER, M. 3-minus 2; TEAM 1-minus 2; MORGAN, James 2-minus 4; SCOTT, Darrius 1-minus 7.

**PASSING:** Middle Tennessee-O'HARA, Asher 9-20-1-114; STOCKSTILL, B. 6-7-0-28. FIU-MORGAN, James 27-36-0-311.

**RECEIVING:** Middle Tennessee-LEE, Ty 5-74; SMITH, Patrick 3-19; CASEY, Gatlin 2-16; THOMAS, Tavares 2-0; SHIFLETT, Luke 1-17; ANDERSON, Brad 1-11; BRUCE, Jocquez 1-5. FIU-SINGLETON, B. 8-81; WORTON, C. 5-113; MALONEY, Austin 4-51; PALMER, S. 3-22; GAITER IV, Tony 2-5; THORNTON, S. 1-26; PHILLIPS, S. 1-4; ALEXANDER, M. 1-4; THOMAS, Ivan 1-3; SCOTT, Darrius 1-2.

**INTERCEPTIONS:** Middle Tennessee-None. FIU-CUSHION III, O. 1-20.

**FUMBLES:** Middle Tennessee-None. FIU-None.

GAME SEVEN

<b>CHARLOTTE</b>	<b>6</b>	<b>0</b>	<b>0</b>	<b>7</b>	<b>-</b>	<b>13</b>
<b>MIDDLE TENNESSEE</b>	<b>0</b>	<b>14</b>	<b>0</b>	<b>7</b>	<b>-</b>	<b>21</b>

Oct. 20, 2018 | Floyd Stadium | Murfreesboro, TN | 2:04 PM | Att: 13,102



TEAM STATISTICS

	CHA	MT
<b>FIRST DOWNS</b>	<b>19</b>	<b>9</b>
Rushing	10	3
Passing	8	6
Penalty	1	0
<b>NET YARDS RUSHING</b>	<b>150</b>	<b>33</b>
Rushing Attempts	39	32
Average Per Rush	3.8	1.0
Rushing Touchdowns	1	0
Yards Gained Rushing	192	76
Yards Lost Rushing	42	43
<b>NET YARDS PASSING</b>	<b>209</b>	<b>111</b>
Completions-Attempts-Int	20-40-2	14-20-1
Average Per Attempt	5.2	5.6
Average Per Completion	10.4	7.9
Passing Touchdowns	1	3
<b>TOTAL OFFENSE YARDS</b>	<b>359</b>	<b>144</b>
Total offense plays	79	52
Average Gain Per Play	4.5	2.8
Fumbles: Number-Lost	1-0	3-1
Penalties: Number-Yards	5-40	2-20
<b>PUNTS-YARDS</b>	<b>6-224</b>	<b>9-391</b>
Average Yards Per Punt	37.3	43.4
Net Yards Per Punt	37.2	42.4
Inside 20	2	6
50+ Yards	0	1
Touchbacks	0	0
Fair catch	1	5
<b>KICKOFFS-YARDS</b>	<b>2-130</b>	<b>4-230</b>
Average Yards Per Kickoff	65.0	57.5
Net Yards Per Kickoff	40.0	51.2
Touchbacks	2	0
Fair Catch Yards	0	0
Punt returns: Number-Yards-TD	2-9-0	1-1-0
Average Per Return	4.5	1.0
Kickoff returns: Number-Yds-TD	3-25-0	0-0-0
Average Per Return	8.3	0.0
Interceptions: Number-Yds-TD	1-8-0	2-36-0
Fumble Returns: Number-Yds-TD	0-0-0	0-0-0
Miscellaneous Yards	0	0
Possession Time	37:05	22:55
1st Quarter	9:53	5:07
2nd Quarter	7:34	7:26
3rd Quarter	12:05	2:55
4th Quarter	7:33	7:27
Third-Down Conversions	8 of 19	3 of 13
Fourth-Down Conversions	0 of 3	0 of 0
Red-Zone Scores-Chances	0-1	1-2
Touchdowns	0-1	1-2
Field goals	0-1	0-2
Sacks By: Number-Yards	3-22	4-21
PAT Kicks	1-1	3-3
Field Goals	0-2	0-0
Points off turnovers	0	14

Game Notes

- Ray Guy Watch List member Matt Bonadies logged a 68-yard punt for the Blue Raiders in the first quarter, besting his previous career long punt of 64 yards which came at Minnesota in 2017.
- Junior WR Ty Lee's two first half touchdown catches makes him tied for seventh in the Blue Raider record book with 16 career touchdown receptions.
- With 2.5 tackles for loss against Charlotte LB Khalil Brooks now has 27 for his career, the 10th most in Blue Raider history.
- The Blue Raiders are now 18-4 at Floyd Stadium in C-USA games.

RAIDERS GET DEFENSIVE IN HOMECOMING WIN

**MURFREESBORO** - It wasn't pretty, but Middle Tennessee captured a homecoming victory over Charlotte 21-13.

The rebound for the Blue Raiders (4-3, 3-1) after their loss to FIU the week prior was much-needed to keep track in the Conference USA East Division standings. With the win, MT is now 4-0 all-time against Charlotte, including a 2-0 mark at home.

"Really, really happy and proud of our team," Raider Head Coach Rick Stockstill said. "It was a great win, and we knew it was going to be a four-quarter game coming in here. That's what we got.

"Let's dance ... we won, and there's nothing to be mad about. That was a great win, and it's hard to win football games, it doesn't matter who you play. I'm fired up."

Middle Tennessee's offense struggled for most of the game to find consistency against a Charlotte defense that went into the game ranked third in C-USA in total yards (329.8 allowed per game). The Blue Raiders managed just 144 total yards (33 rushing).

Luckily, the blue and white were gifted with a heck of a game from their defense. The 49ers scored on their first drive via a 57-yard rush by C-USA second-leading rusher Benny LeMay, but that's all MT would allow until a garbage-time touchdown with just over a minute left in the contest.

Charlotte was forced to punt six times, turned the ball over on downs three times, missed two field goals and gifted Middle Tennessee with two turnovers on 13 drives between the TDs. The Blue Raiders finished with four sacks and nine tackles for loss.

"No matter what, we just try to put the ball down and play defense," redshirt junior linebacker Khalil Brooks said. "We take pride in everything we do ... and believe in running to the ball to lead to gang tackles. We were pretty good at that today."

The 6-0 Charlotte lead after LeMay's rushing touchdown in the first quarter lasted all the way until the 6:23 mark of the second, when redshirt senior quarterback Brent Stockstill hit junior Ty Lee for a 29-yard score to give MT a 7-6 advantage.

Before the seven-play, 69-yard drive, Middle Tennessee had managed just 15 total yards in 16 plays with only one first down. The long drive seemed to jumpstart the whole team at the right time.

In the subsequent Charlotte possession, quarterback Evan Shirreffs was picked off by MT senior safety Wesley Bush, who was playing in place of fellow senior Jovante Moffatt.

Bush returned the interception to the 49er 15-yard line, and five plays later, Stockstill hit Lee for 5 yards for the duo's second TD of the game.

"There were some big plays that helped us out a lot and really changed the momentum of the game," Bush said. "I wish we could've capitalized as a defense by scoring on them, but we gave it to our offense and they did a good job with it."

The Blue Raiders would take advantage of another interception, this time by O.J. Johnson, in the fourth quarter, pushing the lead to 21-6 after a short, 22-yard drive.

Middle Tennessee's defense was led in the tackles department by Brooks, DQ Thomas, Bush and Darrius Harris with six apiece. Harris, Malik Manciel, Tyshun Render and Trae Philpots each had a sack, and Brooks had 2.5 tackles for loss to lead the team.

Offensively, Brent Stockstill finished 14-for-20 passing for 111 yards, three TDs and an interception, and he also lost a fumble. Lee had six catches for 60 yards and two scores, his first two TDs of the season, and graduate Gatlin Casey had two catches, 30 yards and a TD.

It wasn't the most impressive game for the MT offense, but its starting QB isn't worried moving forward.

"We'll be ok," said Brent Stockstill, who was hobbled all week with an ankle injury suffered against FIU. "We have a good offense, and we've proved that earlier this year. We'll just have to bounce back and have a good week, but all we care about is winning."

SCORING SUMMARY

Q	Time	Team	Scoring Play
1st	12:58	CHA	LeMay 57 run (pass failed), 3-64, 1:31
2nd	6:23	MT	Lee 29 pass from Stockstill (Holt PAT), 7-69, 3:04
2nd	4:24	MT	Lee 5 pass from Stockstill (Holt PAT), 5-15, 1:42
4th	9:29	MT	Casey 25 pass from Stockstill, TM fumble not lost (Holt PAT), 2-22, :58
4th	1:27	CHA	Quattlebaum 23 pass from Shirreffs (Cruz PAT), 7-87, 2:04

STATISTICAL LEADERS

MIDDLE TENNESSEE VS CHARLOTTE

**RUSHING:** LEMAY, Benny 19-129; MCALLISTER, A. 8-38; CAMP, Calvin 3-5; KOFA, Workpeh 1-0; SHIRREFFS, Evan 7-minus 8; Team 1-minus 14. Middle Tennessee-THOMAS, Tavares 10-36; WEST, Terelle 5-9; MOBLEY, Chaton 2-4; STOCKSTILL, B. 10-3; GORDON, Maurice 1-minus 1; LEE, Ty 1-minus 3; TEAM 3-minus 15.

**PASSING:** Charlotte-SHIRREFFS, Evan 20-40-2-209. Middle Tennessee-STOCKSTILL, B. 14-20-1-111.

**RECEIVING:** Charlotte-TUCKER, Victor 6-48; KOFA, Workpeh 4-43; LEMAY, Benny 3-58; QUATTLEBAUM, M. 3-33; PHILLIPS, Chris 2-4; CARRIERE, Ryan 1-23; DOLLAR, Cameron 1-0. Middle Tennessee-LEE, Ty 6-60; THOMAS, Tavares 3-10; CASEY, Gatlin 2-30; MOBLEY, Chaton 1-6; SMITH, Patrick 1-3; WEST, Terelle 1-2.

GAME EIGHT

MIDDLE TENNESSEE	17	14	14	6	-	51
OLD DOMINION	7	3	7	0	-	17

Oct. 27, 2018 | Ballard Stadium | Norfolk, VA | 2:34 PM | Att: 19,725



TEAM STATISTICS

	MT	ODU
<b>FIRST DOWNS</b>	<b>26</b>	<b>21</b>
Rushing	9	9
Passing	12	11
Penalty	5	1
<b>NET YARDS RUSHING</b>	<b>208</b>	<b>187</b>
Rushing Attempts	38	35
Average Per Rush	5.5	5.3
Rushing Touchdowns	3	0
Yards Gained Rushing	226	204
Yards Lost Rushing	18	17
<b>NET YARDS PASSING</b>	<b>280</b>	<b>333</b>
Completions-Attempts-Int	25-33-1	26-35-3
Average Per Attempt	8.5	9.5
Average Per Completion	11.2	12.8
Passing Touchdowns	2	2
<b>TOTAL OFFENSE YARDS</b>	<b>488</b>	<b>520</b>
Total offense plays	71	70
Average Gain Per Play	6.9	7.4
Fumbles: Number-Lost	0-0	2-2
Penalties: Number-Yards	5-38	9-101
<b>PUNTS-YARDS</b>	<b>1-34</b>	<b>1-43</b>
Average Yards Per Punt	34.0	43.0
Net Yards Per Punt	25.0	43.0
Inside 20	0	0
50+ Yards	0	0
Touchbacks	0	0
Fair catch	0	1
<b>KICKOFFS-YARDS</b>	<b>8-418</b>	<b>4-210</b>
Average Yards Per Kickoff	52.2	52.5
Net Yards Per Kickoff	37.1	40.0
Touchbacks	1	2
Fair Catch Yards	24	41
Punt returns: Number-Yards-TD	0-0-0	1-9-0
Average Per Return	0.0	9.0
Kickoff returns: Number-Yds-TD	0-0-0	5-96-0
Average Per Return	0.0	19.2
Interceptions: Number-Yds-TD	3-137-2	1-0-0
Fumble Returns: Number-Yds-TD	1-4-0	0-0-0
Miscellaneous Yards	0	0
Possession Time	33:39	26:21
1st Quarter	8:25	6:35
2nd Quarter	9:05	5:55
3rd Quarter	7:05	7:55
4th Quarter	9:04	5:56
Third-Down Conversions	7 of 14	6 of 12
Fourth-Down Conversions	1 of 3	0 of 2
Red-Zone Scores-Chances	3-4	2-7
Touchdowns	2-4	1-7
Field goals	1-4	1-7
Sacks By: Number-Yards	2-8	1-8
PAT Kicks	6-6	2-2
Field Goals	1-2	1-1
Points off turnovers	20	0

Game Notes

- The win over ODU gives the Blue Raiders a 4-1 mark in Conference USA play. That marks the best start in C-USA play since MT joined the league in 2013. The previous best starts after five games was 3-2 set in 2014, 2015, and 2016.
- Terelle West registered his second career 100-yard rushing game today and both have come against Old Dominion. West rushed for 170 yards against the Monarchs in 2017 then had 120 today. It marks the first 100-yard game of the season for the Blue Raiders.
- Just before the end of the first half sophomore Reed Blankenship picked off an ODU pass in the endzone and returned it 100 yards for the touchdown. It matched the longest INT return in school history with a 100 yard return by Ray Oldham against Chattanooga in 1970. It also marked the 10th time in Conference USA history an interception has been returned 100 yards. It was Blankenship's first int of the season and the third of his career.
- After struggling all season with only one explosive play of over 70 yards, Middle Tennessee unloaded on the Monarchs Saturday with three. Reed Blankenship had a 100-yard INT return, Terelle West had a 71-yard touchdown run and Gatlin Casey reeled in a 70-yard touchdown pass.

RAIDERS USE BIG PLAYS TO POUND MONARCHS

NORFOLK - Everything came together perfectly for Middle Tennessee, leading to a big win at Old Dominion.

On the Monarchs' homecoming, MT found its offensive rhythm and forced five turnovers, three in the red zone, to leave with a dominating 51-17 win.

The Blue Raiders (5-3, 4-1) are now 3-0 all-time against ODU (2-7, 1-5) and kept pace half a game behind FIU for the C-USA East Division lead.

It was all Middle Tennessee from the start, as it jumped to a 17-0 lead in the first quarter before the Monarchs finally got on the board with 34 seconds left in the frame.

ODU cut the lead to 17-10 with a field goal early in the second quarter, but that's as close as it would get.

MT redshirt senior quarterback Brent Stockstill capped an eight-play, 75-yard drive with a 1-yard rushing touchdown with 3:18 left in the first half, and as time expired in the quarter, sophomore safety Reed Blankenship picked off a pass in the end zone and returned it 100 yards for a TD.

The pick six was tied for the longest in program history and brought the halftime score to 31-10, putting Middle Tennessee in cruise control in the second half.

A couple of long Stockstill TD passes, one for 70 yards and another for 39, pushed the lead further out of reach to 45-10 in the third quarter.

ODU's defense, which went into the game giving up 514 yards and 38.5 points per game to rank in the bottom 10 of FBS teams, had no answer for the Blue Raider offense. MT finished with 488 total yards, setting a new season high for total offense and rushing yards (208).

Stockstill finished 25-of-32 passing for 280 yards and three total TDs (two passing), with Gatlin Casey catching four balls for 90 yards and a TD and Ty Lee grabbing five passes for 69 yards and a score. Junior Terelle West paced the rushing attack with 13 attempts for 120 yards and a TD.

It wasn't all offense for Middle Tennessee, though. Its defense may have given up 520 total yards, but it forced five turnovers that led to 20 points, the most critical being the Blankenship pick-six that turned a potential 24-17 halftime score into 31-10.

Wesley Bush also had a pick-six of 37 yards in the fourth quarter to put the finishing touches on the game.

Blankenship finished with a career-high 17 total tackles to lead the team and also had a sack and three tackles for loss to go with the pick. Graduate defensive back Cordell Hudson added an interception and forced fumble, which was recovered by Khalil Brooks.

SCORING SUMMARY

Q	Time	Team	Scoring Play
1st	8:15	MT	Holt 32 FG, 16-61, 6:45
1st	6:02	MT	West 71 run (Holt PAT), 1-71, :12
1st	1:20	MT	Mobley 1 run (Holt PAT), 3-23, :54
1st	:34	ODU	Fulgham 62 pass from LaRussa (Rice PAT), 2-63, :46
2nd	6:49	ODU	Rice 24 FG, 10-62, 3:35
2nd	3:18	MT	Stockstill 1 run (Holt PAT), 8-75, 3:31
2nd	0:00	MT	Blankenship 100 INT Return (Holt PAT)
3rd	10:04	MT	Casey 70 pass from Stockstill (Holt PAT), 2-84, :54
3rd	6:06	MT	Lee 39 pass from Stockstill (Holt PAT), 5-54, 1:53
3rd	4:20	ODU	Duhart 5 pass from LaRussa (Rice PAT), 4-72, 1:40
4th	1:21	MT	Bush 37 INT Return (Stephenson pass failed)

STATISTICAL LEADERS

MIDDLE TENNESSEE VS OLD DOMINION

**RUSHING:** Middle Tennessee-WEST, Terelle 13-120; MOBLEY, Chaton 9-36; DOBSON, Zack 2-35; THOMAS, Tavares 6-24; GORDON, Maurice 2-0; STOCKSTILL, B. 6-minus 7. Old Dominion-STRONG, Kesean 17-108; GEIGER, Matt 7-53; KNIGHT, Will 5-19; LARUSSA, Blake 5-10; CATE, Bailey 1-minus 3.

**PASSING:** Middle Tennessee-STOCKSTILL, B. 25-32-1-280; CUNNINGHAM, C. 0-1-0-0. Old Dominion-LARUSSA, Blake 26-35-3-333.

**RECEIVING:** Middle Tennessee-LEE, Ty 5-69; SALTER, Tavonn 5-32; WEST, Terelle 5-30; CASEY, Gatlin 4-90; SMITH, Patrick 4-44; COBB, Zeke 1-12; SHIFLETT, Luke 1-3. Old Dominion-FULGHAM, Travis 10-215; DUHART, J. 6-36; HARPER, Isaiah 4-22; KNIGHT, Will 2-41; WHITE, Keion 2-10; STRONG, Kesean 2-9.

**INTERCEPTIONS:** Middle Tennessee-BLANKENSHIP, R. 1-100; BUSH, Wesley 1-37; HUDSON, Cordell 1-0. Old Dominion-BOYKIN, Lance 1-0.

**FUMBLES:** Middle Tennessee-None. Old Dominion-KNIGHT, Will 1-1; LARUSSA, Blake 1-1.

GAME NINE

<b>WKU</b>	<b>3</b>	<b>0</b>	<b>7</b>	<b>0</b>	<b>-</b>	<b>10</b>
<b>MIDDLE TENNESSEE</b>	<b>10</b>	<b>10</b>	<b>3</b>	<b>6</b>	<b>-</b>	<b>29</b>

Nov. 2, 2018 | Floyd Stadium | Murfreesboro, TN | 7:02 PM | Att: 16,617



TEAM STATISTICS

	WKU	MT
<b>FIRST DOWNS</b>	<b>17</b>	<b>27</b>
Rushing	6	13
Passing	10	12
Penalty	1	2
<b>NET YARDS RUSHING</b>	<b>109</b>	<b>246</b>
Rushing Attempts	25	45
Average Per Rush	4.4	5.5
Rushing Touchdowns	0	0
Yards Gained Rushing	125	273
Yards Lost Rushing	16	27
<b>NET YARDS PASSING</b>	<b>270</b>	<b>228</b>
Completions-Attempts-Int	16-47-1	24-42-0
Average Per Attempt	5.7	5.4
Average Per Completion	16.9	9.5
Passing Touchdowns	1	2
<b>TOTAL OFFENSE YARDS</b>	<b>379</b>	<b>474</b>
Total offense plays	72	87
Average Gain Per Play	5.3	5.4
Fumbles: Number-Lost	1-1	0-0
Penalties: Number-Yards	7-80	3-34
<b>PUNTS-YARDS</b>	<b>7-340</b>	<b>7-257</b>
Average Yards Per Punt	48.6	36.7
Net Yards Per Punt	45.7	36.7
Inside 20	4	3
50+ Yards	4	0
Touchbacks	1	0
Fair catch	2	4
<b>KICKOFFS-YARDS</b>	<b>3-120</b>	<b>8-425</b>
Average Yards Per Kickoff	40.0	53.1
Net Yards Per Kickoff	40.0	38.6
Touchbacks	0	0
Fair Catch Yards	66	22
Punt returns: Number-Yards-TD	0-0-0	0-0-0
Average Per Return	0.0	0.0
Kickoff returns: Number-Yds-TD	7-116-0	0-0-0
Average Per Return	16.6	0.0
Interceptions: Number-Yds-TD	0-0-0	1-19-0
Fumble Returns: Number-Yds-TD	0-0-0	0-0-0
Miscellaneous Yards	-15	0
Possession Time	23:19	36:41
1st Quarter	7:14	7:46
2nd Quarter	4:49	10:11
3rd Quarter	6:49	8:11
4th Quarter	4:27	10:33
Third-Down Conversions	4 of 16	5 of 17
Fourth-Down Conversions	1 of 3	1 of 1
Red-Zone Scores-Chances	0-1	5-5
Touchdowns	0-1	1-5
Field goals	0-1	4-5
Sacks By: Number-Yards	2-10	2-12
PAT Kicks	1-1	2-2
Field Goals	1-2	5-5
Points off turnovers	0	3

Game Notes

- Middle Tennessee's 29-10 win against rival WKU moves its record to 6-3, making the Blue Raiders bowl eligible for the 10th time in 13 years under HC Rick Stockstill
- The win over WKU gives the Blue Raiders a 5-1 mark in Conference USA play. That marks the best start in C-USA play since MT joined the league in 2013.
- RB Chaton Mobley's career long 60-yard rush in the first quarter helped him to 99 rushing yards before the break, easily besting his previous career high of 55 yards against UT Martin, while he finished the night with 198 rushing yards on a career high 25 carries. His 198 yards rushing were the eighth most under HC Rick Stockstill.
- DB Daryl Randolph's field goal block in the fourth quarter gives Middle Tennessee at least one blocked kick for the 19th consecutive season. It marks the third blocked kick of Randolph's career tying him for third most in Middle Tennessee history.

BLUE RAIDERS BOWL ELIGIBLE WITH WIN OVER WKU

MURFREESBORO - Bowl eligibility was reached in sweet fashion for Middle Tennessee.

The Blue Raiders (6-3, 5-1) snapped a three-game losing streak to its biggest rival WKU (1-8, 0-5) and took a 35-32-1 all-time lead in the 100 Miles of Hate rivalry with a 29-10 win.

"This was a good win for us," MT Head Coach Rick Stockstill said. "I thought we had a great week of practice ... and we came out focused and executed well.

"Really proud of our team - I thought we were really good in all three phases."

Middle Tennessee's defense was hot going into the game, forcing 12 turnovers in its last five games that lead to a 4-1 record in that span.

The Blue Raider stop squad kept its fiery play going under the Friday night lights.

The Hilltoppers managed 379 total yards, including only 109 on the ground, and MT forced two turnovers to go with two sacks.

Maybe the best defensive stat Middle Tennessee had was limiting the Toppers to a 4-for-16 mark on third down. The Raiders went into the game allowing opponents a 50.4 percent third-down conversion rate to rank last in Conference USA.

With its defense doing its thing, Middle Tennessee's offense went to work, setting a new season high for rushing yards (246) for the second straight week.

The Blue Raiders scored on their first drive, a 43-yard pass from redshirt senior quarterback Brent Stockstill to junior wideout Ty Lee, to open the scoring just under a minute and a half into the contest.

Field goals from both teams made the score 10-3 at the end of the first quarter, and that's as close as the Hilltoppers would get.

Two more Crews Holt field goals and a 5-yard receiving score from freshman Zack Dobson, his first career TD, led to a 16-0 MT run going deep into the third quarter, when WKU added a 46-yard passing touchdown.

Dobson and former Fulton High School (Knoxville, Tennessee) teammate Chaton Mobley led the way offensively for Middle Tennessee.

Mobley, a redshirt freshman, set a career and team season high with 198 rushing yards on 25 attempts, and Dobson had 49 rushing and 19 receiving yards with the TD.

Brent Stockstill finished 24-of-42 passing for 228 yards and two TDs, and his favorite targets were Lee with five catches for 81 yards and a score and senior Patrick Smith with eight receptions for 80 yards.

Holt was a perfect five-for-five on field goals, tying the school single-game record for makes, hitting from 42, 39, 23, 28 and 30 yards.

Blankenship, the reigning Bronko Nagurski National Defensive Player of the Week, led the way on defense with eight tackles and an interception. Redshirt senior Jahmal Jones and redshirt junior Tyshun Render had one sack apiece.

The win was crucial for Middle Tennessee's conference title hopes as it tries to keep place with current C-USA East Division leader FIU. The Panthers (6-2, 4-0) beat the Blue Raiders 24-21 on Oct. 13 and went into the week leading the division race by half a game.

SCORING SUMMARY

Q	Time	Team	Scoring Play
1st	13:36	MT	Lee 43 pass from Stockstill (Holt PAT), 6-75, 1:24
1st	7:47	WKU	Rinella 40 FG, 7-66, 1:56
1st	1:26	MT	Holt 42 FG, 5-55, 2:01
2nd	6:13	MT	Dobson 5 pass from Stockstill (Holt PAT), 14-83, 5:36
2nd	:05	MT	Holt 39 FG, 5-63, :53
3rd	6:53	MT	Holt 23 FG, 12-72, 4:42
3rd	1:34	WKU	Jackson 46 pass from Duncan (Nuss PAT), 7-94, 2:20
4th	13:44	MT	Holt 28 FG, 8-64, 2:50
4th	1:51	MT	Holt 30 FG, 8-23, 3:44

STATISTICAL LEADERS

MIDDLE TENNESSEE VS WKU

**RUSHING:** WKU-APPLEBERRY, G. 6-29; SAMUEL, Joshua 7-28; DUNCAN, Steven 3-28; ECKELS, Drew 4-14; FERBY, D'Andre 3-10; LAFRANCE, G. 1-1; PEARSON, J. 1-minus 1. Middle Tennessee-MOBLEY, Chaton 25-198; DOBSON, Zack 3-49; STOCKSTILL, B. 8-6; WEST, Terelle 6-4; THOMAS, Tavares 1-minus 1; TEAM 2-minus 10.

**PASSING:** WKU-ECKELS, Drew 12-32-0-195; DUNCAN, Steven 3-14-1-61; SHANLEY, Davis 1-1-0-14. Middle Tennessee-STOCKSTILL, B. 24-42-0-228.

**RECEIVING:** WKU-SLOAN, Jacquez 4-89; DEANE, Mik'Quan 4-38; JACKSON, Lucky 2-53; PEARSON, J. 2-43; JERNIGHAN, Quin 2-35; FOURTENBARY, K. 1-10; SAMUEL, Joshua 1-2. Middle Tennessee-SMITH, Patrick 8-60; LEE, Ty 5-81; SALTER, Tavonn 2-39; DOBSON, Zack 2-19; WEST, Terelle 2-9; THOMAS, Tavares 2-minus 8; CASEY, Gatlin 1-14; UPTON, Isiah 1-11; MOBLEY, Chaton 1-3.

**INTERCEPTIONS:** WKU-None. Middle Tennessee-BLANKENSHIP, R. 1-19.

**FUMBLES:** WKU-APPLEBERRY, G. 1-1. Middle Tennessee-None.

# NCAA Statistics

## Middle Tenn. - 2018-19 Football Ranking Summary thru games 11/03/2018

Statistic	National Rank	Conference Rank	Value	National Leader	Value	Conference Leader	Value
3rd Down Conversion Pct (129 ranked)	48	4	0.414	Alabama	0.563	FIU	0.479
3rd Down Conversion Pct Defense (129 ranked)	117	14	0.472	Miami (FL)	0.223	UAB	0.227
4th Down Conversion Pct (129 ranked)	21	2	0.647	Army West Point	0.906	Marshall	0.833
4th Down Conversion Pct Defense (129 ranked)	27	5	0.409	North Texas	0.125	North Texas	0.125
Blocked Kicks (57 ranked)	57	7	1	Toledo	7	Southern Miss. Louisiana Tech	3 3
Blocked Kicks Allowed (127 ranked)	80	7	2	43 teams tied	0	FIU Louisiana Tech Southern Miss.	0 0 0
Blocked Punts (18 ranked)				Toledo	6	UAB	2
Blocked Punts Allowed (127 ranked)	1	1	0	77 teams tied	0	9 teams tied	0
Completion Percentage (129 ranked)	19	2	0.657	Southern Miss.	0.711	Southern Miss.	0.711
Defensive TDs (21 ranked)	7	1	3	Fresno St. Temple	5 5	Middle Tenn.	3
Fewest Penalties (129 ranked)	22	5	44	Northwestern	26	Louisiana Tech	38
Fewest Penalties Per Game (129 ranked)	20	5	4.89	Northwestern	2.89	Louisiana Tech	4.22
Fewest Penalty Yards (129 ranked)	37	6	443	Northwestern	245	UTSA	332
Fewest Penalty Yards Per Game (129 ranked)	37	7	49.22	Northwestern	27.22	UTSA	36.89
First Downs Defense (129 ranked)	77	9	193	Southern Miss.	113	Southern Miss.	113
First Downs Offense (129 ranked)	67	6	188	Ohio St.	265	North Texas	228
Fumbles Lost (129 ranked)	59	5	6	Mississippi St.	0	UAB	3
Fumbles Recovered (127 ranked)	57	7	6	Ohio	13	UTSA Marshall	10 10
Kickoff Return Defense (129 ranked)	41	6	19.41	Eastern Mich.	14.00	Fla. Atlantic	15.26
Kickoff Returns (129 ranked)	22	5	24.00	Appalachian St.	30.71	Fla. Atlantic	26.71
Net Punting (129 ranked)	45	4	38.76	Cincinnati	43.74	Rice	40.89
Passes Had Intercepted (129 ranked)	42	3	6	Ga. Southern	0	North Texas	1
Passes Intercepted (127 ranked)	24	2	10	Maryland	16	North Texas	13
Passing Offense (129 ranked)	74	7	228.0	Washington St.	397.4	North Texas	325.8
Passing Yards Allowed (129 ranked)	86	9	244.6	Michigan	122.3	UAB	153.6
Passing Yards per Completion (129 ranked)	120	13	10.31	Army West Point	20.95	UAB	14.92
Punt Return Defense (129 ranked)	123	13	16.43	Arkansas St.	-2.50	Southern Miss.	1.60
Punt Returns (129 ranked)	10	3	17.17	FIU	22.88	FIU	22.88
Red Zone Defense (129 ranked)	3	1	0.667	Utah	0.556	Middle Tenn.	0.667
Red Zone Offense (129 ranked)	69	6	0.839	Navy Maryland	1.000 1.000	Fla. Atlantic	0.912
Rushing Defense (129 ranked)	75	7	170.0	Michigan St.	71.7	Charlotte	82.0
Rushing Offense (129 ranked)	100	7	139.9	Georgia Tech	377.0	UAB	253.7
Sacks Allowed (129 ranked)	97	9	2.67	Army West Point	0.22	FIU	0.78
Scoring Defense (129 ranked)	61	8	25.9	UAB	12.1	UAB	12.1
Scoring Offense (129 ranked)	71	6	28.4	Alabama	51.3	North Texas	37.9
Tackles for Loss Allowed (129 ranked)	90	7	6.44	Wisconsin Army West Point	3.11 3.11	FIU	3.89
Team Passing Efficiency (129 ranked)	59	4	137.12	Alabama	210.28	FIU	157.32
Team Passing Efficiency Defense (129 ranked)	61	8	130.35	Michigan	90.17	UAB	103.94
Team Sacks (128 ranked)	42	5	2.44	Oklahoma St.	3.67	UAB	3.44
Team Tackles for Loss (129 ranked)	58	6	6.3	Miami (FL)	10.4	UAB	8.0
Time of Possession (129 ranked)	76	9	29:12	Army West Point	39:45	Charlotte	35:41
Total Defense (129 ranked)	81	10	414.6	Michigan	216.2	UAB	271.4
Total Offense (129 ranked)	99	9	367.9	Alabama	565.6	North Texas	472.4
Turnover Margin (129 ranked)	27	3	0.44	Ga. Southern	2.22	North Texas	1.00
Turnovers Gained (129 ranked)	35	4	16	Ga. Southern	24	Marshall	19
Turnovers Lost (129 ranked)	46	5	12	Ga. Southern	4	North Texas	8
Winning Percentage (128 ranked)	31	3	0.667	4 teams tied	1.000	UAB	0.889

Statistic	Player	National Rank	Conference Rank	Value	National Leader	Value	Conference Leader	Value
All Purpose (200 ranked)					Darrell Henderson, Memphis	186.00	Austin Walter, Rice	143.00
Blocked Kicks (3 ranked)					Reggie Gilliam, Toledo	4	Amik Robertson, Louisiana Tech	2
Combined Kick Returns (199 ranked)					Michael Walker, Boston College	901	Isaiah Harper, Old Dominion	652
Completion Percentage (117 ranked)	Brent Stockstill	17	3	0.675	Ian Book, Notre Dame	0.745	Jack Abraham, Southern Miss.	0.723
Completions Per Game (100 ranked)	Brent Stockstill	25	4	21.00	Gardner Minshew II, Washington St.	36.56	Jack Abraham, Southern Miss.	26.43
Field Goal Percentage (103 ranked)	Crews Holt	69	10	0.692	Cooper Rothe, Wyoming	0.938	Jose Borregales, FIU	0.909
Field Goals Per Game (129 ranked)	Crews Holt	61	8	1.00	Andre Szmyt, Syracuse	2.56	Cole Hedlund, North Texas	1.67
Forced Fumbles (35 ranked)					Sean Williams, Navy	0.63	Ryan Bee, Marshall	0.33
Fumbles Recovered (13 ranked)					Tyler Horton, Boise St.	4	Frankie Hernandez, Marshall	3
Interceptions Per Game (100 ranked)	Wesley Bush Reed Blankenship	23 69	5 10	0.3 0.3	Juwan Foggie, Charlotte	0.7	Juwan Foggie, Charlotte	0.7
Kickoff Return TDs (5 ranked)					4 players tied	2	DeAndre Torrey, North Texas Kerrith Whyte, Fla. Atlantic	1 1
Kickoff Returns (76 ranked)					Savon Scarver, Utah St.	37.3	Kerrith Whyte, Fla. Atlantic	30.9
Passes Defended (27 ranked)					Anthoula Kelly, Fresno St. Bryce Hall, Virginia	2.0 2.0	Kemon Hall, North Texas	1.6
Passing Efficiency (117 ranked)	Brent Stockstill	45	5	142.3	Kyler Murray, Oklahoma	216.6	James Morgan, FIU	161.2
Passing TDs (146 ranked)	Brent Stockstill	25	3	17	Dwayne Haskins, Ohio St. Cole McDonald, Hawaii	32 32	Mason Fine, North Texas James Morgan, FIU	21 21
Passing Yards (130 ranked)	Brent Stockstill	50	6	1,946	Gardner Minshew II, Washington St.	3,517	Mason Fine, North Texas	2,879
Passing Yards Per Game (130 ranked)	Brent Stockstill	58	6	216.2	Gardner Minshew II, Washington St.	390.8	Mason Fine, North Texas	319.9
Passing Yards per Completion (117 ranked)	Brent Stockstill	107	9	10.30	Tua Tagovailoa, Alabama	17.89	AJ Erdely, UAB	14.21
Points Responsible For (200 ranked)	Brent Stockstill Crews Holt	32 200	3 19	116 56	D'Eriq King, Houston	254	Mason Fine, North Texas	138
Points Responsible For Per Game (195 ranked)	Brent Stockstill	39	3	12.9	D'Eriq King, Houston	28.2	Mason Fine, North Texas	15.3
Punt Return TDs (3 ranked)	Wayne Parks	3	1	1	Travis Levy, Boston College Greg Dortch, Wake Forest	2 2	5 players tied	1
Punt Returns (63 ranked)					Kavontae Turpin, TCU	19.4	Quez Watkins, Southern Miss.	12.0
Punting (96 ranked)	Matt Bonadies	40	3	42.6	Braden Mann, Texas A&M	51.3	Jack Fox, Rice	46.0
Receiving TDs (161 ranked)	Patrick Smith Ty Lee CJ Windham	75 118 161	6 12 18	5 4 3	John Ursua, Hawaii	15	Rico Bussey, Jr., North Texas	10
Receiving Yards (196 ranked)	Ty Lee Patrick Smith	145 184	17 21	463 402	Andy Isabella, Massachusetts	1,394	Jonathan Duhart, Old Dominion	847
Receiving Yards Per Game (200 ranked)	Ty Lee Patrick Smith	147 190	17 23	51.4 44.7	Andy Isabella, Massachusetts	139.4	Jonathan Duhart, Old Dominion	94.1
Receptions Per Game (197 ranked)	Ty Lee Patrick Smith	90 93	11 12	4.6 4.4	Rondale Moore, Purdue	8.2	Jonathan Duhart, Old Dominion	6.4
Rush Yards Per Carry (160 ranked)					Darrell Henderson, Memphis	9.48	Jaqwis Dancy, Louisiana Tech	6.10
Rushing TDs (174 ranked)	Tavares Thomas	174	14	4	Devin Singletary, Fla. Atlantic	18	Devin Singletary, Fla. Atlantic	18
Rushing Yards (199 ranked)					Jonathan Taylor, Wisconsin	1,363	Devin Singletary, Fla. Atlantic	1,021
Rushing Yards Per Game (200 ranked)	Chaton Mobley	195	18	40.8	Jonathan Taylor, Wisconsin	151.4	Devin Singletary, Fla. Atlantic	113.4
Sacks (146 ranked)	Darius Harris DQ Thomas	114 114	13 13	0.44 0.44	Jaylon Ferguson, Louisiana Tech	1.39	Jaylon Ferguson, Louisiana Tech	1.39
Scoring (170 ranked)	Crews Holt	112	14	6.2	Andre Szmyt, Syracuse	12.7	Devin Singletary, Fla. Atlantic	12.0
Solo Tackles (49 ranked)	Reed Blankenship	28	3	5.5	Joe Dineen Jr., Kansas	8.8	Sage Lewis, FIU	6.9
Tackles For Loss (46 ranked)					Nate Harvey, East Carolina	2.6	Jaylon Ferguson, Louisiana Tech	1.9
Total Interceptions (65 ranked)	Wesley Bush Reed Blankenship	16 65	3 9	3 2	Juwan Foggie, Charlotte	6	Juwan Foggie, Charlotte	6
Total Offense (200 ranked)	Brent Stockstill	62	5	233.1	Gardner Minshew II, Washington St.	397.4	Mason Fine, North Texas	321.0
Total Points Scored (148 ranked)	Crews Holt	99	11	56	Andre Szmyt, Syracuse	114	Devin Singletary, Fla. Atlantic	108
Total Tackles (497 ranked)	Reed Blankenship Darius Harris Khalil Brooks DQ Thomas	55 138 334 463	6 16 31 43	8.9 7.0 5.6 4.8	Javahn Ferguson, New Mexico St.	14.3	Sage Lewis, FIU	10.7
Total Touchdowns (107 ranked)					Darrell Henderson, Memphis Devin Singletary, Fla. Atlantic	18 18	Devin Singletary, Fla. Atlantic	18
Yards per Pass Attempt (117 ranked)	Brent Stockstill	84	7	6.95	Kyler Murray, Oklahoma	12.33	James Morgan, FIU	8.55
Yards per Reception (200 ranked)					Hakeem Butler, Iowa St.	23.97	CJ Worton, FIU	19.19

2018 Middle Tennessee Football  
Middle Tennessee Individual Season/Career Statistics (as of Nov 04, 2018)  
All games

	SEASON									CAREER								
<b>Rushing</b>	gp	att	gain	loss	net	avg	td	lg	avg/g	gp	att	gain	loss	net	avg	td	lg	avg/g
MOBLEY, Chaton	8	56	330	4	326	5.8	3	60	40.8	8	56	330	4	326	5.8	3	60	40.8
WEST, Terelle	9	51	259	12	247	4.8	1	71	27.4	27	148	776	53	723	4.9	6	71	26.8
THOMAS, Tavares	7	62	203	14	189	3.0	4	19	27.0	19	155	725	29	696	4.5	13	33	36.6
STOCKSTILL, B.	9	84	314	167	147	1.8	2	24	16.3	40	228	983	522	461	2.0	4	63	11.5
ANDERSON, Brad	6	23	124	2	122	5.3	1	29	20.3	15	112	640	27	613	5.5	1	37	40.9
O'HARA, Asher	2	23	103	18	85	3.7	1	13	42.5	2	23	103	18	85	3.7	1	13	42.5
DOBSON, Zack	4	5	84	0	84	16.8	0	26	21.0	4	5	84	0	84	16.8	0	26	21.0
BOARD, Landon	2	7	31	1	30	4.3	0	16	15.0	2	7	31	1	30	4.3	0	16	15.0
GORDON, Maurice	5	7	29	3	26	3.7	0	22	5.2	6	14	56	4	52	3.7	0	22	8.7
LEE, Ty	9	2	23	3	20	10.0	0	23	2.2	35	47	274	38	236	5.0	2	61	6.7
TURNER, John	7	4	12	0	12	3.0	0	6	1.7	7	4	12	0	12	3.0	0	6	1.7
BRUCE, Jocquez	3	1	2	0	2	2.0	0	2	0.7	17	43	217	9	208	4.8	1	28	12.2
CUNNINGHAM, C.	2	1	0	0	0	0.0	0	0	0.0	2	1	0	0	0	0.0	0	0	0.0
TEAM	3	5	0	25	-25	-5.0	0	0	-8.3									
Total	9	331	1514	249	1265	3.8	12	71	140.6									
Opponents	9	353	1788	252	1536	4.4	10	66	170.7									
<b>Passing</b>	gp	effic	comp-att-int	pct	yds	td	lg	avg/g	gp	effic	comp-att-int	pct	yds	td	lg	avg/g		
STOCKSTILL, B.	9	142.34	189-280-5	67.5	1946	17	70	216.2	40	146.11	918-1426-30	64.4	10897	94	78	272.4		
O'HARA, Asher	2	82.88	9-20-1	45.0	114	0	28	57.0	2	82.88	9-20-1	45.0	114	0	28	57.0		
CUNNINGHAM, C.	2	0.00	0-1-0	0.0	0	0	0	0.0	2	0.00	0-1-0	0.0	0	0	0	0.0		
TEAM	3	0.00	0-1-0	0.0	0	0	0	0.0										
LEE, Ty	9	32.80	1-1-0	100.0	-8	0	0	-0.9	35	32.80	1-1-0	100.0	-8	0	0	-0.2		
Total	9	137.12	199-303-6	65.7	2052	17	70	228.0										
Opponents	9	130.35	185-314-10	58.9	2201	18	65	244.6										
<b>Receiving</b>	gp	no.	yds	avg	td	lg	avg/g	gp	no.	yds	avg	td	lg	avg/g				
LEE, Ty	9	41	463	11.3	4	43	51.4	35	183	2117	11.6	18	63	60.5				
SMITH, Patrick	9	40	402	10.1	5	49	44.7	32	97	1063	11.0	11	51	33.2				
ANDERSON, Brad	6	27	332	12.3	0	66	55.3	15	60	670	11.2	3	66	44.7				
CASEY, Gatlin	7	17	214	12.6	2	70	30.6	7	17	214	12.6	2	70	30.6				
THOMAS, Tavares	7	17	88	5.2	2	19	12.6	19	22	142	6.5	2	19	7.5				
SALTER, Tavonn	7	15	172	11.5	0	28	24.6	14	21	297	14.1	2	44	21.2				
WEST, Terelle	9	11	56	5.1	0	11	6.2	27	24	118	4.9	0	15	4.4				
MOBLEY, Chaton	8	8	37	4.6	0	8	4.6	8	8	37	4.6	0	8	4.6				
WINDHAM, CJ	3	6	111	18.5	3	56	37.0	29	37	529	14.3	4	56	18.2				
SHIFLETT, Luke	9	5	38	7.6	0	17	4.2	9	5	38	7.6	0	17	4.2				
BRUCE, Jocquez	3	3	52	17.3	0	39	17.3	17	14	142	10.1	1	39	8.4				
GARNETT, Ruben	3	2	35	17.5	0	28	11.7	30	10	123	12.3	1	31	4.1				
DOBSON, Zack	4	2	19	9.5	1	14	4.8	4	2	19	9.5	1	14	4.8				
MARSHALL, Jimmy	7	1	16	16.0	0	16	2.3	20	9	95	10.6	2	22	4.8				
COBB, Zeke	3	1	12	12.0	0	12	4.0	3	1	12	12.0	0	12	4.0				
UPTON, Isiah	9	1	11	11.0	0	11	1.2	31	11	94	8.5	0	26	3.0				
WATKINS, Ty	9	1	2	2.0	0	2	0.2	22	3	9	3.0	1	6	0.4				
STOCKSTILL, B.	9	1	-8	-8.0	0	0	-0.9	40	2	-11	-5.5	0	4	-0.3				
Total	9	199	2052	10.3	17	70	228.0											
Opponents	9	185	2201	11.9	18	65	244.6											

2018 Middle Tennessee Football  
Middle Tennessee Individual Season/Career Statistics (as of Nov 04, 2018)  
All games

	SEASON						CAREER					
	g	plays	rush	pass	total	avg/g	g	plays	rush	pass	total	avg/g
Total Offense	9	364	147	1946	2093	232.6	40	1654	461	10897	11358	284.0
STOCKSTILL, B.	9	364	147	1946	2093	232.6	40	1654	461	10897	11358	284.0
MOBLEY, Chaton	8	56	326	0	326	40.8	8	56	326	0	326	40.8
WEST, Terelle	9	51	247	0	247	27.4	27	148	723	0	723	26.8
O'HARA, Asher	2	43	85	114	199	99.5	2	43	85	114	199	99.5
THOMAS, Tavares	7	62	189	0	189	27.0	19	156	696	-5	691	36.4
ANDERSON, Brad	6	23	122	0	122	20.3	15	112	613	0	613	40.9
DOBSON, Zack	4	5	84	0	84	21.0	4	5	84	0	84	21.0
BOARD, Landon	2	7	30	0	30	15.0	2	7	30	0	30	15.0
GORDON, Maurice	5	7	26	0	26	5.2	6	14	52	0	52	8.7
LEE, Ty	9	3	20	-8	12	1.3	35	48	236	-8	228	6.5
TURNER, John	7	4	12	0	12	1.7	7	4	12	0	12	1.7
BRUCE, Jocquez	3	1	2	0	2	0.7	17	43	208	0	208	12.2
TEAM	3	6	-25	0	-25	-8.3						
Total	9	634	1265	2052	3317	368.6						
Opponents	9	667	1536	2201	3737	415.2						

Scoring	td	fg	PAT				dxp	saf	pts	td	fg	PAT				dxp	saf	pts
			kick	rush	rcv	pass						kick	rush	rcv	pass			
HOLT, Crews	-	9-13	29-31	-	-	-	-	56	-	10-14	29-31	-	-	-	-	-	59	
THOMAS, Tavares	6	-	-	-	-	-	-	36	15	-	-	-	-	-	-	90		
SMITH, Patrick	5	-	-	-	-	-	-	30	11	-	-	-	-	-	-	66		
LEE, Ty	4	-	-	-	-	-	-	24	20	-	-	-	-	-	-	120		
WINDHAM, CJ	3	-	-	-	-	-	-	18	4	-	-	1	-	-	-	26		
MOBLEY, Chaton	3	-	-	-	-	-	-	18	3	-	-	-	-	-	-	18		
CASEY, Gatlin	2	-	-	-	1	-	-	14	2	-	-	1	-	-	-	14		
STOCKSTILL, B.	2	-	-	-	-	1-1	-	12	4	-	-	-	1-1	-	-	24		
BUSH, Wesley	1	-	-	-	-	-	-	6	1	-	-	-	-	-	-	6		
O'HARA, Asher	1	-	-	-	-	-	-	6	1	-	-	-	-	-	-	6		
PARKS, Wayne	1	-	-	-	-	-	-	6	1	-	-	-	-	-	-	6		
BLANKENSHIP, R.	1	-	-	-	-	-	-	6	1	-	-	-	-	-	-	6		
GRATE, Gregory	1	-	-	-	-	-	-	6	1	-	-	-	-	-	-	6		
ANDERSON, Brad	1	-	-	-	-	-	-	6	4	-	-	-	-	-	-	24		
DOBSON, Zack	1	-	-	-	-	-	-	6	1	-	-	-	-	-	-	6		
WEST, Terelle	1	-	-	-	-	-	-	6	6	-	-	-	-	-	-	36		
STEPHENSON, M.	-	-	-	-	0-1	-	-	0	-	-	-	-	0-1	-	-	0		
Total	33	9-13	29-31	-	1	1-2	-	256										
Opponents	30	8-13	27-28	-	1	1-2	-	233										

Punt Returns	no.	yds	avg	td	lg	no.	yds	avg	td	lg
LEE, Ty	3	33	11.0	0	25	8	35	4.4	0	25
BLANKENSHIP, R.	2	35	17.5	0	27	8	104	13.0	0	27
PARKS, Wayne	1	35	35.0	1	35	1	35	35.0	1	35
Total	6	103	17.2	1	35					
Opponents	7	115	16.4	1	70					

Kick Returns	no.	yds	avg	td	lg	no.	yds	avg	td	lg
LEE, Ty	3	72	24.0	0	29	3	72	24.0	0	29
Total	3	72	24.0	0	29					
Opponents	32	621	19.4	0	40					

Interceptions	no.	yds	avg	td	lg	no.	yds	avg	td	lg
BUSH, Wesley	3	72	24.0	1	37	3	72	24.0	1	37
BLANKENSHIP, R.	2	119	59.5	1	100	4	145	36.2	1	100
MOFFATT, J.	1	-16	-16.0	0	0	2	-7	-3.5	0	9
JOHNSON, OJ	1	8	8.0	0	8	1	8	8.0	0	8
GRATE, Gregory	1	97	97.0	1	97	1	97	97.0	1	97
HUDSON, Cordell	1	0	0.0	0	0	1	0	0.0	0	0
RANDOLPH, D.	1	0	0.0	0	0	1	0	0.0	0	0
Total	10	280	28.0	3	100					
Opponents	6	59	9.8	0	26					

2018 Middle Tennessee Football  
Middle Tennessee Individual Season/Career Statistics (as of Nov 04, 2018)  
All games

	SEASON					CAREER				
	no.	yds	avg	td	lg	no.	yds	avg	td	lg
Fumble Returns										
BROOKS, Khalil	1	4	4.0	0	4	1	4	4.0	0	4
Total	1	4	4.0	0	4					
Opponents	2	10	5.0	1	7					

	SEASON								CAREER							
	g	rush	rcv	pr	kr	ir	total	avg/g	g	rush	rcv	pr	kr	ir	total	avg/g
LEE, Ty	9	20	463	33	72	0	588	65.3	35	236	2117	35	72	0	2460	70.3
ANDERSON, Bra	6	122	332	0	0	0	454	75.7	15	613	670	0	0	0	1283	85.5
SMITH, Patrick	9	0	402	0	0	0	402	44.7	32	0	1063	0	0	0	1063	33.2
MOBLEY, Chato	8	326	37	0	0	0	363	45.4	8	326	37	0	0	0	363	45.4
WEST, Terelle	9	247	56	0	0	0	303	33.7	27	723	118	7	89	0	937	34.7
THOMAS, Tavar	7	189	88	0	0	0	277	39.6	19	696	142	0	0	0	838	44.1
CASEY, Gatlin	7	0	214	0	0	0	214	30.6	7	0	214	0	0	0	214	30.6
SALTER, Tavonn	7	0	172	0	0	0	172	24.6	14	0	297	0	0	0	297	21.2
BLANKENSHIP,	8	0	0	35	0	119	154	19.2	21	0	0	104	0	145	249	11.9
STOCKSTILL, B.	9	147	-8	0	0	0	139	15.4	40	461	-11	0	0	0	450	11.2
WINDHAM, CJ	3	0	111	0	0	0	111	37.0	29	0	529	0	0	0	529	18.2
DOBSON, Zack	4	84	19	0	0	0	103	25.8	4	84	19	0	0	0	103	25.8
GRATE, Gregory	8	0	0	0	0	97	97	12.1	8	0	0	0	0	97	97	12.1
O'HARA, Asher	2	85	0	0	0	0	85	42.5	2	85	0	0	0	0	85	42.5
BUSH, Wesley	9	0	0	0	0	72	72	8.0	22	0	0	0	0	72	72	3.3
BRUCE, Jocquez	3	2	52	0	0	0	54	18.0	17	208	142	0	0	0	350	20.6
SHIFLETT, Luke	9	0	38	0	0	0	38	4.2	9	0	38	0	0	0	38	4.2
GARNETT, Rube	3	0	35	0	0	0	35	11.7	30	106	123	0	192	0	421	14.0
PARKS, Wayne	8	0	0	35	0	0	35	4.4	8	0	0	35	0	0	35	4.4
BOARD, Landon	2	30	0	0	0	0	30	15.0	2	30	0	0	0	0	30	15.0
GORDON, Mauri	5	26	0	0	0	0	26	5.2	6	52	0	0	0	0	52	8.7
MARSHALL, Jim	7	0	16	0	0	0	16	2.3	20	0	95	0	0	0	95	4.8
COBB, Zeke	3	0	12	0	0	0	12	4.0	3	0	12	0	0	0	12	4.0
TURNER, John	7	12	0	0	0	0	12	1.7	7	12	0	0	0	0	12	1.7
UPTON, Isiah	9	0	11	0	0	0	11	1.2	31	0	94	0	0	0	94	3.0
JOHNSON, OJ	5	0	0	0	0	8	8	1.6	18	0	0	0	0	8	8	0.4
WATKINS, Ty	9	0	2	0	0	0	2	0.2	22	0	9	0	0	0	9	0.4
MOFFATT, J.	4	0	0	0	0	-16	-16	-4.0	43	0	0	0	0	-7	-7	-0.2
TEAM	3	-25	0	0	0	0	-25	-8.3								
Total	9	1265	2052	103	72	280	3772	419.1								
Opponents	9	1536	2201	115	621	59	4532	503.6								

	SEASON				CAREER			
	att	good	long	blkd	att	good	long	blkd
Field Goals								
HOLT, Crews	13	9	42	1	14	10	42	1
Total	13	9	42	1				
Opponents	13	8	53	1				

	SEASON					CAREER					
	no.	yds	avg	lg	blk	no.	yds	avg	lg	blk	
Punting											
BONADIES, Matt		37	1576	42.6	68	0	185	7438	40.2	68	0
STEPHENSON, M.		5	200	40.0	46	0	5	200	40.0	46	0
SHIFLETT, Luke		4	142	35.5	43	0	4	142	35.5	43	0
Total		46	1918	41.7	68	0					
Opponents		39	1589	40.7	60	0					

	SEASON					CAREER				
	no.	yds	avg	tb	ob	no.	yds	avg	tb	ob
Kickoffs										
BONADIES, Matt	40	2159	54.0	6	3	41	2215	54.0	6	3
HOLT, Crews	10	550	55.0	0	0	11	610	55.5	0	0
Total	50	2709	54.2	6	3					
Opponents	43	2545	59.2	30	1					

