

2013 MEDIA GUIDE

UTEP FOOTBALL



THE KUGLER ERA BEGINS



CONTENTS



•2013 PREVIEW

7, notebook ■ 8, roster breakdown ■ 9, depth chart ■ 10, numerical roster ■ 12, alphabetical roster



•MEET THE MINERS

15, returnees ■ 38, newcomers



•COACHES & STAFF

42, head coach sean kugler ■ 45, patrick higgins ■ 46, scott stoker ■ 47, andrew browning ■ 48, kirk davis ■ 49, gabe franklin ■ 50, cornell jackson ■ 51, spencer leftwich ■ 52, brian natkin ■ 53, nate poss ■ 54, robert rodriguez ■ 55, todd whitten ■ 56, support staff



•2012 SEASON IN REVIEW

61, oklahoma & ole miss ■ 62, nm state & wisconsin ■ 63, east carolina & smu ■ 64, tulsa & tulane ■ 65, houston & ucf ■ 66, southern miss & rice ■ 67, individual stats ■ 68, team stats ■ 69, defensive stats ■ 70, superlatives



•HISTORY & RECORDS

72, total offense ■ 73, all-purpose yards ■ 74, rushing ■ 76, passing ■ 78, receiving ■ 80, scoring ■ 81, kicking ■ 82, interceptions ■ 83, defensive ■ 84, punting ■ 85, punt returns ■ 86, kickoff returns ■ 87, team records ■ 92, miscellaneous records ■ 93, sun bowl highlights ■ 94, sun bowl records ■ 95, longest plays ■ 96, bowl game records ■ 97, bowl recaps ■ 104, miners in the pros ■ 106, all-conference honors ■ 107, all-americans ■ 108, letterwinners ■ 112, miner greats ■ 117, game-by-game leaders ■ 128, yearly team stats ■ 130, yearly team record ■ 131, yearly results



•MEDIA INFORMATION

151, media policy ■ 152, tv/radio directory ■ 153, img college ■ 153, radio flagships

CONTENTS



UTEP ATHLETICS CORE PURPOSE & VISION STATEMENT

The core purpose of UTEP Athletics is to enhance the mission of the University of Texas at El Paso through academic and athletic achievement.

UTEP Athletics strives to be known as a nationally recognized collegiate sports program that is characterized by academic excellence, premier athletic teams, and a commitment to integrity. Athletics will add exceptional value and benefit to the University mission through the cultivation of relationships with its constituents.

SOCIAL MEDIA

- utep athletics
- @UTEPAthletics
- @UTEPAthletics
- @UTEPAthletics
- @UTEPAthletics

- utep football
- @UTEPFootball.OfficialPage
- @UTEPFootball

- university
- @UTEPMiners
- @UTEPNews



■ www.utepathletics.com



■ www.minerstrong.com

MEDIA RELATIONS

Media Relations Fax (915) 747-5444

Press Box Phone (915) 747-5154

Director for Media Relations Denise Mata

- Primary Football Contact, Publications

Office (915) 747-6653

Cell (915) 820-2458

Email mdmata@utep.edu

Sr. Assoc. AD for Communications Jeff Darby

- Secondary FB Contact, Men's Basketball, Men's & Women's Golf

Office (915) 747-6652

Cell (915) 204-0642

Email jdarby@utep.edu

Associate Director for MR Mark Brunner

- Women's Basketball, Women's Soccer, Rifle

Office (915) 747-5722

Cell (915) 472-6038

Email mbrunner@utep.edu

Assistant Director for MR Drew Bonney

- Tennis, Softball

Office (915) 747-7447

Cell (915) 309-4478

Email arbonney@utep.edu

MR Assistant Audrey Westcott

- Volleyball, Cross Country, Track & Field

Office (915) 747-6451

Cell (915) 490-1425

Email anwestcott@utep.edu

UTEP Athletics Websites

www.utepathletics.com

www.minerstrong.com

■ MEDIA RELATIONS MAILING ADDRESS

BRUMBELOW BLDG., ROOM 126

201 GLORY ROAD

EL PASO, TEXAS 79902

CREDITS

The 2013 UTEP Football Factbook is a copyright publication of the UTEP Athletics Media Relations Office.

Managing Editor

Denise Mata

Editorial Assistance

Drew Bonney, Mark Brunner, Jeff Darby,

Audrey Westcott

Layout and Design

Denise Mata, Angela Olivas

Cover Design

Stephanie Avalos

Official UTEP Photographers

Michael Reese & Ivan Pierre Aguirre

Additional Photography Provided by: Brian Kanof, Christ Chavez, El Paso Herald-Post Archives, El Paso Times (Ruben Ramirez & Mark Lambie), Getty Images (Drew Hallowell, Mario Prosperino), NCAA Photos, Ray Navarro, The Sun Bowl Association, University Communications (J.R. Hernandez, Laura Trejo), UTEP Library (Special Collections, Claudia Rivers).

Copy current as of August 13, 2013.

QUICK FACTS

2013 UTEP FOOTBALL QUICK FACTS



GENERAL UNIVERSITY INFORMATION

Location	El Paso, Texas
Founded	1914
Enrollment	22,749
Nickname	Miners
Colors	Dark Blue, Orange, Silver Accent
Conference	Conference USA
Stadium	Sun Bowl (51,500)
Surface	Artificial (Matrix 46)
President	Dr. Diana Natalicio
Director of Athletics	Bob Stull

FOOTBALL STAFF

Head Coach	Sean Kugler (UTEP '89)
Career Record	First Season
UTEP Record	First Season
Offensive Coordinator/Quarterbacks Coach	Patrick Higgins (William Penn '86)
Defensive Coordinator/Linebackers Coach	Scott Stoker (Northwestern State '89)
Assistant Head Coach/Offensive Line Coach	Spencer Leftwich (Stephen F. Austin '88)
Defensive Line Coach	Andrew Browning (Boise State '07)
Speed, Strength & Conditioning Coach	Kirk Davis (Akron '98)
Defensive Backs Coach	Gabe Franklin (Boise State '04)
Tight Ends Coach/Recruiting Coordinator	Brian Natkin (UTEP '03)
Nickelbacks/Safeties Coach	Robert Rodriguez (UTEP '04)
Wide Receivers Coach	Todd Whitten (Stephen F. Austin '87)
Assistant Athletic Director for Football Operations	Nate Poss (Rice '78)

GENERAL FOOTBALL INFORMATION

Offensive Formation	Split Back or I-Formation
Defensive Formation	4-2-5
2012 Record	3-9 (2-6 C-USA/5th West Division)
Lettermen Returning	41 (23 offense/17 defense/1 special teams)
Lettermen Lost	24 (9 offense/12 defense/3 special teams)
Starters Returning	12 (7 offense/4 defense/1 special teams)
Starters Lost	14 (4 offense/7 defense/3 special teams)

ATHLETICS & MEDIA RELATIONS CONTACTS

Athletics Phone	(915) 747-5347
Ticket Office Phone	(915) 747-5234 (individual game)/(915) 747-6150 (season)
Football Office Phone	(915) 747-5224
Media Relations Phone	(915) 747-6653
Director of Media Relations	Denise Mata
Cell Phone	(915) 820-2458
e-mail	mdmata@utep.edu
Senior Associate AD/Communications	Jeff Darby
Cell Phone	(915) 204-0642
e-mail	jdarby@utep.edu
Media Relations Fax	(915) 747-5444
Press Box Phone	(915) 747-5154
Media Relations Mailing Address	Brumbelow Building Room 126 201 Glory Road El Paso, TX 79902
Athletics Website	www.utepathletics.com



Conference USA officially took a new look on July 1, 2013, while maintaining the same commitment to excellence, integrity and leadership in athletics, academics and in our communities.

Eight institutions, including the return of charter member Charlotte along with FIU, Florida Atlantic, Louisiana Tech, Middle Tennessee, North Texas, Old Dominion and UTSA, will join with East Carolina, Marshall, Rice, Southern Miss, Tulane, Tulsa, UAB and UTEP.

From its beginning in 1995, Conference USA's dedication to excellence has been the league's guiding principle and remains a common thread today and for a promising future. Throughout the changes during the C-USA history, the conference has held onto its strong foundation that reflects the league's national presence. These 16 schools have compiled numerous athletic and academic achievements. Additionally, the C-USA footprint will grow by nearly 20 percent, while providing the geography that allows for a divisional scheduling model that will be beneficial to the student-athletes, fan-friendly and cost effective.

Conference USA sponsors competition in 20 sports - nine for men (baseball, basketball, cross country, football, golf, soccer, tennis and indoor and outdoor track and field) and 11 for women (basketball, cross country, golf, rowing, softball, soccer, swimming and diving, tennis, indoor and outdoor track and field and volleyball).

The league sponsors numerous academic awards, including the Commissioner's Honor Roll and the Commissioner's Academic Medal, indicative of outstanding achievement in the classroom, in addition to sport specific All-Academic teams.

C-USA annually awards 12 postgraduate scholarships, along with the Sport Academic Award, Scholar Athletes of the Year and the Institutional Academic Excellence Award. Conference USA also added a Spirit of Service Award, recognizing student-athletes three times a year for a combination of significant community service efforts, good academic standing and participation in their elected sport.

SUCCESS ON THE PLAYING FIELD

Conference USA performers have achieved great success in competition, placing the league among the top conferences in the nation.

FOOTBALL

- 72 teams have earned bowl bids
- Member of the Bowl Championship Series
- Bowl tie-ins with the AutoZone Liberty Bowl, Beef 'O' Brady's St. Petersburg Bowl, Bell Helicopter Armed Forces Bowl, Heart of Dallas Bowl, Military Bowl, R+L Carriers New Orleans Bowl and Sheraton Hawai'i Bowl

MEN'S BASKETBALL

- Consistently rated as one of the top basketball leagues in the country
- 108 postseason teams (50 NCAA, 42 NIT, 8 CBI, 8 CIT)
- One National Championship title game appearance
- Three Final Four teams
- Seven Elite Eight NCAA Tournament teams
- One NIT Champion and four NIT semifinalists
- Inaugural CBI Champion
- CIT Champion

WOMEN'S BASKETBALL

- 48 NCAA Tournament appearances
- 43 WNIT appearances
- One team in the NCAA Sweet 16
- Two WNIT semifinalists
- One WBI Champion

BASEBALL

- 58 NCAA appearances
- Six College World Series appearances (2009, 2008, 2007, 2006, 2005 and 2001)
- 14 Super Regional appearances
- Has produced at least four NCAA teams in nine of the last 12 seasons

In addition, 37 volleyball teams, 67 men's and women's soccer teams and 39 softball teams have earned NCAA Tournament bids. C-USA has sent three men's soccer teams to the NCAA College Cup, three softball teams to the Women's College World Series and three volleyball teams to the Sweet 16. The league has also had nine national champions in NCAA track and field competition, one national champion in diving and numerous NCAA individual and team competitors in cross country, golf, swimming, tennis and track and field. Overall, Conference USA teams and individuals have made more than 700 NCAA appearances.

SUCCESS OFF THE FIELD

C-USA institutions are among the nation's best in academic performance among student-athletes, bolstered by the fact that student-athletes at league schools have a higher graduation rate than the general student population. Among C-USA's 5,000 student-athletes, there are champions off the playing field as well. In 18 years, 176 student-athletes earned national Capital One Academic All-America honors, while 618 were named All-District. In addition, more than 26,000 student-athletes have been named to the Commissioner's Honor Roll or received the Commissioner's Academic Medal, indicative of outstanding achievement in the classroom.

C-USA ON TV

C-USA enjoys significant television exposure through partnerships with FOX Sports Media Group, CBS Sports Network and ESPN. The multi-tiered selection process that is rooted in partnering with all three networks has substantially increased the number of national and regional appearances for football, men's and women's basketball, and all other conference sports.

As one of the largest FBS conferences in 2013, C-USA membership will include institutions in 12 of the Top 65 television markets, eight in the Top 40 and four in the Top 25 media markets according to Nielson. C-USA home markets next year will include more than 14.5 million TV households, a 43 percent increase from a year ago.

C-USA DIGITAL NETWORK

The C-USA Digital Network officially launched in August of 2011. Network programming includes live streaming of non-televized events, video on demand, a weekly C-USA studio show, podcasting, regular-season and championship event highlights and conference-produced feature stories. In its first year, 1,164 events were streamed live and 8,126 videos were posted and available on the C-USA Digital Network, and that number just keeps growing. Monthly and yearly subscriptions offer fans access to events offered on all of the C-USA member institution's athletic websites as well as C-USA network programming.

C-USA IN THE COMMUNITY

The conference's current footprint is concentrated with 16 members in nine states and a combined area population of nearly 17 million. With a commitment to community involvement, the conference developed several initiatives to maintain strong ties in C-USA cities, as well as with fans and alumni across the country. C-USA schools also place a priority on giving back to their communities through volunteer service with local and national organizations. Individually, student-athletes are recognized each season through the Spirit of Service award.

GOVERNANCE

Conference USA has significant representation in the NCAA governance structure. The Presidents of the member institutions serve as the league's Board of Directors.

A PROUD HISTORY

Conference USA was formed in 1995 and quickly emerged as one of the nation's top conferences. The conference unveiled its name, logo and commissioner April 24, 1995 in Chicago. The league's charter members included Charlotte, Cincinnati, DePaul, Houston, Louisville, Marquette, Memphis, Saint Louis, Southern Miss, Tulane, UAB and USF. Eleven of the institutions began athletic participation in 1995, while Houston joined competition in the fall of 1996.

The league's headquarters were established in Chicago and, after nine years, relocated to the current office in Irving, Texas. Britton Banowsky was named Commissioner in October 2002, succeeding Mike Slive, the league's first commissioner.

C-USA added East Carolina (September, 1996) and the United States Military Academy (March, 1997) as football members. ECU began league competition in 1997; Army in 1998 and UAB began football play in 1999. The league added TCU and ECU (1999) for all sports and they began competition in 2001. USF started C-USA football in 2003. Marshall, Rice, SMU, Tulsa, UCF and UTEP became full-time members of Conference USA in 2005.



2013 C-USA FOOTBALL CHAMPIONSHIP GAME INFORMATION

Conference USA will host its ninth football championship game in 2013.

The event is slated for Saturday, December 7, and will be televised by ESPN or ESPN 2. The team with the highest league winning percentage will serve as host site for the game.

The title game will feature champions from the East and West divisions of the league. UCF, Houston, Tulsa and East Carolina have hosted the first eight championship games, with UCF hosting the event three times and Houston and Tulsa hosting it twice.

Tulsa claimed the C-USA inaugural crown in 2005 and again last season on its home field. In 2007, UCF hosted the game for the second time in three seasons and earned its first championship. Houston claimed the championship game title in 2006. East Carolina won back-to-back titles, defeating Houston at home in 2009 after winning at Tulsa in 2008. UCF took its second title in 2010 at Bright House Networks Stadium. In 2011, Southern Miss claimed its first C-USA Championship game crown with a victory at previously-undefeated Houston.

YEAR CHAMPION (C-USA RECORD)

2012	Tulsa	(7-1)
2011	Southern Miss	(7-1)
2010	UCF	(7-1)
2009	East Carolina	(6-2)
2008	East Carolina	(6-2)
2007	UCF	(7-1)
2006	Houston	(7-1)
2005	Tulsa	(6-2)
2004	Louisville	(8-0)
2003	Southern Miss	(8-0)
2002	TCU	(6-2)
	Cincinnati	(6-2)
2001	Louisville	(6-1)
2000	Louisville	(6-1)
1999	Southern Miss	(6-0)
1998	Tulane	(6-0)
1997	Southern Miss	(6-0)
1996	Houston	(4-1)
	Southern Miss	(4-1)

C-USA FOOTBALL CHAMPIONSHIP GAME

Saturday, December 7
Time: TBA
ESPN or ESPN 2

C-USA TIEBREAKER

Home field for the C-USA Championship Game will be awarded to the team that posts the highest regular season winning percentage against conference opposition. The first tiebreaker is the winner of a head-to-head match-up. If the two teams did not play during the regular season, the team with the highest BCS ranking would receive the nod.

2013 C-USA BOWLS

Conference USA has guaranteed spots in six games during the 2013 season. The AutoZone Liberty Bowl has the top selection of C-USA teams and the league will also send teams to the Beef 'O' Brady's Bowl St. Petersburg, Heart of Dallas Bowl, Military Bowl,

R+L Carriers New Orleans Bowl and Sheraton Hawai'i Bowl this season.

The 55th annual AutoZone Liberty Bowl is scheduled for Tuesday, December 31 in Memphis. The AutoZone Liberty Bowl matches the first selection from Conference USA against an opponent from either the Southeastern Conference or the American Athletic Conference in a game that will air on ESPN with a 3 p.m. CT kickoff.

For the sixth straight year, C-USA will play in the Beef 'O' Brady's Bowl St. Petersburg. The game will take place on Monday, December 23 at 1 p.m. ET. Conference USA will face an opponent from the American Athletic Conference at Tropicana Field in a game that will air on ESPN.

C-USA will participate in the fourth annual Heart of Dallas Bowl at historic Cotton Bowl Stadium on New Year's Day. The league's representative will face an opponent from the Big Ten Conference in a game that will air on ESPN, beginning at 11 a.m. CT.

Conference USA is scheduled to participate in the R+L Carriers New Orleans Bowl for the 10th time in 12 seasons when it plays in the Saturday, December 21st contest. C-USA will play a representative from the Sun Belt Conference at the Mercedes-Benz Superdome, beginning at 8 p.m. CT on ESPN.

For the 10th time in the bowl's 12-year history, C-USA will compete in the Sheraton Hawai'i Bowl on Tuesday, December 24 in Honolulu. The league's representative will face a Mountain West Conference opponent in the game, which will kick off at 3 p.m. HT (8 p.m. ET) and be televised by ESPN.

The league also has an agreement to play an opponent from the ACC in the Washington, D.C.-based Military Bowl. This year's game will be played at Navy-Marine Corps Memorial Stadium in Annapolis, Md. on Friday, December 27 at 2:30 p.m. ET on ESPN.

It is important to note that a Conference USA champion may qualify for the Bowl Championship Series if ranked in the BCS final Top 12 or in the BCS Top 16 and ranked higher than a team which receives automatic qualification.

BOWL CHAMPIONSHIP SERIES

ABOUT THE BCS


The Bowl Championship Series (BCS) is a five-game arrangement for post-season college football that is designed to match the two top-rated teams in a national championship game and to create exciting and competitive matchups between eight other highly regarded teams in four other games. The bowl games participating are the Fiesta Bowl, Orange Bowl, Rose Bowl and Sugar Bowl. In addition, a BCS National Championship Game will be played at one of the bowl sites.

BCS RANKINGS

The BCS Standings have been compiled by the National Football Foundation and College Hall of Fame since the beginning of the 2000 regular-season. The BCS Standings determine which teams play in the National Championship game, and which are included in the pool of eligible teams available for at-large selection. The BCS Standings include the Harris Poll, the USA Today Coaches poll and an average of six computer polls. Each component will count for one-third of a team's overall BCS score in the BCS Standings.

C-USA AND THE BCS

The Conference USA champion (along with the champions of the Mid-American Conference, the Mountain West Conference, the Sun Belt Conference, and the Western Athletic Conference) will have an automatic berth in one of the five bowls if, and only if: *It is a Conference Champion; and Either: *It is ranked in the top 12 of the BCS Standings on Bowl Selection Sunday; *It is ranked in the top 16 of the BCS Standings on Bowl Selection Sunday, and its ranking in the BCS Standings is better than that of a champion of a conference that has an annual automatic berth in one of the BCS bowl games.





PREVIEW

- 7, notebook
- 8, roster breakdown
- 9, depth chart
- 10, numerical roster
- 12, alphabetical roster

2013 NOTES

A NEW ERA

UTEP football begins a new era under the direction of first-year head coach Sean Kugler. Kugler is no stranger to the program having lettered at UTEP from 1985-88 and was part of the football staff from 1993-2000. Kugler spent three seasons as the offensive line coach for the Pittsburgh Steelers prior to his return to the Sun City. He spent 11 years in the NFL, having also coached with the Detroit Lions and Buffalo Bills.

KUGLER RETAINS FRANKLIN, NATKIN AND RODRIGUEZ FROM PREVIOUS STAFF

Sean Kugler retained Gabe Franklin, Brian Natkin and Robert Rodriguez from the previous coaching staff. Franklin will coach the defensive backs, Natkin will serve as tight ends coach and recruiting coordinator, and Rodriguez will coach the nickelbacks and safeties.

OFFENSIVE COORDINATOR NO STRANGER TO UTEP

Kugler appointed Patrick Higgins and Scott Stoker to coordinate UTEP's offense and defense, respectively. Higgins, who is also the quarterbacks coach, is no stranger to UTEP, having been a member of the UTEP football staff from 1998-2003 under coaches Charlie Bailey and Gary Nord. Stoker comes to El Paso after serving as defensive coordinator at Sam Houston State from 2009-12. The Bearkats captured Southland Conference titles with back-to-back berths in the FCS championship game in 2011 and 2012.

HIGGINS NOT THE ONLY FAMILIAR FACE

Higgins isn't the only coach to have ties to the UTEP family. Wide receivers coach Todd Whitten was the Miner running backs coach from 1994-95. He also had a stint at NM State from 1990-03. While Spencer Leftwich (offensive line) was not a member of the UTEP staff, he served down the road as a member of the NM State staff from 1992-93. He was also a member of the Tulsa coaching staff from 2003-06 and again in 2010.

WHO'S BACK

The Miners return 41 letterwinners and 12 starters from last year's squad that finished 3-9 including a 2-6 finish in league play. UTEP has seven starters returning on offense and four returning starters on defense. Overall 23 players on the roster have started games for the Miners.

UTEP HAS OPTIONS AT QB

While coach Sean Kugler did not name a starting quarterback in the spring, UTEP does have several good options at the position. Sophomore Blaire Sullivan started two of the final three games, completing 21 of 43 passes, and ended the season as UTEP's second-leading rusher, gaining 240 yards on the ground. Highly-touted redshirt freshman Garrett Simpson wowed during his year with the scout team. New to the program is Texas A&M transfer Jameill Showers, who will don the Orange and Blue in the fall and have two years of eligibility.

OFFENSE IS STACKED

The Miners bring back their leading running back (Nathan Jeffery) and receiver (Jordan Leslie) from a year ago. The top five rushers return and three are underclassmen. Ten of UTEP's

2012 SCHEDULE

DATE	OPPONENT	LOCATION	TIME (MT)
Sept. 7	New Mexico	Sun Bowl	6:00 p.m.
Sept. 14	NM State	Las Cruces, N.M.	6:00 p.m.
Sept. 21	UTSA	Sun Bowl	6:00 p.m.
Sept. 28	Colorado State	Ft. Collins, Colo.	1:30 p.m.
Oct. 5	La Tech	Sun Bowl	5:30 p.m.
Oct. 12	Tulsa	Sun Bowl	TBA
Oct. 26	Rice	Houston, Texas	1:30 p.m.
Nov. 2	Texas A&M	College Station, Texas	TBA
Nov. 9	North Texas	Denton, Texas	1:30 p.m.
Nov. 16	FIU	Sun Bowl	6:00 p.m.
Nov. 23	Tulane	New Orleans, La.	1:30 p.m.
Nov. 30	Middle Tennessee	Murfreesboro, Tenn.	TBA

top 11 receivers are also back. UTEP scored 32 touchdowns last season. Seven of the nine players who scored last year return, and they combined for 23 of those 32 TDs.

JEFFERY HEADS UP GROUND GAME

Six individuals who accounted for 89 percent of UTEP's rushing yards from 2012 return for the 2013 campaign. The headliner is junior Nathan Jeffery, who compiled four 100-yard games a year ago and ran for 177 yards against perennial national power Oklahoma. Jeffery rushed for 897 yards last season and scored multiple touchdowns in three of the last four games.

LESLIE TABBED TO BILETNIKOFF WATCH LIST

Junior Jordan Leslie, who led the Miners in receptions (51), receiving yards (973), yards per catch (19.1 avg.) and yards per game (81.1 avg.) last season, is one of 75 players named to the preseason watch list for the Biletnikoff Award. He set career highs for both single-game receptions (10) and yards (218) while becoming the sixth Miner with 200+ receiving yards in a game at Tulsa last season. Leslie's 973 yards marked the eighth-best seasonal figure in school history.

DEFENSE LOOKS AHEAD TO 2013

The Miners return four starters and 17 letterwinners on defense. The leading returning tackler is senior linebacker A.J. Ropati, who compiled 58 stops a season ago. One of UTEP's top returnees on defense is senior Richard Spencer, who was granted a medical redshirt after injuring his knee in the fourth game last season. Spencer was putting up stellar all-around numbers through four games with 36 tackles, a tackle for loss, an interception, a pass break-up, two forced fumbles, two fumble recoveries and a blocked kick.

EXPERIENCE ON THE DEFENSE

DL Germard Reed will be used in a starting capacity for a fourth straight year. He has logged 29 starts, the most of any of the returnees on defense. Other lettermen back with starting experience are as follows (in order of descending career starts): DL Marcus Bagley (19), LB Horace Miller (18), DB Richard Spencer (10), DB Wesley Miller (8), LB A.J. Ropati (6) DL Adam Ayala (2), DL James Davidson (2) and LB DeAndre Little (1).

UTEP'S D-LINE

UTEP's line should be the strength of the defense, with Reed, Miller and Bagley having combined for 66 career starts. In 2012 the trio teamed to register 101 tackles, eight sacks and 10 quarterback hurries.

HOLES TO FILL ON DEFENSE

Of the seven Miners with at least 40 tackles last year, only LB A.J. Ropati returns this fall. He compiled 58 stops to place fifth on the squad in 2012. Eight players surpassed 20 solo stops in 2012, but only Ropati (22) and DB Richard Spencer (21) are back.

HORACE MILLER POISED TO LEAD UTEP'S DEFENSE

Senior Horace Miller was moved from defensive line to linebacker after posting six sacks in 2012, the highest total by a UTEP player in seven years. Alex Obomese notched 6.5 sacks while Chris Mineo finished with six in 2005.

With 11 sacks in his career, Miller is on the cusp of breaking into the school's all-time top-10 list. Four players share 10th place with 12. Miller is only the third Miner to record at least five sacks in back-to-back seasons, joining Gonzalo Floyd (7-1990 and 7-1991) and Chris Mineo (8-2004 and 6-2005). No UTEP player has posted three consecutive campaigns of that nature.

AUTREY IS GOLDEN

Autrey Golden, who showed game-changing play potential as a freshman, is back for his sophomore season as a special teams standout. Golden registered 822 yards on kickoff returns including two for touchdowns. Golden had a 98-yard kickoff return at Southern Miss and a 96-yarder at East Carolina, both good for scores.

ROSTER BREAKDOWN

STARTERS RETURNING (12)

OFFENSE (7)

OL Kyle Brown, OL Brander Craighead, RB Nathan Jeffery, WR Jordan Leslie, TE Kevin Perry, WR Malcolm Trail, OL Jerel Watkins

DEFENSE (4)

DL Marcus Bagley, LB Horace Miller, DL Germard Reed, LB A.J. Ropati

SPECIAL TEAMS (1)

KR Autrey Golden

STARTERS LOST (14)

OFFENSE (4)

C Eloy Atkinson, WR Michael Edwards, QB Nick Lamaison, OL James Nelson

DEFENSE (7)

LB Aubrey Alexius, LB Josh Fely, DB DeShawn Grayson, DB Shane Huhn, DB Drew Thomas, DL Greg Watkins, DB Darren Woodard

SPECIAL TEAMS (3)

P Ian Campbell, PR Michael Edwards, K Steven Valadez

LETTERWINNERS RETURNING (41)

OFFENSE (23)

OL Mike Amdall, RB Josh Bell, OL Corin Brooks, OL Kyle Brown, OL Brander Craighead, RB LaQuintus Dowell, TE Katrae Ford, OL Wayne Frazier, WR Cole Freytag, RB Autrey Golden, WR Ian Hamilton, RB Nathan Jeffery, WR Jim Jones, WR Jordan Leslie, OL Paulo Melendez, WR Devin Patterson, TE Kevin Perry, OL James Robinson, QB Blaire Sullivan, TE Eric Tomlinson, WR Malcolm Trail, OL Jerel Watkins, TE Craig Wenrick

DEFENSE (17)

DL Adam Ayala, DL Marcus Bagley, DL Cooper Brock, LB Trey Brown, DL James Davidson, DB Ishmael Harrison, DB Adrian James, DB Demarcus Kizzie, LB DeAndre Little, LB David Logston, LB Horace Miller, DB Wesley Miller, LB Anthony Puente, DL Germard Reed, DL Roy Robertson, LB A.J. Ropati, DB Richard Spencer

SPECIAL TEAMS (1)

LS Nick Dooley

LETTERWINNERS LOST (24)

OFFENSE (9)

C Eloy Atkinson, WR Michael Edwards, QB Nick Lamaison, OL James Martin, QB Carson Meger, WR Felix Neboh, OL James Nelson, OL Paul Santillan, RB Xay Williams

DEFENSE (12)

LB Aubrey Alexius, LB Josh Fely, DB DeShawn Grayson, DB C.J. Haley, DB Shane Huhn, LB Jamie Irving, DB Terr'I Mark, DL Ruben Munoz, LB Gage Sharp, DB Drew Thomas, DL Greg Watkins, DB Darren Woodard

SPECIAL TEAMS (3)

P Ian Campbell, K Steven Valadez, K Dakota Warren

DEPTH CHART

OFFENSE

LEFT TACKLE

58	Brander Craighead	6-7	300	SR	Ottawa, Ontario, Canada/Fork Union Military Academy
67	Christian Harper	6-4	270	FR	Galena Park, Texas/North Shore HS

LEFT GUARD

69	Jerel Watkins	6-3	280	JR	Channelview, Texas/Channelview HS
70	Jerome Daniels	6-3	285	FR	Little Elm, Texas/Little Elm HS

CENTER

59	Paulo Melendez	6-3	315	JR	El Paso, Texas/Horizon HS
63	Gino Bresolin	6-2	285	FR	Redmond, Wash./Eastlake HS

RIGHT GUARD

62	Kyle Brown	6-2	275	JR	Conroe, Texas/Conroe HS
79	Corin Brooks	6-4	320	JR	Riverside, Calif./Arlington HS

RIGHT TACKLE

65	Mike Amdall	6-5	320	SR	Plano, Texas/Plano East HS
77	Chris Thomas	6-4	325	SO	Lancaster, Texas/Cisco College

TIGHT END

71	Kevin Perry	6-6	275	SR	Opelousas, La./Houston Westbury Christian HS
87	Eric Tomlinson	6-7	260	JR	Klein, Texas/Klein HS

WIDE RECEIVER Z

14	Ian Hamilton	6-5	230	JR	Pasadena, Calif./Pasadena City College
4	Malcolm Trail	6-1	200	JR	Dallas, Texas/Life School Oak Cliff HS

WIDE RECEIVER X

9	Jordan Leslie	6-3	210	JR	Houston, Texas/Tomball HS
15	Devin Patterson	6-1	205	JR	Mesquite, Texas/North Mesquite HS

QUARTERBACK

1	Jameill Showers	6-2	220	JR	Killeen, Texas/Texas A&M
10	Blaire Sullivan	6-4	210	SO	San Antonio, Texas/Central Catholic HS

TAILBACK

25	Nathan Jeffery	6-0	200	JR	Caddo Mills, Texas/Caddo Mills HS
23	Josh Bell	6-0	220	JR	Sugar Land, Texas/Kempner HS

FULL BACK

30	Darrin Laufasa	6-1	240	FR	Bothell, Wash./Bothell HS
46	Hunter Nix	6-1	235	JR	Prosper, Texas/Prosper HS

DEFENSIVE END

92	Adam Ayala	6-5	275	SR	Huntsville, Texas/Huntsville HS
40	Cooper Brock	6-4	260	JR	Copperas Cove, Texas/Copperas Cove HS

DEFENSIVE END

18	James Davidson	6-3	235	SR	Huntsville, Texas/Huntsville HS
43	Roy Robertson	6-7	240	SO	Grand Prairie, Texas/South Grand Prairie HS

DEFENSIVE TACKLE

61	Germard Reed	6-1	280	SR	Lufkin, Texas/Lufkin HS
94	Maurice Chavis	6-1	275	JR	Tucson, Ariz./Pima CC

NOSE TACKLE

8	Marcus Bagley	6-2	325	SR	Mesquite, Texas/North Mesquite HS
95	Devante Richardson	6-2	290	FR	Fort Worth, Texas/Juan Seguin HS

MIKE LINEBACKER

34	Anthony Puente	5-11	225	JR	San Antonio, Texas/Marshall HS
11	A.J. Ropati	6-1	235	SR	Carson, Calif./Los Angeles Harbor College

WILL LINEBACKER

33	Horace Miller	6-2	240	SR	Baltimore, Md./Louisville
53	DeAndre Little	6-2	240	JR	Ft. Huachuca, Ariz./Buena HS

CORNERBACK

1	Adrian James	6-0	195	JR	Dallas, Texas/Skyline HS
2	Ishmael Harrison	6-0	190	SO	Red Oak, Texas/Red Oak HS

CORNERBACK

7	Nick Gathrite	5-9	165	SO	Riverside, Calif./Riverside CC
26	Da'Carlos Renfro	5-10	175	SO	Orange, Texas/West Orange-Stark HS

STRONG SAFETY

13	Wesley Miller	5-10	180	JR	Fresno, Calif./San Joaquin Memorial HS
42	Leon Hayes	5-10	195	FR	Las Vegas, Nev./Desert Pines HS

FREE SAFETY

24	Richard Spencer	6-2	215	SR	Moreno Valley, Calif./Rancho Verde HS
28	Demarcus Kizzie	5-9	185	SO	Willis, Texas/Willis HS

WEAK SAFETY

22	Jameel Erving	6-1	195	JR	Fontana, Calif./Riverside CC
27	Devin Cockrell	5-11	180	FR	Port Arthur, Texas/Memorial HS

SPECIAL TEAMS

LONG SNAPPER

64	Nick Dooley	6-8	310	SO	Scottsdale, Ariz./Scottsdale Christian Academy
40	Cooper Brock	6-4	260	JR	Copperas Cove, Texas/Copperas Cove HS

KICKOFF RETURNS

8	Autrey Golden	5-11	180	SO	Willis, Texas/Willis HS
2	Ishmael Harrison	6-0	190	SO	Red Oak, Texas/Red Oak HS

PUNT RETURNS

5	Jim Jones	6-1	180	JR	Redlands, Calif./Aquinas HS
1	Adrian James	6-0	195	JR	Dallas, Texas/Skyline HS

KICKER

47	Jay Mattox	6-0	175	FR	Las Vegas, Nev./Las Vegas HS
			OR		
45	Tanner Kneisly	6-0	215	FR	Easley, S.C./Easley HS
			OR		
37	Mikael Sroka	5-10	175	FR	Argyle, Texas/Liberty Christian HS
			OR		
96	Mike Ruggles	6-6	205	FR	Lutz, Fla./Steinbrenner HS

PUNTER

96	Mike Ruggles	6-6	205	FR	Lutz, Fla./Steinbrenner HS
			OR		
47	Jay Mattox	6-0	175	FR	Las Vegas, Nev./Las Vegas HS
			OR		
45	Tanner Kneisly	6-0	215	FR	Easley, S.C./Easley HS
			OR		
37	Mikael Sroka	5-10	175	FR	Argyle, Texas/Liberty Christian HS

ROSTER

2013 UTEP FOOTBALL NUMERICAL ROSTER

NO.	NAME	POS.	HT.	WT.	CL.-EXP.	HOMETOWN (HS/PREVIOUS SCHOOL)
1	Jameill Showers	QB	6-2	220	JR-TR	Killeen, Texas (Shoemaker HS/Texas A&M)
1	Adrian James	DB	6-0	195	JR-2L	Dallas, Texas (Skyline HS)
2	Ishmael Harrison	DB	6-0	190	SO-1L	Red Oak, Texas (Red Oak HS)
3	Traun Roberson	DB	6-0	190	JR-0L	DeSoto, Texas (DeSoto HS)
4	Malcolm Trail	WR	6-1	200	JR-2L	Dallas, Texas (Life School Oak Cliff HS)
5	Jim Jones	WR	6-1	180	JR-1L	Redlands, Calif. (Aquinas HS)
6	Brandon Moss	WR	6-3	185	FR-RS	El Paso, Texas (Chapin HS)
7	Nick Gathrite	DB	5-9	165	SO-TR	Riverside, Calif. (Arlington HS/Riverside CC)
8	Marcus Bagley	DL	6-2	325	SR-3L	Mesquite, Texas (North Mesquite HS)
8	Autrey Golden	RB	5-11	180	SO-1L	Willis, Texas (Willis HS)
9	Jordan Leslie	WR	6-3	210	JR-2L	Houston, Texas (Tomball HS)
10	Joel Nunez	DB	5-7	155	FR-RS	El Paso, Texas (Bel Air HS)
10	Blaire Sullivan	QB	6-4	210	SO-1L	San Antonio, Texas (Central Catholic HS)
11	A.J. Ropati	LB	6-1	235	SR-1L	Carson, Calif. (Carson HS/Los Angeles Harbor College)
12	Jaylon Scott	DB	5-9	170	FR-HS	Dallas, Texas (Carter HS)
13	Wesley Miller	DB	5-10	180	JR-2L	Fresno, Calif. (San Joaquin Memorial HS)
14	Ian Hamilton	WR	6-5	230	JR-1L	Pasadena, Calif. (St. Francis HS/Pasadena City College)
15	Devin Patterson	WR	6-1	205	JR-2L	Mesquite, Texas (North Mesquite HS)
16	Alvin Jones	DB	5-10	180	FR-HS	El Paso, Texas (Burges HS)
16	Mack Leftwich	QB	5-10	190	FR-HS	Wexford, Penn. (North Allegheny HS)
17	Garrett Simpson	QB	6-7	240	FR-RS	The Colony, Texas (The Colony HS)
18	James Davidson	DL	6-3	235	SR-3L	Huntsville, Texas (Huntsville HS)
19	Katrae Ford	TE	6-5	230	JR-2L	Houston, Texas (Westfield HS)
19	Ricky Williams	DB	5-9	160	FR-HS	El Paso, Texas (Chapin HS)
20	Quinton Tezeno	DB	5-10	170	FR-HS	Orange, Texas (West Orange Stark HS)
21	Dashone Smith	DB	6-0	190	FR-RS	Spring, Texas (Klein Oak HS)
22	Jameel Erving	DB	6-1	195	JR-TR	Fontana, Calif. (Summit HS/Riverside CC)
23	Josh Bell	RB	6-0	220	JR-1L	Sugar Land, Texas (Kempner HS)
24	Richard Spencer	DB	6-2	215	SR-3L	Moreno Valley, Calif. (Rancho Verde HS)
25	Nathan Jeffery	RB	6-0	200	JR-2L	Caddo Mills, Texas (Caddo Mills HS)
26	Da'Carlos Renfro	DB	5-10	175	SO-0L	Orange, Texas (West Orange-Stark HS)
27	Devin Cockrell	DB	5-11	180	FR-HS	Port Arthur, Texas (Memorial HS)
28	Demarcus Kizzie	DB	5-9	185	SO-1L	Willis, Texas (Willis HS)
29	Aaron Jones	RB	5-10	175	FR-HS	El Paso, Texas (Burges HS)
30	Darrin Laufasa	RB	6-1	240	FR-HS	Bothell, Wash. (Bothell HS)
31	Robert Spencer	DB	6-0	185	JR-0L	Tyler, Texas (John Tyler HS)
32	LaQuintus Dowell	RB	5-10	195	SO-1L	Humble, Texas (Humble HS)
33	Horace Miller	LB	6-2	240	SR-2L	Baltimore, Md. (Dunbar HS/Louisville)
34	Anthony Puente	LB	5-11	225	JR-2L	San Antonio, Texas (Marshall HS)
35	Trey Brown	LB	6-0	210	SO-1L	Brownwood, Texas (Lancaster HS)
36	Cortez Harris	RB	6-0	215	FR-HS	Arlington, Texas (Mansfield Summit HS)
37	Mikael Sroka	K/P	5-10	175	FR-HS	Argyle, Texas (Liberty Christian HS)
38	Natanael Rodriguez	DB	6-1	175	SO-0L	El Paso, Texas (Jefferson HS)
39	Raleigh Johnson	DB	6-2	170	FR-HS	Beaumont, Texas (Ozen HS)
40	Cooper Brock	DL	6-4	260	JR-1L	Copperas Cove, Texas (Copperas Cove HS)
41	David Logston	LB	6-2	230	SR-1L	Tempe, Arizona (Corona del Sol HS)
42	Leon Hayes	DB	5-10	195	FR-RS	Las Vegas, Nev. (Desert Pines HS)
43	Roy Robertson	DL	6-7	240	SO-1L	Grand Prairie, Texas (South Grand Prairie HS)

44	Cooper Foster	LB	6-1	200	FR-RS	Cedar Park, Texas (Vista Ridge HS)
45	Tanner Kneisly	K/P	6-0	215	FR-HS	Easley, S.C. (Easley HS)
46	Hunter Nix	RB	6-1	235	JR-OL	Prosper, Texas (Prosper HS)
47	Jay Mattox	K/P	6-0	175	FR-HS	Las Vegas, Nev. (Las Vegas HS)
48	Ranique Lovett	RB	6-0	230	FR-HS	El Paso, Texas (Irvin HS)
49	Daniel Carrillo	LB	5-11	210	FR-RS	El Paso, Texas (El Paso HS)
50	Michael Kelley	LB	6-2	225	SR-OL	Los Angeles, Calif. (Grand Blanc HS)
51	Darnell Murray	LB	6-1	235	FR-RS	Perris, Calif. (Citrus Hill HS)
52	Dewan Edmonson	DL	6-1	260	FR-HS	Manvel, Texas (Manvel HS)
53	DeAndre Little	LB	6-2	240	JR-2L	Ft. Huachuca, Ariz. (Buena HS)
54	Silas Firstley	DL	6-1	260	FR-RS	Mesquite, Texas (Poteet HS)
55	James Robinson	OL	6-5	330	SR-1L	Richmond, Calif. (Salesian HS/City College Of San Francisco)
56	Dominic Matson	DL	6-2	225	SO-OL	San Antonio, Texas (Warren HS)
57	Joseph Camacho	LB	6-2	230	FR-HS	El Paso, Texas (Austin HS)
58	Brander Craighead	OL	6-7	300	SR-3L	Ottawa, Ontario, Canada (Fork Union Military Academy)
59	Paulo Melendez	OL	6-3	315	JR-1L	El Paso, Texas (Horizon HS)
60	Eric Lee	OL	6-1	285	SO-RS	Riverside, Calif. (Rancho Verde HS/Riverside City College)
61	Erik Ramirez	OL	6-3	265	FR-HS	El Paso, Texas (Del Valle HS)
61	Germard Reed	DL	6-1	280	SR-3L	Lufkin, Texas (Lufkin HS)
62	Kyle Brown	OL	6-2	275	JR-2L	Conroe, Texas (Conroe HS)
63	Gino Bresolin	OL	6-2	285	FR-HS	Redmond, Washington (Eastlake HS)
64	Nick Dooley	LS	6-8	310	SO-1L	Scottsdale, Ariz. (Scottsdale Christian Academy)
65	Mike Amdall	OL	6-5	320	SR-1L	Plano, Texas (Plano East HS)
66	Wayne Frazier	OL	6-4	320	SR-1L	Refugio, Texas (Refugio HS)
67	Christian Harper	OL	6-4	270	FR-RS	Galena Park, Texas (North Shore HS)
68	Josh Silvas	OL	6-4	350	JR-TR	El Paso, Texas (Canutillo HS/New Mexico Military Institute)
69	Jerel Watkins	OL	6-3	280	JR-2L	Channelview, Texas (Channelview HS)
70	Jerome Daniels	OL	6-3	285	FR-RS	Little Elm, Texas (Little Elm HS)
72	Blake Bullard	DL	6-3	275	JR-RS	Killeen, Texas (Killeen HS/Grossmont JC)
73	Chris Thummel	OL	6-4	275	FR-HS	El Paso, Texas (Hanks HS)
74	John De La Rosa	OL	6-6	310	FR-RS	Bay City, Texas (Bay City HS)
75	Derek Elmendorff	OL	6-3	295	FR-HS	El Paso, Texas (Franklin HS)
76	Will Hernandez	DL	6-3	305	FR-HS	Las Vegas, Nev. (Chaparral HS)
77	Chris Thomas	OL	6-4	325	SO-TR	Lancaster, Texas (Lancaster HS/Cisco College)
78	T.J. Talashek	OL	6-0	275	FR-RS	Sunnyvale, Texas (Sunnyvale HS/Coastal Carolina)
79	Corin Brooks	OL	6-4	320	JR-1L	Riverside, Calif. (Arlington HS)
80	Jacob Garcia	WR	5-11	175	JR-OL	El Paso, Texas (Riverside HS)
81	Craig Wenrick	TE	6-5	260	SR-3L	Flower Mound, Texas (Flower Mound HS)
82	Kevin Perry	TE	6-6	275	SR-3L	Opelousas, La. (Houston Westbury Christian HS)
83	Jaquan White	WR	5-11	180	FR-RS	Dallas, Texas (Lancaster HS)
84	Cole Freytag	WR	6-3	190	SO-1L	El Paso, Texas (Coronado HS)
85	Peter Carreon	WR	5-10	190	SR-OL	El Paso, Texas (Riverside HS)
86	Marvin Emetom	TE	6-4	210	JR-TR	Dallas, Texas (Richardson HS/Northern Arizona)
87	Eric Tomlinson	TE	6-7	260	JR-2L	Klein, Texas (Klein HS)
88	Jarrad Shaw	WR	5-9	180	SR-OL	Los Angeles, Calif. (St. Bernard HS/El Camino JC)
89	Cole Rogers	TE	6-4	220	FR-HS	Dripping Springs, Texas (Dripping Springs HS)
90	Maurice Chavis	DL	6-1	275	JR-TR	Tucson, Ariz. (Sabino HS/Pima CC)
91	Vince Czerniewski	DL	6-0	290	SO-TR	Pittsburgh, Pa. (North Allegheny HS/Duquesne)
92	Adam Ayala	DL	6-5	275	SR-3L	Huntsville, Texas (Huntsville HS)
93	Matthew Heard	DL	6-3	220	SO-TR	El Paso, Texas (Andress HS/NM State)
95	Devante Richardson	DL	6-2	290	FR-RS	Fort Worth, Texas (Juan Seguin HS)
96	Mike Ruggles	K/P	6-6	205	FR-HS	Lutz, Fla. (Steinbrenner HS)
97	Brian Madunezim	DL	6-3	235	FR-RS	Houston, Texas (Nimitz HS)
98	Eddie Custard	DL	6-1	220	JR-TR	Faunsdale, Ala. (Amelia Love Johnson HS/Alabama)
99	Nick Usher	DL	6-3	215	FR-HS	Los Angeles, Calif. (Serra HS)

ROSTER


2013 UTEP FOOTBALL ALPHABETICAL ROSTER

NO.	NAME	POS.	HT.	WT.	CL.-EXP.	HOMETOWN (HS/PREVIOUS SCHOOL)
65	Mike Amdall	OL	6-5	320	SR-1L	Plano, Texas (Plano East HS)
92	Adam Ayala	DL	6-5	275	SR-3L	Huntsville, Texas (Huntsville HS)
8	Marcus Bagley	DL	6-2	325	SR-3L	Mesquite, Texas (North Mesquite HS)
23	Josh Bell	RB	6-0	220	JR-1L	Sugar Land, Texas (Kempner HS)
63	Gino Bresolin	OL	6-2	285	FR-HS	Redmond, Washington (Eastlake HS)
40	Cooper Brock	DL	6-4	260	JR-1L	Copperas Cove, Texas (Copperas Cove HS)
79	Corin Brooks	OL	6-4	320	JR-1L	Riverside, Calif. (Arlington HS)
62	Kyle Brown	OL	6-2	275	JR-2L	Conroe, Texas (Conroe HS)
35	Trey Brown	LB	6-0	210	SO-1L	Brownwood, Texas (Lancaster HS)
72	Blake Bullard	DL	6-3	275	JR-RS	Killeen, Texas (Killeen HS/Grossmont JC)
57	Joseph Camacho	LB	6-2	230	FR-HS	El Paso, Texas (Austin HS)
85	Peter Carreon	WR	5-10	190	SR-0L	El Paso, Texas (Riverside HS)
49	Daniel Carrillo	LB	5-11	210	FR-RS	El Paso, Texas (El Paso HS)
90	Maurice Chavis	DL	6-1	275	JR-TR	Tucson, Ariz. (Sabino HS/Pima CC)
27	Devin Cockrell	DB	5-11	180	FR-HS	Port Arthur, Texas (Memorial HS)
58	Brander Craighead	OL	6-7	300	SR-3L	Ottawa, Ontario, Canada (Fork Union Military Academy)
98	Eddie Custard	DL	6-1	220	JR-TR	Faunsdale, Ala. (Amelia Love Johnson HS/Alabama)
91	Vince Czerniewski	DL	6-0	290	SO-TR	Pittsburgh, Pa. (North Allegheny HS/Duquesne)
70	Jerome Daniels	OL	6-3	285	FR-RS	Little Elm, Texas (Little Elm HS)
18	James Davidson	DL	6-3	235	SR-3L	Huntsville, Texas (Huntsville HS)
74	John De La Rosa	OL	6-6	310	FR-RS	Bay City, Texas (Bay City HS)
64	Nick Dooley	LS	6-8	310	SO-1L	Scottsdale, Ariz. (Scottsdale Christian Academy)
32	LaQuintus Dowell	RB	5-10	195	SO-1L	Humble, Texas (Humble HS)
52	Dewan Edmonson	DL	6-1	260	FR-HS	Manvel, Texas (Manvel HS)
75	Derek Elmendorff	OL	6-3	295	FR-HS	El Paso, Texas (Franklin HS)
86	Marvin Emetom	TE	6-4	210	JR-TR	Dallas, Texas (Richardson HS/Northern Arizona)
22	Jameel Erving	DB	6-1	195	JR-TR	Fontana, Calif. (Summit HS/Riverside CC)
54	Silas Firstley	DL	6-1	260	FR-RS	Mesquite, Texas (Poteet HS)
19	Katrae Ford	TE	6-5	230	JR-2L	Houston, Texas (Westfield HS)
44	Cooper Foster	LB	6-1	200	FR-RS	Cedar Park, Texas (Vista Ridge HS)
66	Wayne Frazier	OL	6-4	320	SR-1L	Refugio, Texas (Refugio HS)
84	Cole Freytag	WR	6-3	190	SO-1L	El Paso, Texas (Coronado HS)
80	Jacob Garcia	WR	5-11	175	JR-0L	El Paso, Texas (Riverside HS)
7	Nick Gathrite	DB	5-9	165	SO-TR	Riverside, Calif. (Arlington HS/Riverside CC)
8	Autrey Golden	RB	5-11	180	SO-1L	Willis, Texas (Willis HS)
14	Ian Hamilton	WR	6-5	230	JR-1L	Pasadena, Calif. (St. Francis HS/Pasadena City College)
67	Christian Harper	OL	6-4	270	FR-RS	Galena Park, Texas (North Shore HS)
36	Cortez Harris	RB	6-0	215	FR-HS	Arlington, Texas (Mansfield Summit HS)
2	Ishmael Harrison	DB	6-0	190	SO-1L	Red Oak, Texas (Red Oak HS)
42	Leon Hayes	DB	5-10	195	FR-RS	Las Vegas, Nev. (Desert Pines HS)
93	Matthew Heard	DL	6-3	220	SO-TR	El Paso, Texas (Andress HS/NM State)
76	Will Hernandez	DL	6-3	305	FR-HS	Las Vegas, Nev. (Chaparral HS)
1	Adrian James	DB	6-0	195	JR-2L	Dallas, Texas (Skyline HS)
25	Nathan Jeffery	RB	6-0	200	JR-2L	Caddo Mills, Texas (Caddo Mills HS)
39	Raleigh Johnson	DB	6-2	170	FR-HS	Beaumont, Texas (Ozen HS)
29	Aaron Jones	RB	5-10	175	FR-HS	El Paso, Texas (Burges HS)
16	Alvin Jones	DB	5-10	180	FR-HS	El Paso, Texas (Burges HS)
5	Jim Jones	WR	6-1	180	JR-1L	Redlands, Calif. (Aquinas HS)

50	Michael Kelley	LB	6-2	225	SR-0L	Los Angeles, Calif. (Grand Blanc HS)
28	Demarcus Kizzie	DB	5-9	185	SO-1L	Willis, Texas (Willis HS)
45	Tanner Kneisly	K/P	6-0	215	FR-HS	Easley, S.C. (Easley HS)
30	Darrin Laufasa	RB	6-1	240	FR-HS	Bothell, Wash. (Bothell HS)
60	Eric Lee	OL	6-1	285	SO-RS	Riverside, Calif. (Rancho Verde HS/Riverside City College)
16	Mack Leftwich	QB	5-10	190	FR-HS	Wexford, Penn. (North Allegheny HS)
9	Jordan Leslie	WR	6-3	210	JR-2L	Houston, Texas (Tomball HS)
53	DeAndre Little	LB	6-2	240	JR-2L	Ft. Huachuca, Ariz. (Buena HS)
41	David Logston	LB	6-2	230	SR-1L	Tempe, Arizona (Corona del Sol HS)
48	Ranique Lovett	RB	6-0	230	FR-HS	El Paso, Texas (Irvin HS)
97	Brian Madunezim	DL	6-3	235	FR-RS	Houston, Texas (Nimitz HS)
56	Dominic Matson	DL	6-2	225	SO-0L	San Antonio, Texas (Warren HS)
47	Jay Mattox	K/P	6-0	175	FR-HS	Las Vegas, Nev. (Las Vegas HS)
59	Paulo Melendez	OL	6-3	315	JR-1L	El Paso, Texas (Horizon HS)
33	Horace Miller	LB	6-2	240	SR-2L	Baltimore, Md. (Dunbar HS/Louisville)
13	Wesley Miller	DB	5-10	180	JR-2L	Fresno, Calif. (San Joaquin Memorial HS)
6	Brandon Moss	WR	6-3	185	FR-RS	El Paso, Texas (Chapin HS)
51	Darnell Murray	LB	6-1	235	FR-RS	Perris, Calif. (Citrus Hill HS)
46	Hunter Nix	RB	6-1	235	JR-0L	Prosper, Texas (Prosper HS)
10	Joel Nunez	DB	5-7	155	FR-RS	El Paso, Texas (Bel Air HS)
15	Devin Patterson	WR	6-1	205	JR-2L	Mesquite, Texas (North Mesquite HS)
82	Kevin Perry	TE	6-6	275	SR-3L	Opelousas, La. (Houston Westbury Christian HS)
34	Anthony Puente	LB	5-11	225	JR-2L	San Antonio, Texas (Marshall HS)
61	Erik Ramirez	OL	6-3	265	FR-HS	El Paso, Texas (Del Valle HS)
61	Germard Reed	DL	6-1	280	SR-3L	Lufkin, Texas (Lufkin HS)
26	Da'Carlos Renfro	DB	5-10	175	SO-0L	Orange, Texas (West Orange-Stark HS)
95	Devante Richardson	DL	6-2	290	FR-RS	Fort Worth, Texas (Juan Seguin HS)
3	Traun Roberson	DB	6-0	190	JR-0L	DeSoto, Texas (DeSoto HS)
43	Roy Robertson	DL	6-7	240	SO-1L	Grand Prairie, Texas (South Grand Prairie HS)
55	James Robinson	OL	6-5	330	SR-1L	Richmond, Calif. (Salesian HS/City College Of San Francisco)
38	Natanael Rodriguez	DB	6-1	175	SO-0L	EL Paso, Texas (Jefferson HS)
89	Cole Rogers	TE	6-4	220	FR-HS	Dripping Springs, Texas (Dripping Springs HS)
11	A.J. Ropati	LB	6-1	235	SR-1L	Carson, Calif. (Carson HS/Los Angeles Harbor College)
96	Mike Ruggles	K/P	6-6	205	FR-HS	Lutz, Fla. (Steinbrenner HS)
12	Jaylon Scott	DB	5-9	170	FR-HS	Dallas, Texas (Carter HS)
88	Jarrad Shaw	WR	5-9	180	SR-0L	Los Angeles, Calif. (St. Bernard HS/El Camino JC)
1	Jameill Showers	QB	6-2	220	JR-TR	Killeen, Texas (Shoemaker HS/Texas A&M)
68	Josh Silvas	OL	6-4	350	JR-TR	El Paso, Texas (Canutillo HS/New Mexico Military Institute)
17	Garrett Simpson	QB	6-7	240	FR-RS	The Colony, Texas (The Colony HS)
21	Dashone Smith	DB	6-0	190	FR-RS	Spring, Texas (Klein Oak HS)
24	Richard Spencer	DB	6-2	215	SR-3L	Moreno Valley, Calif. (Rancho Verde HS)
31	Robert Spencer	DB	6-0	185	JR-0L	Tyler, Texas (John Tyler HS)
37	Mikael Sroka	K/P	5-10	175	FR-HS	Argyle, Texas (Liberty Christian HS)
10	Blaire Sullivan	QB	6-4	210	SO-1L	San Antonio, Texas (Central Catholic HS)
78	T.J. Talashek	OL	6-0	275	FR-RS	Sunnyvale, Texas (Sunnyvale HS/Coastal Carolina)
20	Quinton Tezeno	DB	5-10	170	FR-HS	Orange, Texas (West Orange Stark HS)
77	Chris Thomas	OL	6-4	325	SO-TR	Lancaster, Texas (Lancaster HS/Cisco College)
73	Chris Thummel	OL	6-4	275	FR-HS	El Paso, Texas (Hanks HS)
87	Eric Tomlinson	TE	6-7	260	JR-2L	Klein, Texas (Klein HS)
4	Malcolm Trail	WR	6-1	200	JR-2L	Dallas, Texas (Life School Oak Cliff HS)
99	Nick Usher	DL	6-3	215	FR-HS	Los Angeles, Calif. (Serra HS)
69	Jerel Watkins	OL	6-3	280	JR-2L	Channelview, Texas (Channelview HS)
81	Craig Wenrick	TE	6-5	260	SR-3L	Flower Mound, Texas (Flower Mound HS)
83	Jaquan White	WR	5-11	180	FR-RS	Dallas, Texas (Lancaster HS)
19	Ricky Williams	DB	5-9	160	FR-HS	El Paso, Texas (Chapin HS)



MEET THE MINERS





MIKE AMDALL

OL | 6-5 | 320 | SR-1L
Plano, Texas
(Plano East HS)

2012 (JUNIOR): Played in 10 games ... backed up James Nelson at right tackle during season.
2011 (SOPHOMORE): Did not see action.
2010 (FRESHMAN): Did not appear in any games.

2009: Redshirted.

PRIOR TO UTEP: One-year letterwinner and starter for Plano East High School (Plano, Texas).

PERSONAL: Full name is Michael Jeffery Amdall ... son of Steve and Michele Amdall ... has one brother ... born 12/26/90 (Plano, Texas) ... Communication major.



ADAM AYALA

DL | 6-5 | 275 | SR-3L
Huntsville, Texas
(Huntsville HS)

2012 (JUNIOR): Appeared in 11 contests, including one start ... credited with a quarterback hurry against UCF ... made nine tackles, seven assisted ... tallied four stops, matching his career high, against Tulane.

2011 (SOPHOMORE): Appeared in nine contests ... registered five tackles, a sack, forced a fumble and had two quarterback hurries.

2010 (FRESHMAN): Tallied 22 tackles, two tackles for losses, a half-sack, three quarterback hurries and a blocked kick in 13 games ... made his first career start at left tackle versus Tulane and responded with a season-best four takedowns ... tackle for loss came at New Mexico and half-sack was posted in the opener against Arkansas-Pine Bluff ... pressured the quarterback twice versus Rice ... blocked a punt at Marshall ... credited with three tackles in a pair of road games (Houston, Tulsa) ... also accumulated three tackles in the New Mexico Bowl against BYU.

2009: Redshirted.

PRIOR TO UTEP: Unanimous first team All-District 18-4A defensive end as a senior at Huntsville High School ... also earned honorable mention All-State honors by the Texas Sportswriters and the Associated Press following the 2008 campaign ... rated a three-star recruit and the 83rd-best defensive tackle prospect in the nation by Rivals.com ... ranked no. 135 among defensive tackles by Scouts, Inc. ... chosen Huntsville High's Defensive Lineman of the Year after tallying 44 tackles, five tackles for losses, 2.5 sacks, three forced fumbles, two fumble recoveries and two pass break-ups as a senior ... helped Huntsville to an undefeated district championship in 2008 with a 7-0 mark (team was 7-2 overall) ... excelled in the classroom also, earning Academic All-District and honorable mention Academic All-State honors as a senior ... first team All-District choice as a junior, as well as Academic All-District and a member of the Underclassmen All-Region team ... two-year varsity letterwinner for coach Mitchell Coey ... played quarterback as a freshman and sophomore, defensive line as a junior and senior and some offensive line as a senior ... teammate of James Davidson, another UTEP signee, at Huntsville ... played basketball his freshman year and was a four-year letterman in baseball, splitting time at third base and designated hitter ... second team All-District DH his junior campaign ... member of the National Honor Society his senior year and Mu Alpha Theta his junior year.

PERSONAL: Full name is Adam Bartholomew Ayala ... parents are Armando and Lynn Ayala ... has one sister ... father is a UTEP graduate, as well as aunt (Becky Ayala) and uncle (Victor Ayala) ... born 8/12/91 (Huntsville, Texas) ... Business major.

CAREER STATISTICS										
Season	GP	UT	AT	Tot	TFL	Sacks	Int	FF/FR	PBU	QBH
2010	13-1	5	17	22	2.0-8	0.5-3	0-0	0/0	0	3
2011	9-0	2	3	5	1.0-5	0-0	0-0	1/0	0	2
2012	11-1	2	7	9	0	0-0	0-0	1/0	0	1
Totals	33-2	9	27	36	3.0-13	0.5-3	0-0	2/0	0	6



MARCUS BAGLEY

DL | 6-2 | 325 | SR-3L
Mesquite, Texas
(North Mesquite HS)

UTEP ITEM: Named to the 2012 & 2013 C-USA Commissioner's Honor Roll (minimum 3.0 GPA).
2012 (JUNIOR): Earned All-Conference USA honorable mention honors ... appeared in all 12 games, including

11 starts ... posted 32 tackles, the fourth-highest total among all UTEP DL ... notched a QB hurry at East Carolina ... three of his five solo stops on the campaign came against No. 4 Oklahoma ... credited with a career-high seven tackles vs. the Sooners ... made at least four tackles in a quartet of contests.

2011 (SOPHOMORE): Played in 12 games, making three starts (two at nose, one at left tackle) ... registered 21 stops, one fumble recovery, and three quarterback pressures ... posted four tackles versus Stony Brook and Colorado State.

2010 (FRESHMAN): Appeared in every game as a true freshman, starting the last five at nose tackle ... tallied 28 tackles, two tackles for losses, a sack and quarterback pressure on the year ... plugged into the starting lineup after posting a season-high six tackles versus Tulane ... in five games as a starter registered 14 stops, a sack (against SMU) and quarterback hurry (at Arkansas) ... came up with three tackles in the New Mexico Bowl versus BYU.

PRIOR TO UTEP: First Team All-District 11-5A choice as a junior and senior at North Mesquite HS ... honorable mention All-State honoree by the Associated Press following his senior campaign ... rated a three-star recruit by Rivals.com ... regarded as an area top-100 prospect by The Dallas Morning News ... credited with 96 tackles, five sacks and a forced fumble his senior campaign ... teammate of Devin Patterson, another UTEP signee, at North Mesquite where he was coached by Michael Robinson ... member of North Mesquite's track & field team, throwing the shot put.

PERSONAL: Parents are Cornelius Bagley and Barbara Stansbury ... has six brothers and three sisters ... cousin, Willie Wood, is in the Green Bay Packers Hall of Fame ... brother Emmanuel Bagley played football at Midwestern State ... born 5/3/92 (Dallas, Texas) ... Multidisciplinary Studies major.

CAREER STATISTICS										
Season	GP	UT	AT	Tot	TFL	Sacks	Int	FF/FR	PBU	QBH
2010	13-5	10	18	28	2.0-6	1-1	0-0	0/0	0	1
2011	12-3	5	16	21	0.0-0	0-0	0-0	0/1	0	3
2012	12-11	5	27	32	0.5-2	0-0	0-0	0/0	0	1
Totals	37-19	20	61	81	2.5-8	1-1	0-0	0/1	0	5



JOSH BELL

RB | 6-0 | 220 | JR-1L
Sugar Land, Texas
(Kempner HS)

2012 (SOPHOMORE): Participated in nine contests ... gained 116 yards on the ground with three trips into the end zone ... ran for 30 yards and two touchdowns in a win over rival NM State ... had best game versus Tulane

as he gained 47 yards on 10 carries with a score ... 14-yard dash against the Green Wave was a season long.

2011 (FRESHMAN): Saw action in two contests ... carried three times for four yards, averaging 1.3 yards per carry ... appointed the Miners' offensive scout team MVP.

2010: Redshirted.

PRIOR TO UTEP: Four-year starter and three-time first team All-District 5A member during his career at Kempner High School ... recognized by Dave Campbell's Texas Football as one of the top-300 players in the state... selected as an All-Houston Area top-100 player and voted to the preseason football touchdown club team ... rumbled for 384 yards and eight TDs on 77 carries as a senior ... compiled 581 rushing yards and six TDs in 2008 on 96 attempts ... carried 85 times for 415 yards and four touchdowns as a sophomore ... four-year member of the KHS Academic Honor Roll.

PERSONAL: Son of Tonya Walker ... has one sister ... born 12/4/91 (Houston, Texas) ... Kinesiology major.

CAREER STATISTICS

Season	GP-GS	Rush	Yds	Avg.	TD	Long	Avg/Gm
2011	2-0	3	4	1.3	0	3	2.0
2012	9-0	33	116	3.5	3	14	12.9
Totals	11-0	36	120	3.3	3	14	10.9



GINO BRESOLIN

OL | 6-2 | 285 | FR-HS
Redmond, Washington
(Eastlake HS)

PRIOR TO UTEP: Ranked the no. 39 center in the class of 2012 by 24/7 Sports ... All-State defensive end by the Associated Press as a senior at Eastlake High School ... other senior honors included first team All-KingCo

at two positions (left tackle & defensive end) and All-Area defensive end ... two-time KingCo Lineman of the Year (2010 & 2011) ... as a junior, was appointed first team All-KingCo as a left tackle ... honorable mention All-KingCo as a sophomore at the center position ... three-year varsity letterwinner for coach Gene Dales ... also threw the shot put and discus for the Eastlake track and field squad ... finished ninth in the shot put at the 2011 4A state championships (50' 5 3/4).

PERSONAL: Parents are Andy Jerome Bresolin and Tammy Lee Bresolin ... father played in two Rose Bowls for the University of Washington ... has one sister ... full name is Gino Jerome Bresolin ... born 11/22/93 (Kirkland, Wash.) ... undeclared major.



COOPER BROCK

DL | 6-4 | 260 | JR-1L
Copperas Cove, Texas
(Copperas Cove HS)

2012 (SOPHOMORE): Made appearances in nine games ... three of his four tackles on the year were solo stops ... registered a solo tackle in consecutive games to close the year.

2011 (FRESHMAN): Played in two games.

2010: Redshirted.

PRIOR TO UTEP: Three-year letterwinner for Copperas Cove High School under head coach Jack Welch ... garnered first team All-District honors as a senior ... registered 120 tackles, including 12 sacks, while picking off one pass in leading his team to a bi-district crown ... compiled 100 tackles and 10 sacks as a junior ... his team was state runner-up in his initial year on the varsity roster.

PERSONAL: Parents are Rich Brock and Leslie Cabellos ... has two brothers ... born 3/3/92 (Phoenix, Ariz.) ... Multidisciplinary Studies major.

CAREER STATISTICS

Season	GP	UT	AT	Tot	TFL	Sacks	Int	FF/FR	PBU	QBH
2011	2-0	0	0	0	0-0	0-0	0-0	0/0	0	0
2012	9-0	3	1	4	0-0	0-0	0-0	0/0	0	0
Totals	11-0	3	1	4	0-0	0-0	0-0	0/0	0	0



CORIN BROOKS

OL | 6-4 | 320 | JR-1L
Riverside, Calif.
(Arlington HS)

2012 (SOPHOMORE): Saw action in 10 games ... backed up Kyle Brown at right guard during campaign.

2011 (FRESHMAN): Did not see action.

2010: Redshirted.

PRIOR TO UTEP: Three-year letterwinner for head coach Pat McCarthy at Arlington High School ... recorded 10 sacks and garnered placement on the 2009 All-Inland Valley League first team ... his squad rolled to a 10-2 mark ... also was recognized as an All-CIF team member.

PERSONAL: Son of Gerard and Cheryl Brooks ... has a younger sister ... born 7/31/92 (Long Beach, Calif.) ... Business/Finance major.



KYLE BROWN

OL | 6-2 | 275 | JR-2L
Conroe, Texas
(Conroe HS)

2012 (SOPHOMORE): Started all 12 games at right guard ... efforts helped UTEP running backs and quarterbacks gain over 1,700 yards with 13 touchdowns on the ground.

2011 (FRESHMAN): Saw action in five contests for the

Miners as a reserve center.

2010: Redshirted.

PRIOR TO UTEP: First team All-District 14-5A offensive lineman as a junior and senior at Conroe High School ... first team All-District defensive lineman as a senior ... played offensive guard and defensive tackle during his prep career ... regarded as a top-100 area player by the Houston Chronicle ... rated one of the top-150 defensive end prospects in the country by Scout.com ... All-County choice on defense as a junior and offense as a senior ... coached by Roger Holtkamp at Conroe HS, where he was a three-year varsity letterwinner ... also a member of Conroe's wrestling and track & field teams ... finished in the top-eight in the state while wrestling at 285 pounds.

PERSONAL: Parents are Steve and Stacey Brown ... has two brothers and one sister ... born 2/25/92 (The Woodlands, Texas) ... Business/Finance major.



TREY BROWN

LB | 6-0 | 210 | SO-1L
Brownwood, Texas
(Lancaster HS)

2012 (FRESHMAN): Played in nine games on the season ... posted seven tackles, with five assisted ... had a pair of tackles at Houston and against UCF.

PRIOR TO UTEP: Rated a three-star recruit and the No. 52 inside linebacker nationally by Scouts, Inc. ... started from the second game of his freshman year through the conclusion of his career at Lancaster HS ... three-time All-District 15-4A choice, garnering first team honors as a senior and sophomore ... accounted for roughly 10 tackles per game on average during his final three years ... registered eight sacks and three interceptions (including two for touchdowns) while forcing several fumbles in 2010 ... was involved with the Future Farmers of America (FFA) program for a year ... also participated in the junior ROTC program for two years ... son of Joseph and Vickie Brown ... has two brothers and three sisters ... uncle, Jan Brown, played football at Abilene Christian and was a member of the school's 1973 national championship team.

PERSONAL: Full name is Trey J. Brown ... parents are Joseph and Vickie Brown ... born 1/24/93 (Brownwood, Texas) ... has two brothers and one sister ... undeclared major.

CAREER STATISTICS

Season	GP	UT	AT	Tot	TFL	Sacks	Int	FF/FR	PBU	QBH
2012	9-0	2	5	7	0-0	0	0	0/0	0	0
Totals	9-0	2	5	7	0-0	0	0	0/0	0	0



BLAKE BULLARD

DL | 6-3 | 275 | JR-RS
Killeen, Texas
(Killeen HS/Grossmont JC)

2012: Redshirted.

PRIOR TO UTEP: Transferred from Grossmont JC ... recognized as a second team All-Conference performer in 2011 ... previously earned two varsity letters at Killeen HS,

where he was used as a tight end ... earned second team All-District accolades during his senior campaign.

PERSONAL: Son of Stacy Bullard and Paula Williams ... has one brother and two sisters ... born 6/26/91 (Chicago, Ill.) ... Multidisciplinary Studies major.



PETER CARREON

WR | 5-10 | 190 | SR-OL
El Paso, Texas
(Riverside HS)

2012 (JUNIOR): Played in one game (vs. UCF).

PRIOR TO UTEP: Three-year varsity performer for Riverside High School ... started final two years at quarterback and punter, while also leading the squad in rushing ...

threw for 1,814 yards and 12 touchdowns as a senior in 2008 ... threw for three TDs against San Elizario and Mountain View ... tallied 570 rushing yards and scored five TDs in 109 attempts ... gained 100 yards on just nine carries in game against San Elizario ... scored twice while recording 88 yards on the ground against Del Valle ... relied heavily on his running ability as a junior ... tallied 14 TDs on the ground while gaining 743 yards on 128 tries ... had at least one rushing TD in the first seven games on the campaign ... tallied two TDs and piled up 248 yards in just 14 carries against Hanks ... also surpassed 100 yards with a 154-yard effort against Ysleta ... scored season-best three TDs in finale against San Elizario ... contributed on special teams by punting 27 times for 952 yards (35.3 average) ... ten of his punts put the opposition within their 20-yard line ... registered a long of at least 50 yards in four games, including season-best 59-yard effort against Franklin ... pitched in 249 passing yards, 109 receiving and 18 rushing in helping the team finish 9-2 in 2006.

PERSONAL: Full name is Peter Jacob Carreon ... parents are Manuel and Lorrain Carreon ... born 10/24/90 (El Paso, Texas) ... has two brothers ... Multidisciplinary Studies major.



DANIEL CARRILLO

LB | 5-11 | 210 | FR-RS
El Paso, Texas
(El Paso HS)

2012: Redshirted.

PRIOR TO UTEP: Earned a pair of letters while playing linebacker for El Paso HS ... was a first team All-District and first team All-City honoree as a senior ... was also an

honorable mention All-State performer ... helped team forge a mark of 7-4, including 5-2 in league play ... registered 75 total tackles, including 44 solo stops, to place fourth on the squad ... huge threat as pass rusher, accounting for 16 of the team's 29.5 sacks on the season.

PERSONAL: Son of Danny Carrillo and Maryann Bernadett ... has one brother ... born 6/22/94 (El Paso, Texas) ... Pre-Business major.



DEVIN COCKRELL

DB | 5-11 | 180 | FR-HS
Port Arthur, Texas
(Memorial HS)

PRIOR TO UTEP: Garnered UIL 21-5A All-District second team honors during his senior campaign ... helped the team finish with an 8-3 record ... defense was ranked no. 1 in District 21-5A and gave up the fewest passing yards

in school history ... led Memorial secondary in tackles and pass break-ups ... totaled 41 tackles, four forced fumbles, 10 pass deflections, eight tackles for losses and two interceptions ... averaged 7.6 yards per carry on offense at tailback ... in 2011, Memorial finished the campaign 13-2 and went to the state semifinals.

PERSONAL: Full name is Devin Jamar Cockrell ... son of Waymen and Tarsha Taylor ... born 12/21/94 (Port Arthur, Texas) ... undeclared major.



BRANDER CRAIGHEAD

OL | 6-7 | 300 | SR-3L
Ottawa, Ontario, Canada
(Mother Teresa Catholic School/
Fork Union Military Academy)

UTEP ITEM: Selected by the Calgary Stampede with the seventh pick in the first round of the 2013 CFL Draft.

2012 (JUNIOR): Played in all 12 games, starting 11 at left tackle ... efforts paved the way for running back Nathan Jeffery to gain nearly 900 yards with seven scores ... the Miners averaged 148.5 rushing yards per game ... helped UTEP gain a season-high 267 yards on the ground and three touchdowns against UCF ... Miners gained over 200 yards rushing, including a season-long 71-yard sprint against No. 4 Oklahoma.

2011 (SOPHOMORE): Started every game (four at right tackle, eight at left tackle) ... helped the Miners rank tied for fourth nationally in long plays of 70+ yards (four), tied for sixth in plays of 60+ yards (seven), and tied for 17th in plays of 50+ yards (nine) from scrimmage ... the Miners scored 22 rushing touchdowns in the red zone ... UTEP's 154.9 yards rushing per game marked its third-best effort in 13 years ... UTEP registered four players with 150+ yards rushing.

2010: Redshirted.

2009 (FRESHMAN): Pulled from redshirt for the final five games of the season ... backed up Alex Solot at right tackle.

PRIOR TO UTEP: Spent the 2008 season at Fork Union Military Academy in Fork Union, Va., where he was coached by John Shuman ... started at left tackle and posted 12 knockdowns ... also saw time at fullback, rushing 15 times for 45 yards and catching two passes ... credited with five tackles as a member of Fork Union's punt cover team ... attended Mother Teresa Catholic School in Nepean, Ontario, Canada ... his high school did not have a football team, but he was a member of the lacrosse squad his senior year ... played for the Nepean Redskins city league football team for 10 years, earning multiple All-City honors while being coached by his father, Steven John Craighead ... saw time in the offensive and defensive line and some action at tight end.

PERSONAL: Full name is Brander Donald Craighead ... parents are Steven and Pamela Craighead ... has one sister ... born 9/8/90 (Bellville, Ontario, Canada) ... Multidisciplinary Studies major.



EDDIE CUSTARD

DL | 6-1 | 220 | JR-TR
Faunsdale, Ala.
(Amelia Love Johnson HS/Alabama)

PRIOR TO UTEP: Compiled 153 tackles and an interception during senior season at Amelia Love Johnson HS ... registered 157 tackles and an interception during his junior campaign ... named team MVP during

sophomore, junior and senior seasons ... played on the basketball team and ran track.

PERSONAL: Son of Eddie and Juanita Custard ... has two brothers and two sisters ... full name is Eddie Joe Custard ... born 1/1/92 (Selma, Ala.) ... undeclared major.



JEROME DANIELS

OL | 6-3 | 285 | FR-RS
Little Elm, Texas
(Little Elm HS)

UTEP ITEM: Earned placement on the Conference USA Commissioner's Honor Roll (minimum 3.0 cumulative GPA) in the spring of 2013.

2012: Redshirted.

PRIOR TO UTEP: Two-time All-District 4-4A first team selection (2010 & 2011) ... Texas Top-30 offensive lineman by Dave Campbell's Texas Football magazine ... recorded 30 pancake blocks as a junior and 50 his senior campaign ... paved the way for a team that rushed for 3,000 yards to rank second in the Dallas Metro area ... led team to the bi-district playoffs as a sophomore ... scholar-athlete with 4.18 GPA ... benched 400 pounds and had a squat of 620 pounds.

PERSONAL: Full name is Ronald Jerome Daniels, JR. ... parents are Morris and Jennifer Turner ... born 3/20/94 (Galveston, Texas) ... has two sisters ... undeclared major.



JAMES DAVIDSON

DL | 6-3 | 235 | SR-3L
Huntsville, Texas
(Huntsville HS)

2012 (JUNIOR): Played in 12 contests, including two starts ... compiled 36 tackles, the third-most by a UTEP DL, on the campaign ... his 15 solo stops led all DL ... registered 2.5 sacks (third on the team) for 23 yards ...

also checked in third on the team with 6.5 tackles for losses for 32 yards ... credited with three quarterback hurries, with a career-best two at Houston and one against Oklahoma ... made a career-high eight tackles at Tulsa ... had at least one tackle in every contest, with five games of three or more ... set a career high for sacks with 1.5 vs. UCF ... also had a sack resulting in a loss of 16 yards to help UTEP topple rival NM State.

2011 (SOPHOMORE): Appeared in 11 contests ... posted 17 stops, including three tackles for losses ... registered two sacks for a loss of 10 yards ... also had one quarterback pressure and a pass break-up ... tallied four takedowns versus Stony Brook and East Carolina ... nine stops came against C-USA opponents.

2010 (FRESHMAN): Credited with five tackles and two quarterback pressures in seven games ... posted four stops and a hurry in most extensive action against Tulane.

2009: Redshirted.

PRIOR TO UTEP: Regarded as one of the top 20 defensive backs in Texas and one of the top 300 players in the Lone Star State by Dave Campbell's Texas Football magazine ... tabbed the No. 128 safety in the nation by Scouts, Inc. ... honorable mention selection on defense to the 2008 Associated Press 4A All-State team ... a two-time 18-4A first team All-District honoree for coach Mitchell Coey at Huntsville High School, including a unanimous selection as a senior ... was a second-team All-Area performer ... voted as the district's Newcomer of the Year following his junior season in 2007 ... registered 63 tackles, three interceptions and three sacks as a senior ... compiled 84 tackles as a junior.

PERSONAL: Parents are Chad and Missy Davidson ... has one brother, Charlie ... born 11/1/90 (Huntsville, Texas) ... Multidisciplinary Studies major.

CAREER STATISTICS

Season	GP	UT	AT	Tot	TFL	Sacks	Int	FF/FR	PBU	QBH
2010	7-0	0	5	5	0-0	0-0	0-0	0/0	0	0
2011	11-0	8	9	17	3.0-11	2.0-10	0-0	0/0	1	1
2012	12-2	15	21	36	6.5-32	2.5-23	0-0	0/0	0	3
Totals	30-2	23	35	58	9.5-43	4.5-33	0-0	0/0	1	4



JOHN DE LA ROSA

OL | 6-6 | 310 | FR-RS
Bay City, Texas
(Bay City HS)

UTEP ITEM: Maintained a cumulative GPA of 3.75 or better, earning a C-USA Commissioner's Academic Medal in the spring of 2013.

PRIOR TO UTEP: Two-year starter at Bay City HS ...

named second team All-District 23-4A and All-Area as a senior ... garnered first team All-County and honorable mention All-District honors as a junior in 2010 ... part of the Scholars Program and maintained a 4.27 GPA ... member of the National Honor Society, State Skills (Blue Ribbon) and Bay City Scholars Program ... received nomination letters for membership to the National Youth Leadership Forum of Medicine, United States Achievement Academy and National Society of High School Scholars.

PERSONAL: Full name is John Paul De La Rosa ... son of Serena De La Rosa ... born 3/16/94 (Bay City, Texas) ... undeclared major.



NICK DOOLEY

LS | 6-8 | 310 | SO-1L
Scottsdale, Ariz.
(Scottsdale Christian Academy)

UTEP ITEM: Recipient of a 2013 C-USA Commissioner's Academic Medal for compiling a cumulative GPA of 3.75 or better.

2012 (FRESHMAN): Played in all 12 games during campaign ...

served as the Miners' long snapper for punts, field goals and PATs ... UTEP didn't have a punt blocked in 66 attempts ... recorded one tackle on special teams.

PRIOR TO UTEP: Three-year letterwinner at Scottsdale Christian Academy, earning All-State recognition as a long snapper during both his junior and senior campaigns ... team finished 7-4 and advanced to the quarterfinals of the state playoffs his senior year ... member of the school's academic honor roll ... also played basketball, receiving the coaches' award.

PERSONAL: Son of John and Christina Dooley ... has one brother, Matt, who is the long snapper for Indiana's football team ... undeclared major.



LAQUINTUS DOWELL

RB | 5-10 | 195 | SO-1L
Humble, Texas
(Humble HS)

2012 (FRESHMAN): Saw action in all 12 games ... gained 165 rushing yards on 33 carries (5.0 avg.) ... caught two passes for 10 yards ... returned four kickoffs for 63 yards ... had an all around game in a win versus

Tulane with a season-high 72 yards on 11 attempts and two kickoff returns for 45 yards (long of 27) while forcing a fumble ... dashed for 36 yards on five attempts, including a season-long 29-yard run in a victory over rival NM State.

2011: Redshirted.

PRIOR TO UTEP: Earned two letters at Humble (Texas) High School before concluding his prep career as a letterwinner for Peoria (Ariz.) High School ... honorable mention All-Academic selection as a junior and senior ... aided Humble to a bi-district championship during his junior season.

PERSONAL: Full name is LaQuintus Antonio Dowell ... has two brothers and three sisters ... son of James and Tamiko Dowell ... born 1/14/92 (Dallas, Texas) ... Multidisciplinary Studies major.



DEWAN EDMONSON

DL | 6-1 | 260 | FR-HS
Manvel, Texas
(Manvel HS)

PRIOR TO UTEP: Second Team All-District 22-5A member in 2012 for Manvel High School ... Top-100 Houston Area player by Houston Chronicle ... helped Manvel forge a mark of 11-2, including 7-0 in the league, as a senior ...

registered 43 tackles, including 13 solo stops ... came up with three sacks, three hurries and also caused a fumble ... named the defensive player of the game after making 10 tackles, including two for a loss, against Sam Rayburn ... member of the power lifting team at Manvel ... coach, Kirk Martin, played for UTEP (1988-92) and was a member of the 1988 Independence Bowl team.

PERSONAL: Son of Dewan Sr. and LaGenia Edmonson ... has one brother and one sister ... born 10/23/94 (La Marque, Texas) ... undeclared major.



DEREK ELMENDORFF

OL | 6-3 | 295 | FR-HS
El Paso, Texas
(Franklin HS)

PRIOR TO UTEP: Ended his senior year as a first team All-District, first team All-City and honorable mention All-State honoree ... All-State pick entering his senior season ... recorded more than 100 pancake blocks in his career, including 68 his senior year ... did not allow

a sack his senior season, helping Franklin rank sixth in the state (5A) for total yards, eighth in rushing and 14th in passing ... played in the Greater El Paso Football All-Star game ... started his prep career at left tackle before switching to right tackle as a junior ... three-year varsity starter for coach Daren Walker ... threw the shot put and discus for the Franklin track and field team as a freshman and sophomore.

PERSONAL: Full name is Derek I. Elmendorff ... parents are Tony and Linda Elmendorff ... born 4/8/95 (El Paso, Texas) ... undeclared major.



MARVIN EMETOM

TE | 6-4 | 210 | JR-TR
Dallas, Texas
(Richardson HS/Northern Arizona)

PRIOR TO UTEP: Was named second team All-District 9-5A at Richardson HS ... finished with 17 catches for 200 yards and a score during senior season ... helped team earn first playoff berth in 17 years during senior season ... set high school spring game record with a

98-yard touchdown.

PERSONAL: Full name is Marvin Nnamdi Emetom ... mother is Pat Hughes ... has one brother ... born 5/5/92 (Dallas, Texas) ... Multidisciplinary Studies major.

CAREER STATISTICS

Season	GP-GS	Rush	Yds	Avg.	TD	Long	Avg/Gm
2012	12-0	33	165	5.0	0	29	13.8
Totals	12-0	33	165	5.0	0	29	13.8




JAMEEL ERVING

DB | 6-1 | 195 | JR-TR
Fontana, Calif.
(Summit HS/Riverside CC)

PRIOR TO UTEP: Two-year starter/letterwinner at Riverside City College ... registered 44 tackles, including 29 solos, one interception and a fumble recovery in 2012 ... appeared in 11 games, helping the team to a 9-2 record

in 2012 ... recorded four tackles and broke up two passes in RCC's Golden State Bowl victory over L.A. Harbor ... one of the most improved players from his freshman season to his sophomore year, according to RCC's head coach Tom Craft ... caught 32 passes for 397 yards and tallied five total touchdowns his senior season at Summit High School (Calif.) ... finished second on the team with three interceptions in helping Summit to a 10-3-1 record.

PERSONAL: Full name is Jameel Deshaun Erving ... son of Craig and Kimberly Erving ... has one sister ... born 8/11/93 (Pomona, Calif.) ... Multidisciplinary Studies major.



KATRAE FORD

TE | 6-5 | 230 | JR-2L
Houston, Texas
(Westfield HS)

2012 (SOPHOMORE): Played in eight games ... caught three passes for 22 yards ... pulled in two passes for 18 yards at Tulsa, including a season-long 11-yarder ... caught one pass for four yards against Oklahoma.

2011: Earned medical redshirt after suffering a knee injury early in the season.

2010 (FRESHMAN): Saw action in eight games on special teams as a true freshman ... blocked a PAT at Arkansas.

PRIOR TO UTEP: Regarded as one of the top-100 prep tight ends in the country by Scout.com ... second team All-District 13-5A choice as a senior ... regarded as a top-100 area player by the Houston Chronicle and was tabbed All-Greater Houston ... primarily utilized as a blocker in the Westfield offense but still totaled seven receptions for 125 yards as a senior, with a long catch of 38 yards ... rated fifth in the district in yards per catch (17.9) ... one of the highlights of his senior campaign was scoring a two-point conversion against Klein, lifting his team to a 36-35 win ... played two years of varsity ball -- one at Westfield and another at Nimitz HS ... coached by Corby Meekins at Westfield ... garnered Academic All-District recognition his senior year.

PERSONAL: Parents are Greg Ford and Nicole Murray ... has three brothers and one sister ... born 6/30/92 (Houston, Texas) ... Multidisciplinary Studies major.



SILAS FIRSTLEY

DL | 6-1 | 260 | FR-RS
Mesquite, Texas
(Poteet HS)

2012: Redshirted.

PRIOR TO UTEP: Played his prep ball at Poteet High School in Mesquite, Texas ... first team All-District 15-4A as a senior ... named district defensive MVP as a junior and

was named third team All-State by the Associated Press ... led the Pirates to a 12-3 record in 2010 and a share of the district title en route to the first state semifinal appearance in school history ... had 90 tackles and 10 sacks in 2010 ... averaged nine tackles and a sack per game.

PERSONAL: Full name is Silas Anthony Firstley ... parents are Ryan and Ana Firstley ... has one brother and two sisters ... born 3/25/94 (New Orleans, La.) ... undeclared major.

CAREER STATISTICS							
Season	GP-GS	Rec.	Yds	Avg.	TD	Long	Avg/Gm
2010	8-0	0	0	0.0	0	0	0.0
2011	2-0	0	0	0.0	0	0	0.0
2012	8-0	3	22	7.3	0	11	2.8
Totals	18-0	3	22	7.3	0	11	1.2



COOPER FOSTER

LB | 6-1 | 200 | FR-RS
Cedar Park, Texas
(Vista Ridge HS)

2012: Redshirted.

PRIOR TO UTEP: Two-time 25-4A All-District selection (2010 & 2011) ... named Vista Ridge defensive MVP his junior and senior seasons ... led Vista Ridge to the bi-district

title ... had a 3.9 GPA.

PERSONAL: Full name is Cooper Lee Foster ... parents are Gary and Deborah Foster ... born 2/5/94 (Austin, Texas) ... has one sister ... uncle, Grant Foster, played football for NM State ... undeclared major.



WAYNE FRAZIER

OL | 6-4 | 320 | SR-1L

Refugio, Texas
(Refugio HS)

2012 (JUNIOR): Filled a reserve role in the Miner O-line for 10 games.

2011 (SOPHOMORE): Participated in one contest.

2010 (FRESHMAN): Played in the first game of the sea-

son versus Arkansas-Pine Bluff.

2009: Redshirted.

PRIOR TO UTEP: Listed as a top-300 player in the Lone Star State by Dave Campbell's Texas Football magazine ... charted as the no. 158 offensive tackle in the country by Scout.com ... All-District 30-2A and All-Area player as a senior at Refugio High School ... four-year varsity letterman for coach Jason Herring, leading the team to district titles every year he was on the roster ... team captain as a senior ... appointed All-District as a junior as well ... played strictly offensive guard his senior year after shuffling throughout the line over his first three years with the Bobcats ... member of Refugio High's basketball and track teams ... part of a district champion hoops team as a junior ... involved with the FCA and PALS programs in high school.

PERSONAL: Full name is Wayne Anthony Frazier, Jr. ... parents are Wayne, Sr. and Mary Ann Frazier ... has two sisters ... born 9/7/90 (Corpus Christi, Texas) ... Criminal Justice major.



COLE FREYTAG

WR | 6-3 | 190 | SO-1L

El Paso, Texas
(Coronado HS)

UTEP ITEM: Member of the 2013 C-USA Commissioner's Honor Roll (minimum 3.0 cumulative GPA).

2012 (FRESHMAN): Participated in eight contests ... caught one pass for 11 yards (vs. Rice).

PRIOR TO UTEP: Three-year starter at Coronado HS in El Paso ... tabbed MVP of the city's Senior All-Star Football Classic after registering a pair of touchdown receptions ... other 2010 honors included first team All-District 1-5A for the athlete/kick returner position and district co-MVP ... played a multitude of positions throughout his career ... as a senior he passed for 563 yards and five scores while compiling 649 rushing yards and 12 touchdowns ... added 306 yards receiving while accounting for a 44.0-yard average and four TDs on kickoff returns ... reaped second team All-District recognition and honorable mention All-City accolades in 2009 ... picked up honorable mention All-District honors as a sophomore ... two-time member of his high school academic honor roll.

PERSONAL: Full name is Cole Thomas Freytag ... parents are William Freytag and Sloan Bond ... born 1/2/92 (Chicago, Ill.) ... has one brother and two sisters ... Pre-Business major.



JACOB GARCIA

WR | 5-11 | 175 | JR-0L

El Paso, Texas
(Riverside HS)

UTEP ITEM: Named to the 2013 C-USA Commissioner's Honor Roll for posting a cumulative GPA of 3.0 or better.

2012 (SOPHOMORE): Did not see any playing time.

2011: Redshirted.

PRIOR TO UTEP: Two-year letterwinner at Riverside High School in El Paso ... honored as a first team All-District, first team All-City and third team All-State performer as a senior wide receiver in 2010 ... tallied 92 receptions for 1,324 yards and 12 touchdowns ... helped the squad secure a bi-district championship during his junior season ... also starred in baseball, lettering two years ... was a first team All-District honoree as a senior ... member of the National Honor Society.

PERSONAL: Full name is Jacob Eduardo Garcia ... son of Daniel and Sonia Garcia ... has one sister ... born 5/15/92 (El Paso, Texas) ... Criminal Justice major.



NICK GATHRITE

DB | 5-9 | 165 | SO-TR

Riverside, Calif.
(Arlington HS/Riverside CC)

PRIOR TO UTEP: Registered 25 tackles, including 18 solos, as a sophomore at Riverside City College ... tied for second on the team with three interceptions ... appeared in nine games, helping the team to a 9-2 record in 2012 ... inter-

cepted two passes, including one he returned for a 50-yard touchdown, in RCC's win over L.A. Harbor in the Golden State Bowl ... named Defensive MVP in the Golden State Bowl ... played on a Arlington High School (Calif.) team that finished 10-2 his senior year ... positions included wide receiver and cornerback ... also played basketball and ran track.

PERSONAL: Full name is Nick Terrell Gathrite ... son of Nick Gathrite and Tracy Wainswright ... has one brother ... born 12/31/91 (Las Vegas, Nevada) ... Multidisciplinary Studies major.

CAREER STATISTICS

Season	GP-GS	Rec.	Yds	Avg.	TD	Long	Avg/Gm
2012	8-0	1	11	11.0	0	11	1.4
Totals	8-0	1	11	11.0	0	11	1.4



AUTREY GOLDEN

RB | 5-11 | 180 | SO-1L
Willis, Texas
(Willis HS)

2012 (FRESHMAN): Played in 12 games, making one start versus rival NM State ... excelled on special teams as he tallied 822 yards on kickoff returns with two TDs ... his 28.3 avg ranked 11th in the nation and second in Confer-

ence USA ... returned four kicks for 157 yards (39.3 avg.) including a 96-yard scamper to the end zone at East Carolina ... set season-highs in kickoff return yards (191), average (47.8) and long return (98 yards) at Southern Miss ... finished fourth on the squad with 163 yards rushing (4.5 avg.) ... carried the ball 12 times for a season-high 69 yards against rival NM State, including a 17-yard dash ... pounded out 52 yards on 11 carries at Ole Miss, including a 22-yard run ... had 37 yards on three attempts, including a season-long 26-yard sprint against Tulane ... made eight catches for 88 yards ... made a season-long 36-yard catch at Southern Miss ... registered two receptions for 21 yards at Ole Miss.

PRIOR TO UTEP: Rated a three-star recruit by Rivals.com ... two-time All-District 18-4A first team selection (2010 & 2011) ... ranked second in the district in yards per game (86.8) ... led Willis to an 8-3 record and the bi-district playoffs as a senior ... rushed for 848 yards, averaging 7.5 per carry, and led the team with eight rushing TDs ... had 16 receptions for 179 yards in his senior campaign ... ran for 1,142 yards and 12 touchdowns on 152 carries as a junior ... also had 18 receptions for 144 yards and two TDs ... Willis finished 8-4-1 and advanced to the bi-district playoffs for the first time since 2000 ... three-year letterwinner for coach Andre Jackson ... also played basketball and ran track, competing in the 100 meters and the 4x100 and 4x200 meter relays ... advanced to the track state finals in 2011.

PERSONAL: Full name is Autrey Darius DeShawn Golden ... parents are Autrey Golden and Irma Warren ... has two sisters ... born 6/18/93 (Conroe, Texas) ... undeclared major.

CAREER STATISTICS								
Season	GP-GS	Rush	Yds	Avg.	TD	Long	Avg/Gm	KOR
2012	12-1	36	163	4.5	0	26	13.6	29-822
Totals	12-1	36	163	4.5	0	26	13.6	29-822



IAN HAMILTON

WR | 6-5 | 230 | JR-1L
Pasadena, Calif.
(St. Francis HS/Pasadena City College)

2012 (SOPHOMORE): Played in 11 games, starting one ... gained 42 yards on five receptions ... had two catches for 23 yards, including a 19-yard grab at Tulsa.

PRIOR TO UTEP: Joined the Miners after playing one year at Pasadena City College ... was a second team All-NSC performer who pulled in 31 catches for 517 yards and two touchdowns in his only season at PCC ... recognized as a second team All-Mission League honoree in both years as a varsity performer for St. Francis HS ... had 28 receptions for 600 yards and five TDs as a senior ... pulled in 17 passes for 120 yards while scoring once to help his team finish 9-3 in his junior campaign.

PERSONAL: Son of Greg and Jennifer Hamilton ... has one brother ... born 11/12/93 (Laguna Hills, Calif.) ... Multidisciplinary Studies major.

CAREER STATISTICS							
Season	GP-GS	Rec.	Yds	Avg.	TD	Long	Avg/Gm
2012	11-1	5	42	8.4	0	19	3.8
Totals	11-1	5	42	8.4	0	19	3.8



CHRISTIAN HARPER

OL | 6-4 | 270 | FR-RS
Galena Park, Texas
(North Shore HS)

2012: Redshirted.

PRIOR TO UTEP: Two-time first team All-District 21-5A offensive lineman at North Shore High School, including a unanimous selection his senior year ... named All-Greater Houston by the Houston Chronicle as a senior and was a finalist for Touchdown Club Offensive Player of the Year ... helped North Shore to an 11-2 record in 2010 and an 8-4 mark in 2011 ... the Mustangs won the district title his junior year ... also threw the shot put and discus as a member of North Shore's track and field team with personal bests of 48 feet and 130 feet, respectively.

PERSONAL: Full name is Christian DeSean Harper ... parents are Stefan and Brandi Baker ... has three brothers and three sisters ... born 2/24/94 (Lufkin, Texas) ... undeclared major.



CORTEZ HARRIS

RB | 6-0 | 215 | FR-HS
Arlington, Texas
(Mansfield Summit HS)

PRIOR TO UTEP: Made All-District his junior and senior seasons ... tallied 74 tackles as a senior ... compiled 24 sacks in his three-year varsity career, including 11 during his senior season ... forced six fumbles, recovered three fumbles and broke up two passes during his senior campaign ... also played baseball and ran track (named All-District in track).

PERSONAL: Son of Robert and Patricia Harris ... has one brother and two sisters ... full name is Cortez Canada Harris ... born 4/21/94 (San Diego, Calif.) ... undeclared major.



ISHMAEL HARRISON

DB | 6-0 | 190 | SO-1L
Red Oak, Texas
(Red Oak HS)

2012 (FRESHMAN): Competed in 11 games, starting one at wide receiver ... took in four passes for 72 yards ... had two receptions for 47 yards and a season-long 30-yard catch at Houston ... gained 25 yards on two

receptions at Tulsa ... forced a fumble against UCF.

2011: Redshirted.

PRIOR TO UTEP: Texas Top-300 Player by Dave Campbell's magazine ... regarded as a three-star recruit by Scout.com ... first team All-District 15-4A choice as a junior and second team as a senior ... posted 29 receptions for 300 yards and two TDs as a senior ... rushed 36 times for 400 yards with seven scores while playing in only seven games in a season curtailed due to injury ... led Red Oak HS to three straight playoff appearances for the first time ever, and the school's first district title since 1982 ... accumulated 373 yards receiving (31 catches) and 223 rushing (35 carries) as a junior ... voted his team's offensive MVP for the 2010 season ... three-year starter at inside receiver ... four-year letterwinner in track, competing in the sprint relay, mile relay and 200 meters ... A/B honor roll student.

PERSONAL: Parents are Ardis and Tamar Harrison ... has two brothers and three sisters ... born 9/17/92 (Dallas, Texas) ... Creative Writing major.

CAREER STATISTICS

Season	GP-GS	Rec.	Yds	Avg.	TD	Long	Avg/Gm
2012	11-1	4	72	18.0	0	30	6.5
Totals	11-1	4	72	18.0	0	30	6.5



LEON HAYES

DB | 5-10 | 195 | FR-RS
Las Vegas, Nev.
(Desert Pines HS)

2012: Redshirted.

PRIOR TO UTEP: Earned first team All-League honors as a safety, and second team accolades as a running back & kick returner as a senior at Desert Pines HS ... rated

the no. 9 prospect in the state of Nevada by Rivals.com ... rushed for 865 yards and nine touchdowns as a senior ... rushed for 1,192 yards and eight touchdowns as a junior ... three-year varsity letterman for coach Paul Bennett ... also ran track at Desert Pines for three years, competing in the 100 & 200 meters and the 4x100 & 4x200 relays.

PERSONAL: Full name is Leon Hayes ... parents are Darrell Haley and Donna Hayes ... born 9/18/93 (Panama City, Fla.) ... has one sister ... Communication major.



MATTHEW HEARD

DL | 6-3 | 220 | SO-TR
El Paso, Texas
(Address HS/NM State)

PRIOR TO UTEP: Redshirted his only season at NM State ... named first team All-District 1-4A and team MVP during senior season at Address High School as he helped his team to a Bi-District championship ... re-

corded 92 tackles and three sacks during senior season ... had 93 tackles and six sacks during junior season ... competed on wrestling team and ran track.

PERSONAL: Son of Rickey and Sonya Heard ... has one brother and two sisters ... full name is Matthew Lamar Heard ... born 11/28/92 (El Paso, Texas) ... undeclared major.



ADRIAN JAMES

DB | 6-0 | 195 | JR-2L
Dallas, Texas
(Skyline HS)

2012: Appeared in two games for the Miners ... injured his ankle early in the year, then returned briefly before sustaining a season-ending concussion at East Carolina ... granted a medical redshirt ... had a tackle in the

opener versus No. 4 Oklahoma.

2011 (SOPHOMORE): Appeared in 12 games ... made 19 tackles, with 16 coming against league foes ... 13 of his 19 tackles were solo stops ... twice recorded his season-best four tackles versus Southern Miss and UCF ... registered an interception which he returned for 74 yards against Colorado State ... added three pass deflections on the season ... named UTEP's special teams MVP.

2010 (FRESHMAN): Made an immediate impact as a true freshman, appearing in nine games with five tackles ... season-best three stops came versus Rice.

PRIOR TO UTEP: Earned All-District 9-5A honors as a senior at Skyline HS in Dallas ... helped Skyline to a 12-1 season and berth in the state title game ... regarded as a national top-100 cornerback prospect by Scout.com ... totaled 30 tackles, 13 pass break-ups and three interceptions in 2009 ... saw action at three positions (cornerback, quarterback, wide receiver) while making an immediate impact in his only year on the varsity team ... was a part of Skyline's baseball and track & field teams for four years ... three-year member of the student council.

PERSONAL: Mother is Adriane Michelle James ... has one brother and one sister ... born 11/30/91 (Dallas, Texas) ... Multidisciplinary Studies major.

CAREER STATISTICS

Season	GP	UT	AT	Tot	TFL	Sacks	Int	FF/FR	PBU	QBH
2010	9-0	2	3	5	0-0	0-0	0-0	0/0	0	0
2011	12-0	13	6	19	0-0	0-0	1-74	0/0	4	0
2012	2-0	1	0	1	0-0	0-0	0-0	0/0	0	0
Totals	23-0	16	9	25	0-0	0-0	1-74	0/0	4	0



NATHAN JEFFERY

RB | 6-0 | 200 | JR-2L
Caddo Mills, Texas
(Caddo Mills HS)

2012 (SOPHOMORE): Recognized as honorable mention All-Conference USA following a breakthrough sophomore season ... workhorse who carried 184 times for a team-leading 897 yards and seven touch-

downs ... accounted for 81.5 rushing yards per game to place sixth in Conference USA and 60th in the nation ... posted four 100-yard rushing games, the most in a single season by a Miner since Donald Buckram had eight in 2009 ... started 10 of 11 contests on the year ... all seven of his touchdowns came in the final four games of the year, including three straight contests with two ... first multiple-touchdown performance of his career came at Houston ... also had a pair of touchdowns against UCF and at Southern Miss ... named the C-USA Offensive Player of the Week after carrying 21 times for a career-best 177 yards and returning a blocked punt 24 yards for a score in the season opener against No. 4 Oklahoma ... effort set a school record for rushing yards in a season opener, eclipsing the 164 by Robert Elliott in 1976 ... five of his carries against OU were for 10+ yards, including a 71-yard run that marked the best by a UTEP underclassman since 2001 ... also surpassed 100 yards on the ground against East Carolina (134), Houston (137) and UCF (175).

2011 (FRESHMAN): Appeared in 12 contests, making one start (at Tulane) ... carried the ball 26 times, collecting 166 yards (6.4 average) with one touchdown ... posted a season-long 43-yard run against Tulane ... had 10 receptions for 124 yards and two touchdowns ... registered 14 kickoff returns for 317 yards, a 22.6-yard average ... 254 of 317 KOR yards came against C-USA opponents ... his 23.1-yard return average ranked seventh in league play ... tallied two returns for 51 yards at USF, including a career-best 43-yard return ... totaled 607 all-purpose yards to average 50.6 per game ... recorded three contests with 90 or more all-purpose yards.

2010: Redshirted.

PRIOR TO UTEP: A member of Dave Campbell's Texas Football Top-300 list ... listed as the no. 6 athlete prospect in the state by that publication ... a three-star recruit by Scouts, Inc. ... first team Class 2A All-State running back as a junior and senior and second team All-State as a sophomore ... two-time District 13-2A MVP ... tied for second on the all-time state career touchdowns list (136) with current Atlanta Falcon Jacquizz Rodgers ... compiled 2,990 yards rushing on 370 attempts (8.1 avg.) with 48 TDs his senior year ... rushed 249 times for 2,357 yards and 38 touchdowns his junior year, averaging 9.5 yards per carry ... over his last two years as a prep had five 300-yard games, sixteen 200-yard efforts and scored four or more rushing touchdowns on 12 occasions ... added 16 receptions for 224 yards and four TDs as a junior, and three catches for 65 yards as a senior ... registered 85 tackles, six pass break-ups, two forced fumbles, a fumble recovery and a blocked field goal as a member of Caddo Mills' defensive unit in 2009 (strong safety) ... tallied 113 tackles, three interceptions, eight pass break-ups and two fumble recoveries as a junior ... also a return specialist who averaged 20.6 yards on punts and 24.9 yards on kickoffs over two seasons ... was the team's primary punter his senior campaign ... led Caddo Mills HS to a 10-3 mark in 2009 and 11-2 in 2008 ... four-year varsity letterwinner for coach Steve Sumrow ... member of Caddo Mills' baseball, basketball and track & field teams ... All-Region honoree and district MVP in basketball ... state qualifier in the long jump in track ... member of the FCCLA (Family Career Community Leaders of America).

PERSONAL: Parents are Mason and Vera Jeffery ... has two older twin brothers ... born 5/1/92 (Greenville, Texas) ... Kinesiology major.



AARON JONES

RB | 5-10 | 175 | FR-HS
El Paso, Texas
(Burgess HS)

PRIOR TO UTEP: Earned 1-4A Offensive MVP and the El Paso Times All-City MVP award his senior season ... appointed to The Old Coach 2013 Class 4A All-State Team ... amassed more than 1,800 yards rushing and

accounted for 30 touchdowns in 2012 ... recorded 74 tackles (56 solos), one interception and two forced fumbles ... helped Burgess to a 10-3 record and an area playoff win ... rushed for 335 yards against a solid Wichita Falls Rider defense in the regional playoffs ... played three years of varsity ... earned 1-4A District MVP honors after compiling over 1,400 rushing yards and 16 touchdowns his junior season ... participated in the Greater El Paso All-Star Game ... named to the National All-Department of Defense team ... All-District wide receiver his sophomore season ... played varsity basketball and competed on the track and field team for Burgess ... El Paso Times All-City selection on the hardwood ... a member of the 1600m relay state championship team after taking the district title ... played with his twin brother, Alvin.

PERSONAL: Full name is Aaron LaRae Jones ... son of Alvin, Sr. and Vurgess Jones ... father is an army veteran and mother is an active duty member of the military ... has two brothers and one sister ... born 12/2/94 (Savannah, Ga.) ... undeclared major.

CAREER STATISTICS

Season	GP-GS	Rush	Yds	Avg.	TD	Long	Avg/Gm	KOR
2011	12-0	26	166	6.4	1	43	13.8	14-317
2012	11-10	184	897	4.9	7	71	81.5	2-41
Totals	23-0	210	1063	5.1	8	71	46.2	16-358



JIM JONES

WR | 6-1 | 180 | JR-1L
Redlands, Calif.
(Aquinas HS)

2012 (SOPHOMORE): Participated in 12 games with four starts ... caught 11 passes for 84 yards ... was also 3-for-3 passing for 112 yards and a score ... went 2-for-2 for 78 yards, including a 42-yard touchdown to

Jordan Leslie at Houston ... had a 34-yard pass at Southern Miss ... caught three passes for 41 yards, including a season-long 18-yard reception versus Tulane ... had a 10-yard run against UCF ... returned three punts for 29 yards on the season, including one for 11 yards versus SMU.

2011 (FRESHMAN): Did not play in any games.

2010: Redshirted.

PRIOR TO UTEP: Two-time Christian League MVP at Aquinas HS ... first team All-State by MaxPreps as a junior and second team All-State by CalHiSports as a senior ... two-time first team All-CIF selection ... All-League Defense pick as a sophomore ... registered 27 catches for 464 yards (17.2 avg.) with two touchdowns as a senior ... also logged 266 yards rushing on 43 carries (6.2 avg.) with four scores ... on defense, was credited with 43 tackles, four interceptions, four pass break-ups and a forced fumble ... averaged 12.6 yards on 10 punt returns and 30.3 yards on six kickoff returns ... also punted 17 times for 674 yards (39.7 avg.) ... junior totals were 64 receptions for 1,307 yards (20.4 avg.) and 15 TDs ... also accumulated 49 tackles, five picks, six break-ups and a fumble recovery while averaging 16.1 yards on punt returns and 41.3 yards on kickoff returns ... led Aquinas to a 10-2 record in 2008 and an 8-4 mark in 2009 ... member of a three-time league championship team ... three-year varsity letterwinner for coach Nick Matheny ... played wide receiver and cornerback all three seasons and saw action at quarterback his senior campaign ... multiple All-League honoree as a member of Aquinas' baseball team, playing center field and pitching.

PERSONAL: Parents are Bobbie and Christina Jones ... has two brothers ... uncle, Lloyd Jones, played at BYU and was drafted by the New York Jets ... born 12/17/91 (San Bernardino, Calif.) ... Criminal Justice major.

CAREER STATISTICS

Season	GP-GS	Rec.	Yds	Avg.	TD	Long	Avg/Gm
2012	12-4	11	84	7.6	0	18	7.0
Totals	12-4	11	84	7.6	0	18	7.0



MICHAEL KELLEY

LB | 6-2 | 225 | SR-0L
Los Angeles, Calif.
(Grand Blanc HS)

UTEP ITEM: Merited placement on the C-USA Commissioner's Honor Roll (minimum 3.0 cumulative GPA) in the spring of 2013.

2012 (FRESHMAN): Spent the season on the scout team.

PRIOR TO UTEP: Two-year letterman for Grand Blanc HS ... played safety ... also competed on the Grand Blanc basketball and track & field teams.

PERSONAL: Son of Ricky Kelley and Joyce McElroy ... has two brothers ... born 11/25/85 (Los Angeles, Calif.) ... Multidisciplinary Studies major.



DEMARCUS KIZZIE

DB | 5-9 | 185 | SO-1L
Willis, Texas
(Willis HS)

2012 (FRESHMAN): Played in 11 games for the Miners as a true freshman ... came on strong with 10 of his 13 tackles in the final two contests of the campaign ... made a career-high six stops in 34-33 road conquest of Southern Miss ... preserved the win by intercepting

the go-ahead two-point conversion try by the Eagles in the waning moments of the game ... all six tackles in that contest were of the solo variety ... had four tackles against Rice ... posted his first career pass break-up versus UCF.

PRIOR TO UTEP: Four-year varsity letterman at Willis HS, earning All-District 17-4A accolades his final three seasons ... tallied 27 receptions for 527 yards and four touchdowns as a senior ... also gained 255 yards on just 39 rushes while scoring twice to help squad post an 8-3 mark ... surpassed 400 yards on both the ground (439) and through receptions (403) and scored a combined 10 touchdowns during his junior campaign ... used primarily as a receiver in his sophomore season ... made 45 catches for 490 yards with a pair of scores ... member of the A/B honor roll.

PERSONAL: Son of Marcus and Cynthia Kizzie ... has three brothers and three sisters ... born 1/25/94 (Conroe, Texas) ... undeclared major.

CAREER STATISTICS

Season	GP	UT	AT	Tot	TFL	Sacks	Int	FF/FR	PBU	QBH
2011	11-0	8	5	13	0-0	0-0	0-0	0/0	1	0
Totals	11-0	8	5	13	0-0	0-0	0-0	0/0	1	0



DARRIN LAUFASA

RB | 6-1 | 240 | FR-HS
Bothell, Wash.
(Bothell HS)

PRIOR TO UTEP: Rated a three-star recruit and the no. 9 player in the state of Washington by ESPN/Scouts Inc ... ranked the no. 15 fullback in the nation by Scout.com ... played at Juanita High School (Kirkland, Wash.) as

a freshman, sophomore and junior prior to transferring to Bothell High School for his senior season ... blocked for a 2,000-yard rusher (Danny Wilson) while compiling 700 rushing yards and six touchdowns at Bothell ... garnered first-team All-League honors as a running back and linebacker his senior year ... helped Bothell High to a 6-5 record ... team advanced to the second round of the state playoffs ... selected to play in the East/West All-State Game ... second team All-League running back as a junior when he rushed for 900 yards and 12 touchdowns, averaging 6.5 yards per carry ... played inside linebacker as a sophomore, recording 45 tackles for a 10-2 team that finished runner-up in the conference and advanced to the state playoffs ... three-year varsity letterman for coaches Shaun Tarantola (Juanita HS) and Tom Bainter (Bothell HS) ... also was a member of his high school wrestling and rugby teams as a sophomore and senior, respectively.

PERSONAL: Full name is Darrin Leslie Laufasa ... son of John and Maria Laufasa ... brother Corey recently graduated from Washington State and played linebacker for the Cougars ... another older brother, Jeremiah, is currently a running back at WSU ... has one sister ... born 5/6/95 (American Samoa) ... undeclared major.



ERIC LEE

OL | 6-1 | 285 | SO-RS
Riverside, Calif.
(Rancho Verde HS/Riverside City College)

2012: Redshirted.
PRIOR TO UTEP: Played one season at Riverside City College before making his way to El Paso ... squad finished fifth in the national rankings with a record of

11-0 ... previously was a three-year letterman at Rancho Verde HS ... was a second team All-Conference honoree as a senior ... aided the squad in winning conference championships in both 2009 and 2010 ... voted the team's lineman of the year as a freshman ... four-time scholar athlete and won the coaches' award as a senior.

PERSONAL: Son of Katrina Parker ... born 7/19/93 (Corona, Calif.) ... Pre-Business major.



JORDAN LESLIE

WR | 6-3 | 210 | JR-2L
Houston, Texas
(Tomball HS)

UTEP ITEM: Named to the 2012 & 2013 C-USA Commissioner's Honor Roll (minimum 3.0 GPA).

2012 (SOPHOMORE): Paced UTEP in receptions (51), yards per catch (19.1), yards per game (81.1) and overall receiving yards (973) ... ranked second on the squad in touchdown catches (six) ... ranked fourth in Conference USA and 39th nationally with his 81.1 ypg ... enjoyed three games with at least 100 receiving yards, including twice in Conference USA action ... made five or more catches in five different games ... was the lone Miner with at least one reception in each contest ... appeared in all 12 games, starting 10 ... set career highs for both single-game receptions (10) and yards (218) while becoming the sixth Miner with 200+ receiving yards in a game at Tulsa ... aiding his big night was securing separate catches of 61 and 50 yards, both of which topped his prior career long (45) ... hauled in seven catches for 147 yards and a score in aiding UTEP to a conquest of NM State ... used just three catches to pile up 168 receiving yards in the season finale against Rice ... set a career long with a 65-yard TD reception versus the Owls ... blocked a punt that was returned for a TD against UCF (11/10) ... voted to the Conference USA All-Academic team.

2011 (FRESHMAN): Appeared in 12 contests ... recorded 30 catches for 430 yards and two touchdowns ... ranked second on the squad in reception yards and third in yards per reception (14.3 avg.) ... averaged 35.8 yards per game ... ended 2011 with a season-best seven receptions in back-to-back contests (Tulsa, UCF) ... had four contests with 60-plus receiving yards (64 vs. USF, 64 vs. Houston, 119 vs. Tulsa, 64 vs. UCF) ... the leading receiver in four contests in 2011 ... became the first Miner freshman to post a 100-yard game since the 2003 campaign when he registered a career-best seven receptions for 119 yards against Tulsa ... tallied 17 receptions for 252 yards in C-USA play ... recipient of the football team's Dr. Diana Natalicio Academic Award.

PRIOR TO UTEP: A member of Dave Campbell's Texas Football Top-300 list ... first team All-State pick as a junior at Tomball HS ... tabbed a top-100 area player by the Houston Chronicle ... rated the no. 16 overall player on Inside Texas' Top 100 for 2010 ... first team All-District 13-5A and All-Region selection as a sophomore, junior and senior ... led the Houston area in receptions for two years ... compiled 55 catches for 742 yards (13.5 avg.) with nine touchdowns as a senior ... had a long reception for 63 yards against Spring HS ... also rushed eight times for 22 yards and a score ... had eight punt returns for 113 yards (14.1 avg.), and seven kickoff returns for 132 yards (18.9 avg.) ... made 54 catches for 1,014 yards (18.9 avg.) with 10 TDs his junior season while adding five punt returns for 49 yards (9.8 avg.) and seven kickoff returns for 186 yards (26.6 avg.) ... switched from quarterback to receiver for his sophomore year and responded by tallying 54 receptions for 770 yards and five touchdowns ... All-Region Newcomer of the Year his sophomore campaign ... three-year varsity letterwinner for coach Tommy Kaiser ... tremendous athlete who was a multiple All-District choice in basketball and a runner-up finisher in the high jump at regionals for track & field ... three-time Academic All-District pick and also made the Academic All-State team.

PERSONAL: Mother is Michelle Lambert and stepfather is Michael Lambert ... has four brothers and two sisters ... born 10/31/91 (Houston, Texas) ... Mechanical Engineering major.



MACK LEFTWICH

QB | 5-10 | 190 | FR-HS
Wexford, Penn.
(North Allegheny HS)

PRIOR TO UTEP: Two-year varsity letterwinner at North Allegheny High School ... tabbed Pennsylvania Player of the Year, was an All-State selection and was named a North Xtra All-Star by the Pittsburgh Post Ga-

zette ... led North Allegheny to 16-0 season and the 4-A state title with a no. 4 national ranking ... connected on 177-of-268 passes for 3,331 yards with 45 touchdowns and four interceptions during his senior campaign ... also ran for 553 yards on 138 carries with 10 rushing TDs ... selected to play in the Big 33 Classic ... named to the Pittsburgh Tribune Terrific 25 and the Pittsburgh Post Gazette Feb 22 ... ranked one of the top-50 players in the state of Pennsylvania ... became just the third signal caller in Western Pennsylvania Interscholastic Athletic League (WPIAL) history to throw for more than 3,000 yards in a season and the 22nd to register more than 5,000 yards passing in a career ... as a junior, he completed 126 passes on 230 attempts for 2,203 yards and 20 TDs and rushed for 933 yards, reaching paydirt 16 times ... totaled 91 TDs in two years as a starter, finishing with a 30-1 record.

PERSONAL: Full name is Mack Hays Leftwich ... son of Spencer and LaTonne Leftwich ... father is UTEP's assistant head coach and offensive line coach ... has two brothers ... born 11/18/94 (Denton, Texas) ... undeclared major.

CAREER STATISTICS

Season	GP-GS	Rec.	Yds	Avg.	TD	Long	Avg/Gm
2011	12-2	30	430	14.3	2	45	35.8
2012	12-10	51	973	19.1	6	65	81.1
Totals	24-12	81	1403	17.3	8	65	58.5



DEANDRE LITTLE

LB | 6-2 | 240 | JR-2L
Ft. Huachuca, Ariz.
(Buena HS)

UTEP ITEM: Named to the 2012 & 2013 C-USA Commissioner's Honor Roll (minimum 3.0 GPA).

2012 (SOPHOMORE): Appeared in 11 games with one start ... overall totaled 24 tackles with nine solo stops

... registered at least one tackle in 10 contests ... made a career-high five tackles at SEC power Ole Miss ... matched that total later in the year at Tulsa ... notched his first career sack for a loss of nine yards in the season opener against No. 4 Oklahoma ... credited with a QB hurry against the Sooners and in the victory against I-10 rival NM State ... overall recorded 2.5 tackles for a combined loss of 10 yards.

2011 (FRESHMAN): Participated in seven contests for the Miners ... made six stops and had a forced fumble.

2010: Redshirted.

PRIOR TO UTEP: A three-star recruit according to both Scout.com and Rivals.com ... ranked a top-15 player at his position by Rivals and listed among the top-50 by Scouts ... rated among the top-70 inside linebackers by ESPN's Scouts Inc ... voted to the Southern Region 5A team three times, including receiving first team recognition in both 2008 and 2009 ... two-year captain for Buena HS, earning team MVP honors both seasons ... had a monstrous junior year (2008) with 135 tackles, four sacks and four forced fumbles on the way to being selected the Southern Region 5A Defensive Player of the Year ... first-team All-Region performer in both 2008 and 2009 ... tallied around 100 tackles as a senior ... three-year starter for head coach Kent Holland at Buena ... named UTEP's Defensive Scout Team MVP.

PERSONAL: Son of Kendrick Little ... born 11/30/91 (Ft. Huachuca, Ariz.) ... Biology major.

CAREER STATISTICS

Season	GP	UT	AT	Tot	TFL	Sacks	Int	FF/FR	PBU	QBH
2011	7-0	2	4	6	0.5-1	0	0	1/0	0	0
2012	11-1	9	15	24	2.5-10	1	0	0/0	0	2
Totals	18-1	11	19	30	3.0-11	1	0	1/0	0	2



DAVID LOGSTON

LB | 6-2 | 230 | SR-1L
Tempe, Ariz.
(Corona del Sol HS)

2012 (JUNIOR): Played in eight contests ... had one assisted tackle and one solo stop.

2011 (SOPHOMORE): Did not appear in any games.

PRIOR TO UTEP: Attended Chandler Gilbert C.C. ...

played golf and basketball at Corona del Sol (Ariz.) High School ... earned one letter for basketball and four in golf ... member of squad which won the golf state title in 2007.

PERSONAL: Full name is David Eugene Logston, II ... has one brother and one sister ... son of David Logston and Susana Hernandez ... his father graduated from UTEP in 1981 ... born 10/6/90 (El Paso, Texas) ... Multidisciplinary Studies major.

CAREER STATISTICS

Season	GP	UT	AT	Tot	TFL	Sacks	Int	FF/FR	PBU	QBH
2012	8-0	1	1	2	0.0-0	0	0	0/0	0	0
Totals	8-0	1	1	2	0.0-0	0	0	0/0	0	0



BRIAN MADUNEZIM

DL | 6-3 | 235 | FR-RS
Houston, Texas
(Nimitz HS)

UTEP ITEM: Maintained a minimum 3.0 cumulative GPA to earn a spot on the 2013 Conference USA Commissioner's Honor Roll.

2012: Redshirted.

PRIOR TO UTEP: Garnered second team All-District 5A accolades as a senior at Nimitz High School in Houston ... named to the 2011 All-Madden Team and received an invitation to the IMG All-Madden Camp in Bradenton, Fla. ... registered 42 tackles, including 12.5 for losses, to go with 7.5 sacks and three forced fumbles in 2011 ... participated in the Nike SPARQ Combine at Woodforest Stadium in Houston in March of 2011 ... was one of more than 750 athletes who took part in the combine, but one of only 25 to be named to the Houston All-Nike Combine Team ... participated in the FBU Camp in Houston and nominated to the "Top Gun" Camp in Virginia ... also took part in the Houston Texans Camp ... two-year varsity letterman, playing for coaches Robert Toomer and Steven Hohenberger ... team captain and received the football team's academic award ... also ran track, competing in the 4x400 and the 4x400 relay ... had numerous academic honors throughout his high school career and was involved with community service ... had a 3.8 GPA.

PERSONAL: Full name is Brian Ekene Madunezim ... parents are Celestine and Pauline Madunezim ... has three brothers and one sister ... nickname is "Mad Dog" ... born 1/14/94 (Houston, Texas) ... undeclared major.



DOMINIC MATSON

DL | 6-2 | 225 | SO-0L
San Antonio, Texas
(Warren HS)

UTEP ITEM: Garnered placement on the 2013 Conference USA Commissioner's Honor Roll (minimum 3.0 cumulative GPA).

2012 (FRESHMAN): Did not participate in any games.

PRIOR TO UTEP: Attended Warren High School in San Antonio.

PERSONAL: Son of Wayne and Liz Matson ... has one brother and one sister ... full name is Dominic Wayne Matson ... parents are UTEP graduates ... born 12/28/92 (El Paso, Texas) ... Kinesiology major.



PAULO MELENDEZ

OL | 6-3 | 315 | JR-1L
El Paso, Texas
(Horizon HS)

UTEP ITEM: Multiple selection to the C-USA Commissioner's Honor Roll for posting a cumulative GPA of 3.0 or better.

2012 (SOPHOMORE): Participated in 11 games ...

backed up Eloy Atkinson at center.

2011: Redshirted.

PRIOR TO UTEP: Three-year letterwinner for Horizon High School in El Paso ... tabbed a first team All-District 24A performer as a junior and senior ... also grabbed second team All-City accolades as a senior, in addition to being voted the offensive line MVP at the El Paso senior all-star game ... chosen honorable mention All-District as a sophomore ... three-year letterwinner in track & field while earning one letter in basketball ... two-time member of the National Honor Society.

PERSONAL: Full name is Paulo Abraham Melendez ... has one brother and one sister ... son of Alfredo Melendez and Maria Guadalupe Melendez ... born 8/23/92 (El Paso, Texas) ... Education major.



HORACE MILLER

LB | 6-2 | 240 | SR-2L
Baltimore, Md.
(Dunbar HS/Louisville)

2012 (JUNIOR): Earned All Conference USA honorable mention accolades after putting up big numbers while starting all 12 games ... paced the Miners in sacks (six for 38 yards) and tackles for losses (7.5 for 40 yards)

while recording a team-high tying six quarterback hurries ... it marked the most sacks in a season by a Miner since 2005 ... blocked a field goal in the season opener against No. 4 Oklahoma ... equaled his career high by posting two sacks for a combined loss of 15 yards at Big Ten power Wisconsin ... credited with two QB hurries in the wins over I-10 rival NM State and Tulane ... matched his career high with six tackles in the finale versus Rice ... posted three tackles or more in half of the contests on the campaign.

2011 (SOPHOMORE): Led UTEP with five sacks ... also paced the Miners in tackles for losses (eight for 35 yards) and quarterback hurries (seven) ... appeared in all 12 games, starting six times at right end ... had a pair of sacks against Colorado State ... overall recorded 36 tackles, which was aided by two tilts (at USF & at Rice) with six stops ... had two contests with multiple quarterback hurries, including team-best three against Houston.

2010: Sat out the season per NCAA transfer rules.

PRIOR TO UTEP: Transferred to UTEP after playing in 11 games as a true freshman at Louisville ... made five tackles (one solo) for the Cardinals ... standout for coach Lawrence Smith at Baltimore Dunbar High School, and was one of seven players from his squad to sign with a Division I program ... split time between defensive end and linebacker ... was first nationally at the Nike My Better competition with a SPARQ Rating of 162 ... aided Dunbar in winning 24 consecutive games and the school's third straight state title ... was viewed as one of the top prospects in the state ... first team All-State member at DE and was chosen as the Metro Defensive Player of the Year ... racked up a state-record 29 sacks after tallying 17 as a junior in guiding the Poets to the 1A state crown ... team posted an unblemished 14-0 mark, which set a school standard ... reeled in All-Metro honors after posting 133 tackles as a senior ... forced six fumbles and recovered three ... as a junior, recorded 90 stops and 25 TFL ... also earned All-Metro accolades.

PERSONAL: Stepfather is Paul Moor and mother is Barbara Moore ... has four siblings ... born 8/28/90 (Baltimore, Md.) ... Multidisciplinary Studies major.

CAREER STATISTICS

Season	GP	UT	AT	Tot	TFL	Sacks	Int	FF/FR	PBU	QBH
2011	12-6	15	21	36	8.0-35	5.0-31	0	1/0	7	2
2012	12-12	13	18	31	7.5-40	6.0-38	0	0/0	0	6
Totals	24-18	28	39	67	15.5-75	11.0-69	0	1/0	7	8



WESLEY MILLER

DB | 5-10 | 180 | JR-2L
Fresno, Calif.
(San Joaquin Memorial HS)

UTEP ITEM: Recipient of a 2012 & 2013 C-USA Commissioner's Academic Medal (minimum 3.75 GPA).

2012 (SOPHOMORE): Appeared in 12 contests with two starts ... responsible for 34 tackles, including 13

solo stops ... had the fourth-highest number of pass break-ups (five) on the team ... recovered two fumbles at Houston and one more against Rice to lead the team and tie for first in Conference USA ... picked off his first career pass at East Carolina ... registered two pass break-ups in the victory versus I-10 rival NM State ... also broke up a pair of passes against SMU ... piled up 23 tackles over the first five games of Conference USA action ... tallied a season-best six stops at Tulsa in the third tilt of the sequence.

2011 (FRESHMAN): Walk-on who appeared in 12 games, making six starts at strong safety ... registered 47 tackles, 33 of which were of the solo variety ... 31 stops came in league play ... recorded double-digit tackles versus Tulane (10) ... also had two fumble recoveries for 38 yards (20 versus SMU, 18 versus Tulsa).

2010: Redshirted.

PRIOR TO UTEP: Three-year starter for San Joaquin Memorial and a two-time All-North Yosemite League first team selection ... second team All-Section honoree as a senior ... captained a squad that forged a 10-2 mark in 2009 ... registered 60 tackles (44 solo), four sacks, three interceptions and three fumble recoveries ... also saw some action on offense, scoring four TDs (two rushing/two receiving) ... had seven carries for 98 yards and caught two passes for 130 yards ... played primarily on defense in 2008, finishing with 56 tackles (34 solo), four interceptions and a trio of sacks ... contributed 26 tackles (18 solo) and an interception as a sophomore in 2007.

PERSONAL: Full name is Wesley Austin Miller ... son of Matt and T.J. Miller ... has a younger sister ... born 1/1/92 (Fresno, Calif.) ... Business/Economics major.

CAREER STATISTICS

Season	GP	UT	AT	Tot	TFL	Sacks	Int	FF/FR	PBU	QBH
2011	12-6	33	14	47	0-0	0-0	0-0	0/2	1	0
2012	12-2	13	21	34	1.5-6	0-0	1-0	0/3	5	0
Totals	24-8	46	35	81	1.5-6	0-0	1-0	0/5	6	0



BRANDON MOSS

WR | 6-3 | 185 | FR-RS
El Paso, Texas
(Chapin HS)

2012: Redshirted.

PRIOR TO UTEP: Starter for Chapin High School in El Paso ... tabbed the 2011 El Paso Times All-City Performer of the Year ... other 2011 honors included first

team All-District 4-A at the wide receiver position and was named honorable mention All-State by the Texas Associated Press Sports Editors ... the Huskies finished 9-3 overall, winning the district championship ... registered 52 receptions for 1,004 yards and 10 scores as a senior ... state finalist in the triple jump.

PERSONAL: Parents are Maurice and Kenya Drake ... has one brother and two sisters ... born 4/6/94 (Long Beach, Calif.) ... undeclared major.



DARNELL MURRAY

LB | 6-1 | 235 | FR-RS
Perris, Calif.
(Citrus Hill HS)

UTEP ITEM: Tabbed to the C-USA Commissioner's Honor Roll (minimum 3.0 cumulative GPA) in the spring of 2013.

2012: Redshirted.

PRIOR TO UTEP: Mountain Pass League Defensive Player of the Year and team Defensive MVP as a senior ... led Citrus Hill High School to a 12-1 record and league title his senior year, picking up All-CIF and second team All-Inland Empire honors ... recorded 143 tackles as a senior ... first team All-League and Team Defensive MVP as a junior, tallying 156 tackles ... participated in the Gridiron Academy Combine/Showcase 7 on 7 Big Man Competition in May of 2010 in Los Angeles ... three-year high school letterman for coach Eric Zomalt, seeing action at middle linebacker and fullback ... had a 3.7 GPA his senior year.

PERSONAL: Full name is Darnell Lamar Murray, Jr. ... parents are Darnell, Sr. and Kynan Murray ... born 9/12/94 (Oakland, Calif.) ... has two sisters ... first cousin is baseball Hall of Famer Eddie Murray ... undeclared major.



HUNTER NIX

RB | 6-1 | 235 | JR-OL
Prosper, Texas
(Prosper HS)

2012 (SOPHOMORE): Participated in three games as a reserve linebacker.

2011 (FRESHMAN): Did not see action.

2010: Redshirted.

PRIOR TO UTEP: District 9-3A MVP as a senior at Prosper High School ... other senior honors included Scout.com 3A area and state MVP ... member of a 14-1, state championship team his senior campaign ... chosen team MVP after completing 121-of-248 pass attempts for 1,844 yards and 22 touchdowns with 12 interceptions ... also rushed 211 times for 1,126 yards (5.3 avg.) and 21 scores ... earned honorable mention Academic All-State recognition and Academic All-District honoree as well ... All-District selection as a junior for an 8-4 team ... finished 128-for-243 passing for 2,134 yards in 2007, with 18 TDs and 11 interceptions ... also ran for 625 yards on 144 carries with 12 TDs ... three-year varsity letterman for coach Kent Scott ... played linebacker as a sophomore, and quarterback as a junior and senior ... three-time All-District pick in baseball as an outfielder ... served as vice president of his school's FCA organization.

PERSONAL: Parents are WC and Jennifer Nix ... cousin Taylor is a member of the UTEP volleyball team ... father played football at TCU, as well as his uncles Preston and Scott ... grandfather is former UTEP track and field coach Ted Banks ... born 7/4/90 (Dallas, Texas) ... History major.



DEVIN PATTERSON

WR | 6-1 | 205 | JR-2L
Mesquite, Texas
(North Mesquite HS)

UTEP ITEM: Appointed to the 2013 C-USA Commissioner's Honor Roll for fashioning a minimum 3.0 cumulative GPA.

2012 (SOPHOMORE): Played in 11 games, starting

seven ... hauled in 11 passes for 126 yards ... caught two passes for 45 yards, including a season-long 34-yard grab against SMU.

2011 (FRESHMAN): Appeared in nine games for the Miners ... had one reception for 12 yards versus Tulsa.

2010: Redshirted.

PRIOR TO UTEP: Two-year starter and letterwinner for coach Michael Robinson at North Mesquite HS ... posted 29 catches for 300 yards and three TDs as a senior ... selected honorable mention All-District 12-5A in 2009 ... served as team captain his senior season ... teammate of Marcus Bagley, another UTEP signee, at North Mesquite ... member of the National Honor Society ... involved in community service through his church.

PERSONAL: Son of Lisa and Daymond Patterson ... has an older brother ... born 5/26/92 (Topeka, Kan.) ... Communication major.

CAREER STATISTICS

Season	GP-GS	Rec.	Yds	Avg.	TD	Long	Avg/Gm
2011	9-0	1	12	12.0	0	12	1.3
2012	11-7	11	126	11.5	0	34	11.5
Totals	20-7	12	138	11.5	0	34	6.9



KEVIN PERRY

TE | 6-6 | 275 | SR-3L
Opelousas, La.
(Houston Westbury Christian HS)

UTEP ITEM: Appeared in 15 games for the UTEP basketball team during the 2010-11 and 2011-12 seasons.

2012 (JUNIOR): Appeared in 11 games, making six starts ... caught four passes for 54 yards (13.5 avg.)

and one score ... registered a career long reception versus Houston, a 34-yard catch in the fourth quarter ... caught a four-yard touchdown versus rival NM State ... returned a kickoff 18 yards against Ole Miss ... made a 13-yard catch versus Oklahoma.

2011 (SOPHOMORE): Appeared in 12 contests, making five starts ... had 17 receptions for 203 yards (11.9 avg.) and a touchdown ... recorded five contests with 20 or more yards receiving ... registered a career-best 58 yards versus USF ... the only Miner tight end to register more than 200 yards in receptions on the year ... averaged 16.9 yards per contest ... also tallied 214 all-purpose yards (17.8 avg.)

2010 (FRESHMAN): Appeared in 12 games and tallied three catches for 53 yards ... his 17.7 yards per catch rated second on the team ... had a 26-yard reception, the longest by a Miner tight end in 2010, versus Arkansas-Pine Bluff ... collected two catches for 36 yards against the Golden Lions ... added a 17-yard reception at Marshall.

2009: Injured his knee in preseason drills and redshirted the season.

PRIOR TO UTEP: First Team TAPPS 4A All-District defensive end and wide receiver as a senior at Westbury Christian High School ... rated one of the top 100 recruits in the Houston area ... selected to play in the Space City Classic all-star game ... posted 23 receptions for 400 yards and 11 touchdowns as a senior, as well as 31 tackles with five sacks (-30 yards) ... first team All-District wideout as a junior ... coached by Charlie Ward at Westbury Christian High, where he played four years of varsity ball ... saw action at several positions (cornerback, defensive end, linebacker, quarterback, safety, tight end, wide receiver) throughout his prep career, while also returning kicks as a senior ... a standout power forward on the basketball court ... first team All-State, All-District and All-State Tournament honoree as a junior, averaging 13.5 points and 6.1 boards ... rated the 38th-best Texas recruit in the class of 2009 by Hoop Scoop Online ... regarded as the no. 97 power forward in the country by Scouts, Inc. ... also ran track in high school, advancing to the state meet in the 100 meters and the 4x100 relay ... served as student council communications officer ... was also student body president his junior year and vice president his senior year.

PERSONAL: Full name is Kevin D'Aundre Perry ... parents are Gerald Perry and Conya Barreras ... stepfather is Ralph Barreras ... father Gerald played in the NFL for the Denver Broncos, Los Angeles Rams, Los Angeles Raiders and the Oakland Raiders ... has two brothers and one sister ... cousin, Stephen Jackson, played for several teams in the NBA ... born 7/6/90 (Denver, Colo.) ... Criminal Justice major.

CAREER STATISTICS

Season	GP-GS	Rec.	Yds	Avg.	TD	Long	Avg/Gm	KOR
2010	12-0	3	53	17.7	0	26	4.4	1-11
2011	12-5	17	203	11.9	1	27	16.9	1-10
2012	11-6	4	54	13.5	1	34	4.9	1-18
Totals	33-11	24	310	12.9	2	34	9.4	3-39



ANTHONY PUENTE

LB | 5-11 | 225 | JR-2L
San Antonio, Texas
(Marshall HS)

2012 (SOPHOMORE): Appeared in all 12 games ... pitched in 10 tackles, four of which were of the solo variety ... all 10 of his tackles came within the first five games of the year, including a career-best four stops

against No. 4 Oklahoma ... key member of the UTEP special teams unit.

2011 (FRESHMAN): Reserve linebacker who played in 10 games for the Miners ... tallied four stops.

2010: Redshirted.

PRIOR TO UTEP: Three-year letterwinner for John Marshall High School ... recognized as first team All-City and All-District as both a junior and senior ... voted the city's All-Star defensive MVP in 2010 ... tallied 68 tackles as a senior, 63 as a junior and 55 in his first year with varsity in 2007 ... earned three letters for basketball and was a first team All-District performer ... also secured a pair of letters with track & field and was the district champion in shot put.

PERSONAL: Full name is Anthony Issac Puente ... has one brother and one sister ... son of Raymond and Rosalinda Puente ... born 4/11/92 (San Antonio, Texas) ... Kinesiology major.

CAREER STATISTICS

Season	GP	UT	AT	Tot	TFL	Sacks	Int	FF/FR	PBU	QBH
2011	10-0	1	3	4	0.0-0	0	0	0/0	0	0
2012	12-0	4	6	10	0.0-0	0	0	0/0	0	0
Totals	22-0	5	9	14	0.0-0	0	0	0/0	0	0



GERMARD REED

DL | 6-1 | 280 | SR-3L
Lufkin, Texas
(Lufkin HS)

2012 (JUNIOR): Made nine starts while playing in all 12 contests on the season ... compiled 38 tackles, including 14 solo stops ... second on the squad with seven tackles for losses (22 yards) and fourth with two

sacks (14 yards) ... one of his sacks came against No. 4 Oklahoma ... credited with a trio of quarterback hurries, including two against SMU ... pitched in with a pair of pass break-ups ... established a career high with seven tackles against the Mustangs ... concluded the campaign with six tackles (four solo) versus Rice ... posted at least four tackles in five contests.

2011 (SOPHOMORE): Played in 10 games, including nine starts at left tackle, in a solid sophomore season ... ranked second on the team in sacks (four) ... one of six Miners with at least three hurries on the year ... finished with more solo tackles (16) than assisted stops (15) ... also credited with a pass break-up ... twice posted five tackles in a game (Stony Brook and Colorado State) ... had three other games with four stops.

2010 (FRESHMAN): Established himself as one of the top freshmen in Conference USA, providing 31 tackles, 4.5 tackles for losses, a sack, a pass break-up and eight quarterback hurries while appearing in every game ... tied for the team lead in quarterback pressures ... started 11 games at left tackle ... picked up his first career sack against Rice ... season-high six tackles came versus Memphis ... tabulated four stops against Houston, Marshall, Tulsa and BYU ... pressured the quarterback twice versus NM State ... had single tackles for losses against NMSU, New Mexico, Rice and BYU ... broke up a pass versus the Owls.

2009: Redshirted ... chosen UTEP's Defensive Scout Team MVP.

PRIOR TO UTEP: Appointed the co-Defensive Player of the Year in District 14-5A following his senior year at Lufkin High School ... also an honorable mention All-State honoree after tallying 80 tackles, 12 tackles for losses and five sacks in 2008 ... All-District choice as a junior and senior ... amassed 57 tackles, 12 tackles for losses and six sacks as a junior ... two-year starter for coach John Outlaw ... played defensive tackle and some end as a sophomore ... played defensive end as a junior and senior, and also saw action at defensive tackle and outside linebacker as a senior ... member of three straight district title teams ... competed on Lufkin High's basketball team for three years and spent one year on the power lifting squad ... served as student council class secretary and was also involved with the Diversity Club.

PERSONAL: Full name is Germard Augumad Reed ... parents are Germard Reed, Sr. and Heidi Johnson ... has one brother and one sister ... has three cousins (Dante Hall, Hardy Nickerson, Ed Reed) who either played in the NFL or are currently in the league ... born 7/21/90 (Los Angeles, Calif.) ... Communication major.

CAREER STATISTICS

Season	GP	UT	AT	Tot	TFL	Sacks	Int	FF/FR	PBU	QBH
2010	13-11	15	16	31	4.5-15	1.0-9	0-0	0/0	0	0
2011	10-9	16	15	31	7.5-34	4.0-29	0-0	0/0	1	3
2012	12-9	14	24	38	7.0-22	2.0-14	0-0	0/0	3	3
Totals	35-29	45	55	100	19.0-71	7.0-52	0-0	0/0	4	6



DA'CARLOS RENFRO

DB | 5-10 | 175 | SO-OL
Orange, Texas
(West Orange-Stark HS)

2012 (FRESHMAN): Participated in two games (versus SMU & Tulane).

PRIOR TO UTEP: All-District 21-3A member on three occasions ... also a three-time member of the All-

League and All-County teams ... made 43 tackles while posting seven interceptions and eight pass break-ups in garnering All-State accolades as a senior ... piled up roughly 380 rushing yards out of the wildcat package ... also voted the most valuable special teams player in the area ... team finished 10-4 and advanced to the quarterfinals of the state playoffs in 2011 ... had about 50 tackles and seven interceptions to secure honorable mention All-State placement as a junior ... three-year varsity letterman for coach Cornel Thompson ... ran track during his freshman year ... 4.3 GPA and a member of the National Honor Society as a prep.

PERSONAL: Parents are Marco Davis & Alisha Renfro ... has one brother and two sisters ... cousin, Greg Hill, was a first-round draft pick of the Kansas City Chiefs (1994) and played in the NFL through 1999 ... born 1/9/94 (Fort Arthur, Texas) ... undeclared major.



DEVANTE RICHARDSON

DL | 6-2 | 290 | FR-RS
Fort Worth, Texas
(Juan Seguin HS)

2012 (FRESHMAN): Redshirted.

PRIOR TO UTEP: Three-star recruit by Scout.com ... rated as the no. 91 defensive lineman by the organization ... two-year varsity starter for coach Carlos Lynn ...

earned first team All-District 7-4A honors as a junior in 2010 while landing placement on the second team in 2011 ... made 65 tackles as a junior while registering 50 in his final year ... had a 3.6 GPA as a prep.

PERSONAL: Parents are Cassandra and Bemrich Shaw and his father is Gerald Richardson ... born 2/25/94 (Fort Worth, Texas) ... undeclared major.



TRAUN ROBERSON

DB | 6-0 | 190 | JR-OL
DeSoto, Texas
(Desoto HS)

2012 (SOPHOMORE): Played in one game (at Ole Miss) before sustaining a knee injury.

2011 (FRESHMAN): Continued his recovery from a knee injury and did not see action.

2010: Posted two tackles and a pair of pass break-ups in the first two games of the season before sustaining a season-ending knee injury ... granted a medical redshirt.

PRIOR TO UTEP: Two-year starter and letterwinner for coach Claude Mathis at DeSoto HS ... unanimous first team All-District 11-5A selection ... voted team MVP for the secondary position ... earned three letters with the track team ... district champion in the 100 meters, as well as the 4x100 and 4x200 relays ... graduated in the top 10 percent of his class ... active member of the Antioch Missionary Baptist Church.

PERSONAL: Son of Shanta Plowden and Themotric Roberson ... his dad recently retired after serving in the Air Force for more than 20 years ... is an only child ... born 7/21/92 (Panama City, Fla.) ... Communication major.



ROY ROBERTSON

DL | 6-7 | 240 | SO-1L
Grand Prairie, Texas
(South Grand Prairie HS)

2012 (FRESHMAN): Appeared in 10 contests ... overall made 17 tackles, with three solo stops ... contributed a career-best four tackles at Tulsa ... chipped in a sack, the first of his career, against No. 4 Oklahoma ...

combined for five tackles in the final two contests of the campaign.

2011: Redshirted.

PRIOR TO UTEP: Listed as a three-star recruit and the no. 60 defensive end prospect in the land by Rivals.com ... also a three-star recruit by Scout.com ... regarded as the no. 6 defensive lineman in the Dallas/Fort Worth area and the no. 45 player in the Metroplex by The Dallas Morning News ... first team All-Area and All-District 5-5A defense selection as a senior at South Grand Prairie HS ... exploded onto the scene in 2010 after seeing limited playing time earlier in his prep career ... collected 75 tackles, including 26 for losses, with nine sacks, eight pass break-ups and a fumble recovery during the 2010 season ... split time at defensive end and outside linebacker ... two-year varsity letterwinner filled a backup role at defensive end as a junior.

PERSONAL: Parents are Howard Harris and Trevell Robertson ... has one sister ... cousin, Carl Nicks, plays for the Tampa Bay Buccaneers and was a two-time Pro Bowler ... born 7/23/93 (Oakland, Calif.) ... Multidisciplinary Studies major.

CAREER STATISTICS

Season	GP	UT	AT	Tot	TFL	Sacks	Int	FF/FR	PBU	QBH
2012	10-0	3	14	17	2.0-7	1.0-4	0-0	0/0	0	0
Totals	10-0	3	14	17	2.0-7	1.0-4	0-0	0/0	0	0



JAMES ROBINSON


OL | 6-5 | 330 | SR-1L
Richmond, Calif.
(Salesian HS/City College of San Francisco)

2012: Redshirted.

2011 (JUNIOR): Made three appearances for the Miners as a reserve on the offensive line.

PRIOR TO UTEP: Blossomed after moving from defensive line to offensive line in 2010 ... started at guard, leading City College of San Francisco to an 11-1 record, Northern California championship and state runner-up finish ... posted 60 pancake blocks while starting every game ... played one year of football for Salesian (Calif.) High School ... initially signed with Fresno State before going the junior college route ... recognized as a Cream of the Crop player in the Bay Area ... team claimed district title that season ... also lettered in basketball and track & field.

PERSONAL: Full name is James Timothy Robinson ... has one brother ... son of James and Cynthia Robinson ... born 5/14/90 (Berkeley, Calif.) ... Multidisciplinary Studies major.



NATANAEL RODRIGUEZ

DB | 6-1 | 175 | SO-0L
El Paso, Texas
(Jefferson HS)

UTEP ITEM: Maintained a minimum 3.0 cumulative GPA to earn a spot on the 2013 C-USA Commissioner's Honor Roll.

2012 (FRESHMAN): Did not see any playing time.

PRIOR TO UTEP: Two-year starter in the secondary for Jefferson High School ... was tabbed a first-team All-District 1-4A performer in 2010 ... credited with 30 tackles, including 14 solo stops, while also breaking up three passes and recovering a fumble ... posted a season-high eight tackles against Irvin ... made 40 tackles, including 16 unassisted, to go along with four pass break-ups and an interception in 2009 ... tallied eight tackles against Chapin while posting seven versus Bowie and six against both El Paso and Andress.

PERSONAL: Son of Fernando and Hilda Rodriguez ... born 3/29/93 (El Paso, Texas) ... has two brothers ... Elementary Education major.




COLE ROGERS

TE | 6-4 | 220 | FR-HS
Dripping Springs, Texas
(Dripping Springs HS)

PRIOR TO UTEP: State Top-300 player by Dave Campbell's Texas Football Magazine ... regarded as one of the top-40 wide receivers in the Lone Star State by recruiting analyst Randy Rodgers ... unanimous first-team All-District 25-4A wide receiver as a senior at Dripping

Springs High School, just outside of Austin ... other senior honors included All-Centex and team offensive MVP ... registered 57 receptions for 992 yards as a senior, both school single-season records, while scoring 12 touchdowns ... also set the Dripping Springs HS standard with 99.2 receiving yards per game during his final year as a prep ... helped Dripping Springs reach the third round of the state playoffs his junior year, encompassing the most successful season in school history ... three-year letterwinner for coach Bob Schultz ... played tight end as a sophomore, and wide receiver as a junior and senior ... also a three-year letterman in basketball.

PERSONAL: Full name is Cole Harrison Rogers ... son of Chuck and Karyn Rogers ... has one brother ... born 12/2/94 (Austin, Texas) ... undeclared major.



A.J. ROPATI

LB | 6-1 | 235 | SR-1L
Carson, Calif.
(Carson HS/Los Angeles Harbor College)

2012 (JUNIOR): Played in all 12 games, making seven starts ... recorded a total of 58 tackles to rank fifth on the team ... of his 58 stops, 22 were of the solo variety ... forced two fumbles, one at Ole Miss and the other against Rice ... blocked a field goal against UCF ... re-

covered a fumble at Tulsa ... registered three pass break-ups and a trio of quarterback hurries on the year ... keyed defensive efforts by tallying a career-high 11 tackles in the win versus I-10 rival NM State ... poured in 15 tackles over the final two games, including nine against Rice in the finale ... also posted his first career sack in the contest versus the Owls ... recorded at least three solo tackles in four tilts.

2011: Redshirted ... chosen the Miners' defensive scout team MVP.

PRIOR TO UTEP: Helped Los Angeles Harbor College to the Central West Conference championship in 2010 ... posted 47 tackles, five tackles for losses, two sacks and two pass break-ups in nine games, garnering second team All-West Conference honors ... recorded 54 stops, including seven for losses, in 2009 while adding a sack, five pass break-ups and three fumble recoveries ... two-time first team All-Marine League honoree at Carson (Calif.) High School ... second team All-City and All-Area accolades in 2008 ... voted his squad's defensive rookie of the year in 2007 ... earned three football letters while also lettering once in volleyball.

PERSONAL: Full name is Apelu Ropati, Jr., but goes by A.J. ... has one brother and one sister ... son of Apelu Ropati, Sr., and Naomi Ropati ... born 5/8/91 (Torrance, Calif.) ... Multidisciplinary Studies major.

CAREER STATISTICS

Season	GP	UT	AT	Tot	TFL	Sacks	Int	FF/FR	PBU	QBH
2012	12-7	22	36	58	2.0-7	1-5	0-0	2/1	3	3
Totals	12-7	22	36	58	2.0-7	1-5	0-0	2/1	3	3



JAYLON SCOTT

DB | 5-9 | 170 | FR-HS
Dallas, Texas
(Carter HS)

PRIOR TO UTEP: Rivals.com three-star recruit ... helped Carter High School finish runner-up in the district and advance to the second round of the state playoffs before ending the season 9-3 ... 2012 11-4A All-District first team selection ... tabbed second team

as a junior ... registered six interceptions, including one for a TD ... also a two-year letterwinner in track and field, where he earned a bronze medal in the 100m at the 2011 UIL Region II-4A Championships.

PERSONAL: Full name is Jaylon Scott-Harris ... son of Cassandra Scott and Jason Harris ... has one brother and one sister ... born 10/5/94 (Dallas, Texas) ... undeclared major.



JARRAD SHAW

WR | 5-9 | 180 | SR-OL
Los Angeles, Calif.
(St. Bernard HS/El Camino JC)

2012 (JUNIOR): Played in one game (versus Houston).
PRIOR TO UTEP: Transferred from El Camino College ... recognized as an All-Conference and All-State performer, in addition to being appointed the team's special teams player of the year in 2011 ... posted 48

catches for 621 yards and seven touchdowns to pace the squad in 2010 ... also returned 12 punts for 94 yards, an average just shy of 8.0 ... was voted All-League, All-Area and All-CIF while serving as a big play threat for St. Bernard HS ... racked up 685 yards on 39 receptions (17.6 avg) while scoring a quartet of touchdowns as a senior ... also tallied two TDs in the ground game, finishing with 145 yards on 36 carries ... notched 40 catches for 637 yards with seven TDs in 2008 ... posted a pair of rushing touchdowns as a junior as well.

PERSONAL: Son of Reginald Shaw and Cheryl Johnson ... has two brothers and one sister ... born 5/19/92 (Watts, Calif.) ... Multidisciplinary Studies major.



GARRETT SIMPSON

QB | 6-7 | 240 | FR-RS
The Colony, Texas (The Colony HS)

2012: Redshirted.
PRIOR TO UTEP: Texas Top-300 Player by Dave Campbell's Texas Football magazine ... three-year varsity member, starting every season ... received a grade of 73 from Scout.com ... broke eight of The Colony's nine quarterback records ... was an honorable mention All-

District 4A performer his final two years ... completed 55 percent of his passes for 2,271 yards and 23 touchdowns as a senior ... also rushed for about 500 yards ... averaged 7.0 yards per carry ... participated in the All-American combine following his junior season and the FBU camp in July, 2011 ... offensive player of the year as a sophomore ... two-time member of the A/B honor roll ... participated in the Heroes program, speaking at local elementary schools ... was part of an FCA bible group on Fridays.

PERSONAL: Parents are Bob and Marcy Simpson ... has two sisters and one brother ... born 2/16/94 (The Colony, Texas) ... undeclared major.



JAMEILL SHOWERS

QB | 6-2 | 220 | JR-TR
Killeen, Texas
(Shoemaker HS/Texas A&M)

PRIOR TO UTEP: Transferred to UTEP from Texas A&M and has two years of eligibility beginning with the 2013 season ... played in 11 games for the Aggies (2011-12), completing 31-of-49 passes for 359 yards and two touchdowns ... also rushed 18 times for 72 yards (4.0 avg.) ... completed 6-of-7 passes for 76 yards at SMU as a sophomore ... rushed three times for 39 yards against South Carolina State ... connected on 4-of-7 pass attempts for 30 yards versus Arkansas ... had a perfect passing day (8-for-8) for 59 yards, including a two-yard scoring toss, at Auburn ... compiled 86 yards passing on only two completions against Sam Houston State ... threw an 80-yard TD pass to LaKendrick Williams ... rushed for 33 yards on nine carries and posted his first career touchdown against Kansas State as a freshman ... completed a season-high 4-of-4 passes for 40 yards against Idaho that year ... rushed for 24 yards on five carries against Kansas ... redshirted in 2010 ... coached by Ken Gray at Shoemaker High School in Killeen, Texas ... an honorable mention All-State selection as a junior (2008) by the Texas Sports Writers Association ... threw for 2,150 yards and 22 touchdowns, while gaining 513 yards on the ground ... missed the 2009 football season due to injury.

PERSONAL: Full name is Jameill Lamonte Showers ... son of Shauna and James Showers ... has one sister ... born 9/6/91 (Alpine, Texas) ... earned his undergraduate degree in University Studies from Texas A&M in the summer of 2013 and plans to pursue his master's degree in Construction Management at UTEP.



DASHONE SMITH

DB | 6-0 | 190 | FR-RS
Spring, Texas
(Klein Oak HS)

2012: Redshirted.
PRIOR TO UTEP: First Team All-District 13-5A performer as both a junior and senior for head coach David Smith ... registered 126 tackles, along with 10 pass break-ups and three interceptions, while leading the

team to a district title as a senior ... team finished 9-4 and advanced to the regional round of the playoffs ... captained the squad ... compiled 102 tackles and a pair of interceptions in guiding his team to an 8-4 mark as a junior ... squad played into the area championship round of the playoffs ... posted 47 tackles as a sophomore, his first as a varsity letterman.

PERSONAL: Parents are Rodney and Shandrika Cordova ... born 6/10/93 (New Orleans, La.) ... undeclared major.



RICHARD SPENCER

DB | 6-2 | 215 | SR-3L
Moreno Valley, Calif.
(Rancho Verde HS)

2012 (SENIOR): Started the first four games of the year before sustaining a season-ending knee injury at Wisconsin ... was leading the team in both solo (21) and overall tackles (36) prior to getting hurt ... blocked a punt against Oklahoma while also recording

a pass break-up ... had an interception in the win against rival NM State ... recovered two fumbles for 11 yards while also forcing a fumble at Ole Miss and Wisconsin ... forced Heisman hopeful Montee Ball's first career fumble to halt the opening drive by the Badgers.

2011 (JUNIOR): Appeared in 12 games for the Miners, making four starts at nickel-back ... registered 47 stops (31 solo, 16 unassisted) ... 39 of his 47 tackles came against league opponents ... had five contests with five or more takedowns ... also registered 3.5 tackles for losses for a total of 19 yards ... posted two sacks for a loss of 15 yards ... also had a forced fumble, an interception and a pass deflection ... recorded a season-best nine tackles versus Southern Miss ... posted a pair of seven tackle games (Rice and East Carolina) ... had four contests with five or more solo stops, including six at Rice.

2010 (SOPHOMORE): Accounted for 29 tackles and three pass break-ups while playing in every game ... started at SAM linebacker versus Tulane and free safety against SMU ... picked up his season-best six tackles, along with a forced fumble, at UAB ... recorded four stops in three of the last four games (SMU, Arkansas, Tulsa) ... deflected a couple of pass attempts versus the Golden Hurricane.

2009 (FRESHMAN): Appeared in nine games and collected 11 tackles and a pass break-up ... registered his season-high four stops, along with a deflected pass, against Marshall ... recorded two tackles versus NM State and Rice.

PRIOR TO UTEP: Tabbed the no. 35 safety in the land by ESPN.com and no. 50/three star recruit according to Rivals.com ... a Rivals.com California Postseason Top 100 player, ranking 87th ... tabbed to the All-CIF Southern Section Inland Division Team as a senior ... two-time All-Inland Valley League selection, grabbing first team accolades in 2008 and second team honors in 2007 ... member of the 2008 Riverside County All-Star Team ... posted 82 tackles and six interceptions as a senior, following 43 stops and four picks as a junior ... had three returns for scores in 2008 ... named Rancho Verde High's defensive MVP following his senior campaign.

PERSONAL: Full name is Richard Mark'ee Spencer ... mother is Lillie Spencer ... has two brothers and one sister ... born 12/1/91 (Riverside, Calif.) ... Business major.

CAREER STATISTICS

Season	GP	UT	AT	Tot	TFL	Sacks	Int	FF/FR	PBU	QBH
2009	9-0	6	5	11	0.0-0	0-0	0-0	0/0	1	0
2010	13-2	11	18	29	1.0-2	0-0	0-0	0/0	3	0
2011	12-4	31	16	47	3.5-19	2.0-15	1-0	1/0	1	0
2012	4-4	21	15	36	1.0-1	0-0	1-0	2/2	1	0
Totals	38-10	69	54	123	5.5-22	2.0-15	2-0	3/2	6	0



ROBERT SPENCER

DB | 6-0 | 185 | JR-0L
Tyler, Texas
(John Tyler HS)

2012 (SOPHOMORE): Did not see action.

2011: Redshirted.

PRIOR TO UTEP: Two-year letterwinner at John Tyler High School ... earned one letter for track & field ...

graduated among the top-10 percent of his class and once was honored as the student of the month for his school.

PERSONAL: Full name is Robert Datravion Spencer ... son of Eldret Spencer and Sher-lane Lee ... has one brother ... born 8/28/92 (Tyler, Texas) ... Business major.



BLAIRE SULLIVAN

QB | 6-4 | 210 | SO-1L
San Antonio, Texas
(Central Catholic HS)

UTEP ITEM: Recipient of a 2012 & 2013 C-USA Commissioner's Academic Medal (minimum 3.75 GPA).

2012 (FRESHMAN): Saw action in five games, starting two ... busted out on the scene late in the season as he finished second on the team in rushing yards (240) and

ran for two scores ... completed 21-of-43 passes for 390 yards and two touchdowns ... ran 19 times for a season-high 98 yards, including a season-long 40-yard dash, a trip into the end zone and completed nine passes for 155 yards in a one-point win at Southern Miss ... rushed for 74 yards and a touchdown against UCF (also threw for 79 yards) ... put up 53 yards on the ground on 10 carries and threw for 105 yards and two touchdowns at Houston ... completed a 51-yard pass against Rice.

2011: Redshirted.

PRIOR TO UTEP: Texas Top-300 Player by Dave Campbell's Magazine ... first team All-District and second team All-State quarterback as a senior at Central Catholic HS ... completed 112-of-217 passes (51.6 percent) for 1,876 yards and 24 touchdowns with three interceptions his senior year ... also rushed for 820 yards and 11 scores ... completed 103-of-175 passes (58.9 percent) for 1,775 yards with 20 TDs and five picks as a junior on his way to second team All-District accolades ... three-year varsity letterwinner and two-year starter at signal-caller, posting an 18-6 record with two trips to the state playoffs ... team lost to eventual state champion Plano Prestonwood his senior year ... served as student council president for all four years in high school ... member of the National Honor Society and National Spanish Honor Society ... ranked third in his graduating class academically and made the Principal's List for superior achievement in the classroom ... also an Academic All-State choice ... ran track for Central Catholic High as well, competing in the 400 meters and 4x100 relay.

PERSONAL: Parents are Vince and Diane Sullivan ... has one brother and one sister ... born 5/19/92 (Dallas, Texas) ... Business major.

CAREER STATISTICS

Season	GP-GS	EFFIC	COMP-ATT-INT	PCT	YDS	TD	LG	AVG/GM
2012	5-2	135.72	21-43-1	48.8	390	2	51	78.0
Totals	5-2	135.72	21-43-1	48.8	390	2	51	78.0



QUINTON TEZENO

DB | 5-10 | 170 | FR-HS
Orange, Texas
(West Orange-Stark HS)

PRIOR TO UTEP: Honorable mention All-State and first-team All-City defensive honoree as a senior ... led West Orange-Stark to back-to-back Regional Championships ... was a two-year varsity performer who compiled

83 tackles and six interceptions, including five interceptions during his senior season ... also saw action on special teams, where he recorded 17 punt returns and rushed for 263 yards and one touchdown his senior year ... member of his high school track and field team and competed at the District 21-3A Championships, where he helped the 4x100m relay claim gold with a time of 43.90 ... his father, Quinton Tezeno Sr., was a safety for Houston and New Mexico State in the 1980s.

PERSONAL: Full name is Quinton C. Tezeno, Jr. ... son of Rhonda and Quinton Tezeno, Sr. ... has one brother and one sister ... born 4/3/95 (Orange, Texas) ... undeclared major.



CHRIS THOMAS

OL | 6-4 | 325 | SO-TR
Lancaster, Texas
(Lancaster HS/Cisco College)

PRIOR TO UTEP: Started at left tackle for Cisco [Texas] College during the 2012 season before transferring to UTEP ... enrolled at UTEP in January and will have three years of eligibility with the Miners ... three-year

varsity letterwinner for coach Christopher Gilbert at Lancaster High School outside of Dallas ... played nose tackle as a sophomore, right guard as a junior and right tackle as a senior ... earned first team All-District 15-4A and All-Area recognition as a senior ... second team All-District as both a sophomore and junior ... member of a district co-championship team his senior year ... was also a member of the Lancaster track and field team for four years, throwing the discus.

PERSONAL: Parents are Sedrick and Tina Thomas ... born 9/8/94 ... undeclared major.



ERIC TOMLINSON

TE | 6-7 | 260 | JR-2L
Klein, Texas
(Klein HS)

2012 (SOPHOMORE): Appeared in 10 games, making three starts ... caught four passes for 26 yards (6.5 avg.) ... registered an 11-yard reception versus Oklahoma ... made an 11-yard catch against SMU.

2011 (FRESHMAN): Conference USA All-Freshman selection ... played in 12 contests, making five starts ... had six catches for 83 yards and two touchdowns ... averaged 13.8 yards per reception ... had multiple receptions against Stony Brook and East Carolina ... posted a career-best 35 yards against the Pirates ... tallied two kickoff returns for 27 yards.

2010: Redshirted.

PRIOR TO UTEP: Three-star recruit according to Rivals.com ... two-year starter and letterwinner for coach Stan Labay at Klein HS ... tabbed second team All-District 13-5A (defense) as both a junior and senior ... selected a top-100 area player by the Houston Chronicle ... also outstanding all-around athlete who was a three-year starter with the basketball team ... member of the National Honor Society ... participated in mission trips every summer with his church.

PERSONAL: Son of Suzy Tomlinson ... has one brother and one sister ... born 4/22/92 (Oklahoma City, Okla.) ... Finance/Management major.

CAREER STATISTICS

Season	GP-GS	Rec.	Yds	Avg.	TD	Long	Avg/Gm
2011	9-0	1	12	12.0	0	12	1.3
2012	11-7	11	126	11.5	0	34	11.5
Totals	20-7	12	138	11.5	0	34	6.9



MALCOLM TRAIL

WR | 6-1 | 200 | JR-2L
Dallas, Texas
(Life School Oak Cliff HS)

2012 (SOPHOMORE): Participated in seven games, making three starts ... grabbed 16 passes for 121 yards ... set career highs in catches (five) and yards (38) at Ole Miss ... caught three passes for 29 yards with a season-long 16-yard catch at Tulsa ... forced a

fumble at East Carolina ... missed the last five games due to a shoulder injury.


2011 (FRESHMAN): Made seven appearances for the Miners ... recorded three receptions for 16 yards.

PRIOR TO UTEP: Three-year starter for coach Jeff Reitz at Life School Oak Cliff HS ... played receiver as a sophomore and quarterback his last two seasons ... three-time first team All-District 15-2A (once at wide out and twice at signal-caller) ... voted his team's offensive player of the year ... in 2009 completed 135-of-235 passes for 2,069 yards with 18 TDs and just seven interceptions ... did not throw a pick in the first five games of the season ... his team rated first in offense in the Dallas/Fort Worth region with about 480 yards per game ... he also rushed for more than 400 yards ... saw action at safety for three games ... in his only play as a receiver in 2009, he took a short slant and turned it into a 78-yard TD ... as a junior he connected on just under 60 percent of his passes for approximately 1,800 yards with 18 TDs ... four-year letterwinner in basketball, starting each season and earning first team All-State recognition as a junior ... also a three-year track & field letterwinner ... helped the 4x400 meter relay team advance to regionals.

PERSONAL: Son of Nita Cole and Herman Trail ... is an only child ... born 2/20/92 (Dallas, Texas) ... Criminal justice major.

CAREER STATISTICS

Season	GP-GS	Rec.	Yds	Avg.	TD	Long	Avg/Gm
2011	7-0	3	16	5.3	0	7	2.3
2012	7-3	16	121	7.6	0	16	17.3
Totals	14-3	19	137	7.2	0	16	9.8



NICK USHER

DL | 6-3 | 215 | FR-HS
Los Angeles, Calif.
(Serra HS)

PRIOR TO UTEP: Instinctive player who produced 11.5 sacks on his way to earning All-CIF honors as a senior for Serra High School in 2012 ... also recognized as a Mission League first team member and a first team All-

Area honoree ... finished with 61 tackles, 38 of which were solos ... also recovered two fumbles ... efforts aided SHS to a 14-2 record, including 4-1 in the league ... led squad to the CIF championship ... played in two postseason all-star games, totaling 26 tackles, six sacks and a touchdown ... key member of the eight-man defensive line rotation ... contributed four sacks and nine tackles as a junior.

PERSONAL: Full name is Nicholas F. Usher ... son of Norman and Geraldine Usher ... has one brother and one sister ... born 1/22/95 (Los Angeles, Calif.) ... undeclared major.



JEREL WATKINS

OL | 6-3 | 280 | JR-2L
Channelview, Texas
(Channelview HS)

2012 (SOPHOMORE): Played in all 12 games, making 10 starts at left guard ... paved the way for Nathan Jeffery's 897 rushing yards ... helped UTEP runners average 148.5 yards per game on the ground with 13 touchdowns ... helped protect the Miner quarter-

back's blind side.

2011 (FRESHMAN): Conference USA All-Freshman selection ... started the last 11 games at left guard ... helped the Miners rank tied for fourth nationally in long plays of 70+ yards (four), tied for sixth in plays of 60+ yards (seven), and tied for 17th in plays of 50+ yards (nine) from scrimmage ... the Miners scored 22 rushing touchdowns in the red zone ... UTEP's 154.9 yards rushing per game marked its third-best effort in 13 years ... UTEP registered four players with 150+ yards rushing.

2010: Redshirted.

PRIOR TO UTEP: Ranked the no. 76 offensive guard in the country by Scouts, Inc. out of Channelview HS ... first team All-District 21-5A choice as a prep senior ... second team All-District as a junior ... three-year member of the varsity team for coach Averion Hurts ... saw action at tight end as a sophomore, and left tackle as a junior and senior ... also competed on the Channelview High School track and power lifting teams ... involved with the African American Culture Club and PALS programs.

PERSONAL: Parents are Randy Watkins and Shakietha Jackson ... has two brothers ... born 2/15/91 (Houston, Texas) ... Criminal Justice major.



CRAIG WENRICK

TE | 6-5 | 260 | SR-3L
Flower Mound, Texas
(Flower Mound HS)

UTEP ITEMS: Multiple selection to the C-USA Commissioner's Honor Roll (minimum 3.0 GPA).

2012 (JUNIOR): Appeared in 12 games, making two starts ... paced all UTEP tight ends with 12 catches for 150 yards (12.5 avg.) and a touchdown ... caught a

17-yard touchdown versus rival NM State ... had a season-high 49 yards on three receptions against Tulane ... had two catches for 36 yards versus Ole Miss.

2011 (SOPHOMORE): Participated in 11 contests for the Miners ... registered four receptions for 105 yards (team-leading 26.2 avg.) ... registered one reception for 66 yards versus Tulane, the longest catch by a tight end in school history.

2010 (FRESHMAN): Saw action on special teams in seven games with no statistics.

2009: Redshirted ... named UTEP's Offensive Scout Team MVP.

PRIOR TO UTEP: Rated the no. 46 tight end in the nation and a three star prospect by Rivals.com ... listed as the no. 69 tight end according to Scouts, Inc. ... a top-10 tight end and top-300 player in the state according to Dave Campbell's Texas Football magazine ... first team All-District 6-5A in 2008 after helping Flower Mound High School to a record of 7-4 ... registered 15 catches for 173 yards and one TD while playing in a spread offensive system under head coach Cody Vanderford ... selected as the team Offensive MVP on two occasions ... two-year letterwinner who backed up tight ends who eventually signed with Boise State and Oklahoma during his junior season ... participated in the Athletes For Literacy Program on a weekly basis at his school ... involved with several other charity projects in the Dallas area.

PERSONAL: Full name is Craig Allen Wenrick ... parents are Chris and Carol Wenrick ... his dad ran track at Purdue for one season ... has one brother and one sister ... born 9/28/90 (Coppell, Texas) ... Multidisciplinary Studies major.

CAREER STATISTICS

Season	GP-GS	Rec.	Yds	Avg.	TD	Long	Avg/Gm
2010	7-0	0	0	0.0	0	0	0.0
2011	11-0	4	105	26.2	2	66	9.5
2012	12-2	12	150	12.5	1	23	12.5
Totals	30-2	16	255	15.9	3	66	8.5



JAQUAN WHITE

WR | 5-11 | 180 | FR-RS
Dallas, Texas
(Lancaster HS)

UTEP ITEM: Merited placement on the C-USA Commissioner's Honor Roll in the spring of 2013 with a cumulative GPA of 3.0 or higher.

2012: Redshirted.

PRIOR TO UTEP: Two-year letterman at Lancaster HS

... earned second team All-District 15-4A honors as a junior while receiving a first team nod as a senior ... combined to pile up roughly 1,800 receiving yards while scoring 16 touchdowns over his two years ... his efforts helped the team win back-to-back district championships ... also competed in basketball and track & field.

PERSONAL: Son of Clifton and Bevelan White ... has three brothers and two sisters ... born 8/23/94 (Dallas, Texas) ... undeclared major.



JOSEPH CAMACHO

LB | 6-2 | 230 | FR-HS
El Paso, Texas
(Austin HS)

PRIOR TO UTEP: Played varsity linebacker all four years in high school ... earned first team All-District 1-4A honors during his junior season ... compiled 123 tackles, four sacks and one interception as a junior ... racked up

56 tackles and two sacks in his sophomore season.

PERSONAL: Full name is Joseph Duenas Camacho Jr. ... son of Joseph Sr. and Jackie Camacho ... has two sisters ... born 3/8/94 (Honolulu, Hawaii) ... undeclared major.



WILL HERNANDEZ

DL | 6-3 | 305 | FR-HS
Las Vegas, Nev.
(Chaparral HS)

PRIOR TO UTEP: Played three years of varsity ball as an offensive guard and defensive tackle ... recognized as All-Conference on both offense and defense ... registered 42 tackles, eight sacks, one interception, five forced fumbles and two fumble recoveries during his

senior season ... completed on the wrestling and track & field teams as well.

PERSONAL: Full name is William Hernandez ... son of Robert Hernandez and Angelica Lemus ... has one sister ... born 9/2/95 (Las Vegas, Nev.) ... undeclared major.



MAURICE CHAVIS

DL | 6-1 | 275 | JR-TR
Tucson, Ariz.
(Salbino HS/Pima CC)

PRIOR TO UTEP: Named to the 2012 All-WSFL team as a defensive lineman ... posted 44 tackles (26 solo) and one sack in 11 games played in 2012 ... registered 27

tackles (nine solo), three tackles for losses, one forced fumble and three fumble recoveries ... member of the basketball team and honor roll in high school.

PERSONAL: Full name is Jesse Maurice Chavis ... son of George and Yolanda Chavis ... has four brothers and two sisters ... born 6/17/91 (Bellflower, Calif.) ... multidisciplinary studies major.



RALEIGH JOHNSON

DB | 6-2 | 170 | FR-HS
Beaumont, Texas
(Ozen HS)

PRIOR TO UTEP: Played cornerback during two years at the varsity level ... named to the All-District 4-A team and chosen the team defensive MVP after his senior season ... compiled 72 tackles, two sacks, two in-

terceptions and one fumble recovery during his senior season ... recorded 65 tackles, one sack, two interceptions and forced fumbles during his junior season ... also a member of the track and field team ... named to honor roll, member of AVID and the National Honor Society.

PERSONAL: Full name is Raleigh Dwight Johnson II ... has three brothers and one sister ... born 12/6/94 (Beaumont, Texas) ... undeclared major.



VINCE CZERNIEWSKI

DL | 6-0 | 290 | SO-TR
Pittsburgh, Pa.
(North Allegheny HS/Duquesne)

PRIOR TO UTEP: Registered six tackles (two solo) in 2012 at Duquesne ... started 39 consecutive games in career at North Allegheny High School ... posted

98 tackles, 20 tackles for losses, 15 sacks, one interception, three pass breakups, two forced fumbles and one fumble recovery in high school career ... posted 54 tackles (31 solo) and eight sacks during senior season in which team won 15 games and the 2010 Pennsylvania state championship ... totaled six sacks in a 45-0 win over Shaler Area in October 2010 ... senior season accolades included first team All-State, Post-Gazette Fabulous 22 and participated in the Big 33 All-Star Classic ... member of high school baseball and basketball squads ... recognized as a scholar athlete and was on the honor roll in high school.

PERSONAL: Full name is Vincent Robert Czerniewski ... son of Robert and Dianne Czerniewski ... has one sister ... born 5/16/92 (Pittsburgh, Penn.) ... multidisciplinary studies major.



ALVIN JONES

DB | 5-10 | 180 | FR-HS
El Paso, Texas
(Burgess HS)

PRIOR TO UTEP: First-team All-District 1-4A defensive back and second-team All-District 1-4A quarterback as a senior ... rushed for 950 yards on 80 carries with 20 touchdowns, while passing for 463 yards and seven scores ... helped Burgess to a 10-3 record and an area playoff win ... also recorded 83 tackles, one sack, two forced fumbles and returned three punts for touchdowns ... played three years of varsity ball ... participated in the Greater El Paso All-Star Game ... won eight consecutive games after taking the signal calling reins ... played with his twin brother, Aaron ... competed on the Burgess track and field team ... a member of the 1600m relay state championship team after taking the district title ... El Paso Times All-City selection in basketball, averaging 15.2 ppg.

PERSONAL: Full name is Alvin Jones, Jr. ... son of Alvin, Sr. and Vurgess Jones ... father is an army veteran and mother is an active duty member of the military ... has two brothers and one sister ... born 12/2/94 (Savannah, Ga.) ... undeclared major.



TANNER KNEISLY

K/P | 6-0 | 215 | FR-HS
Easley, S.C.
(Easley HS)

PRIOR TO UTEP: Competed three years as a varsity kicker ... named MVP in two games during his senior season ... connected on 14-of-14 field goals, including a season-long 53-yard kick ... named All-Region in soccer

... ranked in the top three in the state at his position.

PERSONAL: Full name is Tanner Lloyd Kneisly ... son of David and Lori Kneisly ... has three brothers and two sisters ... born 9/17/88 (Redmond, S.C.).



JOEL NUNEZ

DB | 5-7 | 155 | FR-RS
El Paso, Texas
(Bel Air HS)

PRIOR TO UTEP: Two-time All-District 1-5A honoree at Bel Air High School, doubling as a running back and defensive back ... rushed for 911 yards as a junior and 1,484 as a senior, scoring a total of 13 touchdowns on the ground during that span ... compiled four 100-yard games as a junior and seven as a senior ... ran for 240 yards versus Ysleta HS and 202 against Hanks HS, both his senior year ... coached by Phil Lopez at the varsity level ... member of a district championship team his freshman year ... garnered All-State accolades for his work in the classroom ... Regional competitor for the Bel Air track team as a sprinter ... All-Academic honoree in both football and track ... graduated in the top 10 percent of his class ... member of Student Council and the National Honor Society.

PERSONAL: Full name is Joel Nunez ... parents are George and Araceli Nunez ... has one brother and one sister ... born 5/7/94 (El Paso, Texas) ... undeclared major.



RANIQUE LOVETT

RB | 6-0 | 230 | FR-HS
El Paso, Texas
(Irvin HS)

PRIOR TO UTEP: Played three years on the varsity squad ... positions included offensive line, defensive line, fullback and linebacker ... named All-District his junior and senior seasons ... member of the track and

field team ... named Academic All-District.

PERSONAL: Full name is Ranique Aaron Lovett ... mother is Zsa Zsa Lovett ... has one brother and three sisters ... born 6/22/95 (El Paso, Texas).



ERIK RAMIREZ

OL | 6-3 | 265 | FR-HS
El Paso, Texas
(Del Valle HS)

PRIOR TO UTEP: Earned a couple of All-District 2-4A nods as a part of the offensive line at Del Valle HS ... District MVP his senior year for coach Jesse Perales ... member of three straight district title teams ... also an All-District golfer and Regional qualifier in track ... threw the shot put and the discus ... Top 10 Senior at his school.

PERSONAL: Full name is Erik Raoul Ramirez ... parents are Raul and Diana Ramirez ... has three brothers and one sister ... born 11/15/94 (Eagle Pass, Texas) ... undeclared major.



JAY MATTOX

K/P | 6-0 | 175 | FR-HS
Las Vegas, Nev.
(Las Vegas HS)

PRIOR TO UTEP: Competed three years at the varsity level ... connected on 22-of-30 field goals during his career, including a career-long 53-yard kick ... named to

the All-State and All-Conference teams after his senior season ... also a member of his prep soccer team.

PERSONAL: Full name is Jay J. Mattox ... son of Duane and Paula Mattox ... has three sisters ... born 6/16/95 (Las Vegas, Nev.) ... undeclared major.



MIKE RUGGLES

K/P | 6-6 | 205 | FR-HS
Lutz, Fla.
(Steinbrenner HS)

PRIOR TO UTEP: Played one year of varsity football at Steinbrenner HS ... earned All-Area honors, finishing 7-of-10 on field goals with a long of 40 yards ... coached by Andres Perez ... also played soccer in high school ... member of the National Honor Society with a 4.6 prep GPA.

PERSONAL: Full name is Michael Evan Ruggles ... parents are John and Jackie Ruggles ... has one brother ... born 12/9/94 (Tampa, Fla.) ... undeclared major.



JOSH SILVAS

OL | 6-4 | 350 | JR-TR
El Paso, Texas
(Canutillo HS/New Mexico Military Institute)

PRIOR TO UTEP: Transferred from New Mexico Military Institute and has two years of eligibility with the Miners ... helped NMMI to the Heart of Texas Bowl in 2011 ... two-time All-District and All-City choice at Canutillo HS,

playing right guard and nose guard ... member of two district championship squads (freshman and sophomore year) ... three-year varsity starter for coach Scott Brooks.

PERSONAL: Full name is Joshua Joe Silvas ... parents are Jesse and Elvia Silvas ... has one brother and two sisters ... born 5/14/93 (El Paso, Texas) ... Multidisciplinary Studies major.



RICKY WILLIAMS

DB | 5-9 | 160 | FR-HS
El Paso, Texas
(Chapin HS)

PRIOR TO UTEP: Played wide receiver and defensive back at Chapin High School in El Paso ... member of three district championship teams ... was a part of three 10-win seasons including as a freshman, junior and senior ... two-year varsity letterwinner for coach

Rene Hernandez ... also a member of Chapin's basketball and track teams.

PERSONAL: Full name is Enrique Williams ... parents are Robert and Nakia Williams ... has three brothers and three sisters ... born 12/22/93 (Colorado Springs, Colo.) ... undeclared major.



T.J. TALASHEK

OL | 6-0 | 275 | FR-RS
Sunnyvale, Texas
(Sunnyvale HS/Coastal Carolina)

PRIOR TO UTEP: Attended Coastal Carolina University before transferring to UTEP but redshirted with the Chanticleers, thus preserving his college eligibility ... two-year varsity starter for coach John Settle at Sunnyvale HS ... garnered All-District 6-2A honors as a senior when he did not allow a sack ...

two-time Regional qualifier in power lifting ... honor roll student.

PERSONAL: Full name is Thomas Jonn Talashek ... parents are Tom and Gaynor Talashek ... has two sisters ... born 5/17/93 (Barrington, Ill.) ... undeclared major.



CHRIS THUMMEL

OL | 6-4 | 275 | FR-HS
El Paso, Texas
(Hanks HS)

PRIOR TO UTEP: First Team All-District honoree as a senior at Hanks HS in El Paso ... chosen the team's most valuable offensive lineman and selected to play in the

city All-Star Game ... played defensive end, right guard and left guard during a three-year varsity career for coach Jeff Cleveland ... honorable mention Academic All-State pick ... also a member of Hanks' basketball and track teams.

PERSONAL: Full name is Chris Michael Thummel ... parents are Stephen and Terry Thummel ... has one sister ... born 5/9/95 (El Paso, Texas) ... undeclared major.



COACHING STAFF

- 42, head coach Sean Kugler
- 45, coaching staff
- 59, support staff



HEAD COACH **SEAN KUGLER**

**UTEP '89
FIRST SEASON**

- **BORN**
8/9/66
- **HOMETOWN**
Lockport, N.Y.
- **EDUCATION**
UTEP, 1989
- **WIFE**
Patsy
- **CHILDREN**
Robert, Patrick, Kali

Former UTEP player and coach Sean Kugler was named the 25th head coach of the Miners on December 10, 2012.

Kugler returned to the Sun City following three seasons as the offensive line coach for the Pittsburgh Steelers. He has 11 years of NFL experience, also working with the Detroit Lions (2001-05) and the Buffalo Bills (2007-09).

Kugler was on the UTEP staff from 1993-2000, and was assistant head coach at Boise State in 2006, when the Broncos finished 13-0 and beat Oklahoma 43-42 in the Fiesta Bowl, unanimously viewed as one of the greatest postseason games in college football history.

Kugler was raised in Lockport, N.Y. His father was an assistant fire chief.

He was a four-year letterman at UTEP (1985-88), playing under head coach and current UTEP Director of Athletics Bob Stull for three seasons. In 1988, Kugler led the Miners to the only 10-win season in school history and a berth in the Independence Bowl. His position coach at UTEP was current Kansas City Chiefs head coach Andy Reid.

He signed with the Steelers as an undrafted free agent in 1989. Kugler started at guard for the Sacramento Surge in the World League of American Football in 1991.

He began his coaching career at Tampa Bay Vo-Tech High School in 1990, helping the school to its most successful season with a 10-2 record. He was the offensive line and strength & conditioning coach at Gaither High School in Tampa in 1992 before making his way back to El Paso.

During eight seasons with the Miners, Kugler served in various capacities and coached four All-Western Athletic Conference offensive linemen (Carey Clayton, Alan Gray, Jeff Seeton, Anwar White). In his final season, UTEP finished 8-4, won the second conference title in school history and faced Boise State in the Crucial.com Humanitarian Bowl.

In 2001, Kugler began his long-running association with the National Football League. He spent five seasons with the Detroit Lions, working with the tight ends and the offensive line, before returning to college coaching at Boise State in 2006.

He was a part of a magical campaign with the Broncos, doubling as the team's assistant head coach and offensive line coach. The explosive Bronco offense produced 222.8 yards rushing per game to rate sixth nationally. Leading the ground game was sophomore Ian Johnson, who ranked first in the country in rushing touchdowns (25) and second in rushing yards (1,755). Kugler coached a pair of All-WAC

offensive linemen at Boise State, including current Denver Broncos Pro Bowler Ryan Clady.

Kugler rejoined the NFL at Buffalo in 2007. In three seasons with the Bills, he mentored two-time Pro Bowl left tackle Jason Peters. In 2007, Kugler's offensive line surrendered just 26 sacks to set a team record. The Bills also had a 1,000-yard rusher in every season with Kugler on the sideline.

The highlight of Kugler's stint with the Steelers was a trip to the 2011 Super Bowl. The 2010 season may have marked Kugler's crowning achievement as a coach, as he took a patchwork offensive line decimated by the loss of both tackles to season-ending injuries and groomed it into a championship-caliber unit. Under Kugler's tutelage rookie center Maurkice Pouncey made the first of three consecutive Pro Bowl appearances. A year later, the Steelers posted their highest yards per carry average in 10 years (4.4) and Ben Roethlisberger threw for 4,077 yards, the second-best figure in franchise history. Despite again facing multiple injuries to key O-Line personnel, the Steelers lowered their sacks allowed count from 42 in 2011 to 37 in 2012.

Kugler and his wife, Patsy, have three children - sons Robert and Patrick, and daughter Kali. Robert and Patrick played on high school teams that won back-to-back state titles in New York (2009) and Pennsylvania (2010). Robert was named the Class AAAA co-Player of the Year by the Pennsylvania Interscholastic Athletic Association and currently is a starting sophomore offensive guard at Purdue University. Patrick, an offensive tackle, is a freshman offensive lineman at Michigan. He was selected to participate in the 2013 Under Armour All-American Bowl.

▣▣ ***We are delighted that Sean Kugler and his family will be returning to El Paso and UTEP. It's always wonderful to welcome back to the campus someone like Sean, who has longstanding ties to the UTEP family as a former player and assistant coach. His extensive and highly successful experience since then, as both an intercollegiate and NFL coach, make him an exceptional choice to serve as UTEP's head football coach, and we look very much forward to Miner football's bright future under his leadership.*** ▣▣

- UTEP President Dr. Diana Natalicio

COACHING RECORD

YEAR	SCHOOL	TITLE
1990-91	Tampa Bay Vo-Tech HS	Offensive Line/Defensive Line Coach
1992	Gaither High School	Offensive Line/Strength And Conditioning Coach
1993	UTEP	Graduate Assistant/Defensive Line Coach
1994	UTEP	Tight Ends/Asst. Strength & Conditioning Coach
1995	UTEP	Offensive Line Coach
1996	UTEP	Offensive Line Coach
1997	UTEP	Offensive Line Coach
1998	UTEP	Offensive Line Coach
1999	UTEP	Offensive Line Coach
2000	UTEP	Offensive Line Coach
2001	Detroit Lions	Tight Ends Coach
2002	Detroit Lions	Tight Ends Coach
2003	Detroit Lions	Tight Ends Coach
2004	Detroit Lions	Offensive Line/Tight Ends Coach
2005	Detroit Lions	Offensive Line/Tight Ends Coach
2006	Boise State	Assistant Head Coach/Offensive Line Coach
2007	Buffalo Bills	Assistant Offensive Line Coach
2008	Buffalo Bills	Offensive Line Coach
2009	Buffalo Bills	Offensive Line Coach
2010	Pittsburgh Steelers	Offensive Line Coach
2011	Pittsburgh Steelers	Offensive Line Coach
2012	Pittsburgh Steelers	Offensive Line Coach
2013	UTEP	Head Coach

WHAT THEY'RE SAYING ABOUT

SEAN KUGLER



■ ■ **Sean is a bright, creative, talented and tough coach who will be outstanding at UTEP.** ■ ■

**- Marty Mornhinweg
Offensive Coordinator
New York Jets**

"Sean played at UTEP and he loves the university. That's number one. He brings a lot of intensity to the program. The players are going to love him. He's hard-nosed and he expects the most from them. He's well respected by the players, and that goes a long way. I'm really proud of Sean and I'm excited. Everybody in El Paso needs to get behind him, because he's going to do a great job. I'm expecting big things at UTEP with Sean in charge."

- Charlie Bailey, former UTEP head coach (1993-99)

"Coach Kugler was a great offensive line coach who really helped me develop as a young player at Boise State. I loved how he related to his players. He was honest and always kept it real, but at the same time, he was very down to earth. He had a tremendous impact on me and our team at Boise, and I wish him all the best at UTEP."

- Ryan Clady, three-time Pro Bowler, Offensive Tackle, Denver Broncos

"Sean was an outstanding player at UTEP when we had the great run in the mid to late 80's. There is always something special about someone who goes back to his alma mater and knows what it

was like when they were winning big there. Bob Stull made a great choice in Sean -- someone who will represent the university well and knows what UTEP is all about. He is well respected in the coaching profession, and that will aid him in the recruiting battles. He will put together a fine staff. He cares about the players and the university. What more could you ask for at UTEP?"

- Dirk Koetter, Offensive Coordinator, Atlanta Falcons

"I had the privilege of working alongside several excellent football coaches in my career. Sean Kugler is certainly one of them. His knowledge of both the running game and the passing game separates him from other offensive coaches. He will no doubt build a tough, hard-nosed football team at UTEP and a program that they can be very proud of for a long time."

- Steve Mariucci, Former NFL Head Coach

"Sean is one of the best football coaches that I have ever worked with, and probably an even better person. He is extremely smart and a lot of fun to be around. I know he will keep the game interesting and the guys who play for him will have a really good time."

- Chris Petersen, Head Coach, Boise State

"I think it is awesome, and a great opportunity for him. He has done a lot for us and helped us along this path in the NFL, especially me. For him to get that opportunity is great. I love that guy and hope the best for him. He is a players' coach. He loves you but at the same time he knows how to put things in perspective for you and knows how to go out and get on you when needed. Anybody who gets that guy as a head coach is going to have a great team and a great opportunity to be successful."

- Maurkice Pouncey, three-time Pro Bowler, Center, Pittsburgh Steelers

"I would like to congratulate Sean on his new position at UTEP. The Miners are getting a tremendous coach and even though we are sad to see him leave the Steelers, we are excited for him to return to his alma mater and lead their program. We are grateful for his contributions in Pittsburgh, and we wish Sean and his family nothing but the greatest success at UTEP."

- Mike Tomlin, Head Coach, Pittsburgh Steelers

"I think UTEP has gotten a tremendous football coach, and one with high standards, a phenomenal personality and a great football mind. He also has a vested interest in the university, having gone to school there and having played for Bob Stull. There's a great connection. I know he's going to do a great job for UTEP."

- Andy Reid, Head Coach, Kansas City Chiefs



PATRICK HIGGINS

OFFENSIVE COORDINATOR/ QUARTERBACKS COACH FIRST SEASON

Patrick Higgins, who was a member of the UTEP football staff from 1998-2003 under Charlie Bailey and Gary Nord, has returned to the Sun City as offensive coordinator and quarterbacks coach.

He has coached in nine bowl games - 2000 Humanitarian Bowl, 2005-2009 Las Vegas Bowl, 2010 New Mexico Bowl, 2011 Little Caesars Pizza Bowl and 2013 Heart of Dallas Bowl. He has also coached 15 players who have signed NFL contracts.

Most recently Higgins spent two seasons at Purdue (2011-12), coaching the wide receivers and acting as the Boilermakers' interim head coach for the Heart of Dallas Bowl.

He was also Purdue's interim offensive coordinator for the final three games of the 2012 regular season with Nord sidelined due to a back injury.

Antavian Edison and Gary Bush combined to account for 15 of Purdue's 30 touchdown receptions in 2012. Edison earned honorable mention All-Big Ten honors. O.J. Ross ranked third in the league in receptions per game (5.1), and Edison was fifth (4.5).

In 2011, Justin Siller led the Boilermakers with 50 catches, and Edison had a team-high 584 receiving yards. Purdue capped the seven-win campaign with a 37-32 win over Western Michigan in the Little Caesars Pizza Bowl.

Higgins served as the outside receivers coach and special teams coordinator at BYU from 2005-10. The Cougars posted a 56-21 during that time with six bowl appearances, four bowl wins and two outright Mountain West Conference titles.

In 2005, BYU ranked sixth nationally in passing offense (310.1 ypg), 13th in total offense (462.4 ypg) and 24th in scoring offense (33.0 ppg). In 2006, the Cougars finished

11-2 overall and 8-0 in the Mountain West Conference, rating fourth in the country in passing offense (323.5 ypg) and total offense (465.5 ypg) and fifth in scoring offense (36.8 ppg). BYU was also 11-2 (8-0 MWC) in 2007, ranking 14th in the FBS in passing offense (298.4 ypg) and 25th in total offense (442.8 ypg).

The Cougars put together a 10-3 campaign in 2008, averaging 310.4 yards passing (sixth in the nation), 444.8 yards of offense (16th) and 34.2 points (20th). Austin Collie led the country in receiving that year with 118.3 yards per game, and also rated 12th in kickoff returns (27.5 avg.). He is BYU's all-time leading receiver (3,255 yards), earned All-America honors as a junior and was drafted by the Indianapolis Colts. BYU was 11-2 in 2009 behind another dominant offense that averaged 35.5 ppg (11th in the FBS), 281.5 yards passing (17th) and 427.2 yards of offense (21st).

BYU led the nation in third-down conversion percentage in 2009 (.556), finished second in 2008 (.557) and 2006 (.560), and ranked no lower than 21st among all FBS teams in the category during Higgins' six seasons. BYU was also ninth in the nation in kickoff returns in 2008 (24.6 avg.), and 20th in punt returns in 2006 (12.9 avg.). The Cougars were 17th in kickoff returns in 2007 (23.8 avg.).

Higgins spent the 2004 season at Louisiana Tech, where he was tight ends coach and special teams coordinator.

With Higgins as offensive coordinator, UTEP scored 30-plus points 16 times and 40 or more on eight occasions in a four-year span (2000-03). The 2000 Miners won the WAC title and ranked 22nd nationally in scoring offense (32.3 ppg), 27th in passing offense (248.2 ypg) and 36th in total offense (407.5 ypg). Quarterback Rocky Perez was eighth in the nation in passing efficiency (147.14), and Lee Mays was eighth in receiving (99.8 ypg). Brian Natkin was a unanimous All-America choice after leading all tight ends nationally with 64 catches for 787 yards. Natkin is currently a member of the UTEP staff.

■ HOMETOWN

Pendleton, N.Y.

■ EDUCATION

William Penn, 1986
St. Cloud State, 1989

■ WIFE

Karen

Higgins previously was the Miners' wide receivers coach in 1998 and 1999. He worked with 22 All-WAC performers during his first stint in El Paso.

A native of Pendleton, N.Y., Higgins came to UTEP from Columbia University in New York City, where he had worked as running backs coach in 1997.

From 1994-96, Higgins was the offensive coordinator and special teams coach at Shepherd College, an NCAA Division II institution in Shepherdstown, W. Va. He was also responsible for coaching the Rams' quarterbacks and receivers. In 1994 and 1996 the Rams finished among the top-16 teams in the country in total offense.

Higgins has also seen duty as a head coach at St. Andrews Prep in Savannah, Ga. in 1993. He also coached college ball at St. Cloud State in St. Cloud, Minn. (wide receivers 1988), Quincy University in Quincy, Ill. (offensive coordinator 1990, defensive coordinator 1991) and William Penn College in Oskaloosa, Iowa (head coach 1992).

He earned his bachelor's degree in Chemistry, with a minor in Biology, from William Penn College in 1986. He received his master's degree in Exercise Physiology from St. Cloud State in 1989.

His wife's name is Karen.



SCOTT STOKER

DEFENSIVE COORDINATOR/ LINEBACKERS COACH FIRST SEASON

Former collegiate head coach Scott Stoker is entering his first season as the Miners' defensive coordinator.

Stoker comes to El Paso from Sam Houston State University, where he served as defensive coordinator from 2009-12. The Bearkats captured Southland Conference titles with back-to-back berths in the FCS championship game in 2011 and 2012.

In 2012 SHSU led the Southland in rushing defense (98.5 ypg), total defense (333.5 ypg) and pass efficiency defense (151.6), while ranking sixth nationally in rushing defense. The Bearkats had the conference leader in tackles for losses (senior linebacker Darius Taylor) and pass break-ups (senior defensive backs Robert Shaw and Dax Swanson).

In 2011, Stoker was instrumental in Sam Houston State fashioning a 14-1 mark. He was named the NCAA Football Championship Subdivision "Defensive Coordinator of the Year" by FootballScoop.com.

The 2011 Bearkats held national top-five rankings in rushing defense (first, 72.9 ypg), scoring defense (second, 14.9 ppg), turnover margin (second, 1.87), total defense (third, 279.9 ypg) and pass efficiency defense (fourth, 99.20), while pacing the conference in all five categories. Swanson was third in the FCS in interceptions with 0.5 per game.

Stoker's 2010 unit rated eighth nationally in rushing defense (100.1 ypg) and 17th in sacks (2.7 avg.).

While at Sam Houston State, he coached 14 defensive players who combined to earn 22 All-Conference honors. Safety Darnell Taylor was appointed the Southland Conference Defensive Player of the Year in 2011 and 2012. Taylor, along with defensive lineman J.T. Cleveland and Swanson, have garnered All-American accolades.

Stoker was the head coach at his alma mater, Northwestern State, from 2002-08. He compiled a 43-38 record, and led the Demons to the 2004 Southland Conference co-championship and two NCAA Division I playoff appearances (2002 & 2004).

His teams broke close to 50 school records (23 offensive, 10 defensive, 13 special teams), as well as set five NCAA records and 10 Southland Conference standards. Three of his teams ranked in the top-15 nationally in total defense and rushing defense, rating second in both categories in 2004. Stoker was also identified as one of the nation's top 10 recruiters by American Football Coaches Monthly.

He worked as an assistant coach at McNeese State from 1994-2002. Six of the teams earned national playoff berths, including reaching the 1995 national semifinals and playing in the 1997 championship game. Stoker was the Cowboys' offensive coordinator in 1999, and defensive coordinator from 2000-01.

■ HOMETOWN

Alexandria, La.

■ EDUCATION

Northwestern State, 1989

■ WIFE

Kim

■ CHILDREN

Jennifer, Carlie, Zoe

A native of Alexandria, La., he is the son of Butch Stoker, a highly-successful coach at Alexandria High School for four decades. Scott Stoker was an All-State quarterback for Alexandria before continuing his playing career at Northwestern State. He led the Demons to the 1988 Southland Conference championship and an NCAA playoff berth. He finished his college career (1986-89) with a school-record 4,801 passing yards and 5,059 yards of total offense.

Stoker and his wife, Kim, have three children - Jennifer, Carlie and Zoe.



ANDREW BROWNING

DEFENSIVE LINE COACH FIRST SEASON

One of the heroes of Boise State's 2007 Fiesta Bowl championship team, Andrew Browning is in his first year as UTEP's defensive line coach.

Browning served as a member of the Boise State staff for three years prior to making the move to El Paso. He was in charge of defensive quality control in 2010 before working as a defensive graduate assistant from 2011-2012.

Over three years the Broncos compiled a 35-4 record with two conference championships and three bowl wins. Boise State held national top-15 rankings in scoring defense in 2010 (second, 12.8 ppg), 2011 (12th, 18.7 ppg) and 2012 (eighth, 15.8 ppg). The Broncos rated in the top-20 in total defense in 2010 (second, 254.7 ypg), 2011 (16th, 320.9 ypg) and 2012 (13th, 315.6 ypg).

The Bronco defense produced 12 first team All-Conference selections during that span - DL Mike Atkinson (2012), DL Tyrone Crawford (2011), DB Jeron Johnson (2010), DL Demarcus Lawrence (2012), DL Shea McClellin (2010 & 2011), DB George Iloka (2010 & 2011), LB J.C. Percy (2012), DB Jamar Taylor (2012), LB Winston Venable (2010) and DL Ryan Winterswyk (2010).

A four-year letterwinner at Boise State (2003-06), Browning concluded his career with 143 tackles (57 solo), 21.5 tackles for losses and 12.5 sacks. After initially walking on to the team, he was named honorable mention All-WAC as a sophomore, second team as a junior and first team as a senior. He was also recognized as a second team Academic All-American by ESPN The Magazine in 2006. In the historic 43-42 win over Oklahoma in the 2007 Fiesta Bowl, Browning was credited with six tackles, a tackle for loss and a half-sack. He established career-highs for tackles (46), tackles for losses (11) and sacks (8.5) his senior year.

He graduated from Boise State with a bachelor's degree in communication in 2007.

■ HOMETOWN

Lake Oswego, Ore.

■ EDUCATION

Boise State, 2007



KIRK DAVIS

SPEED, STRENGTH & CONDITIONING COACH 12TH SEASON

Kirk Davis is in his 21st year in the strength and conditioning profession, and his 12th year in charge of the UTEP speed, strength and conditioning program. Davis and his staff develop programs tailor-made for each of UTEP's 16 Division I-A sports. They also oversee the state-of-the-art Vandenburg Strength and Conditioning Center in the Larry K. Durham Sports Center and the Foster Stevens Basketball Center.

Under Davis' tutelage at Akron and UTEP numerous players have realized their dream of playing in the National Football League, including current pros Eloy Atkinson (Tennessee Titans), Joe Banyard (Minnesota Vikings), Antwon Blake (Jacksonville Jaguars), Oniel Cousins (Cleveland Browns), Da'Mon Cromartie-Smith (Pittsburgh Steelers), Quintin Demps (Kansas City Chiefs), Michael Edwards (Cleveland Browns), Drew Thomas (St. Louis Rams) and Darren Woodard (St. Louis Rams).

Davis served as an assistant with the Miners during the 2002-03 athletic year prior to being elevated to the head position. He was involved in all facets of the strength and conditioning program as an assistant, including working specifically with the men's and women's basketball, women's soccer and track and field teams.

A former member of the United States National Weightlifting Team, Davis is a member of the NSCA, where he is certified as a strength and conditioning specialist. He is also certified as a senior coach by USA Weightlifting and as strength and conditioning

coach by the Collegiate Strength and Conditioning Coaches Association. He qualified for, and competed in, the 1996 Olympic Team Trails.

Davis was the first assistant strength and conditioning coach at the University of Akron for six years. He also had a four-year stint as a staff member at the Crystal Palace National Sports Center in London, England, working under the direction of the British National Team coach. During his career Davis has had a hand in developing numerous conference champions, All-Americans, national champions and many professional athletes.

A native of New Philadelphia, Ohio, Davis served in the U.S. Air Force from 1987-91 and received his degree in athletic training from the University of Akron.

He and his wife, Cheryl, were married in January 2009. Davis has three children -- Abigail, Andrew and Annalexis.

■ HOMETOWN

New Philadelphia, Ohio

■ EDUCATION

Akron, 1998

■ WIFE

Cheryl

■ CHILDREN

Abigail, Andrew, Annalexis



GABE FRANKLIN

DEFENSIVE BACKS COACH THIRD SEASON

Gabe Franklin joined the UTEP staff as cornerbacks coach in July of 2011. He now coaches the team's defensive backs.

During the 2012 season, Franklin helped Drew Thomas pile up the second-most tackles (81) on the squad while fellow cornerback Darren Woodard recorded 44 stops and tied for the team lead with two interceptions. The Miners finished with 47 pass break-ups on the campaign. Thomas and Woodard also went on to sign free agent contracts with the NFL's St. Louis Rams.

In 2011 Franklin served as a mentor to Antwon Blake, who started all 12 games at left corner and led the team with seven pass break-ups. Blake also posted 46 tackles, an interception and two blocked kicks before signing a free agent contract with the NFL's Jacksonville Jaguars. The starter at right corner during the 2011 season, Thomas, contributed 49 tackles and six pass deflections.

Franklin served as cornerbacks coach for the University of San Diego during the 2010 season. He helped the Toreros forge a mark of 5-6, including a winning record (5-3) in the Pioneer Football League. He mentored Al-Rilwan Adeyemi to an appearance on the 2010 All-PFL Defensive First Team. Adeyemi was second on the squad with 48 tackles, including 32 solo, while registering a team-high six interceptions. He also contributed four pass breakups.

Prior to his time at USD, Franklin spent two years on the Cal football staff (2008-09) as an administrative assistant on the defensive side of the football. Prominent players coached at Cal include 2011 NFL third-round draft pick of the Chicago Bears, Chris Conte, and two-time first team All Pac-10 and 2010 NFL seventh-round draft pick of the Denver Broncos Syd'Quan Thompson.

His start in coaching came at his high school alma mater, Bishop O'Dowd, in 2007. He aided the squad to a second-place finish in the league and a spot in the first round of the playoffs.

Franklin was an outstanding player in his own right before entering the coaching ranks. From 2001-04 he was a member of a Boise State team that compiled a 44-7 record and won a pair of bowl games. He finished as the NCAA's career leader in passes defended (72), and was a three-time All-WAC selection. He rates among the Boise State and WAC all-time leaders with 18 interceptions. Additionally he started every game of his collegiate career.

In 2004 he posted a team-high 17 pass breakups to go along with 61 tackles and four picks on the way to securing first team All-Conference accolades. He reaped second team All-League honors after tallying eight interceptions as a junior in 2003.

■ HOMETOWN

Oakland, Calif.

■ EDUCATION

Boise State, 2004

■ WIFE

Kelly

After Boise State, Franklin was a free agent signee with the San Diego Chargers in 2005. He was also a member of the New York Giants that year. Franklin remained in the NFL through 2007, enjoying stints with the Chargers (2006, 2007) and San Francisco 49ers (2006) while also competing for the Cologne Centurions of NFL Europe in 2007.

The native of Oakland, Calif., graduated from BSU with a bachelor of science degree in psychology in 2004. He married his wife, Kelly, on June 25, 2010.



CORNELL JACKSON

RUNNING BACKS COACH FIRST SEASON

Cornell Jackson takes over as the Miners' running backs coach in 2013 after serving in the same capacity at Purdue over the previous four seasons.

Jackson helped the Boilermakers land bowl bids during the 2011 and 2012 campaigns, participating in the Little Caesars Pizza Bowl and the Heart of Dallas Bowl respectively.

In 2009, Purdue had the Big Ten's no. 3 rusher in Ralph Bolden, who averaged 77.9 yards per game. Bolden was a second team all-league choice after rushing for 935 yards, despite missing most of the season finale at Indiana due to injury. Bolden ran for a career-high 234 yards against Toledo, the third-best tally in school history.

In 2010, the Boilermakers tied the school record by compiling five consecutive games with 200+ yards rushing. Purdue amassed 100+ yards on the ground in 10 of 12 games.

The Boilermakers ranked 33rd nationally in rushing offense in 2011, averaging 181.6 yards per game. That was the highest total by a Purdue team in six years. Eight different players collected at least 100 yards on the season.

Purdue also racked up 22 rushing touchdowns in 2011. Akeem Shavers was appointed MVP of the Little Caesars Pizza Bowl after rushing 22 times for 149 yards in a 37-32 win over Western Michigan. For the year, Purdue rushers lost only three fumbles on 535 carries.

Jackson was on the Kansas State staff in 2008, coaching the linebackers. He has also coached the running backs at Arizona State (1996-99), Washington (2004), New Mexico (2005-06) and Baylor (2007).

Jackson's stint in Tempe produced five running backs that were chosen in the NFL Draft, including two (Terry Battle and J.R. Redmond) who garnered All-Pac 10 honors. The Sun Devils played in three bowl games during Jackson's tenure (1996 Rose, 1997 Sun, 1999 Aloha).

While at Washington, Jackson coached the linebackers (2002) and the safeties (2003) prior to taking over as running backs coach. He also added recruiting coordinator to his list of responsibilities in 2004. The Huskies played in the 2002 Sun Bowl.

In 2005, the Lobos' DonTrell Moore earned Mountain West Offensive Player of the Year honors after becoming just the sixth player in NCAA history to rush for 1,000 yards in four separate seasons. A year later, Jackson coached first team All-Mountain West Conference pick Rodney Ferguson, who rushed for 1,132 yards in leading the Lobos to the New Mexico Bowl. Jackson had two separate coaching stints at New Mexico, including coaching the linebackers in 1995.

■ HOMETOWN

Jackson, Miss.

■ EDUCATION

Sterling (Kan.) College, 1986

■ WIFE

Lorri

In 2000 and 2001, Jackson coached the linebackers at Houston. Under his tutelage Wayne Rogers was named the Conference USA co-Defensive Player of the Year in 2000. He was also linebackers coach at Utah State (1990-91) and Pacific (1992-94).

Jackson began his career as running backs coach at Butler County (Kan.) Community College in 1987, then moved to Central Missouri State as a graduate assistant working with the defensive ends in 1988 and 1989. Jackson has taken part in four NFL internships - with the San Diego Chargers (linebackers) in 2004, Denver Broncos (running backs) in 2001, St. Louis Rams (running backs) in 1999 and Seattle Seahawks (linebackers) in 1993.

A native of Jackson, Miss., Jackson played defensive back at Hinds Junior College in 1982 and 1983 before moving on to Sterling (Kan.) College, where he was a two-time All-Conference defensive back. He earned his bachelor's degree in Health and Physical Education in 1986.

His wife's name is Lorri.



SPENCER LEFTWICH

ASSISTANT HEAD COACH/ OFFENSIVE LINE FIRST SEASON

With nearly a quarter century of collegiate coaching experience, Spencer Leftwich doubles as UTEP's assistant head coach and offensive line coach.

He has coached in eight bowl games as an assistant - 2001 & 2002 New Orleans (North Texas), 2003 Humanitarian (Tulsa), 2005 Liberty (Tulsa), 2006 Armed Forces (Tulsa), 2010 Hawaii (Tulsa), 2011 BBVA Compass (Pittsburgh) and 2012 New Mexico (Arizona).

Leftwich comes to El Paso after one season as the tight ends coach at Arizona. He helped the Wildcats fashion an 8-5 mark in 2012, including a 49-48 win over Nevada in the Gilman New Mexico Bowl. Arizona's offense rated among the nation's finest, securing top-25 rankings in scoring (16th, 38.2 ppg), rushing (17th, 227.8 ypg) and passing (298.4 ypg). The Wildcats averaged 526.2 yards per contest to rate seventh in the country.

Leftwich's other responsibilities with the Wildcats included coordinating offensive special teams including the PAT, field goal, punt and kickoff return units.

Leftwich began his career as offensive line coach at Stephen F. Austin from 1989-91. In 1989, the Lumberjacks finished 12-2-1 and played in the I-AA national championship game.

He was also the O-Line coach at New Mexico State (1992-93) before enjoying two separate stints at both North Texas and Tulsa from 1994-2010. Leftwich was the offensive line coach for the Mean

Green from 1994-2002 and 2007-09. In his first term at UNT, he had at least one lineman earn all-conference recognition in eight of nine years. In 2007, North Texas established school records for total offense and passing offense. In 2009, North Texas had the no. 28 rushing attack in the NCAA with 185.3 yards per game while bettering the school standard for total yards (4,904). The Mean Green also ended the campaign ranked no. 10 in sacks allowed with one per outing.

He was Tulsa's offensive line coach from 2003-06 and again in 2010. In 2003, Tulsa rated no. 23 nationally in rushing with 196 yards per game. The Golden Hurricane won the Conference USA title in 2005, and finished 10-3 in 2010 with the no. 5 offense in the country (505.6 ypg). Leftwich coached seven different players to eight all-conference accolades in his five seasons with the Hurricane.

In 2011, Leftwich was the offensive line coach at Pittsburgh.

The Gainesville, Texas native was a three-year starter at guard and a two-time All-Conference honoree at Stephen F. Austin. He graduated in 1988 and added a master's degree from East Texas State in 1989.

Leftwich and his wife, LaTonne, have three sons - Mack Hays, Cutter and Gage.

■ HOMETOWN

Gainesville, Texas

■ EDUCATION

Stephen F. Austin, 1988
East Texas State, 1989

■ WIFE

LaTonne

■ CHILDREN

Mack Hays, Cutter, Gage



BRIAN NATKIN

TIGHT ENDS COACH/ RECRUITING COORDINATOR SECOND SEASON

Former UTEP consensus All-American Brian Natkin was named a full-time assistant coach to the program in December of 2011. He spent the 2012 season serving as the Miners' offensive line coach before assuming the position of tight ends coach/recruiting coordinator.

His efforts during the 2012 season were evident as both center Eloy Atkinson and right tackle James Nelson secured spots on the honorable mention All-Conference USA squad. Sophomore running back Nathan Jeffery enjoyed a breakthrough campaign as a result of the play of the offensive line. Atkinson has gone on to pursue a professional career, having signed a free-agent deal with the Tennessee Titans in April of 2013.

Natkin returned to his alma mater after a five-year stint at NCAA Division II Midwestern State. The Mustangs were a combined 41-15, including 10-1 in 2011, and claimed the 2009 Lone Star Conference title. Natkin mentored three All-Americans (Tony Burson, Lance Calloway and Amini Silatolu) and numerous all-conference selections while at MWSU. In 2011 the offensive line surrendered just nine sacks in 11 games and the Mustangs led the nation in total offense (531.9 ypg) and scoring (48.6 ppg), while ranking second in rushing (323.5 ypg).

Prior to his stint in Wichita Falls, Natkin coached one season at Northern Colorado where he developed an offensive line that paved the way for 1,000-yard rusher Andre Wilson.

Natkin served as a graduate assistant at UTEP in 2004 and 2005, working with the offense and tight ends. He tutored second-team All-WAC performer Jonas Crafts (2004) and honorable mention freshman All-American Jamar Hunt (2005).

One of two consensus All-Americans in program history, Natkin led all tight ends nationally with 64 catches for 787 yards in 2000. He ended his career with 172 receptions for 1,934 yards. He was a three-time first team All-WAC selection (1998-2000).

Following his career at UTEP, Natkin spent time in the NFL with Tennessee (2001-02) and St. Louis (2003). He earned his bachelor's degree in criminal justice from UTEP in 2003.

The San Antonio native is married to the former Stacy Zimmerman, who starred in volleyball at UTEP. The couple has two children - Brock and Lauren.

■ HOMETOWN

San Antonio, Texas

■ EDUCATION

UTEP, 2008

■ WIFE

Stacy

■ CHILDREN

Brock, Lauren



NATE POSS

ASSISTANT ATHLETIC DIRECTOR FOR FOOTBALL OPERATIONS 17TH SEASON

Nate Poss joined the UTEP staff in March 1997 as director of football operations. Now the assistant athletic director for football operations, Poss' duties are wide-range, most importantly helping head coach Sean Kugler in the day-to-day operations of Miner football.

Poss is responsible for organizing and implementing team travel, arranges and coordinates UTEP's preseason camp both in El Paso and Alpine, Texas, and is responsible for the Miner football players' summer job placement around El Paso.

He also helps arrange community service appearances for Miner players and coaches, particularly with local schools and the Children's Hospital. The football team has annually ranked among UTEP's top sports programs in community service hours.

A West Texas native, Poss helps the coaching staff in other areas, including overseeing the training table, compliance and recruiting weekends and assisting with academics. He works hand-in-hand with on-campus entities to coordinate players' scholarship checks and campus finances. He is also in charge of all logistics for the Miners Across Texas summer camps.

Poss graduated from Big Spring High School in Big Spring, Texas, where he was named to the school's "Team of the Century" for football. His performance as a wide receiver and defensive back gained him a scholarship to Rice. At Rice, Poss played defensive back for coordinator Charlie Bailey, former head coach of the Miners. Poss earned four letters (1973-76) and was in the starting lineup two years (1975-76) for the Owls.

Upon receiving his B.A. in commerce and religion from Rice in 1978, Poss spent three years as sports editor of the Big Spring Herald and one year as editor of Big Time Sports magazine that served the Permian Basin. From 1984-88 Poss lived in Miami, Fla., where he was a marketing representative for the Fina Corp. In 1988 Poss returned to school at Sul Ross State University and worked on his master's degree in education, which he received in 1989. During his stay at Sul Ross, Poss served as running backs and defensive backs coach, as well as assistant basketball coach.

Poss also coached in the Texas prep ranks at Kermit High School (1991), Greenwood High in Midland (1992-93) and Coronado High in El Paso (1994-96). He was president of the El Paso Coaches' Association in 1996-97. He currently serves on the National Committee for Directors of Football Operations and is the Conference USA representative to the committee.

■ HOMETOWN


Big Spring, Texas

■ EDUCATION

Rice, 1978

Sul Ross State, 1989

Nate's father, Delnor Poss, served as director of athletics at Midland Junior College for 17 years. In 1995 the elder Poss was honored as NJCAA Athletic Director of the Year. He has coached four national championship golf teams at Midland College. Delnor Poss was also inducted into the College Golf Hall of Fame in the summer of 2009.



ROBERT RODRIGUEZ

NICKELBACKS/SAFETIES COACH SIXTH SEASON

■ HOMETOWN

El Paso, Texas

■ EDUCATION

UTEP, 2004

■ WIFE

Holly

One of the greatest linebackers in UTEP history, Robert Rodriguez returned to El Paso as defensive program coordinator for the 2008 campaign. He coached the linebackers from 2010-12 and now serves as the nickelbacks/safeties coach.

In 2012, Rodriguez's unit performed admirably. Josh Fely paced the team in total tackles (112), becoming the first Miner to reach triple digits since 2009. Fely's efforts were worthy of honorable mention All-Conference USA accolades. Fellow linebackers Aubrey Alexius (66 tackles) and A.J. Ropati (58) finished fourth and fifth, respectively, on the squad in stops.

During the 2011 season Rodriguez worked with Jeremy Springer, who began his UTEP career as a quarterback and ended it as the team's leading tackler (70 stops). Fely, who transferred in from San Diego Mesa College, made an immediate impact. He ranked third on the team with 61 tackles. The Miners also received a highly productive year from Isaiah Carter (54 takedowns), who garnered honorable mention All-Conference USA honors for the second year in a row.

In his first year as a full-time assistant, Rodriguez coached four of the Miners' top seven tacklers, as Jamie Irving (79), Carter (75), Royzell Smith (72) and Anthony Morrow (67) combined for 293 stops.

Rodriguez ranks fifth on the all-time Miner tackle chart with 443 stops, including 33 for losses. He led the Western Athletic Conference in tackles in three of his four seasons at UTEP. Rodriguez was appointed the WAC Defensive Player of the Year in 2004 after being credited with 121 tackles and 16 tackles for losses.

Following his stint with the Miners (2001-04), Rodriguez spent time with the Carolina Panthers and Tennessee Titans in the NFL (2005) before playing for Cologne in NFL Europe (2006) and Calgary in the CFL (2006-07).

He was a prolific running back at Montwood High School in El Paso, earning All-City Offensive MVP honors as a senior when he rushed for 1,690 yards and 25 scores.

The El Paso native and Montwood High School graduate is married to the former Holly Taylor, who played soccer for the Miners from 2000-03. He graduated from UTEP in 2004.



TODD WHITTEN

WIDE RECEIVERS COACH FIRST SEASON

Former NFL quarterback and collegiate head coach Todd Whitten is in his first year mentoring the UTEP wide receivers.

Whitten was the head coach at Tarleton State (1996, 2000-04) and Sam Houston State (2005-09), compiling a 70-51 record. Most recently he served as the offensive coordinator at Lamar for two years (2010-11) and spent the 2012 season as the head coach at Arlington Heights High School in Fort Worth, Texas.

Whitten led Sam Houston State to runner-up finishes in the Southland Conference in 2006 (6-5) and 2007 (7-4). In 2006, D.D. Terry ranked seventh in the Football Championship Subdivision (FCS) in rushing, averaging 132.8 yards per game, and 11th in scoring with 9.8 points per game. In 2007, Sam Houston State held FCS top-25 rankings in passing offense (16th, 265.3 ypg) and total offense (21st, 419.3 ypg). Quarterback Rhett Bomar rated eighth nationally in total offense (290.6 ypg) en route to being chosen in the fifth round of the NFL Draft by the New York Giants.

Whitten was 45-23 in two separate stints at Tarleton State. In 1996, he directed the Texans to a 5-5 mark. His second tenure produced a stellar 40-18 mark over five seasons, including 10 wins in 2001 and nine in 2002. The Texans won the Lone Star Conference championship in 2001, made their first-ever playoff appearance and closed out the year rated 10th in the Division II poll. Tarleton had a total

of 34 All-Conference selections in 2002 and 2003, including 19 first team honorees, while capturing back-to-back Lone Star Conference North Division titles. The Texans set 30 school records during the Whitten era, and he garnered conference coach of the year honors on four occasions (1996, 2001-03).

Whitten was also on the staffs at Texas Tech (graduate assistant 1988-89), New Mexico State (quarterbacks coach 1990-93), UTEP (running backs coach 1994-95), Wyoming (offensive coordinator 1997-98) and Sam Houston State (offensive coordinator 1999).

One of the most prolific quarterbacks in Stephen F. Austin history, Whitten ranks second on the school charts with 6,304 passing yards and 60 touchdowns. He signed a free agent contract and played for the New England Patriots during the NFL players strike in 1987. He was also a standout baseball player in college and was drafted by the Philadelphia Phillies. He was inducted into SFA's Athletics Hall of Honor in 2001.

The Dallas native earned his bachelor's degree in education from Stephen F. Austin in 1987 and added a master's in education from Texas Tech in 1990.

He and his wife, Dana, have three sons (Brady, Blaze, Tate) and a daughter (Maddie).

■ HOMETOWN

San Antonio, Texas

■ EDUCATION

Stephen F. Austin, 1987
Texas Tech, 1990

■ WIFE

Dana

■ CHILDREN

Brady, Blaze, Tate, Maddie

JEREMY SPRINGER

GRADUATE ASSISTANT DEFENSE

SECOND SEASON

Former Miner Jeremy Springer is serving his second season as a UTEP graduate assistant. In 2012 he was a director of operations grad assistant; this season Springer will serve as a defensive grad assistant.

Springer played four seasons (2008-11) for the Orange and Blue at linebacker. Springer compiled 161 career tackles, including 64 solo stops, 10 tackles for loss (23 yards) and seven pass breakups. He also recorded a fumble recovery (2009), a sack (2010) and an interception (2011).

Springer's senior season was the most prolific as he totaled 70 tackles (31 unassisted), had five stops for a loss (eight yards) and four pass breakups. His sophomore season produced 66 stops (25

unassisted), 3.5 tackles for losses and three pass breakups. He was UTEP's 2011 defensive captain.

Not only did Springer succeed on the field, he also was a recipient of a Conference USA Academic Medal as a freshman and was a five-time member of the Conference USA Commissioner's Honor Roll. He also was Events Coordinator for UTEP's Student-Athlete Advisory Committee (SAAC) during the 2010-11 academic year.

The Los Fresnos, Texas native played wide receiver as a high school sophomore and junior. His senior year he started at quarterback and made an immediate impact. Springer completed 202-of-366 passes for 3,489 yards and 42 touchdowns (only eight

■ HOMETOWN

Los Fresnos, Texas

■ EDUCATION

UTEP, 2011

UTEP, 2013

interceptions). He also ran 123 times for 632 yards and 15 scores.

He received bachelor's and master's degrees from UTEP in Business Administration and Education, respectively, in 2011 and 2013.

WESTON GLASER

GRADUATE ASSISTANT DEFENSE

FIRST SEASON

Weston Glaser is in his first season on the UTEP coaching staff and serves as a defensive graduate assistant.

Previously Glaser was on the Sam Houston State coaching staff, working with the Miners' new defensive coordinator Scott Stoker. He assisted with the defensive secondary and served as video coordinator.

Glaser helped the Bearkats to a 31-10 overall record, two conference championships and back-to-back NCAA national championship finals appearances since joining the coaching staff in July of 2010.

During his three seasons with the Kats, Glaser worked with five defensive backs who earned All-Southland Conference honors a total of 15 times. The quintet includes two-time Southland Conference Defensive Player of the Year Darnell Taylor and all-time Bearkat interceptions leader Dax Swanson.

Glaser earned his degree from Sam Houston State in History in 2012 and is currently seeking a Masters in Education Administration.

His wife is Laura Glaser.

■ HOMETOWN

Waco, Texas

■ EDUCATION

Sam Houston State, 2012

DOUGLAS BOND

GRADUATE ASSISTANT DEFENSE

FIRST SEASON

Douglas Bond is another newcomer to the UTEP staff. He will handle in-house recruiting responsibilities as a graduate assistant.

The Grand Prairie, Texas native played in the offensive line at Oklahoma State (2002-05) and Northeastern State (2007-08). He was an honorable mention All-League center at Northeastern State.

After earning his bachelor's degree in Sociology from Northeastern State in 2009, Bond was a player/coach (2009-10) in the Arena League, where

he garnered first team All-IFL honors while working with the offensive and defensive line.

He continued his coaching career as a graduate assistant offensive line coach at Hardin Simmons from 2010-12. He coached in the Don Haskins Bowl, the Division III All-Star game, in 2011. Bond received his master's degree in Counseling and Human Development from Hardin Simmons in 2012.

Bond has a four-year old daughter, Londyn.

■ HOMETOWN

Grand Prairie, Texas

■ EDUCATION

Northeastern State, 2009

ALEX TORRES

GRADUATE ASSISTANT OPERATIONS

FIRST SEASON

Alex Torres is in his first season as a operations GA with the Miners.

An El Paso native, Torres attended Franklin High School while lettering in football, basketball and baseball. He helped lead his team to back-to-back district championships in 2004 and 2005 while advancing to the Elite 8 in 2005. His prep honors included first team All-District (three times), first team All-City and second team All-State. He was named MVP of all El Paso city schools in 2005.

After high school, Torres enrolled at the Air Force Academy (did not play football) and then transferred to Texas Tech in 2008. He played in 45

games in four seasons for the Red Raiders, hauling in 178 receptions for 2,131 yards (12.0 avg.) with 16 touchdowns.

He set career highs in receptions (12) against Kansas State in 2011, yardage (163) versus Oklahoma in 2009, touchdowns (three) at Oklahoma in 2011 and long reception (65) versus Oklahoma in 2011. He finished his career making at least one catch in 43 of 45 games. His best season came in 2009 when he nabbed 67 passes for 806 yards and six scores. He was named a third team Freshman All-America by CollegeFootballNews.com following the 2009 season.

■ HOMETOWN

El Paso, Texas

■ EDUCATION

Texas Tech, 2011

Torres received a Bachelor's and a Master's in Finance from Texas Tech in 2011 and 2013 respectively, and is currently pursuing a Masters in Leadership Studies at UTEP.

FRANK HALLIBURTON

GRADUATE ASSISTANT OFFENSE

FIRST SEASON

Frank Halliburton is an offensive graduate assistant with the Miners.

Halliburton played fullback and on special teams in 36 games (2006-08) at Purdue. He scored a touchdown at Michigan (2007) and was named the Big Ten Special Teams Player of the Week after setting a Purdue record with two blocked punts (2008). He saw action in two bowl games during his career – the Champs Sports Bowl (2006) and Motor City Bowl (2007).

The Indianapolis, Ind. native received his Bachelor's degree in Health and Fitness in 2009 and is currently seeking a Masters in Education Administration.

Halliburton served as a graduate assistant/running backs coach at Southwest Baptist University for two seasons prior to coming to El Paso. He was also the running backs and defensive line coach at Beech Grove High School in Indianapolis, Ind. in 2010.

■ **HOMETOWN**
Indianapolis, Ind.

■ **EDUCATION**
Purdue, 2009

TYLER BAILEY

GRADUATE ASSISTANT OFFENSE

FIRST SEASON

Tyler Bailey is in his first year as an offensive graduate assistant at UTEP.

Bailey played collegiately at North Texas (2006-09) in the offensive line. He started every game for the Mean Green in 2009 and was part of a unit that surrendered the third-fewest sacks in the nation that season. He played in over 30 games during his career at UNT.

The Lexington, Ky. native received his Bachelor's degree in History in 2009 and is currently seeking a Masters in Education Administration at UTEP. Prior to coming to the Sun City, Bailey coached at the high school level for three seasons.

His grandfather, Charlie Bailey, was the Miners' head football coach from 1993-99.

■ **HOMETOWN**
Lexington, Ky.

■ **EDUCATION**
North Texas, 2009

FOOTBALL STAFF



DONNA CHANDLER

- Administrative Assistant

Donna Chandler has worked in the UTEP athletic department since 1998, starting in the business office before joining the football staff in September, 2005. She was a football volunteer from 1998-2005.

Chandler is responsible for the reception area in the football offices. She also performs essential office duties to support assistant coaches and staff, and works with the players to provide complementary game tickets. Chandler compiles contact information for the players, assists as a liaison to NFL scouts and, on game day, helps the video staff.

She received her bachelor's degree in Finance from UTEP in 1999. She also graduated from Eastwood High School in El Paso.



MONA GARRIDO

- Administrative Assistant

Mona Garrido became a member of the UTEP football staff on March 24, 1982, and is beginning her 32nd season with the Miners. As an administrative assistant Garrido oversees, supervises and delegates all facets of administrative day-to-day operations of the football office, football staff and Larry K. Durham Sports Center. She works closely with the Assistant Athletic Director for Football Operations, assisting with team travel, training table, budget and other areas. Garrido also serves as the personal assistant to Head Coach Sean Kugler.

She received a Distinguished Achievement Award in Service to the University in 1999. Garrido attended UTEP after graduating from Coronado High School in El Paso in 1976.

She and her husband, Elias "Lee" Garrido, have been married for 32 years and are very active in their church. Their son, Nathan, a former UTEP football equipment manager, earned a degree in Kinesiology from UTEP and is pursuing a graduate degree.




DAWN HEARN

- Head Athletic Trainer

Dawn Hearn is entering her 25th year as an athletic trainer for the UTEP football team. She started in 1988 as an assistant to David Binder. In April of 1995, Hearn was promoted to head athletic trainer. At the time she was one of only three females in charge of the training room at a Division I-A athletic program, and one of two in charge of football. Hearn supervises four full-time assistants, five graduate assistants and approximately 20 undergraduate student trainers at UTEP. Nearly 50 of her former workers are currently serving as athletic trainers.

In December 1985, she graduated from Iowa State with a bachelor's degree in Physical Education and minors in Athletic Training and Coaching. Upon passing the national exam, she became a certified athletic trainer in April, 1986. Hearn attended graduate school at Ohio University, where her graduate assistantship consisted of covering Jackson High School athletics. She graduated in June 1987 with a Master's of Science Degree in Physical Education with an emphasis in Athletic Training, and spent three summers with the U.S. Volleyball Association.

Hearn loves spending time during the summer months at Elephant Butte Lake on her boat with her two dogs -- a husky named Tequila and a golden retriever named Kahlua. Her hobbies also include fishing and skiing.



JUERGEN KARP

- Video Coordinator

Juergen Karp has served as UTEP's video coordinator since 1997. He and his staff film practices and games for the UTEP coaching staff, while handling video exchange with opponents and providing tapes to referees and NFL scouts.

A native of Hildesheim, Germany, Karp came to the United States after working in the medical field from 1990-97. He founded an American Football Club in his hometown, the Hildesheim Invaders, and was a starter and team captain from 1983-94. The first player in club history to have his jersey retired, Karp was a two-time MVP and two-time first team All-State selection. He was also a head coach and assistant coach with the team.

Karp has two degrees from UTEP -- a Bachelor of Science, which he received in 2003, and a Bachelor of Communication, which he added in 2007. His wife's name is Patricia Azarcon Karp. He has two daughters, Venise and Lauren and two sons Eric Justin and Kyle.



NORMA POSADA

- Administrative Assistant

Norma Posada is in her 16th season as a member of the UTEP football staff. Posada works with the coaches on all aspects of the recruiting process, including arranging coaches' travel, official recruit weekends and recruiting film. More importantly, she is responsible for yearly maintenance of the football office's national recruiting database, JumpForward. Posada also provides daily administrative support to assistant coaches and other staff members.

An El Paso native and Riverside High School graduate, Posada received her bachelor's degree in Business Management from UTEP in the spring of 2010. She received the UTEP President's Staff Scholarship Award in 2005.

She and her husband, Mike, have been married for 19 years. They have two daughters -- Cynthia Adame, a 2005 UTEP graduate who recently added a second degree from the school's "Fast Track" nursing program, and Naomi Posada, who is 13 years old.



SEKOU WALKER

- Equipment Manager

Sekou Walker begins his 11th season as UTEP's equipment manager. He and his staff are in charge of outfitting the Miner football team.

Walker got his start in the UTEP equipment room as a student assistant while pursuing his bachelor's degree in Finance, which he received in 1992. Upon graduation, he served as assistant equipment manager for the Birmingham Barracudas in the Canadian Football League in 1995. Walker also was an equipment intern at Dallas Cowboys Training Camp in 1997.

Walker and his wife, Jacqueline, have two daughters -- Kyra (eight years old) and Kaitlin (five years old).



2012 IN REVIEW

- 61, game-by-game
- 67, individual statistics
- 68, team statistics
- 69, defensive statistics
- 70, superlatives

2012 RESULTS

■ sept. 1 ■ sun bowl (40,137) ■ el paso, texas

[//4 OKLAHOMA 24, UTEP 7]

Sophomore RB Nathan Jeffery returned a blocked punt for a touchdown while also piling up 177 rushing yards but No. 4 Oklahoma withstood the charge, besting upset-minded UTEP, 24-7, at the Sun Bowl on Sept. 1.

The Miners struck first, with Richard Spencer blocking a punt which Jeffery took 24 yards for a TD to put them up 7-0 just six minutes into the contest. The Sooners pulled even after Landry Jones hit Kenny Stills for a 68-yard score with 5:06 to play in the first quarter.

UTEP regrouped and defended valiantly as the game wore on, limiting the high-octane OU offense to just a field goal on its next seven possessions.

The Miners, behind the powerful running of Jeffery, were able to move the chains against the Sooners but couldn't finish the drives off. Three times UTEP misfired on field goals while another drive ended on downs at the OU 41, but the score remained 10-7 heading to the final quarter.

The close calls ultimately proved costly, with the pendulum of momentum finally swinging the way of the Sooners. The sequence started with a Miner fake punt coming up four yards short of a first down, resulting in the visitors' best field position of the contest (UTEP 41). OU took advantage of the short field, with Jones threading the needle on a crossing pass to Brannon Green from 18 yards out to make it 17-7 OU.

Any remaining comeback aspirations were dashed with a 65-yard run by the Sooners' Damien Williams with 3:54 to play.

SCORING BREAKDOWN

	1	2	3	4	F
Oklahoma	7	0	3	14	24
UTEP	7	0	0	0	7

SCORING SUMMARY

1st	UTEP	Jeffery 24-yard blocked punt return (Warren kick)
	OU	Stills 68-yard pass from Jones (Hunnicut kick)
3rd	OU	Hunnicut 38-yard field goal
4th	OU	Green 18-yard pass from Jones (Hunnicut kick)
	OU	Williams 65-yard run (Hunnicut kick)

TEAM STATISTICS

	OU	UTEP
First Downs	19	12
Rushing Attempts-Yards	37-205	36-207
Passing Yards	222	48
Passes	21-36-0	7-26-0
Total Offense	73-427	62-255
Punt Returns-Yards	3-30	5-66
Kickoff Returns-Yards	0-0	4-66
Punts-Average	8-40.6	8-45.9
Fumbles-Lost	3-0	2-0
Penalties-Yards	7-55	6-28
Time of Possession	31:37	28:23

INDIVIDUAL STATS

Rushing	OU: Williams 10-103; Whaley 11-54; Clay 6-26; Shannon 1-19; Stills 1-9; Bell 3-7; Millard 2-6; Jones 3-(-19). UTEP: Jeffery 21-177; Williams 5-16; Meger 1-10; Dowell 3-7; Golden 1-3; Bell 1-3; Leslie 1-(-4) Lamaison 3-(-5).
Passing	OU: Jones 21-36-0-222. UTEP: Lamaison 6-23-0-39; Meger 1-3-0-9
Receiving	OU: Stills 6-121; Brown 4-32; Metoyer 4-21; Whaley 3-1; Millard 2-19; Green 1-18; Clay 1-10. UTEP: Perry 1-13; Tomlinson 1-11; Trail 1-9; Wenrick 1-7; Leslie 1-6; Hamilton 1-4; Jeffery 1-(-2).
Interceptions	OU: None. UTEP: None.
Tackles	OU: Jefferson 8-2; Harris; 5-3; Ndulue 6-1; Wort 4-3; Colvin 4-2; Washington 3-3. UTEP: Fely 4-8; Grayson 4-5; Alexius 4-3; Bagley 3-4; Ropati 4-2.

■ sept. 8 ■ Vaught-Hemingway (53,133) ■ oxford, miss.

[OLE MISS 28, UTEP 10]

UTEP senior QB Nick Lamaison threw for 213 yards and a touchdown but a 21-0 halftime deficit proved too much to overcome in an eventual 28-10 setback at Southeastern Conference member Ole Miss.

The Miners outscored the Rebels 10-0 in the third quarter to give themselves a shot at the comeback. Lamaison found Jordan Leslie for a 26-yard touchdown pass at 10:56 of the third quarter while Steven Valadez drilled a 37-yard field goal late in the stanza.

While the defense continued to do its job, limiting the Rebels to just one score after the break, UTEP couldn't get any closer. With star RB Nathan Jeffery sidelined with an injury, the running game took a hit. The Miners were limited to 37 yards on 30 attempts as a team.

The lack of a consistent running game impacted Lamaison and the aerial attack, with Ole Miss registering five sacks in the game. Lamaison still managed to complete 21-of-33 attempts and did not turn it over but his charges were unable to sustain the offensive success.

The high-octane Ole Miss offense failed to capitalize on some chances but still finished with 538 yards of offense (332 rushing, 206 passing). Helping its production were 18 plays of at least 10 yards. Bo Wallace completed 15-of-22 passes for 174 yards and three TDs for the Rebels, and Jeff Scott rushed 13 times for 113 yards.

Michael Edwards was Lamaison's top target, hauling in nine passes for 88 yards. Leslie finished with six grabs and 80 yards, including UTEP's lone TD reception.

SCORING BREAKDOWN

	1	2	3	4	F
UTEP	0	0	10	0	10
Ole Miss	7	14	0	7	28

SCORING SUMMARY

1st	UM	Moncrief 55-yard pass from Wallace (Rose kick)
2nd	UM	Walton 51-yard from Wallace (Rose kick)
	UM	Wallace 4-yard run (Rose kick)
3rd	UTEP	Leslie 26-yard pass from Lamaison (Valadez kick)
	UTEP	Valadez 37-yard field goal
4th	UM	Greer 3-yard pass from Wallace (Rose kick)

TEAM STATISTICS

	UTEP	UM
First Downs	17	25
Rushing Attempts-Yards	30-37	46-332
Passing Yards	274	206
Passes	27-40-1	16-23-0
Total Offense	70-311	69-538
Punt Returns-Yards	1-18	3-(-4)
Kickoff Returns-Yards	4-70	1-20
Punts-Average	7-43.0	3-48.0
Fumbles-Lost	2-0	4-3
Penalties-Yards	8-70	3-30
Time of Possession	32:23	27:37

INDIVIDUAL STATS

Rushing	UTEP: Golden 11-52; Williams 7-4; Dowell 3-3; Lamaison 9-(-22). UM: Scott 13-113; Mackey 11-66; Wallace 11-53; Neat 2-39; Mathers 3-26; Walton 3-26; Brunetti 2-7; Parker 1-2.
Passing	UTEP: Lamaison 21-33-0-213; Meger 6-7-1-61. UM: Wallace 15-22-0-174; Mackey 1-1-0-32.
Receiving	UTEP: Edwards 9-88; Leslie 6-80; Trail 5-38; Wenrick 2-36; Golden 2-21; Patterson 2-8; Perry 1-3. UM: Logan 5-44; Moncrief 3-72; Neat 3-19; Mackey 2-14; Walton 1-51; Greer 1-3; Mathers 1-3.
Interceptions	UTEP: None UTEP: Prewitt 1-16
Tackles	UTEP: Spencer 9-4; Fely 3-6; Grayson 3-4; Sharp 3-3; Alexius 2-3. UM: Marry 4-4; Prewitt 5-2; Collins 3-3; Elston 4-0; Sawyer 3-1; Grant 1-3; Johnson 1-3; Golson 1-3

■ sept. 15 ■ sun bowl (32,933) ■ el paso, texas

[UTEP 41, NM STATE 28]

Senior QB Nick Lamaison threw for 300 yards and a career-high four touchdowns to lead the UTEP football team to a 41-28 victory over NM State in the Sun Bowl on Sept. 15.

The Miners came out clicking on all cylinders, vaulting to a 27-0 lead with 10 minutes to play in the second quarter. UTEP scored on each of its first four possessions, and the Aggies were fighting an uphill battle the rest of the way.

NM State managed a pair of touchdowns down the stretch to make the final score close after UTEP bolted to a 41-14 lead early in the fourth quarter.

Jordan Leslie had a huge night with seven catches for a career-high 147 yards and a score, while Mike Edwards registered five catches for 86 yards and a TD. Autrey Golden carried the load on the ground with 12 attempts for 69 yards in replacing the injured Nathan Jeffery. Josh Bell also was a factor with nine rushes for 30 yards while finding the end zone twice.

NMSU's Andrew Manley overcame a slow start to connect on 20-of-47 throws for 290 yards and three scores, with two of the touchdown tosses coming in the final 6:25 of the contest.

The Miners have posted four consecutive wins over NMSU for the first time since a string of six victories in a row from 1986-91.

SCORING BREAKDOWN

	1	2	3	4	F
NM State	0	7	7	14	28
UTEP	20	7	7	7	41

SCORING SUMMARY

1st	UTEP	Bell 1-yard run (Valadez kick blocked)
	UTEP	Perry 4-yard pass from Lamaison (Valadez kick)
	UTEP	Leslie 32-yard pass from Lamaison (Valadez kick)
2nd	UTEP	Bell 3-yard run (Valadez kick blocked)
	NM State	Franklin 37-yard pass from Manley (Stampler kick)
3rd	NM State	Powell 1-yard run (Stampler kick)
	UTEP	Wenrick 17-yard pass from Lamaison (Valadez kick)
4th	UTEP	Edwards 36-yard pass from Lamaison (Valadez kick)
	NM State	Bateman 25-yard pass from Manley (Stampler kick)
	NM State	Franklin 11-yard pass from Manley (Stampler kick)

TEAM STATISTICS

	NM State	UTEP
First Downs	29	27
Rushing Attempts-Yards	35-112	37-177
Passing Yards	490	310
Passes	20-47-1	23-36-0
Total Offense	82-402	73-487
Punt Returns-Yards	1-(-1)	2-26
Kickoff Returns-Yards	1-17	1-46
Punts-Average	5-40.8	5-41.8
Fumbles-Lost	0-0	1-0
Penalties-Yards	10-55	12-129
Time of Possession	29:32	30:28

INDIVIDUAL STATS

Rushing	NMST: Morrison 12-76; Powell 16-49; Clay 2-11; Mustafa 1-2; Manley 4-(-26). UTEP: Golden 12-69; Dowell 5-36; Bell 9-30; Edwards 1-27; Lamaison 6-15; Williams 1-6; Sullivan 1-1; TEAM 1-(-1); Meger 1-(-6).
Passing	NMST: Manley 20-47-1-290. UTEP: Lamaison 21-32-0-300; Meger 1-2-0-9; Campbell 1-1-0-1; Sullivan 0-1-0-0.
Receiving	NMST: Bateman 7-115; Franklin 7-107; Powell 2-11; Scoggins 1-25; Clay 1-16; Williams 1-12; Matthews 1-4. UTEP: Leslie 7-147; Edwards 5-86; Patterson 2-19; Trail 2-14; Wenrick 1-17; Hamilton 1-7; Dowell 1-6; Jones 1-5; Perry 1-4; Ford 1-4; Tomlinson 1-1.
Interceptions	NMST: None. UTEP: Spencer 1-0
Tackles	NMST: Callender 6-3; Harris 4-5; Cazares 4-4; Adolpho 3-3; Savage 1-5. UTEP: Spencer 2-9; Ropati 1-10; Grayson 1-7; Woodard 1-6; Watkins 1-4; Fely 1-4.

■ sept. 22 ■ camp randall (79,806) ■ madison, wis.

[WISCONSIN 37, UTEP 26]

UTEP used big hits on defense and a big day by Michael Edwards to put a scare into Wisconsin before falling on the road in its non-conference finale, 37-26, at famed Camp Randall Stadium on Sept. 22. The Miners trailed by just four points (23-19) midway through the fourth quarter before UW pulled away.

The rowdy crowd of 79,806 was stunned early on when Richard Spencer delivered a bruising blow that resulted in Badger senior RB and Heisman hopeful Montee Ball fumbling for the first time of his career. Ball had just nine carries before exiting the game, but Melvin Gordon stepped up in his absence with 112 yards on only eight attempts.

UTEP got on the board first, late in the opening quarter when Nick Lamaison hooked up with Edwards for a 39-yard score. UW blocked the extra point and returned it for the two-point score, igniting a run of 23 straight points.

Steven Valadez hit a 45-yard field goal as the first half ended. UTEP continued to play well in the second stanza, refusing to go away easily against a team that entered with a 25-game home winning streak against non-conference opposition.

Xay Williams capped a 13-play, 75-yard drive with an eight-yard scamper with 4:57 to play in the third quarter. The Miners then crept within four (23-19) following Valadez's second field goal of the contest with 7:59 remaining in regulation.

The Badgers responded by marching 75 yards for a touchdown in a span of 4:47. UTEP fumbled on the ensuing kick-off, and its fate was sealed with another UW TD on the first play from scrimmage 15 seconds later.

Edwards finished with seven catches for 151 yards and the two TDs.

SCORING BREAKDOWN

	1	2	3	4	F
Wisconsin	6	3	7	10	26
UTEP	2	21	0	14	37

SCORING SUMMARY

1st	UTEP	Edwards 39-yard pass from Lamaison (Valadez kick).
	UW	Smith PAT return
2nd	UW	Ball 1-yard run (French kick)
	UW	White 3-yard run (Russell kick)
	UW	Abbrederis 47-yard pass from Stave (Russell kick)
	UTEP	Valadez 45-yard field goal
3rd	UTEP	Williams 8-yard run (Valadez kick)
4th	UTEP	Valadez 43-yard field goal
	UW	White 2-yard run (Russell kick)
	UW	Gordon 26-yard run (Russell kick)
	UTEP	Edwards 62-yard pass from Lamaison (Valadez kick)

TEAM STATISTICS

	UTEP	UW
First Downs	20	21
Rushing Attempts-Yards	33-77	40-213
Passing Yards	259	210
Passes	22-39-0	12-17-1
Total Offense	77-336	57-423
Punt Returns-Yards	3-10	2-7
Kickoff Returns-Yards	5-82	2-44
Punts-Average	7-39.6	4-45.2
Fumbles-Lost	1-1	2-1
Penalties-Yards	10-56	6-64
Time of Possession	31:20	28:40

INDIVIDUAL STATS

Rushing	UTEP: Williams 8-53; Bell 4-11; Jeffery 8-9; Golden 6-6; Lamaison 7-(-2). UW: Gordon 8-112; White 15-65; Ball 9-40; Stave 6-(-2).
Passing	UTEP: Lamaison 22-39-0-259. UW: Stave 12-17-1-210.
Receiving	UTEP: Edwards 7-151; Leslie 5-54; Trail 2-10; Jones 2-10; Jeffery 2-9; Hamilton 1-8; Neboh 1-7; Patterson 1-7; Tomlinson 1-3. UW: Abbrederis 6-147; Pedersen 2-32; White 1-14; Fredrick 1-8; Doe 1-5; Wozniak 1-4.
Interceptions	UTEP: Thomas 1-0. UW: None.
Tackles	UTEP: Thomas 7-1; Spencer 6-1; Grayson 4-3; Woodard 5-0; Fely 3-2. UW: Borland 8-4; Hillary 5-3; Armstrong 4-2; Trotter 3-3; Southward 3-3.

■ sept. 29 ■ dowdy-ficklen (47,817) ■ greenville, n.c.

[EAST CAROLINA 28, UTEP '18]

UTEP powered out to a 10-7 lead late in the first half but homestanding East Carolina regrouped to post a 28-18 victory in the Conference USA opener for both squads at Dowdy-Ficklen Stadium on Sept. 29.

The Miners made a bold statement early with a 12-play, 98-yard drive that culminated with a two-yard touchdown toss from Nick Lamaison to Jordan Leslie. The Pirates evened the contest on the ensuing drive but UTEP nudged back ahead after a 29-yard field goal by Steven Valadez midway through the second quarter.

ECU managed an eight-play, 49-yard drive, capped by a three-yard touchdown pass from Shane Carden to Justin Hardy, to pull ahead 14-10 at halftime.

That started a string of 21 straight points for the Pirates, forcing UTEP to play catch-up the remainder of the way.

The Miners trimmed a 28-10 deficit to 28-18 on a 96-yard kickoff return by Autrey Golden and ensuing two-point conversion with 4:39 to play. UTEP then recovered an onside kick only to have Lamaison be picked off for the third time in the game, effectively ending the rally.

Nathan Jeffery (134 rushing yards) and Michael Edwards (130 receiving yards) accounted for 264 of UTEP's 302 yards of offense (87 percent).

Aubrey Alexius (12) and Josh Fely (11) each reached double-digits in tackles. Shane Huhn, Wesley Miller and Darren Woodard all recorded interceptions.

SCORING BREAKDOWN

	1	2	3	4	F
UTEP	7	3	0	8	18
East Carolina	7	7	7	7	28

SCORING SUMMARY

1st	UTEP	Leslie 2-yard pass from Lamaison (Valadez kick)
	ECU	Carden 6-yard run (Harvey kick)
2nd	UTEP	Valadez 29-yard field goal
	ECU	Hardy 3-yard pass from Carden (Harvey kick)
3rd	ECU	Carden 8-yard run (Harvey kick)
4th	ECU	Cooper 24-yard run (Harvey kick)
	UTEP	Golden 96-yard kickoff return (Leslie pass from Lamaison)

TEAM STATISTICS

	UTEP	ECU
First Downs	17	25
Rushing Attempts-Yards	36-151	39-217
Passing Yards	151	258
Passes	10-30-3	28-40-3
Total Offense	66-302	79-475
Punt Returns-Yards	0-0	1-1
Kickoff Returns-Yards	5-171	4-41
Punts-Average	6-41.3	6-35.8
Fumbles-Lost	1-1	2-1
Penalties-Yards	3-24	7-56
Time of Possession	27:02	32:58

INDIVIDUAL STATS

Rushing	UTEP: Jeffery 27-134; Williams 2-10; Lamaison 5-8; Golden 1-0; TEAM 1- (-1). UTEP: Cooper 23-151; Carden 9-63; Dobson 5-9; TEAM 2- (-6).
Passing	UTEP: Lamaison 9-27-3-143; Meger 1-3-0-8. ECU: Carden 28-40-3-258.
Receiving	UTEP: Edwards 6-130; Trail 1-14; Patterson 1-8; Leslie 1-2; Williams 1- (-3). ECU: Hardy 11-95; Cooper 4-52; Harris 4-33; Wiggins 3-18; Dobson 3-13; Solomon 2-46; Bodenheimer 1-1.
Interceptions	UTEP: Huhn 1-0; Miller 1-0; Woodard 1-0. ECU: Thompson 2-24; Armstrong 1-29.
Tackles	UTEP: Alexius 6-6; Fely 5-6; Huhn 4-5; Irving 2-8; Grayson 5-1. ECU: Magazu 5-4; Thompson 4-4; Tudor 2-4; Johnson 2-3; Brooks 1-4; Hawkins 1-4.

■ oct. 6 ■ sun bowl (34,073) ■ el paso, texas

[SMU 17, UTEP 0]

UTEP yielded a season-low 372 yards and for the most part kept high-octane SMU in check, but could not get on track offensively and was dealt a 17-0 setback at the Sun Bowl on Oct. 6.

After punting on their first two possessions, the Mustangs managed a field goal with 55 seconds to play in the first quarter. SMU pushed the advantage to 10-0 following a 40-yard touchdown pass from Garrett Gilbert to Darius Johnson with 9:42 left in the second quarter.

The Miner defense pitched a shutout from that point on, with the only other points in the contest the result of a 30-yard interception return by Ja'Gared Davis in the waning minutes of the first half.

The 372 yards were the fewest permitted by the Orange and Blue since Nov. 12, 2011, versus East Carolina (254). It was also the least amount allowed in a loss since Oct. 30, 2010 at Marshall (313). Five different Miners posted at least seven tackles, including Drew Thomas' team-leading 12 stops.

The effort by the defense kept UTEP within striking distance throughout the tilt. At times the Miners moved the ball effectively, but turnovers, an inability to convert on third down and a blocked field goal kept them off the scoreboard for the first time since 2003. Five different drives ended in SMU territory.

Nick Lamaison and Carson Meger combined to complete 16-of-39 passes for 178 yards. Nathan Jeffery accounted for 67 of the 107 rushing yards while Jordan Leslie posted seven catches for 80 yards.

SCORING BREAKDOWN

	1	2	3	4	F
SMU	3	14	0	0	17
UTEP	0	0	0	0	0

SCORING SUMMARY

1st	SMU	Hover 19-yard field goal
2nd	SMU	Johnson 40-yard pass from Gilbert (Hover kick)
	SMU	Davis 30-yard interception return (Hover kick)

TEAM STATISTICS

	SMU	UTEP
First Downs	22	13
Rushing Attempts-Yards	36-138	30-107
Passing Yards	234	178
Passes	22-44-1	16-39-3
Total Offense	80-372	69-285
Punt Returns-Yards	4-4	2-18
Kickoff Returns-Yards	0-0	3-71
Punts-Average	6-48.3	6-37.8
Fumbles-Lost	1-0	0-0
Penalties-Yards	3-25	2-25
Time of Possession	37:05	22:55

INDIVIDUAL STATS

Rushing	SMU: Line 25-84; Seeker 4-28; Wimbley 3-15; Dugal 1-6; Gilbert 3-5. UTEP: Jeffery 20-67; Lamaison 6-28; Edwards 1-9; Meger 1-5; Dowell 1-0; Golden 1-(-2).
Passing	SMU: Gilbert 22-44-1-234. UTEP: Lamaison 9-23-2-131; Meger 7-16-1-47.
Receiving	SMU: Johnson, J. 8-76; Johnson, D. 5-82; Holman 5-47; Line 2-12. UTEP: Leslie 7-80; Patterson 2-45; Wenrick 2-21; Trail 2-7; Tomlinson 1-11; Edwards 1-9; Neboh 1-5.
Interceptions	SMU: Joyner 2-8; Davis 1-30. UTEP: Huhn 1-0.
Tackles	SMU: Joyner 2-12; Scott 5-5; Davis 6-2; Worthen 3-4; Pittman 3-2; Robinson 3-2. UTEP: Thomas 6-6; Irving 3-5; Alexius 4-3; Huhn 4-3; Reed 0-7.

▪ oct. 11 ▪ h.a. chapman (18,961) ▪ tulsa, okla.

[TULSA 33, UTEP '11]

Jordan Leslie became the sixth player in program history to compile 200+ receiving yards in a game but UTEP was unable to keep pace with eventual C-USA champion Tulsa in a 33-11 road setback on Oct. 11.

Leslie reeled in 10 catches for a career-high 218 yards to join the exclusive 200-yard receiving group at the school, but the effort ultimately was moot.

The Miners limited the Golden Hurricane to a pair of field goals over the first 30 minutes, and only trailed 6-3 heading into halftime. TU heated up in the second half, with touchdowns on three straight possessions to outscore UTEP 27-8 from that point on.

The biggest damage occurred late in the third quarter, when Tulsa turned a 13-3 lead into a 26-3 cushion in a span of 1:15. Ja'Terian Douglas, who paced TU's rushing attack with 128 yards, started the sequence with an 81-yard TD run. QB Carson Meger fumbled deep in UTEP territory on the ensuing possession, with the Golden Hurricane's Shawn Jackson recovering the ball and running it in for a 17-yard score.

The Miners trimmed the deficit to 26-11 early into the fourth quarter with Meger and Leslie hooking up on a 61-yard score, but it was too little too late.

Meger completed 16-of-23 passes for a career-high 257 yards and a TD while Nick Lamaison connected on 11-of-19 tosses for 119 yards.

UTEP's rushing attack could not find the same rhythm, though, as it finished with 31 yards on 33 carries.

SCORING BREAKDOWN

	1	2	3	4	F
UTEP	3	0	0	8	11
Tulsa	3	3	20	7	33

SCORING SUMMARY

1st	TLS	Schwarz 31-yard field goal
	UTEP	Valadez 19-yard field goal
2nd	TLS	Schwarz 25-yard field goal
	TLS	Singleton 1-yard run (Schwarz kick)
	TLS	Douglas 81-yard run (Schwarz kick failed)
3rd	TLS	Jackson 17-yard fumble recovery (Schwarz kick)
	TLS	Douglas 81-yard run (Schwarz kick failed)
	TLS	Jackson 17-yard fumble recovery (Schwarz kick)
4th	UTEP	Leslie 61-yard pass from Meger (Jones pass from Meger)
	TLS	Singleton 10-yard run (Schwarz kick)

TEAM STATISTICS

	UTEP	TLS
First Downs	26	20
Rushing Attempts-Yards	33-31	54-281
Passing Yards	376	198
Passes	27-42-1	13-23-0
Total Offense	75-407	77-479
Punt Returns-Yards	1-8	2-28
Kickoff Returns-Yards	5-93	1-21
Punts-Average	6-50.5	4-39.5
Fumbles-Lost	2-2	2-1
Penalties-Yards	3-25	4-38
Time of Possession	29:32	30:28

INDIVIDUAL STATS

Rushing	UTEP: Bell 9-25; Jeffery 13-23; Lamaison 4-5; Golden 1(-2). TLS: Douglas 13-128; Singleton 21-96; Watts 9-33; Langer 7-26; Green 1-1; Carter 1(-1); Henderson 2(-2).
Passing	UTEP: Meger 16-23-1-257; Lamaison 11-19-0-119. TLS: Green 13-22-0-198; Henderson 0-1-0-0.
Receiving	UTEP: Leslie 10-218; Trail 3-29; Neboh 3-29; Harrison 2-25; Hamilton 2-23; Ford 2-18; Jones 2-15; Patterson 1-8; Golden 1-7; Dowell 1-4. TLS: Roberson 3-62; Watts 3-40; Carter 3-19; Garrett 2-11; Langer 1-55; James 1-11.
Interceptions	UTEP: None. TLS: Rose 1-0.
Tackles	UTEP: Grayson 7-4; Fely 5-6; Davidson 4-4; Miller 2-4; Irving 1-5. TLS: Brown 7-7; Mudoh 7-1; McCoil 4-3; Osborne 4-3; Rose 5-1.

▪ oct. 20 ▪ sun bowl (23,234) ▪ el paso, texas

[UTEP 24, TULANE 20]

UTEP used a balanced attack on offense to grab a 24-17 lead at the half, and the defense closed the deal in a 24-20 conquest of Tulane on "Homecoming Night" at the Sun Bowl on Oct. 20.

Nick Lamaison was sharp, completing 11-of-16 passes for 157 yards and two TDs before re-aggravating a hamstring injury and leaving the game late in the second quarter. Carson Meger finished up and went 9-for-14 for 71 yards.

Michael Edwards played a big role in the first half offensive outburst, securing a pair of touchdown passes from Lamaison in the second quarter. Edwards finished with seven receptions for 82 yards, including scoring runs of 28 and 9 yards.

The Miners gained 217 yards on the ground, with freshmen LaQuintus Dowell (72), Josh Bell (47) and Autrey Golden (37) accounting for 156. Bell had UTEP's lone rushing TD in the contest, which afforded it a 7-0 lead.

Tulane had some strong moments offensively, with Ryan Griffin completing 28 of 44 passes for 363 passes and a pair of scores. Overall Tulane compiled 440 yards of offense, but was held in check in the second half. The Green Wave managed only a field goal on five possessions over the final 30 minutes.

Drew Thomas (15 tackles) and Josh Fely (14 stops) keyed the efforts defensively. Horace Miller and Greg Watkins each recorded a sack. Miller was also credited with a pair of quarterback hurries.

SCORING BREAKDOWN

	1	2	3	4	F
Tulane	7	10	0	3	20
UTEP	7	17	0	0	24

SCORING SUMMARY

1st	UTEP	Bell 14-yard run (Valadez kick)
	TLN	Shackleford 31-yard pass from Griffin (Santos kick)
2nd	UTEP	Edwards 28-yard pass from Lamaison (Valadez kick)
	TLN	Santos 46-yard field goal
	UTEP	Edwards 9-yard pass from Lamaison (Valadez kick)
	TLN	Grant 15-yard pass from Griffin (Santos kick)
3rd	UTEP	Valadez 22-yard field goal
	TLN	Edwards 9-yard pass from Lamaison (Valadez kick)
4th	TLN	Santos 37-yard field goal

TEAM STATISTICS

	TLN	UTEP
First Downs	24	25
Rushing Attempts-Yards	24-77	40-217
Passing Yards	363	228
Passes	28-44-0	20-30-0
Total Offense	68-440	70-445
Punt Returns-Yards	1-5	2-25
Kickoff Returns-Yards	1-14	2-45
Punts-Average	2-44.0	4-39.2
Fumbles-Lost	3-1	1-1
Penalties-Yards	4-25	2-25
Time of Possession	29:43	30:17

INDIVIDUAL STATS

Rushing	TLN: Darkwa 14-61; Kelley 5-32; Butler 1-2; Griffin 4(-18). UTEP: Dowell 11-72; Bell 10-47; Golden 3-37; Lamaison 4-36; Meger 4-25; Jeffery 5-4; Edwards 1-0; TEAM 2(-4).
Passing	TLN: Griffin 28-44-0-363. UTEP: Lamaison 11-16-0-157; Meger 9-14-0-71.
Receiving	TLN: Shackleford 6-130; Grant 6-115; Rush 6-45; Kelley 5-45; Comardelle 1-10; Van Hooser 1-9; London 1-5; Edwards 1-5; Darkwa 1(-1). UTEP: Edwards 7-82; Wenrick 3-49; Jones 3-41; Leslie 3-31; Golden 3-17; Williams 1-8.
Interceptions	TLN: None. UTEP: None.
Tackles	TLN: Farley 5-6; Monroe 3-7; Travis 5-4; Doss 4-2; Smith 4-1. UTEP: Thomas 4-11; Fely 3-11; H. Miller 2-3; Irving 2-3; Grayson 1-4; W. Miller 0-5.

■ oct. 27 ■ robertson stadium (27,433) ■ houston, texas

[HOUSTON 45, UTEP 35]

After falling behind 45-7 early in the third quarter, UTEP mounted a furious rally but couldn't quite complete the comeback in a 45-35 setback against Houston at Robertson Stadium on Oct. 27.

The Miners lost despite having significant advantages in total offense (494 yards to 339) and time of possession (39:27 to 20:33).

Things looked bleak at the break, with the Cougars leading 35-7. UH scored twice in the first five minutes of the third quarter, extending its advantage to a seemingly insurmountable 38 points (45-7). The Miners turned the offense over to third-string quarterback Blaire Sullivan, who orchestrated an incredible rally.

Sullivan led UTEP to four touchdowns in the final 21 minutes, pulling the Miners to within 10 points on a six-yard pass to Michael Edwards with 4:35 to play. The ensuing onside kick, though, was recovered by UH, and the Orange and Blue's miraculous comeback bid was denied.

Sullivan completed 6-of-10 passes for 105 yards and two TDs, and rushed 10 times for 53 yards. Edwards recorded six catches for 55 yards and the two scores while Jordan Leslie notched four receptions for a team-high 95 yards and a score.

RB Nathan Jeffery posted his third 100-yard rushing game of the campaign, gaining 137 yards on 33 carries with two TDs.

David Piland threw for 174 yards and two TDs for the Cougars, who had a balanced offensive attack with 165 yards rushing.

Charles Sims rushed 12 times for 119 yards for Houston, averaging 9.9 yards per carry.

SCORING BREAKDOWN

	1	2	3	4	F
UTEP	0	7	7	21	35
Houston	14	21	10	0	45

SCORING SUMMARY

1st	UH	Sims 43-yard run (Hogan kick)
	UH	Greenberry 9-yard pass from Piland (Hogan kick)
2nd	UTEP	Jeffery 9-yard run (Valadez kick)
	UH	McDuffey 24-yard pass from Piland (Hogan kick)
	UH	Hayden 97-yard interception return (Hogan kick)
	UH	Sims 6-yard run (Hogan kick)
3rd	UH	Sims 1-yard run (Hogan kick)
	UH	Hogan 24-yard field goal
	UTEP	Leslie 42-yard pass from Jones (Valadez kick)
4th	UTEP	Jeffery 2-yard run (Valadez kick)
	UTEP	Edwards 16-yard pass from Sullivan (Sullivan pass failed)
	UTEP	Edwards 6-yard pass from Sullivan (Edwards pass from Sullivan)

TEAM STATISTICS

	UTEP	UH
First Downs	26	19
Rushing Attempts-Yards	53-193	36-165
Passing Yards	301	174
Passes	21-38-4	16-30-0
Total Offense	91-494	66-339
Punt Returns-Yards	0-0	1-1
Kickoff Returns-Yards	7-169	2-4
Punts-Average	3-45.3	5-39.0
Fumbles-Lost	5-2	2-2
Penalties-Yards	6-59	3-40
Time of Possession	39:27	20:33

INDIVIDUAL STATS

Rushing	UTEP: Jeffery 33-137; Sullivan 10-53; Dowell 4-12; Edwards 1-9; Lamaison 1-(-8); Meger 4-(-10). UH: Sims 12-119; Farrow 8-28; Piland 4-23; Jackson 9-22; TEAM 3-(-27).
Passing	UTEP: Lamaison 8-18-4-76; Sullivan 6-10-0-105; Meger 5-8-0-42; Jones 2-2-0-78. UH: Piland 16-30-0-174.
Receiving	UTEP: Edwards 6-55; Leslie 4-95; Jeffery 3-27; Harrison 2-47; Wenrick 2-15; Perry 1-34; Patterson 1-18; Golden 1-7; Jones 1-3. UH: McDuffey 3-61; Ros 3-24; Greenberry 3-17; Spencer 2-32; Sims 2-11; Roberts 1-12; Williams 1-10; Farrow 1-7.
Interceptions	UTEP: None UH: Hayden 2-95; McDonald 1-11; McMillan 1-1.
Tackles	UTEP: Grayson 6-6; Fely 3-7; Watkins 1-5; Thomas 2-3; Irving 2-2; Miller 1-3. UH: Stewart 4-11; Mathews 5-8; Steward 2-6; McDonald 5-2; Daniels 1-6.

■ nov. 10 ■ sun bowl (25,483) ■ el paso, texas

[UCF 31, UTEP 24]

UTEP scored twice in the fourth quarter to pull even after trailing 24-10 only to have visiting UCF regroup and prevail, 31-24, at the Sun Bowl on Nov. 10.

The Miners looked to be in serious trouble after the Knights' Blake Bortles scored on a 10-yard run to afford them a 24-10 cushion with 14:06 to play in the game. They were not done, though, with Blaire Sullivan scampering in from two yards out to cap a 10-play, 79-yard drive with 8:47 left. The defense forced a three and out, and RB Nathan Jeffery brought his squad even with a 69-yard TD run on the first play from scrimmage on the ensuing drive.

To its credit, UCF answered immediately. It came in the form of a lightning-quick scoring drive (3-75, 1:24), which was punctuated by a Latavius Murray 46-yard run. UTEP tried to conjure up magic for a second rally in the game, but the drive ended on downs at its own 46.

Sullivan, making his first career start, rushed 23 times for 74 yards and completed 5-of-11 passes for 79 yards. Jeffery posted his second straight 100+ yard rushing game, carrying 24 times for 174 yards and a pair of TDs.

Jordan Leslie made two catches for 51 yards to pace the receiving corps.

The Knights outgained UTEP, 402-346, and had a balanced attack. UCF compiled 188 rushing yards while picking up 214 through the air.

Josh Fely and Shane Huhn each recorded 10 tackles, and the Miners recorded three sacks.

SCORING BREAKDOWN

	1	2	3	4	F
UCF	7	10	0	14	31
UTEP	7	3	0	14	24

SCORING SUMMARY

1st	UCF	Godfrey 46-yard pass from Bortles (Moffitt kick)
	UTEP	Jeffery 2-yard run (Valadez kick)
2nd	UTEP	Valadez 20-yard field goal
	UCF	Bortles 2-yard run (Moffitt kick)
	UCF	Moffitt 30-yard field goal
4th	UCF	Bortles 10-yard run (Moffitt kick)
	UTEP	Sullivan 2-yard run (Valadez kick)
	UTEP	Jeffery 69-yard run (Valadez kick)
	UCF	Murray 46-yard run (Moffitt kick)

TEAM STATISTICS

	UCF	UTEP
First Downs	20	17
Rushing Attempts-Yards	41-188	53-267
Passing Yards	214	79
Passes	16-28-0	5-11-1
Total Offense	69-402	64-346
Punt Returns-Yards	2-(-8)	3-20
Kickoff Returns-Yards	1-7	2-48
Punts-Average	6-36.3	3-44.7
Fumbles-Lost	1-1	4-3
Penalties-Yards	2-22	2-20
Time of Possession	29:48	30:12

INDIVIDUAL STATS

Rushing	UCF: Murray 23-117; Blake 11-39; Calabrese 5-26; McDuffie 1-8; TEAM 1-(-2). UTEP: Jeffery 23-175; Sullivan 23-74; Dowell 3-10; Jones 1-10; Edwards 2-0; Team 1-(-2).
Passing	UCF: Bortles 16-27-0-214; Team 0-1-0-0. UTEP: Sullivan 5-11-1-79.
Receiving	UCF: Hall 3-72; Godfrey 3-67; McDuffie 3-25; Murray 3-12; Worton 2-20; Tukes 1-11; Perriman 1-7. UTEP: Leslie 2-51; Jeffery 1-14; Edwards 1-9; Wenrick 1-5.
Interceptions	UCF: Ishmael 1-23. UTEP: None.
Tackles	UCF: Shipman 6-8; Ishmael 5-5; Davis 4-6; Henderson 5-2; Dunston 4-3. UTEP: Fely 8-2; Huhn 4-6; Grayson 4-3; Thomas 3-3; Sharp 1-5.

▪ nov. 17 ▪ m.m. roberts stadium (23,757) ▪ hattiesburg, miss.

[UTEP 34, SOUTHERN MISS 33]

In a back-and-forth game, Autrey Golden's 98-yard kickoff return helped lift UTEP to a 34-33 road conquest of Southern Miss on Nov. 17. The game was tied at 27 before Golden took it to the house with 6:22 to play, giving the Miners the lead for good.

The Golden Eagles, bidding for their first win of the season, pulled within a point (34-33) on a two-yard run by QB Arsenio Favor with 2:48 to play. But USM opted to go for the two-point conversion and Favor's pass was picked off by Demarcus Kizzie in the end zone.

The effort afforded the Orange and Blue its first road win of the season.

UTEP freshman QB Blaire Sullivan completed 9-of-17 passes for 155 yards, and also ran for 98 yards on 19 attempts. Michael Edwards made four catches for 89 yards while Jordan Leslie posted a pair of receptions for 41 yards.

Nathan Jeffery got in on the act as well, carrying 21 times for 76 yards. He scored on a pair of short touchdown runs, both in the second quarter.

Favor completed 16-of-22 passes for 374 yards and rushed 13 times for 42 yards.

Quentin Pierce had two catches for 125 yards for Southern Miss, including an 81-yard scoring grab that knotted the contest in the fourth quarter.

USM grabbed an early 10-3 lead, but the Miners outscored the home side 24-10 over the next two-and-a-half quarters to grab a 27-20 edge with 12:05 to play. Pierce's TD catch tied the game at 27 with 6:36 left, but it was short lived thanks to Golden's heroics.

SCORING BREAKDOWN

	1	2	3	4	F
UTEP	3	17	0	14	34
Southern Miss	10	7	3	13	33

SCORING SUMMARY

1st	USM	Sullivan 41-yard pass from Favor (Acosta kick)
	UTEP	Valadez 29-yard field goal
	USM	Acosta 29-yard field goal
2nd	UTEP	Jeffery 1-yard run (Valadez kick)
	UTEP	Jeffery 3-yard run (Valadez kick)
	USM	Johnson 1-yard run (Acosta kick)
3rd	USM	Acosta 36-yard field goal
4th	UTEP	Sullivan 9-yard run (Valadez kick)
	USM	Pierce 81-yard pass from Favor (Acosta kick)
	UTEP	Golden 98-yard kickoff return (Valadez kick)
	USM	Favor 2-yard run (Favor pass intercepted)

TEAM STATISTICS

	UTEP	USM
First Downs	16	19
Rushing Attempts-Yards	42-170	38-158
Passing Yards	189	374
Passes	10-18-0	16-22-1
Total Offense	60-359	60-532
Punt Returns-Yards	0-0	0-0
Kickoff Returns-Yards	7-222	6-94
Punts-Average	3-37.0	3-40.7
Fumbles-Lost	1-0	0-0
Penalties-Yards	2-20	6-63
Time of Possession	30:13	29:47

INDIVIDUAL STATS

Rushing	UTEP: Sullivan 19-98; Jeffery 21-76; Team 2-(-4). USM: Johnson 16-59; Richard 7-44; Favor 13-42; Hardy 2-13.
Passing	UTEP: Sullivan 9-17-0-155; Jones 1-1-0-34. USM: Favor 16-22-1-374.
Receiving	UTEP: Edwards 4-89; Leslie 2-41; Jones 2-10; Golden 1-36; Patterson 1-13. USM: Lampley 6-46; Pierce 2-125; Sullivan 2-87; Sims 2-57; Llanos 1-41; Hester 1-11; Johnson 1-5; Richard 1-2.
Interceptions	UTEP: Woodard 1-20. USM: None.
Tackles	UTEP: Kizzie 6-0; Ropati 3-3; Woodard 4-1; Davidson 3-2; Thomas 3-2. USM: Collins 7-1; Cotton 5-2; Howze 3-3; Reda 2-4; Smith 2-3.

▪ nov. 24 ▪ sun bowl (20,384) ▪ el paso, texas

[RICE 33, UTEP 24]

Nick Lamaison threw for 249 yards and two touchdowns but Rice put a damper on "Senior Night" and the final game of the 31-year coaching career of Mike Price by toppling UTEP, 33-24, at the Sun Bowl on Nov. 17.

The Miners vaulted ahead, 21-17, after Nathan Jeffery recovered QB Blaire Sullivan's fumble in the end zone with 6:13 to play in the third quarter. The Owls got within one (21-20) following a 51-yard field goal by Chris Boswell on their next drive before grabbing the lead for good on a nine-yard touchdown rush by Charles Ross with 9:32 to play in the game.

UTEP narrowed the deficit to two (26-24) with 6:45 left only to have Jeremy Eddington return the ensuing kickoff 97 yards for a touchdown. The Miners were unable to put together another rally.

Jeffery carried 13 times for 95 yards and a score while LaQuintus Dowell gained 25 yards on just three carries. Michael Edwards had five catches for 121 yards and a touchdown while Jordan Leslie used just three catches to pile up 168 yards and a TD.

Josh Fely led the defensive efforts by posting a career-high 16 tackles. It was the most by a Miner since Damon Cromartie-Smith also made 16 against UAB on Oct. 31, 2009. Drew Thomas (13) and Aubrey Alexius (13) also reached double figures in tackles while six other UTEP players contributed at least five stops.

The Miners posted four sacks and were also credited with a pair of quarterback hurries.

SCORING BREAKDOWN

	1	2	3	4	F
Rice	3	14	3	13	33
UTEP	7	7	7	3	24

SCORING SUMMARY

1st	UTEP	Leslie 65-yard pass from Lamaison (Valadez kick)
	Rice	Boswell 43-yard field goal
2nd	Rice	Ross 4-yard run (Boswell kick)
	UTEP	Edwards 4-yard pass (Valadez kick)
	Rice	Eddington 6-yard run (Boswell kick)
3rd	UTEP	Jeffery 0-yard fumble recovery (Valadez kick)
	Rice	Boswell 51-yard field goal
4th	Rice	Ross 9-yard run (Eddington rush failed)
	UTEP	Valadez 35-yard field goal
	Rice	Eddington 97-yard kickoff return (Boswell kick)

TEAM STATISTICS

	RICE	UTEP
First Downs	25	17
Rushing Attempts-Yards	55-246	32-148
Passing Yards	207	295
Passes	21-30-0	10-27-0
Total Offense	85-453	59-443
Punt Returns-Yards	1-2	0-0
Kickoff Returns-Yards	4-210	1-13
Punts-Average	4-35.0	8-43.0
Fumbles-Lost	2-2	2-0
Penalties-Yards	1-15	2-20
Time of Possession	37:32	22:28

INDIVIDUAL STATS

Rushing	RICE: Ross 23-154; Eddington 13-59; McHargue 15-17; Hamilton 2-9; Jackson 1-4; Turner 1-3. UTEP: Jeffery 13-95; Dowell 3-25; Lamaison 10-14; Sullivan 6-14.
Passing	RICE: McHargue 21-30-0-207. UTEP: Lamaison 8-22-0-249; Sullivan 1-4-0-51; Jeffery 1-1-0-(-5).
Receiving	RICE: McDonald 9-99; Taylor 4-57; Moore 4-30; McGuffie 2-7; Eddington 1-10; Parks 1-4. UTEP: Edwards 5-121; Leslie 3-168; Freytag 1-11; Jeffery 1-(-5).
Interceptions	RICE: None. UTEP: None.
Tackles	RICE: Nwosu 4-3; Williams 3-3; Bauer 2-3; Porras 1-4; Prater 0-5. UTEP: Fely 4-12; Thomas 10-3; Alexius 5-8; Ropati 4-5; Woodward 5-3.

INDIVIDUAL STATISTICS

RUSHING

	GP	Att	Gain	Loss	Net	Avg	TD	Long	Avg/G
Nathan Jeffery	11	184	920	23	897	4.9	7	71	81.5
Blaire Sullivan	5	59	276	36	240	4.1	2	40	48.0
LaQuintus Dowell	12	33	168	3	165	5.0	0	29	13.8
Autrey Golden	12	36	180	17	163	4.5	0	26	13.6
Josh Bell	9	33	123	7	116	3.5	3	14	12.9
Xay Williams	9	23	94	5	89	3.9	1	11	9.9
Nick Lamaison	10	55	199	130	69	1.3	0	18	6.9
Michael Edwards	11	6	49	4	45	7.5	0	27	4.1
Jim Jones	12	1	10	0	10	10.0	0	7	0.8
Carson Meger	8	17	56	52	4	0.2	0	11	0.5
Jordan Leslie	12	1	0	4	-4	-4.0	0	0	-0.3
TEAM	6	7	0	12	-12	-1.7	0	0	-2.0
Total.....	12	455	2075	293	1782	3.9	13	71	148.5
Opponents.....	12	481	2580	248	2332	4.8	24	81	194.3

PASSING

	G	Effic	Cmp-Att-Int	Pct	Yds	TD	Lng	Avg/G
Nick Lamaison	10	114.77	126-252-9	50.0	1686	12	65	168.6
Carson Meger	8	112.68	46-76-3	60.5	504	1	61	63.0
Blaire Sullivan	5	135.72	21-43-1	48.8	390	2	51	78.0
Jim Jones	12	523.60	3-3-0	100.0	112	1	42	9.3
Nathan Jeffery	11	58.00	1-1-0	100.0	-5	0	0	-0.5
Ian Campbell	12	108.40	1-1-0	100.0	1	0	1	0.1
Total.....	12	119.84	198-376-13	52.7	2688	16	65	224.0
Opponents.....	12	135.99	229-384-7	59.6	2950	18	81	245.8

RECEIVING

	G	No.	Yds	Avg	TD	Long	Avg/G
Jordan Leslie	12	51	973	19.1	6	65	81.1
Michael Edwards	11	51	820	16.1	8	62	74.5
Malcolm Trail	7	16	121	7.6	0	16	17.3
Craig Wenrick	12	12	150	12.5	1	23	12.5
Devin Patterson	11	11	126	11.5	0	34	11.5
Jim Jones	12	11	84	7.6	0	18	7.0
Autrey Golden	12	8	88	11.0	0	36	7.3
Nathan Jeffery	11	8	43	5.4	0	14	3.9
Ian Hamilton	11	5	42	8.4	0	19	3.8
Felix Neboh	11	5	41	8.2	0	13	3.7
Ishmael Harrison	11	4	72	18.0	0	30	6.5
Kevin Perry	11	4	54	13.5	1	34	4.9
Eric Tomlinson	10	4	26	6.5	0	11	2.6
Katrae Ford	8	3	22	7.3	0	11	2.8
LaQuintus Dowell	12	2	10	5.0	0	6	0.8
Xay Williams	9	2	5	2.5	0	8	0.6
Cole Freytag	8	1	11	11.0	0	11	1.4
Total.....	12	198	2688	13.6	16	65	224.0
Opponents.....	12	229	2950	12.9	18	81	245.8

PUNT RETURNS

	No.	Yds	Avg	TD	Long
Michael Edwards	14	106	7.6	0	26
Jim Jones	3	29	9.7	0	11
Jordan Leslie	1	15	15.0	0	0
Richard Spencer	1	17	17.0	0	0
Nathan Jeffery	0	24	0.0	1	24
Total.....	19	191	10.1	1	26
Opponents.....	21	65	3.1	0	26

INTERCEPTIONS

	No.	Yds	Avg	TD	Long
Darren Woodard	2	20	10.0	0	20
Shane Huhn	2	0	0.0	0	0
Richard Spencer	1	0	0.0	0	0
Drew Thomas	1	0	0.0	0	0
Wesley Miller	1	0	0.0	0	0
Total.....	7	20	2.9	0	20
Opponents.....	13	237	18.2	2	97

KICK RETURNS

	No.	Yds	Avg	TD	Long
Autrey Golden	29	822	28.3	2	98
Michael Edwards	8	128	16.0	0	23
LaQuintus Dowell	4	63	15.8	0	27
Nathan Jeffery	2	41	20.5	0	21
Anthony Puento	1	17	17.0	0	17
Kevin Perry	1	18	18.0	0	18
Xay Williams	1	7	7.0	0	9
Total.....	46	1096	23.8	2	98
Opponents.....	23	472	20.5	1	97

FUMBLE RETURNS

	No.	Yds	Avg	TD	Long
Richard Spencer	1	11	11.0	0	11
Total.....	1	11	11.0	0	11
Opponents.....	1	17	17.0	1	17

SCORING

	TD	[----- PATS -----]					Rush	Rcv	Pass	DXP	Saf	Points
		FGs	Kick									
Steven Valadez	0	10-15	25-27	0-0	0	0-0	0	0	0	0	55	
Michael Edwards	8	0-0	0-0	0-0	1	0-0	0	0	0	50		
Nathan Jeffery	8	0-0	0-0	0-0	0	0-0	0	0	0	48		
Jordan Leslie	6	0-0	0-0	0-0	1	0-0	0	0	0	38		
Josh Bell	3	0-0	0-0	0-0	0	0-0	0	0	0	18		
Blaire Sullivan	2	0-0	0-0	0-0	0	1-2	0	0	0	12		
Autrey Golden	2	0-0	0-0	0-0	0	0-0	0	0	0	12		
Kevin Perry	1	0-0	0-0	0-0	0	0-0	0	0	0	6		
Xay Williams	1	0-0	0-0	0-0	0	0-0	0	0	0	6		
Craig Wenrick	1	0-0	0-0	0-0	0	0-0	0	0	0	6		
Jim Jones	0	0-0	0-0	0-0	1	0-0	0	0	0	2		
Dakota Warren	0	0-3	1-1	0-0	0	0-0	0	0	0	1		
Carson Meger	0	0-0	0-0	0-0	0	1-1	0	0	0	0		
Nick Lamaison	0	0-0	0-0	0-0	0	1-1	0	0	0	0		
Total.....	32	10-18	26-28	0-0	3	3-4	0	0	0	254		
Opponents.....	46	12-21	43-44	0-1	0	0-1	1	0	0	357		

TOTAL OFFENSE

	G	Plays	Rush	Pass	Total	Avg/G
Nick Lamaison	10	307	69	1686	1755	175.5
Nathan Jeffery	11	185	897	-5	892	81.1
Blaire Sullivan	5	102	240	390	630	126.0
Carson Meger	8	93	4	504	508	63.5
LaQuintus Dowell	12	33	165	0	165	13.8
Autrey Golden	12	36	163	0	163	13.6
Jim Jones	12	4	10	112	122	10.2
Josh Bell	9	33	116	0	116	12.9
Xay Williams	9	23	89	0	89	9.9
Michael Edwards	11	6	45	0	45	4.1
Ian Campbell	12	1	0	1	1	0.1
Jordan Leslie	12	1	-4	0	-4	-0.3
TEAM	6	7	-12	0	-12	-2.0
Total.....	12	831	1782	2688	4470	372.5
Opponents.....	12	865	2332	2950	5282	440.2

INDIVIDUAL STATISTICS CONT.

FIELD GOALS

	FGM-FGA	Pct	01-19	20-29	30-39	40-49	50-99	Lg	Blk
Dakota Warren	0-3	0.0	0-0	0-0	0-1	0-2	0-0	0	0
Steven Valadez	10-15	66.7	1-1	5-7	2-2	2-5	0-0	45	2

FG SEQUENCE

	UTEP	OPPONENTS
Oklahoma	45,31,41	44,(38)
Ole Miss	44,(37)	56,36
NM State	-	-
Wisconsin	(45),(43)	33
East Carolina	(29),40	-
SMU	28	(19),48,27,37
Tulsa	(19)	(31),(25),36
Tulane	(22)	(46),(37)
Houston	26	(24)
UCF	(20),47	(30),43
Southern Miss	(29),(26)	(29),(36)
RICE	(35)	(43),(51)

Numbers in (parentheses) indicate field goal was made.

PUNTING

	No.	Yds	Avg	Long	TB	FC	I20	Blkd
Ian Campbell	66	2814	42.6	72	5	18	21	0
Total.....	66	2814	42.6	72	5	18	21	0
Opponents.....	56	2280	40.7	64	7	18	16	2

KICKOFFS

	No.	Yds	Avg	TB	OB	Retn	Net	YdLn
Steven Valadez	49	3010	61.4	26	0			
Total.....	49	3010	61.4	26	0	472	38.5	26
Opponents.....	68	4268	62.8	21	1	1096	38.9	26

ALL PURPOSE YARDS

	G	Rush	Rec	PR	KOR	IR	Tot	Avg/G
Vernon Frazier	12	434	56	0	884	0	1374	114.5
Michael Edwards	11	45	820	106	128	0	1099	99.9
Autrey Golden	12	163	88	0	822	0	1073	89.4
Nathan Jeffery	11	897	43	24	41	0	1005	91.4
Jordan Leslie	12	-4	973	15	0	0	984	82.0
Blaire Sullivan	5	240	0	0	0	0	240	48.0
LaQuintus Dowell	12	165	10	0	63	0	238	19.8
Craig Wenrick	12	0	150	0	0	0	150	12.5
Devin Patterson	11	0	126	0	0	0	126	11.5
Jim Jones	12	10	84	29	0	0	123	10.2
Malcolm Trail	7	0	121	0	0	0	121	17.3
Josh Bell	9	116	0	0	0	0	116	12.9
Xay Williams	9	89	5	0	7	0	101	11.2
Kevin Perry	11	0	54	0	18	0	72	6.5
Ishmael Harrison	11	0	72	0	0	0	72	6.5
Nick Lamaison	10	69	0	0	0	0	69	6.9
Ian Hamilton	11	0	42	0	0	0	42	3.8
Felix Neboh	11	0	41	0	0	0	41	3.7
Eric Tomlinson	10	0	26	0	0	0	26	2.6
Katrae Ford	8	0	22	0	0	0	22	2.8
Darren Woodard	12	0	0	0	0	20	20	1.7
Richard Spencer	4	0	0	17	0	0	17	4.2
Anthony Puento	12	0	0	0	17	0	17	1.4
Cole Freytag	8	0	11	0	0	0	11	1.4
Carson Meger	8	4	0	0	0	0	4	0.5
TEAM	6	-12	0	0	0	0	-12	-2.0
Total.....	12	1782	2688	191	1096	20	5777	481.4
Opponents.....	12	2332	2950	65	472	237	6056	504.7

■ 2012 rewind

TEAM STATISTICS

	UTEP	OPP
SCORING	254	357
Points Per Game	21.2	29.8
FIRST DOWNS	233	268
Rushing	95	127
Passing	119	125
Penalty	19	16
RUSHING YARDAGE	1782	2332
Yards gained rushing	2075	2580
Yards lost rushing	293	248
Rushing Attempts	455	481
Average Per Rush	3.9	4.8
Average Per Game	148.5	194.3
TDs Rushing	13	24
PASSING YARDAGE	2688	2950
Comp-Att-Int	198-376-13	229-384-7
Average Per Pass	7.1	7.7
Average Per Catch	13.6	12.9
Average Per Game	224.0	245.8
TDs Passing	16	18
TOTAL OFFENSE	4470	5282
Total Plays	831	865
Average Per Play	5.4	6.1
Average Per Game	372.5	440.2
KICK RETURNS: #-Yards	46-1096	23-472
PUNT RETURNS: #-Yards	19-191	21-65
INT RETURNS: #-Yards	7-20	13-237
KICK RETURN AVERAGE	23.8	20.5
PUNT RETURN AVERAGE	10.1	3.1
INT RETURN AVERAGE	2.9	18.2
FUMBLES-LOST	22-10	22-12
PENALTIES-Yards	58-501	56-488
Average Per Game	41.8	40.7
PUNTS-Yards	66-2814	56-2280
Average Per Punt	42.6	40.7
Net punt average	39.8	34.2
KICKOFFS-Yards	49-3010	68-4268
Average Per Kick	61.4	62.8
Net kick average	46.8	38.9
TIME OF POSSESSION/Game	29:33	30:27
3RD-DOWN Conversions	62/174	73/169
3rd-Down Pct	36%	43%
4TH-DOWN Conversions	8/21	9/15
4th-Down Pct	38%	60%
SACKS BY-Yards	20-144	31-173
MISC YARDS	24	-6
TOUCHDOWNS SCORED	32	46
FIELD GOALS-ATTEMPTS	10-18	12-21
ON-SIDE KICKS	1-4	0-2
RED-ZONE SCORES	(28-40) 70%	(33-44) 75%
RED-ZONE TOUCHDOWNS	(19-40) 47%	(24-44) 55%
PAT-ATTEMPTS	(26-28) 93%	(43-44) 98%
ATTENDANCE	176244	250907
Games/Avg Per Game	6/29374	6/41818
Neutral Site Games		0/0

■ SCORE BY QUARTERS

	1st	2nd	3rd	4th	OT	Total
UTEP	67	64	38	85	0	254
Opponents	70	128	53	106	0	357

DEFENSIVE STATISTICS

	GP-GS	Tackles			TFL/Yds	Sacks No-Yards	Pass Def			Fumbles		Blkd Kick	Saf
		Solo	Ast	Total			Int-Yds	BrUp	QBH	Rcv-Yds	FF		
56 Josh Fely	12	44	68	112	5.5-17	1.5-5	.	4	6	1-0	.	.	.
10 Drew Thomas	12	48	33	81	2.0-5	.	1-0	7	.	2-0	.	.	.
2 DeShawn Grayson	12	39	41	80	1.0-2	.	.	8	.	.	1	.	.
48 Aubrey Alexius	12	31	35	66	3.5-12	0.5-3	.	.	1	.	1	.	.
11 A.J. Ropati	12	22	36	58	2.0-7	1.0-5	.	3	3	1-0	2	1	.
22 Shane Huhn	12	26	23	49	.	.	2-0	4	.	1-0	.	.	.
5 Darren Woodard	12	28	16	44	2.5-9	.	2-20	6
44 Greg Watkins	12	10	29	39	4.0-37	3.5-36	.	1	4	.	1	.	.
61 Germard Reed	12	14	24	38	7.0-22	2.0-14	.	2	3
30 Gage Sharp	12	13	23	36	1.0-2	.	.	2
18 James Davidson	12	15	21	36	6.5-32	2.5-23	.	.	3
24 Richard Spencer	4	21	15	36	1.0-1	.	1-0	1	.	2-11	2	1	.
13 Wesley Miller	12	13	21	34	1.5-6	.	1-0	5	.	3-0	.	.	.
4 Jamie Irving	7	11	22	33	1.0-7	1.0-7	.	1
8 Marcus Bagley	12	5	27	32	0.5-2	.	.	.	1
33 Horace Miller	12	13	18	31	7.5-40	6.0-38	.	.	6	.	.	1	.
53 DeAndre Little	11	9	15	24	2.5-10	1.0-9	.	.	2
23 Terr'I Mark	9	10	12	22	0.5-2	.	.	1
76 Ruben Munoz	12	5	14	19	1.5-4	.	.	1	1
43 Roy Robertson	10	3	14	17	2.0-7	1.0-4	.	.	17
2K Demarcus Kizzie	11	8	5	13	.	.	.	1
34 Anthony Puente	12	4	6	10
92 Adam Ayala	11	2	7	9	1
14 C.J. Haley	12	4	4	8
35 Trey Brown	9	2	5	7
21 Derrick Morgan	3	3	2	5
93 Justin Cordova	4	.	4	4
40 Cooper Brock	9	3	1	4
86 Ishmael Harrison	11	.	3	3	1-0	.	.	.
28 Felix Neboh	11	1	2	3
32 LaQuintus Dowell	12	3	.	3	1	.	.
7C Ian Campbell	12	1	1	2
15 Devin Patterson	11	2	.	2
41 David Logston	8	1	1	2
69 Jerel Watkins	12	2	.	2
37 Steven Valadez	12	2	.	2
64 Nick Dooley	12	.	1	1
62 Kyle Brown	12	1	.	1
1 Adrian James	2	1	.	1
58 Brander Craighead	12	1	.	1
7 Nick Lamaison	10	1	.	1
1T Malcolm Trail	7	1	.	1	1	.	.
25 Nathan Jeffery	11	1	.	1
6 Michael Edwards	11	.	1	1
9 Jordan Leslie	12	1	.
Total.....	12	424	550	974	53-224	20-144	7-20	47	31	11-11	9	4	.
Opponents.....	12	431	460	891	70.0-275	31-173	13-237	61	40	10-17	12	4	.

INDIVIDUAL GAME HIGHS

Rushes	33	Nathan Jeffery at Houston (Oct 27, 2012)
Yards Rushing	177	Nathan Jeffery vs Oklahoma (Sept 1, 2012)
TD Rushes	2	Josh Bell vs NM State (Sep 15, 2012) Nathan Jeffery at Houston (Oct 27, 2012) Nathan Jeffery vs UCF (Nov 10, 2012) Nathan Jeffery at Southern Miss (Nov 17, 2012) Nathan Jeffery vs Oklahoma (Sept 1, 2012)
Long Rush	71	Nathan Jeffery vs Oklahoma (Sept 1, 2012)
Pass attempts	39	Nick Lamaison at Wisconsin (Sep 22, 2012)
Pass completions	22	Nick Lamaison at Wisconsin (Sep 22, 2012)
Yards Passing	300	Nick Lamaison vs NM State (Sep 15, 2012)
TD Passes	4	Nick Lamaison vs NM State (Sep 15, 2012)
Long Pass	65	Nick Lamaison vs Rice (Nov 24, 2012)
Receptions	10	Jordan Leslie at Tulsa (Oct 11, 2012)
Yards Receiving	218	Jordan Leslie at Tulsa (Oct 11, 2012)
TD Receptions	2	Michael Edwards at Wisconsin (Sep 22, 2012) Michael Edwards vs Tulane (Oct 20, 2012) Michael Edwards at Houston (Oct 27, 2012) Jordan Leslie vs Rice (Nov 24, 2012)
Long Reception	65	Jordan Leslie vs Rice (Nov 24, 2012)
Field Goals	2	Steven Valadez at Wisconsin (Sep 22, 2012) Steven Valadez at Southern Miss (Nov 17, 2012) Steven Valadez at Wisconsin (Sep 22, 2012)
Long Field Goal	45	Steven Valadez at Wisconsin (Sep 22, 2012)
Punts	8	Ian Campbell vs Oklahoma (Sept 1, 2012) Ian Campbell vs Rice (Nov 24, 2012) Ian Campbell at Tulsa (Oct 11, 2012)
Punting Avg	50.5	Ian Campbell at Tulsa (Oct 11, 2012)
Long Punt	72	Ian Campbell vs Rice (Nov 24, 2012)
Punts inside 20	4	Ian Campbell at Ole Miss (Sep 08, 2012) Ian Campbell vs Rice (Nov 24, 2012)
Long Punt Return	26	Michael Edwards vs Oklahoma (Sept 1, 2012)
Long Kickoff Return	98	Autrey Golden at Southern Miss (Nov 17, 2012)
Tackles	16	Josh Fely vs Rice (Nov 24, 2012)
Sacks	2.0	Horace Miller at Wisconsin (Sep 22, 2012)
Tackles For Loss	2.5	Germard Reed vs UCF (Nov 10, 2012)
Interceptions	1	Richard Spencer vs NM State (Sep 15, 2012) Drew Thomas at Wisconsin (Sep 22, 2012) Darren Woodard at East Carolina (Sep 29, 2012) Wesley Miller at East Carolina (Sep 29, 2012) Shane Huhn at East Carolina (Sep 29, 2012) Shane Huhn vs SMU (Oct 06, 2012) Darren Woodard at Southern Miss (Nov 17, 2012)

TEAM GAME HIGHS

Rushes	53	at Houston (Oct 27, 2012) vs UCF (Nov 10, 2012) vs UCF (Nov 10, 2012)
Yards Rushing	267	vs UCF (Nov 10, 2012)
Yards Per Rush	5.8	vs Oklahoma (Sept 1, 2012)
TD Rushes	3	vs UCF (Nov 10, 2012) at Southern Miss (Nov 17, 2012)
Pass attempts	42	at Tulsa (Oct 11, 2012)
Pass completions	27	at Ole Miss (Sep 08, 2012) at Tulsa (Oct 11, 2012) at Tulsa (Oct 11, 2012)
Yards Passing	376	at Tulsa (Oct 11, 2012)
Yards Per Pass	10.9	vs Rice (Nov 24, 2012)
TD Passes	4	vs NM State (Sep 15, 2012)
Total Plays	91	at Houston (Oct 27, 2012)
Total Offense	494	at Houston (Oct 27, 2012)
Yards Per Play	7.5	vs Rice (Nov 24, 2012)
Points	41	vs NM State (Sep 15, 2012)
Sacks By	4	vs Rice (Nov 24, 2012)
First Downs	27	vs NM State (Sep 15, 2012)
Penalties	12	vs NM State (Sep 15, 2012)
Penalty Yards	129	vs NM State (Sep 15, 2012)
Turnovers	6	at Houston (Oct 27, 2012)
Interceptions By	3	at East Carolina (Sep 29, 2012)
Punts	8	vs Oklahoma (Sept 1, 2012) vs Rice (Nov 24, 2012)
Punting Avg	50.5	at Tulsa (Oct 11, 2012)
Long Punt	72	vs Rice (Nov 24, 2012)
Punts inside 20	4	at Ole Miss (Sep 08, 2012) vs Rice (Nov 24, 2012)
Long Punt Return	26	vs Oklahoma (Sept 1, 2012)



HISTORY & RECORDS

- 72, individual records
- 87, team records
- 92, miscellaneous records
- 94, sun bowl records
- 95, longest plays
- 96, bowl records
- 104, miners in the pros
- 112, miner greats
- 117, game-by-game leaders
- 128, yearly team stats
- 130, yearly team record
- 131, yearly results

TOTAL OFFENSE

SINGLE-GAME YARDS

Pls	Yds	Name	Opponent	Year
40	517	Trevor Vittatoe	vs. Marshall	2009
63	485	Bill Craigio	at Colorado State	1970
39	483	Billy Stevens	vs. North Texas	1965
54	474	Sammy Garza	vs. Northern Michigan	1986
43	450	Jordan Palmer	at UAB	2006
59	425	Jordan Palmer	at Memphis	2005
55	424	Brooks Dawson	vs. New Mexico State	1967
43	420	Sammy Garza	vs. Utah	1986
28	416	Jordan Palmer	vs. New Mexico State	2006
37	412	Trevor Vittatoe	vs. SMU	2008
49	408	Trevor Vittatoe	vs. UAB	2009
33	407	Ken Heineman	vs. Northern Arizona	1937
60	403	Sammy Garza	at New Mexico	1986
45	390	Trevor Vittatoe	at SMU	2009
49	389	Trevor Vittatoe	at Houston	2008
53	387	Jordan Palmer	vs. Houston	2005
33	386	Jordan Palmer	at Rice	2005
51	382	Howard Gasser	vs. Utah	1989
25	381	Brooks Dawson	at New Mexico	1967
53	377	Jordan Palmer	vs. Texas Tech	2006
58	375	Trevor Vittatoe	vs. East Carolina	2007
42	370	Pat Hegarty	at Utah	1987
42	369	Nick Lamaison	vs. Stony Brook	2011
40	365	Oscar Ramirez	vs. Colorado State	1977
57	365	Trevor Vittatoe	at Houston	2010
43	363	Rocky Perez	vs. Rice	2000
57	356	Bill Craigio	vs. New Mexico State	1969
25	354	Billy Stevens	vs. Texas-Arlington	1966
48	350	John Rayborn	at Utah	1998
50	349	Shawn Gray	vs. Fresno State	1994
62	349	Jordan Palmer	vs. UAB	2005

38	345	Wesley Phillips	vs. San Jose State	2001
57	344	Howard Gasser	at Air Force	1989
41	343	John Rayborn	at Air Force	1995
37	343	Donald Buckram	at Tulane	2009
61	342	Brooks Dawson	vs. North Texas	1968
53	342	Howard Gasser	vs. Air Force	1990
61	342	Trevor Vittatoe	at Rice	2007
67	341	Brooks Dawson	vs. UC-Santa Barbara	1968
28	340	Jordan Palmer	vs. SMU	2004
59	337	Jordan Palmer	at Marshall	2006
34	335	Trevor Vittatoe	vs. Rice	2010
61	334	Howard Gasser	at BYU	1989
53	334	Jordan Palmer	at SMU	2005
53	333	Billy Stevens	vs. Arizona State	1965
31	333	Jay Stuckey	at Rice	1999
43	330	Omar Duarte	vs. SMU	2002
39	327	Jordan Palmer	vs. Tulsa	2005
25	326	Fred Wendt	vs. New Mexico State	1948
49	326	John Rayborn	vs. San Diego State	1995
48	325	Jordan Palmer	vs. Colorado	2004

SINGLE-GAME TOTAL PLAYS

67	Brooks Dawson	vs. UC-Santa Barbara	1968
65	Owen Price	vs. Loyola-Marymount	1941
64	Billy Stevens	vs. West Texas State	1965
63	Bill Craigio	at Colorado State	1970
62	Jordan Palmer	vs. UAB	2005
61	Brooks Dawson	vs. North Texas	1968
61	Howard Gasser	at BYU	1989
61	Trevor Vittatoe	at Rice	2007
60	Sammy Garza	at New Mexico	1986
59	Jordan Palmer	at Marshall	2006
59	Jordan Palmer	at Memphis	2005

SEASON YARDS

Name	Year	Plays	Rush	Pass	Total	Avg.
Jordan Palmer	2006	476	-86	3,595	3,509	7.37
Jordan Palmer	2005	490	-50	3,503	3,453	7.05
Trevor Vittatoe	2008	463	-31	3,274	3,243	7.00
Trevor Vittatoe	2009	454	-83	3,308	3,225	7.10
Sammy Garza	1986	503	-138	3,140	3,002	5.97
Trevor Vittatoe	2007	449	-132	3,101	2,969	6.61
Trevor Vittatoe	2010	462	98	2,756	2,854	6.18
Jordan Palmer	2004	412	-17	2,818	2,801	6.80
Rocky Perez	2000	412	82	2,661	2,743	6.66
Billy Stevens	1965	490	-329	3,032	2,703	5.52

SEASON YARDS PER GAME

Name	Year	G	Plays	Yards	TDR	YD/PG
Jordan Palmer	2006	12	476	3,509	27	292.4
Jordan Palmer	2005	12	490	3,453	31	287.8
Billy Stevens	1965	10	490	2,703	22	270.3
Trevor Vittatoe	2008	12	463	3,243	34	270.2
Trevor Vittatoe	2009	12	454	3,225	17	268.8
Sammy Garza	1986	12	503	3,002	24	250.2
Rocky Perez	2000	11	412	2,743	32	249.4
Trevor Vittatoe	2007	12	449	2,969	25	247.4
Jordan Palmer	2004	12	412	2,801	27	233.4
Howard Gasser	1989	11	461	2,513	21	228.5

SEASON TOUCHDOWNS RESPONSIBLE FOR

Name	Year	TDR
Trevor Vittatoe	2008	34
Rocky Perez	2000	32
Jordan Palmer	2005	31
Jordan Palmer	2006	27
Jordan Palmer	2004	27
Trevor Vittatoe	2007	25
Sammy Garza	1986	24
Billy Stevens	1965	22
Trevor Vittatoe	2010	22
Donald Buckram	2009	21
Howard Gasser	1989	21
Billy Stevens	1966	21

SEASON PLAYS

Name	Year	G	Plays
Sammy Garza	1986	12	503
Billy Stevens	1965	10	490
Jordan Palmer	2005	12	490
Jordan Palmer	2006	12	476
Trevor Vittatoe	2008	12	463
Trevor Vittatoe	2010	13	462
Howard Gasser	1989	11	461
Trevor Vittatoe	2009	12	454
Trevor Vittatoe	2007	12	449
Oscar Ramirez	1978	12	447

CAREER YARDS

Name	Years	Plays	Rush	Pass	Total	Avg.
Trevor Vittatoe	2007-10	1,828	-148	12,439	12,291	6.72
Jordan Palmer	2003-06	1,643	-43	11,084	11,041	6.72
Sammy Garza	1983-86	1,078	-74	6,130	6,056	5.62
Billy Stevens	1965-67	1,092	-789	6,485	5,696	5.22
Rocky Perez	1997-00	925	286	5,108	5,394	5.83
Ken Heineman	1937-40	831	2,001	2,873	4,874	5.87
Shawn Gray	1991-94	900	1,219	3,603	4,822	5.36
Pat Hegarty	1987-88	735	-71	4,593	4,522	6.15
John Rayborn	1995-97-98	836	300	4,194	4,494	5.38
John Furman	1958-61	831	617	3,607	4,224	5.08

CAREER YARDS PER GAME

(Minimum 3,000 yards; Player must have concluded his career)

Name	Years	G	Plays	Yards	TDR	YD/PG
Trevor Vittatoe	2007-10	49	1,828	12,291	98	250.8
Jordan Palmer	2003-06	46	1,643	11,041	95	240.0
Pat Hegarty	1987-88	22	735	4,522	34	205.6
Howard Gasser	1989-90	17	628	3,476	26	204.5
Billy Stevens	1965-67	28	1,092	5,696	56	203.4
Nick Lamaison	2011-12	19	571	3,512	25	184.8
Ken Heineman	1937-39	28	831	4,874	37	174.1
Sammy Garza	1983-86	40	1,078	6,056	47	151.4
Gary Keithley	1971-72	20	639	3,019	20	151.0
John Rayborn	1995, 97-98	30	836	4,494	40	149.8

CAREER TOUCHDOWNS RESPONSIBLE FOR

Name	Years	TDR
Trevor Vittatoe	2007-10	98
Jordan Palmer	2003-06	95
Billy Stevens	1965-67	56
Sammy Garza	1983-86	47
Rocky Perez	1997-00	46
John Harvey	1985-88	42
John Rayborn	1995 97-98	40
Brooks Dawson	1966-68	37
Pat Hegarty	1987-88	34
John Furman	1958-61	30

CAREER PLAYS

Name	Years	G	Plays
Trevor Vittatoe	2007-10	49	1,828
Jordan Palmer	2003-06	46	1,643
Billy Stevens	1965-67	28	1,092
Sammy Garza	1983-86	40	1,078
Rocky Perez	1997-00	44	925
Shawn Gray	1991-94	40	900
Mike Perez	1990-93	36	843
John Rayborn	1995, 97-98	30	836
John Furman	1958-61	39	831
Bill Craigio	1969-71	30	736

* Best records available

ANNUAL LEADER

Year	Name	Plays	Rush	Pass	Total	Year	Name	Plays	Rush	Pass	Total
1946	Vic Clark	216	363	607	970	1980	Delbert Thompson	214	923	0	923
1947	Ed Smith	138	742	35	777	1981	Brad McEachern	197	-64	690	626
1948	Fred Wendt	193	1546	27	1,573	1982	Kevin Ward	363	608	1,141	1,749
1949	Pug Gabrel	145	881	0	881	1983	Jay Cleveland	199	-107	834	727
1950	Bill McWilliams	164	257	458	715	1984	Sammy Garza	178	36	899	935
1951	Billy Bob Pumbley	160	5	780	785	1985	Sammy Garza	307	-48	1,654	1,606
1952	Dick Shinaut	291	7	1,520	1,527	1986	Sammy Garza	503	-138	3,140	3,002
1953	Dick Shinaut	121	91	720	811	1987	Pat Hegarty	351	-109	2,064	1,955
1954	Jesse Whittenton	215	489	577	1,066	1988	Pat Hegarty	384	38	2,529	2,567
1955	Jesse Whittenton	185	56	780	836	1989	Howard Gasser	461	-73	2,586	2,513
1956	Bob Laraba	143	175	568	743	1990	Mike Perez	295	-15	1,220	1,205
1957	Bob Laraba	125	106	497	603	1991	Mike Perez	351	14	1,913	1,927
1958	Charles Bradshaw	105	435	0	435	1992	Shawn Gray	314	402	1,297	1,699
1959	John Furman	230	50	1,132	1,182	1993	Corey Tucker	265	238	889	1,127
1960	John Furman	236	181	1,094	1,275	1994	Shawn Gray	374	478	1,662	2,140
1961	John Furman	255	308	1,026	1,334	1995	John Rayborn	406	256	1,913	2,169
1962	Jerry Tucker	102	4	473	477	1996	Leonard Lijja	280	-6	1,193	1,187
1963	Jerry Tucker	242	32	865	897	1997	Rocky Perez	157	28	728	756
1964	Dick Weeks	133	539	0	539	1998	John Rayborn	300	58	1,641	1,699
1965	Billy Stevens	490	-329	3,032	2,703	1999	Jay Stuckey	288	62	1,918	1,980
1966	Billy Stevens	360	-349	2,088	1,739	2000	Rocky Perez	412	82	2,661	2,743
1967	Billy Stevens	242	-111	1,365	1,254	2001	Wesley Phillips	306	-133	1,839	1,706
1968	Brooks Dawson	319	-240	1,764	1,524	2002	Omar Duarte	215	-8	1,000	992
1969	Bill Craigio	320	-1	1,560	1,559	2003	Orlando Cruz	274	147	1,360	1,507
1970	Bill Craigio	376	-3	2,123	2,120	2004	Jordan Palmer	412	-17	2,818	2,801
1971	Gary Keithley	310	-78	1,375	1,297	2005	Jordan Palmer	490	-50	3,503	3,453
1972	Gary Keithley	329	-148	1,870	1,722	2006	Jordan Palmer	476	-86	3,595	3,509
1973	Frank Duncan	337	-14	1,370	1,356	2007	Trevor Vittatoe	449	-132	3,101	2,969
1974	Bobby McKinley	326	260	1,512	1,772	2008	Trevor Vittatoe	463	-31	3,274	3,243
1975	Bobby McKinley	290	321	673	994	2009	Trevor Vittatoe	454	-83	3,308	3,225
1976	Robert Elliott	205	861	0	861	2010	Trevor Vittatoe	462	98	2,756	2,854
1977	Oscar Ramirez	282	-14	1,252	1,238	2011	Nick Lamaison	264	39	1,718	1,757
1978	Oscar Ramirez	447	336	1,460	1,796	2012	Nick Lamaison	607	69	1,686	1,755
1979	James Copeland	160	638	0	638						

ALL-PURPOSE YARDS

SINGLE-GAME YARDS

401	Chuck Hughes, vs. North Texas	1965
360	Chuck Hughes, vs. Arizona State	1965
352	Fred Wendt, vs. New Mexico State	1948
343	Donald Buckram, at Tulane	2009
307	Donald Buckram, at SMU	2009
297	Howard Jackson, vs. Louisiana Tech	2003
296	Ken Heineman, vs. Northern Arizona	1937
295	Howard Jackson, vs. Rice	2002
280	Tyler Ebell, vs. Houston	2005
278	Bob Wallace, at Utah	1965

SEASON YARDS

Name	Year	Rush	Rcv	Int	PR	KOR	Yards
Howard Jackson	2003	1,146	391	0	0	609	2,146
Donald Buckram	2009	1,594	453	0	0	0	2,047
Chuck Hughes	1965	0	1,519	0	120	405	2,044
Johnnie Lee Higgins, Jr.	2006	-2	1319	0	281	275	1,873
Fred Wendt	1948	1,546	6	33	31	239	1,855
Howard Jackson	2004	1,187	268	0	9	328	1,792
Cedric Johnson	1995	6	479	0	8	1,039	1,532
Toraino Singleton	1995	1,358	160	0	0	0	1,518
Ray Holt	1978	671	113	0	0	684	1,468
Johnnie Lee Higgins, Jr.	2005	13	837	0	170	448	1,468

SEASON YARDS PER GAME

Named	Year	G	Yards	Ypg
Chuck Hughes	1965	10	2,044	204.40
Fred Wendt	1948	10	1,855	185.50
Donald Buckram	2009	12	2,047	170.58
Howard Jackson	2003	13	2,146	165.08
Johnnie Lee Higgins, Jr.	2006	12	1,873	156.08
Ed Smith	1947	9	1,390	154.44
Howard Jackson	2004	12	1,792	149.33
Marcus Thomas	2007	11	1,457	132.45
John Harvey	1987	11	1,420	129.09
Tyler Ebell	2005	7	895	127.86

CAREER YARDS

Name	Years	Rush	Rcv	Int	PR	KOR	YARDS
Howard Jackson	2001-04	3,466	726	0	14	1,947	6,153
Johnnie Lee Higgins, Jr.	2003-06	43	3,218	0	451	1,033	4,745
John Harvey	1985-88	3,576	775	0	0	0	4,351
Ray Holt	1974-78	2,069	223	0	0	1,935	4,227
Cedric Johnson	1993-96	13	1,250	0	115	2,757	4,135
Chuck Hughes	1964-66	3	2,882	0	253	851	3,989
Marcus Thomas	2004-07	2,615	957	0	0	88	3,660
Lee Mays	1998-01	79	2,908	0	2	576	3,565
Robert Elliott	1974-77	2,834	145	0	0	348	3,327
Fred Wendt	1942, 46-48	*2,166	*207	*43	*60	*427	3,231

CAREER YARDS PER GAME

(Minimum 2,000 yards; Player must have concluded his career)

Name	Years	G	Yards	YPG
Howard Jackson	2001-04	45	6,153	136.73
Chuck Hughes	1964-66	30	3,989	132.97
Toraino Singleton	1994-95	23	2,815	122.39
Ed Smith	1942, 46-47	27	2,997	111.00
John Harvey	1985-88	42	4,351	103.60
Johnnie Lee Higgins, Jr.	2003-06	49	4,745	96.84
Bob Wallace	1965-67	29	2,741	94.52
Cedric Johnson	1993-96	44	4,135	93.98
Delbert Thompson	1980-81	23	2,122	92.26
Ray Holt	1974-78	47	4,227	89.94

* Best records available

ANNUAL LEADER

Year	Name	G	Yards	Avg.
1940	Owen Price	9	967	107.44
1941	Owen Price	10	1,008	100.80
1942	Raymond Evans	9	818	90.89
1946	Ed Smith	9	862	95.78
1947	Ed Smith	9	1,390	154.44
1948	Fred Wendt	10	1,879	185.50
1949	Pug Gabrel	10	950	95.00
1950	Pug Gabrel	7	554	79.14
1951	Clovis Riley	10	692	69.20
1952	Clovis Riley	11	926	84.18
1953	Clovis Riley	9	738	82.00
1954	Reeves Tevis	10	742	74.20
1955	Don Maynard	10	712	71.20
1956	Bob Forrest	10	849	84.90
1957	Don Maynard	9	861	95.67
1958	Charles Bradshaw	9	639	71.00
1959	Kent Babb	10	863	86.30
1960	Charles Bradshaw	10	785	78.50
1961	Don Boyce	10	645	64.50
1962	Louis James	9	406	55.11
1963	Julius Glossoon	10	515	51.50
1964	Chuck Hughes	10	1,198	119.80
1965	Chuck Hughes	10	2,044	204.40
1966	Bob Wallace	10	901	90.10
1967	Volley Murphy	9	876	97.33
1968	Volley Murphy	9	627	69.67
1969	Ed Pishes	10	899	89.90
1970	Phil Hatch	9	997	110.78
1971	Phil Hatch	11	736	66.91
1972	Greg Taylor	10	994	99.40
1973	Ken Petty	11	904	82.18
1974	Ray Holt	11	836	76.00
1975	Robert Elliott	11	915	83.18
1976	Ray Holt	12	1,138	94.83
1977	Robert Elliott	11	1,047	95.18
1978	Ray Holt	12	1,468	122.33
1979	Robert Copeland	11	686	62.36
1980	Delbert Thompson	12	1,276	106.33
1981	Delbert Thompson	11	846	76.91
1982	Jerry Jones	12	712	59.33
1983	Ernie Jackson	9	475	52.78
1984	Kevin Ward	11	995	90.45
1985	John Harvey	9	789	87.67
1986	John Harvey	12	1,239	103.25
1987	John Harvey	11	1,420	129.09
1988	John Harvey	10	903	90.30
1989	Reggie Barrett	11	1,042	94.73
1990	Roy Ross	9	645	71.67
1991	Ansel Littlejohn	12	760	63.33
1992	David Miles	9	589	65.44
1993	Cedric Johnson	10	559	55.90
1994	Toraino Singleton	11	1,297	117.91
1995	Cedric Johnson	12	1,532	127.67
1996	Cedric Johnson	11	1,392	126.55
1997	Jimmy Carpenter	11	767	69.73
1998	Paul Smith	10	839	83.90
1999	Paul Smith	12	1,342	111.83
2000	Lee Mays	11	1,147	104.27
2001	Howard Jackson	8	809	101.13
2002	Howard Jackson	12	1,406	117.17
2003	Howard Jackson	13	2,146	165.08
2004	Howard Jackson	12	1,792	149.33
2005	Johnnie Lee Higgins, Jr.	12	1,468	122.33
2006	Johnnie Lee Higgins, Jr.	12	1,873	156.08
2007	Marcus Thomas	11	1,457	132.45
2008	Jeff Moturi	12	1,042	86.8
2009	Donald Buckram	12	2,047	170.6
2010	Marlon McClure	12	1,489	124.1
2011	Vernon Frazier	12	1,374	114.5
2012	Michael Edwards	11	1,099	99.9

RUSHING

SINGLE-GAME YARDS PER CARRY

Name	Year	Yards
(minimum 10 attempts)		
16.6 Fred Wendt, vs. Houston	1948	
13.0 Fred Wendt, vs. New Mexico State	1948	
12.6 Fred Wendt, vs. McMurry	1948	
12.3 Pug Gabrel, vs. West Texas State	1948	
12.0 Fred Wendt, vs. BYU	1948	
12.0 Willie Fuller, at New Mexico	1988	
10.9 Howard Jackson, vs. Louisiana Tech	2003	
10.9 Joe Banyard, vs. Houston	2011	
10.8 Pug Gabrel, West Texas State	1948	
10.7 Fred Wendt, at New Mexico	1948	

SINGLE-GAME RUSHING ATTEMPTS

Name	Year	Attempts
38 Delbert Thompson, at New Mexico State	1980	
38 Toraino Singleton, vs. Eastern Illinois	1994	
38 Paul Smith, at Fresno State	1999	
37 John Harvey, at Utah	1987	
37 Toraino Singleton, at New Mexico	1994	
37 Toraino Singleton, vs. Valdosta State	1995	
37 Toraino Singleton, vs. New Mexico	1995	
36 Mike Belew, vs. Utah	1974	
36 Toraino Singleton, vs. New Mexico State	1994	
36 Toraino Singleton, at Tulsa	1994	

SINGLE-GAME RUSHING TOUCHDOWNS

Name	Year	TDs
6 Fred Wendt, vs. New Mexico State	1948	
4 Fred Wendt, vs. BYU	1948	
4 Jack Burris, vs. Hawaii	1952	
4 John Harvey, vs. Weber State	1988	
4 Howard Jackson, vs. Sacramento State	2002	
4 Donald Buckram, vs. Houston	2009	
3 Owen Price, vs. New Mexico State	1940	
3 Fred Wendt, vs. McMurry	1948	
3 Pug Gabrel, vs. New Mexico State	1949	
3 Pug Gabrel, at BYU	1949	
3 Clovis Riley, vs. New Mexico State	1953	
3 Jimmy Bevers, vs. New Mexico	1956	
3 Bob Forrest, vs. Trinity (Texas)	1956	
3 Charles Bradshaw, vs. New Mexico	1960	
3 Kent Babb, vs. Trinity (Texas)	1960	
3 Phil Hatch, vs. Wyoming	1970	
3 James Berry, vs. Long Beach State	1971	
3 John Harvey, at Colorado State	1985	
3 John Harvey, vs. Utah	1986	

SEASON YARDS

Name	Year	Carries	Yards	Avg.	TD
Donald Buckram	2009	259	1,594	6.15	18
Fred Wendt	1948	186	1,546	8.31	20
Toraino Singleton	1995	268	1,358	5.07	8
Toraino Singleton	1994	289	1,277	4.42	11
Paul Smith	1999	272	1,258	4.63	12
Howard Jackson	2004	239	1,187	4.97	10
John Harvey	1987	235	1,170	4.98	16
Marcus Thomas	2007	227	1,166	5.14	16
Howard Jackson	2003	208	1,146	5.51	6
Robert Elliott	1977	200	1,011	5.06	1

SEASON YARDS PER GAME

Name	Year	G	Carries	Yards	TD	YPG
Fred Wendt	1948	10	186	1,546	20	154.6
Donald Buckram	2009	12	259	1,594	18	132.8
Toraino Singleton	1994	11	557	1,277	19	114.6
Toraino Singleton	1995	12	268	1,358	8	113.2
John Harvey	1987	11	235	1,170	16	106.4
Marcus Thomas	2007	11	227	1,166	16	106.0
Paul Smith	1999	12	272	1,258	12	104.8
Howard Jackson	2004	12	239	1,187	10	98.9
Robert Elliott	1977	11	2000	1,011	1	91.9
Howard Jackson	2003	13	208	1,146	6	88.2

SEASON YARDS PER ATTEMPT

Name	Year	Carries	Yards	YPA
Fred Wendt	1948	186	1,546	8.31
Pug Gabrel	1948	110	819	7.45
Joe Banyard	2011	127	832	6.55
Donald Buckram	2009	259	1,594	6.15
Pug Gabrel	1949	145	881	6.08
John Harvey	1988	131	751	5.73
Joe Banyard	2010	109	623	5.72
Lee Cargile	1950	101	573	5.67
Howard Jackson	2003	208	1,146	5.51
Ed Smith	1947	135	742	5.50

3 John Harvey, vs. Hawaii	1987
3 John Harvey, vs. Lamar	1987
3 John Harvey, at Utah	1987
3 Willie Fuller, vs. Utah	1988
3 Toraino Singleton, at Tulsa	1994
3 Paul Smith, vs. New Mexico State	1999
3 Paul Smith, vs. SMU	1999
3 Sherman Austin, vs. Texas Southern	2001
3 Chris Porter, vs. Louisiana Tech	2001
3 Orlando Cruz, vs. Louisiana Tech	2003
3 Howard Jackson, at Tulsa	2004
3 Marcus Thomas, at SMU	2007
3 Marcus Thomas, vs. Tulsa	2007
3 Donald Buckram, at Tulane	2009
3 Donald Buckram, at Rice	2009
3 Joe Banyard, at Tulsa	2010

SEASON RUSHING TOUCHDOWNS

Name	Year	G	TD
Fred Wendt	1948	10	20
Donald Buckram	2009	12	18
John Harvey	1987	11	16
Marcus Thomas	2007	11	16
Paul Smith	1999	12	12
Owen Price	1941	10	11
Pug Gabrel	1949	10	11
John Harvey	1986	12	11
Toraino Singleton	1994	11	11
Owen Price	1940	9	10
Clovis Riley	1952	11	10
John Harvey	1988	10	10
Howard Jackson	2004	12	10

SEASON ATTEMPTS

Name	Year	G	Carries
Toraino Singleton	1994	11	289
Paul Smith	1999	12	272
Toraino Singleton	1995	12	268
Donald Buckram	2009	12	259
Howard Jackson	2004	12	239
John Harvey	1987	11	234
Marcus Thomas	2007	11	227
Delbert Thompson	1980	12	213
Howard Jackson	2003	13	208
Robert Elliott	1976	12	204

CAREER YARDS

Name	Years	Carries	Yards	Avg.	TD
John Harvey	1985-88	678	3,576	5.27	42
Howard Jackson	2001-04	667	3,466	5.20	25
Robert Elliott	1974-77	616	2,834	4.60	9
Toraino Singleton	1994-95	557	2,635	4.73	19
Marcus Thomas	2004-07	569	2,615	4.60	26
Paul Smith	1996-99	603	2,539	4.21	16
Donald Buckram	2006-10	450	2,417	5.37	21
Pug Gabrel	1947-50	360	2,321	6.45	27
Fred Wendt	1942, 46-48	283	2,166	7.65	23
Ray Holt	1974-78	505	2,069	4.10	16

CAREER YARDS PER GAME

Name	Years	G	Carries	Yards	TD	YPG
Toraino Singleton	1994-95	23	557	2,635	19	114.6
John Harvey	1985-88	42	678	3,576	42	85.1
Fred Wendt	1942, 46-48	28	283	2,166	23	77.4
Howard Jackson	2001-04	45	667	3,466	25	77.0
Ken Heineman	1937-40	28	347	2,001	19	71.5
Pug Gabrel	1947-50	34	360	2,321	27	68.3
Phil Hatch	1970-71	20	277	1,329	12	66.5
Delbert Thompson	1980-81	23	315	1,483	5	64.5
Robert Elliott	1974-77	45	616	2,834	9	63.0
Marcus Thomas	2004-07	43	569	2,615	26	60.8

CAREER YARDS PER ATTEMPT

Name	Years	CARRIES	Yards	YPA
Fred Wendt	1942, 46-48	283	2,166	7.65
Ed Smith	1942, 46-47	242	1,602	6.62
Pug Gabrel	1947-50	360	2,321	6.45
Bob Forrest	1954-57	234	1,425	6.09
Ivory Durio	1991-93	188	1,089	5.79
Ken Heineman	1937-40	347	2,001	5.77
Lee Cargile	1948-50	183	1,051	5.74
Donald Buckram	2006-10	450	2,417	5.37
David Atkins	1970-72	150	793	5.29
John Harvey	1985-88	678	3,576	5.27
Jimmy Hammond	1948-50	170	896	5.27

CAREER RUSHING TOUCHDOWNS

Name	Years	G	TD
John Harvey	1985-88	42	42
Pug Gabrel	1947-50	34	27
Marcus Thomas	2004-07	43	26
Howard Jackson	2001-04	45	25
Fred Wendt	1942, 46-48	28	23
Owen Price	1938, 40-41	28	21
Donald Buckram	2006-10	41	21
Ken Heineman	1937-40	28	19
Clovis Riley	1951-53	30	19
Toraino Singleton	1994-95	23	19

CAREER 100-YARD GAMES

Name	Years	100-Yd Gms
John Harvey	1985-88	16
Howard Jackson	2001-04	14
Toraino Singleton	1994-95	12
Marcus Thomas	2004-07	11
Paul Smith	1996-99	10
Pug Gabrel	1947-50	9
Robert Elliott	1974-77	9
Donald Buckram	2006-10	9
Fred Wendt	1942, 46-48	8
Joseph Polk	1995-98	7
Owen Price	1938-41	5
Ken Heineman	1937-39	4
Ed Smith	1942, 46-47	4
Clovis Riley	1951-53	4
Delbert Thompson	1980-81	4
Nathan Jeffery	2011-Present	4
Charles Bradshaw	1957-60	3
Phil Hatch	1970-71	3
Mike Belew	1974	3
Ray Holt	1974-78	3
Kevin Ward	1981-84	3
Nicky Combs	1984-86	3
Scooter Meniffee	1988-89	3
Kaio Aumua	1993-94	3
Sherman Austin	1999-02	3
Chris Porter	2000-01	3

Several players with two games

Several players with one game

100-YARD GAMES

326	Fred Wendt, vs. New Mexico State	1948
262	Donald Buckram, vs. Houston	2009
241	Donald Buckram, at SMU	2009
240	Joe Banyard, vs. Houston	2011
237	Toraino Singleton, vs. Valdosta State	1995
234	Donald Buckram, at Tulane	2009
232	John Harvey, at Colorado State	1985
217	Toraino Singleton, at New Mexico	1994
209	John Harvey, vs. New Mexico	1987
207	Ed Smith, at Arizona State	1946
207	Marcus Thomas, at SMU	2007
205	Fred Wendt, vs. New Mexico	1947
204	Fred Wendt, at New Mexico	1948
203	Elzie Johnson, vs. Tulsa	1996
202	Robert Elliott, vs. BYU	1977
202	John Harvey, at Utah	1987
201	Fred Wendt, vs. McMurry	1948
199	Toraino Singleton, vs. New Mexico	1995
188	Paul Smith, vs. San Jose State	1999
187	Paul Smith, vs. New Mexico State	1999
184	Paul Smith, at New Mexico State	1998
182	Vince Jordan, at Utah	1985
180	Owen Price, vs. New Mexico State	1940
180	Fred Wendt, vs. BYU	1948
178	Ed Smith, vs. Kansas State	1947
178	Pug Gabrel, vs. Hardin-Simmons	1948
178	Marcus Thomas, vs. Houston	2007
177	Nathan Jeffery, vs. Oklahoma	2012
175	Howard Jackson, vs. Rice	2002
175	Nathan Jeffery, vs. UCF	2012
174	Lee Cargile, vs. West Virginia	1950
173	Ken Heineman, vs. Louisiana Tech	1939
173	Willie Fuller, vs. Utah	1988
171	Jimmy Hammond, vs. West Virginia	1950
171	Robert Elliott, at New Mexico	1975
170	Delbert Thompson, vs. UNLV	1981
170	Toraino Singleton, vs. Hawaii	1994
169	Nicky Combs, vs. Hawaii	1984
168	Mike Belev, vs. Utah	1974
168	Joseph Polk, vs. Hawaii	1998
167	Vernon Frazier, vs. Colorado State	2011
166	Fred Wendt, vs. Houston	1948
166	Toraino Singleton, at Hawaii	1995
165	Donald Buckram, vs. Tulsa	2009
164	James Berry, at New Mexico State	1971
164	Robert Elliott, vs. Texas-Arlington	1976
164	Donald Buckram, vs. UAB	2009
163	Fred Wendt, at Hawaii	1948
162	Howard Jackson, vs. Weber State	2004
160	Clovis Riley, vs. North Texas	1953
160	Howard Jackson, vs. Sam Houston State	2003
158	Leroy Johnson, at BYU	1966
158	Howard Jackson, vs. New Mexico State	2004
157	Howard Jackson, vs. Sacramento State	2002
156	Joseph Polk, vs. San Jose State	1998
155	Ray Holt, at Hawaii	1976
155	Paul Smith, vs. Oregon	1998
155	Joe Banyard, at Tulsa	2010
153	Jesse Whittenton, vs. Arizona	1954
153	Don Willis, vs. Lamar	1973
153	Toraino Singleton, vs. Eastern Illinois	1994
152	Owen Price, at Arizona	1941
152	James Copeland, vs. Pacific	1979
152	John Harvey, vs. Lamar	1987
149	Tyler Ebell, vs. Houston	2005
148	Joseph Polk, vs. New Mexico State	1996
147	Donald Buckram, at Rice	2009
146	Ed Smith, vs. New Mexico State	1947
146	Fred Wendt, vs. Arizona State	1947
146	Toraino Singleton, at Tulsa	1994
145	John Harvey, vs. Hawaii	1987
144	Toraino Singleton, vs. Fresno State	1994
144	Howard Jackson, vs. San Jose State	2003
143	Toraino Singleton, vs. New Mexico State	1994
142	Scooter Menifee, vs. New Mexico	1989
142	Howard Jackson, vs. Louisiana Tech	2003
142	James Thomas II, vs. New Mexico State	2008
141	Shawn Gray, vs. Fresno State	1999
141	Paul Smith, vs. SMU	1999
140	Joe Banyard, vs. East Carolina	2011
139	Kent Babb, vs. Trinity (Texas)	1960
139	Chris Porter, at Boise State	2001
138	Jimmy Hammond, at Hawaii	1950
138	John Harvey, at SMU	1985

138	Paul Smith, vs. New Mexico	1999
138	Howard Jackson, vs. Hawaii	2004
137	Phil Hatch, vs. New Mexico	1970
137	John Harvey, vs. New Mexico	1985
137	John Harvey, vs. New Mexico	1985
137	Nathan Jeffery, at Houston	2012
136	Kaio Aumua, vs. New Mexico	1993
135	Ken Heineman, vs. Greeley State	1938
135	Pug Gabrel, at Arizona	1949
135	John Harvey, vs. Weber State	1988
134	Clovis Riley, vs. Hawaii	1952
134	Robert Elliott, vs. Arizona	1975
134	Robert Elliott, at Arizona State	1977
134	Kevin Ward, vs. Wyoming	1982
134	Nicky Combs, vs. New Mexico State	1985
134	Chris Porter, at Boise State	2000
134	Marcus Thomas, vs. Tulsa	2007
134	Nathan Jeffery, at East Carolina	2012
133	Gil Salcedo, vs. New Mexico State	1940
133	Robert Elliott, vs. New Mexico State	1977
133	James Copeland, vs. New Mexico State	1979
133	Howard Jackson, at Tulsa	2004
132	Don Amerson, vs. Texas-Arlington	1976
131	Al Barrett, at Arizona	1972
131	Robert Elliott, vs. San Diego State	1976
131	Toraino Singleton, at Air Force	1995
131	Sherman Austin, at Tulsa	2000
130	Pug Gabrel, at Texas Tech	1948
130	James Rose, vs. Air Force	1984
129	Sherman Austin, vs. Tulsa	2001
127	Tom Steele, at Texas Tech	1950
126	Reeves Tevis, vs. Arizona	1954
126	Phil Hatch, vs. Arizona State	1970
126	Mike Belev, vs. Pacific	1974
125	Pug Gabrel, vs. Arizona	1950
125	Bob Forrest, at New Mexico	1955
125	Kevin Ward, vs. New Mexico State	1983
125	John Harvey, at New Mexico State	1986
125	John Harvey, vs. Mankato State	1988
125	Joseph Polk, at Tulsa	1997
124	Nicky Combs, at New Mexico State	1984
124	Marcus Thomas, at Tulane	2007
123	Pug Gabrel, vs. West Texas State	1948
123	Don Boyce, at Trinity (Texas)	1961
123	Kevin Bogan, vs. New Mexico State	1990
122	Marcus Thomas, vs. UAB	2005
121	Jim Bevers, vs. New Mexico	1956
121	Charles Bradshaw, at Arizona	1957
121	John Harvey, at Hawaii	1988
120	Reeves Tevis, vs. North Texas	1955
120	John Furman, vs. McMurry	1961
120	Willie Fuller, at New Mexico	1988
119	Don Davis, vs. Xavier	1965
119	Howard Jackson, vs. Tulsa	2003
118	Bob Forrest, vs. Trinity (Texas)	1956
118	Charles Bradshaw, vs. Trinity (Texas)	1960
118	Ernie Jackson, at Air Force	1983
118	Chris Porter, at Nevada	2000
118	Howard Jackson, at Louisville	2003
118	Marcus Thomas, at SMU	2005
117	Ken Heineman, vs. Sul Ross State	1937
117	Marcus Thomas, vs. Tulsa	2005
116	James Berry, vs. Long Beach State	1971
116	Robert Elliott, at Wyoming	1977
116	Joseph Polk, at San Diego State	1998
115	Ed Smith, vs. New Mexico	1947
115	Clovis Riley, at New Mexico State	1952
115	Gene Childs, vs. Colorado State	1968
115	Al Barrett, at Utah	1972
115	Patrick Bailey, vs. New Mexico	1991
115	Joseph Polk, vs. New Mexico State	1997
115	Paul Smith, at Fresno State	1999
114	Pug Gabrel, vs. Idaho	1950
114	Mike Belev, vs. San Diego State	1974
114	Ray Holt, vs. San Deigo State	1978
114	John Harvey, at BYU	1986
114	Howard Jackson, at Louisiana Tech	2004
113	Rob Moore, vs. Colorado State	1981
113	Toraino Singleton, at Arizona State	1995
113	Donald Buckram, at New Mexico State	2009
112	Clovis Riley, vs. Southern Miss	1953
112	Dick Weeks, vs. Colorado State	1965
112	Robby Rogers, vs. Pacific	1970
112	Tony George, vs. Air Force	1984
112	Larry Sims, vs. New Mexico State	1990
112	Paul Smith, vs. San Jose State	1997

112	Matt Austin, at Kentucky	2002
112	Matt Austin, at Hawaii	2003
112	Marcus Thomas, vs. Texas Southern	2005
111	Danny Fraser, vs. Hardin-Simmons	1948
111	Leroy Johnson, vs. UC-Santa Barbara	1967
111	Sherman Austin, vs. Boise State	2002
110	Pug Gabrel, vs. New Mexico State	1948
110	Tom Steele, vs. Arizona	1950
110	Dick Weeks, vs. Arizona	1964
110	John Harvey, vs. New Mexico State	1987
109	Kevin Ward, vs. Weber State	1988
108	Pug Gabrel, at West Texas State	1949
108	Don Willis, vs. New Mexico State	1973
108	Elzie Johnson, at Tulsa	1997
108	Paul Smith, vs. Tulsa	1999
108	Donald Buckram, vs. Buffalo	2009
107	Jack Bursis, at New Mexico State	1952
107	Gene Childs, at New Mexico	1969
107	Delbert Thompson, vs. San Diego State	1980
107	Tony George, at Colorado State	1984
107	John Harvey, vs. Utah	1986
107	Donald Buckram, vs. Tulane	2008
106	Jim Bevers, at Arizona State	1956
106	Charles Bradshaw, vs. Mexico	1959
106	Ray Holt, vs. Wyoming	1974
106	Delbert Thompson, at Colorado State	1980
106	Paul Smith, vs. Oregon	1999
106	Lorne Sam, at SMU	2007
106	Marcus Thomas, vs. Southern Miss	2007
105	John Connell, vs. New Mexico State	1951
105	Oscar Ramirez, vs. Wyoming	1978
105	Rovann Cleveland, vs. SMU	2000
105	Marcus Thomas, vs. Texas Southern	2007
105	Terrell Jackson, at Louisiana-Lafayette	2008
104	John Harvey, at New Mexico	1986
104	Joseph Polk, vs. Utah	1996
103	Owen Price, vs. North Dakota	1940
103	Don Boyce, vs. Arizona State	1961
103	Ray Jackson, vs. Trinity (Texas)	1962
103	Gene Childs, vs. New Mexico State	1969
103	Phil Hatch, vs. Long Beach State	1971
103	Bobby McKinley, at BYU	1974
103	Scooter Menifee, vs. Lamar	1989
103	Scooter Menifee, at New Mexico State	1989
103	Howard Jackson, vs. Nevada	2001
103	Marcus Thomas, vs. East Carolina	2007
102	Delbert Thompson, vs. Utah	1980
102	John Harvey, vs. BYU	1985
102	Ivory Durio, vs. Wyoming	1993
101	Ken Heineman, vs. Greeley State	1937
101	Owen Price, vs. Arizona State	1940
100	Owen Price, at New Mexico State	1941
100	Pug Gabrel, vs. New Mexico State	1949
100	Jesse Whittenton, vs. Hardin-Simmons	1952
100	Gene Childs, vs. North Texas	1968
100	Robert Elliott, at Wyoming	1975
100	Kaio Aumua, vs. UNLV	1993
100	Kaio Aumua, at Fresno State	1993
100	Toraino Singleton, vs. Tulsa	1995
100	Howard Jackson, at Hawaii	2003

ANNUAL LEADER

Year	Name	Plays	Yards	AVG
1937	Ken Heineman	128	827	6.46
1938	Ken Heineman	122	589	4.83
1939	Ken Heineman	97	585	6.02
1940	Owen Price	118	596	5.05
1941	Owen Price	139	475	3.42
1942	Raymond Evans	120	624	5.20
1946	Ed Smith	67	414	6.18
1947	Ed Smith	135	742	5.50
1948	Fred Wendt	186	1,546	8.31
1949	Pug Gabrel	145	881	6.08
1950	Lee Cargile	101	573	5.67
1951	Clovis Riley	97	481	4.96
1952	Clovis Riley	140	670	4.79
1953	Clovis Riley	86	548	6.37
1954	Reeves Tevis	134	656	4.90
1955	Rusty Rutledge	77	374	4.86
1956	Jimmy Bevers	98	606	6.18
1957	Bob Forrest	70	365	5.21
1958	Charles Bradshaw	105	435	4.14
1959	Charles Bradshaw	115	547	4.76
1960	Charles Bradshaw	131	585	4.47
1961	Don Boyce	158	611	3.87
1962	Larry Durham	65	218	3.35
1963	Larry Durham	72	289	4.01
1964	Dick Weeks	133	539	4.05
1965	Dick Weeks	95	403	4.24
1966	Leroy Johnson	110	467	4.25
1967	Larry McHenry	94	356	3.79
1968	Gene Childs	118	520	4.41
1969	Gene Childs	151	641	4.25
1970	Phil Hatch	151	785	5.20
1971	James Berry	154	550	3.57
1972	Al Barnett	119	585	4.92
1973	Don Willis	121	608	5.02
1974	Mike Belev	141	522	3.70
1975	Robert Elliott	189	896	4.74
1976	Robert Elliott	204	861	4.22
1977	Robert Elliott	200	1,011	5.06
1978	Ray Holt	166	671	4.04
1979	James Copeland	160	638	3.99
1980	Delbert Thompson	213	923	4.33
1981	Delbert Thompson	102	560	5.49
1982	Kevin Ward	187	813	4.35
1983	Kevin Ward	155	608	3.92
1984	Tony George	105	555	5.29
1985	John Harvey	147	777	5.29
1986	John Harvey	165	878	5.32
1987	John Harvey	235	1,170	4.98
1988	John Harvey	131	751	5.73
1989	Scooter Menifee	124	533	4.30
1990	Kevin Bogan	137	532	3.88
1991	Kenny Brown	77	454	5.90
1992	Shawn Gray	117	402	3.44
1993	Kaio Aumua	129	642	4.98
1994	Toraino Singleton	289	1,277	4.42
1995	Toraino Singleton	268	1,358	5.07
1996	Joseph Polk	154	569	3.69
1997	Elzie Johnson	127	526	4.14
1998	Joseph Polk	155	676	4.36
1999	Paul Smith	272	1,258	4.63
2000	Chris Porter	142	681	4.80
2001	Chris Porter	79	454	5.75
2002	Howard Jackson	173	844	4.88
2003	Howard Jackson	208	1,146	5.51
2004	Howard Jackson	239	1,187	4.97
2005	Marcus Thomas	149	791	5.33
2006	Marcus Thomas	156	513	3.29
2007	Marcus Thomas	227	1,166	5.14
2008	Terrell Jackson	107	451	4.21
2009	Donald Buckram	259	1,594	6.15
2010	Joe Banyard	109	623	5.72
2011	Joe Banyard	127	832	6.55
2012	Nathan Jeffery	184	897	4.89

PASSING

SINGLE-GAME PASSING COMPLETIONS

38	Trevor Vittatoe, vs. East Carolina	2007
36	Sammy Garza, vs. Northern Michigan	1986
34	Jordan Palmer, vs. Texas Tech	2006
34	Jordan Palmer, at Marshall	2006
33	Jordan Palmer, vs. UAB	2005
32	Howard Gasser, vs. Air Force	1990
31	John Rayborn, at San Diego State	1998
30	Trevor Vittatoe, at Rice	2007
30	Trevor Vittatoe, at Houston	2010
29	Owen Price, vs. Loyola-Marymount	1941
29	Billy Stevens, vs. West Texas State	1965
29	Brooks Dawson, vs. UC-Santa Barbara	1968
29	Sammy Garza, at New Mexico	1986

SINGLE-GAME PASSING ATTEMPTS

65	Brooks Dawson, vs. UC-Santa Barbara	1968
59	Bill Craig, at Colorado State	1970
57	Trevor Vittatoe, at Rice	2007
56	Billy Stevens, vs. West Texas State	1965
55	Owen Price, vs. Loyola-Marymount	1941
55	Trevor Vittatoe, vs. East Carolina	2007
54	Trevor Vittatoe, at Houston	2010
53	Billy Stevens, vs. Arizona State	1965
53	Jordan Palmer, at Memphis	2005
52	Brooks Dawson, vs. North Texas	1968
52	Bill Craig, vs. New Mexico State	1969
52	Jordan Palmer, vs. UAB	2005

SEASON YARDS

Name	Year	G	A	C	I	PCT	Yards	TD
Jordan Palmer	2006	12	429	282	14	65.7	3,595	26
Jordan Palmer	2005	12	434	258	19	59.4	3,503	29
Trevor Vittatoe	2009	12	409	224	13	54.8	3,308	17
Trevor Vittatoe	2008	12	418	246	9	58.9	3,274	33
Sammy Garza	1986	12	410	258	19	62.9	3,140	21
Trevor Vittatoe	2007	12	407	224	7	55.0	3,101	25
Billy Stevens	1965	10	432	196	29	45.4	3,032	21
Jordan Palmer	2004	12	366	213	18	58.2	2,818	26
Trevor Vittatoe	2010	13	407	220	13	54.1	2,756	22
Rocky Perez	2000	11	338	200	6	59.2	2,661	26

SEASON YARDS PER GAME

Name	Year	G	A	C	I	PCT	Yards	TD	YPG
Billy Stevens	1965	10	432	196	29	45.4	3,032	21	303.2
Jordan Palmer	2006	12	429	282	14	65.7	3,595	26	299.6
Jordan Palmer	2005	12	434	258	19	59.4	3,503	29	291.9
Trevor Vittatoe	2009	12	409	224	13	54.8	3,308	17	275.7
Trevor Vittatoe	2008	12	418	246	9	58.9	3,274	33	272.8
Sammy Garza	1986	12	410	258	19	62.9	3,140	21	261.7
Trevor Vittatoe	2007	12	407	224	7	55.0	3,101	25	258.4
Rocky Perez	2000	11	338	200	6	59.2	2,661	26	241.9
Howard Gasser	1989	11	359	189	19	52.6	2,586	16	235.1
Jordan Palmer	2004	12	366	213	18	58.2	2,818	26	234.8

SEASON PASSING EFFICIENCY

(Minimum 15 attempts per game; 100 completions)

Name	Year	G	A	C	I	PCT	Yards	TD	PTS
Jordan Palmer	2006	12	429	282	14	65.7	3,595	26	149.60
Rocky Perez	2000	11	338	200	6	59.2	2,661	26	147.14
Jay Stuckey	1999	12	225	145	13	64.4	1,918	15	146.49
Trevor Vittatoe	2008	12	418	246	9	58.9	3,274	33	146.39
Jordan Palmer	2005	12	434	258	19	59.4	3,503	29	140.54
Jordan Palmer	2004	12	366	213	18	58.2	2,818	26	136.48
Trevor Vittatoe	2007	12	407	224	7	55.0	3,101	25	135.87
Sammy Garza	1986	12	410	258	19	62.9	3,140	21	134.89
Nick Lamaison	2011	9	224	130	10	58.0	1,718	12	131.21
Pat Hegarty	1988	12	330	181	9	54.8	2,529	17	130.77
Trevor Vittatoe	2009	12	409	224	13	54.8	3,308	17	130.07

SEASON COMPLETION PERCENTAGE

(Minimum 15 attempts per game; 100 completions)

Name	Year	A	C	Pct.
Jordan Palmer	2006	429	282	65.7
Jay Stuckey	1999	225	145	64.4
Sammy Garza	1986	410	258	62.9
Sammy Garza	1985	200	120	60.0
Jordan Palmer	2005	434	258	59.4
Rocky Perez	2000	338	200	59.2
Trevor Vittatoe	2008	418	246	58.9
Jordan Palmer	2004	366	213	58.2
Nick Lamaison	2011	224	130	58.0
Gary Keithley	1972	252	144	57.1

SINGLE-GAME COMPLETION PERCENTAGE

(minimum 10 completions)

.923	12-13	Jay Stuckey, vs. SMU	1999
.846	11-13	Matt Hickl, at Northern Illinois	1996
.824	14-17	Ken Heineman, vs. Northern Arizona	1937
.800	12-15	Sammy Garza, at Utah	1985
.800	24-30	Jordan Palmer, at Rice	2005
.789	15-19	Orlando Cruz, at New Mexico State	2002
.788	26-33	Jay Stuckey, at Rice	1999
.781	25-32	Sammy Garza, vs. Colorado State	1986
.778	21-27	Trevor Vittatoe, vs. Tulsa	2007
.767	23-30	John Rayborn, vs. Colorado State	1998

SINGLE-GAME PASSING TOUCHDOWNS

7	Sammy Garza, vs. Northern Michigan	1986
6	Billy Stevens, vs. BYU	1967
6	Brooks Dawson, at New Mexico	1967
5	Bob Laraba, at Arizona	1957
5	Billy Stevens, at New Mexico	1965
5	Billy Stevens, vs. Texas-Arlington	1966
5	Howard Gasser, vs. Utah	1989
5	John Rayborn, at Air Force	1995
5	Jordan Palmer, at UAB	2006
5	Trevor Vittatoe, at Rice	2007
5	Trevor Vittatoe, at Louisiana-Lafayette	2008
5	Trevor Vittatoe, vs. Marshall	2009
5	Trevor Vittatoe, vs. New Mexico State	2010

SEASON COMPLETIONS

Name	Year	G	C
Jordan Palmer	2006	12	282
Sammy Garza	1986	12	258
Jordan Palmer	2005	12	258
Trevor Vittatoe	2008	12	246
Trevor Vittatoe	2007	12	224
Trevor Vittatoe	2009	12	224
Trevor Vittatoe	2010	13	220
Jordan Palmer	2004	12	213
Rocky Perez	2000	11	200
Billy Stevens	1965	10	196

SEASON ATTEMPTS

Name	Year	G	A
Jordan Palmer	2005	12	434
Billy Stevens	1965	10	432
Jordan Palmer	2006	12	429
Trevor Vittatoe	2008	12	418
Trevor Vittatoe	1986	12	410
Trevor Vittatoe	2009	12	409
Trevor Vittatoe	2007	12	407
Trevor Vittatoe	2010	13	407
Jordan Palmer	2004	12	366
Howard Gasser	1989	11	359

CAREER YARDS

Name	Years	G	A	C	I	PCT	Yards	TD
Trevor Vittatoe	2007-10	49	1,641	914	42	55.7	12,439	97
Jordan Palmer	2003-06	46	1,427	851	64	59.6	11,084	88
Billy Stevens	1965-67	28	943	426	65	45.2	6,485	51
Sammy Garza	1983-86	40	817	483	47	59.1	6,130	35
Rocky Perez	1997-00	44	716	400	18	55.9	5,108	33
Pat Hegarty	1987-88	22	603	334	25	55.4	4,593	30
John Rayborn	1995-97-98	30	661	342	28	51.7	4,194	32
Mike Perez	1990-93	36	638	315	21	49.4	4,144	20
Bill Craig	1969-71	30	628	259	41	41.2	3,807	16
Howard Gasser	1989-90	17	502	273	22	54.4	3,609	21

CAREER YARDS PER GAME

(Minimum 2,500 yards; Player must have concluded his career)

Name	Years	G	A	C	I	PCT	Yards	TD	YPG
Trevor Vittatoe	2007-10	49	1,641	914	42	55.7	12,439	97	253.9
Jordan Palmer	2003-06	46	1,427	851	64	59.6	11,084	88	241.0
Billy Stevens	1965-67	28	943	426	65	45.2	6,485	51	231.6
Howard Gasser	1989-90	17	502	273	22	54.4	3,609	21	212.3
Pat Hegarty	1987-88	22	603	334	25	55.4	4,593	30	208.8
Nick Lamaison	2011-12	19	476	256	19	53.8	3,404	24	179.2
Gary Keithley	1971-72	20	470	267	24	56.8	3,245	13	162.3
Sammy Garza	1983-86	40	817	483	47	59.1	6,130	35	153.3
John Rayborn	1995, 97-98	30	661	342	28	51.7	4,194	32	139.8
Bill Craig	1969-71	30	628	259	41	41.2	3,807	16	126.9

CAREER PASSING EFFICIENCY

(Minimum 200 completions; Player must have concluded his career)

Name	Years	G	A	C	I	PCT	YDS	TD	PTS
Jordan Palmer	2003-06	46	1,427	851	64	59.6	11,084	88	136.26
Trevor Vittatoe	2007-10	49	1,641	914	42	55.7	12,439	97	133.76
Pat Hegarty	1987-88	22	603	334	25	55.4	4,593	30	127.50
Rocky Perez	1997-00	44	716	400	18	55.9	5,108	33	125.97
Sammy Garza	1983-86	40	817	483	47	59.1	6,130	35	124.78
Nick Lamaison	2011-12	19	476	256	19	53.8	3,404	24	122.51
Howard Gasser	1989-90	17	502	273	22	54.4	3,609	21	119.81
Brooks Dawson	1966-68	28	488	219	21	44.9	3,348	34	116.89
Gary Keithley	1971-72	20	470	267	24	56.8	3,245	13	113.72
John Rayborn	1995, 97-98	30	661	342	28	51.7	4,194	32	112.54

CAREER COMPLETION PERCENTAGE

(Minimum 200 completions; Player must have concluded his career)

Name	Years	A	C	PCT
Jordan Palmer	2003-06	1,427	851	59.6
Sammy Garza	1983-86	817	483	59.1
Gary Keithley	1971-72	470	267	56.8
Rocky Perez	1997-00	716	400	55.9
Trevor Vittatoe	2007-10	1,641	914	55.7
Pat Hegarty	1987-88	603	334	55.4
Howard Gasser	1989-90	502	273	54.4
Nick Lamaison	2011-12	476	256	53.8
John Rayborn	1995, 97-98	661	342	51.7
Mike Perez	1990-93	638	315	49.4

CAREER COMPLETIONS

Name	Years	G	C
Trevor Vittatoe	2007-10	49	914
Jordan Palmer	2003-06	34	851
Sammy Garza	1983-86	40	483
Billy Stevens	1965-67	28	426
Rocky Perez	1997-00	44	400
John Rayborn	1995, 97-98	30	342
Pat Hegarty	1987-88	22	334
Mike Perez	1990-93	36	315
John Furman	1958-61	39	297
Howard Gasser	1989-90	17	273

CAREER ATTEMPTS

Name	Years	G	A
Trevor Vittatoe	2007-10	49	1,641
Jordan Palmer	2003-06	34	1,427
Billy Stevens	1965-67	28	943
Sammy Garza	1983-86	40	817
Rocky Perez	1997-00	44	716
John Rayborn	1995, 97-98	30	661
Mike Perez	1990-93	36	638
Bill Craig	1969-71	30	628
John Furman	1958-61	39	626
Pat Hegarty	1987-88	22	603

CAREER TOUCHDOWN PASSES

Name	Years	G	TD
Trevor Vittatoe	2007-10	49	97
Jordan Palmer	2003-06	34	88
Billy Stevens	1965-67	28	51
Sammy Garza	1983-86	40	35
Brooks Dawson	1966-68	28	34
Rocky Perez	1997-00	44	33
John Rayborn	1995,		

200-YARD GAMES

517	Trevor Vittatoe, vs. Marshall	2009
507	Bill Craig, at Colorado State	1970
500	Billy Stevens, vs. North Texas	1965
458	Sammy Garza, vs. Northern Michigan	1986
455	Jordan Palmer, at UAB	2006
426	Brooks Dawson, vs. New Mexico State	1967
431	Jordan Palmer, at Memphis	2005
419	Trevor Vittatoe, vs. UAB	2009
414	Jordan Palmer, vs. New Mexico State	2006
410	Trevor Vittatoe, vs. SMU	2008
409	Trevor Vittatoe, vs. East Carolina	2007
407	Sammy Garza, at New Mexico	1986
402	Sammy Garza, vs. Utah	1986
401	Brooks Dawson, vs. North Texas	1968
396	Trevor Vittatoe, at SMU	2009
388	Howard Gasser, vs. Utah	1989
387	Jordan Palmer, at Rice	2005
386	Jordan Palmer, at Marshall	2006
384	Howard Gasser, at Air Force	1989
379	Jordan Palmer, vs. Houston	2005
376	Brooks Dawson, at New Mexico	1967
373	Trevor Vittatoe, at Rice	2007
365	Nick Lamaison, vs. Stony Brook	2011
364	Howard Gasser, vs. Air Force	1990
362	Trevor Vittatoe, at Houston	2008
360	Oscar Ramirez, vs. Colorado State	1977
360	Jordan Palmer, at SMU	2005
358	Wesley Phillips, vs. San Jose State	2001
355	Billy Stevens, vs. West Texas State	1965
351	Billy Stevens, vs. Texas-Arlington	1966
348	Bill Craig, vs. New Mexico State	1969
347	Omar Duarte, vs. SMU	2002
346	John Rayborn, at Utah	1998
342	Brooks Dawson, vs. UC-Santa Barbara	1968
340	Pat Hegarty, at Utah	1987
340	Jordan Palmer, vs. Tulsa	2005
340	Trevor Vittatoe, at Houston	2010
339	Jordan Palmer, vs. SMU	2004
338	Ken Heineman, vs. Northern Arizona	1937
337	Jordan Palmer, vs. UAB	2005
334	Jordan Palmer, vs. Texas Tech	2006
333	Bill Craig, at Utah	1970
328	Jordan Palmer, vs. Colorado	2004
327	Gary Keithley, vs. Lamar	1972
327	Trevor Vittatoe, vs. Rice	2010
326	Billy Stevens, vs. Arizona State	1965
323	Rocky Perez, at Nevada	2000
320	Rocky Perez, vs. Rice	2000
319	Billy Stevens, vs. Colorado State	1965
319	Trevor Vittatoe, vs. Tulsa	2007
319	Trevor Vittatoe, at Memphis	2009
317	Pat Hegarty, at Colorado State	1987
317	Jay Stuckey, at Rice	1999
317	Jordan Palmer, vs. Hawaii	2004
316	Gary Keithley, at BYU	1972
315	Jordan Palmer, vs. Rice	2006
313	Trevor Vittatoe, at East Carolina	2008
312	Jordan Palmer, at Tulsa	2004
309	Billy Stevens, vs. New Mexico State	1965
308	Trevor Vittatoe, at Tulane	2007
307	Brooks Dawson, at Arizona State	1968
307	Pat Hegarty, at Arizona State	1987
307	Jordan Palmer, vs. Memphis	2006
306	Trevor Vittatoe, at Tulsa	2008
304	Brooks Dawson, at BYU	1968
301	Howard Gasser, vs. Utah	1989
300	Billy Stevens, at North Texas	1966
300	Sammy Garza, at New Mexico State	1986
300	Nick Lamaison, vs. New Mexico State	2012
299	Howard Gasser, at San Diego State	1990
297	Billy Stevens, at New Mexico	1965
296	Jay Stuckey, at TCU	1999
296	Trevor Vittatoe, vs. Tulane	2008
295	Gary Keithley, vs. Pacific	1972
294	Trevor Vittatoe, at Louisiana-Lafayette	2008
294	Nick Lamaison, at Rice	2011
293	Billy Stevens, vs. BYU	1967
290	Gary Keithley, at Utah	1972
290	Sammy Garza, vs. Air Force	1986
290	Mike Perez, at Hawaii	1991
288	John Rayborn, at Air Force	1995
288	John Rayborn, vs. Colorado State	1998
287	Pat Hegarty, at Hawaii	1988
287	Jordan Palmer, vs. Tulsa	2003
285	Orlando Cruz, vs. Louisiana Tech	2003
284	Owen Price, vs. Loyola-Marymount	1941

284	Billy Stevens, at BYU	1966
281	John Rayborn, at San Diego State	1998
280	Rocky Perez, at San Jose State	2000
278	Rocky Perez, at Rice	1997
278	Jordan Palmer, at Tulane	2005
277	Owen Price, at Loyola-Marymount	1941
276	Pat Hegarty, at Tulsa	1988
276	Trevor Vittatoe, vs. Houston	2009
275	Gary Keithley, vs. Arizona State	1972
273	Billy Stevens, vs. Xavier	1965
273	Howard Gasser, vs. Lamar	1989
273	Frank Duncan, vs. New Mexico State	1973
272	John Rayborn, vs. San Diego State	1995
271	Bob Stewart, vs. New Mexico State	1968
271	Jordan Palmer, vs. SMU	2006
271	Trevor Vittatoe, vs. Tulsa	2009
269	Jay Stuckey, at Fresno State	1999
267	Trevor Vittatoe, vs. Texas	2008
267	Nick Lamaison, vs. Houston	2011
266	Trevor Vittatoe, at Southern Miss	2008
265	Rocky Perez, vs. Hawaii	2000
265	Trevor Vittatoe, vs. Rice	2008
263	Trevor Vittatoe, vs. UCF	2008
262	Sammy Garza, vs. New Mexico	1985
261	Billy Stevens, vs. Colorado State	1967
259	Jordan Palmer, at Louisiana Tech	2004
259	Nick Lamaison, at Wisconsin	2012
257	Howard Gasser, vs. San Diego State	1989
257	Rocky Perez, at SMU	1997
257	Carson Meger, at Tulsa	2012
256	Billy Stevens, at Arizona State	1966
256	Gary Keithley, vs. Arizona	1971
256	Pat Hegarty, at San Diego State	1987
255	Bill Craig, vs. Pacific	1970
253	Jordan Palmer, at Tulsa	2006
249	Billy Stevens, at Utah	1967
249	Wesley Phillips, vs. Tulsa	2001
249	Nick Lamaison, vs. Rice	2012
248	Omar Duarte, at Louisiana Tech	2002
248	Jordan Palmer, vs. Texas Southern	2005
247	Billy Stevens, at Wyoming	1965
247	Pat Hegarty, vs. Colorado State	1988
245	Sammy Garza, at San Diego State	1985
244	Pat Hegarty, vs. San Diego State	1988
244	Trevor Vittatoe, at Rice	2009
242	Sammy Garza, vs. Colorado State	1986
241	Oscar Ramirez, at New Mexico State	1978
241	Mike Perez, at BYU	1991
240	Bill Craig, vs. Utah	1969
240	Carson Meger, at USF	2011
239	Billy Stevens, at Arizona State	1967
238	Bob Stewart, vs. Long Beach State	1968
237	Howard Gasser, vs. Tulsa	1989
237	Rocky Perez, vs. New Mexico State	2000
237	Orlando Cruz, vs. San Jose State	2003
235	Pat Hegarty, vs. Colorado State	1988
235	Mike Perez, vs. BYU	1990
235	Jordan Palmer, vs. Boise State	2004
233	Bill Craig, at New Mexico	1969
233	Rocky Perez, at Arizona	1999
233	Trevor Vittatoe, vs. Buffalo	2009
232	Jay Cleveland, vs. BYU	1983
232	Sammy Garza, at Tennessee	1986
230	Jordan Palmer, vs. Tulane	2006
227	Sammy Garza, at Texas A&M	1984
227	Wesley Phillips, vs. Rice	2001
226	Pat Hegarty, vs. Utah	1988
226	Leonard Lijja, at San Jose State	1996
226	Trevor Vittatoe, at Tulane	2009
225	Leonard Lijja, vs. Rice	1996
223	John Furman, at New Mexico State	1960
223	Jordan Palmer, vs. Weber State	2004
220	Bill Craig, at Trinity (Texas)	1970
220	Sammy Garza, at New Mexico State	1984
219	Billy Stevens, vs. New Mexico State	1966
219	John Rayborn, at Fresno State	1995
218	Tres Sullivan, at Wyoming	1989
218	Mike Perez, vs. Utah	1991
218	Jordan Palmer, at San Jose State	2004
217	Rocky Perez, at TCU	2000
217	Wesley Phillips, vs. Nevada	2001
216	Dick Shinaut, at West Texas State	1953
215	Jay Stuckey, vs. San Jose State	1999
215	Jordan Palmer, vs. Marshall	2005
213	Dick Shinaut, vs. Sul Ross State	1952
213	Nick Lamaison, at Ole Miss	2012
215	Jordan Palmer, at San Diego State	2006

212	Rocky Perez, vs. Fresno State	2000
211	Bob Laraba, at Arizona	1957
211	Wesley Phillips, vs. New Mexico	2001
211	Jordan Palmer, at New Mexico	2006
210	Mike Perez, at New Mexico State	1991
209	Billy Stevens, at Arizona	1965
208	Billy Stevens, vs. TCU	1965
208	Pat Hegarty, vs. Mankato State	1988
208	Mike Perez, at Utah	1990
208	Shawn Gray, vs. Fresno State	1994
206	John Furman, vs. Utah State	1960
206	Rocky Perez, vs. SMU	2000
206	Jordan Palmer, at Houston	2006

205	Howard Gasser, vs. New Mexico	1989
205	Shawn Gray, at Tulsa	1994
204	Dick Shinaut, vs. North Texas	1952
204	Carson Meger, vs. Tulsa	2011
203	Pat Hegarty, vs. Air Force	1988
203	Pat Hegarty, vs. Southern Miss	1988
203	Mike Perez, vs. Wyoming	1990
203	Rocky Perez, at Texas A&M	2000
201	Frank Duncan, vs. Arizona State	1973
201	Sammy Garza, at Wyoming	1986
201	Rocky Perez, at Tulsa	2000
201	Rocky Perez, vs. Boise State	2000

ANNUAL LEADER

Year	Name	A	C	I	PCT	Yards	TD
1937	Ken Heineman	175	75	14	.429	1,282	6
1938	Ken Heineman	125	57	20	.456	787	8
1939	Ken Heineman	184	82	12	.446	804	4
1940	Gil Salcedo	66	27	5	.409	542	6
1941	Owen Price	208	94	19	.452	997	7
1942	Vic Clark	136	71	12	.522	846	6
1946	Vic Clark	107	61	8	.570	607	6
1947	Jim Bowden	93	53	7	.570	574	2
1948	Jim Bowden	38	26	3	.684	417	5
1949	Ralph Brewster	57	23	3	.404	419	4
1950	Bill McWilliams	67	30	6	.448	458	8
1951	Billy Bob Plumbley	122	65	15	.533	780	7
1952	Dick Shinaut	208	102	15	.490	1,520	13
1953	Dick Shinaut	92	53	6	.576	720	5
1954	Jesse Whittenton	111	45	8	.405	577	5
1955	Jesse Whittenton	113	50	8	.442	780	7
1956	Bob Laraba	75	26	7	.347	568	4
1957	Bob Laraba	52	27	3	.519	497	9
1958	John Furman	70	29	5	.414	355	1
1959	John Furman	184	89	10	.484	1,132	9
1960	John Furman	192	94	7	.490	1,094	4
1961	John Furman	180	85	10	.472	1,026	10
1962	Jerry Tucker	80	39	5	.488	473	5
1963	Jerry Tucker	181	70	15	.387	865	3
1964	Joe Harrison	57	20	5	.351	308	2
1965	Billy Stevens	432	196	29	.454	3,032	21
1966	Billy Stevens	305	140	17	.459	2,088	19
1967	Billy Stevens	206	90	19	.437	1,365	11
1968	Brooks Dawson	279	123	12	.441	1,764	14
1969	Bill Craig	285	111	23	.389	1,560	5
1970	Bill Craig	309	138	17	.447	2,123	10
1971	Gary Keithley	218	123	14	.564	1,375	6
1972	Gary Keithley	252	144	10	.571	1,870	7
1973	Frank Duncan	225	107	20	.476	1,370	7
1974	Bobby McKinley	195	95	12	.487	1,512	13
1975	Bobby McKinley	153	51	15	.333	673	3
1976	Steve Smith	125	46	15	.368	695	3
1977	Oscar Ramirez	202	83	17	.411	1,252	13
1978	Oscar Ramirez	278	118	23	.424	1,460	7
1979	Keith Castle	99	44	8	.444	475	0
1980	Keith Castle	90	42	7	.467	471	2
1981	Brad McEachern	124	71	6	.573	690	3
1982	Kevin Ward	208	94	10	.452	1,141	3
1983	Jay Cleveland	146	71	7	.486	834	1
1984	Sammy Garza	141	60	10	.468	899	4
1985	Sammy Garza	200	120	12	.600	1,654	6
1986	Sammy Garza	410	258	19	.629	3,140	21
1987	Pat Hegarty	273	153	16	.560	2,064	13
1988	Pat Hegarty	330	181	9	.548	2,529	17
1989	Howard Gasser	359	189	19	.526	2,586	16
1990	Mike Perez	211	100	9	.474	1,220	5
1991	Mike Perez	265	131	7	.494	1,913	10
1992	Shawn Gray	197	100	8	.508	1,297	2
1993	Corey Tucker	143	64	5	.448	889	4
1994	Shawn Gray	260	110	12	.423	1,662	9
1995	John Rayborn	295	156	13	.529	1,913	16
1996	Leonard Lijja	220	106	10	.482	1,193	9
1997	Rocky Perez	114	58	4	.509	728	2
1998	John Rayborn	258	139	6	.539	1,641	12
1999	Jay Stuckey	225	145	13	.644	1,918	15
2000	Rocky Perez	338	200	6	.592	2,661	26
2001	Wesley Phillips	257	143	11	.556	1,839	10
2002	Omar Duarte	161	79	4	.491	1,000	6
2003	Orlando Cruz	203	103	11	.507	1,360	6
2004	Jordan Palmer	366	213	18	.582	2,818	26
2005	Jordan Palmer	434	258	19	.594	3,503	29
2006	Jordan Palmer	429	282	14	.657	3,595	26
2007	Trevor Vittatoe	407	224	7	.550	3,101	25
2008	Trevor Vittatoe	418	246	9	.589	3,274	33
2009	Trevor Vittatoe	409	224	13	.548	3,308	17
2010	Trevor Vittatoe	407	220	13	.541	2,756	22
2011	Nick Lamaison	224	130	10	.580	1,718	12
2012	Nick Lamaison	252	126	9	.500	1,686	12

RECEIVING

SINGLE-GAME RECEPTIONS

17	Chuck Hughes, vs. Arizona State	1965
13	Johnnie Lee Higgins, Jr., vs. Texas Tech	2006
12	Chuck Hughes, vs. Colorado State	1965
12	Ed Puishes, at Trinity (Texas)	1970
12	Greg Taylor, vs. Lamar	1972
12	Harold Johnson, vs. San Diego State	1978
12	Ricki Lopez, vs. Air Force	1990
12	Jeff Moturi, vs. East Carolina	2007
11	Jimmy Walker, at Cincinnati	1951
11	Chuck Hughes, at BYU	1966
11	Ed Puishes, vs. New Mexico State	1969
11	Ed Puishes, at Trinity (Texas)	1970
11	Greg Taylor, at BYU	1972
11	Jimmy Carpenter, at San Diego State	1998

SINGLE-GAME TOUCHDOWN

RECEPTIONS		
4	Volley Murphy, vs. BYU	1967
3	John Connell, at Hawaii	1950
3	Jimmy Walker, at Cincinnati	1951
3	Ulysses Kendall, vs. Trinity (Texas)	1962
3	Chuck Hughes, vs. North Texas	1965
3	Chuck Hughes, at New Mexico	1965
3	Chuck Hughes, vs. Xavier	1965
3	Bob Wallace, vs. North Texas	1965
3	David Karns, at North Texas	1966
3	David Karns, vs. Texas-Arlington	1966
3	Volley Murphy, at New Mexico	1967
3	Reggie Barrett, vs. Utah	1989
3	Alvin Black, at Air Force	1995
3	Cedric Johnson, vs. Rice	1996
3	Lee Mays, vs. Rice	2000
3	Chris Francies, vs. Hawaii	2004
3	Johnnie Lee Higgins, Jr., vs. Houston	2005
3	Johnnie Lee Higgins, Jr., vs. NM State	2006
3	Johnnie Lee Higgins, Jr., at UAB	2006
3	Jeff Moturi, vs. Rice	2008
3	Kris Adams, vs. SMU	2008
3	Kris Adams, at Houston	2008
3	Kris Adams, vs. Rice	2010
3	Kris Adams, vs. BYU	2010

SEASON RECEPTIONS

Name	Year	REC	Yards	AVG	TD
Johnnie Lee Higgins, Jr.	2006	82	1,319	16.1	13
Chuck Hughes	1965	80	1,519	19.0	12
Lee Mays	2000	70	1,098	15.7	15
Jeff Moturi	2007	65	891	13.7	13
Brian Natkin	2000	64	787	12.3	4
Lee Mays	1999	60	881	14.7	9
Brian Natkin	1999	59	648	11.0	4
Reggie Barrett	1989	58	1,042	18.0	10
Ed Puishes	1970	57	1,000	17.5	3
Ed Puishes	1969	55	899	16.4	4

SEASON YARDAGE

Name	Year	REC	Yards	AVG	TD
Chuck Hughes	1965	80	1,519	19.0	12
Johnnie Lee Higgins, Jr.	2006	82	1,319	16.1	13
Lee Mays	2000	70	1,098	15.7	15
Kris Adams	2010	47	1,070	22.8	14
Reggie Barrett	1989	58	1,042	18.0	10
Ed Puishes	1970	57	1,000	17.5	3
Jeff Moturi	2009	53	974	18.4	4
Jordan Leslie	2012	51	973	19.1	6
Kris Adams	2008	50	958	19.2	14
Ed Puishes	1969	55	899	16.4	4

SEASON YARDS PER RECEPTION

(Minimum 20 receptions)

Name	Year	REC	Yards	AVG	TD
Kris Adams	2010	47	1,070	22.77	14
Volley Murphy	1967	40	876	21.90	12
Johnnie Lee Higgins, Jr.	2004	34	700	20.59	10
Eric Anderson	1985	24	484	20.17	1
Donavon Kemp	2011	23	456	19.83	1
Arnie Adkison	1987	31	597	19.26	3
Volley Murphy	1968	32	614	19.19	7
Kris Adams	2008	50	958	19.16	14
Jordan Leslie	2012	51	973	19.08	6
Mike Walker	1974	23	438	19.04	3
Alvin Black	1994	27	514	19.04	3

SEASON TOUCHDOWNS

Name	Year	G	TD
Lee Mays	2000	11	15
Kris Adams	2008	12	14
Kris Adams	2010	13	14
Johnnie Lee Higgins, Jr.	2006	12	13
Jeff Moturi	2007	12	13
Chuck Hughes	1965	10	12
Volley Murphy	1967	9	12
Reggie Barrett	1989	11	10
Johnnie Lee Higgins, Jr.	2004	12	10
David Karns	1966	10	10

CAREER RECEPTIONS

Name	Year	REC	Yards	AVG	TD
Lee Mays	1998-01	200	2,908	14.5	28
Johnnie Lee Higgins, Jr.	2003-06	190	3,218	16.9	32
Brian Natkin	1997-00	172	1,934	11.2	11
Jeff Moturi	2006-09	170	2,527	14.9	26
Chuck Hughes	1964-66	162	2,882	17.8	19
Reggie Barrett	1987-90	153	2,558	16.7	19
Kris Adams	2007-10	144	2,657	18.5	30
Ed Puishes	1969-71	138	2,234	16.2	8
Chris Francies	2002-05	128	2,022	15.8	12
Jimmy Carpenter	1995-98	126	1,836	14.6	7

CAREER YARDAGE

Name	Year	REC	Yards	AVG	TD
Johnnie Lee Higgins, Jr.	2003-06	190	3,218	16.9	32
Lee Mays	1998-01	200	2,908	14.5	28
Chuck Hughes	1964-66	162	2,882	17.8	19
Kris Adams	2007-10	144	2,657	18.5	30
Reggie Barrett	1987-90	153	2,558	16.7	19
Jeff Moturi	2006-09	170	2,527	14.9	26
Ed Puishes	1969-71	138	2,234	16.2	8
Bob Wallace	1965-67	123	2,161	17.6	19
Chris Francies	2002-05	128	2,022	15.8	12
Brian Natkin	1997-00	172	1,934	11.2	11

CAREER YARDS PER RECEPTION

(Minimum 35 receptions; Player must have concluded his career)

Name	Year	REC	Yards	AVG	TD
Ansel Littlejohn	1990-91	36	750	20.83	4
Volley Murphy	1967-68	72	1,490	20.69	19
Kris Adams	2007-10	144	2,657	18.45	30
Chuck Hughes	1965-66	162	2,882	17.79	19
Bob Wallace	1965-67	123	2,161	17.57	19
Harold Collins	1986-87	59	1,024	17.36	9
Frank Jarzombek	1977-80	52	889	17.10	8
Johnnie Lee Higgins, Jr.	2003-06	190	3,218	16.94	32
Reggie Barrett	1987-90	153	2,558	16.72	19
Gene Odell	1951-53	53	882	16.64	7

CAREER TOUCHDOWNS

Name	Years	G	TD
Johnnie Lee Higgins, Jr.	2003-06	49	32
Kris Adams	2007-10	48	30
Lee Mays	1998-01	45	28
Jeff Moturi	2006-09	44	26
Chuck Hughes	1964-66	30	19
Bob Wallace	1965-67	29	19
Volley Murphy	1967-68	18	19
Reggie Barrett	1987-90	36	19
David Karns	1966-68	25	14
Cedric Johnson	1993-96	44	14

CAREER 100-YARD GAMES

Name	Years	100-Yd Gms
Chuck Hughes	1964-66	13
Reggie Barrett	1987-90	12
Johnnie Lee Higgins, Jr.	2003-06	11
Ed Puishes	1969-71	10
Lee Mays	1998-01	10
Jeff Moturi	2006-09	10
Kris Adams	2007-10	10
Bob Wallace	1965-67	8
Volley Murphy	1967-68	6
J.J. Rowlett	1991-94	6
Bubba Garcia	1976-79	5
Chris Francies	2002-05	5
Jimmy Carpenter	1995-98	4
Jordan Leslie	2011-Present	4
Greg Taylor	1972	3
Lonnie Crittenden	1972-73	3
Harold Johnson	1975-78	3
Eric Anderson	1982-85	3
Glenn Bishop	1988-91	3
Jayson Boyd	2004-05	3
Michael Edwards	2011-12	3
Jimmy Walker	1949-51	2
Gene Odell	1952-53	2
David Karns	1966-68	2
Billy Taylor	1968-70	2
Arnie Adkison	1985-88	2
Keonta Golson	1997-98	2
Allan Ray	1997-00	2
Terrance Minor	1998-99, 01-02	2
Joe West	2003-07	2

Several players with one game

100-YARD GAMES

349	Chuck Hughes, vs. North Texas	1965	131	Jimmy Carpenter, at San Diego State	1998	111	Kris Adams, at Houston	2008	104	Reggie Barrett, at Wyoming	1989
254	Chuck Hughes, vs. Arizona State	1965	130	Terrance Minor, vs. SMU	2002	110	Kevin May, vs. Wyoming	1982	104	J.J. Rowlett, vs. Utah	1993
234	Volley Murphy, at New Mexico	1967	130	Michael Edwards, at East Carolina	2012	110	Arnie Adkison, at Colorado State	1987	104	Lee Mays, vs. New Mexico State	1999
233	Bob Wallace, vs. New Mexico State	1967	129	Lonnie Crittenden, vs. Pacific	1972	110	Brian Natkin, vs. Rice	2000	104	Lee Mays, at San Jose State	2000
223	Johnnie Lee Higgins, Jr., vs. New Mexico State	2006	129	Ansel Littlejohn, at Hawaii	1991	110	Marcus Thomas, at Tulane	2005	104	Chris Francies, vs. Rice	2002
218	Jordan Leslie, at Tulsa	2012	128	Kris Adams, vs. UCF	2008	109	Jackie Meeks, at Arizona	1959	104	Johnnie Lee Higgins, Jr., vs. Hawaii	2004
200	Arnie Adkison, at Utah	1987	127	Lee Mays, at Arizona	1999	109	Reggie Matthews, at BYU	1968	103	Bob Wallace, vs. New Mexico State	1966
198	Ed Puishes, at Colorado State	1970	127	Lorne Sam, vs. East Carolina	2007	109	Bubba Garcia, vs. Arizona	1977	103	Bob Wallace, vs. New Mexico State	1967
197	Greg Taylor, vs. Lamar	1972	127	Jeff Moturi, vs. Houston	2009	109	Barry Parker, vs. Air Force	1986	102	Volley Murphy, vs. New Mexico State	1968
187	Michael Edwards, at Rice	2011	126	Chuck Anderson, vs. West Texas State	1965	109	Lee Mays, vs. Hawaii	2000	102	Ed Puishes, at Colorado State	1969
184	Lee Mays, vs. San Jose State	2001	126	Ed Puishes, at Wyoming	1969	109	Jeff Moturi, vs. Rice	2008	102	Harold Johnson, vs. San Diego State	1978
181	Johnnie Lee Higgins, Jr., at UAB	2006	126	Johnnie Lee Higgins, Jr., vs. Louisiana Tech	2003	109	Donald Buckram, at Tulane	2009	102	J.J. Rowlett, at Utah	1994
179	Jeff Moturi, vs. Marshall	2009	126	Chris Francies, at Rice	2005	108	Bob Wallace, vs. Colorado State	1965	101	Jimmy Walker, at Cincinnati	1951
177	Reggie Barrett, at Hawaii	1988	126	Chris Francies, at SMU	2005	108	Harold Collins, vs. Northern Michigan	1986	101	Jimmy Walker, at Hardin-Simmons	1951
176	Greg Taylor, at BYU	1972	126	Jayson Boyd, at Memphis	2005	108	Reggie Barrett, at Hawaii	1989	101	Gene Odell, at Texas Tech	1952
175	Ed Puishes, vs. New Mexico State	1969	126	Kris Adams, at Tulsa	2008	108	J.J. Rowlett, vs. BYU	1992	101	Don Maynard, at Arizona	1957
174	Jeff Moturi, vs. Tulsa	2007	124	Volley Murphy, at Arizona State	1967	107	Keonta Golson, vs. BYU	1997	101	Ralph Kennedy, vs. Arizona State	1961
172	Ed Puishes, at Utah	1970	123	Ed Puishes, vs. Arizona State	1969	107	Allan Ray, vs. Tulsa	1999	101	Jeff Moturi, at New Mexico State	2007
170	Chuck Hughes, vs. Colorado State	1965	122	Jayson Boyd, vs. SMU	2004	106	Chuck Hughes, vs. West Texas State	1965	101	Joe West, at Texas Tech	2007
170	J.J. Rowlett, vs. BYU	1994	122	Johnnie Lee Higgins, Jr., vs. Colorado	2004	106	David Karns, at BYU	1968	100	Ed Puishes, at Arizona	1969
170	Chris Francies, vs. Tulsa	2005	122	Johnnie Lee Higgins, Jr., at Houston	2006	105	Bubba Garcia, vs. North Texas	1977	100	Alvin Black, at Tulsa	1994
168	Jordan Leslie, vs. Rice	2012	121	Chuck Hughes, at Arizona State	1966	105	Pierce Hunter, vs. Rice	2010	100	Fred Rouse, at Rice	2007
165	Reggie Barrett, vs. BYU	1990	121	Ed Puishes, vs. Utah	1969	104	Chuck Hughes, at Arizona	1965			
164	Chuck Hughes, at New Mexico	1965	121	Frank Jarzombek, vs. Air Force	1978						
164	Bob Wallace, at Utah	1965	121	Michael Edwards, vs. Rice	2012						
164	Lee Mays, at Oregon	1999	121	Eric Anderson, at Colorado State	1984						
163	Reggie Barrett, at Air Force	1989	120	Chris Francies, at Memphis	2005						
162	Gene Odell, at West Texas State	1953	119	Mike Anderson, vs. Arizona	1971						
162	Volley Murphy, at Arizona State	1968	119	Reggie Barrett, vs. Southern Miss	1988						
162	Ed Puishes, vs. Pacific	1970	119	Allan Ray, at SMU	1997						
162	Johnnie Lee Higgins, Jr., vs. Texas Tech	2006	119	Johnnie Lee Higgins, Jr., at Marshall	2006						
161	Jeff Moturi, vs. UAB	2009	2011	Jordan Leslie, vs. Tulsa	2011						
156	Lee Mays, at Nevada	2000	118	David Karns, vs. Texas-Arlington	1966						
156	Johnnie Lee Higgins, Jr., vs. Houston	2005	118	Harold Johnson, at BYU	1976						
154	Ed Puishes, at Trinity (Texas)	1970	118	J.J. Rowlett, at New Mexico State	1993						
153	Bob Wallace, vs. North Texas	1965	118	Jeff Moturi, at Memphis	2009						
153	Chuck Hughes, vs. New Mexico State	1965	117	Volley Murphy, vs. UC-Santa Barbara	1967						
153	Johnnie Lee Higgins, Jr., at Tulsa	2006	117	Reggie Barrett, vs. Utah	1989						
153	Joe West, vs. Southern Miss	2007	117	Reggie Barrett, at San Diego State	1990						
153	Jeff Moturi, at SMU	2009	116	Jerry Jones, at Colorado State	1982						
153	Kris Adams, vs. BYU	2010	116	Jimmy Carpenter, vs. San Diego State	1995						
151	Michael Edwards, at Wisconsin	2012	116	Cedric Johnson, at San Jose State	1996						
150	Lee Mays, vs. New Mexico State	2000	116	Chris Marrow, vs. Weber State	2004						
148	Lonnie Crittenden, vs. New Mexico State	1973	116	Jeff Moturi, at UCF	2007						
148	Jimmy Carpenter, vs. New Mexico	1997	116	Kris Adams, at East Carolina	2008						
148	Kris Adams, at Arkansas	2010	115	John Howle, vs. New Mexico State	1955						
147	Bubba Garcia, vs. Colorado State	1977	115	Chuck Hughes, vs. TCU	1965						
147	Jordan Leslie, vs. New Mexico State	2012	115	Chuck Hughes, vs. Texas-Arlington	1966						
146	Glenn Bishop, at Wyoming	1991	115	Volley Murphy, vs. BYU	1967						
145	Reggie Barrett, vs. Air Force	1990	115	Jimmy Carpenter, at Tulsa	1997						
145	Kris Adams, vs. SMU	2008	115	Terrance Minor, at San Jose State	2002						
143	David McMillan, vs. UC-Santa Barbara	1968	114	Chuck Hughes, vs. Colorado State	1964						
143	Lonnie Crittenden, at Utah	1972	114	Greg Taylor, vs. Lamar	1972						
143	Lee Mays, vs. SMU	2000	114	Bubba Garcia, at Wyoming	1977						
141	Glenn Bishop, at Utah	1990	114	Eric Anderson, vs. New Mexico	1985						
141	Kris Adams, at New Mexico	2010	114	Reggie Barrett, vs. Wyoming	1990						
140	Reggie Barrett, vs. San Diego State	1989	114	Glenn Bishop, at BYU	1991						
140	Jayson Boyd, vs. Colorado	2004	114	Kris Adams, at Houston	2010						
137	Keonta Golson, at Utah	1998	114	Donavon Kemp, vs. Stony Brook	2011						
135	Chuck Hughes, at Wyoming	1965	113	Billy Taylor, vs. New Mexico State	1969						
134	Johnnie Lee Higgins, Jr., at Memphis	2005	113	Jeff Moturi, vs. East Carolina	2007						
134	Kris Adams, vs. Rice	2010	112	Bob Wallace, at Arizona State	1966						
133	Bob Wallace, vs. Texas-Arlington	1966	112	Eric Anderson, at New Mexico State	1984						
132	Steve Marusich, vs. Houston	1946	112	Bob Keseday, at New Mexico	1986						
132	Ron Jones, vs. North Texas	1968	112	J.J. Rowlett, at Arizona	1993						
132	Bubba Garcia, at Colorado State	1978	112	Daniel Robinson, vs. Memphis	2006						
132	Reggie Barrett, vs. New Mexico	1989	111	Chuck Hughes, vs. Xavier	1965						
131	Jim Evans, vs. North Texas	1963	111	Paul White, vs. Colorado State	1967						
131	Billy Taylor, at Colorado State	1970	111	Harold Johnson, at New Mexico	1977						
			111	Lee Mays, vs. Rice	2000						

ANNUAL LEADER

Year	Name	NO	YDS	TD	Year	Name	NO	YDS	TD
1937	Red Andrews	31	480	n/a	1977	Bubba Garcia	53	826	9
1938	Morris Raney	17	281	n/a	1978	Bubba Garcia	40	451	2
1939	Charles Dean	20	316	n/a	1979	David Logston	18	190	1
1940	Jack Telford	23	318	n/a	1980	Delbert Thompson	22	172	0
1941	Jack Telford	28	418	n/a	1981	Delbert Thompson	27	272	1
1942	Albert Salem	36	401	n/a	1982	Jerry Jones	21	322	0
1946	Albert Salem	26	382	2	1983	Eric Anderson	24	285	1
1947	Ed Smith	12	169	1	1984	Eric Anderson	21	390	2
1948	Robert Grounds	11	183	2	1985	Larry Linne	30	481	3
1949	Robert Grounds	12	108	1	1986	Bob Keseday	47	620	2
1950	Jimmy Walker	17	228	2	1987	John Harvey	35	250	2
1951	Jimmy Walker	40	440	3	1988	Reggie Barrett	50	781	6
1952	John Birkhead	31	386	4	1989	Reggie Barrett	58	1,042	10
1953	Gene Odell	25	397	2	1990	Reggie Barrett	43	710	3
1954	John Howle	28	365	1	1991	Glenn Bishop	38	676	4
1955	Dick Forrest	18	339	2	1992	J.J. Rowlett	33	442	1
1956	Dick Forrest	9	137	2	1993	J.J. Rowlett	32	508	2
1957	Dick Forrest	11	138	1	1994	J.J. Rowlett	35	664	3
1958	Lee Allan Jones	14	187	1	1995	Alvin Black	39	349	5
1959	Larry Meeks	24	263	1	1996	Cedric Johnson	52	634	7
1960	Del Williams	36	414	2	1997	Jimmy Carpenter	47	767	3
1961	Ralph Kennedy	18	349	2	1998	Jimmy Carpenter	52	691	1
1962	Jim Evans	21	242	0	1999	Lee Mays	60	881	9
1963	Jim Evans	36	480	2	2000	Lee Mays	70	1,098	15
1964	Chuck Hughes	34	616	2	2001	Lee Mays	53	733	1
1965	Chuck Hughes	80	1,519	12	2002	Terrance Minor	41	630	7
1966	Chuck Hughes	48	747	5	2003	Chris Marrow	34	467	3
1967	Volley Murphy	40	876	12	2004	Jayson Boyd	42	560	5
1968	David Karns	34	419	3	2005	Johnnie Lee Higgins, Jr.	49	837	9
1969	Ed Puishes	55	899	4	2006	Johnnie Lee Higgins, Jr.	82	1,319	13
1970	Ed Puishes	57	1,000	3	2007	Jeff Moturi	65	891	13
1971	Mike Anderson	33	410	1	2008	Kris Adams	50	958	14
1972	Greg Taylor	53	878	4	2009	Jeff Moturi	53	974	4
1973	Lonnie Crittenden	40	650	5	2010	Kris Adams	47	1,070	14
1974	Mike Walker	23	438	3	2011	Michael Edwards	50	657	3
1975	Bill Avery	18	271	3	2012	Jordan Leslie	51	973	6
1976	Harold Johnson	16	314	1					

SCORING

SINGLE-GAME POINTS

42	Fred Wendt, vs. New Mexico State	1948	18	John Harvey, at Utah	1987
30	Volley Murphy, vs. BYU	1967	18	Willie Fuller, vs. Utah	1988
30	John Harvey, vs. Weber State	1988	18	Reggie Barrett, vs. Utah	1989
24	Ed Smith, at Arizona State	1946	18	Toraino Singleton, at Tulsa	1994
24	Ray Holt, at Texas-Arlington	1974	18	Alvin Black, at Air Force	1995
24	John Harvey, vs. Utah	1986	18	Toraino Singleton, at Arizona State	1995
24	John Harvey, vs. Weber State	1988	18	Cedric Johnson, vs. Rice	1996
24	Howard Jackson, vs. Sacramento State	2002	18	Paul Smith, vs. New Mexico State	1999
24	Donald Buckram, vs. Houston	2009	18	Paul Smith, vs. SMU	1999
24	Donald Buckram, at Tulane	2009	18	Paul Smith, at Rice	1999
21	Ken Heineman, vs. Northern Arizona	1937	18	Lee Mays, vs. Rice	2000
20	Ken Heineman, at Arizona	1938	18	Sherman Austin, vs. Texas Southern	2001
18	Owen Price, vs. New Mexico State	1940	18	Chris Porter, vs. Louisiana Tech	2001
18	Lee Cargile, at Hawaii	1950	18	Orlando Cruz, vs. Louisiana Tech	2003
18	Jimmy Walker, at Cincinnati	1951	18	Chris Francies, vs. Hawaii	2004
18	Clovis Riley, vs. New Mexico State	1953	18	Howard Jackson, at Tulsa	2004
18	Jimmy Bevers, vs. New Mexico	1956	18	Reagan Schneider, vs. Houston	2005
18	Charles Bradshaw, vs. New Mexico	1960	18	Johnnie Lee Higgins, Jr., vs. Houston	2005
18	Ulysses Kendall, vs. Trinity	1962	18	Johnnie Lee Higgins, Jr., vs. New Mexico State	2006
18	Chuck Hughes, vs. North Texas	1965	18	Johnnie Lee Higgins, Jr., at UAB	2006
18	Chuck Hughes, at New Mexico	1965	18	Marcus Thomas, at SMU	2007
18	Chuck Hughes, vs. Xavier	1965	18	Marcus Thomas, vs. Tulsa	2007
18	Dave Karns, vs. New Mexico	1966	18	Jose Martinez, vs. East Carolina	2007
18	Dave Karns, vs. Texas-Arlington	1966	18	Jeff Moturi, vs. Rice	2008
18	Volley Murphy, at New Mexico	1967	18	Kris Adams, vs. SMU	2008
18	James Berry, vs. Long Beach State	1971	18	Jose Martinez, vs. SMU	2008
18	John Harvey, at Colorado State	1985	18	Kris Adams, at Houston	2008
18	John Harvey, vs. Hawaii	1987	18	Donald Buckram, vs. UAB	2009
18	John Harvey, vs. Lamar	1987	18	Donald Buckram, at Rice	2009
			18	Kris Adams, vs. Rice	2010
			18	Kris Adams, vs. BYU	2010

SEASON POINTS PER GAME

Name	Year	G	TD	XPT	FG	PTS	PPG
Fred Wendt	1948	10	20	32	0	152	15.2
Donald Buckram	2009	12	21	0	0	126	10.5
Chris Jacke	1988	12	0	48	25	123	10.3
John Harvey	1987	11	18	0	0	108	9.8
Marcus Thomas	2007	11	18	0	0	108	9.8
Jose Martinez	2008	12	0	45	20	105	8.8
Lee Mays	2000	11	15	0	0	90	8.2
Reagan Schneider	2004	12	0	52	15	97	8.1
Volley Murphy	1967	9	12	0	0	72	8.0
Reagan Schneider	2005	12	0	41	18	95	7.9
Jose Martinez	2007	12	0	44	17	95	7.9

SEASON POINTS

(Overall)

Name	Year	G	TD	XPT	FG	PTS	PPG
Fred Wendt	1948	10	20	32	0	152	15.2
Donald Buckram	2009	12	21	0	0	126	10.5
Chris Jacke	1988	12	0	48	25	123	10.3
John Harvey	1987	11	18	0	0	108	9.8
Marcus Thomas	2007	11	18	0	0	108	9.8
Jose Martinez	2008	12	0	45	20	105	8.8
Reagan Schneider	2004	12	0	52	15	97	8.1
Reagan Schneider	2005	12	0	41	18	95	7.9
Jose Martinez	2007	12	0	44	17	95	7.9
Lee Mays	2000	11	15	0	0	90	8.2
John Harvey	1986	12	15	0	0	90	7.5
Johnnie Lee Higgins, Jr.	2006	12	15	0	0	90	7.5

SEASON POINTS

(Non-Kickers)

Name	Year	G	TD	XPT	FG	PTS
Fred Wendt	1948	10	20	32	0	152
Donald Buckram	2009	12	21	0	0	126
John Harvey	1987	11	18	0	0	108
Marcus Thomas	2007	11	18	0	0	108
Lee Mays	2000	11	15	0	0	90
John Harvey	1986	12	15	0	0	90
Johnnie Lee Higgins, Jr.	2006	12	15	0	0	90
Kris Adams	2008	12	14	0	0	84
Kris Adams	2010	13	14	0	0	84
Chuck Hughes	1965	10	13	0	0	78
Paul Smith	1999	12	13	0	0	78
Jeff Moturi	2007	12	13	0	0	78

CAREER POINTS PER GAME

(Minimum 100 points; Player must have concluded his career)

Name	Years	G	TD	XPT	FG	PTS	PPG
Jose Martinez	2007-08	24	0	89	37	200	8.33
John Harvey	1985-88	42	51	0	0	306	7.29
Fred Wendt	1942, 46-48	28	26	39	0	195	6.96
Volley Murphy	1967-68	18	19	0	0	114	6.33
Reagan Schneider	2003-06	46	0	137	50	287	6.24
Dakota Warren	2010-12	26	0	75	25	150	5.77
Clovis Riley	1951-53	30	25	0	0	150	5.00
Pug Gabrel	1947-50	34	28	1	0	169	4.97
Toraino Singleton	1994-95	23	19	0	0	114	4.96
Ricky Bishop	1997-00	45	0	96	42	222	4.93

CAREER POINTS

(Overall)

Name	Years	G	TD	XPT	FG	PTS
John Harvey	1985-88	42	51	0	0	306
Reagan Schneider	2003-06	46	0	137	50	287
Ricky Bishop	1997-00	45	0	96	42	222
Johnnie Lee Higgins, Jr.	2003-06	49	35	0	0	210
Marshall Young	1992-95	46	0	97	35	202
Jose Martinez	2007-08	24	0	89	37	200
Fred Wendt	1942, 46-48	28	26	39	0	195
Marcus Thomas	2004-07	43	32	0	0	192
Hugo Castellanos	1984-87	43	0	75	38	189
Howard Jackson	2001-04	45	31	0	0	186

CAREER POINTS

(Non-Kickers)

Name	Years	G	TD	XPT	FG	PTS
John Harvey	1985-88	42	51	0	0	306
Johnnie Lee Higgins, Jr.	2003-06	49	35	0	0	210
Fred Wendt	1942, 46-48	28	26	39	0	195
Marcus Thomas	2004-07	43	32	0	0	192
Howard Jackson	2001-04	45	31	0	0	186
Kris Adams	2007-10	48	30	0	0	180
Lee Mays	1998-01	45	28	1	0	170
Pug Gabrel	1947-50	34	28	1	0	169
Jeff Moturi	2006-09	44	26	0	0	156
Jesse Whittenton	1952-55	39	17	50	0	152

ANNUAL LEADER

Year	Name	TD	XPT	2PT	FG	PTS	Year	Name	TD	XPT	2PT	FG	PTS
1946	Ed Smith	7	0	0	0	42	1979	Steve Folkner	0	11	0	5	26
1947	Ed Smith	8	0	0	0	48	1980	Keith Castle	4	0	0	0	24
1948	Fred Wendt	20	32	0	0	152	1981	Scott Wedell	0	15	0	7	36
1949	Pug Gabrel	11	0	0	0	66	1982	Scott Wedell	0	16	0	11	49
1950	Tom Steel	8	0	0	0	48	1983	Scott Wedell	0	13	0	15	58
1951	Clovis Riley	7	0	0	0	42	1984	Hugo Castellanos	0	13	0	11	46
1952	Clovis Riley	11	0	0	0	66	1985	Hugo Castellanos	0	12	0	11	45
1953	Clovis Riley	7	0	0	0	42	1986	John Harvey	15	0	0	0	90
1954	Jesse Whittenton	6	25	0	0	61	1987	John Harvey	18	0	0	0	108
1955	Jesse Whittenton	4	21	0	0	45	1988	Chris Jacke	0	48	0	25	123
1956	Jim Bevers	9	0	0	0	54	1989	Reggie Barrett	10	0	0	0	60
1957	Don Maynard	8	11	0	0	59	1990	Jason Gillespie	0	13	0	11	46
1958	Bob Laraba	6	3	1	0	41	1991	Jason Gillespie	0	22	0	14	64
1959	Kent Babb	3	12	2	1	37	1992	Marshall Young	0	26	0	8	50
1960	Charles Bradshaw	7	0	0	0	42	1993	Marshall Young	0	23	0	11	56
1961	Don Boyce	6	6	0	0	42	1994	Toraino Singleton	11	0	0	0	66
1962	Ulysses Kendall	5	0	0	0	30	1995	Toraino Singleton	8	0	0	0	48
1963	Jerry Tucker	4	0	0	0	24	1996	Cedric Johnson	8	0	1	0	50
1964	Chuck Hughes	3	0	0	0	18	1997	Ola Kimrin	0	8	0	5	23
	Dick Weeks	3	0	0	0	18	1998	Ricky Bishop	0	19	0	15	64
1965	Chuck Hughes	13	0	0	0	78	1999	Paul Smith	13	0	0	0	78
1966	David Karns	10	0	0	0	60	2000	Lee Mays	15	0	0	0	90
1967	Volley Murphy	12	0	0	0	72	2001	Keith Robinson	0	27	0	6	45
1968	Volley Murphy	7	0	0	0	42	2002	Keith Robinson	0	28	0	8	52
1969	Jeff White	0	17	0	5	32	2003	Howard Jackson	8	0	0	0	48
1970	Phil Hatch	9	0	0	0	54	2004	Reagan Schneider	0	52	0	15	97
1971	Gary Keithley	6	0	0	0	36	2005	Reagan Schneider	0	41	0	18	95
1972	Al Barrett	6	0	1	0	38	2006	Johnnie Lee Higgins, Jr.	15	0	0	0	90
1973	Bronko Belichesky	0	12	0	10	42	2007	Marcus Thomas	18	0	0	0	108
1974	Bronko Belichesky	0	28	0	6	46	2008	Jose Martinez	0	45	0	20	105
1975	Miguel Alvarez	0	8	0	11	41	2009	Donald Buckram	21	0	0	0	126
1976	Miguel Alvarez	0	13	0	9	40	2010	Kris Adams	14	0	0	0	84
1977	Bubba Garcia	9	0	0	0	54	2011	Leilyon Myers	12	0	0	0	72
1978	Oscar Ramirez	5	0	0	0	30	2012	Steven Valadez	0	25	0	10	55

KICKING

SINGLE-GAME FIELD GOALS

5	Reagan Schneider, vs. Houston	2005
5	Jose Martinez, vs. East Carolina	2007
5	Jose Martinez, vs. SMU	2008
4	Scott Wedell, vs. Weber State	1983
4	Chris Jacke, vs. Colorado State	1988
4	Jason Gillespie, vs. Hawaii	1990
4	Jason Gillespie, at Colorado State	1990
4	Reagan Schneider, vs. Weber State	2004
3	Jeff White, vs. New Mexico State	1968
3	Jeff White, at Colorado State	1970
3	Bronko Belichesky, vs. Pacific	1973
3	Bronko Belichesky, at Arizona State	1974
3	Scott Wedell, vs. Texas A&I	1981
3	Hugo Castellanos, at Texas A&M	1984
3	Hugo Castellanos, at New Mexico State	1984
3	Hugo Castellanos, vs. BYU	1985
3	Hugo Castellanos, vs. New Mexico	1985
3	Hugo Castellanos, at San Diego State	1987
3	Chris Jacke, vs. Mankato State	1988
3	Chris Jacke, vs. San Diego State	1988
3	Chris Jacke, vs. Air Force	1988
3	Dominick Cefalone, vs. New Mexico	1989
3	Jason Gillespie, at Utah	1990
3	Marshall Young, vs. New Mexico	1993
3	Marshall Young, vs. Fresno State	1994
3	Jon Olsen, at Northern Illinois	1996
3	Ricky Bishop, at New Mexico	1998
3	Ricky Bishop, at Fresno State	1999
3	Ricky Bishop, vs. SMU	2000
3	Ricky Bishop, vs. Hawaii	2000
3	Ricky Bishop, at Boise State	2000
3	Keith Robinson, at Hawaii	2003
3	Reagan Schneider, at Louisiana Tech	2004

SEASON POINTS

Name	Year	PAT	PCT	FG	PCT	PTS
Chris Jacke	1988	48-48	1.000	25-27	.926	123
Jose Martinez	2008	45-46	.978	20-27	.741	105
Reagan Schneider	2004	52-53	.981	15-20	.750	97
Reagan Schneider	2005	41-41	1.000	18-23	.783	95
Jose Martinez	2007	44-46	.957	17-20	.850	95
Reagan Schneider	2006	34-37	.919	16-20	.800	82
Ricky Bishop	2000	40-43	.930	13-18	.722	79
Logan Barrett	2009	39-41	.951	13-18	.722	78
Dakota Warren	2010	42-42	1.000	12-20	.600	78
Dakota Warren	2011	32-34	.941	13-22	.591	71

SEASON FIELD GOALS

Name	Year	G	FG
Chris Jacke	1988	12	25
Jose Martinez	2008	12	20
Reagan Schneider	2005	12	18
Jose Martinez	2007	12	17
Reagan Schneider	2006	12	16
Scott Wedell	1983	12	15
Ricky Bishop	1998	11	15
Reagan Schneider	2004	12	15
Jason Gillespie	1991	12	14
Ricky Bishop	2000	11	13
Logan Barrett	2009	12	13
Dakota Warren	2011	11	13

SEASON FIELD GOAL PERCENTAGE

(Minimum 10 attempts)

Name	Year	FG	FGA	PCT
Chris Jacke	1988	25	27	.926
Jose Martinez	2007	17	20	.850
Marshall Young	1993	11	13	.846
Reagan Schneider	2006	16	20	.800
Hugo Castellanos	1984	11	14	.786
Reagan Schneider	2005	18	23	.783
Hugo Castellanos	1987	10	13	.769
Scott Wedell	1983	15	20	.750
Ricky Bishop	1998	15	20	.750
Reagan Schneider	2004	15	20	.750

3	Reagan Schneider, vs. New Mexico State	2006
3	Jose Martinez, vs. UCF	2008
3	Jose Martinez, vs. Rice	2008
3	Dakota Warren, vs. Memphis	2010
3	Dakota Warren, at New Mexico State	2011
3	Dakota Warren, at Tulane	2011

SINGLE-GAME EXTRA POINTS (PAT'S)

9	Jerry Waddles, at New Mexico	1967
8	Reagan Schneider, vs. Sam Houston State	2003
7	Chris Jacke, vs. San Diego State	1988
7	Keith Robinson, vs. Texas Southern	2001
7	Reagan Schneider, vs. SMU	2004
7	Jose Martinez, vs. Texas Southern	2007
7	Jose Martinez, vs. UCF	2008
7	Logan Barrett, vs. Houston	2009
6	Fred Wendt, vs. New Mexico State	1948
6	Chris Jacke, at New Mexico State	1988
6	Chris Jacke, at Hawaii	1988
6	Chris Jacke, vs. Weber State	1988
6	Ricky Bishop, vs. New Mexico State	1999
6	Ricky Bishop, vs. SMU	1999
6	Keith Robinson, vs. Sacramento State	2002
6	Reagan Schneider, vs. New Mexico State	2004
6	Reagan Schneider, vs. Hawaii	2004
6	Reagan Schneider, at Tulane	2005
6	Jose Martinez, at SMU	2007
6	Jose Martinez, vs. Tulsa	2007
6	Dakota Warren, vs. New Mexico State	2010
6	Dakota Warren, vs. Rice	2010
6	Dakota Warren, vs. Houston	2011

SEASON POINTS AFTER TOUCHDOWNS

Name	Year	G	PAT
Reagan Schneider	2004	12	52
Chris Jacke	1988	12	48
Jose Martinez	2008	12	45
Jose Martinez	2007	12	44
Dakota Warren	2010	13	42
Reagan Schneider	2005	12	41
Ricky Bishop	2000	11	40
Logan Barrett	2009	12	39
Joe Cook	1965	10	37
Reagan Schneider	2006	12	34

SEASON POINT AFTER TOUCHDOWN PERCENTAGE

(Minimum 20 made)

Name	Year	FG	FGA	PCT
Chris Jacke	1988	48	48	1.000
Dakota Warren	2010	42	42	1.000
Reagan Schneider	2005	41	41	1.000
Marshall Young	1995	29	29	1.000
Keith Robinson	2002	28	28	1.000
Marshall Young	1992	26	26	1.000
Reagan Schneider	2004	52	53	.981
Jose Martinez	2008	45	46	.978
Keith Robinson	2001	27	28	.964
Keith Robinson	2003	26	27	.963

CAREER POINTS

Name	Years	PAT	PCT	FG	PCT	PTS
Reagan Schneider	2003-06	137-141	.972	50-67	.746	287
Ricky Bishop	1997-00	96-103	.932	42-58	.724	222
Marshall Young	1992-95	97-100	.970	35-51	.686	202
Jose Martinez	2007-08	89-92	.967	37-47	.787	200
Hugo Castellanos	1984-87	75-79	.949	38-51	.745	189
Scott Wedell	1980-83	60-65	.923	35-56	.625	165
Chris Jacke	1984-86, 88	66-69	.957	30-35	.857	156
Dakota Warren	2010-12	75-77	.974	25-45	.556	150
Keith Robinson	2001-03	81-83	.976	21-36	.583	144
Miguel Alvarez	1975-77	37-45	.822	28-54	.519	121

CAREER FIELD GOALS

Name	Years	G	FG
Reagan Schneider	2003-06	46	50
Ricky Bishop	1997-00	45	42
Hugo Castellanos	1984-87	43	38
Jose Martinez	2007-08	24	37
Scott Wedell	1980-83	47	35
Marshall Young	1992-95	46	35
Chris Jacke	1984-86, 88	35	30
Miguel Alvarez	1975-77	34	28
Jason Gillespie	1989-91	26	25
Dakota Warren	2010-12	24	25

CAREER FIELD GOAL PERCENTAGE

(Minimum 20 attempts; Player must have concluded his career)

Name	Years	FG	FGA	PCT
Chris Jacke	1984-86, 88	30	35	.857
Jose Martinez	2007-08	37	47	.787
Reagan Schneider	2003-06	50	67	.746
Hugo Castellanos	1984-87	38	51	.745
Ricky Bishop	1997-00	42	58	.724
Marshall Young	1992-95	35	51	.686
Scott Wedell	1980-83	35	56	.625
Jason Gillespie	1989-91	25	41	.610
Keith Robinson	2001-03	21	36	.583
Dakota Warren	2010-12	25	45	.556

CAREER POINT AFTER TOUCHDOWNS

Name	Years	G	PAT
Reagan Schneider	2003-06	46	137
Marshall Young	1992-95	46	97
Ricky Bishop	1997-00	45	96
Jose Martinez	2007-08	24	89
Keith Robinson	2001-03	34	81
Hugo Castellanos	1984-87	43	75
Dakota Warren	2010-12	26	75
Chris Jacke	1984-86, 88	35	66
Jerry Waddles	1980-83	29	61
Scott Wedell	1980-83	47	60

CAREER POINT AFTER TOUCHDOWN PERCENTAGE

(Minimum 40 made; Player must have concluded his career)

Name	Years	PAT	PATA	PCT
Keith Robinson	2001-03	81	83	.976
Dakota Warren	2010-12	75	77	.974
Reagan Schneider	2003-06	137	141	.972
Marshall Young	1992-95	97	100	.970
Jose Martinez	2007-08	89	92	.967
Chris Jacke	1984-86, 88	66	69	.957
Hugo Castellanos	1984-87	75	79	.949
Ricky Bishop	1997-00	96	103	.932
Scott Wedell	1980-83	60	65	.923
Bronko Belichesky	1973-74	40	45	.889

ANNUAL LEADER

YEAR	NAME	PAT	FG	LG	PTS
1946	Coleman Huffman	14-19	0	-	14
1947	Fred Wendt	7-10	0	-	*7
1948	Fred Wendt	32-45	0	-	*32
1949	Jim Davis	28-38	1	n/a	31
1950	Jim Davis	31-41	0	-	31
1951	Dick Shinaut	8-15	0	-	8
1952	Dick Shinaut	27-33	1	n/a	30
1953	Dick Shinaut	13-15	0	-	*13
1954	Jesse Whittenton	25-30	0	-	*25
1955	Jesse Whittenton	21-25	0	-	*21
1956	Berman Corbell	19-24	2-3	n/a	25
1957	Don Maynard	11-18	0	-	*11
1958	Bob Laraba	3-6	0	-	*3
1959	Kent Babb	12-14	1-1	26	*15
1960	John Furman	6-7	0-0	-	*6
1961	Don Boyce	6-11	0-0	-	*6
1962	Curtis Robertson	8-9	1-3	24	11
1963	Curtis Robertson	9-13	1-2	21	12
1964	Julius Glosson	2-6	0-0	-	2
1965	Joe Cook	37-40	5-12	34	58
1966	Jerry Waddles	18-23	6-8	39	36
1967	Jerry Waddles	30-38	9-18	46	57
1968	Jerry Waddles	13-18	2-6	27	19
	Jeff White	7-7	4-8	52	19
1969	Jeff White	17-19	5-16	39	32
1970	Jeff White	19-25	10-19	46	49
1971	Ray Brahm	14-15	4-13	36	26
1972	Jack West	9-11	0-3	-	*9
1973	Bronko Belichesky	12-14	10-18	55	42
1974	Bronko Belichesky	28-31	6-14	51	46
1975	Miguel Alvarez	8-8	11-21	47	41
1976	Miguel Alvarez	13-18	9-17	55	40
1977	Miguel Alvarez	16-19	8-16	43	40
1978	Steve Folkner	13-19	2-6	47	19
1979	Steve Folkner	11-13	5-12	51	26
1980	Scott Wedell	16-18	2-7	46	22
1981	Scott Wedell	15-17	7-11	58	36
1982	Scott Wedell	16-16	11-18	47	49
1983	Scott Wedell	13-14	15-20	52	58
1984	Hugo Castellanos	13-14	11-14	43	46
1985	Hugo Castellanos	12-12	11-15	50	45
1986	Hugo Castellanos	17-18	6-9	47	35
1987	Hugo Castellanos	33-35	10-13	55	63
1988	Chris Jacke	48-48	25-27	52	123
1989	Dominick Cefalone	17-19	9-16	47	44
1990	Jason Gillespie	13-13	11-16	50	46
1991	Jason Gillespie	22-23	14-25	53	64
1992	Marshall Young	26-26	8-9	47	47
1993	Marshall Young	23-24	11-13	47	56
1994	Marshall Young	19-21	10-18	53	49
1995	Marshall Young	29-29	6-11	45	47
1996	Jon Olsen	18-19	9-13	49	45
1997	Ola Kimrin	8-8	5-8	32	23
1998	Ricky Bishop	19-21	15-20	48	64
1999	Ricky Bishop	31-33	11-15	49	64
2000	Ricky Bishop	40-43	13-18	48	79
2001	Keith Robinson	27-28	6-10	39	45
2002	Keith Robinson	28-28	8-12	59	52
2003	Keith Robinson	26-27	7-14	48	47
2004	Reagan Schneider	52-53	15-20	52	97
2005	Reagan Schneider	41-41	18-23	49	95
2006	Reagan Schneider	34-37	16-20	56	82
2007	Jose Martinez	44-46	17-20	57	95
2008	Jose Martinez	45-46	20-27	64	105
2009	Logan Barrett	39-41	13-18	40	78
2010	Dakota Warren	42-42	12-20	57	78
2011	Dakota Warren	32-34	13-22	47	71
2012	Steven Valadez	25-27	10-15	45	55

</

INTERCEPTIONS

SINGLE-GAME INTERCEPTIONS

4	Charlie West, at West Texas State	1966
3	Ken Heineman, vs. Arizona	1939
3	Mike Maros, vs. Wichita State	1939
3	Gerald Campbell, at New Mexico	1950
3	Ron Bostwick, vs. West Texas State	1965
3	Danny Taylor, vs. BYU	1985
3	Ken Sale, vs. San Diego State	1989

SINGLE-GAME YARDAGE

112	Michael Hicks, at BYU	1996
104	Danny Taylor, vs. BYU	1985
100	Larry Durham, vs. New Mexico	1962
100	Quintin Demps, at New Mexico State	2007
100	Quintin Demps, at UCF	2007
97	Troy Reffett, vs. San Diego State	1988
91	Elroy Stoglin, at Utah	1977
87	Ken Heineman, vs. Arizona	1939
85	Otha West, at Hawaii	1991
81	Ron Bostwick, vs. West Texas State	1965
77	Craig Pringle, vs. Hawaii	1992

SEASON INTERCEPTIONS

Name	Years	No.	Yards	Avg.	TD
Charlie West	1966	11	105	9.55	1
Ken Heineman	1939	8	133	16.63	n/a
Owen Price	1941	8	124	15.50	n/a
Ron Bostwick	1965	7	183	26.14	0
Eddie Forkerway	1978	7	111	15.86	0
Quintin Demps	2006	7	61	8.71	0
Del Williams	1960	6	39	6.50	0
Bernard Chapman	1971	6	71	11.83	0
Gerald Campbell	1950	5	44	8.80	0
Jimmy Bevers	1956	5	100	20.00	1
Mike Reynolds	1970	5	72	14.40	0
Danny Taylor	1985	5	111	22.20	1
Terry Walker	1986	5	3	0.60	0
Richie Wright	1988	5	146	29.20	2
Ken Sale	1989	5	87	17.40	1
D.J. Walker	2000	5	79	15.80	0
Adrian Ward	2004	5	87	17.40	0
Quintin Demps	2007	5	220	44.00	2
Braxton Amy	2009	5	72	14.40	0

SEASON YARDAGE

Name	Years	No.	Yards	Avg.	TD
Quintin Demps	2007	5	220	44.00	2
Ron Bostwick	1965	7	183	26.14	0
Michael Hicks	1996	4	152	38.00	2
Richie Wright	1988	5	146	29.20	2
Travaun Nixon	2010	4	140	35.00	0
Ken Heineman	1939	8	133	16.63	n/a
Owen Price	1941	8	124	15.50	n/a
Eddie Forkerway	1978	7	111	15.86	0
Danny Taylor	1985	5	111	22.20	1
Don Maynard	1957	3	107	35.67	1

SEASON TOUCHDOWNS

Name	Years	No.	Yards	Avg.	TD
Richie Wright	1988	5	146	29.20	2
Otha West	1991	2	95	47.50	2
Michael Hicks	1996	4	152	38.00	2
Quintin Demps	2007	5	220	44.00	2

Several players tied with one

CAREER INTERCEPTIONS

Name	Years	No.	Yards	Avg.	TD
Charlie West	1965-67	19	233	12.26	3
Quintin Demps	2004-07	17	404	23.76	3
D.J. Walker	1999-02	16	222	13.88	1
Terry Walker	1985-88	14	124	8.86	0
Owen Price	1938, 40-41	13	171	13.15	0
Ken Heineman	1937-39	13	193	14.85	n/a
Ron Bostwick	1962-65	13	211	16.23	0
Grady Cavness	1966-68	11	181	16.45	2
Gerald Campbell	1949-51	10	110	11.00	0
Don Maynard	1955-57	10	142	14.20	1
Eddie Forkerway	1977-79	10	111	11.10	0
Braxton Amy	2006-10	10	124	12.40	0

CAREER YARDAGE

Name	Years	No.	Yards	Avg.	TD
Quintin Demps	2004-07	17	404	23.76	3
Richie Wright	1986-88	9	256	28.44	3
Charlie West	1965-67	19	233	12.26	3
D.J. Walker	1999-02	16	222	13.88	1
Ron Bostwick	1962-65	13	211	16.23	0
Michael Hicks	1996-97	6	208	34.67	2
Ken Heineman	1937-39	13	193	14.85	n/a
Grady Cavness	1966-68	11	181	16.45	2
Owen Price	1938, 40-41	13	171	13.15	0
Jesse Whittenton	1952-55	9	161	17.89	1

CAREER TOUCHDOWNS

Name	Years	No.	Yards	Avg.	TD
Charlie West	1965-67	19	233	12.26	3
Richie Wright	1986-88	9	256	28.44	3
Quintin Demps	2004-07	17	404	23.76	3
Michael Hicks	1996-97	6	208	34.67	2
Grady Cavness	1966-68	11	181	16.45	2
Otha West	1990-91	3	101	33.67	2
Joe Fleskoski	2003-06	4	135	33.75	2

Several players tied with one

DEFENSIVE

SEASON TOTAL TACKLES

Name	Year	Solo	Assists	Total
Tony Perea	1971	77	115	192
Hal Barnett	1975	107	78	185
Don Croft	1971	44	112	156
Micheal Comer	1995	98	54	152
Barron Wortham	1993	118	33	151
Ken Sale	1989	93	57	150
Seth Joyner	1985	89	60	149
Fred Carr	1967	n/a	n/a	148
Fred Williams	1986	93	55	148
Barron Wortham	1991	94	54	148

SEASON SOLO TACKLES

Name	Year	Solo
Barron Wortham	1993	118
Barron Wortham	1992	108
Hal Barnett	1975	107
Michael Comer	1995	98
Barron Wortham	1991	94
Dale Kirry	1998	94
Ken Sale	1989	93
Fred Williams	1986	93
D.J. Walker	2002	93
Barron Wortham	1990	92
Halakilangi Muagututia	1997	92

SEASON SACKS

Name	Year	Sacks
Melvin Beses	1979	11.0
Menson Holloway	2000	10.5
Ricky Massey	1991	10.0
Brian Young	1999	8.0
Thomas Howard	2004	8.0
Chris Mineo	2004	8.0
Elroy Stoglin	1976	7.0
Gonzalo Floyd	1990	7.0
Gonzalo Floyd	1991	7.0
Pat Cannon	1991	7.0

SEASON TACKLES FOR LOSSES

Name	Year	TFL
Lucien Johnson	1975	17.0
Elroy Stoglin	1976	17.0
Gonzalo Floyd	1993	17.0
Brian Young	1999	16.0
Robert Rodriguez	2004	16.0
Menson Holloway	2000	15.0
Gonzalo Floyd	1991	15.0
Tony Tolbert	1988	15.0
Troy Collavo	2005	14.5
Jeremy Jones	2005	14.5

SEASON PASSES DEFENDED

Name	Year	PBU
Darius Ellison	1998	14
Anthony Hooks	1992	13
Nick Salinas	1999	13
Robert Murray	1984	12
Weldon Cooks	2000	12
Adrian Ward	2004	12
Travaun Nixon	2010	12
Jahmal Fenner	2003	11
Antwon Blake	2010	11
Eddie Forkerway	1978	10
Michael Hicks	1997	10
D.J. Walker	2000	10
Nate Draughon	2005	10
Cornelius Brown	2008	10

SEASON HURRIES

Name	Year	Hurries
Menson Holloway	2000	31
Rick Fette	2002	21
Brian Young	1999	20
Jeremy Castillo	2002	20
Karmul High	2000	17

SEASON FUMBLES RECOVERED

Name	Year	FR
Gene Mack	1970	5
W.C. Paige	1974	5
Darrell Sneed	1978	5

Several players tied with four

SEASON FORCED FUMBLES

Name	Year	FF
Lucien Johnson	1975	10
Ross Purity	1988	5
Hal Barnett	1975	5

Several players tied with four

SEASON KICKS BLOCKED

Name	Year	BLK
Robert Murray	1986	3

Several players tied with two

CAREER TOTAL TACKLES

Name	Years	Solo	Assists	Total
Barron Wortham	1990-93	412	143	566
Doug Morgan	1986-89	321	202	523
Tony Perea	1970-72	178	281	459
Raymond Morris	1980-83	223	235	458
Robert Rodriguez	2001-04	262	181	443
Micheal Comer	1993-96	276	161	437
Fred Carr	1965-67	228	182	410
Hal Barnett	1974-76	247	160	407
Pete Shufelt	1989-93	236	149	385
Fred Williams	1983-86	198	177	375

ANNUAL LEADER

Year	Name	UT	AT	Total
1969	Jim Sanson	40	70	110
1970	Jim Sanson	56	85	141
1971	Tony Perea	77	115	192
1972	Tony Perea	46	93	139
1973	Butch Wade	28	74	102
1974	Shannon Thompson	73	59	132
1975	Hal Barnett	107	78	185
1976	Hal Barnett	72	49	121
1977	Michael Young	31	62	93
1978	Larry Moore	62	49	111
1979	Larry Moore	25	75	100
1980	Raymond Morris	47	49	96
1981	Raymond Morris	47	55	102
1982	Raymond Morris	56	66	122
1983	Raymond Morris	73	65	138
1984	Seth Joyner	41	57	98
1985	Seth Joyner	89	60	149
1986	Fred Williams	93	55	148
1987	Doug Morgan	76	60	136
1988	Ken Sale	85	44	129
1989	Ken Sale	93	57	150
1990	Barron Wortham	92	37	129

CAREER SOLO TACKLES

Name	Years	Solo
Barron Wortham	1990-93	412
Doug Morgan	1986-89	321
Micheal Comer	1993-96	276
Robert Rodriguez	2001-04	262
Hal Barnett	1974-76	247
Pete Shufelt	1989-93	236
Fred Carr	1965-67	228
D.J. Walker	1999-02	228
Raymond Morris	1980-83	223
Dale Kirry	1995-98	212

CAREER SACKS

Name	Years	Sacks
Gonzalo Floyd	1990-91, 93	20.0
Chris Mineo	2002-05	16.5
Herman Whiting	1979-82	16.0
Melvin Beses	1979-81	15.0
Brian Young	1995, 97-99	14.5
Alex Obomese	2003-06	14.0
Thomas Howard	2002-05	13.0
Justin Hanel	2003-06	13.0
Menson Holloway	1997-00	12.5
Joe Terry	1984-87	12.0
Ross Purity	1986-89	12.0
Ricky Massey	1991-92	12.0
Barron Wortham	1990-93	12.0

CAREER TACKLES FOR LOSSES

Name	Years	TFL
Barron Wortham	1990-93	45.0
Gonzalo Floyd	1990-91, 93	41.0
Thomas Howard	2002-05	34.0
Robert Rodriguez	2001-04	33.0
Brian Young	1995, 97-99	32.0
Elroy Stoglin	1975-78	31.0
Pete Shufelt	1989-93	31.0
Micheal Comer	1993-96	31.0
Chris Mineo	2002-05	30.5
Jeremy Jones	2003-07	30.5

CAREER PASSES DEFENDED

Name	Years	PBU
Jahmal Fenner	2001-04	25
Robert Murray	1983-86	24
Anthony Hooks	1989-92	24
Cornelius Brown	2006-09	24
D.J. Walker	1999-02	24
Quintin Demps	2004-07	24
Darius Ellison	1995-98	23
Weldon Cooks	1999-02	23
DeShawn Grayson	2009-12	21
Crance Clemons	1998-01	20

CAREER HURRIES

Name	Years	Hurries
Karmul High	1999-02	35
Rick Fette	1999-02	35
Dan Kerr	2000-03	33
Menson Holloway	1997-00	32
Alex Obomese	2003-06	23

CAREER FUMBLES RECOVERED

Name	Years	FR
LaFreddie Coleman	1972-74	9
Tony Perea	1970-72	8
Gene Mack	1968-70	7
Harold Sampson	1974-77	7
Eddie Forkerway	1976-79	7
Raymond Morris	1980-83	7

CAREER FORCED FUMBLES

Name	Years	FF
Lucien Johnson	1975-76	13
Micheal Comer	1993-96	9
Hal Barnett	1974-76	8
Ross Purity	1986-89	8
Jeremy Jones	2003-07	7
Trey Merkens	1997-00	6
Robert Rodriguez	2001-04	6

CAREER KICKS BLOCKED

Name	Years	BLK
Robert Murray	1983-86	3
Chris Mineo	2002-04	3
Quintin Demps	2004-07	3

Several players tied with two

PUNTING

SINGLE-GAME PUNTS

13	Ken Heineman, at New Mexico State	1938
13	Lonnie Crittenden, vs. Wyoming	1972
13	Lonnie Crittenden, at New Mexico	1973
13	Jerry Walker, at BYU	1978
13	Hector Salazar, at New Mexico	1983
12	Owen Price, vs. Louisiana Tech	1941
12	Fred Wendt, vs. West Texas State	1946
12	Don Davis, vs. Wyoming	1966
12	Tom Galloway, vs. Mississippi	1967
12	Gary Keithley, vs. Arizona State	1972
12	Steve Folkner, vs. New Mexico	1980
12	Rick Padia, vs. BYU	1981

SINGLE-GAME AVERAGE

62.5	Owen Price, vs. 260th Coast Artillery	1941
60.3	Ed Bunn, vs. BYU	1992
59.3	Owen Price, vs. Arizona State	1940
55.6	Ian Campbell, vs. Rice	2010
55.3	Gary Keithley, vs. Wyoming	1972
55.2	Fred Wendt, at West Texas State	1947
55.0	Hector Salazar, vs. San Diego State	1983
54.8	Ian Campbell, vs. Stony Brook	2011
54.7	Owen Price, at Hardin-Simmons	1941
54.7	Ian Campbell, vs. Colorado State	2011

CAREER YARDS

Name	Year	No.	Yards	Avg.	LG
Jerry Walker	1975-78	298	12,193	40.92	73
Bryce Benekos	2001-04	254	10,468	41.21	76
Lance Brownlee	1987-90	204	8,295	40.66	68
Steve Folkner	1978-80	186	7,677	41.27	83
Ian Campbell	2010-12	165	7,328	44.41	72
Rick Padia	1981-82	156	6,380	40.90	70
Tom Galloway	1967-68	137	5,664	41.34	64
Jon Olsen	1995-96	139	5,452	39.22	62
Fred Wendt	1942, 46-48	126	5,127	40.69	n/a
Jeff White	1968-70	124	4,953	39.94	n/a

CAREER AVERAGE

(Minimum 65 punts; Player must have concluded his career)

Name	Year	No.	Yards	Avg.	LG
Owen Price	1938, 40-41	76	3,552	46.74	85
Ed Bunn	1991-92	104	4,630	44.52	83
Ian Campbell	2010-12	165	7,328	44.41	72
Kyle Petersen	2007-09	100	4,192	41.92	60
Gary Keithley	1971-72	117	4,889	41.79	73
Tom Galloway	1967-68	137	5,664	41.34	n/a
Steve Folkner	1978-80	186	7,677	41.27	83
Bryce Benekos	2001-04	254	10,468	41.21	76
Jerry Walker	1975-78	298	12,193	40.92	73
Rick Padia	1981-82	156	6,380	40.90	70

SEASON PUNTS

Name	Year	No.	Yards	Avg.	LG
Steve Folkner	1980	93	3,759	40.42	n/a
Rick Padia	1981	87	3,593	41.30	70
Lonnie Crittenden	1973	86	3,564	41.44	84
Steve Folkner	1979	84	3,543	42.18	83
Jerry Walker	1977	79	3,248	41.11	n/a
Lance Brownlee	1989	78	3,138	40.23	64
Jerry Walker	1978	77	3,142	40.81	n/a
Mike Walker	1974	75	3,079	41.05	62
Tom Galloway	1968	75	3,014	40.19	64
Jerry Walker	1975	71	3,031	42.69	73
Jerry Walker	1976	71	2,772	39.04	n/a
Jon Olsen	1996	71	2,763	38.92	62

SEASON YARDS

Name	Year	No.	Yards	Avg.	LG
Steve Folkner	1980	93	3,759	40.42	n/a
Rick Padia	1981	87	3,593	41.30	70
Lonnie Crittenden	1973	86	3,564	41.44	84
Steve Folkner	1979	84	3,543	42.18	83
Jerry Walker	1977	79	3,248	41.11	n/a
Jerry Walker	1978	77	3,142	40.81	n/a
Lance Brownlee	1989	78	3,138	40.23	64
Bryce Benekos	2003	70	3,085	44.07	76
Mike Walker	1974	75	3,079	41.05	62
Jerry Walker	1975	71	3,031	42.69	73

SEASON AVERAGE

(Minimum 25 punts)

Name	Year	No.	Yards	Avg.	LG
Owen Price	1940	30	1,440	48.00	85
Ed Bunn	1992	41	1,955	47.68	73
Ian Campbell	2011	48	2,214	46.13	71
Owen Price	1941	40	1,813	45.33	n/a
Ian Campbell	2010	51	2,300	45.10	72
Bryce Benekos	2003	70	3,085	44.07	76
Bryce Benekos	2004	62	2,732	44.06	74
Kyle Petersen	2008	46	1,978	43.00	60
Greg Hiatt	2009	49	2,101	42.88	67
Fred Wendt	1946	46	1,969	42.80	n/a

CAREER PUNTS

Name	Year	No.	Yards	Avg.	LG
Jerry Walker	1975-78	298	12,193	40.92	73
Bryce Benekos	2001-04	254	10,468	41.21	76
Lance Brownlee	1987-90	204	8,295	40.66	68
Steve Folkner	1978-80	186	7,677	41.27	83
Ian Campbell	2010-12	165	7,328	44.41	72
Rick Padia	1981-82	156	6,380	40.90	70
Jon Olsen	1995-96	139	5,452	39.22	62
Tom Galloway	1967-68	137	5,664	41.34	64
Fred Wendt	1942, 46-48	126	5,127	40.69	n/a
Jeff White	1968-70	124	4,953	39.94	n/a

ANNUAL LEADER

Year	Name	No.	Yds.	Avg.	Year	Name	No.	Yds.	Avg.
1940	Owen Price	30	1,440	48.0	1978	Jerry Walker	77	3,142	40.8
1941	Owen Price	40	1,813	45.3	1979	Steve Folkner	84	3,543	42.2
1942	Vic Clark	34	1,312	38.6	1980	Steve Folkner	93	3,759	40.4
1946	Fred Wendt	46	1,969	42.8	1981	Rick Padia	87	3,593	41.3
1947	Fred Wendt	52	2,071	39.8	1982	Rick Padia	69	2,787	40.4
1948	Fred Wendt	28	1,087	38.8	1983	Hector Salazar	70	2,791	39.9
1949	Sonny Holderman	39	1,382	35.4	1984	Jay Cleveland	61	2,303	37.8
1950	John Connell	44	1,708	38.8	1985	Henry Castellanos	61	2,568	42.1
1951	John Connell	45	1,627	36.0	1986	Arnie Adkison	28	1,066	38.1
1952	Dick Shinaut	69	2,540	36.8	1987	Arnie Adkison	57	2,179	38.2
1953	John Howle	30	965	32.2	1988	Lance Brownlee	58	2,432	41.9
1954	John Howle	32	1,180	36.9	1989	Lance Brownlee	78	3,138	40.2
1955	John Howle	37	1,307	35.3	1990	Lance Brownlee	67	2,682	40.0
1956	Bob Laraba	22	811	36.9	1991	Ed Bunn	63	2,675	42.5
1957	Charlie Ward	14	508	36.3	1992	Ed Bunn	41	1,955	47.7
1958	Bob Laraba	32	1,239	38.7	1993	Marshall Young	41	1,599	39.0
1959	Willie Vasquez	23	1,020	44.4	1994	Marshall Young	66	2,629	39.8
1960	Willie Vasquez	35	1,487	42.5	1995	Jon Olsen	68	2,689	39.5
1961	John Furman	50	1,870	37.4	1996	Jon Olsen	71	2,763	38.9
1962	Bob Mortimer	43	1,706	39.7	1997	Matthew Finley	63	2,494	39.6
1963	Curt Parsons	52	2,010	38.7	1998	Matthew Finley	60	2,341	39.0
1964	Curt Parsons	32	1,156	36.1	1999	Glen Beard	62	2,463	39.7
1965	Don Davis	57	2,319	40.7	2000	Glen Beard	54	2,229	41.3
1966	Don Davis	62	2,455	39.6	2001	Bryce Benekos	52	1,796	34.5
1967	Tom Galloway	62	2,650	42.4	2002	Bryce Benekos	70	2,855	40.8
1968	Tom Galloway	75	3,014	40.2	2003	Bryce Benekos	70	3,085	44.1
1969	Jeff White	69	2,782	40.3	2004	Bryce Benekos	62	2,732	44.1
1970	Jeff White	55	2,171	39.5	2005	Ryan Hotchkiss	45	1,739	38.6
1971	Gary Keithley	70	2,889	41.3	2006	Ryan Hotchkiss	50	1,813	36.3
1972	Gary Keithley	47	2,000	42.6	2007	Kyle Petersen	51	2,075	40.7
1973	Lonnie Crittenden	86	3,564	41.4	2008	Kyle Petersen	46	1,978	43.0
1974	Mike Walker	75	3,079	41.1	2009	Greg Hiatt	60	2,564	42.7
1975	Jerry Walker	71	3,031	42.7	2010	Ian Campbell	51	2,300	45.1
1976	Jerry Walker	71	2,772	39.0	2011	Ian Campbell	48	2,214	46.1
1977	Jerry Walker	79	3,248	41.1	2012	Ian Campbell	66	2,814	42.6

PUNT RETURNS

SINGLE-GAME RETURNS

8	Ben Carnell, vs. Arizona State	1947
7	Luther Johnson, vs. New Mexico State	1987
7	Ansel Littlejohn, vs. New Mexico State	1990
7	Jahmal Fenner, vs. Sacramento State	2002
6	Javier Sanchez, at Utah	1998
6	Johnnie Lee Higgins, Jr., at Memphis	2005
6	Jahmal Fenner, vs. Texas Southern	2001
5	Gerald Campbell, at Arizona	1949
5	Gerald Campbell, vs. West Virginia	1950
5	Gerald Campbell, at West State State	1951
5	Ed Smith, vs. New Mexico	1947
5	Charlie West, vs. Texas-Arlington	1966
5	Harold Johnson, at Pacific	1975
5	Ansel Littlejohn, vs. Northwestern State	1991
5	Javier Sanchez, vs. BYU	1997
5	Javier Sanchez, vs. TCU	1997
5	Jahmal Fenner, vs. Rice	2002
5	Josh Ferguson, vs. Texas Southern	2005

SINGLE-GAME YARDAGE

129	Ben Carnell, vs. Arizona State	1947
119	Reggie Matthews, vs. San Jose State	1966
117	Charlie West, vs. Colorado State	1967
115	Ken Heineman, vs. Northern Arizona	1937
115	Jahmal Fenner, vs. Texas Southern	2001
113	Reggie Matthews, vs. UC-Santa Barbara	1967
105	Tom Steele, vs. New Mexico State	1948
102	Ed Smith, at Drake	1947
102	Bob Forrest, vs. Trinity	1956
101	Johnnie Lee Higgins, Jr., vs. Tulane	2006
100	Chuck Hughes, vs. New Mexico State	1965
100	Javier Sanchez, at Utah	1997

CAREER AVERAGE

(Minimum 30 returns; Player must have concluded his career)

Name	Years	No.	Yards	Avg.	TD
Hugh Harman	1953-56	36	626	17.39	5
Johnnie Lee Higgins, Jr.	2003-06	30	451	15.03	2
Reg Matthews	1966-68	46	667	14.50	3
Mike Reynolds	1969-70	32	434	13.56	2
Ed Smith	1942, 46-47	38	480	12.63	1
Gerald Campbell	1949-51	73	874	11.97	2
Jahmal Fenner	2001-04	86	917	10.66	1
Delbert Allen	1980-83	41	390	9.51	1
Javier Sanchez	1996-00	73	615	8.42	0
Charlie West	1965-67	57	451	7.91	0

CAREER RETURNS

Name	Years	No.	Yards	Avg.	TD
Jahmal Fenner	2001-04	86	917	10.66	1
Gerald Campbell	1949-51	73	874	11.97	2
Javier Sanchez	1996-00	73	615	8.42	0
Charlie West	1965-67	57	451	7.91	0
Ansel Littlejohn	1990-91	55	396	7.20	1
Reg Matthews	1966-68	46	667	14.50	3
Bubba Garcia	1976-79	42	206	4.90	0
Delbert Allen	1980-83	41	390	9.51	1
Ed Smith	1942, 46-48	38	480	12.63	1
Hugh Harman	1953-56	36	626	17.39	5
Vernon Cooks	1987-89	36	245	6.81	0

SEASON AVERAGE

(Minimum 10 returns or 1.2 returns per game)

Name	Years	No.	Yards	Avg.	TD
Hugh Harman	1956	12	292	24.33	3
Johnnie Lee Higgins, Jr.	2006	12	281	23.41	2
Reg Matthews	1966	19	367	19.32	2
Tom Steele	1948	14	247	17.64	0
Bob Wallace	1965	13	224	17.23	1
Gerald Campbell	1951	25	396	15.84	1
Jahmal Fenner	2004	21	324	15.43	1
Mike Reynolds	1970	25	375	15.00	2
Ben Carnell	1947	11	150	13.64	0
Reg Matthews	1967	20	270	13.50	1

CAREER YARDS

Name	Years	No.	Yards	Avg.	TD
Jahmal Fenner	2001-04	86	917	10.66	1
Gerald Campbell	1949-51	73	874	11.97	2
Reg Matthews	1966-68	46	667	14.50	3
Hugh Harman	1953-56	36	626	17.39	5
Javier Sanchez	1996-00	73	615	8.42	0
Ed Smith	1942, 46-47	38	480	12.63	1
Charlie West	1965-67	57	451	7.91	0
Johnnie Lee Higgins, Jr.	2003-06	30	451	15.03	2
Mike Reynolds	1969-70	32	434	13.56	2
Ansel Littlejohn	1990-91	55	396	7.20	1

SEASON RETURNS

Name	Years	No.	Yards	Avg.	TD
Ansel Littlejohn	1990	30	165	5.50	0
Al Kimball	1971	29	181	6.24	0
Javier Sanchez	1997	27	241	8.93	0
Charlie West	1967	26	295	11.35	0
Javier Sanchez	2000	26	170	6.54	0
Gerald Campbell	1951	25	396	15.84	1
Mike Reynolds	1970	25	375	15.00	2
Ansel Littlejohn	1991	25	231	9.24	1
Jahmal Fenner	2002	25	223	8.92	0
Charlie West	1966	25	121	4.84	0

SEASON YARDS

Name	Years	No.	Yards	Avg.	TD
Gerald Campbell	1951	25	396	15.84	1
Mike Reynolds	1970	25	375	15.00	2
Reg Matthews	1966	19	367	19.32	2
Jahmal Fenner	2004	21	324	15.43	1
Charlie West	1967	26	295	11.35	0
Hugh Harman	1956	12	292	24.33	3
Gerald Campbell	1949	24	284	11.83	1
Johnnie Lee Higgins, Jr.	2006	12	281	23.42	2
Reg Matthews	1967	20	270	13.50	1
Ed Smith	1947	22	250	11.36	1

SEASON TOUCHDOWNS

Name	Years	TD
Hugh Harman	1956	3
Mike Reynolds	1970	2
Reg Matthews	1966	2

Several players tied with one

CAREER TOUCHDOWNS

Name	Years	TD
Hugh Harman	1953-56	5
Reg Matthews	1966-68	3
Gerald Campbell	1949-51	2
Mike Reynolds	1969-70	2
Chuck Hughes	1964-66	2
Bob Forrest	1954-57	2
Johnnie Lee Higgins, Jr.	2003-06	2

Several players tied with one

ANNUAL LEADER

YEAR	NAME	NO.	YDS.	AVG.	TD	YEAR	NAME	NO.	YDS.	AVG.	TD
1940	Owen Price	15	189	12.60	0	1979	Bubba Garcia	12	58	4.83	0
1941	Owen Price	8	120	15.00	0	1980	Delbert Allen	24	247	10.29	1
1942	Ed Smith	7	96	13.71	0	1981	Delbert Allen	11	42	10.50	0
1946	Ed Smith	9	134	14.89	0	1982	Delbert Allen	13	101	7.77	0
1947	Ed Smith	22	250	11.36	1	1983	Derrick Smith	10	84	8.40	0
1948	Tom Steele	14	247	17.64	0	1984	Larry Linne	15	73	4.87	0
1949	Gerald Campbell	24	284	11.83	1	1985	Luther Johnson	7	35	5.00	0
1950	Gerald Campbell	24	194	8.08	0	1986	Mark Mariani	12	100	8.33	0
1951	Gerald Campbell	25	396	15.84	1	1987	Luther Johnson	17	100	5.88	0
1952	Noel McCormick	15	95	6.33	0	1988	Vernon Cooks	20	118	5.90	0
1953	Hugh Harman	9	100	9.09	0	1989	Vernon Cooks	14	110	7.86	0
1954	Bob Coleman	9	95	10.56	0	1990	Ansel Littlejohn	30	165	5.50	0
1955	Jesse Whittenton	10	125	12.50	0	1991	Ansel Littlejohn	25	231	9.24	0
1956	Hugh Harman	12	292	24.33	3	1992	John Haqq	11	71	6.45	0
1957	Don Maynard	7	98	14.00	0	1993	Nick Estrada	10	21	2.10	0
1958	Charles Bradshaw	10	87	8.70	0	1994	Omar Durham	14	48	3.43	0
1959	Kent Babb	8	53	6.63	0	1995	Ray Bailie	17	114	6.71	0
1960	Charles Bradshaw	11	121	11.00	0	1996	Ray Bailie	15	73	4.87	0
1961	Del Williams	6	31	5.17	0	1997	Javier Sanchez	27	241	8.93	0
1962	Louis James	13	130	10.00	0	1998	Javier Sanchez	17	208	12.24	0
1963	Louis James	12	97	8.08	0	1999	Grance Clemons	16	92	5.75	0
1964	Chuck Hughes	5	133	26.60	1	2000	Javier Sanchez	26	170	6.54	0
1965	Bob Wallace	13	224	17.23	1	2001	Jahmal Fenner	18	237	13.17	0
1966	Reggie Matthews	19	367	19.32	2	2002	Jahmal Fenner	25	223	8.92	0
1967	Charlie West	26	295	11.35	0	2003	Jahmal Fenner	22	133	6.05	0
1968	Jim Fabish	14	151	10.79	0	2004	Jahmal Fenner	21	324	15.43	1
1969	Ken Koval	14	113	8.07	0	2005	Johnnie Lee Higgins, Jr.	18	170	9.44	0
1970	Mike Reynolds	25	375	15.00	2	2006	Johnnie Lee Higgins, Jr.	12	281	24.42	2
1971	Al Kimball	29	181	6.24	0	2007	Quintin Demps	15	200	13.33	0
1972	Richard Threatt	7	139	19.86	0	2008	Josh Ferguson	6	47	7.83	0
1973	Lonnie Crittenden	5	7	1.40	0	2009	Jeff Moturi	13	110	8.46	0
1974	Art Belvin	12	102	8.50	0	2010	Marlon McClure	14	183	13.1	0
1975	Harold Johnson	18	30	1.67	0	2011	Anthony McGhee	10	73	7.3	0
1976	David Crow	17	58	3.41	0	2012	Michael Edwards	14	106	7.6	0
1977	Bubba Garcia	13	58	4.46	0						
1978	Bubba Garcia	13	77	5.92	0						

KICKOFF RETURNS

SINGLE-GAME RETURNS

7	Ray Holt, vs. Wyoming	1978
7	Roy Ross, at San Diego State	1990
7	Johnnie Lee Higgins, Jr., at Tulsa	2006
6	Ray Holt, vs. San Diego State	1974
6	Luther Johnson, at Kent	1985
6	Ricki Lopez, vs. Colorado State	1989
6	Cedric Johnson, at Colorado State	1995
6	Quintin Demps, vs. Tulsa	2007
6	Evan Davis, vs. Kansas	2009
6	Marlon McClure, at Houston	2010
6	Autrey Golden, at Houston	2012
5	Chuck Hughes, vs. Colorado State	1964
5	Luther Johnson, at San Diego State	1987
5	Ricki Lopez, at Wyoming	1989
5	Ansel Littlejohn, at Colorado State	1990
5	Kenny Brown, at New Mexico	1990
5	Roy Ross, at Utah	1990
5	Cedric Johnson, at BYU	1993
5	Cedric Johnson, at Arizona State	1995
5	Cedric Johnson, at Air Force	1995
5	Cedric Johnson, at Fresno State	1995
5	Javier Sanchez, at Utah	1997
5	Keonta Golson, at New Mexico State	1998
5	Howard Jackson, vs. Fresno State	2003

5	Johnnie Lee Higgins, Jr., vs. Tulsa	2005
5	Josh Ferguson, vs. New Mexico State	2006
5	Fred Rouse, at Texas Tech	2007
5	Josh Ferguson, at Southern Miss	2008
5	Evan Davis, at Texas	2009
5	Marlon McClure, vs. Houston	2009
5	Marlon McClure, vs. Tulane	2010
5	Marlon McClure, at Arkansas	2010
5	Vernon Frazier, at USF	2011
5	Nathan Jeffery, at Rice	2011
5	Autrey Golden, at Tulsa	2012

SINGLE-GAME YARDAGE

233	Luther Johnson, at Kent State	1985
204	Roy Ross, at San Diego State	1990
191	Autrey Golden, at Southern Miss	2012
181	Cedric Johnson, at New Mexico	1996
177	Ray Holt, vs. San Diego State	1974
177	Vernon Frazier, at USF	2011
170	Cedric Johnson, vs. Tulsa	1995
169	W.C. Paige, vs. Colorado State	1973
165	Marlon McClure, at Houston	2010
163	Marlon McClure, at Arkansas	2010

CAREER AVERAGE

(Minimum two years and 20 returns; Player must have concluded his career)

Name	Years	No.	Yards	Avg.	TD
Vernon Frazier	2008-11	36	1,059	29.42	0
Howard Jackson	2001-04	81	1,947	24.04	2
Jahmal Fenner	2001-04	48	1,147	23.90	1
Cedric Johnson	1993-96	116	2,757	23.77	3
Chuck Hughes	1964-66	36	851	23.64	0
Sam Rogers	1992-94	53	1,252	23.62	2
Chris Brasfield	1990-91	31	710	22.90	0
Josh Ferguson	2005-08	39	873	22.38	0
Quintin Demps	2004-07	35	773	22.09	1
Keonta Golson	1997-98	29	620	21.38	0

CAREER RETURNS

Name	Years	No.	Yards	Avg.	TD
Cedric Johnson	1993-96	116	2,757	23.77	3
Ray Holt	1974-78	99	1,935	19.55	0
Howard Jackson	2001-04	81	1,947	24.04	2
Luther Johnson	1983-85, 87	66	1,366	20.70	2
Marlon McClure	2009-10	57	1,571	27.56	2
Ricki Lopez	1989-90	53	1,012	19.09	0
Sam Rogers	1992-94	53	1,252	23.62	2
Johnnie Lee Higgins, Jr.	2003-06	52	1,033	19.87	0
Jahmal Fenner	2001-04	48	1,147	23.90	1
Delbert Allen	1980-83	41	693	16.90	0

CAREER YARDS

Name	Years	No.	Yards	Avg.	TD
Cedric Johnson	1993-96	116	2,757	23.77	3
Howard Jackson	2001-04	81	1,947	24.04	2
Ray Holt	1974-78	99	1,935	19.55	0
Marlon McClure	2009-10	57	1,571	27.56	2
Luther Johnson	1983-85, 87	66	1,366	20.70	2
Sam Rogers	1992-94	53	1,252	23.62	2
Jahmal Fenner	2001-04	48	1,147	23.90	1
Vernon Frazier	2008-11	36	1,059	29.42	0
Johnnie Lee Higgins, Jr.	2003-06	52	1,033	19.87	0
Ricki Lopez	1989-90	53	1,012	19.09	0

SEASON AVERAGE

(Minimum 10 returns)

Name	Years	No.	Yards	Avg.	TD
Marlon McClure	2010	30	930	31.00	2
Roy Ross	1990	15	459	30.60	0
Vernon Frazier	2011	29	884	30.48	2
Cedric Johnson	1996	24	710	29.58	1
Autrey Golden	2012	29	822	28.34	2
Owen Price	1941	10	282	28.20	0
Howard Jackson	2004	12	328	27.33	1
Benny Reed	1971	17	454	26.71	0
Jeff Moturi	2008	13	347	26.69	0
W.C. Paige	1973	17	451	26.53	0

SEASON RETURNS

Name	Years	No.	Yards	Avg.	TD
Cedric Johnson	1995	46	1,039	22.59	1
Ray Holt	1978	35	684	19.54	0
Marlon McClure	2010	30	930	31.00	2
Ricki Lopez	1989	29	535	18.45	0
Vernon Frazier	2011	29	884	30.48	0
Autrey Golden	2012	29	822	28.34	2
Luther Johnson	1985	28	725	25.89	2
Marlon McClure	2009	27	641	23.74	0
Cedric Johnson	1993	26	548	21.08	1
Ray Holt	1976	25	458	18.32	0
Howard Jackson	2003	25	609	24.36	0

SEASON YARDS

Name	Years	No.	Yards	Avg.	TD
Cedric Johnson	1995	46	1,039	22.59	1
Marlon McClure	2010	30	930	31.00	2
Vernon Frazier	2011	29	884	30.48	0
Autrey Golden	2012	29	822	28.34	2
Luther Johnson	1985	28	725	25.89	2
Cedric Johnson	1996	24	710	29.58	1
Ray Holt	1978	35	684	19.54	0
Marlon McClure	2009	27	641	23.74	0
Howard Jackson	2003	25	609	24.36	0
Josh Ferguson	2008	24	572	23.83	0

SEASON TOUCHDOWNS

Name	Year	TD
Luther Johnson	1985	2
Roy Ross	1990	2
Marlon McClure	2010	2
Autrey Golden	2012	2

Several players tied with one

CAREER TOUCHDOWNS

Name	Years	TD
Cedric Johnson	1993-96	3
Howard Jackson	2001-04	2
Luther Johnson	1983-85, 87	2
Sam Rogers	1992-94	2
Roy Ross	1990	2
Marlon McClure	2009-10	2
Autrey Golden	2012-Present	2

Several players tied with one

ANNUAL LEADER

Year	Name	No.	Yds.	Avg.	TD	Year	Name	No.	Yds.	Avg.	TD
1946	Fred Wendt	7	149	21.29	0	1980	Delbert Allen	17	282	16.59	0
1947	Ed Smith	10	221	22.10	0	1981	Charlie Davis	14	339	24.21	0
1948	Fred Wendt	12	239	19.92	0	1982	Delbert Allen	11	171	15.55	0
1949	Bill Chesak	5	79	15.80	0	1983	Vernon Cooks	18	316	17.56	0
1950	Bill McWilliams	11	219	19.91	0	1984	Kevin Ward	23	480	20.87	0
1951	Billy Davis	12	163	13.58	0	1985	Luther Johnson	28	725	25.89	2
1952	Jesse Whittenton	8	154	19.25	0	1986	Barry Parker	22	448	20.36	0
1953	Billy Bob Plumley	4	82	20.50	0	1987	Luther Johnson	21	372	17.71	0
1954	Bob Coleman	7	109	15.57	0	1988	Clarence Seay	15	316	21.07	0
1955	Jesse Whittenton	5	130	26.00	0	1989	Ricki Lopez	29	535	18.45	0
1956	Bob Forrest	6	183	30.50	0	1990	Roy Ross	15	459	30.60	2
1957	Jimmy Bevers	7	191	27.29	0	1991	Chris Brasfield	18	420	23.33	0
1958	Charles Bradshaw	6	119	19.83	0	1992	Sam Rogers	22	515	23.41	0
1959	Kent Babb	13	222	17.08	0	1993	Cedric Johnson	26	548	21.08	1
1960	Kent Babb	10	215	21.50	0	1994	Cedric Johnson	20	460	23.00	0
1961	Larry Durham	10	245	24.50	0	1995	Cedric Johnson	46	1,039	22.59	1
1962	Louis James	5	138	27.60	0	1996	Cedric Johnson	24	710	29.58	1
1963	Julius Glosson	10	222	22.20	0	1997	Javier Sanchez	15	301	20.07	0
1964	Chuck Hughes	17	446	26.24	0	1998	Keonta Golson	21	452	21.52	0
1965	Chuck Hughes	19	405	21.32	0	1999	Terrance Minor	15	329	21.93	0
1966	Charlie West	8	178	22.25	0	2000	Sherman Austin	10	189	18.90	0
1967	Charlie West	14	277	19.79	0	2001	Howard Jackson	21	503	23.95	1
1968	Reg Matthews	23	473	20.57	0	2002	Howard Jackson	23	507	22.04	0
1969	Jim Fabish	8	126	15.75	0	2003	Howard Jackson	25	609	24.36	0
1970	Mike Reynolds	13	278	21.38	0	2004	Howard Jackson	12	328	27.33	1
1971	Benny Reed	17	454	26.71	0	2005	Johnnie Lee Higgins, Jr.	20	448	22.40	0
1972	Richard Threatt	20	416	20.80	0	2006	Johnnie Lee Higgins, Jr.	18	275	15.28	0
1973	W.C. Paige	17	451	26.53	0	2007	Fred Rouse	23	502	21.83	0
1974	Ray Holt	19	365	19.21	0	2008	Josh Ferguson	24	572	23.83	0
1975	Ray Holt	18	362	20.11	0	2009	Marlon McClure	27	641	23.74	0
1976	Ray Holt	25	458	18.32	0	2010	Marlon McClure	30	930	31.00	2
1977	Don Amerson	15	274	18.27	0	2011	Vernon Frazier	29	884	30.48	0
1978	Ray Holt	35	684	19.54	0	2012	Autrey Golden	29	822	28.34	2
1979	William Cash	22	429	19.50	0						

TEAM RECORDS

TOTAL OFFENSE

RUSH-PASS PLAYS

GAME: 105, vs. BYU, 1977
 YARDS PER PLAY: 10.4, (69/717) vs. New Mexico St., 1948
 SEASON: 951, 2003
 YARDS PER PLAY: 6.3, (665/4,195), 1948
 & 6.3 (823/5,144), 2009
 AVERAGE PLAYS PER GAME: 76.3, 1987

YARDS GAINED

GAME: 718 vs. New Mexico State, 1949
 SEASON: 5,144, 2009
 AVERAGE YARDS PER GAME: 428.7, 2009

SINGLE GAME – RUSH-PASS PLAYS

105	vs. BYU	1977
103	at New Mexico State	1980
102	vs. Northern Michigan	1986
100	vs. Arizona State	1969
97	at Arizona	1967
96	at Fresno State	1999
95	at Utah	1987
95	vs. UAB	2005
94	vs. New Mexico State	1997
94	vs. East Carolina	2007

SINGLE GAME – TOTAL OFFENSE

718	vs. New Mexico State	1949
717	vs. New Mexico State	1948
684	vs. Northern Michigan	1986
665	vs. North Texas	1965
638	vs. West Virginia	1950
630	vs. San Jose State	2003
627	at SMU	2009
607	vs. UAB	2009
605	at Utah	1987
603	at Hawaii	1950

SINGLE GAME – YARDS PER PLAY AVERAGE

10.39	vs. New Mexico State (69/717)	1948
10.13	vs. New Mexico State (53/537)	2006
9.64	vs. North Texas (69/665)	1965
9.35	vs. Marshall (63/589)	2009
9.15	at New Mexico (60/549)	1967
9.09	vs. New Mexico State (79/718)	1949
8.98	vs. Utah (62/557)	1986
8.94	vs. Colorado State (51/456)	2011
8.87	at Rice (60/532)	2005
8.22	vs. Mankato State (50/411)	1988

SEASON – RUSH-PASS PLAYS

951	542 rush, 409 pass	2003
884	509 rush, 375 pass	2002
866	483 rush, 383 pass	1995
865	684 rush, 181 pass	1976
864	457 rush, 407 pass	1999
861	436 rush, 425 pass	1989
856	416 rush, 440 pass	2007
853	395 rush, 499 pass	2005
852	415 rush, 437 pass	1986
847	284 rush, 393 pass	2004

SEASON – TOTAL OFFENSE

5,144	1,813 rush, 3,331 pass	2009
5,074	1,772 rush, 3,302 pass	2007
5,073	1,466 rush, 3,607 pass	2005
5,046	2,414 rush, 2,632 pass	1988
4,878	1,468 rush, 3,410 pass	2008
4,771	2,201 rush, 2,570 pass	2003
4,727	1,580 rush, 3,147 pass	1999
4,723	1,707 rush, 3,016 pass	2004
4,685	1,782 rush, 2,903 pass	2010
4,566	1,859 rush, 2,707 pass	2011

SEASON – YARDS PER GAME AVERAGE

428.7	151.1 rush, 277.6 pass	2009
422.8	122.2 rush, 300.6 pass	2005
422.8	147.7 rush, 275.2 pass	2007
420.5	201.2 rush, 219.3 pass	1988
419.5	375.1 rush, 49.4 pass	1948
407.5	159.3 rush, 248.2 pass	2000
406.5	122.3 rush, 284.2 pass	2008

402.3	188.4 rush, 213.9 pass	1970
399.9	333.4 rush, 66.5 pass	1949
393.9	131.7 rush, 262.2 pass	1999

RUSHING

ATTEMPTS

GAME: 73, (351 yards) at Arizona, 1948
 SEASON: 684, (2,547 yards), 1976

NET YARDS

GAME: 645, (67 attempts) vs. New Mexico State, 1948
 SEASON: 3,751, (618 attempts), 1948

YARDS PER ATTEMPT

GAME: 9.63, (67/645) vs. New Mexico State, 1948
 SEASON: 6.07, (618/3,751), 1948

YARDS LOST

GAME: 93, vs. Wyoming, 1980

TOUCHDOWNS

GAME: 14, vs. New Mexico State, 1948
 SEASON: 52, 1948

SINGLE GAME – RUSHING YARDS

645	vs. New Mexico State	1948
576	vs. New Mexico State	1949
507	vs. West Virginia	1948
471	vs. BYU	1948
453	vs. Arizona	1954
449	vs. Kansas State	1947
437	vs. McMurry	1948
429	vs. John Carroll	1949
426	at Arizona	1949
410	at Hawaii	1948

SINGLE GAME – RUSHING ATTEMPTS

73	at Arizona	1948
72	at Hawaii	1948
72	at BYU	1984
71	vs. Hardin-Simmons	1948
71	vs. New Mexico State	1949
71	vs. Hardin-Simmons	1954
71	vs. UNLV	1993
70	at New Mexico State	1971
70	vs. Texas-Arlington	1976
70	at New Mexico State	1980

SINGLE GAME – RUSHING TOUCHDOWNS

14	vs. New Mexico State	1948
8	vs. New Mexico State	1949
7	at Hawaii	1948
7	at BYU	1949
6	vs. Northern Arizona	1947
6	at New Mexico	1950

SEASON – RUSHING YARDS

3,751	618 attempts, 6.07 ypc	1948
3,334	629 attempts, 5.30 ypc	1949
2,773	523 attempts, 5.30 ypc	1950
2,700	570 attempts, 4.74 ypc	1956
2,547	684 attempts, 3.72 ypc	1976
2,533	559 attempts, 4.53 ypc	1954
2,421	599 attempts, 4.04 ypc	1982
2,414	485 attempts, 4.98 ypc	1988
2,392	560 attempts, 4.27 ypc	1984
2,201	542 attempts, 4.07 ypc	2003

SEASON – RUSHING ATTEMPTS

684	2,547 yards, 3.72 ypc	1976
629	3,334 yards, 5.30 ypc	1949
618	3,751 yards, 6.07 ypc	1948
599	2,421 yards, 4.04 ypc	1982
591	2,031 yards, 3.44 ypc	1975
570	2,700 yards, 4.74 ypc	1956
570	2,123 yards, 3.72 ypc	1983
566	1,646 yards, 2.91 ypc	1980
560	2,392 yards, 4.27 ypc	1984
559	2,533 yards, 4.53 ypc	1954

SEASON – YARDS PER ATTEMPT

6.07	618 attempts, 3,751 yards	1948
5.30	629 attempts, 3,334 yards	1949
5.30	523 attempts, 2,773 yards	1950
4.98	485 attempts, 2,414 yards	1988

4.74	570 attempts, 2,700 yards	1956
4.61	466 attempts, 2,148 yards	1947
4.53	559 attempts, 2,533 yards	1954
4.53	410 attempts, 1,859 yards	2011
4.52	401 attempts, 1,813 yards	2009
4.33	412 attempts, 1,782 yards	2010

SEASON – YARDS PER GAME

375.10*	618 attempts, 3,751 yards	1948
333.40*	629 attempts, 3,334 yards	1949
277.30	523 attempts, 2,773 yards	1950
270.00	570 attempts, 2,700 yards	1956
253.30	559 attempts, 2,533 yards	1954
238.67	466 attempts, 2,148 yards	1947
217.45	560 attempts, 2,392 yards	1984
212.25	684 attempts, 2,547 yards	1976
201.75	599 attempts, 2,421 yards	1982
201.17	485 attempts, 2,414 yards	1988

* NCAA Statistical Champion

SEASON – RUSHING TOUCHDOWNS

47	1948
35	1956
33	1949
32	1988
29	1950
27	2009
25	1987
24	2011
22	1947
21	1999

PASSING

ATTEMPTS

GAME: 65, vs. UC-Santa Barbara, 1968
 SEASON: 480, 1965

COMPLETIONS

GAME: 40, vs. East Carolina, 2007
 SEASON: 290, 2006

YARDS

GAME: 634, vs. North Texas, 1965
 SEASON: 3,754, 2006

TOUCHDOWNS

GAME: 7, vs. Texas-Arlington, 1966
 7, at New Mexico, 1967
 7, vs. Northern Michigan, 1986
 SEASON: 34, 2008

HAD INTERCEPTED

GAME: 6, on three occasions; last at Utah, 1970
 SEASON: 32, 1965

YARDS PER ATTEMPT

GAME: 17.8, (8/142) vs. New Mexico State, 1949
 SEASON: 10.5, (47/494), 1948

YARDS PER COMPLETION

GAME: 35.5, (4/142) vs. New Mexico State, 1949
 SEASON: 21.2, (41/868), 1956

SINGLE GAME – PASSING ATTEMPTS

65	vs. UC-Santa Barbara	1968
60	vs. Arizona State	1969
59	at Colorado State	1970
58	vs. Loyola-Marymount	1941
57	vs. East Carolina	2007
57	at Rice	2007
56	vs. West Texas State	1965
56	vs. Wyoming	1968
56	vs. Utah	1969
55	at Houston	2010

SINGLE GAME – COMPLETIONS

40	vs. East Carolina	2007
38	vs. Northern Michigan	1986
35	vs. Texas Tech	2006
34	at Marshall	2006
33	vs. UAB	2005
32	vs. Loyola-Marymount	1941

TEAM RECORDS CONT.

32	vs. Air Force	1990
31	at San Diego State	1998
31	at Rice	1999
30	vs. San Diego State	1995
30	at Rice	2007
30	at Houston	2010

SINGLE GAME – PASSING YARDAGE

634	vs. North Texas	1965
517	vs. Marshall	2009
510	at New Mexico	1967
507	at Colorado State	1970
492	vs. Texas-Arlington	1966
477	at BYU	1968
457	vs. Northern Michigan	1986
456	vs. East Carolina	2007
455	at UAB	2006
434	at Air Force	1989

SINGLE GAME – PASSING TOUCHDOWNS

7	vs. Texas-Arlington	1966
7	at New Mexico	1967
7	vs. Northern Michigan	1986
6	vs. BYU	1967
5	vs. North Texas	1965
5	at New Mexico	1965
5	at Air Force	1995
5	vs. Tulsa	1999
5	vs. Hawaii	2004
5	vs. SMU	2004
5	at UAB	2006
5	at Rice	2007
5	at Louisiana-Lafayette	2008
5	vs. Marshall	2009
5	vs. New Mexico State	2010

SEASON – PASSING ATTEMPTS

480	1965
458	2005
455	1968
448	2008
447	2006
440	2007
437	1986
432	2010
425	1989
422	2009

SEASON – COMPLETIONS

290	2006
270	1986
268	2005
258	2008
247	1999
242	2007
229	2004
229	2009
228	2010
225	2011

SEASON – INTERCEPTIONS THROWN

33	1965
29	1969
29	1977
27	1941
27	1973
26	1967
24	1978
24	1987
24	2003
23	1989

SEASON – TOUCHDOWN PASSES

34	2008
29	2005
29	2006
28	1967

28	2007
26	2000
24	1965
24	1966
23	1986
23	2010

SEASON – COMPLETION PERCENTAGE

.649	(290 completions/447 attempts)	2006
.618	(270 completions/437 attempts)	1986
.607	(247 completions/407 attempts)	1999
.596	(28 completions/47 attempts)	1948
.585	(207 completions/354 attempts)	2000
.585	(268 completions/458 attempts)	2005
.583	(229 completions/393 attempts)	2004
.578	(129 completions/223 attempts)	1985
.576	(258 completions/448 attempts)	2008
.564	(225 completions/399 attempts)	2011

SEASON – YARDS PER GAME

342.6	3,426 yards	1965
312.8	3,754 yards	2006
301.1*	2,710 yards	1967
300.6	3,607 yards	2005
288.4	2,884 yards	1968
284.2	3,410 yards	2008
277.6	3,331 yards	2009
275.2	3,302 yards	2007
269.5	3,234 yards	1986
262.3	3,147 yards	1999

* NCAA Statistical Champion

SCORING

POINTS Game: 92, vs. New Mexico State, 1948
Season: 429, 2004
Points Per Game: 35.9, (323), 1967

TOUCHDOWNS Game: 14, vs. New Mexico State, 1948
Season: 55, 2004

FIELD GOALS Game: 5, vs. Houston, 2005
& vs. East Carolina, 2007
& vs. SMU, 2008
Season: 25, 1988

PATS MADE Game: 9, vs. New Mexico State, 1948
Season: 52, 2004

MOST POINTS SCORED IN WIN

92	vs. New Mexico State (92-7)	1948
75	at New Mexico (75-12)	1967
69	vs. New Mexico State (69-7)	1949
68	vs. Western New Mexico (68-7)	1928
68	vs. Texas-Arlington (68-21)	1966
64	vs. Northern Michigan (64-29)	1986
61	vs. New Mexico State (61-6)	1942
61	vs. North Texas (61-15)	1965
59	vs. Sam Houston State (59-14)	2003
58	vs. El Paso JC (58-0)	1922
58	vs. San Diego State (58-7)	1988
58	vs. UCF (58-13)	2008
58	vs. Houston (58-41)	2009

MOST COMBINED POINTS IN A WIN

Pts.	Score	Team	Year
100	55-45	Utah	1986
99	92-7	New Mexico State	1948
99	58-41	Houston	2009
95	48-47	Tulsa	2007
93	64-29	Northern Michigan	1986
93	48-45 (OT)	at SMU	2007

MOST COMBINED POINTS IN A LOSS

Pts.	Score	Team	Year
112	35-77	at Tulsa	2008
110	41-69	San Jose State	2003
104	48-56	at Rice	2007
102	46-56	at Air Force	1995
100	24-76	vs. Colorado State	1973

SEASON – TOTAL POINTS

Pts.	TD	FG	PAT	Year
429	55	15-20	52-54	2004
427	50	25-27	48-48	1988
403	51	17-20	44-46	2007
395	48	20-27	45-46	2008

382	47	18-23	42-42	2005
358	46	13-18	39-41	2009
355	45	13-18	40-43	2000
349	52	0-5	35-52	1948
338	43	12-21	42-42	2010
328	41	16-20	34-37	2006

SEASON – SCORING AVERAGE

Avg.	Pts.	TD	FG	PAT	Year
35.9	323	44	9-18	30-38	1967
35.8	429	55	15-20	52-54	2004
35.6	427	50	25-27	48-48	1988
34.9	349	52	0-5	35-52	1948
33.6	403	51	17-20	44-46	2007
32.9	395	48	20-27	45-46	2008
32.3	355	45	13-18	40-43	2000
31.8	382	47	18-23	42-42	2005
31.7	317	43	7-12	38-40	1965
30.5	305	43	4-5	35-43	1956

PUNTING

PUNTS Game: 18 at Trinity, (Texas) 1957
Season: 93, 1980

PUNTING YARDS Game: 554 at Trinity (Texas), 1957
Season: 3,759, 1980

PUNTING AVERAGE Game: 62.5 vs. 260th Coast Artillery, 1941
Season: 46.13, 2011

GAME – PUNTS

18	at Trinity (Texas)	1957
13	at New Mexico State	1938
13	vs. Wyoming	1972
13	at New Mexico	1973
13	at BYU	1978
13	at New Mexico	1983
12	vs. West Texas State	1946
12	vs. New Mexico	1980
12	vs. BYU	1981
11*	at New Mexico	1981

* Happened four times with last time showing.

GAME – YARDS

554	at Trinity (Texas)	1957
545	at BYU	1978
527	at New Mexico	1983
486	vs. West Texas State	1946
472	at West Texas State	1947
470	vs. BYU	1981
451	vs. New Mexico State	1981
443	vs. Kansas	2009
435	vs. Arizona State	1976
428	at New Mexico	1981

GAME – AVERAGE

62.3 (3/187)	vs. 260th Coast Artillery	1941
60.3 (3/181)	vs. BYU	1992
55.6 (5/278)	vs. Rice	2010
51.7 (3/155)	at Louisiana-Lafayette	2008
51.5 (2/103)	vs. San Diego State	1988
51.3 (3/154)	vs. Hawaii	1994
50.5 (6/303)	at Tulsa	2012
50.3 (7/352)	at Wyoming	1975
50.3 (6/303)	at Tulsa	2012
50.2 (5/251)	at UAB	2010

SEASON – PUNTS

93	3,759 yards	1980
88	3,522 yards	1978
87	3,570 yards	1973
87	3,593 yards	1981
86	3,542 yards	1979
83	3,275 yards	1977
79	3,244 yards	1975
79	3,148 yards	1982

SEASON – YARDS

3,759	93 punts	1980
3,593	87 punts	1981

3,570	87 punts	1973
3,542	86 punts	1979
3,522	88 punts	1978
3,275	83 punts	1977
3,244	79 punts	1975
3,148	79 punts	1982

SEASON — AVERAGE

46.13	48 punts, 2,214 yards	2011
45.10	51 punts, 2,300 yards	2010
43.54	57 punts, 2,482 yards	1992
43.08	52 punts, 2,240 yards	2009
42.74	62 punts, 2,650 yards	1967
42.69	64 punts, 2,732 yards	2004
42.64	66 punts, 2,814 yards	2012
42.63	73 punts, 3,112 yards	2003
42.15	73 punts, 3,077 yards	1940
42.10	61 punts, 2,568 yards	1985

PUNT RETURNS

PUNT RETURNS Game: 10 (135) vs. Arizona State, 1947
Season: 50 (517 yards), 1966

PUNT RETURN YARDAGE Game: 159 (8) vs. Trinity, 1956
Season: 597 (38), 1956

PUNT RETURN AVERAGE Game: 35.5 (4/142) vs. New Mexico State, 1955
Season: 20.0 (13/260), 2006

GAME — RETURNS

10 (135)	vs. Arizona State	1947
9 (67)	vs. Sacramento State	2002
8 (159)	vs. Trinity (Texas)	1956
7 (131)	at BYU	1949
7 (125)	vs. Texas Southern	2001
7 (32)	vs. New Mexico State	1990
7 (129)	vs. Texas Southern	2005
6 (27)*	at Memphis	2005

* Accomplished 11 times with last time showing.

GAME — YARDS

159 (8)	vs. Trinity (Texas)	1956
150 (5)	vs. Sul Ross	1954
142 (4)	vs. New Mexico State	1955
135 (10)	vs. Arizona State	1947
133 (6)	vs. New Mexico State	1948
131 (7)	at BYU	1949
129 (7)	vs. Texas Southern	2005
126 (5)	at Drake	1947
125 (7)	vs. Texas Southern	2001
124 (5)	at Arizona State	2004

GAME — AVERAGE

(minimum three attempts)		
35.5 (4/142)	vs. New Mexico State	1955
30.0 (5/150)	vs. Sul Ross	1954
29.0 (3/87)	vs. West Texas State	1955
25.7 (3/77)	at Marshall	2010
25.2 (5/126)	at Drake	1947
24.8 (5/124)	at Arizona State	2004
20.7 (3/62)	vs. Cal Poly	2003
20.7 (3/62)	vs. East Carolina	2011
20.6 (5/103)	vs. Midwestern	1953
20.5 (4/82)	vs. Texas Tech	1955

SEASON — RETURNS

50	517 yards, 10.34 ypr	1966
47	581 yards, 12.36 ypr	1967
43	507 yards, 11.79 ypr	1947
38	597 yards, 15.71 ypr	1956
38	487 yards, 12.82 ypr	1965
37	253 yards, 6.84 ypr	1969

SEASON — YARDS

597	38 returns, 15.71 ypr	1956
594	34 returns, 17.47 ypr	1955
581	47 returns, 12.36 ypr	1967
517	50 returns, 10.34 ypr	1966
507	43 returns, 11.79 ypr	1948
487	38 returns, 12.82 ypr	1965

SEASON — AVERAGE

20.00	13 returns, 260 yards	2006
-------	-----------------------	------

17.47	34 returns, 594 yards	1955
16.91	11 returns, 186 yards	1964
15.71	38 returns, 597 yards	1956
15.43	28 returns, 432 yards	1951
14.60	25 returns, 365 yards	1948

KICKOFF RETURNS

KICKOFF RETURNS Game: 12 (231) at Tulsa, 2008
Season: 67 (1,365), 2008

KICKOFF RETURN YARDAGE Game: 280 (10) vs. Colorado State, 1973
Season: 1,538 (60 returns), 2010

KICKOFF RETURN AVERAGE Game: 41.6 (5/208) vs. San Jose State, 2001
Season: 25.63 (60/1,538), 2010

GAME — RETURNS

12 (231)	at Tulsa	2008
11 (190)	vs. Hawaii	2001
11 (199)	at East Carolina	2008
10 (280)	vs. Colorado State	1973
10 (161)	at Iowa	1986
10 (257)	at Kent State	1985
10 (159)	at Oklahoma	2002
10 (199)	at Texas	2009
10 (271)	at Arkansas	2010
9 (121)	at Cincinnati	1951
9 (115)	vs. Lamar	1973
9 (234)	at San Diego State	1990
9 (154)	vs. Colorado State	1989
9 (145)	at BYU	1993

GAME — YARDS

280 (10)	vs. Colorado State	1973
271 (10)	at Arkansas	2010
257 (10)	at Kent State	1985
251 (8)	at USF	2011
234 (9)	at San Diego State	1990
231 (12)	at Tulsa	2008
222 (7)	at Southern Miss	2012
216 (7)	vs. Tulsa	1995
212 (7)	at Rice	2011
208 (5)	vs. San Jose State	2001

GAME — AVERAGE

41.6 (5/208)	vs. San Jose State	2001
39.2 (5/196)	at New Mexico	1996
36.7 (3/110)	vs. New Mexico	1984
36.0 (3/108)	vs. New Mexico State	1999
34.3 (3/103)	vs. Tulsa	2001
34.2 (5/171)	at North Carolina	1993
34.2 (5/171)	at East Carolina	2012
33.0 (5/165)	at Hardin-Simmons	1957
32.4 (5/162)	at Wyoming	1985
32.0 (4/128)	vs. San Diego State	2003
32.0 (4/128)	vs. Louisiana Tech	2003

SEASON — RETURNS

67	1,365 yards, 20.37 ypr	2008
65	1,309 yards, 20.14 ypr	1973
65	1,327 yards, 20.42 ypr	2007
64	1,265 yards, 19.77 ypr	2002
61	1,304 yards, 21.38 ypr	2009
60	1,538 yards, 25.63 ypr	2010
59	1,171 yards, 19.85 ypr	1993
58	1,303 yards, 22.47 ypr	2001
57	1,013 yards, 17.77 ypr	1986
56	1,157 yards, 20.66 ypr	1995

SEASON — YARDS

1,538	60 returns, 25.63 ypr	2010
1,365	67 returns, 20.37 ypr	2008
1,327	65 returns, 20.42 ypr	2007
1,309	65 returns, 20.14 ypr	1973
1,304	61 returns, 21.38 ypr	2009
1,303	33 returns, 22.47 ypr	2001
1,291	49 returns, 26.35 ypr	2011
1,265	64 returns, 19.77 ypr	2002
1,220	53 returns, 23.02 ypr	2003
1,171	59 returns, 19.85 ypr	1993

SEASON — AVERAGE

27.30	30 returns, 819 yards	1996
26.35	49 returns, 1,291 yards	2011
25.63	60 returns, 1,538 yards	2010
24.94	18 returns, 449 yards	1956
24.38	29 returns, 707 yards	1957

23.83	46 returns, 1,096 yards	2012
23.02	53 returns, 1,220 yards	2003
22.61	28 returns, 633 yards	1962
22.47	58 returns, 1,303 yards	2001

FIRST DOWNS

MOST FIRST DOWNS Game: 38 vs. Northern Michigan, 1986
Season: 270, 2005

MOST RUSHING FIRST DOWNS Game: 22 vs. New Mexico State & Hardin-Simmons, 1948
Season: 147, 1948

MOST PASSING FIRST DOWNS Game: 22 vs. Texas Tech, 2006
Season: 161, 2005

FEWEST FIRST DOWNS ALLOWED Game: 4(3/1/0) vs. Kansas State, 1947
Season: 79 (50/28/1), 1947

GAME — MOST FIRST DOWNS

38	vs. Northern Michigan	1986
36	vs. UAB	2009
34	at Utah	1987
32	at SMU	2007
31	vs. East Carolina	2007
30	vs. BYU	1977
30	at New Mexico	1988
30	at Fresno State	1999
30	vs. Weber State	2004
30	at Memphis	2005
30	vs. UAB	2005
30	vs. Houston	2011

SEASON — MOST FIRST DOWNS

270	87 rush, 161 pass, 22 penalty	2005
265	96 rush, 140 pass, 29 penalty	2010
261	93 rush, 141 pass, 27 penalty	2009
256	93 rush, 144 pass, 19 penalty	2007
252	86 rush, 148 pass, 18 penalty	1986
250	86 rush, 143 pass, 21 penalty	1999
248	121 rush, 101 pass, 26 penalty	2003
247	78 rush, 147 pass, 22 penalty	2008
246	115 rush, 119 pass, 12 penalty	1988
242	106 rush, 120 pass, 16 penalty	1995
242	94 rush, 115 pass, 33 penalty	2000

SEASON — MOST RUSHING FIRST DOWNS

147	170 total	1948
146	173 total	1949
132	166 total	1956
132	199 total	1976
130	229 total	1992
125	196 total	1984
123	168 total	1954
121	248 total	2003
120	157 total	1950
119	208 total	1993

SEASON — MOST PASSING FIRST DOWNS

161	270 total	2005
152	212 total	2006
148	252 total	1986
147	247 total	2008
144	256 total	2007
143	250 total	1999

TEAM RECORDS CONT.

141	261 total	2009
140	265 total	2010
126	190 total	1965
125	214 total	1989

PENALTIES

MOST PENALTIES

Game: 22 (217), vs. BYU, 1981
 Season: 109 (864), 2003
 Per Game Average: 8.4 (109/864), 2003

MOST PENALTY YARDS

Game: 217 (22), vs. BYU, 1981
 Season: 864 (109), 2003
 Per Game Average: 73.5 (864/808), 1981

FEWEST PENALTIES

Game: 0 (0) vs. Hardin-Simmons, 1948;
 at North Texas, 1954;
 vs. North Texas, 1959;
 vs. Trinity, 1960;
 at Wyoming, 1965;
 at San Diego State, 2006
 Season: 22 (201), 1960
 Per Game Average: 2.2 (22/201), 1960

FEWEST PENALTY YARDS

Game: 0 (0) vs. Hardin-Simmons, 1948;
 at North Texas, 1954;
 vs. North Texas, 1959;
 vs. Trinity, 1960;
 at Wyoming, 1965;
 at San Diego State, 2006
 Season: 201 (22), 1960
 Per Game Average: 20.1 (22/201), 1960

MOST OPPONENT PENALTIES

Game: 17 (122), at New Mexico, 2001
 Season: 110 (828), 1999; 110 (925), 2000
 Per Game Average: 9.2 (101/1,018), 1979

MOST OPPONENT PENALTY YARDS

Game: 163 (12), at New Mexico State, 1995
 Season: 1,018 (101), 1979
 Per Game Average: 92.5 (101/1,018), 1979

GAME – MOST PENALTIES

22 (217)	vs. BYU	1981
15 (123)	at Hawaii	1986
15 (155)	at Rice	2005
14 (170)	vs. New Mexico State	1949
14 (123)	at New Mexico State	1980
14 (117)	vs. San Jose State	2003
13 (95)	vs. Hawaii	1949
13 (109)	vs. Midwestern	1953
13 (110)	at New Mexico State	1984
13 (103)	at New Mexico	1986
13 (131)	at Nevada	2000
13 (89)	at Rice	2003
13 (137)	vs. Kansas	2009

GAME – MOST PENALTY YARDS

217 (22)	vs. BYU	1981
170 (14)	vs. New Mexico State	1949
155 (15)	at Rice	2005
143 (12)	at BYU	1978
139 (11)	vs. Utah	1974
137 (12)	at Texas-Arlington	1974
137 (13)	vs. Kansas	2009
134 (12)	vs. Northern Michigan	1986
131 (13)	at Nevada	2000
129 (12)	vs. New Mexico State	2012

SEASON – MOST PENALTIES

109	864 yards	2003
92	810 yards	2009
89	755 yards	1983
89	763 yards	1986
88	676 yards	2001
86	797 yards	2007
85	722 yards	1982
84	742 yards	1984
84	680 yards	2000
84	769 yards	2005

SEASON – MOST PENALTY YARDS

864	109 penalties	2003
836	78 penalties	1976

824	81 penalties	1980
810	92 penalties	2009
808	83 penalties	1981
797	86 penalties	2007
786	82 penalties	1978
778	78 penalties	1949
769	84 penalties	2005
763	89 penalties	1986

TURNOVERS

MOST FUMBLES

Game: 9, at Oklahoma State, 1977
 Season: 43, 1952 & 1976

MOST FUMBLES LOST

Game: 7, at Utah, 1976
 Season: 30, 1976

MOST INTERCEPTIONS THROWN

Game: 7, at Arizona, 1968 & at Utah, 1970
 Season: 33, 1965

MOST TOTAL TURNOVERS

Game: 10, at Utah, 1970
 Season: 55, 1965

MOST OPPONENT FUMBLES

Game: 11, at Wyoming, 1975
 Season: 47, 1977

MOST OPPONENT FUMBLES LOST

Game: 6, at Oklahoma State, 1977
 Season: 30, 1975

GAME – FUMBLES

9 (3)	at Oklahoma State	1977
8 (5)	at North Texas	1954
8 (4)	at Arizona State	1958
8 (5)	vs. Arizona State	1959
8 (3)	vs. Arizona	1960

GAME – FUMBLES LOST

7 (7)	at Utah	1976
6 (7)	vs. New Mexico	1949
6 (6)	vs. New Mexico State	1955
5 (6)*	at Rice	2009

* Accomplished 12 times with last time showing.

GAME – INTERCEPTIONS

7	at Arizona	1968
7	at Utah	1970
6	at Cincinnati	1951
6	at Hardin-Simmons	1951
6	vs. BYU	1973

GAME – TOTAL TURNOVERS

10 (3/7)	at Utah	1970
9 (7/2)	at New Mexico	1967
9 (3/6)	vs. BYU	1973
9 (4/5)	vs. BYU	1977

SEASON – FUMBLES

43	21 lost	1952
43	19 lost	1959
43	30 lost	1976
42	30 lost	1954
41	26 lost	1955

SEASON – FUMBLES LOST

30	42 fumbles	1954
30	43 fumbles	1976
26	41 fumbles	1955
24	34 fumbles	1972
23	30 fumbles	1975

SEASON – INTERCEPTIONS

33	1965
29	1969
29	1977
27	1941
27	1973

SEASON – MOST TOTAL TURNOVERS

55	33 interceptions, 22 fumbles	1965
49	29 interceptions, 20 fumbles	1977
47	27 interceptions, 20 fumbles	1941
46	16 interceptions, 30 fumbles	1976
45	24 interceptions, 21 fumbles	1978

TOTAL DEFENSE

FEWEST PLAYS ALLOWED

Game: 34, vs. New Mexico State, 1954
 Season: 492, 1962

GAME – FEWEST PLAYS ALLOWED

34 (31/3)	at New Mexico State	1954
39 (29/10)	vs. Kansas State	1947
43 (23/20)	vs. SMU	2006
44 (34/10)	at New Mexico State	1976
45 (32/13)	at BYU	1949
45 (32/13)	at Trinity	1957
45 (30/15)	vs. New Mexico State	1947
46 (33/13)	at New Mexico State	1980
47 (32/15)	vs. Eastern Illinois	1994
48 (38/10)	vs. Sul Ross	1954
48 (34/14)	vs. Trinity	1956

SEASON – FEWEST PLAYS ALLOWED

482	334 rush, 148 pass	1947
492	400 rush, 92 pass	1962
515	384 rush, 181 pass	1953
563	459 rush, 104 pass	1953
566	387 rush, 179 pass	1948

FEWEST NET YARDS ALLOWED

Game: -10 vs. San Jose State, 1966
 Season: 1,787, 1953

GAME – NET YARDS ALLOWED

-10 (-106/96)	vs. San Jose State	1966
5 (-61/66)	at New Mexico	1955
80 (60/20)	vs. Sul Ross	1953
84 (40/44)	at New Mexico State	1954
106 (103/3)	vs. New Mexico State	1950
107 (75/32)	vs. New Mexico State	1948
109 (38/71)	vs. Mississippi	1967
112 (34/78)	vs. Weber State	2004
113 (69/44)	at Trinity	1957
126 (98/28)	vs. Midwestern	1953

SEASON – NET YARDS ALLOWED PER GAME

198.6	1,787 (1,107/680)	1953
216.8	1,951 (1,079/872)	1947
226.0	2,260 (1,163/1,097)	1949
233.7	2,337 (1,889/438)	1963
234.1	2,341 (1,603/738)	1955
239.7	2,397 (1,455/1,142)	1948
250.2	2,502 (728/1,769)	1966
253.3	2,533 (1,617/916)	1956
264.0	2,376 (1,871/505)	1962
270.2	2,702 (2,071/631)	1954

PASS DEFENSE

FEWEST PASSES ATTEMPTED

Game: 2, by Air Force, 1987
 Season: 92, 1962

FEWEST PASSES COMPLETED

Game: 0, by Air Force, 1984
 Season: 35, 1962; 35, 1963

FEWEST PASSING YARDS ALLOWED

Game: 0, by Air Force, 1984
 Season: 438, 1963

GAME – FEWEST PASSING YARDS

Since 1965

0 (0-3-0)	vs. Air Force	1984
8 (1-5-0)	vs. Colorado State	1979
11 (1-3-0)	vs. Colorado State	1971

11 (1-13-2)	vs. East Tennessee State	1975
13 (2-4-0)	vs. Rice	1996
17 (1-2-1)	at Air Force	1987
19 (3-6-0)	at Colorado State	1976
19 (3-9-1)	vs. Mankato State	1988
22 (2-6-0)	at Wyoming	1975
23 (3-7-0)	vs. Pacific	1972

SEASON – FEWEST YARDS ALLOWED

Since 1960		
43.8*	438 (35-104-7)	1963
56.1	505 (35-92-9)	1962
93.5	935 (65-157-15)	1960
111.7	1,117 (69-137-10)	1972
111.9	1,343 (89-186-7)	1976
118.9	1,189 (60-127-6)	1961
128.5	1,285 (97-263-11)	1969
137.8	1,516 (132-270-23)	1971
142.2	1,422 (82-165-7)	1964
143.2	1,575 (100-200-10)	1975

* NCAA Statistical Champion

MOST INTERCEPTIONS

Game: 7, vs. Pacific, 1971
Season: 24, 1966

INTERCEPTION RETURN YARDS

Game: 150, vs. West Texas State, 1965
Season: 422, 2007

GAME – INTERCEPTIONS

7	vs. Pacific	1971
6	vs. San Diego State	1989
5	vs. West Texas State	1965
5	at West Texas State	1966
5	at Arizona State	1967
5	vs. Houston	2005
4	vs. New Mexico	1966
4	vs. Texas-Arlington	1966
4	at BYU	1966
4	vs. UC-Santa Barbara	1967
4	at New Mexico	1967
4	vs. New Mexico State	1968
4	at Colorado State	1970
4	vs. BYU	1985
4	at New Mexico State	1986
4	at New Mexico State	1988
4	vs. Texas Southern	2007
4	vs. East Carolina	2007
4	vs. SMU	2008
4	at Tulane	2011

GAME – INTERCEPTION RETURN YARDS

150 (5)	vs. West Texas State	1965
134 (3)	at BYU	1996
123 (5)	at West Texas State	1966
115 (4)	at New Mexico	1967
114 (3)	vs. Arizona	1939
104 (2)	vs. New Mexico	1962
104 (4)	vs. BYU	1985
103 (3)	vs. Wichita	1939
100 (2)	at Hawaii	1991
100 (1)	at New Mexico State	2007
100 (1)	at UCF	2007

SEASON – INTERCEPTIONS

24	332 yards	1966
23	193 yards	1971
22	352 yards	1988
21	367 yards	1965
21	223 yards	1967
20	164 yards	1958

SEASON – INTERCEPTION RETURN YARDS

422	18 interceptions	2007
367	21 interceptions	1965
352	22 interceptions	1988
332	24 interceptions	1966
295	18 interceptions	2004
285	14 interceptions	2005
273	16 interceptions	1955
246	9 interceptions	1962
246	17 interceptions	1980

SEASON – DEFENSIVE PASS EFFICIENCY

Year	C	A	I	TD	Yards	Rating
1963	35	104	7	1	438	58.74
1956	66	175	23	3	916	61.05
1955	61	154	16	3	738	65.51

1953	51	131	14	2	680	66.20
1949	75	208	19	6	1097	71.61
1946	48	125	15	3	805	76.42
1962	35	92	9	4	505	78.93
1965	145	347	21	12	1580	79.34
1967	142	342	21	11	1679	81.09
1969	97	263	11	10	1285	82.11

RUSH DEFENSE

FEWEST RUSHING ATTEMPTS

Hawaii, 2003
Season: 92, 1962

FEWEST RUSHING YARDS ALLOWED

vs. San Jose State, 1966
Season: 728, 1966

GAME – FEWEST RUSHING ATTEMPTS

11 (37)	at Hawaii	2003
13 (35)	vs. Valdosta State	1995
14 (77)	vs. Hawaii	2004
15 (25)	vs. West Texas State	1965
18 (103)	vs. Texas Tech	2006
19 (46)	at San Jose State	1996
20 (227)	at BYU	1984
20 (0)	vs. BYU	1997
20 (64)	vs. SMU	2008
21 (20)	at Hawaii	1948
21 (77)	at Texas Tech	2007

GAME – FEWEST YARDS ALLOWED

-106 (32)	vs. San Jose State	1966
-61 (31)	at New Mexico	1955
-17 (24)	at New Mexico State	2005
-13 (50)	at Arizona State	1966
0 (20)	vs. BYU	1997
6 (26)	at Tulsa	2000
11 (24)	at Northern Illinois	1996
12 (26)	vs. West Virginia	1950
16 (29)	at New Mexico State	2011
23 (28)	vs. New Mexico	1989

GAME – MOST RUSHING ATTEMPTS

90 (518)	at New Mexico	1971
81 (363)	vs. Colorado State	1971
81 (433)	vs. Air Force	1988
80 (314)	at Abilene Christian	1951
79 (312)	vs. Rice	2004
78 (413)	at Arizona State	1977
76 (299)	at Colorado State	1972
74 (477)	at Oklahoma State	1977
73 (522)	vs. New Mexico	1972
73 (293)	at Rice	2001

* Accomplished five times with last time showing.

GAME – MOST YARDS ALLOWED

522 (73)	vs. New Mexico	1972
518 (90)	at New Mexico	1971
485 (65)	at Wyoming	1975
483 (38)	vs. Arizona	1952
482 (52)	vs. Arizona State	1973
480 (45)	at Texas Tech	1954
477 (74)	at Oklahoma State	1977
475 (72)	at Colorado State	1978
475 (61)	at TCU	1999
448 (64)	at Idaho	1973

SCORING DEFENSE

GAME

Fewest Points Allowed: 0 several times, last vs. Texas Southern, 2005

SEASON

Fewest Touchdowns Allowed: 10, 1956

Fewest Points Allowed: 65, 1956

THE MOST ONE-HALF . . .

Points: 43, vs. Northern Michigan, 1986

Points Allowed: 49, at Tulsa, 2008

TDs Passing: 5, Brooks Dawson at New Mexico, 1967

TDs Rushing: 4, Fred Wendt vs. NMSU, 1948

4, Howard Jackson vs. Sacramento State, 2002

4, Donald Buckram vs. Houston, 2009

First Downs: 19, vs. UAB, 2009

Rushing Yards: 207, Fred Wendt vs. NMSU, 1948

Passing Yards: 309, Billy Stevens vs. North Texas, 1965

MISCELLANEOUS

IN SEASON OPENERS

OVERALL: 41-49-5

HOME: 32-18-3

ROAD: 9-31-2

Year	Opponent	Result
1914	vs. YMCA	W, 7-6
1915	vs. 20th Infantry	W, 42-6
1916	vs. El Paso High	L, 3-14
1917	at El Paso High	T, 0-0
1919	vs. Motor Transport	W, 32-0
1920	vs. Arizona	L, 7-60
1921	vs. Calamus Club	L, 0-21
1922	vs. Arizona	L, 0-18
1923	vs. 8th Cavalry	W, 20-0
1924	vs. Sul Ross State	W, 32-6
1925	at Sul Ross State	L, 7-31
1926	vs. Western New Mexico	W, 25-3
1927	vs. Arizona	L, 6-28
1928	vs. Western New Mexico	W, 68-0
1929	vs. New Mexico Mines	W, 46-0
1930	at Texas	L, 0-28
1931	vs. Wayland Baptist	W, 10-0
1932	vs. Wayland Baptist	W, 38-7
1933	at Texas	L, 6-22
1934	vs. Daniel Baker	W, 34-7
1935	at New Mexico	L, 0-20
1936	vs. West Texas State	L, 7-13
1937	at New Mexico State	L, 0-14
1938	vs. New Mexico Military	W, 26-0
1939	vs. Texas Tech	W, 7-2
1940	at Northern Arizona	W, 28-7
1941	vs. Louisiana Tech	T, 0-0
1942	at Louisiana Tech	L, 0-20
1946	vs. Drake	L, 2-7
1947	at Drake	W, 19-7
1948	vs. McMurry	W, 33-14
1949	at BYU	W, 47-6
1950	at Cincinnati	L, 0-32
1951	vs. North Texas	L, 0-33
1952	vs. North Texas	L, 14-27
1953	vs. Sul Ross State	W, 26-7
1954	vs. Sul Ross State	W, 35-14
1955	vs. North Texas	T, 7-7
1956	at Texas Tech	W, 17-13
1957	vs. North Texas	W, 14-13
1958	at North Texas	L, 8-26
1959	vs. University of Mexico	W, 43-8
1960	vs. Utah State	L, 7-20
1961	at Utah State	L, 6-21
1962	at North Texas	L, 6-19
1963	vs. North Texas	W, 34-7
1964	at North Texas	T, 0-0
1965	vs. North Texas	W, 61-15
1966	at Arizona State	L, 26-30
1967	vs. UC Santa Barbara	W, 50-14
1968	vs. UC Santa Barbara	T, 14-14
1969	vs. Pacific	W, 14-10
1970	vs. Pacific	L, 18-24
1971	vs. Texas-Arlington	W, 38-9
1972	vs. Lamar	L, 28-42
1973	at Idaho	L, 14-62
1974	vs. Pacific	L, 14-17
1975	at San Diego State	L, 10-31
1976	vs. Texas-Arlington	W, 38-15
1977	vs. North Texas	L, 10-41
1978	at North Texas	L, 0-49
1979	at North Texas	L, 0-35
1980	at Texas Tech	L, 7-35
1981	vs. New Mexico State	L, 7-14
1982	at New Mexico State	W, 20-17
1983	vs. New Mexico State	W, 20-9
1984	at Texas A&M	L, 17-20
1985	at Air Force	L, 6-48
1986	vs. Northern Michigan	W, 64-29
1987	vs. New Mexico State	W, 31-0
1988	vs. Mankato State	W, 37-3
1989	vs. Tulsa	L, 14-23
1990	vs. BYU	L, 10-30
1991	vs. New Mexico	W, 35-19
1992	vs. BYU	L, 28-38
1993	at Arizona	L, 6-24
1994	at Wyoming	L, 13-36
1995	at New Mexico State	L, 17-45
1996	at Arizona	L, 3-23
1997	at LSU	L, 3-55
1998	at Texas Tech	L, 3-35
1999	vs. New Mexico	W, 13-10
2000	at Oklahoma	L, 14-55
2001	at New Mexico	L, 6-26

2002	vs. Sacramento State	W, 42-12
2003	at Arizona	L, 7-42
2004	at Arizona State	L, 9-41
2005	at New Mexico State	W, 34-17
2006	at San Diego State	W, 34-27
2007	vs. New Mexico	W, 10-6
2008	at Buffalo	L, 17-42
2009	vs. Buffalo	L, 17-23
2010	vs. Arkansas-Pine Bluff	W, 31-10
2011	vs. Stony Brook	W, 31-24 OT
2012	vs. Oklahoma	L, 7-24

IN HOME OPENERS

OVERALL: 57-32-4

Year	Opponent	Result
1914	vs. YMCA	W, 7-6
1916	vs. 20th Infantry	W, 42-6
1919	vs. Motor Transport	W, 32-0
1920	vs. Arizona	L, 7-60
1921	vs. Calamus Club	L, 0-21
1922	vs. Arizona	L, 0-18
1923	vs. 8th Cavalry	W, 20-0
1924	vs. Sul Ross State	W, 32-6
1925	vs. New Mexico	W, 19-2
1926	vs. Western New Mexico	W, 25-3
1927	vs. Arizona	L, 6-19
1928	vs. Western New Mexico	W, 68-0
1929	vs. New Mexico Mines	W, 46-0
1930	vs. Arizona State	W, 19-6
1931	vs. Wayland Baptist	W, 10-0
1932	vs. Wayland Baptist	W, 38-7
1933	vs. Howard Payne	L, 0-6
1934	vs. Daniel Baker	W, 34-7
1935	vs. St. Mary's	L, 0-38
1936	vs. West Texas State	L, 7-13
1937	vs. West Texas State	W, 16-14
1938	vs. New Mexico Military	W, 26-0
1939	vs. Texas Tech	W, 7-2
1940	vs. North Dakota	W, 20-6
1941	vs. Louisiana Tech	T, 0-0
1942	vs. New Mexico	W, 7-0
1946	vs. Drake	L, 2-7
1947	vs. Kansas State	W, 20-6
1948	vs. McMurry	W, 33-14
1949	vs. John Carroll	W, 33-7
1950	vs. New Mexico State	W, 40-0
1951	vs. North Texas State	L, 10-33
1952	vs. Sul Ross State	W, 42-0
1953	vs. Sul Ross State	W, 26-7
1954	vs. Sul Ross State	W, 35-14
1955	vs. North Texas	T, 7-7
1956	vs. Abilene Christian	W, 20-0
1957	vs. North Texas	W, 14-13
1958	vs. New Mexico	W, 15-6
1959	vs. University of Mexico	W, 43-8
1960	vs. Utah State	L, 7-20
1961	vs. West Texas State	L, 27-56
1962	vs. New Mexico	W, 16-14
1963	vs. North Texas	W, 34-7
1964	vs. BYU	T, 18-18
1965	vs. North Texas	W, 61-15
1966	vs. New Mexico	W, 51-3
1967	vs. UC Santa Barbara	W, 50-14
1968	vs. UC Santa Barbara	T, 14-14
1969	vs. Pacific	W, 14-10
1970	vs. Pacific	L, 18-24
1971	vs. Texas-Arlington	W, 38-9
1972	vs. Lamar	L, 28-42
1973	vs. Pacific	L, 9-34
1974	vs. Pacific	L, 14-17
1975	vs. New Mexico State	L, 24-31
1976	vs. Texas-Arlington	W, 38-15
1977	vs. North Texas	L, 10-41
1978	vs. Air Force	L, 25-34
1979	vs. Pacific	W, 31-7
1980	vs. North Texas	L, 15-35
1981	vs. New Mexico State	L, 7-14
1982	vs. SMU	L, 10-31
1983	vs. New Mexico State	W, 20-9
1984	vs. Idaho State	W, 16-14
1985	vs. New Mexico State	L, 20-22
1986	vs. Northern Michigan	W, 64-29
1987	vs. New Mexico State	W, 31-0
1988	vs. Mankato State	W, 37-3
1989	vs. Tulsa	L, 14-23
1990	vs. BYU	L, 10-30
1991	vs. New Mexico	W, 35-19
1992	vs. BYU	L, 28-38

1993	vs. UNLV	W, 41-24
1994	vs. Eastern Illinois	W, 22-20
1995	vs. Valdosta State	W, 34-24
1996	vs. New Mexico State	W, 14-7
1997	vs. New Mexico	L, 20-38
1998	vs. Oregon	L, 26-33
1999	vs. New Mexico	W, 13-10
2000	vs. SMU	W, 37-20
2001	vs. Texas Southern	W, 52-6
2002	vs. Sacramento State	W, 42-12
2003	vs. Cal Poly	L, 13-34
2004	vs. Weber State	W, 32-0
2005	vs. Houston	W, 44-41 2OT
2006	vs. Texas Tech	L, 35-38 OT
2007	vs. New Mexico	W, 10-6
2008	vs. Texas	L, 13-42
2009	vs. Buffalo	L, 17-23
2010	vs. Arkansas-Pine Bluff	W, 31-10
2011	vs. Stony Brook	W, 31-24 OT
2012	vs. Oklahoma	L, 7-24

IN HOMECOMING GAMES

OVERALL: 37-43-1

Year	Opponent	Result
1929	vs. New Mexico State	W, 8-0
1930	vs. New Mexico Military	W, 27-7
1931	vs. New Mexico State	W, 20-0
1932	vs. St. Edward's	W, 27-13
1933	vs. New Mexico State	W, 9-0
1934	vs. New Mexico	L, 15-21
1935	vs. Western New Mexico	W, 9-7
1936	vs. Arizona State	L, 0-19
1937	vs. Sul Ross State	W, 34-20
1938	vs. Arizona State	W, 14-6
1939	vs. Arizona	W, 14-6
1940	vs. New Mexico State	W, 40-26
1941	vs. Northern Arizona	W, 23-20
1942	vs. New Mexico State	W, 61-6
1946	vs. New Mexico State	L, 7-14
1947	vs. New Mexico State	W, 26-0
1948	vs. Hardin-Simmons	T, 27-27
1949	vs. Texas Tech	L, 0-13
1950	vs. Hardin-Simmons	W, 21-20
1951	vs. Texas Tech	L, 7-27
1952	vs. Arizona	L, 7-55
1953	vs. New Mexico State	W, 39-0
1954	vs. Hardin-Simmons	W, 20-7
1955	vs. Arizona State	L, 13-20
1956	vs. Hardin-Simmons	W, 51-13
1957	vs. Arizona State	L, 7-43
1958	vs. Hardin-Simmons	L, 6-14
1959	vs. New Mexico State	W, 20-15
1960	vs. Hardin-Simmons	W, 45-6

1961	vs. Arizona State	L, 28-48
1962	vs. Arizona	L, 0-7
1963	vs. Texas Tech	L, 3-7
1964	vs. New Mexico	L, 12-20
1965	vs. Colorado State	W, 35-10
1966	vs. Wyoming	L, 7-31
1967	vs. New Mexico State	W, 46-24
1968	vs. Wyoming	L, 19-26
1969	vs. Arizona State	L, 19-42
1970	vs. Arizona	W, 33-17
1971	vs. Utah	L, 10-32
1972	vs. New Mexico	L, 7-56
1973	vs. Colorado State	L, 24-76
1974	vs. Wyoming	W, 35-13
1975	vs. Arizona	L, 0-36
1976	vs. Arizona State	L, 6-23
1977	vs. New Mexico State	W, 23-21
1978	vs. New Mexico	L, 0-21
1979	vs. Hawaii	L, 12-27
1980	vs. New Mexico	L, 21-22
1981	vs. Hawaii	L, 7-35
1982	vs. Air Force	L, 7-35
1983	vs. Colorado State	L, 15-31
1984	vs. Hawaii	L, 20-24
1985	vs. Hawaii	L, 7-23
1986	vs. San Diego State	L, 10-15
1987	vs. Lamar	W, 38-14
1988	vs. Colorado State	W, 34-14
1989	vs. Colorado State	L, 0-52
1990	vs. Hawaii	W, 12-10
1991	vs. Colorado State	L, 18-23
1992	vs. Air Force	L, 22-28
1993	vs. Utah	L, 29-45
1994	vs. BYU	L, 28-34
1995	vs. Tulsa	L, 28-38
1996	vs. Rice	L, 21-48
1997	vs. San Jose State	L, 7-10
1998	vs. San Jose State	W, 28-21
1999	vs. SMU	W, 42-28
2000	vs. Fresno State	W, 23-13
2001	vs. San Jose State	L, 28-40
2002	vs. Rice	W, 38-35
2003	vs. Louisiana Tech	L, 35-38
2004	vs. Hawaii	W, 51-20
2005	vs. Marshall	W, 31-3
2006	vs. Rice	L, 31-37
2007	vs. East Carolina	L, 42-45 (OT)
2008	vs. Tulane	W, 24-21
2009	vs. Houston	W, 58-41
2010	vs. Rice	W, 44-24
2011	vs. Colorado State	W, 31-17
2012	vs. Tulane	W, 24-20

UTEP VS. THE ASSOCIATED PRESS TOP 25

OVERALL: 4-48 (HOME 3-18, AWAY 1-30)

Jan. 1, 1957	vs. 16 George Washington	L, 0-13
Nov. 26, 1960	at 15 New Mexico State	L, 15-27
Nov. 13, 1967	vs. 6 Wyoming	L, 19-21
Sept. 28, 1968	at 17 Arizona State	L, 19-31
Nov. 16, 1968	vs. 20 Wyoming	L, 19-26
Oct. 11, 1969	at 18 Wyoming	L, 9-37
Oct. 24, 1970	vs. 12 Arizona State	L, 13-42
Oct. 2, 1971	at 13 Arizona State	L, 7-24
Nov. 17, 1973	vs. 13 Arizona State	L, 13-54
Oct. 5, 1974	at 12 Arizona	L, 13-42
Nov. 2, 1974	at 14 Arizona State	W, 31-27
Oct. 11, 1975	vs. 17 Arizona	L, 0-36
Oct. 25, 1975	at 11 Arizona State	L, 6-24
Nov. 26, 1977	vs. 18 BYU	L, 19-68
Nov. 1, 1980	at 17 BYU	L, 7-83
Sept. 19, 1981	vs. 13 BYU	L, 8-65
Sept. 11, 1982	at 2 Washington	L, 0-55
Sept. 18, 1982	vs. 6 SMU	L, 10-31
Oct. 16, 1982	at 10 Arizona State	L, 6-37
Nov. 5, 1983	vs. 12 BYU	L, 9-31
Nov. 3, 1984	at 4 BYU	L, 9-42
Sept. 7, 1985	at 3 SMU	L, 23-35
Oct. 26, 1985	vs. 7 BYU	W, 23-16
Sept. 27, 1986	at 15 Iowa	L, 7-69
Oct. 3, 1987	at 13 Arizona State	L, 16-35
Nov. 5, 1988	at 10 Wyoming	L, 6-51
Sept. 30, 1989	at 8 Arkansas	L, 7-39
Oct. 21, 1989	at 21 BYU	L, 24-49
Sept. 1, 1990	vs. 16 BYU	L, 10-30
Sept. 15, 1990	at 7 Tennessee	L, 0-56
Nov. 28, 1992	vs. 25 Fresno State	L, 18-43
Sept. 4, 1993	at 14 Arizona	L, 6-24
Oct. 2, 1993	at 16 North Carolina	L, 39-45
Oct. 15, 1994	at 15 Colorado State	L, 9-47
Oct. 29, 1994	at 12 Utah	L, 7-52
Nov. 2, 1996	at 13 BYU	L, 10-69
Sept. 6, 1997	at 10 LSU	L, 3-55
Nov. 1, 1997	vs. 25 BYU	W, 14-3
Sept. 12, 1998	vs. 24 Oregon	L, 26-33
Sept. 18, 1999	at 16 Kansas State	L, 7-40
Sept. 2, 2000	at 19 Oklahoma	L, 14-55
Nov. 18, 2000	at 15 TCU	L, 14-47
Sept. 14, 2002	at 3 Oklahoma	L, 0-68
Nov. 15, 2003	at 24 Boise State	L, 21-51
Sept. 18, 2004	vs. 23 Boise State	L, 31-47
Sept. 9, 2006	vs. 24 Texas Tech	L, 35-38 OT
Sept. 6, 2008	vs. 10 Texas	L, 1

SUN BOWL HIGHLIGHTS

SEPT. 21, 1963

Larry Durham ran 54 yards for a touchdown on the game's first play from scrimmage in the inaugural game in the Sun Bowl. The Miners defeated North Texas State 34-7.

OCT. 15, 1966

The Miners' 68 points in a 68-21 win over Texas-Arlington marked the most-ever scored in the Sun Bowl.

NOV. 18, 1967

For the first time in school history the Miners faced a nationally-ranked team, as UTEP hosted sixth-ranked Wyoming. The game featured the first sellout in school history, as 35,023 fans packed a Sun Bowl that seated just 30,000 fans. UTEP took a 13-3 halftime lead before Wyoming stormed back. With seconds remaining, UTEP's Jerry Waddles attempted a 44-yard field goal that went just wide, giving the No. 4 Cowboys a 21-19 win over the Miners.

SEPT. 21, 1968

UTEP played its first game as a member of the Western Athletic Conference and walked off the field with a huge 44-15 triumph over New Mexico. Brooks Dawson led the way with 196 passing yards and two touchdowns, and Jeff White added two rushing scores.

SEPT. 21, 1974

UTEP snapped a 13-game losing streak with a 34-7 win against Utah.

SEPT. 20, 1975

The lowest-scoring game in Sun Bowl history showed UTEP beating East Tennessee State, 6-3.

OCT. 26, 1985

Defending national champion BYU, with a 24-game WAC winning streak, was derailed by the Miners, 23-16. UTEP defensive back Danny Taylor made the game's big play, a 100-yard interception return for a second quarter score that broke a 10-10 tie. The win was UTEP's lone triumph in a 1-10 season.

NOV. 12, 1988

UTEP's 51-point margin of victory against San Diego State in a 58-7 contest was the largest-ever for the Miners in the Sun Bowl.

NOV. 19, 1988

UTEP edged Air Force, 31-24, earning the school its 10th win and a trip to the Independence Bowl in Shreveport, La. UTEP was led by Academic All-American quarterback Pat Hegarty and former Dallas Cowboy Tony Tolbert.

NOV. 12, 1994

With an overtime tiebreaker now in effect, the Miners played what could very well be the last tie game in school history as UTEP and Fresno State battled to a 30-30 deadlock.

NOV. 1, 1997

The Miners upset 25th-ranked BYU, 14-3. Ecstatic Miner fans made ESPN highlights by tearing down the south goal posts, carrying them up through the stands, and depositing them into the base of the mountain. It was the first time in 138 games that BYU was held without a touchdown.

SEPT. 25, 1999

Before a sellout crowd of 52,247 – at the time the largest audience ever to witness a football game at the Sun Bowl – UTEP routed rival New Mexico State 54-23. The Miners scored the last 24 points of the contest after the Aggies closed to within 30-23 with 5:47 to go in the third quarter. Paul Smith rushed for 187 yards for UTEP, which had 505 yards of total offense.

OCT. 21, 2000

With first place on the line in the WAC, UTEP scored 23 unanswered points to start the game, rolling to a 23-13 win over Fresno State before 52,085 fans. It marked the third sellout in school history and the second in as many years. QB Rocky Perez completed 20 of 29 passes for 212 yards and one touchdown to lead the way.

NOV. 11, 2000

The largest crowd to ever witness a football game in the Sun Bowl (53,304) saw the Miners clinch a share of the WAC title with a 38-21 win over Rice in the season finale. Fans not only tore down the south goal posts, as they did in 1997 after UTEP upset BYU, but they tore down both sets, depositing the remains over the east stands of the stadium. Pacing UTEP in the win was QB Rocky Perez, who completed 20 of 29 passes for a career-high 320 yards and three touchdowns. TE Brian Natkin and WR Lee Mays each had stellar outings. Natkin hauled in eight passes for a career-best 110 yards, while Mays caught five passes for 111 yards and three touchdowns.

OCT. 19, 2002

Miner fans went home happy on Homecoming after Keith Robinson boomed a school-record 59-yard field goal to beat Rice, 38-35. UTEP had to erase a 21-7 deficit to nip the Owls. After Rice's Kyle Herm hit Marcus Battle for an 18-yard touchdown to knot the contest at 35 late in the fourth quarter, Robinson split the uprights with 11 seconds remaining. Omar Duarte threw for 128 yards and two touchdowns in a relief role to spark the Miner comeback.

NOV. 13, 2004

UTEP and Rice provided another thrilling ball game for football fans in El Paso. A loyal crowd of 43,507 braved the cold and hard-driving rain to watch the Miners hang on for a 35-28 double-overtime victory over the Owls. Two safeties for Rice over the final 5:20 of regulation sent the game into the first overtime. After a three-yard TD pass from Jordan Palmer to Casey Mauch tied the game at 28 in the first overtime, Palmer connected with Johnnie Lee Higgins, Jr. on the very next play -- the first play of the second overtime -- for a 25-yard touchdown. Rice took its turn on offense. A fourth-down pass interference call on UTEP kept the Owls' drive alive. Then a UTEP face mask penalty gave Rice four downs from the Miner one-yard line. However, on first down UTEP's Quintin Demps stripped the ball from Rice running back Ed Bailey. Robert Rodriguez pounced on the ball to secure the win for the Miners.

OCT. 6, 2007

The Miners had to overcome a pair of nine-point second-half deficits on their way to a 48-47 conquest of eventual Conference USA Western Division champion Tulsa. UTEP trailed 30-21 early in the third quarter and 37-28 early in the fourth quarter. After quarterback Paul Smith put the Golden Hurricane ahead 47-41 on a one-yard touchdown run with 4:34 to go, the Miners marched 76 yards on 11 plays for the winning score. UTEP's Trevor Vittatoe connected with Joe West on a 14-yard touchdown pass with 58 seconds remaining for the 48-47 lead. Tulsa drove to the Miner 36-yard line in the final seconds, but Jarod Tracy's 53-yard field goal was wide left as time expired.

SEPT. 6, 2008

A record crowd of 53,415 packed the Sun Bowl for the first-ever El Paso meeting between the Miners and Texas. The game had sold out weeks in advance, and fans began tailgating early in the morning in anticipation of the first matchup between the schools since 1933. The Miners were within striking distance of the heavily-favored Longhorns until UT exploded for 14 points in the first two minutes of the fourth quarter on its way to a 42-13 victory.

OCT. 3, 2009

UTEP was coming off a 64-7 loss at second-ranked Texas, and was a heavy underdog to a Houston team that had zipped out to a 3-0 start. But the Miners dominated the Cougars after falling behind 10-0 midway through the first quarter. With Donald Buckram rushing for 262 yards -- the second-top total in school history -- UTEP scored 55 points over the final three quarters and blitzed the 12th-ranked Cougars, 58-41. It was the Miners' first win over a ranked opponent in 12 years.

OCT. 21, 2009

The Miners appeared to be on life support, trailing visiting Tulsa 24-13 and being forced to punt with 10 minutes to play. However, in one of the most improbable rallies in school history, UTEP put together scoring drives of 61 and 54 yards over the final eight and a half minutes to edge the Golden Hurricane, 28-24. Donald Buckram rushed for 76 of his 165 yards in the fourth quarter and scored both of the Miners' touchdowns in the period.

NOV. 6, 2010

With bowl eligibility on the line, UTEP put together its most complete performance of the season, knocking off eventual Conference USA Western Division champion SMU 28-14. The Miners jumped out to first half leads of 14-0 and 21-7 and kept the Mustangs at bay, limiting them to 359 yards. Trevor Vittatoe threw for three touchdowns for UTEP in a game where neither team committed a turnover.

SUN BOWL RECORDS

■UTEP GAMES ONLY

SEASON

MOST POINTS: 253 (2004)
FEWEST POINTS: 38 (1964)
MOST OPPONENT POINTS: 303 (1977)
FEWEST OPPONENT POINTS: 83 (1967)

GAME

MOST POINTS: 68, vs. Texas-Arlington, 1966
MOST OPPONENT POINTS: 69, by San Jose State, 2003
MOST COMBINED POINTS: 110, (San Jose State 69, UTEP 41), 2003
WIDEST MARGIN OF VICTORY: 51, (UTEP 58, San Diego State 7), 1988
WIDEST MARGIN OF DEFEAT: 57, (BYU 65, UTEP 8), 1981

■RUSHING RECORDS

Attempts UTEP: 38, Toraino Singleton vs. Eastern Illinois, 1994
 OPPONENT: 45, Chance Kretschmer, Nevada, 2001
Yardage UTEP: 262, Donald Buckram vs. Houston, 2009
 OPPONENT: 327, Chance Kretschmer, Nevada, 2001
TDs UTEP: 4, John Harvey vs. Weber State, 1988
 4, Howard Jackson vs. Sacramento State, 2002
 4, Donald Buckram vs. Houston, 2009
 OPPONENT: 6, Chance Kretschmer, Nevada, 2001

■PASSING RECORDS

Attempts UTEP: 65, Brooks Dawson vs. UC Santa Barbara, 1968
 OPPONENT: 73, Chase Holbrook, NMSU, 2006
Completions UTEP: 38, Trevor Vittatoe vs. East Carolina, 2007
 OPPONENT: 48, Chase Holbrook, NMSU, 2006
Yardage UTEP: 517, Trevor Vittatoe vs. Marshall, 2009
 OPPONENT: 543, Scott Rislow, San Jose State, 2003
TDs UTEP: 7, Sammy Garza vs. Northern Michigan, 1986
 OPPONENT: 7, Scott Rislow, San Jose State, 2003

■RECEIVING RECORDS

Receptions UTEP: 17, Chuck Hughes vs. Arizona State, 1965
 OPPONENT: 12, Mike Jones, Wyoming, 1993
 12, James Casey, Rice, 2008
Yardage UTEP: 349, Chuck Hughes vs. North Texas State, 1965
 OPPONENT: 228, Barry Moore, North Texas State, 1968
TDs UTEP: 4, Volley Murphy vs. BYU, 1967
 OPPONENT: 3, Barry Moore, North Texas State, 1968
 3, Joe Hughes, Wyoming, 1993
 3, Courtney Anderson, San Jose State, 2003
 3, Reggie Lindsey, UAB, 2005
 3, Marcus Anderson, New Mexico State, 2008
 3, James Casey, Rice, 2008

■SCORING

Points UTEP: 30, John Harvey vs. Weber State, 1988
 OPPONENT: 36, Chance Kretschmer, Nevada, 2001
PAT UTEP: 7, Chris Jacke vs. San Diego State, 1988
 7, Reagan Schneider vs. SMU, 2004
 7, Jose Martinez vs. Texas Southern, 2007
 7, Jose Martinez vs. UCF, 2008
 OPPONENT: 8, Justin Estes, Southern Miss, 2007
PAT Attempts UTEP: 7, Chris Jacke vs. San Diego State, 1988
 7, Ricky Bishop vs. New Mexico State, 1999
 7, Reagan Schneider vs. SMU, 2004
 7, Jose Martinez vs. Texas Southern, 2007
 OPPONENT: 8, Nick Calaycay, Boise State, 2002
 8, Justin Estes, Southern Miss, 2007
FG Made UTEP: 5, Reagan Schneider vs. Houston, 2005
 5, Jose Martinez vs. East Carolina, 2007
 5, Jose Martinez vs. UCF, 2008
 OPPONENT: 3, Leonard Chitty, BYU, 1987
 3, Daniel Hernandez, SMU, 1996
 3, Alex Trlica, Texas Tech, 2006
 3, Ben Hartman, East Carolina, 2007
FG Attempted UTEP: 6, Reagan Schneider vs. Houston, 2005
 OPPONENT: 5, Alex Trlica, Texas Tech, 2006
Kick Scoring UTEP: 18, Reagan Schneider vs. Houston, 2005
 18, Jose Martinez vs. East Carolina, 2007
 OPPONENT: 13, Ben Hartman, East Carolina, 2007

■PUNTING RECORDS

Number UTEP: 13, Lonnie Crittendon vs. Wyoming, 1972
 OPPONENT: 10, Tom Templar, Colorado State, 1979
 10, Wyatt Kennah, Weber State, 2004
 10, Kyle Watson, Texas Southern, 2005
Yardage UTEP: 443, Greg Hiatt vs. Kansas, 2009
 OPPONENT: 450, Kyle Watson, Texas Southern, 2005
Average UTEP: 60.3, Ed Bunn vs. BYU, 1992
 OPPONENT: 53.0, Alex Reyes, Texas Tech, 2006

■KICKOFF RETURN RECORDS

Number UTEP: 7, Ray Holt vs. Wyoming, 1978
 OPPONENT: 6, Bill Matthews, Texas-Arlington, 1966
Yardage UTEP: 170, Cedric Johnson vs. Tulsa, 1995
 OPPONENT: 210, Jeremy Eddington, Rice, 2012

■PUNT RETURN RECORDS

Number UTEP: 7, Luther Johnson vs. New Mexico State, 1987
 7, Jahmal Fenner vs. Sacramento State, 2002
 OPPONENT: 8, Billy Gonzalez, Colorado State, 1989
Yardage UTEP: 117, Charlie West vs. Colorado State, 1967
 OPPONENT: 169, Cody Cardwell, SMU, 2002

■INTERCEPTION RECORDS

Number UTEP: 4, Charlie West vs. West Texas State, 1965
 OPPONENT: 3, Rory Palmore, New Mexico State, 1977
 3, Abraham Elimimian, Hawaii, 2004
Yardage UTEP: 104, Danny Taylor vs. BYU, 1985
 OPPONENT: 99, Marquis Coleman, UAB, 2009

■DISTANCE RECORDS

TOUCHDOWN RUN: 90 yards by Willie Fuller, UTEP vs. Utah, 10/1/88
LONGEST RUN, NO TD: 78 yards by Kim Jones, Colorado State, 10/27/73
 78 yards by Howard Jackson, UTEP vs. SJSU, 11/8/03
TOUCHDOWN PASS: 85 yards by Doug Dobbs to Scott Hughes, Texas-Arlington, 9/4/76
 85 yards by Trevor Vittatoe, UTEP to Kris Adams vs. SMU, 11/15/08
PUNT RETURN: 93 yards by Reggie Matthews, UTEP vs. UC Santa Barbara, 9/14/68
KICKOFF RETURN: 100 yards by Williard Howell, Pacific, 9/15/73
INTERCEPTION RETURN: 100 yards by Danny Taylor, UTEP vs. BYU, 10/26/85
FUMBLE RETURN: 97 yards by Jacoby Rhinehart, SMU, 11/9/96
FIELD GOAL: 64 yards by Jose Martinez, UTEP vs. UCF, 9/27/08

■SUN BOWL FACTS

The Sun Bowl was completed for the start of the 1963 season and on the opening play from scrimmage, UTEP back Larry Durham broke away for a 54-yard touchdown against North Texas State. The facility was originally designed to hold 30,000 spectators. The second deck on the press box was completed in 1969, and in 1982 extra seating was added. The present seating capacity is 51,500. New scoreboards and a video board were added in 2001, and a Matrix 46 playing surface was installed for the 2009 season.

■SUN BOWL STATS

First Game: Sept. 21, 1963 (UTEP 34, North Texas 7)
Current Capacity: 51,500
Largest Crowd: 53,415 vs. Texas (2008)
Highest Attendance: 287,394 (2005)
Best Single Season Average: 47,899 (2005)
Smallest Season Totals: 50,334 (1964)
Lowest Season Average: 8,672 (1973)
Number of Games: 285
Record: 124-158-3
Most Wins One Year: 6 (1965, 1988)
Most Losses One Year: 7 (1973)
Seasons without a win: 4 (1964, 1973, 1980, 1992)
Seasons without a loss: 2 (1988, 2000)
Consecutive winning seasons: 3 (1965-67) (1986-88)
Consecutive losing seasons: 14 (1972-1985)
Consecutive wins: 9 (2004-2005)
Consecutive losses: 9 (1972-74, 1978-91, 1991-92)
Last tie game: Nov. 12, 1994; UTEP 30, Fresno State 30
Most Points – Season: 253 (2004)
Most Points – Game: 68, vs. Texas-Arlington (1966)

■LARGEST SUN BOWL CROWDS

Att.	Date	Opponent	Result
53,415	9/6/08	Texas	L, 13-42
53,304	11/11/00	Rice	W, 38-21
52,247	9/25/99	New Mexico State	W, 54-23
52,085	10/21/09	Fresno State	W, 23-13
51,827	9/9/2006	Texas Tech	L, 35-38 (ot)
51,500	10/22/05	Marshall	W, 31-3
51,500	9/30/06	New Mexico State	W, 44-38
50,425	9/24/05	New Mexico	W, 21-13
50,068	9/30/00	New Mexico State	W, 41-31
49,481	10/17/87	Lamar	W, 38-14
49,160	11/5/05	Tulsa	W, 41-38
47,967	11/19/05	UAB	L, 23-35
47,910	11/14/87	BYU	L, 24-37
46,921	9/26/87	Hawaii	W, 37-13
46,905	9/5/92	BYU	L, 28-38
46,123	10/2/04	New Mexico State	W, 45-0
45,819	9/6/87	New Mexico State	W, 31-0
45,558	9/16/05	Houston	W, 44-41 (ot)
45,187	10/15/88	Colorado State	W, 34-14
45,095	11/20/04	SMU	W, 57-27
44,381	10/16/04	Hawaii	W, 51-20
43,507	11/13/04	Rice	W, 35-28 (2ot)
43,326	9/1/07	New Mexico	W, 10-6
42,930	9/20/08	New Mexico State	L, 33-34
42,784	11/12/05	Texas Southern	W, 45-0
42,685	11/4/06	Rice	L, 31-37
42,385	9/6/86	Air Force	L, 21-23
41,365	10/13/07	East Carolina	L, 42-45 (ot)
41,258	10/7/06	SMU	W, 24-21
41,136	9/4/99	New Mexico	W, 13-10
40,578	10/1/88	Utah	W, 38-28
40,319	8/31/91	New Mexico	W, 35-18
40,260	9/17/94	New Mexico State	L, 22-23

UTEP SUN BOWL ATTENDANCE

Year	Games	Record	Attendance	Average
1963	6	3-3-0	92,020	15,336
1964	5	0-4-1	50,334	10,066
1965	7	6-1-0	158,783	22,683
1966	6	5-1-0	159,562	26,594
1967	7	6-1-0	175,855	25,122
1968	7	3-3-1	156,621	22,374
1969	6	2-4-0	114,494	19,082
1970	6	3-3-0	98,900	16,483
1971	7	3-4-0	93,373	13,393
1972	6	2-4-0	53,377	8,896
1973	7	0-7-0	60,705	8,672
1974	5	2-3-0	96,895	19,373
1975	5	1-4-0	64,250	12,850
1976	5	1-4-0	64,600	12,920
1977	5	1-4-0	72,975	14,595
1978	5	1-4-0	87,150	17,430
1979	5	2-3-0	134,332	26,866
1980	5	0-5-0	62,792	12,558
1981	6	1-5-0	81,734	13,622
1982	6	1-5-0	136,608	22,768
1983	7	2-5-0	143,681	20,526
1984	5	2-3-0	97,163	19,433
1985	4	1-3-0	61,841	20,614
1986	5	3-2-0	136,038	27,208
1987	6	4-2-0	252,513	42,086
1988	6	6-0-0	215,850	35,975
1989	6	1-5-0	163,140	27,190
1990	6	3-3-0	142,853	23,809
1991	6	2-4-0	176,155	29,359
1992	5	0-5-0	150,653	30,131
1993	5	1-4-0	133,886	26,777
1994	5	2-2-1	143,210	28,642
1995	6	2-4-0	126,862	21,144
1996	5	1-4-0	108,144	21,629
1997	5	3-2-0	102,421	20,484
1998	5	2-3-0	100,723	20,145
1999	5	4-1-0	182,274	36,455
2000	5	5-0-0	223,577	44,715
2001	5	2-3-0	141,800	28,360
2002	5	2-3-0	141,552	28,310
2003	7	1-6-0	140,065	20,009
2004	6	5-1-0	247,256	41,209
2005	6	5-1-0	287,394	47,899
2006	6	3-3-0	254,662	42,444
2007	6	3-3-0	219,411	36,568
2008	6	3-3-0	223,778	37,296
2009	6	3-3-0	174,058	29,010
2010	6	5-1-0	176,097	29,350
2011	6	3-3-0	158,986	26,498
2012	6	2-4-0	176,244	29,374
Totals	285	124-158-3	7,055,141	24,755

LONGEST PLAYS

LONGEST RUSHING PLAYS

90	James Hammonds, vs. West Virginia	1950
90	Willie Fuller, vs. Utah	1988
88	Clovis Riley, vs. North Texas	1953
85	Ken Heineman, vs. Arizona	1939
83	Jesse Whittenton, vs. Arizona	1954
83	Vernon Frazier, vs. Colorado State	2011
82	Delbert Thompson, at Colorado State	1980
80	Paul Smith, vs. SMU	1999
78	Howard Jackson, vs. San Jose State	2003
77	Kenny Jones, vs. NM State	1981
77	Kevin Ward, vs. Utah	1982
77	Ivory Durio, vs. Wyoming	1993
77	Joe Banyard, vs. East Carolina	2011
75	Jeff Campbell, vs. Arizona	1928
75	Kevin Ward, vs. Colorado State	1981
74	Owen Price, vs. NM State	1940
74	Jon Schaper, at Alabama	2001
72	Kevin Ward, vs. NM State	1983
72	Joe Banyard, at Tulane	2011
71	Fred Wendt, at New Mexico	1948
71	Scooter Menifee, vs. New Mexico	1989
71	Nathan Jeffery, vs. Oklahoma	2012
70	Ed Barnes, at NM State	1941
70	Ed Smith, vs. NM State	1947
70	Howard Jackson, vs. Louisiana Tech	2003

LONGEST PASSING PLAYS

92	Billy Stevens to Bob Wallace, at Utah	1965
91	Jordan Palmer to Johnnie Lee Higgins, Jr., at Fresno State	2004
90	Jesse Whittenton to Dick Forrest, vs. Arizona State	1955
90	Rocky Perez to Lee Mays, at Oregon	1999
88	John Rayborn to Keonta Golson, at Utah	1998
87	Orlando Cruz to Johnnie Lee Higgins, Jr., vs. La. Tech	2003
86	Brooks Dawson to Volley Murphy, at New Mexico	1967
86	Orlando Cruz to Howard Jackson, at SMU	2003
85	Trevor Vittatoe to Kris Adams, vs. SMU	2008
83	Brooks Dawson to Paul White, at New Mexico	1967
83	Orlando Cruz to Terrance Minor, at San Jose State	2002
82	John Rayborn to Cedric Johnson, vs. Utah	1995
81	Mike Perez to Kevin Caldwell, at BYU	1991
80	Ken Heineman to Mike Maros, vs. Louisiana Tech	1939
80	Oscar Ramirez to Bubba Garcia, vs. Colorado State	1977
80	Kevin Ward to Kelvin May, vs. Wyoming	1982
80	John Rayborn to Jimmy Carpenter, at Tulsa	1997
80	Jay Stuckey to Lee Mays, vs. NM State	1999
80	Jordan Palmer to Donald Buckram, at UAB	2006
80	Trevor Vittatoe to Donavon Kemp, vs. Tulsa	2009
80	Trevor Vittatoe to Jeff Moturi, vs. Marshall	2009
79	Jordan Palmer to Johnnie Lee Higgins, Jr., at UAB	2006
78	Trevor Vittatoe to Jeff Moturi, vs. Tulsa	2007
77	Trevor Vittatoe to Joe West, vs. Southern Miss	2007
76	Trevor Vittatoe to Fred Rouse, at Rice	2007
75	Jordan Palmer to Marcus Thomas, at SMU	2005
75	Trevor Vittatoe to Donavon Kemp, vs. Kansas	2009
74	Trevor Vittatoe to Kris Adams, vs. UCF	2008
74	Trevor Vittatoe to Jeff Moturi, vs. Houston	2009
74	Nick Lamaison to Michael Edwards, at Rice	2011
73	Trevor Vittatoe to Kris Adams, vs. Rice	2010
72	Trevor Vittatoe to Donald Buckram, at Tulane	2009
71	Val Tenorio to Harrison Gamble, vs. West Texas State	1963
71	Billy Stevens to Chuck Hughes, vs. NM State	1965
71	Pablo Gonzalez to Bubba Garcia, vs. Arizona	1977
71	Omar Duarte to Sherman Austin, vs. SMU	2002
71	Jordan Palmer to Donald Buckram, vs. Memphis	2006
71	Jordan Palmer to Johnnie Lee Higgins, Jr., vs. NM State	2006
70	Jordan Palmer to Howard Jackson, vs. Boise State	2004

LONGEST FIELD GOALS

64	Jose Martinez, vs. UCF	2008
59	Keith Robinson, vs. Rice	2002
58	Scott Wedell, at Wyoming	1981
57	Scott Wedell, vs. BYU	1982
57	Jose Martinez, vs. Houston	2007
57	Dakota Warren, vs. Memphis	2010
56	Reagan Schneider, vs. Memphis	2006
55	Bronko Belichesky, vs. Arizona State	1973
55	Miguel Alvarez, vs. Texas-Arlington	1976
55	Hugo Castellanos, vs. Lamar	1987
54	Keith Robinson, at Nevada	2002
53	Jerry Waddles, vs. Colorado State	1967
53	Jason Gillespie, at Air Force	1991
53	Marshall Young, vs. Eastern Illinois	1994
52	Jerry Waddles, vs. Colorado State	1967
52	Jeff White, at BYU	1968
52	Bronko Belichesky, vs. Pacific	1973
52	Scott Wedell, vs. Weber State	1983
52	Hugo Castellanos, vs. NM State	1987
52	Chris Jacke, vs. Air Force	1988
52	Jason Gillespie, vs. Colorado State	1991
52	Reagan Schneider, vs. Weber State	2004
52	Dakota Warren, vs. BYU	2010
51	Bronko Belichesky, at Arizona State	1974
51	Steve Folkner, vs. UNLV	1979
51	Hugo Castellanos, at San Diego State	1987
51	Chris Jacke, vs. New Mexico (2nd Qtr)	1988
51	Chris Jacke, vs. New Mexico (4th Qtr)	1988
51	Chris Jacke, vs. San Diego State	1988
51	Jason Gillespie, at BYU	1991
51	Jose Martinez, vs. New Mexico	2007

LONGEST PUNTS

85	Owen Price, vs. Hardin-Simmons	1940
84	Lonnie Crittenden, vs. Utah	1973
83	Steve Folkner, vs. Utah	1979
83	Ed Bunn, vs. New Mexico	1991
79	Owen Price, vs. Loyola-Marymount	1941
77	Jeff White, vs. Wyoming	1969
76	Owen Price, vs. 260th Coastal Artillery	1940
76	Bryce Benekos, vs. Cal Poly	2003
74	Bryce Benekos, vs. Colorado	2004
73	Gary Keithley, vs. Wyoming	1972
73	Jerry Walker, vs. Wyoming	1975
73	Henry Castellanos, vs. Hawaii	1985

LONGEST KICKOFF RETURNS

100	Cedric Johnson, at New Mexico	1996
100	Howard Jackson, vs. Nevada	2001
100	Marlon McClure, at Arkansas	2010
99	Roy Ross, at San Diego State	1990
98	Jahmal Fenner, vs. San Jose State	2001
98	Autrey Golden, at Southern Miss	2012
96	Luther Johnson, at Wyoming	1985
96	Sam Rogers, at Wyoming	1994
96	Autrey Golden, at East Carolina	2012
95	Bobby Forrest, vs. Florida State	1954
93	Ken Heineman, vs. Northern Arizona	1937
93	Luther Johnson, at Kent State	1985
91	Howard Jackson, vs. NM State	2004
91	Quintin Demps, vs. NM State	2006
89	Noel McCormick, vs. Texas Tech	1951

LONGEST PUNT RETURNS

93	Reggie Matthews, vs. San Jose State	1966
93	Reggie Matthews, vs. UC-Santa Barbara	1967
89	Bob Wallace, at Utah	1965
88	Johnnie Lee Higgins, Jr., vs. Tulane	2006
85	Chuck Hughes, vs. NM State	1965
84	Jahmal Fenner, at Arizona State	2004
83	Reggie Matthews, at BYU	1966
76	Luther Johnson, vs. New Mexico	1987
75	Ed Smith, at Drake	1947
70	Hugh Harmon, at North Texas	1956
69	Ansel Littlejohn, at Hawaii	1991

LONGEST INTERCEPTION RETURNS

100	Larry Durham, vs. New Mexico	1962
100	Danny Taylor, vs. BYU	1985
100	Michael Hicks, at BYU	1996
100	Quintin Demps, at NM State	2007
100	Quintin Demps, at UCF	2007
97	Troy Reffett, vs. San Diego State	1988
91	Elroy Stoglin, at Utah	1977
85	Otha West, at Hawaii	1991
77	Craid Pringle, vs. Hawaii	1992
74	Adrian James, vs. Colorado State	2011
68	Joe Fleskoski, vs. New Mexico	2005
68	Travaun Nixon, vs. Houston	2010
65	Ken Heineman, at UC-Santa Barbara	1937
62	Josh Ferguson, vs. Tulsa	2005
58	Jahmal Fenner, at Rice	2003
57	Richie Wright, at Hawaii	1986

BOWL GAME RECORDS

•UTEP TEAM HIGHS

OFFENSE

Points scored	47, vs. Florida State	1955 Sun
First downs	22, vs. Boise State	2000 Humanitarian
Rushing	11, vs. Boise State	2000 Humanitarian
Passing	14, vs. Southern Miss	1988 Independence
Penalty	3, vs. Boise State	2000 Humanitarian
	3, vs. Colorado	2004 Houston
	3, vs. Toledo	2005 GMAC
Total plays	82, vs. Boise State	2000 Humanitarian
	82, vs. Southern Miss	1988 Independence
Total net yards	403, vs. Southern Miss	1954 Sun
Yards per play	6.4, vs. Florida State	1955 Sun

RUSHING

Rushes	59, vs. Georgetown	1950 Sun
Net yards	348, vs. Georgetown	1950 Sun
Fumbles	4, vs. Hardin-Simmons	1937 Sun
	4, vs. West Virginia	1949 Sun
	4, vs. Southern Miss	1954 Sun
	4, vs. Boise State	2000 Humanitarian
Fumbles lost	4, vs. West Virginia	1949 Sun

PASSING

Attempts	44, vs. Southern Miss	1988 Independence
Completions	23, vs. Southern Miss	1988 Independence
Comp. Percentage	52.4, vs. Colorado	2004 Houston
Net yards	328, vs. Colorado	2004 Houston
Interceptions	3, vs. Hardin-Simmons	1937 Sun
	3, vs. George Washington	1957 Sun
	3, vs. TCU	1965 Sun
	3, vs. BYU	2010 New Mexico
TD passes	3, vs. Florida State	1955 Sun
	3, vs. BYU	2010 New Mexico

DEFENSE

Most points allowed	52, vs. BYU	2010 New Mexico
Least points	7, vs. Mississippi	1967 Sun
Least rushing yards	38, vs. Mississippi	1967 Sun
Least passing yards	61, vs. George Washington	1957 Sun
Least total offense	109, vs. Mississippi	1967 Sun
Interceptions	3, vs. Georgetown	1950 Sun
	3, vs. TCU	1965 Sun
Int. return yards	55, vs. BYU	2010 New Mexico

SPECIAL TEAMS/MISCELLANEOUS

Punts	12, vs. Mississippi	1967 Sun
Punting yards	478, vs. Mississippi	1967 Sun
Punting average	48.8, vs. Boise State	2000 Humanitarian
Punt returns	6, vs. Mississippi	1967 Sun
Punt return yards	91, vs. Boise State	2000 Humanitarian
Kickoff returns	8, vs. BYU	2010 New Mexico
Kickoff returns yards	202, vs. BYU	2010 New Mexico
Penalties	10, vs. Southern Miss	1988 Independence
Penalty yards	95, vs. Georgetown	1950 Sun
	95, vs. Southern Miss	1988 Independence
Turnovers	6, vs. George Washington	1957 Sun
Time of possession	32:55, vs. Boise State	2000 Humanitarian

•OPPONENT TEAM HIGHS

OFFENSE

Points scored	52, vs. BYU	2010 New Mexico
First downs	28, vs. BYU	2010 New Mexico
Rushing	15, vs. Hardin-Simmons	1937 Sun
Passing	18, vs. BYU	2010 New Mexico
Penalty	3, vs. Hardin-Simmons	1937 Sun
Total plays	89, vs. Hardin-Simmons	1937 Sun
Total net yards	514, vs. BYU	2010 New Mexico
Yards per play	7.3, vs. Boise State	2000 Humanitarian

RUSHING

Rushes	71, vs. Hardin-Simmons	1937 Sun
Net yards	421, vs. Hardin-Simmons	1937 Sun
Fumbles	4, vs. Southern Miss	1954 Sun
	4, vs. TCU	1965 Sun
	4, vs. Mississippi	1967 Sun
Fumbles lost	3, vs. Southern Miss	1954 Sun
	3, vs. TCU	1965 Sun

PASSING

Attempts	36, vs. BYU	2010 New Mexico
Completions	26, vs. BYU	2010 New Mexico
Comp. Percentage	72.7, vs. Colorado	2004 Houston
Net yards	333, vs. Colorado	2004 Houston
Interceptions	3, vs. Georgetown	1950 Sun
	3, vs. TCU	1965 Sun
TD passes	5, vs. Toledo	2005 GMAC

•UTEP INDIVIDUAL HIGHS

OFFENSE

Total offense	325, Jordan Palmer, vs. Colorado	2004 Houston
Total TDs	3, Kris Adams, vs. BYU	2010 New Mexico
Total points	18, Kris Adams, vs. BYU	2010 New Mexico
All-purpose yds	167, Bob Forrest, vs. Florida State	1955 Sun

RUSHING

Carries	26, Chris Porter, vs. Boise State	2000 Human.
Yards	134, Chris Porter, vs. Boise State	2000 Human.
Longest run	60, Fred Wendt, vs. West Virginia	1949 Sun
Longest TD run	60, Fred Wendt, vs. West Virginia	1949 Sun
Rushing TDs	2, Pug Gabrel, vs. Georgetown	1950 Sun
	2, Jesse Whittenton, vs. Florida State	1955 Sun

RECEIVING

Catches	9, Reggie Barrett, vs. Southern Miss	1988 Ind.
Yards	153, Kris Adams, vs. BYU	2010 New Mexico
Long Catch	67, Kris Adams, vs. BYU	2010 New Mexico
Longest TD catch	67, Kris Adams, vs. BYU	2010 New Mexico
Receiving TDs	3, Kris Adams, vs. BYU	2010 New Mexico

PASSING

Attempts	42, Jordan Palmer, vs. Colorado	2004 Houston
Completions	22, Jordan Palmer, vs. Colorado	2004 Houston
Comp. Percentage	61.8, Billy Stevens, vs. TCU	1965 Sun
Yards	328, Jordan Palmer, vs. Colorado	2004 Houston
TD passes	3, Jesse Whittenton, vs. Florida State	1955 Sun
	3, Trevor Vittatoe, vs. BYU	2010 New Mexico
Interceptions	3, O.P. Mays, vs. Hardin-Simmons	1937 Sun
	3, Billy Stevens, vs. TCU	1965 Sun
	3, Trevor Vittatoe, vs. BYU	2010 New Mexico

DEFENSE

Tackles	14, Robert Rodriguez, vs. Colorado	2004 Houston
	14, Troy Collavo, vs. Toledo	2005 GMAC
Solo tackles	10, Gene Epps, vs. Mississippi	1967 Sun
	10, Larry Rumsey, vs. TCU	1965 Sun
Interceptions	2, Terry Walker, vs. Southern Miss	1988 Ind.
Longest int return	43, Travaun Nixon, vs. BYU	2010 New Mexico
Pass breakups	2, Vernon Cooks, vs. Southern Miss	1988 Ind.
	2, Charlie West, vs. TCU	1965 Sun
	2, Sir James Delgado, vs. Toledo	2005 GMAC
Tackles for loss	4, Menson Holloway, vs. Boise State	2000 Human.
Sacks	3, Menson Holloway, vs. Boise State	2000 Human.

SPECIAL TEAMS

Kickoff returns	3, Kevin Caldwell, vs. Southern Miss	1988 Ind.
	3, Sam Singleton, vs. Boise State	2000 Human.
	3, Alfonso Auelua, vs. Toledo	2005 GMAC
	3, Marlon McClure, vs. BYU	2010 New Mexico
KO return yards	125, Bob Forrest, vs. Florida State	1955 Sun
	125, Marlon McClure, vs. BYU	2010 New Mexico
Longest KO return	72, Marlon McClure, vs. BYU	2010 New Mexico
Punt returns	6, Charlie West, vs. Mississippi	1967 Sun
PR yards	91, Javier Sanchez, vs. Boise State	2000 Human.
Longest PR	44, Mike Balenti, vs. Hardin-Simmons	1937 Sun
Punts	12, Tom Galloway, vs. Mississippi	1967 Sun
Punting yards	511, Tom Galloway, vs. Mississippi	1967 Sun
Punting ave.	48.8, Glen Beard, vs. Boise State	2000 Human.
Longest punt	74, Bryce Benekos, vs. Colorado	2004 Houston
FG attempts	3, Chris Jacke, vs. Southern Miss	1988 Ind.
	3, Ricky Bishop, vs. Boise State	2000 Human.
Field goals	3, Ricky Bishop, vs. Boise State	2000 Human.
Longest FG	52, Dakota Warren, vs. BYU	2010 New Mexico.
PAT Attempts	7, Jesse Whittenton, vs. Florida State	1955 Sun
PAT Made	5, Jesse Whittenton, vs. Florida State	1955 Sun



1937 SUN BOWL

Jan. 1, 1937 • Kidd Field (9,000) • El Paso, Texas

Hardin Simmons 34
Texas College of Mines 6

The Miners' first-ever bowl appearance was a disappointing one, as Hardin-Simmons rolled past Texas College of the Mines (as UTEP was known at the time), 34-6 at Kidd Field in the Second Annual Sun Bowl.

The Cowboys opened the game with Burns McKinney breaking loose on a 54-yard run. But the Muckers held their ground and staved off the HSU attack. The Cowboys were not held scoreless for long, as Si Addington swept around end for a 12-yard score on the first play following a blocked punt in the next series.

The Miners would respond in the second quarter when O.P. May hit Boyd Arnold with a swing pass that Arnold turned into a 45-yard touchdown. The extra point failed and HSU still led 7-6.

From then on it was all Hardin-Simmons, as the Cowboys scored 27 unanswered points, including touchdown runs by HSU All-Americans Ed Cherry and Pete Tyler to run away with the win.

The Miners were able to amass only 146 yards of total offense. Meanwhile the Cowboys rolled up 511 yards of total offense, including 421 on the ground.

HSU's Addington led all rushers with 142 yards on 16 carries, while Cherry ran for 83 yards and Tyler added 62. Brmas McKinney added another 61 yards on four carries, including a 54-yard jaunt in the first quarter. McKinney's efforts were limited by an injury in the first half.

SCORING BREAKDOWN

	1	2	3	4	F
Hardin Simmons	7	6	14	7	34
College of the Mines	0	6	0	0	6

SCORING SUMMARY

1st	HSU	Addington 13-yard run (Selfridge kick good)
2nd	TCM	Arnold 40-yard pass from May (kick failed)
2nd	HSU	Tyler 1-yard run (kick failed)
3rd	HSU	Cherry 1-yard run (Calloway kick)
3rd	HSU	Tyler 1-yard run (Selfridge kick)
4th	HSU	White 9-yard run (Hinrichs kick)

TEAM STATISTICS

	HSU	TCM
First Downs	21	8
Rushing Attempts-Yards	71-421	33-49
Passing Yards	90	97
Passes	7-18-2	7-23-3
Total Offense	89-511	56-146
Fumbles-Lost	1-1	4-1
Penalties-Yards	7-95	3-52
Punts-Yards	5-205	8-241
Punt Average	41.0	30.1
Punts Had Blocked	0	2
Punt Returns-Yards	2-0	1-44
Kickoff Returns-Yards	3-56	5-44

INDIVIDUAL LEADERS

Rushing	HSU: Addington 16-142; Cherry 19-83, 1 TD; Tyler 14-62, 2 TD; McKinney 4-61; Henrich 3-27; Mahuron 4-14; Raley 4-10; Emory 2-9; White 3-6, 1 TD; Boutwell 1-5; Frost 1-2. TCM: D. Balenti 7-30; Barrett 5-12; Perez 7-4; Hernandez 2-2; May 4-2; Moore 2-0; M. Balenti 6-(-1).
Passing	HSU: Emory 2-5-1, 34 yards; Raley 1-2-0, 22 yards; Tyler 3-10-1, 18 yards; Cherry 1-1-0, 12 yards. TCM: May 4-5-0, 54 yards; Barrett 3-9-1, 43 yards; Moore 0-5-0; D. Balenti 0-2-1, Perez 0-2-1.
Receiving	HSU: Fletcher 2-34; Addington 2-18; Yeary 1-22; Frost 1-8; Harris 1-8. TCM: Arnold 2-55; M. Balenti 1-15; Moore 1-13; Cashion 1-8; Perez 1-6; D. Balenti 1-0.
Interceptions	HSU: Boutwell, Tyler, Harris. TCM: Moore, Perez.



1949 SUN BOWL

Jan. 1, 1949 • Kidd Field (13,000) • El Paso, Texas

West Virginia 21
Texas College of Mines 12

West Virginia scored 21 unanswered points during the second and third quarter, and four Miner fumbles helped the Mountaineers to a 21-12 win over Texas College of the Mines in the 14th Annual Sun Bowl.

Pug Gabrel gave the Miners the lead just five seconds into the second quarter when he bowled over the goal line from a yard out. But the score seemed to energize the Mountaineers, who had been unable to get their offense on track in the first quarter.

West Virginia moved 83 yards in eight plays to take the lead at 7-6. Clarence Cox took in a 25-yard strike from Jimmy Walthall to score the go-ahead touchdown.

After the Miners punted to start the second half, West Virginia took the ball 51 yards for its second score. Jim Devonshire took the ball in from the 14 to make the score 14-6 in favor of the Mountaineers.

West Virginia's defense continued to stymie the Miners and the Mountaineer offense took advantage again, driving 57 yards for their third touchdown. Devonshire again took the ball across, this time from two yards out, making the score 21-6.

A late Fred Wendt 60-yard run closed the gap to 21-12, but fumbles ended a pair of other drives and dashed the Miners' hopes.

Wendt led the NCAA in rushing in 1948, racking up 1,570 yards to become the first 1,500-yard rusher in NCAA history.

Wendt finished the day with a game-high 92 yards on 15 carries. Devonshire led West Virginia with 78 yards on 14 carries to lead the Mountaineers.

SCORING BREAKDOWN

	1	2	3	4	F
West Virginia	0	7	14	0	21
College of the Mines	0	6	0	6	12

SCORING SUMMARY

2nd	TCM	Gabrel 1 yard run (kick failed)
2nd	WV	Cox 25-yard pass from Walthall (Simmons kick)
3rd	WV	Devonshire 14-yard run (Simmons kick)
3rd	WV	Devonshire 3-yard run (Simmons kick)
4th	TCM	Wendt 60-yard run (kick failed)

TEAM STATISTICS

	WV	TCM
First Downs	13	12
Rushing Yards	183	245
Passing Yards	122	57
Passes	7-16-1	4-9-0
Total Offense	305	302
Fumbles-Lost	1-0	4-4
Penalties-Yards	6-50	3-25
Punts-Yards	9-243	5-213
Punt Average	27.0	42.5
Punt Returns-Yards	3-25	3-18
Kickoff Returns-Average	3-27	2-341

INDIVIDUAL LEADERS

Rushing	WV: Devonshire 14-78, 2 TD; Murphy 2-31; Zinaich 11-27; Bonfilii 11-24; Malyk 1-18, Walthall 1-8; Morton 7-7; Richmond 1-6; Allen 2-6; Fought 1-(-6). TCM: Wendt 15-92; Fraser 9-91; Gabrel 18-71; Cargile 4-20; Bowden 3-1; Edmondson 1-0.
Passing	WV: Walthall 7-16-1, 122 yards, 1 TD. TCM: Bowden 4-9-0, 57 yards.
Receiving	WV: Cox 2-45, 1 TD; Devonshire 2-17; Lester 3-60. TCM: Bowden 2-30; Gabrel 2-27.



1950 SUN BOWL

Jan. 2, 1950 • Kidd Field (15,000) • El Paso, Texas

Texas Western 33
Georgetown 20

Texas Western, the national leader in rushing yards per game, ran for 348 yards on its way to a 33-20 win over Georgetown in the 15th Annual Sun Bowl.

The Miners shut down the Hoyas in the first half, taking a 13-0 lead into the locker room. They would extend that lead to 20-0 before Georgetown finally got on the board late in the third quarter.

Pug Gabrel raised the lead to 26-7 with his second touchdown of the day, a 19-yard jaunt.

The Hoyas came back when Harry Schmit hit Bob Deacon with a 14-yard strike early in the fourth quarter to cut the lead to 26-13. But Texas Western put the game away with a 51-yard touchdown run by Wayne Hansen.

Each team racked up over 300 yards of offense, as the Miners recorded 372 total yards and Georgetown amassed 308 yards. Most of the Miner yards came on the ground -- 348 yards on 59 carries -- while the Hoyas picked up 226 yards through the air.

Texas Western's Lee Cargile led all backs with 96 yards rushing, while Gabrel added 85. James Hammond and Button Fraser both topped 50 yards on the ground for the Miners.

Georgetown's Gus Fornaciari caught four passes on the day for 114 yards. He had one catch for 41 yards and a 54-yard touchdown reception in the final moments of the contest.

SCORING BREAKDOWN

	1	2	3	4	F
Texas Western	0	13	7	13	33
Georgetown	0	0	7	13	20

SCORING SUMMARY

2nd	TWC	Chesak 1-yard run (kick failed)
2nd	TWC	Gabrel 1-yard run (Chesak pass from McWilliams)
3rd	TWC	Fraser 32-yard run (Davis kick)
3rd	GU	Kivas 3-yard run (Haesler kick)
4th	TWC	Gabrel 19-yard run (Davis kick)
4th	GU	Schmidt 14-yard pass from Deacon (kick failed)
4th	TWC	Hansen 51-yard kickoff return (Davis kick)
4th	GU	Fornaciari 54-yard pass from Deacon (Haesler kick)

TEAM STATISTICS

	GU	TWC
First Downs	13	14
Rushing Yards	40-82	59-348
Passing Yards	226	24
Passes	12-31-3	5-9-0
Total Offense	52-308	68-372
Fumbles/Lost	2-1	2-2
Penalties/Yards	7-65	11-95
Punts/Yards	10-330	5-180
Punt Average	33.0	36.0

INDIVIDUAL LEADERS

Rushing	GU: Conn 8-30; Kivas 8-20, 1 TD; Kitkowski 5-16; Preston 7-8; Barronowski 4-8; Mattingly 5-0; Deacon 2-0.
	TWC: Cargile 12-96; Gabrel 11-85, 2 TD; Hammond 8-57; Fraser 8-51; McCraw 6-33; Brewster 5-16; Campbell 4-10; Gooden 3-2; Williams 2-0.
Passing	GU: Mattingly 8-20--3, 118 yards; Deacon 4-11-0, 108 yards, 2 TD.
	TWC: Brewster 5-9-0, 24 yards.
Receiving	GU: Fornaciari 4-114; Conn 3-54; Noppinger 4-22; Schmidt 1-14; Losh 1-11; Kivas 1-9; Kitkowski; 1-2.
	TWC: Campbell 2-17, Wilkinson 1-6, McCraw 1-1.



1954 SUN BOWL

Jan. 1, 1954 • Kidd Field (9,500) • El Paso, Texas

Texas Western 37
Southern Miss 14

The Miners went into the Sun Bowl as overwhelming underdogs to Southern Mississippi. But Texas Western stunned the 14-point favorite Golden Eagles and their fans by jumping out to a 30-0 lead in the first half of the 19th Annual Sun Bowl.

The Miners then held on for a 37-14 triumph to finish the season 8-2.

TWC quarterback Dick Shinaut was named outstanding player of the game. He threw two touchdown passes and kicked four extra points to amass 19 of the Miners' 37 points. He finished the day 11 of 17 passing for 158 yards.

Texas Western got on the board the second play of the game, when Clovis Riley darted 54 yards to the goal line where he was hit and fumbled. The ball was recovered in the end zone by TWC's John Howle for the Miner touchdown. The play was set up on a 48-yard kickoff return by Shinaut to open the game.

In the first period Shinaut executed a screen pass formation, tossing to Jessie Whittenton for 25 yards and a touchdown.

Shinaut threw a long aerial in the second quarter, hurling 44 yards to John Howle for another Texas Western touchdown.

Southern Miss scored a pair of touchdowns to draw within 16 points, but TWC's Riley dashed 43 yards for the final Miner score.

Riley had a big day rushing, which included the 54-yard non-scoring run in the first quarter and a 43-yard touchdown run in the third quarter. He finished the day with 112 yards rushing on just 12 carries.

The Miners overcame Southern Miss with a plan of attack on the ground and in the air. Texas Western amassed 245 rushing yards and 158 passing yards.

SCORING BREAKDOWN

	1	2	3	4	F
Texas Western	14	16	7	0	37
Southern Miss	0	7	7	0	14

SCORING SUMMARY

1st	TWC	Howle 1-yard fumble return (Shinaut kick)
1st	TWC	Whittenton 25-yard pass from Shinaut (Shinaut kick)
2nd	TWC	Shinaut 25-yard field goal
2nd	TWC	Howle 44-yard pass from Shinaut (Shinaut kick)
2nd	TWC	McCormick 2-yard run (kick failed)
2nd	USM	Wood 12-yard pass from Jarrell (McElroy kick)
3rd	USM	Smallwood 13-yard run (Davenport kick)
3rd	TWC	Riley 43-yard run (Shinaut kick)

TEAM STATISTICS

	USM	TWC
First Downs	13	15
Rushing Yards	166	245
Passing Yards	145	158
Passes	8-26-0	11-20-0
Total Offense	311	403
Fumbles/Lost	4-3	4-2
Penalties/Yards	3-13	4-40
Punts/Yards	4-112	5-140
Punt Average	28.0	28.0

INDIVIDUAL LEADERS

Rushing	USM: Pepper 14-57; McElroy 11-50; Smallwood 5-45; Mason 5-24.
	TWC: Riley 12-112; Coleman 2-39; McCormick 4-28; Shinaut 2-19.
Passing	USM: Jarrell 6-18-0, 134 yards, 1 TD; Davenport 1-8-0, 13 yards; Barfield 1-2-0, -2 yards.
	TWC: Shinaut 11-17-0, 158 yards 2 TD; Whittenton 0-2-0; Corbell 0-2-0.
Receiving	USM: Waters 3-76; Wood 4-52, 1 TD; McElroy 1-13.
	TWC: Howle 4-76, 1 TD; Odell 5-43; Whittenton 2-39, 1 TD.



1955 SUN BOWL

Jan. 1, 1955 • Kidd Field (14,000) • El Paso, Texas

Texas Western 47
Florida State 20

The biggest single-half offensive explosion in Sun Bowl history led Texas Western to an easy 47-20 win over Florida State in the 20th edition of the game.

Jesse Whittenton provided most of the fireworks, tossing three touchdown passes and adding another pair of scores on the ground to earn Most Valuable Player honors. Whittenton got things going early, throwing a 56-yard bomb to Rusty Rutledge to tie the game at 7-7 after one quarter.

The second quarter was all Miners, as TWC scored 27 unanswered points in building a 34-7 halftime lead. Whittenton tossed a pair of scores, including Rutledge's second, and ran one in from seven yards out.

The Seminoles would score a pair of second half touchdowns, but couldn't get closer than 20 points.

Whittenton, who also kicked extra points, totaled 17 points. He was seven of 13 for 136 yards passing in the game. Bob Forrest scored a pair of touchdowns on runs of 45 and 11 yards, and had the play of the game when he picked up his own fumble on a kickoff and ran 95 yards to the FSU two-yard line.

Florida State's backfield included (current ESPN analyst) Lee Corso and Buddy Reynolds (a.k.a. actor Burt Reynolds). Corso set up FSU's first score on a 48-yard run to the Miner two-yard line. Corso left the game after just two carries for 50 yards when he collided with Forrest on a fumbled punt return.

SCORING BREAKDOWN

	1	2	3	4	F
Florida State	7	0	6	7	20
Texas Western	7	27	13	0	47

SCORING SUMMARY

1st	FSU	Massey 1-yard run (Graham kick)
1st	TWC	Rutledge 56-yard pass from Whittenton (Whittenton kick)
2nd	TWC	Whittenton 7-yard run (kick failed)
2nd	TWC	B. Forrest 45-yard run (Whittenton kick)
2nd	TWC	D. Forrest 19-yard pass from Whittenton (Whittenton kick)
2nd	TWC	Rutledge 16-yard pass from Whittenton (Whittenton kick)
3rd	TWC	B. Forrest 11-yard run (Whittenton kick)
3rd	FSU	Feamster 45-yard pass from Swantic (kick blocked)
3rd	TWC	Whittenton 2-yard run (kick failed)
4th	FSU	Odom 16-yard pass from Massey (Graham kick)

TEAM STATISTICS

	FSU	TWC
First Downs	13	17
Rushing Yards	35-139	48-253
Passing Yards	155	149
Passes	12-21-2	8-15-0
Total Offense	56-294	63-402
Fumbles-Lost	3-2	2-2
Interceptions-Yards	0-0	2-3
Penalties	3-25	7-65
Punts Yards	6-160	4-176
Punt Average	26.6	44.0
Punts Returns-Yards	2-34	2-18
Kickoff Returns-Yards	8-145	4-180

INDIVIDUAL LEADERS

Rushing	TWC: Bob Forrest 5-72, 2 TD; Rutledge 6-56; Ward 5-31; Harman 6-25; Tevis 9-25; Coleman 2-14; Whittenton 8-13, 2 TD; Brown 4-7; Hedgecock 1-5; Corbell 1-3; Settle 1-2. FSU: Corso 2-50; Reynolds 7-35; Prinzi 2-21; Metts 5-15; Graham 5-10; Swantic 4-8; Hoit 2-4; Griner 1-3; Massey 5-(-2); Odom 2-(-5).
Passing	TWC: Whittenton 7-13-0, 3 TD, 138 yards; Corbell 1-1-0, 11 yards. FSU: Massey 8-17-2, 1 TD, 107 yards; Swantic 1-2-0, 1 TD, 43 yards; Prinzi 1-1-0, 6 yards; Rodrique 1-1-0, minus-1 yard.
Receiving	TWC: Rutledge 3-88, 2 TD; Howle 2-35; Dick Forrest 1-19, 1 TD; Ward 1-11; Harman 1-(-4). FSU: Feamster 4-68, 1 TD; Graham 1-27; Odom 2-21, 1 TD;



1957 SUN BOWL

Jan. 1, 1957 • Kidd Field (13,500) • El Paso, Texas

George Washington 13
Texas Western 0

George Washington forced five Texas Western turnovers and took advantage of its opportunities in winning 13-0 in the 22nd Annual Sun Bowl.

The game marked the first shutout in a Sun Bowl since Southwestern University blanked the University of Mexico in 1945, 35-0.

The Miner defense was also strong in the game, but miscues by the offense led to both Colonial touchdowns. Twice the defense stopped the Colonials inside the 10-yard line, including a goal line stand at the six-inch line during the first quarter.

The tone of the game was set early when George Washington recovered a fumble on the Texas Western nine-yard line. However, the Miner defense stood its ground, thwarting a Colonial score.

Though the defense would keep the Colonials out of the end zone, George Washington would score soon after. A 30-yard strike from Ray Looney to Paul Thompson would be all the points the Colonials would need.

A Pete Spera three-yard run on the fourth play of the fourth quarter iced the game for George Washington. The shutout was the first against the Miners in 42 games.

Bo Austin, who was named the game's MVP, led all rushers with 98 yards on 18 carries. His biggest run of the day came on a 47-yard non-scoring scamper in the third quarter to set up Spera's touchdown.

SCORING BREAKDOWN

	1	2	3	4	F
George Washington	6	0	0	7	13
Texas Western	0	0	0	0	0

SCORING SUMMARY

1st	GWU	Thompson 30-yard pass from Looney (kick blocked)
4th	GWU	Spera 3-yard run (Spera kick)

TEAM STATISTICS

	GWU	TWC
First Downs	14	10
Rushing Yards	257	146
Passing Yards	61	22
Passes	4-9-0	3-16-3
Total Offense	318	168
Interceptions-Yards	3-35	0-0
Fumbles-Lost	3-2	3-3
Penalties-Yards	7-55	3-45
Punts-Yards	7-231	8-272
Punt Average	33.0	34.0
Kick Returns-Yards	1-18	3-68

INDIVIDUAL LEADERS

Rushing	GWU: Austin 18-98; Spera 9-47, 1 TD; Claypool 12-43; Looney 6-38; Sommer 8-2; Frulla 3-10. TWC: B. Forrest 14-49; Maynard 6-24; Harman 4-22; Bevers 6-18; Laraba 5-12; Ward 3-13; Coleman 4-10.
Passing	GWU: Looney 4-9-0, 61 yards, 1 TD. TWC: Laraba 1-9-2; B. Forrest 2-7-1, 22 yards.
Receiving	GWU: Thompson 3-46; Harman 1-15. TWC: Bevers 1-16; Watkins 1-8; D. Forrest 1-0.
Interceptions	GWU: Colna 1-13; Frulla 1-10, Claypool 1-12.



1965 SUN BOWL

Dec. 1, 1965 • Sun Bowl (27,450) • El Paso, Texas

Texas Western

13

TCU

12

TCU ran out to a 10-0 halftime lead but, led by Billy Stevens' arm and Joe Cook's foot, TWC came from behind to win the 31st Annual Sun Bowl.

TCU's Kent Nix got the Horned Frogs going in the second period, leading them to a 35-yard Bruce Alford field goal. TCU then took a 10-0 lead when Nix hooked up with David Smith on an 11-yard scoring pass.

Stevens, the second highest-rated passer in the nation during the 1965 season, threw for 208 yards on 21 completions.

He led off the second half with a 35-yard scoring hook-up to flanker Chuck Hughes, and the comeback was on. Texas Western then drove 70 yards to set up a 21-yard field goal by Cook, tying the game at 10-10.

A fumble late in the fourth quarter by the Frogs at their own 29-yard line gave the Miners good field position for the go-ahead score. Four plays later Cook booted his second field goal to give the Miners their first lead at 13-10.

The Frogs were shut down and nearly out in the second half, with their only score coming on a safety with 43 seconds left in the game. Stevens, who was named the C.M. Hendricks Most Valuable Player, took the snap from center and ran out of the end zone to make the final score 13-12.

SCORING BREAKDOWN

	1	2	3	4	F
TCU	0	10	0	2	12
Texas Western	0	0	10	3	13

SCORING SUMMARY

2nd	TCU	Alford 35-yard field goal
2nd	TCU	Smith 11-yard pass from Nix (Alford kick)
3rd	TWC	Hughes 35-yard pass from Stevens (Cook kick)
3rd	TWC	Cook 21-yard field goal
4th	TWC	Cook 18-yard field goal
4th	TCU	Stevens runs out of the end zone for a safety

TEAM STATISTICS

	TCU	TWC
First Downs	18	14
Rushing Attempts-Yards	49-100	24-12
Passing Yards	148	208
Passes	15-28-3	21-34-3
Total Offense	77-248	58-220
Fumbles-Lost	4-3	2-0
Interceptions-Yards	3-10	2-27
Penalties	4-48	5-39
Punts-Yards	4-194	5-195
Punt Average	48.5	39.0
Punt Returns-Yards	3-32	3-45
Kickoff Returns-Yards	4-85	2-44

INDIVIDUAL LEADERS

Rushing	TCU: Post 22-76, Landon 15-28, D. Smith 5-0, Nix 7-(-4). TWC: Davis 14-41, Harrell 1-9, Yarbrough 1-1; Stevens 8-(-42).
Passing	TCU: Nix 15-27-3, 148 yards; Landon 0-1-0, 0 yards. TWC: Stevens 21-34-3-208.
Receiving	TCU: Campbell 6-74; D. Smith 5-39, 1 TD; Ball 3-35; Post 1-9. TWC: Hughes 7-115, 1 TD; Anderson 4-45; Wallace 6-28; Yarbrough 2-13; Harrell 1-13; Davis 1-(-6).



1967 SUN BOWL

Dec. 30, 1967 • Sun Bowl (34,685) • El Paso, Texas

UTEP

14

Mississippi

7

UTEP scored 14 fourth quarter points, and a surprisingly strong defense held heavily-favored Mississippi to just a single score as the Miners defeated the Rebels in the 33rd Annual Sun Bowl, 14-7.

Billy Stevens received his second C. M. Hendricks Award as the game's most valuable player after leading the Miners to two touchdowns in a seven-minute span of the fourth quarter.

The Rebels' touchdown was set up by the lone Miner turnover of the game, an interception by Mac McClure that was returned 46 yards to the UTEP one-yard line. Two plays later Bruce Newell scored to give the Rebels a 7-0 lead.

The UTEP offense finally got into gear late in the third quarter, driving 76 yards for the tying score behind the arm of Stevens. He threw for 64 yards on the drive, including the last five yards on a swing pass to David Karns for the tying score.

All-American Fred Carr, who was named the game's Most Valuable Lineman, forced a fumble two possessions later and the Miners took over at the Rebel 22. Four plays later Larry McHenry bowled into the end zone for the winning score, and the defense took over from there.

The UTEP defense held the Rebels to just 109 yards of total offense and six first downs, while forcing four turnovers. The Miners racked up 276 yards of offense.

Gene Epps led the Miner defense with 12 tackles and one interception on the day, while Carr notched five takedowns and George Daney picked up seven.

SCORING BREAKDOWN

	1	2	3	4	F
UTEP	0	0	0	14	14
Mississippi	0	7	0	0	7

SCORING SUMMARY

1st	UM	Newell 1-yard run (Brown kick)
4th	UTEP	Karns 5-yard pass from Stevens (Waddles kick)
4th	UTEP	McHenry 4-yard run (Waddles kick)

TEAM STATISTICS

	UM	UTEP
First Downs	6	16
Rushing Attempts-Yards	31-38	47-75
Passing Yards	71	201
Passes	12-23-1	16-35-1
Total Offense	54-109	72-276
Fumbles-Lost	4-3	0-0
Penalties	5-33	9-92
Interceptions-Yards	1-52	1-2
Punts-Yards	11-465	12-478
Punt Average	42.3	39.8
Blocked Punts	1	0
Punt Returns-Yards	8-75	6-25
Kickoff Returns-Yards	4-98	1-7

INDIVIDUAL LEADERS

Rushing	UM: Hindman 15-53; Newell 10-(-7), 1 TD; Bowen 6-(-8). UTEP: McHenry 13-73, 1 TD; White 17-72; Johnson 3-7; Dawson 3-(-26); Stevens 11-(-51).
Passing	UM: Newell 12-23-1, 71 yards. UTEP: Stevens 13-26-1, 155 yards, 1 TD; Dawson 3-9-0, 46 yards.
Receiving	UM: Matthews 4-25; Haik 3-24; Bowen 2-16; Shows 2-8; Hindman 1-(-2). UTEP: Wallace 6-83; Karns 5-56, 1 TD; Jones 4-38; White 1-14.
Interceptions	UM: McClure 1-52. UTEP: Epps 1-2.



1988 INDEPENDENCE BOWL

Dec. 29, 1988 • Independence Bowl (20,242) • Shreveport, La.

Southern Miss
UTEP

38
18

After a close first half in which Southern Miss had a 10-7 lead, the Golden Eagles scored three third-quarter touchdowns to open up a 24-point lead and roll past UTEP, 38-18, in the 13th Annual Independence Bowl.

The Miners scored first on a 30-yard pass from Pat Hegarty to Reggie Barrett, and controlled the action in the first half. But after a Chris Jacke missed field goal, USM moved 80 yards for the go-ahead score, a three-yard TD pass from Brett Favre to Reginald Warnsley.

Two punt returns for touchdowns by James Henry put the game out of reach. Henry was named Most Valuable Offensive and Defensive Player of the game for his play.

Barrett tied an Independence Bowl record for receptions with nine for 119 yards and a touchdown.

Terry Walker recorded six tackles and a pair of interceptions off Favre, while Ken Sale and Doug Morgan each notched a team-high eight tackles to spark the Miner defense.

Hegarty, a GTE Academic All-American, threw for 203 yards on the day. He teamed with David Flores to set a UTEP bowl game record with 308 yards passing.

SCORING BREAKDOWN

	1	2	3	4	F
UTEP	7	0	3	8	18
Southern Miss	3	7	21	7	38

SCORING SUMMARY


1st	UTEP	Barrett 30-yard pass from Hegarty (Jacke kick)
1st	USM	Seroka 28-yard field goal
2nd	USM	Warnsley 3-yard pass from Favre (Seroka kick)
3rd	USM	Henry 55-yard punt return (Seroka kick)
3rd	USM	Gandy 1-yard run (Seroka kick)
3rd	USM	Henry 45-yard punt return (Seroka kick)
3rd	UTEP	Jacke 37-yard field goal
4th	USM	Gandy 7-yard run (Seroka run)
4th	UTEP	Fuller 2-yard pass from Flores (Fuller pass from Flores)

TEAM STATISTICS

	UTEP	USM
First Downs	19	17
Rushing Attempts-Yards	38-53	41-168
Passing Yards	308	157
Passes	23-44-0	15-26-2
Total Offense	82-361	67-323
Fumbles-Lost	3-0	2-0
Interceptions-Yards	2-34	0-0
Penalties-Yards	10-95	5-45
Punts-Yards	6-235	6-193
Punt Average	39.2	32.1
Punt Returns-Yards	4-(-9)	3-108
Kickoff Returns-Yards	4-56	2-29
Sacks By: Number-Yards	0-0	3-24
Time of Possession	31:08	28:52

INDIVIDUAL LEADERS

Rushing	UTEP: Fuller 9-31; Dixon 8-26; Menifee 5-13; Flores 2-3; Forest 1-1; Lopez 1-(-1); Hegarty 11-(-10). USM: Gandy 22-134, 2 TD; Bradley 9-29; Warnsley 3-8; Favre 7-(-3).
Passing	UTEP: Hegarty 14-27-0, 1 TD, 203 yards; Flores 9-17-0, 1 TD, 105 yards. USM: Favre 15-26-2, 1 TD, 157 yards.
Receiving	UTEP: Barrett 9-119, 1 TD; Adkison 4-55; Housler 3-49; Fuller 3-27, 1 TD; Lopez 2-33; Dixon 1-6; Bailey 1-19. USM: Tillman 2-44; Williams 2-28; Rowell 1-24; Jackson 3-15; Weeks 2-15; Warnsley 2-11, 1 TD; Gandy 2-10; Hansford 1-10.



2000 HUMANITARIAN BOWL

Dec. 28, 2000 • Bronco Stadium (26,203) • Boise, Idaho

Boise State
UTEP

38
23

Bart Hendricks ran for two touchdowns, threw for another and caught a late scoring pass as Boise State beat UTEP, 38-23, in the Crucial.com Humanitarian Bowl.

Hendricks was 17 of 29 for 247 yards and ran for another 57 yards. He was selected the game's most valuable player for the Broncos.

Hendricks gave the Broncos a 24-10 lead with a 77-yard TD run on Boise State's first play from scrimmage in the second half. He also worked the clock in the closing minute of the first half before scoring on a 12-yard run with 18 seconds left. That gave the Broncos a 17-10 lead.

Hendricks got the game's last touchdown on a 10-yard pass from receiver Andre Banks with 3:35 on the clock. He capped Boise State's first possession with a 28-yard TD strike to Jay Swillie.

Boise State broke it open with a fake punt on the first play of the fourth quarter. On fourth-and-4, punter Jeff Edwards stepped into a channel on the right side of the line and ran 22 yards for a first down. On the next play, Brock Forsy went for a 42-yard TD run and a 31-13 lead.

The Miners pulled to 31-23 with 7:45 to play when Chris Porter scored on a three-yard run. Porter, who was named UTEP's MVP, led the Miners with 134 yards rushing.

SCORING BREAKDOWN

	1	2	3	4	F
UTEP	0	10	3	10	23
Boise State	7	10	7	14	38

SCORING SUMMARY

1st	BSU	Swillie 28-yard pass from Hendricks (Calaycay kick)
2nd	BSU	Calaycay 41-yard field goal
2nd	UTEP	Knapp 9-yard pass from R. Perez (Bishop kick)
2nd	UTEP	Bishop 28-yard field goal
2nd	BSU	Hendricks 12-yard run (Calaycay kick)
3rd	BSU	Hendricks 77-yard run (Calaycay kick)
3rd	UTEP	Bishop 43-yard field goal
4th	BSU	Forsy 41-yard run (Calaycay kick)
4th	UTEP	Bishop 47-yard field goal
4th	UTEP	Porter 3-yard run (Bishop kick)
4th	BSU	Hendricks 11-yard pass from Banks (Calaycay kick)

TEAM STATISTICS

	UTEP	BSU
First Downs	22	18
Rushing Attempts-Yards	44-118	29-175
Passing Yards	201	258
Passes	17-38-1	18-30-1
Total Offense	82-319	59-433
Fumbles-Lost	4-2	2-0
Penalties	4-35	6-59
Interceptions-Yards	1-0	1-5
Punts-Yards	5-244	7-298
Punt Average	48.8	42.6
Punt Returns-Yards	5-91	3-15
Kickoff Returns-Yards	5-66	6-118
Sacks By: Number-Yards	7-42	5-24
Time of Possession	32:55	27:05

INDIVIDUAL LEADERS

Rushing	UTEP: Porter 26-134, 1 TD; Austin 3-10; Cleveland 4-0; R. Perez 11-(-26). BSU: Forsy 10-68, 1 TD; Hendricks 13-57, 2 TD; Malaythong 4-26; Edwards 1-22; Gilligan 1-2.
Passing	UTEP: R. Perez 17-38-1, 1 TD, 201 yards. BSU: Hendricks 17-29-1, 1 TD, 247 yards; Banks 1-1-0, 1 TD, 11 yards.
Receiving	UTEP: Mays 7-91; Natkin 4-69; Ray 4-26; Knapp 1-9; Tessier 1-6. BSU: Forsy 4-56; Swillie 4-50; Fanucchi 3-32; Swan 2-40; Putzier 2-35; Gilligan 1-17; Banks 1-17; Hendricks 1-11.



EV1.NET HOUSTON BOWL

Dec. 29, 2004 • Reliant Stadium (27,235) • Houston, Texas

Colorado
UTEP

33
28

Jordan Palmer and Jayson Boyd combined to set five UTEP bowl records, but it wasn't enough as Colorado rallied to edge the Miners, 33-28, in the EV1.net Houston Bowl.

Palmer set marks for passing yardage (328), passing attempts (42), passing completions (22) and total offense (325) and Boyd had a career-high 140 yards receiving. But the Buffaloes (8-5) held UTEP's high-scoring offense in check in the second half to erase a 21-13 deficit.

The Miners ended the year on their first losing streak of the season, closing out a magical year in which they improved from 2-11 to 8-4.

UTEP scored three touchdowns in the first half, but just one following the intermission. The Buffaloes controlled the clock for 21 out of 30 minutes in the second half.

Colorado moved 57 yards on 11 plays in its first offensive possession. Mason Crosby's 26-yard field goal put the Buffaloes ahead 3-0. UTEP answered with touchdowns on consecutive possessions for a 14-3 lead. First, Howard Jackson scored on a seven-yard run, and later Josh Chamois had a one-yard scamper for six points.

The Buffaloes pulled to within a point (14-13) on a one-yard run by Hugh Charles and a 54-yard field goal by Crosby. Palmer's 17-yard pass to Boyd with 3:08 remaining in the second quarter gave the Miners some breathing room at the intermission.

Two more field goals by Crosby cut Colorado's deficit to 21-19 late in the third. UTEP responded with a four-play, 80-yard drive, capped off by Palmer's four-yard pass to Johnnie Lee Higgins, Jr. for a 28-19 lead.

However, the Buffaloes wouldn't go away. Joel Klatt's 78-yard pass to Joe Klopfenstein with 14:02 left in the fourth quarter closed the gap to 28-26. Colorado regained the lead for good at 33-28 on a 39-yard pass from Klatt to Evan Judge with 8:43 remaining in the game.

SCORING BREAKDOWN

	1	2	3	4	F
Colorado	3	10	6	14	33
UTEP	14	7	0	7	28

SCORING SUMMARY


1st	CU	Crosby 26-yard field goal
1st	UTEP	Jackson 7-yard run (Schneider kick)
1st	UTEP	Chamois 1-yard run (Schneider kick)
2nd	CU	Charles 1-yard run (Crosby kick)
2nd	CU	Crosby 54-yard field goal
2nd	UTEP	Boyd 17-yard pass from Palmer (Schneider kick)
3rd	CU	Crosby 37-yard field goal
3rd	CU	Crosby 20-yard field goal
4th	UTEP	Higgins 3-yard pass from Palmer (Schneider kick)
4th	CU	Klopfenstein 78-yard pass from Klatt (Crosby kick)
4th	CU	Judge 39-yard pass from Klatt (Crosby kick)

TEAM STATISTICS

	CU	UTEP
First Downs	23	19
Rushing Attempts-Yards	44-157	27-34
Passing Yards	333	328
Passes	33-24-0	42-22-2
Total Offense	77-490	69-362
Fumbles-Lost	0-0	1-1
Interceptions-Yards	2-1	0-0
Penalties-Yards	10-83	4-43
Punts-Yards	4-200	5-270
Punt Average	50.0	45.0
Punt Returns-Yards	2-2	2-11
Kickoff Returns-Yards	5-83	1-16
Sacks By: Number-Yards	2-8	3-21
Time of Possession	37:09	22:51

INDIVIDUAL LEADERS

Rushing	CU: Purify 22-80; Charles 7-51; Torp 1-22; Mackey 1-20; Vickers 3-4; Littlehales 1-minus 2; TEAM 2-minus 2; Klatt 7-(-16). UTEP: Jackson 16-37; Thomas 2-4; Chamois 2-1; Smith 1-1; Austin 1-0; Palmer 4-(-3); Marrow 1-(-6).
Passing	CU: Klatt 24-33-0, 2 TD, 333 yards. UTEP: Palmer 22-42-2, 2 TD, 328 yards.
Receiving	CU: Purify 6-41; Klopfenstein 5-134, 1 TD; Monteilh 4-34; Judge 2-50, 1 TD; Mackey 2-32; Sprague 2-16; Duren 2-10; Vickers 1-16. UTEP: Boyd 7-140, 1 TD; Higgins 7-122, 1 TD; Marrow 3-9; Francies 2-28; Jackson 2-12; Sears 1-17.



GMAC BOWL

Dec. 21, 2005 • Ladd-Peebles Stadium (35,422) • Mobile, Ala.

Toledo
UTEP

45
13

Bruce Gradkowski threw for 298 yards and five touchdowns, leading Toledo to a 45-13 victory over UTEP in the seventh annual GMAC Bowl in Mobile, Ala.

Gradkowski, the game's MVP, threw for three touchdowns in the first half as Toledo built a 28-13 lead. He out-dueled Miner quarterback Jordan Palmer, who passed for 160 yards in the first half before suffering a high ankle sprain.

Palmer completed 14 of 33 attempts for 163 yards. Orlando Cruz, who finished the game, was three of seven for 29 yards.

Toledo drove 79 yards for a touchdown on its opening possession, as Gradkowski connected with tight end John Allen for a 10-yard score.

The Miners dented the scoreboard with 1:52 remaining in the period on a 34-yard field goal by Reagan Schneider, capping a 71-yard drive.

Toledo extended its lead to 14-3 on a fourth down, 33-yard touchdown pass from Gradkowski to David Washington — his first career reception for a score — with 10:41 remaining in the half.

Thirty-six seconds later David Thomas picked off Palmer for a 37-yard touchdown, and the Miners found themselves trailing 21-3.

UTEP scored 10 straight points to pull to within 21-13. Palmer found Johnnie Lee Higgins, Jr. for an 18-yard score, and Schneider nailed a 23-yard field goal.

But Gradkowski quelled the Miners' momentum by finding Steve Odom for a 31-yard touchdown shortly before the half, leaving UTEP in a 28-13 hole at the intermission.

Odom opened the second half with a 51-yard kickoff return, setting up a 29-yard field goal by Jason Robbins for a 31-13 advantage.

Toledo's Trinity Dawson, who rushed for 124 yards, was named the game's offensive MVP. Mike Alston was appointed defensive MVP after racking up three sacks, and Odom had three kickoff returns for 112 yards to earn special teams MVP.

SCORING BREAKDOWN

	1	2	3	4	F
Toledo	7	21	3	14	45
UTEP	3	10	0	0	13

SCORING SUMMARY


1st	Toledo	Allen 10-yard pass from Gradkowski (Robbins kick)
1st	UTEP	Schneider 34-yard field goal
2nd	Toledo	Washington 33-yard pass from Gradkowski (Robbins kick)
2nd	Toledo	Thomas 37-yard interception return (Robbins kick)
2nd	UTEP	Higgins 18-yard pass from Palmer (Schneider kick)
2nd	UTEP	Schneider 23-yard field goal
2nd	Toledo	Odom 31-yard pass from Gradkowski (Robbins kick)
3rd	Toledo	Robbins 29-yard field goal
4th	Toledo	Powell 22-yard pass from Gradkowski (Robbins kick)
4th	Toledo	Hopkins 13-yard pass from Gradkowski (Robbins kick)

TEAM STATISTICS

	Toledo	UTEP
First Downs	25	16
Rushing Attempts-Yards	39-164	28-63
Passing Yards	304	192
Passes	19-32-2	17-41-2
Total Offense	71-468	69-255
Fumbles-Lost	1-1	1-0
Interceptions-Yards	2-37	2-16
Penalties-Yards	9-80	4-45
Punts-Yards	1-35	5-177
Punt Average	35.0	35.4
Punt Returns-Yards	1-4	1-1
Kickoff Returns-Yards	8-410	4-234
Sacks By: Number-Yards	3-28	0-0
Time of Possession	32:05	27:55

INDIVIDUAL LEADERS

Rushing	TOLEDO: Dawson 24-124; Parmele 5-19; Gradkowski 2-11; Broussard 5-8; Davis 1-4; Cochran 1-0; TEAM 1-minus-2. UTEP: Thomas 18-71; Higgins 1-15; Austin 4-3; Cruz 1-2; Palmer 4-minus-28.
Passing	TOLEDO: Gradkowski 30-18-2, 5 TD, 298 yards; Cochran 2-1-0, 0 TD, 6 yards. UTEP: Palmer 14-33-1, 1 TD, 163 yards; Cruz 7-3-1, 0 TD, 29 yards; TEAM 1-0-0, 0 TD, 0 yards.
Receiving	TOLEDO: Odom 5-97, 1 TD; Moore 4-84; Washington 2-38, 1 TD; Powell 2-38, 1 TD; Hopkins 2-17, 1 TD; Dawson 1-11; Allen 1-10, 1 TD; Davis 1-6; Parmele 1-3. UTEP: West 6-88; Higgins 2-30, 1 TD; A. Givens 2-26; Francies 2-23; Thomas 2-minus-2; Sears 1-13; Hunt 1-9; Mauch 1-5.



NEW MEXICO BOWL

Dec. 18, 2010 • University Stadium (32,424) • Albuquerque, N.M.

BYU
UTEP

52
24

Jake Heaps passed for 264 yards and four scores, leading BYU to a 52-24 victory over UTEP in the fifth annual New Mexico Bowl.

The Miners fell behind 31-3 to the long-time rival Cougars midway through the second quarter, and couldn't mount a rally despite Trevor Vittatoe hooking up with Kris Adams for three touchdowns.

Vittatoe connected with Adams for scoring passes of 67, 37 and 49 yards. He finished 14 of 29 passing for 245 yards, while Adams established a career-high in his final college game with 153 yards on three catches.

Marlon McClure also had a big day for the Miners, establishing New Mexico Bowl records for kickoff return yards (125) and long kickoff return (72). His performance gave UTEP 1,538 kickoff return yards on the year to establish a new single-season standard.

UTEP's special teams performance was solid all-around with Dakota Warren booming a 52-yard field goal and Ian Campbell punting six times for 287 yards, a 47.8-yard average.

The Cougars scored touchdowns on four of their first five possessions. BYU compiled 514 yards behind a balanced attack that featured 295 through the air and 219 on the ground. The Cougars received 137 yards receiving from Cody Hoffman and 101 rushing from Joshua Quezada.

SCORING BREAKDOWN

	1	2	3	4	F
BYU	17	14	14	7	52
UTEP	3	7	7	7	24

SCORING SUMMARY

1st	BYU	Kariya 4-yard run (Payne kick)
1st	BYU	Ashworth 9-yard pass from Heaps (Payne kick)
1st	UTEP	Warren 52-yard field goal
1st	BYU	Payne 38-yard field goal
2nd	BYU	Hoffman 31-yard pass from Heaps (Payne kick)
2nd	BYU	Hoffman 3-yard pass from Heaps (Payne kick)
2nd	UTEP	Adams 67-yard pass from Vittatoe (Warren kick)
3rd	BYU	Di Luigi 2-yard run (Payne kick)
3rd	UTEP	Adams 37-yard pass from Vittatoe (Warren kick)
3rd	BYU	Hoffman 29-yard pass from Heaps (Payne kick)
4th	BYU	Quezada 8-yard run (Payne kick)
4th	UTEP	Adams 49-yard pass from Vittatoe (Warren kick)

TEAM STATISTICS

	UTEP	BYU
First Downs	28	13
Rushing Attempts-Yards	50-219	22-(-12)
Passing Yards	295	245
Passes	26-36-2	14-33-3
Total Offense	86-514	55-233
Fumbles-Lost	1-0	0-0
Penalties	6-54	7-52
Interceptions-Yards	3-42	2-55
Punts-Yards	3-160	6-287
Punt Average	53.3	47.8
Punt Returns-Yards	2-42	2-2
Kickoff Returns-Yards	5-125	8-202
Sacks By: Number-Yards	4-58	0-0
Time of Possession	38:16	21:44

INDIVIDUAL LEADERS

Rushing	UTEP:	Banyard 2-11; J. Thomas 4-10; Buckram 6-10; Myers 1-3; McClure 1-(-3); Vittatoe 8-(-43).
	BYU:	Quezada 15-101, 1 TD; Di Luigi 20-98, 1 TD; Kariya 6-18, 1 TD; Hague 3-9; Lark 1-(-1); Foote 2-(-2).
Passing	UTEP:	Vittatoe 14-29-3, 3 TD, 245 yards; J. Thomas 0-3-0, 0 yards.
	BYU:	Heaps 25-34-1, 4 TD, 264 yards; Lark 1-2-1, 31 yards.
Receiving	UTEP:	Adams 3-153, 3 TD; McClure 4-38; Hunter 3-27; Trisby 2-14; J. Thomas 1-7; Carr 1-6.
	BYU:	Hoffman 8-137, 3 TD; Jacobson 4-32; Foote 1-31; Di Luigi 3-21; Mahina 2-20; Wilson 2-16; Quezada 2-15; Ashworth 1-9, 1 TD; Hague 1-6; Hafoka 1-4; Holt 1-4.

MINERS IN THE PROS

Kris Adams, WR Chicago (NFL) 2011 Minnesota (NFL) 2011 St. Louis (NFL) 2011 Indianapolis (NFL) 2012 N.Y. Giants (NFL) 2013-pr	Robert Clayton, OL Austin (AFL1) 2005 Crance Clemons, CB Detroit (NFL) 2002 Indianapolis (NFL) 2004 Ottawa (CFL) 2003-05 Calgary (CFL) 2006-08	Chris Francies, WR Green Bay (NFL) 2006-08 New Orleans (NFL) 2009 San Francisco (NFL) 2009 Utah (AFL1) 2010 Georgia (AFL1) 2011	Saskatchewan (CFL) 1997 Portland (AFL1) 1998 El Paso (IDFL) 2009	Matt McKinnon, FB/LB Tulsa (AFL2) 2005
Mike Aguayo, OL Green Bay (NFL) 2010 Milwaukee (AFL1) 2011	Michael Comer, LB Arizona (NFL) 1997	John Furman, RB Cleveland (NFL) 1962-63	Ron Jones, TE Green Bay (NFL) 1969	Trey Merkens, LB Atlanta (NFL) 2001 San Diego (AFL2) 2003 Laredo (AFL2) 2004
Godwin Akinduro, LB Dallas (NFL) 2005	Russell Cotton, HB Pittsburgh (NFL) 1941-42	Bubba Garcia, WR Kansas City (NFL) 1980 Denver (USFL) 1983	Seth Joyner, LB Philadelphia (NFL) 1986-93 Arizona (NFL) 1994-96 Green Bay (NFL) 1997 Denver (NFL) 1998	Terrance Minor, WR Laredo (AFL2) 2004
Eric Anderson, WR Pittsburgh (NFL) 1986	Oniel Cousins, OL Baltimore (NFL) 2008-10 Cleveland (NFL) 2011-pr	Sammy Garza, QB St. Louis (NFL) 1987 Phoenix (NFL) 1988 Winnipeg (CFL) 1989-94 Ottawa (CFL) 1995	Gary Keithley, QB St. Louis (NFL) 1973-75 Seattle (NFL) 1976 British Columbia (CFL) 1977-78	Darryl Moore, OG Washington (NFL) 1992 Tampa Bay (NFL) 1996 Amsterdam (NFL-Europe) 1997-98 Florida (AFL1) 1999-00 Milwaukee (AFL1) 2000-01
Lionel (Red) Andrews, HB Columbus (AFL) 1938 Los Angeles Dons (AAFL) 1939-42	Jonas Crafts, TE Philadelphia (NFL) 2005	Paul Gibson, WR Buffalo (NFL) 1972 Green Bay (NFL) 1972	George Kelly, DB Arizona (AFL1) 2010	Raymond Morris, LB Chicago (NFL) 1987
Dave Atkins, RB San Francisco (NFL) 1973 Honolulu (WFL) 1974 San Diego (NFL) 1975	Don Croft, DT Buffalo (NFL) 1972-75 Detroit (NFL) 1976 Saskatchewan (CFL) 1977	Clyde Glosson, WR Buffalo (NFL) 1970	Donavon Kemp, WR Dallas (NFL) 2012	Jeff Moturi, WR Green Bay (NFL) 2010 Dallas (NFL) 2010
Eloy Atkinson, OL Tennessee (NFL) 2013	Da'Mon Cromartie-Smith, DB Pittsburgh (NFL) 2010-pr	Keonta Golsen, WR/DB Tulsa (AFL2) 2001-02	Ola Kimrin, PK Rhein (NFL-Europe) 2001 Frankfurt (NFL-Europe) 2001-02 Dallas (NFL) 2003 Cologne (NFL-Europe) 2004 Washington (NFL) 2004 Tennessee (NFL) 2005 Rhein (NFL-Europe) 2006 Miami (NFL) 2006	Halakilangi Muagututia, DB Toronto (CFL) 1999 Chicago (XFL) 2001 Mobile (AFL2) 2002 Chicago (AFL1) 2002-03 Las Vegas (AFL1) 2003 Central Valley (AFL2) 2004 Hawaiian (AFL2) 2004
Sherman Austin, RB Amarillo (AFL2) 2005	George Daney, OG Kansas City (NFL) 1968-77	DeShawn Grayson, DB Pittsburgh Steelers 2013	Aaron King, LS Sacramento (UFL) 2010-11	Volley Murphy, WR Minnesota (NFL) 1968
Victor Bailey, WR Philadelphia (NFL) 1993-94 Kansas City (NFL) 1995-96	Trey Darilek, OG Philadelphia (NFL) 2004-06 Miami (NFL) 2006 Dallas (NFL) 2007 Miami (NFL) 2008	Leon Harden, DB Green Bay (NFL) 1969-70	Joey Knapp, TE Houston (NFL) 2002 Green Bay (NFL) 2003	Brian Natkin, TE Tennessee (NFL) 2001-02 St. Louis (NFL) 2003
Walter Ballard, DT Calgary (CFL) 1983-84 British Columbia (CFL) 1985-89	Fred DeBernardo, DE Kansas City (NFL) 1974	Wayne Hansen, C Chicago Bears (NFL) 1950-59 Dallas (NFL) 1960-62	Sean Kugler, OL Sacramento (WLAFL) 1991	Alex Obomese, DL Dallas (NFL) 2007 Alabama (AAFL) 2008
Joe Banyard, RB New Orleans (NFL) 2012 Minnesota Vikings (NFL) 2013-pr	Sir James Delgado, DB Hamilton (CFL) 2007 British Columbia (CFL) 2008	John Harvey, RB Tampa Bay (NFL) 1989-90 Winnipeg (CFL) 1991-92	Bob Laraba, HB-LB Green Bay (NFL) 1959 San Diego (AFL) 1960-61	Humberto Padilla, OL/DL Stockton (AFL2) 2009
Reggie Barrett, WR Detroit (NFL) 1991-94 Seattle (NFL) 1995	Quintin Demps, DB Philadelphia (NFL) 2008-10 Hartford (UFL) 2010 Houston (NFL) 2010-12 Kansas City (NFL) 2013-pr	Pat Hegarty, QB Denver (NFL) 1989-90	Leif Larsen, DT Buffalo (NFL) 2000-02	Jordan Palmer, QB Washington (NFL) 2007 Arizona (AFL1) 2008 Cincinnati (NFL) 2008-11 Sacramento (UFL) 2011 Jacksonville (NFL) 2012
Kevin Belcher, C New York Giants (NFL) 1983-85 Oakland (NFL) 1985	Jon Dorenbos, DS Buffalo (NFL) 2003-05 Tennessee (NFL) 2005-06 Philadelphia (NFL) 2006-pr	Ken Heineman, QB Cleveland Rams (NFL) 1940-41 Brooklyn Dodgers (NFL) 1942-44	Larry Linne, WR New England (NFL) 1987-88	Tony Perea, LB Hamilton (CFL) 1976
Dustin Bell, DB Tri-Cities (IDFL) 2010 Cleveland (AFL1) 2011-12 New Orleans (AFL1) 2013	Tyler Ebell, RB Edmonton (CFL) 2007, 2009 Toronto (CFL) 2008	Michael Hicks, DB Dallas (NFL) 1998 Frankfurt (NFL-Europe) 1999 New England (AFL1) 1999 Toronto (AFL1) 2000-01	Jim Lohmann, OT British Columbia (CFL) 1978-82 Chicago (USFL) 1983 Pittsburgh (USFL) 1984 San Antonio (USFL) 1985	Ricky Lopez, WR/DB Laredo (AFL2) 2004
Bryce Benekos, P Green Bay (NFL) 2005	Michael Edwards, WR Cleveland (NFL) 2013	Karmul High El Paso (IFL) 2004	Ricky Lopez, WR/DB Arizona (AFL1) 1992-93	Wesley Phillips, QB San Diego (AFL2) 2002-03
Nikita Blair, LB Minnesota (NFL) 1985	Gene Epps, DB Washington (NFL) 1970	Rod Huntley Minnesota (NFL) 2011	Joe MacEsler, OT San Diego (NFL) 1987	Keith Powe, DE British Columbia (CFL) 1991-93 Tampa Bay (NFL) 1994-96 Scotland (NFL-Europe) 1997 Winnipeg (CFL) 1997-98
Antwon Blake, DB Jacksonville (NFL) 2012-pr	Darius Ellison, DB Wichita (AFL2) 2000-01 Roanoke (AFL2) 2001 Wilkes-Barre (AFL2) 2002 Oklahoma City (AFL2) 2002 Columbus (AFL2) 2003 Macon (AFL2) 2004 Birmingham (AFL2) 2004-05	Johnnie Lee Higgins, Jr., WR Oakland (NFL) 2007-10 Philadelphia (NFL) 2011 Virginia (UFL) 2012	Jose Martinez, K Milwaukee (AFL1) 2012 Chicago (AFL1) 2013-pr	Wesley Phillips, QB San Diego (AFL2) 2002-03
Cornelius Brown, DB Chicago (NFL) 2010, 2012 Indianapolis (NFL) 2010-11 San Diego (NFL) 2013-pr	Gene Epps, DB Washington (NFL) 1970	George Hillary, E Washington (NFL) 1945	Riley Matheson, G Columbus (AFL) 1939 Cleveland Rams (NFL) 1939-42 Detroit (NFL) 1943 Cleveland Rams (NFL) 1944-46 Los Angeles Rams (NFL) 1947 San Francisco (AAFC) 1948	Keith Powe, DE British Columbia (CFL) 1991-93 Tampa Bay (NFL) 1994-96 Scotland (NFL-Europe) 1997 Winnipeg (CFL) 1997-98
Donald Buckram, RB Cleveland (NFL) 2011	Jimmy Evans, WR Dallas (NFL) 1964 New York Jets (NFL) 1964-66	Menson Holloway, DE San Francisco (NFL) 2001-02 San Jose (AFL1) 2003 New Orleans (AFL1) 2004	Demetrious Maxie, DT Baltimore (CFL) 1995 Montreal (CFL) 1996 Toronto (CFL) 1996-99 Albany (AFL1) 1999-00 Saskatchewan (CFL) 2000-01 Buffalo (NFL) 2002 Toronto (CFL) 2002 San Francisco (NFL) 2004 Calgary (CFL) 2003-06	Thurman Randle, OT Atlanta (NFL) 1968
Ed Bunn, P Washington (NFL) 1992	Jim Fabisch, DB San Diego (NFL) 1970	Thomas Howard, LB Oakland (NFL) 2006-10 Cincinnati (NFL) 2011-pr	Hayden Mayhew, T Pittsburgh (NFL) 1936-38	John Rayborn, QB Saskatchewan (CFL) 1999-00 Indiana (AFL1) 2001-02 Macon (AFL2) 2002 Detroit (AFL1) 2003-04 Columbus (AFL1) 2004 New Orleans (AFL1) 2004
Kevin Caldwell, RB Winnipeg (CFL) 1992	Ariel Famaligi, OT Laredo (AFL2) 2004	Chuck Hughes, WR Philadelphia (NFL) 1967-69 Detroit (NFL) 1969-71	Don Maynard, WR New York Giants (NFL) 1958 Hamilton (CFL) 1959 New York Jets (NFL) 1960-72 St. Louis (NFL) 1973	Robert Rodriguez, LB Tennessee (NFL) 2005 Cologne (NFL-Europe) 2006 Calgary (CFL) 2006-07
Matt Camilli, LS Philadelphia (NFL) 2012	Robby Felix, C Las Vegas (UFL) 2009 Baltimore (NFL) 2009 New York Jets (NFL) 2010	Jamar Hunt, TE Dallas (NFL) 2009	Scott Maynard, WR San Francisco 49ers (NFL) 1987 Phoenix Cardinals (NFL) 1988 Winnipeg Bluebombers (CFL) 1990	Sam Rogers, DB Hamilton (CFL) 1995-97
Jimmy Carpenter, WR Arizona (NFL) 1999	Josh Ferguson, DB Chicago (AFL1) 2010 Spokane (AFL1) 2011-12 Utah (AFL1) 2013-pr	ibok Ibok, DL Bakersfield (AFL2) 2007	Lee Mays, WR Pittsburgh (NFL) 2002-06	Ken Sale, LB London (WLAFL) 1991-92 Sacramento (AFL1) 1992-93
Fred Carr, LB Green Bay (NFL) 1968-77	Gonzalo Floyd, DE Washington (NFL) 1994 Jacksonville (NFL) 1995 Calgary (CFL) 1995-96 Hamilton (CFL) 1997-02 Buffalo (AFL1) 2003	Best Iheghborow, DL Arizona (NFL) 1997		Lorne Sam, WR Denver (NFL) 2008 Winnipeg (CFL) 2009
Grady Cavness, DB Denver (NFL) 1969 Atlanta (NFL) 1970 Winnipeg (CFL) 1971-73 British Columbia (CFL) 1974-78		Sulaiman Ismail, WR New York (AFL1) 2001		Denver Samples, DT Atlanta (NFL) 1969
Bernard Chapman, DB Cleveland (NFL) 1972		Chris Jacke, PK Green Bay (NFL) 1989-96 Washington (NFL) 1997 Arizona (NFL) 1998-99		
Gene Childs, FB San Diego (NFL) 1970		Eugene Jackson, DE Cleveland Browns (NFL) 1968		
Carey Clayton, C San Diego (NFL) 2001 Jacksonville (NFL) 2002 Amsterdam (NFL-Europe) 2003 Columbus (AFL1) 2004 Nashville (AFL1) 2005-07		Howard Jackson, RB Detroit (NFL) 2005 Hamilton (CFL) 2005		

Carlos Scott, C		Joe West, WR	
St. Louis (NFL)	1983-86	Dallas (NFL)	2008
Reagan Schneider		St. Louis (NFL)	2010
Washington (NFL)	2007	Calgary (CFL)	2012-pr
Pete Shufelt, LB		Zach West, DL	
San Francisco (NFL)	1993	New England (NFL)	2007
New Orleans (NFL)	1993	Cleveland (NFL)	2008
Kansas City (NFL)	1993-94	Jeff White, PK	
New York Giants (NFL)	1994-95	New England (NFL)	1973
Denver (NFL)	1996	Paul White, RB	
Rhein (NFL-Europe)	1997	St. Louis (NFL)	1970-71
John Singleton, DT		Jesse Whittenton, DB	
British Columbia (CFL)	1980	Los Angeles Rams (NFL)	1956
Kendrick Singleton, DB		Chicago Bears (NFL)	1957
Rio Grande Valley (AFL2)	2009	Green Bay (NFL)	1958-64
Ed Smith, DB		Albert Williams, LB	
Green Bay (NFL)	1948-49	Pittsburgh (NFL)	1987
Keith Smith, OL/DL		Winnipeg (CFL)	1988-91
Denver (AFL1)	1987-90	San Antonio (WLAFL)	1992
Orlando (AFL1)	1991	Larry Willis, S	
Mike Smith, DB		Washington (NFL)	1973
Miami (NFL)	1985-87	Darren Woodard, DB	
Atlanta (NFL)	1988	St. Louis (NFL)	2013
Paul Smith, RB		Barron Wortham, LB	
San Francisco (NFL)	2000-02	Houston (NFL)	1994-96
Detroit (NFL)	2003-05	Tennessee (NFL)	1997-99
St. Louis (NFL)	2006	Dallas (NFL)	2000
Denver (NFL)	2007-08	Brian Young, DT	
Don Sommer, OT		St. Louis Rams (NFL)	2000-03
Buffalo (NFL)	1987	New Orleans (NFL)	2004-09
James Spady, OL/DL		Marshall Young, PK	
Denver (AFL1)	1991	Miami (NFL)	1999
Sacramento (AFL1)	1992-93		
Melvin Stephenson II, DB		LEGEND	
Washington (NFL)	2010	AAFL – All-American Football League	
San Jose (AFL1)	2011	AFL – American Football League	
Billy Stevens, QB		AFL1 – Arena Football League	
Green Bay (NFL)	1968-69	AFL2 – Arena Football League 2	
Chicago Bears (NFL)	1970-71	CFL – Canadian Football League	
Craig Strickland, QB		IDFL – Indoor Football League	
Tulsa (AFL2)	2000-01	IFL – Intense Football League	
Detroit (AFL1)	2002	NFL – National Football League	
Tulsa (AFL2)	2003	NFL-Europe – NFL European League	
Oklahoma City (AFL2)	2004-06	USFL – United States Football League	
Tres Sullivan, QB		UFL- United Football League	
Arizona (AFL1)	1995	WFL – World Football League	
Milwaukee (AFL1)	1996-97	WLAFL – World League of American Football	
Sacramento (AFL1)	1997		
David Sutton, WR			
Miami (NFL)	2007		
Danny Taylor, DB			
Edmonton (CFL)	1998		
David Terrell, DB			
Washington (NFL)	1998		
Rhein (NFL-Europe)	1999		
Washington (NFL)	2000-03		
Oakland (NFL)	2004		
Drew Thomas, DB			
St. Louis (NFL)	2013		
Marcus Thomas, RB			
San Diego (NFL)	2008		
Cleveland (NFL)	2009		
Denver (NFL)	2009		
Delbert Thompson, RB			
Kansas City (NFL)	1982		
Bryant Tisdale, DB			
Florida (AFL2)	2009		
Tony Tolbert, DE			
Dallas (NFL)	1989-98		
Trevor Vittatoe, QB			
Chicago (NFL)	2011		
Indianapolis (NFL)	2012		
Bob Wallace, TE			
Chicago Bears (NFL)	1968-71		
Adrian Ward, DB			
Minnesota (NFL)	2005		
Clarence Ward, DB			
Iowa (AFL1)	2011		
Eric Washington, DB			
St. Louis (NFL)	1972-73		
Charlie West, DB			
Minnesota (NFL)	1968-74		
Detroit (NFL)	1975-77		
Denver (NFL)	1978-79		

NFL DRAFT PICKS

Year	Round	Pick	Overall	Name	Team	Position
1940	2	5	15	Ken Heineman	Rams	QB
1941	11	2	112	Russell Cotton	Steelers	HB
1942	17	—	—	Owen Price	Giants	QB
1945	25	10	282	George Hillary	Redskins	E
1948	3	1	19	Ed Smith	Packers	HB
1949	24	—	239	Bernie Smith	Bears	T
1950	4	—	44	Ernest Keily	Lions	G
	6	—	—	Wayne Hansen	Bears	C
1956	—	—	—	Jesse Whittenton	Rams	HB
1958	9	2	109	Don Maynard	Giants	WR
1959	8	11	95	Bob Laraba	Packers	HB
1962	4	2	26	John Furman	Broncos	QB
1963	18	14	252	Louis Hernandez	Packers	G
1964	6	4	74	Jimmy Evans	Cowboys	WR
1964	7	5	47	Dick Weeks	Buffalo	HB
1965	11	7	147	Louis James	Philadelphia	RB
1967	4	19	99	Chuck Hughes	Eagles	WR
	6	16	149	Bill Wilderson	Bills	DE
	11	12	275	Bill Brown	Redskins	C
	17	24	443	David Laffin	Chiefs	WR
1968	1	5	5	Fred Carr	Packers	LB
	1	18	18	George Daney	Chiefs	G
	2	—	46	Bob Wallace	Bears	E
	3	17	67	Bill Stevens	Packers	QB
1969	2	10	36	Grady Cavness	Broncos	DB
	2	17	43	Volley Murphy	Vikings	WR
	2	20	46	Eugene Epps	Redskins	DB
	6	4	134	Ron Jones	Packers	TE
	11	12	272	Leon Harden	Packers	DB
	12	3	289	Denver Samples	Falcons	DT
1970	7	15	171	Jim Fabish	Chargers	DB
	7	26	182	Clyde Glosson	Chiefs	WR
	9	6	214	Paul White	Cardinals	RB
	11	4	264	Dennis Bramlett	Patriots	T
	15	15	379	Eugene Childs	Chargers	RB
1971	7	24	180	Gene Mack	Vikings	LB
	16	18	408	Dick Gibbs	Giants	TE
1972	5	11	115	Don Croft	Colts	DT
	8	1	183	Paul Gibson	Bills	WR
	10	4	238	Eric Washington	Cardinals	DB
	11	22	282	Fred DeBernardi	Colts	DE
	12	19	305	Bernard Chapman	Browns	DB
	14	4	342	Jerome Kundich	Broncos	G
	17	10	426	Bob Tackett	Chargers	T
1973	2	19	45	Gary Keithley	Cardinals	QB
	8	19	201	David Atkins	49ers	RB
	13	15	327	Brooks West	Bengals	DT
1974	9	12	220	Harold Holton	Packers	G
1980	6	9	147	Bubba Garcia	Chiefs	WR
	11	26	303	John Singleton	Chargers	DE
1982	5	19	130	Del Thompson	Chiefs	RB
	7	16	183	Joey Whitley	Packers	DB
1983	6	13	153	Kevin Belcher	Giants	G
	7	16	184	Carlos Scott	Cardinals	C
1985	4	7	91	Mike Smith	Dolphins	DB
	8	2	198	Nikita Blair	Vikings	LB
	9	7	231	Dave Toub	Eagles	C
1986	8	14	208	Seth Joyner	Eagles	LB
	9	17	238	Danny Taylor	Browns	DB
	10	7	256	Don Sommer	Oilers	G
1987	8	4	199	Joe MacEsker	Chargers	T
	8	21	216	Sammy Garza	Seahawks	QB
1989	4	1	85	Tony Tolbert	Cowboys	DE
	6	3	142	Chris Jacke	Packers	K
1991	3	3	58	Reggie Barrett	Lions	WR
1992	8	28	224	Darryl Moore	Redskins	G
1993	3	24	80	Ed Bunn	Redskins	P
1994	6	33	194	Barron Wortham	Oilers	LB
1998	7	2	191	David Terrell	Redskins	DB
2000	5	3	132	Paul Smith	49ers	RB
	5	10	139	Brian Young	Rams	DE
	6	28	194	Leif Larsen	Bills	DE
2001	6	28	191	Menson Holloway	49ers	DE
2002	6	30	202	Lee Mays	Steelers	WR
2004	4	35	131	Trey Darilek	Eagles	G
2005	7	5	219	Adrian Ward	Vikings	DB
2006	2	6	38	Thomas Howard	Raiders	LB
2007	3	36	99	Johnnie Lee Higgins, Jr.	Raiders	RB
WR						
	6	31	205	Jordan Palmer	Redskins	QB
2008	3	36	99	Oniel Cousins	Baltimore	OL
	4	18	117	Quintin Demps	Philadelphia	DB
	5	31	166	Marcus Thomas	San Diego	RB

ALL-CONFERENCE

3-BORDER CONFERENCE AWARDS

COACH OF THE YEAR

1954 Mike Brumbelow
1956 Mike Brumbelow

MOST VALUABLE PLAYER

1952 Bobby Dirmeyer (off.)
1952 Dick Shinaut (off.)
1955 Jesse Whittenton (off.)

ALL-BORDER CONFERENCE

1935 Lionel "Red" Andrews, E 1st
1936 Lionel "Red" Andrews, E 1st
Mike Balenti, HB 1st
Odie Pierce, T 1st
Pecos Wilkenfield, G 1st
1937 Ken Heineman, QB 1st
1938 Ken Heineman, QB 1st
Riley Matheson, T 1st
George Attel, G 2nd
Barry Pennington, C 2nd
1939 George Attel, G 1st
Ken Heineman, QB 1st
Barry Pennington, C 1st
Charles Williams, T 1st
Morris Raney, E 2nd
1940 Russell Cotton, HB 1st
Owen Price, QB 1st
Gilbert Salcedo, HB 1st
1941 William Caver, G 1st
Owen Price, HB 1st
1942 Fred Salem, E 1st
1946 Fred Wendt, QB 2nd
1947 Raymond Evans, T 1st
Ernest Keily, G 1st
Fred Wendt, HB 2nd
Ed Smith, FB 2nd
1948 Raymond Evans, T 1st
Ernest Keily, G 1st
Fred Wendt, HB 1st
1949 James DeGroat, T 1st
Wayne Hansen, C 1st
Ernest Keily, G 1st
1950 Pug Gabrel, HB 1st
Joe Holley, T 1st
J.D. Partridge, E 1st
1952 Bobby Dirmeyer, DE 1st
Dick Shinaut, QB 1st
1953 Harry Cantrell, G 1st
Gene Odell, E 1st
Clovis Riley, HB 2nd
Dick Shinaut, QB 2nd
1954 John Howle, E 1st
Jesse Whittenton, QB 1st
1955 John Howle, E 1st
Lewis Singleton, T 1st
Jesse Whittenton, QB 1st
1956 Bob Forrest, E 1st
Ken George, G 1st
Bob Laraba, QB 1st
Don Maynard, HB 1st
Keith Wharton, T 1st
1957 Dick Forrest, LE 1st
1959 John Young, G 1st
Charles Bradshaw, FB 2nd
John Furman, QB 2nd
Larry Meeks 2nd
1960 Charles Bradshaw, FB 1st
John Furman, QB 1st
John Young, G 1st
Lawrence Hudson, G 2nd
1961 John Furman, QB 1st
Ralph Kennedy, E 1st
John Young, G 1st

WAC AWARDS

COACH OF THE YEAR

1974 Gil Bartosh
2000 Gary Nord

NEWCOMER OF THE YEAR

1974 Bobby McKinley, QB
1987 Pat Hegarty, QB

DEFENSIVE PLAYER OF THE YEAR

1983 Raymond Morris, LB
1993 Barron Wortham, LB
1999 Brian Young, DE
2004 Robert Rodriguez, LB

FRESHMAN OF THE YEAR

1990 Barron Wortham, LB
2004 Quintin Demps, DB

ALL-WAC

1968 Grady Cavness, S 1st
Brooks Dawson, QB 1st
Wally Guilford, OG 1st
Ron Jones, TE 1st
1969 Jim Fabish, CB 1st
Ed Puihes, FL 1st
1970 Lewis Brooks, OG 1st
Gene Mack, DE 1st
Don Croft, MG 1st
1971 Tony Perea, LB 1st
1972 Tony Perea, LB 1st
Greg Taylor, SE 1st
1973 LaFreddie Coleman, S 1st
Bronko Belichesky, K 1st
LaFreddie Coleman, CB 1st
Brad Longnecker, TE 1st
Mike Wasteny, MG 1st
1975 Robert Elliott, RB 1st
1976 Robert Elliott, RB 1st
Jim Lohmann, OL 1st
1977 Robert Elliott, RB 1st
Bubba Garcia, WR 1st
1978 Eddie Forkaway, DB 1st
Bubba Garcia, WR 1st
1979 Melvin Besses, DL 1st
1980 Delbert Thompson, RB 1st
1983 Raymond Morris, LB 1st
1984 Nikita Blair, LB 1st
1987 John Harvey, RB 1st
James Spady, C 1st
Joe Terry, LB 1st
1988 Chris Jacke, PK 1st
Ken Sale, LB 1st
James Spady, OL 1st
Tony Tolbert, DL 1st
Terry Walker, DB 1st
1989 Reggie Barrett, WR 1st
Ken Sale, LB 1st
1991 Ricky Massey, DL 1st
Darryl Moore, OL 1st
Rob Sesich, C 1st
O.T. Thomas, DB 1st
Barron Wortham, LB 1st
1992 Ed Bunn, P 1st
Barron Wortham, LB 1st
1993 Barron Wortham, LB 1st
Marshall Young, PK 1st
Marshall Young, PK 1st
1994 Micheal Comer, LB 1st
1995 Micheal Comer, LB 1st
Best Ihegborow, DL 2nd
Cedric Johnson, WR 2nd
David Terrell, DB 2nd
1997 Halikilangi Muagututia, DB 1st
Anwar White, OL 1st
Jimmy Carpenter, WR 2nd
Jason Smith, DL 2nd
Brian Young, DL 2nd
1998 Ricky Bishop, PK 1st
Brian Natkin, TE 1st
Brian Young, DL 1st
Jimmy Carpenter, WR 2nd
Alan Gray, OT 2nd
1999 Carey Clayton, OL 1st
Brian Natkin, TE 1st
Paul Smith, RB 1st
Brian Young, DL 1st
Ricky Bishop, PK 2nd
Lee Mays, WR 2nd
Derek Walker, DB 2nd
Robert Weathers, LB 2nd
2000 Glen Beard, P 1st
Crance Clemons, DB 1st
Menson Holloway, DL 1st
Lee Mays, WR 1st
Trey Merrens, LB 1st
Brian Natkin, TE 1st

Rocky Perez, QB 1st
Ricky Bishop, PK 2nd
Carey Clayton, OL 2nd
Jeff Seeton, OL 2nd
D.J. Walker, DB 2nd
2001 Lee Mays, WR 2nd
D.J. Walker, DB 2nd
2002 D.J. Walker, DB 1st
2003 Trey Darilek, OL 1st
Howard Jackson, RB 1st
Bryce Benekos, P 2nd
Robert Rodriguez, LB 2nd
2004 Bryce Benekos, P 1st
Howard Jackson, RB 1st
Chris Mineo, DL 1st
Robert Rodriguez, LB 1st
Adrian Ward, DB 1st
Jayson Boyd, WR 2nd
Jonas Crafts, TE 2nd
Johnnie Lee Higgins, Jr., WR 2nd
Thomas Howard, LB 2nd
Adrian Ward, DB 2nd

CONFERENCE USA AWARDS

SPECIAL TEAMS PLAYER OF THE YEAR

2006 Johnnie Lee Higgins, Jr., KR/PR

ALL FRESHMAN TEAM

2005 Robbie Felix, OL
James Olalekan, DL
2006 Braxton Amy, DB
2007 Kyle Petersen, P
Trevor Vittatoe, QB
2008 Bernard Obi, DL
Jamie Irving, LB
2009 DeShawn Grayson, DB
Marlon McClure, KR
2010 Germard Reed, DL
2011 Eric Tomlinson, TE
Jerel Watkins, OL
2012 Autrey Golden, RB/KR

ALL-CONFERENCE USA

2005 Jose Garcia, OL 2nd
Johnnie Lee Higgins, Jr., WR 2nd
Johnnie Lee Higgins, Jr., PR 2nd
Josh House, OL 2nd
Thomas Howard, LB 2nd
Jeremy Jones, LB 2nd
Alex Obomese, DL 2nd
Jordan Palmer, QB 2nd
Tyler Ebell, RB 3rd
Chris Francies, WR 3rd
Troy Collavo, LB 3rd
2006 Johnnie Lee Higgins, Jr., WR 1st
Troy Collavo, LB 1st
Quintin Demps, DB 1st
Reagan Schneider, PK 1st
Johnnie Lee Higgins, Jr., KR 1st
Aaron King, LS 1st
Johnnie Lee Higgins, Jr., PR 2nd
Jordan Palmer, QB 3rd
Alex Obomese, DL 3rd
2007 Oniel Cousins, OL 1st
Quintin Demps, DB 1st
Jose Martinez, PK 1st
Jeff Moturi, WR 1st
Quintin Demps, PR 2nd
Jeremy Jones, LB 2nd
2008 Robby Felix, OL 1st
Josh Ferguson, PR 2nd
Jose Martinez, PK 1st
Adam Vincent, LB 1st
2009 Mike Aguayo, OL 1st
Donald Buckram, RB 1st
Da'Mon Cromartie-Smith, DB 1st
2010 Rod Huntley, OL 2nd
Travaun Nixon, DB 2nd
2011 Matt Camilli, LS 1st
Ian Campbell, P 2nd
2012 Ian Campbell, P 2nd

POST-SEASON ALL-STAR GAMES

BLUE-GRAY CLASSIC

Ken Heineman, QB 1939
Russell Cotton, HB 1940
Don Maynard, HB 1957
Greg Benefield, C 1981
Don Sommer, OG 1985
Joe MacEsker, OT 1986
Paul Smith, RB 1999

HULA BOWL

John Harvey, RB 1989
Barron Wortham, LB 1994
Marshall Young, PK 1996
Mike Deal, OL 1999
Brian Young, DE 2000
Tyler Ebell, RB 2006
Zach West, DL 2007
Marcus Thomas, RB 2008

EAST-WEST SHRINE BOWL

Chris Jacke, PK 1989
Rob Sesich, C 1992
Menson Holloway, DE 2001
Brian Natkin, TE 2001
Robert Rodriguez, LB 2005
Aaron King, LS 2007
Marcus Thomas, RB 2008

SENIOR BOWL

Fred Carr, LB 1968
Reggie Barrett, WR 1991
Keith Powe, LB 1991
Toraino Singleton, RB 1996
Brian Natkin, TE 2001
Thomas Howard, LB 2006
Jordan Palmer, QB 2007
Johnnie Lee Higgins, Jr., WR 2007
Oniel Cousins, OL 2008
Quintin Demps, DB 2008


GRIDIRON CLASSIC

Brian Young, DE 2000
Lee Mays, WR 2002
Lawrence Norman, OT 2002
Trey Darilek, OT 2004

TEXAS VS. THE NATION

Troy Collavo, LB 2007
Aaron King, LS 2007
Alex Obomese, DL 2007
Daniel Robinson, WR 2007
Reagan Schneider, PK 2007
Bryant Tisdale, DB 2007
Joe Ward, DL 2007
Zach West, DL 2007
Jeremy Jones, LB 2008
Jake Sears, TE 2008
Joe West, WR 2008
Jamar Hunt, TE 2009
Jose Martinez, PK 2009
Mike Aguayo, OL 2010
Cornelius Brown, DB 2010
Da'Mon Cromartie-Smith, DB 2010
Jeff Moturi, WR 2010
Kris Adams, WR 2011

ALL-AMERICANS



■ CONSENSUS ALL-AMERICAN

ED BUNN

Punter | 6-2 | 181
1990-91
West Lake Village, Calif.

Ed Bunn was the first Miner to earn consensus All-America honors, when he led the nation in punting in 1992. That season Bunn averaged 47.7 yards per punt after punting 41 times for 1,955 yards. He missed the last two games of the season with an injury, but still captured All-America honors from Walter Camp, Football News and the Associated Press. He became the third Miner to lead the nation in punting, joining Owen Price (1940) and Fred Wendt (1946). Bunn played just two seasons for the Miners, recording the second-highest career punting average in program history (44.5). He also boomed two of the 10 longest punts in school annals — 83 yards versus New Mexico (1991) and 73 yards versus BYU (1992).

ED BUNN'S CAREER STATISTICS

Year	G	Punts	Yards	Avg	Lng	Bk	In20
1991	12	63	2,675	42.46	83	2	21
1992	10	41	1,955	47.68	73	0	19
Totals	22	104	4,630	44.52	83	2	40



■ CONSENSUS ALL-AMERICAN

BRIAN NATKIN

Tight End | 6-4 | 245
1997-2000
San Antonio, Texas

Brian Natkin became UTEP's second consensus All-American and first unanimous All-American in 2000. Natkin was selected first team All-America eight times in 2000. He led all tight ends nationally in receptions (64) and yards (787), while converting 46 receptions (71.4 percent) for first downs that season. He was a semifinalist for the Mackey Award, given to the nation's top tight end. Natkin also earned honorable mention All-America honors in 1998, after notching 34 catches for 362 yards. He closed out his career with 172 catches for 1,934 yards and 11 touchdowns.

BRIAN NATKIN'S CAREER STATISTICS

Year	G	Rec	Yards	Avg	TD	LG	Avg/G
1997	11	15	137	9.13	0	17	12.45
1998	11	34	362	10.65	3	45	32.91
1999	12	59	648	10.98	4	35	54.00
2000	11	64	787	12.30	4	27	71.55
Totals	45	172	1,934	11.24	11	45	42.98

MINER ALL-AMERICANS

BY NUMBER

No. 1	Chris Jacke
No. 7	Lee Mays
No. 9	Quintin Demps
No. 13	Chuck Hughes
No. 14	Owen Price
No. 15	Billy Stevens
No. 17	Barry Pennington
No. 21	Johnnie Lee Higgins, Jr.
No. 22	John Harvey
	Fred Wendt
No. 23	Ken Heineman
No. 36	Tony Perea
	Mike Wasteneay
No. 40	Charlie West
No. 41	LaFreddie Coleman
No. 42	Bert Williams
No. 54	Ernest Keily
No. 56	Raymond Evans
No. 57	Barron Wortham
No. 80	Dick Forrest
No. 85	Joe Terry
No. 86	Fred Carr
No. 98	Tony Tolbert

MINER ALL-AMERICANS

BY POSITION

Back	Ken Heineman
	Owen Price
	Fred Wendt
Center	Barry Pennington
Defensive Back	LaFreddie Coleman
	Quintin Demps
	Charlie West
Defensive End	Joe Terry
	Tony Tolbert
	Bert Williams
End	Dick Forrest
Flanker	Chuck Hughes
Guard	Ernest Keily
Kicker	Chris Jacke
Linebacker	Fred Carr
	Tony Perea
	Barron Wortham
Nose Guard	Mike Wasteneay
Quarterback	Billy Stevens
Tackle	Raymond Evans
Tailback	John Harvey
Wide Receiver	Johnnie Lee Higgins, Jr.
	Lee Mays

LITTLE ALL-AMERICANS

1937	Ken Heineman, QB (NEA ¹ , Collyer's ²)
1938	Ken Heineman, QB (NBC ¹ , NEA ² , Collyer's ² , AP ³)
1939	Ken Heineman, QB (NBC ¹ , NEA ¹ , Collyer's ² , AP ²)
	Barry Pennington, C (AP ³)
1940	Owen Price, QB (Life ⁴ , NBC ¹ , NEA ² , Collyer's ² , AP ³)
1941	Owen Price, QB (Life ⁴ , NBC ¹ , NEA ¹ , Collyer's ¹ , AP ²)
1947	Fred Wendt, HB (UPI ⁵ , AP ⁶)
1948	Fred Wendt, HB (UPI ⁵ , AP ⁶)
	Raymond Evans, T (AP ³)
	Ernest Keily, G (AP ³)
1949	Ernest Keily, G (AP ³)

ALL-AMERICANS

1957	Dick Forrest, E (AP ³)
1965	Chuck Hughes, WR (Sport Extra ⁷)
	Billy Stevens, QB (AP ³)
1967	Fred Carr, LB (Sporting News ⁸)
	Billy Stevens, QB (AP ³)
	Charlie West, DB (Sporting News ⁸)
1971	Tony Perea, LB (AP ³)
1973	LaFreddie Coleman, CB (AP ³)
1974	Mike Wasteneay, NG (AP ³)
1986	Albert Williams, LB (AP ³)

1987	John Harvey, RB (AP ³)
	Joe Terry, DE (AP ³)
1988	Chris Jacke, PK (FWAA ¹)
	Tony Tolbert, DE (AP ³)
1992	Ed Bunn, P (AP ¹ , Walter Camp ¹ , Football News ¹)
1993	Baron Wortham, LB (FWAA ¹ , AP ²)
1998	Brian Natkin, TE (Football News ¹)
2000	Brian Natkin, TE (AP ¹ , Sporting News ¹ , AFCA ¹ , FWAA ¹ , Walter Camp ¹ , Football News ¹ , Rivals.com ¹)
	Lee Mays, WR (Football News ¹)
2006	Johnnie Lee Higgins, Jr., WR/PR (AFCA ¹ , AP ² , CollegeFootballNews.com ²)
2007	Quintin Demps, DB (SI.com ²)
2008	Jose Martinez, PK (Rivals.com ¹)

LEGEND

¹—First Team. ²—Second Team. ³—Third Team. ⁴—Honorable Mention.

AFCA: American Football Coaches' Association.

AP: Associated Press.

Collyer's: Collyer's News Service.

FWAA: Football Writers' Association of America.

Life: Life Magazine.

NBC: National Broadcasting Company.

NEA: Newspaper Enterprise Association.

Sporting News: Detroit Sports Extra.

LETTERWINNERS

A	Banyard, Joe	10,11	Boyd, Dan	39,40,41	Carman, Bob	52,53	Cotton, Russell	38,39,40	
Abor, Anwar	91,92,93	Barber, Tremen	38,39	Boyd, Dan	56,57,58	Carnell, Ben	46,47	Cousins, Oniel	05,06,07
Acosta, Ricardo	94,95	Barczak, Joel	90,91,92,93	Boyd, Herschel	39,40,41	Carpenter, Darryl	78,79,80	Cowan, H.A.	58
Acree, Andre	00	Barfield, Noel	58	Boyd, Jayson	04,05	Carpenter, Jimmy	95,96,97,98	Cowan, John	58,59,60
Adamian, Paul	70,72	Barnes, Ed	41	Boyd, Keith	93,94,95,96	Carr, Fred	65,66,67	Cowden, Bob	40
Adams, Greg	81	Barnes, Joe	58	Boykin, Ben	30,31,32	Carr, Russell	08,09,10,11	Cowell, Charles	47
Adams, Kris	07,08,09,10	Barnes, Merritt	64,65,66	Boykin, Claude	26	Carrasco, Mike	37	Crabb, Alton	67,68
Adams, Martin	61,62,63,64	Barnes, Mondel	54,55,56	Bracken, Arthur	77,78,79	Carson, Hugh	40,41	Crafts, Jonas	01,02,03,04
Adkins, Marvin	34,35	Barnes, Tony	04,05	Bradford, Wade	74,75,76,77	Carson, Tim	78	Craig, Tim	89,90,91
Adkins, Tommy	39,40	Barnett, Hal	75,76	Bradley, Thomas	85,87,88	Carter, Isaiah	07,08,10,11	Craighead, Brander	09,11,12
Adkison, Arnie	85,86,87,88	Barnett, Jim	66,67,68	Bradshaw, Charles	57,58,59,60	Carter, Robert	96,97,98,99	Craigo, Bill	69,70,71
Adkison, Daron	87,88,90,91	Barnett, Lee	35	Brady, Mike	68,69	Carter, Tod	91	Crawford, Bill	47,48
Aguayo, Mike	06,07,08,09	Barrett, Al	72	Bramlett, Dennis	69,70	Casebier, John	40	Crawford, Rachaude	97,98
Akinduro, Godwin	01,02,03,04	Barrett, Ed	40	Brasfield, Chris	91	Casey, Anthony	04	Cresap, Sam	32,33,34
Alarcon, Santos	86,87	Barrett, Fred	38	Breiden, Arthur	42	Casey, Pat	52	Crews, Tommy	41
Alexius, Aubrey	09,10,11,12	Barrett, Logan	09	Bretz, Glenwood	40	Cash, William	79	Crittenden, Lonnie	72,73
Allcorn, Dean	74,75,76,77	Barrett, Reggie	87,88,89,90	Brewster, Ralph	47,48,49,50	Cashon, Ed	36,37	Croft, Don	68,69,70,71
Aldredge, Ronnie	58,59,60,61	Barron, Jon	89,90,91	Bridler, Bill	42	Casillas, Willie	61	Cromartie-Smith, Da'Mon	06,07,08,09
Allen, Charles	78	Beard, Glen	99,00	Bridler, Braney	46	Casper, Steve	86,87,88,89	Crow, David	75,76
Allen, Delbert	80,81,82	Beneler, Wayne	52	Brinkler, Pat	61	Cass, Henry	25,26	Crutcher, Jim	46
Allen, Mickey	42	Belcher, Kevin	80,81,82	Brittingham, Andre	93,94,95	Castellanos, Henry	85	Crutcher, John	95,97,98,99
Allen, Roy	46	Belichesky, Bronko	73	Broadus, Morgan	49	Castellanos, Hugo	84,85,86,87	Cruz, Anthony	91,92
Alsup, Ed	37,38	Bell, Dustin	08,09	Brock, Cooper	12	Castillo, Jeremy	00,01	Cruz, Orlando	02,03,04,05
Alsup, Richard	58,59	Bell, Josh	12	Broderrick, Glenn	19	Castle, Curtis	00,01,02	Culbreth, Marcus	85,86,87,88
Altemus, Tom	70,71	Belshe, Jake	05	Brooks, Corin	12	Castle, Keith	79,80	Cullumber, Tanner	08,09,10
Alvarez, Miguel	75,76,77	Belt, Fred	64	Brooks, Don	83,84,85	Castro, Joe	05	Cumbie, Brandon	94,95,97
Amato, Geoff	08,09,10	Belvin, Art	74,75,76	Brooks, Lewis	69	Cates, Bob	46	Culp, Jerry	51,52,53,54
Amdall, Mike	12	Benefield, Greg	80,81	Broughton, Wayne	52,53	Cavness, Grady	66,67,68	Curtis, Jaryl	93,94,95
Amerine, Randy	74,75	Benekos, Bryce	01,02,03,04	Brown, Barron	91	Cefalone, Dominick	89		
Amerson, Don	74,76,77	Bennett, Bob	23	Brown, Bill	65,66,67	Chastain, Kenneth	97	D	
Amy, Braxton	06,07,09,10	Bennett, Gene	20,21	Brown, Cornelius	06,07,08,09	Chambers, James	85,86	Daney, George	65,66,67
Anderson, Chuck	65,66	Bennett, Homer	33	Brown, Derrick	90,91,92,93	Chamois, Josh	03,04,05,06	Daniels, Rick	78
Anderson, Donovan	90,91	Bennett, Joe	19,20,21,22	Brown, Eric	80	Chandler, Kevin	81,82,83	Darby, Rich	83,84,85,86
Anderson, Eric	82,83,84,85	Bennett, Jules	47	Brown, Glen	54	Chaney, Joe	93,94,95,96	Darden, Clifton	57,58
Anderson, Harvey	47	Bentley, Dale	68	Brown, Grady	54	Chapman, Bernard	70,71	Darilek, Trey	00,01,02,03
Anderson, Mike	71	Benton, Joe	68	Brown, Jesse	78,79	Chappell, Bethany	63,64	Daross, James	31,32,33,34
Arciniega, Charles	63,64,65	Berighus, Wendell	76,77	Brown, Jermaine	93,94,95	Chavando, Jaime	69,70,71	Daugherty, Dick	66,67,68
Andreas, Vincent	37	Berlanga, Charlie	68,69	Brown, Kenny	90,91,92	Chemo, Milton	42	Davidson, Paul	28
Andrews, J.B.	29,30,31,32	Berry, James	70,71	Brown, Kyle	11,12	Chesak, Bill	49,50	Davidson, James	10,11,12
Andrews, Lionel (Red)	35,36,37	Besses, Melvin	79,80	Brown, Lawrence, Jr.	93,94,95	Childs, Gene	67,68	David, C.A.	51,52
Armes, Homer	36,37	Bevan, Dean	28	Brown, Mike	80	Clark, Bill	27	Davis, Brad	96,97,98
Armstrong, Chester	32	Bevans, Don	38,39,40	Brown, Trey	12	Clark, Vic	41,46	Davis, Charlie	1981
Armstrong, Greg	88,89,90,91	Bevers, Jimmy	55,56,57,58	Brownlee, Lance	87,88,89	Clarke, Sam	00,01,02	Davis, Dario	98,99
Armstrong, Marshall	71	Bickey, Coff	41	Buckram, Donald	06,07,08,09,10	Clayton, Carey	97,98,99,00	Davis, Evan	07,08,09,10
Arnold, Boyd	36,37	Biggs, Frazier	28	Bulitt, Andre	76	Clayton, Chris	98	Davis, Jim	49,50
Ashley, Frank	34,35	Binford, W.	19,20,21	Bullock, H.L.	30	Clayton, Robert	00,01,02,03	Davis, Larry	65,66
Atkins, Dave	70,71,72	Birkhead, John	50,51,52	Bulos, Jesse	39,40,41	Clements, George	50,51,52	Davis, Larry	92,93,94
Atkinson, Eloy	09,10,11,12	Bishop, Glenn	88,89,90,91	Burngardner, Jack	93,94,95,96	Clemons, Crance	98,99,00,01	Davis, Tyrone	90,91,92,93
Attel, George	37,38,39	Bishop, Ricky	97,98,99,00	Bunn, Ed	91,92	Cleveland, Jay	82,83	Davis, Wymon	46
Auelua, Alfonso	05,06	Black, Alvin	92,93,94,95	Burchard, Joe	50	Cleveland, Rovann	00,01,02,03	Dawson, Brooks	66,67,68
Aumua, Kaio	93,94	Black, Bill	42	Burks, Brian	94,95	Click, Cedric	02,03,04,05	Day, Chris	05,06,07,08
Austin, Dennis	89,90,91,92	Black, Bruce	56	Burnett, J.C.	20,21	Coats, John	75,76	Deal, Mike	96,97,98
Austin, Dennis	89,90,91,92	Black, Buddy	37,38,39	Burney, Kelly	81	Coats, Vic	61,62,63	Dean, Charles	38,39,40
Austin, Matt	02,03,04,05	Black, Don	86,87,88	Burris, Jack	35	Cobb, Weldon	75,76	DeGroat, Jim	48,49
Austin, Sherman	99,00,01,02	Black, Frank	28	Burris, Jack	52	Coldwell, Charlie	29,30,31,32	Delgado, Sir James	04,05
Avery, Bill	75	Black, Mike	74,75,76,77	Burrow, Cliff	75	Coleman, Bobby	54,55,56	Demps, Quintin	04,05,06,07
Ayala, Adam	10,11,12	Blackman, Jack	38	Burton, Larry	92,93,94	Coleman, LaFreddie	72,73	DeSha, Scott	70,71,72
		Blaine, Terrance	96	Butler, Rommel	96	Collavo, Troy	03,04,05,06	Devlin, Mike	40,41,42
		Blair, Jason	93,94,95,96	Byrne, Doggie	25,26,27,28	Collins, Eric	83,84,85	DeVries, Russ	86,87,88
B		Blair, Nikita	81,82,83,84			Collins, Harold	86,87	Dew, Brandis	07,08
Babb, Kent	59,60	Blake, Antwon	08,09,10,11	C		Combs, Nicky	84,85,86	Diaz, Mickey	75
Bachelor, Ron	76	Bloodworth, Lloyd	41	Calderella, Jack	63,64,65	Comer, Michael	93,94,95,96	Dickerson, Robert	87,88
Baggett, Winfred	56	Blythe, Stanley	64,65,66	Caldwell, Kevin	88,89,90,91	Conger, Darrell	58,59,60	Dickey, M.H.	42
Bagley, Marcus	10,11,12	Bobo, Clyde	52	Cale, Thomas	93	Conley, Dwight	91,92	Dickinson, W.E.	21
Bailey, Fred	19	Bobo, Robert	54,56,57,58	Camilli, Matt	09,10,11	Contreras, Austin	08,09,10	Dillard, Dirk	01,02,03,04
Bailey, Patrick	90,91	Bogan, Kevin	90,91	Campbell, Gerald	49,50,51	Cook, Joe	64,65	DiMatteo, Alex	02,03,04,05
Bailey, Victor	88	Boggs, Jacob	99,00	Campbell, Ian	10,11,12	Cooks, Vernon	86,87,88,89	Diremeyer, Bob	51,52,53
Bailey, Wayne	54,55,56,57	Bonds, Tommy	83,84,85,86	Campbell, Jeff	27,28,29,30	Cooks, Weldon	99,00,01,02	Dixon, Jason	93,94,95
Baillie, Ray	95,96	Bonner, Larry	89	Campbell, John	68,69	Cooper, Eric	85,86	Dixon, Eddie	85,86,87,88
Baker, Danny	91,92,93,94	Borrego, Juan	70,71	Campbell, Wayne	46	Cooper, Kenneth	97,98	Dnago, Rosario	50
Baker, Kevin	75	Booth, Blayne	93,94	Canales, Rick	90,91,92	Copeland, James	79,80	Dooley, Nick	12
Baker, Pat	85,86	Bostwick, Ron	62,63,64,65	Cannon, Pat	89,90,91,92	Corbell, Berman	54,55,56	Dorenbos, Jon	00,01,02
Baker, Shelton	93,94	Bouis, Kevin	94,95	Cannon, Roscoe	21,22,23	Corbell, Dickie	59	Dorris, Lorris	38
Baldwin, Kenneth	59	Bouras, Fade	99,00,01	Cantrell, Harris	51,52,53	Cormier, Carl	92,93,94	Dorsey, Kevin	93
Balenti, Dick	36,37,38	Bowden, Jim	46,47,48,49	Cantrell, Jimmy	41	Costantini, Lorenzo	86,87,88,89	Doughtie, Lee	75
Balenti, Mike	36,37	Bowman, Mike	77,78	Cantrell, Wesley	42	Costello, Tom	87,88	Douglas, Steve	02,03,06,07
Balfanz, David	80,81	Box, Travis	91	Caples, Bill	22,23,24	Cotchery, David	95,96,97,98	Dowdy, Mark	00,01,03,04
Ballard, Walter	80,81	Boyce, Don	59,60,61,62	Carameras, Alex	42,46	Cotton, Don	52,53	Dowell, LaQuintus	12
Ballew, W.F.	20,21	Boyce, Jason	07	Caravelli, Mike	88,89	Cotton, George	40	Downey, George	81
Banks, George	96,97,98	Boyce, Leland	49	Cargile, Lee	47,48,49,50	Cotton, Robert	52,53,54	Doxey, T.A.	20,21

Draughon, Nate 03,04,05,06
 Driver, Darryl 83,84,85
 Duarte, Omar 01,02,03,04
 DuCloss, King 51
 Ducre, Arnold 83,84,85
 Dudley, Don 70,71
 Duffel, Carl 32,33
 Duffield, James 83
 Duncan, Bobby 73
 Duncan, Frank 75,76,77,78
 Durham, Larry 61,62,63,64
 Durio, Ivory 91,92,93
 Dwiggins, Raymond 30,31

E

Ealy, Chuck 59
 Ebell, Tyler 05
 Edminson, Charles 46,47,48
 Edminson, Jimmy 59
 Edwards, Harold 30
 Edwards, Michael 11,12
 Eldridge, John 86,87,88
 Elliott, Robert 74,75,76,77
 Ellis, Matt 05
 Ellison, Darius 95,96,97,98
 Elwood, Matt 01,02,03,04
 Emmett, Robert 28,29,30
 Emmons, John-Austin 02
 Epps, Brandon 92,93,94
 Epps, Gene 67,68
 Erwin, Ronald 54,55,56
 Espinosa, Luis 03,04,05
 Espinosa, Robert 01,02,03,04
 Espiritu, Nick 65,66,67
 Esquivel, Sandi 21,22
 Estrada, Nick 93
 Evans, Arthur 21,22
 Evans, Creg 86,87,88
 Evans, Jim 61,62,63
 Evans, Raymond 42,46,47
 Evans, Rickie 85,86
 Evbuomwan, Lance 09,10
 Evenhus, Jeremy 01,02
 Everest, Andy 47,48,49

F

Fabish, Jim 67,68,69
 Fager, Ed 42,46
 Fager, Jim 47-48
 Fain, Floyd 84,85,86
 Famaligi, Ariel 99,00,01,02
 Fambro, Matt 97
 Fanoga, Mike 85,86
 Fant, LeeFord 59
 Farlow, Barney 46
 Farrar, Michael 09
 Fehoko, Jamie 10,11
 Felix, Robby 05,06,07,08
 Fely, Josh 11,12
 Fematt, Josh 07
 Fenner, Jahmal 01,02,03,04
 Ferguson, Bucky 47
 Ferguson, Josh 05,06,08
 Ferguson, Selectman 48
 Ferguson, Theodore 28
 Ferrell, Scott 90
 Ferrell, Remo 47,48
 Fette, Rick 99,00,01,02
 Fields, Willie 66,67
 Fifita, Tevita 02,03,04,05
 Finley, Matt 97,98
 Fino, Ben 36,37
 Fisher, Bobby 59
 Fitzgerald, Charles 42,47
 Fitzgerald, Dewey 40,41
 Fitzsimmons, Jim 66
 Fleskoski, Joe 03,04,05,06
 Flores, Davis 85,86,87,88
 Flores, Joe 76
 Floyd, Don 52
 Floyd, Gonzalo 90,91,92,93
 Floyd, Lee 40,41,42
 Flynn, Richard 29
 Fogle, Lee 47,48
 Folkner, Steve 78,79,80

Fondren, Cody 34,35
 Force, Craig 84
Ford, Katrae 10,12
 Ford, Tim 05
 Forkerway, Eddie 76,77,78,79
 Forrest, Bob 55,56,57
 Forrest, Dick 55,56,57
 Forrest, Randy 86,87,88
 Foster, Herman 49,50
 Foster, Murray 69,70,71
 Fountain, James 65,66,67
 Fowler, Blair 85,87
 Fowler, Bob 80
 Francis, Chris 02,03,04,05
 Francis, Aaron 03
 Fraser, Danny 47,48,49,50
 Frazier, Vernon 08,09,10,11
Frazier, Wayne 12
 Freeman, Jack 08
Freytag, Cole 12
 Frye, Jeken 09
 Frye, Tony 70-71
 Fuller, Willie 85,86,87,88
 Fulton, Caesar 56
 Furguson, Elias 46
 Furman, John 58,59,60,61
 Furman, Mike 58,59

G

Gabbard Phil 85,86,88,89
 Gabrel, Pug 47,48,49,50
 Gadison, Lee 90,91
 Gage, Bill 38
 Galbraith, Gervis 58,59
 Galloway, Tom 67,68
 Gamble, Harrison 62,63,64,65
 Garcia, Bubba 76,77,78,79
 Garcia, Jose 02,03,04,05
 Garlham, Gary 75,76
 Garlisch, Roy 79,80
 Garrett, Rick 80
 Garvey, Bob 75,76
 Garza, Sammy 83,84,85,86
 Gasser, Howard 89,90
 Gates, Bill 46
 George, Alden 58,59,60
 George, Kenneth 54,55,56
 George, Tony 81,82,83,84
 Gerlach, Dave 69
 Giannoni, David 93,94,95,96
 Gibbs, Eric 92,93
 Gibson, Eric 98
 Gibson, Paul 70,71
 Gilkerson, George 28,29
 Gill, Jack 41,46
 Gillespie, Jason 89,90,91,92
 Givens, Aaron 02,03,04,05
 Givens, Brian 01,02,03,04
 Givens, Johan 05,06,07
 Glasgow, Virgil 79,80,81,82
 Glosson, Clyde 68,69,70
 Glosson, Julius 63,64
 Glover, Jason 01
 Glover, Robert 61,62,63,64
 Glover, Tony 87,88
 Gollither, Mark 92,93
 Gnauck, Robert 24,25
Golden, Autrey 12
 Goldtrap, Elijah 07,08,09,10
 Golson, Keonta 97,98
 Gonzales, Al 95,96
 Gonzales, Jacob 02,03,04,05
 Gooden, John 47,48,49
 Goodwell, Landon 06,07,08,09
 Goodsy, Kevin 92,93,94
 Gorden, Marshall 78,79,80
 Gothard, Jack 55,56
 Graniello, Ben 01,02,03,04
 Grant, Darnell 79,80,81,82
 Graves, Raymond 37
 Gray, Alan 95,96,97,98
 Gray, Shawn 91,92,93,94
 Grayson, DeShawn 09,10,11,12
 Green, Bill 24,25,26,27
 Green, Frank 28

Green, Johnny 39
 Green, Larry 77,78
 Griffin, Charles 46
 Griggs, Steve 86,87,88
 Griego, Nick 95,96
 Grimes, Jeff 86,87,88,89
 Grinstead, Aaron 95,96,97,98
 Grounds, Elmer 42,46
 Grounds, Robert 46,47,48,49
 Grubes, Dick 59
 Guerra, Giovanni 09
 Guilford, Wally 66,67,68
 Gutierrez, Rosendo 50
 Gunnels, Rich 69,70
 Guy, Quincy 93,94

H

Hagar, Don 81
 Hahn, John 73
 Haley, C.J. 11,12
 Hall, Jay 11
Hamilton, Ian 12
 Hamilton, James 90,91,92
 Hammond, James 49,50
 Hammonds, Clyde 89
 Hanel, Justin 03,04,05,06
 Hanna, John 36,37
 Hanna, Mike 02
 Hannon, Bill 57,58,59
 Hansen, Wayne 47,48,49
 Hanson, Randy 84,86
 Haqq, John 92,93
 Hardin, Leon 67
 Harding, Gene 50
 Harding, Kevass 88,89
 Hardison, David 61
 Harman, Hugh 54,55,56
 Harper, Gordon 73
 Harrell, Larry 63,64
 Harris, Chris 95,96
 Harris, Phil 73
 Harris, Ramonte 08
 Harris, Tyce 84,85,86
Harrison, Ishmael 12
 Harsbarger, John 39,40
 Hartgraves, Bobby 56
 Hartman, W. 20,21
 Harvey, Jim 58,59,60,61
 Harvey, John 85,86,87,88
 Haselhorst, Dale 73
 Hasten, Dan 68
 Hatch, Phil 69,70
 Hatcher, Kent 56
 Hausenbaucer, Ed 46
 Hawk, Henry 32
 Hawley, Lincoln 26
 Hayner, Glenn 71
 Haynie, Harold 22,23
 Heard, Roy 51,52
 Hearn, J.D. 02,03,04
 Hedecoke, Wade 52,54
 Hegarty, Pat 87,88
 Heineman, Ken 35,36,37,38
 Heinman, Lloyd 47,48
 Henderson, Brent 94,95,96,97
 Henderson, Don 42
 Jaure, Joe 67,68
Jeffery, Nathan 11,12
 Jepsen, Mike 91
 Jeune, Wiston 09,10
 Johnson, Brandon 02,03
 Johnson, Cedric 93,94,95,96
 Johnson, Elzie 96,97,98,99
 Johnson, Harold 75,76,77,78
 Johnson, Jim 52,53,54,55
 Johnson, Jim 56,57,58,59
 Johnson, Jimmie 26
 Johnson, John 71,72
 Johnson, Leroy 66,67,68
 Johnson, Lucien 75,76
 Johnson, Luther 83,84,85,87
 Johnson, Ray 37,38,39
 Johnson, Stacey 84,85
 Johnson, Tanny 74,75,76,77
 Johnson, Terrance 94,95,96

Hillebrand, Rich 78,79,80
 Hillman, Grady 50
 Hippolyte, Phillip 95,96
 Hobbs, Thurman 56
 Hochuli, Ed 69,70,71
 Hodgson, Dave 78,79
 Holden, Dean 61
 Holderman, Cole 59,60
 Holderman, H.L. 49
 Holderman, Sonny 48,49,50
 Holleman, Greg 08,09,10
 Holley, Joe 47,48,49,50
 Hollins, Nathan 90,91
 Holloway, Menson 96,97,99,00
 Holmes, Oliver 71,72
 Holt, Johnny 56
 Holt, Ray 75,76,77,78
 Hooks, Anthony 89,90,91,92
 Hourigan, Richard 35
 Hotchkiss, Ryan 05,06
 House, Josh 03,04,05
 Houser, John 94
 Housler, Rob 84,86,87,88
 Howard, Arthur 42
 Howard, Preston 41,42,46
 Howard, Thomas 02,03,04,05
 Howle, John 52,53,54,55
 Hubbard, James 73,74
 Huddleston, Pat 31,32
 Huffman, Coleman 46,47,48
 Hughes, Chuck 64,65,66
 Hughes, Dennis 76,77
 Huhn, Shane 12
 Hunt, Brent 97,98,99
 Hunt, Jamar 05,06,07,08
 Hunt, Justin 00,01,02,04
 Hunt, Pat 88,89
 Hunter, Pierce 07,08,09,10
 Huntley, Rod 07,08,09,10
 Hurt, Steve 74,75,76,77
 Hutto, Joe 50

I

Iakopo, Falaniko 86,87,88,89
 Ibok, Ibok 01,02,03,04
 Ihegborow, Best 93,94,95,96
 Iron, Jack 63,64
 Irving, Jamie 08,09,10,12
 Ivery, Carl 34,35

J

Jacke, Chris 84,85,86,88
 Jackson, Alan 96
 Jackson, Brandon 05
 Jackson, Bruce 92,93,94,96
 Jackson, Camar 99,00,01,02
 Jackson, Gene 65,66
 Jackson, Howard 01,02,03,04
 Jackson, Mike 75,76,77
 Jackson, Parrish 93,94,95
 Jackson, Ray 61,62,63,64
 Jackson, Terrell 07,08
James, Adrian 10,11
 James, Louis 61,62,63,64
 James, John 01
 Jarzombek, Frank 78,79,80
 Jaure, Joe 67,68
Jeffery, Nathan 11,12
 Jepsen, Mike 91
 Jeune, Wiston 09,10
 Johnson, Brandon 02,03
 Johnson, Cedric 93,94,95,96
 Johnson, Elzie 96,97,98,99
 Johnson, Harold 75,76,77,78
 Johnson, Jim 52,53,54,55
 Johnson, Jim 56,57,58,59
 Johnson, Jimmie 26
 Johnson, John 71,72
 Johnson, Leroy 66,67,68
 Johnson, Lucien 75,76
 Johnson, Luther 83,84,85,87
 Johnson, Ray 37,38,39
 Johnson, Stacey 84,85
 Johnson, Tanny 74,75,76,77
 Johnson, Terrance 94,95,96

Johnson, Tom 23
 Johnston, Clifford 96,97,98,99
 Johnston, Leroy 60,62,63
 Jones, Coy 50,51
 Jones, Emmitt 95
 Jones, Gary 74,75,76
 Jones, Jeremy 03,04,05,07
Jones, Jim 12
 Jones, Ken 81
 Jones, Lee Allen 57,58
 Jones, Ron 67,68
 Jones, Victor 03,04
 Jordan, Brandon 07
 Jordan, Eugene 36
 Jordan, Vincent 85,86,87
 Joyner, Seth 82,83,84,85

K

Kanaday, Jack 39,40
 Kandich, Jerome 70,71
 Kams, David 66,67,68
 Keily, Ernest 46,47,48,49
 Kelley, Andrew 95,96
 Keithley, Gary 71,72
 Kelly, George 08
 Kelly, Lee 47,48,49
 Kelly, Tom 70,71
 Kemp, Donavon 08,09,10,11
 Kendall, Ulysses 61,62,63
 Kennedy, Matt 96,97
 Kennedy, Ralph 61,62,63
 Kennedy, Ralph 61,62,63,64
 Kern, Brian 80,81,82,83
 Kerr, Chris 00,01,02,03
 Kerr, Dan 00,01,02,03
 Kerry, Morton 54,55,56,57
 Kesseday, Bob 83,84,85,86
 Key, Francis 30,31
 Kimball, Al 70,71,72
 Kimball, Don 80,81,82
 Kimrin, Ola 97,98,99
 King, Aaron R. 03,04,05,06
 King, Aaron L. 08,09
 King, Barry 98,99,00,01
 King, Bobby 98,99,00
 King, George 38,39,40
 King, Jimmy 36,37,38
 King, Mike 83
 Kirby, Timon 58,59,60,61
 Kirby-Smith, Frank 35
 Kirby-Smith, Seldon 35
 Kirry, Dale 95,96,97,98
Kizzie, DeMarcus 12
 Klann, Carl 78,79,80
 Klink, Sammy 41
 Knapp, Joey 98,99,00,01
 Knoepel, Jerry 74,75,76
 Kolliner, Bob, Jr. 59,60
 Kopplin, Dan 92,93
 Koval, Ken 69,70,71
 Krebs, John 37,38,39
 Krutilek, George 31,32,33,34
 Kugler, Sean 85,86,87,88

L

Lamaison, Nick 11,12
 Lancaster, Guy 52
 Lance, Art 46
 Lane, Jon 05
 Laraba, Bob 55,56,57,58
 Larsen, Leif 96,97,98,99
 Laya, Bobby 55,56,57,58
 Leach, Dick 64,65
 Leomiti, Ja-Boy 07,08
 Leone, Matt 84
Leslie, Jordan 11,12
 Levy, Bill 61,62
 Lewicke, Steve 65,66,67
 Lewis, Bill 56,57,58
 Lewis, Chris 01
 Lewis, Darren 87,88
 Lewis, Kenyon 94,95
 Light, Jack 23




LETTERWINNERS CONT.

Lightbourne, Yahchaaroh	10,11	McDonald, Mark	70,71	Morris, Bo	03,04	Patton, Fred	05	Rheinheimer, Ocar	19,20,21,22
Lilja, Leonard	94,95,96	McEachern, Brad	81,82,83,84	Morris, Raymond	80,81,82,83	Patton, Jarrett	79,80	Rhew, Redus	19,21
Lindholm, Ray	92,93,94,95	McElroy, Brian	93,94	Morris, Terry	86,87	Paxon, Paul	58,59,60,61	Rhodes, Tommy	46
Lindgren, Fred	33	McElwain, Corey	03	Morris, Tucker	52	Pearce, Odie	29,30	Ribitzki, Tyler	05,06
Linne, Larry	83,84,85	McGehee, Don	58,59	Morrow, Anthony	07,08,09,10	Pearce, Odis	36,37	Riccillo, Joe	94,95,96,97
Lipscomb, Keith	85,86,87	McGhee, Anthony	11	Mortimer, Bob	62,63,64	Pennington, Barry	37,38,39	Rice, Williams	19
Little, DeAndre	11,12	McGloghlin, Tres	81,82,83,84	Morturi, Tim	62,63,64,65	Perea, Tony	70,71,72	Riddick, Chris	86,87,88
Little, Doug	74,75	McGowan, Hag	25,26	Mosca, Sam	50	Perez, Mike A.	02,03,04	Riddick, Steve	06,07,08,09
Littlejohn, Ansel	90,91	McGraw, Cordell	49,50	Moseley, Jeb	85,86,87,88	Perez, Mike R.	90,91,92,93	Ridgeley, Scott	88
Locknecker, Brad	72,73,74	McHenry, Larry	66,67	Moss, Phillip	02,04,05,06	Perez, Poppy	36,37,38	Riggs, Billy	56,58,59
Logston, David Sr.	78,79,80	McKay, Jack	58	Moturi, Jeff	06,07,08,09	Perez, Rocky	97,98,99,00	Riley, Clint	86,87
Logston, David Jr.	12	McKemy, Harry	19,20,21,22	Muagututia, Halakilangi	96,97	Perrenot, Preston	19	Riley, Clovis	51,52,53
Lohman, Jim	73,75,76	McKenzie, Terrell	29	Mullen, Robert	19,20	Perry, Kevin	10,11,12	Riley, James	04,05,06,07
Loman, George	90,91,92,93	McKinley, Bobby	74,75	Munoz, Ruben	10,11,12	Petersen, Kyle	07,08,09	Riley, Jeff	80
Long, DeAndros	95	McKinney, Lawson	21,22	Munsell, Scott	75	Peterson, Jim	56	Ritchev, Craig	81,82
Loose, V.O.	19,20,21	McKinnon, Matt	97	Murphy, Volley	67,68	Petronis, Joe	97	Robertson, Jared	00,01
Lopez, Julio	10,11	McLean, Adam	66,67	Murphy, Raymond	95,96	Petty, Ken	73	Robertson, Roy	12
Lopez, Rick	74	McLish, Gary	61,62	Murray, Robert	83,84,85,86	Phillips, Darryl	93,94,95	Robinson, Bill	60,61
Lopez, Ricki	86,87,88,89	McLure, George	19	Mussey, Doug	66,67,68	Phillips, Wesley	99,00,01	Robinson, Curtis	63,64
Love, Edward	19	McNac, Anthony	06,08,10	Mustain, Marshall	26,27,28,28	Pickett, Michael	11	Robinson, Daniel	04,06
Lovorn, Neil	69,70	McQuay, Jason	05,06	Mustain, Paul	25	Pikes, Chris	95	Robinson, James	11
Lowrance, Omar	92,93,94	McQueen, Scott	80	Myers, Leilyon	10,11	Pippen, Harold	30	Robinson, Keith	01,02,03
Lowe, Jason	88,89	McShane, Matt	07	N		Pippens, Odell	79,80	Robinson, Lewis	19,20,21
Lowry, Mitchell	36,37	McWilliams, Bill	49	Nash, Jim	61,62,63,64	Pixley, Arlen	91,92	Robinson, Mike	68,69,70
Lubin, Josh	94,95	Meagher, Joe	31	Natkin, Brian	97,98,99,00	Pittman, Emilio	86,87,88	Robinson, Tory	08,09
Lundergan, Noel	51	Means, Benny	79,80,81,82	Navarette, Hovacio	46	Plante, Aaron	94,95	Rocha, Sal	59
Lunnon, Gerred	00,01	Medart, Bill	52,53,54	Neal, Willie	77,78,79	Plumbley, Billy Bob	51,52,53	Rochin, Mario	46
Lybrand, Benny	56,57,58	Meek, Colby	06,07,08,09	Nelson, Jack	24,25,26	Polk, Joseph	95,96,97,98	Rodgers, Thomas	95,96,97,98
Lynch, Scott	83,84,85	Meeks, Jackie	57,58,59,60	Nelson, James	11,12	Pollard, Harold	47	Rodriguez, Robert	01,02,03,04
Lyness, Carl	61,62,63	Meeks, Larry	58,59,60,61	Neugebauer, Virgil	28,29,30	Pond, John	29	Rodriguez, Tony	96
M		Meger, Carson	10,11,12	Newborn, Darryl	81	Pool, Heath	36	Roger, Don	76
MacEsler, Joe	83,84,85,86	Meireles, Juan	81	Newlin, Nick	66,67	Porras, Charles	42	Rogers, Sam	92,93,94
Macias, Gabe	04,05	Melendez, Paulo	12	Nixon, Travaun	10,11	Porter, Chris	00,01	Roland, Bud	49,50
Mack, Gene	68,69,70	Menges, Mitch	93	Noble, Wendell	19	Porter, Will	95	Ropati, A.J.	12
Magruder, Guyler	19	Merkens, Trey	97,98,99,00	Norman, Lawrence	98,99,00,01	Pou, Garvice	33	Rosas, Fred	46,47,48,49
Malone, Jim	41	Menifee, Scooter	88,89	Norwood, Max	47,48,49	Pounds, Robert	86,87	Rosas, Rene	51,52,53
Manfredonia, Bobby	84,85,86,87	Merrell, Gary	68,69	O		Powe, Mike	91,92,93	Rose, James	81,82,83,84
Marcell, Jack	48,49	Merriweather, Rusty	78,79,80	Obi, Bernard	08,09,10,11	Powell, Kurt	81	Ross, Bill	86,87,88
Mariani, Mark	86,87,88,89	Mewhorter, Bill	46,47	Obomes, Alex	03,04,05,06	Pratt, Jerry	58,59	Ross, Roy	90
Mark, Terr'l	12	Miles, David	91,92	Odell, Gene	52,53	Prevost, Terrence	78,79,80	Roquemore, Reggie	87,88
Maros, Mike	38,39,40	Miles, Roger	59	O'Donnell, Pat	60,61,62,63	Price, Owen	38,39,40,41	Rouse, Fred	07
Marrow, Chris	03,04,05,06	Miles Jr., Reggie	03,05	O'Donnell, Tommy	31	Pringle, Craid	91,92	Rowlett, J.J.	91,92,93,94
Marshall, Steve	75,77,78	Miller, Bob	46	O'Driscoll, Norm	74	Pry, Mike	96,98	Ruiz, Alex	96,97
Martin, Dick	58	Miller, Brandon	09,10	Ogden, Rusty	78,79,80	Pruitt, Rodney	81,82	Ruiz, Jonathon	98
Martin, James	11,12	Miller, Horace	11,12	Olalekan, James	05,06,07,08	Puente, Anthony	11,12	Rumsey, Larry	62,63,64
Martin, Jimmy	41	Miller, Jack	54,55	Oliver, Jack	80	Pufahl, Robert	87,88	Rushing, Ralph	78,79
Martin, Kirk	89,90,91,92	Miller, Joe	74,75	Olivieri, Wally	67,68	Puishes, Ed	69,70,71	Russell, Harold	52,53,54
Martin, Nick	11	Miller, Negale	08	Olsen, H.V.	20,21	Punimata, Nuuese	07,08	Russo, Tony	82,83,84,85
Martinez, Jim	76,77	Miller, Steve	75	Olsen, Jon	95,96	Puritty, Ross	86,87,88,89	Rutledge, Randy	54,55,56,57
Martinez, Jose	07,08	Miller, Wesley	11,12	Olsen, Swede	23,24,25	Pursley, Stanley	56	Ryan, Rodney	94,95
Marusich, Sam	46	Millican, David	68,69	O'Neal, Pat	70,71	Pursley, Steve	56,57,58	Rzucki, Greg	68,69
Mason, Don	61,62,63,64	Milner, Walte	31,32,33	O'Neill, Dane	06,07	Putnicki, Rick	76,77,78	S	
Massey, Ricky	91,92	Mineo, Chris	02,03,04,05	Ornelas, Manuel	40	R		Salazar, Hector	81,82,83
Mata, Enrique	52,53,54,55	Minor, Terrance	98,99,01,02	Ortiz, Jo Jo	08,09	Race, William	19	Salcedo, Gilberto	38,39,40
Matejowski, Paul	50,51	Mitacek, Buddy	88,89	Osborn, Aaron	02,03,04	Ragsdale, J.G.	21,22,23	Sale, Ken	88,89
Matherson, Riley	37,38	Mitchell, Leo	75,76,77	Osloinsky, Will	07,08,09,10	Ragsdale, Ken	64	Salem, Albert	46
Matson, Wayne	80,81	Mitchell, Vernon	55,56	Ostertag, Carl	41	Ramirez, Jorge	89,90,91,92	Salima, Clay	04
Matthews, Horace	36,37	Mizner, Ed	21	Oswald, Harold	51,52,53,54	Ramirez, Oscar	77,78	Salinas, Nick	98,99
Matthews, Reggie	66,67,68	Mock, Chandler	2829,30			Rancich, George	39,40	Salsler, J.K.	32,33,34
Mauch, Casey	03,04,05,06	Molina, Rick	97			Randle, Thurman	66,67	Salter, Dan	79,80,81,82
Maxie, Demetrious	93,94	Moncure, Chad	10			Randolph, Josh	99,00	Sam, Lorne	06,07
May, Alber	34	Monroe, T.J.	07	P		Raney, Morris	36,38,39	Samaniego, David	88,89
May, Kevin	79,80,81,82	Moody, Fred	78	Packard, Bill	73,74	Ransom, Hayde	37	Sample, Denver	67,68
May, O.P.	36,37	Moore, Bubba	93	Padilla, Humberto	05,06	Raschke, Cameron	06,07,08,09	Sampson, Harold	74,75,76,77
Mayfield, Darby	68,69	Moore, Chris	06,07,08,09	Padia, Rick	81,82	Rausch, Dick	66,67,68	Sampson, Nick	08
Mayfield, Dennis	69,70	Moore, Darryl	90,91	Page, L.O.	32,33,34,35	Rawls, Don	78,79,80	Sanchez, Dan	96
Mayhew, Haden	30,31,32,33	Moore, Don	80	Paige, W.C.	73,74	Ray, Allan	97,98,99,00	Sanchez, Javier	96,97,98,00
Maynard, Don	54,55,56	Moore, Donn	52	Palmer, Daniel	08	Ray, Courtney	97	Sanford, Bill	52
Maynard, Scot	84	Moore, Jack	24	Palmer, Jordan	03,04,05,06	Ray, Grady	73,74	Sanford, Marshall	02,03,04,05
Mays, Lee	98,99,00,01	Moore, Jonny	07,08,09,10	Paolinelli, Ken	09	Rayborn, John	95,97,98	Sanson, Jim	69,70
McCage, Nathan	10,11	Moore, Larry	78,79,80	Pape, Anthony	88	Reed, Benny	70,71	Santillan, Paul	09,10,11,12
McCall, Mike	77	Moore, Robert	81,82,83,84	Paredes, Pete	35,36,37	Reed, Germard	10,11,12	Savage, Arlanders	91
McCallmont, Charles	58,59,60,61	Moore, Ross	36,37	Parker, Bary	84,85,86,87	Reed, Glenn	58	Saxon, Bob	29
McClelland, Aaron	81	Moothery, Richard	02	Parker, Johnny	41	Reese, Grady	19	Schaffer, John	19
McClure, Marlon	09,10	Morgan, Derrick	11,12	Parr, Rick	73,74	Reffett, Troy	86,87,88,89	Schaper, Jon	01,02,03
McCollum, J.J.	19,20,21	Morgan, Doug	86,87,88,89	Parrish, Mark	05	Reisman, Dick	68,69	Schemenz, Al	42,46
McCormick, Joel	52,53,54	Morgan, Jimmy	63,64,65,66	Parsons, Curt	63,64,65	Remo, Jeff	85,86,87	Schmidien, Mike	72
McCullough, Tim	05,07	Morgan, John	80	Partridge, J.D.	49,50	Renteria, Jesus	95,96	Schneider, Reagan	03,04,05,06
McCune, H.L.	29	Morgan, Ray	56	Pate, Dexter	62	Renteria, Manny	46	Schulte, Shaun	88,89
		Morgan, W.C.	20	Patterson, Devin	11,12	Reynolds, Eric	07,08	Schultz, Dawson	28
		Morphew, Kenneth	34	Patterson, Fred	89,90,91,92	Reynolds, Mike	69,70	Schwartz, Eric	83

Scott, Carlos	78,79,80,81	Steele, Tom	47,48,49,50	U	Wharton, Keith	54,55,56,57	Young, John	58,59,60,61	
Scoular, John	84	Stephenson II, Melvin	06,07,08,09	Ulmer, Clint	84,85	Whatley, Chris	11	Young, Marshall	92,93,94,95
Sears, Jake	04,05,06,07	Stevens, Billy	65,66,67	Underwood, Charles	73,74,75,76	Wheat, Josh	00,01	Young, Mike	75,76,77,78
Seay, Clarence	85,86,88	Stevenson, Curtis	77,78,79	Utu, Faamon	85	White, Anwar	94,95,96,97	Young, Russell	50,51
Sechrist, Bill	47	Stevenson, Major	67,68	V		White, Ben	87	Z	
Seegers, Kelly	81	Stewart, Abdul	94,95,96	Vaitai, Arnold	93,94	White, Charles	40	Zaring, Kenneth	58
Seeton, Jeff	97,98,99,00	Stewart, Fred	27,28,29	Valadez, Steven	11,12	White, Jeff	68,69,70	Zetts, Andrew	73,74,75
Senna, Joe	89	Stewart, Kermit	30	Valencia, Joe	42,46,47,48	White, Swede	22	Zuendt, Bob	47
Serna, David	96,97	Stice, Kenneth	37,38,39	Van, Ricky	05,06	White, Thomas	20,21,23	Zylka, Joe	47
Sesich, Rob	88,89,90,91	Stoglin, Eloy	75,76,77,78	Vasquez, Pitti	63,64,65	White, T.L.	20,21,22		
Settle, Ronald	54	Stone, Dave	80	Vasquez, Willie	56,57,58,59	Whitey, Joe	79,80		
Shadrawy, Tufick	06,07,08,09	Stout, Chuck	65	Vaughan, Rance	69	Whiting, Herman	80,81,82		
Sharp, Gage	12	Stout, Ty	08	Vaughn, Billy Eric	83,84	Whitmore, Ed	54,55,56		
Shaw, Edward	93,94	Stover, Cleve	25	Vavala, Cory	03	Whittenton, Jesse	52,53,54,55		
Shaw, Mark	84	Strange, Martel	08,09,10	Vellmure, Brian	93,94	Widener, Dave	74,75,76		
Shawyer, Dave	54,55,56,57	Strausbaugh, Gerald	70,71	Villareal, Jesse	92,93,94,95	Wilcox, Charlie	55,56		
Shead, Greg	91,92,93,94	Strickland, Craig	97	Vincent, Adam	07,08	Wiley, Jay	81		
Sheppard, A.J.	97,98,99,00	Stubblefield, Mike	87,88,89,90	Vittatoe, Trevor	07,08,09,10	Wiley, Otis	81		
Shinaut, Dick	51,52,53	Stuckey, Jay	98,99	W		Wilkenfeld, Allen	33,34,35		
Shockman, Tom	46,47,48,49	Sullivan, Bill	29,30,31	Waasted, Dale	76,77	Wilkerson, Bob	65,66		
Shoopman, Bill	39,40,41	Sullivan, Blaire	12	Waddles, Jerry	66,67,68	Wilkerson, Jack	47,48,49,50		
Shoquist, Jordan	03	Sullivan, Tres	89	Wade, Butch	72	Wilkins, Brian	06,07,08,09		
Showery, Ray	46	Surratt, Don	49	Wade, Chris	98,99	Williams, A.G.	35		
Shufelt, Pete	89,90,91,92	Sutton, David	05,06	Walker, Brian	98,99,00,01	Williams, Albert	31,32,33		
Shults, Marvin	28	T		Walker, Clarence	33,34	Williams, Albert	83,84,85,86		
Simonian, Peter	94	Tabor, Harry	74,75,76	Walker, Derek	97,98,99,00	Williams, Alfred	83,84,85,86		
Sims, Aaron	06	Tackett, Bob	69,70,71	Walker, D.J.	99,00,01,02	Williams, Charlie	39,40		
Sims, Larry	89,90	Talton, Derrick	89	Walker, Jerry	75,76,77,78	Williams, Del	58,59,60,61		
Singleton, John	78	Tate, Nick	56,57,58	Walker, Jerry	07,09	Williams, Gabe	99,00,01		
Singleton, Lewis	52,53,54,55	Tauaefa, Isaac	09	Walker, Roddray	07,09	Williams, Gene	58,59,60,61		
Singleton, Sam	99,00,01	Taylor, Allen	38,39	Walker, Mike	72,73	Williams, Greg	85		
Singleton, Toraino	94,95	Taylor, Billy	68,69,70	Walker, Pat	71,72	Williams, Jason	06,07,08,10		
Skarke, Shawe	88	Taylor, Calvin	68,69,70	Walker, Shawn	91,92	Williams, Lavorick	10,11		
Skelton, John	72	Taylor, Chris	98	Walker, Terry	85,86,87,88	Williams, Morris	84		
Skidmore, C.A.	20,21	Taylor, Danny	82,83,84,85	Wallace, Bob	65,66,67	Williams, Ray	93,94		
Slaughter, Don	49,50	Taylor, Jerry	61	Walley, Jack	81	Williams, Russell	05		
Sloan, Frank	64	Teel, Larry	89	Walls, Phil	81,82	Williams, Semaj	93		
Smerigan, Nick	66,67,68	Telford, Jack	39,40,41	Walsch, Bill	50	Williams, Vernon	34		
Smith, Amasa	24,25	Tenorio, Val	63,64,65	Walton, J.B.	35	Williams, Xay	12		
Smith, Andy	03,04,05,06	Terrell, David	94,95,96	Ward, Adrian	03,04	Willis, Don	73,74		
Smith, Cherry	27	Terry, Joe	84,85,86,87	Ward, Charlie	54,55,56,57	Willis, Rich	87		
Smith, David	68,69,70	Tessier, Paul	99,00	Ward, Clarence	08,09	Wilson, Gordon	38,39,40		
Smith, Derek	82,83,84	Tevis, Reeves	53,54,55	Ward, George	46	Wilson, Larry	59		
Smith, Ed	42,46,47	Thomas, Cecil	37,38,39	Ward, Joe	03,04,05,06	Wilson, Paul	70,71		
Smith, Harlan	49,50,51	Thomas, Clarence	34,35	Ward, Kevin	81,82,83,84	Wilson, Woodrow	23,24		
Smith, Harvey	72	Thomas, Drew	09,10,11,12	Ward, Ray	68,69	Wimberly, Charles	37		
Smith, Jason	97,98	Thomas II, James	06,07,08,10	Warden, Milton	28,29	Winchester, Lance	65,66,67		
Smith, Jimmy	01,02,03,04	Thomas, John	75,76	Wardy, David	01	Windham, Bob	62		
Smith, Keith	83,84	Thomas, Marcus	04,05,06,07	Wardy, Jim	41	Wirth, Zach	96,97		
Smith, Larry	78,79	Thomas, O.T.	88,89,90,91	Ware, Todd	59	Wiseman, Bubba	99,00,01,02		
Smith, Lee	25,26,27	Thompson, Delbert	80,81	Warren, Dakota	10,11	Wittholz, Dean	86,87,88		
Smith, Mike	81,82,83,84	Thompson, Greg	75,76	Warren, Keith	99,00,01	Wold, Elmer	35		
Smith, Paul	96,97,98,99	Thompson, Homer	78,79,80	Washington, Allen	89	Womble, Claudis	19		
Smith, Paul	99,00,01,02	Thompson, James	97,98,99	Washington, Eric	68,69,70	Wood, Bedford	48		
Smith, Royzell	08,09,10,11	Thompson, Pat	70,71,72	Wastenev, Mike	73,74	Wood, Craig	07,08		
Smith, Steve	75	Thompson, Shannon	72,73,74	Watkins, Dave	68,69	Woodard, Darren	11,12		
Smith, Tate	10,11	Thompson, Sheldon	91,92	Watkins, Doyle	56,57,58	Woodard, Tim	00,01,02,03		
Smith, Wayne	66,67,68	Thompson, Steve	90,91,92,93	Watkins, Greg	10,11	Woodruff, Woody	78,79,80		
Smith, Will	01,02	Thornal, Dave	28	Watkins, Jerel	11,12	Woods, Buck	47,48		
Smith, William	28,29,30	Thornton, Martese	93,94,95	Watkins, Quentin	54,55,56,57	Woodside, Tom	21,22,23,24		
Smith, Willie	74,75	Tinkler, Coles	41	Watson, James	72	Woodul, Bill	47,48		
Socie, Dave	86,87	Tisdale, Bryant	05,06	Watson, Justin	05,06	Woodul, Lewis	26		
Soleyjacks, Robert	07,08,09,10	Tittle, Bill	47,48,49	Weathers, Robert	98,99	Wooten, Kelvin	84,85		
Solot, Alex	07,08,09,10	Titus, Ewell	31	Weaver, Campbell	33	Wortham, Barron	90,91,92,93		
Soltero, Conrad	78	Tolbert, Tony	86,87,88	Webb, Jack	56	Worthington, Hugh	25,26,27,28		
Sommer, Don	82,83,84,85	Tomberlin, Bill	66,67,68	Webb, Poole	54,55,56,57	Worthington, Russell	19		
Sory, Lonnie	21,22	Tomlinson, Eric	11,12	Webber, Jim	50	Wray, Buck	41		
Spady, James	85,86,87,88	Toub, Dave	83,84	Webster, Kennedy	85,86	Wright, Chester	19		
Sparlin, Drew	56	Tovar, Salvado	32	Wedell, Scott	81,82,83	Wright, Derek	95,96,97,98		
Spear, Tody	86,87	Trail, Malcolm	11,12	Week, Dick	64,65	Wright, Kyle	06,07,08,09		
Spence, Charles	34,35	Trisby, Corey	09,10	Weeks, Grady	19	Wright, Ox	28		
Spence, Chuck	66,67,68	Troeger, J.H.	21,22	Wells, Chris	95,96,97	Wright, Richie	86,87,88		
Spence, Emeri	05,06	Tubig, Jordan	05	Wells, Eric	98	Wright-Hay, Erik	89		
Spence, John	81	Tucker, Cliff	11	Wendt, Fred	42,46,47,48	Y			
Spencer, Richard	09,10,11	Tucker, Corey	93,94	Wenrick, Craig	10,11	Yanez, J.R.	21		
Springer, Jeremy	08,09,10,11	Tucker, Jerry	62,63,64	Wentzel, Karl	59	Yarbrough, Mark	64,65,66		
Staab, Neil	96,98	Turner, Bill	81,82,83,84	West, Brooks	70,71,72	Yaites, Brandon	01		
Stafford, Graham	40,41,42	Turner, Steve	82,83,84,85	West, Charlie	65,66,67	Yates, Derrion	98,99		
Stagliano, Vic	83,84,85	Turner, Todd	94	West, Jack	72,73	Yates, Ken	75,76		
Stair, Joe	72,73,74	Turner, Yancey	95,96	West, Joe	03,05,06,07	Young, Brian	95,97,98,99		
Stansbury, Hal	95,97,98,99			West, Otha	90,91	Young, Jack	60,61		
Stanton, Andy	88,89,90,91			West, Zach	03,04,05,06	Young, Jason	96,97		
Starley, Bill	63,64			Wetz, David	73	Young, Joe	00		
Steele, Thad	28,29,30,31								

MINER GREATS



NFL HALL OF FAME DON MAYNARD

Halfback | 6-0 | 175
1955-57
Colorado City, Texas

Before his professional days, Don Maynard was a All-Border Conference halfback and track star. He was a future draft pick of the New York Giants in 1957, but played only the 1958 season with the team before moving to Hamilton in the Canadian Football League in 1959. A year later, he became the first player to sign with the new American Football League's New York Titans, a team that would later change its name to the Jets. The young New York team struggled for several seasons before they attained any level of respect. Maynard often had to improvise as one of his team's constantly rotating crop of quarterbacks scrambled for his life. In 1965 quarterback Joe Namath arrived on the scene and the resulting chemistry that developed between the two proved to be the perfect mix. While Maynard was a frequent standout for the Jets, he had his biggest day in the 1968 AFL Championship Game that preceded the Jets' stunning upset of Baltimore in Super Bowl III. In New York's 27-23 victory over Oakland, Maynard caught six passes for 118 yards and two touchdowns. His 14-yard grab in the first period gave the Jets the lead and his six-yard catch in the fourth period proved to be the game winner. Although he never led the league in receiving any one season, at the time of his retirement following the 1973 season, Maynard was one of only five players to record more than 50 receptions and more than 1,000 receiving yards in five different seasons. A four-time AFL All-Star, his 633 career catches for 11,834 yards were both pro records at the time. Maynard played 12 seasons with the Jets (1960-72), establishing club records for touchdowns (88), receptions (627), receiving yards (11,732), single-season receiving yards (1,434), single-season touchdowns (14) and single-game receiving yards (228). Maynard, whose jersey (No. 13) was retired by the New York Jets, was inducted into the Pro Football Hall of Fame in 1987.

DON MAYNARD'S CAREER NFL STATISTICS

Year Team	Rushing					Receiving			
	G	Att	Yds	Avg	TD	Rec	Yds	Avg	TD
1958 New York Giants	12	12	45	3.8	0	5	84	16.8	0
1959 Hamilton (CFL)									
1960 New York Titans	14	0	0	0.0	0	72	1,265	17.6	6
1961 New York Titans	14	0	0	0.0	0	43	629	14.6	8
1962 New York Titans	14	0	0	0.0	0	56	1,041	18.6	8
1963 New York Jets	12	2	6	3.0	0	38	780	20.5	9
1964 New York Jets	14	3	3	1.0	0	46	847	18.4	8
1965 New York Jets	14	1	2	2.0	0	68	1,218	17.9	14
1966 New York Jets	14	0	0	0.0	0	48	840	17.5	5
1967 New York Jets	14	4	18	4.5	0	71	1,434	20.2	10
1968 New York Jets	13	0	0	0.0	0	57	1,297	22.8	10
1969 New York Jets	11	1	-6	-6.0	0	47	938	20.0	6
1970 New York Jets	10	0	0	0.0	0	31	525	16.9	0
1971 New York Jets	14	1	2	2.0	0	21	408	19.4	2
1972 New York Jets	14	0	0	0.0	0	29	510	17.6	2
1973 St. Louis Cardinals	2	0	0	0.0	0	1	18	18.0	0
NFL Career Totals	186	24	70	2.9	0	633	11,834	18.7	88

QUARTERBACKS



BROOKS DAWSON | 1966-68

Still holds the school record for most attempts in one game (65) without an interception. Completed 29 passes against UC-Santa Barbara in 1968 and finished his career (1966-68) with 219 completions for 3,348 yards and 34 touchdowns. Threw six touchdown passes -- including one for 86 yards and one for 83 yards -- at New Mexico (1967).



BILL CRAIG | 1969-71

Threw for 507 yards, the second-top total in school history, at Colorado State in 1970. Threw for 3,807 yards during his career (1969-71), including 2,123 in 1970.



JOHN FURMAN | 1958-61

Left-hander who played at Texas Western before the passing game was in style. Still threw for 3,607 yards (1958-61) and 24 TDs. Drafted by the Denver Broncos (AFL) and the Cleveland Browns (NFL) in 1962.



SAMMY GARZA | 1983-86

Was with a run-oriented program before Bob Stull's passing game arrived in 1986 to showcase his talents. Threw for 6,130 yards (1983-86) during his career. Passed for 3,140 yards and 21 touchdowns as a senior.



HOWARD GASSER | 1989-90

Another in the long line of rifle-armed QBs to play at UTEP. Played at UTEP two years (1989-90) and completed 273 passes for 3,609 yards and 21 touchdowns.



PAT HEGARTY | 1987-88

During his two years (1987-88), the Miners put together a 17-7 record, including a 10-3 mark in 1988, best in the school's history. Threw for 4,593 yards -- sixth-best in school history. Named to the GTE Academic All-America team, and honored with an NCAA Post Graduate Scholarship.



KEN HEINEMAN | 1935-38

He was the school's first All-America selection, winning the honor in 1937, 1938 and 1939. Became the first player from the school to get drafted. Heineman was a triple threat player, leading the Miners in rushing, passing and punting from 1937-39. He also had nine interceptions in 1939. He still ranks sixth in total offense (4,874 yards) and rushed for 2,001 yards in his career.



JORDAN PALMER | 2003-06

Palmer concluded his career as UTEP's record-holder in every passing and total offense category until Trevor Vittatoe eclipsed his numbers in 2010. His 3,595 yards passing in 2006 remain a school standard. The brother of former Heisman Trophy winner Carson Palmer, he was selected by Washington in the 2007 NFL Draft.



ROCKY PEREZ | 1997-00

He became only the second quarterback in school history to lead his team to a conference championship and a bowl berth, as the Miners claimed a share of the 2000 WAC title and a spot in the Crucial.com Humanitarian Bowl. Perez currently ranks fifth in career passing yards (5,108) and total offense (5,394). Led UTEP to a 14-3 upset of No. 25 BYU in 1997.



JOHN RAYBORN | 1995, 97-98

A shining example of overcoming adversity, Rayborn endured injuries, suspensions and academic problems to become a team leader and model citizen after putting his crazy days behind him. He eventually finished his career as a three-year starter, and his name is etched in the UTEP record books in the top 10 in several passing and offensive categories.

**BILLY STEVENS | 1965-67**

For over 30 years, he held school records for most passes for a season (432) and career (943), yards passing in a career (6,485) and touchdowns for a career (51). His 92-yard pass to Bob Wallace with no time left against Utah (1965) as a sophomore remains the school's longest completion to this day. Threw for 500 yards in his first college game, an NCAA freshman record.

**CHUCK HUGHES | 1964-66**

One of most prolific overall receivers in school history. Had 80 catches in 1965, 162 in his career and 17 against Arizona State in 1965. His 349 yards against North Texas in 1965 was an NCAA record at the time. His 34.9 yards per reception still stands as an NCAA record. Had 19 career touchdown catches. Returned 12 punts for 272 yards and one score, and brought back 36 kickoffs for another 851 yards. Had six catches for 115 yards and one score in the 1965 Sun Bowl.

**TREVOR VITTATOE | 2007-10**

Vittatoe shattered school records for passing yards (12,439), touchdown passes (97), total offense (12,291 yards) and TDs responsible for (98), and rates second in school annals with 14 games throwing for 300 yards or more. Following his senior campaign, he ranked 14th in NCAA history in passing yards, and 15th in passing TDs and total offense. A starter in every game (49 total) through his college career, Vittatoe is the only player in school history to throw for 400 yards on four occasions, and to pass for five TDs four times. He also owns school records for passing yards in a game (517 versus Marshall in '09) and TD passes in a season (33 in '08).

**CEDRIC JOHNSON | 1993-96**

One of the most talented all-around offensive threats in Miner history. Johnson totaled 92 career receptions for 1,251 yards and 14 touchdowns, and set school and NCAA records for kickoff returns (116), yards on kickoff returns (2,757) and single-season kickoff return yards (1,039 in 1995). Set a school record with a 100-yard kickoff return at New Mexico in 1996.

**JESSE WHITTENTON | 1952-55**

Considered one of the best all-around athletes ever at UTEP. Rushed for 1,351 yards, passed for 1,381 yards, caught 19 passes, intercepted nine passes, brought back 17 punts for 230 yards and returned 20 kickoffs for 375 yards. He also scored 18 touchdowns and kicked 44 PATs before taking his talents to the Green Bay Packers, where he was an All-Pro defensive back.

**RON JONES | 1967-68**

Another tight end who needs to be listed among the all-time UTEP greats. Although his totals aren't as impressive as the wide receivers', his talents did not go unnoticed by the Green Bay Packers. He played in the NFL for a few seasons. Returned for an alumni game in the mid-1980s and was the best receiver on the field, according to the coaching staff.

RECEIVERS

**KRIS ADAMS | 2007-10**

Padded his career totals (144 catches for 2,657 yards and 30 touchdowns) with a blockbuster sophomore and senior year. In 2008, he compiled 50 receptions for 958 yards, and in 2010 he racked up 47 catches for 1,070 yards -- reaching the end zone 14 times each year. Adams is tied for fourth in school history with ten 100-yard games, and closed out his career on a high note with a career-high 153 yards versus BYU in the 2010 New Mexico Bowl. His 30 TD receptions rate second in UTEP annals.

**VOLLEY MURPHY | 1967-68**

Probably the quickest outside threat in the history of the school. He caught three passes at New Mexico (1967) and turned them into scores. Those four catches totaled 234 yards. While his career reception totals are not listed among the school leaders, he scored 19 touchdowns during his two years with the program (1967-68), tied for fifth in school annals.

**ARNIE ADKISON | 1985-88**

Although much of his talents were used as a blocking tight end, this Hobbs, N.M., native caught 86 passes during his career. He had 10 catches for 200 yards against Utah on a rainy afternoon in 1987.

**LEE MAYS | 1998-01**

He left UTEP as the school's all-time receptions leader with 200 catches, and still holds that honor. His 2,908 receiving yards rank second at the school, and he rates eighth all-time in all-purpose yards with 3,565 yards. Mays' biggest season came as a junior, when he notched 70 receptions for 1,098 yards and an NCAA-best 15 touchdowns. His efforts led UTEP to the 2000 WAC championship and landed Mays honorable mention All-America honors.

**REGGIE BARRETT | 1987-90**

Caught 153 passes during his career (1987-90) for 2,558 yards and 19 touchdowns. Best single game was at Hawaii (1988) when he had 177 yards in receptions. Also totaled 165 yards versus BYU in 1990. Had 50 receptions in 1988 and 58 the following year. His 153 career catches rank sixth at the school.

**JEFF MOTURI | 2006-09**

Dynamite sophomore and senior years catapulted Moturi to fourth place in school history in touchdown catches (26) and receptions (170), tied for fourth in 100-yard games (10) and sixth in receiving yards (2,527). He tied for fourth nationally in touchdown catches in 2007 (13), and amassed a career-high 974 receiving yards in 2009. Moturi made a catch in 36 straight games to conclude his college career before signing a free agent contract with the Green Bay Packers. He currently plays for the Dallas Cowboys.

**JIMMY CARPENTER | 1995-98**

This sure-handed receiver finished as a two-time second team All-WAC performer. He led the Miners in receiving in both 1997 and 1998, concluding his career with at least one catch in 22 consecutive games and 37 of a possible 45 games in his UTEP career. He finished with 126 catches for 1,836 yards.

**BRIAN NATKIN | 1997-00**


In 2000, Natkin became UTEP's first unanimous All-America selection, landing first team honors on seven squads. He was a semifinalist for the John Mackey Award, given to the nation's top tight end. Natkin closed out his career with 172 catches for 1,934 yards and 11 touchdowns. Currently serves as UTEP's tight ends coach.

**CHRIS FRANCIES | 2002-05**

A steady performer, he ended his Miner career by catching a pass in 43 straight games. Ranks ninth in school history in both receptions (128) and yardage (2,022) while sprinkling in 12 touchdown receptions. Had four 100-yard games as a senior. Signed a free agent contract with the Green Bay Packers in the spring of 2005.

**ED PUIHES | 1969-71**

Inch for inch, pound for pound (5-10, 163), this guy may have been one of the toughest to play here, although he'd probably have great competition from Chuck Hughes who wasn't much larger. Had 1,000 yards in receptions in 1970, which ranks sixth on the all-time list. Had 12 catches against Trinity on a snowy night in San Antonio (1970). Finished with 138 career catches. Puihes recorded three 170-yard receiving days during his career -- Colorado State (198), NMSU (175) and Utah (172).

**JOHNNIE LEE HIGGINS, JR. | 2003-06**

Capped a spectacular career in 2006 by making two All-America teams (AFCA, Associated Press). Ranked second nationally in receiving as a senior, averaging 109.9 yards per game. Also chosen the Conference USA Special Teams Player of the Year by setting a league record for punt return average (23.4). Established school records for receiving yards (3,218) and touchdown catches (32). Chosen by Oakland in the third round of the '07 NFL Draft.

**BOB WALLACE | 1965-67**

While he was a wide receiver at UTEP, and had the speed to play the position well, the Chicago Bears used him as a tight end. At UTEP, he had 123 catches, including 48 in 1965. Was on the receiving end of UTEP's longest pass play -- 92 yards against Utah in 1965 -- giving the Miners a thrilling 20-19 win over the Utes on the last play of the game.

MINER GREATS CONT.

RUNNING BACKS



DONALD BUCKRAM | 2006-10

Though he was slowed by injuries for most of his career, Buckram put it all together in 2009, rushing for 1,594 yards to break a UTEP single-season record that had stood for over 60 years. Buckram compiled eight 100-yard games that year, another school standard. He collected 132.8 yards per contest to become the Miners' first conference rushing leader in the modern era of football. Buckram's banner day came at Tulane when he posted 234 yards rushing and 109 receiving, making him only the fourth player in NCAA history to compile 200 yards on the ground and 100 via the pass. He wound up his career with 2,417 yards rushing and 951 receiving.



ROBERT ELLIOTT | 1974-77

Third-leading career rusher in school history (2,834 yards). Rushed for 1,011 yards in 1977 to become one of only eight athletes ever to crack the 1,000-yard mark in a season. Best single game was 202 yards versus BYU in 1977.




PUG GABREL | 1947-50

Rushed for 2,321 yards (1947-50), which ranks eighth in school history. Totaled 881 yards in 1949. Gained 178 yards against Hardin-Simmons (1948). One of 10 runners to gain over 2,000 yards during his career, and he did it before freshmen were eligible. After retirement, Pug returned to the Miner football squad as a volunteer coach for David Lee.




JOHN HARVEY | 1985-88

Became the school's record-breaking running back. Holds school marks for most yards in a career (3,576), and his 232 yards at Colorado State in 1985 rates seventh-best in school history. Excellent receiver with 99 catches for 775 yards and nine scores. All-time scoring leader with 306 points. Played briefly with Tampa Bay.




RAY HOLT | 1975-78

Rushed for 2,069 yards during his four-year career. Left UTEP as the school's all-time all-purpose yardage leader (4,227) and now rates fourth. Best rushing performance was 155 yards at Hawaii in 1976.




HOWARD JACKSON | 2001-04

Concluded his Miner career as the school's all-time leader with 6,153 all-purpose yards, including 1,947 on kickoff returns. The slight (5-9, 160) but speedy Jackson ran for 3,466 yards at UTEP -- second in school annals -- despite not seeing much playing time until very late in his freshman year. Two-time first team All-WAC honoree signed an NFL free agent deal with Detroit.



DON MAYNARD | 1954-56

At what position do you list this guy? He caught only 28 passes during his career at UTEP (1955-57), but they averaged 27.6 yards. Yet, he went to the NFL and became one of the greatest receivers ever to put on a uniform, playing in a Super Bowl with the Jets. He is now a member of the elite NFL Hall of Fame -- the only former UTEP player to be so honored. While he caught only 28 passes during his UTEP career, Maynard averaged 5.4 yards each time he carried the ball (154-843) and scored nine rushing TDs, with 10 on receptions. He also returned punts (21-250) and kickoffs (12-275).



TORANO SINGLETON | 1994-95

A local product who broke many of the UTEP rushing records. In two years in a Miner uniform, he recorded 2,635 rushing yards and 19 touchdowns, figures which rank him fourth and tied for eighth, respectively, on the UTEP records. Holds the UTEP record for rushing attempts in a game with 38.



PAUL SMITH | 1996-99

Elevated himself into an NFL Draft choice (San Francisco 49ers) with a banner senior season. Rushed for 1,258 yards and 12 touchdowns in 1999. El Pasion had 10 career 100-yard rushing games, including seven as a senior. A strong, punishing blocker who ended his career with 2,539 yards rushing, sixth in school history. Rushed for over 180 yards three times. He did it twice in 1999--San Jose State (188), New Mexico State (187) -- and once in 1998 at New Mexico State (184).



MARCUS THOMAS | 2004-07

Former Parade prep All-American rushed for 2,615 yards for the Miners, the fifth-best total in school annals. Totaled 3,660 career all-purpose yards, seventh in the record books. Also compiled eleven 100-yard rushing games, establishing a school standard with five consecutive as a senior. Became one of six players in UTEP history to score 100 points in a season in 2007, when he ranked ninth nationally with 9.8 points per game. Picked by San Diego in the fifth round of the 2008 NFL Draft.



FRED WENDT | 1942,46-48

The only player in UTEP history to rush for more than 300 yards, burning New Mexico State for 326 in 1948. His 1,546 yards during the 1948 season stood as a school record for over 60 years. His 2,166 yards is ninth-best on the career charts. Upon graduation he held the NCAA record for single-season rushing yards, single-season scoring (152 points), single-game rushing (326 vs. New Mexico State) and single-game scoring (42 vs. New Mexico State). He still ranks first in single-season scoring and single game scoring. His single-season rushing yards record would stand until 1969, when O.J. Simpson of USC broke the mark. Earned All-America honors in 1947 and 1948.

OFFENSIVE LINE



KEVIN BELCHER | 1980-82

Went high in the NFL draft to the Giants, although he never played on a team that won more games than it lost during his stay at UTEP. His pro career was cut short due to an offseason auto accident.



BILL BROWN | 1965-67

Was a force for the Miners when the three teams he was with fashioned a 21-9-1 record and won two Sun Bowl games, beating TCU in 1965 and Ole Miss in 1967. Turned aside offers to play professionally to become an attorney.



CAREY CLAYTON | 1997-00

One of three Clayton brothers to suit up for the Miners. Clayton was a four-year starter for the Miners, making 45 consecutive starts. Clayton was a two-time All-WAC selection and was on the 2000 WAC championship team.



TREY DARILEK | 2000-03

Would have started every game for UTEP over four years, had he not missed a portion of the 2002 campaign with a torn MCL. Member of the WAC title squad in 2000, when he was a freshman All-American. Chosen by Philadelphia in the fourth round of the 2004 NFL Draft.



RAYMOND EVANS | 1942,46-47

Came to the Miners as a promising young halfback in 1942, but after World War II, was moved to tackle. He was one of the key reasons for the post-war success of the Miners. Evans was a two-time All-Border Conference pick (1947-48). He leded first team AP Little All-America honors in 1948.



ROBBY FELIX | 2005-08

Started all 46 games he played in for the Miners, anchoring the line for some of the most prolific offensive teams in school history. UTEP averaged 31.5 points and 405.1 yards with Felix at center, setting a school record for total offense in 2007. Signed a free agent contract with the Baltimore Ravens.



ERNEST KEILY | 1946-49

A top-notch pulling guard that was a three-time first team All-Border Conference pick (1947-49), as well as a two-time AP All-American. He led the way for Fred Wendt's NCAA record-setting 1,546 yards rushing in 1948.



SEAN KUGLER | 1985-88

One of the reasons the Miners had such a prolific passing attack during the late 1980s was his pass blocking. Also helped the 1988 team post a 10-3 record and play in the Independence Bowl. Offseason accident prevented an NFL career.



JOE MACESKER | 1983-86

May be one of the biggest men ever to put on a UTEP uniform (6-7, 307). He also played with the San Diego Chargers.



DARRYL MOORE | 1990-91

Many feel he was one of the best offensive linemen to play at UTEP in recent years. Had the size, quickness and strength needed to play the game. Good pass blocker.



THURMAN RANDLE | 1966-67


One of the many reasons the Miners had outstanding teams during the mid-1960s. At 6-6, 266, he was an excellent pass blocker. Played briefly in the NFL with Atlanta.

**ROB SESICH | 1988-91**

Big, intelligent young man who was named to the All-WAC offensive team. Blocked well for both the pass and run. Named to the WAC All-Academic team for four years. Named GTE Academic All-American and was awarded an NCAA Post Graduate Scholarship.

**JAMES SPADY | 1985-88**

Four-year starter and two-time All-WAC center, although he wasn't the biggest man on the field at any time. Carried 230 pounds on a 6-2 frame and helped his 1988 team finish 10-3.

**DON CROFT | 1968-71**

Developed into an outstanding player during his three years (1969-71). Later picked up his paychecks from the Buffalo Bills of the NFL.

**GEORGE DANAY | 1965-67**

Although he played on the defensive line at UTEP (1965-67), he was moved to center by the Kansas City Chiefs, where he played for seven years before retiring due to a neck injury. Helped the Chiefs win the Super Bowl in 1970. Came to UTEP when Detroit dropped its football program. Played in two Sun Bowl games. Daney and Fred Carr are UTEP's only first round draft picks.

**WAYNE HANSEN | 1947-49**

Played at UTEP for three years in the late 1940s before moving on to the NFL, first with the Bears and later with the Cowboys. Hansen was the center and nose tackle for the Miners from 1947-49, earning All-Border Conference honors as a senior. Old-time observers still rate him as one of the best in the school's history.

**CHRIS MINEO | 2002-05**


Was on his way to a blockbuster senior year (2005) with eight tackles for losses and six sacks in the first four games, before injuring his ankle and missing most of the remainder of the season. Still deserves a spot among the all-time greats by ranking second in career sacks (16.5) and ninth in tackles for losses (30.5) at UTEP. Signed a free agent contract with the Washington Redskins in the spring of 2006.

**CARLOS SCOTT | 1978-81**

One of the strongest players ever to come out of UTEP, where he was a two-sport letterman. Helped the Miners win track national championships with his shot put and discus skills. Was drafted by St. Louis of the NFL and Arizona of the USFL. Played for a time with the Cardinals.

**JOE TERRY | 1984-87**

Quick athlete who played for two different coaching staffs. His last year (1987) produced seven wins, most during his career. Good pass rusher. His hard work paid off, as Terry landed first team All-WAC honors as a senior.


**TONY TOLBERT | 1986-88**

Completely lost on the depth chart until Bob Stull arrived and his talents were quickly recognized. By his senior season (1988) he had become a force for the defensive unit. A member of the 1992-93 Super Bowl champion Dallas Cowboys.

**BRIAN YOUNG | 1995-99**

Chosen the 1999 WAC Defensive Player of the Year, then picked by the St. Louis Rams in the 2000 NFL Draft. Led the Rams to Super Bowl XXXIV in 2001. Had 16 tackles for losses as a senior, tied for fourth in school annals. El Paso native ended his Miner career with 14.5 sacks and 32 stops for losses, totals which rate fifth respectively in school history.

LINEBACKERS

**HAL BARNETT | 1975-76**

He recorded 407 career tackles from 1974-76 from his middle linebacker position. Had 185 tackles in 1975, the second-best seasonal output in school annals. He had 107 solo tackles and another 78 assisted, averaging 16.8 tackles per game. He also had 28 tackles for loss during his career, with 13 coming in 1975.

**FRED CARR | 1965-67**

Would be hard to start this part of the program without this guy, probably the best overall linebacker in the school's history. He was equally tough in the NFL while a member of the Packers. Named All-Pro three times, and the Pro Bowl MVP in 1975. Carr led the Miners to a pair of Sun Bowl wins in 1965 and 1967. In 1968, he became the highest overall draft pick in school history, when the Green Bay Packers selected him fifth overall in the first round. Carr was inducted into the Green Bay Packer Hall of Fame in 1983.

**MICHEAL COMER | 1993-96**

Made his collegiate debut as a freshman in 1993 with 15 tackles, 11 of those solos, at North Carolina. By the time he completed his career in 1996, Comer ranked sixth all-time at UTEP with 437 tackles. In 1995, he amassed 152 tackles. Comer was a first team All-WAC selection in 1995 and 1996, and second team in 1994. Signed a free agent contract in 1997 with Arizona. Nearly lost his life in a car accident in 1999 before miraculously returning to UTEP and earning his degree in 2008.

**THOMAS HOWARD | 2002-05**

Quite the success story, he started his Miner career as a 190-pound walk-on defensive back. He metamorphosed into a 240-pound linebacker and was taken by Oakland in the second round of the 2006 NFL Draft -- UTEP's highest selection in 37 years. Chosen the preseason defensive player of the year in the Lone Star State by Dave Campbell's Texas Football magazine heading into his senior year -- the first Miner player to be recognized in the 46-year history of the prestigious publication.

**GENE JACKSON | 1965-66**

He is being listed as a linebacker but in those days (1965-66) he probably would have been called a defensive end. Today he'd be listed as an outside linebacker at UTEP. At any rate, he carried his talents to the NFL where he played for a period with the Browns.

**SETH JOYNER | 1982-85**

Another player who should be at the top of the list. Came to UTEP as an undersized walk-on. Hours in the weight room helped him and the team. Had 325 takedowns in his career. Considered to be one of the NFL's top linebackers in the 1990s.

**GENE MACK | 1968-70**

After he left the UTEP program following the 1970 season, he played several years in the Canadian League.

**DOUG MORGAN | 1986-89**

Another walk-on who made good. Came to UTEP as a defensive back but was moved to linebacker by the Bob Stull staff. Left UTEP as the all-time tackle leader with 523 stops during his career (1986-89), and now ranks second.

**ROBERT RODRIGUEZ | 2001-04**

One of the more popular players in school history, El Paso native put up monster numbers on the field. Ended his career with a whopping 443 tackles -- fifth in school history -- and led the WAC in tackles three of his four seasons. Chosen the WAC Defensive Player of the Year as a senior after logging 121 stops, including 16 for losses. Signed as a free agent with Tennessee in the NFL and is currently the Miners' linebackers coach.

**KEN SALE | 1988-89**

Teamed with Doug Morgan to give the Miners an excellent linebacking corps for two years (1988-89). Good pass defender and intercepted three passes against Dan McGwire and San Diego State in 1989.

**BARRON WORTHAM | 1990-93**

Perhaps one of the best to play at UTEP in many years. Named to various All-America teams as a senior (1993) despite being on a team which won only one game. Established the Miner career record for tackles (566). Was chosen by the Houston Oilers in the 1994 NFL Draft.

DEFENSIVE LINE

MINER GREATS CONT.

DEFENSIVE BACKS



RON BOSTWICK | 1962-65

Played the run very well but he also could sniff out the pass, intercepting seven balls in 1965, the year the Miners beat TCU in the Sun Bowl. Had 13 career interceptions.



GERALD CAMPBELL | 1949-51

Played at a time (1949-51) when the passing game hadn't hit its popularity. Still, he made 10 career interceptions, including five in 1950.



GRADY CAVNESS | 1966-68

Had 11 career interceptions (1966-68) and played the run extremely well. First team All-WAC selection who played for a time with the Denver Broncos.



QUINTIN DEMPS | 2004-07

Closed out his career with 17 interceptions for 404 yards, figures which rank second and first respectively on the school charts. Also tied for first in UTEP annals with three interceptions for touchdowns. Set an NCAA record by returning two kickoff returns for 100 yards as a senior. Made numerous game-changing plays during his Miner career. Forced a fumble in the second overtime to preserve UTEP's 35-28 win over Rice in 2004, and sealed the Miners' 44-41 triumph over Houston in 2005 -- also in 2 OTs -- with an interception of Cougar QB Kevin Kolb. Currently plays for Kansas City in the NFL.



EDDIE FORKERWAY | 1976-79

Was never a member of a winning team (1976-79) yet he still managed to intercept 10 career passes, including seven in 1978. He had 111 return yards during his career.



DANNY TAYLOR | 1982-85

Had five interceptions in 1985 including two against BYU, the night the Miners upset the defending national champions. Had seven career interceptions.



D.J. WALKER | 1999-02

Picked off 16 enemy passes, third in school history, in four seasons with the Miners (1999-02). Credited with 283 tackles during his career. Led the WAC in tackles his senior year with 116. Earned All-Conference recognition for three years and rated sixth in the country in solo stops in 2002.



ADRIAN WARD | 2003-04

Junior college transfer made the most of his two years in a Miner uniform, putting up 98 tackles, eight interceptions and 18 pass break-ups. Garnered first team All-WAC honors as a part of UTEP's eight-win squad in 2004, and was selected by Minnesota in the NFL Draft.



CHARLIE WEST | 1965-67

Could have played on either side of the ball but the coaching staff (1965-67) used his considerable skills in the secondary, although he often was used in obvious passing situations. Still holds school records for career (19), season (11) and game (four) interceptions. Also returned punts. Taken in the baseball and NFL drafts. Played in the NFL for a dozen years.



BRYCE BENEKOS | 2001-04

Closed out his career ranked second in school history in punts (254) and punting yardage (10,468). Had a 41.2-yard career punting average, including 44.1 as a junior and senior. Coming off a first team All-WAC senior year, agreed to a free agent deal with the NFL's Green Bay Packers.



RICKY BISHOP | 1997-00

Born in Germany, Bishop was a soccer player first and took up placekicking in high school. He was a three-time All-WAC performer and a semifinalist for the Lou Groza Award as a sophomore. For his career, Bishop connected on 96 of 103 point-after attempts (.932) and 42 of 58 field goals (.724). He closed out his four-year stay with the school kicking record (222 points), and now ranks second in that category.



ED BUNN | 1991-92

First UTEP player ever named to the Walter Camp All-America team (1992). In 1992, he averaged 47.7 yards on his 41 punts to lead all NCAA punters. Won the AT&T Long Distance award for best punting in the nation in 1992. Also was chosen to the All-WAC team.



IAN CAMPBELL | 2010-12

Established himself as one of the top punters in the country after transferring to UTEP from Mt. San Antonio College for the 2010 season. Boomed 165 punts for 7,328 yards (44.4 avg.). Ranked fourth nationally in punting as a junior, when he was a Ray Guy Award semifinalist.



HUGO CASTELLANOS | 1984-87

Left UTEP as the all-time leader in field goals (38 - now ranks third) and ranks fourth in career field goal percentage, hitting 38 of 51 (.745). He also nailed 11 of 14 (.786) in 1984. Castellanos also converted 75 of 79 career PATs.



CHRIS JACKE | 1984-86,88

Had an All-America season in 1988 when he nailed 25 field goals and 48 PATs. Jacke was near-perfect in 1988, connecting on 48 of 48 point-after attempts and hitting 25 of 27 field goal attempts. He hit four field goals against Colorado State in 1988, the season he scored 123 points. Finished with 156 points in his career. First kicker taken in the 1989 NFL Draft and was a member of the 1997 Super Bowl champion Green Bay Packers.



JOSE MARTINEZ | 2007-08

Possessed one of the strongest legs in college football history, as evidenced by his 64-yard field goal versus UCF in 2008. That was the second-longest kick without a tee in NCAA history. A two-time first team All-Conference USA performer who left school as the Miners' all-time leader for points per game (8.3).



OWEN PRICE | 1938-41

Another player that was considered the triple threat - rushing, passing and punting. But it was his punting exploits that earned him acclaim. He led the nation in punting in 1940 (48.0) and 1941 (45.3). Against New Mexico State in 1940, Price rushed for 180 yards and three touchdowns. Price set the NCAA record for passing completions and attempts, when he completed 29 of 55 passes against Loyola-Marymount in 1941. He was Ken Heineman's backup in 1938. Between the two, the Miners earned All-America honors from the quarterback position for five straight years (1937-41).



REAGAN SCHNEIDER | 2003-06

UTEP's all-time leader for kicking scoring (287 points), field goals (50) and PATs (137). Ranks second in PAT percentage (.972) and overall scoring, and third in field goal percentage (.746) on the school charts. Earned first team All-Conference USA honors in 2006, when he was 16-for-20 on field goals and 34-for-37 on PATs. A standout in the classroom as well, he was appointed to the inaugural National Football Foundation and College Hall of Fame National Honor Society.



JERRY WADDLES | 1966-68

Still ranks as the school's No. 9 PAT scorer, hitting 61 (1966-68). He kicked 30 PATs in 1967 and still holds the record for most PATs in a game (nine).



SCOTT WEDELL | 1981-83

Scored 165 points in his career. Kicked 35 field goals at UTEP, the fifth-top total in school history, for teams that won a total of six games. Longest field goal was a 58-yarder at Wyoming (1981), a school record which stood for 21 years. He also nailed a 57-yard field goal against BYU in 1982.



MARSHALL YOUNG | 1992-95

A two-time All-WAC kicker, connecting on 97 of 100 career PATs and 35 of 51 field goals. His 202 points rank third among kickers.

KICKERS

GAME-BY-GAME LEADERS

Date	Opponent	Rushing	Passing	Receiving	Punting	Field Goals	Tackles
1950							
9/16/50	at Cincinnati	James Williams 7-49-0	Bill McWilliams 2-11-2-0-13	Jack Wilkinson 1-8-0	John Connell 6-242 (40.3)	None	N/A
9/23/50	New Mexico State	Lee Cargile 8-95-1	Ralph Brewster 5-9-0-1-80	James Hammond 1-38-1 Jack Wilkinson 3-38-0	John Connell 6-261 (43.5)	None	N/A
10/7/50	Idaho	Harvey Gabrel 12-114-1	Ralph Brewster 3-5-0-0-71	Lee Cargile 1-36-0	Bill Chesak 2-83 (41.5)	None	N/A
10/14/50	Arizona	Harvey Gabrel 23-125-1	Ralph Brewster 0-2-0-0-0 Bill McWilliams 0-1-0-0-0	None	John Connell 5-208 (41.6)	None	N/A
10/21/50	at New Mexico	Tom Steele 11-110-2	Bill McWilliams 4-13-1-1-128	Lee Cargile 2-51-0	John Connell 7-247 (35.3)	None	N/A
10/28/50	at Texas Tech	Tom Steele 9-127-1	Ralph Brewster 0-2-1-0-0 Bill McWilliams 2-8-2-0-0	Jim Davis 1-1-0 Tom Steele 1(-)-1-0	John Connell 5-173 (34.6)	None	N/A
11/4/50	West Texas State	Tom Steele 4-59-1	Gene Harding 5-16-1-1-71	Bill McWilliams 5-67-1	John Connell 5-227 (45.4)	None	N/A
11/11/50	Hardin-Simmons	James Hammond 15-88-1	Ralph Brewster 3-6-1-1-90	Cordell McGraw 1-39-1	John Connell 4-147 (36.8)	None	N/A
11/25/50	West Virginia	Lee Cargile 21-174-0	Ralph Brewster 4-5-0-0-92	John Connell 4-75-2	John Connell 1-39 (39.0)	None	N/A
12/1/50	at Hawaii	James Hammond 15-120-0	Bill McWilliams 8-15-1-4-175	Lee Cargile 4-87-3	John Connell 4-176 (44.0)	None	N/A
1951							
9/22/51	North Texas	Dick Shinaut 14-80-0	Dick Shinaut 8-26-0-0-102	Clovis Riley 2-43-0	John Connell 4-170 (42.5)	None	N/A
9/29/51	New Mexico State	John Connell 18-105-1	Dick Shinaut 3-7-1-1-53	Jimmy Walker 2-35-0	Dick Shinaut 1-44 (44.0)	None	N/A
10/6/51	at Abilene Christian	Jack Burris 6-26-0 John Connell 11-26-1 Jimmy Williams 6-26-0	Billy Bob Plumbley 4-10-1-1-63	Jimmy Walker 2-39-0	John Connell 6-245 (40.8)	None	N/A
10/13/51	at Arizona	John Connell 17-97-1	Billy Bob Plumbley 11-16-0-1-128	Jimmy Walker 5-45-0	John Connell 8-280 (35.0)	None	N/A
10/20/51	New Mexico	Clovis Riley 17-82-1	Billy Bob Plumbley 8-14-0-2-107	Edward Ammons 1-42-0 Clovis Riley 4-42-2	John Connell 5-221 (44.2)	None	N/A
10/27/51	at Cincinnati	Billy Bob Plumbley 4-37-0	Billy Bob Plumbley 20-36-6-3-194	Jimmy Walker 11-101-3	John Connell 5-184 (36.8)	None	N/A
11/3/51	Texas Tech	Clovis Riley 15-94-0	Billy Bob Plumbley 9-19-2-0-101	Jack Burris 2-41-0	John Connell 6-208 (34.7)	None	N/A
11/9/51	at Hardin-Simmons	Clovis Riley 11-46-0	Billy Bob Plumbley 10-19-5-0-132	Jimmy Walker 7-101-0	John Connell 7-239 (34.1)	None	N/A
11/17/51	Arizona State	Clovis Riley 14-45-1	Billy Bob Plumbley 3-7-1-0-55	Jimmy Walker 4-38-0	Dick Shinaut 2-80 (40.0)	None	N/A
11/24/51	at West Texas State	Jack Burris 16-67-1	Dick Shinaut 4-13-2-0-29	Jimmy Walker 3-20-0	Dick Shinaut 9-314 (34.9)	None	N/A
1952							
9/20/52	North Texas	Jack Burris 7-22-0 Jesse Whittenton 6-22-0	Dick Shinaut 13-26-1-2-204	Gene Odell 6-91-1	Dick Shinaut 6-181 (45.3)	None	N/A
9/27/52	Sul Ross	Jesse Whittenton 10-45-1	Dick Shinaut 12-23-1-2-213	Gene Odell 6-99-0	Dick Shinaut 3-111 (37.0)	None	N/A
10/4/52	Hawaii	Clovis Riley 17-134-1	Dick Shinaut 8-13-0-2-145	Gene Odell 3-85-1	Dick Shinaut 4-188 (47.0)	None	N/A
10/11/52	at Texas Tech	Clovis Riley 17-78-1	Dick Shinaut 10-22-1-2-155	Gene Odell 4-101-1	Dick Shinaut 7-279 (39.9)	None	N/A
10/18/52	at New Mexico State	Clovis Riley 21-115-2	Dick Shinaut 5-16-1-0-53	Jesse Whittenton 2-30-0	Dick Shinaut 5-178 (35.6)	None	N/A
10/25/52	New Mexico	Jack Burris 10-78-0	Dick Shinaut 9-19-0-0-113	Jesse Whittenton 3-63-0	Dick Shinaut 7-279 (39.9)	None	N/A
11/1/52	at Midwestern	Clovis Riley 8-76-2	Dick Shinaut 2-8-0-0-3	Gene Odell 2-3-0	Dick Shinaut 9-408 (45.3)	None	N/A
11/8/52	Hardin-Simmons	Jesse Whittenton 15-100-0	Dick Shinaut 6-12-0-2-116	Gene Odell 3-64-1	Dick Shinaut 8-273 (34.1)	None	N/A
11/15/52	Arizona	Jesse Whittenton 19-79-0	Dick Shinaut 15-34-4-0-144	Jack Burris 4-66-0	Dick Shinaut 8-346 (43.3)	None	N/A
11/22/52	at Arizona State	Clovis Riley 20-67-0	Dick Shinaut 15-25-5-0-167	John Birkhead 6-56-0	Dick Shinaut 4-129 (32.3)	None	N/A
11/27/52	West Texas State	Clovis Riley 15-49-0	Dick Shinaut 7-10-2-3-157	Bill Medart 3-64-1	Dick Shinaut 5-171 (34.2)	Dick Shinaut (13)	N/A
1953							
9/19/53	Sul Ross	Clovis Riley 7-89-0	Dick Shinaut 6-11-2-0-84	Gene Odell 3-67-0	Dick Shinaut 4-175 (43.8)	None	N/A
9/26/53	Texas Tech	Hugh Harman 15-82-1	Billy Bob Plumbley 6-15-0-0-53	Jesse Whittenton 3-36-0	John Howle 6-211 (35.2)	None	N/A
10/3/53	Arizona State	Clovis Riley 11-51-1	Billy Bob Plumbley 6-12-0-1-58	Gene Odell 3-32-1	John Howle 6-199 (33.2)	None	N/A
10/17/53	NMSU	Clovis Riley 10-59-3	Dick Shinaut 9-14-0-2-118	Bobby Dirmeyer 2-36-1	Dick Shinaut 2-72 (36.0)	None	N/A
10/24/53	North Texas	Clovis Riley 14-160-1	Billy Bob Plumbley 4-9-0-1-47	John Howle 3-36-1	John Howle 4-153 (38.3)	None	N/A
10/31/53	Midwestern	Reeves Tevis 4-45-1	Dick Shinaut 13-21-0-0-143	Gene Odell 4-48-0	Dick Shinaut 1-39 (39.0)	None	N/A
11/7/53	at Hardin-Simmons	Clovis Riley 14-60-0	Dick Shinaut 4-8-1-1-52	Bill Medart 1-27-1	Dick Shinaut 3-92 (30.7)	None	N/A
11/14/53	at Arizona	Clovis Riley 12-72-0	Dick Shinaut 8-12-0-0-88	Clovis Riley 3-29-0	John Howle 2-82 (41.0)	None	N/A
11/28/53	at West Texas State	Jesse Whittenton 4-70-1	Dick Shinaut 10-19-2-2-216	Gene Odell 7-162-1	Dick Shinaut 3-131 (43.7)	None	N/A
1/1/54	Southern Miss	Clovis Riley 12-112-1	Dick Shinaut 11-17-0-2-158	John Howle 4-76-1	Dick Shinaut 5-140 (28.0)	Dick Shinaut (25)	N/A
1954							
9/18/54	Sul Ross	Reeves Tevis 16-81-2	Jesse Whittenton 8-16-1-2-112	John Howle 4-46-0	John Howle 2-94 (47.0)	None	N/A
9/25/54	McMurry	Jesse Whittenton 14-60-1	Jesse Whittenton 5-7-0-1-72	Bobby Coleman 1-31-1 John Howle 3-31-0	John Howle 3-103 (34.3)	None	N/A
10/2/54	at Arizona State	Hugh Harman 14-40-1	Jesse Whittenton 12-17-1-1-144	John Howle 6-71-0	John Howle 2-82 (41.0)	None	N/A
10/9/54	at Texas Tech	Bob Forrest 10-72-1	Jesse Whittenton 6-16-0-0-69	Hugh Harman 1-22-0	John Howle 6-173 (28.8)	None	N/A
10/16/54	Trinity (Texas)	Jesse Whittenton 13-72-0	Jesse Whittenton 5-15-4-0-44	John Howle 2-25-0	John Howle 2-83 (41.5)	None	N/A
10/23/54	at North Texas	Jesse Whittenton 14-48-0	Jesse Whittenton 0-2-0-0-0	None	John Howle 5-226 (45.2)	None	N/A
10/30/54	at New Mexico State	Reeves Tevis 16-68-0	Berman Corbell 8-12-1-0-122	John Howle 7-115-1	John Howle 1-57 (57.0)	None	N/A
11/6/54	Hardin-Simmons	Glen Brown 6-68-0	Jesse Whittenton 1-11-1-0-26	John Howle 1-26-0	John Howle 6-204 (34.0)	None	N/A
11/13/54	Arizona	Jesse Whittenton 11-153-2	Jesse Whittenton 4-11-0-1-56	Dick Forrest 3-51-1	John Howle 2-70 (35.0)	None	N/A
11/25/54	West Texas State	Reeves Tevis 10-92-1	Jesse Whittenton 4-16-1-0-54	John Howle 2-28-0	John Howle 3-88 (29.3)	None	N/A
1/1/55	Florida State	Bob Forest 5-72-0	Jesse Whittenton 7-13-0-3-138	Rusty Rutledge 3-88-2	John Howle 4-176 (44.0)	None	N/A

GAME-BY-GAME LEADERS CONT.

Date	Opponent	Rushing	Passing	Receiving	Punting	Field Goals	Tackles
1955							
9/24/55	North Texas	Reeves Tevis 10-120-0	Jesse Whittenton 1-5-1-0-7	Dick Forrest 1-7-0	John Howle 3-96 (32.0)	None	N/A
10/1/55	at New Mexico	Bob Forrest 8-125-1	Jesse Whittenton 3-9-0-1-27	Dick Forrest 2-17-0	John Howle 1-49 (49.0)	None	N/A
10/8/55	Texas Tech	Rusty Rutledge 6-93-1	Jesse Whittenton 3-12-1-2-67	Don Maynard 2-96-1	Berman Corbell 1-41 (41.0)	None	N/A
10/15/55	at Arizona	Rusty Rutledge 12-65-1	Jesse Whittenton 6-13-0-0-68	John Howle 3-42-0	Berman Corbell 2-71 (35.5)	None	N/A
10/22/55	at Wichita	Reeves Tevis 9-28-0	Jesse Whittenton 8-15-1-1-98	Dick Forrest 2-57-0	John Howle 6-190 (31.7)	None	N/A
10/29/55	New Mexico State	Bob Forrest 7-45-1 Don Maynard 3-45-2	Jesse Whittenton 3-6-0-1-79	Reeves Tevis 1-59-1	John Howle 2-88 (44.0)	None	N/A
11/4/55	at Hardin-Simmons	Bob Forrest 7-23-1	Jesse Whittenton 11-21-3-0-159	Dick Forrest 6-93-0	John Howle 4-135 (33.8)	None	N/A
11/12/55	Arizona State	Don Maynard 6-35-1 Rusty Rutledge 8-35-0	Jesse Whittenton 4-8-0-1-109	Dick Forrest 1-90-1	John Howle 5-229 (45.8)	None	N/A
11/19/55	West Texas State	Jesse Whittenton 10-57-0	Jesse Whittenton 4-11-1-0-53	John Howle 2-30-0	John Howle 6-220 (36.7)	None	N/A
11/26/55	at Trinity (Texas)	Jimmy Bevers 14-48-1	Jesse Whittenton 7-13-1-1-113	Don Maynard 2-56-0	John Howle 3-61 (20.3)	None	N/A
1956							
9/22/56	at Texas Tech	Don Maynard 10-40-0	Bob Laraba 4-9-0-0-88	Rusty Rutledge 2-53-0	Bob Laraba 1-63 (63.0)	Berman Corbell (10)	N/A
9/29/56	Abilene Christian	Bob Forrest 15-63-0	Bob Laraba 2-10-0-1-70	Hugh Harman 1-56-1	Bob Laraba 2-71 (35.5)	None	N/A
10/6/56	New Mexico	Jimmy Bevers 8-121-3	Bob Laraba 5-11-2-0-61	Jack Gothard 3-41-0	Willie Vasquez 2-76 (38.0)	None	N/A
10/13/56	Arizona	Jimmy Bevers 9-57-1	Bob Laraba 4-6-1-1-106	Don Maynard 2-96-1	Charles Ward 1-47 (47.0)	None	N/A
10/20/56	at North Texas	Jimmy Bevers 8-56-0	Bob Laraba 4-11-2-0-132	Jimmy Bevers 2-58-0	Bob Laraba 4-134 (33.5)	None	N/A
10/26/56	New Mexico State	Bob Forrest 6-85-2	Bob Forrest 3-3-0-0-95	Don Maynard 3-63-1	Bob Laraba 1-54 (54.0)	Berman Corbell (32)	N/A
11/3/56	Hardin-Simmons	Jimmy Bevers 16-86-1	Bob Laraba 4-7-0-1-86	Dick Forrest 4-81-1	Charles Ward 1-69 (69.0)	Thurman Hobbs (20)	N/A
11/10/56	at Arizona State	Jimmy Bevers 16-106-1	Bob Laraba 0-3-0-0-0	None	Bob Laraba 5-191 (38.2)	None	N/A
11/17/56	at West Texas State	Charles Ward 10-86-0	Bob Forrest 3-6-1-2-94	Don Maynard 1-44-1	Bob Laraba 4-168 (42.0)	Thurman Hobbs (44)	N/A
11/24/56	Trinity (Texas)	Bob Forrest 10-118-3	Caesar Fulton 2-3-0-1-53	Stanley Pursley 1-27-1	Charles Ward 3-115 (38.3)	None	N/A
1/1/57	George Washington	Bob Forrest 14-49-0	Bob Forrest 2-7-1-0-22	Jimmy Bevers 1-16-0	Bob Laraba 8-272 (34.0)	None	N/A
1957							
9/21/57	North Texas	Jimmy Bevers 11-72-0	Bob Laraba 3-4-0-1-65	Don Maynard 2-58-1	Bob Laraba 1-41 (41.0)	None	N/A
9/28/57	West Texas	Charles Ward 9-86-1	Bob Laraba 2-6-0-0-25	Jimmy Bevers 1-18-0	Willie Vasquez 4-154 (38.5)	None	N/A
10/5/57	at New Mexico	Jimmy Bevers 18-54-0	Bob Laraba 7-12-0-1-47	Jack Gothard 4-37-0	Bob Laraba 4-128 (32.0)	None	N/A
10/12/57	Texas Tech	Bob Forrest 9-82-2	Bob Laraba 1-3-1-0-15	Don Maynard 1-15-0	Charles Ward 4-148 (37.0)	None	N/A
10/26/57	New Mexico State	Bob Forrest 11-92-1	Bob Laraba 3-5-0-2-86	Don Maynard 2-66-2	Charles Ward 1-32 (32.0)	None	N/A
11/2/57	at Hardin-Simmons	Bob Forrest 8-68-1	Bob Forrest 5-8-0-1-81	Don Maynard 2-63-1	Willie Vasquez 1-23 (23.0)	None	N/A
11/9/57	Arizona State	Don Maynard 7-49-0	Bob Forrest 4-7-0-0-47	Bobby Coleman 2-23-0	Bob Laraba 4-158 (39.5)	None	N/A
11/16/57	at Arizona	Charles Bradshaw 15-121-1	Bob Laraba 8-13-1-5-211	Don Maynard 2-101-2	Bob Laraba 2-66 (33.0)	None	N/A
11/23/57	at Trinity (Texas)	Bob Forrest 12-45-0	Bob Laraba 2-4-1-0-33	Charles Ward 2-33-0	Charles Ward 3-112 (37.3)	None	N/A
1958							
9/20/58	at North Texas	Charles Bradshaw 14-43-0	Bob Laraba 4-8-1-0-27	Charles Bradshaw 2-19-0	Bob Laraba 4-141 (35.2)	None	N/A
9/27/58	New Mexico	Charles Bradshaw 20-67-0	Bob Laraba 5-10-1-0-130	Lee Allen Jones 3-76-0	Bob Laraba 3-115 (38.2)	None	N/A
10/4/58	Abilene Christian	Charles Bradshaw 16-65-0	John Furman 3-8-2-1-53	Lee Allen Jones 3-53-1	John Furman 4-183 (45.8)	None	N/A
10/11/58	at West Texas State	Charles Bradshaw 9-67-0	Bob Laraba 4-6-0-1-98	Jimmy Bevers 2-70-0	Bob Laraba 7-288 (41.1)	None	N/A
10/25/58	at New Mexico State	Jimmy Bevers 13-95-0	John Furman 1-2-1-0-13	Paul Paxson 1-13-0	Bob Laraba 4-196 (49.0)	None	N/A
10/31/58	at West Texas State	Charles Bradshaw 8-69-0	Bob Laraba 4-6-0-1-105	Jimmy Bevers 1-50-0	John Furman 4-147 (36.8)	None	N/A
11/7/58	Hardin-Simmons	Bob Maynard 17-59-0	Bob Laraba 3-12-0-0-68	Lee Allen Jones 3-58-0	Bob Laraba 4-163 (40.8)	None	N/A
11/15/58	Arizona	Larry Meeks 7-73-0	John Furman 5-18-1-0-75	Larry Meeks 1-32-0	Bob Laraba 1-43 (43.0)	None	N/A
11/22/58	Trinity (Texas)	John Furman 12-56-0	John Furman 15-28-2-0-124	Larry Meeks 2-33-0	John Furman 4-136 (34.0)	None	N/A
1959							
9/19/59	Mexico	Charles Bradshaw 17-106-1	John Furman 5-7-1-1-96	Paul Paxson 3-67-1	Tilmon Kirby 1-53 (53.0)	None	N/A
9/26/59	North Texas	Kent Babb 12-55-0	John Furman 3-4-0-0-39	Glenn Reed 1-24-0	Willie Vasquez 6-278 (46.3)	None	N/A
10/3/59	at New Mexico	Jackie Meeks 3-39-1	John Furman 11-23-1-0-99	Gene Williams 1-26-0	Willie Vasquez 5-269 (53.8)	None	N/A
10/10/59	West Texas State	Charles Bradshaw 12-74-0	John Furman 3-15-2-1-62	Kent Babb 1-41-1	Willie Vasquez 4-161 (40.3)	None	N/A
10/17/59	Trinity (Texas)	Kent Babb 13-63-0	John Furman 14-30-2-3-178	Jackie Meeks 3-60-1	Willie Vasquez 2-88 (44.0)	None	N/A
10/24/59	New Mexico State	Charles Bradshaw 13-77-1	John Furman 7-16-0-0-86	Manlio DeSantis 2-48-1	John Furman 4-134 (33.5)	None	N/A
10/31/59	at Hardin-Simmons	Charles Bradshaw 10-28-0	John Furman 11-20-0-1-107	Manlio DeSantis 4-61-2	John Furman 3-132 (44.0)	None	N/A
11/7/59	Arizona State	Charles Bradshaw 13-48-0	John Furman 8-15-2-1-100	Paul Paxson 2-36-1	John Furman 1-46 (46.0)	None	N/A
11/14/59	Abilene Christian	Charles Bradshaw 14-65-0	John Furman 10-25-2-2-166	Paul Paxson 1-61-1	John Furman 4-148 (37.0)	None	N/A
11/21/59	at Arizona	Jackie Meeks 13-52-0	John Furman 17-29-0-0-199	Jackie Meeks 8-109-0	Willie Vasquez 3-124 (41.3)	Kent Babb (26)	N/A
1960							
9/17/60	Utah State	Charles Bradshaw 11-40-0	John Furman 19-39-0-0-206	Paul Paxson 6-62-0	Willie Vasquez 4-203 (50.8)	None	N/A
9/24/60	at North Texas	Charles Bradshaw 15-65-1	John Furman 3-7-1-0-29	Jackie Meeks 2-24-0	John Furman 2-89 (44.5)	None	N/A
10/1/60	New Mexico	Charles Bradshaw 16-84-3	John Furman 18-34-1-0-193	Del Williams 7-66-0	Willie Vasquez 2-63 (31.5)	None	N/A
10/8/60	at West Texas State	Charles Bradshaw 20-75-0	John Furman 14-33-3-1-163	Del Williams 5-69-0	Willie Vasquez 6-251 (41.8)	None	N/A
10/15/60	Trinity (Texas)	Kent Babb 17-139-3	John Furman 3-8-1-0-20	Del Williams 2-15-0	Willie Vasquez 2-55 (27.5)	None	N/A
10/29/60	Hardin-Simmons	Kent Babb 11-94-1	Tilmon Kirby 2-4-0-1-35	Gene Williams 1-40-1	Willie Vasquez 1-20 (20.0)	Don Boyce (34)	N/A
11/5/60	at Arizona State	Charles Bradshaw 12-51-0	John Furman 10-23-0-0-84	Jake Young 3-38-0	Willie Vasquez 4-187 (46.8)	None	N/A
11/12/60	Arizona	John Furman 6-47-0 Tilmon Kirby 14-47-0	John Furman 8-10-0-0-155	Del Williams 4-84-0	Willie Vasquez 4-171 (42.8)	None	N/A
11/19/60	Bowling Green	Charles Bradshaw 9-39-0	Pat O'Donnell 2-6-1-0-23	Del Williams 2-21-0	Willie Vasquez 7-309 (44.1)	None	N/A
11/26/60	at New Mexico State	Don Boyce 7-71-0	John Furman 17-32-0-2-223	Del Williams 7-89-1	Willie Vasquez 4-175 (43.8)	None	N/A

Date	Opponent	Rushing	Passing	Receiving	Punting	Field Goals	Tackles
1961							
9/16/61	at Utah State	Don Boyce 16-53-0	John Furman 3-14-1-1-58	Paul Paxson 1-46-1	John Furman 9-348 (38.7)	None	N/A
9/30/61	West Texas State	John Furman 10-43-1	John Furman 17-29-0-1-198	Paul Paxson 1-47-1	John Furman 5-211 (42.2)	None	N/A
10/7/61	at New Mexico	Don Boyce 14-51-1	John Furman 10-24-1-0-104	Ralph Kennedy 1-34-0	John Furman 4-163 (40.8)	None	N/A
10/14/61	McMurry	John Furman 13-120-0	John Furman 7-14-1-2-103	Ralph Kennedy 3-55-0	John Furman 2-49 (24.5)	None	N/A
10/21/61	at Trinity (Texas)	Don Boyce 31-123-1	John Furman 4-12-1-2-20	Del Williams 2-7-2	John Furman 7-220 (31.4)	None	N/A
				Andy Springer 1-7-0			
10/28/61	New Mexico State	Don Boyce 12-78-0	John Furman 15-35-3-0-113	Louis James 2-31-0	John Furman 5-215 (43.0)	None	N/A
11/4/61	at Hardin-Simmons	Dan Turner 13-51-2	John Furman 8-11-0-2-138	Ralph Kennedy 4-78-1	John Furman 3-129 (43.0)	None	N/A
11/11/61	Arizona State	Don Boyce 21-103-2	John Furman 9-18-1-0-178	Ralph Kennedy 2-101-0	John Furman 4-127 (31.8)	None	N/A
11/18/61	at Arizona	Don Boyce 19-57-0	John Furman 12-23-2-2-114	Larry Meeks 5-39-1	John Furman 6-215 (35.8)	None	N/A
11/25/61	North Texas	Don Boyce 12-23-1	Pat O'Donnell 7-13-0-1-154	Del Williams 2-52-1	John Furman 5-193 (38.6)	None	N/A
1962							
9/22/62	at North Texas	Larry Durham 11-54-0	Pat O'Donnell 6-17-3-0-49	Jimmy Evans 3-37-0	Bob Mortimer 4-149 (37.3)	None	Leroy Johnston 11
9/29/62	at West Texas State	L.T. Tillman 6-34-0	Pat O'Donnell 2-3-0-0-37	Ron Bostwick 2-37-0	Bob Mortimer 6-204 (34.0)	None	Louis James 8
10/6/62	New Mexico	Larry Durham 7-43-0	Pat O'Donnell 2-8-1-0-18	Jimmy Evans 2-18-0	Bob Mortimer 4-133 (33.3)	Curtis Robertson (24)	Leroy Johnston 19
10/13/62	Wyoming	Bob Mortimer 8-43-1	Pat O'Donnell 2-7-0-0-17	Tim Morton 2-17-0	Bob Mortimer 3-106 (35.3)	None	Leroy Johnston 10
10/27/62	at Arizona State	Louis James 9-58-1	Pat O'Donnell 3-9-1-0-39	Jimmy Evans 2-31-0	Bob Mortimer 8-301 (37.6)	None	Ray Jackson 10
11/3/62	Hardin-Simmons	Don Boyce 17-66-0	Jerry Tucker 7-18-0-2-94	Ulysses Kendall 2-22-1	Bob Mortimer 4-188 (47.0)	None	Luis Hernandez 8
11/10/62	at New Mexico State	Don Boyce 7-37-0	Jerry Tucker 7-18-0-2-94	Harrison Gamble 4-63-1	Bob Mortimer 5-252 (46.2)	None	Louis James 8
11/17/62	Arizona	Louis James 5-34-0	Jerry Tucker 13-24-0-0-148	Jimmy Evans 5-87-0	Bob Mortimer 4-194 (48.5)	None	Ray Jackson 12
11/22/62	Trinity (Texas)	Ray Jackson 13-103-0	Jerry Tucker 11-22-2-3-156	Ulysses Kendall 6-72-3	Bob Mortimer 3-120 (40.0)	None	Leroy Johnston 11
1963							
9/21/63	North Texas	Larry Durham 11-92-1	Jerry Tucker 11-15-0-2-196	Jim Evans 8-131-1	Curt Parsons 2-79 (39.5)	None	Ray Jackson 8
9/28/63	at New Mexico	Larry Harrell 1-68-1	Jerry Tucker 3-10-1-0-25	Ulysses Kendall 2-31-0	Curt Parsons 9-276 (34.5)	None	Two with 7
10/5/63	New Mexico State	Charlie Arciniega 12-42-0	Jerry Tucker 10-25-1-0-109	Jim Evans 6-81-0	Curt Parsons 5-177 (35.4)	None	Ray Jackson 8
10/12/63	at Arizona	Charlie Arciniega 13-47-0	Jerry Tucker 5-13-2-0-81	Jim Evans 3-47-0	Curt Parsons 6-247 (41.2)	None	Ron Geski 9
10/19/63	Arizona State	Julius Glosson 7-51-0	Jerry Tucker 6-27-1-0-76	Jim Evans 3-44-0	Curt Parsons 8-297 (37.1)	None	Louis James 7
10/26/63	at Colorado State	Charles Arciniega 8-65-0	Jerry Tucker 10-24-3-0-116	Jim Evans 4-54-0	Curt Parsons 1-49 (49.0)	None	Leroy Johnston 10
11/9/63	at Xavier	Don Mason 11-46-0	Jerry Tucker 5-21-2-0-51	Louis James 1-30-0	Curt Parsons 7-271 (38.7)	None	Ray Jackson 8
11/16/63	Texas Tech	Stan Reeder 14-67-0	Jerry Tucker 7-14-2-0-36	Jim Evans 3-27-0	Bob Mortimer 3-119 (39.7)	Curtis Robertson (21)	Louis James 9
11/30/63	West Texas State	Charlie Arciniega 7-41-0	Jerry Tucker 6-15-1-0-84	Harrison Gamble 2-82-1	Curt Parsons 6-208 (34.7)	None	Leroy Johnston 12
12/7/63	Wyoming	Don Mason 10-46-0	Jerry Tucker 8-18-2-1-98	Harrison Gamble 7-83-0	Curt Parsons 5-239 (47.8)	None	Leroy Johnston 10
1964							
9/19/64	at North Texas	Ray Jackson 3-30-0	Mario Lopez 1-2-0-0-47	Chuck Hughes 1-47-0	Curt Parsons 6-190 (31.7)	None	Charlie Arciniega 10
10/3/64	at West Texas State	Walter Johnson 9-90-0	Joe Harrison 4-19-2-0-90	Chuck Hughes 4-90-0	Curt Parsons 8-271 (33.9)	None	Harrison Gamble 9
10/10/64	at Arizona State	Dick Weeks 17-64-1	Ray Seymore 5-11-0-0-100	Curt Parsons 1-59-0	Curt Parsons 6-276 (46.0)	None	Mart Adams 10
10/17/64	at Wyoming	Dick Weeks 15-69-1	Joe Harrison 2-4-0-0-39	Chuck Hughes 2-46-0	Larry Rumsey 4-168 (42.0)	None	Charlie Arciniega 10
10/24/64	BYU	Dick Weeks 13-57-0	Harrison Gamble 1-1-0-1-53	Chuck Hughes 2-63-1	Larry Rumsey 6-208 (34.7)	None	Charlie Arciniega 9
10/31/64	Utah	Dick Weeks 12-64-0	Mario Lopez 0-8-2-0-0	None	Larry Rumsey 5-170 (34.0)	None	Two with 9
11/7/64	New Mexico	Dick Weeks 13-47-1	Mario Lopez 5-9-0-0-73	Chuck Hughes 4-65-0	Larry Rumsey 6-231 (38.5)	None	Mart Adams 10
11/14/64	Arizona	Dick Weeks 17-110-0	Mario Lopez 2-4-1-0-42	Chuck Hughes 3-70-0	Curt Parsons 4-151 (37.8)	None	Charlie Arciniega 15
11/21/64	at New Mexico State	Dick Weeks 15-47-0	Joe Harrison 6-13-2-1-98	Chuck Hughes 4-68-0	Larry Rumsey 4-106 (26.5)	None	Dick Weeks 7
11/26/64	Colorado State	Dick Weeks 18-45-0	Mario Lopez 11-18-0-0-99	Chuck Hughes 10-113-0	Curt Parsons 3-101 (33.7)	None	Two with 8
1965							
9/18/65	North Texas	Dick Weeks 12-58-0	Billy Stevens 21-35-2-2-500	Chuck Hughes 10-349-3	Don Davis 3-134 (44.7)	Joe Cook (21,35)	Buster Barnes 12
9/25/65	at New Mexico	Mark Yarbrough 9-51-0	Billy Stevens 16-33-3-5-297	Chuck Hughes 7-164-3	Don Davis 4-192 (48.0)	None	Buster Barnes 17
10/2/65	New Mexico State	Dick Weeks 11-39-0	Billy Stevens 18-43-3-2-309	Chuck Hughes 5-153-0	Don Davis 5-170 (34.0)	None	Buster Barnes 15
10/9/65	Colorado State	Dick Weeks 17-112-2	Billy Stevens 23-47-3-1-319	Chuck Hughes 12-170-1	Don Davis 3-135 (45.0)	None	Ron Bostwick 11
10/16/65	at Wyoming	Dick Weeks 8-27-0	Billy Stevens 14-47-3-2-247	Chuck Hughes 5-135-1	Don Davis 9-279 (31.0)	None	Charlie West 17
10/30/65	Arizona State	Dick Weeks 13-58-2	Billy Stevens 25-53-3-1-326	Chuck Hughes 17-254-0	Don Davis 8-328 (41.0)	None	Charles Arciniega 10
11/6/65	at Arizona	Dick Weeks 9-46-0	Billy Stevens 19-46-3-0-209	Chuck Hughes 7-104-0	Don Davis 7-282 (40.3)	Joe Cook (33)	Fred Carr 13
11/13/65	at Utah	Dick Weeks 18-58-1	Billy Stevens 8-27-4-1-195	Bob Wallace 4-164-1	Don Davis 8-368 (46.0)	None	Fred Carr 15
11/20/65	Xavier	Don Davis 23-119-1	Billy Stevens 21-45-2-3-273	Chuck Hughes 9-111-3	Don Davis 6-246 (41.0)	Joe Cook (34)	Buster Barnes 11
11/27/65	West Texas State	Mark Yarbrough 7-75-2	Billy Stevens 29-56-2-2-355	Chuck Anderson 9-126-0	Don Davis 4-185 (46.2)	Joe Cook (33)	Harrison Gamble 7
12/31/65	TCU	Don Davis 14-41-0	Billy Stevens 21-34-3-1-208	Chuck Hughes 6-115-1	Don Davis 5-195 (39.0)	Joe Cook (21,18)	Larry Rumsey 11
1966							
9/17/66	at Arizona State	Reginald Matthews 4-35-0	Billy Stevens 15-44-2-3-256	Chuck Hughes 5-121-1	Don Davis 5-188 (37.6)	None	Two with 11
9/24/66	at North Texas	Don Davis 9-29-1	Billy Stevens 25-49-1-0-300	Chuck Hughes 5-88-0	Don Davis 8-308 (38.5)	Jerry Waddles (22)	Dick Daugherty 9
10/1/66	New Mexico	Larry McHenry 13-74-0	Billy Stevens 10-26-0-0-115	Dave Karns 4-95-3	Don Davis 3-138 (46.0)	Jerry Waddles (31,38)	Fred Carr 12
10/8/66	at West Texas State	Larry McHenry 21-79-0	Billy Stevens 16-34-2-1-192	Bob Wallace 4-62-0	Don Davis 7-250 (35.7)	Jerry Waddles (21)	Fred Carr 10
10/15/66	Arlington State	Leroy Johnson 18-77-0	Billy Stevens 15-20-0-5-351	Dave Karns 7-118-3	Don Davis 3-250 (31.3)	Jerry Waddles (39)	Two with 11
10/22/66	San Jose State	Leroy Johnson 14-59-0	Billy Stevens 14-32-4-1-167	Bob Wallace 7-77-0	Don Davis 6-242 (40.3)	None	Gene Jackson 11
11/5/66	at BYU	Leroy Johnson 15-158-1	Billy Stevens 21-44-4-3-284	Chuck Hughes 8-98-0	Don Davis 4-174 (43.5)	None	Fred Carr 11
11/12/66	Wyoming	Larry McHenry 9-25-0	Billy Stevens 6-21-1-1-94	Dave Karns 4-80-1	Don Davis 12-505 (42.1)	None	Gene Epps 10
11/19/66	New Mexico State	Larry McHenry 13-93-0	Billy Stevens 11-18-1-3-219	Bob Wallace 3-103-2	Don Davis 4-144 (36.0)	None	Gene Epps 11
11/26/66	Utah	Larry McHenry 13-69-0	Billy Stevens 7-15-1-1-102	Chuck Hughes 9-100-2	Don Davis 7-275 (39.3)	Jerry Waddles (33)	Fred Carr 13
1967							
9/16/67	UC-Santa Barbara	Leroy Johnson 14-111-2	Brooks Dawson 17-26-2-4-175	Volley Murphy 5-117-1	Tom Galloway 7-296 (42.3)	None	Fred Carr 13
10/7/67	at Arizona State	Paul White 8-25-0	Billy Stevens 16-39-3-1-239	Volley Murphy 5-124-1	Tom Galloway 9-402 (44.7)	Jerry Waddles (46)	Fred Carr 11
10/14/67	at Arizona	Billy Stevens 11-25-3-0-182	Billy Stevens 11-25-3-0-182	Dave Karns 5-73-0	Tom Galloway 11-501 (45.5)	None	Fred Carr 10
10/21/67	BYU	Paul White 7-91-1	Billy Stevens 13-25-4-6-293	Volley Murphy 5-115-4	Tom Galloway 8-367 (45.9)	None	Fred Carr 12
10/27/67	at New Mexico	Billy Stevens 1-17-0	Brooks Dawson 9-20-0-6-376	Volley Murphy 4-234-3	Tom Galloway 5-220 (44.0)	None	Gene Epps 12
11/4/67	New Mexico State	Larry McHenry 13-51-0	Brooks Dawson 24-50-2-4-426	Bob Wallace 10-233-2	Tom Galloway 6-251 (41.8)	Jerry Waddles (22,37)	Fred Carr 12
11/11/67	Colorado State	Larry McHenry 7-54-0	Billy Stevens 16-40-1-2-261	Paul White 5-111-1	Tom Galloway 9-333 (37.0)	Jerry Waddles (22)	Fred Carr 20
11/18/67	Wyoming	Larry McHenry 14-44-0	Brooks Dawson 12-30-1-3-170	Volley Murphy 7-87-2	Tom Galloway 8-332 (41.5)	None	Two with 16
11/25/67	at Utah	Larry McHenry 12-53-0	Billy Stevens 23-42-4-2-249	Ron Jones 7-94-1	Tom Galloway 6-276 (46.0)	Jerry Waddles (37,38)	Charlie West 10
12/30/67	Mississippi	Larry McHenry 13-73-1	Billy Stevens 13-26-1-1-155	Bob Wallace 6-83-0	Tom Galloway 12-511 (42.6)	None	Gene Epps 12

GAME-BY-GAME LEADERS CONT.

Date	Opponent	Rushing	Passing	Receiving	Punting	Field Goals	Tackles
1968							
9/14/68	UC-Santa Barbara	Gene Childs 23-75-0	Brooks Dawson 29-65-0-2-342	David Millican 8-143-1	Tom Galloway 9-386 (42.9)	None	Gene Epps 18
9/21/68	New Mexico	Leroy Johnson 14-78-0	Brooks Dawson 11-22-1-2-196	Major Stevenson 3-84-1	Tom Galloway 4-146 (36.5)	Jerry Waddles (27)	Grady Cavness 15
9/28/68	at Arizona State	Gene Childs 11-52-0	Brooks Dawson 18-41-2-3-307	Volley Murphy 5-162-1	Tom Galloway 9-355 (39.4)	None	Gene Epps 14
10/5/68	at Arizona	Gene Childs 15-53-0	Brooks Dawson 8-26-6-0-90	Dave Karns 5-56-0	Tom Galloway 11-411 (37.4)	None	Grady Cavness 12
10/12/68	Long Beach State	Gene Childs 16-57-0	Bob Stewart 13-29-1-0-238	Billy Taylor 3-77-0	Tom Galloway 7-215 (30.7)	None	Grady Cavness 10
10/19/68	New Mexico State	Paul White 11-56-0	Bob Stewart 15-31-3-3-271	Volley Murphy 3-102-2	Tom Galloway 5-229 (45.8)	Jeff White (45,21,44)	Denver Samples 12
10/26/68	at BYU	Gene Childs 4-22-0	Brooks Dawson 17-24-0-3-304	Reggie Matthews 3-109-1	Tom Galloway 8-339 (42.4)	Jeff White (52)	Gene Epps 19
11/9/68	North Texas	Gene Childs 19-100-0	Brooks Dawson 28-52-0-4-401	Ron Jones 7-132-0	Tom Galloway 6-260 (43.3)	Jerry Waddles (24)	Denver Samples 11
11/16/68	Wyoming	Paul White 4-7-0	Bob Stewart 16-40-3-3-192	David Millican 4-97-1	Tom Galloway 7-261 (37.3)	None	Two with 18
11/23/68	Colorado State	Gene Childs 13-115-2	Bob Stewart 11-22-0-2-121	Ron Jones 3-55-0	Tom Galloway 9-384 (42.7)	None	Grady Cavness 14
1969							
9/13/69	Pacific	Gene Childs 21-90-0	Bill Craigio 10-25-3-1-188	Ed Puishes 3-98-1	Jeff White 6-228 (38.0)	None	Jim Sanson 12
9/27/69	at New Mexico	Gene Childs 14-107-1	Bill Craigio 8-19-3-1-147	Billy Taylor 2-48-0	Jeff White 7-308 (44.0)	None	Calvin Taylor 18
10/4/69	Utah	Gene Childs 16-77-1	Bill Craigio 14-38-3-0-240	Ed Puishes 8-121-0	Jeff White 8-368 (46.0)	None	Jim Sanson 16
10/11/69	at Wyoming	Gene Childs 23-36-1	Neil Lovorn 10-30-3-0-170	Ed Puishes 7-126-0	Jeff White 7-304 (43.4)	Jeff White (30)	Ken Koval 16
10/18/69	at Arizona	Dick Rausch 10-35-1	Bill Craigio 14-30-3-0-128	Ed Puishes 7-100-0	Jeff White 5-216 (43.2)	Jeff White (26)	Two with 12
10/25/69	BYU	Paul Gibson 16-53-0	Neil Lovorn 9-20-1-1-119	Dennis Mayfield 4-54-0	Jeff White 8-311 (38.9)	None	Ken Koval 13
11/1/69	at Colorado State	Dick Rausch 21-69-0	Bill Craigio 15-41-0-1-184	Ed Puishes 6-102-1	Jeff White 10-337 (33.7)	Jeff White (23)	Jim Sanson 12
11/8/69	New Mexico State	Gene Childs 16-103-2	Bill Craigio 25-52-3-1-348	Ed Puishes 11-175-1	Jeff White 4-159 (39.8)	Jeff White (32)	Jim Sanson 19
11/15/69	Arizona State	Gene Childs 16-46-0	Bill Craigio 13-39-1-1-164	Billy Taylor 9-123-0	Jeff White 12-440 (36.7)	None	Jim Sanson 10
11/29/69	Xavier	Gene Childs 17-85-0	Bill Craigio 6-21-4-0-74	Ed Puishes 3-48-0	Jeff White 4-173 (43.3)	Jeff White (39)	Don Croft 13
1970							
9/12/70	Pacific	Robbie Rogers 17-112-1	Bill Craigio 19-38-2-0-255	Ed Puishes 10-162-0	Jeff White 3-99 (33.0)	Jeff White (32,27)	Jim Sanson 15
9/19/70	at Utah	Paul Adamian 17-65-0	Bill Craigio 18-38-7-2-333	Ed Puishes 6-172-2	Jeff White 4-141 (35.3)	None	Jim Sanson 12
9/26/70	at BYU	Paul Adamian 19-73-1	Bill Craigio 9-19-0-1-165	Ed Puishes 5-72-0	Jeff White 4-140 (35.0)	Jeff White (41)	Jim Sanson 16
10/3/70	New Mexico State	Phil Hatch 24-99-1	Bill Craigio 11-28-0-1-151	Ed Puishes 3-53-0	Jeff White 5-229 (45.8)	None	Tony Perea 14
10/17/70	Colorado State	Phil Hatch 21-73-1	Bill Craigio 26-59-2-2-507	Ed Puishes 9-198-0	Jeff White 7-257 (36.7)	Jeff White (31,32,31)	Don Croft 17
10/24/70	Arizona State	Phil Hatch 18-126-2	Bill Craigio 6-23-1-0-72	Phil Hatch 2-35-0	Jeff White 8-296 (37.0)	None	Tony Perea 26
10/31/70	New Mexico	Phil Hatch 21-137-0	Bill Craigio 19-41-3-1-233	Billy Taylor 7-88-0	Jeff White 4-187 (46.8)	Jeff White (32)	Two with 18
11/7/70	Wyoming	Phil Hatch 18-184-3	Bill Craigio 3-12-1-0-41	Ed Puishes 2-36-0	Jeff White 6-266 (44.6)	None	Don Croft 16
11/14/70	Arizona	James Berry 19-92-0	Bill Craigio 8-18-0-1-114	Ed Puishes 4-58-0	Jeff White 7-291 (41.6)	Jeff White (25,46)	Jim Sanson 20
11/19/70	vs. Trinity (Texas)	Paul Adamian 15-65-0	Bill Craigio 18-32-2-2-220	Ed Puishes 11-154-1	Jeff White 6-265 (44.2)	Jeff White (20)	Jim Sanson 14
1971							
9/11/71	Texas-Arlington	Phil Hatch 14-74-1	Gary Keithley 8-14-0-2-99	Ed Puishes 6-67-1	Gary Keithley 6-272 (45.3)	Ray Brahm (35)	Tony Perea 19
9/18/71	Pacific	David Atkins 7-56-0	Gary Keithley 15-27-4-1-155	Juan Borrego 5-76-0	Gary Keithley 7-300 (42.9)	None	Tony Perea 20
9/25/71	Arizona	Phil Hatch 14-45-0	Gary Keithley 17-35-3-0-256	Mike Anderson 6-119-0	Gary Keithley 8-355 (44.4)	Ray Brahm (23,31)	Ed Hochuli 18
10/2/71	at Arizona State	Phil Hatch 10-21-1	Gary Keithley 4-9-2-0-58	Ed Puishes 1-25-0	Gary Keithley 9-382 (42.4)	None	Tony Perea 14
10/9/71	Utah	Phil Hatch 13-46-0	Gary Keithley 7-13-0-0-107	Ed Puishes 2-49-0	Gary Keithley 11-433 (39.4)	Ray Brahm (36)	Tony Perea 18
10/16/71	at New Mexico State	James Berry 35-164-0	Gary Keithley 6-10-2-1-64	Ed Puishes 2-25-0	Gary Keithley 4-174 (43.5)	None	Tony Perea 11
10/23/71	at Wyoming	James Berry 31-87-1	Gary Keithley 8-10-0-0-90	Phil Hatch 3-36-0	Gary Keithley 7-271 (38.7)	None	Tony Perea 12
10/30/71	BYU	Phil Hatch 8-24-0	Gary Keithley 19-39-2-0-175	Mike Anderson 4-46-0	Gary Keithley 7-316 (45.2)	None	Tony Perea 23
11/13/71	at New Mexico	David Atkins 6-43-0	Gary Keithley 14-23-1-1-177	Tom Altemus 4-67-0	Gary Keithley 4-155 (38.7)	None	Tony Perea 19
11/20/71	Colorado State	Phil Hatch 11-96-1	Bill Craigio 4-11-0-0-60	Mike Anderson 3-28-0	Gary Keithley 4-162 (40.5)	None	Tony Perea 21
11/27/71	Long Beach State	James Berry 29-116-3	Gary Keithley 16-23-0-1-146	Mike Anderson 6-62-1	Gary Keithley 2-70 (35.0)	Ray Brahm (22)	Scott DeSha 16
1972							
9/16/72	Lamar	Ed Herriott 14-46-0	Gary Keithley 21-38-2-3-327	Greg Taylor 12-197-2	Lonnie Crittenden 4-128 (32.0)	None	Tony Perea 18
9/23/72	Pacific	Al Barrett 13-70-0	Gary Keithley 25-38-0-1-295	Lonnie Crittenden 8-129-1	Gary Keithley 3-124 (41.3)	None	Tony Perea 17
9/30/72	New Mexico State	David Atkins 15-68-1	Gary Keithley 6-8-0-0-72	Greg Taylor 2-21-0	Gary Keithley 3-114 (38.0)	None	Tony Perea 21
10/7/72	at Utah	Gary Keithley 20-115-1	Gary Keithley 20-31-1-1-290	Lonnie Crittenden 9-143-0	Gary Keithley 7-330 (47.1)	None	Tony Perea 13
10/14/72	at BYU	Al Barrett 17-61-2	Gary Keithley 21-31-0-0-316	Greg Taylor 11-176-0	Gary Keithley 5-203 (40.6)	None	Tony Perea 11
10/21/72	New Mexico	David Atkins 10-72-0	Gary Keithley 10-25-2-0-130	Greg Taylor 4-97-0	Gary Keithley 5-203 (40.6)	None	Tony Perea 16
10/28/72	at Arizona	Al Barrett 19-131-0	Gary Keithley 8-20-2-1-80	Lonnie Crittenden 4-46-0	Gary Keithley 7-290 (41.4)	None	Ed Hochuli 12
11/4/72	Arizona State	David Atkins 13-36-1	Gary Keithley 23-42-2-1-275	Lonnie Crittenden 7-83-0	Gary Keithley 12-463 (38.6)	None	Harold Holton 17
11/11/72	Wyoming	David Atkins 13-90-1	Gary Keithley 10-19-1-0-85	Lonnie Crittenden 4-35-0	Gary Keithley 4-221 (55.3)	None	Tony Perea 20
11/18/72	at Colorado State	Ed Herriott 7-64-0	Mark Jackson 12-27-1-2-147	Greg Taylor 4-96-1	Lonnie Crittenden 6-223 (37.2)	None	Brooks West 16
1973							
9/8/73	at Idaho	Greg Cockayne 4-20-0	Frank Duncan 11-24-0-2-148	Lonnie Crittenden 4-70-2	Lonnie Crittenden 11-446 (40.5)	None	Al Barrett 18
9/15/73	Pacific	Don Willis 12-46-0	Frank Duncan 15-28-2-0-135	Lonnie Crittenden 7-59-0	Lonnie Crittenden 7-350 (50.0)	Bronko Belichesky (52,26,33)	Two with 16
9/22/73	at Utah	David Byrd 8-28-0	Frank Duncan 9-16-4-0-102	Lonnie Crittenden 3-45-0	Lonnie Crittenden 8-374 (46.8)	Bronko Belichesky (34,46)	Billy Wallace 15
9/29/73	at Wyoming	Al Barrett 9-40-0	Frank Duncan 5-18-0-1-83	Lonnie Crittenden 1-44-1	Lonnie Crittenden 13-487 (37.5)	None	Gordon Harper 10
10/6/73	New Mexico State	Don Willis 20-108-2	Frank Duncan 15-28-0-1-272	Lonnie Crittenden 7-148-0	Lonnie Crittenden 4-166 (41.5)	Bronko Belichesky (31)	LaFreddie Coleman 15
10/13/73	Lamar	Don Willis 19-153-2	Frank Duncan 8-16-4-0-94	Brad Longnecker 3-38-0	Lonnie Crittenden 4-144 (36.0)	None	Butch Wade 17
10/20/73	at New Mexico	Ken Petty 19-86-0	Ray Brahm 2-7-1-0-20	Ken Petty 3-30-0	Lonnie Crittenden 13-542 (41.7)	None	Butch Wade 13
10/27/73	Colorado State	Don Willis 15-70-1	Frank Duncan 2-7-1-0-20	Ken Petty 3-34-1	Lonnie Crittenden 7-286 (40.9)	Bronko Belichesky (26)	Shannon Thompson 11
11/3/73	Arizona	Al Barrett 12-55-0	Frank Duncan 6-12-3-2-91	Lonnie Crittenden 5-83-1	Lonnie Crittenden 6-238 (39.7)	Bronko Belichesky (33)	Bob Fisher 16
11/17/73	Arizona State	Don Willis 12-79-1	Frank Duncan 19-42-1-0-201	Lonnie Crittenden 6-92-0	Lonnie Crittenden 6-224 (37.3)	Bronko Belichesky (40,55)	Butch Wade 16
12/1/73	BYU	Don Willis 16-98-0	Frank Duncan 3-11-4-0-51	Lonnie Crittenden 2-32-0	Lonnie Crittenden 7-307 (43.9)	None	Butch Wade 17

Date	Opponent	Rushing	Passing	Receiving	Punting	Field Goals	Tackles
1974							
9/14/74	Pacific	Mike Belew 30-126-1	Bobby McKinley 9-17-1-1-113	Tanny Johnson 3-33-0	Mike Walker 5-224 (44.8)	None	Shannon Thompson 12
9/21/74	Utah	Mike Belew 36-168-1	Bobby McKinley 6-9-0-3-135	Mike Walker 4-94-1	Mike Walker 7-278 (39.7)	Bronko Belichesky (37,30)	Gordon Harper 9
9/28/74	San Diego State	Mike Belew 20-114-0	Bobby McKinley 5-19-2-0-112	Flash Collins 1-47-0	Mike Walker 8-316 (39.5)	None	Two with 11
10/5/74	at Arizona	Mike Belew 19-30-1	Bobby McKinley 9-11-1-0-144	Flash Collins 3-83-1	Mike Walker 7-283 (40.4)	None	Shannon Thompson 10
10/12/74	at New Mexico State	Don Willis 12-65-0	Bobby McKinley 11-21-2-2-138	Art Belvin 4-60-1	Mike Walker 6-254 (42.3)	None	Two with 10
10/19/74	at BYU	Bobby McKinley 15-103-1	Bobby McKinley 7-16-0-2-121	Flash Collins 2-67-1	Mike Walker 8-348 (43.5)	None	Two with 10
10/26/74	at Texas-Arlington	Ray Holt 20-91-4	Bobby McKinley 6-9-1-0-161	Art Belvin 2-78-0	Mike Walker 4-177 (44.3)	None	Two with 13
11/2/74	at Arizona State	Tanny Johnson 6-75-0	Bobby McKinley 13-32-1-1-164	James Hubbard 6-72-1	Mike Walker 8-327 (40.8)	Bronko Belichesky (31,25,51)	Gordon Harper 10
11/9/74	Wyoming	Ray Holt 27-106-1	Bobby McKinley 10-17-1-2-173	James Hubbard 3-58-1	Mike Walker 5-230 (46.0)	None	Shannon Thompson 11
11/16/74	at Colorado State	Don Willis 9-38-0	Bobby McKinley 10-19-1-1-118	Art Belvin 4-63-1	Mike Walker 11-399 (36.3)	Bronko Belichesky (40)	Hal Barnett 11
11/23/74	New Mexico	Ray Holt 9-52-1	Bobby McKinley 7-17-2-1-135	Mike Walker 2-73-0	Mike Walker 6-243 (40.5)	None	Three with 12
1975							
9/6/75	at San Diego State	Ray Holt 17-38-1	Bobby McKinley 5-18-1-0-73	Flash Collins 2-37-0	Jack West 6-198 (33.3)	Miguel Alvarez (36)	Harold Sampson 10
9/13/75	New Mexico State	Ray Holt 18-80-1	Bobby McKinley 10-20-0-2-113	Flash Collins 5-61-0	Jerry Walker 5-216 (43.2)	Miguel Alvarez (28)	Harold Sampson 12
9/20/75	East Tennessee State	Robert Elliott 21-67-0	Bobby McKinley 3-19-1-0-58	Flash Collins 1-43-0	Jerry Walker 8-366 (45.8)	Miguel Alvarez (47,43)	Two with 12
10/4/75	at Pacific	Robert Elliott 16-78-0	Bobby McKinley 13-26-3-0-157	Bill Avery 3-45-0	Jerry Walker 7-277 (39.6)	Miguel Alvarez (26)	Hal Barnett 14
10/11/75	Arizona	Robert Elliott 23-134-0	Bobby McKinley 4-11-3-0-43	Bill Avery 4-42-0	Jerry Walker 6-257 (42.8)	None	Lee Mitchell 13
10/18/75	at Wyoming	Robert Elliott 14-100-1	Bobby McKinley 6-14-2-1-94	Bill Avery 1-51-1	Jerry Walker 7-352 (50.2)	None	Hal Barnett 11
10/25/75	at Arizona State	Robert Elliott 22-90-0	Bobby McKinley 1-12-2-0-11	Kevin Baker 1-11-0	Jerry Walker 8-361 (45.1)	Miguel Alvarez (46,45)	Hal Barnett 15
11/1/75	at New Mexico	Robert Elliott 27-171-0	Bobby McKinley 3-15-1-0-45	Flash Collins 2-36-0	Jerry Walker 7-242 (34.6)	Miguel Alvarez (46)	Hal Barnett 10
11/8/75	Colorado State	Robert Elliott 24-86-1	Bobby McKinley 3-10-0-0-51	Harold Johnson 2-37-0	Jerry Walker 9-378 (42.0)	None	Hal Barnett 20
11/15/75	at Hawaii	Robert Elliott 15-56-0	Steve Smith 2-3-0-1-67	Bill Avery 1-57-1	Jerry Walker 7-302 (43.1)	Miguel Alvarez (47)	Art Belvin 12
11/22/75	BYU	Ray Holt 23-97-1	Steve Smith 5-14-0-0-66	Harold Johnson 5-97-0	Jerry Walker 7-280 (40.0)	Miguel Alvarez (42)	Art Belvin 13
1976							
9/4/76	Texas-Arlington	Robert Elliott 32-164-0	Don Amerson 5-9-0-0-69	Dale Waasted 1-25-0	Jerry Walker 2-85 (42.5)	Miguel Alvarez (29,55)	Harold Sampson 9
9/11/76	at New Mexico State	Robert Elliott 22-85-0	Don Amerson 4-12-0-0-61	Kevin Baker 1-28-0	Jerry Walker 6-258 (43.0)	Miguel Alvarez (37)	Charles Underwood 8
9/18/76	New Mexico	Tanny Johnson 14-61-0	Don Amerson 4-12-0-0-46	Kevin Baker 2-27-0	Jerry Walker 6-238 (39.7)	None	Elroy Stoglin 12
10/2/76	at Utah	Ron Bachofer 12-73-0	Don Amerson 6-12-0-0-97	Dean Allcorn 3-66-0	Jerry Walker 7-276 (39.4)	None	Two with 13
10/9/76	at Arizona	Ray Holt 6-57-0	Steve Smith 5-11-1-1-75	Dean Allcorn 2-64-1	Jerry Walker 6-227 (37.8)	None	Mike Young 9
10/16/76	Arizona State	Robert Elliott 21-78-1	Steve Smith 4-16-0-0-40	Harold Johnson 1-15-0	Jerry Walker 11-435 (39.5)	None	Harold Sampson 8
10/23/76	at Colorado State	Robert Elliott 18-52-0	Steve Smith 3-11-3-0-62	Harold Johnson 2-46-0	Jerry Walker 8-331 (41.4)	None	Elroy Stoglin 10
10/30/76	San Diego State	Robert Elliott 20-131-2	Steve Smith 5-11-3-0-55	Robert Elliott 2-27-0	Jerry Walker 5-179 (35.8)	Miguel Alvarez (37)	Harold Sampson 12
11/6/76	at BYU	George Henderson 5-92-0	Steve Smith 5-9-1-2-133	Harold Johnson 4-118-1	Jerry Walker 7-255 (36.4)	None	Lee Mitchell 9
11/13/76	Wyoming	Robert Elliott 20-90-0	Steve Smith 9-23-1-0-160	Dean Allcorn 3-44-0	Jerry Walker 5-170 (34.0)	Miguel Alvarez (35)	Art Belvin 13
11/20/76	at Hawaii	Ray Holt 15-155-0	Steve Smith 6-16-2-0-89	Harold Johnson 4-56-0	Jerry Walker 5-189 (37.8)	Miguel Alvarez (24,23)	Two with 8
11/27/76	Oklahoma State	Robert Elliott 14-72-1	Steve Smith 7-19-2-0-63	Robert Elliott 4-30-0	Jerry Walker 3-129 (43.0)	Miguel Alvarez (31,40)	Two with 9
1977							
9/10/77	North Texas	Robert Elliott 23-96-0	Don Amerson 6-8-1-1-106	Bubba Garcia 7-105-1	Jerry Walker 7-265 (37.9)	Miguel Alvarez (39)	Mike Young 11
9/17/77	at Wyoming	Robert Elliott 27-116-0	Mike McCall 9-18-2-2-125	Bubba Garcia 6-114-2	Jerry Walker 9-330 (36.6)	Miguel Alvarez (30)	Curtis Stevenson 11
9/24/77	at Oklahoma State	Robert Elliott 22-94-0	Don Amerson 3-8-0-0-82	Bubba Garcia 3-85-0	Jerry Walker 10-426 (42.6)	None	Curtis Stevenson 13
10/1/77	New Mexico State	Tanny Johnson 3-75-1	Oscar Ramirez 8-21-2-2-128	Tanny Johnson 3-75-1	Jerry Walker 4-183 (45.7)	Miguel Alvarez (36)	Two with 11
10/8/77	Colorado State	Tanny Johnson 16-14-0	Oscar Ramirez 13-31-2-3-360	Bubba Garcia 4-147-1	Jerry Walker 9-365 (40.6)	Miguel Alvarez (22)	Harold Sampson 16
10/15/77	at San Diego State	Tanny Johnson 9-36-0	Oscar Ramirez 19-37-2-1-199	Bubba Garcia 10-91-1	Jerry Walker 7-269 (38.4)	None	Darrell Sneed 8
10/22/77	at Arizona State	Robert Elliott 15-134-0	Mike McCall 1-6-0-0-10	Harold Johnson 1-10-0	Jerry Walker 8-360 (45.0)	Miguel Alvarez (31)	Keith Black 16
11/5/77	at New Mexico	Robert Elliott 23-133-1	Oscar Ramirez 7-22-1-1-116	Harold Johnson 3-111-1	Jerry Walker 5-223 (44.6)	Miguel Alvarez (43)	Keith Black 14
11/12/77	at Utah	Robert Elliott 14-67-0	Oscar Ramirez 9-23-1-1-115	Bubba Garcia 6-86-0	Jerry Walker 4-180 (45.0)	Miguel Alvarez (38)	Harold Sampson 16
11/19/77	Arizona	Robert Elliott 19-94-0	Oscar Ramirez 16-28-2-3-150	Bubba Garcia 9-109-2	Jerry Walker 9-356 (39.6)	Miguel Alvarez (34)	Elroy Stoglin 14
11/26/77	BYU	Robert Elliott 32-202-0	Oscar Ramirez 10-31-4-2-167	Bubba Garcia 3-67-2	Jerry Walker 7-292 (41.7)	None	Larry Moore 8
1978							
9/2/78	at North Texas	Oscar Ramirez 10-38-0	Oscar Ramirez 7-27-2-0-43	Harold Johnson 3-27-0	Jerry Walker 10-397 (39.7)	None	Larry Moore 13
9/9/78	Air Force	Ray Holt 14-62-1	Oscar Ramirez 9-20-3-2-180	Frank Jarzombek 4-121-2	Jerry Walker 4-160 (40.0)	None	Two with 18
9/16/78	at New Mexico State	Ray Holt 10-77-0	Oscar Ramirez 22-40-2-2-241	Bubba Garcia 10-84-1	Jerry Walker 7-314 (44.9)	Steve Folkner (28)	Larry Moore 12
9/23/78	San Diego State	Ray Holt 16-114-1	Oscar Ramirez 16-30-2-0-135	Harold Johnson 12-102-0	Jerry Walker 4-174 (43.5)	None	Carl Klann 15
9/30/78	at Arizona State	Ray Holt 17-40-0	Oscar Ramirez 5-15-2-0-43	Harold Johnson 3-27-0	Jerry Walker 5-205 (41.0)	None	Larry Moore 16
10/7/78	at Colorado State	Ray Holt 11-50-0	Oscar Ramirez 16-30-3-1-269	Bubba Garcia 9-132-0	Jerry Walker 5-211 (42.2)	Steve Folkner (47)	Darrell Sneed 16
10/21/78	at BYU	Ray Holt 9-31-0	Oscar Ramirez 6-25-1-0-32	Larry Smith 1-32-0	Jerry Walker 13-545 (41.9)	None	Darrell Sneed 14
10/28/78	New Mexico	Willie Neal 10-26-0	Oscar Ramirez 9-21-1-0-141	Ray Holt 5-68-0	Steve Folkner 9-375 (41.7)	None	Two with 12
11/4/78	at Hawaii	Ray Holt 16-49-1	Oscar Ramirez 12-21-1-1-149	Bubba Garcia 6-70-1	Jerry Walker 6-226 (37.7)	None	Larry Moore 11
11/11/78	Utah	Ray Holt 19-88-0	Oscar Ramirez 3-13-2-0-25	Harold Johnson 2-18-0	Jerry Walker 6-203 (33.8)	None	Larry Moore 15
11/18/78	at UNLV	Ray Holt 13-39-0	Oscar Ramirez 5-16-3-0-112	Bubba Garcia 2-72-0	Jerry Walker 8-317 (39.6)	None	Two with 9
11/25/78	Wyoming	Oscar Ramirez 24-105-0	Oscar Ramirez 8-20-1-1-90	Harold Johnson 4-37-0	Jerry Walker 9-390 (43.3)	None	Eddie Forkerway 11
1979							
9/1/79	at North Texas	James Copeland 10-56-0	David Stone 6-10-0-0-56	Bubba Garcia 2-34-0	Steve Folkner 9-372 (41.3)	None	Odell Pippins 11
9/8/79	Pacific	James Copeland 21-152-0	David Stone 7-13-1-1-103	Paul Heesaker 1-48-1	Steve Folkner 5-217 (43.4)	Steve Folkner (31)	Carl Klann 11
9/15/79	New Mexico State	James Copeland 32-133-0	David Stone 6-16-1-0-51	Frank Jarzombek 1-15-0	Steve Folkner 8-226 (40.8)	None	Larry Moore 12
9/22/79	UNLV	James Copeland 18-61-0	David Stone 2-5-0-0-33	Frank Jarzombek 2-33-1	Steve Folkner 8-353 (44.1)	Steve Folkner (51)	Larry Moore 12
9/29/79	at BYU	Kenny Jones 14-64-0	David Stone 4-9-1-1-70	Elvin Taylor 1-38-0	Steve Folkner 10-418 (41.8)	None	Jack Bennett 11
10/6/79	at Wyoming	James Copeland 20-86-0	Keith Castle 7-18-2-0-91	David Logston 4-59-0	Steve Folkner 6-231 (38.5)	Steve Folkner (22)	Larry Moore 15
10/13/79	Colorado State	Virgil Glasgow 9-90-0	David Stone 5-14-1-0-72	Bobby Fowler 2-70-0	Steve Folkner 8-362 (45.2)	Steve Folkner (32)	Darryl Carpenter 8
10/20/79	at New Mexico	James Copeland 3-11-0	Gerry Dickens 6-19-1-0-129	Bubba Garcia 4-85-0	Steve Folkner 10-400 (40.0)	None	Eddie Forkerway 9
10/27/79	Hawaii	William Cash 8-52-0	Keith Castle 10-16-1-0-106	Bubba Garcia 2-35-0	Steve Folkner 7-321 (45.9)	Steve Folkner (37)	Eddie Forkerway 8
11/10/79	at Utah	Keith Castle 11-39-0	Keith Castle 5-17-3-0-53	David Logston 3-33-0	Steve Folkner 5-249 (49.8)	None	Three with 8
11/17/79	at San Diego State	James Copeland 4-27-0	Keith Castle 13-27-0-0-130	Kevin May 5-55-0	Steve Folkner 8-291 (36.4)	None	Two with 13

GAME-BY-GAME LEADERS CONT.

Date	Opponent	Rushing	Passing	Receiving	Punting	Field Goals	Tackles
1980							
9/6/80	at Texas Tech	Delbert Thompson 17-91-0	Paul Sieczkowski 13-22-1-1-73	Delbert Thompson 4-32-0	Steve Folkner 7-270 (38.6)	None	Darryl Carpenter 12
9/13/80	at New Mexico State	Delbert Thompson 38-167-0	Paul Sieczkowski 10-23-1-0-70	Delbert Thompson 5-45-0	Steve Folkner 7-280 (40.0)	Scott Wedell (31)	Raymond Morris 10
9/20/80	North Texas State	Delbert Thompson 27-95-0	Keith Castle 8-13-0-1-99	David Logston 1-26-0	Steve Folkner 7-315 (45.0)	Scott Wedell (22)	Raymond Morris 10
9/27/80	at Pacific	Delbert Thompson 23-79-0	Keith Castle 13-28-4-0-153	Frank Jarzombek 5-77-0	Steve Folkner 6-196 (32.7)	None	Odell Pippins 11
10/4/80	at Hawaii	Delbert Allen 4-74-1	Keith Castle 5-7-0-1-27	Bobby Fowler 2-11-1	Steve Folkner 4-153 (38.3)	None	Raymond Morris 11
10/11/80	Utah	Delbert Thompson 15-102-0	Keith Castle 4-10-0-0-51	Don Kimball 1-31-0	Steve Folkner 9-405 (45.0)	None	Odell Pippins 12
10/18/80	at UNLV	James Copeland 12-37-1 Homer Thompson 5-37-1	Jeff Riley 5-26-1-0-112	Frank Jarzombek 6-98-0	Steve Folkner 9-349 (38.7)	None	Holton Hill 9
10/25/80	New Mexico	Delbert Thompson 15-47-0	Keith Castle 4-10-1-0-33	Kevin May 1-19-0	Steve Folkner 12-537 (44.8)	None	Darryl Carpenter 11
11/1/80	at BYU	James Copeland 18-55-0	Paul Sieczkowski 8-24-1-0-36	James Copeland 3-21-0	Steve Folkner 10-380 (38.0)	None	Mike Morris 7
11/8/80	at Colorado State	Delbert Thompson 12-106-1	Paul Sieczkowski 9-17-2-0-68	Kevin May 2-31-0	Steve Folkner 6-181 (30.2)	None	Raymond Morris 14
11/15/80	San Diego State	Delbert Thompson 26-107-0	Paul Sieczkowski 3-7-0-0-39	Bobby Fowler 1-27-0	Steve Folkner 7-315 (45.0)	None	Raymond Morris 11
11/22/80	Wyoming	Delbert Thompson 20-39-0	Jeff Riley 9-21-1-1-153	Delbert Thompson 5-70-0	Steve Fowler 9-378 (42.0)	None	Raymond Morris 11
1981							
9/5/81	New Mexico State	Delbert Thompson 16-44-0	Jay Wiley 5-12-0-0-69	Delbert Thompson 5-50-0	Rick Padia 10-451 (45.1)	None	Raymond Morris 12
9/12/81	Texas A&I	Delbert Thompson 17-57-0	Brad McEachern 13-26-1-1-115	Delbert Allen 4-41-1	Rick Padia 4-152 (38.0)	Scott Wedell (43,42,37)	Two with 7
9/19/81	BYU	Kelly Burney 7-38-0	Brad McEachern 6-19-0-0-47	Delbert Allen 3-39-0	Rick Padia 12-470 (39.2)	None	Mike Brown 8
10/2/81	at Utah	Rob Moore 7-71-1	Jeff Riley 8-25-0-0-99	Kevin May 2-51-0	Rick Padia 7-284 (40.5)	Scott Wedell (42)	Brian Kern 5
10/9/81	at New Mexico	Rob Moore 5-14-0	Brad McEachern 3-6-1-0-52	Eric Anderson 2-35-0	Rick Padia 11-428 (38.9)	Scott Wedell (49)	Raymond Morris 11
10/16/81	at Wyoming	Delbert Thompson 7-47-0	Jeff Riley 8-23-4-0-146	Delbert Thompson 2-69-0	Rick Padia 7-308 (44.0)	Scott Wedell (58,30)	Rodney Pruitt 14
11/7/81	Hawaii	Greg Adams 14-91-1	Brad McEachern 12-19-0-0-176	Delbert Thompson 6-56-0	Rick Padia 9-427 (47.4)	None	Wayne Matson 10
10/24/81	Colorado State	Rob Moore 21-113-0	Brad McEachern 13-22-1-2-158	Kevin Ward 5-53-0	Rick Padia 7-244 (34.9)	None	Raymond Morris 10
10/31/81	at Arizona	Greg Adams 8-40-0	Brad McEachern 8-17-2-0-108	Jerry Jones 2-50-0	Rick Padia 6-273 (45.5)	Scott Wedell (46)	Raymond Morris 15
11/21/81	at San Diego State	Delbert Thompson 11-60-0	Jeff Riley 9-11-2-1-132	Kenny Jones 1-67-1	Rick Padia 7-243 (34.7)	None	Kevin Ward 8
11/28/81	UNLV	Delbert Thompson 14-170-1	Jay Wiley 4-11-1-0-78	Jerry Jones 1-55-0	Rick Padia 7-313 (44.7)	None	Raymond Morris 14
1982							
9/4/82	at New Mexico State	Jerry Jones 2-74-1	Kevin Ward 4-13-0-0-41	Delbert Allen 3-23-0	Rick Padia 3-138 (46.0)	Scott Wedell (35,25)	Raymond Morris 12
9/11/82	at Washington	Kevin Ward 17-71-0	Kevin Ward 2-11-2-0-15	Kevin May 1-9-0	Rick Padia 7-269 (38.4)	None	Mike Gentry 16
9/18/82	SMU	Bobby Earl Williams 17-74-0	Kevin Ward 8-21-4-1-139	Delbert Allen 1-59-1	Rick Padia 3-126 (42.0)	Scott Wedell (47)	Mike Gentry 10
9/25/82	at Hawaii	Kevin Ward 13-76-0	Kevin Ward 7-15-0-1-75	Jerry Jones 3-30-1 Kelly Seegars 3-30-1	Rick Padia 7-292 (41.7)	Scott Wedell (30)	Raymond Morris 12
10/2/82	BYU	Jerry Jones 5-49-0	Kevin Ward 4-13-1-0-39	Delbert Allen 3-31-0	Rick Padia 2-85 (42.5)	Scott Wedell (47)	Raymond Morris 13
10/9/82	at UNLV	Kevin Ward 16-63-1	Kevin Ward 11-20-0-0-110	Robert Moore 3-35-0	Rick Padia 9-294 (32.6)	None	Kevin Belcher 12
10/16/82	at Arizona State	James Ricks 10-44-0	Kevin Ward 7-18-0-0-46	Kelly Seegars 3-32-0	Rick Padia 7-318 (45.4)	Scott Wedell (39,46)	Raymond Morris 19
10/23/82	Air Force	Kenny Jones 3-74-1	Kevin Ward 6-14-2-0-59	Jerry Jones 5-68-0	Rick Padia 5-228 (45.6)	None	Mike Gentry 10
10/30/82	at Colorado State	Kelly Burney 6-13-0	Kevin Ward 12-35-0-0-185	Jerry Jones 5-116-0	Rick Padia 9-342 (38.0)	Scott Wedell (48,22)	Dan Salter 15
11/6/82	New Mexico	Kelly Burney 17-77-0	Kevin Ward 12-31-1-0-185	Charlie Davis 3-76-0	Rick Padia 9-396 (44.0)	Scott Wedell (33)	Dan Salter 13
11/13/82	Utah	Kevin Ward 7-88-1	Kevin Ward 9-15-0-0-75	Kevin May 4-31-0	Rick Padia 6-240 (40.0)	None	Raymond Morris 13
11/20/82	Wyoming	Kevin Ward 20-134-2	Kevin Ward 12-23-0-1-172	Kevin May 5-110-1	Rick Padia 2-59 (29.5)	Scott Wedell (46)	Raymond Morris 14
1983							
9/3/83	New Mexico State	Kevin Ward 19-125-2	Kevin Ward 4-12-0-0-38	Larry Linne 2-35-0	Hector Salazar 7-266 (38.0)	Scott Wedell (38,44)	Mike Gentry 15
9/10/83	Idaho State	Ernie Jackson 14-52-0	Sammy Garza 4-15-1-0-76	Larry Linne 1-52-0	Hector Salazar 6-273 (45.5)	Scott Wedell (42)	Two with 10
9/17/83	Baylor	Vic Stagliano 6-45-0	Jay Cleveland 13-24-1-0-159	Eric Anderson 3-51-0	Hector Salazar 6-245 (40.8)	Scott Wedell (38,25)	Mike Gentry 17
9/24/83	San Diego State	Robert Moore 9-81-0	Jay Cleveland 5-13-1-0-89	Larry Hock 1-26-0	Hector Salazar 2-110 (55.0)	Scott Wedell (42)	Raymond Morris 11
10/1/83	at Wyoming	Ernie Jackson 8-67-1	Jay Cleveland 8-18-0-0-124	Eric Anderson 4-74-0	Hector Salazar 6-179 (29.8)	Scott Wedell (33)	Raymond Morris 12
10/8/83	at Utah	Kevin Ward 4-41-0	Sammy Garza 7-12-1-1-104	Larry Hock 2-65-1	Hector Salazar 7-294 (42.0)	Scott Wedell (22)	Raymond Morris 13
10/15/83	at Air Force	Ernie Jackson 24-118-0	Sammy Garza 15-22-0-3-189	Larry Linne 3-45-1	Hector Salazar 4-184 (46.0)	Scott Wedell (25)	Raymond Morris 11
10/22/83	Colorado State	Sammy Garza 9-91-2	Sammy Garza 12-25-4-0-68	Keith Smith 4-22-0	Hector Salazar 6-244 (40.6)	None	Raymond Morris 15
10/29/83	at Hawaii	Vernon Cook 20-79-2	Jay Cleveland 8-15-1-0-93	Vernon Cook 1-54-0	Hector Salazar 6-213 (35.5)	Scott Wedell (24)	Raymond Morris 16
11/5/83	BYU	Vic Stagliano 4-24-0	Jay Cleveland 21-39-2-1-232	Larry Hock 4-88-0	Hector Salazar 7-256 (36.6)	Scott Wedell (22)	Raymond Morris 20
11/12/83	New Mexico	Vernon Cook 5-17-0	Jay Cleveland 12-27-0-0-88	Eric Anderson 5-30-0	Hector Salazar 13-527 (40.5)	None	Raymond Morris 14
11/19/83	Weber State	Kevin Ward 32-109-1	Kevin Ward 0-3-0-0-0	None	Rusty Lagow 7-283 (40.4)	Scott Wedell (37,38,52,27)	Brian Kern 10
1984							
9/1/84	at Texas A&M	Kevin Ward 13-64-0	Sammy Garza 16-32-2-1-227	Larry Linne 3-70-1	Jay Cleveland 5-140 (28.0)	Hugo Castellanos (42,25,32)	Kelvin Wooten 10
9/8/84	Idaho State	Kevin Ward 15-80-0	Sammy Garza 5-14-1-0-65	Eric Anderson 1-23-0	Jay Cleveland 8-339 (42.3)	Jay Cleveland (37)	Seth Joyner 13
9/15/84	at San Diego State	Tony George 8-36-0	John Scoular 7-19-1-0-85	Brad McEachern 2-24-0	Jay Cleveland 8-308 (38.5)	None	Robert Murray 10
9/29/84	New Mexico	Nicky Combs 9-69-0	John Scoular 5-19-1-1-82	Larry Linne 4-54-1	Jay Cleveland 7-299 (42.7)	None	Nikita Blair 13
10/6/84	at New Mexico State	Nicky Combs 21-124-0	Sammy Garza 14-26-1-0-220	Eric Anderson 6-112-0	Jay Cleveland 4-148 (37.0)	Hugo Castellanos (43,22,32)	Seth Joyner 15
10/13/84	Hawaii	Nicky Combs 32-169-0	Sammy Garza 8-18-0-0-114	Arnold Ducre 2-44-0	Jay Cleveland 3-131 (43.7)	Hugo Castellanos (24,25)	Stacey Johnson 13
10/27/84	at Utah	Kevin Ward 11-88-0	Sammy Garza 8-17-2-1-56	Brad McEachern 3-25-0	Jay Cleveland 6-175 (29.2)	None	Two with 13
11/3/84	at BYU	James Rose 19-93-0	Kevin Ward 6-13-0-0-60	Larry Linne 3-41-0	Jay Cleveland 4-178 (44.5)	Hugo Castellanos (27)	Two with 5
11/10/84	at Colorado State	Tony George 16-107-0	Sammy Garza 9-20-3-2-130	Eric Anderson 5-120-1	Jay Cleveland 6-168 (28.0)	Hugo Castellanos (39)	Robert Murray 10
11/17/84	Wyoming	Tony George 14-86-1	Kevin Ward 2-3-0-0-41	Keith Smith 2-34-0	Jay Cleveland 3-145 (48.3)	None	Fred Williams 14
11/24/84	Air Force	Tony George 18-112-0	Sammy Garza 3-6-0-0-44	Larry Linne 1-25-0	Jay Cleveland 6-272 (45.3)	None	Seth Joyner 10
1985							
8/31/85	at Air Force	John Harvey 12-54-0	Jeff Remo 3-3-0-0-40	Arnold Ducre 2-20-0 Bob Keseday 2-20-0	Henry Castellanos 6-211 (35.2)	None	Robert Murray 9
9/7/85	at SMU	John Harvey 16-138-1	Sammy Garza 9-16-1-1-129	Eric Anderson 3-49-0	Henry Castellanos 6-262 (43.6)	Chris Jacke (33)	Kennedy Webster 13
9/14/85	at Colorado State	John Harvey 30-232-3	Sammy Garza 15-26-1-0-183	Eric Anderson 5-94-0	Henry Castellanos 3-120 (40.0)	Hugo Castellanos (35)	Robert Murray 11
9/21/85	New Mexico State	Nicky Combs 18-134-0	Sammy Garza 12-15-0-1-121	Bob Keseday 4-42-0	Henry Castellanos 3-135 (45.0)	Hugo Castellanos (29,43)	Robert Murray 15
9/28/85	at Utah	Vince Jordan 20-182-1	Sammy Garza 13-23-1-0-168	Eric Anderson 3-82-0	Henry Castellanos 7-340 (49.0)	Hugo Castellanos (48)	Bert Williams 10
10/12/85	at Kent	Nicky Combs 14-57-0	Sammy Garza 5-9-1-1-89	Larry Linne 1-50-1	Henry Castellanos 7-288 (41.1)	Hugo Castellanos (27)	Seth Joyner 14
10/26/85	BYU	John Harvey 24-102-0	Sammy Garza 8-17-2-1-146	Larry Linne 3-56-0	Henry Castellanos 6-272 (45.3)	Hugo Castellanos (50,31,29)	Seth Joyner 18
11/2/85	New Mexico	John Harvey 30-137-0	Sammy Garza 14-22-0-2-262	Eric Anderson 4-114-1	Henry Castellanos 4-106 (41.5)	Hugo Castellanos (31,33,29)	Clint Ulmer 16
11/9/85	Hawaii	John Harvey 13-33-0	Sammy Garza 9-16-2-0-127	Larry Linne 4-87-0	Henry Castellanos 8-337 (42.1)	None	Two with 16
11/16/85	at San Diego State	Nicky Combs 19-62-0	Sammy Garza 17-21-0-0-245	Barry Parker 3-63-0	Henry Castellanos 7-284 (40.6)	None	Fred Williams 7
11/22/85	vs. Wyoming	John Harvey 17-81-1	Sammy Garza 12-22-2-0-149	Larry Linne 7-68-0	Henry Castellanos 4-171 (43.0)	None	Robert Murray 15

Date	Opponent	Rushing	Passing	Receiving	Punting	Field Goals	Tackles
1986							
8/30/86	N. Michigan	John Harvey 7-72-1	Sammy Garza 36-49-1-7-458	Harold Collins 6-108-1	None	Chris Jacke (45)	Scott Lynch 4
9/6/86	Air Force	John Harvey 11-61-1	Sammy Garza 27-39-2-2-290	Barry Parker 9-109-1	David Capka 4-151 (37.8)	None	Three with 13
9/13/86	at New Mexico State	John Harvey 18-125-1	Sammy Garza 24-38-1-1-300	Barry Parker 4-86-0	David Capka 4-126 (31.5)	Hugo Castellanos (22)	Fred Williams 10
9/20/86	at Hawaii	John Brazil 5-19-0	Jeff Remo 8-13-0-1-68	John Harvey 6-47-0	David Capka 9-349 (38.8)	Chris Jacke (37)	Eric Cooper 12
9/27/86	at Iowa	Sammy Garza 15-27-0	Sammy Garza 17-32-4-1-180	Bob Keseday 7-85-0	David Capka 7-309 (44.1)	None	Rickie Evans 12
10/4/86	at Tennessee	Nicky Combs 10-50-0	Sammy Garza 20-30-2-1-232	Harold Collins 6-71-0	David Capka 3-134 (44.6)	Chris Jacke (48)	Bert Williams 12
10/11/86	at New Mexico	John Harvey 21-104-1	Sammy Garza 29-51-0-2-407	Bob Keseday 7-112-0	David Capka 5-147 (29.4)	Hugo Castellanos (37)	Two with 10
10/18/86	San Diego State	John Harvey 11-52-0	Sammy Garza 14-24-1-1-165	Arnie Adkison 1-35-0	Arnie Adkison 6-263 (43.8)	Hugo Castellanos (38)	Two with 16
10/25/86	at BYU	John Harvey 21-114-1	Sammy Garza 13-29-2-0-190	Harold Collins 4-98-0	Arnie Adkison 8-327 (40.9)	Hugo Castellanos (47)	Doug Morgan 13
11/8/86	at Wyoming	John Harvey 9-98-1	Sammy Garza 18-33-3-0-201	Bob Keseday 3-47-0	Arnie Adkison 7-238 (34.0)	Hugo Castellanos (23,43)	Doug Morgan 10
11/22/86	Colorado State	John Harvey 15-68-0	Sammy Garza 25-32-2-2-242	Bob Keseday 6-63-0	Arnie Adkison 4-139 (34.8)	None	Fred Williams 19
11/29/86	Utah	John Harvey 17-107-3	Sammy Garza 28-38-0-4-402	John Harvey 6-80-1	Arnie Adkison 3-99 (33.0)	None	Fred Williams 19
1987							
9/5/87	New Mexico State	John Harvey 19-110-1	Pat Hegarty 15-29-1-2-155	John Harvey 4-40-1	Arnie Adkison 8-356 (44.5)	Hugo Castellanos (52)	Creg Evans 9
9/19/87	at Colorado State	John Harvey 13-35-0	Pat Hegarty 21-33-0-3-317	Arnie Adkison 4-110-0	Arnie Adkison 6-216 (36.0)	Hugo Castellanos (42)	Emilio Pittman 8
9/26/87	Hawaii	John Harvey 24-145-3	Pat Hegarty 11-27-4-1-156	Rob Housler 2-37-0	Arnie Adkison 7-266 (38.0)	None	Two with 7
10/3/87	at Arizona State	John Harvey 13-42-0	Pat Hegarty 27-45-2-0-307	Barry Parker 5-88-0	Arnie Adkison 8-275 (34.4)	Hugo Castellanos (46)	Doug Morgan 11
10/10/87	at San Diego State	John Harvey 23-81-3	Pat Hegarty 15-24-1-1-256	Arnie Adkison 3-77-0	Arnie Adkison 3-108 (36.0)	Hugo Castellanos (44,29,51)	Dougie Wright 12
10/17/87	Lamar	John Harvey 25-152-3	Pat Hegarty 14-31-1-2-154	Harold Collins 3-41-1	Arnie Adkison 5-202 (40.4)	Hugo Castellanos (55)	Rchie Morgan 16
10/24/87	at Air Force	John Harvey 15-92-0	Pat Hegarty 11-20-1-0-81	Harold Collins 2-31-0	Arnie Adkison 8-332 (41.5)	None	Dave Socie 12
10/31/87	New Mexico	John Harvey 27-209-1	Pat Hegarty 8-15-1-1-156	Harold Collins 4-86-0	Lance Brownlee 1-43 (43.0)	Hugo Castellanos (26,40)	Two with 9
11/7/87	at Utah	John Harvey 37-202-3	Pat Hegarty 20-35-4-1-340	Arnie Adkison 10-200-1	Arnie Adkison 2-76 (38.0)	None	Two with 8
11/14/87	BYU	Eddie Dixon 10-52-0	Pat Hegarty 11-14-1-2-142	Arnie Adkison 3-60-2	Arnie Adkison 8-285 (35.6)	Hugo Castellanos (39)	Doug Morgan 14
11/21/87	Wyoming	Jeff Remo 11-94-0	David Flores 7-13-1-0-90	Barry Parker 1-39-0	Robert Pounds 3-121 (40.3)	None	Doug Morgan 10
1988							
9/3/88	Mankato State	John Harvey 15-125-2	Pat Hegarty 10-20-0-1-208	Reggie Barrett 1-69-1	Lance Brownlee 3-124 (41.3)	Chris Jacke (25,25,31)	Terry Walker 11
9/10/88	Weber State	John Harvey 16-135-4	Pat Hegarty 15-22-0-1-163	Clarence Seay 4-44-0	Lance Brownlee 2-94 (47.0)	Chris Jacke (48,25)	Ken Sale 12
9/17/88	at BYU	John Harvey 23-77-0	Pat Hegarty 19-40-3-2-192	Rob Housler 3-53-0	Lance Brownlee 8-385 (48.1)	Chris Jacke (34,25)	Doug Morgan 9
9/24/88	at Tulsa	Scotter Menifee 16-43-1	Pat Hegarty 18-43-0-2-276	Reggie Barrett 6-94-1	Lance Brownlee 9-330 (36.7)	Chris Jacke (26,26)	Doug Morgan 16
10/1/88	Utah	Willie Fuller 16-173-3	Pat Hegarty 16-24-0-0-226	Reggie Barrett 7-76-0	Lance Brownlee 5-209 (41.8)	Chris Jacke (49)	Creg Evans 16
10/8/88	at Hawaii	John Harvey 20-121-0	Pat Hegarty 19-27-1-3-287	Reggie Barrett 9-177-1	Lance Brownlee 6-259 (43.2)	None	Ken Sale 14
10/15/88	Colorado State	John Harvey 18-69-1	Pat Hegarty 18-32-1-2-247	Reggie Barrett 4-65-1	Lance Brownlee 2-86 (43.0)	Chris Jacke (47,48,26,27)	Creg Evans 11
10/22/88	at New Mexico	Willie Fuller 10-120-0	Pat Hegarty 15-25-0-3-235	Reggie Barrett 6-89-1	Lance Brownlee 4-140 (35.0)	Chris Jacke (51,47,51)	Two with 6
10/29/88	at New Mexico State	Scotter Menifee 11-59-0	Pat Hegarty 16-26-3-2-182	Arnie Adkison 6-68-1	Lance Brownlee 5-188 (37.6)	None	Doug Morgan 10
11/5/88	at Wyoming	Scotter Menifee 9-50-0	Pat Hegarty 7-25-0-0-66	Reggie Barrett 2-25-0	Lance Brownlee 8-337 (42.1)	Chris Jacke (42,44)	Ken Sale 11
11/12/88	San Diego State	Willie Fuller 8-85-2	Pat Hegarty 15-24-0-1-244	Ricki Lopez 5-82-1	Lance Brownlee 2-103 (51.5)	Chris Jacke (46,40,51)	Ken Sale 12
11/19/88	Air Force	John Harvey 14-94-2	Pat Hegarty 13-22-1-0-203	Willie Fuller 3-58-0	Lance Brownlee 3-147 (49.0)	Chris Jacke (29,52,27)	Doug Morgan 11
12/23/88	vs. Southern Miss	Willie Fuller 9-31-0	Pat Hegarty 14-27-0-1-203	Reggie Barrett 9-119-1	Lance Brownlee 6-235 (39.2)	Chris Jacke (37)	Two with 8
1989							
9/2/89	Tulsa	Creg Evans 7-28-0	Howard Gasser 22-37-2-1-237	Clarence Seay 4-61-1	Lance Brownlee 6-218 (36.3)	None	Troy Reffett 15
9/9/89	Lamar	Scotter Menifee 23-103-2	Howard Gasser 25-34-1-0-273	Scotter Menifee 8-79-0	Lance Brownlee 6-231 (38.5)	Dominick Cefalone (40,21)	Troy Reffett 12
9/16/89	at New Mexico State	Scotter Menifee 24-103-0	Howard Gasser 9-27-3-1-121	Reggie Barrett 4-64-1	Lance Brownlee 7-269 (35.4)	Dominick Cefalone (35)	Ken Sale 9
9/23/89	at Air Force	Creg Evans 5-11-0	Howard Gasser 23-44-1-3-384	Reggie Barrett 9-163-2	Lance Brownlee 4-160 (40.0)	None	Ken Sale 12
9/30/89	at Arkansas	Scotter Menifee 9-26-0	Howard Gasser 12-29-2-0-145	Reggie Barrett 6-83-0	Lance Brownlee 10-378 (37.8)	None	Ken Sale 9
10/7/89	Utah	Creg Evans 14-117-0	Howard Gasser 22-42-1-5-388	Reggie Barrett 5-117-3	Lance Brownlee 7-277 (39.6)	None	Two with 11
10/14/89	New Mexico	Scotter Menifee 16-142-0	Howard Gasser 11-21-1-1-205	Reggie Barrett 6-132-1	Lance Brownlee 6-203 (33.8)	Dominick Cefalone (45,30,35)	Two with 11
10/21/89	at Utah	Creg Evans 21-85-0	Howard Gasser 27-50-4-2-301	Larry Sims 6-62-1	Lance Brownlee 4-201 (50.3)	Dominick Cefalone (24)	Troy Reffett 10
10/28/89	San Diego State	Larry Sims 8-39-1	Howard Gasser 16-37-3-2-257	Reggie Barrett 6-140-2	Lance Brownlee 4-167 (41.8)	Dominick Cefalone (25)	P.T. Thomas 13
11/4/89	at Hawaii	Scotter Menifee 10-36-0	Howard Gasser 11-19-1-1-172	Reggie Barrett 3-108-1	Lance Brownlee 6-246 (41.0)	None	Pete Shufelt 11
11/11/89	Colorado State	James Washington 6-35-0	Howard Gasser 11-19-0-0-103	Reggie Barrett 5-57-0	Lance Brownlee 10-399 (39.9)	None	Ken Sale 11
11/18/89	at Wyoming	Creg Evans 14-77-0	Tres Sullivan 15-32-0-0-218	Reggie Barrett 7-104-0	Lance Brownlee 8-353 (44.1)	Dominick Cefalone (47)	O.T. Thomas 8
1990							
9/1/90	BYU	Kevin Bogan 18-65-0	Mike Perez 17-34-1-0-235	Reggie Barrett 8-165-0	Lance Brownlee 8-353 (44.1)	Jason Gillespie (44)	Barron Wortham 15
9/8/90	New Mexico State	Kevin Bogan 27-123-1	Mike Perez 13-27-1-2-149	Ricki Lopez 3-43-1	Lance Brownlee 6-196 (32.7)	None	Pete Shufelt 15
9/15/90	at Tennessee	Kevin Bogan 15-36-0	Mike Perez 12-26-1-0-103	Ansel Littlejohn 2-36-0	Lance Brownlee 9-395 (43.9)	None	Pete Shufelt 13
9/22/90	at Colorado State	Mike Perez 14-67-0	Mike Perez 11-24-2-0-127	Reggie Barrett 3-43-0	Lance Brownlee 6-220 (36.7)	None	Barron Wortham 14
9/29/90	Sam Houston State	Kenny Brown 10-39-0	Mike Perez 10-19-0-2-172	Reggie Barrett 4-75-1	Lance Brownlee 6-242 (40.3)	Jason Gillespie (42)	O.T. Thomas 12
10/6/90	at New Mexico	Kenny Brown 8-64-0	Mike Perez 8-19-1-0-92	Ricki Lopez 4-54-0	Lance Brownlee 6-248 (41.3)	None	Pete Shufelt 12
10/13/90	Hawaii	Kevin Bogan 20-93-0	Mike Perez 14-24-0-0-123	Glenn Bishop 3-38-0	Lance Brownlee 4-156 (39.0)	Jason Gillespie (20,33,28,20)	Pete Shufelt 19
10/20/90	at Utah	Kevin Bogan 21-71-0	Mike Perez 14-33-3-1-208	Glenn Bishop 5-141-2	Lance Brownlee 2-85 (43.0)	Jason Gillespie (44,50,35)	Barron Wortham 17
10/27/90	Wyoming	Kevin Bogan 12-50-0	Mike Perez 20-38-0-1-203	Reggie Barrett 6-114-1	Lance Brownlee 7-239 (34.1)	Jason Gillespie (23)	Anthony Hooks 13
11/17/90	Air Force	Patrick Bailey 14-38-0	Howard Gasser 32-48-0-1-364	Reggie Barrett 7-145-0	Lance Brownlee 7-306 (43.7)	None	Two with 11
11/24/90	at San Diego State	Patrick Bailey 11-12-1	Howard Gasser 24-44-2-2-299	Reggie Barrett 8-117-0	Lance Brownlee 6-225 (37.5)	Jason Gillespie (31)	Barron Wortham 14
1991							
8/31/91	New Mexico	Patrick Bailey 23-115-2	Mike Perez 11-20-0-1-140	Glenn Bishop 2-48-0	Ed Bunn 7-321 (45.9)	Jason Gillespie (42)	O.J. Thomas 6
9/7/91	at Baylor	Kenny Brown 9-57-0	Shawn Gray 2-3-1-1-38	Kevin Caldwell 3-42-1	Ed Bunn 8-299 (37.3)	None	Barron Wortham 9
9/14/91	at New Mexico State	David Miles 21-87-0	Mike Perez 14-24-0-2-210	Kevin Caldwell 4-81-1	Ed Bunn 5-223 (44.6)	Jason Gillespie (27)	Barron Wortham 10
9/21/91	Northwestern State	Shawn Gray 10-49-0	Mike Perez 4-11-1-0-44	Kevin Caldwell 2-32-0	Ed Bunn 5-212 (42.4)	None	Barron Wortham 16
9/28/91	at Wyoming	David Miles 11-61-0	Mike Perez 10-20-0-2-144	Glenn Bishop 7-146-2	Ed Bunn 6-284 (47.3)	Jason Gillespie (30,26)	Pete Shufelt 10
10/19/91	at BYU	Patrick Bailey 12-64-1	Mike Perez 12-35-1-2-241	Glenn Bishop 6-114-1	Ed Bunn 8-354 (44.3)	Jason Gillespie (51)	Pat Cannon 12
10/26/91	Colorado State	Shawn Gray 12-74-0	Mike Perez 6-12-1-0-63	Glenn Bishop 2-31-0	Ed Bunn 4-160 (40.0)	Jason Gillespie (52,39,37,49)	Barron Wortham 20
10/29/91	San Diego State	Patrick Bailey 9-58-0	Mike Perez 12-23-0-2-173	Glenn Bishop 4-66-1	Ed Bunn 4-152 (38.0)	None	Barron Wortham 18
10/26/91	at Air Force	Kevin Bogan 8-48-0	Mike Perez 15-28-0-0-181	Glenn Bishop 5-80-0	Ed Bunn 3-118 (39.3)	Jason Gillespie (37,53)	Barron Wortham 21
11/9/91	at Hawaii	Patrick Bailey 12-49-0	Mike Perez 16-24-0-1-290	Ansel Littlejohn 4-129-0	Ed Bunn 4-166 (41.5)	Jason Gillespie (34,22)	Gonzalo Floyd 11
11/16/91	Utah	Kenny Brown 8-72-0	Mike Perez 13-27-3-0-218	Glenn Bishop 3-74-0	Ed Bunn 3-110 (36.7)	None	Barron Wortham 15
11/23/91	Louisiana Tech	Patrick Bailey 6-38-0	Mike Perez 13-28-0-0-180	Chris Brasfield 2-54-0	Ed Bunn 6-276 (46.0)	Jason Gillespie (33)	Barron Wortham 16

GAME-BY-GAME LEADERS CONT.

Date	Opponent	Rushing	Passing	Receiving	Punting	Field Goals	Tackles
1992							
9/5/92	BYU	Ivory Durio 10-60-0	Shawn Gray 14-18-1-0-174	J.J. Rowlett 8-108-0	Ed Bunn 3-181 (60.3)	None	Barron Wortham 13
9/12/92	at UNLV	Raymond Lindholm 8-46-0	Mike Perez 7-20-1-0-67	David Miles 1-28-0	Ed Bunn 6-287 (47.8)	Marshall Young (21)	Barron Wortham 8
9/19/92	New Mexico State	Ivory Durio 10-55-0	Mike Perez 11-22-1-1-168	J.J. Rowlett 2-78-1	Ed Bunn 4-216 (54.0)	Marshall Young (35)	Greg Shead 11
10/3/92	Air Force	Shawn Gray 19-72-2	Shawn Gray 16-33-1-0-170	Derrick Brown 6-70-0	Ed Bunn 4-207 (51.8)	None	Barron Wortham 8
10/10/92	at Colorado State	Shawn Gray 10-78-1	Shawn Gray 10-22-0-0-177	J.J. Rowlett 4-94-0	Ed Bunn 2-98 (49.0)	Marshall Young (24)	Barron Wortham 12
10/17/92	at San Diego State	Shawn Gray 18-65-0	Shawn Gray 12-31-2-1-166	Derrick Brown 5-95-1	Ed Bunn 6-249 (41.5)	Marshall Young (47,46)	Barron Wortham 8
10/24/92	Utah	Jesse Villareal 2-80-0	Shawn Gray 4-15-1-0-121	David Miles 1-52-0	Ed Bunn 7-308 (44.0)	Marshall Young (33,36)	Barron Wortham 15
10/31/92	Hawaii	John Haqq 4-30-0	Mike Perez 9-18-0-0-105	Derrick Brown 4-57-0	Ed Bunn 4-201 (50.3)	None	Barron Wortham 19
11/7/92	Tulsa	David Miles 15-92-0	Shawn Gray 9-15-1-0-127	Derrick Brown 3-66-0	Ed Bunn 3-137 (45.7)	Marshall Young (26)	Barron Wortham 16
11/14/92	at New Mexico	David Miles 15-68-1	Shawn Gray 4-12-0-0-55	Omar Durham 2-25-0	Marshall Young 5-182 (36.4)	None	Barron Wortham 11
11/28/92	Fresno State	Shawn Gray 10-71-0	Shawn Gray 19-31-2-0-218	Omar Durham 5-72-0	Marshall Young 5-171 (34.2)	None	Barron Wortham 9
1993							
9/4/93	at Arizona	Kaio Aumua 6-25-0	Shawn Gray 12-30-2-0-123	J.J. Rowlett 6-112-0	Bubba Moore 8-284 (35.5)	Marshall Young (48,45)	Barron Wortham 12
9/11/93	UNLV	Kaio Aumua 12-100-1	Shawn Gray 5-15-1-0-85	Derrick Brown 1-27-0	Bubba Moore 4-154 (38.5)	Marshall Young (24,41)	Barron Wortham 18
9/18/93	at New Mexico State	Kaio Aumua 6-38-0	Mike Perez 11-16-1-2-179	J.J. Rowlett 8-118-0	Bubba Moore 7-219 (31.3)	None	Barron Wortham 13
9/25/93	at Hawaii	Ray Williams 8-29-0	Mike Perez 11-22-2-0-76	Derrick Brown 4-40-0	Marshall Young 5-183 (36.6)	None	Gonzalo Floyd 10
10/2/93	at North Carolina	Corey Tucker 11-69-1	Corey Tucker 7-13-0-1-93	Derrick Brown 2-72-1	Marshall Young 1-43 (43.0)	Marshall Young (33)	Micheal Comer 15
10/9/93	Wyoming	Ivory Durio 7-102-0	Corey Tucker 6-17-1-1-140	Alvin Black 3-68-1	Marshall Young 5-207 (41.4)	None	Steve Thompson 14
10/16/93	Utah	Ivory Durio 7-56-1	Corey Tucker 9-23-0-1-176	J.J. Rowlett 5-104-1	Marshall Young 6-240 (40.0)	None	Barron Wortham 15
10/30/93	at Air Force	Kaio Aumua 6-33-0	Shawn Gray 5-6-0-1-86	J.J. Rowlett 4-81-1	Marshall Young 6-259 (43.2)	Marshall Young (46)	Barron Wortham 17
11/6/93	at Fresno State	Kaio Aumua 22-100-0	Corey Tucker 7-15-1-1-88	John Haqq 3-44-1	Marshall Young 3-126(42.0)	Marshall Young (49)	Micheal Comer 8
11/13/93	Colorado State	Ivory Durio 12-71-0	Corey Tucker 12-24-2-0-149	Derrick Brown 4-70-0	Marshall Young 5-184 (36.8)	None	Barron Wortham 16
11/20/93	New Mexico	Kaio Aumua 24-136-2	Mike Perez 3-5-0-0-49	Derrick Brown 1-36-0	Marshall Young 4-148 (37.0)	Marshall Young (32,26,23)	Barron Wortham 12
11/27/93	at Utah	Ivory Durio 12-66-1	Corey Tucker 9-15-0-0-80	Alvin Black 2-50-0	Marshall Young 6-209 (34.8)	Marshall Young (28)	Barron Wortham 14
1994							
9/3/94	at Wyoming	Toraino Singleton 9-107-1	Shawn Gray 8-26-0-0-114	J.J. Rowlett 5-92-0	Marshall Young 10-368 (36.8)	None	Brian Vellmure 14
9/10/94	Eastern Illinois	Toraino Singleton 38-153-1	Shawn Gray 8-14-1-1-144	J.J. Rowlett 3-55-1	Marshall Young 3-137 (45.7)	Marshall Young (53,42)	Best Ihegborow 19
9/17/94	New Mexico State	Toraino Singleton 36-143-2	Shawn Gray 6-11-0-1-62	Terrance Johnson 3-27-1	Marshall Young 6-204 (34.0)	Marshall Young (46)	Larry Burton 13
9/24/94	vs. Air Force	Toraino Singleton 12-36-0	Shawn Gray 12-28-2-0-139	J.J. Rowlett 4-70-0	Marshall Young 9-317 (35.2)	None	Bruce Jackson 10
10/1/94	Hawaii	Toraino Singleton 34-170-1	Shawn Gray 6-18-0-2-174	Alvin Black 4-156-2	Marshall Young 3-154 (51.3)	Marshall Young (37,29)	Brian Vellmure 10
10/8/94	at Tulsa	Toraino Singleton 36-146-3	Shawn Gray 14-26-0-1-205	Alvin Black 6-100-0	Marshall Young 7-301 (43.0)	Marshall Young (33)	Micheal Comer 13
10/15/94	at Colorado State	Toraino Singleton 21-27-0	Shawn Gray 11-30-1-0-116	J.J. Rowlett 2-28-0	Marshall Young 10-369 (36.9)	Marshall Young (40)	Micheal Comer 12
10/22/94	BYU	Toraino Singleton 26-77-0	Shawn Gray 10-23-1-3-227	J.J. Rowlett 6-170-1	Marshall Young 6-233 (38.8)	None	David Terrell 16
10/29/94	at Utah	Toraino Singleton 18-57-0	Shawn Gray 16-35-3-1-184	J.J. Rowlett 6-102-1	Marshall Young 5-236 (47.8)	None	Two with 12
11/12/94	Fresno State	Toraino Singleton 25-144-1	Shawn Gray 10-28-2-1-208	Alvin Black 2-96-1	Marshall Young 5-226 (45.2)	Marshall Young (33,30,44)	Micheal Comer 12
11/19/94	at New Mexico	Toraino Singleton 37-217-2	Shawn Gray 9-21-1-0-89	J.J. Rowlett 5-46-0	Marshall Young 2-84 (42.0)	None	David Terrell 12
1995							
9/2/95	at New Mexico State	Toraino Singleton 17-70-0	Leonard Lilja 12-21-1-1-147	Jason Blair 2-44-0	Jon Olsen 4-150 (37.5)	Marshall Young (38)	Micheal Comer 13
9/9/95	at Arizona State	Toraino Singleton 22-113-2	John Rayborn 9-25-1-1-78	Cedric Johnson 5-67-1	Jon Olsen 9-376 (41.8)	None	Micheal Comer 16
9/16/95	Valdosta State	Toraino Singleton 37-237-2	John Rayborn 11-23-1-0-167	Toraino Singleton 4-64-0	Jon Olsen 4-185 (46.3)	Marshall Young (28,45)	Micheal Comer 10
9/23/95	at Hawaii	Toraino Singleton 27-166-2	John Rayborn 9-19-0-1-80	Alvin Black 5-43-0	Jon Olsen 6-244 (40.7)	None	Micheal Comer 17
9/30/95	Utah	Toraino Singleton 12-43-0	John Rayborn 8-17-0-1-82	Cedric Johnson 2-86-1	Jon Olsen 8-321 (40.1)	None	Micheal Comer 18
10/7/95	at Air Force	Toraino Singleton 17-131-0	John Rayborn 20-30-0-5-288	Lawrence Brown 4-88-1	Jon Olsen 2-83 (41.5)	Marshall Young (19)	David Terrell 12
10/14/95	Tulsa	Toraino Singleton 27-100-1	John Rayborn 9-21-2-1-101	Alvin Black 7-56-0	Jon Olsen 5-189 (37.8)	None	Micheal Comer 12
10/28/95	San Diego State	Toraino Singleton 17-61-0	John Rayborn 25-38-3-2-272	Jimmy Carpenter 7-116-0	Jon Olsen 5-186 (37.2)	None	Aaron Plante 15
11/4/95	at Fresno State	Toraino Singleton 16-79-0	John Rayborn 18-42-1-1-219	Cedric Johnson 6-88-1	Jon Olsen 8-322 (40.3)	None	Ray Baillie 15
11/11/95	at Colorado State	Toraino Singleton 17-83-0	John Rayborn 9-18-2-1-97	Cedric Johnson 1-42-1	Jon Olsen 7-312 (44.6)	Marshall Young (44)	Jason Dixon 10
11/18/95	New Mexico	Toraino Singleton 37-199-1	John Rayborn 12-19-0-1-166	Jason Blair 6-95-1	Jon Olsen 4-110 (27.5)	Marshall Young (41)	Micheal Comer 11
11/25/95	Wyoming	Toraino Singleton 22-76-0	John Rayborn 16-25-1-0-190	Cedric Johnson 4-97-0	Jon Olsen 6-211 (35.2)	None	Micheal Comer 14
1996							
8/31/96	at Arizona	Matt Hickl 2-21-0	Leonard Lilja 8-20-2-0-95	Cedric Johnson 7-80-0	Jon Olsen 9-328 (36.4)	Jon Olsen (49)	Two with 10
9/14/96	New Mexico State	Joseph Polk 33-148-0	Leonard Lilja 6-9-0-2-73	Jimmy Carpenter 3-56-2	Jon Olsen 4-159 (39.8)	None	Micheal Comer 11
9/21/96	at San Jose State	Joseph Polk 25-85-1	Leonard Lilja 14-33-3-1-226	Cedric Johnson 7-116-1	Jon Olsen 6-218 (36.3)	Jon Olsen (32)	David Terrell 9
9/28/96	at N. Illinois	Joseph Polk 26-96-0	Matt Hickl 11-13-0-1-106	Joseph Polk 2-43-1	Jon Olsen 4-154 (38.5)	Jon Olsen (28,42,30)	Joe Riccillo 9
10/5/96	Utah	Joseph Polk 19-104-0	Matt Hickl 10-26-1-1-124	Cedric Johnson 3-56-0	Jon Olsen 7-304 (43.4)	Jon Olsen (33,37)	Micheal Comer 16
10/12/96	at TCU	Matt Hickl 10-31-0	Matt Hickl 10-17-2-0-44	Cedric Johnson 8-35-0	Jon Olsen 7-295 (42.1)	None	Micheal Comer 15
10/26/96	Rice	Joseph Polk 10-29-0	Leonard Lilja 21-42-1-3-225	Cedric Johnson 7-91-3	Jon Olsen 8-307 (38.4)	None	Joe Riccillo 12
11/2/96	at BYU	Elzie Johnson 19-88-0	Leonard Lilja 31-16-2-1-175	Cedric Johnson 6-78-0	Jon Olsen 7-256 (36.6)	Jon Olsen (21)	Joe Riccillo 9
11/9/96	SMU	Elzie Johnson 22-92-0	Joe Chaney 6-10-0-0-72	Jermaine Brown 2-48-0	Jon Olsen 6-225 (37.5)	None	Micheal Comer 14
11/16/96	Tulsa	Elzie Johnson 25-203-0	Leonard Lilja 9-25-0-2-152	Cedric Johnson 5-81-1	Jon Olsen 5-183 (36.6)	None	Joe Riccillo 17
11/23/96	at New Mexico	Joseph Polk 9-39-0	Leonard Lilja 20-39-1-0-142	Jason Blair 6-69-0	Jon Olsen 8-334 (41.8)	Jon Olsen (34)	Joe Riccillo 9
1997							
9/6/97	at LSU	Paul Smith 7-53-0	John Rayborn 8-21-2-0-68	Clifford Johnston 4-34-0	Matt Finley 7-252 (36.0)	Ricky Bishop (42)	Three with 7
9/13/97	New Mexico	Joseph Polk 6-18-0	John Rayborn 8-22-2-2-188	Jimmy Carpenter 6-148-1	Matt Finley 6-210 (35.0)	None	H. Muagututia 16
9/20/97	at Utah	Joseph Polk 15-71-0	Craig Strickland 6-17-0-0-81	Jimmy Carpenter 4-63-0	Matt Finley 3-128 (42.7)	Ricky Bishop (33)	H. Muagututia 15
9/27/97	New Mexico State	Joseph Polk 30-115-2	Craig Strickland 11-22-0-0-128	Jimmy Carpenter 4-56-1	Matt Finley 3-129 (43.0)	Ricky Bishop (27)	Derek Wright 9
10/4/97	at Clemson	Elzie Johnson 11-65-1	Craig Strickland 8-28-0-0-122	Jimmy Carpenter 3-57-0	Matt Finley 7-316 (45.1)	None	H. Muagututia 13
10/11/97	at Tulsa	Joseph Polk 16-125-1	John Rayborn 10-7-1-1-162	Jimmy Carpenter 5-115-1	Matt Finley 3-153 (51.0)	Ola Kimrin (21,23)	Matt Kennedy 12
10/18/97	San Jose State	Paul Smith 19-112-1	John Rayborn 11-28-2-0-116	Jimmy Carpenter 5-62-0	Matt Finley 9-386 (42.9)	None	Jason Smith 10
11/1/97	BYU	Paul Smith 15-48-0	John Rayborn 5-6-0-0-57	Jimmy Carpenter 3-47-0	Matt Finley 8-313 (39.1)	None	Dale Kirry 7
11/8/97	at SMU	Elzie Johnson 13-45-0	Rocky Perez 22-34-1-2-257	Allan Ray 6-119-1	Matt Finley 2-71 (35.5)	None	Two with 10
11/15/97	TCU	Joseph Polk 24-77-0	Rocky Perez 8-24-2-0-92	Jimmy Carpenter 4-59-0	Matt Finley 9-312 (34.7)	Ola Kimrin (27)	Two with 11
11/22/97	at Rice	Elzie Johnson 11-46-0	Rocky Perez 20-37-0-0-278	Jimmy Carpenter 7-85-0	Matt Finley 5-184 (36.8)	Ola Kimrin (32,22)	H. Muagututia 12

Date	Opponent	Rushing	Passing	Receiving	Punting	Field Goals	Tackles
1998							
9/5/98	at Texas Tech	Elzie Johnson 18-98-0	John Rayborn 11-24-2-0-180	Paul Smith 2-75-0	Matt Finley 7-287 (41.0)	Ricky Bishop (42)	Dale Kirry 14
9/12/98	Oregon	Paul Smith 19-155-1	John Rayborn 13-27-0-2-126	Jimmy Carpenter 2-65-0	Matt Finley 6-264 (44.0)	Ricky Bishop (42)	Robert Weathers 12
9/26/98	at New Mexico State	Paul Smith 24-184-0	John Rayborn 7-16-1-1-52	Elzie Johnson 3-28-1	Matt Finley 2-94 (47.0)	Ricky Bishop (23)	Dale Kirry 16
10/3/98	Colorado State	Paul Smith 19-52-0	John Rayborn 23-30-0-1-288	Jimmy Carpenter 10-97-0	Matt Finley 3-123 (41.0)	Ricky Bishop (45)	A.J. Sheppard 13
10/10/98	at New Mexico	Rocky Perez 5-61-0	Rocky Perez 14-21-1-1-176	Elzie Johnson 7-81-0	Matt Finley 3-127 (42.3)	Ricky Bishop (41,48,22)	Robert Weathers 11
10/17/98	at San Jose State	Joseph Polk 25-156-1	Rocky Perez 10-22-0-0-91	Keonta Golson 4-38-0	Matt Finley 7-278 (39.7)	Ricky Bishop (30,37)	Dale Kirry 8
10/24/98	at Fresno State	Paul Smith 20-70-0	Rocky Perez 8-18-0-0-94	Two with 37 yards	Matt Finley 10-405 (40.5)	Ricky Bishop (40,36)	Brian Young 10
10/31/98	Hawaii	Joseph Polk 31-168-2	Rocky Perez 6-15-0-0-96	Jimmy Carpenter 4-79-0	Matt Finley 5-134 (26.8)	Ricky Bishop (22)	Eric Wells 14
11/7/98	at Utah	Joseph Polk 21-43-1	John Rayborn 20-42-1-2-346	Keonta Golson 3-137-1	Matt Finley 8-316 (39.5)	Ricky Bishop (32,37)	Dale Kirry 10
11/14/98	BYU	Paul Smith 9-42-1	John Rayborn 12-21-0-1-198	Keonta Golson 3-107-1	Matt Finley 5-167 (33.4)	None	Robert Weathers 18
11/21/98	at San Diego State	Joseph Polk 21-116-1	John Rayborn 31-46-0-3-281	Jimmy Carpenter 11-131-1	Matt Finley 4-146 (36.5)	Ricky Bishop (23)	Dale Kirry 11
1999							
9/4/99	New Mexico	Paul Smith 32-138-0	Rocky Perez 15-20-1-0-152	Lee Mays 4-47-0	Glen Beard 5-227 (45.4)	Ricky Bishop (24,41)	Rob Weathers 12
9/11/99	at Oregon	Paul Smith 14-106-2	Rocky Perez 10-17-1-1-150	Lee Mays 7-164-1	Glen Beard 4-152 (38.0)	Ricky Bishop (49)	Derek Walker 13
9/18/99	at Kansas State	Paul Smith 18-57-0	Jay Stuckey 9-23-1-1-86	Brian Natkin 8-70-1	Glen Beard 11-399 (36.3)	None	Ricky Bishop 12
9/25/99	New Mexico State	Paul Smith 32-187-3	Jay Stuckey 7-9-1-3-178	Lee Mays 3-104-2	Glen Beard 4-163 (40.8)	Ricky Bishop (31,20)	Trey Merkens 11
10/2/99	at Hawaii	Paul Smith 16-67-0	Jay Stuckey 6-13-3-0-60	Allan Ray 1-35-0	Glen Beard 8-323 (40.4)	Ricky Bishop (37)	Two with 9
10/9/99	SMU	Paul Smith 23-141-3	Jay Stuckey 12-13-0-2-182	Lee Mays 7-72-1	Glen Beard 6-252 (42.0)	None	Rob Weathers 10
10/16/99	at Arizona	Paul Smith 20-63-0	Rocky Perez 17-23-0-2-233	Lee Mays 9-127-2	Glen Beard 5-196 (39.2)	None	A.J. Sheppard 10
10/23/99	at Fresno State	Paul Smith 38-115-1	Jay Stuckey 23-34-0-1-269	Lee Mays 6-95-0	Glen Beard 6-225 (37.5)	Ricky Bishop (23,31,18)	Rob Weathers 8
10/30/99	San Jose State	Paul Smith 28-188-1	Jay Stuckey 19-28-0-3-215	James Thompson 3-55-0	Glen Beard 6-207 (34.5)	None	Trey Merkens 7
11/6/99	Tulsa	Paul Smith 18-108-0	Rocky Perez 11-21-2-0-158	Allan Ray 2-107-1	Glen Beard 1-55 (55.0)	None	Derek Walker 11
11/13/99	at Rice	Paul Smith 20-75-2	Jay Stuckey 26-33-1-2-317	Brian Natkin 7-92-0	Glen Beard 2-84 (42.0)	Ricky Bishop (44)	A.J. Sheppard 11
11/20/99	at TCU	Elzie Johnson 5-16-0	Jay Stuckey 19-27-2-1-296	James Thompson 4-82-1	Glen Beard 4-180 (45.0)	Ricky Bishop (25)	Camar Jackson 12
2000							
9/2/00	at Oklahoma	Chris Porter 11-79-1	Rocky Perez 18-37--2-1-197	Allan Ray 4-65-0	Glen Beard 7-295 (42.1)	Ricky Bishop (40)	Trey Merkens 8
9/9/00	SMU	Rovann Cleveland 10-105-1	Rocky Perez 13-19-0-3-206	Lee Mays 6-143-2	Glen Beard 4-180 (45.0)	Ricky Bishop (38,41,18)	D.J. Walker 9
9/16/00	at Texas A&M	Sherman Austin 12-29-0	Rocky Perez 18-28-0-2-203	Brian Natkin 6-90-0	Glen Beard 4-152 (38.0)	Ricky Bishop (37)	Trey Merkens 9
9/23/00	Hawaii	Chris Porter 10-51-0	Rocky Perez 18-31-1-4-265	Lee Mays 4-109-2	Glen Beard 3-143 (47.7)	Ricky Bishop (25,23,25)	Derek Walker 7
9/30/00	New Mexico State	Chris Porter 11-97-1	Rocky Perez 16-28-0-2-237	Lee Mays 7-150-2	Glen Beard 4-168 (42.0)	Ricky Bishop (48,27)	Camar Jackson 12
10/7/00	at Tulsa	Sherman Austin 12-131-1	Rocky Perez 16-21-0-3-201	Brian Natkin 4-75-0	Glen Beard 5-194 (38.8)	Ricky Bishop (23,25)	Trey Merkens 8
10/14/00	at San Jose State	Chris Porter 17-79-1	Rocky Perez 20-35-1-3-280	Lee Mays 6-104-1	Glen Beard 5-188 (37.6)	None	D.J. Walker 10
10/21/00	Fresno State	Sherman Austin 14-75-0	Rocky Perez 20-29-1-1-212	Brian Natkin 6-88-0	Glen Beard 7-347 (49.6)	None	Trey Merkens 9
11/4/00	at Nevada	Chris Porter 22-118-0	Rocky Perez 20-35-0-2-323	Lee Mays 9-156-1	Glen Beard 5-169 (33.8)	Ricky Bishop (35)	Trey Merkens 10
11/11/00	Rice	Chris Porter 14-50-1	Rocky Perez 20-29-0-3-320	Lee Mays 5-111-3	Glen Beard 5-203 (40.6)	Ricky Bishop (42)	Trey Merkens 11
11/18/00	at TCU	Sherman Austin 5-26-0	Rocky Perez 21-46-1-2-217	Allan Ray 6-62-1	Glen Beard 5-190 (38.0)	None	Trey Merkens 11
12/28/00	at Boise State	Chris Porter 26-134-1	Rocky Perez 17-38-1-1-201	Lee Mays 7-91-0	Glen Beard 5-244 (48.8)	Ricky Bishop (28,43,47)	Two with 7
2001							
9/1/01	at New Mexico	Chris Porter 10-15-0	Wesley Phillips 18-30-1-1-211	Lee Mays 6-83-0	Bryce Benekos 7-268 (38.3)	None	Robert Rodriguez 7
9/8/01	Texas Southern	Sherman Austin 13-91-3	Wesley Phillips 8-20-1-2-112	Lee Mays 3-59-1	Bryce Benekos 5-170 (34.0)	Keith Robinson (22)	Matt Elwood 5
9/22/01	at Boise State	Chris Porter 23-139-0	Wesley Phillips 16-28-2-2-153	Lee Mays 4-40-0	Bryce Benekos 5-181 (36.2)	Keith Robinson (27)	Robert Rodriguez 13
9/29/01	Tulsa	Sherman Austin 31-129-1	Wesley Phillips 20-30-0-0-249	Lee Mays 7-91-0	Bryce Benekos 4-159 (39.8)	Keith Robinson (27,22)	Tim Woodard 6
10/6/01	at Alabama	Jon Schaper 5-70-1	Wesley Phillips 5-14-0-1-60	Terrance Minor 2-33-0	Bryce Benekos 7-215 (30.7)	None	D.J. Walker 11
10/13/01	at Hawaii	Sherman Austin 19-99-0	Jon Schaper 8-20-0-1-67	Lee Mays 3-32-0	Keith Robinson 6-209 (34.8)	None	Two with 7
10/20/01	San Jose State	Sherman Austin 14-50-0	Wesley Phillips 21-35-3-0-358	Lee Mays 7-184-0	Bryce Benekos 5-182 (36.4)	None	Camar Jackson 12
10/27/01	at SMU	Chris Porter 4-28-0	Wesley Phillips 9-14-0-0-89	Lee Mays 5-82-0	Bryce Benekos 9-304 (33.8)	None	Robert Rodriguez 15
11/10/01	Louisiana Tech	Chris Porter 15-76-3	Wesley Phillips 11-17-0-1-144	Lee Mays 7-57-0	Bryce Benekos 3-98 (32.7)	None	Robert Rodriguez 14
11/17/01	at Rice	Howard Jackson 9-96-1	Wesley Phillips 16-33-1-2-227	Will Smith 4-81-0	Keith Robinson 4-148 (37.0)	Keith Robinson (39)	Robert Rodriguez 16
11/24/01	Nevada	Howard Jackson 20-103-1	Wesley Phillips 17-25-3-2-217	Will Smith 6-88-0	Keith Robinson 4-150 (37.5)	Keith Robinson (24)	D.J. Walker 12
2002							
8/31/02	Sacramento State	Howard Jackson 21-157-4	Jon Schaper 14-28-1-2-134	Terrance Minor 5-53-2	Bryce Benekos 6-239 (39.8)	None	Two with 10
9/7/02	at Kentucky	Matt Austin 14-112-0	Jon Schaper 10-24-0-1-118	Terrance Minor 3-69-1	Bryce Benekos 6-233 (38.8)	Keith Robinson (40)	Two with 8
9/14/02	at Oklahoma	Matt Austin 10-37-0	Jon Schaper 9-29-2-0-116	Terrance Minor 4-66-0	Bryce Benekos 10-377 (37.7)	None	D.J. Walker 8
9/21/02	Hawaii	Howard Jackson 31-94-0	Jon Schaper 10-33-3-0-129	Dirk Dillard 2-33-0	Bryce Benekos 6-222 (37.0)	Keith Robinson (25,32)	Tim Woodard 10
9/28/02	at San Jose State	Howard Jackson 16-80-1	Orlando Cruz 6-23-3-1-147	Terrance Minor 5-115-1	Bryce Benekos 4-167 (41.8)	Keith Robinson (45)	D.J. Walker 13
10/5/02	at New Mexico State	Howard Jackson 15-46-0	Orlando Cruz 15-19-1-1-196	Terrance Minor 6-77-1	Bryce Benekos 5-233 (46.6)	None	Two with 11
10/19/02	Rice	Howard Jackson 18-166-1	Omar Duarte 11-25-0-2-128	Chris Francies 6-104-0	Bryce Benekos 3-106 (35.3)	Keith Robinson (59)	Two with 14
10/26/02	at Tulsa	Howard Jackson 16-69-0	Omar Duarte 12-27-3-0-94	Dirk Dillard 3-29-0	Bryce Benekos 3-107 (35.7)	None	Bubba Wiseman 8
11/2/02	Boise State	Sherman Austin 28-111-0	Phillip Moss 3-13-2-0-25	Justin Hunt 2-15-0	Bryce Benekos 5-191 (38.2)	Keith Robinson (25)	Two with 10
11/9/02	at Nevada	Jimmy Smith 14-60-0	Omar Duarte 10-23-0-1-141	Will Smith 1-34-0	Bryce Benekos 9-421 (46.8)	Keith Robinson (54)	Tim Woodard 10
11/16/02	SMU	Sherman Austin 16-55-0	Omar Duarte 18-34-0-3-347	Terrance Minor 6-130-1	Bryce Benekos 8-363 (45.4)	None	Camar Jackson 14
11/23/02	at Louisiana Tech	Howard Jackson 13-70-1	Omar Duarte 24-40-0-0-248	Chris Francies 5-58-0	Bryce Benekos 5-196 (39.2)	Keith Robinson (48)	D.J. Walker 11
2003							
8/30/03	at Arizona	Matt Austin 8-38-0 Johnnie Lee Higgins 4-43-0	Orlando Cruz 13-25-1-0-121	Jonas Crafts 4-43-0 Chris Marrow 3-43-0	Bryce Benekos 9-338 (37.6)	None	Marshall Sanford 7
9/6/03	Cal Poly	Jimmy Smith 11-43-0	Jordan Palmer 6-12-1-1-91	Chris Francies 1-50-1	Bryce Benekos 6-241 (40.2)	None	Thomas Howard 10
9/13/03	San Diego State	Jordan Palmer 7-35-0	Orlando Cruz 11-28-2-0-75	Jonas Crafts 5-54-0	Bryce Benekos 8-344 (43.0)	None	Thomas Howard 9
9/20/03	at Louisville	Howard Jackson 12-118-0	Jordan Palmer 6-12-0-1-62	Jonas Crafts 3-42-0	Bryce Benekos 2-77 (38.5)	None	Robert Rodriguez 10
9/27/03	Sam Houston State	Howard Jackson 24-160-1	Jordan Palmer 13-23-2-2-170	Chris Marrow 4-73-2	Bryce Benekos 3-145 (48.3)	Reagan Schneider (27)	Four with 7
10/4/03	at SMU	Howard Jackson 17-99-0	Orlando Cruz 8-16-0-2-190	Howard Jackson 1-86-1	Bryce Benekos 6-268 (44.7)	None	Marshall Sanford 6
10/11/03	Louisiana Tech	Howard Jackson 14-141-2	Orlando Cruz 18-33-2-0-285	Johnnie Lee Higgins 5-126-0	Bryce Benekos 4-166 (41.5)	None	Thomas Howard 10
10/25/03	at Hawaii	Matt Austin 9-112-0	Jordan Palmer 12-28-1-0-154	Chris Marrow 4-58-0	Bryce Benekos 4-196 (49.0)	Keith Robinson (44,40,45)	Robert Rodriguez 7
11/1/03	Tulsa	Howard Jackson 18-119-1	Jordan Palmer 26-43-3-2-287	Chris Marrow 6-84-0	Bryce Benekos 7-338 (48.3)	None	Robert Rodriguez 16
11/8/03	San Jose State	Howard Jackson 17-144-1	Orlando Cruz 12-18-1-2-237	Chris Francies 4-77-0	Bryce Benekos 5-240 (48.0)	Keith Robinson (26,48)	Troy Collavo 7
11/15/03	at Boise State	Howard Jackson 20-47-1	Jordan Palmer 14-28-2-1-172	Johnnie Lee Higgins 3-67-0	Bryce Benekos 5-205 (41.0)	None	Robert Rodriguez 10
11/22/03	at Rice	Howard Jackson 19-80-0	Orlando Cruz 11-21-1-0-174	Howard Jackson 2-64-0	Bryce Benekos 5-250 (50.0)	None	Tim Woodard 11
11/29/03	Fresno State	Howard Jackson 20-66-0	Orlando Cruz 13-26-1-1-124	Casey Mauch 4-49-0	Bryce Benekos 6-277 (46.2)	Keith Robinson (29,32)	Joe Fleskoski 13

GAME-BY-GAME LEADERS CONT.

Date	Opponent	Rushing	Passing	Receiving	Punting	Field Goals	Tackles
2004							
9/2/04	at Arizona State	Howard Jackson 16-58-1	Jordan Palmer 21-44-4-0-196	Johnnie Lee Higgins 2-43-0	Bryce Benekos 9-398 (44.2)	Reagan Schneider (33)	Adrian Ward 10
9/11/04	Weber State	Howard Jackson 25-162-2	Jordan Palmer 18-28-0-0-223	Chris Marrow 7-116-0	Bryce Benekos 4-192 (48.0)	Reagan Schneider (37,40,52,38)	Robert Rodriguez 10
9/18/04	Boise State	Howard Jackson 20-62-1	Jordan Palmer 16-32-2-2-235	Chris Francies 5-94-0	Bryce Benekos 7-331 (47.3)	Reagan Schneider (46)	Robert Rodriguez 14
10/2/04	New Mexico State	Howard Jackson 15-158-1	Omar Duarte 10-13-0-3-146	Chris Marrow 2-44-0	Bryce Benekos 4-179 (44.8)	Reagan Schneider (47)	Godwin Akinduro 12
10/9/04	at Fresno State	Howard Jackson 21-54-0	Jordan Palmer 12-23-0-1-185	Johnnie Lee Higgins 1-91-1	Bryce Benekos 8-326 (40.8)	Reagan Schneider (33)	Robert Rodriguez 11
10/16/04	Hawaii	Howard Jackson 28-138-1	Jordan Palmer 28-44-4-5-317	Johnnie Lee Higgins 6-104-1	Bryce Benekos 5-215 (43.0)	Reagan Schneider (48)	Nate Draughon 8 Robert Rodriguez 8
10/23/04	at Louisiana Tech	Howard Jackson 21-114-0	Jordan Palmer 17-29-0-4-259	Johnnie Lee Higgins 3-94-1	Bryce Benekos 7-323 (46.1)	Reagan Schneider (48,44,21)	Godwin Akinduro 7 Alex Obomese 7
10/30/04	at San Jose State	Howard Jackson 16-89-0	Jordan Palmer 16-22-1-2-218	Chris Francies 2-81-0	Bryce Benekos 3-139 (46.3)	Reagan Schneider (20)	Godwin Akinduro 12 Phillip Moss 12
11/13/04	Rice	Howard Jackson 17-83-0	Jordan Palmer 19-28-1-3-191	Jayson Boyd 4-61-0	Bryce Benekos 4-163 (40.8)	None	Robert Rodriguez 19
11/20/04	SMU	Howard Jackson 17-99-0	Jordan Palmer 20-27-1-5-339	Jayson Boyd 6-122-1	Bryce Benekos 3-118 (39.3)	Reagan Schneider (23,41)	Thomas Howard 7 Mike Perez 7
11/27/04	at Tulsa	Howard Jackson 27-133-3	Jordan Palmer 21-44-3-2-312	Jayson Boyd 4-91-1	Bryce Benekos 3-123 (41.0)	None	Robert Rodriguez 12
12/29/04	vs. Colorado	Howard Jackson 16-37-1	Jordan Palmer 22-42-2-2-328	Jayson Boyd 7-140-1	Bryce Benekos 5-225 (45.0)	None	Robert Rodriguez 14
2005							
9/3/05	at New Mexico State	Tyler Ebell 19-63-0	Jordan Palmer 15-26-0-3-187	Jayson Boyd 3-51-0	Ryan Hotchkiss 6-267 (44.5)	Reagan Schneider (42,43)	Jeremy Jones 12
9/16/05	Houston	Tyler Ebell 24-149-1	Jordan Palmer 26-51-2-3-379	Johnnie Lee Higgins 6-156-3	Ryan Hotchkiss 5-192 (38.4)	Reagan Schneider (42,21,32,25,42)	Thomas Howard
9/24/05	New Mexico	Tyler Ebell 19-42-0	Jordan Palmer 16-31-1-1-178	Johnnie Lee Higgins 8-91-1	Ryan Hotchkiss 6-248 (41.3)	None	Jeremy Jones 12
10/1/05	at Memphis	Tyler Ebell 15-69-1	Jordan Palmer 23-53-3-1-431	Johnnie Lee Higgins 7-134-1	Ryan Hotchkiss 5-177 (35.4)	Reagan Schneider (45,24)	Troy Collavo 10
10/14/05	at Tulane	Marcus Thomas 12--93-1	Jordan Palmer 22-32-0-3-278	Marcus Thomas 5-110-0	Ryan Hotchkiss 5-217 (43.4)	Reagan Schneider (44)	Jeremy Jones 14
10/22/05	Marshall	Tyler Ebell 13-92-0	Jordan Palmer 17-25-1-3-215	Aaron Givens 4-54-0	Ryan Hotchkiss 4-156 (39.0)	Reagan Schneider (49)	Jeremy Jones 17
10/29/05	at Rice	Tyler Ebell 16-96-2	Jordan Palmer 24-30-2-3-387	Chris Francies 4-126-1	None	Reagan Schneider (25)	Jeremy Jones 18
11/5/05	Tulsa	Marcus Thomas 23-117-2	Jordan Palmer 25-34-2-2-340	Chris Francies 9-170-2	Ryan Hotchkiss 3-97 (32.3)	Reagan Schneider (32,23)	Troy Collavo 12 Jeremy Jones 12
11/12/05	Texas Southern	Marcus Thomas 18-112-0	Jordan Palmer 16-23-0-4-248	Johnnie Lee Higgins 3-73-0	Ryan Hotchkiss 2-60 (30.0)	Reagan Schneider (26)	Thomas Howard 8
11/19/05	UAB	Marcus Thomas 29-122-1	Jordan Palmer 33-52-3-2-337	Jamar Hunt 10-88-0	None	Reagan Schneider (27)	Jeremy Jones 11
11/26/05	at SMU	Marcus Thomas 22-118-1	Jordan Palmer 27-44-4-3-360	Chris Francies 9-126-0	Ryan Hotchkiss 4-148 (37.0)	None	Quintin Demps 11
12/21/05	vs. Toledo	Marcus Thomas 18-71-0	Jordan Palmer 14-33-1-1-163	Joe West 6-88-0	Ryan Hotchkiss 5-177 (35.4)	Reagan Schneider (34,23)	Troy Collavo 14
2006							
8/31/06	at San Diego State	Marcus Thomas 17-24-1	Jordan Palmer 20-29-4-3-213	Johnnie Lee Higgins 7-90-1	Ryan Hotchkiss 2-68 (34.0)	Reagan Schneider (46, 35)	Troy Collavo 13
9/9/06	Texas Tech	Marcus Thomas 20-60-0	Jordan Palmer 34-51-2-3-334	Johnnie Lee Higgins 13-162-2	Ryan Hotchkiss 5-184 (36.8)	Reagan Schneider (25, 26, 49)	Jeremy Jones 16
9/23/06	at New Mexico	Marcus Thomas 13-34-0	Jordan Palmer 26-36-0-1-211	Daniel Robinson 6-97-1	Ryan Hotchkiss 3-114 (38.0)	Reagan Schneider (35)	Troy Collavo 9 Emeri Spence 9
9/30/06	New Mexico State	Marcus Thomas 18-81-1	Jordan Palmer 18-26-2-3-414	Johnnie Lee Higgins 7-223-3	Ryan Hotchkiss 1-45 (45.0)	Reagan Schneider (41)	Joe Fleskoski 11 Josh Chamois 11
10/7/06	SMU	Marcus Thomas 24-59-0	Jordan Palmer 25-34-1-1-271	Daniel Robinson 4-69-1	Ryan Hotchkiss 7-283 (40.4)	None	Troy Collavo 10
10/14/06	Tulane	Marcus Thomas 16-79-0	Jordan Palmer 22-29-0-3-230	Johnnie Lee Higgins 4-68-1	Ryan Hotchkiss 7-273 (39.0)	Reagan Schneider (37, 29)	Josh Ferguson 11
10/21/06	at Houston	Marcus Thomas 12-47-2	Jordan Palmer 19-30-1-0-206	Johnnie Lee Higgins 6-122-0	Ryan Hotchkiss 4-142 (35.5)	Reagan Schneider (35, 42)	Jason McQuay 13
10/27/06	at Tulsa	Marcus Thomas 9-27-1	Jordan Palmer 21-37-1-1-253	Johnnie Lee Higgins 10-153-1	Ryan Hotchkiss 5-180 (36.0)	Reagan Schneider (32, 40, 39)	Braxton Amy 10
11/4/06	Rice	Marcus Thomas 11-77-0	Jordan Palmer 16-33-0-4-315	Daniel Robinson 4-97-2	Ryan Hotchkiss 3-89 (29.7)	None	Troy Collavo 21
11/10/06	at UAB	Marcus Thomas 11-9-0	Jordan Palmer 25-39-0-5-455	Johnnie Lee Higgins 10-181-3	Ryan Hotchkiss 4-127 (31.8)	Reagan Schneider (19)	Joe Fleskoski 6
11/18/06	at Marshall	Donald Buckram 4-33-0	Jordan Palmer 34-48-3-1-386	Johnnie Lee Higgins 8-119-1	Ryan Hotchkiss 5-162 (32.4)	None	Joe Fleskoski 11
11/25/06	Memphis	Marcus Thomas 5-16-0	Jordan Palmer 22-37-0-1-307	Daniel Robinson 6-112-2	Ryan Hotchkiss 4-146 (36.5)	Reagan Schneider (42)	Troy Collavo 14
2007							
9/1/07	New Mexico	Terrell Jackson 11-70-1	Trevor Vittatoe 6-21-0-0-59	Jeff Moturi 3-22-0 Lorne Sam 1-22-0	Kyle Petersen 7-288 (41.1)	Jose Martinez (51)	Quintin Demps 16
9/8/07	at Texas Tech	Marcus Thomas 22-85-2	Trevor Vittatoe 12-26-0-2-202	Joe West 5-101-1	Kyle Petersen 5-217 (43.4)	Jose Martinez (25)	Braxton Amy 16
9/15/07	at New Mexico State	Marcus Thomas 21-74-1	Trevor Vittatoe 15-27-1-1-261	Jeff Moturi 6-105-1	Kyle Petersen 5-227 (45.4)	Jose Martinez (22)	Jeremy Jones 13
9/22/07	Texas Southern	Marcus Thomas 11-105-2	Trevor Vittatoe 10-16-0-2-199	Joe West 4-88-0	Kyle Petersen 5-216 (43.2)	Jose Martinez (23)	Braxton Amy 6
9/29/07	at SMU	Marcus Thomas 35-207-3	Trevor Vittatoe 17-33-1-2-255	Lorne Sam 5-88-0	Kyle Petersen 5-208 (41.6)	None	Braxton Amy 7
10/6/07	Tulsa	Marcus Thomas 27-134-3	Trevor Vittatoe 21-27-0-3-319	Jeff Moturi 7-174-2	Kyle Petersen 3-125 (41.7)	None	Da'Mon Cromartie-Smith
10/13/07	East Carolina	Marcus Thomas 22-103-1	Trevor Vittatoe 38-55-1-3-409	Jeff Moturi 12-113-1	Kyle Petersen 4-158 (39.5)	Jose Martinez (41,42,34,43,45)	Braxton Amy 10
10/27/07	Houston	Marcus Thomas 28-178-0	Trevor Vittatoe 8-23-0-3-134	Jeff Moturi 4-94-2	Kyle Petersen 4-127 (31.8)	Jose Martinez (57)	Braxton Amy 10 Adam Vincent 10
11/3/07	at Rice	Marcus Thomas 19-51-1	Trevor Vittatoe 30-57-0-5-373	Fred Rouse 5-100-1	Kyle Petersen 6-250 (41.7)	Jose Martinez (39,33)	Da'Mon Cromartie-Smith 9
11/10/07	at Tulane	Marcus Thomas 11-124-1	Trevor Vittatoe 28-43-1-1-308	Joe West 5-82-0	Kyle Petersen 3-117 (39.0)	Jose Martinez (42,21)	Braxton Amy 13 Da'Mon Cromartie-Smith 13
11/17/07	Southern Miss	Marcus Thomas 22-106-2	Trevor Vittatoe 19-42-1-2-290	Joe West 7-153-1	Greg Hiatt 4-193 (48.2)	Jose Martinez (38)	Adam Vincent 13
11/24/07	at UCF	Terrell Jackson 5-25-0	Trevor Vittatoe 20-37-2-1-292	Jeff Moturi 10-116-0	Greg Hiatt 1-35 (35.0)	Jose Martinez (48,42)	Torrey Huckaby 13 Adam Vincent 12
2008							
8/28/08	at Buffalo	Terrell Jackson 18-67-1	Trevor Vittatoe 20-37-3-1-199	Jamar Hunt 6-86-0	Kyle Petersen 3-145 (48.3)	Jose Martinez (27)	Da'Mon Cromartie-Smith 8 Josh Ferguson 8
9/6/08	Texas	Terrell Jackson 17-94-0	Trevor Vittatoe 25-46-0-1-267	Kris Adams 3-69-0	Kyle Petersen 4-157 (39.2)	Jose Martinez (30,49)	Adam Vincent 10
9/20/08	New Mexico State	James Thomas II 19-142-2	James Thomas II 8-15-0-0-60	Kris Adams 2-47-0	Kyle Petersen 4-160 (40.0)	Jose Martinez (44,36)	Josh Ferguson 9
9/27/08	UCF	Vernon Frazier 4-73-1	Trevor Vittatoe 18-32-1-3-263	Kris Adams 4-128-1	Kyle Petersen 7-293 (41.9)	Jose Martinez (38,64,42)	Adam Vincent 10
10/4/08	at Southern Miss	Donald Buckram 12-59-1	Trevor Vittatoe 25-43-0-4-266	Tufick Shadrawy 4-66-1	Kyle Petersen 2-58 (29.0)	Jose Martinez (37,34)	Adam Vincent 11
10/11/08	Tulane	Donald Buckram 20-107-0	Trevor Vittatoe 21-32-0-3-296	Jeff Moturi 4-88-1	Greg Hiatt 4-163 (40.8)	Jose Martinez (28)	Adam Vincent 12
10/18/08	at Tulsa	James Thomas II 1-34-1	Trevor Vittatoe 21-34-0-4-306	Kris Adams 5-126-1	Kyle Petersen 8-361 (45.1)	None	Adam Vincent 10
11/1/08	Rice	James Thomas II 3-43-0	Trevor Vittatoe 19-37-1-3-265	Jeff Moturi 5-109-3	Kyle Petersen 3-122 (40.7)	Jose Martinez (46,39,44)	Adam Vincent 12
11/8/08	at Louisiana-Lafayette	Terrell Jackson 14-105-0	Trevor Vittatoe 24-33-1-5-294	Kris Adams 6-83-2	Kyle Petersen 3-155 (51.7)	Jose Martinez (28)	George Kelly 9
11/15/08	SMU	Donald Buckram 7-45-0	Trevor Vittatoe 21-31-0-3-410	Kris Adams 5-145-3	Kyle Petersen 2-80 (40.0)	Jose Martinez (34,48,26,31,23)	Adam Vincent 10
11/22/08	at Houston	Donald Buckram 9-49-0	Trevor Vittatoe 27-45-0-4-362	Kris Adams 6-111-3	Kyle Petersen 5-249 (49.8)	None	Da'Mon Cromartie-Smith 14
11/28/08	at East Carolina	Terrell Jackson 3-44-1	Trevor Vittatoe 23-41-3-2-313	Kris Adams 9-116-1	Kyle Petersen 5-198 (39.6)	None	Da'Mon Cromartie-Smith 12

Date	Opponent	Rushing	Passing	Receiving	Punting	Field Goals	Tackles
2009							
9/5/09	Buffalo	Donald Buckram 14-108-0	Trevor Vittatoe 27-45-0-0-233	Kris Adams 9-98-0	Greg Hiett 3-127 (42.3)	Logan Barrett (31)	Da'Mon Cromartie-Smith 19
9/12/09	Kansas	Donald Buckram 9-31-0	Trevor Vittatoe 14-25-1-1-187	Donavon Kemp 3-85-1	Greg Hiett 10-443 (44.3)	None	Da'Mon Cromartie-Smith 16
9/19/09	at New Mexico State	Donald Buckram 14-113-2	Trevor Vittatoe 15-32-0-0-182	Jeff Moturi 4-54-0	Kyle Petersen 1-49 (49.0)	Logan Barrett (29)	Jeremy Springer 10
9/26/09	at Texas	Donald Buckram 9-46-0	Trevor Vittatoe 7-22-4-0-38	Donald Buckram 3-19-0	Kyle Petersen 2-90 (45.0)	None	Roddray Walker 7
10/3/09	Houston	Donald Buckram 32-262-4	Trevor Vittatoe 19-30-0-2-276	Jeff Moturi 6-127-1	Greg Hiett 3-139 (46.3)	Logan Barrett (22)	DeShawn Grayson 14
10/10/09	at Memphis	Donald Buckram 18-58-0	Trevor Vittatoe 21-40-2-2-319	Jeff Moturi 5-118-1	Greg Hiett 5-205 (41.0)	Logan Barrett (38,36)	Melvin Stephenson 14
10/21/09	Tulsa	Donald Buckram 26-165-2	Trevor Vittatoe 17-38-2-1-271	Donavon Kemp 1-80-1	Greg Hiett 5-223 (44.6)	Logan Barrett (32,40)	Clarence Ward 9
10/31/09	UAB	Donald Buckram 28-164-2	Trevor Vittatoe 24-45-2-2-419	Jeff Moturi 7-161-0	Greg Hiett 1-30 (30.0)	Logan Barrett (27,23)	Royzell Smith 14
11/7/09	at Tulane	Donald Buckram 34-234-3	Trevor Vittatoe 12-26-0-1-226	Donald Buckram 3-109-1	Greg Hiett 3-117 (39.0)	Logan Barrett (20)	Da'Mon Cromartie-Smith 16
11/14/09	at SMU	Donald Buckram 33-241-1	Trevor Vittatoe 23-40-1-2-396	Jeff Moturi 5-153-1	Greg Hiett 3-132 (44.0)	Logan Barrett (33)	Da'Mon Cromartie-Smith 11
11/21/09	at Rice	Donald Buckram 34-147-3	Trevor Vittatoe 17-26-1-1-244	Jeff Moturi 3-57-0	Greg Hiett 4-196 (49.0)	Logan Barrett (29)	DeShawn Grayson 9
11/28/09	Marshall	Jason Williams 8-44-0	Trevor Vittatoe 28-40-0-5-517	Jeff Moturi 7-179-1	Greg Hiett 4-158 (39.5)	Logan Barrett (28)	Braxton Amy 9
2010							
9/4/10	Arkansas-Pine Bluff	Joe Banyard 19-94-2	Trevor Vittatoe 17-27-1-0-229	James Thomas II 4-52-0	Ian Campbell 2-75 (37.5)	Dakota Warren (27)	DeShawn Grayson 8
9/10/10	at Houston	Joe Banyard 10-37-0	Trevor Vittatoe 30-54-0-3-340	Kris Adams 7-114-1	Ian Campbell 3-142 (47.3)	Dakota Warren (22)	Isaiah Carter 12
9/18/10	New Mexico State	Joe Banyard 11-64-1	Trevor Vittatoe 19-30-0-5-246	Kris Adams 3-86-2	Ian Campbell 2-77 (38.5)	None	Royzell Smith 10
9/25/10	Memphis	Donald Buckram 13-59-0	Trevor Vittatoe 16-33-1-0-171	Marlon McClure 4-48-0	Ian Campbell 4-134 (33.5)	Dakota Warren (57,50,18)	Jamie Irving 10
10/2/10	at New Mexico	Joe Banyard 15-90-1	Trevor Vittatoe 20-37-0-3-264	Kris Adams 5-141-2	Ian Campbell 3-142 (47.3)	Dakota Warren (44)	Isaiah Carter 9
10/9/10	Rice	Donald Buckram 9-47-0	Trevor Vittatoe 19-32-0-3-327	Kris Adams 5-134-3	Ian Campbell 5-278 (55.6)	None	Isaiah Carter 9
10/16/10	at UAB	Donald Buckram 11-38-0	Trevor Vittatoe 15-33-3-0-169	Kris Adams 4-44-0	Ian Campbell 5-251 (50.2)	Dakota Warren (25,20)	DeShawn Grayson 9
10/23/10	Tulane	Donald Buckram 10-81-1	Trevor Vittatoe 10-21-2-1-102	Marlon McClure 4-32-0	Ian Campbell 4-171 (42.8)	Dakota Warren (26)	Wiston Jeune 14
10/30/10	at Marshall	Donald Buckram 16-48-0	Trevor Vittatoe 22-40-1-1-229	Evan Davis 3-32-0	Ian Campbell 2-67 (33.5)	Dakota Warren (38,26)	Wiston Jeune 13
11/6/10	SMU	Donald Buckram 11-43-0	Trevor Vittatoe 17-28-0-3-183	Kris Adams 6-82-1	Ian Campbell 4-188 (47.0)	None	Travaun Nixon 8
11/13/10	at Arkansas	Leilyon Myers 6-71-1	Trevor Vittatoe 13-21-1-0-151	Marlon McClure 4-60-1	Ian Campbell 4-164 (41.0)	None	Royzell Smith 12
11/20/10	at Tulsa	Joe Banyard 20-155-3	Trevor Vittatoe 14-29-3-3-245	Kris Adams 5-148-1	Ian Campbell 7-324 (46.3)	None	Anthony Morrow 12
12/18/10	vs. BYU	Joe Banyard 2-11-0	Trevor Vittatoe 14-29-3-3-245	Corey Trisby 2-47-0	Ian Campbell 6-287 (47.8)	None	Wiston Jeune 10
2011							
9/3/11	Stony Brook	Joe Banyard 12-17-1	Nick Lamaison 24-38-2-3-365	Donavon Kemp 4-114-1	Ian Campbell 4-219 (54.8)	Dakota Warren (44)	Travaun Nixon 15
9/10/11	at SMU	Leilyon Myers 5-23-2	Nick Lamaison 15-26-0-0-142	Donavon Kemp 6-92-0	Ian Campbell 4-168 (42.0)	Dakota Warren (34)	DeShawn Grayson 7
9/17/11	at New Mexico State	Joe Banyard 7-90-0	Jay Hall 9-28-1-0-124	Michael Edwards 3-73-0	Ian Campbell 3-123 (41.0)	Dakota Warren (42,47,37)	Jeremy Springer 9
9/24/11	at USF	Nathan Jeffery 6-39-0	Carson Meger 26-40-3-2-240	Jordan Leslie 2-64-0	Ian Campbell 4-183 (45.8)	Dakota Warren (24)	DeShawn Grayson 11
9/29/11	Houston	Joe Banyard 22-240-1	Nick Lamaison 19-29-1-3-267	Jordan Leslie 5-64-0	Ian Campbell 5-253 (50.6)	None	Josh Fely 9
10/15/11	at Tulane	Joe Banyard 9-97-1	Nick Lamaison 6-15-2-1-117	Craig Wenrick 1-66-1	Ian Campbell 2-91 (45.5)	Dakota Warren (41,39,42)	Wesley Miller 10
10/22/11	Colorado State	Vernon Frazier 7-167-2	Nick Lamaison 8-15-1-1-116	Nathan Jeffery 1-36-1	Ian Campbell 3-164 (54.7)	Dakota Warren (36)	DeShawn Grayson 11
10/29/11	Southern Miss	Joe Banyard 8-38-0	Nick Lamaison 21-35-1-0-194	Jordan Leslie 1-40-0	Ian Campbell 7-328 (46.9)	Dakota Warren (25,47)	Antwon Blake 9
11/5/11	at Rice	Vernon Frazier 7-52-0	Nick Lamaison 16-29-2-3-294	Michael Edwards 7-187-2	Ian Campbell 4-185 (46.2)	Dakota Warren (33)	Travaun Nixon 11
11/12/11	East Carolina	Joe Banyard 18-140-1	Carson Meger 18-27-0-0-155	Donavon Kemp 2-38-0	Ian Campbell 2-66 (33.0)	Steven Valadez (46)	Travaun Nixon 8
11/19/11	Tulsa	Joe Banyard 20-91-1	Carson Meger 20-34-2-0-204	Jordan Leslie 7-119-0	Ian Campbell 4-168 (42.0)	None	Richard Spencer 8
11/25/11	at UCF	Joe Banyard 14-51-1	Nick Lamaison 19-35-1-1-190	Donavon Kemp 2-74-0	Ian Campbell 6-266 (44.3)	None	Wesley Miller 6
2012							
9/1/12	Oklahoma	Nathan Jeffery 21-177-0	Nick Lamaison 6-23-0-0-39	Kevin Perry 1-13-0	Ian Campbell 8-367 (45.9)	None	Josh Fely 12
9/8/12	at Ole Miss	Autrey Golden 11-52-0	Nick Lamaison 21-33-0-1-213	Michael Edwards 9-88-0	Ian Campbell 7-301 (43.0)	Steven Valadez (37)	Richard Spencer 13
9/15/12	New Mexico State	Autrey Golden 12-69-0	Nick Lamaison 21-32-0-4-300	Jordan Leslie 7-147-1	Ian Campbell 5-209 (41.8)	None	A.J. Ropati 11
9/22/12	at Wisconsin	Xay Williams 8-53-1	Nick Lamaison 22-39-0-2-259	Michael Edwards 7-151-2	Ian Campbell 7-277 (39.6)	Steven Valadez (45,43)	Richard Spencer 11
9/29/12	at East Carolina	Nathan Jeffery 27-134-0	Nick Lamaison 9-27-3-1-143	Michael Edwards 6-130-0	Ian Campbell 6-248 (41.3)	Steven Valadez (29)	Drew Thomas 8
10/6/12	SMU	Nathan Jeffery 20-67-0	Nick Lamaison 9-23-2-0-131	Jordan Leslie 7-80-0	Ian Campbell 6-227 (37.8)	None	Aubrey Alexius 12
10/11/12	at Tulsa	Josh Bell 9-25-0	Carson Meger 16-23-1-1-257	Jordan Leslie 10-218-1	Ian Campbell 6-303 (50.5)	Steven Valadez (19)	Drew Thomas 12
10/20/12	Tulane	LaQuintus Dowell 11-72-0	Nick Lamaison 11-16-0-2-157	Michael Edwards 7-82-2	Ian Campbell 4-160 (40.0)	Steven Valadez (22)	Josh Fely 11
10/27/12	at Houston	Nathan Jeffery 33-137-2	Blaire Sullivan 6-10-0-2-105	Jordan Leslie 4-95-1	Ian Campbell 3-136 (45.3)	None	DeShawn Grayson 12
11/10/12	UCF	Nathan Jeffery 23-175-2	Blaire Sullivan 5-11-1-0-79	Jordan Leslie 2-51-0	Ian Campbell 3-134 (44.7)	Steven Valadez (20)	Josh Fely 10
11/17/12	at Southern Miss	Blaire Sullivan 19-98-1	Blaire Sullivan 9-17-0-0-155	Michael Edwards 4-89-0	Ian Campbell 3-111 (37.0)	Steven Valadez (29,26)	Shane Huhn 10
11/24/12	Rice	Nathan Jeffery 13-95-1	Nick Lamaison 8-22-0-2-249	Jordan Leslie 3-168-1	Ian Campbell 8-344 (43.0)	Steven Valadez (35)	DeMarcus Kizzie 6

Rushing leaders based on net yardage

Passing leaders based on yardage

Passing key: completions-attempts-interceptions-touchdowns-yardage

Receiving leaders based on yardage

Punting leaders based on average

Tackle leaders taken from press box statistics

YEARLY TEAM STATS

Year	Team	Record	RUSHING				PASSING				TOTAL OFFENSE			FIRST DOWNS				FUMBLES		Pen-Yds		
			G	No	Yards	Avg	Att	Comp	Int	Yards	TD	Avg	Pct	Plays	Yards	Avg	R	Pa	Pn		Tot	No-Loss
1950	UTEP	7-3-0	10	523	2773	277.3	153	62	13	997	12	99.7	.405	676	3770	377.0	120	32	5	159	29-21	51-420
	Opp	---	10	451	1729	172.9	211	101	20	1582	11	158.2	.479	662	3311	331.1	81	52	9	142	25-12	61-569
1951	UTEP	3-7-0	10	488	1752	175.2	199	88	22	1028	8	102.8	.442	687	2780	278.0	81	42	9	132	25-16	42-344
	Opp	---	10	605	2646	264.6	147	63	11	1048	9	104.8	.429	753	3694	369.4	133	30	6	169	34-16	69-661
1952	UTEP	5-5-1	11	542	2057	187.0	229	109	19	1640	15	149.1	.476	771	3697	336.1	115	63	12	190	43-21	51-477
	Opp	---	11	567	2414	219.5	189	92	9	1373	7	124.8	.487	756	3887	353.4	103	55	6	164	44-24	80-750
1953	UTEP	8-2-0	10	426	1748	194.2	169	81	9	1045	7	116.1	.479	595	2793	310.3	85	48	6	139	29-16	62-525
	Opp	---	10	384	1107	123.0	131	51	14	680	2	75.6	.389	515	1787	198.6	54	28	7	89	29-18	50-439
1954	UTEP	8-3-0	11	559	2533	253.3	136	58	13	751	6	75.1	.426	695	3284	328.4	123	36	9	168	42-30	37-335
	Opp	---	11	467	2071	207.1	107	39	9	631	7	63.1	.364	574	2702	270.2	97	24	5	126	34-25	56-457
1955	UTEP	6-2-2	10	418	1689	168.9	122	53	9	840	7	84.0	.434	540	2529	252.9	88	33	9	130	41-26	45-394
	Opp	--	10	500	1603	160.3	154	61	16	738	3	73.8	.396	654	2341	234.1	99	32	7	138	36-17	52-508
1956	UTEP	9-2-0	11	570	2700	270.0	108	41	10	868	8	86.8	.380	678	3568	356.8	132	29	5	166	33-22	51-493
	Opp	---	11	437	1617	161.7	175	66	23	916	5	91.6	.377	612	2533	253.3	91	37	9	137	38-16	40-455
1957	UTEP	6-3-0	9	434	1792	199.1	87	39	6	572	10	63.6	.448	521	2364	262.7	91	25	6	122	33-17	37-364
	Opp	---	9	453	1692	188.0	134	55	9	821	10	91.2	.410	587	2463	273.7	86	35	4	125	23-10	48-461
1958	UTEP	3-7-0	10	379	1326	132.6	136	48	11	610	2	61.0	.353	515	1936	193.6	65	24	4	93	36-20	38-362
	Opp	---	10	479	1898	189.8	154	80	8	991	6	99.1	.519	633	2889	288.9	92	43	5	140	29-14	61-579
1959	UTEP	3-7-0	10	482	1844	184.4	220	105	13	1348	12	134.8	.477	702	3192	319.2	103	65	9	187	43-19	40-382
	Opp	---	10	450	2034	203.4	154	75	12	1193	8	119.3	.487	604	3227	322.7	90	60	7	157	28-14	51-496
1960	UTEP	4-5-1	10	413	1688	168.8	233	105	10	1230	6	123.0	.451	646	2918	291.8	88	62	9	159	29-13	22-201
	Opp	---	10	447	2210	221.0	157	65	15	935	8	93.5	.414	604	3145	314.5	107	39	9	135	20-13	56-553
1961	UTEP	3-7-0	10	427	1595	159.5	208	95	15	1227	11	122.7	.457	635	2822	282.2	92	54	9	155	24-14	34-317
	Opp	---	10	497	2395	239.5	127	60	6	1189	10	118.9	.472	624	3584	358.4	106	47	4	157	25-11	66-580
1962	UTEP	4-5-0	9	314	1081	120.1	145	64	8	718	6	79.7	.441	459	1799	199.9	63	39	8	110	30-12	35-273
	Opp	---	9	400	1871	207.9	92	35	9	505	4	56.1	.380	492	2376	264.0	91	15	7	113	25-15	60-640
1963	UTEP	3-7-0	10	435	1502	150.2	211	81	20	1053	4	105.3	.384	646	2555	255.5	75	55	15	145	33-19	62-469
	Opp	---	10	459	1889	188.9	104	35	7	438	1	43.8	.337	495	2337	233.7	86	20	9	115	32-18	57-426
1964	UTEP	0-8-2	11	405	1256	125.6	156	54	15	897	3	89.7	.346	561	2153	215.3	63	34	11	103	35-19	60-586
	Opp	---	11	448	1614	161.4	165	82	7	1422	6	142.2	.497	613	3036	303.6	89	53	12	154	25-10	55-511
1965	UTEP	8-3-0	11	285	454	45.4	480	223	33	3426	24	342.6	.465	765	3880	388.0	45	126	19	190	30-22	52-601
	Opp	---	11	501	1345	134.5	347	145	21	1580	12	158.0	.418	848	2925	292.5	81	69	8	158	34-19	48-597
1966	UTEP	6-4-0	10	348	839	83.9	360	165	19	2410	24	241.0	.458	708	3249	324.9	65	94	12	157	31-19	57-581
	Opp	---	10	374	728	72.8	305	137	24	1769	18	176.9	.449	679	2502	250.2	44	73	12	129	23-16	69-740
1967	UTEP	7-2-1	10	312	766	85.1	367	167	26	2710	28	301.1	.455	679	3476	386.2	52	97	12	161	20-11	65-633
	Opp	---	10	375	1051	116.8	342	142	21	1679	11	186.6	.415	717	2730	303.3	62	68	10	140	29-17	67-723
1968	UTEP	4-5-1	10	357	596	59.6	455	199	21	2884	20	288.4	.437	812	3480	348.0	54	120	12	186	28-17	48-519
	Opp	---	10	512	1704	170.4	280	117	12	1938	13	193.8	.418	792	3372	337.2	90	65	9	164	32-20	74-726
1969	UTEP	4-6-0	10	420	1113	111.3	401	158	29	2225	6	222.5	.394	821	3358	335.8	66	100	17	183	26-15	63-647
	Opp	---	10	532	1935	193.5	263	97	11	1285	10	128.5	.369	795	3220	322.0	87	61	18	166	37-18	79-871
1970	UTEP	6-4-0	10	471	1884	188.4	325	139	19	2139	10	213.9	.428	796	4023	402.3	89	85	15	199	34-18	52-489
	Opp	---	10	504	1927	192.7	255	107	13	1473	13	147.3	.420	759	3400	340.0	92	58	11	161	39-28	66-675
1971	UTEP	5-6-0	11	496	1580	143.6	254	133	15	1499	6	136.3	.524	750	3079	279.9	84	67	14	165	25-18	48-507
	Opp	---	11	591	2467	224.3	270	132	23	1516	7	137.8	.470	861	3983	362.1	134	77	9	220	25-11	74-736
1972	UTEP	2-8-0	10	401	1237	123.7	323	169	12	2164	10	216.4	.523	724	3401	340.1	77	96	18	191	34-24	59-536
	Opp	---	10	615	3077	307.7	137	69	10	1117	9	111.7	.504	752	4194	419.4	142	42	10	194	31-19	85-754
1973	UTEP	0-11-0	11	482	1236	112.3	259	114	27	1425	7	129.1	.431	741	2661	241.9	67	65	11	143	26-16	71-510
	Opp	---	11	603	3483	316.6	236	119	6	1983	22	180.3	.504	844	5468	479.1	154	84	17	255	33-22	78-808
1974	UTEP	4-7-0	11	538	1875	170.5	207	98	15	1587	14	144.3	.473	745	3462	314.7	104	67	10	181	27-14	68-703
	Opp	---	11	517	2150	195.5	265	131	8	1978	15	179.8	.494	782	4128	375.3	114	85	18	217	38-18	82-762
1975	UTEP	1-10-0	11	591	2031	184.6	184	62	16	890	4	80.9	.337	775	2921	265.5	112	40	12	164	30-23	64-668
	Opp	---	11	544	2325	211.4	200	100	10	1575	11	143.2	.500	744	3900	354.5	115	65	16	196	46-30	95-902
1976	UTEP	1-11-0	12	684	2547	212.3	181	69	16	1006	4	83.8	.381	865	3553	296.1	132	50	17	199	43-30	78-836
	Opp	---	12	605	2892	241.0	186	89	7	1343	10	111.9	.478	791	4235	352.9	136	54	20	210	38-20	81-819
1977	UTEP	1-10-0	11	505	1416	128.7	301	119	29	1880	16	170.9	.395	806	3296	299.6	97	67	21	185	38-20	67-682
	Opp	---	11	646	3158	287.1	248	125	9	2013	19	183.0	.504	894	5171	470.1	151	84	13	248	47-26	84-997

YEARLY TEAM STATS CONT.

Year	Team	Record	RUSHING				PASSING				TOTAL OFFENSE			FIRST DOWNS				FUMBLES				
			G	No	Yards	Avg	Att	Comp	Int	Yards	TD	Avg	Pct	Plays	Yards	Avg	R	Pa	Pn	Tot	No-Loss	Pen-Yds
1979	UTEP	2-9-0	11	494	1213	110.3	211	86	16	1088	6	98.9	.410	705	2301	209.2	73	47	15	135	38-21	64-565
	Opp	---	11	607	2483	225.7	255	130	9	1644	11	149.5	.510	862	4127	375.2	129	73	12	214	36-23	101-1018
1980	UTEP	1-11-0	12	566	1646	137.1	255	107	16	1040	5	83.6	.420	821	2686	223.8	101	39	20	160	33-22	81-824
	Opp	---	12	597	2643	220.2	310	181	17	2590	26	215.8	.584	907	5233	435.9	148	109	15	272	30-16	105-1004
1981	UTEP	1-10-0	11	474	1434	130.3	316	134	19	1630	5	148.1	.424	800	3064	278.4	89	61	16	166	33-16	83-808
	Opp	---	11	480	2105	191.3	337	192	11	3044	28	276.7	.569	818	5149	468.0	102	110	26	239	27-14	99-882
1982	UTEP	2-10-0	12	599	2421	201.7	236	104	12	1237	3	106.0	.440	856	3694	307.8	117	59	19	195	31-19	85-722
	Opp	---	12	608	2946	245.5	323	183	10	2737	24	228.0	.570	931	5683	473.5	140	101	13	254	28-17	104-775
1983	UTEP	2-10-0	12	570	2123	176.9	257	127	16	1488	5	124.0	.494	827	3611	300.9	116	50	16	182	30-15	89-755
	Opp	---	12	528	2405	200.4	314	183	12	2470	18	205.8	.583	842	4875	406.3	132	94	20	246	41-22	86-674
1984	UTEP	2-9-0	11	560	2392	217.5	237	98	16	1267	6	115.2	.414	792	3646	331.5	125	58	13	196	27-16	84-742
	Opp	---	11	522	2576	234.2	256	135	15	1983	15	180.3	.527	835	4834	439.5	131	85	12	218	28-14	86-780
1985	UTEP	1-10-0	11	506	1846	167.8	223	129	13	1760	6	160.0	.578	728	3606	327.8	91	79	17	187	34-18	71-638
	Opp	---	11	556	2763	251.2	295	167	9	2466	17	224.2	.566	851	5215	474.0	152	101	13	266	20-11	84-736
1986	UTEP	4-8-0	12	415	1291	107.6	437	270	21	3234	23	269.5	.618	852	4525	377.1	86	148	18	252	34-18	89-763
	Opp	---	12	584	2686	223.8	386	217	16	2769	22	230.8	.562	970	5455	454.6	150	134	14	298	15-10	88-760
1987	UTEP	7-4-0	11	501	1840	167.3	338	177	24	2336	14	212.4	.524	839	4176	379.6	108	107	16	231	23-11	66-583
	Opp	---	11	468	1861	169.2	355	172	13	2003	10	182.1	.485	823	3864	351.3	113	88	11	212	40-24	66-586
1988	UTEP	10-3-0	13	485	2414	201.2	351	191	11	2632	17	219.3	.540	836	5046	420.5	115	119	12	246	16-6	81-717
	Opp	---	13	556	2274	189.5	413	223	22	2686	18	223.8	.544	969	4960	413.3	135	136	19	290	35-13	80-673
1989	UTEP	2-10-0	12	436	1203	100.3	425	221	23	2989	16	249.1	.520	861	4192	349.3	71	125	18	214	21-10	49-457
	Opp	---	12	570	2641	220.1	376	209	19	3115	23	259.6	.556	949	5756	479.7	143	128	13	284	42-20	96-850
1990	UTEP	3-8-0	11	409	1076	97.8	361	189	13	2134	10	194.0	.524	770	3210	291.8	76	94	25	195	23-12	55-478
	Opp	---	11	513	2222	202.0	330	183	11	2369	13	215.4	.555	843	4591	417.3	141	103	10	254	21-7	94-886
1991	UTEP	4-7-1	11	527	2110	191.8	299	144	8	2176	15	197.8	.482	826	4286	357.2	107	76	13	196	35-12	52-424
	Opp	---	11	536	2012	182.9	346	196	13	2517	17	228.8	.538	882	4529	377.4	134	107	9	250	25-14	66-523
1992	UTEP	1-10-0	11	523	2122	192.9	306	154	10	1911	4	173.7	.503	829	4033	457.0	130	94	5	229	27-6	49-410
	Opp	---	11	475	2343	213.0	274	157	9	2687	22	244.3	.573	749	5030	457.3	123	106	10	239	15-6	56-457
1993	UTEP	1-11-0	12	544	2072	172.7	283	130	14	1729	9	144.1	.459	771	3805	317.1	119	71	18	208	29-14	65-576
	Opp	---	12	538	2554	212.8	294	179	13	2693	26	224.4	.609	820	5247	437.3	136	114	11	261	17-9	81-708
1994	UTEP	3-7-1	11	486	1980	180.0	262	111	12	1666	9	151.5	.424	752	3646	331.5	99	73	17	189	27-13	67-505
	Opp	---	11	493	2576	234.2	332	194	12	2755	18	250.5	.554	825	5331	484.6	127	119	9	255	28-16	77-702
1995	UTEP	2-10-0	12	483	1953	162.8	383	203	18	2409	18	200.8	.530	866	4352	362.7	106	120	16	242	25-15	77-580
	Opp	---	12	552	2890	240.8	329	197	8	2947	27	245.6	.599	881	5837	486.4	152	122	21	295	26-16	76-699
1996	UTEP	2-9-0	11	452	1475	134.1	302	151	14	1622	12	147.5	.500	754	3097	281.5	76	80	12	168	25-12	54-472
	Opp	---	11	463	2143	194.8	269	142	8	1592	9	144.7	.528	732	3735	339.5	115	80	8	203	27-10	55-471
1997	UTEP	4-7-0	11	499	1502	136.5	327	146	15	1854	7	168.5	.446	826	3356	305.1	95	82	22	199	25-9	76-529
	Opp	---	11	415	1813	164.8	247	137	10	2026	15	184.2	.555	662	3839	349.0	91	78	9	178	22-13	81-661
1998	UTEP	3-8-0	11	444	1837	167.0	356	187	10	2275	13	206.8	.525	800	4112	373.8	106	93	16	215	16-9	60-460
	Opp	---	11	479	2569	233.5	284	160	11	2315	15	210.5	.563	763	4884	444.0	105	102	15	222	13-8	80-623
1999	UTEP	5-7-0	12	457	1580	131.7	407	247	17	3147	19	262.3	.607	864	4727	393.9	86	143	21	250	27-10	71-541
	Opp	---	12	503	2498	208.2	307	160	15	2194	14	182.8	.521	810	4692	391.0	118	96	17	231	19-9	110-828
2000	UTEP	8-4-0	12	473	1752	159.3	354	207	7	2730	26	248.2	.585	827	4482	407.5	94	115	33	242	23-13	84-680
	Opp	---	12	368	1692	153.8	378	174	14	2398	14	218.0	.460	746	4090	371.8	84	105	22	211	21-10	110-925
2001	UTEP	2-9-0	11	399	1513	137.5	319	169	16	2108	10	191.6	.530	718	3621	329.2	83	84	12	179	29-15	88-676
	Opp	---	11	521	2579	234.5	282	140	12	1993	20	181.2	.496	803	4572	415.6	138	86	18	242	22-9	102-750
2002	UTEP	2-10-0	12	509	1849	154.1	375	170	21	2145	13	178.8	.453	884	3994	332.8	108	96	17	221	22-16	79-644
	Opp	---	12	480	2331	194.2	352	199	10	2951	30	245.9	.565	832	5282	440.2	119	124	25	268	20-8	85-759
2003	UTEP	2-11-0	13	542	2201	169.3	409	207	24	2570	13	197.7	.506	951	4771	367.0	121	101	26	248	30-16	109-864
	Opp	---	13	524	2481	190.8	395	224	11	3347	24	257.5	.567	919	5828	448.3	125	136	30	291	22-14	86-744
2004	UTEP	8-4-0	12	454	1707	142.2	393	229	18	3016	29	251.3	.583	847	4723	393.6	90	123	25	238	19-10	74-631
	Opp	---	12	499	1850	154.2	388	203	18	2485	14	207.1	.523	887	4335	361.2	105	117	16	238	30-12	81-761
2005	UTEP	8-4-0	12	395	1466	122.2	458	268	20	3607	29	300.6	.585	853	5073	422.8	87	161	22	270	22-14	84-769
	Opp	---	12	499	1928	160.7	400	228	14	2553	25	212.8	.570	899	4481	373.4	114	109	19	242	24-10	92-770
2006	UTEP	5-7-0	12	288	691	57.6	447	290	17	3754	29	312.8	.649	735	4445	370.4	38	152	22	212	20-8	73-651
	Opp	---	12	439</																		

YEARLY TEAM RECORD

Year	Overall	Conference		Postseason	Home	Away	Neut.	PF	PA
	W-L-T	W-L-T	Conf. Place						

INDEPENDENT STATUS

Year	Overall	Conf. Place	Postseason	Home	Away	Neut.	PF	PA
HEAD COACH TOMMY DWYER (9-12-1)								
1914	2-3-0	—	None	2-0-0	0-3-0	0-0-0	34	44
1915	3-2-0	—	None	0-0-0	0-2-0	0-0-0	10	43
1916	2-3-0	—	None	0-2-0	1-2-0	0-0-0	28	216
1917	0-0-1	—	None	0-0-0	0-0-1	0-0-0	0	0
1918	No Games Played							
1919	2-4-0	—	None	1-2-0	1-1-0	0-0-0	67	122

HEAD COACH H.E. VAN SURDAM (2-4-0)								
1920	2-4-0	—	None	2-2-0	0-2-0	0-0-0	45	180

HEAD COACH THOMAS C. HOLIDAY (1-4-0)								
1921	1-4-0	—	None	1-2-0	0-2-0	0-0-0	21	142

HEAD COACH JACK C. VOWELL (8-8-0)								
1922	5-4-0	—	None	5-2-0	0-2-0	0-0-0	157	102
1923	3-4-0	—	None	1-2-0	2-2-0	0-0-0	115	65

HEAD COACH GEORGE B. POWELL (11-7-2)								
1924	3-2-1	—	None	3-1-0	0-1-1	0-0-0	70	51
1925	5-1-1	—	None	4-0-1	1-1-0	0-0-0	118	57
1926	3-4-0	—	None	2-2-0	1-2-0	0-0-0	106	92

HEAD COACH E.J. STEWART (5-6-3)								
1927	2-2-2	—	None	2-1-2	0-1-0	0-0-0	69	78
1928	3-4-1	—	None	3-3-1	0-1-0	0-0-0	100	103

HEAD COACH MACK SAXON (66-43-9; 16-14-3)								
1929	6-1-2	—	None	5-0-1	1-1-1	0-0-0	154	46
1930	7-1-1	—	None	4-0-1	3-1-0	0-0-0	186	67
1931	7-1-0	—	None	5-1-0	1-0-0	1-0-0	146	83
1932	7-3-0	—	None	4-2-0	3-1-0	0-0-0	207	115
1933	3-5-1	—	None	3-2-0	0-3-1	0-0-0	71	85
1934	4-4-0	—	None	4-1-0	0-3-0	0-0-0	132	104

BORDER CONFERENCE

Year	Overall	Conf. Place	Postseason	Home	Away	Neut.	PF	PA	
1935	1-8-0	0-3-0	6th-6	None	1-3-0	0-5-0	0-0-0	23	178
1936	5-3-1	2-1-1	4th-6	Sun Bowl	3-3-0	2-0-1	0-0-0	92	86
1937	7-1-2	2-1-1	4th-6	None	5-0-0	2-1-2	0-0-0	215	91
1938	6-3-0	3-2-0	3rd-6	None	4-0-0	2-2-0	0-1-0	153	72
1939	5-4-0	3-2-0	3rd-6	None	4-0-0	1-4-0	0-0-0	113	71
1940	4-4-1	3-1-1	3rd-6	None	3-1-1	1-2-0	0-1-0	129	115
1941	4-5-1	3-4-0	5th-9	None	2-2-1	2-3-0	0-0-0	200	152

HEAD COACH WALTER MILNER (5-4-0; 4-3-0)									
1942	5-4-0	4-3-0	5th-9	None	4-2-0	1-2-0	0-0-0	100	102

HEAD COACH JACK CURTICE (24-13-3; 12-10-2)									
1946	3-6-0	2-4-0	6th-9	None	2-4-0	1-2-0	0-0-0	135	149
1947	5-3-1	2-3-1	5th-9	None	4-1-1	1-2-0	0-0-0	159	79
1948	8-2-1	4-1-1	2nd-9	Sun Bowl	5-1-1	3-1-0	0-0-0	361	182
1949	8-2-1	4-2-0	3rd-9	Sun Bowl	5-1-0	3-1-1	0-0-0	292	113

HEAD COACH MIKE BRUMBLOW (46-24-3; 27-15-2)									
1950	7-3-0	4-2-0	3rd-9	None	5-1-0	2-2-0	0-0-0	279	232
1951	3-7-0	3-4-0	5th-9	None	2-3-0	1-4-0	0-0-0	152	241
1952	5-5-1	2-3-1	6th-7	None	3-3-0	2-1-1	0-1-0	204	231
1953	8-2-0	4-2-0	3rd-7	Sun Bowl	6-1-0	2-1-0	0-0-0	257	144
1954	8-3-0	4-2-0	3rd-7	Sun Bowl	6-1-0	2-2-0	0-0-0	290	197
1955	6-2-2	4-2-1	4th-7	None	2-1-2	4-1-0	0-0-0	227	114
1956	9-2-0	6-0-0	1st-6	Sun Bowl	5-1-0	4-1-0	0-0-0	305	78

HEAD COACH BEN COLLINS (18-29-1; 9-15-0)									
1957	6-3-0	3-2-0	3rd-6	None	4-1-0	2-2-0	0-0-0	202	168
1958	2-7-0	1-4-0	5th-6	None	1-4-0	1-3-0	0-0-0	92	179
1959	3-7-0	2-3-0	5th-6	None	3-3-0	0-4-0	0-0-0	163	191
1960	4-5-1	2-3-0	4th-6	None	3-3-0	1-2-1	0-0-0	167	176
1961	3-7-0	1-3-0	4th-5	None	1-4-0	2-3-0	0-0-0	176	28

INDEPENDENT STATUS

HEAD COACH BUM PHILLIPS (4-5-0)								
1962	4-5-0	—	None	3-2-0	1-3-0	0-0-0	84	144

HEAD COACH WARREN HARPER (3-15-2)								
1963	3-7-0	—	None	3-3-0	0-4-0	0-0-0	98	142
1964	0-8-2	—	None	0-4-1	0-4-1	0-0-0	64	217

HEAD COACH BOBBY DOBBS (41-35-2; 10-20-0)								
1965	8-3-0	—	Sun Bowl	6-1-0	2-2-0	0-0-0	317	206
1966	6-4-0	—	None	5-1-0	1-3-0	0-0-0	293	187
1967	7-2-1	—	Sun Bowl	5-1-0	2-1-1	0-0-0	337	145

WESTERN ATHLETIC CONFERENCE

Year	Overall	Conf. Place	Postseason	Home	Away	Neut.	PF	PA	
1968	4-5-1	3-3-0	4th-8	None	3-3-1	1-2-0	0-0-0	232	225
1969	4-6-0	2-5-0	6th-8	None	2-4-0	2-2-0	0-0-0	158	242
1970	6-4-0	4-3-0	4th-8	None	3-3-0	3-1-0	0-0-0	263	206
1971	5-6-0	1-6-0	8th-8	None	3-4-0	2-2-0	0-0-0	166	217

HEAD COACH BOBBY DOBBS (1-5)/TOMMY HUDSPETH (1-3-0)									
1972	2-8-0	1-6-0	8th-8	None	2-4-0	0-4-0	0-0-0	182	345

HEAD COACH TOMMY HUDSPETH (1-14; 1-10)									
1973	0-11-0	0-7-0	8th-8	None	0-7-0	0-4-0	0-0-0	142	544

HEAD COACH GIL BARTOSH (6-27-0; 3-17-0)									
1974	4-7-0	3-4-0	T4th-8	None	2-3-0	2-4-0	0-0-0	246	298
1975	1-10-0	0-6-0	8th-8	None	1-4-0	0-6-0	0-0-0	109	281
1976	1-10-0	0-7-0	8th-8	None	1-4-0	0-6-0	0-0-0	159	314

HEAD COACH BILL MICHAEL (5-43-0; 2-25-0)									
1977	1-10-0	0-7-0	8th-8	None	1-4-0	0-6-0	0-0-0	168	469
1978	1-11-0	1-5-0	7th-7	None	1-4-0	0-7-0	0-0-0	151	424
1979	2-9-0	0-7-0	8th-8	None	2-3-0	0-6-0	0-0-0	106	271
1980	1-11-0	1-6-0	T8th-9	None	0-5-0	1-6-0	0-0-0	143	424

HEAD COACH BILL MICHAEL (0-2-0)/BILL ALTON (1-8-0)									
1981	1-10-0	1-6-0	8th-9	None	1-5-0	0-5-0	0-0-0	146	441

HEAD COACH BILL YUNG (7-39-0; 3-28-0)									
1982	2-10-0	1-6-0	9th-9	None	1-5-0	1-5-0	0-0-0	177	417
1983	2-10-0	0-8-0	9th-9	None	2-5-0	0-5-0	0-0-0	210	359
1984	2-9-0	1-7-0	T8th-9	None	2-3-0	0-6-0	0-0-0	180	374
1985	1-10-0	1-7-0	9th-9	None	1-3-0	0-6-0	0-1-0	196	375

HEAD COACH BOB STULL (21-15-0; 13-11-0)									
1986	4-8-0	2-6-0	8th-9	None	3-2-0	1-6-0	0-0-0	309	391
1987	7-4-0	5-3-0	4th-9	None	4-2-0	3-2-0	0-0-0	309	234
1988	10-3-0	6-2-0	2nd-9	Independence Bowl	6-0-0	4-2-0	0-1-0	445	275

HEAD COACH DAVID LEE (11-41-1; 5-29-1)									
1989	2-10-0	1-7-0	8th-9	None	1-5-0	1-5-0	0-0-0	238	412
1990	3-8-0	1-7-0	9th-9	None	3-3-0	0-5-0	0-0-0	191	342
1991	4-7-1	2-5-1	T6th-9	None	2-4-0	2-3-1	0-0-0	254	252
1992	1-10-0	1-7-0	10th-10	None	0-5-0	1-5-0	0-0-0	254	386

HEAD COACH DAVID LEE (1-6-0)/CHARLIE BAILEY (0-5-0)									
1993	1-11-0	0-8-0	10th-10	None	1-4-0	0-7-0	0-0-0	220	451

HEAD COACH CHARLIE BAILEY (19-53-1; 11-40-1)									
1994	3-7-1	1-6-1	9th-10	None	2-2-1	1-4-0	0-1-0	217	358
1995	2-10-0	1-7-0	10th-10	None	2-4-0	0-6-0	0-0-0	263	486
1996	2-9-0	0-8-0	8th-8 MD	None	1-4-0	1-5-0	0-0-0	183	314
1997	4-7-0	3-5-0	6th-8 MD	None	3-2-0	1-5-0	0-0-0	162	311
1998	3-8-0	3-5-0	T5th-8 PD	None	2-3-0	1-5-0	0-0-0	226	305
1999	5-7-0	3-4-0	6th-8	None	4-1-0	1-6-0	0-0-0	306	389

HEAD COACH GARY NORD (14-34-0; 10-22-0)									
2000	8-4-0	7-1-0	T1st-9	Humanitarian Bowl	5-0-0	3-4-0	0-0-0	378	336
2001	2-9-0	1-7-0	9th-10	None	2-3-0	0-6-0	0-0-0	235	414
2002	2-10-0	1-7-0	T9th-10	None	2-3-0	0-7-0	0-0-0	220	511
2003	2-11-0	1-7-0	9th-10	None	1-6-0	1-5-0	0-0-0	288	498

HEAD COACH MIKE PRICE (45-52-0; 28-36-0)									
2004	8-4-0	6-2-0	2nd-10	Houston Bowl	5-1-0	3-2-0	0-1-0	429	301

CONFERENCE USA

Year	Overall	Conf. Place	Postseason	Home	Away	Neut.	PF	PA	
2005	8-4-0	5-3-0	2nd-6 WD	GMAC Bowl	5-1-0	3-2-0	0-1-0	382	311
2006	5-7-0	3-							

YEARLY RESULTS

1914

Won 2, Lost 3, Tied 0
Tommy Dwyer, Coach
Independent

Date	Opponent	Result	Score
0 24	YMCA	W	7-6
0 31	at New Mexico State	L	0-19
N 7	at New Mexico Military	L	0-19
N 14	20th Infantry	W	27-0
N 26	at El Paso High	L	0-20

1915

Won 3, Lost 2, Tied 0
Tommy Dwyer, Coach
Independent

Date	Opponent	Result	Score
0 7	20th Infantry	W	42-6
0 21	4th Artillery	W	13-6
0 30	at New Mexico State	L	0-34
N 11	2nd Artillery	L	0-14
N 24	at El Paso High	W	0-0

1916

Won 2, Lost 3, Tied 0
Tommy Dwyer, Coach
Independent

Date	Opponent	Result	Score
0 21	El Paso High	L	3-14
N 4	at Arizona	L	0-41
N 20	at El Paso High	W	19-0
N 25	at New Mexico State	W	6-3
N 30	New Mexico Military	L	0-79

1917

Won 0, Lost 0, Tied 1
Tommy Dwyer, Coach
Independent

Date	Opponent	Result	Score
	at El Paso High	T	0-0

1918

No Games Played

1919

Won 2, Lost 4, Tied 0
Tommy Dwyer, Coach
Independent

Date	Opponent	Result	Score
0 24	Motor Transport	W	32-0
N 1	at El Paso High	W	15-6
N 8	New Mexico Military	L	7-12
N 15	New Mexico	L	13-57
N 24	at Arizona	L	0-46
N 27	Fort Bliss All-Stars	L	0-0

1920

Won 2, Lost 4, Tied 0
H.E. Van Surdam, Coach
Independent

Date	Opponent	Result	Score
0 30	Arizona	L	7-60
N 6	at New Mexico	L	0-78
N 11	New Mexico State	L	7-12

N 19	at New Mexico Military	L	3-41
N 25	Base Hospital	W	28-0
N 30	Aviation Corps	W	3-0

1921

Won 1, Lost 4, Tied 0
Thomas C. Holiday, Coach
Independent

Date	Opponent	Result	Score
0 21	Calumus Club	L	0-21
N 5	at Arizona	L	0-74
N 11	New Mexico State	L	0-13
N 19	at New Mexico Military	L	7-27
N 24	Fort Bliss All-Stars	W	14-7

1922

Won 5, Lost 4, Tied 0
Jack C. Vowell, Coach
Independent

Date	Opponent	Result	Score
5 30	Arizona	L	0-18
0 6	Commercial Club	L	6-7
0 14	El Paso JC	W	58-0
0 21	Lower Valley	W	40-0
0 28	at New Mexico	L	0-13
N 4	New Mexico Military	W	12-0
N 11	at New Mexico State	L	0-64
N 18	8th Cavalry	W	38-0
N 23	Daniel Baker	W	3-0

1923

Won 3, Lost 4, Tied 0
Jack C. Vowell, Coach
Independent

Date	Opponent	Result	Score
0 13	8th Cavalry	W	20-0
0 20	at Arizona	L	7-12
0 27	New Mexico	L	0-3
N 3	at New Mexico Military	L	7-19
N 11	New Mexico State	L	2-23
N 22	at Sul Ross	W	54-2
D 8	at First Division	W	25-6

1924

Won 3, Lost 4, Tied 1
George B. Powell, Coach
Independent

Date	Opponent	Result	Score
0 18	Sul Ross	W	32-6
0 25	at New Mexico	L	0-18
N 1	at New Mexico Military	T	6-6
N 8	New Mexico State	L	0-19
N 15	El Paso JC	W	26-0
N 27	Wayland	W	6-2

1925

Won 5, Lost 1, Tied 1
George B. Powell, Coach
Independent

Date	Opponent	Result	Score
0 17	at Sul Ross	L	7-31
0 24	New Mexico	W	19-2
0 31	New Mexico Military	W	28-0
N 7	New Mexico State	T	6-6

N 13	El Paso JC	W	12-6
N 21	at Western New Mexico	W	19-0
N 26	Arizona State	W	27-12

1926

Won 3, Lost 4, Tied 0
George B. Powell, Coach
Independent

Date	Opponent	Result	Score
0 16	Western New Mexico	W	25-3
0 23	at New Mexico	L	7-19
0 30	at New Mexico Military	W	20-7
N 6	New Mexico State	L	8-10
N 13	Sul Ross	L	0-21
N 20	New Mexico Mines	W	40-0
N 25	at St. Edward's	L	6-32

1927

Won 2, Lost 2, Tied 2
E.J. Stewart, Coach
Independent

Date	Opponent	Result	Score
0 6	Arizona	L	6-28
0 22	New Mexico	T	6-6
0 29	New Mexico Military	W	19-3
N 12	New Mexico State	W	19-7
N 19	at Hardin-Simmons	L	19-34
N 24	Arizona State	T	0-0

1928

Won 3, Lost 4, Tied 1
E.J. Stewart, Coach
Independent

Date	Opponent	Result	Score
0 5	Western New Mexico	W	68-0
0 13	Southwestern (Texas)	L	7-33
0 20	Arizona State	T	0-0
0 27	Arizona	L	6-12
N 3	Sul Ross	L	0-18
N 9	New Mexico State	W	6-0
N 17	at New Mexico	L	0-33
N 29	Hardin-Simmons	W	13-7

1929

Won 6, Lost 1, Tied 2
Mack Saxon, Coach
Independent

Date	Opponent	Result	Score
5 28	New Mexico Mines	W	46-0
0 5	Arizona State	W	31-7
0 19	at Arizona	L	0-19
0 25	Wayland	W	9-6
N 2	at Sul Ross	T	0-0
N 9	New Mexico State	W	8-0
N 16	at New Mexico Military	W	20-14
N 23	Gila College	W	40-0
N 30	St. Edward's	T	0-0

1930

Won 7, Lost 1, Tied 1
Mack Saxon, Coach
Independent

Date	Opponent	Result	Score
5 27	at Texas	L	0-28

0 4	Arizona State	W	19-6
0 11	Gila College	W	39-6
0 17	at Texas Tech	W	31-0
0 24	New Mexico Military	W	27-7
N 1	at New Mexico	W	20-13
N 8	Arizona	T	0-0
N 15	at New Mexico State	W	25-0
N 27	Sul Ross	W	25-7

1931

Won 7, Lost 1, Tied 0
Mack Saxon, Coach
Independent

Date	Opponent	Result	Score
5 26	Wayland	W	0-0
0 3	Arizona State	W	27-13
0 9	Sul Ross#	W	26-0
0 17	Hardin-Simmons	L	0-45
0 24	at New Mexico Military	W	31-6
0 31	McMurry	W	18-7
N 11	Texas Tech	W	14-12
N 21	New Mexico State	W	20-0

#Game played in Marfa, Texas

1932

Won 7, Lost 3, Tied 0
Mack Saxon, Coach
Independent

Date	Opponent	Result	Score
0 1	Wayland	W	38-7
0 8	Howard Payne	W	19-7
0 14	at Hardin-Simmons	W	13-2
0 22	New Mexico Military	W	14-12
0 29	at New Mexico State	W	31-6
N 11	at Arizona State	L	14-15
N 19	at Army All-Stars	W	44-7
N 24	St. Edward's	W	27-13
N 28	Oklahoma State	L	7-20
J 2	SMU	L	0-26

1914

Won 2, Lost 3, Tied 0
Tommy Dwyer, Coach
Independent

Date	Opponent	Result	Score
0 24	YMCA	W	7-6
0 31	at New Mexico State	L	0-19
N 7	at New Mexico Military	L	0-19
N 14	20th Infantry	W	27-0
N 26	at El Paso High	L	0-20

1915

Won 3, Lost 2, Tied 0
Tommy Dwyer, Coach
Independent

Date	Opponent	Result	Score
0 7	20th Infantry	W	42-6
0 21	4th Artillery	W	13-6
0 30	at New Mexico State	L	0-34
N 11	2nd Artillery	L	0-14
N 24	at El Paso High	W	0-0

YEARLY RESULTS CONT.

1936

Won 5, Lost 3, Tied 1
Mack Saxon, Coach
Border Conference: Won 2, Lost 1, Tied 1

Date	Opponent	Result	Score
S 26	West Texas State	L	7-13
O 3	New Mexico Military	W	13-6
O 17	New Mexico*	W	12-7
O 24	at Sul Ross	W	6-0
O 31	at Northern Arizona*	T	0-0
N 7	at Western New Mexico	W	21-0
N 14	Arizona State*	L	0-19
N 26	New Mexico State*	W	27-7
J 1	Hardin-Simmons+	L	6-34

+Sun Bowl
*Border Conference game

1937

Won 7, Lost 1, Tied 2
Mack Saxon, Coach
Border Conference: Won 2, Lost 1, Tied 1

Date	Opponent	Result	Score
S 24	at New Mexico State*	L	0-14
O 1	at New Mexico Military	W	19-3
O 9	West Texas State	W	16-14
O 16	at New Mexico*	T	7-7
O 23	at Santa Barbara	T	13-13
O 30	Greeley State	W	20-0
N 6	Northern Arizona*	W	53-13
N 11	at Arizona State*	W	19-0
N 20	Sul Ross	W	34-20
N 27	St. Edward's	W	34-7

*Border Conference game

1938

Won 6, Lost 3, Tied 0
Mack Saxon, Coach
Border Conference: Won 3, Lost 2, Tied 0

Date	Opponent	Result	Score
O 1	New Mexico Military	W	26-0
O 8	Greeley State	W	32-0
O 15	New Mexico*	W	7-6
O 22	Texas Tech#*	L	7-14
O 29	at St. Mary's (Texas)	L	6-13
N 11	at Arizona*	W	26-14
N 19	Arizona State*	W	14-6
N 24	at New Mexico State*	L	9-13
D 3	at Fresno State	W	26-6

Game played in Odessa, Texas
*Border Conference game

1939

Won 5, Lost 4, Tied 0
Mack Saxon, Coach
Border Conference: Won 3, Lost 2, Tied 0

Date	Opponent	Result	Score
S 23	Texas Tech*	W	7-2
S 30	at Fresno State	L	7-0
O 7	at Hardin-Simmons	L	0-12
O 13	at New Mexico*	L	0-14
O 21	Wichita	W	17-0
O 25	at Arizona State*	L	7-27
N 11	Arizona*	W	14-6
N 18	Louisiana Tech	W	27-0
N 25	at New Mexico State*	W	34-0

*Border Conference game

1940

Won 4, Lost 4, Tied 1
Mack Saxon, Coach
Border Conference: Won 3, Lost 1, Tied 1

Date	Opponent	Result	Score
S 21	at Northern Arizona*	W	28-7
S 28	North Dakota	W	20-6
O 5	at Louisiana Tech	L	7-19
O 12	Hardin-Simmons#	L	6-14
O 19	New Mexico*	W	9-7
O 26	Arizona State*	T	0-0
N 3	Arizona*	L	13-20
N 11	at Fresno State	L	6-16
N 30	New Mexico State*	W	40-26

Game played in Odessa, Texas
*Border Conference game

1941

Won 4, Lost 5, Tied 1
Mack Saxon, Coach
Border Conference: Won 3, Lost 4, Tied 0

Date	Opponent	Result	Score
S 27	Louisiana Tech	T	0-0
O 4	at New Mexico*	L	14-16
O 11	260th Coast Artillery	W	54-6
O 17	Loyola-Marymount	L	6-20
O 25	at Hardin-Simmons*	L	14-44
N 1	at Arizona*	L	14-33
N 8	at Arizona State*	W	28-0
N 15	West Texas State*	L	7-40
N 22	at New Mexico State*	W	40-13
N 29	Northern Arizona*	W	23-20

*Border Conference game

1942

Won 5, Lost 4, Tied 0
Walter Milner, Coach
Border Conference: Won 4, Lost 3, Tied 0

Date	Opponent	Result	Score
S 27	at Louisiana Tech	L	0-20
O 2	New Mexico*	W	7-0
O 9	Abilene Christian	W	20-14
O 17	at West Texas State*	L	0-7
O 24	Hardin-Simmons*	L	0-39
O 31	at Northern Arizona*	W	20-0
N 7	Arizona State*	W	40-6
N 14	Arizona*	L	0-7
N 21	New Mexico State*	W	61-6

1943-45

No Games Played

1946

Won 3, Lost 6, Tied 0
Jack Curtice, Coach
Border Conference: Won 2, Lost 4, Tied 0

Date	Opponent	Result	Score
S 27	Drake	L	2-7
O 12	at Arizona*	L	13-26
O 19	West Texas State*	W	26-20
O 26	Houston	W	20-7
N 2	at New Mexico*	L	13-21
N 9	at Arizona State*	W	34-20
N 16	Hardin-Simmons*	L	7-20
N 22	Brigham Young	L	13-14
N 28	New Mexico State*	L	7-14

*Border Conference game

1947

Won 5, Lost 3, Tied 1
Jack Curtice, Coach
Border Conference: Won 2, Lost 3, Tied 1

Date	Opponent	Result	Score
S 19	at Drake	W	19-7
S 26	Kansas State	W	20-6
O 4	Northern Arizona	W	40-0
O 11	at West Texas State*	L	0-14
O 18	Arizona*	L	13-14
N 1	New Mexico*	T	20-20
N 8	Arizona State*	W	21-0
N 15	at Hardin-Simmons*	L	0-18
N 22	New Mexico State*	W	26-0

*Border Conference game

1948

Won 8, Lost 2, Tied 1
Jack Curtice, Coach
Border Conference: Won 4, Lost 1, Tied 1

Date	Opponent	Result	Score
S 18	McMurry	W	33-14
S 25	Houston	W	35-7
O 9	West Texas State*	W	21-7
O 15	Brigham Young	W	34-20
O 23	at New Mexico*	W	27-13
O 30	Hardin-Simmons*	T	27-27
N 6	at Texas Tech*	L	6-46
N 13	at Arizona*	W	25-14
N 25	New Mexico State*	W	92-7
D 4	at Hawaii	W	49-6
J 1	West Virginia+	L	12-21

+Sun Bowl
*Border Conference game

1949

Won 8, Lost 2, Tied 1
Jack Curtice, Coach
Border Conference: Won 4, Lost 2, Tied 0

Date	Opponent	Result	Score
S 17	at Brigham Young	W	47-6
S 24	John Carroll	W	33-7
O 1	Hawaii	W	14-7
O 8	at West Texas State*	W	34-7
O 15	at Arizona*	W	28-0
O 22	New Mexico*	W	7-0
O 29	at Hardin-Simmons*	L	14-33
N 5	Texas Tech*	L	0-13
N 12	at West Virginia	T	13-13
N 25	New Mexico State*	W	69-7
J 1	Georgetown+	W	33-20

+Sun Bowl
*Border Conference game

1950

Won 7, Lost 3, Tied 0
Mike Brumbelow, Coach
Border Conference: Won 4, Lost 2, Tied 0

Date	Opponent	Result	Score
S 16	at Cincinnati	L	0-32
S 23	New Mexico State*	W	40-0
O 7	Idaho	W	43-33
O 14	Arizona*	W	14-13
O 21	at New Mexico*	W	48-13
O 28	at Texas Tech*	L	7-61
N 4	West Texas State*	L	12-40
N 11	Hardin-Simmons*	W	21-20
N 25	West Virginia	W	48-7
D 1	at Hawaii	W	46-13

*Border Conference game

1951

Won 3, Lost 7, Tied 0
Mike Brumbelow, Coach
Border Conference: Won 3, Lost 4, Tied 0

Date	Opponent	Result	Score
S 22	North Texas State	L	0-33
S 29	New Mexico State*	W	41-7
O 6	at Abilene Christian	L	13-20
O 13	at Arizona*	L	15-19
O 20	New Mexico*	W	32-7
O 27	at Cincinnati	L	18-53
N 3	Texas Tech*	L	7-27
N 9	at Hardin-Simmons*	L	0-46
N 17	Arizona State*	L	13-23
N 24	at West Texas State*	W	13-6

*Border Conference game

1952

Won 5, Lost 5, Tied 1
Mike Brumbelow, Coach
Border Conference: Won 2, Lost 3, Tied 1

Date	Opponent	Result	Score
S 20	North Texas State#	L	14-27
S 27	Sul Ross	W	42-0
O 4	Hawaii	W	42-25
O 11	at Texas Tech*	W	20-14
O 18	at New Mexico State*	T	20-20
O 25	New Mexico	L	13-14
N 1	at Midwestern	W	13-7
N 8	Hardin-Simmons*	L	26-27
N 15	Arizona*	L	7-55
N 22	at Arizona State*	L	0-39
N 27	West Texas State*	W	7-3

#Game played in Odessa, Texas
*Border Conference game

1953

Won 8, Lost 2, Tied 0
Mike Brumbelow, Coach
Border Conference: Won 4, Lost 2, Tied 0

Date	Opponent	Result	Score
S 19	Sul Ross	W	26-7
S 26	Texas Tech*	L	6-27
O 3	Arizona State*	W	28-27
O 17	New Mexico State*	W	39-0
O 24	North Texas State	W	26-21
O 31	Midwestern	W	27-7
N 7	at Hardin-Simmons*	L	13-14
N 14	at Arizona*	W	28-20
N 28	at West Texas State*	W	27-7
J 1	Southern Mississippi+	W	37-14

+Sun Bowl
*Border Conference game

1954

Won 8, Lost 3, Tied 0
Mike Brumbelow, Coach
Border Conference: Won 3, Lost 2, Tied 0

Date	Opponent	Result	Score
S 18	Sul Ross	W	35-14
S 25	McMurry	W	27-6
O 2	at Arizona State*	L	27-34
O 9	at Texas Tech*	L	28-55
O 16	Trinity (Texas)	L	14-20

0 23	at North Texas State	W	6-0
0 30	at New Mexico State*	W	12-7
N 6	Hardin-Simmons*	W	20-7
N 13	Arizona*	W	41-21
N 25	West Texas State*	W	33-13
J 1	Florida State+	W	47-20

+Sun Bowl

*Border Conference game

1955

Won 6, Lost 2, Tied 2

Mike Brumbelow, Coach

Border Conference: Won 4, Lost 2, Tied 1

Date	Opponent	Result	Score
S 24	North Texas State	T	7-7
0 1	at New Mexico	W	34-0
0 8	Texas Tech*	T	27-27
0 15	at Arizona*	W	29-0
0 22	at Wichita State*	W	28-12
0 29	New Mexico State*	W	41-6
N 4	at Hardin-Simmons*	L	21-23
N 12	Arizona State*	L	13-20
N 19	West Texas State*	W	13-6
N 25	at Trinity (Texas)	W	14-13

*Border Conference game

1956

Won 9, Lost 2, Tied 0

Mike Brumbelow, Coach

Border Conference: Won 6, Lost 0, Tied 0

Date	Opponent	Result	Score
S 22	at Texas Tech*	W	17-13
S 29	Abilene Christian	W	20-0
0 6	New Mexico	W	34-0
0 13	Arizona*	W	28-6
0 20	at North Texas State	L	6-13
0 26	at New Mexico State*	W	51-7
N 3	Hardin-Simmons*	W	51-13
N 10	at Arizona State*	W	28-0
N 17	at West Texas State*	W	16-13
N 24	Trinity (Texas)	W	54-0
J 1	16 George Washington+	L	0-13

+Sun Bowl

*Border Conference game

1957

Won 6, Lost 3, Tied 0

Ben Collins, Coach

Border Conference: Won 3, Lost 2, Tied 0

Date	Opponent	Result	Score
S 21	North Texas State	W	14-13
S 28	West Texas State*	W	20-12
0 5	at New Mexico	W	15-13
0 12	Texas Tech	W	26-14
0 26	New Mexico State*	W	42-12
N 2	at Hardin-Simmons*	L	20-33
N 9	Arizona State*	L	7-43
N 16	at Arizona*	W	51-14
N 23	at Trinity (Texas)	L	7-14

*Border Conference game

1958

Won 2, Lost 7, Tied 0

Ben Collins, Coach

Border Conference: Won 1, Lost 4, Tied 0

Date	Opponent	Result	Score
S 20	at North Texas State	L	8-26
S 27	New Mexico	W	15-6
0 4	Abilene Christian	L	6-14
0 11	at West Texas State*	W	29-12
0 25	at New Mexico State*	L	16-17
N 1	Hardin-Simmons*	L	6-14
N 8	at Arizona State*	L	0-27
N 15	Arizona*	L	12-14
N 22	Trinity (Texas)	L	0-49

*Bor

der Conference game

1959

Won 3, Lost 7, Tied 0

Ben Collins, Coach

Border Conference: Won 2, Lost 3, Tied 0

Date	Opponent	Result	Score
S 19	Mexico	W	43-8
S 26	North Texas State	L	7-31
0 3	at New Mexico	L	7-17
0 10	West Texas State*	W	13-12
0 17	at Trinity (Texas)	L	20-21
0 24	New Mexico State*	W	20-15
0 31	at Hardin-Simmons*	L	14-25
N 7	Arizona State*	L	7-20
N 14	Abilene Christian	L	22-28
N 21	at Arizona*	L	0-14

*Border Conference game

1960

Won 4, Lost 5, Tied 1

Ben Collins, Coach

Border Conference: Won 2, Lost 3, Tied 0

Date	Opponent	Result	Score
S 17	Utah State	L	7-20
S 24	at North Texas State	T	16-16
0 1	New Mexico	W	23-17
0 8	at West Texas State*	W	6-3
0 15	Trinity (Texas)	W	41-14
0 29	Hardin-Simmons*	W	45-6
N 5	at Arizona State*	L	0-24
N 12	Arizona*	L	14-28
N 19	Bowling Green	L	0-21
N 26	at 15 New Mexico State*	L	15-27

*Border Conference game

1961

Won 3, Lost 7, Tied 0

Ben Collins, Coach

Border Conference: Won 1, Lost 3, Tied 0

Date	Opponent	Result	Score
S 16	at Utah State	L	6-21
S 30	West Texas State*	L	27-56
0 7	at New Mexico	L	6-7
0 14	McMurry	W	20-16
0 21	at Trinity (Texas)	W	19-14
0 28	New Mexico State*	L	6-42
N 4	at Hardin-Simmons*	W	35-7
N 11	Arizona State*	L	28-48
N 18	at Arizona	L	15-48
N 25	North Texas State	L	14-24

*Border Conference game

1962

Won 4, Lost 5, Tied 0

Bum Phillips, Coach

Independent

Date	Opponent	Result	Score
S 22	at North Texas State	L	6-19
S 29	at West Texas State	L	0-49
0 6	New Mexico	W	16-14
0 13	Wyoming	L	6-14
0 27	at Arizona State	L	7-35
N 3	Hardin-Simmons	W	7-6
N 10	at New Mexico State	W	21-0
N 17	Arizona	L	0-7
N 22	Trinity (Texas)	W	21-0

1963

Won 3, Lost 7, Tied 0

Warren Harper, Coach

Independent

Date	Opponent	Result	Score
S 21	North Texas State	W	34-7
S 28	at New Mexico	L	7-23
0 5	New Mexico State	W	14-13
0 12	at Arizona	L	7-13
0 19	Arizona State	L	0-27
0 26	at Colorado State	L	14-21
N 9	at Xavier	L	0-24
N 16	Texas Tech	L	3-7
N 30	West Texas State	W	13-0
D 7	Wyoming	L	6-7

1964

Won 0, Lost 8, Tied 2

Warren Harper, Coach

Independent

Date	Opponent	Result	Score
S 19	at North Texas State	T	0-0
0 3	at West Texas State	L	0-14
0 10	at Arizona State	L	13-42
0 17	at Wyoming	L	6-20
0 24	Brigham Young	T	18-18
0 31	Utah	L	0-41
N 7	New Mexico	L	12-20
N 14	Arizona	L	0-14
N 21	at New Mexico State	L	7-13
N 26	Colorado State	L	8-35

YEARLY RESULTS CONT.

Teams	Score	Date	First Downs	- Rushing - Att.	Yards	Passing	-Passing- Yards	Plays	Total Offense	Fum.	Pen.	Time Poss.	Avg. Pos.	Third Downs
1965 (8-3) – Bobby Dobbs, Head Coach														
@ Texas Western	W 61-15	9/18/65	20	29	31	25-40-3-5	634	69	665	2-2	4-46	N/A	N/A	N/A
North Texas		22,515	9	28	42	18-42-2-1	144	70	186	3-1	3-11	N/A	N/A	N/A
Texas Western	W 35-14	9/25/65	16	24	56	16-35-3-5	297	59	353	1-1	4-57	N/A	N/A	N/A
@ New Mexico		29,952	13	59	193	8-25-2-0	61	85	254	5-2	4-30	N/A	N/A	N/A
@ Texas Western	W 21-6	10/2/65	17	23	(-14)	18-43-3-2	309	66	295	1-1	9-113	N/A	N/A	N/A
New Mexico State		29,052	13	29	102	15-46-2-0	159	75	261	1-1	5-44	N/A	N/A	N/A
@ Texas Western	W 35-10	10/9/65	27	31	128	25-54-3-1	364	85	492	4-3	8-65	N/A	N/A	N/A
Colorado State		20,102	17	44	196	9-28-1-0	81	72	277	2-1	8-82	N/A	N/A	N/A
Texas Western	L 14-38	10/16/65	10	30	(-72)	14-47-3-2	249	77	147	4-3	0-0	N/A	N/A	N/A
@ Wyoming		16,742	18	46	187	13-27-1-3	170	73	357	4-3	5-79	N/A	N/A	N/A
@ Texas Western	L 20-28	10/30/65	19	18	65	25-53-3-0	326	71	391	1-0	8-92	N/A	N/A	N/A
Arizona State		24,753	13	54	157	12-20-0-1	138	74	295	3-2	4-35	N/A	N/A	N/A
Texas Western	L 3-10	11/6/65	15	34	24	19-46-0-0	209	80	233	3-2	5-45	N/A	N/A	N/A
@ Arizona		24,500	8	50	83	9-15-3-0	71	65	154	3-2	11-90	N/A	N/A	N/A
Texas Western	W 20-19	11/13/65	7	24	36	8-27-4-1	195	51	231	4-4	6-40	N/A	N/A	N/A
@ Utah		8,833	18	71	210	7-19-2-1	88	90	298	2-2	3-36	N/A	N/A	N/A
@ Texas Western	W 57-33	11/20/65	21	35	127	21-45-2-4	273	80	400	4-2	9-96	N/A	N/A	N/A
Xavier		20,144	17	33	73	21-52-3-3	268	85	341	3-1	7-79	N/A	N/A	N/A
@ Texas Western	W 38-21	11/27/65	24	33	61	29-56-2-2	355	89	416	4-4	6-71	N/A	N/A	N/A
West Texas State		14,767	14	25	15	18-45-5-2	315	70	330	1-1	4-27	N/A	N/A	N/A
@ Texas Western	W 13-12	12/31/65	14	24	12	21-34-3-1	208	58	220	2-0	3-45	N/A	N/A	N/A
TCU+		27,450	18	50	100	15-28-3-1	148	78	248	4-3	5-35	N/A	N/A	N/A

+ 1965 Sun Bowl, El Paso, Texas

1966 (6-4) – Bobby Dobbs, Head Coach														
Texas Western	L 26-30	9/17/66	17	23	41	15-45-3-3	256	68	297	3-2	7-85	N/A	N/A	N/A
@ Arizona State		39,367	16	50	(-13)	17-31-0-3	200	81	187	3-2	3-25	N/A	N/A	N/A
Texas Western	L 9-12	9/24/66	17	30	(-44)	25-49-1-1	300	79	256	3-0	9-80	N/A	N/A	N/A
@ North Texas		10,500	10	34	48	18-41-3-1	217	75	265	3-1	14-108	N/A	N/A	N/A
@ Texas Western	W 51-3	10/1/66	16	40	115	14-32-0-2	196	72	311	2-1	8-63	N/A	N/A	N/A
New Mexico		34,453	5	42	90	5-20-4-0	47	62	137	2-1	10-70	N/A	N/A	N/A
Texas Western	W 9-3	10/8/66	17	35	106	16-34-2-1	192	69	298	1-0	4-27	N/A	N/A	N/A
@ West Texas State		19,400	10	45	122	10-23-5-0	65	68	187	2-1	11-70	N/A	N/A	N/A
@ Texas Western	W 68-21	10/15/66	24	32	82	25-42-1-7	492	74	574	7-4	6-69	N/A	N/A	N/A
Texas-Arlington		25,624	6	35	89	10-27-4-0	101	62	190	2-2	4-33	N/A	N/A	N/A
@ Texas Western	W 35-0	10/22/66	19	43	82	14-32-4-1	167	75	249	4-3	12-83	N/A	N/A	N/A
San Jose State		28,263	5	32	(-106)	8-31-3-0	96	63	(-10)	5-1	10-60	N/A	N/A	N/A
Texas Western	L 33-53	11/5/66	21	25	122	21-46-1-2	291	71	413	2-2	5-28	N/A	N/A	N/A
@ BYU		30,284	33	36	153	32-53-4-5	548	89	701	3-1	13-109	N/A	N/A	N/A
@ Texas Western	L 7-31	11/12/66	8	40	(-31)	10-29-1-1	126	69	95	1-1	8-52	N/A	N/A	N/A
Wyoming		29,174	18	44	196	14-27-1-2	216	71	412	2-1	10-133	N/A	N/A	N/A
@ Texas Western	W 28-14	11/19/66	18	30	204	11-18-1-3	219	68	423	3-2	8-57	N/A	N/A	N/A
New Mexico State		25,521	17	32	122	20-40-3-1	139	72	251	2-2	7-54	N/A	N/A	N/A
@ Texas Western	W 27-20	11/26/66	14	36	110	14-33-1-2	170	69	280	4-3	4-30	N/A	N/A	N/A
Utah		16,527	9	52	48	4-12-0-2	95	64	143	4-2	10-85	N/A	N/A	N/A

1967 (7-2-1) – Bobby Dobbs, Head Coach														
@ UTEP	W 50-14	9/16/67	22	38	187	23-45-3-3	254	83	441	2-2	7-55	N/A	N/A	N/A
UC-Santa Barbara		29,642	11	36	126	15-34-4-2	168	70	294	4-2	7-54	N/A	N/A	N/A
UTEP	L 32-33	10/7/67	13	39	0	17-44-5-1	246	83	246	3-2	8-62	N/A	N/A	N/A
@ Arizona State		39,142	16	36	204	9-30-5-3	212	73	416	1-1	10-100	N/A	N/A	N/A
UTEP	T 9-9	10/14/67	23	50	150	16-37-3-0	247	97	397	4-2	5-65	N/A	N/A	N/A
@ Arizona		37,000	8	35	61	6-22-0-1	74	69	135	3-1	13-153	N/A	N/A	N/A
@ UTEP	W 47-17	10/21/67	13	41	179	15-31-5-6	302	72	481	1-0	10-91	N/A	N/A	N/A
BYU		26,054	13	36	194	21-51-2-2	200	87	394	5-3	1-65	N/A	N/A	N/A
UTEP	W 75-12	10/27/67	15	23	39	16-37-1-7	510	60	549	3-2	3-27	N/A	N/A	N/A
@ New Mexico		9,635	24	30	43	37-66-4-1	401	96	444	5-4	7-78	N/A	N/A	N/A
@ UTEP	W 46-24	11/4/67	22	27	83	24-52-2-4	426	79	509	2-0	11-100	N/A	N/A	N/A
New Mexico State		28,233	18	47	122	14-39-2-1	197	86	319	3-0	6-81	N/A	N/A	N/A
@ UTEP	W 17-0	11/11/67	19	28	64	17-45-1-2	294	73	358	3-1	11-115	N/A	N/A	N/A
Colorado State		22,218	14	57	168	7-22-0-0	44	79	212	2-2	8-90	N/A	N/A	N/A
@ UTEP	L 19-21	11/18/67	12	31	18	13-34-1-3	182	65	200	3-2	7-35	N/A	N/A	N/A
6 Wyoming		35,023	18	45	93	22-37-2-1	256	82	349	3-2	4-70	N/A	N/A	N/A
UTEP	W 28-8	11/25/67	22	28	53	23-42-4-2	249	70	302	1-0	10-83	N/A	N/A	N/A
@ Utah		15,843	13	32	40	11-41-2-0	127	71	167	2-2	5-31	N/A	N/A	N/A
@ UTEP	W 14-7	12/30/67	16	47	75	16-35-1-1	201	72	276	0-0	9-92	N/A	N/A	N/A
Mississippi+		34,685	6	31	38	12-23-1-0	71	54	109	4-3	5-33	N/A	N/A	N/A

+ 1967 Sun Bowl, El Paso, Texas

Teams	Score	Date	First Downs	- Rushing - Att.	Yards	Passing Passing Yards	Plays	Total Off.	Fum.	Pen.	Time Poss.	Avg. Pos.	Third Downs
1968 (4-5-1, 3-3 WAC/4th) – Bobby Dobbs, Head Coach													
@ UTEP	T 14-14	9/14/68	20	28	81	29-65-0-2	342	93	423	2-2	8-90	N/A	N/A
UC-Santa Barbara		26,820	20	51	191	20-37-1-1	195	88	386	4-3	7-72	N/A	N/A
@ UTEP	W 44-15	9/21/68	19	42	143	16-36-2-2	252	78	395	1-0	9-75	N/A	N/A
New Mexico*		25,220	18	53	64	13-25-1-1	239	78	303	8-5	9-70	N/A	N/A
UTEP	L 19-31	9/28/68	17	45	(-37)	18-41-2-3	307	75	270	4-2	5-49	N/A	N/A
@ 17 Arizona State*		42,073	16	57	242	24-40-0-1	89	82	331	2-0	13-139	N/A	N/A
UTEP	L 0-25	10/5/68	10	36	27	14-41-7-0	159	77	186	1-1	8-73	N/A	N/A
@ Arizona*		37,300	17	47	134	15-34-1-0	218	81	352	4-4	5-40	N/A	N/A
@ UTEP	L 21-22	10/12/68	18	46	92	17-43-3-0	274	89	366	4-3	7-53	N/A	N/A
Long Beach State		20,102	5	36	42	8-22-1-2	139	58	181	3-1	9-85	N/A	N/A
@ UTEP	W 30-14	10/19/68	19	53	179	15-32-3-3	271	85	450	7-4	5-45	N/A	N/A
New Mexico State		25,320	12	43	174	5-27-4-0	76	70	250	4-3	2-30	N/A	N/A
UTEP	W 31-25	10/26/68	23	27	(-29)	27-48-0-3	477	75	448	1-1	3-15	N/A	N/A
@ BYU*		27,010	22	55	249	11-30-0-1	135	85	384	1-1	8-63	N/A	N/A
@ UTEP	L 31-34	11/9/68	25	33	59	28-52-0-4	401	85	460	4-1	6-56	N/A	N/A
North Texas		20,160	20	46	137	20-38-1-5	376	84	513	2-1	4-40	N/A	N/A
@ UTEP	L 19-26	11/16/68	16	20	(-60)	19-56-4-3	227	76	167	1-1	1-3	N/A	N/A
20 Wyoming*		25,874	13	66	216	5-13-2-1	70	79	286	2-2	9-136	N/A	N/A
@ UTEP	W 23-19	11/23/68	19	39	141	16-41-0-0	174	80	315	3-2	6-60	N/A	N/A
Colorado State*		13,125	21	58	255	10-29-1-1	127	87	382	2-0	10-106	N/A	N/A

* Western Athletic Conference (WAC) game

1969 (4-6, 2-5 WAC/6th) – Bobby Dobbs, Head Coach													
@ UTEP	W 14-10	9/13/69	19	50	207	10-25-3-1	188	75	395	3-2	5-45	N/A	N/A
Pacific		22,135	19	46	132	17-40-2-0	243	86	375	1-1	11-104	N/A	N/A
UTEP	W 21-6	9/27/69	13	41	200	8-21-3-1	147	62	347	4-3	8-98	N/A	N/A
@ New Mexico*		22,024	17	63	156	5-29-0-0	48	92	204	4-3	5-44	N/A	N/A
@ UTEP	L 6-24	10/4/69	21	34	44	23-56-3-0	351	90	395	0-0	9-96	N/A	N/A
Utah*		22,470	20	62	267	8-25-1-1	89	87	356	5-2	3-25	N/A	N/A
UTEP	L 9-37	10/11/69	15	36	(-3)	13-38-3-0	210	74	207	3-1	4-51	N/A	N/A
@ 18 Wyoming*		11,463	23	51	146	24-40-0-2	234	91	380	1-1	10-132	N/A	N/A
UTEP	L 10-26	10/18/69	17	37	152	23-53-4-0	229	90	381	4-2	6-65	N/A	N/A
@ Arizona*		30,000	19	59	234	10-24-1-1	144	83	378	5-3	9-126	N/A	N/A
@ UTEP	L 7-30	10/25/69	17	44	46	12-32-4-1	166	78	212	1-1	5-45	N/A	N/A
BYU*		18,581	11	50	153	4-16-0-1	82	66	235	4-2	13-137	N/A	N/A
UTEP	W 17-16	11/1/69	15	43	153	15-41-0-1	184	84	337	2-2	3-50	N/A	N/A
@ Colorado State*		11,340	12	48	210	5-18-1-0	42	66	252	5-2	5-47	N/A	N/A
@ UTEP	L 38-41	11/8/69	23	30	121	25-52-3-1	348	82	469	2-1	10-81	N/A	N/A
New Mexico State		17,640	18	60	231	9-21-3-3	165	81	396	5-1	2-25	N/A	N/A
@ UTEP	L 19-42	11/15/69	23	40	(-5)	22-60-2-1	307	100	302	3-1	6-73	N/A	N/A
Arizona State*		16,362	20	54	384	10-25-1-1	138	79	522	3-2	18-171	N/A	N/A
@ UTEP	W 17-10	11/29/69	20	67	243	7-23-4-0	95	90	338	4-2	7-43	N/A	N/A
Xavier		17,306	7	39	65	5-24-2-1	100	63	165	2-1	11-60	N/A	N/A

* Western Athletic Conference (WAC) game

1970 (6-4, 4-3 WAC/4th) – Bobby Dobbs, Head Coach													
@ UTEP	L 18-24	9/12/70	21	45	173	19-38-2-0	255	83	428	6-2	8-69	N/A	N/A
Pacific		21,340	15	32	74	22-41-0-2	216	73	290	3-3	6-86	N/A	N/A
UTEP	L 20-44	9/19/70	23	47	101	18-38-7-2	333	85	434	3-3	3-25	N/A	N/A
@ Utah*		24,745	22	54	290	12-27-0-4	200	81	490	5-4	11-136	N/A	N/A
UTEP	W 17-0	9/26/70	16	60	155	9-20-1-1	165	80	320	2-2	6-80	N/A	N/A
@ BYU*		27,468	15	50	67	8-25-1-0	74	75	141	5-5	6-29	N/A	N/A
@ UTEP	W 21-14	10/3/70	18	51	189	11-28-0-1	151	79	340	2-1	3-37	N/A	N/A
New Mexico State		15,364	17	50	163	12-26-2-2	186	76	349	3-2	9-94	N/A	N/A
UTEP	W 41-7	10/17/70	24	33	62	26-59-2-2	507	92	569	7-4	7-63	N/A	N/A
@ Colorado State*		20,879	17	60	214	11-29-4-1	197	89	411	3-1	5-45	N/A	N/A
@ UTEP	L 13-42	10/24/70	10	39	164	6-29-2-0	72	68	236	3-2	7-50	N/A	N/A
12 Arizona State*		23,035	24	67	383	14-28-1-0	222	95	605	5-2	9-115	N/A	N/A
@ UTEP	L 16-35	10/31/70	26	43	213	20-49-3-1	249	92	462	2-1	5-35	N/A	N/A
New Mexico*		13,503	16	52	365	6-9-0-0	61	61	426	2-1	9-75	N/A	N/A
@ UTEP	W 47-7	11/7/70	17	53	373	3-12-1-0	41	65	414	3-0	5-55	N/A	N/A
Wyoming*		10,053	9	49	101	4-25-3-1	57	74	158	4-3	3-31	N/A	N/A
@ UTEP	W 33-17	11/14/70	19	57	226	8-18-0-1	114	75	340	4-2	4-42	N/A	N/A
Arizona*		15,605	14	47	139	10-25-0-1	132	72	271	6-5	4-58	N/A	N/A
UTEP	W 37-16	11/19/70	24	42	228	19-35-2-2	252	77	480	2-1	4-33	N/A	N/A
@ Trinity (Texas)		1,675	12	43	125	8-20-2-2	128	63	253	3-2	3-6	N/A	N/A

* Western Athletic Conference (WAC) game

YEARLY RESULTS CONT.

Teams	Score	Date	First Downs	- Rushing - Att.	Yards	Passing	-Passing- Yards	Plays	Total Offense	Fum.	Pen.	Time Poss.	Avg. Pos.	Third Downs
1971 (5-6, 1-6 WAC/8th) – Bobby Dobbs, Head Coach														
@ UTEP	W 38-9	9/11/71	17	44	177	13-23-1-2	155	67	332	2-1	5-45	N/A	N/A	N/A
Texas-Arlington		17,212	13	40	67	18-30-3-1	158	70	225	0-0	10-90	N/A	N/A	N/A
@ UTEP	W 21-3	9/18/71	19	49	176	16-31-4-1	163	80	339	3-2	8-107	N/A	N/A	N/A
Pacific		15,353	16	43	149	13-35-7-0	125	78	274	3-2	7-75	N/A	N/A	N/A
@ UTEP	L 6-14	9/25/71	15	43	66	17-35-3-0	256	78	322	2-1	3-35	N/A	N/A	N/A
Arizona*		20,520	11	45	145	10-18-0-0	87	63	232	4-1	3-35	N/A	N/A	N/A
UTEP	L 7-24	10/2/71	4	37	12	4-9-2-0	58	46	70	1-1	6-47	24:17	N/A	N/A
@ [13] Arizona State*		50,530	26	65	248	14-24-3-2	230	89	478	2-0	6-60	35:43	N/A	N/A
@ UTEP	L 10-32	10/9/71	12	46	50	7-22-0-0	107	68	157	1-1	2-13	N/A	N/A	N/A
Utah*		13,681	21	44	235	19-43-2-1	199	87	434	2-0	8-63	N/A	N/A	N/A
UTEP	W 14-7	10/16/71	23	70	318	6-10-2-1	64	80	382	3-3	5-75	N/A	N/A	N/A
@ New Mexico State		14,682	23	35	136	16-40-3-1	194	75	330	0-0	6-60	N/A	N/A	N/A
UTEP	W 12-7	10/23/71	13	57	206	8-10-0-0	90	67	296	3-2	7-63	N/A	N/A	N/A
@ Wyoming*		19,510	17	40	99	16-33-2-0	165	73	264	4-1	2-20	N/A	N/A	N/A
@ UTEP	L 0-16	10/30/71	11	30	82	19-39-2-0	175	69	257	3-2	3-35	N/A	N/A	N/A
BYU*		12,235	18	63	300	4-13-1-0	35	76	335	2-2	12-120	N/A	N/A	N/A
UTEP	L 13-49	11/13/71	15	29	105	14-26-1-1	177	55	282	1-1	4-42	N/A	N/A	N/A
@ New Mexico*		15,650	36	90	518	5-6-1-1	127	96	645	2-1	9-108	N/A	N/A	N/A
@ UTEP	L 7-24	11/20/71	11	35	153	13-26-0-0	108	61	261	3-3	1-5	N/A	N/A	N/A
Colorado State*		7,842	23	81	363	1-3-0-0	11	84	374	3-3	4-30	N/A	N/A	N/A
@ UTEP	W 38-32	11/27/71	25	56	230	16-23-0-1	146	79	376	3-1	4-40	N/A	N/A	N/A
Long Beach State		6,530	16	44	207	16-23-1-1	185	67	408	3-1	7-75	N/A	N/A	N/A

* Western Athletic Conference (WAC) game

1972 (2-8, 1-6 WAC/8th) – Tommy Hudspeth, Bobby Dobbs[^], Head Coach														
@ UTEP	L 28-42	9/16/72	25	40	115	21-38-2-3	327	78	442	4-1	9-87	N/A	N/A	N/A
Lamar		10,573	21	66	318	1-7-1-0	49	73	367	2-2	9-90	N/A	N/A	N/A
@ UTEP	L 14-19	9/23/72	21	43	106	26-39-0-2	306	82	412	4-3	5-64	N/A	N/A	N/A
Pacific		9,250	17	55	308	3-7-0-0	23	62	331	5-2	4-50	N/A	N/A	N/A
@ UTEP	W 21-20	9/30/72	16	44	186	6-8-0-0	72	52	258	2-2	10-98	N/A	N/A	N/A
New Mexico State		11,300	23	58	165	13-20-0-2	164	78	329	1-1	7-52	N/A	N/A	N/A
UTEP	L 20-39	10/7/72	25	40	93	23-42-2-1	330	82	423	3-0	8-82	N/A	N/A	N/A
@ Utah*		20,860	19	51	256	8-14-2-2	146	65	402	3-1	11-96	N/A	N/A	N/A
UTEP	L 14-21	10/14/72	20	40	66	21-31-0-0	316	71	382	2-2	6-76	29:00	N/A	N/A
@ BYU*		31,176	18	50	118	14-24-2-0	167	74	285	3-2	9-64	31:00	N/A	N/A
@ UTEP	L 7-56	10/21/72	14	41	172	11-29-2-0	145	70	317	5-4	3-22	N/A	N/A	N/A
New Mexico*		10,240	21	73	522	4-8-0-0	43	81	565	3-1	10-67	N/A	N/A	N/A
UTEP	L 22-45	10/28/72	19	43	171	14-38-2-1	138	81	309	0-0	3-15	N/A	N/A	N/A
@ Arizona*		28,000	16	53	291	7-15-2-1	159	68	450	3-2	11-131	N/A	N/A	N/A
@ UTEP	L 14-55	11/4/72	16	28	(-5)	24-48-2-1	281	76	276	4-4	3-25	N/A	N/A	N/A
Arizona State*		7,414	22	65	438	8-17-0-2	176	82	614	5-5	3-45	N/A	N/A	N/A
@ UTEP	W 20-13	11/11/72	19	39	201	11-21-1-0	102	60	303	7-5	6-47	N/A	N/A	N/A
Wyoming*		4,600	20	67	352	5-15-3-0	68	82	420	4-2	7-68	N/A	N/A	N/A
UTEP	L 22-35	11/18/72	16	32	132	12-27-1-2	147	59	279	4-2	9-94	N/A	N/A	N/A
@ Colorado State*		14,235	22	76	299	6-10-0-2	122	86	421	3-3	6-70	N/A	N/A	N/A

[^]Dobbs was head coach for the season's first six games (1-5); Hudspeth was head coach for the season's last four games (1-3)

* Western Athletic Conference (WAC) game

1973 (0-11, 0-7 WAC/8th) – Tommy Hudspeth, Head Coach														
UTEP	L 14-62	9/8/73	11	34	13	12-32-2-2	155	66	168	4-3	3-35	N/A	N/A	N/A
@ Idaho		8,500	23	64	448	7-15-0-1	108	79	556	2-2	6-60	N/A	N/A	N/A
@ UTEP	L 9-34	9/15/73	13	37	97	15-28-2-0	135	65	232	1-1	6-50	N/A	N/A	N/A
Pacific		13,670	15	58	241	7-13-0-4	192	71	433	2-1	9-118	N/A	N/A	N/A
UTEP	L 6-82	9/22/73	10	38	(-11)	13-25-5-0	130	63	119	6-3	6-42	N/A	N/A	N/A
@ Utah*		27,143	24	61	368	9-17-0-3	175	78	543	2-1	3-25	N/A	N/A	N/A
UTEP	L 8-31	9/29/73	6	36	77	5-18-0-1	83	54	160	0-0	7-47	N/A	N/A	N/A
@ Wyoming*		17,752	26	65	308	10-20-1-0	196	85	504	5-1	4-30	N/A	N/A	N/A
@ UTEP	L 23-27	10/6/73	21	50	130	15-28-0-1	272	78	402	1-0	9-95	N/A	N/A	N/A
New Mexico State		9,745	18	39	161	11-16-0-3	191	55	352	4-2	7-67	N/A	N/A	N/A
@ UTEP	L 27-31	10/13/73	22	60	301	8-17-4-0	94	77	395	3-3	11-103	N/A	N/A	N/A
Lamar		8,385	18	55	124	13-36-2-1	147	91	289	5-3	9-115	N/A	N/A	N/A
UTEP	L 0-49	10/20/73	7	45	72	4-18-2-0	40	63	112	2-1	9-69	N/A	N/A	N/A
@ New Mexico*		12,300	21	61	340	7-17-0-2	141	78	481	3-1	7-81	N/A	N/A	N/A
@ UTEP	L 24-76	10/27/73	9	53	132	6-13-4-2	99	66	231	3-1	2-10	N/A	N/A	N/A
Colorado State*		7,350	23	49	297	20-31-0-3	308	80	605	3-3	7-54	N/A	N/A	N/A
@ UTEP	L 18-35	11/3/73	16	49	138	12-23-1-1	165	72	303	0-0	4-25	N/A	N/A	N/A
Arizona*		6,940	29	58	438	8-15-1-1	136	73	574	3-3	7-69	N/A	N/A	N/A
@ UTEP	L 13-54	11/17/73	19	42	193	19-42-1-0	201	84	394	3-1	8-89	N/A	N/A	N/A
[13] Arizona State*		7,500	30	52	482	8-24-2-2	133	76	615	3-3	9-64	N/A	N/A	N/A
@ UTEP	L 0-63	12/1/73	9	42	162	3-15-6-0	51	57	213	3-3	6-65	N/A	N/A	N/A
BYU*		7,115	28	55	285	19-32-1-1	256	87	541	2-2	10-125	N/A	N/A	N/A

* Western Athletic Conference (WAC) game

Teams	Score	Date	First Downs	- Rushing - Att.	Yards	Passing	-Passing- Yards	Plays	Total Offense	Fum.	Pen.	Time Poss.	Avg. Pos.	Third Downs
1974 (4-7, 3-4 WAC/T4th) – Gil Bartosh, Head Coach														
@ UTEP	L 14-17	9/14/74	21	57	251	9-17-1-1	113	74	364	1-1	3-30	N/A	N/A	N/A
Pacific		15,464	16	50	201	4-11-0-1	76	61	277	4-1	3-25	N/A	N/A	N/A
@ UTEP	W 34-7	9/21/74	23	66	320	6-9-0-3	135	75	455	2-0	11-139	N/A	N/A	N/A
Utah*		17,841	13	35	66	6-17-1-1	104	52	170	3-1	11-90	N/A	N/A	N/A
@ UTEP	L 12-26	9/28/74	12	44	139	5-19-2-0	112	63	251	2-2	4-30	N/A	N/A	N/A
San Diego State		22,785	24	55	301	10-29-0-1	116	84	417	5-3	7-45	N/A	N/A	N/A
UTEP	L 13-42	10/5/74	16	39	88	12-21-2-1	196	60	284	2-2	7-62	29:07	N/A	2-9
@ [12] Arizona*		38,051	30	52	284	17-33-0-2	236	85	520	3-2	8-74	30:53	N/A	10-15
UTEP	L 13-14	10/12/74	13	40	102	11-21-2-2	136	61	238	3-1	1-15	N/A	N/A	N/A
@ New Mexico State		14,500	14	55	193	6-13-3-0	128	68	327	6-2	10-108	N/A	N/A	N/A
UTEP	L 21-45	10/19/74	14	44	211	7-18-0-2	121	62	332	3-1	6-56	N/A	N/A	N/A
@ BYU*		19,628	27	38	148	28-42-1-5	394	80	542	1-1	7-73	N/A	N/A	N/A
UTEP	W 28-14	10/26/74	17	59	263	7-10-1-0	169	69	432	4-3	12-137	N/A	N/A	N/A
@ Texas-Arlington		4,600	11	43	136	7-14-0-0	70	57	206	2-1	7-59	N/A	N/A	N/A
UTEP	W 31-27	11/2/74	19	58	176	13-32-1-1	164	90	340	0-0	4-40	37:49	N/A	8-21
@ [14] Arizona State*		46,500	16	34	209	14-28-0-2	272	62	481	6-5	8-92	22:11	N/A	4-10
@ UTEP	W 35-13	11/9/74	17	39	132	10-18-1-2	173	57	305	3-1	5-55	24:21	N/A	N/A
Wyoming*		23,875	20	46	106	17-31-1-0	200	77	306	1-1	3-11	35:39	N/A	N/A
UTEP	L 24-56	11/16/74	18	50	72	11-22-2-1	133	72	205	3-1	5-54	N/A	N/A	N/A
@ Colorado State*		16,883	27	38	219	17-34-1-2	304	72	523	4-1	11-140	N/A	N/A	N/A
@ UTEP	L 21-37	11/23/74	11	39	127	7-20-3-1	135	59	262	4-2	10-85	23:34	N/A	N/A
New Mexico*		16,930	19	71	287	5-13-1-1	78	84	365	3-0	7-45	36:26	N/A	N/A

* Western Athletic Conference (WAC) game

1975 (1-10, 0-6 WAC/8th) – Gil Bartosh, Head Coach

UTEP	L 10-31	9/6/75	13	53	121	5-18-1-0	73	71	194	2-2	7-86	N/A	N/A	N/A
@ San Diego State		33,964	22	31	92	21-36-3-1	320	67	412	2-2	13-109	N/A	N/A	N/A
@ UTEP	L 24-31	9/13/75	21	67	227	10-20-0-2	113	87	340	7-4	5-57	38:27	N/A	N/A
New Mexico State		16,550	11	44	109	7-14-1-0	93	58	202	4-3	13-94	21:33	N/A	N/A
@ UTEP	W 6-3	9/20/75	12	51	160	3-19-1-0	58	70	218	6-4	1-13	27:03	N/A	N/A
East Tennessee State		13,500	6	52	140	1-13-2-0	11	65	151	2-2	11-85	32:57	N/A	N/A
UTEP	L 10-40	10/3/75	16	47	135	14-33-4-0	184	80	319	1-0	0-0	N/A	N/A	N/A
@ Pacific		15,540	19	50	178	8-13-0-0	227	63	405	1-0	6-60	N/A	N/A	N/A
@ UTEP	L 0-36	10/11/75	10	43	208	5-15-3-0	48	58	256	1-1	6-63	29:42	N/A	N/A
[17] Arizona*		15,700	18	57	296	10-19-0-3	163	76	459	0-0	4-40	30:18	N/A	N/A
UTEP	L 14-31	10/18/75	19	59	216	6-14-2-1	94	73	310	1-0	5-53	N/A	N/A	N/A
@ Wyoming*		15,151	26	65	485	2-6-0-1	22	71	507	11-4	7-80	N/A	N/A	N/A
UTEP	L 6-24	10/25/75	11	55	188	1-12-2-0	11	67	199	0-0	6-50	31:44	N/A	N/A
@ [11] Arizona State*		46,257	18	55	292	8-13-1-0	151	68	443	7-5	8-80	28:16	N/A	N/A
UTEP	L 3-23	11/1/75	17	61	307	3-15-1-0	45	76	352	1-1	11-83	N/A	N/A	N/A
@ New Mexico*		13,126	18	42	154	13-29-1-1	222	71	376	2-2	7-85	N/A	N/A	N/A
@ UTEP	L 17-21	11/8/75	13	49	198	3-11-1-0	51	60	249	2-2	8-84	27:33	N/A	N/A
Colorado State*		11,150	22	56	286	6-19-2-1	62	75	348	2-2	8-88	32:27	N/A	N/A
UTEP	L 9-21	11/15/75	15	56	129	5-9-1-1	95	65	224	3-3	7-70	34:16	N/A	3-15
@ Hawaii		18,664	13	43	170	11-14-0-1	147	57	317	8-4	11-109	25:44	N/A	4-12
@ UTEP	L 10-20	11/22/75	12	32	147	6-18-0-0	118	50	265	6-5	7-94	30:39	N/A	N/A
BYU*		7,350	16	49	133	13-24-0-0	157	73	290	5-5	7-72	29:21	N/A	N/A

* Western Athletic Conference (WAC) game

1976 (1-10, 0-7 WAC/8th) – Gil Bartosh, Head Coach

@ UTEP	W 38-15	9/4/76	27	70	384	6-10-0-0	82	80	466	2-2	11-125	N/A	N/A	N/A
Texas-Arlington		16,650	13	41	191	7-11-0-1	117	52	308	5-3	6-57	N/A	N/A	N/A
UTEP	L 10-13	9/11/76	17	64	186	4-12-0-0	61	86	247	2-0	7-55	38:50	N/A	N/A
@ New Mexico State		13,155	8	34	131	5-10-1-0	34	44	165	3-1	8-116	21:10	N/A	N/A
@ UTEP	L 7-25	9/18/76	9	43	114	6-19-2-0	64	62	178	4-2	5-47	27:54	N/A	N/A
New Mexico*		18,750	22	67	403	7-15-0-0	124	82	527	2-1	11-97	32:06	N/A	N/A
UTEP	L 14-38	10/2/76	9	47	148	7-16-1-0	102	63	250	7-7	8-81	N/A	N/A	N/A
@ Utah*		20,111	24	57	206	10-25-1-2	146	82	352	3-2	5-54	N/A	N/A	N/A
UTEP	L 12-63	10/9/76	18	57	197	7-16-1-1	95	73	292	7-5	1-19	28:50	N/A	N/A
@ Arizona*		42,177	25	65	357	8-12-1-2	162	77	519	1-0	2-28	31:10	N/A	N/A
@ UTEP	L 6-23	10/16/76	12	54	177	4-16-0-0	40	70	217	3-1	5-65	34:35	N/A	N/A
Arizona State*		15,500	13	40	165	7-25-1-0	80	65	245	2-0	9-73	25:25	N/A	N/A
UTEP	L 7-28	10/23/76	10	59	137	3-12-3-0	62	71	199	4-2	5-65	N/A	N/A	N/A
@ Colorado State*		18,652	13	58	276	3-6-0-0	19	64	295	6-4	7-65	N/A	N/A	N/A
@ UTEP	L 16-27	10/30/76	19	53	257	5-12-3-0	55	65	312	4-3	6-81	25:39	N/A	N/A
San Diego State		9,500	11	41	88	9-14-0-0	128	55	216	4-4	5-50	24:21	N/A	N/A
UTEP	L 27-40	11/6/76	17	60	287	5-9-1-2	133	69	420	1-1	9-88	31:22	N/A	5-16
@ BYU*		24,644	21	37	140	16-30-1-4	334	67	474	0-0	10-113	28:38	N/A	3-12
@ UTEP	L 10-14	11/13/76	20	57	133	9-23-1-0	160	80	293	1-1	7-65	24:36	N/A	N/A
Wyoming*		4,200	11	51	234	2-7-0-0	29	58	263	4-2	8-70	25:24	N/A	N/A
UTEP	L 12-28	11/20/76	17	49	306	6-16-2-0	89	65	395	4-3	8-82	27:59	N/A	3-9
@ Hawaii		14,169	24	59	311	10-17-0-1	108	76	419	5-2	2-29	32:01	N/A	5-12

* Western Athletic Conference (WAC) game

YEARLY RESULTS CONT.

Teams	Score	Date	First Downs	- Rushing - Att.	Yards	Passing	-Passing- Yards	Plays	Total Offense	Fum.	Pen.	Time Poss.	Avg. Pos.	Third Downs
1977 (1-10, 0-7 WAC/8th) – Bill Michael, Head Coach														
@ UTEP	L 10-41	9/10/77	18	48	132	13-24-3-1	185	72	317	4-2	2-10	N/A	N/A	N/A
North Texas		18,750	20	50	332	9-18-1-1	172	68	504	4-2	8-63	N/A	N/A	N/A
UTEP	L 17-27	9/17/77	17	49	144	12-26-2-0	151	75	295	3-2	6-76	N/A	N/A	N/A
@ Wyoming*		20,933	14	57	257	6-15-2-2	76	72	333	4-2	8-84	N/A	N/A	N/A
UTEP	L 0-54	9/24/77	12	45	66	6-29-4-0	114	74	180	9-3	8-102	N/A	N/A	N/A
@ Oklahoma State		39,000	24	74	477	3-10-0-0	73	84	550	9-6	12-116	N/A	N/A	N/A
@ UTEP	W 23-21	10/1/77	23	64	239	8-22-3-2	128	86	367	2-2	10-118	33:28	N/A	N/A
New Mexico State		22,375	18	42	111	18-43-3-2	277	85	388	4-4	9-129	26:22	N/A	N/A
@ UTEP	L 31-40	10/8/77	13	33	32	13-31-2-3	360	64	392	2-2	6-89	24:26	N/A	N/A
Colorado State*		16,950	21	70	268	8-18-0-2	130	88	398	3-2	6-40	35:34	N/A	N/A
UTEP	L 7-49	10/15/77	18	34	68	19-40-3-1	199	74	267	1-0	2-17	N/A	N/A	N/A
@ San Diego State		34,760	24	43	193	19-30-0-4	346	73	539	1-0	9103	N/A	N/A	N/A
UTEP	L 3-66	10/22/77	6	41	122	2-15-2-0	17	56	139	1-1	5-35	21:51	N/A	2-15
@ Arizona State*		55,446	31	78	413	12-16-0-3	166	94	579	8-3	5-59	38:09	N/A	10-16
UTEP	L 17-33	11/5/77	20	42	172	7-23-1-1	116	65	288	1-1	6-45	22:39	N/A	5-15
@ New Mexico*		17,081	25	70	319	9-23-0-2	155	93	474	3-0	9-160	37:21	N/A	7-18
UTEP	L 17-29	11/12/77	13	37	97	9-23-1-1	125	60	222	4-2	9-86	N/A	N/A	N/A
@ Utah*		18,122	24	60	213	17-24-1-0	216	84	429	4-3	6-95	N/A	N/A	N/A
@ UTEP	L 24-41	11/19/77	15	41	120	18-32-3-3	276	73	396	3-1	2-10	23:34	N/A	N/A
Arizona*		7,100	23	69	417	6-13-0-2	141	82	558	5-2	4-39	36:26	N/A	N/A
@ UTEP	L 19-68	11/26/77	30	69	224	12-36-5-2	209	105	433	8-4	11-94	38:18	N/A	N/A
[18] BYU*		7,800	24	33	158	18-38-2-3	261	71	419	2-1	8-109	21:42	N/A	N/A

* Western Athletic Conference (WAC) game

1978 (1-11, 1-5 WAC/7th) – Bill Michael, Head Coach														
UTEP	L 0-49	9/2/78	11	36	75	8-28-2-0	48	64	123	3-2	5-33	N/A	N/A	N/A
@ North Texas		17,200	29	58	380	14-27-0-1	194	85	574	3-2	8-88	N/A	N/A	N/A
@ UTEP	L 25-34	9/9/78	18	31	132	10-22-3-2	196	53	328	4-4	6-58	21:23	N/A	N/A
Air Force		24,700	21	72	238	10-17-0-2	89	89	327	0-0	10-80	38:37	N/A	N/A
UTEP	L 32-35	9/16/78	15	28	99	22-40-2-2	241	68	340	1-1	7-75	27:20	N/A	N/A
@ New Mexico State		30,193	21	64	305	11-18-3-1	158	82	463	4-0	4-31	32:40	N/A	N/A
@ UTEP	W 31-24	9/23/78	21	45	205	16-30-2-0	135	75	340	5-3	9-61	27:16	N/A	N/A
San Diego State*		14,100	19	55	186	8-21-2-0	103	76	289	2-2	10-78	32:44	N/A	N/A
UTEP	L 0-27	9/30/78	12	42	48	9-25-2-0	72	67	120	7-3	6-70	28:21	N/A	N/A
@ Arizona State		69,497	20	55	249	8-20-3-1	97	75	346	1-0	6-104	31:39	N/A	N/A
UTEP	L 29-39	10/7/78	21	43	156	16-30-3-1	269	73	425	2-1	12-81	N/A	N/A	5-14
@ Colorado State*		24,173	26	72	475	5-10-1-2	108	82	583	5-4	9-96	N/A	N/A	10-18
UTEP	L 0-44	10/21/78	11	37	87	8-29-1-0	76	66	163	3-3	12-143	23:16	N/A	3-17
@ BYU*		23,335	24	61	202	12-22-2-1	181	83	383	6-2	10-106	36:14	N/A	4-12
@ UTEP	L 0-21	10/28/78	10	34	85	9-21-1-0	141	55	226	3-3	5-56	22:45	N/A	N/A
New Mexico*		18,650	21	65	281	10-18-1-1	156	83	437	0-0	5-46	27:15	N/A	N/A
UTEP	L 13-35	11/4/78	17	49	111	12-21-1-1	149	70	260	0-0	4-58	32:50	N/A	4-15
@ Hawaii		27,240	22	46	373	11-14-0-2	157	60	530	4-1	9-85	27:10	N/A	6-10
@ UTEP	L 0-38	11/11/78	8	38	140	3-15-3-0	25	53	165	2-0	6-58	22:11	N/A	N/A
Utah*		12,300	26	66	262	15-25-0-2	248	91	500	2-1	6-50	37:49	N/A	N/A
UTEP	L 0-27	11/18/78	10	44	76	5-16-3-0	112	60	188	1-1	5-38	N/A	N/A	N/A
@ UNLV		15,610	21	52	331	10-22-1-2	198	74	529	2-1	8-86	N/A	N/A	N/A
@ UTEP	L 21-51	11/25/78	20	53	226	8-20-1-1	90	73	316	2-1	5-35	33:44	N/A	N/A
Wyoming*		17,400	27	54	377	8-19-0-2	188	73	565	2-0	4-49	26:16	N/A	N/A

* Western Athletic Conference (WAC) game

1979 (2-9, 0-7 WAC/8th) – Bill Michael, Head Coach														
UTEP	L 0-35	9/1/79	11	37	65	8-15-0-0	83	52	148	2-2	4-53	N/A	N/A	N/A
@ North Texas		17,500	29	68	375	16-22-0-2	160	90	547	5-2	8-84	N/A	N/A	N/A
@ UTEP	W 31-7	9/8/79	13	46	144	8-14-1-2	109	60	253	3-3	4-30	25:40	N/A	N/A
Pacific		23,400	15	37	93	23-42-2-1	188	79	281	5-4	7-65	34:20	N/A	N/A
@ UTEP	L 13-14	9/15/79	16	62	173	6-18-2-0	51	80	224	3-1	6-50	35:00	N/A	N/A
New Mexico State		30,132	13	46	91	11-21-0-1	199	67	290	6-5	15-129	25:00	N/A	N/A
@ UTEP	W 17-15	9/22/79	11	51	181	4-13-1-0	60	64	241	6-1	11-118	28:46	N/A	N/A
UNLV		27,400	22	54	160	11-26-2-0	144	80	304	1-1	8-70	31:14	N/A	N/A
UTEP	L 7-31	9/29/79	12	56	159	6-17-1-1	74	73	233	4-2	7-61	30:04	N/A	5-18
@ BYU*		34,724	26	43	148	26-44-2-2	326	87	474	2-2	12-99	29:56	N/A	7-15
UTEP	L 3-28	10/6/79	16	44	130	8-24-3-0	102	68	232	4-3	4-22	23:58	N/A	N/A
@ Wyoming*		17,508	14	55	174	7-16-0-2	191	71	365	4-2	5-58	36:32	N/A	N/A
@ UTEP	L 3-17	10/13/79	9	42	66	7-22-2-0	130	64	196	2-1	3-28	27:26	N/A	N/A
Colorado State*		27,100	10	57	199	1-5-0-0	8	62	207	3-2	6-62	32:34	N/A	N/A
UTEP	L 0-20	10/20/79	10	32	8	9-24-1-0	169	56	177	2-2	7-65	N/A	N/A	N/A
@ New Mexico*		19,612	21	63	297	11-20-0-0	98	83	387	2-1	13-156	N/A	N/A	N/A
@ UTEP	L 12-27	10/27/79	12	54	59	10-16-1-0	106	70	165	2-2	5-55	30:40	N/A	N/A
Hawaii*		26,300	16	56	276	3-16-0-0	45	72	321	4-4	5-72	29:20	N/A	N/A
UTEP	L 0-35	11/10/79	13	44	159	6-20-4-0	62	64	221	2-0	3-25	24:32	N/A	4-9
@ Utah*		25,016	20	57	366	7-12-1-1	97	69	463	2-0	10-124	35:28	N/A	4-10
UTEP	L 20-42	11/17/79	12	26	69	14-28-0-1	142	54	211	8-4	10-58	17:55	N/A	N/A
@ San Diego State*		37,110	28	71	304	14-31-2-2	188	102	492	2-0	12-99	42:05	N/A	N/A

* Western Athletic Conference (WAC) game

Teams	Score	Date	First Downs	- Rushing - Att.	Yards	Passing	-Passing- Yards	Plays	Total Offense	Fum.	Pen.	Time Poss.	Avg. Pos.	Third Downs
1980 (1-11, 1-6 WAC/T8th) – Bill Michael, Head Coach														
UTEP	L 7-35	9/6/80	13	38	103	13-22-1-1	73	60	176	3-3	3-30	27:00	N/A	7-15
@ Texas Tech		37,122	24	58	326	11-16-0-3	193	74	519	2-1	12-105	33:00	N/A	7-16
UTEP	L 3-6	9/13/80	18	70	286	10-23-1-0	70	103	356	2-1	14-123	N/A	N/A	N/A
@ New Mexico State		24,882	7	33	95	3-13-3-0	60	46	155	2-1	5-54	N/A	N/A	N/A
@ UTEP	L 15-35	9/20/80	16	51	141	13-26-1-2	110	77	251	3-1	9-104	N/A	N/A	N/A
North Texas		20,350	24	56	264	8-20-1-2	84	76	348	2-2	4-44	N/A	N/A	N/A
UTEP	L 14-28	9/27/80	15	49	115	13-29-4-0	153	78	268	2-0	8-86	28:47	N/A	9-18
@ Pacific		14,203	19	45	144	16-27-1-2	199	72	343	4-1	7-75	31:13	N/A	7-17
UTEP	W 34-14	10/4/80	20	62	245	5-8-0-1	27	70	272	4-1	9-89	32:19	N/A	2-11
@ Hawaii*		40,421	17	42	137	15-26-2-0	150	68	287	4-3	12-114	27:41	N/A	5-15
@ UTEP	L 7-31	10/11/80	7	33	110	5-14-0-0	51	47	161	1-1	5-42	N/A	N/A	N/A
Utah*		19,700	23	53	254	19-30-0-1	264	83	518	1-0	13-104	N/A	N/A	N/A
UTEP	L 14-53	10/18/80	15	35	54	8-34-1-0	169	69	223	1-0	5-46	23:14	N/A	N/A
@ UNLV		20,552	35	51	249	28-38-2-6	383	89	632	7-2	14-131	36:46	N/A	N/A
@ UTEP	L 21-22	10/25/80	8	54	149	4-10-1-0	33	64	182	3-3	4-36	N/A	N/A	N/A
New Mexico*		17,008	21	42	145	17-39-3-1	334	81	479	2-2	8-78	N/A	N/A	N/A
UTEP	L 7-83	11/1/80	12	46	136	10-30-2-0	43	76	179	3-3	4-31	29:56	N/A	4-9
@ [17] BYU*		36,251	36	33	194	37-47-2-7	542	80	736	1-1	9-55	30:04	N/A	6-8
UTEP	L 7-37	11/8/80	12	43	168	9-19-3-0	68	62	236	6-5	6-66	26:08	N/A	N/A
@ Colorado State*		17,629	29	55	258	14-35-2-2	190	90	448	2-1	9-82	33:52	N/A	N/A
@ UTEP	L 7-28	11/15/80	11	46	148	4-10-1-0	47	56	195	3-2	3-30	N/A	N/A	N/A
San Diego State*		1,407	20	67	306	4-8-1-0	57	75	363	3-2	4-39	N/A	N/A	N/A
@ UTEP	L 7-52	11/22/80	13	39	(-9)	13-30-1-1	196	69	187	2-2	11-136	N/A	N/A	N/A
Wyoming*		4,327	21	64	271	8-11-0-2	134	75	405	2-1	11-112	N/A	N/A	N/A

* Western Athletic Conference (WAC) game

1981 (1-10, 1-6 WAC/8th) – Bill Michael/Bill Alton^, Head Coach

@ UTEP	L 7-14	9/5/81	10	30	79	9-19-1-0	103	49	182	3-2	7-38	26:02	N/A	3-12
New Mexico State		25,600	13	51	120	16-27-3-2	231	78	351	3-0	7-43	33:58	N/A	10-21
@ UTEP	L 15-37	9/12/81	16	46	129	17-34-2-1	163	80	292	2-1	8-90	31:26	N/A	10-19
Texas A&I		17,600	15	45	152	10-20-0-3	184	65	336	2-1	7-65	28:34	N/A	3-14
@ UTEP	L 8-65	9/19/81	12	40	63	12-34-0-0	81	74	144	5-3	22-217	26:22	N/A	3-17
[13] BYU*		19,400	33	42	203	25-42-0-5	295	84	498	4-3	11-81	33:38	N/A	3-13
UTEP	L 10-38	10/2/81	18	45	212	11-33-1-0	130	78	342	2-1	7-72	31:32	N/A	N/A
@ Utah*		26,851	23	41	252	14-20-0-1	242	61	494	2-2	10-110	28:28	N/A	N/A
UTEP	L 3-26	10/10/81	6	36	4	7-23-2-0	94	59	98	3-1	4-54	24:06	N/A	3-16
@ New Mexico*		18,367	17	41	177	18-39-2-3	226	80	403	1-0	12-93	35:54	N/A	5-18
UTEP	L 12-63	10/16/81	14	46	121	8-24-4-0	146	70	267	5-1	6-36	32:45	N/A	4-15
@ Wyoming*		7,982	21	59	304	8-19-2-3	165	78	469	7-1	3-35	27:15	N/A	8-17
@ UTEP	W 35-29	10/24/81	20	62	268	13-22-1-2	158	84	426	3-1	10-110	37:14	N/A	7-18
Colorado State*		11,200	16	30	69	20-41-0-4	322	71	391	3-2	10-80	22:46	N/A	6-17
UTEP	L 15-48	10/31/81	19	44	103	17-34-3-1	188	78	291	1-0	9-96	29:28	N/A	8-21
@ Arizona		35,642	31	49	311	13-23-1-2	215	72	526	2-1	12-115	30:32	N/A	4-10
@ UTEP	L 7-35	11/7/81	17	31	104	20-43-0-0	216	83	566	1-0	8-71	N/A	N/A	N/A
Hawaii*		9,600	21	58	350	12-25-0-1	254	74	358	1-1	4-35	N/A	N/A	N/A
UTEP	L 14-59	11/21/81	16	47	96	14-32-4-1	192	79	288	3-3	3-35	34:16	N/A	6-18
@ San Diego State*		20,824	28	25	72	32-47-2-5	469	72	541	2-1	8-89	25:44	N/A	3-10
@ UTEP	L 20-27	11/28/81	16	47	234	6-18-2-1	121	65	355	4-2	3-25	29:15	N/A	6-13
UNLV		2,312	20	41	95	24-34-1-1	479	75	574	4-2	11-100	30:45	N/A	7-15

^ Michael was head coach for the season's first two games (0-2); Alton was head coach for the season's last nine games (1-8)

* Western Athletic Conference (WAC) game

1982 (2-10, 1-6 WAC/9th) – Bill Yung, Head Coach

UTEP	W 20-17	9/4/82	15	53	270	4-13-0-0	41	66	311	3-3	12-98	N/A	N/A	N/A
@ New Mexico State		27,306	16	38	197	14-33-1-2	107	71	304	3-0	6-35	N/A	N/A	N/A
UTEP	L 0-55	9/11/82	11	51	111	2-13-3-0	15	64	126	5-3	4-25	26:24	N/A	2-12
@ [2] Washington		51,000	26	57	264	20-32-0-2	270	89	534	4-2	7-65	33:36	N/A	10-23
@ UTEP	L 10-31	9/18/82	13	51	205	8-21-4-1	139	75	344	1-1	8-60	31:55	N/A	N/A
[6] SMU		33,509	16	50	310	7-15-0-1	84	65	394	3-1	8-60	28:05	N/A	N/A
UTEP	L 10-17	9/25/82	11	46	193	7-15-0-1	75	61	254	1-1	5-31	29:45	N/A	2-12
@ Hawaii*		42,924	19	51	173	18-27-0-1	259	78	432	6-3	8-62	30:15	N/A	10-19
@ UTEP	L 3-51	10/2/82	13	55	199	5-14-2-0	45	69	246	6-3	11-68	27:51	N/A	N/A
BYU*		34,108	34	43	226	31-41-2-2	451	84	677	1-1	11-143	32:09	N/A	N/A
UTEP	L 21-28	10/9/82	22	65	227	11-23-0-0	110	88	337	5-2	6-27	36:24	N/A	4-17
@ UNLV		17,289	17	23	77	17-34-2-2	251	57	328	2-2	7-41	23:36	N/A	3-13
UTEP	L 6-37	10/16/82	13	39	117	9-21-0-0	83	60	200	1-1	8-63	24:43	N/A	6-17
@ [10] Arizona State		25,203	26	59	303	14-18-0-2	194	77	497	1-0	7-59	35:17	N/A	9-17
@ UTEP	L 7-35	10/23/82	18	50	270	10-24-3-0	108	74	378	4-3	8-55	30:07	N/A	N/A
Air Force*		28,678	20	60	279	6-14-0-2	160	74	439	2-1	1-10	29:53	N/A	N/A
UTEP	L 13-38	10/30/82	19	39	46	15-44-1-0	223	83	269	2-0	10-85	30:57	N/A	N/A
@ Colorado State*		24,074	26	41	146	24-42-1-3	374	83	520	4-3	9-72	29:03	N/A	N/A
@ UTEP	L 18-31	11/6/82	17	46	112	12-31-1-0	185	77	297	1-0	6-84	26:37	N/A	9-21
New Mexico*		15,101	21	54	230	16-24-2-3	285	78	515	1-0	8-85	33:23	N/A	9-17
@ UTEP	L 30-45	11/13/82	13	37	287	9-15-0-0	75	52	362	0-0	2-25	21:20	N/A	N/A
Utah*		9,210	25	71	375	10-18-0-3	219	89	594	0-0	6-77	38:40	N/A	N/A
@ UTEP	W 39-32	11/20/82	24	67	404	12-23-0-1	172	90	576	2-2	5-36	32:32	N/A	8-17
Wyoming*		9,158	19	61	348	6-25-2-1	83	86	431	1-1	4-35	27:28	N/A	7-20

* Western Athletic Conference (WAC) game

YEARLY RESULTS CONT.

Teams	Score	Date	First Downs	- Rushing - Att.	Yards	Passing	-Passing- Yards	Plays	Total Offense	Fum.	Pen.	Time Poss.	Avg. Pos.	Third Downs
1983 (2-10, 0-8 WAC/9th) – Bill Yung, Head Coach														
@ UTEP	W 20-9	9/3/83	14	53	283	4-12-0-0	38	65	321	2-1	12-110	30:43	N/A	N/A
New Mexico State		35,211	18	34	80	18-38-2-1	185	72	265	4-2	7-56	29:17	N/A	N/A
@ UTEP	L 10-12	9/10/83	12	61	153	4-15-1-0	76	76	229	1-0	3-30	34:35	N/A	10-22
Idaho State		20,192	9	38	80	8-17-0-0	100	55	180	3-2	9-56	25:25	N/A	3-14
@ UTEP	L 6-20	9/17/83	12	40	89	14-28-2-0	186	68	275	2-2	7-63	30:49	N/A	4-17
Baylor		25,709	22	38	141	15-27-1-1	256	65	397	2-1	9-68	29:11	N/A	2-9
@ UTEP	L 33-41	9/24/83	20	57	320	5-16-2-0	89	73	409	3-2	6-37	32:38	N/A	8-16
San Diego State*		20,181	16	35	97	20-31-1-3	331	66	428	2-0	11-80	27:22	N/A	8-14
UTEP	L 17-49	10/1/83	19	52	207	12-22-0-0	160	74	367	4-1	6-42	28:56	N/A	N/A
@ Wyoming*		21,127	23	62	426	7-13-1-2	84	75	510	4-1	6-53	31:04	N/A	N/A
UTEP	L 11-35	10/8/83	18	52	138	12-23-4-1	166	75	304	1-0	10-113	30:10	N/A	4-13
@ Utah*		25,203	22	54	319	15-27-1-0	150	81	469	4-2	8-85	29:50	N/A	6-12
UTEP	L 25-37	10/15/83	24	54	196	17-25-1-3	208	79	404	2-2	8-48	N/A	N/A	4-16
@ Air Force*		27,474	21	53	361	4-10-0-1	118	63	479	3-2	4-50	N/A	N/A	5-9
@ UTEP	L 15-31	10/22/83	9	28	161	12-25-4-0	68	53	129	1-1	6-52	22:00	N/A	5-14
Colorado State*		15,401	24	59	214	14-19-1-2	145	78	359	2-1	6-40	38:00	N/A	8-16
UTEP	L 24-25	10/29/83	19	54	173	14-22-1-0	177	76	350	6-5	6-27	33:49	N/A	6-15
@ Hawaii*		40,785	22	41	121	19-32-1-1	234	73	355	7-4	4-28	26:11	N/A	5-14
@ UTEP	L 9-31	11/5/83	13	23	65	21-39-2-1	232	62	297	3-1	7-45	26:18	N/A	5-15
[12] BYU*		15,487	25	32	158	32-50-2-3	402	82	560	3-1	6-43	33:42	N/A	N/A
UTEP	L 0-35	11/12/83	9	35	(-18)	12-27-0-0	88	62	70	3-0	7-85	28:03	N/A	0-16
@ New Mexico*		16,412	29	62	349	10-16-2-1	95	78	444	2-2	9-70	31:57	N/A	8-15
@ UTEP	W 40-34	11/19/83	13	69	358	0-3-0-0	0	72	358	2-0	11-103	35:33	N/A	6-18
Weber State		11,500	15	25	66	21-34-0-3	370	59	436	5-4	7-45	24:27	N/A	3-13

* Western Athletic Conference (WAC) game

1984 (2-9, 1-7 WAC/T8th) – Bill Yung, Head Coach

UTEP	L 17-20	9/1/84	19	48	136	16-32-2-1	227	80	363	5-2	3-30	32:46	N/A	N/A
@ Texas A&M		42,658	17	40	110	16-26-3-2	204	66	314	3-3	6-52	27:14	N/A	N/A
@ UTEP	W 16-14	9/8/84	16	42	184	8-26-2-1	101	68	285	2-1	10-95	27:03	N/A	6-18
Idaho State		35,711	25	36	97	24-52-3-1	346	88	443	3-1	5-62	32:57	N/A	7-19
UTEP	L 2-51	9/15/84	12	33	76	10-30-2-0	118	63	194	3-3	4-45	23:22	N/A	2-13
@ San Diego State*		17,461	24	53	296	13-28-1-0	172	81	468	2-1	12-71	36:38	N/A	11-16
@ UTEP	L 7-34	9/29/84	11	41	106	7-24-1-1	106	65	212	4-3	10-90	24:40	N/A	1-13
New Mexico*		20,000	19	62	264	7-10-0-2	178	72	442	3-1	11-101	35:20	N/A	7-19
UTEP	L 16-27	10/6/84	20	40	175	14-27-1-0	220	67	395	2-1	13-110	29:24	N/A	N/A
@ New Mexico State		22,754	20	52	245	7-16-1-0	133	68	378	0-0	10-103	30:36	N/A	N/A
@ UTEP	L 20-24	10/13/84	25	59	276	8-18-0-0	114	77	390	1-1	5-28	32:45	N/A	N/A
Hawaii*		21,121	22	44	145	15-28-0-0	260	72	405	3-1	6-50	27:15	N/A	N/A
UTEP	L 15-43	10/27/84	17	52	267	11-22-2-1	67	74	334	1-0	10-79	31:06	N/A	8-18
@ Utah*		17,850	25	63	436	3-9-1-1	32	72	468	3-1	8-70	28:54	N/A	4-8
UTEP	L 9-42	11/3/84	21	72	283	6-13-0-0	60	85	343	4-2	7-61	41:03	N/A	N/A
@ [4] BYU*		62,350	20	20	227	19-32-2-4	237	52	464	2-0	11-111	18:57	N/A	N/A
UTEP	L 31-59	11/10/84	17	50	241	10-24-4-2	136	74	377	2-1	9-95	31:23	N/A	2-17
@ Colorado State*		11,284	25	38	144	24-34-2-2	308	72	452	4-2	6-67	28:37	N/A	3-8
@ UTEP	W 35-22	11/17/84	17	63	318	5-11-1-0	74	74	392	3-2	5-37	33:06	N/A	5-13
Wyoming*		10,121	21	56	312	7-18-2-0	113	74	425	3-3	6-60	26:54	N/A	5-15
@ UTEP	L 12-38	11/24/84	19	60	319	3-10-1-0	44	70	363	0-0	7-55	32:44	N/A	5-18
Air Force*		10,210	21	58	575	0-3-0-0	0	61	575	2-1	6-55	27:16	N/A	7-12

1985 (1-10, 1-7 WAC/9th) – Bill Yung, Head Coach

UTEP	L 6-48	8/31/85	15	64	224	8-15-2-0	75	79	293	4-3	12-125	33:43	N/A	9-18
@ Air Force*		38,500	17	52	225	6-8-0-1	150	60	375	5-4	4-30	26:17	N/A	4-10
UTEP	L 23-35	9/7/85	18	45	212	11-19-1-1	165	64	377	0-0	9-62	26:39	N/A	3-11
@ [3] SMU		24,611	27	55	304	14-21-0-1	218	76	522	1-1	8-70	33:21	N/A	9-14
UTEP	L 24-41	9/14/85	17	49	272	15-27-1-0	183	76	455	3-2	3-40	28:22	N/A	3-11
@ Colorado State*		22,781	27	48	286	22-32-0-2	267	80	553	2-2	5-59	31:38	N/A	3-14
@ UTEP	L 20-22	9/21/85	21	49	240	12-15-0-1	121	64	361	6-4	5-65	27:31	N/A	5-11
New Mexico State		26,810	21	31	97	26-41-1-2	349	72	446	1-1	9-105	32:29	N/A	6-15
UTEP	L 19-55	9/28/85	22	59	265	15-27-1-0	179	86	444	4-3	1-5	33:22	N/A	3-14
@ Utah*		30,745	23	38	273	19-32-1-3	278	70	551	0-0	8-65	26:38	N/A	5-12
UTEP	L 24-51	10/12/85	13	40	77	6-19-2-1	96	59	173	6-3	5-29	23:58	N/A	3-14
@ Kent State		10,329	26	62	302	15-25-1-2	291	87	593	4-1	14-129	36:02	N/A	8-17
@ UTEP	W 23-16	10/26/85	15	39	139	8-18-2-1	146	57	285	1-0	12-110	24:08	N/A	4-14
[7] BYU*		22,121	28	55	298	15-35-4-1	151	90	449	2-1	9-70	36:52	N/A	6-14
@ UTEP	L 23-27	11/2/85	20	43	166	14-22-0-2	262	65	428	2-0	4-40	26:36	N/A	6-14
New Mexico*		32,849	31	58	234	15-29-1-1	277	87	511	1-0	5-40	33:24	N/A	9-19
@ UTEP	L 7-23	11/9/85	9	30	43	9-16-2-0	127	46	170	3-1	6-62	20:04	N/A	0-9
Hawaii*		12,910	23	55	193	14-27-0-0	164	82	357	1-0	7-45	39:56	N/A	8-18
UTEP	L 6-34	11/16/85	20	50	101	17-21-0-0	245	71	346	5-1	11-75	34:42	N/A	6-15
@ San Diego State*		10,876	22	38	324	9-21-0-2	180	59	504	1-0	8-67	25:18	N/A	5-9
UTEP	L 21-23	12/7/85	17	38	94	13-23-2-0	161	61	255	1-1	3-85	N/A	N/A	N/A
@ Wyoming&*		19,107	22	64	227	12-25-1-2	141	89	368	2-1	7-56	N/A	N/A	N/A

& Game played at Victorian Football League Park, Melbourne, Australia

* Western Athletic Conference (WAC) game

Teams	Score	Date	First Downs	- Rushing - Att.	Yards	Passing	-Passing- Yards	Plays	Total Offense	Fum.	Pen.	Time Poss.	Avg. Pos.	Third Downs
1986 (4-8, 2-6 WAC/8th) – Bob Stull, Head Coach														
@ UTEP	W 64-29	8/30/86	38	44	227	38-52-2-7	457	102	684	4-3	12-134	34:17	N/A	5-9
Northern Michigan		26,510	17	34	112	16-41-3-3	221	75	333	3-3	7-65	25:43	N/A	4-14
@ UTEP	L 21-23	9/9/86	22	31	81	27-39-2-2	290	70	371	3-3	7-63	27:05	N/A	7-14
Air Force*		42,385	20	72	317	5-12-0-0	47	84	364	2-1	2-18	32:55	N/A	8-19
UTEP	W 47-33	9/13/86	23	39	184	24-38-1-1	300	77	484	2-0	11-104	28:34	N/A	9-17
@ New Mexico State		32,904	31	41	223	20-51-4-3	259	92	482	2-2	6-68	31:26	N/A	7-19
UTEP	L 21-31	9/20/86	13	23	1	16-36-1-1	143	59	144	4-2	15-123	22:37	N/A	1-14
@ Hawaii*		46,427	26	56	198	14-25-1-1	178	81	376	6-3	14-123	37:23	N/A	4-13
UTEP	L 7-69	9/27/86	11	29	(-30)	17-32-4-1	180	61	150	2-2	1-11	25:30	N/A	3-13
@ [15] Iowa		67,500	27	60	371	11-16-1-4	248	76	619	1-1	7-64	34:30	N/A	5-12
UTEP	L 16-26	10/4/86	21	37	139	20-30-2-1	232	67	371	3-2	5-30	26:46	N/A	2-10
@ Tennessee		92,824	22	55	250	14-20-1-0	123	75	373	0-0	6-40	33:14	N/A	8-15
UTEP	L 22-24	10/11/86	29	43	130	28-50-0-2	407	93	537	4-3	13-103	34:01	N/A	10-21
@ New Mexico*		18,170	18	49	230	11-21-2-1	167	70	397	1-1	7-65	25:59	N/A	5-14
@ UTEP	L 10-15	10/18/86	12	30	83	14-24-1-1	165	54	248	1-0	4-45	24:15	N/A	3-12
San Diego State*		40,109	18	50	173	16-25-0-0	183	75	356	1-0	13-100	35:45	N/A	8-18
UTEP	L 13-37	10/25/86	16	38	102	13-29-2-0	190	67	292	2-0	5-50	27:33	N/A	5-17
@ BYU*		64,617	24	46	267	17-30-0-1	228	76	495	0-0	8-66	32:27	N/A	6-15
UTEP	L 12-41	11/8/86	16	35	93	19-34-3-0	207	69	300	0-0	6-30	27:34	N/A	4-16
@ Wyoming*		7,250	32	40	212	29-45-1-4	352	85	581	0-0	5-50	32:26	N/A	12-17
@ UTEP	W 21-19	11/22/86	22	35	127	26-33-2-3	246	68	373	2-0	4-31	27:15	N/A	6-11
Colorado State*		12,467	28	48	218	24-42-3-0	271	90	489	0-0	4-26	32:45	N/A	5-15
@ UTEP	W 55-44	11/29/86	28	34	155	28-39-0-4	402	62	557	6-3	6-39	26:12	N/A	N/A
Utah*		14,567	35	33	115	39-58-0-5	492	72	607	1-1	9-75	33:48	N/A	N/A

* Western Athletic Conference (WAC) game

1987 (7-4, 5-3 WAC/4th) – Bob Stull, Head Coach

@ UTEP	W 31-0	9/5/87	19	45	184	15-30-1-2	155	75	339	3-2	6-40	31:48	N/A	10-18
New Mexico State		45,819	16	25	26	25-61-1-0	231	86	257	6-2	4-34	28:12	N/A	6-21
UTEP	W 45-6	9/19/87	19	43	86	23-35-0-3	339	78	425	1-0	10-122	31:44	N/A	6-10
@ Colorado State*		21,472	12	36	29	18-34-0-0	218	70	247	5-4	8-55	28:16	N/A	3-16
@ UTEP	W 37-13	9/26/87	17	43	185	11-27-4-1	156	70	341	2-1	6-35	30:35	N/A	7-16
Hawaii*		46,921	19	42	91	14-38-3-0	216	80	307	3-1	5-55	29:25	N/A	7-18
UTEP	W 34-33	10/10/87	22	41	99	15-24-1-1	256	65	355	1-1	3-30	24:38	N/A	3-11
@ San Diego State*		20,744	23	45	226	21-39-0-2	192	84	418	1-1	9-63	35:22	N/A	9-17
UTEP	L 16-35	10/3/87	19	32	22	27-45-2-0	307	77	329	0-0	8-81	31:24	N/A	9-20
@ [13] Arizona State		70,372	18	50	274	7-13-1-1	108	63	382	4-2	7-66	28:36	N/A	7-12
@ UTEP	W 38-14	10/17/87	25	46	253	15-33-1-2	171	79	424	1-0	5-54	29:35	N/A	8-15
Lamar		49,481	24	51	175	11-28-1-1	142	79	317	3-2	2-18	30:25	N/A	6-16
UTEP	L 7-35	10/24/87	22	44	157	19-34-1-0	150	78	307	1-1	7-71	31:49	N/A	5-7
@ Air Force*		36,922	21	65	449	1-2-1-1	17	67	466	3-2	7-65	28:11	N/A	6-12
@ UTEP	W 34-0	10/31/87	21	57	253	8-17-1-1	156	74	409	4-2	7-45	30:52	N/A	5-12
New Mexico*		32,517	17	35	103	21-41-1-0	183	76	286	5-2	6-40	29:08	N/A	6-19
UTEP	W 30-24	11/7/87	34	59	265	20-36-5-1	340	95	605	1-1	4-27	37:54	N/A	16-21
@ Utah*		21,150	17	30	153	13-29-0-1	189	59	342	4-3	9-100	22:06	N/A	4-11
@ UTEP	L 24-37	11/14/87	12	37	90	16-34-5-3	211	71	301	4-1	7-48	26:55	N/A	5-15
BYU*		47,910	20	49	159	18-32-3-2	249	81	408	5-4	6-70	33:05	N/A	5-14
@ UTEP	L 13-37	11/21/87	21	54	246	8-23-3-0	95	77	373	5-2	3-30	30:13	N/A	11-17
Wyoming*		29,865	25	40	179	23-38-2-2	261	78	440	1-1	3-20	29:47	N/A	8-15

* Western Athletic Conference (WAC) game

1988 (10-3, 6-2 WAC/2nd) – Bob Stull, Head Coach

@ UTEP	W 37-3	9/3/88	16	28	189	11-22-1-1	222	50	411	0-0	7-70	20:03	N/A	1-7
Mankato State		32,148	16	67	288	3-9-1-0	19	86	307	2-0	9-65	38:57	N/A	3-16
@ UTEP	W 48-21	9/10/88	26	50	258	18-28-0-1	201	78	459	2-1	4-40	31:11	N/A	7-13
Weber State		30,790	26	35	125	20-41-2-2	297	76	422	3-1	10-88	28:49	N/A	7-14
UTEP	L 27-31	9/17/88	16	38	107	19-40-3-2	192	78	299	1-0	6-59	29:44	N/A	5-17
@ BYU*		64,099	25	29	64	30-59-2-3	443	88	507	3-3	11-106	30:16	N/A	11-21
UTEP	W 27-24	9/24/88	19	39	131	18-43-0-2	276	82	407	0-0	3-25	29:26	N/A	8-20
@ Tulsa		20,057	26	44	207	25-41-3-2	355	85	562	3-1	3-40	30:34	N/A	6-15
@ UTEP	W 38-28	10/1/88	22	41	300	16-24-0-0	226	65	526	1-0	10-85	23:34	N/A	4-8
Utah*		40,578	39	32	209	41-63-3-3	453	95	662	1-1	8-70	36:26	N/A	6-10
UTEP	W 42-25	10/8/88	22	41	244	19-27-1-3	287	68	531	2-1	5-27	24:48	N/A	5-11
@ Hawaii*		50,000	31	61	245	21-32-3-1	275	93	520	1-1	5-25	35:12	N/A	10-17
@ UTEP	W 34-14	10/15/88	24	51	139	19-33-1-2	254	84	393	1-0	8-60	35:16	N/A	9-17
Colorado State*		45,187	17	33	124	15-30-3-1	157	63	281	4-1	5-35	24:44	N/A	4-11
UTEP	W 37-0	10/22/88	30	50	292	20-33-1-3	279	83	571	1-0	7-64	35:19	N/A	4-13
@ New Mexico*		11,441	14	31	85	11-31-0-0	100	62	185	0-0	3-35	24:41	N/A	3-15
UTEP	W 42-9	10/29/88	15	35	147	16-27-3-2	182	62	329	3-2	10-108	25:27	N/A	6-16
@ New Mexico State		30,061	18	47	128	11-35-4-1	99	82	227	5-1	6-50	34:33	N/A	6-20
UTEP	L 6-51	11/5/88	9	33	96	7-25-0-0	66	58	162	2-2	3-30	20:53	N/A	2-15
@ [10] Wyoming*		32,210	27	52	268	19-27-0-4	239	79	507	2-1	9-65	39:07	N/A	2-10
@ UTEP	W 58-7	11/12/88	27	39	292	15-27-0-1	244	66	536	1-0	11-91	23:57	N/A	7-12
San Diego State*		31,552	23	44	98	25-40-1-1	225	84	323	4-1	5-45	36:03	N/A	8-20
@ UTEP	W 31-24	11/19/88	20	40	219	13-22-1-0	203	62	422	2-1	7-58	22:15	N/A	3-14
Air Force*		35,595	28	81	433	2-5-0-0	24	86	457	7-2	6-49	37:45	N/A	4-9
UTEP	L 18-38	12/23/88	19	38	53	23-44-0-2	308	82	361	3-0	10-95	31:08	N/A	4-18
Southern Mississippi+		20,242	17	41	168	15-26-2-1	157	67	323	2-0	5-45	28:52	N/A	2-12

+ 1988 Independence Bowl, Shreveport, La.

* Western Athletic Conference (WAC) game

YEARLY RESULTS CONT.

Teams	Score	Date	First Downs	- Rushing - Att.	Yards	Passing	-Passing- Yards	Plays	Total Offense	Fum.	Pen.	Time Poss.	Avg. Pos.	Third Downs
1989 (2-10, 1-7 WAC/8th) – David Lee, Head Coach														
@ UTEP	L 14-23	9/2/89	15	28	52	22-37-2-1	237	65	289	4-2	3-25	24:53	N/A	3-13
Tulsa		38,065	20	49	194	13-29-0-1	212	78	406	5-2	8-65	35:17	N/A	8-17
@ UTEP	L 19-21	9/9/89	26	53	140	25-34-1-0	273	87	413	2-0	7-78	36:03	N/A	4-20
Lamar		36,632	20	27	87	26-46-1-3	407	73	494	5-2	5-45	23:57	N/A	8-17
UTEP	W 29-27	9/16/89	17	49	231	9-27-3-1	121	76	352	1-0	4-20	33:21	N/A	6-17
@ New Mexico State		25,823	19	37	103	25-46-3-3	318	83	421	3-2	8-65	26:39	N/A	8-19
UTEP	L 28-43	9/23/89	23	27	(-28)	25-48-2-3	434	75	406	2-1	7-60	27:17	N/A	4-15
@ Air Force*		43,898	23	66	425	3-9-0-0	41	75	466	2-1	7-80	32:43	N/A	7-16
@ UTEP	L 7-39	9/30/89	14	34	20	12-29-2-0	145	63	165	0-0	3-30	24:53	N/A	2-14
@ [8] Arkansas		48,240	28	63	366	11-21-0-1	254	84	620	7-3	10-87	35:07	N/A	10-19
@ UTEP	L 45-50	10/7/89	24	37	169	22-42-1-2	388	79	557	2-2	7-60	27:36	N/A	5-15
Utah*		21,337	27	39	200	28-48-2-1	350	87	550	3-1	12-108	32:24	N/A	5-15
@ UTEP	W 26-7	10/14/89	16	50	234	11-21-1-1	205	71	439	0-0	0-0	33:21	N/A	6-17
New Mexico*		21,059	16	28	23	21-42-2-1	221	70	244	3-1	5-40	26:39	N/A	7-17
UTEP	L 24-49	10/21/89	22	34	117	28-51-4-2	328	85	445	2-1	3-30	33:03	N/A	8-19
@ [21] BYU*		65,528	22	34	137	25-32-2-3	464	66	601	6-4	12-120	26:57	N/A	5-11
@ UTEP	L 31-34	10/28/89	18	35	108	16-38-3-2	257	73	365	0-0	5-60	27:16	N/A	3-16
San Diego State*		17,070	32	53	262	20-35-6-1	282	88	544	2-1	4-45	32:44	N/A	4-11
UTEP	L 7-26	11/4/89	12	30	63	15-25-3-1	192	55	255	2-2	2-20	24:36	N/A	1-11
@ Hawaii*		44,752	23	54	272	12-23-2-1	189	77	461	4-2	13-81	35:24	N/A	7-16
@ UTEP	L 0-52	11/11/89	12	28	27	21-41-1-0	191	69	218	1-1	5-55	25:26	N/A	5-14
Colorado State*		28,977	28	64	290	12-19-1-1	189	83	479	2-1	3-35	34:34	N/A	9-13
UTEP	L 10-41	11/18/89	15	31	89	15-32-0-0	218	63	307	5-1	3-19	26:07	U22	3-14
@ Wyoming*		15,624	26	56	282	13-26-0-1	193	82	475	0-0	9-79	33:53	W27	7-17

* Western Athletic Conference (WAC) game

1990 (3-8, 1-7 WAC/9th) – David Lee, Head Coach

@ UTEP	L 10-30	9/1/90	24	46	88	21-41-1-0	287	87	375	1-0	6-79	31:10	N/A	7-18
[16] BYU*		29,033	33	32	166	33-46-2-1	387	78	553	2-1	19-169	28:50	N/A	1-10
@ UTEP	W 27-24	9/8/90	19	49	232	13-27-1-2	149	76	381	0-0	4-40	30:35	N/A	4-13
New Mexico State		28,930	17	39	81	18-35-2-2	158	74	239	1-0	8-65	29:25	N/A	7-17
UTEP	L 0-56	9/15/90	12	32	45	12-27-1-0	103	59	148	4-2	0-0	26:03	U23	3-15
@ [7] Tennessee		95,203	25	54	323	13-20-0-1	187	74	510	0-0	9-93	32:57	T37	8-13
UTEP	L 20-38	9/22/90	20	53	245	12-27-3-0	141	80	386	1-1	7-72	35:02	N/A	7-19
@ Colorado State*		26,541	18	54	290	5-11-1-0	146	65	436	3-2	7-54	24:58	N/A	4-12
@ UTEP	W 17-10	9/29/90	15	37	95	11-20-0-2	181	57	276	6-3	3-20	25:29	N/A	8-14
Sam Houston State		21,801	16	41	171	11-28-0-0	122	69	293	1-0	6-60	34:31	N/A	4-15
UTEP	L 28-48	10/6/90	14	32	81	11-23-2-0	137	55	218	4-2	9-78	20:52	U48	1-10
@ New Mexico*		17,932	31	60	282	21-32-0-3	284	92	566	8-2	13-122	39:08	N51	10-16
@ UTEP	W 12-10	10/13/90	16	44	119	14-24-0-0	123	68	242	2-2	7-45	30:02	N/A	5-15
Hawaii*		16,121	20	45	171	14-32-2-1	139	77	310	1-1	5-41	29:58	N/A	6-15
UTEP	L 23-37	10/20/90	19	39	89	17-36-3-2	299	75	388	2-1	7-59	30:09	U24	4-19
@ Utah*		26,262	23	41	145	20-35-2-3	282	76	427	2-0	7-80	29:51	U29	4-14
@ UTEP	L 10-17	10/27/90	18	33	51	22-44-0-1	244	77	295	2-1	3-20	26:43	N/A	4-17
Wyoming*		16,694	20	43	114	15-33-2-0	173	76	287	1-0	7-60	33:17	N/A	4-16
@ UTEP	L 13-14	11/17/90	17	24	23	32-48-0-1	364	72	390	1-0	4-40	31:55	N/A	6-16
Air Force*		30,274	16	56	258	2-11-0-0	24	67	282	1-1	4-21	28:05	N/A	4-16
UTEP	L 31-58	11/24/90	22	20	8	24-44-2-2	299	64	307	0-0	5-25	24:01	N/A	2-11
@ San Diego State*		13,927	35	48	221	31-47-0-2	467	95	688	1-0	9-121	35:59	N/A	8-16

* Western Athletic Conference (WAC) game

1991 (4-7-1, 2-5-1 WAC/9th) – David Lee, Head Coach

@ UTEP	W 35-19	8/31/91	23	62	349	12-23-0-1	153	85	502	5-3	6-42	34:53	N/A	9-17
New Mexico*		40,319	19	24	53	23-51-2-2	350	75	403	3-2	3-26	25:07	N/A	4-17
UTEP	L 7-27	9/7/91	13	46	125	7-16-2-1	67	62	192	0-0	4-32	31:30	U32	6-15
@ Baylor		35,127	20	46	280	8-15-0-0	90	61	170	2-1	4-40	28:30	B36	9-15
UTEP	W 22-21	9/14/91	16	42	106	14-24-0-2	210	42	106	2-1	3-35	26:51	U31	8-15
@ New Mexico State		30,341	24	38	169	22-35-2-3	242	38	169	3-1	8-72	33:09	N27	8-15
@ UTEP	W 14-0	9/21/91	16	48	191	7-17-1-0	61	65	275	5-2	4-25	29:01	N/A	5-16
Northwestern State		30,655	13	39	33	14-27-2-0	159	66	192	0-0	6-36	30:59	N/A	3-16
UTEP	T 28-28	9/28/91	16	41	146	12-23-0-3	221	64	367	1-0	5-48	28:07	N/A	7-16
@ Wyoming*		16,135	26	43	204	22-31-0-1	281	74	485	4-3	5-26	32:53	N/A	9-16
@ UTEP	L 18-23	10/5/91	13	42	203	9-19-1-0	83	61	286	2-0	6-57	24:58	N/A	3-14
Colorado State*		39,764	22	52	173	16-24-1-1	172	76	345	3-1	0-0	35:02	N/A	5-14
UTEP	L 29-31	10/12/91	15	44	180	12-40-1-2	241	84	421	5-1	3-20	31:08	N/A	2-18
@ BYU*		65,803	22	36	38	22-39-2-3	378	75	416	2-2	8-67	28:52	N/A	3-14
@ UTEP	L 21-28	10/19/91	15	44	210	12-24-0-2	173	68	383	2-0	3-25	24:21	N/A	4-14
San Diego State*		25,342	26	49	173	21-34-0-2	296	83	469	2-1	4-20	35:39	N/A	13-20
UTEP	L 13-20	10/26/91	18	38	103	17-32-0-0	279	70	382	6-2	5-25	26:39	N/A	6-17
@ Air Force*		38,975	19	64	238	5-13-0-1	118	77	356	1-0	6-58	33:21	N/A	7-18
UTEP	W 41-24	11/9/91	20	51	169	16-24-0-1	290	75	459	4-1	2-10	33:55	N/A	8-17
@ Hawaii*		40,356	18	39	190	8-29-2-0	148	68	338	3-2	3-23	26:05	N/A	7-15
@ UTEP	L 9-10	11/16/91	17	36	173	13-29-3-0	218	65	391	1-0	5-45	26:39	N/A	6-14
Utah*		23,952	18	48	211	16-27-0-1	166	75	377	0-0	11-70	33:21	N/A	5-15
@ UTEP	L 17-21	11/23/91	14	34	153	13-28-0-0	179	62	332	2-2	6-60	22:57	N/A	3-13
Louisiana Tech		16,123	23	58	250	9-21-2-0	117	79	367	1-0	8-85	37:03	N/A	3-12

* Western Athletic Conference (WAC) game

Teams	Score	Date	First Downs	- Rushing - Att.	Yards	Passing	-Passing- Yards	Plays	Total Offense	Fum.	Pen.	Time Poss.	Avg. Pos.	Third Downs
1992 (1-10, 1-7 WAC/10th) – David Lee, Head Coach														
@ UTEP	L 28-38	9/5/92	22	50	146	23-33-1-0	269	83	415	4-1	8-50	32:28	N/A	11-16
BYU*		46,905	22	38	165	17-28-2-3	302	66	467	0-0	4-26	27:32	N/A	4-11
UTEP	L 17-19	9/12/92	17	50	236	8-22-1-0	76	72	312	4-2	2-30	32:11	N/A	6-16
@ UNLV		15,176	15	42	184	7-14-1-0	87	56	271	4-2	7-50	27:49	N/A	1-9
@ UTEP	L 24-30	9/19/92	21	55	198	11-22-1-1	168	77	366	1-1	1-5	32:05	N/A	6-17
New Mexico State		38,911	22	32	88	23-40-1-2	398	72	486	2-0	5-50	27:55	N/A	6-11
@ UTEP	L 22-28	10/3/92	23	43	189	21-40-1-0	213	83	402	3-0	8-67	32:46	N/A	10-17
Air Force*		29,103	11	46	119	2-4-0-1	48	50	167	1-0	7-32	27:14	N/A	6-12
UTEP	L 24-42	10/10/92	26	50	270	13-27-0-0	180	77	450	0-0	2-20	31:29	N/A	5-13
@ Colorado State*		15,407	26	46	316	13-20-0-4	231	66	547	1-0	3-28	28:31	N/A	9-12
UTEP	L 27-49	10/17/92	24	47	150	18-41-2-2	244	88	394	4-0	3-15	35:46	N/A	7-20
@ San Diego State*		N/A	23	36	222	19-34-0-4	372	70	594	0-0	4-46	24:14	N/A	6-13
UTEP	W 20-13	10/24/92	14	47	209	4-15-1-0	121	62	330	0-0	7-50	29:51	N/A	3-14
@ Utah*		27,802	16	36	134	17-36-2-0	192	72	326	1-1	8-80	30:09	N/A	6-17
@ UTEP	L 21-41	10/31/92	19	38	99	16-31-0-1	186	69	285	6-1	2-15	28:24	N/A	3-13
Hawaii*		20,734	30	66	447	11-19-1-2	190	85	637	3-2	3-20	31:36	N/A	7-14
UTEP	L 39-48	11/7/92	22	54	300	9-15-1-0	127	69	427	3-1	5-58	30:17	N/A	4-9
@ Tulsa		19,624	27	49	210	18-31-0-2	294	80	504	1-1	4-25	29:43	N/A	9-16
UTEP	L 14-35	11/14/92	19	44	153	12-29-0-0	109	73	262	2-0	6-45	29:30	N/A	7-17
@ New Mexico*		14,712	20	44	144	17-25-0-2	316	69	460	1-0	6-64	30:30	N/A	5-13
@ UTEP	L 18-43	11/28/92	22	45	172	19-31-2-0	218	76	390	0-0	5-55	32:17	N/A	5-13
[25] Fresno State*		15,000	26	40	280	13-23-2-2	257	63	537	1-0	5-36	27:43	N/A	3-6

* Western Athletic Conference (WAC) game

1993 (1-11, 0-8 WAC/10th) – David Lee/Charlie Bailey^, Head Coach

UTEP	L 6-24	9/4/93	11	33	(-8)	14-35-2-0	161	68	153	0-0	9-97	27:33	N/A	3-19
@ [14] Arizona		44,414	17	46	116	13-24-2-2	135	70	251	3-2	5-58	32:27	N/A	10-16
@ UTEP	W 41-24	9/11/93	21	71	319	5-16-1-0	85	87	404	1-0	4-40	36:20	N/A	8-18
UNLV		39,612	19	31	141	12-29-3-3	248	60	389	1-1	9-69	23:40	N/A	1-9
UTEP	L 14-31	9/18/93	16	32	90	17-31-2-2	244	63	334	3-0	4-37	26:52	U27	3-15
@ New Mexico State		31,839	21	41	195	19-32-2-3	321	73	516	0-0	10-83	33:08	N30	10-16
UTEP	L 0-52	9/25/93	11	34	81	13-26-2-0	111	60	192	5-4	5-28	27:10	N/A	2-12
@ Hawaii*		40,388	16	60	326	6-8-0-0	90	68	416	1-0	7-59	32:50	N/A	9-15
UTEP	L 39-45	10/2/93	20	46	212	14-25-1-2	192	71	404	2-2	6-44	29:20	N/A	5-14
@ [16] North Carolina		49,000	26	56	265	13-17-2-1	170	73	435	2-1	2-10	30:40	N/A	7-13
@ UTEP	L 26-33	10/9/93	19	53	275	6-17-1-1	140	70	415	1-1	6-50	33:38	N/A	5-14
Wyoming*		34,263	22	27	72	26-42-0-3	422	69	494	1-1	4-25	26:22	N/A	4-13
@ UTEP	L 29-45	10/16/93	16	36	122	10-26-0-2	213	62	335	2-0	5-42	24:15	N/A	4-14
Utah*		33,639	28	48	260	22-32-1-3	316	80	576	2-2	11-88	35:45	N/A	5-12
UTEP	L 10-31	10/30/93	17	36	92	12-24-1-1	155	60	247	2-0	7-60	27:58	N/A	4-13
@ Air Force*		24,472	24	67	292	3-6-0-1	73	73	365	2-1	5-45	32:02	N/A	6-13
UTEP	L 10-30	11/6/93	20	54	209	8-17-1-1	97	71	306	4-3	5-25	32:54	U16	6-14
@ Fresno State*		34,265	25	36	260	17-24-0-2	227	60	487	0-0	5-41	27:06	F34	5-8
@ UTEP	L 0-54	11/13/93	22	44	179	15-32-3-0	173	76	352	4-3	4-36	32:35	N/A	6-17
Colorado State*		11,225	17	41	297	10-22-0-3	144	63	441	0-0	9-100	27:25	N/A	7-14
@ UTEP	L 29-35	11/20/93	20	61	350	6-14-0-0	70	75	420	2-1	8-92	32:31	N/A	6-15
New Mexico*		15,147	23	40	127	18-28-1-4	259	68	386	3-1	3-36	27:29	N/A	2-11
UTEP	L 16-47	11/27/93	15	47	147	10-21-0-0	96	68	243	3-0	2-25	27:56	N/A	6-16
@ BYU*		63,649	23	45	203	20-30-2-1	288	75	491	2-0	11-94	32:04	N/A	8-13

^ Lee was head coach for the season's first seven games (1-6); Bailey was head coach for the season's last five games (0-5)

* Western Athletic Conference (WAC) game

1994 (3-7-1, 1-6-1 WAC/9th) – Charlie Bailey, Head Coach

UTEP	L 13-36	9/3/94	10	31	91	8-26-0-0	114	57	205	4-4	3-25	22:29	N/A	1-13
@ Wyoming*		20,050	28	59	362	17-31-1-3	264	90	626	4-1	11-116	37:31	N/A	5-14
@ UTEP	W 22-20	9/10/94	22	63	266	8-14-1-1	144	77	410	1-1	9-78	33:51	N/A	5-13
Eastern Illinois		28,229	11	32	53	10-15-0-0	199	47	252	1-1	4-35	26:09	N/A	2-10
@ UTEP	L 22-23	9/17/94	16	54	212	6-11-0-1	62	65	274	4-1	5-48	32:40	N/A	7-15
New Mexico State		40,260	20	43	161	18-32-2-2	238	75	399	5-2	9-80	27:20	N/A	6-14
UTEP	L 7-47	9/24/94	11	25	80	13-30-2-0	143	55	223	1-0	3-25	21:42	N/A	4-14
Air Force&*		22,889	26	63	481	9-20-0-0	219	83	700	0-0	6-34	33:12	N/A	10-17
@ UTEP	W 34-27	10/1/94	22	55	297	6-18-0-2	174	73	471	5-3	8-55	32:26	N/A	3-12
Hawaii*		21,258	19	50	244	7-14-0-1	119	64	363	9-6	10-82	27:34	N/A	4-11
UTEP	W 24-17	10/8/94	18	49	201	14-26-1-0	205	75	406	1-1	9-70	29:28	N/A	8-18
@ Tulsa		17,127	23	36	168	24-43-1-0	243	79	411	2-2	1-15	30:32	N/A	3-14
UTEP	L 9-47	10/15/94	10	31	23	11-30-1-0	116	61	139	4-1	3-33	22:31	N/A	1-14
@ [15] Colorado State*		27,837	29	51	335	16-36-0-2	250	87	585	3-1	10-82	37:29	N/A	6-16
@ UTEP	L 28-34	10/22/94	15	36	99	10-23-1-3	227	59	326	0-0	8-47	23:57	N/A	3-13
BYU*		38,135	28	44	206	26-39-2-3	330	83	536	0-0	14-130	36:03	N/A	7-15
UTEP	L 7-52	10/29/94	17	35	104	16-35-3-1	184	70	288	1-0	4-35	28:45	N/A	5-15
@ [12] Utah*		32,620	28	38	227	26-37-1-3	401	75	628	2-1	5-50	31:15	N/A	9-14
@ UTEP	T 30-30	11/12/94	23	54	298	10-29-2-1	208	83	506	5-1	9-54	36:16	N/A	9-18
Fresno State*		15,328	17	32	108	16-30-3-2	248	62	356	1-1	4-47	23:44	N/A	4-11
UTEP	L 21-25	11/19/94	25	56	309	9-21-1-0	89	77	398	1-1	6-35	36:06	N/A	7-15
@ New Mexico*		19,472	26	45	224	15-35-1-2	244	80	468	1-1	3-31	23:54	N/A	8-16

& Game played at the Alamodome, San Antonio, Texas

* Western Athletic Conference (WAC) game

YEARLY RESULTS CONT.

Teams	Score	Date	First Downs	- Rushing - Att.	Yards	Passing	-Passing- Yards	Plays	Total Offense	Fum.	Pen.	Time Poss.	Avg. Pos.	Third Downs
1995 (2-10, 1-7 WAC/10th) – Charlie Bailey, Head Coach														
UTEP	L 17-45	9/2/95	24	31	58	22-39-3-2	269	70	327	4-2	7-63	26:56	U25	3-13
@ New Mexico State		29,921	25	42	179	17-28-1-4	308	70	487	1-1	12-163	33:04	N38	6-14
UTEP	L 20-45	9/9/95	14	34	141	9-25-1-1	78	59	219	0-0	8-66	23:49	U30	3-15
@ Arizona State		43,089	31	57	343	16-29-3-4	237	86	580	1-0	8-77	36:11	A36	8-16
@ UTEP	W 34-24	9/16/95	28	57	346	11-23-1-0	167	80	513	0-0	4-25	41:23	N/A	5-12
Valdosta State		28,737	20	13	35	34-50-1-1	360	63	395	0-0	13-80	18:37	N/A	5-13
UTEP	L 21-42	9/23/95	19	40	185	16-30-1-1	128	70	313	4-1	6-44	24:56	N/A	8-17
@ Hawaii*		38,688	25	55	375	8-16-1-1	90	71	465	1-0	8-71	35:04	N/A	7-12
@ UTEP	L 21-34	9/30/95	13	31	91	19-38-0-1	244	69	335	1-0	7-32	23:52	N/A	6-17
Utah*		19,254	29	50	207	21-37-0-2	280	87	487	4-3	3-31	36:08	N/A	9-17
UTEP	L 46-56	10/7/95	29	52	307	20-30-0-5	288	82	595	3-3	6-46	31:29	N/A	9-14
@ Air Force*		40,046	28	53	420	7-13-0-1	130	66	550	1-1	3-30	28:31	N/A	6-11
@ UTEP	L 28-38	10/14/95	18	43	176	9-21-2-1	101	64	277	1-1	10-78	27:28	N/A	4-12
Tulsa		19,931	21	56	258	12-21-0-0	163	77	421	4-3	4-36	32:20	N/A	7-16
@ UTEP	L 16-45	10/28/95	22	35	157	30-48-5-2	315	83	472	5-2	7-56	33:14	N/A	6-18
San Diego State*		13,720	25	45	318	15-29-1-2	188	74	506	2-2	5-39	26:01	N/A	4-13
UTEP	L 10-56	11/4/95	12	39	107	9-18-2-1	97	57	204	3-3	4-28	29:19	N/A	4-14
@ Colorado State*		22,013	18	53	232	11-20-0-3	263	73	495	4-2	11-75	30:41	N/A	6-13
UTEP	L 14-47	11/11/95	18	30	68	19-46-1-1	230	76	298	1-0	5-30	25:11	N/A	6-17
@ Fresno State*		30,274	30	46	231	22-32-0-5	412	78	643	1-1	4-48	34:49	N/A	6-12
@ UTEP	W 17-12	11/18/95	21	54	196	12-19-0-1	166	73	362	1-1	8-67	34:33	N/A	7-16
New Mexico*		13,837	21	36	134	19-30-0-0	208	66	342	3-1	4-44	25:27	N/A	1-11
@ UTEP	L 19-42	11/25/95	24	37	111	27-46-2-1	326	83	437	2-2	5-45	32:14	N/A	6-16
Wyoming*		31,383	22	46	158	15-24-1-4	308	70	466	4-2	1-5	26:31	N/A	8-14

* Western Athletic Conference (WAC) game

1996 (2-9, 0-8 WAC/8th Mountain Division) – Charlie Bailey, Head Coach

UTEP	L 3-23	8/31/96	6	26	50	10-23-2-0	116	49	166	2-0	2-20	22:35	N/A	3-14
@ Arizona		40,388	20	56	195	13-23-1-1	109	79	304	1-0	1-12	37:25	N/A	4-17
@ UTEP	W 14-7	9/14/96	17	50	178	6-9-0-2	73	59	251	1-1	3-20	31:48	N/A	7-15
New Mexico State		31,654	17	38	119	12-25-0-1	189	63	308	0-0	6-52	27:43	N/A	7-15
UTEP	L 25-26	9/21/96	16	47	135	14-33-3-1	226	80	361	0-0	7-82	36:16	U24	6-18
@ San Jose State*		10,433	18	19	46	22-43-0-1	280	62	326	5-2	7-73	23:44	S36	6-16
UTEP	W 37-6	9/28/96	26	69	292	12-15-0-1	139	84	431	6-2	5-50	37:37	N/A	10-19
@ Northern Illinois		10,229	7	24	11	12-28-2-0	137	52	148	3-1	3-26	22:23	N/A	2-14
@ UTEP	L 27-34	10/5/96	16	48	183	10-26-1-1	124	74	307	2-2	8-84	33:55	N/A	5-16
Utah*		28,271	18	35	207	15-31-1-1	155	66	362	1-1	7-53	26:05	N/A	4-12
UTEP	L 0-18	10/12/96	7	30	85	14-24-2-0	52	54	137	0-0	5-25	24:49	U27	4-15
@ TCU*		25,384	19	41	153	14-28-1-0	156	69	309	3-0	6-37	35:11	T33	7-15
@ UTEP	L 21-48	10/26/96	13	21	27	21-42-1-3	225	63	252	1-1	3-15	21:29	U29	3-13
Rice*		19,336	22	67	415	2-4-0-0	13	71	428	0-0	4-20	38:31	R43	6-15
UTEP	L 18-40	11/2/96	16	42	143	16-31-2-1	175	73	318	3-0	8-90	32:48	N/A	9-20
@ [13] BYU*		64,988	21	33	164	24-33-3-2	232	66	396	5-1	4-49	27:12	N/A	5-11
@ UTEP	L 0-30	11/9/96	16	47	95	13-22-1-0	136	69	231	5-2	5-30	33:48	U24	5-14
SMU*		14,590	13	41	269	6-12-0-0	49	53	318	1-1	7-67	26:12	S45	4-11
@ UTEP	L 21-38	11/16/96	15	41	215	10-28-0-2	150	69	365	2-2	4-33	26:44	N/A	4-14
Tulsa*		14,293	28	58	320	14-24-0-3	182	82	502	4-2	7-65	33:16	N/A	7-17
UTEP	L 17-44	11/23/96	20	31	72	25-49-2-1	206	80	278	3-2	4-23	30:47	U32	9-20
@ New Mexico*		19,510	20	51	244	8-18-0-0	90	69	334	4-2	3-17	29:13	N43	5-14

* Western Athletic Conference (WAC) game

1997 (4-7, 3-5 WAC/6th Mountain Division) – Charlie Bailey, Head Coach

UTEP	L 3-55	9/6/97	17	41	142	12-36-3-0	101	77	243	6-3	11-70	33:50	U25	3-17
@ [10] LSU		80,015	20	37	192	17-23-1-1	248	60	440	6-3	13-112	26:10	L48	3-9
@ UTEP	L 20-38	9/13/97	17	26	22	16-38-2-3	260	64	282	1-1	6-31	22:51	U18	6-14
New Mexico*		19,857	24	54	360	11-19-1-1	138	73	498	1-1	7-70	37:09	N47	8-14
UTEP	L 3-56	9/20/97	16	38	106	12-32-3-0	142	70	248	5-1	6-60	28:45	U24	6-15
@ Utah*		28,820	23	45	266	17-18-0-6	317	63	583	0-0	8-59	31:15	U39	7-12
@ UTEP	W 24-16	9/27/97	28	67	239	13-26-0-1	142	94	381	3-2	7-56	38:02	U36	6-17
New Mexico State		21,779	18	26	128	16-36-2-2	190	62	318	2-1	8-50	21:58	N25	4-12
UTEP	L 7-39	10/4/97	14	32	91	10-32-0-0	142	64	233	2-1	9-73	24:30	N/A	6-16
@ Clemson		62,000	22	44	169	18-28-0-4	241	72	410	1-0	7-63	35:30	N/A	9-16
UTEP	W 33-18	10/11/97	20	56	305	12-19-1-1	187	75	492	1-0	5-45	34:39	U25	7-16
@ Tulsa*		16,830	19	35	117	13-32-0-0	159	67	276	2-1	11-87	25:21	T33	4-13
@ UTEP	L 7-10	10/18/97	18	50	142	12-33-2-0	118	83	260	1-0	7-47	35:09	U29	8-24
San Jose State*		25,908	7	30	97	11-24-2-0	71	54	168	1-1	6-30	24:51	S38	3-15
@ UTEP	W 14-3	11/1/97	16	56	120	9-15-0-0	136	71	256	1-0	12-60	36:43	U31	2-15
[25] BYU*		18,630	8	20	0	17-32-3-0	226	52	226	1-1	7-77	23:17	B30	2-12
UTEP	L 14-28	11/8/97	18	40	102	22-35-2-2	256	75	358	1-0	6-40	32:54	N/A	N/A
@ SMU*		21,280	11	43	219	3-4-0-0	90	47	309	1-1	3-11	27:06	N/A	N/A
@ UTEP	W 24-17	11/15/97	14	51	139	8-24-2-0	92	75	231	2-0	2-16	35:20	U39	6-19
TCU*		16,247	10	33	36	12-26-0-1	232	59	268	6-5	6-50	24:40	T29	1-14
UTEP	L 13-31	11/22/97	21	42	89	20-37-0-0	278	79	367	2-0	8-60	33:33	U23	7-19
@ Rice*		18,014	16	48	229	2-5-1-0	114	53	343	1-0	2-23	26:27	R30	4-11

* Western Athletic Conference (WAC) game

Teams	Score	Date	First Downs	- Rushing - Att.	Yards	Passing	-Passing- Yards	Plays	Total Offense	Fum.	Pen.	Time Poss.	Avg. Pos.	Third Downs
1998 (3-8, 3-5 WAC/T5th Pacific Division) – Charlie Bailey, Head Coach														
UTEP	L 3-35	9/5/98	12	34	121	11-25-3-0	180	59	301	1-1	9-55	30:20	U21	1-12
@ Texas Tech		41,087	22	56	324	12-22-0-1	194	78	518	1-1	11-81	29:40	T37	11-19
@ UTEP	L 26-33	9/12/98	19	43	244	14-28-0-1	182	71	426	2-1	4-22	31:43	U24	6-15
[24] Oregon		25,906	21	34	157	18-34-1-2	320	68	477	0-0	12-78	28:17	O28	5-14
UTEP	L 24-33	9/26/98	14	44	283	7-16-1-1	52	60	335	3-2	12-101	22:49	U41	5-12
@ New Mexico State		32,993	26	57	266	9-17-1-1	184	74	450	1-0	6-47	37:11	N26	9-18
@ UTEP	L 17-20	10/3/98	21	34	83	26-33-0-1	332	67	415	1-0	4-34	29:30	U27	7-15
Colorado State*		19,003	23	48	288	16-26-1-0	171	74	459	2-1	7-36	30:30	C25	7-13
UTEP	W 22-19	10/10/98	28	42	212	20-34-2-1	225	76	437	1-1	6-56	29:06	U27	7-15
@ New Mexico*		29,812	20	39	155	19-25-0-2	316	64	471	1-1	6-65	30:54	N31	8-14
@ UTEP	W 28-21	10/17/98	26	59	290	13-32-1-0	111	91	401	0-0	7-60	36:02	U33	7-18
San Jose State*		21,300	20	25	141	21-44-2-2	305	69	446	1-1	7-46	23:58	S25	2-13
UTEP	L 6-32	10/24/98	16	35	92	16-39-0-0	139	74	231	2-1	3-23	32:12	U27	6-20
@ Fresno State*		39,881	14	44	271	11-22-0-2	126	66	397	0-0	10-106	27:48	F27	3-14
@ UTEP	W 30-13	10/31/98	23	55	248	15-31-0-2	173	86	421	3-2	5-25	36:18	U38	9-17
Hawaii*		15,207	10	46	236	2-8-3-0	33	54	269	1-0	4-34	23:42	H28	4-13
UTEP	L 27-34	11/7/98	17	36	53	20-46-2-2	346	82	399	1-0	4-30	30:12	U31	3-17
@ Utah		37,812	19	44	253	17-32-2-2	214	76	467	5-3	5-42	29:48	U35	5-16
@ UTEP	L 14-31	11/14/98	13	32	73	14-26-1-1	254	58	327	1-1	4-44	25:34	U24	5-15
BYU*		19,307	25	45	259	17-25-1-2	185	70	444	1-1	5-40	34:26	B36	9-14
UTEP	L 29-34	11/21/98	26	30	138	31-46-0-3	281	76	419	1-0	2-10	29:00	N/A	4-14
@ San Diego State*		22,365	22	41	205	18-29-0-2	267	70	472	0-0	7-48	31:00	N/A	11-15

* Western Athletic Conference (WAC) game

1999 (5-7, 3-4 WAC/6th) – Charlie Bailey, Head Coach														
@ UTEP	W 13-10	9/4/99	20	46	105	18-29-1-1	165	75	270	4-2	4-22	36:51	U18	8-18
New Mexico		41,136	11	28	77	13-23-1-0	102	51	179	0-0	4-50	23:09	N44	2-12
UTEP	L 28-47	9/11/99	17	34	158	20-34-1-1	271	68	429	1-1	6-58	31:25	U22	3-12
@ Oregon		40,938	23	39	195	15-27-3-0	228	66	423	2-0	8-52	28:35	O43	5-12
UTEP	L 7-40	9/18/99	13	26	66	18-41-1-1	181	67	247	3-0	10-63	26:49	U23	4-17
@ [16] Kansas State		50,923	20	47	193	12-23-2-2	265	70	458	1-0	11-95	33:11	K41	5-14
@ UTEP	W 54-23	9/25/99	20	46	229	13-25-3-1	276	71	505	0-0	5-35	32:39	U41	7-15
New Mexico State		52,247	20	46	130	10-19-0-0	130	65	260	3-3	11-64	27:21	N35	4-13
UTEP	L 3-33	10/2/99	11	39	84	9-19-0-3	89	58	173	2-0	6-34	30:20	U22	3-13
@ Hawaii*		39,021	24	25	160	31-51-2-2	372	76	532	2-1	11-80	29:40	H43	6-14
@ UTEP	W 42-28	10/9/99	26	43	150	26-35-2-0	333	78	483	4-1	4-50	32:27	S31	5-15
SMU*		38,257	22	44	204	13-32-0-4	184	76	388	2-1	7-40	27:33	U32	2-12
UTEP	L 21-34	10/16/99	19	32	115	20-30-2-1	266	62	381	1-0	6-45	26:55	U21	2-10
@ Arizona		47,776	21	52	396	11-19-1-1	157	71	553	2-1	10-77	33:05	A29	8-13
UTEP	L 23-24	10/23/99	30	51	147	26-45-1-0	301	96	448	4-3	3-15	38:42	U25	13-22
@ Fresno State*		36,405	14	29	87	15-28-3-0	224	57	311	3-1	11-85	21:18	F30	3-12
@ UTEP	W 42-26	10/30/99	23	46	241	19-28-3-0	215	74	456	2-0	9-55	32:51	U32	8-17
San Jose State*		25,107	14	32	90	14-36-1-3	225	68	315	1-0	13-100	27:09	S26	5-15
@ UTEP	L 19-43	11/6/99	22	35	137	19-33-2-5	306	68	443	3-1	7-64	25:10	U24	4-10
Tulsa*		25,527	24	49	184	17-28-1-1	205	77	389	0-0	7-51	34:50	T35	5-13
UTEP	W 30-29	11/13/99	28	31	110	31-45-2-2	360	76	470	2-1	6-45	29:49	U27	11-15
@ Rice*		18,235	16	51	302	5-13-0-1	71	64	373	0-0	6-60	30:11	R32	7-14
UTEP	L 24-52	11/20/99	21	28	38	28-43-1-2	384	71	422	1-1	5-55	27:30	U28	3-12
@ TCU*		21,218	22	61	475	4-8-0-1	31	69	506	3-2	10-69	32:30	T41	8-12

* Western Athletic Conference (WAC) game

2000 (8-4, 7-1 WAC/T1st) – Gary Nord, Head Coach														
UTEP	L 14-55	9/2/00	19	38	125	21-42-2-1	217	80	342	6-5	7-67	33:11	U24	3-16
@ [19] Oklahoma		74,761	18	33	122	19-39-1-2	287	72	409	3-2	9-70	26:49	O49	5-15
@ UTEP	W 37-20	9/9/00	20	47	204	13-19-0-3	206	66	410	0-0	8-74	33:01	U35	5-14
SMU*		31,483	22	24	75	22-46-2-2	420	70	495	1-0	10-91	26:59	S19	4-13
UTEP	L 17-45	9/16/00	19	37	82	19-31-1-2	218	68	300	0-0	8-58	31:02	U25	7-16
@ Texas A&M		69,184	25	40	236	18-29-1-1	178	69	414	1-0	6-67	28:58	T42	9-14
@ UTEP	W 39-7	9/23/00	25	47	140	18-34-1-4	265	81	405	4-3	4-20	34:11	U43	7-17
Hawaii*		36,637	15	25	53	15-50-2-0	211	75	264	4-1	15-90	25:49	H23	7-19
@ UTEP	W 41-31	9/30/00	26	45	228	16-28-0-2	237	73	465	2-1	5-43	30:45	U35	3-10
New Mexico State		50,068	23	44	355	13-29-1-2	153	73	508	4-2	13-93	29:15	N27	6-15
UTEP	W 40-7	10/7/00	21	40	264	17-23-0-3	204	72	468	4-1	10-75	32:57	U38	6-14
@ Tulsa*		18,689	14	26	6	19-36-2-0	237	62	243	3-2	5-30	27:03	T29	5-15
UTEP	W 47-30	10/14/00	24	50	186	21-36-1-3	292	86	478	1-0	6-51	36:28	U38	10-18
@ San Jose State*		13,274	17	26	218	16-35-1-0	166	61	384	0-0	12-92	23:32	S30	1-9
@ UTEP	W 23-13	10/21/00	22	44	157	20-29-1-1	212	73	369	1-0	6-41	32:12	U27	4-13
Fresno State*		52,085	14	31	93	14-31-1-1	142	62	235	1-0	11-94	27:48	F25	6-16
UTEP	W 45-22	11/4/00	23	50	179	20-35-0-2	323	85	502	3-2	13-131	33:45	U35	5-15
@ Nevada*		15,249	23	26	44	21-48-3-2	258	74	302	1-1	6-48	26:15	N34	6-16
@ UTEP	W 38-21	11/11/00	24	35	115	21-30-0-3	339	65	454	1-0	10-90	28:09	U23	4-12
Rice*		53,304	21	43	175	7-18-0-2	130	61	305	1-0	10-108	31:51	R26	4-13
UTEP	L 14-47	11/18/00	19	32	70	21-47-1-2	217	79	287	1-1	7-30	30:45	U30	10-21
@ [15] TCU*		41,068	19	49	313	10-18-0-2	216	67	529	2-2	13-142	29:15	T35	7-12
UTEP	L 23-38	11/28/00	22	44	118	17-38-1-1	201	82	319	4-2	4-35	32:55	U29	7-18
@ Boise State+		26,203	18	29	175	18-30-1-2	258	59	433	2-0	6-59	27:05	B35	2-11

* 2000 Crucial.com Humanitarian Bowl

* Western Athletic Conference (WAC) game

YEARLY RESULTS CONT.

Teams	Score	Date	First Downs	- Rushing - Att.	Yards	Passing	-Passing- Yards	Plays	Total Offense	Fum.	Pen.	Time Poss.	Avg. Pos.	Third Downs
2001 (2-9, 1-7 WAC/9th) – Gary Nord, Head Coach														
UTEP	L 6-26	9/1/01	13	27	-53	19-32-2-1	223	59	170	4-3	9-74	27:24	U27	4-13
@ New Mexico		41,771	19	46	271	6-30-2-0	52	76	323	2-0	17-122	32:36	N40	4-16
@ UTEP	W 52-6	9/8/01	23	51	305	10-28-2-1	122	79	427	2-0	13-90	31:44	T49	8-17
Texas Southern		37,741	14	40	116	7-25-3-1	90	65	206	4-2	7-43	28:16	T24	5-16
UTEP	L 17-42	9/22/01	16	42	160	16-28-2-2	153	70	313	0-0	9-78	30:53	U28	7-16
@ Boise State*		23,517	20	53	224	8-13-0-3	155	66	379	2-2	4-19	29:07	B43	5-12
@ UTEP	W 26-10	9/29/01	25	53	208	20-30-0-0	249	83	457	2-1	12-92	37:48	U30	11-20
Tulsa*		30,044	11	27	100	12-24-2-1	218	51	318	0-0	7-47	22:12	T25	4-13
UTEP	L 7-56	10/6/01	7	29	133	8-19-1-0	133	48	232	4-2	5-40	24:31	U23	3-13
@ Alabama		77,146	27	53	360	15-26-0-2	228	79	588	4-1	14-121	35:29	A42	10-15
UTEP	L 7-66	10/13/01	14	45	158	10-31-3-0	86	76	244	4-2	9-66	33:59	U30	4-19
@ Hawaii*		34,128	28	30	161	20-39-1-3	316	69	477	2-1	8-70	26:01	H35	4-9
@ UTEP	L 28-40	10/20/01	20	27	93	21-37-1-3	358	64	451	4-4	5-35	26:29	U32	4-12
San Jose State*		30,048	27	48	148	20-37-3-3	366	85	514	3-1	15-94	33:31	S39	9-18
UTEP	L 14-40	10/27/01	7	32	46	13-25-1-0	136	57	182	2-0	4-25	26:10	U27	2-14
@ SMU*		17,037	19	49	261	13-18-0-1	165	67	426	2-2	12-80	33:50	S44	5-15
@ UTEP	L 30-53	11/10/01	22	38	189	19-31-2-0	238	69	427	5-2	2-7	33:33	U30	8-15
Louisiana Tech*		24,075	24	43	223	20-31-1-5	227	74	450	0-0	8-60	33:33	L36	8-15
UTEP	L 17-27	11/17/01	13	21	86	16-33-2-1	227	54	313	1-1	10-81	20:51	U27	3-12
@ Rice*		11,535	24	73	293	6-15-0-0	57	88	350	2-0	5-41	39:09	R34	8-20
@ UTEP	L 31-48	11/24/01	19	34	188	17-25-0-2	217	59	405	1-0	10-88	26:49	U29	2-8
Nevada*		19,892	29	56	409	13-24-0-1	119	80	528	1-0	5-53	33:05	N33	10-15

* Western Athletic Conference (WAC) game

2002 (2-10, 1-7 WAC/T9th) – Gary Nord, Head Coach

@ UTEP	W 42-12	8/31/02	24	52	300	15-34-1-2	143	86	443	0-0	5-45	34:54	U40	12-20
Sacramento State		30,536	11	30	87	13-28-1-1	141	58	228	4-1	6-44	25:06	S28	6-17
UTEP	L 17-77	9/7/02	19	41	220	12-26-0-2	151	67	371	2-2	6-32	33:17	U23	3-13
@ Kentucky		59,213	27	44	364	12-19-0-5	227	63	591	2-1	5-40	26:43	K47	10-12
UTEP	L 0-68	9/14/02	12	41	93	10-32-3-0	126	73	219	3-2	8-77	32:39	U25	4-17
@ [2] Oklahoma		74,468	27	39	215	19-32-0-3	334	71	549	0-0	7-65	27:12	O36	7-14
@ UTEP	L 6-31	9/21/02	22	50	114	12-37-4-0	151	87	265	0-0	6-70	38:28	U29	8-23
Hawaii*		35,170	16	25	125	15-38-1-3	244	63	369	1-1	11-115	21:32	H34	6-16
UTEP	L 24-58	9/28/02	24	35	157	19-44-4-1	303	79	460	2-2	6-60	28:52	U29	7-16
@ San Jose State*		10,416	25	37	179	25-36-1-3	330	73	509	1-1	9-96	31:08	S34	5-12
@ UTEP	L 14-49	10/5/02	18	36	114	19-26-2-1	213	62	327	1-1	11-71	29:00	U22	2-10
@ New Mexico State		30,605	26	52	286	10-16-0-2	189	68	475	0-0	6-55	31:00	N38	5-12
@ UTEP	W 38-35	10/19/02	20	39	209	12-27-0-2	177	66	386	2-2	11-65	26:18	U29	9-16
Rice*		32,392	24	59	225	8-16-0-2	172	75	397	1-1	8-59	33:42	R29	7-15
UTEP	L 0-20	10/26/02	11	40	116	12-27-3-0	94	67	210	5-3	7-65	22:08	U35	3-15
@ Tulsa*		12,317	19	52	210	12-23-1-2	97	75	307	3-1	6-42	36:58	T37	8-19
@ UTEP	L 3-58	11/2/02	16	54	204	6-23-4-0	46	77	250	2-0	5-38	36:26	U22	5-19
Boise State*		21,689	21	42	237	10-20-0-3	233	62	470	1-1	8-89	23:34	B45	5-8
UTEP	L 17-23	11/9/02	12	37	125	10-23-0-1	141	60	266	1-1	5-49	24:54	U27	4-15
@ Nevada*		13,721	26	36	109	30-54-2-2	325	90	434	3-0	2-10	35:06	N32	10-21
@ UTEP	L 35-42	11/16/02	17	35	45	19-36-0-4	352	71	397	3-2	4-37	27:21	U25	6-18
SMU*		21,765	19	41	110	16-27-1-3	238	68	348	3-1	6-53	32:39	S42	6-16
UTEP	L 24-38	11/23/02	26	48	149	24-40-0-0	248	88	397	1-1	5-35	33:48	U33	8-19
@ Louisiana Tech*		9,267	27	23	184	29-43-3-1	421	66	605	1-0	11-94	26:12	L27	6-11

* Western Athletic Conference (WAC) game

2003 (2-11, 1-7 WAC/9th) – Gary Nord, Head Coach

UTEP	L 7-42	8/30/03	18	33	71	21-43-1-0	204	76	275	2-2	9-55	28:53	U29	7-18
@ Arizona		40,264	18	43	217	14-26-2-2	229	69	446	0-0	2-20	31:07	A31	8-16
@ UTEP	L 13-34	9/6/03	14	36	115	13-25-2-2	141	61	256	3-3	4-30	24:45	U29	5-14
Cal Poly		26,224	21	53	222	12-21-0-2	239	74	461	2-1	4-27	35:15	C30	3-14
@ UTEP	L 0-34	9/13/03	15	44	124	15-40-2-0	137	84	261	5-3	3-38	31:33	U33	8-22
San Diego State		18,195	14	34	137	18-29-0-0	180	63	317	3-2	6-41	28:27	S35	2-14
UTEP	L 14-42	9/20/03	19	43	189	10-27-2-0	111	70	300	1-1	6-44	30:33	U25	7-15
@ Louisville		40,205	23	42	191	18-28-0-2	246	70	437	1-1	7-65	29:27	L35	10-15
@ UTEP	W 59-14	9/27/03	23	52	226	14-25-2-2	176	77	402	2-1	9-74	34:37	U43	6-15
Sam Houston State		17,211	17	38	116	13-30-2-0	147	68	263	6-4	12-98	25:23	S29	5-14
UTEP	W 21-19	10/4/03	20	40	232	8-17-0-2	190	66	422	1-0	11-81	30:09	U23	3-12
@ SMU*		21,412	20	36	118	14-30-1-0	195	66	313	3-2	10-68	29:51	S36	5-15
@ UTEP	L 35-38	10/11/03	21	38	250	18-33-2-0	285	71	535	1-0	10-79	29:02	U27	5-13
Louisiana Tech*		28,144	27	39	165	22-40-0-2	328	79	493	1-1	7-65	30:58	L37	5-15
UTEP	L 15-31	10/25/03	28	54	244	14-31-1-0	170	85	414	5-2	11-89	35:57	U23	7-17
@ Hawaii*		40,136	24	11	37	27-54-1-3	426	65	463	1-0	8-80	24:03	H31	2-10
@ UTEP	L 28-56	11/1/03	20	31	73	26-43-3-2	287	75	360	1-0	6-46	31:28	U31	4-17
Tulsa*		17,095	19	45	287	15-22-1-2	219	67	506	0-0	7-65	28:32	T36	6-13
@ UTEP	L 41-69	11/8/03	26	42	281	23-40-4-2	349	82	630	4-0	14-117	30:20	U20	8-15
San Jose State*		18,095	31	33	117	29-41-0-7	547	74	664	1-1	5-45	29:40	S39	3-11
UTEP	L 21-51	11/15/03	17	37	101	18-33-2-1	211	70	312	2-1	6-60	30:04	U29	6-16
@ [24] Boise State*		24,513	28	45	256	16-34-1-2	218	79	474	0-0	6-65	29:56	B38	7-14
UTEP	L 14-45	11/22/03	16	42	167	14-26-1-0	185	68	352	2-2	13-89	29:08	U28	8-17
@ Rice*		10,465	26	64	450	4-9-1-0	48	73	498	2-1	5-45	30:52	R39	5-14
@ UTEP	L 20-23	11/29/03	12	41	128	13-26-1-1	124	67	252	1-1	7-42	29:56	U40	6-16
Fresno State*		15,101	23	41	168	22-31-2-2	325	72	493	2-1	7-60	30:04	F28	5-13

* Western Athletic Conference (WAC) game

Teams	Score	Date	First Downs	- Rushing - Att.	Yards	Passing	-Passing- Yards	Plays	Total Offense	Fum.	Pen.	Time Poss.	Avg. Pos.	Third Downs
2004 (8-4, 6-2 WAC/2nd) – Mike Price, Head Coach														
UTEP	L 9-41	9/2/04	17	31	87	21-44-4-0	196	75	283	1-1	8-75	27:29	U26	3-18
@ Arizona State		57,528	26	42	131	23-44-1-4	356	86	487	2-0	6-75	32:31	A35	5-16
@ UTEP	W 32-0	9/11/04	30	54	276	18-29-0-0	223	83	499	1-0	7-60	34:25	U29	5-14
Weber State		34,229	8	25	34	9-26-1-0	78	51	112	1-1	5-24	25:35	W25	3-14
@ UTEP	L 31-47	9/18/04	16	28	56	16-33-2-2	235	61	291	2-0	2-15	24:34	U35	3-11
[23] Boise State*		33,921	29	49	175	26-37-2-2	392	86	567	5-2	11-92	35:26	B31	7-12
@ UTEP	W 45-0	10/2/04	22	58	266	15-20-0-3	179	78	445	3-1	2-26	36:35	U41	10-17
New Mexico State		46,123	9	32	116	9-28-2-0	110	60	226	2-1	7-76	23:25	N25	3-14
UTEP	W 24-21	10/9/04	11	37	92	12-23-0-1	185	60	277	2-2	6-39	25:03	U26	4-14
@ Fresno State*		40,407	16	39	195	20-36-2-1	126	75	321	3-0	8-85	34:57	F31	7-19
@ UTEP	W 51-20	10/16/04	28	42	173	28-45-4-5	317	87	490	1-0	6-56	32:24	U38	9-15
Hawaii*		44,381	27	14	77	32-65-2-2	359	79	436	4-2	1-5	27:36	H21	2-13
UTEP	W 44-27	10/23/04	13	40	150	17-30-0-4	259	70	409	4-2	7-44	34:49	U41	5-16
@ Louisiana Tech*		18,103	15	40	192	9-28-3-0	151	68	343	1-1	6-45	25:11	L25	1-14
UTEP	W 38-20	10/30/04	14	31	144	17-23-1-2	228	54	372	0-0	8-78	24:29	U36	4-10
@ San Jose State*		28,867	24	49	132	15-29-2-0	173	78	305	4-3	2-10	35:31	S33	4-15
@ UTEP	W 35-28 (20T)	11/13/04	16	28	83	19-28-1-3	191	56	274	2-2	9-60	22:33	U27	4-11
Rice*		43,507	28	79	312	6-14-1-1	97	93	409	4-2	9-86	37:27	R39	7-19
@ UTEP	W 57-27	11/20/04	26	40	165	23-32-1-5	363	72	528	0-0	7-63	32:11	U34	4-10
SMU*		45,095	18	32	122	21-33-1-2	234	65	356	3-0	10-102	27:49	S32	6-13
UTEP	L 35-37	11/27/04	26	38	181	21-44-3-2	312	82	493	2-1	8-72	26:56	U32	7-16
@ Tulsa*		10,977	15	54	207	9-15-1-0	76	69	283	1-0	6-78	33:04	T44	4-16
UTEP	L 28-33	12/29/04	19	27	34	22-42-2-2	328	69	362	1-1	4-43	22:51	U21	5-13
Colorado+		27,235	23	44	157	24-33-0-0	333	77	490	0-0	10-83	37:09	C33	4-15

+ 2004 EV1.net Houston Bowl

* Western Athletic Conference (WAC) game

2005 (8-4, 5-3 C-USA/2nd) – Mike Price, Head Coach

UTEP	W 34-17	9/3/05	16	35	97	17-33-0-3	204	68	301	1-1	6-68	27:47	U45	4-14
@ NMSU		30,343	22	24	(-17)	38-62-3-2	347	86	330	1-1	5-34	31:30	N27	7-19
@ UTEP	W 44-41 (20T)	9/16/05	27	32	174	26-51-2-3	379	83	553	2-2	12-104	29:15	U38	2-14
Houston*		45,558	26	42	183	32-50-5-5	331	92	514	1-1	15-116	30:45	H27	6-18
@ UTEP	W 21-13	9/24/05	16	31	70	16-31-1-1	178	62	248	1-0	4-30	26:22	U22	8-16
New Mexico		50,425	17	43	149	15-25-1-0	136	68	285	3-0	4-22	33:38	N28	6-15
UTEP	L 20-27	10/1/05	30	25	74	23-53-3-1	431	78	505	4-3	5-45	23:56	U24	3-14
@ Memphis*		30,053	17	51	252	13-21-0-1	122	72	374	2-0	11-121	36:04	M32	4-16
@ UTEP	W 45-21	10/14/05	17	35	149	22-32-0-3	278	67	427	0-0	9-100	30:04	U33	8-16
@ Tulane*		13,153	19	26	48	30-56-0-3	381	82	429	3-3	7-51	29:56	T23	11-22
@ UTEP	W 31-3	10/22/05	22	38	194	17-26-1-3	215	64	409	3-2	9-53	27:50	U28	6-13
Marshall*		51,500	16	41	215	13-30-1-0	125	71	340	1-0	7-66	32:10	M30	2-15
UTEP	W 38-31	10/29/05	19	30	145	24-30-2-3	387	60	532	1-1	15-155	24:57	U22	8-12
@ Rice*		9,326	27	65	272	9-19-0-1	108	84	380	3-1	7-63	35:03	R35	5-17
@ UTEP	W 41-38	11/5/05	24	30	95	25-34-2-2	340	64	435	1-1	3-20	26:39	U26	6-12
Tulsa*		49,160	20	38	139	23-40-1-1	263	78	402	3-2	3-15	33:21	T36	12-19
@ UTEP	W 45-0	11/12/05	25	36	162	21-29-0-4	306	65	468	1-0	4-35	28:27	U39	2-9
Texas Southern		42,784	10	39	105	7-16-0-0	41	55	146	1-0	6-40	31:33	T23	3-15
@ UTEP	L 23-35	11/19/05	30	43	148	33-52-3-2	337	95	485	3-1	9-82	32:10	U31	14-22
UAB*		47,967	22	45	189	11-17-1-4	184	62	373	1-1	5-50	27:50	A35	5-13
UTEP	L 27-40	11/26/05	28	32	95	27-46-4-3	360	78	455	4-3	4-32	26:01	U23	7-15
@ SMU*		17,194	21	46	229	18-32-0-3	211	78	440	3-0	13-112	33:59	S40	5-18
UTEP	L 13-45	12/21/05	16	28	63	17-41-2-1	192	69	255	1-0	4-45	27:55	U30	6-18
Toledo+		35,422	25	39	164	19-32-2-5	304	71	468	1-1	9-80	32:05	T35	7-12

+ 2005 GMAC Bowl

* Conference USA (C-USA) game

2006 (5-7, 3-5 C-USA/5th West Division) – Mike Price, Head Coach

UTEP	W, 34-27	8/31/06	12	19	30	20-29-4-3	213	48	243	1-0	0-0	22:28	U40	5-10
@ SDSU		34,723	22	46	109	24-30-2-0	275	76	384	4-1	5-39	37:32	S30	9-19
@ UTEP	L, 35-38 (OT)	9/9/06	26	26	120	35-52-2-4	375	78	495	0-0	8-84	30:09	U25	6-14
[24] Texas Tech		51,827	29	18	103	40-53-1-2	376	71	479	0-0	9-80	29:51	T29	5-12
UTEP	L, 13-26	9/23/06	16	23	30	26-37-0-1	211	60	241	2-1	5-26	28:27	U27	6-15
@ New Mexico		34,069	20	45	193	11-19-1-2	96	64	289	1-0	3-25	31:33	N36	9-14
@ UTEP	W, 44-38	9/9/06	20	27	123	18-26-2-3	414	53	537	3-1	9-82	26:55	U28	2-7
New Mexico State		51,500	33	23	67	48-731-4	506	96	573	2-1	6-50	33:05	N34	8-17
@ UTEP	W, 24-21	10/7/06	21	39	89	26-37-1-2	298	76	387	2-1	6-55	38:02	U34	8-18
SMU*		41,258	7	23	58	10-20-3-2	132	43	190	1-1	7-43	21:58	S24	0-11
@ UTEP	W, 34-20	10/14/06	18	36	135	24-33-0-3	230	69	365	1-0	10-80	36:27	U30	6-16
Tulane*		35,930	31	26	192	31-54-2-0	289	80	481	3-3	8-82	23:33	T27	3-12
UTEP	L, 17-34	10/21/06	13	23	30	19-30-1-0	206	53	236	0-0	5-35	25:52	U28	5-13
@ Houston*		18,154	24	42	204	20-30-1-2	208	72	412	0-0	4-30	34:08	H37	10-16
UTEP	L, 20-30	10/27/06	12	18	40	21-37-1-1	253	55	293	2-0	6-62	23:08	U29	3-13
@ Tulsa*		28,074	18	46	154	16-23-1-1	176	69	330	3-1	5-59	36:52	T33	8-16
@ UTEP	L, 31-37	11/4/06	17	18	73	16-34-1-4	315	52	388	0-0	9-87	23:09	U33	4-10
Rice*		42,685	30	48	238	19-26-0-3	233	74	471	2-1	6-43	36:51	R23	7-12
UTEP	W, 36-17	11/10/06	20	22	1	25-40-0-5	455	62	456	1-1	4-30	29:39	U29	5-12
@ UAB*		13,806	15	31	94	16-27-2-1	266	58	360	1-1	9-75	30:21	A30	3-10
UTEP	L, 21-49	11/18/06	20	21	15	34-48-3-1	386	69	401	6-2	7-70	29:27	U25	2-10
@ Marshall*		20,783	17	48	259	5-15-1-1	135	63	394	2-1	7-74	30:33	M48	5-11
@ UTEP	L, 19-38	11/25/06	17	16	5	26-44-2-2	398	60	403	2-2	4-40	25:48	U23	3-12
Memphis*		31,462	16	43	158	16-26-0-0	218	69	376	0-0	5-41	34:12	M41	5-14

* Conference USA (C-USA) game

Teams	Score	Date	First Downs	- Rushing - Att.	Yards	Passing	-Passing- Yards	Plays	Total Offense	Fum.	Pen.	Time Poss.	Avg. Pos.	Third Downs
2007 (4-8, 2-6 C-USA/5th West Division) – Mike Price, Head Coach														
@ UTEP	W 10-6	9/1/07	12	25	114	8-25-1-0	81	50	195	3-0	6-40	21:37	U25	3-12
New Mexico		43,326	23	51	193	25-40-0-0	190	91	383	1-0	9-80	38:23	N29	9-22
UTEP	L 31-45	9/8/07	21	46	224	14-28-0-2	216	74	431	4-1	9-81	32:13	U31	11-18
@ Texas Tech		52,403	34	21	77	48-64-1-4	484	85	561	2-2	7-57	27:7	T23	6-10
UTEP	L 24-29	9/15/07	13	29	79	16-28-1-1	266	57	345	1-1	9-72	27:14	U29	6-14
@ New Mexico State		30,343	25	32	113	36-48-1-3	434	80	547	1-1	3-15	32:46	N32	10-17
@ UTEP	W 52-12	9/22/07	21	36	206	15-30-0-3	243	66	449	1-1	8-99	24:45	U41	4-12
Texas Southern		35,336	16	27	95	21-43-4-2	189	70	284	2-1	10-83	32:05	T25	3-15
UTEP	W 48-45 (OT)	9/29/07	32	52	308	18-36-2-2	250	88	558	1-0	9-100	34:16	U31	7-13
@ SMU*		16,464	29	45	2557	15-29-1-2	259	74	516	3-1	4-34	25:44	S39	7-13
@ UTEP	W 48-47	10/6/07	28	48	219	23-29-0-4	351	77	570	2-1	4-40	31:47	U30	7-14
Tulsa*		35,676	29	43	239	27-45-2-2	409	88	648	3-1	8-85	28:13	T27	8-15
@ UTEP	L 42-45 (OT)	10/13/07	31	37	133	40-57-1-3	456	94	589	2-2	8-94	36:12	U29	8-19
East Carolina*		41,365	24	32	208	19-34-4-2	299	66	507	0-0	5-87	23:48	E29	4-11
@ UTEP	L 31-34	10/27/07	17	37	193	11-26-0-4	176	63	369	1-1	4-25	30:30	U30	5-13
Houston*		35,116	28	56	306	23-36-0-1	214	92	520	2-0	5-81	32:55	H31	11-19
UTEP	L 48-56	11/3/07	23	33	49	30-57-0-5	373	90	422	3-3	9-61	30:52	U43	7-19
@ Rice*		12,313	26	34	163	32-58-3-6	395	92	558	5-4	6-49	29:08	R36	9-18
UTEP	L 19-34	11/10/07	20	24	104	28-45-1-1	308	69	412	1-0	4-45	28:19	U28	3-13
@ Tulane*		15,479	19	45	208	16-23-0-2	277	68	485	1-0	5-40	31:41	T32	7-15
@ UTEP	L 30-56	11/17/07	21	30	124	19-42-1-2	290	72	414	1-1	11-90	27:36	U27	6-15
Southern Miss*		28,592	29	62	363	10-22-1-2	205	84	568	1-1	12-114	32:24	S37	8-15
UTEP	L 20-36	11/24/07	17	19	28	20-37-2-1	292	56	320	0-0	5-50	22:33	U27	3-12
@ UCF*		41,967	27	55	213	19-28-13	267	83	480	0-0	4-45	37:27	F32	9-16

*Conference USA (C-USA) game

2008 (5-7, 4-4 C-USA/4th West Division) – Mike Price, Head Coach														
UTEP	L 17-42	8/28/08	16	26	67	20-37-3-1	199	63	266	1-0	2-14	27:21	U39	7-16
@ Buffalo		16,656	23	50	263	10-16-0-4	221	66	484	2-2	6-60	32:39	B35	7-10
@ UTEP	L 13-42	9/6/08	23	31	145	25-46-0-1	267	77	412	1-1	11-97	36:41	U22	7-17
Texas		53,415	26	31	122	20-29-1-4	282	60	404	0-0	5-45	23:19	T28	1-6
@ UTEP	L 33-34	9/20/08	21	48	277	11-26-0-0	95	74	372	3-3	5-45	33:59	U30	7-17
NMSU		42,930	22	25	37	29-39-2-5	329	64	366	3-2	6-50	26:01	N32	5-12
@ UTEP	W 58-13	9/27/08	15	31	119	20-35-1-3	284	66	403	1-0	7-75	31:56	U36	7-17
UCF*		33,339	17	39	175	14-34-2-1	161	73	336	6-4	5-66	28:04	UCF22	3-14
UTEP	W 40-37	10/4/08	25	32	116	25-44-0-4	266	76	382	0-0	3-30	32:42	U38	8-16
@ Southern Miss*		28,788	26	45	277	21-37-1-2	264	82	541	1-0	8-95	27:18	S34	10-16
@ UTEP	W 24-21	10/11/08	20	34	156	21-32-0-3	296	66	452	2-1	7-100	31:14	U22	7-14
Tulane*		33,121	20	39	318	11-22-0-1	94	61	412	0-0	5-74	28:46	T25	4-10
UTEP	L 35-77	10/18/08	14	21	32	21-37-0-4	306	58	338	2-0	2-20	26:25	U28	2-11
@ Tulsa*		21,873	36	54	321	23-30-1-5	470	84	791	2-0	5-40	33:29	T33	9-12
@ UTEP	L 44-49	11/1/08	23	23	149	20-38-1-4	318	61	467	2-0	7-67	27:31	U32	3-10
Rice*		30,702	30	41	167	29-43-0-5	376	84	543	0-0	10-93	32:29	R28	9-16
UTEP	W 37-24	11/8/08	25	33	114	24-33-1-5	294	66	408	2-1	7-45	34:32	U37	8-12
@ La. Lafayette		21,065	18	35	199	14-25-3-1	185	60	384	1-1	3-18	25:28	L22	5-9
@ UTEP	W 36-10	11/15/08	24	44	134	21-34-0-3	410	78	544	1-0	8-80	36:40	U31	4-14
SMU*		30,271	14	20	64	13-36-4-1	137	56	201	2-2	6-48	23:20	S35	3-13
UTEP	L 37-42	11/22/08	25	33	102	27-45-0-4	362	78	464	1-0	5-41	33:01	U29	6-13
@ Houston*		18,134	32	32	220	41-51-0-3	480	83	700	1-1	8-62	26:59	H26	6-14
UTEP	L 21-53	11/28/08	16	15	57	23-41-3-2	313	56	370	1-0	10-79	21:14	U30	4-11
@ East Carolina*		38,098	26	53	231	19-28-0-2	244	81	475	1-1	4-41	38:46	E48	12-18

*Conference USA (C-USA) game

2009 (4-8, 3-5 C-USA/T3rd West Division) – Mike Price, Head Coach														
@ UTEP	L 17-23	9/5/09	18	29	139	27-46-0-0	233	61	372	0-0	10-80	28:18	U29	6-12
Buffalo		35,213	24	42	150	12-19-0-1	159	75	309	3-0	12-101	31:42	B28	7-15
@ UTEP	L 7-34	9/12/09	7	20	4	17-29-1-1	204	49	208	1-0	13-137	25:19	U20	1-11
[24] Kansas		31,885	26	42	255	27-43-1-1	321	85	576	2-1	6-48	34:41	K37	9-18
UTEP	W 38-12	9/19/09	21	34	156	15-33-0-0	182	67	338	0-0	6-45	29:33	U39	9-14
@ NMSU		20,439	14	40	187	10-23-2-1	97	63	284	2-1	8-70	30:27	N30	4-14
UTEP	L 7-64	9/26/09	7	25	9	9-26-4-0	44	51	53	3-1	6-60	25:08	U28	1-12
@ [2] Texas		101,144	32	42	304	33-41-1-3	335	83	639	2-2	5-49	34:52	T46	7-14
@ UTEP	W 58-41	10/3/09	26	41	305	19-30-0-2	276	71	581	1-0	11-102	31:26	U30	6-11
[12] Houston*		26,793	42	27	128	51-76-0-5	536	103	664	2-2	6-50	28:34	H28	7-17
UTEP	L 20-35	10/10/09	23	27	123	21-40-2-2	319	67	442	2-1	6-37	24:59	U23	2-12
@ Memphis*		18,284	25	49	270	19-33-1-3	216	82	486	1-0	10-77	35:01	M35	10-18
@ UTEP	W 28-24	10/21/09	18	33	175	17-38-2-1	271	71	446	1-0	3-23	31:36	U29	9-17
Tulsa*		37,368	21	45	204	12-25-0-0	224	70	428	1-1	3-25	28:24	T25	5-14
@ UTEP	L 33-38	10/31/09	36	39	188	24-45-2-2	419	83	607	1-1	5-40	34:31	U28	7-15
UAB*		23,063	18	41	234	9-16-0-3	141	57	375	0-0	8-89	25:29	UAB39	4-10
UTEP	L 38-45 (OT)	11/7/09	25	47	260	12-26-0-1	226	73	486	3-0	7-71	27:32	U34	7-13
@ Tulane*		16,791	26	40	167	24-37-0-3	278	77	445	1-0	9-73	32:28	T37	11-17
UTEP	L 31-35	11/14/09	28	42	231	23-41-1-2	396	83	627	1-0	8-68	33:48	U22	7-14
@ SMU*		21,697	20	29	193	17-24-2-2	244	53	437	1-0	4-30	26:12	S29	1-6
UTEP	L 29-30	11/21/09	20	43	151	17-26-1-1	244	69	395	6-5	12-96	32:44	U35	6-13
@ Rice*		10,116	16	49	172	8-17-1-0	55	66	227	2-0	8-75	27:16	R37	5-14
@ UTEP	W 52-21	11/28/09	26	21	72	28-42-0-5	517	63	589	1-0	3-30	25:17	U32	3-10
Marshall*		19,736	27	33	146	25-47-3-3	347	80	493	0-0	7-82	34:43	M23	11-17

*Conference USA (C-USA) game

Teams	Score	Date	First Downs	- Rushing - Att.	Yards	Passing	-Passing- Yards	Plays	Total Offense	Fum.	Pen.	Time Poss.	Avg. Pos.	Third Downs
2010 (6-7, 3-5 C-USA/T4th West Division) – Mike Price, Head Coach														
@ UTEP	W 31-10	9/4/10	28	40	234	17-28-1-0	229	68	463	2-1	4-42	32:15	U35	8-13
Arkansas-Pine Bluff		30,029	14	26	76	20-33-2-1	202	59	278	1-0	6-50	27:45	A20	5-13
UTEP	L 24-54	9/10/10	24	21	100	30-55-0-3	340	76	440	2-1	11-93	32:11	U33	9-16
@ Houston*		32,119	32	42	308	24-34-1-1	348	76	656	1-1	6-54	27:49	H30	9-11
@ UTEP	W 42-10	9/18/10	25	35	249	19-32-0-5	246	67	495	2-0	4-35	33:19	U33	9-14
NMSU		39,214	16	24	96	21-40-1-0	200	64	296	3-0	6-55	26:41	N25	9-17
@ UTEP	W 16-13	9/25/10	16	30	117	16-33-1-0	171	63	288	0-0	4-42	25:25	U36	5-14
Memphis*		29,765	21	40	144	20-30-2-1	144	70	288	0-0	5-31	34:35	M27	8-16
UTEP	W 38-20	10/2/10	24	40	169	21-39-0-3	266	79	435	3-2	5-40	30:54	U36	8-16
@ New Mexico		22,511	15	31	98	18-32-2-0	139	63	237	2-1	6-32	29:06	N28	3-13
@ UTEP	W 44-24	10/9/10	23	35	136	19-33-0-3	327	68	463	1-0	6-50	30:30	U27	6-12
Rice*		28,955	20	38	141	23-38-0-3	201	76	342	4-0	9-94	29:30	R27	6-17
UTEP	L 6-21	10/16/10	15	23	60	15-33-3-0	169	56	229	1-0	8-50	27:36	U28	4-13
@ UAB*		11,756	25	42	228	20-28-0-3	272	70	500	4-2	7-63	32:24	UAB27	8-13
@ UTEP	L 24-34	10/23/10	18	31	184	10-24-2-1	102	55	286	3-1	4-38	24:35	U34	6-12
Tulane*		25,007	26	51	260	19-35-1-2	201	86	461	0-0	4-30	35:25	T31	10-19
UTEP	L 12-16	10/30/10	23	36	87	22-42-1-1	229	78	316	4-1	9-71	34:43	U37	10-18
@ Marshall*		24,740	17	34	175	13-26-0-1	138	60	313	0-0	8-67	25:17	M30	2-11
@ UTEP	W 28-14	11/6/10	22	34	118	18-29-0-3	201	63	319	0-0	5-52	29:29	U31	7-13
SMU*		23,127	21	24	104	28-45-0-1	255	69	359	0-0	10-118	30:31	S22	6-14
UTEP	L 21-58	11/13/10	16	25	117	18-28-2-1	238	53	355	1-1	7-73	23:56	U29	4-11
@ [14] Arkansas		67,330	31	41	326	23-31-0-5	251	72	577	0-0	5-34	36:04	A35	8-10
UTEP	L 28-31	11/20/10	18	40	223	9-23-1-0	140	63	363	0-0	3-30	28:29	U31	5-14
@ Tulsa*		16,547	28	50	218	19-34-0-2	325	84	543	1-1	4-45	31:31	T32	8-15
UTEP	L 24-52	12/18/10	13	22	(-12)	14-33-3-3	245	55	233	0-0	7-52	21:44	U37	3-12
BYU+		32,424	28	50	219	26-36-2-4	295	86	514	1-0	6-54	38:16	B36	9-16

+ 2010 New Mexico Bowl
*Conference USA (C-USA) game

Teams	Score	Date	First Downs	- Rushing - Att.	Yards	Passing	-Passing- Yards	Plays	Total Offense	Fum.	Pen.	Time Poss.	Avg. Pos.	Third Downs
2011 (5-7, 2-6 C-USA/5th West Division) – Mike Price, Head Coach														
@ UTEP	W 31-24 (OT)	9/3/11	19	23	36	24-38-3-2	365	61	401	2-2	5-29	26:42	U31	5-11
Stony Brook		28,752	24	43	231	16-29-0-1	179	72	410	0-0	3-22	33:18	S20	4-13
UTEP	L 17-28	9/10/11	20	26	30	24-47-0-1	276	73	306	3-1	3-29	31:47	U32	9-19
@ SMU*		26,691	16	27	146	18-31-0-1	244	58	390	2-2	9-79	28:13	S27	6-12
UTEP	W 16-10	9/17/11	18	42	185	9-28-0-1	124	70	309	2-1	10-97	31:43	U36	1-12
@ NMSU		19,751	21	29	16	20-37-1-0	242	66	258	4-2	7-50	28:17	N26	3-13
UTEP	L 24-52	9/24/11	19	32	95	27-42-2-3	244	74	339	0-0	6-51	35:58	U33	5-17
@ [18] USF		39,628	25	45	373	15-24-2-0	202	69	575	0-0	8-67	24:02	USF26	6-11
@ UTEP	L 42-49	9/29/11	30	41	321	19-29-3-1	267	70	538	3-1	2-15	31:55	U23	3-9
Houston*		24,111	27	31	251	30-46-2-0	471	77	710	0-0	8-85	28:05	H22	4-13
UTEP	W 44-7	10/15/11	16	43	266	7-17-1-2	124	60	390	1-1	1-10	29:29	U38	3-12
@ Tulane*		16,690	16	24	128	21-48-0-4	237	72	365	0-0	4-33	30:31	T24	6-17
@ UTEP	W 31-17	10/22/11	18	36	340	8-15-1-1	116	51	456	1-1	7-89	24:02	U26	3-9
Colorado State		31,797	18	43	93	19-33-0-1	162	76	255	1-1	5-40	35:58	C39	4-16
@ UTEP	L 13-31	10/29/11	14	27	68	21-35-0-1	194	62	262	1-1	5-37	32:25	U23	6-15
Southern Miss*		24,906	22	42	360	17-31-3-1	190	73	450	0-0	5-65	27:35	S29	9-17
UTEP	L 37-41	11/5/11	14	21	98	16-29-3-2	294	50	392	0-0	4-25	21:37	U36	4-10
@ Rice*		14,372	30	47	222	33-46-3-0	449	93	671	0-0	5-30	38:23	R25	13-20
@ UTEP	W 22-17	11/12/11	23	44	241	20-29-0-0	188	73	429	2-2	4-34	31:58	U37	6-13
East Carolina*		25,571	15	34	121	18-34-1-2	133	68	254	0-0	5-40	28:02	E27	7-16
@ UTEP	L 28-57	11/19/11	28	42	163	26-46-0-2	266	88	429	3-0	6-66	35:38	U30	8-15
Tulsa*		23,849	24	33	200	21-27-3-1	300	60	500	1-1	4-60	24:22	T28	6-7
UTEP	L 14-31	11/25/11	19	33	66	24-44-1-1	249	77	315	2-0	2-10	32:58	U24	10-20
@ UCF*		21,127	22	36	249	14-18-1-1	211	54	460	1-1	1-5	27:02	UCF34	4-7

*Conference USA (C-USA) game

Teams	Score	Date	First Downs	- Rushing - Att.	Yards	Passing	-Passing- Yards	Plays	Total Offense	Fum.	Pen.	Time Poss.	Avg. Pos.	Third Downs
2012 (3-9, 2-6 C-USA/T5th West Division) – Mike Price, Head Coach														
@ UTEP	L 7-24	9/1/12	12	36	207	7-26-0-0	48	62	255	2-0	6-28	28:23	U21	3-16
[4] Oklahoma		40,137	19	37	205	21-36-0-2	222	73	427	3-0	7-55	31:37	O34	5-16
UTEP	L 10-28	9/8/12	17	30	37	27-40-1-1	274	70	311	2-0	8-70	32:23	U38	5-15
@ Ole Miss		53,133	25	46	332	16-23-0-3	206	69	538	4-3	3-30	27:37	M17	7-12
@ UTEP	W 41-28	9/15/12	27	37	177	23-36-0-4	310	73	487	1-0	12-129	30:28	U33	5-12
NMSU		32,933	29	35	112	20-47-1-3	290	82	402	0-0	10-55	29:32	N23	5-16
UTEP	L 26-37	9/22/12	20	33	77	22-39-0-2	259	72	336	1-1	10-56	31:20	U26	5-18
@ Wisconsin		79,806	21	40	213	12-17-1-1	210	57	423	2-1	6-64	28:40	W34	2-8
UTEP	L 18-28	9/29/12	17	36	151	10-30-3-1	151	66	302	1-1	3-24	27:02	U28	2-13
@ East Carolina*		47,817	25	39	217	28-40-3-1	258	79	475	2-1	7-56	32:58	E36	7-14
@ UTEP	L 0-17	10/6/12	13	30	107	16-39-3-0	178	69	285	0-0	2-25	22:55	U22	5-15
SMU*		34,073	22	36	138	22-44-1-1	234	80	372	1-0	3-25	37:05	S33	8-19
UTEP	L 11-33	10/11/12	26	33	31	27-42-1-1	376	75	407	2-2	3-25	29:32	U22	3-14
@ Tulsa*		18,961	20	54	281	13-23-0-0	198	77	479	2-1	4-38	30:28	T25	8-17
@ UTEP	W 24-20	10/20/12	25	40	217	20-30-0-2	228	70	445	1-1	2-25	30:17	U30	8-13
Tulane*		23,234	24	24	77	28-44-0-2	363	68	440	4-1	4-25	29:43	T20	5-11
UTEP	L 35-45	10/27/12	26	53	193	21-38-4-3	301	91	494	5-2	6-59	39:27	U30	13-20
@ Houston*		27,433	19	36	165	16-30-0-2	174	66	339	2-2	3-40	20:33	H45	4-12
@ UTEP	L 24-31	11/10/12	17	53	267	5-11-1-0	79	64	346	4-3	2-20	30:12	U35	5-13
UCF*		25,483	20	41	188	16-28-0-1	214	69	402	1-1	2-22	27:52	UCF33	7-15
UTEP	W 34-33	11/17/12	16	42	170	10-18-0-0	189	60	359	1-0	2-20	30:13	U39	7-14
@ Southern Miss*		23,757	19	38	158	16-22-1-2	374	60	532	0-0	6-63	29:47	S21	4-10
@ UTEP	L 24-33	11/24/12	17	32	148	10-27-0-2	295	59	443	2-0	2-20	22:28	U27	1-11
Rice*		20,384	25	55	246	21-30-0-0	207	85	453	2-2	1-15	37:32	R31	11-19

*Conference USA (C-USA) game





MEDIA INFORMATION

- 151, media policy
- 152, media outlets
- 153, miner img
- 153, flagship radio

MEDIA POLICY

Please direct any UTEP Football interview, information or photo requests to Denise Mata (915-747-6653; mdmata@utep.edu). The UTEP Athletic Media Relations Office is located in Brumbelow Building Room 126 at 201 Glory Road, next to the Don Haskins Center.

CREDENTIALS

Requests for working press credentials at UTEP home football games should be made in writing on company letterhead to Jeff Darby. The mailing address is Brumbelow Building Room 126, 201 Glory Road, El Paso, Texas 79902. Requests may be sent by fax (915-747-5444) or e-mail (jdarby@utep.edu), but all requests should be received at least one week prior to the game.

Due to the demand for credentials, media agencies which cover UTEP and the visiting school on a regular basis will receive top priority. Other credentials will be issued according to availability of space. Credentials will be mailed if possible. Otherwise, they can be picked up in the UTEP athletic media relations office or, on gameday, will be available from the parking attendant at the press box lot of the Sun Bowl. Will call opens two hours prior to kickoff.

PRESS BOX SERVICES

Wireless internet access is available in the Sun Bowl press box. Programs, flip cards, statistics and notes for both teams will be provided prior to each game. Last-minute lineup changes, weather conditions and other information will be relayed through the internal public address system. Play-by-play and statistics are distributed at the conclusion of each quarter. Complete team and individual statistics, a scoring summary and post-game notes are available after each game. UTEP coach and player quotes are available on request. A meal is served in the press box one hour prior to kickoff. Soft drinks and coffee are served throughout the duration of the game.

SIDELINE POLICY

All photographers and cameramen are granted access to the sidelines with the appropriate credentials. Sideline access generally is limited to newspapers or publications staffing the two teams, national publications, wire services, and local and national television outlets.

Sideline photographers must follow NCAA guidelines, which prohibit access to the bench areas and the stands.

GAMEDAY PARKING

Press parking at the Sun Bowl is available on a limited basis. Requests for parking passes should be made at least a week in advance of the game to Jeff Darby.

POSTGAME INTERVIEWS

Following a brief cooling-off period, UTEP coach Sean Kugler and selected players will be available for interviews in the Miner locker room.

Jeff Darby will escort members of the media from the press box to the field with three minutes remaining in the fourth quarter.

For visiting team player and coaches' interviews, please consult the visiting team's sports information director.

PHONES

The press row phone number is (915) 747-5154. If a media member needs a personal phone in the press box, he or she should contact AT&T at (800) 499-7928 to make arrangements.

When ordering lines, please contact Jeff Darby at (915) 747-6652 to ensure proper placement along press row.

RADIO

One ISDN, one dial-up line, and two dry pair to the visiting locker room are provided for visiting radio. Broadcast coordinators should contact Jon Teicher at (915) 747-6869 to make arrangements to use these lines.

PRACTICE COVERAGE/INTERVIEWS

Members of the media are permitted to attend practices. Please contact Denise Mata in the UTEP athletic media relations office in advance for the status of practice and for clearance into practice. Media members (including photographers) are required to observe practice from the side of the field opposite to the team. Coach and player interviews are permitted before and after practice on Tuesday, Wednesday and Thursday of game week. Player interviews are not permitted on Friday of game week, although coach Kugler is available on that day.

The best time to reach coach Sean Kugler for phone interviews is Tuesday mornings.

All interviews with UTEP players and coaches should be arranged through the media relations office. Media members are asked not to call players at home, unless previously arranged by the media relations office.

MEDIA LUNCHEONS

UTEP head coach Sean Kugler will hold a weekly press luncheon every Monday during the season (starting Sept. 2) at 11:30 a.m. in the Hall of Champions, located on the second floor of the Larry K. Durham Sports Center (adjacent to the Sun Bowl). Lunch will be served at 11:30 a.m., and coach Kugler will address the media beginning at noon.

TV AND RADIO SHOWS

Coach Sean Kugler's radio show will air weekly, predominantly on Wednesdays on The Fox, KOFX 92.3 FM. Fans are invited to attend the shows which will be at Corner Tavern & Grill, 2700 North Mesa at Cincinnati on the west side and at Border City Ale House, 1506 Lee Trevino on the east side. All shows will begin at 7 p.m. Dates of the Corner Tavern & Grill shows are Aug. 28, Sept. 4, Sept. 11, Sept. 18, Oct. 2, Oct. 9, Oct. 30, Nov. 6, Nov. 13, Nov. 20 and Dec. 4. Dates of the Border City Ale House shows are Sept. 25, Oct. 23 and Nov. 26. Inside UTEP Football With Sean Kugler airs on Time Warner Sports Channel 24 and the El Paso/Las Cruces CW weekly during the season. The El Paso/Las Cruces CW will carry the show on Fridays at 9:30 p.m. beginning on Sept. 6. The CW is available on over-the-air Channel 7.2, DirecTV Channel 8, Dish Network Channel 17, Time Warner Cable Channel 13 & digital 876 and Comcast 14 in Las Cruces. The Time Warner Sports Channel 24 schedule is to be announced.

C-USA TELECONFERENCE

Conference USA coaches will be featured on a teleconference on select days during the 2013 C-USA Football season. The first call will be held on Monday, August 26 prior to the opening week of the season and a call featuring the coaches in the C-USA Championship game will be held on Tuesday, November 26. Media representatives wishing to participate on the teleconference should contact the conference office to obtain the access phone number and the schedule.

UTEP ON THE WEB

The official UTEP athletic department website is located at www.utepathletics.com and features up-to-date game notes and statistics as well as press releases, player and coach biographies and photos. The Conference USA website is located at www.conferenceusa.com.

collegepressbox.com
EVERYTHING BUT THE PRE-GAME MEAL

collegepressbox.com is the official media website for Conference USA football. Access and download weekly game notes, quotes, statistics, media guides and more for the conference and each of its 16 member schools throughout the season. Login information will be distributed to accredited media or you can apply for a password by sending an e-mail to password@collegepressbox.com.

UTEP FOOTBALL CONTACTS



DENISE MATA

•Football Primary Contact
Office (915) 747-6653
Cell (915) 820-2458
Email mdmata@utep.edu



JEFF DARBY

•Football Secondary Contact
Office (915) 747-6652
Cell (915) 204-0642
Email jdarby@utep.edu

MEDIA RELATIONS FAX
(915) 747-5444

DEPARTMENT WEBSITE
www.utepathletics.com
www.minerstrong.com

MEDIA RELATIONS MAILING ADDRESS
UTEP Athletics Media Relations
Brumbelow Bldg., Room 126
201 Glory Road
El Paso, Texas 79902

MEDIA OUTLETS

•NEWSPAPERS

EL PASO TIMES

(915) 546-6161
Fax (915) 546-6343
300 North Campbell
El Paso, TX 79901
Sports Editor: Margaret Gallardo
Football Beat Writer: Bret Bloomquist
(bbloomquist@elpasotimes.com)

THE PROSPECTOR

(915) 747-5161
Fax (915) 747-8031
105 Union East
University of Texas-El Paso
El Paso, TX 79968-0622
Sports Editor: Edwin Delgado
(edelgado13@miners.utep.edu)

ASSOCIATED PRESS

(915) 532-1939
Fax (915) 313-3958
300 North Campbell
El Paso, TX 79901
El Paso Correspondent: Juan Carlos Llorca
(JLlorca@ap.org)

•TELEVISION

KTSM (NBC)

(915) 532-5421 ext. 294
Fax (915) 544-0536
801 North Oregon
El Paso, TX 79902
Sports Director: Fred Albers
(falbers@ktsm.com)
Sports Anchors:
Beau Bagley (bbagley@ktsm.com)
Aaron Rich (arich@ktsm.com)

KDBC (CBS)

(915) 532-5421
Fax (915) 496-4590
801 North Oregon
El Paso, TX 79902

KVIA (ABC)

(915) 496-1761
Fax (915) 532-0505
4140 Rio Bravo
El Paso, TX 79902
Sports Director: Asher Wildman
(asher.wildman@kvia.com)

KFOX-TV (FOX)

(915) 834-2145
Fax (915) 833-8717
6004 North Mesa
El Paso, TX 79912

TIME WARNER CABLE

(915) 772-1123
7010 Airport Road
El Paso, TX 79906

•RADIO

KROD 600 AM

(915) 351-4592
Fax (915) 532-0123
4180 North Mesa
El Paso, TX 79902
Program Director: Steve Kaplowitz
(skaplowitz@krod.com)

KOFX 92.3 FM

(English Flagship)
(915) 581-1126
Fax (915) 585-4613
5426 North Mesa
El Paso, TX 79912
General Manager: David Candelaria
Operations Manager: JoJo Garcia

ESPN Deportes 1650 AM

(Spanish Flagship)
(915) 581-1126
Fax (915) 585-4613
5426 North Mesa
El Paso, TX 79912
Play-By-Play: Harry Ruiz
(hruiz@entravision.com)
Color: Eduardo Rubio
(erubio_35@hotmail.com)

•OTHERS

JON TEICHER

(football and men's basketball play-by-play)
(915) 747-6869
Brumbelow Building, Room 115
201 Glory Road
El Paso, TX 79968
(teicher@utep.edu)

BERNIE RICONO

(football color)
(915) 443-7703
604 Espolon
El Paso, TX 79912
(bricono@diablos.com)

JEFF LIMBERG

(football sideline)
(915) 581-1126
5426 North Mesa
El Paso, TX 79912
(jlimberg@entravision.com)

RAY SANCHEZ

(915) 584-0626
4501 Skylark
El Paso, TX 79922
(rayf358@yahoo.com)

•SPANISH NEWSPAPERS

EL NORTE

(915) 821-6524 or (915) 329-6857
Ave. Valle de Juarez #6689
Cd. Juarez, Chih. 6070
Sports Contact: Javier Sanchez
(javiers@epcc.edu)

EL DIARIO

(915) 838-1600 ext. 1077
Fax (915) 772-1299
425 North Kansas
El Paso, Texas 79901
Sports Contact: Ricard Cortez
(rcortez@redaccion.diario.com.mx)

EL MEXICANO

011-52-656-612-1023
Fax 011-52-656-615-0481
Ramon Corona Igaliana 301
Cd. Juarez, Chih. 32000
Sports Contact: Ismael Gonzalez
(igmdeportes@enlanoticia.com)

•SPANISH TELEVISION

KINT

(915) 581-1126
Fax (915) 585-4642
5426 North Mesa
El Paso, TX 79912
Sports Anchor: Harry Ruiz
(oropele@entravision.com)

XHJUB

(915) 204-4617
Fax 011-52-656-625-0248
Avenida de la Industria S-N
Parque Industrial-Canal 56
Cd. Juarez, Chih. 34720
Sports Contact: Raul Grajeda
(jtorresuv@televisa.com.mx)

XEJ

011-52-656-615-5555
Fax 011-52-656-615-3393
Vicente Guererro 732
Cd. Juarez, Chih. 32000
Sports Contact: Pedro Judino
(pedroguba@hotmail.com)



sports · entertainment · media

IMG College is the leading multimedia, marketing and licensing/brand management company in America representing more than 200 of the nation's top collegiate properties including the NCAA and its 89 championships, NCAA Football, leading conferences, and many of the most prestigious colleges and universities in the country.

Headquartered in Winston Salem, N.C., IMG College employs 700 people in nearly 100 offices throughout the United States and is the leader in connecting brands to 173 million college sports fans through partnership opportunities in multimedia rights, licensing, events and hospitality, marketing, stadium and arena development, stadium seating solutions, ticketing, sales, and consulting.

IMG College produces nearly 30,000 hours of radio programming on the largest sports network in the country, manages nearly 5,000 hours of local television programming, is the leading publisher of college sports publications and is the largest manager of university athletic websites.

IMG College is a division of IMG Worldwide, a global sports, fashion and media business. For more information, please visit www.imgcollege.com.



JON TEICHER
33rd Season




BERNIE RICONO
22nd Season



JEFF LIMBERG
Seventh Season



HARRY RUIZ
Second Season



EDUARDO RUBIO
Second Season

KOFX 92.3 FM (ENGLISH)

Once again in 2013, all UTEP football games -- home and away -- can be heard in El Paso and throughout the Southwest on The Fox, KOFX 92.3 FM.

Those outside of the El Paso area can enjoy an audio stream of all games, an accompanying video stream of all home games, plus a video stream of all Conference USA road games via subscription on the official UTEP Athletics website, www.utepathletics.com.

The veteran tandem of Jon Teicher and Bernie Ricono team for a 22nd season calling the action.

Teicher is in his 33rd season as the "Voice of the Miners." A native of Detroit, Mich. and a UCLA graduate, Teicher serves as UTEP's Assistant Athletics Director for Broadcasting. He first arrived in El Paso to call play-by-play for the Diablos minor league baseball team from 1980-84 and again from 1988-92. Teicher has also broadcast professional baseball in Portland, Ore. and in Wichita, Kan. Additionally he spent a season as the voice of New Mexico State, five years as the host of the popular local afternoon show "Sportstalk" and three years as a sports anchor for KDBC-4.

During the season, Teicher also hosts the Sean Kugler and Tim Floyd radio and television shows. In the spring and summer months, he is involved in sales and promotions with IMG College. Teicher was inducted into the El Paso Athletic Hall of Fame in the spring of 2001.

A former collegiate coach, Ricono spent four seasons as the Miners' defensive coordinator in the mid-to-late '70s. He also coached at Eastern Illinois (with Washington Redskins Head Coach Mike Shanahan) and at the University of Wisconsin-Whitewater.

Since leaving the coaching profession, Ricono spent time as the General Manager of the Southwestern International Livestock Show and Rodeo and currently is the Director of Sponsorships for the El Paso Diablos.

Talented long-time El Paso television and radio personality Jeff Limberg begins his seventh season reporting from the UTEP sideline on game day. A Wisconsin native, Limberg anchored sports for KTSM and KVIA TV, served as News Director at KTSM and

spent time as the host of "Sportstalk" prior to his induction into the El Paso Athletic Hall of Fame in 2004. He is currently an account executive for UTEP flagship The Fox, 92.3 FM.

UTEP Football coverage on The FOX starts one hour prior to kickoff with the Countdown to Kickoff Show. The postgame show features the Locker Room Report.

ESPN DEPORTES 1650 AM (SPANISH)

ESPN Deportes 1650 AM continues to serve as the Spanish Language home for all UTEP Football broadcasts in 2012. Harry Ruiz handles the play-by-play responsibilities and Eduardo Rubio provides the color commentary.

Ruiz is a rookie on the El Paso sports scene. The Los Angeles native recently joined KINT-TV 26 as a sports reporter and anchor. Among his credits is a time as the radio play-by-play voice of the Algodoneros de Torreon of the Mexican National Basketball Professional League.

Rubio was born in El Paso and raised in Juarez, Mexico before returning to the Sun City to attend Franklin High School and ultimately UTEP. He is completing his degree in Electronic Media with a minor in Spanish. He has been involved with the UTEP Spanish radio broadcasts for several years, beginning as a spotter and working his way up to field reporter and analyst. He has worked as a linguist for the last three years. His wife is Cristina Nicole Rubio.

