


What A Ride!



UTEP's Remarkable Two-Year Run

- >> 51 victories ... second-most in a two-year period in school history
- >> 27 wins during the 2004-05 season, second in UTEP history behind the 1965-66 national champions (28 victories)
- >> Back-to-back NCAA Tournament appearances
- >> 27-9 conference record, including 2004 WAC regular season title and 2005 WAC Tournament crown
- >> 32-3 home record, including 16-2 in conference play
- >> 19 victories away from home, including 11 during the 2004-05 campaign, the second-highest total in school annals
- >> Five All-WAC Tournament selections, including 2005 MVP Filiberto Rivera
- >> Two 2005 first team All-WAC picks (Filiberto Rivera, Omar Thomas)



2004-05 Final Notes

Miners Return to NCAA Tournament, Finish 27-8

UTEP concluded the 2004-05 season with a 27-8 record, including a 14-4 mark in Western Athletic Conference play (second place). The Miners, seeded 11th in the Tucson Regional, dropped a 60-54 decision to sixth-seeded Utah in the 2005 NCAA Tournament. UTEP fell behind 44-31 in the second half, but rallied to tie the score on three occasions -- the last at 54-all on a layup by Omar Thomas with 1:12 to play -- before the Utes pulled away by scoring the final six points.

UTEP has now posted a 14-15 record in 16 NCAA Tournament appearances. The Miners won the national title in 1966 when the school was known as Texas Western College. UTEP has made back-to-back NCAA Tournament appearances for the first time since earning seven consecutive bids from 1984-90.

National and WAC Statistics

The Miners led the country in free throw percentage (.792). UTEP was also 19th in assists per game (16.5) and turnovers per game (12.2), 23rd in win-loss percentage (.771), 29th in scoring margin (+9.6 ppg) and 48th in field goal percentage (.461) and scoring offense (74.7 ppg). Senior guard Filiberto Rivera was seventh in assists (7.2 avg.) and 37th in free throw percentage (.853), while senior forward Omar Thomas was 17th in scoring (20.5 ppg) and 43rd in free throw percentage (.845).

UTEP was first in the WAC in scoring offense (74.7 ppg), scoring margin (+9.6 ppg), free throw percentage (.792), three-point field goal percentage (.364), turnover margin (+2.94) and assist/turnover ratio (1.36). Individually, Rivera led the league in assists (7.2 avg.), free throw percentage (.853) and assist/turnover ratio (3.23). Thomas was second in the WAC in free throw percentage (.845), as well as third in both scoring (20.5 ppg) and steals (1.6 spg).

School Records

UTEP established school records for points (2,616), assists (579) and free throw percentage (.792). The 35 games played were also a single-season standard.

Miners Win First WAC Tournament Title Since 1990

UTEP captured its first WAC Tournament trophy in 15 years on March 12 with a 91-78 win over Boise State. The Miners took a 41-31 lead into the break, then shot 66.7 percent in the second half to end the eighth-seeded Broncos' Cinderella run through the tournament.

Earlier in the tournament, UTEP knocked off seventh seed Hawaii (80-62) and third seed Rice (85-77).

The Miners have now claimed five WAC Tournament titles (1984-86-89-90-05) and played in the championship game 10 times in 36 years as a league member.

Senior guard Filiberto Rivera and senior forward Omar Thomas were appointed to the All-WAC Tournament team. Rivera was named MVP after scoring a career-high 32 points and dishing out eight assists in the title game. He averaged 20 points and eight assists in the tourney, shooting 54 percent from the field and 94 percent from the charity stripe. Thomas, who poured in 29 second half points against Rice, averaged 22.3 points and 7.7 boards in the tournament with a .476 field goal percentage and .923 free throw percentage.

Rivera was UTEP's first WAC Tournament MVP since Eddie Rivera (no relation) in 1992. Rivera and Thomas were also All-WAC Tournament selections in 2004. Previous multiple All-WAC Tournament selections in school history include Juden Smith (1984, 1986), Tim Hardaway (1988, 1989), Prince Stewart (1989, 1990, 1992) and Eddie Rivera (1992, 1993).

Rivera, Thomas Named First Team All-WAC

UTEP seniors Filiberto Rivera and Omar Thomas were named first team All-Western Athletic Conference on March 6, based on a vote by league head coaches.

It marked the first time since the 1984-85 season that UTEP had two first team All-WAC selections. Luster Goodwin and Juden Smith were honored that year.

In addition, junior Miguel Ayala was chosen to the WAC All-Newcomer Team, and junior Jason Williams to the WAC All-Defensive Team.

Rivera was a first team selection in 2004, and Thomas was a second team pick.

Victory Total Ranks Second

With 27 victories, UTEP finished one win shy of tying the school record established by the 1965-66 national champions, who fashioned a 28-1 mark.


The 27 wins were the most for the Miners since finishing 27-7 in 1991-92. UTEP also won 27 games during the 1983-84 and 1985-86 campaigns.

UTEP's 14 WAC wins this year were a new school record (previous record was 13 victories on four occasions, most recently 2003-04).

Fast Finish

UTEP won seven of its last eight games and 10 of its last 13. The only losses over the final month came at the hands of Pacific (73-66), Nevada (62-60) and Utah (60-54) -- schools rated in the nation's top-25 polls at one point of the season.

The Miners reeled off 10 straight victories from Dec. 12 to Jan. 12, and started 4-0 in WAC play for the first time since the 1994-95 season. UTEP finished 10-1 in its last 11 games against Western Athletic Conference opponents.



Omar Thomas ended his Miner career ranked 12th in school history in scoring with 1,211 points.

Sadler Has Winningest UTEP Debut

Doc Sadler won 27 games during the 2004-05 season, more than any other first-year UTEP coach. Don Haskins formerly held the record with 18 victories during his initial season (1961-62). The legendary Haskins, of course, went on to log 719 wins in 38 years as the Miners' head coach. Haskins and Sadler are the only coaches in school history to fashion a winning record in their first season at the helm of the storied program.

Sadler's 27 victories tied him for second among new head coaches behind Utah's Ray Giacoletti, who finished 29-6.

Quite a Run

Over the last two seasons, UTEP was 51-16 (.761). In terms of victories, it is the second most-successful two-year period in school history. The 1985-86 and 1986-87 Miners combined for a 52-13 record, an .800 winning percentage.

UTEP went 27-9 in WAC play over the last two years, winning a regular season title in 2004 and tournament championship in 2005. The Miners were 32-3 at home over the last two seasons, their best two-year stretch since 1987-88 and 1988-89 (33-2).

Road Warriors

The Miners won 11 games away from El Paso during the 2004-05 season. UTEP was 7-4 on the road and 4-2 on neutral floors for a composite mark of 11-6. The 11 non-homecourt victories marked the Miners' best total since the 1965-66 national championship season (14).

2004-05 Final Notes

UTEP won six of its last eight contests outside of the Sun City. The only setbacks during this span were a 73-66 decision at then-19th ranked Pacific on Feb. 19, and a 60-54 loss to then-18th rated Utah on March 17 in the NCAA Tournament in Tucson.

The seven road wins were the most for the Miners since 1991-92, when they were also 7-4 away from home. UTEP's 6-3 road mark in WAC regular season games was tops since 1986-87 (6-2).

Close and Several Cigars

UTEP was 8-2 in 2004-05 in games determined by five points or less. The Miners beat Arizona State (66-65), Nevada (83-80 in overtime), Hawaii (71-70), San Jose State (69-65), SMU (60-55), Rice (73-71), Hawaii (71-67) and SMU (79-74), and lost to Fresno State (66-63 on a 30-foot buzzer beater) and Nevada (62-60).

70 is the Magic Number

Scoring 70 points has translated to winning games over the last three seasons. Since the start of the 2002-03 campaign, UTEP is 47-4 when scoring 70 points (21-0 in 2004-05), and 10-35 when totaling less than 70 points (6-8 in 2004-05).

Earlier in the 2004-05 campaign, the Miners scored 90+ points in three straight WAC games for the first time in school history. It marked the first time that UTEP registered three consecutive 90-point games since 1968-69.

Miners Love Charity

UTEP led the nation in free throw percentage with a school-record mark of .791 (previous record was .766, established during the 1968-69 season). Five of UTEP's eight regulars shot better than 75 percent from the charity stripe led by senior guard **Filiberto Rivera** (.853) and senior forward **Omar Thomas** (.845).

Thomas set a school game record for free throw attempts without a miss (14) twice in 2004-05 -- at Rice on Feb. 5, and again versus the Owls in the WAC Tournament on March 11. He made 12 or more foul shots in six games on the season.

The Miners shot 75 percent or better from the charity stripe in 25 of 35 games, and 80 percent or better on 17 occasions.

The Miners had a stellar .818 free throw percentage in WAC contests -- a new league record. The previous mark was .805 by BYU in 1988-89.

For the second straight season, UTEP *made* more free throws (606) than its opponents *attempted* (589). UTEP shot more free throws than foes in 26 of 35 games (23-3 record).

Tracking "O.T."

Senior forward **Omar Thomas** became just the third player in school history to score 1,000 points in two seasons, joining **Jim Barnes** (1962-64), who collected 1,308 points in two years, and **Antoine Gillespie** (1992-95), who racked up 1,099 points in his first two seasons. Thomas closed out his career ranked 12th in career scoring with 1,211 points, and third in single-season scoring with 716 points.

Additionally, Thomas is the career-record holder in free throw percentage (.817), while rating seventh in free throws made (361) and eighth in field goal percentage (.519). He had twenty-six 20-point games at UTEP, including three 30-point affairs (two in 2004-05). He attempted a free throw in each of his last 45 appearances for the Miners.

Fili Puts on a Show

Senior guard **Filiberto Rivera**'s 18 assists against Louisiana Tech on Feb. 25 tied the most by any player in the country in 2004-05. Alabama freshman guard **Ronald Steele** also had 18 assists on Dec. 1 versus East Tennessee State. Rivera had 18 assists and no turnovers in 31 minutes versus the Bulldogs.

The 18 assists were three shy of the WAC record for a conference game, held by New Mexico's **Kelvin Scarborough** who dished out 21 versus Hawaii on Feb. 13, 1987.

Rivera had a school-record 229 assists in 2004-05, putting him third on the WAC's single season list. Rivera is third on the UTEP career charts with 381 assists.

Nation's Winningest Programs The Last Two Seasons

School	Wins
Illinois	63
Duke	58
Oklahoma State	57
Connecticut	56
Kentucky	55
Gonzaga	54
St. Joseph's	54
Louisville	53
Utah	53
North Carolina	52
Pacific	52
Southern Illinois	52
UTEP	51
Pittsburgh	51
Arizona	50
Cincinnati	50
Nevada	50
Syracuse	50
Wisconsin	50
Boston College	49
Central Florida	49
Mississippi State	49
Utah State	49
Georgia Tech	48
Stanford	48
Wake Forest	48
Washington	48
Kansas	47
Vermont	47
Western Michigan	46
Wisconsin-Milwaukee	46
Murray State	45
Oklahoma	45
Old Dominion	45
Texas	45
Texas Tech	45

Rivera led the WAC in assists for all games (7.2 apg) and conference games only (7.8 apg). He became only the second Miner to lead the league in assists. Future NBA All-Star **Tim Hardaway** first achieved this feat during the 1987-88 campaign, averaging 5.7 dimes.

Rivera had more turnovers than assists just five times in 64 career games. He had no turnovers in 11 career contests.

17-0 was Longest Run

UTEP had a 17-0 scoring run in the first half versus Delaware State, turning a 15-14 deficit into a 31-15 advantage. UTEP had 16-0 runs against Tulsa, Nevada and San Jose State, and a 14-0 spurt versus Oklahoma Panhandle State.

The longest opponent run in 2004-05 was 17-0 by Hawaii on Jan. 20.

Miner Nuggets

UTEP set a WAC Tournament record for most points scored in a championship game versus Boise State (91). **Omar Thomas** set a tournament mark for free throws made (24 in three games)...UTEP had one WAC Player of the Week in 2004-05. Thomas was honored on Jan. 17 after averaging 27.5 points, eight rebounds and going 22-25 from the foul line in games at Nevada and Fresno State...UTEP finished the season with an average home attendance of 10,405 (11,644 in WAC games) and seven sellouts. Five of the last six WAC home games were played before capacity crowds of 12,000. UTEP ranked second in the league in average home attendance behind Fresno State (11,836 avg.). Over the last two seasons, 15 Miner games have been sold out...UTEP opponents have shot 50 percent or better just five times in the last 41 games...Thomas and Rivera were both named to the National Association of Basketball Coaches (NABC) All-District teams. Thomas was a first team selection and Rivera a second team honoree...UTEP has made a three-pointer in 140 straight games...Rivera's seven steals at San Jose State on Feb. 16 tied the school record and were the most by a Miner since **Sharif Fajardo** also had seven thefts on Feb. 4, 1999 at Hawaii.



Filiberto Rivera established school records for assists in a game (18) and a season (229) his senior year.

2004-05 Results (27-8)

Date	Opponent	Result	Attendance	High Points	High Rebounds	High Assists	High Steals	High Blocks
November (4-1)								
Nov. 21	Delaware State _j	W, 83-50	8,117	Thomas (15)	Williams (5)	Rivera (4) Williams (4)	Thomas (5)	-
Nov. 23	Jackson State _j	W, 83-57	8,528	Thomas (25)	Thomas (15)	Rivera (5)	Thomas (3)	Kimble (3)
Nov. 26	vs. Arizona State _j	W, 66-65	1,000	Thomas (26)	Thomas (11)	Rivera (4)	Williams (3)	-
Nov. 27	vs. Southern Illinois _j	L, 62-68	1,000	Thomas (18)	Kimble (7)	Tofi (4)	Williams (2)	Thomas (1)
Nov. 30	IPFW	W, 67-58	7,794	Williams (19)	Williams (11)	Ayala (5)	five players (1)	Kimble (1)
December (6-1)								
Dec. 4	Texas Tech	L, 57-72	12,000	Thomas (18)	Williams (9)	Williams (4)	Williams (3) Ayala (3)	Branch (4)
Dec. 12	Okla. Panhandle State	W, 69-44	7,877	Williams (18)	Thomas (10)	St. Amant (5)	Davis (2)	four players (1)
Dec. 15	at New Mexico State	W, 75-64	7,162	Thomas (20)	Kimble (7)	Rivera (10)	Thomas (3)	four players (1)
Dec. 18	New Mexico State	W, 79-61	12,000	Williams (21)	Tofi (9)	Rivera (6)	Williams (2)	six players (1)
Dec. 21	Occidental College	W, 72-46	7,860	St. Amant (17) Thomas (17)	Kimble (9)	Rivera (8)	Rivera (3)	Tofi (3)
Dec. 27	Alabama State _v	W, 89-57	8,211	Thomas (33)	Kimble (7)	Rivera (12)	Williams (4)	-
Dec. 28	Princeton _v	W, 69-42	10,111	Williams (19)	Williams (9)	Rivera (5)	Thomas (2) Rivera (2)	-
January (7-2)								
Jan. 1	at Boise State [*]	W, 91-77	2,527	Williams (19) Thomas (19)	Tofi (11)	Rivera (8)	Ayala (2)	Tofi (2)
Jan. 6	Rice [*]	W, 96-67	10,587	Thomas (26)	Williams (10)	Rivera (8)	Thomas (2) Rivera (2)	three players (1)
Jan. 8	Tulsa [*]	W, 105-70	11,356	Williams (15) Thomas (15)	Tofi (12)	Thomas (7) Rivera (7)	Rivera (2) Ayala (2)	Williams (2)
Jan. 13	at Nevada [*]	W, 83-80 ot	8,839	Thomas (28)	Thomas (10)	Rivera (6)	Williams (3)	Tofi (2)
Jan. 15	at Fresno State [*]	L, 63-66	12,367	Thomas (27)	Tofi (10)	Rivera (5)	Thomas (3)	Tofi (1) Davis (1)
Jan. 20	Hawaii [*]	W, 71-70	11,144	Thomas (18) Rivera (18)	Thomas (15)	Rivera (8)	Williams (3)	Tofi (2)
Jan. 22	San Jose State [*]	W, 69-65	12,000	Williams (25)	Williams (8)	Rivera (6)	four players (1)	Kimble (2)
Jan. 27	at SMU [*]	W, 60-55	3,736	Thomas (22)	Thomas (9)	Rivera (9)	Williams (3)	Tofi (2)
Jan. 29	at Louisiana Tech [*]	L, 65-80	3,057	Thomas (23)	Tofi (7)	Rivera (7)	Williams (2) Rivera (2)	Thomas (1) Ayala (1)
February (6-3)								
Feb. 3	at Tulsa [*]	L, 54-65	5,878	Rivera (17)	Tofi (9)	Rivera (7)	Rivera (3) Thomas (3)	Thomas (1) Kimble (1)
Feb. 5	at Rice [*]	W, 73-71	3,643	Thomas (28)	Tofi (8)	Rivera (6) Williams (6)	Williams (2)	Tofi (1)
Feb. 10	Fresno State [*]	W, 93-80	12,000	Rivera (19)	Williams (5)	Rivera (12)	Thomas (3)	Tofi (3)
Feb. 12	Nevada [*]	L, 60-62	12,000	Rivera (18)	Williams (10)	Rivera (6)	Williams (3)	four players (1)
Feb. 16	at San Jose State [*]	W, 70-62	1,366	Rivera (21)	Tofi (11)	Williams (4)	Rivera (7)	three players (1)
Feb. 19	at Pacific _a	L, 66-73	6,150	Thomas (21)	Thomas (12) Tofi (12)	Rivera (5)	Williams (2)	Tofi (2)
Feb. 21	at Hawaii [*]	W, 71-67	6,808	Thomas (27)	Tofi (9)	Rivera (6)	Thomas (1)	Thomas (1), Ayala (1)
Feb. 25	Louisiana Tech [*]	W, 89-69	12,000	Thomas (23)	Thomas (12)	Rivera (18)	Thomas (4)	three players (1)
Feb. 27	SMU [*]	W, 79-74	11,713	Thomas (26)	Thomas (8)	Rivera (9)	Rivera (4)	Tofi (1) Kimble (1)
March (4-1)								
March 5	Boise State [*]	W, 78-64	12,000	Thomas (22)	Thomas (12)	Rivera (9)	Thomas (6)	Tofi (1)
March 10	vs. Hawaii [%]	W, 80-62	1,909	Thomas (21)	Thomas (8)	Rivera (5)	Williams (2)	Tofi (2), Gehrke (2)
March 11	vs. Rice [%]	W, 85-77	3,547	Thomas (31)	Thomas (8)	Rivera (11)	Williams (2), Thomas (2)	-
March 12	vs. Boise State [%]	W, 91-78	4,179	Rivera (32)	Williams (7) Thomas (7)	Rivera (8)	Thomas (3)	-
March 17	vs. Utah [#]	L, 54-60	13,751	Thomas (24)	Tofi (8)	Ayala (4)	Thomas (3)	Ayala (1)

^{*} WAC game

_j Las Vegas Holiday Invitational

_v State Farm Sun Bowl Basketball Tournament (El Paso, Texas)

_a Bracket Buster game

[%] WAC Tournament (Reno, Nev.)

[#] NCAA Tournament (Tucson, Ariz.)

2004-05 Statistics

All Games (27-8)

Home 16-2, Away 7-4, Neutral 4-2

#	Player	GP	GS	Min	Avg	--- TOTAL ---			--- 3-PTS ---			FT	FTA	Pct	--- REBOUNDS ---				PF	FO	A	TO	Blk	Stl	Pts	Avg	
						FG	FGA	Pct	3FG	FGA	Pct				Off	Def	Tot	Avg									
33	Thomas, Omar	35	34	1124	32.1	248	484	.512	13	32	.406	207	245	.845	82	151	233	6.7	78	1	51	57	12	57	716	20.5	
21	Rivera, Filiberto	32	32	1090	34.1	133	289	.460	50	134	.373	116	136	.853	11	75	86	2.7	55	1	229	71	4	42	432	13.5	
01	Williams, Jason	35	35	1170	33.4	150	334	.449	25	72	.347	77	108	.713	66	133	199	5.7	60	2	101	85	7	54	402	11.5	
10	Ayala, Miguel	35	8	822	23.5	82	203	.404	63	165	.382	36	40	.900	6	68	74	2.1	75	1	47	31	8	27	263	7.5	
04	St. Amant, Giovanni	35	27	822	23.5	82	190	.432	44	109	.404	45	55	.818	12	51	63	1.8	53	0	59	49	4	17	253	7.2	
40	Tofi, John	35	25	787	22.5	95	194	.490	0	1	.000	44	57	.772	77	143	220	6.3	91	2	36	38	31	18	234	6.7	
52	Kimble, Will	33	10	511	15.5	55	101	.545	0	0	.000	39	58	.672	39	64	103	3.1	82	1	5	35	17	13	149	4.5	
11	Gehrke, Thomas	26	2	246	9.5	18	41	.439	2	10	.200	21	29	.724	18	42	60	2.3	34	1	16	14	8	7	59	2.3	
03	Davis, Kelvin	24	1	149	6.2	15	42	.357	7	22	.318	6	10	.600	3	15	18	0.8	20	1	16	10	3	12	43	1.8	
32	Branch, Stanley	19	0	98	5.2	12	38	.316	0	8	.000	6	8	.750	10	10	20	1.1	14	0	3	10	9	2	30	1.6	
20	Youmans, Ervin	5	0	19	3.8	1	2	.500	0	1	.000	4	7	.571	0	0	0	0.0	0	0	3	3	0	0	6	1.2	
23	Carr, Vernon	12	1	86	7.2	3	14	.214	2	9	.222	5	9	.556	1	5	6	0.5	5	0	4	9	0	2	13	1.1	
25	Gutierrez, Josh	6	0	11	1.8	2	7	.286	0	1	.000	0	1	.000	1	0	1	0.2	2	0	0	2	0	2	4	0.7	
02	Murphy, Brent	18	0	84	4.7	4	15	.267	2	7	.286	0	2	.000	5	7	12	0.7	11	0	9	4	1	1	10	0.6	
12	Tharpe, Colt	4	0	6	1.5	1	1	1.000	0	0	.000	0	0	.000	0	0	0	0.0	0	0	0	2	0	1	2	0.5	
TM	TEAM																										
	Total	35				901	1955	.461	208	571	.364	606	765	.792	386	811	1197	34.2	581	10	579	426	104	255	2616	74.7	
	Opponents	35				834	1923	.434	215	651	.330	395	589	.671	385	761	1146	32.7	665	15	488	529	144	183	2278	65.1	

SCORE BY PERIODS:	1st	2nd	OT	Total
UTEP	1267	1336	13	2616
Opponents	1063	1205	10	2278

WAC Games (14-4)

Home 8-1, Away 6-3

#	Player	GP	GS	Min	Avg	--- TOTAL ---			--- 3-PTS ---			FT	FTA	Pct	--- REBOUNDS ---				PF	FO	A	TO	Blk	Stl	Pts	Avg	
						FG	FGA	Pct	3FG	FGA	Pct				Off	Def	Tot	Avg									
33	Thomas, Omar	18	17	592	32.9	126	244	.516	9	23	.391	105	121	.868	35	87	122	6.8	40	0	29	33	5	30	366	20.3	
21	Rivera, Filiberto	18	18	614	34.1	77	166	.464	34	83	.410	65	80	.813	5	41	46	2.6	35	1	140	42	2	28	253	14.1	
01	Williams, Jason	18	18	609	33.8	75	166	.452	14	38	.368	32	42	.762	34	64	98	5.4	37	2	57	40	3	28	196	10.9	
10	Ayala, Miguel	18	4	472	26.2	56	127	.441	42	103	.408	23	25	.920	5	40	45	2.5	37	1	17	16	5	12	177	9.8	
40	Tofi, John	18	18	446	24.8	56	109	.514	0	0	.000	25	31	.806	43	83	126	7.0	48	1	20	22	20	10	137	7.6	
04	St. Amant, Giovanni	18	14	408	22.7	38	91	.418	21	53	.396	16	23	.696	8	18	26	1.4	25	0	27	19	1	8	113	6.3	
52	Kimble, Will	17	0	215	12.6	23	48	.479	0	0	.000	19	26	.731	13	20	33	1.9	39	1	2	11	8	4	65	3.8	
11	Gehrke, Thomas	13	1	136	10.5	9	20	.450	1	3	.333	9	11	.818	11	25	36	2.8	17	0	11	9	4	2	28	2.2	
23	Carr, Vernon	4	0	15	3.8	1	5	.200	1	3	.333	5	6	.833	0	0	0	0.0	0	0	0	2	0	0	8	2.0	
25	Gutierrez, Josh	1	0	4	4.0	1	2	.500	0	0	.000	0	0	.000	0	0	0	0.0	1	0	0	1	0	0	2	2.0	
32	Branch, Stanley	9	0	41	4.6	4	16	.250	0	3	.000	4	6	.667	2	4	6	0.7	5	0	1	4	2	1	12	1.3	
03	Davis, Kelvin	11	0	45	4.1	4	13	.308	3	8	.375	2	2	1.000	2	8	10	0.9	9	1	4	2	2	3	13	1.2	
02	Murphy, Brent	8	0	28	3.5	0	4	.000	0	3	.000	0	0	.000	1	2	3	0.4	4	0	3	2	1	1	0	0.0	
TM	TEAM																										
	Total	18				470	1011	.465	125	320	.391	305	373	.818	180	418	598	33.2	298	7	311	206	53	127	1370	76.1	
	Opponents	18				465	1024	.454	115	319	.361	199	301	.661	197	403	600	33.3	332	4	289	243	73	79	1244	69.1	

SCORE BY PERIODS:	1st	2nd	OT	Total
UTEP	685	672	13	1370
Opponents	579	655	10	1244



2004-05 Game-By-Game Statistics

Opponent	W/L	Pts	1st/2nd	Bench		FG-FGA	FG%	3FG	3FG%	FT-FTA	FT%	Rebounds			PF	A	TO	BLK	S
				Points								OF	DE	TOT					
UTEP Delaware St.	W	83 50	41/42 21/29	35 13		30-48 17-50	62.5 34.0	5-8 5-16	62.5 31.3	18-22 11-17	81.8 64.7	7 17	21 12	28 29	17 19	20 12	14 23	0 3	13 9
UTEP Jackson St.	W	83 57	36/47 24/33	17 20		25-57 20-60	43.9 33.3	4-16 6-18	25.0 33.3	29-38 11-22	76.3 50.0	19 13	32 17	51 30	18 28	16 7	20 19	9 5	9 10
UTEP vs. Arizona St.	W	66 65	36/30 41/24	3 16		22-59 22-52	37.3 42.3	4-16 8-21	25.0 38.1	18-25 13-19	72.0 68.4	17 7	25 24	42 31	16 21	12 14	12 12	0 6	6 4
UTEP vs. Southern Illinois	L	62 68	29/33 33/35	11 22		24-51 24-55	47.1 43.6	1-9 5-13	11.1 38.5	13-20 15-17	65.0 88.2	11 10	21 21	32 31	17 19	11 8	16 13	1 3	5 4
UTEP IPFW	W	67 58	32/35 31/27	17 24		23-50 21-44	46.0 47.7	5-10 8-19	50.0 42.1	16-23 8-11	69.9 72.7	9 7	17 23	26 30	15 21	14 11	13 22	1 1	5 3
UTEP Texas Tech	L	57 72	23/34 35/37	2 17		22-59 27-66	37.3 40.9	7-21 3-9	33.3 33.3	6-8 15-20	75.0 75.0	13 16	25 25	38 41	17 12	14 12	27 16	9 7	9 15
UTEP OPSU	W	69 44	37/32 21/23	18 19		22-48 17-61	45.8 27.9	7-19 9-32	36.8 28.1	18-24 1-5	75.0 20.0	14 17	29 17	43 34	11 21	18 10	17 17	4 3	6 9
UTEP @NMSU	W	75 64	27/48 28/36	17 22		30-62 25-54	48.4 46.3	6-20 5-19	30.0 26.3	9-13 9-18	69.2 50.0	10 12	22 24	32 36	18 16	14 9	9 15	4 4	3 3
UTEP NMSU	W	79 61	33/46 17/44	18 17		18-49 22-61	36.7 36.1	6-16 5-20	37.5 25.0	37-42 12-18	88.1 66.7	15 18	26 18	41 36	19 27	13 11	13 14	6 4	3 5
UTEP Occidental	W	72 46	38/34 22/24	26 18		27-64 18-46	42.2 39.1	6-22 4-15	27.3 26.7	12-15 6-14	80.0 42.9	12 6	27 26	39 32	11 11	20 15	3 15	9 4	7 1
UTEP Alabama St.	W	89 57	46/43 24/33	27 39		34-57 20-51	59.6 39.2	3-9 7-29	33.3 24.1	18-28 10-15	64.3 66.7	16 10	25 12	41 22	16 23	25 13	24 28	0 5	17 13
UTEP Princeton	W	68 42	33/35 25/17	13 5		19-39 12-36	48.7 33.3	1-7 8-30	14.3 26.7	29-36 10-12	80.6 83.3	7 4	22 16	29 20	16 23	12 10	6 16	0 4	8 4
UTEP @Boise St.	W	91 77	53/38 38/39	18 27		34-64 27-57	53.1 47.4	13-22 12-21	59.1 57.1	10-10 11-17	100.0 64.7	12 13	22 18	34 31	18 12	8 15	8 11	3 1	4 1
UTEP Rice	W	96 67	48/48 38/29	39 23		35-69 28-64	50.7 43.8	8-18 1-12	44.4 8.3	18-25 10-19	72.0 52.6	12 13	27 27	39 40	16 21	26 13	7 17	3 3	8 1
UTEP Tulsa	W	105 70	48/57 29/41	45 20		35-63 22-62	55.6 35.5	10-16 7-23	62.5 30.4	25-30 19-21	83.3 90.5	13 8	33 18	46 26	19 23	26 13	15 14	6 7	6 4
UTEP @Nevada	W	83 80	39/31/13 30/40/10	9 6		27-55 29-68	49.1 42.6	8-16 5-20	50.0 25.0	21-23 17-27	91.3 63.0	7 19	28 22	35 41	25 20	16 21	16 13	4 7	7 5
UTEP @Fresno St.	L	63 66	34/29 30/36	8 14		21-48 26-56	43.8 46.4	6-14 7-24	42.9 29.2	15-18 7-13	83.3 53.8	8 10	22 23	30 33	18 16	15 18	14 14	2 3	7 4
UTEP Hawaii	W	71 70	45/26 37/33	20 43		18-46 27-58	39.1 46.6	5-15 8-15	33.3 53.3	30-38 8-13	78.9 61.5	10 10	23 22	33 32	12 26	16 20	13 14	2 5	6 8
UTEP San Jose St.	W	69 65	32/37 29/36	24 2		25-55 26-58	45.5 44.8	7-21 9-24	33.3 37.5	12-15 4-4	80.0 100.0	5 6	26 27	31 33	8 14	15 14	8 11	6 0	4 2
UTEP @SMU	W	60 55	30/30 29/26	12 12		21-49 26-51	42.9 51.0	8-19 0-7	42.1 00.0	10-15 3-10	66.7 30.0	11 13	15 20	26 33	14 16	17 15	11 12	3 4	8 3
UTEP @Louisiana Tech	L	65 80	31/34 29/51	12 0		25-65 23-54	38.5 42.6	4-24 7-16	16.7 43.8	11-15 27-37	73.3 73.0	14 11	23 28	37 39	25 16	16 11	12 11	2 6	5 6
UTEP @Tulsa	L	54 65	18/36 31/34	10 12		18-55 28-58	32.7 48.3	5-22 4-15	22.7 26.7	13-21 5-14	61.9 35.7	11 9	26 31	37 40	18 18	11 14	17 14	2 10	8 5
UTEP @Rice	W	73 71	40/33 32/39	8 17		23-54 21-53	42.6 39.6	4-13 6-20	30.8 30.0	23-26 23-30	88.5 76.7	8 13	25 24	33 37	23 20	16 11	11 13	1 5	7 3
UTEP Fresno St.	W	93 80	47/46 38/42	21 20		30-53 28-54	56.6 51.9	7-14 9-19	50.0 47.4	26-27 15-23	96.3 65.2	6 11	19 17	25 28	19 23	22 17	11 18	4 3	10 4
UTEP Nevada	L	60 62	34/26 33/29	8 24		20-54 21-44	37.0 47.7	4-13 7-11	30.8 63.6	16-18 13-19	88.9 68.4	11 6	19 24	30 30	16 21	11 12	13 16	4 6	8 8
UTEP @San Jose St.	W	70 62	30/40 36/26	21 15		26-60 24-49	43.3 49.0	6-19 9-18	31.6 50.0	12-15 5-5	80.0 100.0	11 6	19 24	30 30	11 16	13 19	5 14	3 2	11 2
UTEP @Pacific	L	66 73	24/42 33/40	9 18		27-65 27-56	41.5 48.2	3-13 5-15	23.1 33.3	9-12 14-16	75.0 87.5	14 10	20 26	34 36	17 17	11 7	9 12	2 7	5 4
UTEP @Hawaii	W	71 67	33/38 32/35	5 19		28-55 28-60	50.9 46.7	5-14 3-15	35.7 20.0	10-11 8-10	90.9 80.0	11 10	21 16	32 26	13 13	15 21	10 4	2 3	1 4
UTEP Louisiana Tech	W	89 69	43/46 32/37	29 11		29-60 27-58	48.3 46.6	13-24 5-18	54.2 27.8	18-21 10-18	85.7 55.6	10 12	26 23	36 35	14 17	23 20	8 14	3 3	9 4
UTEP SMU	W	79 74	37/42 37/37	10 10		28-49 29-58	57.1 50.0	6-17 7-15	35.3 46.7	17-22 9-16	77.3 56.3	10 14	20 15	30 29	18 19	18 19	13 14	2 1	6 6
UTEP Boise St.	W	78 64	43/35 19/45	14 9		27-57 25-62	47.4 40.3	6-19 9-26	31.6 34.6	18-23 5-5	78.3 100.0	10 13	24 24	34 37	11 21	17 16	14 19	1 4	12 9
UTEP vs. Hawaii	W	80 62	45/35 33/29	16 23		27-58 23-52	46.6 44.2	6-19 5-17	42.9 29.4	20-22 11-19	90.9 57.9	14 7	26 19	40 26	18 19	13 17	14 14	5 1	9 5
UTEP vs. Rice	W	85 77	36/49 35/42	13 24		28-60 29-53	46.7 54.7	10-22 5-14	45.5 35.7	19-28 14-18	70.4 77.8	10 8	18 27	28 35	15 21	22 16	6 17	0 4	8 4
UTEP vs. Boise State	W	91 78	41/50 31/47	4 6		31-65 24-53	47.7 45.3	7-20 6-21	35.0 28.6	22-28 24-27	78.6 88.9	13 11	20 26	33 37	22 22	20 12	7 15	0 6	9 4
UTEP vs. Utah	L	54 60	25/29 30-30	4 7		22-53 21-49	41.5 42.9	2-9 6-24	22.2 25.0	8-9 12-20	88.9 60.0	5 15	17 25	22 40	20 13	13 15	10 18	1 4	6 7

2004-05 Individual Game-By-Game

Points-Rebounds-Assists

Opponent	Ayala	Branch	Carr	Davis	Gehrke	Gutierrez	Kimble
Delaware State	11-1-3	4-4-0	0-2-1	2-0-1	0-1-1*	0-0-0	13-2-1*
Jackson State	4-2-4	4-4-1	3-2-0	3-2-2	DNP	0-0-0	8-7-1*
vs. Arizona State	0-3-1	0-1-0	0-0-0	DNP	DNP	DNP	8-5-0*
vs. Southern Illinois	0-2-0	0-0-0	2-0-0	0-0-0	3-2-0	DNP	4-7-0*
IPFW	6-0-5*	0-0-0	0-1-1*	0-0-1	0-0-0	DNP	8-3-1*
Texas Tech	12-81*	2-3-1	0-1-1	0-0-0	DNP	DNP	8-4-0*
Okla. Panhandle State	6-0-2	DNP	DNP	6-1-2*	0-2-1	2-0-0	5-5-0
at New Mexico State	6-0-6	0-0-0	DNP	0-0-0	0-0-0	DNP	12-7-0*
New Mexico State	9-2-0	2-0-0	DNP	3-0-1	DNP	DNP	3-4-0*
Occidental College	3-2-2	2-2-0	DNP	9-1-2	6-4-0	0-1-0	4-9-0*
Alabama State	3-3-2*	DNP	DNP	5-4-3	4-6-1	DNP	4-7-0*
Princeton	5-0-0	DNP	DNP	2-0-0	6-3-0	0-0-0	DNP
at Boise State	14-1-1	DNP	DNP	DNP	4-5-1	DNP	DNP
Rice	20-3-2	2-0-0	0-0-0	2-4-1	3-4-0	DNP	14-4-1
Tulsa	9-2-1	4-6-1	8-0-0	9-0-0	0-5-0	2-0-0	13-2-0
at Nevada	7-3-2	DNP	DNP	0-0-0	0-0-0	DNP	2-0-0
at Fresno State	8-0-1	0-0-0	DNP	0-1-2	0-0-0	DNP	0-1-1
Hawaii	11-2-1	DNP	DNP	DNP	DNP	DNP	9-3-0
San Jose State	14-4-0	2-0-0	DNP	DNP	DNP	DNP	8-4-0
at SMU	11-1-0	DNP	DNP	DNP	DNP	DNP	1-2-0
at Louisiana Tech	10-5-2	DNP	DNP	0-1-0	DNP	DNP	2-2-0
at Tulsa	10-6-0	0-0-0	DNP	0-2-0	DNP	DNP	0-2-0
at Rice	7-3-2*	2-0-0	DNP	2-0-0	4-3-0	DNP	0-0-0
Fresno State	7-2-0*	0-0-0	DNP	0-1-0	4-3-5	DNP	2-3-0
Nevada	5-0-1*	DNP	DNP	DNP	3-6-0	DNP	0-1-0
at San Jose State	12-2-0*	DNP	DNP	DNP	2-1-2*	DNP	0-0-0
at Pacific	3-0-2*	DNP	DNP	DNP	4-2-1	DNP	0-0-0
at Hawaii	5-2-1	DNP	DNP	0-0-0	0-2-2	DNP	0-1-0
Louisiana Tech	17-4-0	0-0-0	0-0-0	0-1-0	6-3-0	DNP	6-2-0
SMU	7-4-1	DNP	0-0-0	DNP	2-3-1	DNP	1-1-0
Boise State	3-1-2	2-0-0	DNP	0-0-1	2-1-0	DNP	7-5-0
vs. Hawaii	10-2-2	4-0-0	0-0-1	0-0-0	0-1-0	DNP	2-4-0
vs. Rice	6-0-1	DNP	DNP	DNP	6-2-0	DNP	1-5-0
vs. Boise State	2-3-1	DNP	0-0-0	0-0-0	2-1-1	DNP	0-0-0
vs. Utah	0-1-4	DNP	DNP	DNP	0-0-0	DNP	4-1-0

Opponent	Murphy	Rivera	St. Amant	Thomas	Tofi	Williams
Delaware State	0-1-0	9-2-4*	12-3-2	15-2-2*	4-4-1	11-5-4*
Jackson State	0-2-0	13-4-5*	2-1-0*	25-15-0*	3-5-0	18-2-3*
vs. Arizona State	DNP	13-3-4*	3-0-3*	26-11-1*	3-6-1	13-8-2*
vs. Southern Illinois	DNP	15-2-3*	4-0-1*	18-4-0*	6-6-4	10-5-3*
IPFW	DNP	DNP	14-0-1	17-6-1*	3-1-0	19-11-4*
Texas Tech	DNP	DNP	11-2-3*	18-3-2*	0-3-2	6-9-4*
Okla. Panhandle State	3-2-0	DNP	8-8-5*	17-10-3*	2-6-1*	18-4-2*
at New Mexico State	5-2-1	5-4-10*	8-5-1*	20-2-0*	6-6-0	13-5-2*
New Mexico State	0-0-1	15-5-6*	7-3-2*	15-8-1*	4-9-1	21-8-1*
Occidental College	0-1-2	4-2-8*	17-3-1*	17-3-2*	4-4-1	4-4-1*
Alabama State	2-0-0	14-1-12*	4-0-0	33-6-1*	10-4-2	8-5-4*
Princeton	0-1-1	9-1-5*	8-5-1*	17-4-1*	2-5-0*	19-9-4*
at Boise State	0-0-0	18-1-8*	13-2-2*	19-5-0*	4-11-0*	19-5-6*
Rice	0-0-0	11-2-8*	2-1-5*	26-5-4*	4-5-2*	14-10-3
Tulsa	0-2-3	10-1-7*	11-2-2*	15-4-7*	9-12-2*	15-6-3*
at Nevada	0-1-0	23-2-6*	3-1-1*	28-10-3*	12-9-2*	8-3-2*
at Fresno State	DNP	14-5-5*	0-3-0*	27-6-2*	9-10-2*	5-4-2*
Hawaii	DNP	18-0-8*	2-1-2*	18-15-0*	4-4-1*	9-6-4*
San Jose State	DNP	8-3-6*	4-0-3*	3-5-1*	5-6-1*	25-8-4*
at SMU	DNP	13-1-9*	5-0-0*	22-9-3*	5-5-0*	3-6-5*
at Louisiana Tech	DNP	5-3-7*	2-3-1*	23-5-0*	8-7-1*	15-5-5*
at Tulsa	DNP	17-4-7*	0-3-0*	13-6-1*	6-9-0*	8-2-3*
at Rice	0-0-0	7-7-6*	9-1-0	28-2-0*	10-8-2*	4-5-6*
Fresno State	DNP	19-4-12*	15-1-1	14-1-2*	18-3-1*	14-5-1*
Nevada	DNP	18-2-6*	5-1-1	13-4-0*	4-4-0*	12-10-3*
at San Jose State	0-0-0	21-2-3*	2-0-0	19-7-2	8-11-2*	6-5-4*
at Pacific	DNP	11-2-5*	5-0-0	21-12-0*	12-12-1*	10-3-2*
at Hawaii	DNP	15-1-6*	11-2-2*	27-6-1*	6-9-0*	7-5-3*
Louisiana Tech	0-0-0	6-2-18*	18-2-2*	23-12-2*	7-4-1*	6-5-0*
SMU	DNP	16-3-9*	5-2-3*	26-8-1*	11-4-1*	11-2-2*
Boise State	0-0-0	14-3-9*	6-1-2*	22-12-0*	7-5-2*	15-6-1*
vs. Hawaii	0-0-1	19-5-5*	4-2-4*	21-8-0*	2-6-0*	18-7-0*
vs. Rice	DNP	9-0-11*	15-3-6*	31-8-1*	7-3-2*	10-6-1*
vs. Boise State	0-0-0	32-4-8*	13-1-1*	15-7-4*	21-6-0*	6-7-5*
vs. Utah	DNP	11-5-3*	5-1-1*	24-2-3*	8-8-0*	2-3-2*

2004-05 Box Scores

UTEP 83, Delaware State 50

Nov. 21, 2004 • El Paso, Texas • Haskins Center

Player	tot-fg	3-pt	rebounds		pf	tp	a	to blk	s	min	
	fg	fga	ft	fta	of	de	tot				
Hunter	3	9	0	3	1	3	1	4	2	0	26
Roundtree	3	4	0	1	1	4	2	6	1	7	0
Shine	1	4	1	3	2	2	4	2	4	5	3
Williams	2	8	0	1	3	0	2	3	5	3	3
Blunt	5	13	4	8	0	1	3	4	14	0	4
Davis	1	2	0	1	0	1	0	1	3	2	0
Broadus	1	5	0	3	4	3	0	3	1	5	2
Worley	1	3	0	4	4	1	2	3	6	1	1
Marshall	0	1	0	0	0	1	0	1	0	0	1
Fleetwood	0	1	0	0	0	1	0	1	0	0	5
TEAM											
Totals	17	50	5	16	11	17	12	29	19	50	12

TOTAL FG% 1st Half: 7-23 30.4% 2nd Half: 10-27 37.0% Game: 34.0% DEADBALL
 3-PT. FG% 1st Half: 5-11 45.5% 2nd Half: 0-5 0.0% Game: 31.3% REBOUNDS
 F Throw % 1st Half: 2-3 66.7% 2nd Half: 9-14 64.3% Game: 64.7% 1

Player	tot-fg	3-pt	rebounds		pf	tp	a	to blk	s	min	
	fg	fga	ft	fta	of	de	tot				
Gehrke	0	1	0	0	0	1	1	0	0	1	12
Thomas	6	7	0	0	3	4	1	2	0	15	2
Kimble	6	7	0	1	1	0	2	4	13	1	2
Williams	4	8	0	1	3	5	1	4	5	2	0
Rivera	4	7	1	2	0	0	2	2	9	4	1
Murphy	0	1	0	0	0	1	0	2	0	1	0
Davis	1	2	0	0	0	0	0	3	2	1	0
St. Amant	4	5	1	3	4	1	2	3	12	2	1
Ayala	3	3	3	2	2	0	1	1	11	3	0
Tharpe	1	1	0	0	0	0	0	2	0	2	1
Carr	0	0	0	0	0	0	2	2	1	0	1
Gutierrez	0	0	0	0	0	0	0	0	0	1	0
Branch	1	5	0	2	2	2	4	1	4	0	1
Tofi	0	1	0	0	4	4	1	3	4	1	0
TEAM											
Totals	30	48	5	8	18	22	7	21	28	17	83

TOTAL FG% 1st Half: 18-26 69.2% 2nd Half: 12-22 54.5% Game: 62.5% DEADBALL
 3-PT. FG% 1st Half: 3-5 60.0% 2nd Half: 2-3 66.7% Game: 62.5% REBOUNDS
 F Throw % 1st Half: 2-4 50.0% 2nd Half: 16-18 88.9% Game: 81.8% 3

Officials: Randy McCall, Jim Danner, Bobby McCroy
 Technical fouls: Delaware State-Williams, Aaron. UTEP-Williams, Jason.
 Attendance: 8117

Score by Periods	1st	2nd	Total
Delaware State	21	29	50
UTEP	41	42	83

UTEP 83, Jackson State 57

Nov. 23, 2004 • El Paso, Texas • Haskins Center

Player	tot-fg	3-pt	rebounds		pf	tp	a	to blk	s	min	
	fg	fga	ft	fta	of	de	tot				
Tompkins	5	13	3	5	1	4	2	3	5	14	0
Hassell	2	2	0	2	2	1	2	5	6	1	1
Ross	1	6	0	0	3	6	0	5	1	5	1
White	3	10	2	6	1	2	1	2	9	1	1
Wallace	0	7	0	3	4	1	1	2	1	3	2
King	0	0	0	0	0	0	0	0	0	0	2
Givens	1	2	0	0	3	0	0	1	2	0	3
Sanders	0	1	0	0	0	1	1	1	0	0	1
Williams-Parker	4	9	1	4	0	0	1	1	9	0	3
Smith	1	5	0	0	3	1	4	2	2	1	0
Travis	2	3	0	0	1	1	2	2	4	5	0
Rocker	1	2	0	0	0	3	0	3	5	2	0
TEAM											
Totals	20	60	6	18	11	22	13	17	30	28	57

TOTAL FG% 1st Half: 9-29 31.0% 2nd Half: 11-31 35.5% Game: 33.3% DEADBALL
 3-PT. FG% 1st Half: 3-8 37.5% 2nd Half: 3-10 30.0% Game: 33.3% REBOUNDS
 F Throw % 1st Half: 3-6 50.0% 2nd Half: 8-16 50.0% Game: 50.0% 6

Player	tot-fg	3-pt	rebounds		pf	tp	a	to blk	s	min	
	fg	fga	ft	fta	of	de	tot				
Williams	7	13	1	3	4	0	2	2	1	18	3
Thomas	9	11	0	0	7	8	9	15	0	25	0
Kimble	1	1	0	0	6	10	2	5	7	4	8
St. Amant	0	2	0	1	2	2	0	1	3	2	0
Rivera	3	9	1	4	6	6	1	3	4	2	13
Murphy	0	1	0	0	0	1	2	0	0	0	0
Davis	0	3	0	2	3	4	0	2	2	0	3
Ayala	1	4	1	4	1	2	2	3	4	4	1
Tharpe	0	0	0	0	0	0	0	0	0	0	1
Carr	1	3	1	3	0	0	2	2	1	3	0
Gutierrez	0	1	0	0	0	0	0	1	0	0	0
Branch	2	6	0	1	0	3	1	4	2	4	1
Tofi	1	3	0	0	1	2	3	2	5	1	3
TEAM											
Totals	25	57	4	16	29	38	19	32	51	18	83

TOTAL FG% 1st Half: 12-29 41.4% 2nd Half: 13-28 46.4% Game: 43.9% DEADBALL
 3-PT. FG% 1st Half: 1-8 12.5% 2nd Half: 3-8 37.5% Game: 25.0% REBOUNDS
 F Throw % 1st Half: 11-14 78.6% 2nd Half: 18-24 75.0% Game: 76.3% 5

Officials: Larry Spaulding, Mike Irving, Chris Rastatter
 Technical fouls: Jackson State-None. UTEP-Rivera, Filliberto, Tofi, John.
 Attendance: 8528

Score by Periods	1st	2nd	Total
Jackson State	24	33	57
UTEP	36	47	83

UTEP 66, Arizona State 65

Nov. 26, 2004 • Las Vegas, Nev. • Valley Sports Complex

Player	tot-fg	3-pt	rebounds		pf	tp	a	to blk	s	min	
	fg	fga	ft	fta	of	de	tot				
Williams	3	9	1	3	6	8	3	5	8	0	13
Thomas	10	22	0	0	6	9	4	7	11	3	26
Kimble	3	3	0	0	2	2	5	4	8	0	3
St. Amant	1	5	0	3	1	1	0	0	1	3	3
Rivera	4	10	3	6	2	2	0	3	3	13	4
Ayala	0	3	0	3	0	0	3	3	0	1	0
Carr	0	2	0	1	0	0	0	2	0	0	0
Branch	0	0	0	0	0	1	0	1	0	0	0
Tofi	1	5	0	1	2	3	3	6	2	3	1
TEAM											
Totals	22	59	4	16	18	25	17	25	42	16	66

TOTAL FG% 1st Half: 12-33 36.4% 2nd Half: 10-26 38.5% Game: 37.3% DEADBALL
 3-PT. FG% 1st Half: 1-9 11.1% 2nd Half: 3-7 42.9% Game: 25.0% REBOUNDS
 F Throw % 1st Half: 11-13 84.6% 2nd Half: 7-12 58.3% Game: 72.0% 3

Player	tot-fg	3-pt	rebounds		pf	tp	a	to blk	s	min	
	fg	fga	ft	fta	of	de	tot				
Diogu	3	5	0	0	9	10	5	6	4	15	1
Angounou	3	6	0	1	0	0	1	4	5	3	6
Braxton	0	2	0	1	0	0	0	2	2	1	0
Krueger	4	10	4	8	0	0	1	2	3	2	2
Moore	6	11	3	6	1	2	1	0	1	3	16
Morill	0	0	0	0	0	0	1	1	0	0	0
Wooden	0	1	0	0	1	2	1	2	3	1	2
Pierce	0	0	0	0	0	0	0	0	2	0	1
Kreuger	2	5	1	4	2	5	0	1	2	7	5
Branch	1	4	0	1	0	0	3	3	1	2	0
Fameni	3	8	0	0	0	0	1	2	3	0	6
TEAM											
Totals	22	52	8	21	13	19	7	24	31	21	65

TOTAL FG% 1st Half: 13-30 43.3% 2nd Half: 9-22 40.9% Game: 42.3% DEADBALL
 3-PT. FG% 1st Half: 7-15 46.7% 2nd Half: 1-6 16.7% Game: 38.1% REBOUNDS
 F Throw % 1st Half: 8-10 80.0% 2nd Half: 5-9 55.6% Game: 68.4% 4

Officials: Lonnie Dixon, Greg Burks, Ken Nielson
 Technical fouls: UTEP-None. Arizona State-None.
 Attendance: 1,000

Score by Periods	1st	2nd	Total
UTEP	36	30	66
Arizona State	41	24	65

Southern Illinois 68, UTEP 62

Nov. 27, 2004 • Las Vegas, Nev. • Valley Sports Complex

Player	tot-fg	3-pt	rebounds		pf	tp	a	to blk	s	min	
	fg	fga	ft	fta	of	de	tot				
Williams	3	9	0	2	4	8	2	3	5	1	10
St. Amant	2	3	0	0	0	0	0	3	4	1	1
Rivera	6	9	0	2	3	4	0	2	2	15	3
Thomas	7	14	1	3	4	0	4	4	5	18	0
Kimble	1	1	0	0	2	2	0	7	7	2	4
Davis	0	0	0	0	0	0	0	0	0	0	2
Ayala	0	4	2	0	0	1	2	1	0	2	0
Gehrke	1	3	0	2	1	2	1	2	0	3	0
Carr	1	2	0	0	0	0	0	0	0	2	0
Branch	0	0	0	0	0	0	0	0	0	0	0
Tofi	3	6	0	0	0	3	3	6	2	6	4
TEAM											
Totals	24	51	1	9	13	20	11				

2004-05 Box Scores

UTEP 69, Okla. Panhandle St. 44

Dec. 12, 2004 • El Paso, Texas • Haskins Center

Player	tot-fg	3-pt	rebounds		pf	tp	a	to	blk	s	min					
	fg	fga	ft	fta	of	de	tot									
Carson	2	10	0	1	2	3	0	3	3	5	0	2	0	2	17	
Mallinowski	3	15	3	12	0	0	4	4	8	2	9	2	1	1	2	39
Williams	0	0	0	0	0	0	0	0	0	2	0	0	0	0	1	14
Anderson	1	3	1	2	0	1	3	4	2	3	0	2	0	0	0	17
Preston	4	9	0	2	0	0	4	4	8	2	8	1	4	1	1	31
Fobbs	1	3	0	1	0	1	1	2	0	2	4	0	0	0	2	16
McDaniel	0	3	0	3	0	0	1	0	1	2	0	2	2	0	0	10
Castillo	0	0	0	0	0	0	0	0	0	0	0	0	0	0	0	1
Yalid	0	0	0	0	0	0	0	0	0	0	0	0	0	0	0	1
Moss	6	17	5	11	0	1	1	0	1	4	17	0	2	0	0	26
Leggins	0	1	0	0	0	0	0	0	0	0	0	1	1	1	1	15
Harrison	0	0	0	0	2	1	2	3	4	0	0	1	0	0	0	13
TEAM					1	3	4			2						
Totals	17	61	9	32	1	5	17	34	21	44	10	17	3	9	200	

TOTAL FG% 1st Half: 8-29 27.6% 2nd Half: 9-32 28.1% Game: 27.9% DEADBALL
 3-Pt. FG% 1st Half: 5-17 29.4% 2nd Half: 4-15 26.7% Game: 28.1% REBOUNDS
 F Throw % 1st Half: 0-2 0.0% 2nd Half: 1-3 33.3% Game: 20.0% 2

Player	tot-fg	3-pt	rebounds		pf	tp	a	to	blk	s	min					
	fg	fga	ft	fta	of	de	tot									
Williams	6	9	2	2	4	0	4	0	4	2	18	2	11	0	1	32
Thomas	5	12	0	0	7	9	4	6	10	0	17	3	0	0	1	33
Tofi	0	1	0	0	2	2	4	6	0	2	1	0	1	0	1	21
Davis	3	9	0	5	0	0	1	1	2	6	2	0	1	2	23	
St. Amant	3	5	2	4	0	0	8	8	2	8	5	4	0	0	0	31
Murphy	1	2	1	1	0	1	1	2	0	3	0	0	0	0	0	7
Ayala	2	5	2	5	0	0	0	0	3	6	2	0	0	1	18	
Gehrke	0	1	0	1	0	0	2	0	0	1	0	1	1	1	7	
Youmans	0	0	0	2	5	0	0	0	0	2	2	2	0	0	0	9
Gutierrez	1	2	0	1	0	0	0	0	0	2	0	0	0	0	1	1
Kimble	1	2	0	0	3	4	1	4	5	2	5	0	1	0	18	
TEAM					2	3	5									
Totals	22	48	7	19	18	24	14	29	43	11	69	18	17	4	6	200

TOTAL FG% 1st Half: 11-26 42.3% 2nd Half: 11-22 50.0% Game: 45.8% DEADBALL
 3-Pt. FG% 1st Half: 3-9 33.3% 2nd Half: 4-10 40.0% Game: 36.8% REBOUNDS
 F Throw % 1st Half: 12-17 70.6% 2nd Half: 6-7 85.7% Game: 75.0% 1

Officials: Scott Thorneley, Eddie Jackson, Rick Crawford
 Technical fouls: Oklahoma Panhandle State-Fobbs, Marques. UTEP-None
 Attendance: 7877
 Score by Periods
 Oklahoma Panhandle State 21 23 44
 UTEP 37 32 69

UTEP 75, New Mexico State 64

Dec. 15, 2004 • Las Cruces, N.M. • Pan American Center

Player	tot-fg	3-pt	rebounds		pf	tp	a	to	blk	s	min					
	fg	fga	ft	fta	of	de	tot									
Williams	6	12	0	1	1	2	3	5	0	13	2	0	0	0	36	
Thomas	8	11	0	0	4	6	1	2	4	20	0	1	1	3	19	
Kimble	5	8	0	0	2	3	2	5	7	3	12	0	1	0	23	
St. Amant	3	9	2	7	0	0	5	5	2	8	1	2	0	0	30	
Rivera	1	6	1	5	2	3	2	4	1	5	10	3	1	0	39	
Murphy	2	5	1	2	0	1	1	2	1	5	1	0	0	0	14	
Davis	0	0	0	0	0	0	0	0	0	0	1	0	0	0	4	
Ayala	2	4	2	4	0	0	0	0	3	6	0	0	1	0	11	
Gehrke	0	0	0	0	0	0	0	0	0	0	0	1	0	0	2	
Branch	0	1	0	1	0	0	0	0	0	1	0	0	0	0	2	
Tofi	3	6	0	0	0	1	5	6	3	6	0	0	1	0	20	
TEAM					1	1										
Totals	30	62	6	20	9	13	10	22	32	18	75	14	9	4	3	200

TOTAL FG% 1st Half: 10-31 32.3% 2nd Half: 20-31 64.5% Game: 48.4% DEADBALL
 3-Pt. FG% 1st Half: 3-12 25.0% 2nd Half: 3-8 37.5% Game: 30.0% REBOUNDS
 F Throw % 1st Half: 4-5 80.0% 2nd Half: 5-8 62.5% Game: 69.2% 2

Player	tot-fg	3-pt	rebounds		pf	tp	a	to	blk	s	min					
	fg	fga	ft	fta	of	de	tot									
Jones	1	3	0	0	0	2	6	8	0	2	1	3	1	1	21	
Lawrence	4	7	0	1	1	2	2	4	6	3	9	0	2	3	30	
Mitchell	4	10	2	5	2	8	1	3	4	2	12	6	3	0	38	
Davis	6	9	3	6	2	2	2	2	3	17	1	0	0	0	34	
Haynes	1	4	0	3	0	0	2	2	0	2	0	1	0	0	17	
John	1	7	0	2	3	4	1	2	3	3	5	0	1	0	14	
Frazier	6	9	0	1	2	0	4	4	3	13	0	1	0	0	21	
Alexander	2	4	0	0	0	0	1	1	2	4	1	2	0	0	19	
Jenkins	0	1	0	1	0	0	0	0	0	0	2	0	0	0	6	
TEAM					6	6										
Totals	25	54	5	19	9	18	12	24	36	16	64	9	15	4	3	200

TOTAL FG% 1st Half: 13-29 44.8% 2nd Half: 12-25 48.0% Game: 46.3% DEADBALL
 3-Pt. FG% 1st Half: 1-9 11.1% 2nd Half: 4-10 40.0% Game: 26.3% REBOUNDS
 F Throw % 1st Half: 1-4 25.0% 2nd Half: 8-14 57.1% Game: 50.0% 4

Officials: David Hall, Steve Olson, Paul Janssen
 Technical fouls: UTEP-None. New Mexico State-None.
 Attendance: 7,162
 Score by Periods
 UTEP 27 48 75
 New Mexico State 28 36 64

UTEP 79, New Mexico State 61

Dec. 18, 2004 • El Paso, Texas • Haskins Center

Player	tot-fg	3-pt	rebounds		pf	tp	a	to	blk	s	min				
	fg	fga	ft	fta	of	de	tot								
John	3	8	0	1	3	3	2	1	3	5	9	1	0	2	14
Frazier	0	5	0	1	1	3	2	3	5	1	1	0	1	0	19
Lawrence	7	9	0	0	3	4	3	7	10	3	17	1	1	0	25
Mitchell	4	8	3	6	1	2	1	0	1	4	12	5	4	0	28
Davis	2	6	1	3	0	0	1	1	2	1	5	2	2	0	27
Haynes	1	5	1	5	0	0	0	1	1	2	3	0	0	0	17
Jones	1	2	0	0	0	0	1	2	3	2	0	3	0	1	20
Dominguez	0	0	0	0	0	0	0	0	0	1	0	0	0	0	2
Alexander	3	12	0	1	4	6	6	2	8	2	10	0	1	1	20
Funston	0	0	0	0	0	0	0	0	0	0	0	0	0	0	2
Hall	0	0	0	0	0	0	0	0	0	0	0	1	0	0	2
Jenkins	1	6	0	3	0	0	1	1	2	5	2	1	2	0	24
TEAM					1	1									
Totals	22	61	5	20	12	18	18	36	27	61	11	14	4	5	200

TOTAL FG% 1st Half: 7-28 25.0% 2nd Half: 15-33 45.5% Game: 36.1% DEADBALL
 3-Pt. FG% 1st Half: 0-7 0.0% 2nd Half: 5-13 38.5% Game: 25.0% REBOUNDS
 F Throw % 1st Half: 3-7 42.9% 2nd Half: 9-11 81.8% Game: 66.7% 1

Player	tot-fg	3-pt	rebounds		pf	tp	a	to	blk	s	min					
	fg	fga	ft	fta	of	de	tot									
Williams	7	14	2	4	5	8	4	4	8	1	21	1	3	1	2	37
Thomas	1	11	0	0	13	13	5	3	8	4	15	1	0	0	0	34
Kimble	1	2	0	0	1	2	1	3	4	2	3	0	2	1	0	18
St. Amant	2	7	1	4	2	2	1	2	3	4	7	2	3	0	1	22
Rivera	1	2	1	2	12	13	1	4	5	1	15	6	3	1	0	35
Murphy	0	0	0	0	0	0	0	0	0	0	1	0	0	0	4	
Davis	1	1	1	1	0	0	0	0	0	0	3	1	0	0	2	
Ayala	2	5	1	4	4	4	0	2	2	2	9	0	1	1	22	
Tharpe	0	0	0	0	0	0	0	0	0	0	0	0	0	0	0+	
Youmans	0	0	0	0	0	0	0	0	0	0	0	0	0	0	2	
Branch	1	1	0	0	0	0	0	0	0	1	2	0	0	1	6	
Tofi	2	6	0	1	0	0	3	6	9	3	4	1	1	0	18	
TEAM					2	2										

2004-05 Box Scores

UTEP 91, Boise State 77

Jan. 1, 2005 • Boise, Idaho • Taco Bell Arena

UTEP	tot-fg	3-pt	rebounds		ft		of	de	tot	pf	tp	a	to	blk	s	min
Player	fg	fga	fg	fga	ft	fta	of	de	tot	pf	tp	a	to	blk	s	min
Williams	f	7	11	3	3	2	2	3	5	2	19	6	4	0	1	39
Thomas	f	8	16	0	0	3	3	2	5	3	19	0	1	0	1	28
Tofi	f	2	5	0	0	0	3	8	11	3	4	0	1	2	0	25
St. Amant	g	4	8	2	6	3	2	0	2	2	13	2	0	0	0	24
Rivera	g	6	12	4	7	2	0	1	1	3	18	8	2	0	0	36
Murphy	0	0	0	0	0	0	0	0	0	0	0	0	0	0	0	6
Ayala	5	7	4	5	0	0	1	1	1	3	14	1	0	0	2	21
Gehrke	2	5	0	1	0	0	1	4	5	2	4	1	0	1	0	21
TEAM							1	3	4							
Totals	34	64	13	22	10	10	12	22	34	18	91	18	8	3	4	200

TOTAL FG% 1st Half: 20-33 60.6% 2nd Half: 14-31 45.2% Game: 53.1% DEADBALL
 3-PT. FG% 1st Half: 8-12 66.7% 2nd Half: 5-10 50.0% Game: 59.1% REBOUNDS
 F Throw % 1st Half: 5-5 100% 2nd Half: 5-5 100% Game: 100% 0

BSU	tot-fg	3-pt	rebounds		ft		of	de	tot	pf	tp	a	to	blk	s	min
Player	fg	fga	fg	fga	ft	fta	of	de	tot	pf	tp	a	to	blk	s	min
Robinson	f	3	5	0	0	2	2	2	3	5	1	8	1	1	0	27
Blackburn	f	6	16	2	4	1	3	4	0	4	15	5	3	0	0	33
Banks	c	4	5	0	0	1	3	3	4	7	2	9	0	2	0	21
Karl	g	2	9	1	3	2	2	2	4	6	2	7	6	2	0	36
Harris	g	3	5	3	5	2	2	0	1	1	11	1	0	0	0	28
Lane	7	10	5	6	3	4	0	1	1	1	22	2	1	1	0	28
Thompson	1	3	1	3	0	0	0	0	0	0	3	0	0	0	0	9
Lloyd	0	1	0	0	0	1	0	2	2	1	0	0	2	0	0	8
Green	1	3	0	0	0	0	0	1	1	3	2	0	0	0	0	10
TEAM							2	2	4							
Totals	27	57	12	21	11	17	13	18	31	12	77	15	11	1	1	200

TOTAL FG% 1st Half: 13-31 41.9% 2nd Half: 14-26 53.8% Game: 47.4% DEADBALL
 3-PT. FG% 1st Half: 5-10 50.0% 2nd Half: 7-11 63.6% Game: 57.1% REBOUNDS
 F Throw % 1st Half: 7-10 70.0% 2nd Half: 4-7 57.1% Game: 64.7% 1

Officials: Winston Slith, Lonnie Dixon, Ruben Ramos

Technical fouls: UTEP-None. Boise State-None.

Attendance: 2,527

Score by Periods	1st	2nd	Total
UTEP	53	38	91
Boise State	38	39	77

UTEP 96, Rice 67

Jan. 6, 2005 • El Paso, Texas • Haskins Center

Rice	tot-fg	3-pt	rebounds		ft		of	de	tot	pf	tp	a	to	blk	s	min
Player	fg	fga	fg	fga	ft	fta	of	de	tot	pf	tp	a	to	blk	s	min
Harrison	f	3	8	0	2	0	0	1	3	4	4	6	2	2	0	26
Harris	f	5	11	0	1	0	5	10	15	3	10	0	4	2	0	35
Britton	c	2	6	0	0	2	3	4	7	2	6	0	1	1	0	24
Williams	g	6	13	0	2	1	5	0	1	1	13	6	4	0	0	30
McKrieth	g	4	10	0	3	1	2	0	5	4	9	1	2	0	0	28
Gillespie	2	7	1	3	2	1	0	1	0	1	2	7	1	0	0	18
Packevicius	0	0	0	0	0	0	0	0	0	0	2	0	1	1	0	3
Okrezsik	0	1	0	1	0	0	0	0	0	0	0	0	0	0	0	4
Almond	1	2	0	0	2	2	1	3	2	4	0	1	0	0	0	7
Moore	5	5	0	0	2	6	1	2	3	0	12	2	2	0	1	21
Killings	0	1	0	0	0	0	0	0	0	1	0	0	0	0	0	4
TEAM							1	1								
Totals	28	64	1	12	10	19	13	27	40	21	67	13	17	3	1	200

TOTAL FG% 1st Half: 17-33 51.5% 2nd Half: 11-31 35.5% Game: 43.8% DEADBALL
 3-PT. FG% 1st Half: 0-5 0.0% 2nd Half: 1-14 3.3% Game: 8.3% REBOUNDS
 F Throw % 1st Half: 4-6 66.7% 2nd Half: 6-13 46.2% Game: 52.6% 5

UTEP	tot-fg	3-pt	rebounds		ft		of	de	tot	pf	tp	a	to	blk	s	min
Player	fg	fga	fg	fga	ft	fta	of	de	tot	pf	tp	a	to	blk	s	min
Williams	f	6	10	0	2	2	3	4	6	10	14	3	1	0	1	29
Thomas	f	11	14	1	3	4	1	4	5	0	26	4	1	0	2	30
Tofi	c	2	6	0	0	0	0	5	5	2	4	2	1	1	1	22
St. Amant	g	0	1	0	1	2	0	1	1	2	5	1	0	0	0	26
Rivera	g	4	10	1	2	4	0	2	2	4	11	8	0	0	2	30
Murphy	0	1	0	1	0	0	0	0	0	0	0	0	0	0	1	3
Davis	0	3	0	2	2	1	3	4	1	2	1	0	0	1	8	
Ayala	7	10	6	8	0	0	3	3	20	2	0	0	0	1	23	
Gehrke	0	1	0	0	1	2	2	4	3	1	0	2	0	0	8	
Carr	0	1	0	0	0	0	0	0	0	0	0	0	0	0	1	
Branch	1	4	0	1	0	0	0	0	0	2	0	0	1	0	5	
Kimble	4	8	0	0	6	8	3	1	4	1	1	1	0	0	15	
TEAM							1	1								
Totals	35	69	8	18	18	25	12	27	39	16	96	26	7	3	8	200

TOTAL FG% 1st Half: 16-31 51.6% 2nd Half: 19-38 50.0% Game: 50.7% DEADBALL
 3-PT. FG% 1st Half: 4-6 66.7% 2nd Half: 4-12 33.3% Game: 44.4% REBOUNDS
 F Throw % 1st Half: 12-16 75.0% 2nd Half: 6-9 66.7% Game: 72.0% 2

Officials: Eddie Jackson, Terry Moore, Mike Reid

Technical fouls: Rice-None. UTEP-None.

Attendance: 10,587

Score by Periods	1st	2nd	Total
Rice	38	29	67
UTEP	48	48	96

UTEP 105, Tulsa 70

Jan. 8, 2005 • El Paso, Texas • Haskins Center

Tulsa	tot-fg	3-pt	rebounds		ft		of	de	tot	pf	tp	a	to	blk	s	min
Player	fg	fga	fg	fga	ft	fta	of	de	tot	pf	tp	a	to	blk	s	min
Glenn	f	3	12	1	4	8	8	1	3	4	15	3	3	1	0	31
Teichmann	f	9	15	1	3	2	2	7	9	3	21	2	4	3	1	34
Price	f	2	9	0	1	2	2	0	2	3	5	0	2	0	1	14
Blankenship	g	0	3	0	2	1	2	0	2	2	1	2	0	0	0	25
Collins	g	2	7	0	4	3	0	2	2	3	7	1	0	0	0	14
James	0	3	0	1	0	0	2	2	2	0	4	3	0	0	0	19
Wallace	5	9	5	9	0	0	1	1	1	15	1	1	0	0	0	31
Gonzalez	1	3	0	0	0	0	2	0	2	2	0	1	0	0	7	
Bransdell	0	1	0	0	4	4	0	1	1	1	4	0	0	1	1	15
Cardwell	0	0	0	0	0	0	0	0	0	2	0	0	0	2	1	10
TEAM							1	1								
Totals	22	62	7	23	19	21	8	18	26	23	70	13	14	7	4	200

TOTAL FG% 1st Half: 13-31 41.9% 2nd Half: 9-31 29.0% Game: 35.5% DEADBALL
 3-PT. FG% 1st Half: 3-10 30.0% 2nd Half: 4-13 30.8% Game: 30.4% REBOUNDS
 F Throw % 1st Half: 0-0 0.0% 2nd Half: 19-21 90.5% Game: 90.5% 1

UTEP	tot-fg	3-pt	rebounds		ft		of	de	tot	pf	tp	a	to	blk	s	min
Player	fg	fga	fg	fga	ft	fta	of	de	tot	pf	tp	a	to	blk	s	min
Williams	f	6	9	0	1	3	4	2	4	6	2	15	3	1	2	29
Thomas	f	5	12	0	0	5	5	0	4	4	15	7	1	0	1	22
Tofi	c	4	9	0	1	2	2	0	10	12	2	9	2	1	0	21
St. Amant	g	3	4	0	1	4	0	2	2	1	11	2	1	0	0	24
Rivera	g	3	6	2	4	2	0	1	1	0	10	7	2	1	2	21
Murphy	0	1	0	0	0	1	1	2	1	0	3	0	0	1	8	
Davis	3	3</														

2004-05 Box Scores

UTEP 69, San Jose State 65

Jan. 22, 2005 • El Paso, Texas • Haskins Center

SJSU	tot-fg	3-pt	rebounds			pf	tp	a	blk	s	min					
Player	fg	fga	fg	fga	ft	fta	of	de	tot	tp	a	blk	s	min		
Elam	f	4	11	2	6	0	0	0	0	3	10	4	3	0	32	
Chandler	f	9	18	0	2	2	2	3	9	12	0	20	1	3	0	39
Misko	c	4	6	0	0	2	2	3	5	4	10	0	0	0	37	
Walson	g	3	7	2	5	0	0	0	9	9	3	8	2	0	1	40
Bloom	g	5	14	5	10	0	0	2	2	3	15	0	1	0	0	35
Guilbeaux	1	1	0	0	0	0	0	1	1	1	2	1	1	0	0	8
McFadden	0	1	0	1	0	0	0	1	1	0	0	0	1	0	0	9
TEAM													1	2	3	
Totals	26	58	9	24	4	4	6	27	33	14	65	14	11	0	2	200

TOTAL FG% 1st Half: 13-32 40.6% 2nd Half: 13-26 50.0% Game: 44.8% DEADBALL
 3-Pt. FG% 1st Half: 3-11 27.3% 2nd Half: 6-13 46.2% Game: 37.5% REBOUNDS
 F Throw % 1st Half: 0-0 0.0% 2nd Half: 4-4 100% Game: 100% 0

UTEP	tot-fg	3-pt	rebounds			pf	tp	a	blk	s	min						
Player	fg	fga	fg	fga	ft	fta	of	de	tot	tp	a	blk	s	min			
Williams	f	10	15	4	7	1	2	1	7	8	0	25	4	3	1	0	35
Thomas	f	1	7	0	1	2	2	0	5	5	2	3	1	2	1	1	31
Tofi	c	2	5	0	1	2	2	4	6	0	5	1	0	1	0	1	20
St. Amant	g	2	5	0	1	0	0	0	0	0	1	4	3	2	0	0	24
Rivera	g	3	9	0	5	2	2	1	2	3	2	8	6	1	0	0	37
Ayala	4	8	3	7	3	3	0	4	4	1	14	0	0	1	1	27	
Branch	0	1	0	0	2	0	0	0	0	0	2	0	0	0	0	3	
Kimble	3	5	0	0	2	2	1	3	4	2	8	0	0	2	1	23	
TEAM													1	1			
Totals	25	55	7	21	12	15	5	26	31	8	69	15	8	6	4	200	

TOTAL FG% 1st Half: 10-25 40.0% 2nd Half: 15-30 50.0% Game: 45.5% DEADBALL
 3-Pt. FG% 1st Half: 5-13 38.5% 2nd Half: 6-13 46.2% Game: 33.3% REBOUNDS
 F Throw % 1st Half: 7-7 100% 2nd Half: 5-8 62.5% Game: 80.0% 1

Officials: Lonnie Dixon, Bobby Jacobs, Mike Reed
 Technical fouls: San Jose State-None. UTEP-None.
 Attendance: 12,000

Score by Periods	1st	2nd	Total
San Jose State	29	36	65
UTEP	32	37	69

UTEP 60, SMU 55

Jan. 27, 2005 • Dallas, Texas • Moody Coliseum

UTEP	tot-fg	3-pt	rebounds			pf	tp	a	blk	s	min						
Player	fg	fga	fg	fga	ft	fta	of	de	tot	tp	a	blk	s	min			
Williams	f	1	5	1	3	0	0	2	4	6	2	3	5	3	0	3	36
St. Amant	g	2	3	1	2	0	1	0	0	0	1	5	0	3	0	1	37
Rivera	g	3	7	3	6	4	4	0	1	1	13	9	2	0	1	37	
Thomas	f	9	18	0	0	4	6	4	5	9	3	22	3	1	0	2	37
Tofi	c	2	5	0	1	2	1	4	5	2	5	0	1	2	0	21	
Ayala	4	9	3	8	0	0	1	0	1	0	2	11	0	0	0	31	
Kimble	0	2	0	0	1	2	1	1	2	4	1	0	1	1	0	21	
TEAM													2	2			
Totals	21	49	8	19	10	15	11	26	31	14	60	17	11	3	8	200	

TOTAL FG% 1st Half: 12-28 42.9% 2nd Half: 9-21 42.9% Game: 42.9% DEADBALL
 3-Pt. FG% 1st Half: 6-10 60.0% 2nd Half: 2-9 22.2% Game: 42.1% REBOUNDS
 F Throw % 1st Half: 6-10 60.0% 2nd Half: 10-14 71.4% Game: 66.7% 2

SMU	tot-fg	3-pt	rebounds			pf	tp	a	blk	s	min						
Player	fg	fga	fg	fga	ft	fta	of	de	tot	tp	a	blk	s	min			
Castro	f	7	12	0	0	0	5	6	5	11	3	14	2	5	1	1	38
Pearson	f	9	13	0	2	1	2	5	3	8	3	19	0	3	0	2	38
Isham	g	0	5	0	3	2	2	0	0	0	3	2	4	0	1	0	26
Killen	g	0	1	0	1	0	0	0	0	0	4	0	3	1	0	0	29
Roberts	g	4	11	0	1	0	0	4	4	1	8	4	2	0	0	0	34
Ritter	1	1	0	0	0	0	2	2	0	2	0	0	0	0	0	8	
Simpson	5	8	0	0	1	2	4	6	2	10	2	1	2	0	0	26	
Ofoegbu	0	0	0	0	0	0	1	1	0	0	0	0	0	0	0	1	
TEAM													1	1			
Totals	26	51	0	7	3	10	13	20	33	16	55	15	12	4	3	200	

TOTAL FG% 1st Half: 13-29 44.8% 2nd Half: 13-22 59.1% Game: 51.0% DEADBALL
 3-Pt. FG% 1st Half: 0-5 0.0% 2nd Half: 0-2 0.0% Game: 0.0% REBOUNDS
 F Throw % 1st Half: 3-6 50.0% 2nd Half: 0-4 0.0% Game: 30.0% 4

Officials: Scott Thornley, Mike Littlewood, Tom Eades
 Technical fouls: UTEP-None. SMU Mustangs-None.
 Attendance: 3,736

Score by Periods	1st	2nd	Total
UTEP	30	30	60
SMU	29	26	55

Louisiana Tech 80, UTEP 65

Jan. 29, 2005 • Ruston, La. • Thomas Assembly Center

UTEP	tot-fg	3-pt	rebounds			pf	tp	a	blk	s	min						
Player	fg	fga	fg	fga	ft	fta	of	de	tot	tp	a	blk	s	min			
Thomas	f	8	14	0	2	7	8	3	2	5	3	23	0	3	1	0	38
Tofi	f	4	5	0	0	0	3	4	7	4	8	1	1	0	0	23	
Williams	g	7	15	1	3	0	0	3	2	5	15	5	0	0	2	36	
St. Amant	g	1	7	0	4	0	2	2	1	3	3	2	1	2	0	1	25
Rivera	g	2	9	1	4	0	0	1	2	3	5	7	1	0	0	2	29
Davis	0	0	0	0	0	0	0	1	1	0	0	0	0	0	0	1	
Ayala	2	11	2	11	4	5	0	5	5	1	10	2	3	1	0	29	
Kimble	1	4	0	0	0	0	0	2	2	4	2	0	2	0	0	19	
TEAM													2	4	6		
Totals	25	65	4	24	11	15	14	23	37	25	65	16	12	2	5	200	

TOTAL FG% 1st Half: 12-30 40.0% 2nd Half: 13-35 37.1% Game: 38.5% DEADBALL
 3-Pt. FG% 1st Half: 3-10 30.0% 2nd Half: 1-14 7.1% Game: 16.7% REBOUNDS
 F Throw % 1st Half: 4-5 80.0% 2nd Half: 7-10 70.0% Game: 73.3% 2

La Tech	tot-fg	3-pt	rebounds			pf	tp	a	blk	s	min						
Player	fg	fga	fg	fga	ft	fta	of	de	tot	tp	a	blk	s	min			
Millsap	f	6	10	0	0	8	12	6	10	16	3	20	0	0	6	0	40
Powell	f	6	14	2	4	3	4	2	2	4	5	17	0	1	0	0	31
Allick	g	5	14	3	8	10	13	0	4	4	3	23	4	3	0	2	36
Haskins	g	4	6	0	0	6	8	0	5	5	3	14	5	5	0	3	40
Dean	g	2	6	2	2	0	0	1	3	4	0	6	2	2	0	1	36
Wilds	0	1	0	0	0	0	0	0	2	2	2	0	0	0	0	8	
Thompson	0	3	0	2	0	0	0	0	0	0	0	0	0	0	0	9	
TEAM													2	2	4		
Totals	23	54	7	16	27	37	11	28	39	16	80	11	11	6	6	200	

TOTAL FG% 1st Half: 11-28 39.3% 2nd Half: 12-26 46.2% Game: 42.6% DEADBALL
 3-Pt. FG% 1st Half: 3-10 30.0% 2nd Half: 5-8 62.5% Game: 43.8% REBOUNDS
 F Throw % 1st Half: 5-7 71.4% 2nd Half: 22-30 73.3% Game: 73.0% 7

Officials: Danny Hooker, Don Daily, Pete Ranucci
 Technical fouls: UTEP-Rivera, Filiberto; TEAM. Louisiana Tech-None.
 Attendance: 3,057

Score by Periods	1st	2nd	Total
UTEP	31	34	65
Louisiana Tech	29	51	80

Tulsa 65, UTEP 54

Feb. 3, 2005 • Tulsa, Okla. • Donald W. Reynolds Center

UTEP	tot-fg	3-pt	rebounds			pf	tp	a	blk	s	min						
Player	fg	fga	fg	fga	ft	fta	of	de	tot	tp	a	blk	s	min			
Williams	f	3	10	1	5	1	2	1	2	3	8	3	4	0	1	38	
Thomas	f	4	11	0	2	5	10	1	5	6	1	13	1	5	1	3	36
Tofi	f	2	6	0	0	2	2	5	4	9	3	6	0	1	0	0	26
St. Amant	g	0	5	0	2	0	0	0	3	3	0	0	0	2	0	0	13
Rivera	g	6	13	2	8	3	5	0	4	4	1	17	7	3	0	3	36
Davis	0	0	0	0	0	0	1	1	2	0	0	0	0	1	0	0	3
Ayala	3	7	2	4	2	2	1	5	6	5	10	0	1	0	1	30	
Branch	0	3	0	1	0	0	0	0	0	1	0	0	0	0	0	4	
Kimble	0	0	0	0	0	0	0	2	2	4	0	0	0	1	0	14	
TEAM													2	1	3		
Totals	18	55	5	22	13	21	11	26									

2004-05 Box Scores

Nevada 62, UTEP 60

Feb. 12, 2005 • El Paso, Texas • Haskins Center

Nevada	tot-fg		3-pt	rebounds			pf	tp	a	to	blk	s	min				
	fg	fga		ft	fta	of de tot											
Player	fg	fga	fg	fga	ft	fta	of de tot	pf	tp	a	to	blk	s	min			
Pinkney	f	3	8	0	0	4	6	1	6	7	2	10	3	1	2	2	36
Fazekas	f	5	8	1	2	4	4	0	8	8	2	15	0	4	2	2	30
Washington	f	1	1	0	0	0	0	0	1	1	3	2	0	1	0	0	7
Shiloh	g	0	3	0	2	0	0	0	1	1	5	0	5	2	0	2	24
Sessions	g	4	10	1	2	4	1	2	3	4	11	2	5	0	1	36	
Charlo	4	10	3	4	3	5	0	2	2	2	14	2	2	0	1	36	
Taylor	3	3	2	2	0	0	1	0	1	1	8	0	1	0	0	17	
Bell	1	1	0	0	0	0	2	1	3	2	2	0	0	2	0	14	
Team							1	3	4								
Totals	21	44	7	11	13	19	6	24	30	21	62	12	16	6	8	200	

TOTAL FG% 1st Half: 10-22 45.5% 2nd Half: 11-22 50.0% Game: 47.7% DEADBALL
 3-PT. FG% 1st Half: 3-6 50.0% 2nd Half: 4-5 80.0% Game: 63.6% REBOUNDS
 F Throw % 1st Half: 10-15 66.7% 2nd Half: 3-4 75.0% Game: 68.4% 4

UTEP	tot-fg		3-pt	rebounds			pf	tp	a	to	blk	s	min			
	fg	fga		ft	fta	of de tot										
Player	fg	fga	fg	fga	ft	fta	of de tot	pf	tp	a	to	blk	s	min		
Williams	f	4	10	0	1	4	5	4	6	10	1	12	3	6	0	33
Thomas	f	6	16	1	3	0	1	2	2	4	4	13	0	2	1	11
Tofi	c	2	5	0	0	0	2	2	4	5	4	0	0	1	1	10
Ayala	g	1	5	0	4	3	3	0	0	0	2	5	1	1	1	31
Rivera	g	4	12	1	3	9	0	2	2	1	18	6	2	0	0	34
St. Amant	2	2	1	1	0	0	0	1	1	0	5	1	0	0	0	16
Gehrke	1	1	1	1	0	0	1	5	6	3	3	0	2	1	2	30
Kimble	0	3	0	0	0	0	1	1	0	0	0	0	0	0	0	9
TEAM							2	2								
Totals	20	54	4	13	16	18	11	19	30	16	60	11	13	4	8	200

TOTAL FG% 1st Half: 11-26 42.3% 2nd Half: 9-28 32.1% Game: 37.0% DEADBALL
 3-PT. FG% 1st Half: 3-5 60.0% 2nd Half: 1-8 12.5% Game: 30.8% REBOUNDS
 F Throw % 1st Half: 9-10 90.0% 2nd Half: 7-8 87.5% Game: 88.9% 1

Officials: Paul Kaster, Winston Slith, Jimmie Flores

Technical fouls: Nevada-Washington, Jermaine. UTEP-Thomas, Omar.

Attendance: 12,000

Score by Periods

	1st	2nd	Total
Nevada	33	29	62
UTEP	34	26	60

UTEP 70, San Jose State 62

Feb. 16, 2005 • San Jose, Calif. • The Event Center

UTEP	tot-fg		3-pt	rebounds			pf	tp	a	to	blk	s	min				
	fg	fga		ft	fta	of de tot											
Player	fg	fga	fg	fga	ft	fta	of de tot	pf	tp	a	to	blk	s	min			
Williams	f	3	11	0	1	0	0	4	5	1	6	4	1	0	1	34	
Gehrke	f	1	2	0	1	0	0	0	1	3	2	2	1	1	0	18	
Tofi	c	3	9	0	0	2	3	5	6	11	2	8	2	2	1	0	30
Ayala	g	3	8	3	6	3	1	1	2	2	0	12	0	0	0	23	
Rivera	g	8	14	2	6	3	4	0	2	2	0	21	3	0	1	39	
Murphy	0	1	0	1	0	0	0	0	0	0	0	0	0	0	0	4	
St. Amant	1	5	0	3	0	0	0	0	0	1	2	0	0	0	1	16	
Thomas	7	10	1	1	4	4	2	5	7	0	19	2	0	0	0	20	
Kimble	0	0	0	0	0	1	0	0	0	2	0	0	1	0	0	6	
TEAM							2	2									
Totals	26	60	6	19	12	15	11	19	30	11	70	13	5	3	11	200	

TOTAL FG% 1st Half: 10-27 37.0% 2nd Half: 16-33 48.5% Game: 43.3% DEADBALL
 3-PT. FG% 1st Half: 5-14 35.7% 2nd Half: 1-5 20.0% Game: 31.6% REBOUNDS
 F Throw % 1st Half: 5-8 62.5% 2nd Half: 7-7 100% Game: 80.0% 1

SJSU	tot-fg		3-pt	rebounds			pf	tp	a	to	blk	s	min				
	fg	fga		ft	fta	of de tot											
Player	fg	fga	fg	fga	ft	fta	of de tot	pf	tp	a	to	blk	s	min			
Elam	f	3	6	2	3	1	1	0	4	4	3	9	7	3	1	0	36
Chandler	f	8	14	1	2	2	2	0	7	7	1	19	2	3	0	0	40
Misko	c	2	3	0	0	0	1	0	1	0	4	1	2	0	1	0	22
Watson	g	1	5	1	3	0	0	0	2	2	3	3	0	0	0	0	26
Bloom	g	4	7	4	5	0	0	2	2	0	12	2	1	0	1	30	
Gardner	0	0	0	0	0	0	0	0	0	0	0	0	0	0	0	0	
Guilbeaux	4	5	0	0	2	2	4	3	7	3	10	2	1	1	0	20	
McFadden	2	9	1	5	0	0	3	3	2	5	2	3	0	0	0	26	
TEAM							1	3	4								
Totals	24	49	9	18	5	5	6	24	30	16	62	19	14	2	2	200	

TOTAL FG% 1st Half: 13-25 52.0% 2nd Half: 11-24 45.8% Game: 49.0% DEADBALL
 3-PT. FG% 1st Half: 6-10 60.0% 2nd Half: 3-8 37.5% Game: 50.0% REBOUNDS
 F Throw % 1st Half: 4-4 100% 2nd Half: 1-1 100% Game: 100% 0,1

Officials: Charlie Range, Martin Cota, Mike Reed

Technical fouls: UTEP-None. San Jose State-None.

Attendance: 1,366

Score by Periods

	1st	2nd	Total
UTEP	30	40	70
San Jose State	36	26	62

Pacific 73, UTEP 66

Feb. 19, 2005 • Stockton, Calif. • Spanos Center

UTEP	tot-fg		3-pt	rebounds			pf	tp	a	to	blk	s	min				
	fg	fga		ft	fta	of de tot											
Player	fg	fga	fg	fga	ft	fta <td>of de tot</td> <td>pf</td> <td>tp</td> <td>a</td> <td>to</td> <td>blk</td> <td>s</td> <td>min</td>	of de tot	pf	tp	a	to	blk	s	min			
Williams	f	4	11	0	2	2	3	0	3	3	1	10	2	1	0	2	38
Thomas	f	9	21	0	0	3	4	8	4	12	2	21	0	2	0	1	31
Tofi	c	5	8	0	0	2	3	4	8	12	3	12	2	2	0	0	33
Ayala	g	1	5	1	5	0	0	0	0	0	3	3	2	1	0	0	22
Rivera	g	4	12	2	6	1	1	0	2	2	3	11	5	2	0	1	38
St. Amant	2	5	0	0	1	1	0	0	0	1	5	0	0	0	1	22	
Gehrke	2	2	0	0	0	0	0	2	2	4	4	1	1	0	0	12	
Kimble	0	1	0	0	0	0	0	0	0	0	0	0	0	0	0	4	
TEAM							2	1	3								
Totals	27	65	3	13	9	12	14	20	34	17	66	11	9	2	5	200	

TOTAL FG% 1st Half: 11-34 32.4% 2nd Half: 16-31 51.6% Game: 41.5% DEADBALL
 3-PT. FG% 1st Half: 1-7 14.3% 2nd Half: 2-6 33.3% Game: 23.1% REBOUNDS
 F Throw % 1st Half: 1-3 33.3% 2nd Half: 8-9 88.9% Game: 75.0% 1

Pacific	tot-fg		3-pt	rebounds			pf	tp	a	to	blk	s	min				
	fg	fga		ft	fta	of de tot											
Player	fg	fga	fg	fga	ft	fta	of de tot	pf	tp	a	to	blk	s	min			
Korajic	f	2	4	0	1	0	0	4	4	4	4	0	1	1	0	35	
Maraker	f	5	9	0	1	0	0	3	6	9	3	10	1	4	1	23	
Yango	c	5	13	0	0	3	4	3	4	7	3	13	0	2	2	0	30
Mihalovic	g	2	4	1	2	2	1	1	2	2	7	3	0	0	1	28	
Doublay	g	5	10	2	6	9	0	3	3	0	21	1	2	0	1	36	
Gray	0	1	0	0	0	0	0	0	0	0	0	0	0	0	0	6	
Webb	2	6	0	2	0	0	0	0	0	0	4	0	0	0	0	11	
Kemper	2	4	1	2	0	0	2	3	5	1	5	0	0	3	0	12	
Newton	4	5	1	1	0	0	1	2	3	4	9	1	3	0	1	18	
White	0	0	0	0	0	0	0	0	0	0	0	0	0	0	0	1	
TEAM							3	3									
Totals	27	56	5	15	14	16	10	26	36	17	73	7	12	7	4	200	

TOTAL FG% 1st Half: 13-32 40.6% 2nd Half: 14-24 58.3% Game: 48.2% DEADBALL
 3-PT. FG% 1st Half: 3-9 33.3% 2nd Half: 2-6 33.3% Game: 33.3% REBOUNDS
 F Throw % 1st Half: 4-4 100% 2nd Half: 10-12 83.3% Game: 87.5% 1

Officials: Paul Kaster, Terry Christman, Winston Slith

Technical fouls: UTEP-None. Pacific-None.

2004-05 Box Scores

UTEP 78, Boise State 64

March 5, 2005 • El Paso, Texas • Haskins Center

BSU	tot-fg		3-pt		rebounds		pf	tp	a	to	blk	s	min				
	fg	fga	fg	fga	ft	fta											
Player	fg	fga	fg	fga	ft	fta	of	de	tot	pf	tp	a	to	blk	s	min	
Banks	f	3	5	0	0	1	1	1	4	5	4	7	1	1	0	2	17
Ellis	f	2	7	0	0	0	8	6	14	3	4	5	3	2	1	28	
Lane	g	6	15	3	9	2	2	1	4	5	3	17	4	2	1	35	
Karl	g	3	9	3	9	2	2	0	1	1	5	11	3	6	1	0	28
Blackburn	g	7	11	2	4	0	0	1	2	3	1	16	1	3	0	1	24
Robinson	g	3	8	0	0	0	0	1	2	3	2	6	0	1	0	1	18
Thompson	g	0	1	0	1	0	0	0	0	0	1	0	0	1	0	1	8
Lloyd	g	0	2	0	0	0	0	1	4	5	1	0	0	1	0	1	12
Harris	g	1	4	1	3	0	0	0	1	1	0	3	2	1	0	0	26
Green	g	0	0	0	0	0	0	0	0	0	0	1	0	0	0	0	4
Totals	25	62	9	26	5	5	13	24	37	21	64	16	19	4	9	200	

Totals FG%	1st Half: 7-27 25.9%	2nd Half: 18-35 51.4%	Game: 40.3%	DEADBALL
3-Pt. FG%	1st Half: 3-10 30.0%	2nd Half: 6-16 37.5%	Game: 34.6%	REBOUNDS
F Throw %	1st Half: 2-2 100%	2nd Half: 3-3 100%	Game: 100%	0

UTEP	tot-fg		3-pt		rebounds		pf	tp	a	to	blk	s	min				
	fg	fga	fg	fga	ft	fta											
Player	fg	fga	fg	fga	ft	fta	of	de	tot	pf	tp	a	to	blk	s	min	
Williams	f	4	5	2	3	5	6	1	5	6	2	15	1	5	0	4	36
Thomas	f	9	18	1	1	3	3	4	8	12	1	22	0	2	0	6	36
Tofi	c	2	5	0	0	3	3	1	4	5	1	7	2	2	1	0	23
St. Amant	g	2	8	1	7	1	2	0	1	0	2	6	2	1	0	1	27
Rivera	g	4	9	1	3	5	6	0	3	3	2	14	9	3	0	1	31
Murphy	g	0	0	0	0	0	0	0	0	0	0	0	0	0	0	0	0
Davis	g	0	0	0	0	0	0	0	0	0	0	0	0	0	0	0	0
Ayala	g	1	5	1	5	0	0	0	1	1	0	3	2	1	0	0	25
Gehrke	g	1	2	0	0	0	1	0	1	1	1	2	0	0	0	0	7
Branch	g	1	1	0	0	0	0	0	0	0	0	2	0	0	0	0	1
Kimble	g	3	4	0	0	1	2	3	2	5	1	7	0	0	0	0	14
TEAM																	
Totals	27	57	6	19	18	23	10	24	34	11	78	17	14	1	12	200	

Totals FG%	1st Half: 17-35 48.6%	2nd Half: 10-22 45.5%	Game: 47.4%	DEADBALL
3-Pt. FG%	1st Half: 4-12 33.3%	2nd Half: 2-7 28.6%	Game: 31.6%	REBOUNDS
F Throw %	1st Half: 5-7 71.4%	2nd Half: 13-16 81.3%	Game: 78.3%	1

Officials: Bob Silov, Jon Stigliano, Brian Sorenson

Technical fouls: Boise State-None. UTEP-TEAM.

Attendance: 12,000

Score by Periods	1st	2nd	Total
Boise State	19	45	64
UTEP	43	35	78

UTEP 80, Hawaii 62

March 10, 2005 • Reno, Nev. • Lawlor Events Center

Hawaii	tot-fg		3-pt		rebounds		pf	tp	a	to	blk	s	min				
	fg	fga	fg	fga	ft	fta											
Player	fg	fga	fg	fga	ft	fta	of	de	tot	pf	tp	a	to	blk	s	min	
Blacklett	f	3	6	0	0	0	0	1	0	1	3	6	0	1	0	1	21
Sensley	f	4	12	0	3	5	6	0	4	4	3	13	2	1	2	36	
Botez	c	1	3	0	0	2	2	1	1	2	2	4	1	1	0	1	31
Gibson	g	4	11	0	4	1	2	0	1	1	3	9	3	3	0	0	21
Sottos	g	2	7	1	3	2	2	1	4	5	1	7	5	1	0	0	24
Gipson	g	0	0	0	0	2	0	2	2	4	0	1	2	0	1	1	10
Zivanovic	g	0	0	0	0	0	0	0	0	0	0	0	0	0	0	0	5
Peculikas	g	3	5	0	2	0	0	0	3	3	1	6	2	1	0	0	14
Tatum	g	2	3	0	1	0	2	1	0	1	1	4	2	3	0	0	21
Nash	g	4	5	4	4	1	3	1	2	3	1	13	1	0	0	0	17
TEAM																	
Totals	23	52	5	17	11	19	7	19	26	19	62	17	14	1	5	200	

Totals FG%	1st Half: 13-27 48.1%	2nd Half: 10-25 40.0%	Game: 44.2%	DEADBALL
3-Pt. FG%	1st Half: 2-8 25.0%	2nd Half: 3-9 33.3%	Game: 29.4%	REBOUNDS
F Throw %	1st Half: 5-10 50.0%	2nd Half: 6-9 66.7%	Game: 57.9%	4

UTEP	tot-fg		3-pt		rebounds		pf	tp	a	to	blk	s	min				
	fg	fga	fg	fga	ft	fta											
Player	fg	fga <td>fg</td> <td>fga <td>ft</td> <td>fta</td> <td>of</td> <td>de</td> <td>tot</td> <td>pf</td> <td>tp</td> <td>a</td> <td>to</td> <td>blk</td> <td>s</td> <td>min</td> </td>	fg	fga <td>ft</td> <td>fta</td> <td>of</td> <td>de</td> <td>tot</td> <td>pf</td> <td>tp</td> <td>a</td> <td>to</td> <td>blk</td> <td>s</td> <td>min</td>	ft	fta	of	de	tot	pf	tp	a	to	blk	s	min	
Williams	f	6	11	3	4	3	4	3	4	7	3	18	0	1	1	2	34
St. Amant	g	0	3	0	3	4	0	2	2	1	4	4	0	0	0	1	22
Rivera	g	7	10	0	2	5	1	4	5	0	19	5	3	0	0	1	33
Thomas	f	7	14	1	2	6	5	3	8	1	21	0	1	0	1	36	
Tofi	c	1	7	0	0	0	3	3	6	4	2	0	3	2	1	21	
Murphy	g	0	0	0	0	0	0	0	0	0	2	0	1	0	0	2	
Davis	g	0	0	0	0	0	0	0	0	0	0	0	0	0	0	2	
Ayala	g	3	7	2	3	2	2	2	2	10	2	2	0	1	0	25	
Gehrke	g	0	2	0	0	0	0	1	1	1	0	0	0	2	0	6	
Carr	g	0	0	0	0	0	0	0	0	0	0	0	0	0	0	2	
Branch	g	2	2	0	0	0	0	0	0	0	1	4	0	0	0	1	2
Kimble	g	1	2	0	0	0	1	0	4	3	2	0	3	0	1	15	
TEAM																	
Totals	27	58	6	14	20	22	14	26	40	18	80	13	14	5	9	200	

Totals FG%	1st Half: 15-32 46.9%	2nd Half: 12-26 46.2%	Game: 46.6%	DEADBALL
3-Pt. FG%	1st Half: 6-10 60.0%	2nd Half: 0-4 0.0%	Game: 42.9%	REBOUNDS
F Throw %	1st Half: 9-9 100%	2nd Half: 11-13 84.6%	Game: 90.9%	0

Officials: Bill Kennedy, Rick Batsell, Randy Heimerman

Technical fouls: Hawai'i-None. UTEP-Branch, Stanley.

Attendance: 1,909

Score by Periods	1st	2nd	Total
Hawai'i	33	29	62
UTEP	45	35	80

UTEP 85, Rice 77

March 11, 2005 • Reno, Nev. • Lawlor Events Center

Rice	tot-fg		3-pt		rebounds		pf	tp	a	to	blk	s	min				
	fg	fga	fg	fga	ft	fta											
Player	fg	fga <td>fg</td> <td>fga <td>ft</td> <td>fta <td>of</td> <td>de</td> <td>tot</td> <td>pf</td> <td>tp</td> <td>a</td> <td>to</td> <td>blk</td> <td>s</td> <td>min</td> </td></td>	fg	fga <td>ft</td> <td>fta <td>of</td> <td>de</td> <td>tot</td> <td>pf</td> <td>tp</td> <td>a</td> <td>to</td> <td>blk</td> <td>s</td> <td>min</td> </td>	ft	fta <td>of</td> <td>de</td> <td>tot</td> <td>pf</td> <td>tp</td> <td>a</td> <td>to</td> <td>blk</td> <td>s</td> <td>min</td>	of	de	tot	pf	tp	a	to	blk	s	min	
Harris	f	7	13	2	4	3	3	4	10	14	4	19	1	4	1	1	37
Harrison	f	5	9	1	3	0	0	0	1	1	5	11	0	1	1	1	25
Gillespie	g	2	3	2	3	0	0	0	1	1	6	1	0	0	0	0	20
McKrieth	g	6	10	0	1	5	6	2	4	6	1	17	6	5	1	1	37
Chancellor	g	0	0	0	0	0	0	0	1	1	3	0	1	0	0	13	
Williams	g	3	7	0	0	0	0	2	2	0	6	5	3	0	1	26	
Packevicius	g	1	1	0	0	1	4	0	0	0	5	3	1	0	1	11	
Okrzesik	g	0	1	0	1	0	0	0	0	0	0	0	0	0	0	3	
Almond	g	5	9	0	2	3	3	1	2	3	0	13	1	3	0	0	16
Moore	g	0	0	0	0	2	2	0	3	3	0	2	0	0	0	0	6
Britton	g	0	0	0	0	0	1	1	2	2	0	0	0	0	0	0	6
TEAM																	
Totals	29	53	5	14	14	18	8	27	35	21	77	16					

State Farm Sun Bowl Tournament



2005 Tournament Schedule

Tuesday, Dec. 27, 2005

UTEP vs. Mississippi Valley State 7:00 PM
Colgate vs. Georgetown 9:00 PM

Wednesday, Dec. 28, 2005

Consolation 5:30 PM
Championship 7:30 PM

Tournament History

NOTE: The tournament was named the Sun Carnival Basketball Tournament from 1961-63; the Sun Bowl Basketball Tournament from 1964-76; the Sun Bowl Basketball Classic from 1977-85; the John Hancock Sun Bowl Classic from 1986-88; the Sun Carnival Basketball Classic from 1989-90; the Sierra Medical Sun Carnival Basketball Classic from 1991-92; the Sierra Medical Center Sun Classic from 1993-96; the Sierra Providence SunClassic Basketball Tournament from 1997-2003; and the State Farm Sun Bowl Basketball Tournament beginning in 2004.

1961
UTEP 70, Baylor 46
New Mexico 80, New Mexico State 76 (2 OT)
New Mexico State 67, Baylor 54 (3rd)
UTEP 73, New Mexico 55 (1st)
All-Tournament: Brown, UTEP; Richardson, UTEP; Vaughn, UTEP; Knighton, New Mexico State; Ward, New Mexico State; McKay, New Mexico State; Barritt, Baylor

1962
UTEP 77, Tennessee 57
Texas 63, Denver 52
Tennessee 59, Denver 58 (3rd)
UTEP 46, Texas 40 (1st)
All-Tournament: Richardson, UTEP; Barnes, UTEP; Lesley, UTEP; Humphrey, Texas; Schultz, Tennessee

1963
Denver 70, Baylor 51
UTEP 76, Clemson 55
Baylor 73, Clemson 71 (3rd)
UTEP 53, Denver 42 (1st)
All-Tournament: Barnes, UTEP; Stoglin, UTEP; Brennan, Clemson; Mixson, Denver; Henderson, Denver

1964
New Mexico 76, TCU 58
UTEP 56, William & Mary 50
TCU 76, William & Mary 71 (3rd)
New Mexico 55, UTEP 47 (1st)
All-Tournament: Daniels, New Mexico; Ellis, New Mexico; Artis, New Mexico; Stoglin, UTEP; Pomeroy, William & Mary; Kreis, TCU

1965
UTEP 93, Loyola-New Orleans 56
Iowa 77, Arkansas 75
Arkansas 67, Loyola-New Orleans 57 (3rd)
UTEP 86, Iowa 68 (1st)
All-Tournament: Artis, UTEP; Shed, UTEP; Sugg, Arkansas; Rosseau, Arkansas

1966
Southern Illinois 59, UTEP 54
SMU 84, Drake 81 (2OT)
UTEP 66, Drake 47 (3rd)
SMU 66, Southern Illinois 64 (1st)
All-Tournament: Holman, SMU; Phillips, SMU; Frazier, Southern Illinois; Worsley, UTEP; Shed, UTEP; McCarter, Drake

1967
UTEP 70, Maryland 53
San Francisco 71, Southern Illinois 55
Southern Illinois 73, Maryland 52 (OT) (3rd)
UTEP 81, San Francisco 61 (1st)
All-Tournament: Worsley, UTEP; Archibald, UTEP; Garrett, Southern Illinois; Wilmore, San Francisco; Black, San Francisco

1968
UTEP 75, Georgia Tech 71
Loyola-Chicago 93, Oklahoma City 82
Oklahoma City 59, Georgia Tech 57 (3rd)
UTEP 97, Loyola-Chicago 70 (1st)
All-Tournament: ARCHIBALD, UTEP; Switzer, UTEP; Yankus, Georgia Tech; Travis, Oklahoma City; Robertson, Loyola-Chicago

1969
Missouri 81, Texas A&M 79
UTEP 90, Clemson 82
Texas A&M 78, Clemson 63 (3rd)
UTEP 98, Missouri 79 (1st)
All-Tournament: ARCHIBALD, UTEP; Gibbs, UTEP; Cooksey, Texas A&M; Zatezalo, Clemson; Franks, Missouri

1970
USC 94, Florida State 85
UTEP 54, Miami (Ohio) 53
Miami (Ohio) 67, Florida State 64 (3rd)
USC 65, UTEP 63 (1st)
All-Tournament: RILEY, USC; Layton, USC; Gibbs, UTEP; Roberts, Miami (Ohio); King, Florida State

1971
UTEP 77, Loyola-Chicago 54
Memphis State 82, San Francisco 77
San Francisco 87, Loyola-Chicago 73 (3rd)
UTEP 85, Memphis State 79 (1st)
All-Tournament: ENGLISH, UTEP; Martin, Loyola-Chicago; Robinson, Memphis State; Restani, San Francisco; Brakes, UTEP

1972
UTEP 71, SMU 55
Indiana 75, Houston 72
Houston 115, SMU 102 (3rd)
UTEP 74, Indiana 65 (1st)
All-Tournament: BREWSTER, UTEP; Bailey, UTEP; Ritter, Indiana; Dunbar, Houston; Terrell, SMU

1973
UTEP 68, Auburn 56
Evansville 100, Lamar 76
Auburn 88, Lamar 78 (3rd)
UTEP 60, Evansville 57 (1st)
All-Tournament: BAILEY, UTEP; Brewster, UTEP; Graves, Evansville; Bromley, Lamar; Johnson, Auburn

1974
Texas A&M 67, Northwestern 55
UTEP 72, Miami (Ohio) 66
Miami (Ohio) 89, Northwestern 88 (OT) (3rd)
UTEP 71, Texas A&M 69 (1st)
All-Tournament: BREWSTER, UTEP; McKinney, Northwestern; Goodyear, Miami (Ohio); Draper, UTEP; Parker, Texas A&M

1975
SMU 87, Auburn 84
UTEP 77, Tulsa 67
Auburn 92, Tulsa 74 (3rd)
UTEP 82, SMU 53 (1st)
All-Tournament: BREWSTER, UTEP; Poole, UTEP; Jones, UTEP; Terrell, SMU; Redding, Auburn; Johnson, Auburn

1976
Missouri 87, USC 77
UTEP 70, Baylor 64
Baylor 84, USC 83 (3rd)
Missouri 83, UTEP 60 (1st)
All-Tournament: SIMS, MISSOURI; Anderson, Missouri; Kennedy, Missouri; Pauling, UTEP; Spicer, Baylor; White, USC

1977
Memphis State 71, UTEP 65
Army 57, Kansas State 55
UTEP 67, Kansas State 63 (OT) (3rd)
Memphis State 77, Army 76 (OT) (1st)
All-Tournament: WINTON, ARMY; Bradley, Memphis State; Wright, Memphis State; Fuller, UTEP; Evans, Kansas State

UTEP in the SunClassic

Appearances: 44

Championships: 26

Appearances in title game: 37

Overall Record: 68-20

SunClassic record in the Don Haskins Center: 40-16

Last championship: 2004

Most consecutive titles: 5 (1971-75)

Most consecutive appearances in title game: 10 (1967-76)

Most consecutive seasons without a title game appearance: 2 (1977-78)

Years without a win: 2 (1978, 2002)

Most points scored in a SunClassic game: 101 vs. Jackson State (12/27/00)

Fewest points scored in a SunClassic game: 41 vs. Villanova (12/29/80)

Biggest SunClassic win: 42 points (96-54) vs. Cleveland State, 12/29/88

Biggest SunClassic loss: 23 points (83-60) vs. Missouri, 12/18/76

SunClassic record by decade:

1960s	16-2	.889
1970s	15-5	.750
1980s	16-4	.800
1990s	14-6	.700
2000s	7-3	.700
Totals	68-20	.773

State Farm Sun Bowl Tournament

1978

Clemson 68, UTEP 57
Texas Tech 87, Michigan 85
Michigan 60, UTEP 54 (3rd)
Clemson 58, Texas Tech 57 (1st)
All-Tournament: HUBBARD, MICHIGAN; Nance, Clemson; Hill, Texas Tech; Hutson, Texas Tech; Hardy, Michigan; Burns, UTEP

1979

St. Louis 83, Alabama 75
UTEP 78, Houston 65
Houston 83, Alabama 75 (3rd)
UTEP 76, St. Louis 66 (1st)
All-Tournament: BURNS, UTEP; Wilson, UTEP; Williams, Houston; Phillips, Alabama; Burns, St. Louis

1980

UTEP 62, Miami (Ohio) 56
Villanova 93, San Francisco 66
San Francisco 65, Miami (Ohio) 60 (3rd)
Villanova 43, UTEP 41 (1st)
All-Tournament: BURNS, UTEP; Pinone, Villanova; Hegwood, San Francisco; Watkins, Miami (Ohio); White, UTEP; Amie, UTEP

1981

UTEP 73, Georgia Tech 44
Texas A&M 80, Oklahoma State 72
Oklahoma State 59, Georgia Tech 57 (3rd)
UTEP 60, Texas A&M 40 (1st)
All-Tournament: REYNOLDS, UTEP; Steppe, Georgia Tech; Clark, Oklahoma State; Naulls, Texas A&M; Riley, Texas A&M; Walker, UTEP

1982

SMU 74, UTEP 66
Kansas State 60, Clemson 54
UTEP 69, Clemson 59 (3rd)
SMU 53, Kansas State 50 (1st)
All-Tournament: WRIGHT, SMU; Jones, Clemson; Goodwin, UTEP; Galvao, Kansas State; Marshall, Kansas State; Davis, SMU

1983

UTEP 72, Michigan 71
Arizona 51, Texas Tech 49 (OT)
Texas Tech 59, Michigan 58 (3rd)
UTEP 51, Arizona 49 (OT) (1st)
All-Tournament: REYNOLDS, UTEP; Goodwin, UTEP; McCormick, Michigan; Jennings, Texas Tech; Williams, Arizona; Smith, Arizona

1984

UTEP 90, Wake Forest 75
Purdue 77, Mississippi State 46
Wake Forest 67, Mississippi State 65 (3rd)
Purdue 74, UTEP 65 (1st)
All-Tournament: REID, PURDUE; Rudd, Wake Forest; Goodwin, UTEP; Smith, UTEP; Robinson, Mississippi State; Bullock, Purdue

1985

UTEP 58, Ohio State 57
Alabama 78, Nebraska 61
Nebraska 69, Ohio State 66 (3rd)
UTEP 74, Alabama 62 (1st)
All-Tournament: SMITH, UTEP; Jackson, UTEP; Johnson, Alabama; Farmer, Alabama; Hoppen, Nebraska; Sellers, Ohio State

1986

UTEP 76, Texas 51
Auburn 89, Iowa State 87
Iowa State 58, Texas 57 (3rd)
UTEP 87, Auburn 82 (1st)
All-Tournament: JACKSON, UTEP; Fairs, Texas; Schafer, Iowa State; Jones, Auburn; Richmond, UTEP; Gates, UTEP

1987

UTEP 93, Boston College 60
UAB 64, California 50
Boston College 65, California 51 (3rd)
UTEP 72, UAB 58 (1st)
All-Tournament: HARDAWAY, UTEP; Campbell, UTEP; Blocker, UTEP; Beeuwsaert, California; Barros, Boston College; Charles, UAB

1988

UTEP 96, Cleveland State 54
Maryland 74, Lamar 65
Lamar 76, Cleveland State 71 (3rd)
UTEP 69, Maryland 51 (1st)
All-Tournament: HARDAWAY, UTEP; Caldwell, Lamar; Davis, UTEP; Massenbery, Maryland; Foster, UTEP; Givens, Cleveland State

1989

South Carolina 67, UTEP 64
Kansas State 74, Austin Peay 42
UTEP 74, Austin Peay 64 (3rd)
South Carolina 62, Kansas State 60 (OT) (1st)
All-Tournament: ENGLISH, SOUTH CAROLINA; Henson, Kansas State; Popovic, South Carolina; Davis, UTEP; Foster, UTEP; Howard, Austin Peay

1990

UTEP 57, Texas Tech 48
Southwest Missouri 68, Washington 61
Washington 59, Texas Tech 57 (3rd)
UTEP 81, Southwest Missouri 70 (1st)
All-Tournament: McCALL, UTEP; Flemons, Texas Tech; Brown, Washington; Reid, Southwest Missouri; Melvin, UTEP; Hall, UTEP

1991

UTEP 90, Northern Iowa 56
Texas 95, Clemson 87
Clemson 63, Northern Iowa 60 (3rd)
UTEP 92, Texas 88 (1st)
All-Tournament: VAN DYKE, UTEP; Williams, Texas; Tyler, Texas; Turner, Northern Iowa; Whitney, Clemson; Rivera, UTEP

1992

UTEP 77, Austin Peay 56
Purdue 67, Florida 63
Florida 86, Austin Peay 62 (3rd)
Purdue 63, UTEP 61 (1st)
All-Tournament: ROBINSON, PURDUE; Brown, Florida; Yudt, Austin Peay; Painter, Purdue; Davis, UTEP; Rivera, UTEP

1993

UTEP 60, Pepperdine 58
Virginia Commonwealth 91, Iowa State 84
Iowa State 71, Pepperdine 64 (3rd)
UTEP 70, Virginia Commonwealth 58 (1st)
All-Tournament: GILLESPIE, UTEP; Michalik, Iowa State; Lopez, Pepperdine; Davis, UTEP; Harris, Virginia Commonwealth; Warren, Virginia Commonwealth

1994

Washington State 70, UTEP 54
Texas 84, Texas-Pan American 73
UTEP 77, Texas-Pan American 61 (3rd)
Texas 86, Washington State 81 (1st)
All-Tournament: ANDERSON, TEXAS; Rencher, Texas; Fontaine, Washington State; Banks, UTEP; Clay, Texas-Pan American

1995

UTEP 69, La Salle 62
Eastern Michigan 93, Texas Tech 77
Texas Tech 62, La Salle 58 (3rd)
UTEP 80, Eastern Michigan 73 (1st)
All-Tournament: JONES-YOUNG, UTEP; Wilson, Eastern Michigan; Haywood, La Salle; Smith, Texas Tech; Davis, UTEP

1996

UTEP 87, Northern Iowa 78 (OT)
Princeton 46, Texas A&M 38
Northern Iowa 82, Texas A&M 70 (3rd)
Princeton 76, UTEP 64 (1st)
All-Tournament: EARL, PRINCETON; Daisy, Northern Iowa; Lewullis, Princeton; Anderson, Texas A&M; Jones-Young, UTEP

1997

UTEP 79, Penn State 60
St. Joseph's 65, Mississippi State 58
Mississippi State 58, Penn State 57 (3rd)
St. Joseph's 78, UTEP 67 (1st)
All-Tournament: BEY, ST. JOSEPH'S; Lisicky, Penn State; White, Mississippi State; Smith, UTEP; Simmonds, St. Joseph's

1998

UTEP 76, Washington State 66
Detroit 67, Grambling 56
Washington State 114, Grambling 68 (3rd)
Detroit 47, UTEP 44 (1st)
All-Tournament: JACKSON, DETROIT; Thomas, Washington State; Haynes, Grambling; Phillips, Detroit; Smith, UTEP

1999

UTEP 86, Rhode Island 69
Kent 91, Murray State 85
Murray State 80, Rhode Island 74 (3rd)
Kent 90, UTEP 80 (1st)
All-Tournament: HUFFMAN, KENT; Bell, Rhode Island; Reese, Murray State; Whorton, Kent; Wolfram, UTEP

2000

UTEP 101, Jackson State 81
Houston 69, Southeast Missouri State 64
Southeast Missouri State 72, Jackson State 63 (3rd)
UTEP 75, Houston 67 (1st)
All-Tournament: WOLFRAM, UTEP; Bradley, Jackson State; Neal, UTEP; Smith, Houston; Stokes, Southeast Missouri State

2001

UTEP 89, Mississippi Valley State 82
Ole Miss 77, IUPUI 70
IUPUI 86, Mississippi Valley State 74 (3rd)
Ole Miss 68, UTEP 58 (1st)
All-Tournament: REED, OLE MISS; Price, IUPUI; Archie, Mississippi Valley State; Costello, UTEP; Allen, Ole Miss

2002

Columbia 55, UTEP 54
UAB 69, Air Force 59
Air Force 63, UTEP 45 (3rd)
UAB 71, Columbia 42 (1st)
All-Tournament: FINLEY, UAB; Kennedy, UAB; McCottry, Columbia; Tofi, UTEP; Kuhle, Air Force

2003

UTEP 84, Mississippi Valley State 63
Rutgers 80, Northwestern 75
Mississippi Valley State 49, Northwestern 47 (3rd)
UTEP 94, Rutgers 68 (1st)
All-Tournament: THOMAS, UTEP; Rivera, UTEP; Lamizana, Rutgers; Young, Northwestern; Norwood, Mississippi Valley State
ALL CAPS indicates tournament MVPs

2004

UTEP 89, Alabama State 57
Princeton 59, Tulane 51
Tulane 71, Alabama State 59 (3rd)
UTEP 68, Princeton 42 (1st)
All-Tournament: THOMAS, UTEP; Rivera, UTEP; Wallace, Princeton; Rochestie, Tulane; Spicer, Alabama State

ALL CAPS indicates tournament MVPs



2004 Champion UTEP Miners

2005-06 Opponents

Western New Mexico



Matt Enriquez
Senior Forward



Mark Coleman
Head Coach

WWW.WNMU.EDU

Quick Facts

Location _____ Silver City, N.M.
 Founded _____ 1893
 Enrollment _____ 2,500
 Nickname _____ Mustangs
 Colors _____ Purple, Gold
 Conference _____ Heartland
 President _____ Dr. John Counts
 Athletic Director _____ Scott Woodard
 Head Coach _____ Mark Coleman
 Alma Mater _____ St. Lawrence University '83
 Record at WNMU _____ 13-41 (two years)
 Overall Record _____ 97-157 (11 years)
 Assistant Coach _____ Mike Mannix
 Basketball Office _____ (505) 538-6234
 Arena (Capacity) _____ Mustang Fieldhouse (2,500)
 2004-05 Record _____ 6-21 (1-14/6th)
 2004-05 Postseason _____ None
 Letterwinners R/L _____ 8/4
 Starters R/L _____ 4/1
 Men's Basketball SID _____ Kent Beatty
 SID Office _____ (505) 538-6235
 SID Home Phone _____ (505) 538-5729
 SID FAX _____ (505) 538-6163
 SID E-Mail _____ wnmustats@hotmail.com
 Press Row Phone _____ www.wnmu.edu/athletic.html

2005-06 Schedule

Nov. 16 _____ at New Mexico Highlands
Nov. 18 _____ at UTEP
 Nov. 21 _____ at New Mexico State
 Nov. 25-27 _____ at Hawaii-Hilo Tournament
 Dec. 3 _____ NEW MEXICO HIGHLANDS
 Dec. 8 _____ GRAND CANYON
 Jan. 4 _____ at Montana St.-Billings*
 Jan. 6-7 _____ at Lincoln*
 Jan. 14-15 _____ ST. EDWARDS*
 Jan. 20-21 _____ at Panhandle State*
 Jan. 25 _____ ST. MARY'S
 Jan. 27-28 _____ INCARNATE WORD*
 Feb. 2 _____ at Grand Canyon
 Feb. 4 _____ PANHANDLE STATE*
 Feb. 8 _____ at St. Mary's*
 Feb. 10 _____ at St. Mary's*
 Feb. 11 _____ at Incarnate Word*
 Feb. 18 _____ at St. Edward's*
 Feb. 22 _____ LINCOLN*
 Feb. 24-25 _____ MONTANA ST.-BILLINGS*

* Heartland Conference game
 Home games in CAPS

2004-05 Results (6-21)

Nov. 15 _____ at CSU-Pueblo _____ L 67-80
 Nov. 19 _____ at New Mexico _____ L 53-93
 Nov. 22 _____ CSU-PUEBLO _____ L 78-80
 Nov. 24 _____ N.M. HIGHLANDS _____ W 79-75
 Dec. 1 _____ at N.M. Highlands _____ L 76-83
 Dec. 3 _____ at Western State College _____ W 89-86
 Dec. 4 _____ Adams State College# _____ W 79-73
 Dec. 12 _____ ST. EDWARDS _____ W 79-60
 Dec. 27 _____ Angelo State% _____ L 84-88
 Dec. 28 _____ Cameron% _____ W 77-74
 Jan. 4 _____ at Hawaii-Hilo* _____ L 80-95
 Jan. 6 _____ at Chaminade* _____ L 83-93
 Jan. 8 _____ at Chaminade* _____ L 63-86
 Jan. 14 _____ at Grand Canyon _____ L 67-75
 Jan. 18 _____ HAWAII PACIFIC* _____ W 93-83
 Jan. 20 _____ BYU-HAWAII* _____ L 70-74
 Jan. 22 _____ BYU-HAWAII* _____ L 64-88
 Jan. 27 _____ at Montana St.-Billings* _____ L 70-118
 Jan. 29 _____ at Montana St.-Billings* _____ L 76-104
 Feb. 8 _____ CHAMINADE* _____ L 77-92
 Feb. 10 _____ HAWAII-HILO* _____ L 70-83
 Feb. 12 _____ HAWAII-HILO* _____ L 72-92
 Feb. 15 _____ at BYU-Hawaii* _____ L 63-94
 Feb. 17 _____ at Hawaii Pacific* _____ L 70-84
 Feb. 19 _____ at Hawaii Pacific* _____ L 63-82
 Feb. 23 _____ GRAND CANYON _____ L 64-77
 March 3 _____ MONTANA ST.-BILLINGS* _____ L 68-80

Gunnison, Colo.
 % Las Vegas, Nev.
 * Pacific West Conference game
 Home games in CAPS

Top Returnees

Player	Pos	Ht	Wt	Year	Ppg	Rpg	Apg	FG%	FT%
Trey Clarkson	G	6-1	170	SO	10.9	2.4	2.4	.380	.765
Matt Enriquez	G/F	6-3	170	SR	17.0	4.1	2.4	.362	.704
Mike Sells	F	6-3	205	JR	14.7	4.3	1.7	.450	.856
Kris Taylor	F/C	6-8	230	SO	7.7	4.8	1.0	.523	.625

UT Permian Basin



Marlo Saunders
Senior Guard



Randy Lee
Head Coach

WWW.UTPB.EDU

Quick Facts

Location _____ Odessa, Texas
 Founded _____ 1969
 Enrollment _____ 3,550
 Nickname _____ Falcons
 Colors _____ Orange, Black
 Conference _____ Red River Athletic
 President _____ Dr. W. David Watts
 Athletic Director _____ Dr. Steve Aicinena
 Head Coach _____ Randy Lee
 Alma Mater _____ South Carolina '95
 Record at UT Permian Basin _____ First year
 Overall Record _____ 52-14 (two years)
 Assistant Coaches _____ Ralph Alba III, Travis Levy
 Basketball Office _____ (432) 552-3677
 Arena (Capacity) _____ Falcon Dome (1,000)
 2004-05 Record _____ 9-23 (9-13/8th)
 2004-05 Postseason _____ None
 Letterwinners R/L _____ 13/3
 Starters R/L _____ 4/1
 Men's Basketball SID _____ Richard A. Acosta
 SID Office _____ (432) 552-2803
 SID Cell Phone _____ (432) 230-3855
 SID FAX _____ (432) 552-3675
 SID E-Mail _____ acosta_r@utpb.edu
 Press Row Phone _____ (432) 230-3855

2005-06 Schedule

Nov. 5 _____ DALLAS CHRISTIAN
 Nov. 19 _____ HOUSTON BAPTIST*
Nov. 21 _____ at UTEP
 Nov. 23 _____ at Texas State
 Dec. 1 _____ at UT-Arlington
 Dec. 2 _____ RHEMA BIBLE
 Dec. 3 _____ HUSTON-TILLOTSON*
 Dec. 10 _____ at Southwestern Assemblies*
 Dec. 12 _____ at Paul Quinn*
 Dec. 14 _____ TEXAS A&M INTERNATIONAL*
 Dec. 16 _____ at Lincoln Christian
 Dec. 17 _____ at Grace University
 Dec. 28 _____ at North Texas
 Jan. 4 _____ at Texas A&M International*
 Jan. 7 _____ BACONE COLLEGE*
 Jan. 9 _____ LANGSTON*
 Jan. 14 _____ at Texas College*
 Jan. 16 _____ at Texas Wesleyan*
 Jan. 20 _____ at Wiley College*
 Jan. 21 _____ at Jarvis College*
 Jan. 28 _____ at Houston-Tillotson*
 Jan. 30 _____ at Houston Baptist*
 Feb. 4 _____ SOUTHWEST ASSEMBLIES*
 Feb. 6 _____ PAUL QUINN*
 Feb. 11 _____ at Bacone College*
 Feb. 13 _____ at Langston*
 Feb. 18 _____ TEXAS COLLEGE*
 Feb. 20 _____ TEXAS WESLEYAN*
 Feb. 25 _____ JARVIS COLLEGE*
 Feb. 27 _____ WILEY COLLEGE*

* Red River Athletic Conference game
 Home games in CAPS

2004-05 Results (9-23)

Nov. 6 _____ at Wayland Baptist _____ L 70-106
 Nov. 9 _____ at Lubbock Christian _____ L 73-107
 Nov. 20 _____ at UT-Arlington _____ L 63-77
 Nov. 22 _____ LUBBOCK CHRISTIAN _____ L 53-83
 Nov. 23 _____ SUL ROSS _____ L 73-86
 Nov. 27 _____ at Texas A&M _____ L 36-98
 Nov. 30 _____ WAYLAND BAPTIST _____ L 59-84
 Dec. 4 _____ at Bacone College* _____ L 68-87
 Dec. 6 _____ at Langston* _____ L 63-83
 Dec. 11 _____ HOUSTON-BAPTIST* _____ L 77-79
 Dec. 13 _____ HUSTON-TILLOTSON* _____ W 85-78
 Dec. 16 _____ at UT-Pan American _____ L 45-82
 Dec. 18 _____ at Texas A&M Int.* _____ L 60-90
 Jan. 3 _____ at Sul Ross _____ L 68-82
 Jan. 5 _____ TEXAS A&M INT.* _____ L 95-100
 Jan. 8 _____ JARVIS COLLEGE* _____ W 77-76
 Jan. 10 _____ WILEY COLLEGE* _____ W 95-92
 Jan. 15 _____ at Texas College* _____ L 58-67
 Jan. 16 _____ at Texas Wesleyan* _____ L 81-98
 Jan. 22 _____ SW ASSEMBLIES* _____ W 77-73
 Jan. 24 _____ PAUL QUINN* _____ W 66-62
 Jan. 29 _____ BACONE COLLEGE* _____ W 92-82
 Jan. 31 _____ LANGSTON* _____ L 61-79
 Feb. 5 _____ at Houston Baptist* _____ L 53-91
 Feb. 7 _____ at Huston-Tillotson* _____ L 61-71
 Feb. 11 _____ at Wiley College* _____ W 87-86 (ot)
 Feb. 12 _____ at Jarvis College* _____ L 67-92
 Feb. 14 _____ at North Texas _____ L 44-103
 Feb. 19 _____ TEXAS COLLEGE* _____ L 85-87 (ot)
 Feb. 21 _____ TEXAS WESLEYAN* _____ W 90-79
 Feb. 25 _____ at Paul Quinn* _____ W 83-72
 Feb. 26 _____ at SW Assemblies* _____ L 74-86

* Red River Athletic Conference game
 Home games in CAPS

Top Returnees

Player	Pos	Ht	Wt	Year	Ppg	Rpg	Apg	FG%	FT%
Lamar Cannon	F	6-4	195	JR	7.9	2.2	0.6	.395	.815
Eric Hinojos	G	5-10	170	SO	4.2	0.6	0.5	.319	.654
Rashad Pride	F	6-6	185	JR	11.9	8.2	1.3	.599	.689
Marcus Saunders	C	6-8	205	SR	3.9	4.6	0.7	.383	.385
Marlo Saunders	G	6-5	195	SR	21.2	4.9	0.8	.400	.759

2005-06 Opponents

New Mexico



David Chiotti
Senior Forward



Ritchie McKay
Head Coach

WWW.GOLOBOS.COM

Quick Facts

Location _____ Albuquerque, N.M.
 Founded _____ 1889
 Enrollment _____ 26,500
 Nickname _____ Lobos
 Colors _____ Cherry, Silver
 Conference _____ Mountain West
 President _____ Louis Caldera
 Athletic Director _____ Rudy Davalos
 Head Coach _____ Ritchie McKay
 Alma Mater _____ Seattle Pacific '87
 Record at New Mexico _____ 50-39 (three years)
 Overall Record _____ 133-128 (nine years)
 Assistant Coaches _____ Brad Soucie
 _____ Scott Diddrickson
 _____ Duane Broussard
 Basketball Office _____ (505) 925-5750
 Arena (Capacity) _____ The Pit/Bob King Court
 _____ (18,018)
 2004-05 Record _____ 26-7 (10-4/2nd)
 2004-05 Postseason _____ NCAA Tournament (0-1)
 Letterwinners R/L _____ 8/6
 Starters R/L _____ 2/3
 Men's Basketball SID _____ Jay Blackman
 SID Office _____ (505) 925-5528
 SID Cell Phone _____ (505) 710-2828
 SID FAX _____ (505) 925-5529
 SID E-Mail _____ blackman@unm.edu
 Press Row Phone _____ (505) 925-5988

Top Returnees

Player	Pos	Ht	Wt	Year	Ppg	Rpg	Apq	FG%	FT%
David Chiotti	F	6-9	245	SR	10.4	5.1	1.5	.540	.697
Kris Collins	G	6-2	190	SR	8.0	2.2	2.9	.509	.574
Tony Danridge	G/F	6-5	205	SO	3.0	1.0	0.4	.500	.522
Kellen Walter	F	6-10	220	JR	2.3	0.5	0.3	.600	.667
Mark Walters	G	6-2	225	SR	10.5	3.6	2.8	.478	.747

2005-06 Schedule

Nov. 18 _____ SOUTH CAROLINA STATE#
 Nov. 19 _____ OLE MISS#
 Nov. 20 _____ SOUTHERN UTAH#
 Nov. 23 _____ at Kansas State
 Nov. 26 _____ UTEP
 Dec. 3 _____ at New Mexico State
 Dec. 10 _____ vs. Washington%
 Dec. 13 _____ NEW MEXICO STATE
 Dec. 17 _____ OREGON
 Dec. 20 _____ ALCORN STATE
 Dec. 22 _____ at San Diego
 Dec. 28 _____ DARTMOUTH*
 Dec. 29 _____ RADFORD/UT-ARLINGTON*
 Jan. 4 _____ at Utah*
 Jan. 7 _____ COLORADO STATE*
 Jan. 11 _____ TCU*
 Jan. 14 _____ at Wyoming*
 Jan. 21 _____ AIR FORCE*
 Jan. 25 _____ at San Diego State*
 Jan. 28 _____ at UNLV*
 Feb. 1 _____ BYU*
 Feb. 4 _____ UTAH*
 Feb. 8 _____ at Colorado State*
 Feb. 11 _____ at TCU*
 Feb. 15 _____ WYOMING*
 Feb. 22 _____ at Air Force*
 Feb. 25 _____ SAN DIEGO STATE*
 March 1 _____ UNLV*
 March 4 _____ at BYU*
 Mar. 7-11 _____ at MWC Tournament\$

Jim Thorpe Classic (Albuquerque, N.M.)
 % John Wooden Classic (Anaheim, Calif.)
 ^ Comcast Lobo Invitational (Albuquerque, N.M.)
 * Mountain West Conference game
 \$ Denver, Colo.
 Home games in CAPS

2004-05 Results (26-7)

Nov. 12 _____ NORTH CAROLINA A&T _____ W 75-59
 Nov. 13 _____ SANTA CLARA _____ W 93-59
 Nov. 14 _____ DUQUESNE _____ W 82-74
 Nov. 19 _____ WESTERN NEW MEXICO _____ W 93-53
 Nov. 22 _____ at Oregon _____ L 75-79
 Nov. 27 _____ NORTHERN ARIZONA _____ W 81-70
 Dec. 1 _____ NEW MEXICO STATE _____ W 99-80
 Dec. 4 _____ at New Mexico State _____ W 84-66
 Dec. 9 _____ NORTHERN COLORADO _____ W 86-52
 Dec. 12 _____ ARKANSAS-PINE BLUFF _____ W 77-53
 Dec. 18 _____ TENNESSEE _____ W 77-58
 Dec. 22 _____ WAKE FOREST _____ L 64-81
 Dec. 28 _____ MISSISSIPPI VALLEY STATE _____ W 101-68
 Dec. 29 _____ TROY _____ W 88-66
 Jan. 3 _____ at UT-Arlington _____ W 64-55
 Jan. 8 _____ WYOMING* _____ W 89-75
 Jan. 15 _____ at Air Force* _____ L 62-64
 Jan. 22 _____ at Utah* _____ L 58-69
 Jan. 24 _____ at BYU* _____ L 53-68
 Jan. 29 _____ UNLV* _____ W 62-58
 Jan. 31 _____ SAN DIEGO STATE* _____ W 88-71
 Feb. 5 _____ at Colorado State* _____ W 55-47
 Feb. 7 _____ at Wyoming* _____ L 71-81
 Feb. 14 _____ AIR FORCE* _____ W 63-52
 Feb. 19 _____ BYU* _____ W 91-72
 Feb. 21 _____ UTAH* _____ W 65-54
 Feb. 26 _____ at San Diego State* _____ W 78-61
 Feb. 28 _____ at UNLV* _____ W 77-66
 Mar. 5 _____ COLORADO STATE* _____ W 72-61
 Mar. 10 _____ BYU\$ _____ W 85-71
 Mar. 11 _____ San Diego State\$ _____ W 77-67
 Mar. 12 _____ Utah\$ _____ W 60-56
 Mar. 18 _____ Villanova+ _____ L 47-55

* Mountain West Conference Game
 \$ Mountain West Conference Tournament (Denver, Colo.)
 + NCAA Tournament (Nashville, Tenn.)
 Home games in CAPS

New Mexico State



Elijah Ingram
Junior Guard



Reggie Theus
Head Coach

WWW.NMSTATESPORTS.COM

Quick Facts

Location _____ Las Cruces, N.M.
 Founded _____ 1888
 Enrollment _____ 16,428
 Nickname _____ Aggies
 Colors _____ Crimson, White
 Conference _____ Western Athletic
 President _____ Dr. Michael Martin
 Athletic Director _____ Dr. McKinley Boston
 Head Coach _____ Reggie Theus
 Alma Mater _____ California Coast '02
 Record at NMSU _____ First year
 Overall Record _____ Same
 Assistant Coaches _____ Glynn Cyprien
 _____ Tony Stubblefield
 _____ Gus Hauser
 Basketball Office _____ (505) 646-1447
 Arena (Capacity) _____ Pan American Center (13,071)
 2004-05 Record _____ 6-24 (1-14/9th)
 2004-05 Postseason _____ None
 Letterwinners R/L _____ 2/7
 Starters R/L _____ 2/3
 Men's Basketball SID _____ Garret Ward
 SID Office _____ (505) 646-3269
 SID Cell Phone _____ (505) 639-0969
 SID FAX _____ (505) 646-2425
 SID E-Mail _____ gward@nmsu.edu
 Press Row Phone _____ (505) 646-3400

Top Returnees

Player	Pos	Ht	Wt	Year	Ppg	Rpg	Apq	FG%	FT%
Elijah Ingram*	G	5-11	190	JR	--	--	--	--	--
Trevor Lawrence	C	6-11	225	SR	9.4	4.6	0.3	.550	.576
Mike Mitchell	G	6-0	175	SR	12.3	4.4	2.9	.435	.700
Tyrone Nelson*	F	6-9	210	SO	--	--	--	--	--

* Redshirted in 2004-05

2005-06 Schedule

Nov. 15 _____ at UCLA#
 Nov. 21 _____ WESTERN NEW MEXICO
 Nov. 26 _____ SAM HOUSTON STATE
 Nov. 30 _____ UTEP
 Dec. 3 _____ NEW MEXICO
 Dec. 9 _____ at San Francisco\$
 Dec. 10 _____ vs. Fullerton/Chicago State\$
 Dec. 13 _____ at New Mexico
 Dec. 17 _____ at UTEP
 Dec. 20 _____ TEXAS-SAN ANTONIO
 Dec. 29 _____ TEXAS TECH
 Jan. 3 _____ at Idaho*
 Jan. 5 _____ at Boise State*
 Jan. 12 _____ FRESNO STATE*
 Jan. 14 _____ HAWAII*
 Jan. 21 _____ at Louisiana Tech*
 Jan. 26 _____ at Fresno State*
 Jan. 28 _____ atSan Jose State*
 Feb. 2 _____ UTAH STATE*
 Feb. 4 _____ NEVADA*
 Feb. 9 _____ at Utah State*
 Feb. 11 _____ at Nevada*
 Feb. 15 _____ BOISE STATE*
 Feb. 20 _____ SAN JOSE STATE*
 Feb. 23 _____ LOUISIANA TECH*
 Feb. 25 _____ IDAHO*
 Mar. 2 _____ at Hawaii*
 Mar. 7-12 _____ at WAC Tournament^

Preseason NIT
 * WAC game
 ^ Reno, Nev.
 \$ San Francisco Tournament (San Francisco, Calif.)
 Home games in CAPS

2004-05 Results (6-24)

Nov. 19 _____ vs. Western Michigan# _____ W 65-61 (ot)
 Nov. 20 _____ vs. Northwestern# _____ W 64-61
 Nov. 21 _____ vs. Central Florida# _____ L 58-62
 Nov. 24 _____ UT-ARLINGTON _____ L 67-88
 Nov. 27 _____ MIDWESTERN STATE _____ W 81-55
 Dec. 1 _____ at New Mexico _____ L 80-99
 Dec. 4 _____ NEW MEXICO _____ W 66-84
 Dec. 15 _____ UTEP _____ L 64-75
 Dec. 18 _____ at UTEP _____ L 61-79
 Dec. 21 _____ at UC Irvine _____ L 62-75
 Dec. 30 _____ EASTERN NEW MEXICO _____ W 86-76
 Jan. 3 _____ at Texas-San Antonio _____ L 74-81 (ot)
 Jan. 8 _____ NORTH TEXAS* _____ L 69-79
 Jan. 10 _____ TULSA _____ L 63-83
 Jan. 13 _____ at New Orleans* _____ L 71-74
 Jan. 15 _____ at South Alabama* _____ L 64-73
 Jan. 20 _____ UL-LAFAYETTE* _____ L 79-89 (ot)
 Jan. 24 _____ at Florida International* _____ W 71-66
 Jan. 27 _____ MIDDLE TENNESSEE* _____ L 50-65
 Jan. 29 _____ WESTERN KENTUCKY* _____ L 75-77
 Feb. 3 _____ at Denver* _____ L 73-75
 Feb. 5 _____ at North Texas* _____ L 67-79
 Feb. 10 _____ NEW ORLEANS* _____ L 66-71
 Feb. 12 _____ SOUTH ALABAMA* _____ L 55-63
 Feb. 17 _____ at Louisiana-Lafayette* _____ L 49-91
 Feb. 19 _____ DENVER* _____ L 58-81
 Feb. 24 _____ at Arkansas-Little Rock* _____ L 69-75
 Feb. 26 _____ at Arkansas State* _____ L 76-90
 Mar. 1 _____ UT-PAN AMERICAN _____ W 78-61
 Mar. 4 _____ vs. Middle Tennessee^ _____ L 63-77

Top of the World Classic (Fairbanks, Alaska)
 * Sun Belt Conference Game
 ^ Sun Belt Conference Tournament (Denton, Texas)
 Home games in CAPS

2005-06 Opponents

Texas Southern



Sean Walker
Senior Guard



Ronnie Courtney
Head Coach

WWW.TSUBALL.COM

Quick Facts

Location _____ Houston, Texas
 Founded _____ 1947
 Enrollment _____ 11,635
 Nickname _____ Tigers
 Colors _____ Maroon, Gray
 Conference _____ Southwestern Athletic
 President _____ Dr. Priscilla Slade
 Athletic Director _____ Alois Blackwell
 Head Coach _____ Ronnie Courtney
 Alma Mater _____ McMurry '81
 Record at Texas Southern _____ 54-60 (four years)
 Overall Record _____ Same
 Assistant Coaches _____ John Howie,
 Jethro Hilman, Keith Berard
 Basketball Office _____ (713) 313-4372
 Arena (Capacity) _____ H&PE Arena (8,100)
 2004-05 Record _____ 11-15 (9-9/7th)
 2004-05 Postseason _____ None
 Letterwinners R/L _____ 8/3
 Starters R/L _____ 3/2
 Men's Basketball SID _____ Rodney Bush
 SID Office _____ (713) 313-7603
 SID Cell Phone _____ (713) 826-8229
 SID FAX _____ (713) 313-1045
 SID E-Mail _____ bushrr@tsu.edu
 Press Row Phone _____ N/A

2005-06 Schedule

Nov. 18 _____ JARVIS CHRISTIAN COLLEGE
 Nov. 20 _____ at Wichita State
 Nov. 22-26 _____ at South Padre Island Tournament#
 Dec. 3 _____ at UTEP
 Dec. 7 _____ at Florida State
 Dec. 10 _____ DILLARD
 Dec. 18 _____ at Boston College
 Dec. 21 _____ at Rice
 Dec. 27 _____ at Texas A&M
 Jan. 2 _____ ALCORN STATE*
 Jan. 4 _____ SOUTHERN*
 Jan. 7 _____ PRAIRIE VIEW A&M*
 Jan. 14 _____ at Grambling State*
 Jan. 16 _____ at Jackson State*
 Jan. 21 _____ MISSISSIPPI VALLEY STATE*
 Jan. 23 _____ ARKANSAS-PINE BLUFF*
 Jan. 28 _____ at Alabama State*
 Jan. 30 _____ at Alabama A&M*
 Feb. 4 _____ at Prairie View A&M*
 Feb. 11 _____ GRAMBLING STATE*
 Feb. 13 _____ JACKSON STATE*
 Feb. 18 _____ at Mississippi Valley State*
 Feb. 20 _____ at Arkansas-Pine Bluff*
 Feb. 25 _____ ALABAMA STATE*
 Feb. 27 _____ ALABAMA A&M*
 March 2 _____ at Alcorn State*
 March 4 _____ at Southern*
 March 8-11 _____ at SWAC Tournament*

2004-05 Results (11-15)

Nov. 19 _____ at Florida State _____ L 62-71
 Nov. 24 _____ CHICAGO STATE _____ W 63-57
 Nov. 27 _____ at Nebraska _____ L 58-78
 Dec. 1 _____ at Bethune-Cookman _____ L 67-70
 Dec. 8 _____ JARVIS CHRISTIAN _____ W 81-68
 Dec. 11 _____ at Dayton _____ L 60-79
 Dec. 17 _____ TAMU-CORPUS CHRISTI _____ L 63-65
 Dec. 21 _____ at Nicholls State _____ L 74-84
 Jan. 3 _____ at Southern* _____ L 50-53 (ot)
 Jan. 5 _____ at Alcorn State* _____ L 67-72
 Jan. 8 _____ Prairie View A&M* _____ W 68-65
 Jan. 15 _____ JACKSON STATE* _____ W 76-66
 Jan. 17 _____ GRAMBLING STATE* _____ L 64-66
 Jan. 22 _____ at Arkansas-Pine Bluff* _____ W 67-61
 Jan. 24 _____ at Mississippi Valley State* _____ L 50-76
 Jan. 29 _____ ALABAMA A&M* _____ L 76-78 (ot)
 Jan. 31 _____ ALABAMA STATE* _____ L 58-66
 Feb. 3 _____ Prairie View A&M* _____ L 70-76
 Feb. 12 _____ at Jackson State* _____ L 54-72
 Feb. 14 _____ at Grambling State* _____ L 69-81
 Feb. 19 _____ ARKANSAS-PINE BLUFF* _____ W 62-52
 Feb. 21 _____ MISSISSIPPI VALLEY STATE* _____ W 78-72
 Feb. 26 _____ at Alabama A&M* _____ W 82-75
 Feb. 28 _____ at Alabama State* _____ W 56-54
 March 3 _____ SOUTHERN* _____ W 73-71
 March 5 _____ ALCORN STATE* _____ W 63-57

* SWAC game
 Home games in CAPS

South Padre Island, Texas
 * SWAC game
 ^ Birmingham, Ala.
 Home games in CAPS

Top Returnees

Player	Pos	Ht	Wt	Year	Ppg	Rpg	Apg	FG%	FT%
Bobby Cole	F	6-6	205	SR	2.4	2.3	0.7	.500	.571
Cedric Fears	F	6-9	225	JR	3.5	1.7	0.2	.417	.400
Jacques Jones	F	6-7	200	SO	7.0	7.0	1.7	.369	.587
Sean Walker	G	6-3	180	SR	17.8	4.7	2.4	.399	.797
Justin Wilson	G	5-8	160	SO	9.3	2.6	2.3	.315	.660

Louisiana-Lafayette



Dwayne Mitchell
Senior Guard



Robert Lee
Head Coach

WWW.RAGINCAJUNS.COM

Quick Facts

Location _____ Lafayette, La.
 Founded _____ 1900
 Enrollment _____ 15,390
 Nickname _____ Ragin' Cajuns
 Colors _____ Vermillion, White
 Conference _____ Sun Belt
 President _____ Dr. Ray P. Authement
 Athletic Director _____ Nelson J. Schexnayder
 Head Coach _____ Robert Lee
 Alma Mater _____ Nicholls State '91
 Record at UL Lafayette _____ 20-11 (second year)
 Overall Record _____ Same
 Assistant Coaches _____ Rennie Bailey,
 Johnny Simmons, Jason Kennemer
 Basketball Office _____ (337) 262-1421
 Arena (Capacity) _____ Cajundome (11,550)
 2004-05 Record _____ 20-11 (11-4/2nd West)
 2004-05 Postseason _____ NCAA Tournament (0-1)
 Letterwinners R/L _____ 7/4
 Starters R/L _____ 2/3
 Men's Basketball SID _____ Matt Hebert
 SID Office _____ (337) 482-6330
 SID Cell Phone _____ (337) 654-6932
 SID FAX _____ (337) 482-6649
 SID E-Mail _____ sportsinfo@ragincajuns.com
 Press Row Phone _____ (337) 265-2284

2005-06 Schedule

Nov. 18 _____ at Southern Illinois
 Nov. 22 _____ at Tennessee
 Nov. 29 _____ at Georgia State
 Dec. 3 _____ CHARLOTTE
 Dec. 11 _____ at UTEP
 Dec. 13 _____ at Louisiana Tech
 Dec. 15 _____ ORAL ROBERTS
 Dec. 17 _____ at LSU
 Dec. 22 _____ McNEESE STATE
 Dec. 29 _____ at Nevada
 Jan. 2 _____ GEORGIA STATE
 Jan. 5 _____ at North Texas*
 Jan. 7 _____ at Denver*
 Jan. 12 _____ SOUTH ALABAMA*
 Jan. 14 _____ TROY*
 Jan. 21 _____ at Florida International*
 Jan. 23 _____ NEW ORLEANS*
 Jan. 26 _____ at Western Kentucky*
 Jan. 28 _____ at Middle Tennessee*
 Feb. 2 _____ NORTH TEXAS*
 Feb. 4 _____ DENVER*
 Feb. 9 _____ at South Alabama*
 Feb. 11 _____ at Troy*
 Feb. 16 _____ vs. New Orleans*#
 Feb. 18 _____ TBA*
 Feb. 23 _____ ARKANSAS STATE*
 Feb. 25 _____ at Arkansas-Little Rock*
 March 3-7 _____ at Sun Belt Tournament\$

2004-05 Results (20-11)

Nov. 19 _____ vs. Louisiana Tech# _____ W 84-63
 Nov. 21 _____ at LSU# _____ L 69-83
 Nov. 27 _____ RICE _____ W 75-61
 Nov. 29 _____ at Georgia State _____ L 78-85
 Dec. 1 _____ at Charlotte _____ L 68-84
 Dec. 4 _____ ST. MARY'S (TEXAS) _____ W 79-63
 Dec. 11 _____ at Kansas _____ L 51-96
 Dec. 15 _____ at N.C. State _____ L 72-78
 Dec. 20 _____ GEORGIA STATE _____ W 67-50
 Dec. 23 _____ at McNeese State _____ W 71-70
 Jan. 2 _____ at Vanderbilt _____ L 44-71
 Jan. 5 _____ SOUTHERN ILLINOIS _____ W 63-61
 Jan. 8 _____ DENVER* _____ L 66-72
 Jan. 13 _____ at South Alabama* _____ W 59-56
 Jan. 15 _____ at New Orleans* _____ W 72-67
 Jan. 20 _____ at New Mexico State* _____ W 89-79 (ot)
 Jan. 22 _____ FLA. INTERNATIONAL* _____ W 67-50
 Jan. 27 _____ WESTERN KENTUCKY* _____ W 91-76
 Jan. 29 _____ MIDDLE TENNESSEE* _____ W 54-44
 Feb. 3 _____ at North Texas* _____ W 86-79
 Feb. 5 _____ at Denver* _____ L 72-79
 Feb. 10 _____ SOUTH ALABAMA* _____ W 67-45
 Feb. 12 _____ NEW ORLEANS* _____ W 80-68
 Feb. 17 _____ NEW MEXICO STATE* _____ W 91-49
 Feb. 19 _____ NORTH TEXAS* _____ W 80-67
 Feb. 24 _____ at Arkansas State* _____ L 80-86
 Feb. 26 _____ at Arkansas-Little Rock* _____ L 63-64
 March 6 _____ Middle Tennessee^ _____ W 71-57
 March 7 _____ Florida International^ _____ W 80-69
 March 8 _____ Denver^ _____ W 88-69
 March 18 _____ Louisville\$ _____ L 62-68

* Sun Belt Conference game
 # site TBA
 ^ Bracket Buster game
 \$ Murfreesboro, Tenn.
 Home games in CAPS

LSU Louisiana Classic (Baton Rouge, La.)
 * Sun Belt Conference game
 ^ Sun Belt Tournament (Denton, Texas)
 \$ NCAA Tournament (Albuquerque, N.M.)
 Home games in CAPS

Top Returnees

Player	Pos	Ht	Wt	Year	Ppg	Rpg	Apg	FG%	FT%
Chris Cameron	C	6-11	270	SR	8.2	3.3	0.6	.413	.679
Spencer Ford	F	6-7	204	SR	4.6	3.3	0.4	.380	.650
Adam James	F/C	6-9	265	JR	1.0	1.5	0.2	.370	.667
Dwayne Mitchell	G	6-4	215	SR	10.4	5.8	3.6	.528	.592
Ross Mouton	G/F	6-6	197	JR	3.6	1.0	0.5	.381	.500

2005-06 Opponents

Pacific



Christian Maraker
Senior Forward



Bob Thomason
Head Coach

WWW.PACIFICTIGERS.COM

Quick Facts

Location _____ Stockton, Calif.
 Founded _____ 1851
 Enrollment _____ 6,000
 Nickname _____ Tigers
 Colors _____ Orange, Black
 Conference _____ Big West
 President _____ Dr. Donald DeRosa
 Athletic Director _____ Lynn King
 Head Coach _____ Bob Thomason
 Alma Mater _____ Pacific '71
 Record at Pacific _____ 286-213 (17 years)
 Overall Record _____ 338-240 (20 years)
 Associate Head Coach _____ Ron Verlin
 Assistant Coaches _____ Adam Jacobsen,
 _____ Aaron Woliczko
 Basketball Office _____ (209) 946-2341
 Arena (Capacity) _____ Alex G. Spanos Center (6,150)
 2004-05 Record _____ 27-4 (18-0/1st)
 2004-05 Postseason _____ NCAA Tournament (1-1)
 Letterwinners R/L _____ 8/7
 Starters R/L _____ 1/4
 Men's Basketball SID _____ Mike Millerick
 SID Office _____ (209) 946-2479
 SID Home Phone _____ (209) 463-6411
 SID FAX _____ (209) 946-2757
 SID E-Mail _____ mmilleri@uop.edu
 Press Row Phone _____ (209) 946-2865

2005-06 Schedule

Nov. 11 _____ CAL STATE STANISLAUS
 Nov. 18 _____ SONOMA STATE
 Nov. 20 _____ vs. Bowie State#
 Nov. 21 _____ vs. Savannah State#
 Nov. 22 _____ at Oregon#
 Nov. 26 _____ at Santa Clara
 Nov. 30 _____ at USF
 Dec. 3 _____ NEVADA
 Dec. 7 _____ SAN JOSE STATE
 Dec. 10 _____ at Western Kentucky
 Dec. 17 _____ FRESNO STATE
 Dec. 20 _____ at UTEP
 Dec. 29 _____ at UC Davis
 Jan. 3 _____ TEXAS A&M
 Jan. 7 _____ UC RIVERSIDE*
 Jan. 9 _____ CAL STATE FULLERTON*
 Jan. 13 _____ at Long Beach State*
 Jan. 15 _____ at UC Irvine*
 Jan. 21 _____ UC DAVIS*
 Jan. 26 _____ at Cal Poly*
 Jan. 28 _____ at UC Santa Barbara*
 Feb. 2 _____ UC IRVINE*
 Feb. 4 _____ LONG BEACH STATE*
 Feb. 9 _____ at Cal State Fullerton*
 Feb. 11 _____ at UC Riverside*
 Feb. 18 _____ TBA\$
 Feb. 22 _____ CAL STATE NORTHRIDGE
 Feb. 25 _____ at Cal State Northridge
 March 2 _____ UC SANTA BARBARA
 March 4 _____ CAL POLY
 March 8-11 _____ at Big West Tournament*

2004-05 Results (27-4)

Nov. 20 _____ at San Jose State _____ W 70-52
 Nov. 23 _____ SANTA CLARA _____ W 71-65
 Dec. 4 _____ at Kansas _____ L 70-81
 Dec. 8 _____ at UC Davis _____ W 78-63
 Dec. 11 _____ at Nevada _____ W 72-69
 Dec. 18 _____ SAN FRANCISCO _____ L 64-67
 Dec. 21 _____ at Fresno State _____ W 88-77
 Dec. 28 _____ UC RIVERSIDE* _____ W 58-45
 Dec. 30 _____ CAL STATE FULLERTON* _____ W 94-88
 Jan. 2 _____ CAL POLY* _____ W 83-62
 Jan. 6 _____ at Long Beach State* _____ W 68-60
 Jan. 8 _____ at UC Irvine* _____ W 67-65
 Jan. 13 _____ UTAH STATE* _____ W 73-66 (ot)
 Jan. 15 _____ IDAHO* _____ W 62-53
 Jan. 20 _____ at Cal Poly* _____ W 90-78
 Jan. 22 _____ at UC Santa Barbara* _____ W 58-43
 Jan. 27 _____ at Cal State Northridge* _____ W 66-62
 Jan. 31 _____ UC DAVIS _____ W 70-64
 Feb. 3 _____ UC IRVINE* _____ W 71-61
 Feb. 5 _____ LONG BEACH STATE* _____ W 87-58
 Feb. 10 _____ at Idaho* _____ W 78-56
 Feb. 12 _____ at Utah State* _____ W 64-63
 Feb. 16 _____ UC SANTA BARBARA* _____ W 79-56
 Feb. 19 _____ UTEP# _____ W 73-66
 Feb. 26 _____ CAL STATE NORTHRIDGE* _____ W 75-61
 March 3 _____ at Cal State Fullerton* _____ W 92-88
 March 5 _____ at UC Riverside* _____ W 64-48
 March 11 _____ Cal State Northridge^ _____ W 63-61
 March 12 _____ Utah State^ _____ L 52-65
 March 17 _____ Pittsburgh\$ _____ W 79-71
 March 19 _____ Washington\$ _____ L 79-97

Top Returnees

Player	Pos	Ht	Wt	Year	Ppg	Rpg	Apg	FG%	FT%
Johnny Gray	G	6-1	180	SR	3.9	1.1	1.0	.511	1.000
Christian Maraker	F	6-9	235	SR	13.1	6.9	1.4	.509	.825
Mike Webb	G	6-1	175	SR	5.0	1.3	1.1	.406	.632

Hispanic College Fund Tournament (Eugene, Ore.)
 * Big West Conference game
 \$ Bracket Buster game
 ^ Site TBA
 Home games in CAPS

Bracket Buster game
 * Big West Conference game
 ^ Big West Tournament (Anaheim, Calif.)
 \$ NCAA Tournament (Boise, Idaho)
 Home games in CAPS

Miss. Valley State



Solomon Forbes
Senior Forward



James Green
Head Coach

WWW.MVSU.EDU/ATHLETICS.HTML

Quick Facts

Location _____ Itta Bena, Miss.
 Founded _____ 1950
 Enrollment _____ 3,673
 Nickname _____ Delta Devils
 Colors _____ Forest Green, White
 Conference _____ Southwestern Athletic
 President _____ Dr. Lester C. Newman
 Athletic Director _____ Lonza Hardy, Jr.
 Head Coach _____ James Green
 Alma Mater _____ Mississippi '83
 Record at Miss. Valley State _____ First year
 Overall Record _____ 123-109 (eight years)
 Assistant Coaches _____ D'Jamel Jackson,
 _____ Danny Kirland
 Basketball Office _____ (662) 254-3550
 Arena (Capacity) _____ Harrison HPER Complex (5,000)
 2004-05 Record _____ 13-15 (11-7/4th)
 2004-05 Postseason _____ None
 Letterwinners R/L _____ 8/4
 Starters R/L _____ 3/2
 Men's Basketball SID _____ Roderick Mosley
 SID Office _____ (662) 254-3011
 SID Home Phone _____ N/A
 SID FAX _____ (662) 254-3639
 SID E-Mail _____ rwmosley@mvsu.edu
 Press Row Phone _____ N/A

2005-06 Schedule

Nov. 10 _____ at Wake Forest#
 Nov. 11 _____ George Mason/UC Irvine#
 Nov. 22 _____ at Texas A&M
 Dec. 9 _____ Montana^
 Dec. 10 _____ Drake/North Dakota State^
 Dec. 21 _____ at Saint Mary's\$
 Dec. 22 _____ Concordia (Calif.)\$
 Dec. 27 _____ at UTEP+
 Dec. 28 _____ Colgate/Georgetown+
 Jan. 2 _____ ARKANSAS-PINE BLUFF*
 Jan. 7 _____ at Alabama State*
 Jan. 9 _____ at Alabama A&M*
 Jan. 14 _____ ALCORN STATE*
 Jan. 16 _____ SOUTHERN*
 Jan. 21 _____ at Texas Southern*
 Jan. 23 _____ at Prairie View A&M*
 Jan. 28 _____ JACKSON STATE*
 Jan. 30 _____ GRAMBLING STATE*
 Feb. 4 _____ ALABAMA STATE*
 Feb. 6 _____ ALABAMA A&M*
 Feb. 11 _____ at Alcorn State*
 Feb. 13 _____ at Southern*
 Feb. 18 _____ TEXAS SOUTHERN*
 Feb. 20 _____ PRAIRIE VIEW A&M*
 Feb. 25 _____ at Jackson State*
 Feb. 27 _____ at Grambling State*
 March 4 _____ at Arkansas-Pine Bluff*
 March 9-12 _____ at SWAC Tournament%

2004-05 Results (13-15)

Nov. 19 _____ at Jacksonville State _____ L 76-83
 Nov. 23 _____ at Hawaii _____ L 58-71
 Nov. 27 _____ Middle Tennessee# _____ W 71-58
 Dec. 3 _____ South Florida\$ _____ W 65-57
 Dec. 4 _____ at Fresno State\$ _____ L 65-80
 Dec. 11 _____ at Middle Tennessee _____ L 54-75
 Dec. 23 _____ at UT Pan American _____ L 73-76
 Dec. 28 _____ at New Mexico+ _____ L 68-101
 Dec. 29 _____ Pepperdine+ _____ L 62-74
 Jan. 3 _____ at Arkansas-Pine Bluff* _____ W 67-55
 Jan. 8 _____ ALABAMA A&M* _____ L 59-63
 Jan. 10 _____ ALABAMA STATE* _____ W 56-43
 Jan. 15 _____ at Alcorn State* _____ W 63-59 (ot)
 Jan. 17 _____ at Southern* _____ L 65-69
 Jan. 22 _____ PRAIRIE VIEW A&M* _____ W 70-65
 Jan. 24 _____ TEXAS SOUTHERN* _____ W 76-50
 Jan. 29 _____ at Jackson State* _____ W 65-60
 Jan. 31 _____ at Grambling State* _____ L 67-75
 Feb. 5 _____ at Alabama A&M* _____ L 76-81
 Feb. 7 _____ at Alabama State* _____ L 52-56
 Feb. 12 _____ ALCORN STATE* _____ W 81-42
 Feb. 14 _____ SOUTHERN* _____ W 60-48
 Feb. 19 _____ at Prairie View A&M* _____ W 75-60
 Feb. 21 _____ at Texas Southern* _____ L 72-78
 Feb. 26 _____ JACKSON STATE* _____ W 80-71
 Feb. 28 _____ GRAMBLING STATE* _____ L 57-61
 March 5 _____ ARKANSAS-PINE BLUFF* _____ W 87-77
 March 10 _____ Jackson State^ _____ L 55-57

Top Returnees

Player	Pos	Ht	Wt	Year	Ppg	Rpg	Apg	FG%	FT%
Ronald Alexander	C	7-0	220	SR	6.1	7.9	0.4	.667	.563
Solomon Forbes	F	6-5	205	SR	11.5	3.2	1.8	.388	.750
Jeffrey Price	F	6-9	240	JR	6.0	3.4	0.9	.477	.585
Sandford Speech	G	6-3	195	SO	9.0	4.4	2.2	.392	.708
Jessie Taylor	G/F	6-4	215	SR	9.2	3.7	0.8	.357	.580

Coaches vs. Cancer Classic (Wake Forest, N.C.)
 ^ Drake Regency Challenge (Des Moines, Iowa)
 \$ Shamrock Office Solutions Classic (Moraga, Calif.)
 + State Farm Sun Bowl Tournament (El Paso, Texas)
 * SWAC game
 % Birmingham, Ala.
 Home games in CAPS

Greenville, Miss.
 \$ McCaffrey Classic (Fresno, Calif.)
 + Comcast Lobo Invitational (Albuquerque, N.M.)
 ^ SWAC game
 ^ SWAC Tournament (Birmingham, Ala.)
 Home games in CAPS

2005-06 Opponents

Colgate



Alvin Reed
Senior Guard



Emmett Davis
Head Coach

WWW.GOCOLGATERAIDERS.COM

Quick Facts

Location _____ Hamilton, N.Y.
 Founded _____ 1819
 Enrollment _____ 2,800
 Nickname _____ Raiders
 Colors _____ Maroon, Gray, White
 Conference _____ Patriot League
 President _____ Rebecca S. Chopp
 Athletic Director _____ David Roach
 Head Coach _____ Emmett Davis
 Alma Mater _____ St. Lawrence '81
 Record at Colgate _____ 98-100 (7 years)
 Overall Record _____ Same
 Assistant Coaches _____ Kevin Curley, Brian Regan,
 Jeremy Ballard
 Basketball Office _____ (315) 228-7571
 Arena (Capacity) _____ Cotterell Court (3,100)
 2004-05 Record _____ 12-16 (7-7/5th)
 2004-05 Postseason _____ None
 Letterwinners R/L _____ 14/2
 Starters R/L _____ 3/2
 Men's Basketball SID _____ Robert D. Cornell
 SID Office _____ (315) 228-7602
 SID Cell Phone _____ (315) 723-0175
 SID FAX _____ (315) 228-7977
 SID E-Mail _____ rcornell@mail.colgate.edu
 Press Row Phone _____ (315) 228-6863

2005-06 Schedule

Nov. 14 _____ vs. Utah Valley State#
 Nov. 15 _____ TBA#
 Nov. 18 _____ FLORIDA ATLANTIC
 Nov. 22 _____ at Cornell
 Nov. 26 _____ NEW HAMPSHIRE
 Nov. 29 _____ DARTMOUTH
 Dec. 3 _____ PRINCETON
 Dec. 5 _____ at Quinnipiac
 Dec. 10 _____ at Syracuse
 Dec. 17 _____ HOBART
 Dec. 20 _____ at Harvard
 Dec. 27 _____ vs. Georgetown+
Dec. 28 _____ Mississippi Valley State/UTEP+
 Jan. 2 _____ at Stony Brook
 Jan. 7 _____ at Army*
 Jan. 11 _____ at Lafayette*
 Jan. 14 _____ AMERICAN*
 Jan. 18 _____ LEHIGH*
 Jan. 21 _____ at Bucknell*
 Jan. 25 _____ at Holy Cross*
 Jan. 28 _____ ARMY*
 Feb. 4 _____ BUCKNELL*
 Feb. 8 _____ LAFAYETTE*
 Feb. 12 _____ at American*
 Feb. 15 _____ at Lehigh*
 Feb. 18 _____ NAVY*
 Feb. 22 _____ HOLY CROSS*
 Feb. 25 _____ at Navy*
 March 3-10 _____ atPatriot League Tournament%

2004-05 Results (12-16)

Nov. 19 _____ at Central Connecticut# _____ L 70-87
 Nov. 20 _____ Cal State Fullerton# _____ L 68-75
 Nov. 23 _____ CORNELL _____ W 70-56
 Nov. 27 _____ JUNIATA _____ W 70-47
 Dec. 1 _____ at Buffalo _____ L 62-74
 Dec. 4 _____ at Syracuse _____ L 55-68
 Dec. 10 _____ HARVARD _____ L 82-85 (ot)
 Dec. 18 _____ HOBART _____ W 101-85
 Dec. 21 _____ LOYOLA MARYMOUNT _____ L 54-64
 Dec. 27 _____ at Florida International+ _____ L 56-72
 Dec. 28 _____ Binghamton+ _____ L 61-65
 Dec. 30 _____ at Florida Atlantic _____ W 81-75
 Jan. 8 _____ ARMY* _____ W 60-56
 Jan. 12 _____ BUCKNELL* _____ L 69-71
 Jan. 15 _____ at Holy Cross* _____ L 64-74
 Jan. 17 _____ at Dartmouth _____ W 69-61
 Jan. 21 _____ LEHIGH* _____ W 61-54
 Jan. 23 _____ LAFAYETTE* _____ W 80-72
 Jan. 28 _____ at Navy* _____ L 71-82
 Jan. 30 _____ at American* _____ L 59-78
 Feb. 4 _____ at Lehigh* _____ L 53-63
 Feb. 6 _____ at Lafayette* _____ W 62-61
 Feb. 11 _____ NAVY* _____ W 72-67
 Feb. 13 _____ AMERICAN* _____ W 67-57
 Feb. 19 _____ HOLY CROSS* _____ L 46-59
 Feb. 23 _____ at Army* _____ W 66-59
 Feb. 26 _____ at Bucknell* _____ L 59-60
 March 4 _____ vs. Lehigh% _____ L 60-77

Top Returnees

Player	Pos	Ht	Wt	Year	Ppg	Rpg	Apg	FG%	FT%
Dan Gentile	G/F	6-5	210	JR	4.8	1.6	1.0	.500	.600
Alvin Reed	G	6-1	180	SR	12.8	2.6	3.3	.399	.690
Kyle Roemer	G	6-3	220	SO	10.0	3.4	1.2	.452	.838
Jon Simon	G	6-0	180	JR	12.3	2.3	1.9	.414	.825
Alex Woodhouse	F	6-8	180	SO	4.6	4.6	0.6	.520	.514

Guardians Classic (Iowa City, Iowa)
 + State Farm Sun Bowl Tournament (El Paso, Texas)
 * Patriot League Conference game
 % Site TBA
 Home games in CAPS

Mohegan Sun Classic (New Britain, Conn.)
 + Florida International Holiday Classic (Miami, Fla.)
 * Patriot League Conference game
 % Patriot League Tournament (Worcester, Mass.)
 Home games in CAPS

Georgetown



Jeff Green
Sophomore Forward



John Thompson III
Head Coach

WWW.GUHOYAS.COM

Quick Facts

Location _____ Washington, D.C.
 Founded _____ 1789
 Enrollment _____ 12,290
 Nickname _____ Hoyas
 Colors _____ Blue, Gray
 Conference _____ BIG EAST
 President _____ John J. DeGioia
 Athletic Director _____ Bernard Muir
 Head Coach _____ John Thompson III
 Alma Mater _____ Princeton '88
 Record at Georgetown _____ 19-13 (second year)
 Overall Record _____ 87-55 (five years)
 Assistant Coaches _____ Robert Burke, Kevin Broadus,
 Sydney Johnson
 Basketball Office _____ (202) 687-2374
 Arena (Capacity) _____ MCI Center (20,600)
 2004-05 Record _____ 19-13 (8-8/7th)
 2004-05 Postseason _____ NIT (2-1)
 Letterwinners R/L _____ 12/1
 Starters R/L _____ 5/0
 Men's Basketball SID _____ Bill Shapland
 SID Office _____ (202) 687-2492
 SID Home Phone _____ (703) 521-5535
 SID FAX _____ (202) 687-2491
 SID E-Mail _____ shaplanw@georgetown.edu
 Press Row Phone _____ (202) 628-3200

2005-06 Schedule

Nov. 18 _____ at Navy
 Nov. 21 _____ at James Madison
 Nov. 26 _____ VANDERBILT
 Dec. 3 _____ at Oregon#
 Dec. 8 _____ at Illinois
 Dec. 11 _____ FAIRFIELD
 Dec. 17 _____ STETSON#
 Dec. 21 _____ SAVANNAH STATE#
 Dec. 27 _____ Colgate+
Dec. 28 _____ Mississippi Valley State/UTEP+
 Jan. 5 _____ PROVIDENCE*
 Jan. 8 _____ at St. John's*
 Jan. 11 _____ at West Virginia*
 Jan. 14 _____ at Connecticut*
 Jan. 17 _____ SOUTH FLORIDA*
 Jan. 21 _____ DUKE
 Jan. 24 _____ at Notre Dame*
 Jan. 28 _____ CINCINNATI*
 Jan. 31 _____ at DePaul*
 Feb. 5 _____ PITTSBURGH*
 Feb. 9 _____ ST. JOHN'S*
 Feb. 12 _____ WEST VIRGINIA*
 Feb. 16 _____ at Marquette*
 Feb. 20 _____ at Villanova*
 Feb. 22 _____ RUTGERS*
 Feb. 25 _____ SYRACUSE*
 March 4 _____ at South Florida*
 March 8-11 _____ atBig East Tournament*

2004-05 Results (19-13)

Nov. 22 _____ TEMPLE _____ L 57-75
 Nov. 26 _____ CITADEL _____ W 69-34
 Nov. 30 _____ at Davidson _____ W 76-51
 Dec. 6 _____ PENN STATE _____ W 66-53
 Dec. 9 _____ ILLINOIS _____ L 59-74
 Dec. 11 _____ SAN JOSE STATE _____ W 58-40
 Dec. 20 _____ Oral Roberts# _____ L 63-81
 Dec. 22 _____ Long Beach State# _____ W 57-51
 Dec. 23 _____ Clemson# _____ W 75-60
 Dec. 28 _____ NORFOLK STATE _____ W 78-70 (ot)
 Dec. 30 _____ HOWARD _____ W 79-56
 Jan. 5 _____ at Pittsburgh* _____ W 67-64
 Jan. 8 _____ CONNECTICUT* _____ L 59-66
 Jan. 11 _____ RUTGERS* _____ W 62-55
 Jan. 15 _____ at Villanova* _____ W 66-64
 Jan. 18 _____ at Syracuse* _____ L 73-78 (ot)
 Jan. 23 _____ NOTRE DAME* _____ W 55-54
 Jan. 25 _____ ST. JOHN'S* _____ W 66-57
 Jan. 29 _____ at Boston College* _____ L 49-64
 Feb. 2 _____ SETON HALL* _____ W 61-51
 Feb. 5 _____ at Rutgers* _____ W 61-56
 Feb. 12 _____ WEST VIRGINIA* _____ W 67-60
 Feb. 16 _____ at Notre Dame* _____ L 64-70
 Feb. 20 _____ at St. John's* _____ L 67-76
 Feb. 27 _____ VILLANOVA* _____ L 56-67
 March 2 _____ at Connecticut* _____ L 64-83
 March 5 _____ PROVIDENCE* _____ L 65-68
 March 9 _____ vs. Seton Hall\$ _____ W 56-51
 March 10 _____ vs. Connecticut\$ _____ L 62-66
 March 16 _____ BOSTON UNIVERSITY^ _____ W 64-34
 March 22 _____ CAL STATE FULLERTON^ _____ W 74-57
 March 24 _____ at South Carolina^ _____ L 66-69

Hispanic Classic (Eugene, Ore.)
 + State Farm Sun Bowl Tournament (El Paso, Texas)
 * Big East Conference game
 ^ New York, N.Y.
 Home games in CAPS

Rainbow Classic (Honolulu, Hawaii)
 * Big East Conference game
 \$ Big East Tournament (New York, N.Y.)
 ^ NIT
 Home games in CAPS

Top Returnees

Player	Pos	Ht	Wt	Year	Ppg	Rpg	Apg	FG%	FT%
Brandon Bowman	F	6-8	219	SR	15.1	6.1	2.2	.501	.714
Ashanti Cook	G	6-2	180	SR	10.8	2.8	2.5	.406	.756
Jeff Green	F	6-8	225	SO	13.1	6.6	2.9	.502	.699
Darrel Owens	F/G	6-6	210	SR	7.3	3.0	1.6	.468	.680
Jonathan Wallace	G	6-1	178	SO	6.5	2.1	2.2	.380	.788

2005-06 Opponents

Texas Tech



Jarrius Jackson
Junior Guard



Bob Knight
Head Coach

WWW.TEXASTECH.COM

Quick Facts

Location _____ Lubbock, Texas
 Founded _____ 1925
 Enrollment _____ 28,157
 Nickname _____ Red Raiders
 Colors _____ Scarlet, Black
 Conference _____ Big 12
 Chancellor _____ Dr. David Smith
 President _____ Dr. Jon Whitmore
 Athletic Director _____ Gerald Myers
 Head Coach _____ Bob Knight
 Alma Mater _____ Ohio State '62
 Record at Texas Tech _____ 90-44 (four years)
 Overall Record _____ 854-333 (39 years)
 Associate Head Coach _____ Pat Knight
 Assistant Coaches _____ Chris Beard, Stew Robinson
 Basketball Office _____ (806) 742-7600
 Arena (Capacity) _____ United Spirit Arena (15,098)
 2004-05 Record _____ 22-11 (10-6/4th)
 2004-05 Postseason _____ NCAA Tournament (2-1)
 Letterwinners R/L _____ 7/4
 Starters R/L _____ 3/2
 Men's Basketball SID _____ Randy Farley
 SID Office _____ (806) 742-7600 (260)
 SID Cell Phone _____ (806) 789-3428
 SID FAX _____ (806) 742-7414
 SID E-Mail _____ randy.farley@ttu.edu
 Press Row Phone _____ (806) 742-6688

2005-06 Schedule

Nov. 10 _____ SAN JOSE STATE#
 Nov. 11 _____ TBA#
 Nov. 17 _____ TBA%
 Nov. 18 _____ TBA%
 Nov. 23 _____ FURMAN
 Nov. 26 _____ MOREHEAD STATE
 Nov. 30 _____ TCU
 Dec. 3 _____ at San Francisco
 Dec. 7 _____ LOUISIANA TECH
 Dec... 10 _____ UT PAN AMERICAN
 Dec. 17 _____ at UNLV
 Dec. 21 _____ Arkansas@
 Dec. 29 _____ at New Mexico State
Jan. 1 _____ UTEP
 Jan. 7 _____ at Texas A&M*
 Jan. 11 _____ BAYLOR*
 Jan. 14 _____ IOWA STATE*
 Jan. 17 _____ at Texas*
 Jan. 21 _____ at Oklahoma*
 Jan. 28 _____ OKLAHOMA STATE*
 Jan. 30 _____ at Kansas*
 Feb. 4 _____ MISSOURI*
 Feb. 6 _____ TEXAS*
 Feb. 11 _____ at Colorado*
 Feb. 15 _____ KANSAS STATE*
 Feb. 18 _____ at Nebraska*
 Feb. 20 _____ OKLAHOMA*
 Feb. 25 _____ at Oklahoma State*
 March 1 _____ at Baylor*
 March 4 _____ TEXAS A&M*
 March 9-12 _____ at Big 12 Tournament+

2004-05 Results (22-11)

Nov. 19 _____ UNC-ASHEVILLE _____ W 119-55
 Nov. 23 _____ at TCU _____ L 68-83
 Nov. 27 _____ CENTENARY _____ W 93-41
 Dec. 1 _____ SMU _____ W 105-67
Dec. 4 _____ at UTEP _____ W 72-57
 Dec. 7 _____ NORTHERN ARIZONA _____ W 81-65
 Dec. 16 _____ Ohio State# _____ L 71-77
 Dec. 21 _____ Iowa% _____ L 53-83
 Dec. 29 _____ GEORGIA STATE _____ W 98-56
 Jan. 1 _____ SAN FRANCISCO _____ W 97-53
 Jan. 4 _____ NORTHERN COLORADO _____ W 88- 68
 Jan. 8 _____ OKLAHOMA STATE* _____ L 66-76
 Jan. 12 _____ at Kansas State* _____ W 79-76
 Jan. 15 _____ TEXAS A&M* _____ W 70-56
 Jan. 19 _____ at Missouri* _____ W 78-62
 Jan. 25 _____ at Texas* _____ L 73-80
 Jan. 29 _____ NEBRASKA* _____ W 84-68
 Feb. 2 _____ COLORADO* _____ W 97-90
 Feb. 5 _____ at Oklahoma* _____ W 88-81
 Feb. 9 _____ BAYLOR* _____ W 83-67
 Feb. 12 _____ at Iowa State* _____ L 68-81
 Feb. 14 _____ KANSAS* _____ W 80-79(2ot)
 Feb. 19 _____ at Oklahoma State* _____ L 56-85
 Feb. 22 _____ TEXAS* _____ W 69-65
 Feb. 26 _____ at Texas A&M* _____ L 63-85
 March 2 _____ at Baylor* _____ W 72-66
 March 5 _____ OKLAHOMA* _____ L 54-74
 March 11 _____ Iowa State\$ _____ W 64-56
 March 12 _____ Oklahoma\$ _____ W 69-63
 March 13 _____ Oklahoma State\$ _____ L 68-72
 March 17 _____ UCLA^ _____ W 78-66
 March 19 _____ Gonzaga^ _____ W 71-69
 March 24 _____ West Virginia+ _____ L 60-65

Top Returnees

Player	Pos	Ht	Wt	Year	Ppg	Rpg	Apg	FG%	FT%
Drew Coffman	G	6-1	197	JR	3.0	1.0	1.8	.404	.833
Darryl Dora	F	6-9	245	JR	6.2	4.2	2.0	.467	.723
Jarrius Jackson	G	6-1	185	JR	15.3	3.4	3.5	.470	.803
Damir Suljagic	F	6-8	244	SO	2.9	1.9	0.4	.569	.273
Martin Zeno	G	6-5	200	SO	12.5	4.2	3.4	.447	.754

Coaches vs. Cancer
 % Coaches vs. Cancer (New York, N.Y.)
 * Big 12 Conference game
 + Dallas, Texas
 Home games in CAPS

Dallas, Texas
 % Chicago, Ill.
 * Big 12 Conference game
 \$ Big 12 Tournament (Kansas City, Mo.)
 ^ NCAA Tournament (Tucson, Ariz.)
 + NCAA Tournament (Albuquerque, N.M.)
 Home games in CAPS

Syracuse



Gerry McNamara
Senior Guard



Jim Boeheim
Head Coach

WWW.SUATHLETICS.COM

Quick Facts

Location _____ Syracuse, N.Y.
 Founded _____ 1870
 Enrollment _____ 10,750
 Nickname _____ Orange
 Color _____ Orange
 Conference _____ BIG EAST
 Chancellor _____ Nancy Cantor
 Athletic Director _____ Dr. Daryl Gross
 Head Coach _____ Jim Boeheim
 Alma Mater _____ Syracuse '66
 Record at Syracuse _____ 703-241 (29 years)
 Overall Record _____ Same
 Assistant Coaches _____ Bernie Fine, Mike Hopkins,
 _____ Rob Murphy
 Basketball Office _____ (315) 443-2082
 Arena (Capacity) _____ Carrier Dome (33,000)
 2004-05 Record _____ 27-7 (11-5/13rd)
 2004-05 Postseason _____ NCAA Tournament (0-1)
 Letterwinners R/L _____ 10/5
 Starters R/L _____ 2/3
 Men's Basketball SID _____ Pete Moore
 SID Office _____ (315) 443-2608
 SID Home Phone _____ (315) 449-0745
 SID FAX _____ (315) 443-2076
 SID E-Mail _____ pimoore@syr.edu
 Press Row Phone _____ (315) 443-4241

2005-06 Schedule

Nov. 8 _____ BETHUNE-COOKMAN
 Nov. 9 _____ TBA#
 Nov. 17 _____ TBA%
 Nov. 18 _____ TBA%
 Nov. 22 _____ BUCKNELL
 Nov. 25 _____ SIENA
 Nov. 30 _____ MANHATTAN
 Dec. 3 _____ TCU
 Dec. 10 _____ COLGATE
 Dec. 18 _____ DAVIDSON
 Dec. 21 _____ ILLINOIS CHICAGO
 Dec. 27 _____ at Towson
 Dec. 30 _____ KENT STATE
Jan. 4 _____ UTEP
 Jan. 8 _____ SOUTH FLORIDA*
 Jan. 11 _____ at Notre Dame*
 Jan. 14 _____ at Cincinnati*
 Jan. 16 _____ CONNECTICUT*
 Jan. 21 _____ at Villanova*
 Jan. 23 _____ at Pittsburgh*
 Jan. 29 _____ SETON HALL*
 Feb. 1 _____ RUTGERS*
 Feb. 8 _____ at Connecticut*
 Feb. 12 _____ at St. John's*
 Feb. 15 _____ CINCINNATI*
 Feb. 18 _____ LOUISVILLE*
 Feb. 20 _____ WEST VIRGINIA*
 Feb. 25 _____ at Georgetown*
 March 2 _____ at DePaul*
 March 5 _____ VILLANOVA*
 March 8-11 _____ atBIG EAST Tournament*

2004-05 Results (27-7)

Nov. 11 _____ NORTHERN COLORADO# _____ W 104-54
 Nov. 12 _____ PRINCETON# _____ W 56-45
 Nov. 18 _____ Mississippi State% _____ W 71-58
 Nov. 19 _____ Memphis% _____ W 77-62
 Nov. 27 _____ at Siena _____ W 78-56
 Dec. 1 _____ ST. BONAVENTURE _____ W 91-67
 Dec. 4 _____ COLGATE _____ W 68-55
 Dec. 7 _____ vs. Oklahoma State@ _____ L 60-74
 Dec. 11 _____ BINGHAMTON _____ W 86-56
 Dec. 18 _____ DREXEL _____ W 74-54
 Dec. 20 _____ CORNELL _____ W 82-69
 Dec. 22 _____ RICE _____ W 88-72
 Dec. 28 _____ ALBANY _____ W 72-55
 Dec. 30 _____ HOFSTRA _____ W 80-75
 Jan. 5 _____ at St. John's* _____ W 79-65
 Jan. 8 _____ SETON HALL* _____ W 75-50
 Jan. 10 _____ at Notre Dame* _____ W 70-61
 Jan. 15 _____ at Providence* _____ W 75-71
 Jan. 18 _____ GEORGETOWN* _____ W 78-73 (ot)
 Jan. 22 _____ WEST VIRGINIA* _____ W 72-64
 Jan. 24 _____ at Rutgers* _____ W 86-84
 Jan. 29 _____ at Pittsburgh* _____ L 69-76
 Feb. 5 _____ NOTRE DAME* _____ W 60-57
 Feb. 7 _____ CONNECTICUT* _____ L 66-74
 Feb. 12 _____ at Villanova* _____ W 90-75
 Feb. 14 _____ PITTSBURGH* _____ L 64-68
 Feb. 19 _____ at Boston College* _____ L 60-65
 Feb. 23 _____ ST. JOHN'S* _____ W 83-69
 Feb. 26 _____ PROVIDENCE* _____ W 91-66
 March 5 _____ at Connecticut* _____ L 70-88
 March 10 _____ Rutgers\$ _____ W 81-57
 March 11 _____ Connecticut\$ _____ W 67-63
 March 12 _____ West Virginia\$ _____ W 68-59
 March 18 _____ Vermont+ _____ L 57-60 (ot)

Top Returnees

Player	Pos	Ht	Wt	Year	Ppg	Rpg	Apg	FG%	FT%
Louie McCroskey	G	6-5	208	JR	5.6	2.9	1.2	.391	.500
Gerry McNamara	G	6-2	182	SR	15.8	2.3	4.9	.370	.874
Demetris Nichols	F	6-8	212	JR	3.9	2.1	0.5	.379	.722
Terrence Roberts	F	6-9	228	JR	7.2	3.9	0.6	.569	.554
Darryl Watkins	C	6-11	258	JR	3.7	3.3	0.4	.612	.500

Coaches vs. Cancer
 % Coaches vs. Cancer (New York, N.Y.)
 * BIG EAST Conference game
 ^ New York, N.Y.
 Home games in CAPS

Coaches vs. Cancer (Syracuse, N.Y.)
 % Coaches vs. Cancer (New York, N.Y.)
 @ Jimmy V Classic (New York, N.Y.)
 * BIG EAST Conference game
 \$ BIG EAST Tournament (New York, N.Y.)
 + NCAA Tournament (Worcester, Mass.)
 Home games in CAPS

2005-06 Opponents

East Carolina



Corey Rouse
Senior Forward



Ricky Stokes
Head Coach

WWW.ECUIRATES.COM

Quick Facts

Location _____ Greenville, N.C.
 Founded _____ 1907
 Enrollment _____ 22,766
 Nickname _____ Pirates
 Colors _____ Purple, Gold
 Conference _____ Conference USA
 Chancellor _____ Dr. Steve Ballard
 Athletic Director _____ Terry Holland
 Head Coach _____ Ricky Stokes
 Alma Mater _____ Virginia '84
 Record at East Carolina _____ First year
 Overall Record _____ 46-69 (four years)
 Assistant Coaches _____ Mack McCarthy,
 Chris Ferguson, Larry Dixon
 Basketball Office _____ (252) 328-4592
 Arena (Capacity) _____ Williams Arena at Mingos
 Coliseum _____ (8,000)
 2004-05 Record _____ 9-19 (4-12/13th)
 2004-05 Postseason _____ N/A
 Letterwinners R/L _____ 8/3
 Starters R/L _____ 3/2
 Men's Basketball SID _____ Jody Jones
 SID Office _____ (252) 328-4522
 SID Home Phone _____ (252) 215-5623
 SID FAX _____ (252) 328-4528
 SID E-Mail _____ jonesjod@mail.ecu.edu
 Press Row Phone _____ (252) 328-0135

2005-06 Schedule

Nov. 18 _____ NORTH CAROLINA A&T
 Nov. 22 _____ GARDNER-WEBB
 Nov. 26 _____ WOFFORD
 Nov. 30 _____ at Wofford
 Dec. 3 _____ at Old Dominion
 Dec. 6 _____ UNC GREENSBORO
 Dec. 10 _____ WESTERN CAROLINA
 Dec. 18 _____ at Winthrop
 Dec. 21 _____ at Toledo
 Dec. 28 _____ LIMESTONE
 Dec. 31 _____ UNC-WILMINGTON
 Jan. 3 _____ at Wake Forest
 Jan. 7 _____ ST. PAUL'S
 Jan. 11 _____ MEMPHIS*
 Jan. 14 _____ at UTEP*
 Jan. 18 _____ SMU*
 Jan. 21 _____ at Tulane*
 Jan. 25 _____ UCF*
 Jan. 28 _____ TULSA*
 Feb. 1 _____ at Marshall*
 Feb. 4 _____ HOUSTON*
 Feb. 11 _____ at UAB*
 Feb. 15 _____ at Rice*
 Feb. 18 _____ MARSHALL*
 Feb. 22 _____ at UCF*
 Feb. 25 _____ TULANE*
 March 4 _____ at Southern Miss*
 March 8-11 _____ at Conference USA Tournament*

2004-05 Results (9-19)

Nov. 17 _____ Pepperdine# _____ W 80-58
 Nov. 18 _____ Oregon State# _____ W 64-62
 Nov. 19 _____ at NC State# _____ L 61-100
 Nov. 23 _____ at Gardner-Webb _____ L 60-90
 Nov. 28 _____ BELMONT ABBEY _____ W 77-50
 Dec. 1 _____ TOLEDO _____ W 73-71
 Dec. 7 _____ at Western Carolina _____ L 72-77 (ot)
 Dec. 12 _____ OLD DOMINION _____ L 50-51
 Dec. 17 _____ WINTHROP _____ L 55-70
 Dec. 20 _____ South Carolina% _____ L 53-57
 Dec. 29 _____ at Clemson _____ L 40-77
 Jan. 3 _____ ST. ANDREWS _____ W 88-40
 Jan. 5 _____ USF* _____ L 71-72
 Jan. 8 _____ at Charlotte* _____ L 60-72
 Jan. 12 _____ CINCINNATI* _____ L 78-84
 Jan. 15 _____ UAB* _____ L 64-76
 Jan. 19 _____ at Louisville* _____ L 41-92
 Jan. 22 _____ at DePaul* _____ L 56-77
 Jan. 26 _____ SAINT LOUIS _____ W 59-55
 Jan. 29 _____ CHARLOTTE* _____ W 54-51
 Feb. 2 _____ at Memphis* _____ L 66-72
 Feb. 5 _____ at TCU* _____ L 59-71
 Feb. 12 _____ MARQUETTE* _____ L 69-71 (ot)
 Feb. 16 _____ at UAB* _____ W 67-64
 Feb. 19 _____ at USF* _____ L 50-60
 Feb. 23 _____ SOUTHERN MISS* _____ W 77-66
 Feb. 26 _____ HOUSTON* _____ L 72-76
 March 5 _____ at Tulane* _____ L 71-77

Top Returnees

Player	Pos	Ht	Wt	Year	Ppg	Rpg	Apg	FG%	FT%
Mike Castro	F	6-7	235	SR	3.4	4.7	0.4	.371	.580
Tom Hammonds	G	6-4	200	SO	8.0	2.3	0.9	.417	.684
Josh King	G	5-10	170	SO	3.3	1.0	0.9	.315	1.000
Japhet McNeil	G	5-10	170	JR	6.2	3.6	4.4	.313	.696
Corey Rouse	F	6-8	195	SR	10.6	10.2	0.9	.468	.500

* Conference USA game
 ^ Memphis, Tenn.
 Home games in CAPS

BCA Invitational (Raleigh, N.C.)
 % Coors Classic (Mobile, Ala.)
 * Conference USA game
 Home games in CAPS

Houston



Ramon Dyer
Senior Forward



Tom Penders
Head Coach

WWW.UHCOUGARS.COM

Quick Facts

Location _____ Houston, Texas
 Founded _____ 1927
 Enrollment _____ 32,296
 Nickname _____ Cougars
 Colors _____ Scarlet, White
 Conference _____ Conference USA
 President _____ Dr. Jay Gogue
 Athletic Director _____ Dave Maggard
 Head Coach _____ Tom Penders
 Alma Mater _____ Connecticut '67
 Record at Houston _____ 18-14 (second year)
 Overall Record _____ 545-375 (31 years)
 Assistant Coaches _____ Melvin Haralson
 Shanon Hays, George Walker
 Basketball Office _____ (713) 743-9430
 Arena (Capacity) _____ Hofheinz Pavilion (8,479)
 2004-05 Record _____ 18-14 (9-7/ 6th)
 2004-05 Postseason _____ NIT (0-1)
 Letterwinners R/L _____ 7/7
 Starters R/L _____ 4/1
 Men's Basketball SID _____ Rick Poulter
 SID Office _____ (713) 743-9404
 SID Home Phone _____ (281) 489-7364
 SID FAX _____ (713) 743-9411
 SID E-Mail _____ rpoulter@uh.edu
 Press Row Phone _____ (713) 743-9477

2005-06 Schedule

Nov. 22 _____ FLORIDA TECH
 Nov. 26 _____ VIRGINIA COMMONWEALTH
 Nov. 29 _____ at LSU
 Dec. 3 _____ ARIZONA
 Dec. 10 _____ SAM HOUSTON STATE
 Dec. 17 _____ South Alabama#
 Dec. 20 _____ at UNLV
 Dec. 23 _____ NORTH TEXAS
 Dec. 27 _____ RHODE ISLAND
 Dec. 31 _____ McNEESE STATE
 Jan. 3 _____ at Centenary
 Jan. 7 _____ TAMU-CORPUS CHRISTI
 Jan. 11 _____ at Rice*
 Jan. 14 _____ UCF*
 Jan. 18 _____ SOUTHERN MISS*
 Jan. 21 _____ at UAB*
 Jan. 25 _____ at Tulane*
 Jan. 28 _____ MARSHALL*
 Feb. 1 _____ UTEP*
 Feb. 4 _____ at East Carolina*
 Feb. 11 _____ SMU*
 Feb. 15 _____ at UCF*
 Feb. 18 _____ TULSA*
 Feb. 25 _____ at UTEP*
 March 1 _____ RICE*
 March 4 _____ at Memphis*
 March 8-11 _____ at Conference USA Tournament*

2004-05 Results (18-14)

Nov. 15 _____ Sam Houston State# _____ W 72-69
 Nov. 16 _____ at Missouri# _____ L 61-77
 Nov. 19 _____ McNEESE STATE _____ W 85-72
 Nov. 23 _____ Ohio State% _____ L 61-78
 Nov. 24 _____ Missouri% _____ W 57-55
 Nov. 27 _____ GRAMBLING STATE _____ W 95-52
 Nov. 30 _____ at Rice _____ L 73-74
 Dec. 4 _____ at Lamar _____ W 85-77
 Dec. 16 _____ NEW ORLEANS _____ W 78-65
 Dec. 18 _____ SE LOUISIANA _____ W 68-61
 Dec. 21 _____ LSU _____ W 81-72
 Dec. 24 _____ at Washington _____ L 63-110
 Dec. 29 _____ at Texas A&M _____ L 80-93
 Jan. 5 _____ LOUISVILLE* _____ W 70-67
 Jan. 8 _____ at DePaul* _____ L 57-68
 Jan. 11 _____ CENTENARY _____ W 93-82
 Jan. 15 _____ SOUTHERN MISS* _____ W 63-53
 Jan. 19 _____ at TCU* _____ L 51-58
 Jan. 22 _____ at USF* _____ W 62-50
 Jan. 26 _____ TULANE* _____ L 61-63
 Jan. 29 _____ at Cincinnati* _____ L 68-87
 Feb. 2 _____ SAINT LOUIS* _____ W 63-43
 Feb. 5 _____ MEMPHIS* _____ W 66-53
 Feb. 9 _____ at Charlotte* _____ L 71-91
 Feb. 12 _____ at Southern Miss* _____ W 75-53
 Feb. 16 _____ USF* _____ W 68-50
 Feb. 19 _____ TCU* _____ W 69-57
 Feb. 26 _____ at East Carolina* _____ W 76-72
 March 2 _____ at Marquette* _____ L 55-76
 March 5 _____ UAB* _____ L 66-71
 March 9 _____ USF^ _____ L 64-69
 March 16 _____ at Wichita State\$ _____ L 69-85

Coors Classic (Mobile, Ala.)
 * Conference USA game
 ^ Memphis, Tenn.
 Home games in CAPS

Guardians Classic (Columbia, Mo.)
 % Guardians Classic (Kansas City, Mo.)
 * Conference USA game
 ^ Conference USA Tournament (Memphis, Tenn.)
 \$ NIT
 Home games in CAPS

Top Returnees

Player	Pos	Ht	Wt	Year	Ppg	Rpg	Apg	FG%	FT%
Ramon Dyer	F	6-6	190	SR	9.8	5.8	0.6	.455	.530
Brian Latham	G	6-1	175	SR	8.3	3.3	2.3	.385	.634
Chris Lawson	G	6-3	210	SR	4.8	1.6	1.2	.357	.608
Sergio de Randamie	C	6-7	235	SR	1.3	1.9	0.3	.440	.688
Lanny Smith	G	6-2	180	JR	14.7	2.4	4.2	.392	.703

2005-06 Opponents

Marshall



Mark Patton
Senior Forward



Ron Jirsa
Head Coach

WWW.HERDZONE.COM

Quick Facts

Location _____ Huntington, W. Va.
 Founded _____ 1837
 Enrollment _____ 16,551
 Nickname _____ Thundering Herd
 Colors _____ Green, White
 Conference _____ Conference USA
 President _____ Dr. Stephen J. Kopp
 Athletic Director _____ Bob Marcum
 Head Coach _____ Ron Jirsa
 Alma Mater _____ Gettysburg '81
 Record at Marshall _____ Third year
 Overall Record _____ 18-39 (two years)
 Assistant Coaches _____ Bob Mackinnon,
 David "Aki" Collins, Josh Postorino
 Basketball Office _____ (304) 696-6460
 Arena (Capacity) _____ Cam Henderson Center (9,043)
 2004-05 Record _____ 6-22 (3-15/6th MAC East)
 2004-05 Postseason _____ None
 Letterwinners R/L _____ 6/6
 Starters R/L _____ 2/3
 Men's Basketball SID _____ Andy Boggs
 SID Office _____ (304) 696-2418
 SID Cell Phone _____ (304) 360-5687
 SID FAX _____ (304) 696-2325
 SID E-Mail _____ boggsa@marshall.edu
 Press Row Phone _____ (304) 696-3304

2005-06 Schedule

Nov. 18 _____ at Evansville
 Nov. 21 _____ at Virginia Tech
 Nov. 26 _____ EVANSVILLE
 Nov. 28 _____ at East Tennessee State
 Dec. 1 _____ MARYLAND EASTERN SHORE
 Dec. 4 _____ YOUNGSTOWN STATE
 Dec. 17 _____ APPALACHIAN STATE
 Dec. 20 _____ CHARLESTON SOUTHERN
 Dec. 29 _____ South Carolina State#
 Dec. 30 _____ Furman/Kennesaw State#
 Jan. 4 _____ at Appalachian State
 Jan. 7 _____ GEORGE WASHINGTON
 Jan. 11 _____ at UCF*
 Jan. 14 _____ UAB*
 Jan. 18 _____ at Tulsa*
 Jan. 21 _____ UTEP*
 Jan. 25 _____ West Virginia%
 Jan. 28 _____ at Houston*
 Feb. 1 _____ EAST CAROLINA*
 Feb. 4 _____ at Tulane*
 Feb. 8 _____ RICE*
 Feb. 11 _____ MEMPHIS*
 Feb. 15 _____ at SMU*
 Feb. 18 _____ at East Carolina*
 Feb. 25 _____ SOUTHERN MISS*
 March 1 _____ UCF*
 March 4 _____ at UAB*
 March 8-11 _____ at Conference USA Tournament*

2004-05 Results (6-22)

Nov. 19 _____ at UNC-Wilmington _____ L 57-58
 Nov. 23 _____ EAST TENNESSEE STATE _____ W 80-76
 Nov. 27 _____ Oregon# _____ L 69-89
 Nov. 30 _____ at Eastern Michigan _____ L 88-90
 Dec. 4 _____ UAB _____ L 78-81
 Dec. 11 _____ at Illinois State _____ L 67-79
 Dec. 18 _____ at Western Kentucky _____ L 54-70
 Dec. 21 _____ HIGH POINT _____ W 74-73
 Dec. 30 _____ at Xavier _____ L 46-69
 Jan. 2 _____ CENTRAL MICHIGAN* _____ L 83-88
 Jan. 6 _____ BOWLING GREEN* _____ L 64-69
 Jan. 9 _____ at Ohio* _____ L 68-77
 Jan. 11 _____ at West Virginia _____ W 59-55
 Jan. 15 _____ TOLEDO* _____ L 74-83
 Jan. 19 _____ AKRON* _____ L 55-65
 Jan. 22 _____ at Kent State* _____ L 66-75
 Jan. 27 _____ at Buffalo* _____ L 65-78
 Feb. 1 _____ KENT STATE* _____ L 63-70
 Feb. 3 _____ at Xavier _____ L 66-77
 Feb. 6 _____ at Ball State* _____ W 90-81
 Feb. 9 _____ EASTERN MICHIGAN* _____ W 81-75
 Feb. 12 _____ at Western Michigan* _____ L 70-90
 Feb. 15 _____ at Miami (Ohio)* _____ L 51-59
 Feb. 23 _____ BUFFALO* _____ L 55-68
 Feb. 26 _____ OHIO* _____ L 62-83
 March 2 _____ at Akron* _____ L 64-71
 March 5 _____ MIAMI (OHIO)* _____ W 54-47
 March 7 _____ at Ohio* _____ L 66-72

Top Returnees

Player	Pos	Ht	Wt	Year	Ppg	Rpg	Apg	FG%	FT%
LaVar Carter	F/C	6-7	250	SR	5.2	3.7	0.4	.482	.605
Ryan Lamb	G	5-8	165	SO	1.0	0.6	0.6	.185	.750
Joe Miles	G	6-0	175	SO	9.6	1.6	1.9	.370	.667
Mark Patton	F	6-9	250	SR	11.0	8.1	0.9	.498	.747
Tre Whitted	G	6-4	200	JR	7.9	3.6	1.5	.371	.648

Furman Tournament (Greenville, S.C.)
 % Toyota Capital Classic (Charleston, W. Va.)
 * Conference USA game
 ^ MAC Tournament
 ^ Memphis, Tenn.
 Home games in CAPS

Charleston, W. Va.
 * MAC game
 ^ MAC Tournament
 Home games in CAPS

Memphis



Rodney Carney
Senior Forward



John Calipari
Head Coach

WWW.GOTIGERSGO.COM

Quick Facts

Location _____ Memphis, Tenn.
 Founded _____ 1912
 Enrollment _____ 20,668
 Nickname _____ Tigers
 Colors _____ Blue, Gray
 Conference _____ Conference USA
 President _____ Dr. Shirley Raines
 Athletic Director _____ R.C. Johnson
 Head Coach _____ John Calipari
 Alma Mater _____ Clarion State '82
 Record at Memphis _____ 115-55 (five years)
 Overall Record _____ 308-126 (13 years)
 Assistant Coaches _____ Tony Barbee,
 Derek Kellogg, John Robic
 Basketball Office _____ (901) 678-2346
 Arena (Capacity) _____ FedExForum (18,400)
 2004-05 Record _____ 22-16 (9-7/7th)
 2004-05 Postseason _____ NIT (3-1)
 Letterwinners R/L _____ 7/5
 Starters R/L _____ 2/3
 Men's Basketball SID _____ Lamar Chance
 SID Office _____ (901) 678-2349
 SID Cell Phone _____ (901) 734-9949
 SID FAX _____ (901) 678-4134
 SID E-Mail _____ lchance1@memphis.edu
 Press Row Phone _____ (901) 205-2758

2005-06 Schedule

Nov. 15 _____ WISCONSIN-MILWAUKEE#
 Nov. 28 _____ LAMAR
 Nov. 30 _____ JACKSON STATE
 Dec. 3 _____ at Cincinnati
 Dec. 10 _____ at Providence
 Dec. 17 _____ at Mississippi
 Dec. 20 _____ LOUISIANA TECH
 Dec. 27 _____ GONZAGA
 Dec. 30 _____ PURDUE
 Jan. 2 _____ TEXAS
 Jan. 4 _____ MIDDLE TENNESSEE
 Jan. 8 _____ WINTHROP
 Jan. 11 _____ at East Carolina*
 Jan. 14 _____ SMU*
 Jan. 18 _____ TENNESSEE
 Jan. 21 _____ at Southern Miss*
 Jan. 26 _____ UAB*
 Jan. 28 _____ UCF*
 Feb. 1 _____ at Tulsa*
 Feb. 4 _____ at Rice*
 Feb. 11 _____ at Marshall*
 Feb. 14 _____ SOUTHERN MISS*
 Feb. 18 _____ at Tulane*
 Feb. 22 _____ UTEP*
 Feb. 25 _____ TULSA*
 March 2 _____ at UAB*
 March 4 _____ HOUSTON*
 March 8-11 _____ at Conference USA Tournament*

2004-05 Results (22-16)

Nov. 11 _____ SAVANNAH STATE# _____ W 102-40
 Nov. 13 _____ GEORGE MASON# _____ W 75-58
 Nov. 18 _____ St. Mary's% _____ W 81-66
 Nov. 19 _____ Syracuse% _____ L 62-77
 Nov. 23 _____ ARKANSAS STATE _____ W 79-75
 Nov. 26 _____ Maryland@ _____ L 61-84
 Dec. 3 _____ at Purdue _____ W 62-51
 Dec. 7 _____ Pittsburgh+ _____ L 51-70
 Dec. 11 _____ MISSISSIPPI _____ L 53-65
 Dec. 18 _____ AUSTIN PEAY _____ W 71-66
 Dec. 20 _____ LOUISIANA TECH _____ L 55-64
 Dec. 23 _____ PROVIDENCE _____ L 59-72
 Dec. 30 _____ EAST TENNESSEE STATE _____ W 87-56
 Jan. 6 _____ at Texas _____ L 67-74
 Jan. 9 _____ SOUTHERN MISS* _____ W 60-46
 Jan. 13 _____ MARQUETTE* _____ W 78-68
 Jan. 15 _____ TCU* _____ L 59-61
 Jan. 19 _____ at USF* _____ W 73-67
 Jan. 22 _____ at UAB* _____ L 70-73
 Jan. 27 _____ DEPAUL* _____ W 68-55
 Jan. 29 _____ at TCU* _____ W 72-57
 Feb. 2 _____ EAST CAROLINA* _____ W 72-66
 Feb. 5 _____ at Houston* _____ L 53-66
 Feb. 9 _____ at Louisville* _____ W 85-68
 Feb. 12 _____ TULANE* _____ W 103-71
 Feb. 19 _____ at Southern Miss* _____ W 85-73
 Feb. 23 _____ at Charlotte* _____ L 77-80
 Feb. 26 _____ LOUISVILLE* _____ L 44-53
 March 2 _____ at Saint Louis* _____ L 61-70
 March 5 _____ CINCINNATI* _____ L 60-62
 March 9 _____ SAINT LOUIS _____ W 79-59
 March 10 _____ CHARLOTTE _____ W 83-69
 March 11 _____ USF _____ W 81-68
 March 12 _____ LOUISVILLE _____ L 74-75
 March 16 _____ NORTHEASTERN! _____ W 90-65
 March 19 _____ VIRGINIA TECH! _____ W 83-62
 March 23 _____ VANDERBILT! _____ W 81-68
 March 29 _____ vs. St. Joseph's^ _____ L 58-70

Top Returnees


Player	Pos	Ht	Wt	Year	Ppg	Rpg	Apg	FG%	FT%
Rodney Carney	F	6-7	205	SR	16.0	5.0	1.2	.407	.773
Joey Dorsey	F	6-9	260	SO	4.6	6.0	0.5	.546	.429
Simplex Njoya	F	6-10	240	SR	1.0	1.1	0.0	.667	.667
Darius Washington	G	6-2	195	SO	15.4	3.6	3.8	.460	.733
Waki Williams	F	6-9	210	SR	3.2	2.3	0.3	.471	.593

Preseason NIT
 * Conference USA game
 ^ Memphis, Tenn.
 Home games in CAPS

Coaches vs. Cancer
 % Coaches vs. Cancer (New York, N.Y.)
 @ Hall of Fame Tip Off Classic (Springfield, Mass.)
 + Jimmy V Classic (New York, N.Y.)
 * Conference USA game
 ! Conference USA Tournament
 ! NIT
 ^ NIT (New York, N.Y.)
 Home games in CAPS

2005-06 Opponents

Rice



J.R. Harrison
Senior Forward



Willis Wilson
Head Coach

WWW.RICEOWLS.COM

Quick Facts

Location _____ Houston, Texas
 Founded _____ 1891
 Enrollment _____ 4,785
 Nickname _____ Owls
 Colors _____ Blue, Gray
 Conference _____ Conference USA
 President _____ David W. Leebron
 Athletic Director _____ Bobby May
 Head Coach _____ Willis Wilson
 Alma Mater _____ Rice '82
 Record at Rice _____ 188-187 (13 years)
 Overall Record _____ Same
 Assistant Coaches _____ Marty Gross,
 Todd Smith, Marty Gillespie
 Basketball Office _____ (713) 348-4075
 Arena (Capacity) _____ Autry Court (5,000)
 2004-05 Record _____ 19-12 (12-6/3rd WAC)
 2004-05 Postseason _____ NIT (0-1)
 Letterwinners R/L _____ 9/5
 Starters R/L _____ 3/2
 Men's Basketball SID _____ Jay Jameson
 SID Office _____ (713) 348-8874
 SID Cell Phone _____ (614) 354-9422
 SID FAX _____ (713) 348-6019
 SID E-Mail _____ jj7473@rice.edu
 Press Row Phone _____ (713) 348-5638

2005-06 Schedule

Nov. 18 _____ at Marquette#
 Nov. 19 _____ Winthrop/IUPUI#
 Nov. 22 _____ NEW MEXICO HIGHLANDS
 Nov. 26 _____ at Oregon
 Nov. 29 _____ PRAIRIE VIEW A&M
 Dec. 3 _____ UTAH
 Dec. 5 _____ at Texas
 Dec. 15 _____ PALM BEACH ATLANTIC
 Dec. 17 _____ at Arkansas
 Dec. 21 _____ TEXAS SOUTHERN
 Dec. 30 _____ at Murray State
 Jan. 2 _____ YALE
 Jan. 5 _____ PRINCETON
 Jan. 11 _____ HOUSTON*
 Jan. 14 _____ at Tulane*
 Jan. 18 _____ UAB*
 Jan. 21 _____ at SMU*
 Jan. 25 _____ at Southern Miss*
 Jan. 28 _____ TULANE*
 Feb. 4 _____ MEMPHIS*
 Feb. 8 _____ at Marshall*
 Feb. 11 _____ at Tulsa*
 Feb. 15 _____ EAST CAROLINA*
 Feb. 18 _____ at UTEP*
 Feb. 25 _____ UCF*
 March 1 _____ at Houston*
 March 4 _____ SMU*
 March 8-11 _____ at Conference USA Tournament*

Pepsi Blue and Gold Classic (Milwaukee, Wis.)

* Conference USA game

^ Memphis, Tenn.

Home games in CAPS

2004-05 Results (19-12)

Nov. 20 ___ MOBILE _____ W 77-56
 Nov. 23 ___ MIDDLE TENNESSEE _____ W 67-62
 Nov. 27 ___ at Louisiana-Lafayette _____ L 61-75
 Nov. 30 ___ HOUSTON _____ W 74-73
 Dec. 6 ___ GRAMBLING STATE _____ W 113-54
 Dec. 16 ___ LAMAR _____ W 81-75
 Dec. 19 ___ at Connecticut _____ L 72-81
 Dec. 22 ___ at Syracuse _____ L 72-88
 Dec. 30 ___ SMU* _____ W 66-64 (ot)
 Jan. 1 ___ LOUISIANA TECH* _____ W 78-57
Jan. 6 ___ at UTEP* _____ L 67-96
 Jan. 8 ___ at Boise State* _____ W 87-75
 Jan. 15 ___ TULSA* _____ W 82-70
 Jan. 20 ___ FRESNO STATE* _____ W 83-68
 Jan. 22 ___ NEVADA* _____ L 59-62
 Jan. 27 ___ at Hawaii* _____ L 72-75 (ot)
 Jan. 29 ___ at San Jose State* _____ L 85-90
 Feb. 3 ___ BOISE STATE* _____ W 68-52
Feb. 5 ___ UTEP* _____ L 71-73
 Feb. 8 ___ ROCKHURST _____ W 82-63
 Feb. 12 ___ at Tulsa* _____ W 71-64 (ot)
 Feb. 16 ___ at Nevada* _____ L 58-73
 Feb. 19 ___ MURRAY STATE _____ L 63-69
 Feb. 21 ___ at Fresno State* _____ W 76-68
 Feb. 25 ___ SAN JOSE STATE* _____ W 56-50
 Feb. 27 ___ HAWAII* _____ W 80-61
 March 3 ___ at Louisiana Tech* _____ W 78-64
 March 5 ___ at SMU* _____ W 80-75 (2ot)
 March 10 ___ SMU* _____ W 63-47
 March 11 ___ UTEP* _____ L 77-85
 March 16 ___ at Missouri State% _____ L 82-105

* WAC game

^ WAC Tournament (Reno, Nev.)

% NIT

Home games in CAPS

Top Returnees

Player	Pos	Ht	Wt	Year	Ppg	Rpg	Apg	FG%	FT%
Morris Almond	F	6-6	215	JR	7.2	2.1	1.1	.525	.809
Patrick Britton	F	6-8	200	SO	1.9	1.9	0.5	.365	.667
J.R. Harrison	F	6-6	215	SR	9.1	4.4	1.4	.471	.635
Jamaal Moore	F	6-5	195	SR	4.6	2.2	1.3	.394	.680
Lorenzo Williams	G	6-1	165	JR	6.0	1.9	4.3	.433	.639

SMU



Bryan Hopkins
Senior Guard



Jimmy Tubbs
Head Coach

WWW.SMUMUSTANGS.COM

Quick Facts

Location _____ Dallas, Texas
 Founded _____ 1911
 Enrollment _____ 10,901
 Nickname _____ Mustangs
 Colors _____ Red, Blue
 Conference _____ Conference USA
 President _____ Dr. R. Gerald Turner
 Athletic Director _____ Jim Copeland
 Head Coach _____ Jimmy Tubbs
 Alma Mater _____ Bishop '72
 Record at SMU _____ 14-13 (second year)
 Overall Record _____ Same
 Assistant Coaches _____ Robert Lineburg,
 Dean Christian, Anthony Anderson
 Basketball Office _____ (214) 768-3501
 Arena (Capacity) _____ Moody Coliseum (8,998)
 2004-05 Record _____ 14-13 (9-9/6th WAC)
 2004-05 Postseason _____ None
 Letterwinners R/L _____ 8/6
 Starters R/L _____ 3/3
 Men's Basketball SID _____ Herman Hudson
 SID Office _____ (214) 768-1304
 SID Cell Phone _____ (214) 924-0358
 SID FAX _____ (214) 768-2044
 SID E-Mail _____ hermanh@smu.edu
 Press Row Phone _____ (214) 768-7742

2005-06 Schedule

Nov. 20 _____ at Louisiana-Monroe
 Nov. 22 _____ CENTENARY
 Nov. 27 _____ TOLEDO
 Nov. 29 _____ LONG ISLAND
 Dec. 1 _____ at Texas State
 Dec. 3 _____ at Oklahoma State
 Dec. 10 _____ HARDIN-SIMMONS
 Dec. 19 _____ SAVANNAH STATE
 Dec. 22 _____ at Wyoming
 Dec. 28 _____ HARVARD
 Dec. 30 _____ TCU
 Jan. 4 _____ OKLAHOMA
Jan. 11 ___ UTEP*
 Jan. 14 _____ at Memphis*
 Jan. 18 _____ at East Carolina*
 Jan. 21 _____ RICE*
 Jan. 24 _____ at UT Pan American
Jan. 28 ___ at UTEP*
 Feb. 1 _____ at Tulane*
 Feb. 4 _____ SOUTHERN MISS*
 Feb. 8 _____ TULSA*
 Feb. 11 _____ at Houston*
 Feb. 15 _____ MARSHALL*
 Feb. 18 _____ UCF*
 Feb. 22 _____ at Tulsa*
 Feb. 25 _____ UAB*
 March 4 _____ at Rice*
 March 8-11 _____ at Conference USA Tournament+

* Conference USA game

+ Memphis, Tenn.

2004-05 Results (14-14)

Nov. 19 ___ UT-TYLER _____ W 76-61
 Nov. 22 ___ at Montana State _____ W 69-61 (ot)
 Nov. 29 ___ OKLAHOMA STATE _____ L 57-76
 Dec. 1 ___ at Texas Tech _____ L 67-105
 Dec. 4 ___ TEXAS STATE _____ W 74-57
 Dec. 12 ___ at TCU _____ L 51-65
 Dec. 16 ___ BAYLOR _____ W 77-43
 Dec. 20 ___ ARKANSAS-PINE BLUFF _____ W 87-50
 Dec. 30 ___ at Rice* _____ L 64-66 (ot)
 Jan. 1 ___ at Tulsa* _____ W 95-83 (ot)
 Jan. 6 ___ FRESNO STATE* _____ W 74-63
 Jan. 8 ___ NEVADA* _____ L 66-73
 Jan. 13 ___ at Hawaii* _____ L 59-71
 Jan. 15 ___ at San Jose State* _____ W 77-69
 Jan. 22 ___ at Louisiana Tech* _____ L 57-58
Jan. 27 ___ UTEP* _____ L 55-60
 Jan. 29 ___ BOISE STATE* _____ W 78-69
 Feb. 3 ___ at Nevada* _____ L 59-73
 Feb. 5 ___ at Fresno State* _____ L 70-71
 Feb. 10 ___ SAN JOSE STATE* _____ W 66-46
 Feb. 12 ___ HAWAII* _____ W 71-65
 Feb. 16 ___ LOUISIANA TECH* _____ W 73-70
 Feb. 19 ___ at Toledo _____ L 67-78
 Feb. 25 ___ at Boise State* _____ W 80-62
Feb. 27 ___ at UTEP* _____ L 74-79
 March 3 ___ TULSA* _____ W 81-74 (ot)
 March 5 ___ RICE* _____ L 75-80 (2ot)
 March 10 ___ Rice^ _____ L 47-63

* WAC game

\$ WAC Tournament (Reno, Nev.)

Home games in CAPS

Top Returnees

Player	Pos	Ht	Wt	Year	Ppg	Rpg	Apg	FG%	FT%
Bryan Hopkins	G	6-0	195	SR	17.9	3.9	3.9	.404	.768
Jon Killen	G	6-4	195	SO	1.6	1.0	0.8	.415	.688
Ike Ofoegbu	F	6-8	225	JR	0.8	1.1	0.1	.161	.611
Devon Pearson	F	6-6	235	JR	10.4	6.2	1.6	.469	.763
Derrick Roberts	G	6-4	198	SO	7.4	2.7	2.7	.341	.806

2005-06 Opponents

Southern Miss



Jason Forte
Senior Guard



Larry Eustachy
Head Coach

WWW.SOUTHERNMISS.COM

Quick Facts

Location _____ Hattiesburg, Miss.
 Founded _____ 1910
 Enrollment _____ 15,974
 Nickname _____ Golden Eagles
 Colors _____ Black, Gold
 Conference _____ Conference USA
 President _____ Dr. Shelby Thames
 Athletic Director _____ Richard Giannini
 Head Coach _____ Larry Eustachy
 Alma Mater _____ Long Beach State '79
 Record at Southern Miss _____ 11-17 (second year)
 Overall Record _____ 271-162 (14 years)
 Assistant Coaches _____ Steve Barnes,
 Nate Loenser, Ricky Wilson
 Basketball Office _____ (601) 266-6355
 Arena (Capacity) _____ Reed Green Coliseum (8,095)
 2004-05 Record _____ 11-17 (2-14/14th)
 2004-05 Postseason _____ None
 Letterwinners R/L _____ 6/4
 Starters R/L _____ 3/2
 Men's Basketball SID _____ Mike Martinez
 SID Office _____ (601) 266-6240
 SID Home Phone _____ (601) 296-4899
 SID FAX _____ (601) 266-4507
 SID E-Mail _____ mike.martinez@usm.edu
 Press Row Phone _____ (601) 266-5428

2005-06 Schedule

Nov. 18 _____ Lamar#
 Nov. 28 _____ SAMFORD
 Nov. 30 _____ at Arkansas
 Dec. 3 _____ NEW ORLEANS
 Dec. 7 _____ at Sam Houston State
 Dec. 10 _____ SOUTH ALABAMA
 Dec. 17 _____ WILLIAM CAREY
 Dec. 19 _____ TENNESSEE STATE
 Dec. 21 _____ BRADLEY
 Dec. 27 _____ WEST FLORIDA
 Dec. 30 _____ SPRING HILL
 Jan. 2 _____ McNEESE STATE
 Jan. 4 _____ at Auburn
 Jan. 11 _____ TULANE*
 Jan. 14 _____ at Tulsa*
 Jan. 18 _____ at Houston*
 Jan. 21 _____ MEMPHIS*
 Jan. 25 _____ RICE*
 Jan. 28 _____ at UAB*
 Feb. 4 _____ at SMU*
 Feb. 8 _____ UCF*
 Feb. 11 _____ UTEP*
 Feb. 14 _____ at Memphis*
 Feb. 18 _____ UAB*
 Feb. 25 _____ at Marshall*
 March 1 _____ at Tulane*
 March 4 _____ EAST CAROLINA*
 March 8-11 _____ at Conference USA Tournament*

2004-05 Results (10-17)

Nov. 20 _____ Georgia State# _____ L 68-70
 Nov. 21 _____ #CU-Colorado Springs _____ W 75-61
 Nov. 24 _____ SE LOUISIANA _____ W 65-62
 Nov. 27 _____ McNEESE STATE _____ W 100-77
 Dec. 3 _____ UNC-Greensboro% _____ L 78-79
 Dec. 4 _____ Centenary% _____ W 70-53
 Dec. 7 _____ SPRING HILL _____ W 76-60
 Dec. 11 _____ ALCORN STATE _____ W 82-61
 Dec. 18 _____ LSU+ _____ W 88-84 (ot)
 Dec. 20 _____ at South Alabama\$ _____ W 69-60
 Dec. 28 _____ WILLIAM CAREY _____ W 90-46
 Dec. 30 _____ at New Orleans _____ L 56-67
 Jan. 5 _____ at UAB* _____ L 75-83
 Jan. 9 _____ at Memphis* _____ L 46-60
 Jan. 11 _____ LOUISVILLE* _____ L 62-107
 Jan. 15 _____ at Houston* _____ L 53-63
 Jan. 19 _____ SAINT LOUIS* _____ L 63-65
 Jan. 22 _____ TULANE* _____ W 61-60
 Jan. 29 _____ DEPAUL* _____ L 48-70
 Feb. 2 _____ USF* _____ L 61-72
 Feb. 5 _____ at Marquette* _____ L 72-81
 Feb. 9 _____ at Tulane* _____ L 72-75
 Feb. 12 _____ HOUSTON* _____ L 53-73
 Feb. 16 _____ at Cincinnati* _____ L 51-83
 Feb. 19 _____ MEMPHIS* _____ L 73-85
 Feb. 23 _____ at East Carolina* _____ L 66-77
 Feb. 26 _____ at Charlotte* _____ L 58-81
 March 5 _____ TCU _____ W 66-64

Top Returnees

Player	Pos	Ht	Wt	Year	Ppg	Rpg	Apq	FG%	FT%
Mildon Ambres	F	6-6	210	JR	7.7	5.0	0.5	.518	.741
Dwayne Brown	F/C	6-8	240	SR	1.6	1.6	0.1	.571	.375
Jason Forte	G	6-5	205	SR	6.1	3.9	0.2	.585	.616
Jarekus Singleton	G	6-3	210	JR	8.4	3.5	0.9	.469	.804

Top of the World Classic (Fairbanks, Alaska)

* Conference USA game

^ Memphis, Tenn.

Home games in CAPS

Jim Thorpe Classic (Reno, Nev.)

% Hawkeye Challenge (Iowa City, Iowa)

+ Biloxi, Miss.

\$ Coors Classic (Mobile, Ala.)

* Conference USA game

Home games in CAPS

Tulane



Quincy Davis
Senior Forward/Center



Dave Dickerson
Head Coach

WWW.TULANEGREENWAVE.COM

Quick Facts

Location _____ New Orleans, La.
 Founded _____ 1834
 Enrollment _____ 11,300
 Nickname _____ Green Wave
 Colors _____ Olive Green, Sky Blue
 Conference _____ Conference USA
 President _____ Dr. Scott S. Cowen
 Athletic Director _____ Rick Dickson
 Head Coach _____ Dave Dickerson
 Alma Mater _____ Maryland '90
 Record at Tulane _____ First year
 Overall Record _____ Same
 Assistant Coaches _____ Benjy Taylor,
 Steve Prohm, Andrew Novick
 Basketball Office _____ (504) 865-5505
 Arena (Capacity) _____ Fogelman Arena (3,600)
 2004-05 Record _____ 10-18 (4-12/12th)
 2004-05 Postseason _____ None
 Letterwinners R/L _____ 10/3
 Starters R/L _____ 4/1
 Men's Basketball SID _____ John Sudsbury
 SID Office _____ (504) 314-7271
 SID Cell Phone (504) 452-8016 or (214) 793-6363
 SID FAX _____ (504) 865-5512
 SID E-Mail _____ sudsbury_2000@yahoo.com
 Press Row Phone _____ (504) 862-8122

2005-06 Schedule

Nov. 22 _____ NEW ORLEANS
 Nov. 26 _____ at Texas A&M
 Nov. 28 _____ at Butler
 Dec. 2 _____ Valparaiso#
 Dec. 3 _____ Iowa/Fairfield#
 Dec. 7 _____ TCU\$
 Dec. 11 _____ at Seton Hall
 Dec. 19 _____ ST. EDWARDS
 Dec. 27 _____ RICHMOND
 Dec. 31 _____ at New Orleans
 Jan. 3 _____ at LSU
 Jan. 7 _____ SAVANNAH STATE
 Jan. 11 _____ at Southern Miss*
 Jan. 14 _____ RICE*
 Jan. 18 _____ at UTEP*
 Jan. 21 _____ EAST CAROLINA*
 Jan. 25 _____ HOUSTON*
 Jan. 28 _____ at Rice*
 Feb. 1 _____ SMU*
 Feb. 4 _____ MARSHALL*
 Feb. 11 _____ at UCF*
 Feb. 15 _____ at UAB*
 Feb. 18 _____ MEMPHIS*
 Feb. 25 _____ at East Carolina*
 March 1 _____ SOUTHERN MISS*
 March 4 _____ at Tulsa*
 March 8-11 _____ at Conference USA Tournament+

2004-05 Results (10-18)

Nov. 19 _____ at LSU# _____ L 58-83
 Nov. 21 _____ Louisiana Tech# _____ L 66-69
 Nov. 27 _____ PRAIRIE VIEW _____ W 84-63
 Nov. 30 _____ at New Orleans _____ L 54-55
 Dec. 3 _____ LOYOLA (N.O.) _____ W 73-50
 Dec. 6 _____ at Northwestern State _____ L 72-85
 Dec. 18 _____ SAVANNAH STATE _____ W 74-55
 Dec. 21 _____ NORTH CAROLINA A&T _____ W 73-54
 Dec. 27 _____ Princeton% _____ L 51-59
 Dec. 28 _____ Alabama State% _____ W 71-59
 Dec. 31 _____ VMI _____ W 82-74
 Jan. 5 _____ at Saint Louis* _____ L 41-57
 Jan. 8 _____ MARQUETTE* _____ L 68-82
 Jan. 12 _____ at TCU* _____ L 62-73
 Jan. 15 _____ DEPAUL* _____ L 63-81
 Jan. 18 _____ UAB* _____ W 76-73 (ot)
 Jan. 22 _____ at Southern Miss.* _____ L 60-61
 Jan. 26 _____ at Houston* _____ W 63-61
 Jan. 29 _____ LOUISVILLE* _____ L 69-105
 Feb. 5 _____ at USF* _____ L 66-86
 Feb. 9 _____ SOUTHERN MISS* _____ W 75-72
 Feb. 12 _____ at Memphis* _____ L 71-103
 Feb. 19 _____ CHARLOTTE* _____ L 67-86
 Feb. 23 _____ TCU* _____ L 63-77
 Feb. 26 _____ at UAB* _____ L 58-87
 March 2 _____ at Cincinnati* _____ L 56-77
 March 5 _____ EAST CAROLINA* _____ W 77-71
 March 9 _____ DePaul* _____ L 71-81

Top Returnees

Player	Pos	Ht	Wt	Year	Ppg	Rpg	Apq	FG%	FT%
Quincy Davis	F/C	6-9	232	SR	13.7	6.1	0.6	.612	.686
David Gomez	F	6-8	235	SO	6.2	4.3	0.6	.508	.705
Chris Moore	G/F	6-5	177	JR	3.2	1.4	0.4	.275	.588
Taylor Rochestie	G	6-1	175	SO	10.9	3.4	3.7	.416	.785
Donnie Stith	F	6-6	215	SO	5.7	3.5	1.4	.495	.694

Hawkeye Challenge (Iowa City, Iowa)

\$ C-USA/Mountain West Challenge

* Conference USA game

+ Memphis, Tenn.

Louisiana Classic (Baton Rouge, La.)

% State Farm Sun Bowl Basketball Tournament (El Paso, Texas)

* Conference USA game

^ Conference USA Tournament (Memphis, Tenn.)

Home games in CAPS

2005-06 Opponents

Tulsa



Anthony Price
Senior Center



Doug Wojcik
Head Coach

WWW.TULSAHURRICANE.COM

Quick Facts

Location _____ Tulsa, Okla.
 Founded _____ 1894
 Enrollment _____ 4,100
 Nickname _____ Golden Hurricane
 Colors _____ Old Gold, Royal Blue, Crimson
 Conference _____ Conference USA
 President _____ Dr. Steadman Upham
 Athletic Director _____ Bubba Cunningham
 Head Coach _____ Doug Wojcik
 Alma Mater _____ Navy '87
 Record at Tulsa _____ First year
 Overall Record _____ Same
 Assistant Coaches _____ Dave Wojcik,
 David Cason, Hassan Booker
 Basketball Office _____ (918) 631-3132
 Arena (Capacity) _____ Reynolds Center (8,355)
 2004-05 Record _____ 9-20 (5-13/9th WAC)
 2004-05 Postseason _____ None
 Letterwinners R/L _____ 5/6
 Starters R/L _____ 3/2
 Men's Basketball SID _____ Don Tomkalski
 SID Office _____ (918) 631-3200
 SID Home Phone _____ (918) 250-6803
 SID FAX _____ (918) 631-3913
 SID E-Mail _____ donald-tomkalski@utulsa.edu
 Press Row Phone _____ (918) 631-5400/5401

2005-06 Schedule

Nov. 19 _____ STEPHEN F. AUSTIN
 Nov. 22 _____ at Cal State Northridge
 Nov. 26 _____ TAMU-CORPUS CHRISTI
 Nov. 30 _____ OKLAHOMA
 Dec. 3 _____ at Oral Roberts
 Dec. 6 _____ at Northern Arizona
 Dec. 11 _____ SOUTHERN ARKANSAS
 Dec. 17 _____ at Lamar
 Dec. 19 _____ SOUTHERN
 Dec. 22 _____ at Eastern Michigan
 Dec. 30 _____ at BYU
 Jan. 2 _____ NORTH TEXAS
 Jan. 7 _____ at UT Pan American
 Jan. 11 _____ at UAB*
 Jan. 14 _____ SOUTHERN MISS*
 Jan. 18 _____ MARSHALL*
 Jan. 21 _____ at UCF*
 Jan. 28 _____ at East Carolina*
 Feb. 1 _____ MEMPHIS*
Feb. 4 _____ UTEP*
 Feb. 8 _____ at SMU*
 Feb. 11 _____ RICE*
 Feb. 18 _____ at Houston*
 Feb. 22 _____ SMU*
 Feb. 25 _____ at Memphis*
March 1 _____ at UTEP*
 March 4 _____ TULANE*
 March 8-11 _____ at Conference USA
 Tournament*

2004-05 Results (9-20)

Nov. 18 _____ WRIGHT STATE# _____ L 66-72 (ot)
 Nov. 21 _____ NORTHWESTERN STATE _____ W 63-54
 Nov. 30 _____ at Arkansas _____ L 73-85
 Dec. 5 _____ ORAL ROBERTS _____ L 47-70
 Dec. 12 _____ PRAIRIE VIEW A&M _____ W 97-44
 Dec. 18 _____ WICHITA STATE _____ L 66-71
 Dec. 22 _____ LAMAR _____ L 85-91
 Dec. 28 _____ at Oklahoma _____ L 64-70
 Dec. 30 _____ LOUISIANA TECH* _____ L 52-58
 Jan. 1 _____ SMU* _____ L 83-95 (ot)
 Jan. 6 _____ at Boise State* _____ L 71-72
Jan. 8 _____ at UTEP* _____ L 70-105
 Jan. 10 _____ at New Mexico State _____ W 83-63
 Jan. 15 _____ at Rice* _____ L 70-82
 Jan. 20 _____ NEVADA* _____ W 69-75
 Jan. 22 _____ FRESNO STATE* _____ W 68-65
 Jan. 27 _____ at San Jose State* _____ L 69-76
 Jan. 29 _____ at Hawaii* _____ L 73-76
Feb. 3 _____ UTEP* _____ W 65-54
 Feb. 5 _____ BOISE STATE* _____ W 76-63
 Feb. 12 _____ RICE* _____ L 64-71 (ot)
 Feb. 16 _____ at Fresno State* _____ L 69-71
 Feb. 19 _____ NORTHERN ARIZONA _____ W 79-64
 Feb. 21 _____ at Nevada* _____ L 56-70
 Feb. 25 _____ HAWAII* _____ W 83-76
 Feb. 27 _____ SAN JOSE STATE* _____ W 80-48
 March 3 _____ at SMU* _____ L 74-81 (ot)
 March 5 _____ at Louisiana Tech* _____ L 82-91
 March 8 _____ Boise State^ _____ L 73-83


Top Returnees

Player	Pos	Ht	Wt	Year	Ppg	Rpg	Apg	FG%	FT%
Deion James	G	6-1	180	SO	5.0	2.6	2.1	.423	.600
Brett McDade	G	5-11	165	SO	9.6	2.0	2.6	.421	.852
Anthony Price	C	6-8	225	SR	13.3	4.7	1.1	.482	.592
Charles Ramsdell	F	6-10	210	JR	1.5	1.0	0.1	.400	.692
Chris Wallace	G	6-2	192	SR	6.2	2.9	1.2	.382	.667

* Conference USA game
 ^ Memphis, Tenn.
 Home games in CAPS

Preseason NIT
 * WAC game
 ^ WAC Tournament (Reno, Nev.)
 Home games in CAPS

UAB



Demario Eddins
Senior Forward



Mike Anderson
Head Coach

WWW.UABSPORTS.COM

Quick Facts

Location _____ Birmingham, Ala.
 Founded _____ 1969
 Enrollment _____ 16,693
 Nickname _____ Blazers
 Colors _____ Forest Green, Old Gold
 Conference _____ Conference USA
 President _____ Dr. Carol Garrison
 Athletic Director _____ Watson Brown
 Head Coach _____ Mike Anderson
 Alma Mater _____ Tulsa '82
 Record at UAB _____ 65-34 (three years)
 Overall Record _____ Same
 Assistant Coaches _____ Chris Giles,
 T.J. Cleveland, Matt Zimmerman
 Basketball Office _____ (205) 934-3402
 Arena (Capacity) _____ Bartow Arena (8,500)
 2004-05 Record _____ 22-11 (10-6/4th)
 2004-05 Postseason _____ NCAA Tournament (1-1)
 Letterwinners R/L _____ 10/3
 Starters R/L _____ 3/2
 Men's Basketball SID _____ Jason Falls
 SID Office _____ (205) 934-0722
 SID Home Phone _____ (205) 254-3790
 SID FAX _____ (205) 934-7505
 SID E-Mail _____ jfalls@uab.edu
 Press Row Phone _____ (205) 934-0720

2005-06 Schedule

Nov. 25 _____ Massachusetts#
 Nov. 27 _____ SOUTH CAROLINA STATE
 Nov. 29 _____ WESTERN KENTUCKY
 Dec. 3 _____ at Nebraska
 Dec. 6 _____ at DePaul
 Dec. 10 _____ ALCORN STATE
 Dec. 14 _____ at Minnesota
 Dec. 19 _____ CENTENARY
 Dec. 22 _____ OLD DOMINION
 Dec. 28 _____ OKLAHOMA STATE
 Dec. 30 _____ at USF
 Jan. 2 _____ VIRGINIA COMMONWEALTH
 Jan. 5 _____ VALDOSTA STATE
 Jan. 11 _____ TULSA*
 Jan. 14 _____ at Marshall*
 Jan. 18 _____ at Rice*
 Jan. 21 _____ HOUSTON*
 Jan. 26 _____ at Memphis*
 Jan. 28 _____ SOUTHERN MISS*
 Feb. 4 _____ at UCF*
Feb. 8 _____ at UTEP*
 Feb. 11 _____ EAST CAROLINA*
 Feb. 15 _____ TULANE*
 Feb. 18 _____ at Southern Miss*
 Feb. 25 _____ at SMU*
 March 2 _____ MEMPHIS*
 March 4 _____ MARSHALL*
 March 8-11 _____ at Conference USA
 Tournament+

2004-05 Results (22-11)

Nov. 27 _____ VCU _____ W 79-55
 Nov. 29 _____ LOUISIANA TECH _____ W 66-54
 Dec. 2 _____ NEBRASKA _____ W 80-66
 Dec. 4 _____ at Marshall _____ W 81-78
 Dec. 10 _____ at Oklahoma State _____ L 73-86
 Dec. 15 _____ BELMONT _____ W 107-76
 Dec. 17 _____ at Richmond _____ L 81-96
 Dec. 21 _____ Clemson# _____ W 78-66
 Dec. 22 _____ USC# _____ L 78-81
 Dec. 23 _____ Oral Roberts# _____ W 84-77
 Dec. 28 _____ ALABAMA A&M _____ W 100-68
 Dec. 31 _____ at South Alabama _____ W 82-76
 Jan. 2 _____ MURRAY STATE _____ W 100-80
 Jan. 5 _____ SOUTHERN MISS* _____ W 83-75
 Jan. 8 _____ at USF* _____ W 62-61
 Jan. 12 _____ CHARLOTTE* _____ L 85-91
 Jan. 15 _____ at East Carolina* _____ W 76-64
 Jan. 19 _____ at Tulane* _____ L 73-76 (ot)
 Jan. 22 _____ MEMPHIS* _____ W 73-70
 Jan. 29 _____ USF* _____ W 85-71
 Feb. 2 _____ at Marquette* _____ W 86-63
 Feb. 5 _____ LOUISVILLE* _____ L 73-77
 Feb. 12 _____ at TCU* _____ L 65-76
 Feb. 16 _____ EAST CAROLINA* _____ L 64-67
 Feb. 19 _____ at Cincinnati* _____ L 69-72
 Feb. 23 _____ at Saint Louis* _____ W 64-62
 Feb. 26 _____ TULANE* _____ W 87-58
 March 2 _____ DEPAUL* _____ W 81-80 (ot)
 March 5 _____ at Houston* _____ W 71-66
 March 10 _____ DePaul* _____ W 59-56
 March 11 _____ Louisville^ _____ L 67-74
 March 17 _____ LSU% _____ W 82-68
 March 19 _____ Arizona% _____ L 63-85

Tip-Off Classic (Springfield, Mass.)
 * Conference USA game
 + Memphis, Tenn.
 Home games in CAPS


Outrigger Hotels Rainbow Classic (Honolulu, Hawaii)
 * Conference USA game
 ^ Conference USA Tournament (Memphis, Tenn.)
 % NCAA Tournament (Boise, Idaho)
 Home games in CAPS

Top Returnees

Player	Pos	Ht	Wt	Year	Ppg	Rpg	Apg	FG%	FT%
Derrick Broom	G	6-5	200	SR	3.5	1.0	0.5	.394	.692
Demario Eddins	F	6-7	190	SR	12.5	4.8	1.7	.480	.732
Carl Dell Johnson	G	5-10	180	SR	5.0	2.0	4.6	.375	.727
Richard Jones	G	6-5	210	SR	4.2	1.4	0.8	.383	.593
Marvett McDonald	G	6-2	170	SR	10.8	2.6	2.0	.392	.837

2005-06 Opponents

UCF



Anthony Williams
Senior Forward



Kirk Speraw
Head Coach

WWW.UCFATHLETICS.COM

Quick Facts

Location _____ Orlando Fla.
 Founded _____ 1963
 Enrollment _____ 44,000
 Nickname _____ Golden Knights
 Colors _____ Black, Gold
 Conference _____ Conference USA
 President _____ Dr. John C. Hitt
 Athletic Director _____ Steve Orsini
 Head Coach _____ Kirk Speraw
 Alma Mater _____ Iowa '80
 Record at UCF _____ 195-163 (12 years)
 Overall Record _____ Same
 Assistant Coaches _____ Craig Brown,
 Dwight Evans, Tom Schubert
 Basketball Office _____ (407) 823-5805
 Arena (Capacity) _____ UCF Arena (5,100)
 2004-05 Record _____ 24-9 (13-7/1st A-Sun)
 2004-05 Postseason _____ NCAA Tournament (0-1)
 Letterwinners R/L _____ 7/3
 Starters R/L _____ 3/2
 Men's Basketball SID _____ Doug Richards
 SID Office _____ (407) 823-2142
 SID Cell Phone _____ (407) 823-5823
 SID FAX _____ (407) 823-5266
 SID E-Mail _____ dorichar@mail.ucf.edu
 Press Row Phone _____ (407) 823-2477

2005-06 Schedule

Nov. 18 _____ ROLLINS
 Nov. 22 _____ NOVA SOUTHEASTERN
 Nov. 26 _____ STETSON
 Nov. 29 _____ BETHUNE-COOKMAN
 Dec. 3 _____ at Florida
 Dec. 13 _____ at Florida Atlantic
 Dec. 16 _____ NORFOLK STATE
 Dec. 19 _____ Western Kentucky#
 Dec. 21 _____ Arizona/Sam Houston State#
 Dec. 29 _____ NORTH FLORIDA%
 Dec. 30 _____ BIRMINGHAM SOUTHERN/
 WESTERN ILLINOIS%
 Jan. 3 _____ at Kentucky
 Jan. 11 _____ MARSHALL*
 Jan. 14 _____ at Houston*
 Jan. 18 _____ SOUTH DAKOTA STATE
 Jan. 21 _____ TULSA*
 Jan. 25 _____ at East Carolina*
 Jan. 28 _____ at Memphis*
 Feb. 4 _____ UAB*
 Feb. 8 _____ at Southern Miss*
 Feb. 11 _____ TULANE*
 Feb. 15 _____ HOUSTON*
 Feb. 18 _____ at SMU*
 Feb. 22 _____ EAST CAROLINA*
 Feb. 25 _____ at Rice*
 March 1 _____ at Marshall*
March 4 _____ UTEP*
 March 8-11 _____ at Conference USA
 Tournament+

Fiesta Bowl Classic (Tucson, Ariz.)
 % UCF Holiday Classic (Orlando, Fla.)
 * Conference USA game
 + Memphis, Tenn.
 Home games in CAPS

2004-05 Results (24-9)

Nov. 18 at Alaska Fairbanks# W 74-63
 Nov. 20 Utah State# W 55-52
 Nov. 21 New Mexico State# W 62-58
 Nov. 24 P.R. MAYAGUEZ W 97-52
 Dec. 2 GARDNER-WEBB* L 55-67
 Dec. 4 UMKC* W 62-56
 Dec. 16 CAMPBELL* W 90-73
 Dec. 18 at UMKC W 57-56
 Dec. 28 BROWN% L 82-83 (ot)
 Dec. 29 FORDHAM% W 65-61
 Jan. 3 at Georgia State* L 63-76
 Jan. 5 at Mercer* L 71-80
 Jan. 9 JACKSONVILLE* W 75-57
 Jan. 11 STETSON* W 70-66
 Jan. 13 at Florida Atlantic* W 73-70
 Jan. 16 TROY* W 87-76
 Jan. 20 FLORIDAATLANTIC* L 61-73
 Jan. 23 at Belmont* L 52-67
 Jan. 25 at Lipscomb* L 63-64
 Jan. 29 BELMONT* W 60-57
 Jan. 31 LIPSCOMB* W 67-58
 Feb. 4 at Troy* W 77-73
 Feb. 10 at Stetson* W 71-62
 Feb. 12 at Jacksonville* L 82-83 (ot)
 Feb. 17 MERCER* W 79-65
 Feb. 19 GEORGIA STATE* W 70-65
 Feb. 21 SOUTH DAKOTA STATE W 82-72
 Feb. 24 at Gardner-Webb* W 58-55
 Feb. 26 at Campbell* W 63-52
 March 3 Mercer* W 81-68
 March 4 at Belmont* W 66-61
 March 5 Gardner-Webb* W 63-54
 March 18 Connecticut+ L 71-77

BP Top of the World Classic (Fairbanks, Alaska)
 % UCF Holiday Invitational
 * Atlantic Sun game
 ^ Atlantic Sun Tournament (Nashville, Tenn.)
 + NCAA Tournament (Worcester, Mass.)
 Home games in CAPS

Top Returnees

Player	Pos	Ht	Wt	Year	Ppg	Rpg	Apg	FG%	FT%
Will Bakanowsky	C	6-9	240	SR	6.4	4.3	1.3	.488	.879
Marcus Johnson	F	6-7	225	SR	5.4	3.7	0.4	.534	.583
Josh Peppers	G	6-6	200	JR	13.1	3.3	1.8	.454	.760
Justin Rose	G	6-3	190	SR	6.7	4.3	1.8	.505	.667
Anthony Williams	F	6-8	220	SR	11.0	5.6	1.2	.542	.682

Alabama A&M



Obie Trotter
Senior Guard



L. Vann Pettaway
Head Coach

WWW.AAMU.EDU

Quick Facts

Location _____ Normal, Ala.
 Founded _____ 1875
 Enrollment _____ 6,000
 Nickname _____ Bulldogs
 Colors _____ Maroon, White
 Conference _____ Southwestern Athletic
 President _____ Dr. Virginia Caples (interim)
 Athletic Director _____ James A. Martin, Sr.
 Head Coach _____ L. Vann Pettaway
 Alma Mater _____ Alabama A&M '80
 Record at Alabama A&M _____ 384-181 (19 years)
 Overall Record _____ Same
 Assistant Coaches _____ Willie Hayes,
 Sammy Jackson, Lewis Atkins
 Basketball Office _____ (256) 372-4009
 Arena (Capacity) _____ T.M. Elmore Gym (6,000)
 2004-05 Record _____ 18-14 (12-6/1st)
 2004-05 Postseason _____ NCAA Tournament (0-1)
 Letterwinners R/L _____ 11/4
 Starters R/L _____ 3/2
 Men's Basketball SID _____ Thomas Galbraith
 SID Office _____ (256) 372-4005
 SID Home Phone _____ N/A
 SID FAX _____ (256) 372-5919
 SID E-Mail _____ sports.info@email.aamu.edu
 Press Row Phone _____ (256) 372-8125/8126

2005-06 Schedule

Nov. 19 _____ STILLMAN
 Nov. 26 _____ JARVIS CHRISTIAN
 Dec. 3 _____ TUSKEGEE
 Dec. 17 _____ at Vanderbilt
 Dec. 21 _____ at Nebraska
 Dec. 27 _____ at Tennessee
 Jan. 2 _____ at Jackson State*
 Jan. 4 _____ at Grambling State*
 Jan. 7 _____ ARKANSAS-PINE BLUFF*
 Jan. 9 _____ MISSISSIPPI VALLEY STATE*
 Jan. 14 _____ at Alabama State*
 Jan. 21 _____ at Southern*
 Jan. 23 _____ ALCORN STATE*
 Jan. 28 _____ PRAIRIE VIEW A&M*
 Jan. 30 _____ TEXAS SOUTHERN*
 Feb. 4 _____ at Arkansas-Pine Bluff*
 Feb. 6 _____ at Mississippi Valley State*
 Feb. 11 _____ ALABAMA STATE*
Feb. 14 _____ at UTEP
 Feb. 18 _____ SOUTHERN*
 Feb. 20 _____ ALCORN STATE*
 Feb. 25 _____ at Prairie View A&M*
 Feb. 27 _____ at Texas Southern*
 March 2 _____ JACKSON STATE*
 March 4 _____ GRAMBLING STATE*
 March 8-12 _____ at SWAC Tournament*

* SWAC game
 ^ Birmingham, Ala.
 Home games in CAPS

2004-05 Results (18-14)

Nov. 11 _____ Birmingham Southern# _____ L 69-79
 Nov. 12 _____ Fairfield# _____ L 47-62
 Nov. 20 _____ TUSKEGEE _____ W 83-58
 Dec. 1 _____ at Georgia _____ L 54-71
 Dec. 4 _____ STILLMAN _____ W 74-66
 Dec. 8 _____ STEPHEN F. AUSTIN _____ W 68-42
 Dec. 11 _____ at Texas A&M _____ L 68-71
 Dec. 14 _____ at Tennessee State _____ L 67-86
 Dec. 20 _____ at Stephen F. Austin _____ L 62-85
 Dec. 28 _____ at UAB _____ L 68-100
 Jan. 3 _____ GRAMBLING STATE* _____ L 69-72
 Jan. 5 _____ JACKSON STATE* _____ W 64-60
 Jan. 8 _____ at Mississippi Valley State* _____ W 63-59
 Jan. 10 _____ at Arkansas-Pine Bluff* _____ L 60-62
 Jan. 15 _____ ALABAMA STATE* _____ W 59-52
 Jan. 22 _____ ALCORN STATE* _____ W 78-53
 Jan. 24 _____ SOUTHERN* _____ W 66-59
 Jan. 29 _____ at Texas Southern* _____ W 78-76 (ot)
 Jan. 31 _____ at Prairie View A&M* _____ W 67-50
 Feb. 5 _____ MISSISSIPPI VALLEY STATE* _____ W 81-76
 Feb. 7 _____ ARKANSAS-PINE BLUFF* _____ L 74-75
 Feb. 12 _____ at Alabama State* _____ W 96-93 (ot)
 Feb. 19 _____ at Alcorn State* _____ W 77-63
 Feb. 21 _____ at Southern* _____ W 80-77
 Feb. 26 _____ TEXAS SOUTHERN* _____ L 75-82
 Feb. 28 _____ PRAIRIE VIEW A&M* _____ W 71-53
 March 3 _____ at Grambling State* _____ L 69-80
 March 5 _____ at Jackson State* _____ L 63-67
 March 10 _____ Arkansas-Pine Bluff^ _____ W 64-52
 March 11 _____ Jackson State^ _____ W 74-56
 March 13 _____ Alabama State^ _____ W 72-53
 March 15 _____ Oakland+ _____ L 69-79

Coaches vs. Cancer (Birmingham, Ala.)
 * SWAC game
 ^ SWAC Tournament (Birmingham, Ala.)
 + NCAA Tournament play-in game (Dayton, Ohio)
 Home games in CAPS

Top Returnees

Player	Pos	Ht	Wt	Year	Ppg	Rpg	Apg	FG%	FT%
Chris Collins	F	6-8	220	SR	4.8	4.4	0.3	.341	.612
Galen Gardenhire	G	6-2	185	SO	2.5	0.9	0.1	.234	.500
Marcus Jones	G	5-8	160	SO	7.7	1.5	2.5	.399	.719
Kevin Smith	F	6-7	185	JR	2.4	2.8	0.5	.471	.636
Obie Trotter	G	6-1	180	SR	15.3	4.8	4.8	.426	.681

Conference USA

A New Era Begins



Conference USA Highlights

- 174 postseason bids in men's basketball (102 NCAA Tournament berths and 72 invites to the NIT)
- 108 NCAA appearances in men's basketball (23 since 1994)
- Eight men's basketball Final Four appearances and one national champion
- UTEP won the 1966 NCAA National Championship
- Nineteen consensus All-Americans (11 first team and eight second team selections)
- Five Conference USA men's basketball teams were listed among the top 100 in Street & Smith's Greatest College Basketball Programs of All Time: Houston (37), UTEP (49), Tulsa (59), Memphis (61) and SMU (71)
- A total of 15 C-USA alums are playing in the NBA and two are coaching
- C-USA teams have won four NIT Championships: 2002 Memphis, 2001 Tulsa, 1987 Southern Miss and 1981 Tulsa

C-USA Schools



East Carolina



Houston



Marshall



Memphis



Rice



SMU



Southern Miss



Tulane



Tulsa



UAB




UCF



UTEP



El Paso, Texas





El Paso is steeped in more than four centuries of history and culture — a unique blend of 21st century cosmopolitan living, Old West pioneer spirit, and the rich Hispanic culture native to the region.

The average year-round temperature in the “Sun City” is 77 degrees, with 318 days of sunshine.



A wide variety of activities and events await residents and visitors, including the Amigo Airsho, the International Balloon Festival and the Southwestern International Livestock Show and Rodeo. Hiking, marathons and bicycle races are just a few examples of the outdoor activities waiting to be enjoyed in El Paso.

El Paso hosts the oldest independent bowl game in the country, The Vitalis Sun Bowl, which matches Big Ten and Pac-10 powers. El Paso is also the professional home of the El Paso Diablos (baseball) and El Paso Patriots (soccer).

El Paso Facts

Area	_____	239 square miles
Population	_____	700,000
Climate	_____	Sunny and dry
Days of yearly sunshine	_____	318
Days of precipitation	_____	47
Average yearly temperature	_____	77 degrees
Temperature by months		
December-February	_____	High 60/low 31
March-May	_____	High 79/low 49
June-August	_____	High 95/low 68
September-November	_____	High 78/low 49
Yearly amount of rainfall	_____	7.82 inches
Mountains	_____	Franklin Mountains, elevation 7,167
Rivers	_____	Rio Grande
Parks	_____	166

Experience El Paso





The University of Texas at El Paso





The University of Texas at El Paso is paving the road to success for thousands of students in the region and mapping the future of higher education across the nation.

We're no strangers to the task.

In 1966, UTEP -- then named Texas Western College -- changed the face of collegiate athletics.

An upstart squad of five African-American players beat Kentucky to win the NCAA basketball championship, breaking color barriers in college sports. This historical event is being depicted in the Disney/Jerry Bruckheimer movie "Glory Road," expected in theaters in January, 2006.

Today's UTEP, located in the heart of the U.S.-Mexico border, is again breaking barriers and, this time, changing the face of higher education.

Nearly 72 percent of our student body is Hispanic, and another 10 percent are Mexican nationals. The majority are first-generation college students.

UTEP has embraced this not as a challenge, but as an opportunity to provide access and excellence in higher education. For many of our students, the road to glory begins here.

We rank second in the nation awarding undergraduate degrees to Hispanics. We are the country's only doctoral research intensive university with a student body that's predominantly Mexican-American.

UTEP offers more than 80 bachelor's degrees, more than 70 master's-level degrees and programs and 13 doctoral degrees -- and counting.

We're experiencing unprecedented growth -- record enrollments of nearly 20,000 students, a \$50 million building boom and nearly \$35 million in research a year.

Top-Tier Research

We rank second in federal research spending among all UT System academic institutions. With new labs and classrooms to support our rapidly expanding academic and research programs, we're gearing up for more.

That's a solid start to UTEP's goal of becoming a top-tier research university -- exclusive membership that requires world-class faculty, the latest in research equipment and facilities, and \$100 million a year in research spending.

This spring alone, UTEP received a \$169 million in-kind donation of computer-aided engineering software and equipment and launched a new high-capacity network that opens the door to unprecedented collaboration between numerous universities and research centers across the U.S. and Mexico.

-- CONTINUED on page 59 --

The University of Texas at El Paso



-- CONTINUED from page 57 --

UTEP was one of only 11 universities nationwide to receive a \$5 million "Teachers for a New Era" research grant from the Carnegie Corporation of New York. The grant will help UTEP become a national model for teacher education programs.

Campus Setting: A History

UTEP has long been a major player in the development of the El Paso community.

The school started in 1914 as the Texas College of Mines and Metallurgy. After a fire destroyed the school's Main Building, a cluster of castles began to be built along El Paso's mountains. The buildings' architecture was derived from an article on Bhutan in "National Geographic" and today, the campus continues to resemble the Himalayan kingdom.

In 1949, the school became Texas Western College and in 1967 – a year after TWC won the 1966 NCAA basketball championship – the name was changed to the University of Texas at El Paso.

Today, key university athletic and entertainment facilities include the 51,500-seat Sun Bowl Stadium; the 12,000-seat Don Haskins Center; the Swimming and Fitness Center; and the Larry K. Durham Sports Center, a state-of-the-art athletics and kinesiology complex. The university also boasts a six-story University Library, a state-of-the-art Undergraduate Learning Center, and the Stanlee and Gerald Rubin Center for the Visual Arts inaugurated in September 2004.

A new Academic Services Building opened this spring, and a Biosciences Building, an addition to the Engineering Building and the Paso del Norte Research and Business Complex are not far behind. A five-level garage east of the Union Building and Phase II of Miner Village student housing are planned for the near future.


Counting to 100

With these and many more accomplishments to boot, UTEP last year celebrated its 90th anniversary. With that benchmark, the Centennial Commission was formed and charged with developing a vision for the university in 2014 – our 100th anniversary. The Commission of 100 individuals this fall will present their report to the community and recommend long-range goals and strategies to achieve them.

Over the past 90-plus years, we've paved the way to success for more than 76,500 graduates.

Together we will continue to mine the way for the thousands more who will become proud UTEP alumni over the next decade.

Go Miners!



UTEP

Academic Excellence



Dr. Diana Natalicio
President, University of Texas at El Paso

UTEP Quick Facts

• *UTEP is a major urban research university on the U.S.-Mexico border known as a national model for educating underrepresented minorities.*

• *UTEP's six colleges – Business Administration, Liberal Arts, Science, Health Sciences, Engineering and Education – offer an array of academic programs and degrees. The Graduate School continues to provide students educational experiences beyond a bachelor's degree.*

• *UTEP offers 81 bachelor's degrees, more than 70 master's-level degrees and programs and 13 doctoral degrees.*

• *UTEP ranks second in federal research spending among UT System academic institutions, with expenditures reaching nearly \$35 million.*





"My job is to graduate as many players as we can - 100 percent is the goal."

— Head Coach Doc Sadler

The MINER ATHLETE ACADEMIC CENTER (MAAC) is the first center of its kind at UTEP and is conveniently located in the center of campus. The MAAC was created to provide progressive academic services to student-athletes to ensure compliance with UTEP, Conference USA and NCAA academic eligibility standards. The MAAC has expanded its role to promote the individual and educational goals of each UTEP student-athlete. Each sport is assigned an athletic academic advisor whose primary responsibility is to serve as an advisor and mentor for student-athletes; to assist with educational goal setting, degree plans, and course selection; and to calculate and certify NCAA academic eligibility. Student-athletes are advised every semester by both their respective colleges and their athletic academic advisors in the MAAC.

The MAAC recognizes that one of student-athletes' greatest challenges is to maintain the delicate balance between academics and athletics. In response to such challenges, the MAAC has implemented its Three-Part Academic Support Program to provide a solid foundation from which student-athletes will cultivate the skills needed to successfully complete their college experience. The program requires student-athletes to meet with their appointed advisor weekly; offers one-on-one tutoring; and provides a large study area and computer lab for study hall. The MAAC computer lab houses 25 state-of-the-art "thin client" computers with the latest software, complete internet access and two laser printers. Computer lab, tutoring and study hall hours are Monday through Thursday 7:30 a.m.-9p.m.; Friday 7:30 a.m.-5 p.m.; and Sunday 2-7 p.m.



Miner Village





UTEP has added apartment-style living, the first of its kind on campus, to its community. The new UTEP housing, known as Miner Village, features one-bedroom, two-bedroom and four-bedroom units.

Miner Village's 12 apartment-style residence halls offer several floor plans, from cozy efficiencies to two- and four-bedroom units. Miner Village also features a community building which houses study rooms, a recreation area, private mailboxes and administrative offices.

The units are within walking distance to lectures, labs and other activities, as well as a short distance from the Sun Bowl and the Don Haskins Center.

There are no extended monthly fees in Miner Village – all utilities are included. The units also feature basic cable, laundry facilities, independently controlled refrigerated air, local telephone service and voice messaging.

All residents of Miner Village also have access to free on-campus parking at Miner Village, as well as direct access to the internet from their rooms.

The units have campus security, as well as a housing administrative staff that is available Monday through Friday.

Miner Village

- Local telephone service
- Basic cable
- Internet access
- Laundry facilities
- Free campus parking
- 24-hour campus security
- Recreational areas
- Full kitchens
- All utilities included

Larry K. Durham Sports Center





The Larry K. Durham Sports Center opened its doors in August, 2002. Named for successful businessman and former Miner football standout Larry Durham, the 65,000-square foot building, situated adjacent to the Sun Bowl, features:

Hall of Champions

Honoring UTEP's athletic heritage...the room is utilized for university and Department of Intercollegiate Athletics receptions and functions...features include: 11 flat screen TVs (three hanging, eight set into wall); seven swivel banners, showcasing sports currently sponsored by UTEP; and photos of football great Ken Heineman, track and field standout Suleiman Nyambui and the 1966 national champion Miner men's basketball team.

Strength and Conditioning Center

Boasts 11,420 square feet of space (old weight room was less than 5,000 square feet), and is utilized by all UTEP student-athletes...features include: open space with 22 stations for all Olympic lifting; all-new equipment; two office areas, one storage area and a juice bar.

Football Complex

Features include: 12 coaches' offices and one conference room; business center; video equipment room; kitchenette and storage area.

Football Locker Room

First-class and luxurious with 120 individually milled wooden lockers...also features an open meeting area, showers and bathroom facilities.

Sports Medicine Center

Encompasses 4,798 square feet of space (old training room was 2,064 square feet), and is utilized by all UTEP student-athletes...features include: taping and treatment areas; one hot and one cold whirlpool in the Hydro Therapy Center; X-ray and exam rooms.

Athlete Equipment Center

Features include: six dryers and three washers; upper space for storage, sewing machine, etc.; 160 small lockers for student-athletes to store uniforms and practice gear.

Student-Athlete Lounge and Computer Center

Features 14 computers which are utilized by student-athletes between classes and prior to practice...student-athlete lounge has three TVs, vending machines, etc.

Human Performance and Bio Mechanics Laboratory


A Kinesiology lab for students.

Other Durham Center Features

Six football positional meeting rooms; one large football meeting room; separate locker rooms for male and female students and coaches.

Don Haskins Center

Home of the Miners





Named after legendary UTEP men's basketball coach Don Haskins, the Don Haskins Center is among the top basketball facilities in the Southwest and Conference USA.

Built in 1976, the Haskins Center features a Robbins Bio-Channel Star maple floor, installed in the summer of 2002, as well as two modern locker rooms, training facilities and basketball coaches' offices. The gameday environment for basketball was enhanced in recent years with the addition of new scoreboards and video replay boards to the arena.

The comfy 12,000-seat arena offers fans an intimate view of the action on the court.

The Miner men's basketball team has posted a staggering 379-113 (.770) record in 29 years at "The Don," including a 167-65 (.720) mark versus conference opponents. The Miners have fashioned a 349-92 (.791) record in the Don Haskins Center over the last 24 seasons.

UTEP won 25 straight home games from Jan. 23, 1987 to Dec. 16, 1989. The Miners have posted undefeated home records in three seasons -- 1983-84 (21-0), 1985-86 (19-0) and 1988-89 (18-0). The arena was the site of a milestone win during the 1997-98 season, as coach Don Haskins notched his 700th career victory versus SMU.

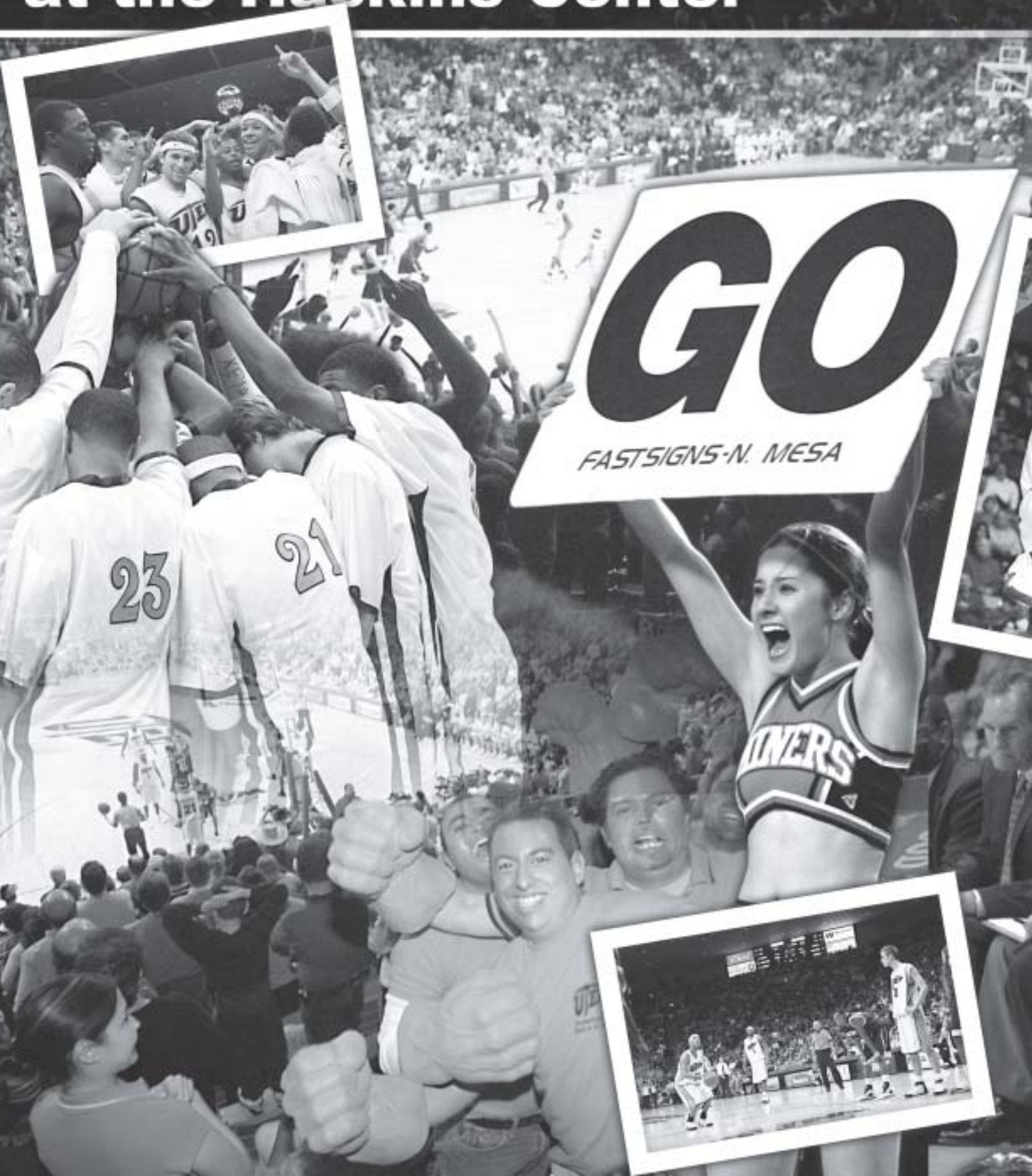
UTEP has attracted 4,521,819 fans in 29 seasons at "The Don," an average of 9,191 per game during that span.

The multi-purpose Haskins Center is also home to several special events and union programs including championship boxing, concerts, conventions, preseason NBA games, the Harlem Globetrotters and World Championship Wrestling. Acts at the Haskins Center in recent years have included Santana, Matchbox Twenty, Aerosmith, Ozzy Osbourne, Cher, Enrique Iglesias and Shakira.

Year-By-Year Record

Year	G	Att.	Ave.	Sellouts	Record
1976-77	5	54,398	10,879	5	0-5
Losses:	Wyoming, Colorado State, New Mexico, Utah, BYU				
1977-78	16	129,987	8,124	0	9-7
Losses:	New Mexico State, Memphis State, New Mexico, Utah, BYU, Arizona, Colorado State				
1978-79	15	136,568	9,104	0	9-6
Losses:	Clemson, Michigan, BYU, UNLV, New Mexico, Utah				
1979-80	15	139,396	9,293	0	12-3
Losses:	Utah, BYU, UNLV				
1980-81	17	158,882	9,346	3	13-4
Losses:	Villanova, Utah, Wyoming, UNLV				
1981-82	17	148,898	8,758	2	16-1
Losses:	BYU				
1982-83	17	151,054	8,885	3	12-5
Losses:	New Mexico State, LSU, SMU, Hawaii, BYU				
1983-84	21	231,356	11,568	11	21-0
Losses:	None				
1984-85	19	203,917	10,732	5	15-4
Losses:	Purdue, Southern, Texas Southern, San Diego State				
1985-86	19	198,017	11,001	9	19-0
Losses:	None				
1986-87	17	188,810	11,106	9	15-2
Losses:	Oregon State, BYU				
1987-88	17	183,559	10,198	4	15-2
Losses:	BYU, New Mexico				
1988-89	18	184,742	10,263	9	18-0
Losses:	None				
1989-90	20	218,547	10,927	9	15-5
Losses:	Indiana, South Carolina, Colorado State, New Mexico, Hawaii				
1990-91	17	148,020	8,707	0	13-4
Losses:	New Mexico State, Utah, BYU, New Mexico				
1991-92	18	128,067	7,115	1	17-1
Losses:	New Mexico State				
1992-93	18	151,486	8,416	1	13-5
Losses:	New Mexico State, BYU, Wyoming, Purdue, New Mexico				
1993-94	18	157,276	8,738	2	13-5
Losses:	Utah, BYU, Hawaii, New Mexico, Air Force				
1994-95	19	196,873	10,362	9	16-3
Losses:	Arizona, Washington State, New Mexico State				
1995-96	16	135,167	8,448	1	10-6
Losses:	San Diego State, New Mexico, Utah, BYU, Colorado State, Fresno State				
1996-97	15	112,479	7,499	0	11-4
Losses:	Princeton, SMU, Utah, Tulsa				
1997-98	17	135,008	7,942	1	10-7
Losses:	New Mexico State, St. Joseph's, New Mexico, Colorado State, Wyoming, Utah, BYU				
1998-99	18	132,599	7,367	0	14-4
Losses:	New Mexico State, TCU, Detroit, Utah				
1999-00	17	145,071	8,534	1	11-6
Losses:	Texas Tech, Kent, New Mexico State, Tulsa, SMU, San Jose State				
2000-01	18	173,819	9,657	3	16-2
Losses:	Charlotte, Tulsa				
2001-02	16	113,089	7,068	0	9-7
Losses:	Mississippi, Hawaii, Fresno State, Rice, Tulsa, SMU, Louisiana Tech				
2002-03	17	102,645	6,038	0	5-12
Losses:	Alcorn State, Texas Tech, New Mexico State, Columbia, Air Force, Hawaii, Tulsa, Rice, Fresno State, Nevada, Texas A&M-Corpus Christi, SMU				
2003-04	17	174,791	10,282	8	16-1
Losses:	Boise State				
2004-05	18	187,298	10,405	7	16-2
Losses:	Texas Tech, Nevada				
Totals	492	4,521,819	9,191	103	379-113 .770

Game Night at the Haskins Center



GO

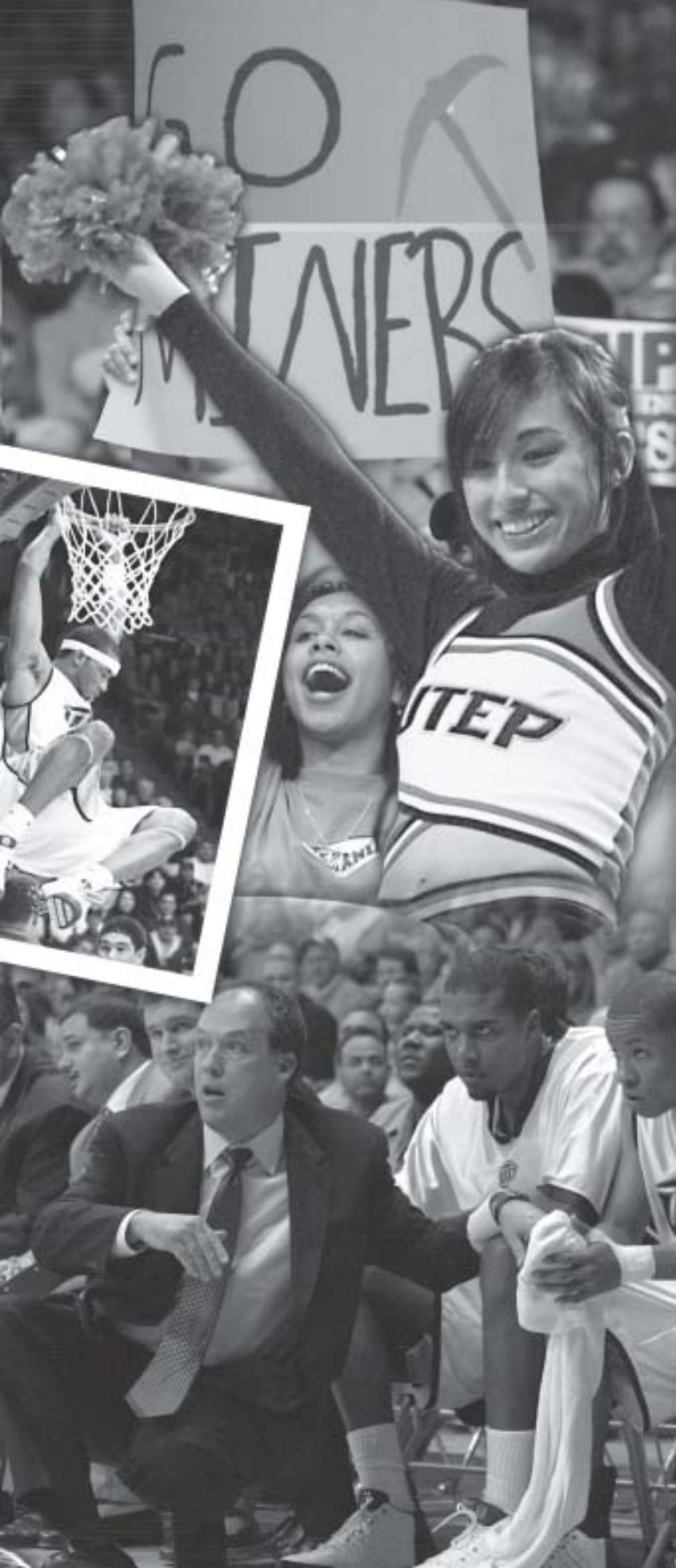
FASTSIGNS-N. MESA

23

21

MINERS





Don Haskins Center Records

Individual

Points

- 39 - Jeryl Sasser (SMU), 1/22/2001
- 37 - Antoine Gillespie, vs. VCU, 12/30/1993

Field Goals

- 14 - Antoine Gillespie, vs. Hawaii, 1/13/1994
- 14 - Brandon Wolfram, vs. TCU, 2/17/2000
- 14 - Brandon Wolfram, vs. Alcorn State, 12/9/2000
- 13 - Jeryl Sasser (SMU), 1/22/2001

Field Goal Attempts

- 24 - Dave Feilt, vs. UT-Pan American, 12/7/1985
- 24 - Ben Hinson (Baptist College), 1/7/1985

Three-Point Field Goals

- 7 - Antoine Gillespie, vs. New Mexico State, 12/6/1993
- 7 - Jarvis Mullahon, vs. Fresno State, 2/12/2000
- 7 - Omar Duran, vs. Fresno State, 2/6/2003
- 7 - Ray Dudley (Air Force), 2/9/1989
- 7 - Jeryl Sasser (SMU), 1/22/2001

Three-Point Field Goal Attempts

- 16 - Demond Mallet (McNeese State), 3/14/2001
- 12 - Antoine Gillespie, vs. New Mexico State, 12/6/1993
- 12 - Mark Ingles, vs. Colorado State, 2/18/1995
- 12 - Jarvis Mullahon, vs. Fresno State, 2/12/2000
- 12 - Omar Duran, vs. Fresno State, 2/6/2003
- 12 - Omar Duran, vs. Columbia, 12/27/2002

Free Throws

- 15 - Byron Gabrel (Southern), 12/31/1984
- 15 - Kevin Hamilton, vs. McNeese State, 12/18/1982

Free Throw Attempts

- 22 - Byron Gabrel (Southern), 12/31/1984
- 20 - Dave Feilt, vs. San Diego State, 3/9/1985
- 20 - Antonio Davis, vs. Texas Southern, 11/28/1988

Rebounds

- 24 - Terry White, vs. Texas Southern, 12/12/1981
- 16 - Albert Burditt (Texas), 12/29/1991
- 16 - Jeremy Jefferson (Arkansas-Pine Bluff), 11/29/2000

Assists

- 18 - Filiberto Rivera, vs. Louisiana Tech, 2/25/2005
- 10 - Nathan Call (BYU), 2/2/1991

Steals

- 7 - Tim Hardaway, vs. Colorado State, 1/22/1987
- 7 - Tim Hardaway, vs. Fort Lewis, 11/26/1988
- 7 - Tim Hardaway, vs. South Carolina State, 12/27/1988
- 7 - Gym Bice, vs. Hawaii, 1/24/1991
- 7 - Anthony Watson (San Diego State), 3/7/1986
- 7 - Nick Valdez (Texas Tech), 11/30/2002
- 7 - Ronald Ross (Texas Tech), 12/4/2004

Blocks

- 8 - David Van Dyke, vs. San Diego State, 1/18/1992
- 8 - Brian Stewart, vs. Florida A&M, 12/18/2000
- 6 - Devonne Giles (Texas Tech), 12/4/2004

Team

Points

- 121, vs. New Mexico Highlands, 12/30/2000
- 98, by Boise State, 1/3/2004

Field Goals

- 46, vs. Illinois Tech, 12/22/1979
- 36, by Charlotte, 12/20/2000

Field Goal Attempts

- 88, vs. Illinois Tech, 12/22/1979
- 83, by Jackson State, 12/27/2000
- 83, by McNeese State, 3/14/2001

Three-Point Field Goals

- 16, by New Mexico, 1/29/1994
- 15, vs. Samford, 12/14/1998
- 15, vs. UT-Permian Basin, 11/22/2003

Three-Point Field Goal Attempts

- 37, by Mississippi Valley State, 12/21/2001
- 34, vs. Samford, 12/14/1998

Free Throws

- 41, vs. Sul Ross State, 11/24/2003
- 30, by Mississippi, 12/22/2001

Free Throw Attempts

- 55, vs. Sul Ross State, 11/24/2003
- 41, by Fresno State, 2/12/2000

Rebounds

- 61, vs. Houston Baptist, 11/30/1991
- 53, by Fresno State, 1/19/2002

Assists

- 28, vs. Rider, 12/21/1987
- 28, vs. Arkansas-Pine Bluff, 11/29/2000
- 28, vs. Arkansas-Monticello, 11/16/2001
- 24, by Tulsa, 2/13/1997

Steals

- 21, vs. Cardinal Stritch, 12/20/1994
- 15, by Texas Tech, 12/4/2004

Blocks

- 16, vs. Fort Lewis, 11/26/1988
- 7, by New Mexico, 3/2/1991
- 7, by New Mexico, 2/11/1995
- 7, by Fresno State, 2/17/2001
- 7, by Texas Tech, 12/4/2004
- 7, by Tulsa, 1/8/2005

Opponent records in *italics*

State of the Art Facilities



University Field



UTEP Rifle Range



Sun Bowl




Helen of Troy Complex




Baltimore Field




Kidd Field



Don Haskins Center



Larry K. Durham Sports Center



Memorial Gym



El Paso Tennis Club





Swimming & Fitness Center



Helen of Troy Softball Field

Strength and Conditioning





The UTEP strength and conditioning program has taken on a whole new look since the opening of the Vandenburg Strength and Conditioning Center. This glass-walled structure is located atop the new Larry K. Durham Center and the view is incredible, overlooking the Sun Bowl and the Franklin Mountains to the west.

Student-athletes have access to 10,000 square feet of training space. The new weight room contains a full range of state-of-the-art equipment such as power lift multi-racks, hammer strength plate-loaded machines and related conditioning apparatus which make the facility a premier setting for intense training. Because of its size and amenities the strength and conditioning center rivals any in Division I athletics.

Included in the new weight room are:

- 22 Power Lift multi-rack power stations
- Sixty-six Olympic and power barbells
- Over 17,000 lbs. of free weight
- 22 Hammer Strength machines
- Uesaka multi-level plyometric boxes and Dyna-max medicine balls
- Various other Body Master and Power Lift equipment
- A cardio area and nutritional center

The UTEP strength and conditioning program is designed to provide each student-athlete with the most productive, effective and efficient means of sport-specific physical and mental training. The program is geared toward helping all student-athletes reach their physical potential and meet their specific individual needs. Programs are tailored to enable student-athletes to maintain strength, speed and conditioning during peak physical demands of the playing season, and to increase those components through extensive and grueling training during the offseason.

Assistant Strength and Conditioning Coach Ricky Lefebvre personally oversees the development of each basketball student-athlete. Lefebvre along with head strength coach Kirk Davis and assistants Will Kincaide, Russell Bass and Omar Alvarez stress an intensive physical program which leads to success and confidence on the playing field and in real life.

All programs are evaluated daily and each individual's progress is monitored and charted with the aid of computer technology. While the student-athlete's physical progress is gauged through a battery of testing procedures, the strength and conditioning staff also helps each individual set training goals which strive for complete excellence.

Each strength and conditioning program is sport-specific. Strength, speed, conditioning, agility, flexibility and nutrition education are components of each program for the student-athletes. The year-round program is divided into three periods: preseason, in-season and offseason. During the preseason and offseason, student-athletes are involved in a heavy and intensive program; participation during the competitive season is limited to two or three days per week.

The training protocol used by Davis and his staff is based on the progressive overload principle, incorporating advanced and basic multi-joint exercises. Choice of exercise, set and repetition schemes are dependent upon the sport and individual position of the student-athlete.

Speed training is performed two to four times per week in the offseason. Speed mechanics, resistive training and plyometrics are all aspects of the speed program. The training program is continued through the playing season to ensure the highest quality of speed during this critical time period.

Agility and conditioning workouts vary depending on the time of year and are specific to the energy systems and movement patterns of each sport. The primary goal of each team is to have the best conditioned athletes possible.

Flexibility training occurs year-round and involves individual attention as well as team stretching sessions.

Nutrition is a very important aspect of the entire program. Nutritional supplements and counseling are provided in order for each athlete to reach his or her maximum potential.

UTEP in the Community



March September
April October
May November
June December

Wednesday
Thursday
Friday
Saturday

18 19 20 21 22 23 24
25 26 27 28 29 30 31





The UTEP Department of Intercollegiate Athletics is operated in harmony with the university's stated mission and is committed to the intellectual, cultural, physical and social development of student-athletes. In particular, the intercollegiate athletics program serves as an educational opportunity for student-athletes and as a focal point to bring the student body, faculty and community together.

Fulfillment of Life Goals

In the process of achieving this mission, UTEP, in conjunction with the NCAA, has developed the **SUCCESS LIFE SKILLS** program. The **SUCCESS LIFE SKILLS** program supports efforts of every student-athlete toward intellectual development and graduation, uses athletics as preparation for success in life, meets the changing needs of student-athletes, promotes respect for diversity among student-athletes, enhances interpersonal relationships in the lives of student-athletes, assists student-athletes in building positive self-esteem, enables student-athletes to make meaningful contributions to their communities, promotes ownership by the student-athletes of their academic, athletic, personal and social responsibilities, enhances partnerships between the NCAA, member institutions and their communities for the purpose of education, and encourages the development of leadership skills.

The above goals are achieved through the five components of the Life Skills program. These include:

Commitment to Academic Excellence

In coordination with the Miner Athlete Academic Center (MAAC), the UTEP athletic department is committed to providing the necessary tools for student-athletes to succeed in the classroom. The MAAC provides academic advising, one-on-one tutoring, regular mentor meetings and structured study hall. Emphasis is placed on the academic success of UTEP student-athletes by the coaches and the administration. Continuous recognition throughout the year of academically successful individual student-athletes and teams is part of the mission of the **SUCCESS** Life Skills Program. Student-athletes are nominated and receive numerous national, conference and university academic awards including, but not limited to: Verizon Academic All-American, C-USA Commissioner's Honor Roll, Athletic Directors' List, Athletic Directors' Team GPA Award, Stan Bates Award, and UTEP Top Ten Senior.

In addition to recognition, the athletic department strives to implement programs and participate in programs designed to recognize the academic success of our student-athletes, as well as thank those individuals and campus entities that assist in the success of our student-athletes. These programs include: Graduation Breakfast, Letter Award Blanket Recognition, Deans' Luncheon, Student-Athlete Faculty Appreciation Night, Football and basketball halftime recognition, Faculty Coach Program, and Commencement and Convocation.

Commitment to Athletic Excellence

The goal is to build philosophical foundations for the development of athletic programs that are broad-based, equitable and dedicated to the well-being of the student-athletes and the team as a whole. The department is continuously striving to provide all the necessary tools for all sports programs to have athletic success. There are several programs designed to assist individual student-athletes and teams in achieving the highest level of success such as:

- **UTEP Sports Medicine/Athletic Training Program** – An elite educational athletic training program designed to proactively keep UTEP student-athletes healthy and on the field practicing and competing.
- **Larry K. Durham Sports Center** - The 65,000-square foot building features a 11,420-square foot strength and conditioning center, a student-athlete lounge/computer center, a football locker room, first-class coaches' offices, a separate kinesiology laboratory, a multi-purpose meeting center, a "Hall of Champions" recognizing building and campaign donors, and the display of memorabilia illustrating the tremendous tradition of UTEP athletics' past and current accomplishments.

Commitment to Personal Development

The athletic department and the university seek to provide student-athletes with the coping skills necessary to deal with a variety of life's challenges; to support the development of a well-balanced lifestyle for student-athletes; and to encourage emotional well-being, personal growth and decision-making skills. These goals are addressed through Student-Athlete Orientation, the Student-Athlete Handbook, the Student-Athlete Advisory Committee, Drug/Alcohol and other Educational Programs, and the NCAA Speaker's Grant.

Commitment to Service

An important part of college life is selfless service to the university community and the community at large. This commitment provides student-athletes with an opportunity to begin a lifelong habit of volunteerism. Every UTEP student-athlete has numerous opportunities to participate in community service provided by the Department of Intercollegiate Athletics and other campus and community organizations. Each year over 500 appearances are made throughout the community by UTEP student-athletes.

Commitment to Career Development

This component is dedicated to helping student-athletes identify career goals, develop interviewing skills, write resumes and coordinate a successful job search. In coordination with the UTEP Career Center, UTEP student-athletes have several opportunities to enhance their marketability for life after college:

- **Career Services** - The career center provides students with assistance in career planning and advising and employment counseling, in addition to hosting on-campus workshops, career fairs and company interviews.
- **Career Workshops** - In coordination with the UTEP Career Center, student-athletes are offered resume-writing and interviewing workshops specialized for student-athletes.

For More Information . . .

In order to achieve success in the **SUCCESS** Life Skills Program, several campus and community organizations and resources are utilized by athletics. This program takes a comprehensive effort from everyone involved with UTEP student-athletes. To find out more information about the program, please contact Lisa Campos at (915) 747-5347.

UTEP

in the National Spotlight



12

Coach Doc Sadler and UTEP are happy just to be invited, but which low-seeded teams have a chance to shake up the NCAA party?

Leading Off

High Step over UTEP

Broken Marquette and Utah face their 12th straight 60-64 NCAA tournament Sweet Sixteen entry in Tucson last Thursday. Two days later the state-ranked Utah knocked off third seed Oklahoma to earn their fourth Sweet Sixteen since 1988 (page 58).

Photograph by John W. St. Denis/ESPN

THIS WEEK



It's easier being green

The Boston Celtics, who were a playoff afterthought a few weeks ago, reacquired Antoine Walker and suddenly are in control of the Atlantic Division focus. 3C

Rated again on paragon: Paul Pierce, left, and Antoine Walker have helped the Celtics win eight of their last nine games.



Texas team steps: Former junior college star Filiberto Rivera, second from left, and Omar Thomas, second from right, have bolstered Texas-El Paso.

By Erik Brady and Andy Cardone
USA TODAY



Oakland joins field of 64

Kevin McHale's 29 points helped Oakland (Mich.) earn a bid to the NCAA tournament on Wednesday. The team's victory over the Bruins in the Sun Belt Conference tournament was the team's first since 1988.

Temple loses NIT game in Chaney's return

John Chaney's return to the sidelines was brief at Temple and he led the team to a 76-64 victory over Virginia Tech on Tuesday in the first round of the NIT. Chaney coached 16 of the 17 games of the NIT. Chaney coached 16 of the 17 games of the NIT. Chaney coached 16 of the 17 games of the NIT.

BIG impact, low profiles

Cabrillo is a name you know. Omar Thomas and Filiberto Rivera are names you probably don't. But the duo of the NCAA team's basketball players is in line to work in basketball's most prestigious arena for no-name schools who get a chance to play in the Sun Bowl. They haven't been named yet. Which could mean a big impact on the Sun Bowl. Thursday and Friday.



Omar Thomas: 20.4-point average at Texas-El Paso.

By Erik Brady



UTEP has been one of the nation's most successful programs over the past two seasons, and has gained notoriety through several national media outlets during this span.

• UTEP played five games on national television during the 2004-05 season, including three games on ESPN2, one on ESPN and one on CBS.

• UTEP gained coverage from The Dallas Morning News, New York Times, Slam Magazine, The Sporting News and USA Today, among many others in 2004-05.

• During the 2005-06 season, UTEP will have a minimum of four games carried on national television, with three on College Sports Television (CSTV) and one on ESPN2. The Miners' 2005-06 television schedule is as follows (as of Nov. 1, 2005):

Feb. 1	at Houston	CSTV
Feb. 8	UAB	CSTV
Feb. 22	at Memphis	ESPN2
Feb. 25	Houston	CSTV



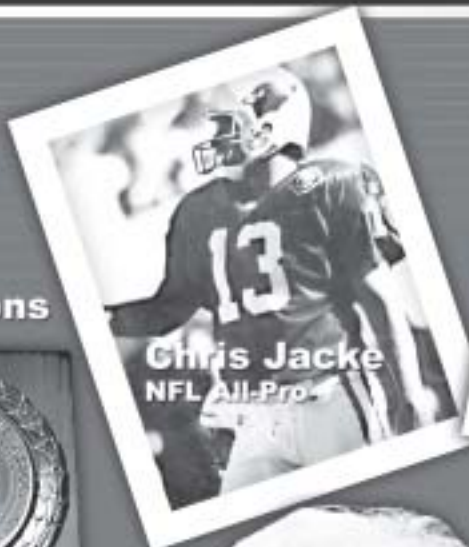
Los Mineros en España




Miner Athletic Excellence




1966 NCAA Champions



Chris Jacke
NFL All-Pro




Tim Hardaway
Five-Time NBA All-Star
Olympic Gold Medalist



Don Maynard
Pro Football Hall of Fame



Greg Foster
13 Year NBA Veteran




Obadele Thompson
Olympic Bronze Medalist

Paul Stankowski
PGA Cardholder

Don Haskins
Basketball Hall of Fame





Bob Beamon
Olympic Gold Medalist
World Record Holder




2004 EVI.net Houston Bowl



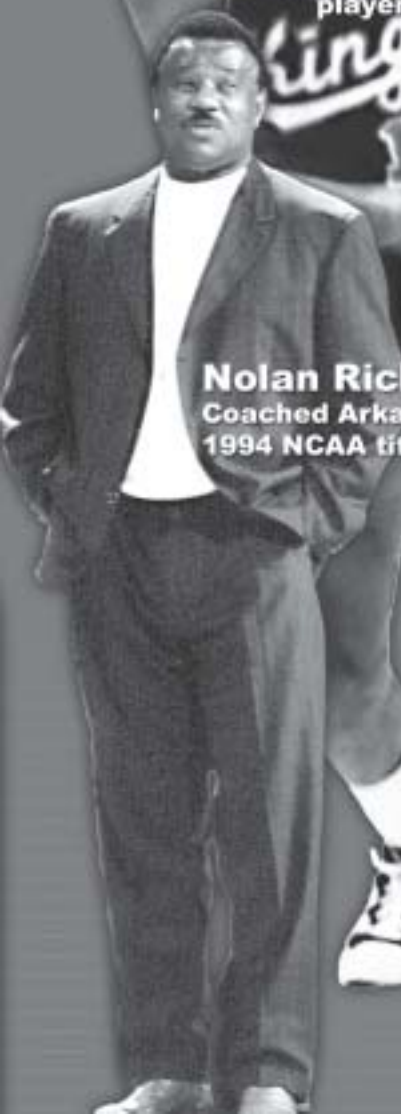
Nate Archibald
NBA Hall of Fame
One of the 50 best
players in NBA History



Leah Wilcox
2005 All American



Seth Joyner
NFC Defensive
Player of the Year



Nolan Richardson
Coached Arkansas to
1994 NCAA title



NCAA Tournament
2004, 2005

Mircea Bogdan
2005 NCAA Champion



Antonio Davis
NBA All Star

Doc Sadler

Head Coach Arkansas '82 Second Season at UTEP



Doc Sadler was named UTEP's 16th men's basketball coach on March 28, 2004.

In his initial year heading up the program, Sadler enjoyed the winningest season by a first-year Miner coach. Sadler directed UTEP to 27 victories, one shy of the school record for wins established in 1966 -- the year the Miners claimed the national championship.

Only six coaches have won more games in their initial season heading up a Division I-A program (see box).

UTEP won 14 Western Athletic Conference games, another school record. The Miners captured their first WAC Tournament title in 15 years in dominating fashion, defeating Hawaii, Rice and Boise State by an average of 13 points in Reno, Nev.

UTEP earned its second consecutive NCAA Tournament berth, where again it pushed a higher seed to the final minute. The Miners succumbed to Utah 60-54, a year after bowing out to Maryland 86-83 in the "Big Dance."


The Miners put together a 10-game winning streak during the season, their longest in 15 years. UTEP was triumphant in its first four conference games, including an 83-80 overtime win at Nevada on Jan. 12. The Miners also closed the WAC slate with a flourish, winning 10 of their last 11 contests versus league foes.

The 2004-05 Miners set school records for points (2,616), assists (579) and free throw percentage (.792).

Two UTEP players (Filiberto Rivera, Omar Thomas) earned first team All-WAC honors, marking the first time that has happened in the Sun City in 20 years.


Winningest Division I-A Debuts (Sorted by total victories)

Bill Guthridge (North Carolina)	___	1997-98	___	34-4
Bill Hodges (Indiana State)	___	1978-79	___	33-1
Jamie Dixon (Pittsburgh)	___	2003-04	___	31-5
Stan Heath (Kent State)	___	2001-02	___	30-6
John Warren (Oregon)	___	1944-45	___	30-13
Mick Cronin (Murray State)	___	2003-04	___	28-6
Doc Sadler (UTEP)	___	2004-05	___	27-8



Rivera was declared Most Valuable Player of the WAC Tournament. He collected 32 points in the final versus Boise State, helping UTEP set a tournament record for points in a title game (91).

Sadler served as an assistant coach for the Miners during the 2003-04 season, helping the team tie the NCAA record for single-season turnaround by climbing from six wins to 24. UTEP made its first NCAA Tournament appearance since



Doc Sadler

Did You Know ...

UTEP's Doc Sadler had a better first-year win total than these coaching greats:

Coach (School)	W-L	Season
Doc Sadler (UTEP)	27-8	2004-05
Mark Few (Gonzaga)	26-9	2000-01
Rick Barnes (George Mason)	20-10	1987-88
Jim Calhoun (Northeastern)	19-7	1972-73
Roy Williams (Kansas)	19-12	1988-89
Herb Sendek (Miami Ohio)	19-11	1994-95
Bobby Knight (Army)	18-8	1965-66
Billy Donovan (Marshall)	18-9	1994-95
Rick Pitino (Boston)	17-9	1978-79
Ray Giacometti (Eastern Washington)	17-11	2000-01
Paul Hewitt (Siena)	17-12	1997-98
Tubby Smith (Tulsa)	17-13	1991-92
Skip Prosser (Loyola Md.)	17-13	1993-94
Tim Floyd (Idaho)	16-14	1986-87
Tom Izzo (Michigan State)	16-16	1995-96
Eddie Sutton (Creighton)	15-10	1969-70
Bo Ryan (Wisconsin-Milwaukee)	15-14	1999-00
Gary Williams (American)	14-13	1978-79
Kelvin Sampson (Washington State)	13-16	1987-88
Mike Krzyzewski (Army)	11-14	1976-77
John Calipari (Massachusetts)	10-18	1988-89
Ben Howland (Northern Arizona)	9-17	1994-95
Bill Self (Oral Roberts)	6-21	1993-94



The Sadler family (left to right) -- Doc, Landon, Tonya and Matthew.



Doc Sadler



1992 and tied for first place in the WAC, the Miners' first regular season league title in 12 years.

In 13 years as a Division I coach, Sadler has been associated with teams that made 10 postseason tournament appearances (eight NCAA, two NIT), while coaching 19 future NBA players — Greg Anderson, Michael Batiste, Tony Battie, Mario Bennett, Randy Brown, Isaac Burton, Cory Carr, Mark Davis, Darvin Ham, Eddie House, Byron Irvin, Maurice Jeffers, Joe Klein, Andrew Lang, Ron Riley, Alvin Robertson, Jason Sasser, Darrell Walker and Rickie Winslow. Sadler recruited eight of those players (Batiste, Battie, Carr, Davis, Ham, House, Jeffers, Sasser).

Sadler was athletic director and head men's basketball coach at the University of Arkansas-Fort Smith from 1998-03. He posted a 120-39 record while leading the Lions to four consecutive Bi-State East Conference championships, two NJCAA Region II championships, and two trips to the NJCAA National Tournament (2001, 2002). He was named Coach of the Year for NJCAA Region II in 2001 and 2002. His 2000-01 squad was 30-5 (fifth in the nation), and the 2001-02 club was 30-6 (seventh in the nation). The Lion basketball program had a 95 percent graduation rate during his tenure as head coach.

Every sophomore who played for Sadler over his last two years at UA-Fort Smith was awarded a scholarship to a four-year university, with eight receiving Division I scholarships.

UA-Fort Smith's four athletic teams posted a combined record of 567-216 during his stint as athletic director, a sparkling .724 winning percentage. Sadler also spearheaded efforts to bring a new basketball arena -- Stubblefield Center -- to the university.

Sadler previously was an assistant at Arkansas (1982-85), Lamar (1985-86), Houston (1986), Chicago State (1987-88), Arkansas-Fort Smith (1988-91, 1997-98), Texas Tech (1991-94) and Arizona State (1994-97). As a member of Bill Frieder's staff at ASU, Sadler helped the Sun Devils reach the Sweet 16 of the NCAA Tournament.

As an assistant to James Dickey at Texas Tech, Sadler aided the Red Raiders to the 1993 Southwest Conference championship and NCAA Tournament.

He was also the head coach at County Line High School, compiling a 38-7 record.

Sadler received his bachelor of science degree from the University of Arkansas in 1982, and added a masters of science degree in education from Northeastern State University in 1991. He and his wife, Tonya, have two children, Landon (12 years old) and Matthew (nine years old).

Sadler comes from a coaching family. His late father Charles was a high school football coach in Arkansas for over 30 years, and his brother Pedro is the head golf coach and assistant basketball coach at Fort Smith Southside High School.

Sadler's Head Coaching Record

Year	School	W-L	Pct.	Honors
1998-99 [^]	UA-Fort Smith	16-14	.533	-
1999-00 [^]	UA-Fort Smith	24-7	.774	Bi-State East Conference Champions
2000-01 [^]	UA-Fort Smith	30-5	.857	NJCAA Region II Champions Bi-State East Conference Champions
2001-02 [^]	UA-Fort Smith	30-6	.833	NJCAA Region II Champions Bi-State East Conference Champions
2002-03 [^]	UA-Fort Smith	20-7	.741	Bi-State East Conference Champions
2004-05	UTEP	27-8	.771	Most wins by a first-year Miner coach WAC Tournament champions NCAA Tournament
UTEP TOTALS		27-8	.771	
CAREER TOTALS		147-47	.758	

Q&A With Doc Sadler

How would you summarize your first season as a Division I head coach?

Unfortunately, I think success to most people is only equated with wins and losses. If that's the way you look at it, we had a very good year. But more important to me is the relationship that I have maintained with Fili [Rivera], Omar [Thomas] and Thomas [Gehrke] since they left UTEP. That is what I base our success on, and in those terms it was a great season.

Who do you credit as being most responsible for your coaching success, and why?

I don't think I can credit just one person. I've taken something from everybody I've worked for, and tried to incorporate my own philosophy over the years. If I had to credit one person, it would be my dad, because he's the first coach I knew. He just happened to be my father. His basic philosophy was to do what's best for the players, and that's what I've always tried to do.

What impressions have you formed of El Paso and its fans during your two years at UTEP?

When I first came here, I talked about how people outside of the area really appreciate El Paso. There aren't many places that get our kind of fan support. The people here come out to the games night in and night out, no matter who we are playing. They don't just come out when we're facing a so-called "name" school. To me, that's unique. They're truly there to watch the Miners, and not the other team.

What do you think about the move to Conference USA?

I think the league is going to be much more difficult. Conference USA has always been known as a basketball league, and I believe the tradition is going to continue. We need to improve in every area to compete at this level.

The team spent 10 days in Madrid and the Canary Islands in August. How did the trip benefit your team both from a basketball and a cultural standpoint?

From a basketball standpoint, getting Tremaine Fuqua and Edgar Moreno the opportunity to compete with our returning players was big for us. Now that Edgar is missing four or five weeks of practice following hernia surgery, it's even more important. Culturally, putting our players in an environment that they weren't comfortable with really helped them bond as friends and teammates.

Looking at this year's squad, what do you view as the team's strengths, and what areas are you concerned about?

Our biggest strength is our experience. Any time you have eight seniors who have contributed at this level and been a part of winning teams, that's a big plus. The concern is that we have a lot of young guys who we will be counting on to help get us where we want to be.



You need to replace seven scholarship players for the 2006-07 season. How do you go about tackling such a unique situation?

If you really look at it, it's a lot like my first year when we lost five seniors, plus two recruits due to the coaching change. Recruiting is always going to be our main priority. Hopefully the success that we've enjoyed over the last two years, coupled with the move to Conference USA, will help us attract better players.

What are UTEP's biggest selling points to prospective student-athletes?

The tradition, the fans and the league, and obviously we'll have a lot of playing time available next year. It makes recruiting easier when you have playing time to offer.

Why do you think it's a privilege to play at UTEP?

First of all, the fan support is unique. Then you factor in the tradition of the program and the mark that UTEP has left on college basketball. I've said this before – the players I recruit need to want to be here, because it's a big responsibility to carry on the tradition that the past players have laid.

This year marks the 40th anniversary of the 1966 Texas Western College national championship team. Talk about the team's accomplishment and what it means today.

Just winning a national championship alone is a great achievement. But when you consider what that team meant to college basketball, it makes for an amazing story. To have the opportunity to coach at a school that made such a big impact on the game is very special.

Ed Custodio

Assistant Coach St. Francis College '98 Second Season at UTEP



Ed Custodio joined the UTEP coaching staff on April 8, 2004.

In his first season with the Miners, Custodio helped the team to 27 victories, a WAC Tournament title and NCAA Tournament appearance.

He works with the Miner big men and guards. Custodio was instrumental in the development of Filiberto Rivera, a 2005 first team All-WAC player and MVP of the WAC Tournament.

Custodio's role consists of recruiting, scouting opponents, game preparation, practice instruction and bench coaching. He has additional responsibilities coordinating official visits, as well as multiple administrative duties off the floor. He has a weekly Spanish language radio show during the season.

He also assists with monitoring student-athlete academic performance and fostering player relationships.

Custodio previously was an assistant coach at St. Francis College (1998-02) and Long Island University (2002-03). He was involved in all facets of the basketball operation including on the floor coaching, practice planning, recruiting, academic monitoring, scouting reports and various administrative duties.



Custodio worked under head coach Ron Ganulin at St. Francis College. Ganulin was an assistant at UNLV during the 1989-90 season, when the Runnin' Rebels won the national title. Custodio was also the Director of Intramural Sports Programs during his stint at St. Francis College.

He has coached at numerous university basketball camps including North Carolina, Syracuse, Georgia Tech, Pittsburgh, N.C. State, Villanova, Seton Hall, Manhattan, Cleveland State and Iona. Custodio has also assisted with the Five Star and ABCD Adidas camps, working with Sonny Vaccarro in the latter.

He was an assistant coach for the Long Island Panthers AAU team during the summer of 1997 and 1998. Among the players he coached on the tour were former Maryland standout Drew Nickolas, former Connecticut star Tony Robertson and Rodney White, who is currently with Golden State in the National Basketball Association.

Custodio earned his bachelor of arts degree in psychology from St. Francis College in 1998. He played college basketball at S.U.N.Y. Farmingdale Technology (1991-92) and Wentworth Military Academy (1992-93).

He was an All-Division, All-City and New York Catholic Association Senior All-Star at Monsignor Scanlan High School in The Bronx.

Randall Dickey

Assistant Coach Ouachita Baptist '83 Second Season at UTEP



Randall Dickey is a veteran assistant coach who has worked in the Big 12 and Pac-10 conferences, and been a part of a program that reached the Final Four.

He helped UTEP post a 27-8 mark during the 2004-05 season. The Miners claimed the WAC Tournament title and earned their second straight bid to the NCAA Tournament.


Prior to joining the UTEP staff, Dickey was an assistant coach at Washington State for four seasons (1999-2003). His duties with the

Cougars included on the floor coaching, scouting and game plan implementation. He helped Washington State put together a recruiting class which was rated as high as 28th in the nation by analyst Bob Gibbons in 2000. The Cougars' 2000 junior college class was ranked fifth in the country.

He also served as an assistant to Eddie Sutton at Oklahoma State for five years (1994-99). The Cowboys reached the 1995 Final Four led by Bryant Reeves, who was chosen sixth by Vancouver in the NBA Draft.

Dickey coached four All-Conference players during his stint at Oklahoma State -- Reaves, Adrian Peterson, Randy Rutherford and Brooks Thompson. The Cowboys compiled a 128-65 record during Dickey's tenure, making four postseason tournament appearances in five seasons (NCAA 1995, 1998 and 1999, NIT 1997).

Dickey was an administrative assistant and basketball operations director at Oklahoma State during the 1993-94 campaign.



The Dickey family (left to right) -- Jackson, Virginia, Emily and Randall.

He started his collegiate coaching career as an assistant at Howard College (1990-91) and Midland College (1991-93). He helped Howard College to a 32-2 record and number one national ranking, and Midland College was 43-17 during his time on the bench.

A native of Valley Springs, Ark., Dickey previously was the head coach at Lakeside High School in Hot Springs, Ark. (1983-84), and an assistant coach at Morrilton High School in Morrilton, Ark. (1984-90).

He earned his bachelor's degree in education from Ouachita Baptist University in 1983. He was a three-year starter at Ouachita Baptist, earning honorable mention All-Arkansas and honorable mention NAIA District 17 honors.

Dickey played his prep basketball at Valley Springs High School. He was an All-State choice in basketball and an All-Conference selection in baseball.

The 45-year old Dickey is the brother of James Dickey, who was the head coach at Texas Tech from 1991-2001 and is currently an assistant at Oklahoma State. Randall Dickey and his wife, Virginia, have a daughter, Emily (7) and a son, Jackson (5).

James Holland

Assistant Coach South Carolina Spartanburg '85 Second Season at UTEP



James Holland has a quarter-century of experience as a coach and player at the collegiate and professional levels. He has been affiliated with six postseason tournament teams (five NCAA, one NIT). Holland has also played on a national championship team, and coached on teams that have won championships in three different conferences.

Holland has coached 12 players who went on to play professional basketball either in the NBA or overseas.

He aided UTEP to a 27-win season, a WAC Tournament championship and NCAA Tournament bid during the 2004-05 campaign.

His responsibilities with the Miners include working with the perimeter players. Three of his proteges earned All-WAC honors this past season. Guard Filiberto Rivera was a first team all-league selection, guard Miguel Ayala was tabbed to the all-newcomer team and swingman Jason Williams was appointed to the all-defensive squad.

He is heavily involved in every facet of the program, including recruiting, scouting, practice plans and game preparation. He has also worked with the Rebounder's Club, the fund-raising arm of the basketball program, securing summer jobs for players.

Holland served as a Southeast regional scout for the Washington Wizards in the National Basketball Association for a year before coming to UTEP. A native of Charlotte, N.C., he was an assistant coach at six different universities from 1983-03, most recently the University of Georgia from 1999-03.

He got his start in college coaching as an assistant at the University of South Carolina-Spartanburg, his alma mater, from 1983-87. His first Division I assignment came at the University of North Carolina-Asheville from 1987-88.

In 1988 he joined the staff at Murray State University. He helped the Racers earn two NCAA Tournament and one NIT bid during his three years with the team.



The Holland family (left to right) -- Kevin, A.J., Rhonda and James.

From 1991-93 Holland worked at the University of South Carolina, where he coordinated a recruiting class that was rated seventh in the nation.

Holland began his first tour of duty in the Western Athletic Conference from 1993-99 as an assistant at San Diego State University. The Aztecs posted their first winning season in a decade in 1996, and had a top-25 recruiting class in 1998 with Holland as recruiting coordinator.

He was on staff as the University of Georgia won the SEC Eastern Division title in 2002. The Bulldogs appeared in the 2001 and 2002 NCAA Tournaments, and were ranked among the top 25 teams in the country for the last 10 weeks of the 2002-03 campaign.

Holland played collegiate ball at the University of South Carolina Spartanburg -- now known as the University of South Carolina Upstate -- and later was a member of the Harlem Globetrotters from 1982-83.

He earned his bachelor of science degree from the University of South Carolina Spartanburg in 1985. As a member of the basketball team, he was a three-time team captain and earned honorable mention All-District honors in 1982. The Rifles captured the NAIA national championship in 1982, and District Six titles in 1981 and 1982.

He and his wife, Rhonda, have two sons, A.J. (14) and Kevin (10).

David Anwar

Director of Basketball Operations Fitchburg State College '98 Second Season at UTEP



David Anwar is entering his second season as a member of the UTEP basketball staff.

Anwar previously spent four years as an assistant coach at the University of Arkansas-Fort Smith, including three working under Doc Sadler when he was head coach. In addition to his on-the-floor coaching responsibilities, he served as recruiting coordinator and was responsible for players' academic success.

He helped Arkansas-Fort Smith to a 101-29 record over four seasons. The Lions finished fifth at the NJCAA National Tournament in 2001, and seventh in 2002. They captured NJCAA Region II titles in 2001 and 2002. Over the four-year period, over 20 Arkansas-Fort Smith players graduated to four-year institutions.

Anwar was the head coach at Lutheran Christian Academy, a prep school in his hometown of Philadelphia, from 1998-2000. He posted a 57-17 record in two years as head coach. Anwar placed at least 18 players in Division I or II programs during his stint at Lutheran Christian Academy.

He also served as an assistant coach at Notre Dame Prep School in Fitchburg, Mass. during the 1997-98 season. He placed 12 seniors in Division I, II or III programs while at Notre Dame Prep School, including Aaron Matthews (Villanova) and Modebo Diarra (Memphis).

During his coaching career, he has helped over 40 players from the Philadelphia area obtain college scholarships.

He has worked at the Five Star Basketball Camp (1997), Villanova Basketball Camp (1996), Eastern Invitational Basketball Camp (1998) and Atlantic Cape Basketball Camp (1999). He coached in the Rasheed Wallace Summer League in 1997, and the Positive Image Summer League in 1999.

Anwar received his bachelor of science degree in special education and sociology from Fitchburg State College in 1998. He recently earned his master's degree in sports management/sports leadership from Virginia Commonwealth University.



All-Time Coaching Staffs



Don Haskins and Henry "Moe" Iba (left) coached the 1965-66 national champion Miners.

Season	Head Coach	Assistant Coaches
1914-15	Tommy Dwyer	None
1915-16	Tommy Dwyer	None
1916-17	No games played	
1917-18	Tommy Dwyer	None
1918-19	No games played	
1919-20	Tommy Dwyer	"Fats" Ross
1920-21	No games played	
1921-22	No games played	
1922-23	Tommy Dwyer	None
1923-24	Jack Vowell	None
1924-25	George B. Powell	None
1925-26	George B. Powell	None
1926-27	No games played	
1927-28	E.J. Stewart	None
1928-29	Mack Saxon	None
1929-30	Mack Saxon	None
1930-31	Mack Saxon	None
1931-32	Mack Saxon	None
1932-33	Mack Saxon	Phillips
1933-34	Mack Saxon	J.B. Andrews
1934-35	No games played	
1935-36	J.B. Andrews	None
1936-37	Marshall Lee Pennington	None
1937-38	Marshall Lee Pennington	None
1938-39	Marshall Lee Pennington	None
1939-40	Marshall Lee Pennington	None
1940-41	Marshall Lee Pennington	None
1941-42	Marshall Lee Pennington	None
1942-43	Marshall Lee Pennington	None
1943-44	No team due to World War II	
1944-45	Charles Finley	None
1945-46	Dale Waters	Jack Curtice
1946-47	Dale Waters	None
1947-48	Ross Moore	None
1948-49	Dale Waters	None
1949-50	Dale Waters	Ross Moore
1950-51	Dale Waters	None
1951-52	Dale Waters	None
1952-53	Dale Waters	None
1953-54	George McCarty	None
1954-55	George McCarty	None
1955-56	George McCarty	None
1956-57	George McCarty	None
1957-58	George McCarty	None
1958-59	George McCarty	None
1959-60	Harold Davis	None

Season	Head Coach	Assistant Coaches
1960-61	Harold Davis	None
1961-62	Don Haskins	None
1962-63	Don Haskins	Henry Iba
1963-64	Don Haskins	Henry Iba
1964-65	Don Haskins	Henry Iba
1965-66	Don Haskins	Henry Iba
1966-67	Don Haskins	Jerry Hale
1967-68	Don Haskins	Jerry Hale
1968-69	Don Haskins	Jerry Hale
1969-70	Don Haskins	Ed Sparling
1970-71	Don Haskins	Ed Sparling
1971-72	Don Haskins	Ed Sparling
1972-73	Don Haskins	Gene Iba
1973-74	Don Haskins	None
1974-75	Don Haskins	Gene Iba
1975-76	Don Haskins	Gene Iba
1976-77	Don Haskins	Ken DeWeese, Gene Iba
1977-78	Don Haskins	Ken DeWeese
1978-79	Don Haskins	Ken DeWeese, Tim Floyd
1979-80	Don Haskins	Ken DeWeese, Tim Floyd
1980-81	Don Haskins	Tim Floyd, Nevil Shed
1981-82	Don Haskins	Tim Floyd, Jim Forbes
1982-83	Don Haskins	Tim Floyd, Jim Forbes
1983-84	Don Haskins	Rus Bradburd, Tim Floyd, Jim Forbes
1984-85	Don Haskins	Rus Bradburd, Tim Floyd
1985-86	Don Haskins	Duke Allgood, Rus Bradburd, Tim Floyd
1986-87	Don Haskins	Nate Archibald, Rus Bradburd
1987-88	Don Haskins	Rus Bradburd, Greg Lackey
1988-89	Don Haskins	Rus Bradburd, Norm Ellenberger, Greg Lackey
1989-90	Don Haskins	Rus Bradburd, Norm Ellenberger, Greg Lackey
1990-91	Don Haskins	Rus Bradburd, G. Ray Johnson, Greg Lackey
1991-92	Don Haskins	Gary Brewster, G. Ray Johnson
1992-93	Don Haskins	Gary Brewster, G. Ray Johnson
1993-94	Don Haskins	Gary Brewster, G. Ray Johnson
1994-95	Don Haskins	Gary Brewster, G. Ray Johnson
1995-96	Don Haskins	Gary Brewster, Luster Goodwin, G. Ray Johnson
1996-97	Don Haskins	Luster Goodwin, G. Ray Johnson
1997-98	Don Haskins	Luster Goodwin, G. Ray Johnson
1998-99	Don Haskins	Luster Goodwin, G. Ray Johnson
1999-00	Jason Rabedaux	Guy Beach, Ryan Carr, Eddie Hill
2000-01	Jason Rabedaux	Guy Beach, Ryan Carr, Eddie Hill
2001-02	Jason Rabedaux	Ryan Carr, Junsie Cotten, Silvey Dominguez
2002-03	Billy Gillispie	Ryan Carr, Bobby Champagne, Junsie Cotten
2003-04	Billy Gillispie	Alvin Brooks, Sergio Rouco, Doc Sadler
2004-05	Doc Sadler	Ed Custodio, Randall Dickey, James Holland
2005-06	Doc Sadler	Ed Custodio, Randall Dickey, James Holland

Support Staff



Mack Rhoades
Executive Senior Associate
Athletic Director



Elizabeth Cabada
Administrative Staff



Travis Carr
Manager



Kristina Carrizales
Statistician



Chris Croft



Jesus Flores
Student Athletic Trainer



Mike Gutierrez
Assistant Athletic Trainer



Rafael Hernandez
Manager



Cecilia Jaquez
Administrative Assistant



Ricky Lefebvre
Assistant Strength & Conditioning
Coach



Chris Judge
Manager



Virginia Lopez
Statistician



Mychal Minjarez
Manager



Naomi Nieto
Statistician



Jim Shaw



Marlon Terry
Manager

Dr. Diana Natalicio

University President



When appointed president of UTEP 17 years ago, Diana Natalicio set a clear mission for the university: Access and excellence.

"We are recognized as a success story, an institution that has demonstrated that there does not have to be a trade-off between access and excellence," Natalicio says.

"By being authentic in carrying out our regional mission, rather than trying to emulate other institutions whose missions are far different from ours, we have gained respect and stature at the national level."

That stature has come under Natalicio's leadership.

Natalicio first arrived at UTEP as a faculty member in 1971, and was later named chair of the Department of Modern Languages, dean of the College of Liberal Arts and vice president for academic affairs.

She was named the university's first woman president in 1988.

Through her unwavering passion and dedication, Natalicio has led UTEP through nearly two decades of its most notable growth.

During her tenure as president:

- Enrollment has grown to nearly 20,000
- Annual budget has tripled to \$240 million
- Research expenditures have grown from less than \$5 million to \$35 million per year
- Doctoral programs have grown from one to 13
- A \$50 million facilities expansion program -- the largest in institutional history -- was recently completed

Her role as a leader in higher education goes beyond UTEP, however.

She serves on numerous national boards and commissions, including the National Science Board (appointment by President Bill Clinton) where she now serves as vice chair, and the Rockefeller Foundation Board of Trustees.



Dr. Diana Natalicio



Natalicio also serves on:

- Sandia Corporation Board of Directors
- Advisory Commission on Educational Excellence for Hispanic Americans (appointment by President George Bush)
- President's Committee on the Arts and Humanities (appointment by President Clinton)
- University Corporation for Advanced Internet Development (UCAID)
- National Action Council for Minorities in Engineering (NACME)
- U.S.-Mexico Foundation for Science
- Trinity Industries
- National Commission on Teaching and America's Future
- American Association for Higher Education, past chair

She was inducted into the Texas Women's Hall of Fame in 1999 and recently was among the women profiled in the book "Texas Wise Women Speak," alongside former Governor Ann Richards, state Senator Kay Bailey Hutchison and 22 other renowned Texas leaders. She's a recipient of the Harold W. McGraw, Jr. Prize in Education.

An avid Cardinals fan, Natalicio completed her undergraduate studies in Spanish and graduated summa cum laude from St. Louis University. She later earned a master's degree in Portuguese and a doctorate in linguistics from the University of Texas at Austin. She holds honorary doctor of law degrees from Smith College and the Universidad Autonoma de Nuevo Leon in Monterrey, Mexico.

Natalicio was a Fulbright scholar in Rio de Janeiro, Brazil, and held a Gulbenkian fellowship in Lisbon, Portugal.



UTEP Programs in the National Spotlight

The University of Texas at El Paso has become a national model of excellence in higher education, receiving national and international recognition and support for its programs.

- **PACE Partner:** UTEP received a \$169 million in-kind donation of computer-aided engineering software and equipment in spring 2005, joining an elite group of universities under the **Partners for the Advancement of Collaborative Engineering Education** program. PACE members include General Motors, EDS, Sun Microsystems and UGS.
- **Internet2:** UTEP launched a new high-capacity network in spring 2005, opening the door to unprecedented collaboration between numerous universities and research centers across the U.S. and Mexico under a partnership with the Universidad Autonoma de Ciudad Juarez in Mexico, Michigan-based **Internet2** and its Mexican counterpart, *Corporacion Universitaria para el Desarrollo de Internet*.
- **The Hispanic Health Disparities Research Center**, an initiative in cooperation with the UT Houston Health Science Center, opened its doors at UTEP last year thanks to a \$4 million grant from the National Institutes of Health.
- UTEP is one of only 11 universities nationwide to receive a \$5 million "Teachers for a New Era" research grant from the Carnegie Corporation of New York. The grant will help UTEP become a national model for teacher education programs.
- **The Law School Preparation Institute**, which helps prospective law students perform well on the LSAT and in law school, received the Texas Higher Education Coordinating Board's Star Award in December 2004. The program under UTEP's **Center for Law and Border Studies** is increasing the number of area students accepted to the nation's top law schools.
- **The El Paso Collaborative for Academic Excellence**, a UTEP-based coalition among higher education, public school districts and the community, is committed to increasing the academic achievement of students in this region. The Collaborative is now a national model for such partnerships.
- **The Sam Donaldson Center for Communication Studies**, named after the renowned ABC News journalist and UTEP alumnus, provides academic enrichment programs to print and broadcast journalism students. The **Ruben Salazar Spanish Language Media Program** under the Donaldson Center helps prepare journalism students in bilingual and Spanish-language media fields.
- The W.K. Kellogg Foundation this year awarded UTEP's **Center for Civic Engagement** a \$1.2 million, three-year grant to develop a new community literacy initiative and expand English as a Second Language programs within El Paso County and Ciudad Juarez.
- **The Institute for Policy and Economic Development (IPED)** at UTEP received a \$1 million grant from the Cimarron Foundation this year to boost its economic development research and programs.

Bob Stull

Director of Athletics



Bob Stull, UTEP's football coach from 1986-88, returned to El Paso in 1998 as director of athletics. He came with lofty goals, and a plan to execute his vision. In a very short period of time, he has succeeded in revitalizing Miner athletics.

Optimism is at an all-time high in the Sun City. Led by former National Coach of the Year Mike Price, the football team rebounded from three consecutive two-win seasons to post an 8-4 mark in 2004. UTEP was ranked in both top-25 polls for the first time in school history, and the Miners also made their first appearance in the Bowl Championship Series (BCS) rankings. UTEP met Big 12 North champion Colorado in the EV1.net Houston Bowl. The Miners were 11th in the nation in scoring, averaging nearly 36 points per outing.

The men's basketball team won 27 games in 2004-05, one shy of the school record for victories established by the 1966 national champions. The Miners captured the Western Athletic Conference Tournament title -- their first in 15 years -- to earn their second consecutive NCAA Tournament bid. UTEP led the country in free throw percentage (.792) and established school records for WAC wins (14), points scored (2,616) and assists (579). The Miners have won 51 games over the last two years, the 13th-best total in the nation during that span.

The men's basketball team won 27 games in 2004-05, one shy of the school record for victories established by the 1966 national champions. The Miners captured the Western Athletic Conference Tournament title -- their first in 15 years -- to earn their second consecutive NCAA Tournament bid. UTEP led the country in free throw percentage (.792) and established school records for WAC wins (14), points scored (2,616) and assists (579). The Miners have won 51 games over the last two years, the 13th-best total in the nation during that span.

UTEP's olympic sports continue to enjoy success. The rifle team finished eighth in the nation in smallbore in 2005. The men's track and field team won WAC indoor and outdoor crowns, and took 12th place at the NCAA Outdoor Championships. The soccer team has registered 10 victories or more in each of the last three seasons, and scored a 3-2 upset of 20th-ranked SMU this past year. The softball program, in only its second year of existence, doubled the win total from its inaugural campaign.

Adding to the excitement is UTEP's move to Conference USA for the 2005-06 athletic year. The Miners have renewed their rivalries with state institutions Houston, Rice and SMU as a part of the new-look league that also includes Central Florida, East Carolina, Marshall, Memphis, Southern Miss, Tulane, Tulsa and UAB.

Other highlights from Stull's tenure as UTEP athletic director have included the football team capturing the 2000 WAC title and participating in the Crucial.com Humanitarian Bowl, and the women's soccer team leading the country in scoring in 2002. Since Stull took over as athletic director, eight UTEP coaches have been recognized as conference coach of the year, and three were finalists for national coach of the year.

Off the playing field, Stull's greatest achievement has been widespread enhancements to UTEP's athletic facilities.



The UTEP football team won 21 games in three years under head coach Bob Stull, and met Southern Miss in the 1988 Independence Bowl.



UTEP's Conference Coaches of the Year (Under Bob Stull)

2000: Football, Volleyball

2001: Men's Basketball, Men's Golf, Men's Indoor Track and Field

2002: Soccer

2003: Men's Outdoor Track and Field

2004: Men's Basketball, Football

2005: Men's Indoor Track and Field, Men's Outdoor Track and Field

The Larry K. Durham Sports Center opened in August, 2002. The \$11 million, 65,000-square foot building, situated adjacent to the Sun Bowl, features a 10,000-square foot strength and conditioning center; a sports medicine center, comprised of exam rooms, x-ray room, hydrotherapy room and taping and treatment areas; a student-athlete lounge with a computer center; a football locker room; first-class football coaches' offices; a separate kinesiology laboratory; football positional meeting rooms; a "Hall of Champions"; and the display of memorabilia illustrating the tremendous tradition of UTEP athletics' past and current accomplishments.

The latest addition to UTEP's athletic realm is the \$2.4 million, state-of-the-art Helen of Troy Softball Complex.

Other UTEP facility renovations and upgrades in recent years include: implementation of new Mitsubishi video replay boards and scoreboards in the Sun Bowl and Don Haskins Center; installation of a new grass-like artificial surface (AstroPlay) in the Sun Bowl; installation of a new Robbins Bio-Channel Star maple floor in the Don Haskins Center; press box renovations in the Sun Bowl; new lighting added to the track and field complex and soccer stadium; new bleacher seating added to the track and field complex; soccer-sizing of the Sun Bowl; and improvements made to the women's basketball, track and field and volleyball locker rooms.

Stull pledged to renew El Pasoans' interest in Miner athletics when he returned to the city. His plan to increase attendance at football games included adjusting ticket prices and introducing Miner Town to attract more families to the Sun Bowl. Miner Town was created to enrich the pre-game activity surrounding each football game, with food, games, rides and other entertainment for the entire family.

UTEP's average home attendance for football rose to a school-record 44,715 in 2000, and the men's basketball average leaped to 9,657 in 2001. UTEP became the first WAC school since BYU in 1995-96 to lead the conference in attendance for football and men's basketball in the same season in 2000-01.

UTEP's attendance averages for the 2004-05 athletic year were 41,209 (football) and 10,405 (men's basketball). UTEP led the WAC in football attendance average, and the Miners have had 15 capacity crowds of 12,000 for men's basketball over the last two seasons.

Bob Stull

Under Stull's leadership, a new family of logos was introduced. Fans universally accepted the change, resulting in a 400 percent increase in sales the first year alone.

UTEP's student-athlete graduation rate has risen consistently since Stull took charge. *USA Today* honored UTEP in its 2003 academic awards in the category of graduation rate above the student body.

Off the playing field, Miner student-athletes have averaged over 500 appearances per year at community, school and charity events during Stull's tenure as athletic director.

Stull rejoined the UTEP family after a 10-year absence. He came to El Paso from the University of Washington, where he served as associate athletic director for development for two seasons. While at Washington Stull coordinated the development and fund-raising areas for the UW Athletic Department.

Prior to joining the staff at Washington, Stull spent two years as president and CEO of the Boys and Girls Clubs of King County, Wash. The organization consisted of 11 clubs in the Seattle area serving over 20,000 children, with 300 full and part-time employees.

What Stull is best known for is his coaching exploits on the gridiron, especially as a head coach at Massachusetts, UTEP and Missouri.

At Massachusetts Stull went 3-8 in his first year, then improved to 7-4 in 1985, with the nation's second-ranked scoring defense (11.5 points per game).

Stull arrived in El Paso in 1986 and immediately produced dividends. From 1971 to 1985 UTEP football teams went through six head coaches and posted just 26 wins. In just three years with the Miners, Stull's charges won 21 games and saw postseason action for the first time since 1967.

The team was 1-10 the year prior to Stull's arrival, but he was able to forge a 4-8 record in 1986, including conference wins over Colorado State and Utah to end the season.

The next year Stull did what was once thought to be impossible -- post a winning season. The 1987 Miners finished 7-4. That season UTEP enjoyed the nation's largest average attendance boost (15,265) to what was then a school-record average of 42,805 fans.

A bowl berth came in 1988, when Stull guided the Miners to a 10-2 regular-season record and a second place finish in the Western Athletic Conference -- both school records. UTEP played in the Independence Bowl that year.

Stull took over Missouri's football program in December, 1988. His straight-forward, collegiate demeanor resulted in a warm reception at Columbia. Attendance at Faurot Field climbed by an average of 3,000 per game, which was Missouri's first attendance increase in 10 years.

Stull was selected to coach in the 1990 Hula Bowl All-Star Game in Honolulu, Hawaii. He also was selected National Coach of the Week following the Tigers' 30-9 upset of 15th-ranked Arizona State. Probably the most-publicized game of Stull's career was the historic "fifth-down" contest against eventual national champion Colorado.

Stull began his career as the defensive coordinator at Dubuque High School in Dubuque, Iowa. He later started his collegiate coaching career as a graduate assistant at Kansas State, his alma mater.

After Kansas State Stull moved on to Kent State, where he was the offensive line coach and recruiting coordinator from 1971-74.

Next came his long-running association with Washington, as Stull became the Huskies' wide receivers coach under head coach Don James in 1975. After four years of tutoring the wideouts, Stull served as the offensive coordinator and offensive line coach from 1979-84. He was a part of six bowl teams and three PAC-10 championship squads at Washington. The Huskies participated in the Rose Bowl three times (1977, 1980, 1981), and beat Texas, 14-7, in the 1979 Sun Bowl in El Paso.

A native of Davenport, Iowa, Stull holds bachelor's and master's degrees from Kansas State, where he was a three-year letterman and captained the Wildcats in 1967.

Stull and his wife, Kim, have two children -- daughter Shannon, a recent University of Texas graduate, and son Kevin, who attends Arizona State. Stull is a member of the National Association of College Directors of Athletics.

Stull 101

To say that Bob Stull has been busy during his time as UTEP's director of athletics would be quite the understatement. Here is a chronology of the Stull years in the Sun City.

February 1998

- Named UTEP's director of athletics.

1998-99 Athletic Year

- The women's soccer team ties for first place in the Western Athletic Conference's Mountain Division with a 5-1 record.



1999-00 Athletic Year

- UTEP introduces a brand-new athletic department logo, which is a smash hit in stores.
- The UTEP rifle squad ends the year with a No. 8 national ranking.

2000-01 Athletic Year

- The Miner football team finishes 8-4, ties for first place in the WAC and faces Boise State in the Crucial.com Humanitarian Bowl.
- Tight end Brian Natkin becomes the first football player in school history to be chosen a unanimous first team All-American.
- The men's basketball team registers 23 victories and appears in the postseason National Invitation Tournament.
- UTEP leads the WAC in average home attendance for both football (44,715) and men's basketball (9,657).

2001-02 Athletic Year

- The men's track and field team captures the WAC indoor championship.
- Upgrades to the Sun Bowl and Don Haskins Center include new video boards and scoreboards for each, as well as a new grass-like artificial surface (Sun Bowl) and maple floor (Haskins Center).
- The men's golf team notches a runner-up showing at the WAC Championship, its best performance in nine years.
- The women's tennis team fashions a 13-7 record, the second-best winning percentage (.650) in school annals.

2002-03 Athletic Year

- Construction is completed on the state-of-the-art Larry K. Durham Sports Center. The \$11 million, 65,000-square foot building features a first-class strength and conditioning center, sports medicine center, Hall of Champions, football locker room and offices for football staff.
- The men's track and field team claims the WAC outdoor title in El Paso.
- The women's soccer team leads the nation in scoring with 84 goals en route to a 16-3 record.

2003-04 Athletic Year

- Mike Price, the 1997 National Coach of the Year at Washington State, is named UTEP's head football coach on Dec. 21, 2003.
- The men's basketball team posts a 24-8 record, wins a share of the Western Athletic Conference title and advances to the NCAA Tournament for the first time since 1992.
- UTEP averages 10,282 fans for men's basketball, and sells out seven of nine WAC home games.
- The women's basketball team continues its steady progression under third-year coach Keitha Green, finishing 16-13.

2004-05 Athletic Year

- The UTEP football program performs the nation's biggest turnaround, registering an 8-4 mark following three straight two-win campaigns.
- The men's basketball team wins 27 games, claims the WAC Tournament crown and returns to the "Big Dance."
- UTEP averages 41,209 fans for football and 10,405 for men's basketball home games.
- The men's track and field team earns WAC indoor and outdoor championships and takes 12th place at the national outdoor meet.
- The rifle squad garners an eighth-place showing in smallbore at NCAAs.
- Construction is completed on the \$2.4 million Helen of Troy Softball Complex.

Athletic Development



Making A Difference and helping student-athletes reach their highest potential and goals can be accomplished with your help. Not only do these exceptional individuals need your support at their games, but also your financial assistance which will provide the funds to offset the cost of scholarships. Your support ensures that they receive the necessary encouragement and resources to excel in the classroom and compete at the highest level of Division I competition. Make your commitment and **Make A Difference** on and of the field!

Miner Athletic Club Q&A

What is the Miner Athletic Club?

The Miner Athletic Club is the fund-raising division of the UTEP Athletic Department. Its mission is to raise funds to offset the cost of scholarships awarded to UTEP student-athletes annually. More than 1,600 dedicated alumni, friends, and fans assist the Miner Athletic Club in providing close to 300 student-athletes the opportunity to pursue a college degree. Their education will serve as a solid foundation for their pursuits and contributions to society.

Why should I donate to the Miner Athletic Club?

The UTEP Athletic Department gets no financial assistance from the state of Texas. It is a self-funded entity, solely dependent upon sporting event revenue and fund-raising to operate and provide student-athlete scholarships. When you donate to the Miner Athletic Club, UTEP can accomplish its goal of providing quality young men and women the opportunity to receive a first-class education and to compete at the highest level of intercollegiate athletics.

What is the M-Club Society?

The M-Club Society is a group of individuals who are awarded membership by donating \$1,000 or more in addition to the donation made for the purchase of premium seat tickets. Membership in the M-Club Society includes: the appropriate Miner Athletic Club benefits, special recognition in the football and men's basketball programs, invitations to special university functions and entrance into the club level room.

What benefits do I receive for becoming a member of the Miner Athletic Club?

The Miner Athletic Club is dedicated to providing an exciting and rewarding experience for its members. Miner Athletic Club members receive a variety of spirited membership items which include a membership card, window decal and athletic department quarterly newsletters. A portion of all gifts are tax-deductible. For additional benefits and corresponding donations levels, please refer to the membership chart in the center of the Miner Athletic Club brochure.

Mission Statement

The Office of Athletic Development of the University of Texas at El Paso (UTEP) support the mission of the UTEP Department of Intercollegiate Athletics.

The Office of Athletic Development serves to raise monies that offset the cost of student-athlete scholarships and benefit individual athletic teams. Scholarship monies are raised by the Miner Athletic Club through special events, an annual fundraising campaign (Team Fund Drive), annual membership, major and planned gifts, and through donor portions of ticket sales. Financial contributions are critical as they directly support UTEP student-athletes in their quest for excellence in academics, athletics and leadership through service to the El Paso community.

The Office of Athletic Development values the financial and in-kind contributions made by individual and corporate donors and volunteers. These donors and volunteers form the framework from which Athletic Development operates. The office strives to identify, recognize, motivate and celebrate these donors and volunteers through recognition events, benefit packages, and awards throughout the year.

The Office of Athletic Development collaborates with all other offices within the Athletic Department in continuously promoting, supporting and celebrating UTEP athletics and the quality young men and women who are proud to wear the orange and blue.



Miner Athletic Club Staff

500 West University
Brumbelow Building Room 109
201 Baltimore
El Paso, TX 79968
(915) 747-8759

Darren D'Attilio
Assistant Athletic Director for Development
ddattilio@utep.edu

Autumn N. Ortega-Duffie
Assistant Director for Development
aortega@utep.edu

Jeremiah Dickey
Assistant Director for Development
jdickey@utep.edu

Lisa Lucero
Administrative Assistant
lalucero@utep.edu

Athletic Development



Miner Athletic Club Programs

Team Fund Drive

The Team Fund Drive is the primary annual fund-raising campaign for the Miner Athletic Club and UTEP Athletics. The Team Fund Drive is a volunteer-driven program that places individuals on teams to compete against each other for the goal of obtaining new Miner Athletic Club gifts and season tickets, as well as renewing memberships in the Miner Athletic Club. Teams and individuals are driven by the cause, raising money to fund UTEP student-athlete scholarships, and by numerous incentives and motivating factors presented throughout the five-week period.

Miner Athletic Clubs Special Event

Each year the Miner Athletic Club produces an annual special event to help raise funds to offset the cost of student-athlete scholarships. In an effort to keep the event fresh and exciting, the theme of the event changes year to year. On average the event attracts over 500 guests. Each guest is treated to a fun-filled evening that includes dinner, live entertainment, sideline activities and a live auction.

El Paso Miner Fan Clubs

The El Paso Miner Fan Clubs are a grass roots effort to obtain support and involvement for UTEP Athletics from the El Paso community. All Miner fans are welcome to attend the fan club meetings to learn the latest news and updates about UTEP Athletics, meet many of our student-athletes, coaches and staff and participate in exciting club events. Fan Clubs have been organized in the West, Northeast, East and South/Central regions of El Paso.

Miner Varsity Club

The Miner Varsity Club is a brand-new association that is committed to forming, developing and maintaining relationships with former student-athletes and support staff who were affiliated with our varsity teams. The Miner Varsity Club will also attempt to promote and preserve friendships and loyalties among former student-athletes and support staff by encouraging them to be involved socially as lifelong members of the Miner Athletics Family.

Eligibility for the Miner Varsity Club is simple. All former student-athletes (men and women) who participated in at least one year of a varsity sport at UTEP qualify for membership. However, participation in a varsity sport is not the sole requirement for membership. If you are a former coach, cheerleader, student manager or trainer, you are also welcome to join the Miner Varsity Club provided you have completed at least one year of service to UTEP Athletics.

The best part of the Miner Varsity Club is that our basic membership is free! Simply fill out the registration form available at www.utepathletics.com and you will be registered through the athletic department as a Varsity Club member. Membership benefits include, but are not limited to, free updates for our various athletic teams, eligibility to attend Miner Varsity Club social events and discounted tickets to watch your favorite Miner teams. The greatest benefit you'll receive from

joining the Miner Varsity Club is the satisfaction you'll feel from being involved with and supporting the UTEP Athletics Program.

Thank you for all you have done for UTEP Athletics. If you know of any former Miners who would also like to be involved, please encourage them to register for the Varsity Club by contacting the Miner Athletic Club at 747-8759. Thanks again for your continued support of UTEP Athletics.

Courtesy Car Program

The Courtesy Car program allows area car dealers to become members of the Miner Athletic Club by donating a vehicle to the Department of Athletics, while in return receiving a great benefit package that includes tremendous visibility as a supporter of the Miners, a season ticket package that includes \$5,000 worth of football and men's basketball tickets and advertising in our football and men's basketball game day program. To find out more information about the Courtesy Car Program, please contact the Miner Athletic Club at 915-747-8759.

The M-Club Society

Miner Athletic Club members who make donations in excess of \$1,000 over and above contributions needed for premium seat locations are recognized in the M-Club Society. M-Club members help to ensure the growth and success of a competitive, broad-based athletics program. Benefits include special recognition in publications and invitations to special receptions.

Donor Services

The Office of Athletic Development/Miner Athletic Club oversees all programs and services for Miner Athletic Club members. One of the primary responsibilities of The Office of Athletic Development/Miner Athletic Club is the issuing of season tickets for all athletic events. In addition to season ticket sales, the Office of Athletic Development/Miner Athletic Club handles all questions, concerns, changes and requests for donor season tickets, parking and benefits.



Athletic Compliance

Guide To The NCAA Rules For Alumni, Faculty And Friends

"Institutional control" of athletics is a fundamental requirement of NCAA legislation. As such, the University of Texas at El Paso is responsible for ensuring that members of the faculty and staff, coaches, student-athletes, alumni, donors, boosters and friends of the institution comply with all applicable NCAA rules. The information below is intended to provide a basic overview of NCAA rules governing UTEP alumni, faculty and friends. Because of the complexity of the rules, the following does not include all applicable situations and should not be relied upon exclusively. UTEP appreciates your interest and support but reminds you that an inappropriate contact or an inadvertent action on your part can jeopardize the eligibility of a prospective or enrolled student-athlete and the university. If you have specific questions, please contact the Athletics Department's Compliance Office at (915) 747-6783.

You Are Considered A "Representative Of UTEP's Athletics Interests" (i.e., a booster) If You:

- Have ever made any type of financial or in-kind contribution to the athletics department, to a specific sport program, or to an athletics booster organization, including purchasing season tickets to athletics events.
- Are or have been a member of any organization or agency promoting UTEP athletics.
- Have ever helped to arrange or have provided employment for an enrolled student-athlete, a prospective student-athlete, or their parents or relatives.
- Have ever assisted in any manner in the recruitment of prospective student-athletes.
- Have ever provided benefits to enrolled student-athletes or their families.
- Have otherwise promoted the institution's athletics program in any manner.

Once you become a booster, you retain that status FOREVER!

A prospective student-athlete (a prospect) is any person who has begun classes for the ninth grade. A prospective student-athlete remains a prospect even after he or she has signed a National Letter of Intent or accepts an offer of financial aid to attend UTEP. The prospect remains a prospect until they report for the first day of classes for a regular term (fall or spring), they participate in a regular squad practice or competition, or they officially register and enroll and attend classes during the summer prior to initial enrollment and receive institutional athletics aid.

Boosters Are Prohibited From:

- Contacting a prospect in person on or off our campus.
- Writing or telephoning a prospect or a member of the prospect's family.
- Making arrangements for a prospect or the prospect's relatives or friends, to receive money or financial aid of any kind.
- Providing transportation for a prospect or the prospect's relatives or friends to visit our campus.
- Providing free tickets or tickets at a reduced cost for prospects or the prospect's relatives or friends to attend an athletic event.
- Entertaining high school, preparatory school or community college coaches.



Boosters Are Permitted To:

- Notify our coaches about prospects that may be strong additions to our teams.
- Attend high school or two-year college athletic contests or other events where prospects compete, however, boosters may not contact the prospect or the prospect's relatives.
- Continue existing friendships with families of prospects, but boosters may not attempt to recruit the prospect.
- Employ a prospect after they have graduated from high school or a two-year college.

Rules Governing Contacts With And Benefits For Student-Athletes

NCAA legislation expressly prohibits University supporters from providing "extra benefits" to enrolled student-athletes or their families. An extra benefit is any special arrangement to provide a student-athlete or his/her family a benefit not authorized by NCAA legislation. In general, boosters may not provide anything or make special arrangements for student-athletes or their families that are not available to the general student population.

Examples Of Prohibited "Extra Benefits" Include, But Are Not limited To:

- Providing cash or loans in any amount.
- Signing or co-signing for a loan or guarantee of bond.
- Use of an automobile or other personal property (e.g., boats, summer homes, stereos).
- Gifts of any kind, including birthday cards, flowers, holiday gifts and gifts of clothing or equipment.
- Any tangible items, including merchandise.
- Free or reduced-cost services, rentals, or purchases (e.g., car repairs, legal services, haircuts, meals at local restaurants).
- Purchasing complimentary admissions from a student-athlete.
- Providing an honorarium to a student-athlete for a speaking engagement.
- Providing typing services or other costs associated with school projects or reports.

Boosters MAY provide enrolled student-athletes with an occasional home meal, provided the meal takes place at the booster's home and NOT at a local restaurant establishment. The meal may be catered and must be limited to infrequent or special occasions. The Compliance Office must approve all such meals.

Compliance with NCAA rules is of the highest priority for our athletics program and institution. Even the best-intentioned action on your part may be a violation of NCAA rules. Please **remember to ASK before you ACT.**

Table of Contents

2005-06 Preview

Schedule	4
Rosters	5
Outlook	6-7
Preseason Notes	8
Radio/TV Roster	9

2005-06 Miners

Miguel Ayala	10-11
Tremaine Fuqua	12
Josh Gutierrez	13
Will Kimble	14-15
Edgar Moreno	16
Brent Murphy	17-18
John Tofi	19-22
Jason Williams	23-25
Kevin Henderson	26
Vernon Carr	27-28
Kelvin Davis	29-30
Stefon Jackson	31
Riley Lambert	32
Maurice Thomas	33

Basketball Staff

Head Coach Doc Sadler	34-36
Q&A With Doc Sadler	37
Assistant Coach Ed Custodio	38
Assistant Coach Randall Dickey	39
Assistant Coach James Holland	40
Director of Basketball Operations David Anwar	41
All-Time Coaching Staffs	42
Support Staff	43

UTEP Administration

President Dr. Diana Natalicio	44-45
Director of Athletics Bob Stull	46-47
Miner Athletic Club	48-49
Compliance	50

UTEP Basketball

Conference USA	51
El Paso, Texas	52-55
UTEP	56-59
UTEP Academic Excellence	60-61
Miner Village	62-63
Larry K. Durham Sports Center	64-65
Don Haskins Center	66-69
State of the Art Facilities	70-71
Strength & Conditioning	72-73
UTEP in the Community	74-75
UTEP in the National Spotlight	76-77
UTEP's Spain Trip	78-79
Miner Athletic Excellence	80-81

2005-06 Opponents

State Farm Sun Bowl Tournament	82-83
Western New Mexico/UT Permian Basin	84
New Mexico/New Mexico State	85
Texas Southern/Louisiana-Lafayette	86
Pacific/Mississippi Valley State	87
Colgate/Georgetown	88



Senior forward Jason Williams

Table of Contents

Texas Tech/Syracuse _____	89
East Carolina/Houston _____	90
Marshall/Memphis _____	91
Rice/SMU _____	92
Southern Miss/Tulane _____	93
Tulsa/UAB _____	94
UCF/Alabama A&M _____	95

2004-05 Review

Final Notes _____	96-97
Results _____	98
Statistics _____	99
Game-By-Game Statistics _____	100
Individual Game-By-Game Statistics _____	101
Box Scores _____	102-107

History and Records

Scoring Records _____	108
30-Point Games _____	109
1,000-Point Club _____	110-113
Field Goal Records _____	114-115
Three-Point Field Goal Records _____	116-117
Free Throw Records _____	118-119
Rebounding Records _____	120-121
Double-Double Records _____	122-123
Assist Records _____	124
Steal Records _____	125

Blocked Shot Records _____	126
Season Records By Class _____	127
Team Game Records _____	128-129
Team Season Records _____	130-131
Overtime/100-Point Games _____	132
Biggest Wins and Losses _____	133
NCAA Tournament Records _____	134
NIT Records _____	135
NCAA Tournament Box Scores _____	136-142
NIT Box Scores _____	143-145
Annual Team Statistics _____	146-148
UTEP in the AP Poll _____	149
Honor Roll _____	150-151
UTEP vs. Ranked Teams _____	152
Letterwinners _____	153-155
All-Time Jersey Numbers _____	156
Year-By-Year Statistics _____	157-164
Yearly Team Averages _____	165
Year-By-Year Record _____	166
Year-By-Year Scores _____	167-175
Media Information _____	176-178

Tradition of Excellence

Introduction _____	179
UTEP in the NCAA Tournament _____	180-185
Miners in the NBA _____	186-187
Don Haskins _____	188

Media Guide Credits

Managing Editors: Jeff Darby, Charles Staniszewski

Editorial Assistance: Elizabeth Acosta, Angela Olivas, Brian Henry, Jon Teicher

Cover Design: Charles Staniszewski

Photography: 2004 PGA Tour, Rhonda Alexander, Bruce Berman, Christ Chavez, El Paso Convention & Visitors Bureau, *El Paso Herald-Post* archives, *El Paso Times* (Ruben Ramirez), Brian Kanof, Richard Love, NCAA Photos, Javier Vicencio, University Communications (J.R. Hernandez, Laura Trejo), and UTEP Library (Special Collections, Claudia Rivers).

Copy current as of Nov. 1, 2005. A limited quantity of media guides are available to the public for \$20 each by sending a check or money order payable to UTEP Athletic Media Relations, Brumbelow Building Room 126, 201 Baltimore, El Paso, TX 79968.



UTEP Athletics Mission Statement



The University of Texas at El Paso is committed to providing a nationally competitive athletics program as an integral component of the educational mission of the university. Athletic programs sponsored shall be in compliance with the highest recognized standards of the institution and its athletics governing bodies. Intercollegiate Athletics will operate in harmony with the university's stated mission and be committed to the intellectual, cultural, physical and social development of student-athletes. In particular, the Intercollegiate Athletics program shall serve as an educational opportunity for student-athletes and as a focal point to bring the student body, faculty and community together. Intercollegiate Athletics will actively support diversity in participation in all athletic programs and operations.

Quick Facts

Location _____ El Paso, Texas
 Founded _____ 1914
 Enrollment _____ 19,264
 President _____ Dr. Diana Natalicio
 Director of Athletics _____ Bob Stull
 Conference _____ Conference USA (C-USA)
 Nickname _____ Miners
 Colors _____ Dark Blue, Orange, Silver Accent
 Arena _____ Don Haskins Center (12,000)
 Athletic Department Phone _____ (915) 747-5347
 Athletic Department Fax _____ (915) 747-5162

Head Coach _____ Doc Sadler
 Alma Mater _____ Arkansas '82
 UTEP & Division I Record _____ 27-8 (second year)
 Assistant Coach _____ Ed Custodio
 Alma Mater _____ St. Francis College '98
 Assistant Coach _____ Randall Dickey
 Alma Mater _____ Ouachita Baptist '83
 Assistant Coach _____ James Holland
 Alma Mater _____ South Carolina Spartanburg '85
 Director of Basketball Operations _____ David Anwar
 Alma Mater _____ Fitchburg State College '98
 Basketball Phone _____ (915) 747-5323

2004-05 Record _____ 27-8
 WAC Record _____ 14-4 (2nd)
 Lettermen Returning/Lost _____ 8/5
 Starters Returning/Lost _____ 2/3*
 All-Time Record _____ 1,134-870
 NCAA Appearances _____ 16 (last in 2005)
 NCAA Titles _____ 1 (1966)
 NIT Appearances _____ 8 (last in 2001)
 WAC Titles _____ 8 (last in 2004)
 WAC Tournament Titles _____ 5 (last in 2005)

Media Relations Phone _____ (915) 747-6652
 Associate AD/Media Relations _____ Jeff Darby
 Home Phone _____ (915) 585-7445
 Cell Phone _____ (915) 204-0642
 e-mail _____ jdarby@utep.edu
 Media Relations Asst. _____ Charles Staniszewski
 Home _____ (915) 760-5660
 Cell Phone _____ (915) 204-6891
 e-mail _____ stanca@utep.edu
 Media Relations Asst. _____ Brian Henry
 Media Relations Asst. _____ Angela Olivas
 SID Fax _____ (915) 747-5444
 Press Row Phone _____ (915) 747-5154
 SID Mailing Address _____ Brumbelow Building
 Room 126
 201 Baltimore
 El Paso, TX 79902
 Athletics Website _____ www.utepathletics.com

* Senior center Will Kimble, who started 10 games in 2004-05, also returns

2005-06 Schedule



The Miners reacted after learning that they were going to face Utah in the first round of the 2005 NCAA Tournament.

Date	Day	Opponent	Location	Time
Nov. 8	Tues.	Lubbock Christian (EXB)	Don Haskins Center	7:05 p.m.
Nov. 14	Mon.	Abilene Christian (EXB)	Don Haskins Center	7:05 p.m.
Nov. 18	Fri.	Western New Mexico	Don Haskins Center	7:05 p.m.
Nov. 21	Mon.	UT Permian Basin	Don Haskins Center	7:05 p.m.
Nov. 26	Sat.	at New Mexico	Albuquerque, N.M.	2:05 p.m.
Nov. 30	Wed.	at New Mexico State	Las Cruces, N.M.	8:05 p.m.
Dec. 3	Sat.	Texas Southern	Don Haskins Center	7:05 p.m.
Dec. 11	Sun.	Louisiana Lafayette	Don Haskins Center	2:05 p.m.
Dec. 17	Sat.	New Mexico State	Don Haskins Center	7:05 p.m.
Dec. 20	Tues.	Pacific	Don Haskins Center	7:05 p.m.
Dec. 27	Tues.	Mississippi Valley State+	Don Haskins Center	7:00 p.m.
Dec. 28	Wed.	Colgate/Georgetown+	Don Haskins Center	5:30/ 7:30 p.m.
Jan. 1	Sun.	at Texas Tech	Lubbock, Texas	1:05 p.m.
Jan. 4	Wed.	at Syracuse	Syracuse, N.Y.	5:05 p.m.
Jan. 11	Wed.	at SMU*	Dallas, Texas	6:05 p.m.
Jan. 14	Sat.	East Carolina*	Don Haskins Center	7:05 p.m.
Jan. 18	Wed.	Tulane*	Don Haskins Center	7:05 p.m.
Jan. 21	Sat.	at Marshall*	Huntington, W. Va.	5:05 p.m.
Jan. 28	Sat.	SMU*	Don Haskins Center	7:05 p.m.
Feb. 1	Wed.	at Houston* (CSTV)	Houston, Texas	6:05 p.m.
Feb. 4	Sat.	at Tulsa*	Tulsa, Okla.	6:05 p.m.
Feb. 8	Wed.	UAB* (CSTV)	Don Haskins Center	8:05 p.m.
Feb. 11	Sat.	at Southern Miss*	Hattiesburg, Miss.	3 p.m.
Feb. 14	Tues.	Alabama A&M	Don Haskins Center	7:05 p.m.
Feb. 18	Sat.	Rice*	Don Haskins Center	7:05 p.m.
Feb. 22	Wed.	at Memphis* (ESPN2)	Memphis, Tenn.	8:05 p.m.
Feb. 25	Sat.	Houston* (CSTV)	Don Haskins Center	7:05 p.m.
March 1	Wed.	Tulsa*	Don Haskins Center	7:05 p.m.
March 4	Sat.	at UCF*	Orlando, Fla.	5:30 p.m.
March 8-11	Wed.-Sat.	at Conference USA Tournament	Memphis, Tenn.	TBA

* Conference USA (C-USA) game
 + State Farm Sun Bowl Basketball Tournament (El Paso, Texas)
 All home games in **BOLD** played at the Don Haskins Center

All times Mountain
 Dates and times subject to change

2005-06 Rosters

Alphabetical

No.	Name	Pos.	Ht.	Wt.	Cl.-Exp.	Hometown (High School/Previous School)
10	Miguel Ayala	G	6-6	185	SR-1L	Tepic, Mexico (Del Estado de Nayarit/Fullerton College)
23	Vernon Carr	G	6-0	195	SO-1L	Detroit, Mich. (Redford)
3	Kelvin Davis	G	6-4	200	SO-1L	Waterbury, Conn. (Sacred Heart)
0	Tremaine Fuqua	F/C	6-9	255	SR-TR	Oakland, Calif. (Skyline/Oklahoma State)
25	Josh Gutierrez	G	5-11	150	SR-2L	El Paso, Texas (Hanks)
11	Kevin Henderson	G	6-3	210	JR-TR	Minneapolis, Minn. (North/San Bernardino Valley College)
12	Stefon Jackson	G	6-3	170	FR-HS	Philadelphia, Pa. (King/Lutheran Christian Academy)
52	Will Kimble	C	6-10	230	SR-1L	San Bernardino, Calif. (Pacific/Pepperdine)
33	Riley Lambert	G	5-11	180	FR-HS	Merkel, Texas (Merkel)
4	Edgar Moreno	G	6-2	195	SR-TR	Choco, Colombia (Lon Morris College/Texas)
2	Brent Murphy	F	6-8	225	SR-2L	Pflugerville, Texas (Pflugerville/Lon Morris College)
31	Maurice Thomas	F	6-8	210	FR-HS	Philadelphia, Pa. (Olney/Lutheran Christian Academy)
40	John Tofi	F	6-8	250	SR-3L	San Francisco, Calif. (Archbishop Riordan)
1	Jason Williams	F	6-6	215	SR-2L	Marrero, La. (Higgins/Kilgore College)


Numerical

No.	Name	Pos.	Ht.	Wt.	Cl.-Exp.	Hometown (High School/Previous School)
0	Tremaine Fuqua	F/C	6-9	255	SR-TR	Oakland, Calif. (Skyline/Oklahoma State)
1	Jason Williams	F	6-6	215	SR-2L	Marrero, La. (Higgins/Kilgore College)
2	Brent Murphy	F	6-8	225	SR-2L	Pflugerville, Texas (Pflugerville/Lon Morris College)
3	Kelvin Davis	G	6-4	200	SO-1L	Waterbury, Conn. (Sacred Heart)
4	Edgar Moreno	G	6-2	195	SR-TR	Choco, Colombia (Lon Morris College/Texas)
10	Miguel Ayala	G	6-6	185	SR-1L	Tepic, Mexico (Del Estado de Nayarit/Fullerton College)
11	Kevin Henderson	G	6-3	210	JR-TR	Minneapolis, Minn. (North/San Bernardino Valley College)
12	Stefon Jackson	G	6-3	170	FR-HS	Philadelphia, Pa. (King/Lutheran Christian Academy)
23	Vernon Carr	G	6-0	195	SO-1L	Detroit, Mich. (Redford)
25	Josh Gutierrez	G	5-11	150	SR-2L	El Paso, Texas (Hanks)
31	Maurice Thomas	F	6-8	210	FR-HS	Philadelphia, Pa. (Olney/Lutheran Christian Academy)
33	Riley Lambert	G	5-11	180	FR-HS	Merkel, Texas (Merkel)
40	John Tofi	F	6-8	250	SR-3L	San Francisco, Calif. (Archbishop Riordan)
52	Will Kimble	C	6-10	230	SR-1L	San Bernardino, Calif. (Pacific/Pepperdine)

Head Coach: Doc Sadler (Arkansas '82)

Assistant Coaches: Ed Custodio (St. Francis College '98), Randall Dickey (Ouachita Baptist '83), James Holland (South Carolina Spartanburg '85)

Director of Basketball Operations: David Anwar (Fitchburg State College '98)



Senior guard Miguel Ayala

2005-06 Outlook

Over the last two years, UTEP has won 51 games.

Putting that in perspective, UTEP owns more victories than Arizona, Cincinnati, Georgia Tech, Kansas, Oklahoma, Stanford, Syracuse, Texas, Texas Tech, Wake Forest, Washington or Wisconsin during that span.

The Miners will attempt to keep the momentum going during the 2005-06 campaign. UTEP returns eight letterwinners and two starters from last year's 27-8 squad that won the Western Athletic Conference Tournament title and played in the NCAA Tournament for the second straight year.

The biggest losses from a year ago are guard **Filiberto Rivera** and forward **Omar Thomas**, who combined to average 34 points, 9.4 rebounds and 8.7 assists between them.

Returning starters are forwards **John Tofi** (6.7 ppg/6.3 rpg) and **Jason Williams** (11.5 ppg/5.7 rpg/2.9 apg). Tofi and Williams are two of the eight seniors on the roster, including a pair of Division I transfers -- forward/center **Tremaine Fuqua** (via Oklahoma State) and guard **Edgar Moreno** (via Texas).

How far UTEP goes in 2005-06 may depend on how quickly head coach **Doc Sadler** can mold an eclectic roster which includes nearly as many newcomers (six) as returnees (eight).

"We have a lot of guys who have won a bunch of basketball games and played in NCAA Tournaments," UTEP coach **Doc Sadler** said. "And we have some other guys, who we will be counting on, that will be getting their first taste of Division I basketball. I truly feel this team is capable of sustaining what's been done the last two years, but until they do it, it's just me believing."

UTEP is expected to possess greater depth -- particularly inside -- than it did a year ago. The Miners will likely be more balanced offensively than they were in 2004-05, when three players scored 59 percent of the team's points.

The Miners and their supporters will usher in a new era this season, as UTEP moves to Conference USA after 36 years in the Western Athletic Conference.

"It's a league that has always been known for exciting basketball, and getting multiple teams in the NCAA Tournament," Sadler said.

UTEP was a dominant force in the WAC, capturing eight regular-season titles and five tournament trophies. The Miners will look to keep the ball rolling in their new home. They'll benefit from continued raucous crowds in the Don Haskins Center. Over the last two years, UTEP has gone 32-3 in "The Bear's Den" while playing before average crowds of 10,000 per game.

The Frontcourt

The Miners overcame a glaring height disadvantage to enjoy success over the last two seasons. UTEP had just one player taller than 6-7 in its regular rotation during the 2003-04 campaign, and three a year ago.

With five players 6-8 or taller on the roster, size isn't expected to be a problem for the 2005-06 Miners.

The most experienced returnee inside is senior **John Tofi**, who has played in 94 games for UTEP while making 74 starts. Tofi has scored 928 points and pulled down 563 boards for the Miners.


The 6-8, 250-pound Tofi should benefit from a move to power forward -- his natural position -- after toiling at center for most of his first three years with the undersized Miners. A return to perfect health would be another boon for Tofi. He had two foot surgeries in the summer of 2004 and spent most of last season getting into playing shape. He showed signs of returning to form late in the year, including putting up 21 points in the WAC Tournament final versus Boise State.

"John will need to give us more scoring this season than he did a year ago," Sadler said. "He needs to be a leader on the offensive end of the floor."

Another player who should join the 1,000-point club this season is senior **Jason Williams**. The versatile Williams has compiled 773 points, 393 rebounds, 213 assists and 89 steals in two years at UTEP. A member of the All-WAC Defensive Team last season, Williams is often assigned to lock down the opposing team's top player.

Williams has scored in double figures 41 times in 67 games for the Miners, all starts. He is the only frontcourt player in school history to dish out 100 assists in two seasons (112 in 2003-04, 101 in 2004-05).

"Jason needs to improve his perimeter shooting, but he has a chance to be one of the top 10 players in Conference USA," Sadler said. "For this team to achieve success, Jason and John Tofi will need to have their best year."



Senior forward Jason Williams has started all 67 games for UTEP over the last two years, helping the Miners to a 51-16 record (.761) since he arrived on campus.

UTEP received some good news in May when center **Will Kimble** was granted an additional year of eligibility by the NCAA. The Miners' tallest player at 6-10, Kimble contributed 4.5 points and 3.1 rebounds per game a year ago while starting 10 games and coming off the bench for 23. He began his collegiate career at Pepperdine, playing two years for the Waves (2000-01, 2001-02). One game into his junior season (2002-03), he was diagnosed with a heart condition. Cleared by doctors to resume his career, he was a key contributor inside in his first year with the Miners.

"Will got back into the flow last season after being away from basketball for a couple of years," Sadler said. "He needs to continue to improve his lateral quickness and low-post scoring."

Senior **Brent Murphy** is an excellent three-point shooter at 6-8. He has hit over 40 percent of his attempts from beyond the arc in 42 appearances for the Miners.

"Brent brings a great work ethic and a great attitude, always putting the team first," Sadler said. "He'll have a chance to contribute more minutes as a senior."

Newcomer **Tremaine Fuqua** is expected to make an immediate impact down low. He was a top junior college prospect at Skyline College in San Bruno, Calif., averaging 13.1 points and 7.2 rebounds as a sophomore (2002-03 season). Fuqua enjoyed a brief stint at Oklahoma State before opting to finish his collegiate career at UTEP. He will have one year of eligibility with the Miners.

"Tremaine adds experience and offensive scoring at the low post position," Sadler said. "We need him to be a player who can score in double figures."

2005-06 Outlook

A rugged rebounder, **Maurice Thomas** was rated a national top-150 player as a prep and could provide help as a true freshman. He and **Stefon Jackson** -- another incoming freshman -- guided Lutheran Christian Academy in Philadelphia to a 35-3 record and No. 5 national ranking in 2004-05.

"Maurice is extremely athletic and has a great work ethic," Sadler said. "He has a chance to be an exceptional offensive and defensive rebounder. He can become a very good college player as his scoring develops."

The Backcourt

UTEP has a lot of talent in the backcourt, but not a lot of experience, with just two players (**Miguel Ayala** and **Edgar Moreno**) who have seen more than 150 minutes of action at the Division I level.

Despite playing just one season for the Miners -- primarily as a reserve -- Ayala is the team's most experienced guard. He logged 822 minutes in 2004-05 (23 per game), averaging 7.5 points and 2.1 rebounds. The native of Tepic, Mexico cashed in on 38 percent of his three-point field goal attempts, and scored in double figures 12 times.

"We'll look for Miguel to score more than he did last season," Sadler said. "I'd like to see him improve his mid-range game and become a complete offensive threat, not just a three-point shooter."

Vernon Carr played in 12 games as a true freshman, and made an emergency start in place of the injured Rivera versus IPFW. He suffered a stress fracture in his shin prior to the start of the season, hindering his development.

"Vernon will add depth at both the point and off guard positions," Sadler said. "His quickness will improve if he can stay healthy."



Senior forward **John Tofi** is 72 points away from joining UTEP's 1,000-point, 500-rebound club, a group that currently has 18 members.

Kelvin Davis tallied 43 points in 24 games as a rookie, flashing his athletic ability by ranking second on the team with five dunks. He also started a game, registering six points in 23 minutes against Oklahoma Panhandle State.

"Kelvin is as good of an athlete as we have," Sadler said. "He needs to become more consistent with his perimeter shooting. He could be as good of a defensive player as we've had in my two years at UTEP."

Moreno appeared in 33 games off the pine for Texas in 2003-04 after playing for two seasons at Lon Morris College in Jacksonville, Texas. A great shooter who can also handle the ball, he could see time at both guard slots this year. Moreno had a stellar 81-28 assist to turnover ratio with the Longhorns while hitting 55.4 percent of his shots.

"He'll bring some experience, having played at a major university before," Sadler said. "We need him to step in and pick up some of the scoring load that we lost. He has a great work ethic."

Kevin Henderson posted exceptional numbers (18.9 ppg, 6.5 rpg, 5.1 apg) last season at San Bernardino Valley College. He has been a winner at every level he has played, directing his high school team to a state championship and San Bernardino Valley College to the state title game.

"Kevin can definitely make an immediate impact at UTEP," Sadler said. "He just needs to get some experience at this level."

Jackson was a heralded prep player who averaged 19 points per game at Lutheran Christian Academy last season, earning third team All-Prep School recognition.

"Stefon really knows how to score," Sadler said. "If he improves his three-point shooting and ball-handling skills, he has a chance to be one of the better offensive players that UTEP has had in recent years."

Senior **Josh Gutierrez**, a native El Pasoan, missed most of last season with a broken foot.

"Josh brings a great work ethic to practice every day, and sets a level of intensity that does nothing but help the team as a whole," Sadler said.

Adding depth will be freshman guard **Riley Lambert**, who earned All-State honors as a senior at Merkel (Texas) High School.

"Riley comes from a winning high school program," Sadler said. "His competitive attitude and toughness will make everyone better in practice, and in time he'll be a contributor on the floor as well."

UTEP in Preseason Publications

Athlon Sports

- UTEP picked second in Conference USA

CBSSportsLine.com

- John Tofi named second team All-Conference USA

Lindy's

- UTEP picked fourth in Conference USA
- Jason Williams named second team All-Conference USA

The Sporting News

- UTEP picked fourth in Conference USA
- Jason Williams named second team All-Conference USA

Street & Smith's

- UTEP picked fourth in Conference USA

Preseason Conference USA Coaches' Poll

1.	Memphis (12 first-place votes)	144
2.	UAB	126
3.	Houston	119
4.	UTEP	111
5.	Rice	76
	UCF	76
7.	SMU	64
8.	Southern Miss	56
9.	Tulsa	49
10.	East Carolina	44
11.	Tulane	42
12.	Marshall	29

2005-06 Preseason Notes

A New Year: UTEP officially launches its 85th season of men's basketball on Nov. 18, when the Miners host Western New Mexico in the Don Haskins Center.

The Miners will be competing in the new-look Conference USA this season after spending the previous 36 years as members of the Western Athletic Conference. UTEP won eight WAC regular season titles (1970-1983-1984-1985-1986-1987-1992-2004) and five WAC tournament trophies (1984-1986-1989-1990-2005).

UTEP is beginning its third conference affiliation during the 2005-06 season. The Miners were also a part of the Border Conference from 1935-62. UTEP enjoyed independent status from 1962-69 prior to joining the WAC. Incidentally, the Miners finished first in their inaugural season in the WAC (1969-70) led by future NBA Hall of Famer **Nate Archibald**.

Returning Percentages: The Miners return 43 percent of their scoring, 58 percent of their rebounds, 38 percent of their assists, 64 percent of their blocks and 51 percent of their steals from the 2004-05 season.

UTEP has eight returning letterwinners (**Miguel Ayala, Vernon Carr, Kelvin Davis, Josh Gutierrez, Will Kimble, Brent Murphy, John Tofi, Jason Williams**) and two returning starters (Tofi and Williams).

Another NCAA Run? UTEP is seeking its third straight NCAA Tournament appearance. The Miners dropped narrow decisions to higher seeded Maryland (86-83) and Utah (60-54) in the first round of "The Big Dance" the last two years.

The Miners earned seven consecutive NCAA Tournament bids under legendary coach **Don Haskins** from 1984-90.

20-20 Vision: The Miners have won 20 games or more in back-to-back seasons for the first time since 1991-92 and 1992-93. UTEP hasn't registered three straight 20-win campaigns since reeling off seven in a row from 1983-90. The Miners' 51 victories over the last two seasons are their second-most in a two-year span; UTEP won 52 games over the course of the 1985-86 and 1986-87 seasons.

Breaking Down the Schedule: UTEP's 2005-06 slate features 18 home games including exhibitions, and as many as 12 games versus teams that advanced to postseason play last season.

Highlighting the non-conference schedule are trips to 2005 NCAA Tournament participants New Mexico (Nov. 26), Texas Tech (Jan. 1) and Syracuse (Jan. 4). The Miners and Lobos will be renewing a long-running series that has been dormant since 1999. UTEP will host 2005 NCAA squads Louisiana Lafayette (Dec. 11) and Pacific (Dec. 20) as well.

UTEP will face Houston, SMU and Tulsa two times each in league action. The Miners will meet East Carolina, Marshall, Memphis, Rice, Southern Miss, Tulane, UAB and UCF once in conference play. The Conference USA Tournament will be held March 8-11 at the 18,400-seat FedExForum in Memphis, Tenn.

Dominance in the Don: The Miners have won nearly 80 percent of their games in 28 years in the Don Haskins Center. UTEP has posted a 379-113 record (.770) since the facility opened on Feb. 3, 1977.

Over the last two years, UTEP has registered a 32-3 mark in the friendly confines of "The Don." The Miners have played before 15 sellout crowds during that span and averaged over 10,000 spectators per game (over 11,000 in conference games).

UTEP will play its 500th game in the venue on Dec. 28 at the State Farm Sun Bowl Basketball Tournament.

A Veteran Club: UTEP has eight seniors on its 2005-06 roster including transfers **Tremaine Fuqua** and **Edgar Moreno**, who are in their first and final season with the Miners. Fuqua transferred to UTEP from Oklahoma State and Moreno transferred from Texas.

Senior forwards **John Tofi** and **Jason Williams** have played in 94 and 67 games, respectively, for UTEP. Tofi has started 74 games over the last three years, while Williams has started every game over the last two seasons. The Miners have posted a 51-16 record (.761) with Williams in the starting lineup.



Senior center **Will Kimble** played in 33 games last season, scoring in double figures on four occasions.

Tofi is 72 points shy of becoming the 28th Miner to score 1,000 points. He ranks eighth on the UTEP career charts in blocked shots (82), and ninth in field goal percentage (.516). Tofi can etch his name onto UTEP's top-10 rebounding list by pulling down 70 boards this season.

Williams is 227 points away from joining the 1,000-point club. With 35 assists and 12 steals in 2005-06, he will tie for 10th place on both career charts.

Speaking of Milestones: The 2005-06 season marks the 40th anniversary of the 1965-66 national champion Miners.

On March 19, 1966, UTEP -- then known as Texas Western College -- stunned heavily favored Kentucky, 72-65, to claim the crown in College Park, Md. On that day, Texas Western's **Don Haskins** made history by becoming the first coach to start five black players in the title game. Kentucky had an all-white starting lineup.



The 1965-66 Miners are the subject of a major motion picture, *Glory Road*, which is scheduled to be released on Jan. 13, 2006. The Walt Disney picture stars Josh Lucas as Haskins, Derek Luke as Miner standout Bobby Joe Hill and Academy Award-winner John Voight as Kentucky coach Adolph Rupp.

Miners on National TV: Four UTEP games have been picked up for national telecast during the 2005-06 season.

ESPN2 will carry the Miners' game at preseason league favorite Memphis (Feb. 22). CSTV will air matchups with Houston (Feb. 1 and Feb. 25) and UAB (Feb. 8). CSTV and CBS have coverage of the Conference USA Tournament.

Radio/TV Roster



0 Tremaine Fuqua
F/C, 6-9, 255, SR-TR
Oakland, Calif.
(Skyline/Oklahoma State)



1 Jason Williams
F, 6-6, 215, SR-2L
Marrero, La.
(Higgins/Kilgore College)



2 Brent Murphy
F, 6-8, 225, SR-2L
Pflugerville, Texas
(Pflugerville/Lon Morris College)



3 Kelvin Davis
G, 6-4, 200, SO-1L
Waterbury, Conn.
(Sacred Heart)




4 Edgar Moreno
G, 6-2, 195, SR-TR
Choco, Colombia
(Lon Morris College/Texas)



10 Miguel Ayala
G, 6-6, 185, SR-1L
Tepic, Mexico
(Del Estado de Nayarit/Fullerton College)



11 Kevin Henderson
G, 6-3, 210, JR-TR
Minneapolis, Minn.
(North/San Bernardino Valley College)



12 Stefon Jackson
G, 6-3, 170, FR-HS
Philadelphia, Pa.
(King/Lutheran Christian Academy)



23 Vernon Carr
G, 6-0, 195, SO-1L
Detroit, Mich.
(Redford)



25 Josh Gutierrez
G, 5-11, 150, SR-2L
El Paso, Texas
(Hanks)



31 Maurice Thomas
F, 6-8, 210, FR-HS
Philadelphia, Pa.
(Olney/Lutheran Christian Academy)



33 Riley Lambert
G, 5-11, 180, FR-HS
Merkel, Texas
(Merkel)



40 John Tofi
F, 6-8, 250, SR-3L
San Francisco, Calif.
(Archbishop Riordan)



52 Will Kimble
C, 6-10, 230, SR-1L
San Bernardino, Calif.
(Pacific/Pepperdine)



Doc Sadler
Head Coach
Arkansas '82
Second Season at UTEP

2005-06 Miners



#10

MIGUEL AYALA


Senior - Guard - 6'6" - 185
Tepic, Mexico (Del Estado de Nayarit/Fullerton College)

SUMMER 2005: Averaged 16.3 points, 5.3 rebounds, 2.7 assists and 1.7 steals in three games on the Canary Islands ... shot 57 percent from the field and 54 percent from three-point range ... scored in double figures in all three games, including 23 points (six trifectas) versus UD Vecindario.

JUNIOR (2004-05): Member of the All-WAC Newcomer team ... ranked ninth in the WAC with 1.8 three-point field goals made per game ... shot 38.2 percent (63-for-165) from beyond the arc ... led the team with 63 three-pointers made, which ranks sixth in the school's single-season record books ... his 165 three-point attempts also rank sixth in single-season annals ... 75.9 percent (63 of 82) of his field goals made were three-pointers ... hit a three-pointer in 28 of 35 games, including three or more in 10 games ... played in all 35 games, making eight starts ... shot 40.4 percent from the floor ... shot 90 percent (36-for-40) from the charity stripe ... scored in double figures in 12 games, including a season-high 20 points in 23 minutes versus Rice on Jan. 6 ... had season-highs for field goals (seven) and three-point field goals (six) in that game as well ... 10 points (3-for-7 FGs, 2-for-3 3FGs) in the quarterfinals of the WAC Tournament versus Hawaii ... 10 points (3-for-8 FGs, 3-for-6 3FGs, 3-for-4 FTs) at San Jose State ... 10 points and six rebounds at Tulsa ... 10 points, five rebounds and two assists at Louisiana Tech ... 11 points (4-for-9 FGs, 3-for-8 3FGs) at SMU ... 14 points (4-for-8 FGs, 3-for-7 3FGs, 3-for-3 FTs) and four rebounds versus San Jose State ... 11 points (3-for-7 3FGs, 2-for-3 FTs) versus Hawaii ... 14 points (5-for-7 FGs, 4-for-5 3FGs) at Boise State ... five points and a steal against Princeton ... 12 points, including four three-pointers, and eight rebounds along with three steals versus Texas Tech ... made his first UTEP start against IPFW ... had six points (two threes) and a season-high five assists in the contest ... saw 25 minutes of action versus Jackson State, finishing with four points, four assists and two rebounds ... canned three of three three-pointers in the opener against Delaware State ... finished with 11 points in nine minutes ... did not play in either of the team's exhibition games due to injury.

PRIOR TO UTEP: Played at Fullerton College during the 2003-04 season, where he averaged 14 points and 6.7 rebounds ... shot 42 percent from three-point range and 87 percent from the line ... earned All-League honors and was named to the Orange County Classic All-Tournament Team ... spent the 2002-03 campaign at Riverside Community College ... averaged 10.8 points and 5.4 rebounds for a 28-9 team at Riverside ... shot 42.4 percent from three-point distance and 91.5 percent from the charity stripe ... made 49 percent of his three-pointers in conference games only ... coached by Dieter Horton at Fullerton College, and Bob Russo at Riverside Community College ... practiced with the Mexican National Team for two years ... coached by his father, Antonio, at Del Estado de Nayarit High School ... averaged 15 points and six rebounds as a prep senior ... also played soccer in high school.

PERSONAL: Full name is Miguel Angel Ayala Jaime ... parents are Antonio Ayala and Arcelia Jaime ... brothers Alberto and Antonio Jr. play professional basketball in Mexico ... also has a sister ... hobbies include fishing, watching television and spending time with his family ... born 9/29/82 (Tepic, Mexico) ... communication major.



Personal Bests

Field Goals	7, vs. Rice (1-6-05)
Field Goal Attempts	11, two times, last at Louisiana Tech (1-29-05)
Three-Point Field Goals	6, vs. Rice (1-6-05)
Three-Point Field Goal Attempts	11, at Louisiana Tech (1-29-05)
Free Throws	4, two times, last at Louisiana Tech (1-29-05)
Free Throw Attempts	5, at Louisiana Tech (1-29-05)
Rebounds	8, vs. Texas Tech (12-4-04)
Assists	5, vs. IPFW (11-30-04)
Blocks	1, several times, last vs. Utah (3-17-05)
Steals	3, vs. Texas Tech (12-4-04)
Points	20, vs. Rice (1-6-05)
Minutes	33, two times, last at San Jose State (2-16-05)

Career Statistics

YEAR	G-GS	FG-FGA	PCT	3P-3PA	PCT	FT-FTA	PCT	REB	AVG	PF-D	A	TO	BS	ST	TP	AVG	MIN
2004-05	35-8	82-203	40.4	63-165	38.2	36-40	90.0	74	2.1	75-1	47	31	8	27	263	7.5	23.5
TOTALS	35-8	82-203	40.4	63-165	38.2	36-40	90.0	74	2.1	75-1	47	31	8	27	263	7.5	23.5

2005-06 Miners

2004-05 Game-By-Game

Opponent	FG	Pct	3FG	Pct	FT	Pct	O-D-R	PF	A	TO	B	S	PTS	MIN
N. 21 Delaware State _j	3-3	100.0	3-3	100.0	2-2	100.0	0-1-1	1	3	0	0	1	11	9
N. 23 Jackson State _j	1-4	25.0	1-4	25.0	1-2	50.0	0-2-2	3	4	1	0	0	4	25
N. 26 vs. Arizona State _j	0-3	00.0	0-3	00.0	0-0	00.0	0-3-3	3	1	0	0	1	0	24
N. 27 vs. Southern Illinois _j	0-4	00.0	0-2	00.0	0-0	00.0	1-1-2	1	0	2	0	1	0	27
N. 30 IPFW	*2-4	50.0	2-4	50.0	0-0	00.0	0-0-0	1	5	1	0	1	6	21
D. 4 Texas Tech	*4-11	36.4	4-10	40.0	0-0	00.0	0-8-8	3	1	1	0	3	12	31
D. 12 Okla. Panhandle State	2-5	40.0	2-5	40.0	0-0	00.0	0-0-0	3	2	0	0	1	6	18
D. 15 at New Mexico State	2-4	50.0	2-5	50.0	0-0	00.0	0-0-0	3	0	0	1	0	6	11
D. 18 New Mexico State	2-5	40.0	1-4	25.0	4-4	100.0	0-2-2	2	0	1	1	0	9	22
D. 21 Occidental College	1-8	12.5	1-8	12.5	0-0	00.0	0-2-2	1	2	1	0	0	3	21
D. 27 Alabama State _v	*1-1	100.0	0-0	00.0	1-1	100.0	0-3-3	4	2	3	0	2	3	19
D. 28 Princeton _v	1-1	100.0	0-0	00.0	3-4	75.0	0-0-0	0	0	1	0	1	5	13
J. 1 at Boise State*	5-7	71.4	4-5	80.0	0-0	00.0	0-1-1	3	1	0	0	2	14	21
J. 6 Rice*	7-10	70.0	6-8	75.0	0-0	00.0	0-3-3	3	2	0	0	1	20	23
J. 8 Tulsa*	3-4	75.0	3-4	75.0	0-0	00.0	0-2-2	2	1	2	0	2	9	24
J. 13 at Nevada*	2-7	28.6	1-6	16.7	2-2	100.0	0-3-3	3	2	2	1	0	7	33
J. 15 at Fresno State*	3-6	50.0	2-5	40.0	0-0	00.0	0-0-0	0	1	2	0	0	8	29
J. 20 Hawaii*	3-7	42.9	3-7	42.9	2-3	66.7	0-2-2	3	1	0	0	1	11	23
J. 22 San Jose State*	4-8	50.0	3-7	42.9	3-3	100.0	0-4-4	1	0	0	1	1	14	27
J. 27 at SMU*	4-9	44.4	3-8	37.5	0-0	00.0	1-0-1	2	0	0	0	1	11	31
J. 29 at Louisiana Tech*	2-11	18.2	2-11	18.2	4-5	80.0	0-5-5	1	2	3	1	0	10	29
F. 3 at Tulsa*	3-7	42.9	2-4	50.0	2-2	100.0	1-5-6	5	0	1	0	1	10	30
F. 5 at Rice*	*3-9	33.3	1-6	16.7	0-0	00.0	0-3-3	3	2	0	0	0	7	29
F. 10 Fresno State*	*2-4	50.0	1-3	33.3	2-2	100.0	0-2-2	3	0	1	0	0	7	17
F. 12 Nevada*	*1-5	20.0	0-4	00.0	3-3	100.0	0-0-0	2	1	1	1	1	5	31
F. 16 at San Jose State*	*3-8	37.5	3-6	50.0	3-3	100.0	1-1-2	2	0	0	0	2	12	33
F. 19 at Pacific _a	*1-5	20.0	1-5	20.0	0-0	00.0	0-0-0	3	2	1	0	0	3	22
F. 21 at Hawaii _j	2-5	40.0	1-2	50.0	0-0	00.0	0-2-2	1	1	1	1	0	5	18
F. 25 Louisiana Tech _v	6-9	66.7	5-7	71.4	0-0	00.0	1-3-4	1	0	1	0	0	17	24
F. 27 SMU _v	2-6	33.3	1-5	20.0	2-2	100.0	1-3-4	2	1	1	0	0	7	25
M. 5 Boise State*	1-5	20.0	1-5	20.0	0-0	00.0	0-1-1	0	2	1	0	0	3	25
M. 10 vs. Hawaii _j	3-7	42.9	2-3	66.7	2-2	100.0	0-2-2	2	2	2	0	1	10	25
M. 11 vs. Rice _j	2-5	40.0	2-4	50.0	0-0	00.0	0-0-0	2	1	0	0	1	6	17
M. 12 vs. Boise State _j	1-3	33.3	0-1	00.0	0-0	00.0	0-3-3	4	1	1	0	1	2	20
M. 17 vs. Utah _#	0-3	00.0	0-2	00.0	0-0	00.0	0-1-1	2	4	0	1	1	0	25

* denotes starter

v WAC game

j Las Vegas Holiday Invitational

v State Farm Sun Bowl Basketball Tournament (El Paso, Texas)

a Bracket Buster game

j WAC Tournament (Reno, Nev.)

NCAA Tournament (Tucson, Ariz.)

Getting to Know Miguel Ayala

The players on the team who I am closest to are ... _____ Edgar Moreno and Brent Murphy

The word that best describes coach Sadler is ... _____ Hard worker

If I won a million dollars today, the first thing I would buy is _____ A new car

The teammate who would win the million dollars on "Survivor" is _____ Edgar Moreno

The teammate who would be voted off the island first is _____ Jason Williams

My role model growing up was _____ My dad

My favorite NBA team is _____ The Heat

An interesting fact that few people know about me is _____ I quit playing soccer at age 13

The people who are most responsible for who I am today are _____ My parents

Ten years from now, I hope to be _____ A businessman

My favorite movie is _____ American Pie

My favorite musical artist or group is _____ Nelly

My favorite food is _____ Shrimp

The thing I like best about UTEP is _____ The people

Sport I would play if I didn't play basketball _____ Soccer

If a movie was made about my life, I would be played by _____ My brother

The player on this year's team who will surprise a lot of people is _____ Edgar Moreno

The person I'd most like to switch places with is _____ Vicente Fox (president of Mexico)

If I chose a profession outside of basketball, it would be _____ Artist

The word that describes me is _____ Friendly


If I had to give up all of my possessions but one, I would keep _____ A TV

If I could bring anything from my hometown to El Paso, it would be _____ The beach

The funniest player on the team is _____ Tremaine Fuqua

If I could add one team to the schedule, it would be _____ Duke

A friend from another college basketball team is _____ Mohamed Camara (San Diego State)



2005-06 Miners



#0

TREMAINE FUQUA


Senior - Forward/Center - 6'9" - 255
Oakland, Calif. (Skyline/Oklahoma State)

AT UTEP: Sat out the 2004-05 season per NCAA rules after transferring from Oklahoma State.

SUMMER 2005: Averaged 9.7 points and 8.3 rebounds on UTEP's three-game tour of the Canary Islands ... also tallied five steals and four blocked shots on the trip ... netted 17 points in the opener versus Telde ... pulled down 11 rebounds against UD Vecindario.

PRIOR TO UTEP: played in two games for Oklahoma State during the 2003-04 campaign (versus Texas A&M-Corpus Christi, at Texas Tech) ... collected two points, five rebounds and a steal in 18 minutes of court time for OSU ... pulled down four boards against TAMUCC ... spent the 2001-02 and 2002-03 seasons at Skyline College in San Bruno, Calif ... averaged 13.1 points, 7.2 boards, 3.3 assists and 2.4 blocks as a sophomore ... rated the nation's fourth-best junior college post player by analyst Tony Mejia, and the eighth-best juco prospect overall ... selected a top-five juco center by *The Sporting News* and a top-five juco player by the *Littlefield Report* ... put together 21 double-figure scoring games, eight double-digit rebounding performances and six double-doubles as a sophomore ... tallied a career-high 31 points versus City College of San Francisco, one of six 20-point performances on the year ... snared a career-best 16 rebounds twice (against Hartnell College and West Hills Community College) ... registered seven assists on three occasions ... averaged 12.5 points, 7.4 rebounds and 2.2 blocks as a freshman, helping Skyline to the semifinals of the California Community College championships ... scored 28 points versus top-ranked City College of San Francisco, handing the Rams their first loss of the season ... posted 18 points and 15 rebounds against Sierra College ... added five assists versus West Hills Community College ... had 25 double-figure scoring games as a freshman with four 20-point games and five double-figure rebounding outings ... played his prep ball at Skyline High School in Oakland, Calif ... also played for the Nike High Five America team during the summer of 2000, and was chosen Most Valuable Player at the NAYS Summer Regional in 2001.

PERSONAL: Born 9/14/82 ... mother is Sarah Fuqua ... has one brother, Treyvion ... sociology major.



Senior Tremaine Fuqua is pictured in front of the Larry K. Durham Sports Center.

Getting to Know Tremaine Fuqua

- If I won a million dollars today, the first thing I would buy is _____ A house
 My role model growing up was _____ Chris Webber
 My favorite NBA team is _____ The Warriors
 An interesting fact that few people know about me is _____ I love to party
 The person who is most responsible for who I am today is _____ My mother
 Ten years from now, I hope to be _____ Rich
 My favorite movie is _____ Anything with Martin Lawrence
 My favorite musical artist or group is _____ Yukmouth
 My favorite food is _____ Fried chicken
 Sport I would play if I didn't play basketball _____ Baseball
 My pregame superstition or ritual is _____ Listening to music
 If a movie was made about my life, I would be played by _____ Denzel Washington
 The person I'd most like to switch places with is _____ Jay-Z
 If I chose a profession outside of basketball, it would be _____ Restaurant owner
 If I had to give up all of my possessions but one, I would keep _____ My iPod
 If I could bring anything from my hometown to El Paso, it would be _____ The people
 The funniest player on the team is _____ Me
 If I could add one team to the schedule, it would be _____ Oklahoma State
 A friend from another college basketball team is _____ Marcus Dove and David Monds
 (Oklahoma State)

2005-06 Miners



#25 JOSH GUTIERREZ

Senior - Guard - 5'11" - 150
El Paso, Texas (Hanks)

JUNIOR (2004-05): Played in six home games ... missed the second half of the season with a broken foot ... collected four minutes and two points versus Tulsa ... saw two minutes of action against Delaware State and Occidental College, and one versus Jackson State and Oklahoma Panhandle State ... scored two points versus OPSU ... played two minutes in an exhibition game against New Mexico Highlands.

SOPHOMORE (2003-04): Played in 10 games, totaling four points and a rebound in 20 minutes of action ... made 1-of-3 field goal attempts and 2-of-4 free throw attempts ... logged his season-high four minutes on two occasions (versus Sul Ross State, versus Rice) ... collected two points in a pair of contests (versus UT-Permian Basin, versus Mississippi Valley State) ... pulled down a rebound against SMU ... all 10 of his appearances came in the Don Haskins Center.

PRIOR TO UTEP: First team All-District 2-5A player as a senior at J.M. Hanks High School ... played in the Senior Showcase All-Star Game in El Paso ... averaged 12 points and two steals his senior year ... shot 47 percent from three-point range and 78 percent from the charity stripe ... prep bests were 25 points and eight assists ... high school coach was Bob Haack ... honor roll student who had a 3.6 grade point average as a prep.

PERSONAL: Full name is Joshua Abraham Gutierrez ... he is left-handed ... parents are Leo and Bea Gutierrez ... has one brother (Jonathan) ... father graduated from UTEP ... born 3/11/84 (El Paso, Texas) ... kinesiology major with a minor in education.



Getting to Know Josh Gutierrez

The player on the team who I am closest to is _____ Miguel Ayala
 The word that best describes coach Sadler is _____ Hard worker
 If I won a million dollars today, the first thing I would buy is _____ A house
 The teammate who would win the million dollars on "Survivor" is _____ Edgar Moreno
 The teammate who would be voted off the island first is _____ Jason Williams
 My role model growing up was _____ Michael Jordan
 My favorite NBA team is _____ The Bulls
 An interesting fact that few people know about me is _____ I'm engaged
 The people who are most responsible for who I am today are _____ My mom and dad
 Ten years from now, I hope to be _____ A head basketball coach
 My favorite movie is _____ Friday
 My favorite musical artist or group is _____ 2Pac
 My favorite food is _____ Spaghetti
 The thing I like best about UTEP is _____ The fan support
 Sport I would play if I didn't play basketball _____ Golf
 My pregame superstition or ritual is _____ Be the first one on the court, and wear my wrist band on my forearm
 If a movie was made about my life, I would be played by _____ Brad Pitt
 The player on this year's team who will surprise a lot of people is _____ Maurice Thomas
 If I chose a profession outside of basketball, it would be _____ Manager
 The word that describes me is _____ Determined
 If I had to give up all of my possessions but one, I would keep _____ My championship ring
 The funniest player on the team is _____ Kelvin Davis
 If I could add one team to the schedule, it would be _____ Cincinnati
 A friend from another college basketball team is _____ Giovanni St. Amant (Master's College)

Career Statistics

YEAR	G-GS	FG-FGA	PCT	3P-3PA	PCT	FT-FTA	PCT	REB	AVG	PF-D	A	TO	BS	ST	TP	AVG	MIN
2003-04	10-0	1-3	33.3	0-1	00.0	2-4	50.0	1	0.1	3-0	0	3	0	0	4	0.4	2.0
2004-05	6-0	2-7	28.6	0-1	00.0	0-1	00.0	1	0.2	2-0	0	2	0	2	4	0.7	1.8
TOTALS	16-0	3-10	30.0	0-2	00.0	2-5	40.0	2	0.1	5-0	0	5	0	2	8	0.5	1.9

2005-06 Miners



#52

WILL KIMBLE

Senior - Center - 6'10" - 230
San Bernardino, Calif. (Pacific/Pepperdine)

SUMMER 2005: Averaged 8.0 points and 9.0 boards on UTEP's trip to the Canary Islands ... shot 82 percent from the floor, connecting on nine of his 11 field goal attempts ... also blocked three shots in three games ... scored 11 of his 15 points in the second half against Gran Canaria ... also pulled down 13 rebounds in the game.

JUNIOR (2004-05): Saw action in 33 games, posting career highs for minutes (511), field goals made (55), field goal attempts (101), rebounds (103), steals (13) and points (149) ... averaged 4.5 points and 3.1 rebounds ... shot 54.5 percent from the floor and 67.2 percent from the charity stripe ... scored in double figures four times ... led UTEP in blocks eight times and rebounds four times ... made 10 starts ... five rebounds versus Rice in the semifinals of the WAC Tournament ... seven points (3-for-4 FGs, 1-for-2 FTs) and five rebounds against Boise State ... 13 points in 13 minutes versus Tulsa ... season-high 14 points (4-for-8 FGs, 6-for-8 FTs) and four rebounds against Rice after missing the previous two games with a foot injury ... seven boards against Alabama State ... nine rebounds against Occidental College ... four rebounds and three points versus New Mexico State ... 12 points (5-for-8 FGs, 2-for-3 FTs) and seven rebounds at NMSU ... named to the All-Tournament team at the Las Vegas Holiday Invitational after averaging 6.0 points and 6.0 rebounds in games versus Arizona State and Southern Illinois ... had a solid eight points and seven rebounds, along with three blocks, against Jackson State ... returned to the court after nearly a two-year absence, scoring 13 points and grabbing two boards against Delaware State ... started both exhibition games at center ... scored 13 points, recorded three blocks, 10 rebounds and shot 71.4 percent (5-for-7) from the floor in the exhibitions ... had seven points and six rebounds over 24 minutes against Monterrey Tech.

PRIOR TO UTEP: Played for two years at Pepperdine University (2000-01, 2001-02) ... helped Pepperdine to an NCAA Tournament bid in 2002 and NIT appearance in 2001 ... shot 55.5 percent at Pepperdine, including 57.7 percent as a freshman ... scored his career-high 19 points versus Point Loma as a sophomore, while tying his personal best with seven rebounds ... scored in double figures in four games as a sophomore, including 10 points against Portland in the first round of the West Coast Conference Tournament and 11 points versus St. Mary's in the semifinal round ... originally established his career-high of seven rebounds at UNLV as a freshman ... attended Pacific High School in San Bernardino, Calif ... first team All-San Andreas League honoree after averaging 15.7 points, 12.6 rebounds and 4.0 blocks as a prep senior ... second team All-CIF Southern Section choice in 2000 ... named the third-best prep center in the West by *SoCal Hoops* ... third team All-San Bernardino County selection by the *Riverside Press-Enterprise* ... high school coach was Scott Smith ... attended the National Student Leadership Conference in Washington, D.C.

PERSONAL: Full name is William Allen Kimble ... parents are Bill Kimble and Irene Donley-Kimble ... has one brother (Malik Martin) and one sister (Taliva Martin) ... born 7/22/82 (Fontana, Calif.) ... graduate student who is pursuing his master's degree in teacher education.



Personal Bests

Field Goals	6, vs. Delaware State (11-21-04)
Field Goal Attempts	8, three times, last vs. Rice (1-6-05)
Three-Point Field Goals	N/A
Three-Point Field Goal Attempts	N/A
Free Throws	6, two times, last vs. Rice (1-6-05)
Free Throw Attempts	10, vs. Jackson State (11-23-04)
Rebounds	9, vs. Occidental College (12-21-04)
Assists	1, five times, last vs. Fresno State (1-15-05)
Blocks	3, two times, last vs. Texas Tech (12-4-04)
Steals	3, vs. Delaware State (11-21-04)
Points	14, vs. Rice (1-6-05)
Minutes	27, vs. Arizona State (11-26-04)

Career Statistics

YEAR	G-GS	FG-FGA	PCT	3P-3PA	PCT	FT-FTA	PCT	REB	AVG	PF-D	A	TO	BS	ST	TP	AVG	MIN
2000-01 (Pepperdine)	23-9	15-26	57.7	0-0	00.0	12-24	50.0	46	2.0	52-4	1	12	8	4	42	1.8	9.3
2001-02 (Pepperdine)	26-0	46-84	54.8	0-0	00.0	49-73	67.1	95	3.7	63-0	4	18	22	10	141	5.4	15.7
2002-03 (Pepperdine)	1-1	1-3	33.3	0-0	00.0	0-0	00.0	6	6.0	5-1	1	2	2	0	2	2.0	20.0
2004-05	33-10	55-101	54.5	0-0	00.0	39-58	67.2	103	3.1	82-1	5	35	17	13	149	4.5	15.5
TOTALS	83-20	117-214	54.7	0-0	00.0	100-155	64.5	250	3.0	202-6	11	67	49	27	334	4.0	13.9

2005-06 Miners

2004-05 Game-By-Game

Opponent	FG	Pct	3FG	Pct	FT	Pct	O-D-R	PF	A	TO	B	S	PTS	MIN
N. 21 Delaware State _j	*6-7	85.7	0-0	00.0	1-1	100.0	0-2-2	4	1	2	0	3	13	22
N. 23 Jackson State _j	*1-1	100.0	0-0	00.0	6-10	60.0	2-5-7	4	1	3	3	2	8	21
N. 26 vs. Arizona State _j	*3-3	100.0	0-0	00.0	2-2	100.0	3-2-5	4	0	3	0	0	8	27
N. 27 vs. Southern Illinois _j	*1-1	100.0	0-0	00.0	2-2	100.0	0-7-7	2	0	0	0	0	4	26
N. 30 IPFW	*3-8	37.5	0-0	00.0	2-3	66.7	2-1-3	4	1	3	1	1	8	24
D. 4 Texas Tech	*4-7	57.1	0-0	00.0	0-0	00.0	3-1-4	3	0	1	3	0	8	22
D. 12 Okla. Panhandle State	1-2	50.0	0-0	00.0	3-4	75.0	1-4-5	2	0	0	1	0	5	18
D. 15 at New Mexico State	*5-8	62.5	0-0	00.0	2-3	66.7	2-5-7	3	0	1	0	0	12	23
D. 18 New Mexico State	*1-2	50.0	0-0	00.0	1-2	50.0	1-3-4	2	0	2	1	0	3	18
D. 21 Occidental College	*2-4	50.0	0-0	00.0	0-0	00.0	5-4-9	3	0	1	0	0	4	19
D. 27 Alabama State _v	*2-3	66.7	0-0	00.0	0-0	00.0	5-2-7	1	0	5	0	1	4	17
D. 28 Princeton _v	Did Not Play (Foot Injury)													
J. 1 at Boise State _*	Did Not Play (Foot Injury)													
J. 6 Rice _*	4-8	50.0	0-0	00.0	6-8	75.0	3-1-4	1	1	1	0	0	14	15
J. 8 Tulsa _*	5-6	83.3	0-0	00.0	3-3	100.0	0-2-2	3	0	2	1	0	13	13
J. 13 at Nevada _*	1-1	100.0	0-0	00.0	0-0	00.0	0-0-0	5	0	0	1	0	2	13
J. 15 at Fresno State _*	0-2	00.0	0-0	00.0	0-0	00.0	0-1-1	3	1	1	0	0	0	9
J. 20 Hawaii _i	3-7	42.9	0-0	00.0	3-4	75.0	2-1-3	1	0	1	0	0	9	18
J. 22 San Jose State _*	3-5	60.0	0-0	00.0	2-2	100.0	1-3-4	2	0	0	2	1	8	23
J. 27 at SMU _*	0-2	00.0	0-0	00.0	1-2	50.0	1-1-2	4	0	1	1	0	1	21
J. 29 at Louisiana Tech _*	1-4	25.0	0-0	00.0	0-0	00.0	0-2-2	4	0	2	0	0	2	19
F. 3 at Tulsa _*	0-0	00.0	0-0	00.0	0-0	00.0	0-2-2	4	0	0	1	0	0	14
F. 5 at Rice _*	0-1	00.0	0-0	00.0	0-0	00.0	0-0-0	1	0	1	0	0	0	3
F. 10 Fresno State _*	1-1	100.0	0-0	00.0	0-0	00.0	1-2-3	2	0	0	0	2	2	13
F. 12 Nevada _*	0-3	00.0	0-0	00.0	0-0	00.0	0-1-1	0	0	0	0	0	0	9
F. 16 at San Jose State _*	0-0	00.0	0-0	00.0	0-1	00.0	0-0-0	2	0	1	0	0	0	6
F. 19 at Pacific _a	0-1	00.0	0-0	00.0	0-0	00.0	0-0-0	0	0	0	0	0	0	4
F. 21 at Hawaii _i	0-1	00.0	0-0	00.0	0-0	00.0	1-0-1	0	0	0	0	0	0	2
F. 25 Louisiana Tech _*	2-2	100.0	0-0	00.0	2-2	100.0	1-1-2	2	0	1	1	1	6	11
F. 27 SMU _*	0-1	00.0	0-0	00.0	1-2	50.0	0-1-1	4	0	0	1	0	4	12
M. 5 Boise State _*	3-4	75.0	0-0	00.0	1-2	50.0	3-2-5	1	0	0	0	0	7	14
M. 10 vs. Hawaii _i %	1-2	50.0	0-0	00.0	0-1	00.0	0-4-4	3	0	3	0	1	2	15
M. 11 vs. Rice _%	0-2	00.0	0-0	00.0	1-4	25.0	2-3-5	3	0	0	0	1	1	21
M. 12 vs. Boise State _%	0-0	00.0	0-0	00.0	0-0	00.0	0-0-0	2	0	0	0	0	0	2
M. 17 vs. Utah _#	2-2	100.0	0-0	00.0	0-0	00.0	0-1-1	3	0	0	0	0	4	17

* denotes starter

_{*} WAC game

_j Las Vegas Holiday Invitational

_v State Farm Sun Bowl Basketball Tournament (El Paso, Texas)

_a Bracket Buster game

_% WAC Tournament (Reno, Nev.)

_# NCAA Tournament (Tucson, Ariz.)

Getting to Know Will Kimble

The player on the team who I am closest to is _____ John Tofi

The word that best describes coach Sadler is _____ Competitive

If I won a million dollars today, the first thing I would buy is _____ Presents for my loved ones

The teammate who would win the million dollars on "Survivor" is _____ Edgar Moreno

The teammate who would be voted off the island first is _____ Kelvin Davis

My role model growing up was _____ Malik Martin (my brother)

My favorite NBA team is _____ The Lakers

An interesting fact that few people know about me is _____ I like to fish and caught an 80-lb. tuna

The people who are most responsible for who I am today are _____ My mother and father

Ten years from now, I hope to be _____ A provider for my family

My favorite movie is _____ *Coming to America*

My favorite musical artist or group is _____ Jay-Z

My favorite food is _____ Thanksgiving food

The thing I like best about UTEP is _____ The fans and community

Sport I would play if I didn't play basketball _____ Football

My pregame superstition or ritual is _____ Praying before I step on the court

If a movie was made about my life, I would be played by _____ Denzel Washington

The player on this year's team who will surprise a lot of people is _____ Stefon Jackson

The person I'd most like to switch places with is _____ Jay-Z

If I chose a profession outside of basketball, it would be _____ Entertainer

The word that describes me is _____ Loyal

If I had to give up all of my possessions but one, I would keep _____ My iPod

If I could bring anything from my hometown to El Paso, it would be _____ My barber


The funniest player on the team is _____ Vernon Carr

If I could add one team to the schedule, it would be _____ Pepperdine

A friend from another college basketball team is _____ Marvin Lea (Pepperdine)



2005-06 Miners



#4

EDGAR MORENO


Senior - Guard - 6'2" - 195
Choco, Colombia (Lon Morris College/Texas)

AT UTEP: Sat out the 2004-05 campaign per NCAA rules after transferring from Texas.

SUMMER 2005: Tied for the team scoring lead (17.0 ppg) on UTEP's three-game foreign tour ... also paced the team with 18 assists and ranked second with seven steals ... shot 56 percent from the floor and 78 percent from the charity stripe.

PRIOR TO UTEP: Played for one season at Texas (2003-04) ... appeared in 33 games off the bench for the Longhorns ... averaged 2.9 points, 1.2 rebounds and 2.5 assists while shooting a team-leading 55.4 percent (41-for-74) from the field and 50 percent (12-for-24) from the line ... had an 81-28 assist to turnover ratio while averaging 12.2 minutes per outing ... received the team's Hustlin' Horns award, presented for special contributions during practice and workouts ... scored in double figures on three occasions, collecting his season-high 11 points twice (versus Sam Houston State and UT-Arlington) ... dished out a season-best 10 assists (with no turnovers) against Sam Houston State ... contributed 10 points (3-for-4 FGs, 4-for-4 FTs) in a home victory over fourth-ranked Wake Forest ... was on the floor for 20 minutes or more in five games ... came to Texas after playing for two seasons (2001-02, 2002-03) as the starting point guard at Lon Morris College in Jacksonville, Texas ... averaged 14 points and eight assists for a 23-9 squad as a sophomore, earning second team all-region accolades ... freshman averages were 14 points and six assists as part of a 29-7 team ... attended Gimnasio in Quibdo, Choco, Colombia ... the high school system in Colombia does not sponsor athletic programs ... started playing for his state team (Choco) when he was 13 years old ... began playing for the Colombian National age-group teams when he was 15 ... played for the Colombian under-17, under-18 and under-20 national teams ... played one year for the Colombian Senior National Team.

PERSONAL: Full name is Edgar Alonso Moreno Asprilla ... parents are Franklin Moreno and Amada Asprilla ... his sister, Amada, is a women's basketball manager at UTEP ... his other sister, Yasira, is an architect ... born 8/30/81 (Quibdo, Choco, Colombia) ... sociology major.



Senior Edgar Moreno is pictured in front of the Don Haskins Center.

Getting to Know Edgar Moreno

- The player on the team who I am closest to is ... Miguel Ayala
- The word that best describes coach Sadler is ... Respect
- The teammate who would win the million dollars on "Survivor" is ... Jason Williams
- The teammate who would be voted off the island first is ... Tremaine Fuqua
- My role model growing up was ... Michael Jordan
- My favorite NBA team is ... The Heat
- An interesting fact that few people know about me is ... I am shy
- The person who is most responsible for who I am today is ... My mom
- Ten years from now, I hope to be ... Rich
- My favorite movie is ... *Braveheart*
- My favorite musical artist or group is ... Marc Anthony
- My favorite food is ... Platano con Queso
- The thing I like best about UTEP is ... Opportunity
- Sport I would play if I didn't play basketball ... Soccer
- My pregame superstition or ritual is ... Praying
- If a movie was made about my life, I would be played by ... Jamie Foxx
- The player on this year's team who will surprise a lot of people is ... Edgar Moreno
- The person I'd most like to switch places with is ... Michael Jordan
- The word that describes me is ... Ethical
- If I had to give up all of my possessions but one, I would keep ... My tennis shoes
- If I could bring anything from my hometown to El Paso, it would be ... My family and girlfriend Gloria Prado
- The funniest player on the team is ... John Tofi
- If I could add one team to the schedule, it would be ... Texas
- A friend from another college basketball team is ... Juan Palacios

2005-06 Miners



#2

BRENT MURPHY

Senior - Forward - 6'8" - 225
Pflugerville, Texas (Pflugerville/Lon Morris College)

SUMMER 2005: Averaged 5.0 rebounds on UTEP's three-game tour of the Canary Islands ... snared seven boards versus Gran Canaria.

JUNIOR (2004-05): Played in 18 games while averaging 4.7 minutes per outing ... scored 10 points, grabbed 12 rebounds, and dished out nine assists with a block and a steal ... made the first of his two three-pointers against Oklahoma Panhandle State ... saw a season-best 14 minutes of action at New Mexico State ... finished with season-highs in points (five), rebounds (two), field goals made (two) and three-pointers made (one) ... had two assists and a rebound in nine minutes against Occidental College ... made his only shot attempt on a layup in the second half against Alabama State ... handed out a career-high three assists versus Tulsa in eight minutes of playing time.

SOPHOMORE (2003-04): Played in 24 games, averaging 2.7 points and 1.2 rebounds off the bench ... averaged 6.8 minutes per contest ... shot 48 percent from the floor, 44 percent from beyond the arc and 77 percent from the charity stripe ... his three-point percentage was a new UTEP sophomore record (minimum one attempt per game) ... scored in double figures three times, all in the season's first eight games ... scored a career-high 14 points in nine minutes off the pine in the season opener versus Texas-Permian Basin ... was perfect from the field (5-for-5) and three-point range (4-for-4) against the Falcons ... had 10 points in 18 minutes against New Mexico State in El Paso ... made 3-of-4 shots and 2-of-3 three-pointers versus the I-10 rival Aggies ... totaled 12 points versus Arkansas-Pine Bluff, giving him back-to-back double figure scoring games for the first time in his collegiate career ... went 7-for-8 from the line in that game ... six points in three games (Rutgers, at Hawaii, SMU) ... made two three-pointers against the Rainbow Warriors in Honolulu ... snared three rebounds on five occasions, most recently on Feb. 5 versus Rice.

PRIOR TO UTEP: Played three positions (small forward, power forward, center) in high school and junior college ... shot 50 percent from the field, 60 percent from three-point range and 70 percent from the line in 2002-03 at Lon Morris (Texas) College ... averaged 12 points, seven rebounds and 3.7 blocks for a 26-9 team ... season-bests were 20 points, 10 rebounds and seven assists ... junior college coach was Dale Dotson ... averaged 16 points, 12 rebounds, seven assists and four blocks as a senior at Pflugerville (Texas) High School, shooting 50 percent from the floor and 80 percent from the charity stripe ... an All-District, All-Central Texas and second team All-Region player for a 25-7 team as a prep senior ... shared first team All-Central Texas honors with Brad Buckman, who helped Texas reach the 2003 Final Four ... averaged 13.2 points, 10 rebounds, six assists and 3.3 rejections as a junior, when he was tabbed second team All-District ... selected team MVP as a freshman ... coached by his father, Mike Murphy, in high school ... earned Academic All-District recognition in 2001.

PERSONAL: Full name is Brent Michael Murphy ... nickname is "Murph" ... parents are Mike and Susan Murphy ... father is the head basketball coach at Pflugerville High School, and mother is the track coach at Pflugerville ... father played basketball at the University of Texas and was a member of the 1978 NIT championship team ... mother ran track at Texas ... has one brother (Lance) ... born 1/30/84 (Austin, Texas) ... communication major.



Personal Bests

Field Goals	5, vs. UT-Permian Basin (11-22-03)
Field Goal Attempts	5, vs. UT-Permian Basin (11-22-03)
Three-Point Field Goals	4, vs. UT-Permian Basin (11-22-03)
Three-Point Field Goal Attempts	4, vs. UT-Permian Basin (11-22-03)
Free Throws	7, vs. Arkansas-Pine Bluff (12-22-03)
Free Throw Attempts	8, vs. Arkansas-Pine Bluff (12-22-03)
Rebounds	3, five times, last vs. Rice (2-5-04)
Assists	3, vs. Tulsa (1-8-05)
Blocks	1, two times, last vs. Rice (1-6-05)
Steals	1, three times, last vs. Tulsa (1-8-05)
Points	14, vs. UT-Permian Basin (11-22-03)
Minutes	18, vs. New Mexico State (12-17-03)

Career Statistics

YEAR	G-GS	FG-FGA	PCT	3P-3PA	PCT	FT-FTA	PCT	REB	AVG	PF-D	A	TO	BS	ST	TP	AVG	MIN
2003-04	24-0	20-42	47.6	11-25	44.0	13-17	76.5	29	1.2	22-0	4	7	1	2	64	2.7	6.8
2004-05	18-0	4-15	26.7	2-7	28.6	0-2	00.0	12	0.7	11-0	9	4	1	1	10	0.6	4.7
TOTALS	42-0	24-57	42.1	13-32	40.6	13-19	68.4	41	1.0	33-0	13	11	2	3	74	1.8	5.9

2005-06 Miners



2003-04 Game-By-Game

Opponent	FG	Pct	3FG	Pct	FT	Pct	O-D-R	PF	A	TO	B	S	PTS	MIN
N. 22 UT-Permian Basin	5-5	100.0	4-4	100.0	0-0	0.0	0-2-2	0	1	0	1	0	14	9
N. 29 Portland State	0-3	0.0	0-1	0.0	0-0	0.0	1-2-3	2	0	1	0	0	0	7
D. 3 at Texas Tech	0-1	0.0	0-1	0.0	0-0	0.0	0-0-0	0	0	0	0	0	0	5
D. 8 Houston	1-2	50.0	0-1	0.0	1-2	50.0	2-1-3	1	0	0	0	0	3	11
D. 17 New Mexico State	3-4	75.0	2-3	66.7	2-2	100.0	2-1-3	3	0	0	0	0	10	18
D. 22 Arkansas-Pine Bluff	2-4	50.0	1-2	50.0	7-8	87.5	2-0-2	0	0	1	0	1	12	10
D. 27 Miss. Valley State ^v	1-3	33.3	0-2	0.0	0-0	0.0	2-1-3	1	1	3	0	0	2	14
D. 28 Rutgers ^v	3-4	75.0	0-1	0.0	0-1	0.0	2-0-2	1	0	0	0	0	6	6
J. 3 Boise State*	0-0	0.0	0-0	0.0	0-0	0.0	0-0-0	1	0	0	0	0	0	7
J. 8 at Tulsa*	0-0	0.0	0-0	0.0	0-0	0.0	0-0-0	0	0	0	0	0	0	1
J. 10 at Rice*	0-0	0.0	0-0	0.0	0-0	0.0	0-0-0	1	0	0	0	0	0	5
J. 17 Fresno State*	0-1	0.0	0-1	0.0	0-0	0.0	0-1-1	0	0	0	0	0	0	3
J. 22 at Hawaii*	2-3	66.7	2-3	66.7	0-0	0.0	1-0-1	1	1	0	0	0	6	11
J. 29 SMU*	1-1	100.0	1-1	100.0	3-4	75.0	0-1-1	1	0	1	0	0	6	10
J. 31 Louisiana Tech*	0-0	0.0	0-0	0.0	0-0	0.0	0-0-0	2	0	0	0	0	0	1
F. 5 Rice*	1-2	50.0	0-0	0.0	0-0	0.0	1-2-3	0	1	0	0	0	2	10
F. 14 at Nevada*	0-3	0.0	0-2	0.0	0-0	0.0	0-1-1	0	0	0	0	1	0	8
F. 19 San Jose State*	0-0	0.0	0-0	0.0	0-0	0.0	0-0-0	1	0	0	0	0	0	1
F. 23 Hawaii*	1-2	50.0	1-1	100.0	0-0	0.0	0-0-0	2	0	0	0	0	3	5
F. 26 at Louisiana Tech*	0-0	0.0	0-0	0.0	0-0	0.0	0-1-1	0	0	1	0	0	0	2
F. 28 at SMU*	0-2	0.0	0-1	0.0	0-0	0.0	0-1-1	0	0	0	0	0	0	9
M. 6 at Boise State*	0-1	0.0	0-0	0.0	0-0	0.0	1-1-2	3	0	0	0	0	0	6
M. 11 vs. Louisiana Tech%	0-1	0.0	0-1	0.0	0-0	0.0	0-0-0	2	0	0	0	0	0	2
M. 12 vs. Boise State%	0-0	0.0	0-0	0.0	0-0	0.0	0-0-0	0	0	0	0	0	0	1

* WAC game
^v Sierra Providence SunClassic (El Paso, Texas)
[%] WAC Tournament (Fresno, Calif.)

2004-05 Game-By-Game

Opponent	FG	Pct	3FG	Pct	FT	Pct	O-D-R	PF	A	TO	B	S	PTS	MIN
N. 21 Delaware State _j	0-1	0.0	0-0	0.0	0-0	0.0	1-0-1	2	0	1	0	0	0	7
N. 23 Jackson State _j	0-1	0.0	0-0	0.0	0-0	0.0	1-1-2	0	0	0	0	0	0	2
D. 12 Okla. Panhandle State	1-2	50.0	1-1	100.0	0-0	0.0	1-1-2	0	0	0	0	0	3	7
D. 15 at New Mexico State	2-5	40.0	1-2	50.0	0-0	0.0	1-1-2	1	1	0	0	0	5	14
D. 18 New Mexico State	0-0	0.0	0-0	0.0	0-0	0.0	0-0-0	1	1	0	0	0	0	4
D. 21 Occidental College	0-0	0.0	0-0	0.0	0-0	0.0	0-1-1	1	2	0	0	0	0	9
D. 27 Alabama State ^v	1-1	100.0	0-0	0.0	0-2	0.0	0-0-0	0	0	0	0	0	2	5
D. 28 Princeton ^v	0-1	0.0	0-1	0.0	0-0	0.0	0-1-1	0	1	0	0	0	0	5
J. 1 at Boise State*	0-0	0.0	0-0	0.0	0-0	0.0	0-0-0	0	0	0	0	0	0	6
J. 6 Rice*	0-1	0.0	0-1	0.0	0-0	0.0	0-0-0	0	0	0	1	0	0	3
J. 8 Tulsa*	0-1	0.0	0-1	0.0	0-0	0.0	1-1-2	1	3	0	0	1	0	8
J. 13 at Nevada*	0-0	0.0	0-0	0.0	0-0	0.0	0-1-1	1	0	0	0	0	0	3
F. 5 at Rice*	0-0	0.0	0-0	0.0	0-0	0.0	0-0-0	1	0	2	0	0	0	1
F. 16 at San Jose State*	0-1	0.0	0-1	0.0	0-0	0.0	0-0-0	0	0	0	0	0	0	4
F. 25 Louisiana Tech*	0-1	0.0	0-0	0.0	0-0	0.0	0-0-0	1	0	0	0	0	0	3
M. 5 Boise State*	0-0	0.0	0-0	0.0	0-0	0.0	0-0-0	0	0	0	0	0	0	0+
M. 10 vs. Hawaii%	0-0	0.0	0-0	0.0	0-0	0.0	0-0-0	2	1	1	0	0	0	2
M. 12 vs. Boise State%	0-0	0.0	0-0	0.0	0-0	0.0	0-0-0	0	0	0	0	0	0	1

* WAC game
_j Las Vegas Holiday Invitational
^v State Farm Sun Bowl Basketball Tournament (El Paso, Texas)
_a Bracket Buster game
[%] WAC Tournament (Reno, Nev.)



Getting to Know Brent Murphy

The player on the team who I am closest to is _____ I'm close to everybody
 The word that best describes coach Sadler is _____ Intense
 If I won a million dollars today, the first thing I would buy is _____ A house back home
 The teammate who would win the million dollars on "Survivor" is _____ Edgar Moreno
 My role model growing up was _____ Michael Jordan
 My favorite NBA team is _____ The Spurs
 The people who are most responsible for who I am today are _____ My parents
 Ten years from now, I hope to be _____ Successful and have a family
 My favorite movie is _____ Star Wars
 My favorite musical artist or group is _____ Too many to name
 My favorite food is _____ Italian
 The thing I like best about UTEP is _____ The tradition
 Sport I would play if I didn't play basketball _____ Ping Pong, I guess - I'm unstoppable
 My pregame superstition or ritual is _____ To shower
 If a movie was made about my life, I would be played by _____ Will Ferrell
 The player on this year's team who will surprise a lot of people is _____ Edgar Moreno
 The person I'd most like to switch places with is _____ No one
 If I chose a profession outside of basketball, it would be _____ Advertising
 The word that describes me is _____ Easy-going
 If I had to give up all of my possessions but one, I would keep _____ My car
 If I could bring anything from my hometown to El Paso, it would be _____ Water
 The funniest player on the team is _____ John Tofi
 If I could add one team to the schedule, it would be _____ Texas
 A friend from another college basketball team is _____ Zack Wright (Arkansas-Little Rock),
 Will Alexander (Abilene Christian)

2005-06 Miners



JOHN TOFI

Senior - Forward - 6'8" - 250
San Francisco, Calif. (Archbishop Riordan)

CAREER NOTES: Just 72 points away from joining the 1,000-point club ... has scored 928 points and pulled down 563 rebounds in 94 games as a Miner ... ranks ninth in career field goal accuracy, shooting 51.6 percent (366-for-709) from the floor ... rates eighth in school history with 82 blocked shots ... over the last two years, UTEP is 22-4 when he has scored in double figures (6-1 in 2004-05).

SUMMER 2005: Led the Miners in rebounding (10.0 rpg) and ranked fourth in scoring (12.3 ppg) on the three-game tour of the Canary Islands ... compiled a .577 field goal percentage ... also collected three assists, two blocked shots and two steals ... scored 16 points and pulled down 15 rebounds in only three quarters of action against Telde.

JUNIOR (2004-05): Played in 35 games, including 25 starts ... averaged 6.7 points and 6.3 rebounds, shooting 49 percent from the floor and 77.2 percent from the free throw line ... 13th in the WAC with 6.3 rebounds per game ... led the team with 31 blocks ... grabbed 10 or more rebounds in five games and scored in double figures in seven contests ... eight points and eight rebounds in 23 minutes versus Utah in the NCAA Tournament ... season-high 21 points (8-for-14 FGs, 5-for-6 FTs) and six rebounds against Boise State in the WAC Tournament championship game ... also had season-highs for field goals made (eight) and attempted (14) in that contest ... 11 points (4-for-5 FGs, 3-for-3 FTs) and four rebounds versus SMU ... 12 points and 12 rebounds at Pacific for his lone double-double of the season ... 11 rebounds and eight points at San Jose State ... 18 points (6-for-7 FGs, 6-for-6 FTs), three blocks, three rebounds and two steals against Fresno State ... 10 points (5-for-8 FGs) and eight rebounds at Rice ... six points and nine rebounds at Tulsa ... eight points and seven rebounds at Louisiana Tech ... nine points and 10 rebounds at Fresno State ... scored 12 points (4-for-7 FGs, 4-for-4 FTs) with nine rebounds and two steals at Nevada ... nine points and a season-high 12 rebounds versus Tulsa ... four points, five rebounds and two assists in a start against Rice ... 11 rebounds in 25 minutes at Boise State ... first double-figure scoring game of the year (10 points) came against Alabama State, hitting 5-for-7 shots ... nine rebounds and four points versus New Mexico State ... contributed six rebounds and six points in 20 minutes at New Mexico State ... six rebounds in his first start of the season versus Oklahoma Panhandle State ... did not score for the first time in his career against Texas Tech ... averaged 4.5 points and 6.0 rebounds in two games at the Las Vegas Holiday Invitational ... three points and five rebounds against Jackson State ... grabbed four rebounds and scored four points in 14 minutes of play against Delaware State ... missed portions of the preseason while recovering from foot surgery ... played 15 minutes against New Mexico Highlands, scoring two points, grabbing six rebounds and recording three steals.

SOPHOMORE (2003-04): Ranked fourth on the team in scoring (10.8 ppg), and second in rebounding (5.9 rpg) ... rated 14th in the WAC in blocked shots (0.9 bpg) and rebounding ... also had 24 steals (0.8 spg) ... shot 56.7 percent from the field and 67.6 percent from the line ... his field goal percentage was sixth in school annals among players who compiled a double figure scoring average ... scored in double figures in 19 games ... scored exactly the same number of points as a



Personal Bests

Field Goals	10, at San Jose State (3-6-03)
Field Goal Attempts	15, vs. Air Force (12-28-02)
Three-Point Field Goals	N/A
Three-Point Field Goal Attempts	1, three times, last at New Mexico State (12-6-03)
Free Throws	9, three times, last vs. Boise State (1-3-04)
Free Throw Attempts	11, vs. Columbia (12-27-02)
Rebounds	14, vs. Sul Ross State (11-24-03)
Assists	5, vs. Houston (12-8-03)
Blocks	4, vs. New Mexico Highlands (11-23-02)
Steals	4, vs. Louisiana Tech (1-31-04)
Points	25, at San Jose State (3-6-03)
Minutes	39, at Houston (12-4-02)

Career Statistics

YEAR	G-GS	FG-FGA	PCT	3P-3PA	PCT	FT-FTA	PCT	REB	AVG	PF-D	A	TO	BS	ST	TP	AVG	MIN
2002-03	27-24	132-270	48.9	0-1	00.0	83-121	68.6	155	5.7	88-5	27	74	23	14	347	12.9	28.0
2003-04	32-25	139-245	56.7	0-2	00.0	69-102	67.6	188	5.9	81-2	36	66	28	24	347	10.8	24.2
2004-05	35-25	95-194	49.0	0-1	00.0	44-57	77.2	220	6.3	91-2	38	38	31	18	234	6.7	22.5
TOTALS	94-74	366-709	51.6	0-4	00.0	196-280	70.0	563	6.0	260-9	101	178	82	56	928	9.9	24.6

2005-06 Miners



sophomore (347) as he did as a freshman ... UTEP was 14-4 in 2003-04 when Tofi garnered six rebounds or more ... snared a career-high 14 rebounds versus Sul Ross State ... chipped in 11 points, eight rebounds and a career-best five assists in a reserve role against Houston ... 14 points on 5-6 shooting versus New Mexico State in El Paso ... 20 points (7-for-8 FGs, 6-for-6 FTs) against Arkansas-Pine Bluff ... 21 points (15 in the second half) versus Boise State ... made 9-of-10 foul shots in that game ... 17 points and nine boards at Tulsa ... 18 points (8-of-11 FGs) in 25 minutes off the bench versus Fresno State ... 13 points and seven boards against SMU ... 12 points, eight rebounds and career-best four steals versus Louisiana Tech ... 10 points and seven boards against Rice ... 10 rebounds versus Tulsa ... 16 points (7-of-8 FGs) at Fresno State ... three blocks at Nevada ... 10 points (all in the second half) and nine boards against San Jose State ... 16 points (7-of-8 FGs) versus Fresno State ... 22 points (7-of-9 FGs) and 10 boards against Hawaii for his fifth career 20-point game and third double-double night ... nine rebounds versus Nevada in the WAC Tournament ... led the Miners in scoring (16 points, 7-of-9 FGs) in the NCAA Tournament against Maryland ... also had 10 rebounds versus the 'Terps.

FRESHMAN (2002-03): Ranked second on the team in scoring (12.9 ppg) and rebounding (5.7 rpg) ... shot 48.9 percent from the field and 68.6 percent from the line ... tied for 13th in the WAC in blocked shots, and also rated 16th in rebounding and 18th in scoring ... had the third-best scoring average and block total (23) by a Miner freshman ... scored 347 points to rate fourth among all UTEP freshmen ... scored in double figures a team-leading 21 times ... led UTEP in scoring in eight games ... was incredibly consistent for a rookie, posting between 12 and 17 points in 19 of his 27 games ... shot 75 percent from the field (18-of-24) and totaled 45 points in the Miners' final road trip of the year to San Jose State and Hawaii ... scored a career-high 25 points against the Spartans and added 20 versus the Rainbow Warriors ... picked up his first career double-double against Air Force with 15 points and 12 rebounds ... named to the Sierra Providence SunClassic All-Tournament team after averaging 16 points and 10.5 boards in two games ... missed three home games (Tulsa, Rice, Boise State) with tendinitis in his right knee ... scored UTEP's first points in a team-leading 11 games.

PRIOR TO UTEP: Earned first team All-State, All-League, All-Bay Area and All-Division III honors as a senior at Archbishop Riordan High School ... also a first team All-Northern California selection ... averaged 17 points, 12 rebounds and two blocks for a 31-4 team that captured the California Division III state title in 2002 ... shot 58 percent from the field and 72 percent from the line ... regarded as one of the nation's top-300 high school players by *Athlon* entering his senior campaign ... averaged 15 points and 9.8 rebounds as a junior, earning first team All-League and third team All-Bay Area recognition ... shot 55 percent from the field and 65 percent from the line ... helped Archbishop Riordan to a 28-9 record, including a berth in the state championship game, as a junior ... tipped in a shot at the buzzer to beat Santa Cruz, 55-54, in a 2001 sectional semifinal game ... high school coach was Rich Forslund.

PERSONAL: Full name is John Tofi ... parents are George and Sapina Tofi ... has four brothers (George Jr., Ernie, Mao, Drake) and two sisters (Pela, Carol) ... born 6/1/84 (San Francisco, Calif.) ... communication major.

Getting to Know John Tofi

The player on the team who I am closest to is ...	Will Kimble
If I won a million dollars today, the first thing I would buy is	A house for my parents
The teammate who would win the million dollars on "Survivor" is	Edgar Moreno
The teammate who would be voted off the island first is	Jason Williams
My role model growing up was	My dad and Shaquille O'Neal
My favorite NBA team is	The Warriors
An interesting fact that few people know about me is	I played with LeBron James for three years in AAU ball
The person who is most responsible for who I am today is	My dad
Ten years from now, I hope to be	Wealthy and happy
My favorite movie is	<i>The Lion King</i>
My favorite musical artist or group is	E-40
My favorite food is	Fried chicken
The thing I like best about UTEP is	Mexican food
Sport I would play if I didn't play basketball	Football
My pregame superstition or ritual is	Nap and pray before the game
If a movie was made about my life, I would be played by	The Rock
The player on this year's team who will surprise a lot of people is	Stefon Jackson
The person I'd most like to switch places with is	My dad, so he won't have to work anymore
If I chose a profession outside of basketball, it would be	Sports agency
The word that describes me is	Goofy
If I had to give up all of my possessions but one, I would keep	My PS2
If I could bring anything from my hometown to El Paso, it would be	The diversity
The funniest player on the team is	Me
If I could add one team to the schedule, it would be	California
A friend from another college basketball team is	Marquise Kately (California) and Leon Powe (California)

2005-06 Miners

2002-03 Game-By-Game




Opponent	FG	Pct	3FG	Pct	FT	Pct	O-D-R	PF	A	TO	B	S	PTS	MIN
N. 23 New Mexico Highlands	*5-11	45.5	0-0	00.0	3-5	60.0	4-5-9	4	2	0	4	0	13	28
N. 26 Alcorn State	*6-8	75.0	0-0	00.0	2-3	66.7	2-4-6	2	0	2	2	0	14	31
N. 30 Texas Tech	*6-10	60.0	0-0	00.0	3-3	100.0	3-3-6	3	2	4	1	3	15	29
D. 4 Houston	*5-11	45.5	0-0	00.0	3-4	75.0	3-1-4	1	4	3	0	1	13	39
D. 7 New Mexico State	*6-12	50.0	0-0	00.0	1-2	50.0	0-1-1	3	3	2	0	1	13	36
D. 18 at New Mexico State	*4-10	40.0	0-1	00.0	1-4	25.0	1-5-6	2	0	4	0	1	9	26
D. 21 Tennessee State	*7-9	77.8	0-0	00.0	2-3	66.7	3-6-9	2	1	2	1	0	16	31
D. 27 Columbiav/	*5-8	62.5	0-0	00.0	7-11	63.6	3-6-9	3	0	7	2	1	17	37
D. 28 Air Forcev/	*3-15	20.0	0-0	00.0	9-10	90.0	4-8-12	3	0	1	0	0	15	38
J. 2 Hawaii*	*3-10	30.0	0-0	00.0	1-1	100.0	1-4-5	5	0	3	1	1	7	25
J. 4 San Jose State*	*4-7	57.1	0-0	00.0	5-7	71.4	1-3-4	4	1	4	2	0	13	31
J. 9 at Nevada*	*6-12	50.0	0-0	00.0	4-5	80.0	2-3-5	3	2	5	1	1	16	35
J. 11 at Fresno State*	*5-11	45.5	0-0	00.0	2-4	50.0	2-1-3	3	1	3	0	0	12	33
J. 30 at SMU*	1-7	14.3	0-0	00.0	0-0	00.0	0-4-4	4	2	2	0	0	2	16
F. 1 at Louisiana Tech*	5-11	45.5	0-0	00.0	2-5	40.0	1-2-3	2	1	1	0	0	12	18
F. 6 Fresno State*	5-12	41.7	0-0	00.0	3-3	100.0	3-5-8	5	2	0	0	0	13	24
F. 8 Nevada*	*5-12	41.7	0-0	00.0	6-8	75.0	1-6-7	4	0	2	0	0	16	25
F. 13 at Rice*	*7-12	58.3	0-0	00.0	2-4	50.0	3-4-7	4	2	5	0	2	16	29
F. 15 at Tulsa*	*4-6	66.7	0-0	00.0	4-4	100.0	4-3-7	5	0	3	0	0	12	22
F. 18 Texas A&M-Corpus Christi	*8-14	57.1	0-0	00.0	0-0	00.0	2-7-9	2	2	2	1	0	16	36
F. 22 at Boise State*	*4-12	33.3	0-0	00.0	1-5	20.0	1-4-5	4	0	4	1	0	9	26
F. 27 Louisiana Tech*	*2-6	33.3	0-0	00.0	9-10	90.0	0-4-4	3	1	2	4	1	13	23
M. 1 SMU*	*4-9	44.4	0-0	00.0	4-6	66.7	0-2-2	1	0	3	1	1	12	27
M. 6 at San Jose State*	*10-13	76.9	0-0	00.0	5-6	83.3	3-3-6	5	0	4	1	1	25	24
M. 8 at Hawaii*	*8-11	72.7	0-0	00.0	4-6	66.7	5-1-6	3	1	3	0	0	20	25
M. 11 vs. San Jose State%	*3-5	60.0	0-0	00.0	0-2	00.0	1-3-4	5	0	2	1	0	6	23
M. 13 vs. Tulsa%	*1-6	16.7	0-0	00.0	0-0	00.0	2-2-4	3	0	1	0	0	2	19

* denotes starter


WAC game

√ Sierra Providence SunClassic Tournament (El Paso, Texas)

% WAC Tournament (Tulsa, Okla.)



2005-06 Miners



2003-04 Game-By-Game

Opponent	FG	Pct	3FG	Pct	FT	Pct	O-D-R	PF	A	TO	B	S	PTS	MIN	
N. 22 UT-Permian Basin	*5-8	62.5	0-0	0.0	3-6	50.0	3-4-7	1	0	3	0	2	13	19	
N. 24 Sul Ross State	*5-13	38.5	0-1	0.0	4-7	57.1	4-10-14	3	1	3	2	3	14	21	
N. 29 Portland State	*3-4	75.0	0-0	0.0	5-6	83.3	0-0-0	3	3	1	2	0	11	18	
D. 3 at Texas Tech	*4-10	40.0	0-0	0.0	3-5	60.0	2-2-4	2	1	4	2	0	11	27	
D. 6 at New Mexico State	2-7	28.6	0-1	0.0	3-4	75.0	2-4-6	5	2	3	0	0	7	20	
D. 8 Houston	4-7	57.1	0-0	0.0	3-5	60.0	3-5-8	2	5	2	0	0	11	21	
D. 17 New Mexico State	*5-6	83.3	0-0	0.0	4-5	80.0	2-4-6	3	1	1	1	1	14	22	
D. 22 Arkansas-Pine Bluff	*7-8	87.5	0-0	0.0	6-6	100.0	1-1-2	0	0	1	0	1	20	19	
D. 27 Miss. Valley State ^v	*6-8	75.0	0-0	0.0	1-2	50.0	3-3-6	2	0	2	0	2	13	22	
D. 28 Rutgers ^v	*4-10	40.0	0-0	0.0	2-3	66.7	2-2-4	3	0	3	0	0	10	22	
J. 3 Boise State*	*6-13	46.2	0-0	0.0	9-10	90.0	0-5-5	5	1	4	1	0	21	28	
J. 8 at Tulsa*	*8-13	61.5	0-0	0.0	1-4	25.0	3-6-9	2	0	2	1	1	17	36	
J. 10 at Rice*	*2-5	40.0	0-0	0.0	0-0	0.0	1-0-1	1	2	4	0	1	4	19	
J. 15 Nevada*	4-8	50.0	0-0	0.0	0-0	0.0	3-1-4	3	0	0	0	0	8	22	
J. 17 Fresno State*	8-11	72.7	0-0	0.0	2-3	66.7	2-0-2	1	0	0	1	1	18	25	
J. 22 at Hawaii*	*2-4	50.0	0-0	0.0	0-0	0.0	1-2-3	3	1	1	1	1	2	4	27
J. 24 at San Jose State*	3-8	37.5	0-0	0.0	3-4	75.0	1-2-3	4	1	4	0	0	9	31	
J. 29 SMU*	5-9	55.6	0-0	0.0	3-4	75.0	1-6-7	2	3	2	1	0	13	21	
J. 31 Louisiana Tech*	4-7	57.1	0-0	.000	4-6	66.7	1-7-8	1	0	3	0	4	12	30	
F. 5 Rice*	*5-8	62.5	0-0	0.0	0-1	0.0	3-4-7	2	2	1	1	0	10	20	
F. 7 Tulsa*	*3-5	60.0	0-0	0.0	2-4	50.0	2-8-10	4	1	2	0	1	8	31	
F. 12 at Fresno State*	*7-8	87.5	0-0	0.0	2-4	50.0	0-6-6	2	0	2	2	1	16	27	
F. 14 at Nevada*	*2-8	25.0	0-0	0.0	0-0	0.0	1-6-7	3	1	1	3	0	4	23	
F. 19 San Jose State*	*4-5	80.0	0-0	0.0	2-2	100.0	1-8-9	2	2	1	0	1	10	31	
F. 23 Hawaii*	*9-11	81.8	0-0	0.0	4-6	66.7	2-8-10	3	2	2	1	1	22	30	
F. 26 at Louisiana Tech*	*3-4	75.0	0-0	0.0	0-0	0.0	0-3-3	4	0	4	1	1	6	18	
F. 28 at SMU*	*2-3	66.7	0-0	0.0	0-0	0.0	1-1-2	3	1	1	0	0	4	17	
M. 6 at Boise State*	*4-7	57.1	0-0	0.0	0-0	0.0	2-7-9	2	2	3	2	0	8	27	
M. 11 vs. Louisiana Tech%	*1-3	33.3	0-0	0.0	1-2	50.0	1-2-3	2	1	0	1	0	3	18	
M. 12 vs. Boise State%	*2-4	50.0	0-0	0.0	0-0	0.0	0-4-4	4	3	1	1	0	4	15	
M. 13 vs. Nevada%	*3-11	27.3	0-0	0.0	0-1	0.0	2-7-9	1	0	3	4	0	6	34	
M. 18 vs. Maryland#	*7-9	77.8	0-0	0.0	2-2	100.0	2-8-10	3	0	2	0	1	16	33	

^{*} denotes starter
^{*} WAC game
^v Sierra Providence SunClassic Tournament (El Paso, Texas)
[%] WAC Tournament (Fresno, Calif.)
[#] NCAA Tournament (Denver, Colo.)

2004-05 Game-By-Game

Opponent	FG	Pct	3FG	Pct	FT	Pct	O-D-R	PF	A	TO	B	S	PTS	MIN
N. 21 Delaware State _j	0-1	0.0	0-0	0.0	4-4	100.0	1-3-4	2	1	0	0	1	4	14
N. 23 Jackson State _j	1-3	33.3	0-0	0.0	1-2	50.0	3-2-5	1	0	1	1	1	3	16
N. 26 vs. Arizona State _j	1-5	20.0	0-0	0.0	1-2	50.0	3-3-6	2	1	1	0	0	3	20
N. 27 vs. Southern Illinois _j	3-6	50.0	0-0	0.0	0-0	0.0	3-3-6	2	4	2	0	1	6	17
N. 30 IPFW _j	1-3	33.3	0-0	0.0	1-2	50.0	0-1-1	3	0	0	0	1	3	16
D. 4 Texas Tech	0-0	0.0	0-0	0.0	0-0	0.0	0-3-3	1	2	0	0	0	0	13
D. 12 Okla. Panhandle State	*0-1	0.0	0-0	0.0	2-2	100.0	4-2-6	0	1	0	1	0	2	21
D. 15 at New Mexico State	3-6	50.0	0-0	0.0	0-0	0.0	1-5-6	3	0	0	1	0	6	20
D. 18 New Mexico State	2-6	33.3	0-1	0.0	0-0	0.0	3-6-9	3	1	1	1	0	4	18
D. 21 Occidental College	2-5	40.0	0-0	0.0	0-0	0.0	1-3-4	1	1	0	3	0	4	15
D. 27 Alabama State ^v	5-7	71.4	0-0	0.0	0-1	0.0	1-3-4	3	2	1	0	1	10	19
D. 28 Princeton ^v	*1-4	25.0	0-0	0.0	0-0	0.0	1-4-5	3	0	0	0	0	2	25
J. 1 at Boise State*	*2-5	40.0	0-0	0.0	0-0	0.0	3-8-11	3	0	1	2	0	4	25
J. 6 Rice*	*2-6	33.3	0-0	0.0	0-0	0.0	0-5-5	2	2	1	1	1	4	22
J. 8 Tulsa*	*4-9	44.4	0-0	0.0	1-2	50.0	2-10-12	2	2	1	0	0	9	21
J. 13 at Nevada*	*4-7	57.1	0-0	0.0	4-4	100.0	2-7-9	4	2	1	2	2	12	31
J. 15 at Fresno State*	*4-8	50.0	0-0	0.0	1-1	100.0	3-7-10	3	2	1	1	1	9	31
J. 20 Hawaii*	*2-4	50.0	0-0	0.0	0-0	0.0	0-4-4	1	1	1	2	0	4	26
J. 22 San Jose State*	*2-5	40.0	0-0	0.0	1-2	50.0	2-4-6	0	1	0	1	1	5	20
J. 27 at SMU*	*2-5	40.0	0-0	0.0	1-2	50.0	1-4-5	2	0	1	2	0	5	21
J. 29 at Louisiana Tech*	*4-5	80.0	0-0	0.0	0-0	0.0	3-4-7	4	1	1	0	0	8	23
F. 3 at Tulsa*	*2-6	33.3	0-0	0.0	2-2	100.0	5-4-9	3	0	1	0	0	6	26
F. 5 at Rice*	*5-8	62.5	0-0	0.0	0-2	0.0	3-5-8	2	2	2	1	1	10	34
F. 10 Fresno State*	*6-7	85.7	0-0	0.0	6-6	100.0	1-2-3	3	1	2	3	2	18	27
F. 12 Nevada*	*2-5	40.0	0-0	0.0	0-0	0.0	2-2-4	5	0	0	1	1	4	10
F. 16 at San Jose State*	*3-9	33.3	0-0	0.0	2-3	66.7	5-6-11	2	2	2	1	0	8	30
F. 19 at Pacific ^a	*5-8	62.5	0-0	0.0	2-3	66.7	4-8-12	3	1	2	2	0	12	33
F. 21 at Hawaii*	*3-6	50.0	0-0	0.0	0-0	0.0	5-4-9	4	0	4	0	0	6	30
F. 25 Louisiana Tech*	*3-4	75.0	0-0	0.0	1-1	100.0	3-1-4	3	1	0	1	1	7	23
F. 27 SMU*	*4-5	80.0	0-0	0.0	3-3	100.0	2-2-4	4	1	1	1	0	11	23
M. 5 Boise State*	*2-5	40.0	0-0	0.0	3-3	100.0	1-4-5	1	2	2	1	0	7	23
M. 10 vs. Hawaii%	*1-7	14.3	0-0	0.0	0-0	0.0	3-3-6	4	0	3	2	1	2	21
M. 11 vs. Rice%	*3-4	75.0	0-0	0.0	1-2	50.0	1-2-3	4	2	2	0	1	7	19
M. 12 vs. Boise State%	*8-14	57.1	0-0	0.0	5-6	83.3	3-3-6	3	0	2	0	1	21	31
M. 17 vs. Utah#	*3-5	60.0	0-0	0.0	2-2	100.0	2-6-8	5	0	1	0	0	8	23

^{*} denotes starter
^{*} WAC game
_j Las Vegas Holiday Invitational
^v State Farm Sun Bowl Basketball Tournament (El Paso, Texas)
^a Bracket Buster game
[%] WAC Tournament (Reno, Nev.)
[#] NCAA Tournament (Tucson, Ariz.)

2005-06 Miners



#1

JASON WILLIAMS

Senior - Forward - 6'6" - 215
Marrero, La. (Higgins/Kilgore College)

CAREER NOTES: Has started all 67 games since transferring to UTEP after one season at Kilgore (Texas) College ... 41 double-figure scoring games, 49 games with 30-plus minutes played and six career double-doubles as a Miner.

SUMMER 2005: Tied Edgar Moreno for the team scoring lead on UTEP's trip to the Canary Islands, averaging 17 points in three games ... shot 47.5 percent from the field and 75 percent from the charity stripe ... also averaged 5.3 rebounds, 2.7 assists and 4.0 steals on the tour ... led the Miners in scoring against UD Vecindario with 24 points (8-of-12 FGs, 7-of-9 FTs) ... added nine boards in that contest ... registered five steals versus Telde.

JUNIOR (2004-05): All-WAC defensive honoree...ranked third on the team in scoring (11.5 ppg) and rebounding (5.7 rpg), second in assists (2.9 apg) and steals (1.5 spg), and first in minutes (1,170) ... rated fifth in the WAC in steals ... put together his second straight 100-assist campaign with 101 ... scored in double figures 21 times and logged at least 30 minutes 26 times ... averaged 10.9 points and 5.4 rebounds in 18 WAC games ... scored UTEP's first points a team-high 11 times and also led the squad with 15 dunks ... got off to a fast start, scoring in double figures in 12 of the first 15 games ... opened the season with 11- and 18-point performances against Delaware State and Jackson State, respectively ... added 13 points, eight rebounds and three steals in a 66-65 win over Arizona State ... recorded his first double-double of the season with 19 points -- on 8-of-12 shooting -- and a career-high tying 11 boards against IPFW ... logged a career-best 40 minutes against Texas Tech while grabbing nine rebounds and three steals ... poured in a team-high 19 points on 6-of-9 shooting with two three-pointers against Oklahoma Panhandle State ... followed a 13-point showing at New Mexico State with a 21-point effort at home against the Aggies three days later ... 19 points, nine rebounds and four assists versus Princeton in the State Farm Sun Bowl Tournament title game ... opened WAC play at Boise State with a team-high 19 points (7-of-11 FGs) along with five rebounds and six assists ... registered his second double-double of the season with 14 points and 10 rebounds against Rice ... set career-highs for points (25), field goals made (10) and three-pointers made (four) versus San Jose State ... had consecutive five-assist outings at SMU and Louisiana Tech ... dished out a career-high tying six dimes at Rice ... had 12 points and 10 of UTEP's 30 rebounds at home against Nevada ... 15 points, six rebounds and four steals versus Boise State ... nailed three 3-pointers on his way to 18 points in UTEP's WAC Quarterfinal win over Hawaii ... averaged 11.3 points and 6.7 rebounds in the WAC Tournament.

SOPHOMORE (2003-04): Versatile performer who rated first on the team in rebounding (6.1 rpg), second in scoring (11.6 ppg), second in assists (3.5 apg), third in blocked shots (0.3 bpg) and third in steals (1.1 spg) ... shot 44.7 percent from the field and 70.4 percent from the charity stripe ... started all 32 games ... only the third forward in school history to compile 100 assists (he had 112) ... UTEP was 16-4 when he scored in double figures, 7-0 when he led the team in scoring and 5-0 when he had a 20-point game ... ninth in the WAC in assists, as well as 11th in rebounding and 17th in scoring ... led the Miners in scoring (19 points) and rebounding (eight boards) in an 89-88 exhibition win over the Harlem Globetrotters ... four steals versus Portland State ... scored a season-high 24 points -- including 20 in the first half -- at New Mexico State ... made 8-of-13 shots and 6-of-8 free



Personal Bests

Field Goals	10, vs. San Jose State (1-22-05)
Field Goal Attempts	15, three times, last at Louisiana Tech (1-29-05)
Three-Point Field Goals	4, vs. San Jose State (1-22-05)
Three-Point Field Goal Attempts	7, vs. San Jose State (1-22-05)
Free Throws	9, at SMU (2-28-04)
Free Throw Attempts	11, at Hawaii (1-22-04)
Rebounds	11, three times, last vs. IPFW (11-30-04)
Assists	6, five times, last at Rice (2-5-05)
Blocks	2, four times, last vs. Tulsa (1-8-05)
Steals	4, three times, last vs. Boise State (3-5-05)
Points	25, vs. San Jose State (1-22-05)
Minutes	40, vs. Texas Tech (12-4-04)

Career Statistics

YEAR	G-GS	FG-FGA	PCT	3P-3PA	PCT	FT-FTA	PCT	REB	AVG	PF-D	A	TO	BS	ST	TP	AVG	MIN
2003-04	32-32	130-291	44.7	16-50	32.0	95-135	70.4	194	6.1	61-1	112	95	11	35	371	11.6	31.8
2004-05	35-35	150-334	44.9	25-72	34.7	77-108	71.3	199	5.7	60-2	101	85	7	54	402	11.5	33.4
TOTALS	67-67	280-625	44.8	41-122	33.6	172-243	70.8	393	5.9	121-3	213	180	18	89	773	11.5	32.7

2005-06 Miners



throws in that game ... 18 points (5-of-7 FGs, 6-of-7 FTs) against Houston ... led the team in scoring, rebounding and assists in two games (New Mexico State, SMU) ... 21 points (8-of-10 FGs), eight rebounds and five assists in the rematch versus NMSU ... had a career-high 11 rebounds at Tulsa ... 12 points, six rebounds, six assists, two blocks and two steals versus Nevada ... had his first career double-double with 12 points and 10 boards at Hawaii ... 14 points (6-of-10 FGs) at San Jose State ... 23 points (7-of-11 FGs, 8-of-9 FTs), 11 rebounds and six assists against SMU ... 22 points (9-of-11 FGs) versus Rice, making all three of his three-point attempts ... 16 points and six boards against San Jose State ... 21 points (6-of-8 FGs, 9-of-10 FTs), six rebounds and two steals at SMU ... 15 points (7-of-11 FGs) and 10 rebounds versus Boise State in the WAC Tournament ... named to the WAC All-Tournament team after averaging 12 points, eight rebounds and 3.3 assists in three games ... 10 points (4-of-7 FGs) and seven boards against Maryland in the NCAA Tournament.

PRIOR TO UTEP: Averaged 14 points, 9.1 rebounds, three steals and two assists in 2002-03 at Kilgore (Texas) College ... shot 51 percent from the field and 65 percent from the line in starting all 32 games ... had season-highs of 27 points, 15 boards and eight assists ... junior college coach was Scott Schumacher ... an All-Metro, All-District and All-West Bank choice as a senior at Higgins High School in Marrero, La ... averaged 18.3 points, 10.7 rebounds, 6.5 assists, three steals and two blocks his senior campaign ... averaged 15.4 points, 10 rebounds, 5.6 assists, three steals and one block as a junior ... two-time team MVP ... also named MVP of the Orleans Parrish vs. Jefferson Parrish All-Star Game, collecting 24 points and 12 boards ... top prep game totals were 34 points, 13 rebounds and 10 assists ... high school coach was Marshall Jackson.

PERSONAL: Full name is Jason James Williams ... nicknames are "J-Dub" and "J-Will" ... parents are Jim and Vera Williams ... has one sister (Alisa) ... born 11/17/83 (New Orleans, La.) ... communication major.



Getting to Know Jason Williams

The players on the team who I am closest to are _____ Edgar Moreno and John Tofi
 The word that best describes coach Sadler is _____ Real
 If I won a million dollars today, the first thing I would buy is _____ A house
 The teammate who would win the million dollars on "Survivor" is _____ John Tofi
 The teammate who would be voted off the island first is _____ Kelvin Davis
 My role model growing up was _____ Scottie Pippen
 My favorite NBA team is _____ I just like the players
 An interesting fact that few people know about me is _____ That I keep it real
 The person who is most responsible for who I am today is _____ My mom
 Ten years from now, I hope to be _____ Still in the NBA or coaching
 My favorite movie is _____ *Man on Fire*
 My favorite musical artist or group is _____ Lil' Wayne
 My favorite food is _____ Pizza
 The thing I like best about UTEP is _____ The fans
 Sport I would play if I didn't play basketball _____ Football
 If a movie was made about my life, I would be played by _____ DMX
 The player on this year's team who will surprise a lot of people is _____ Will Kimble
 The person I'd most like to switch places with is _____ Will Kimble
 If I chose a profession outside of basketball, it would be _____ Coaching
 The word that describes me is _____ Aggressive
 If I had to give up all of my possessions but one, I would keep _____ My clothes
 If I could bring anything from my hometown to El Paso, it would be _____ Hip hop stores
 The funniest player on the team is _____ Kelvin Davis
 If I could add one team to the schedule, it would be _____ Duke
 A friend from another college basketball team is _____ Tim Bush (Baylor)

2005-06 Miners

2003-04 Game-By-Game

Opponent	FG	Pct	3FG	Pct	FT	Pct	O-D-R	PF	A	TO	B	S	PTS	MIN
N. 22 UT-Permian Basin	*5-9	55.6	0-1	00.0	5-5	100.0	1-4-5	2	6	4	0	2	15	26
N. 24 Sul Ross State	*3-5	60.0	0-0	00.0	6-9	66.7	1-3-4	1	1	3	0	1	12	28
N. 29 Portland State	*1-8	12.5	0-0	00.0	2-2	100.0	1-2-3	0	5	0	0	4	4	34
D. 3 at Texas Tech	*3-10	30.0	0-0	00.0	1-1	100.0	4-4-8	4	2	3	0	2	7	36
D. 6 at New Mexico State	*8-13	61.5	2-4	50.0	6-8	75.0	2-2-4	2	4	1	0	1	24	34
D. 8 Houston	*5-7	71.4	2-2	100.0	6-7	85.7	0-2-2	0	4	2	0	0	18	24
D. 17 New Mexico State	*8-10	80.0	2-3	66.7	3-5	60.0	2-6-8	2	5	2	1	0	21	34
D. 22 Arkansas-Pine Bluff	*4-9	44.4	1-3	33.3	2-2	100.0	2-4-6	0	4	1	0	0	11	26
D. 27 Miss. Valley State ^v	*4-6	66.7	0-1	00.0	3-5	60.0	0-3-3	5	4	2	0	0	11	22
D. 28 Rutgers ^v	*4-8	50.0	1-3	33.3	2-4	50.0	0-6-6	0	4	6	2	0	11	29
J. 3 Boise State*	*2-9	22.2	0-2	00.0	2-4	50.0	2-5-7	2	4	3	0	2	6	35
J. 8 at Tulsa*	*3-6	50.0	0-0	00.0	0-3	00.0	2-9-11	2	3	4	0	2	6	39
J. 10 at Rice*	*4-8	50.0	2-4	50.0	1-2	50.0	0-4-4	4	4	5	1	2	11	33
J. 15 Nevada*	*5-12	41.7	0-2	00.0	2-2	100.0	2-4-6	2	6	6	2	2	12	36
J. 17 Fresno State*	*1-9	11.1	0-2	00.0	0-0	00.0	4-5-9	4	1	0	0	2	2	31
J. 22 at Hawaii [†]	*3-12	25.0	0-2	00.0	6-11	54.5	4-6-10	0	3	3	2	1	12	31
J. 24 at San Jose State*	*6-10	60.0	1-2	50.0	1-3	33.3	1-3-4	1	3	1	0	2	14	38
J. 29 SMU [†]	*7-11	63.6	1-2	50.0	8-9	88.9	2-9-11	1	6	2	0	1	23	33
J. 31 Louisiana Tech*	*4-11	36.4	0-1	00.0	1-2	50.0	0-3-3	1	5	3	0	1	9	37
F. 5 Rice*	*9-11	81.8	3-3	100.0	1-1	100.0	2-3-5	1	2	3	0	3	22	23
F. 7 Tulsa*	*4-10	40.0	0-3	00.0	4-7	57.1	3-2-5	1	5	3	1	0	12	34
F. 12 at Fresno State*	*1-4	25.0	0-1	00.0	1-2	50.0	2-6-8	0	3	6	0	0	3	35
F. 14 at Nevada*	*3-10	30.0	0-1	00.0	1-2	50.0	2-1-3	4	4	4	0	0	7	33
F. 19 San Jose State*	*5-12	41.7	0-1	00.0	6-8	75.0	3-3-6	2	2	2	0	0	16	35
F. 23 Hawaii [†]	*1-10	100.0	0-0	00.0	0-0	00.0	1-1-2	3	1	1	0	0	2	33
F. 26 at Louisiana Tech*	*1-6	16.7	0-2	00.0	4-6	66.7	0-5-5	3	3	2	0	1	6	31
F. 28 at SMU [†]	*6-8	75.0	0-0	00.0	9-10	90.0	3-3-6	1	3	5	0	2	21	33
M. 6 at Boise State*	*2-7	28.6	0-2	00.0	3-4	75.0	2-7-9	3	2	4	1	0	7	37
M. 11 vs. Louisiana Tech [%]	*2-7	28.6	0-0	00.0	5-6	83.3	2-8-10	1	4	5	0	2	9	31
M. 12 vs. Boise State [%]	*7-11	63.6	0-0	00.0	1-2	50.0	5-5-10	2	4	5	1	0	15	35
M. 13 vs. Nevada [%]	*5-15	33.3	1-2	50.0	1-1	100.0	1-3-4	3	2	1	0	1	12	25
M. 18 vs. Maryland [#]	*4-7	57.1	0-1	00.0	2-2	100.0	2-5-7	4	3	3	0	1	10	28

*denotes starter

^v WAC game

^v Sierra Providence SunClassic Tournament (El Paso, Texas)

[%] WAC Tournament (Fresno, Calif.)

[#] NCAA Tournament (Denver, Colo.)

2004-05 Game-By-Game

Opponent	FG	Pct	3FG	Pct	FT	Pct	O-D-R	PF	A	TO	B	S	PTS	MIN
N. 21 Delaware State ^j	*4-8	50.0	0-1	00.0	3-5	60.0	1-4-5	2	4	2	0	0	11	31
N. 23 Jackson State ^j	*7-13	53.8	1-1	100.0	3-4	75.0	0-2-2	1	3	4	1	2	18	29
N. 26 vs. Arizona State ^j	*3-9	33.3	1-3	33.3	6-8	75.0	3-5-8	0	2	4	0	3	13	35
N. 27 vs. Southern Illinois ^j	*3-9	33.3	0-2	00.0	4-8	50.0	2-3-5	1	3	2	0	2	10	37
N. 30 IPFW	*8-12	66.7	1-2	50.0	2-2	100.0	3-8-11	0	4	2	0	0	19	39
D. 4 Texas Tech	*3-13	23.1	0-2	00.0	0-0	00.0	3-6-9	4	4	5	0	3	6	40
D. 12 Okla. Panhandle State	*6-9	66.7	2-2	100.0	4-4	100.0	0-4-4	2	2	11	0	1	18	32
D. 15 at New Mexico State	*6-12	50.0	0-1	00.0	1-1	100.0	2-3-5	0	2	0	0	0	13	36
D. 18 New Mexico State	*7-14	50.0	2-4	50.0	5-8	62.5	4-4-8	1	1	3	1	2	21	37
D. 21 Occidental College	*2-4	50.0	0-1	00.0	0-0	00.0	0-4-4	0	1	0	1	0	4	15
D. 27 Alabama State ^v	*3-10	30.0	0-3	00.0	2-4	50.0	1-4-5	0	4	4	0	4	8	31
D. 28 Princeton ^v	*6-11	54.5	1-3	33.3	6-6	100.0	3-6-9	3	4	4	0	1	19	36
J. 1 at Boise State*	*7-11	63.6	3-3	100.0	2-2	100.0	2-3-5	2	6	4	0	1	19	39
J. 6 Rice*	*6-10	60.0	0-2	00.0	2-3	66.7	4-6-10	1	3	1	0	1	14	29
J. 8 Tulsa*	*6-9	66.7	0-1	00.0	3-4	75.0	2-4-6	2	3	1	2	0	15	29
J. 13 at Nevada*	*3-8	37.5	0-1	00.0	2-2	100.0	1-2-3	5	2	2	0	3	8	28
J. 15 at Fresno State*	*2-9	22.2	1-2	50.0	0-0	00.0	2-2-4	4	2	3	0	0	5	30
J. 20 Hawaii [†]	*3-8	37.5	0-0	00.0	3-5	60.0	3-3-6	2	4	4	0	3	9	38
J. 22 San Jose State*	*10-15	66.7	4-7	57.1	1-2	50.0	1-7-8	0	4	3	1	0	25	35
J. 27 at SMU [†]	*1-5	20.0	1-3	33.3	0-0	00.0	2-4-6	2	5	3	0	3	3	36
J. 29 at Louisiana Tech*	*7-15	46.7	1-3	33.3	0-0	00.0	3-2-5	5	5	0	0	2	15	36
F. 3 at Tulsa*	*3-10	30.0	1-5	20.0	1-2	50.0	1-1-2	3	3	4	0	1	8	38
F. 5 at Rice*	*2-9	22.2	0-1	00.0	0-0	00.0	2-3-5	3	6	1	0	2	4	31
F. 10 Fresno State*	*4-10	40.0	0-1	00.0	6-6	100.0	2-3-5	0	1	0	0	2	14	38
F. 12 Nevada*	*4-10	40.0	0-1	00.0	4-5	80.0	4-6-10	1	3	6	0	3	12	39
F. 16 at San Jose State*	*3-11	27.3	0-1	00.0	0-0	00.0	1-4-5	1	4	1	0	1	6	34
F. 19 at Pacific ^a	*4-11	36.4	0-2	00.0	2-3	66.7	0-3-3	1	2	1	0	2	10	38
F. 21 at Hawaii [†]	*3-6	50.0	0-1	00.0	1-1	100.0	2-3-5	1	3	0	0	0	7	37
F. 25 Louisiana Tech*	*2-7	28.6	0-1	00.0	2-4	50.0	0-5-5	1	0	2	0	1	6	27
F. 27 SMU [†]	*5-8	62.5	1-2	50.0	0-0	00.0	1-1-2	2	2	0	0	1	11	29
M. 5 Boise State*	*4-5	80.0	2-3	66.7	5-6	83.3	1-5-6	2	1	5	0	4	15	36
M. 10 vs. Hawaii [%]	*6-11	54.5	3-4	75.0	3-4	75.0	3-4-7	3	0	1	1	2	18	34
M. 11 vs. Rice [%]	*4-9	44.4	0-1	00.0	2-5	40.0	3-3-6	0	1	0	0	2	10	35
M. 12 vs. Boise State [%]	*3-8	37.5	0-2	00.0	0-2	00.0	3-4-7	4	5	0	0	1	6	28
M. 17 vs. Utah [#]	*0-5	00.0	0-0	00.0	2-2	100.0	1-2-3	1	2	2	0	1	2	28

*denotes starter

^v WAC game



^j Las Vegas Holiday Invitational

^v State Farm Sun Bowl Basketball Tournament (El Paso, Texas)

^a Bracket Buster game

[%] WAC Tournament (Reno, Nev.)

[#] NCAA Tournament (Tucson, Ariz.)



2005-06 Miners



#11


KEVIN HENDERSON

Junior - Guard - 6'3" - 210

Minneapolis, Minn. (North/San Bernardino Valley College)

PRIOR TO UTEP: Spent last season at San Bernardino Valley College, leading the Wolverines to the state championship game and a 27-5 record ... San Bernardino Valley College also claimed the Foothills Conference title with a 13-1 mark ... averaged 18.9 points, 6.5 rebounds, 5.1 assists and 2.2 steals, earning 2005 Foothill Conference and Southern California Player of the Year honors ... shot 50 percent from the field, 39 percent from beyond the arc and 80 percent from the line ... had a 133-39 assist to turnover ratio ... junior college coach was Phil Mathews ... played at Garden City (Kan.) Community College during the 2003-04 campaign ... garnered All-State and All-Conference honors as a junior and senior at North High School in Minneapolis, directing his prep team to the state title ... high school coach was Brett McNeal ... also played football in high school ... B honor roll student for three years in a row as a prep.

PERSONAL: Full name is Kevin Henderson ... nickname is "Smoke" ... mother is Donnie Henderson ... has one brother and one sister ... born 5/28/85 (Hennepin, Minn.) ... sociology major.



Junior Kevin Henderson is pictured in front of Old Main.

Getting to Know Kevin Henderson

The word that best describes coach Sadler is ... _____ Cool
 If I won a million dollars today, the first thing I would buy is _____ A car/house
 The teammate who would be voted off "Survivor" first is _____ Stefan Jackson
 My role model growing up was _____ Myself
 The person who is most responsible for who I am today is _____ My aunt
 Ten years from now, I hope to be _____ In the NBA
 My favorite movie is _____ *Friday After Next*
 My favorite musical artist or group is _____ The Young Hot Boys of Cash Money
 My favorite food is _____ Pizza
 The thing I like best about UTEP is _____ It's cool
 Sport I would play if I didn't play basketball _____ Football
 If a movie was made about my life, I would be played by _____ Kevin Henderson
 The player on this year's team who will surprise a lot of people is _____ The newcomers
 The word that describes me is _____ Laid-back
 If I could bring anything from my hometown to El Paso, it would be _____ A car
 The funniest players on the team are _____ Kelvin Davis and Maurice Thomas

2005-06 Miners



#23

VERNON CARR


Sophomore - Guard - 6'4" - 200
Detroit, Mich. (Radford)

SUMMER 2005: Scored 11 points and dished out seven assists on UTEP's three-game foreign tour.

FRESHMAN (2004-05): Played in 12 games ... saw action in the WAC Tournament against Boise State and Hawaii ... season-high eight points (1-for-1 FGs, 1-for-1 3FGs, 5-for-6 FTs) versus Tulsa ... started versus IPFW ... had three points and two rebounds against Jackson State ... played 11 minutes in his first collegiate game against Delaware State ... had two rebounds and one assist.

PRIOR TO UTEP: Averaged 19 points, six rebounds, five assists and 1.5 steals his senior year at Detroit Redford High School ... shot 85 percent from the line ... named an All-State, All-City and Dream Team All-Metro player as part of a 22-3 squad ... team MVP who led Redford to the Final Four of the state playoffs ... named the outstanding player at two of three tournaments ... averaged 15 points, five rebounds and four assists as a junior ... earned All-City, third team All-League and honorable mention All-State recognition after helping Redford to the city championship ... averaged eight points, three rebounds and three assists his sophomore season ... high school coach was Derrick McDowell ... also played tennis and volleyball as a prep ... member of the National Honor Society ... honor roll student who graduated cum laude from Redford High ... father, Vernon Carr Sr., lettered in basketball at Michigan State University in 1986 and 1987, and also played for the Sacramento Kings in the National Basketball Association.

PERSONAL: Full name is Vernon Albert Carr ... nickname is "V.C." ... parents are Vernon, Sr. and Pat Carr ... has one sister (Charisse Carr) ... born 12/20/85 (Detroit, Mich.)... sociology major.



Personal Bests

Field Goals _____ 1, three times, last vs. Tulsa (1-8-05)
 Field Goal Attempts _____ 3, two times, last vs. Louisiana Tech (2-25-05)
 Three-Point Field Goals _____ 1, two times, last vs. Tulsa (1-8-05)
 Three-Point Field Goal Attempts _____ 3, vs. Jackson State (11-23-04)
 Free Throws _____ 5, vs. Tulsa (1-8-05)
 Free Throw Attempts _____ 6, vs. Tulsa (1-8-05)
 Rebounds _____ 2, two times, last vs. Jackson State (11-23-04)
 Assists _____ 1, four times, last vs. Hawaii (3-10-05)
 Blocks _____ N/A
 Steals _____ 1, two times, last vs. IPFW (11-30-04)
 Points _____ 8, vs. Tulsa (1-8-05)
 Minutes _____ 19, vs. IPFW (11-30-04)

Career Statistics

YEAR	G-GS	FG-FGA	PCT	3P-3PA	PCT	FT-FTA	PCT	REB	AVG	PF-D	A	TO	BS	ST	TP	AVG	MIN
2004-05	12-1	3-14	21.4	2-9	22.2	5-9	55.6	6	0.5	5-0	4	9	0	2	13	1.1	7.2
TOTALS	12-1	3-14	21.4	2-9	22.2	5-9	55.6	6	0.5	5-0	4	9	0	2	13	1.1	7.2

2005-06 Miners



2004-05 Game-By-Game

Opponent	FG	Pct	3FG	Pct	FT	Pct	O-D-R	PF	A	TO	B	S	PTS	MIN
N. 21 Delaware State _j	0-0	00.0	0-0	00.0	0-0	00.0	0-2-2	1	1	0	0	0	0	11
N. 23 Jackson State _j	1-3	33.3	1-3	33.3	0-0	00.0	0-2-2	1	0	1	0	1	3	13
N. 26 vs. Arizona State _j	0-2	00.0	0-1	00.0	0-1	00.0	0-0-0	2	0	0	0	0	0	6
N. 27 vs. Southern Illinois _j	1-2	50.0	0-0	00.0	0-0	00.0	0-0-0	0	0	1	0	0	2	6
N. 30 IPFW _j	0-1	00.0	0-1	00.0	0-2	00.0	1-0-1	1	1	2	0	1	0	19
D. 4 Texas Tech	0-0	00.0	0-0	00.0	0-0	00.0	0-1-1	0	1	3	0	0	0	13
J. 6 Rice*	0-1	00.0	0-0	00.0	0-0	00.0	0-0-0	0	0	0	0	0	0	1
J. 8 Tulsa*	1-1	100.0	1-1	100.0	5-6	83.3	0-0-0	0	0	1	0	0	8	6
F. 25 Louisiana Tech*	0-3	00.0	0-2	00.0	0-0	00.0	0-0-0	0	0	1	0	0	0	7
F. 27 SMU*	0-0	00.0	0-0	00.0	0-0	00.0	0-0-0	0	0	0	0	0	0	1
M. 10 vs. Hawaii%	0-0	00.0	0-0	00.0	0-0	00.0	0-0-0	0	1	0	0	0	0	2
M. 12 vs. Boise State%	0-1	00.0	0-1	00.0	0-0	00.0	0-0-0	0	0	0	0	0	0	1

* denotes starter

* WAC game

j Las Vegas Holiday Invitational

% WAC Tournament (Reno, Nev.)



Getting to Know Vernon Carr

The player on the team who I am closest to is ...	Everyone
The word that best describes coach Sadler is ...	Hard worker
If I won a million dollars today, the first thing I would buy is	A house for my mother
The teammate who would win the million dollars on "Survivor" is	Jason Williams
The teammate who would be voted off the island first is	Darren Clarke
My role model growing up was	Leon Fuller (my grandfather)
My favorite NBA team is	The Pistons
An interesting fact that few people know about me is	I lived in Germany
The person who is most responsible for who I am today is	Pat Carr (my mother)
Ten years from now, I hope to be	Living and successful
My favorite movie is	Friday and Friday After Next
My favorite musical artist or group is	Barry White
My favorite food is	Lasagna
The thing I like best about UTEP is	The fans
Sport I would play if I didn't play basketball	Football
My pregame superstition or ritual is	Listening to jazz
If a movie was made about my life, I would be played by	Denzel Washington
The player on this year's team who will surprise a lot of people is	Kelvin Davis
If I chose a profession outside of basketball, it would be	Physical therapist
The word that describes me is	Quiet
If I had to give up all of my possessions but one, I would keep	My bible
If I could bring anything from my hometown to El Paso, it would be	My mother and sister
The funniest player on the team is	Kelvin Davis
If I could add one team to the schedule, it would be	Detroit
A friend from another college basketball team is	Joe Crawford (Kentucky)

2005-06 Miners



#3

KELVIN DAVIS

Sophomore - Guard - 6'4" - 200
Waterbury, Conn. (Sacred Heart)

SUMMER 2005: Averaged 9.0 points and 4.3 rebounds in three games on the Canary Islands ... collected seven assists and five steals versus foreign competition.

FRESHMAN (2004-05): Averaged 6.2 minutes per game while appearing in 24 games ... scored 43 points (1.8 ppg), grabbed 18 rebounds (0.8 rpg), tallied 16 assists and 12 steals ... second on the team with five dunks ... scored five points in the Miners' first two games of the season (Delaware State and Jackson State) ... made his first career start on Dec. 12 against Oklahoma Panhandle State ... had six points, two assists and two steals in 23 minutes ... career-high nine points on 3-of-7 shooting, including two three-pointers, against Occidental College ... set career-highs in assists (three) and minutes (25) versus Alabama State ... career-best four rebounds against Alabama State and Rice ... tied his career-high with nine points (3-of-3 from behind the arc) and one block against Tulsa.

PRIOR TO UTEP: Played at Sacred Heart (Conn.) High School for four years before attending Laurinburg Institute in North Carolina for one year ... three-time All-State, All-League and All-City player at Sacred Heart ... also a three-time team MVP ... averaged 29 points, nine rebounds, six assists, six steals and three blocks as a senior ... averaged 24 points, nine boards, five assists, four steals and four blocks as a junior ... sophomore averages were 15 points, eight rebounds, five assists, five steals and three blocks ... personal bests as a prep were 40 points, 12 boards and 10 assists ... high school coach was Bill Martin ... a first team All-New England pick by *Hoop Scoop* in 2003, and second team in 2002 ... chosen to the All-Tournament team at the 2003 adidas Big Time Tournament in Las Vegas, Nev., as a member of the Connecticut Select squad ... named one of the top 70 players at the 2002 ABCD Camp in Hackensack, N.J. ... McDonald's All-American nominee as a senior ... honor roll student as a prep.

PERSONAL: Full name is Kelvin L. Davis ... nickname is "Boo Boo" ... has two brothers (Germaine Wallace, Glyn Wallace) and a sister (Kim Wallace) ... born 3/15/84 (Waterbury, Conn.)... sociology major.



Personal Bests

Field Goals	_____	3, three times, last vs. Tulsa (1-8-05)
Field Goal Attempts	_____	9, vs. Oklahoma Panhandle State (12-12-04)
Three-Point Field Goals	_____	3, vs. Tulsa (1-8-05)
Three-Point Field Goal Attempts	_____	5, vs. Oklahoma Panhandle State (12-12-04)
Free Throws	_____	3, vs. Jackson State (11-23-04)
Free Throw Attempts	_____	4, vs. Jackson State (11-23-04)
Rebounds	_____	4, two times, last vs. Rice (1-6-05)
Assists	_____	3, vs. Alabama State (12-27-04)
Blocks	_____	1, three times, last at Fresno State (1-15-05)
Steals	_____	3, vs. Alabama State (12-27-04)
Points	_____	9, two times, last vs. Tulsa (1-8-05)
Minutes	_____	25, vs. Alabama State (12-27-04)

Career Statistics

YEAR	G-GS	FG-FGA	PCT	3P-3PA	PCT	FT-FTA	PCT	REB	AVG	PF-D	A	TO	BS	ST	TP	AVG	MIN
2004-05	24-1	15-42	35.7	7-22	31.8	6-10	60.0	18	0.8	20-1	16	10	3	12	43	1.8	6.2
TOTALS	24-1	15-42	35.7	7-22	31.8	6-10	60.0	18	0.8	20-1	16	10	3	12	43	1.8	6.2

2005-06 Miners



2004-05 Game-By-Game

Opponent	FG	Pct	3FG	Pct	FT	Pct	O-D-R	PF	A	TO	B	S	PTS	MIN	
N. 21 Delaware State	1-2	50.0	0-0	00.0	0-0	00.0	0-0-0	2	1	1	0	0	2	7	
N. 23 Jackson State	0-3	00.0	0-2	00.0	3-4	75.0	0-2-2	0	2	1	0	0	3	6	
N. 27 vs. Southern Illinois	0-0	00.0	0-0	00.0	0-0	00.0	0-0-0	1	0	2	0	0	0	2	
N. 30 IPFW	0-0	00.0	0-0	00.0	0-2	00.0	0-0-0	1	1	0	0	0	0	9	
D. 4 Texas Tech	0-0	00.0	0-0	00.0	0-0	00.0	0-0-0	1	0	0	0	1	0	4	
D. 12 Okla. Panhandle State	*3-9	33.3	0-5	00.0	0-0	00.0	0-1-1	2	2	0	1	2	6	23	
D. 15 at New Mexico State	0-0	00.0	0-0	00.0	0-0	00.0	0-0-0	0	0	1	0	0	0	4	
D. 18 New Mexico State	1-1	100.0	1-1	100.0	0-0	00.0	0-0-0	0	1	0	0	0	3	2	
D. 21 Occidental College	3-7	42.9	2-4	50.0	1-2	33.3	0-1-1	1	2	0	0	2	9	15	
D. 27 Alabama State	v	2-6	33.3	1-2	50.0	0-0	00.0	1-3-4	2	3	3	0	3	5	25
D. 28 Princeton	v	1-1	100.0	0-0	00.0	0-0	00.0	0-0-0	0	0	0	0	1	2	4
J. 6 Rice	*	0-3	00.0	0-2	00.0	2-2	100.0	1-3-4	1	1	0	0	1	2	8
J. 8 Tulsa	*	3-3	100.0	3-3	100.0	0-0	00.0	0-0-0	5	0	1	1	0	9	10
J. 13 at Nevada	*	0-0	00.0	0-0	00.0	0-0	00.0	0-0-0	0	0	0	0	0	0	1
J. 15 at Fresno State	*	0-3	00.0	0-2	00.0	0-0	00.0	0-1-1	1	2	0	1	1	0	11
J. 29 at Louisiana Tech	*	0-0	00.0	0-0	00.0	0-0	00.0	0-1-1	0	0	0	0	0	0	1
F. 3 at Tulsa	*	0-0	00.0	0-0	00.0	0-0	00.0	1-1-2	0	0	1	0	0	0	3
F. 5 at Rice	*	1-4	25.0	0-1	00.0	0-0	00.0	0-0-0	2	0	0	0	1	2	8
F. 10 Fresno State	*	0-0	00.0	0-0	00.0	0-0	00.0	0-1-1	0	0	0	0	0	0	2
F. 21 at Hawaii	*	0-0	00.0	0-0	00.0	0-0	00.0	0-0-0	0	0	0	0	0	0+	
F. 25 Louisiana Tech	*	0-0	00.0	0-0	00.0	0-0	00.0	0-1-1	0	0	0	0	0	0	1
M. 5 Boise State	*	0-0	00.0	0-0	00.0	0-0	00.0	0-0-0	0	1	0	0	0	0+	
M. 10 vs. Hawaii	%	0-0	00.0	0-0	00.0	0-0	00.0	0-0-0	0	0	0	0	0	0	2
M. 12 vs. Boise State	%	0-0	00.0	0-0	00.0	0-0	00.0	0-0-0	0	0	0	0	0	0	1

* denotes starter

* WAC game

j Las Vegas Holiday Invitational

v State Farm Sun Bowl Basketball Tournament (El Paso, Texas)

% WAC Tournament (Reno, Nev.)



Getting to Know Kelvin Davis

If I won a million dollars today, the first thing I would buy is _____ A house for my mother
 The teammate who would win the million dollars on "Survivor" is _____ Brent Murphy
 My role model growing up was _____ My mother
 My favorite NBA team is _____ The Bulls
 An interesting fact that few people know about me is _____ I'm left-handed
 The person who is most responsible for who I am today is _____ My mother
 My favorite movie is _____ *Above the Rim*
 My favorite musical artist or group is _____ Judakiss/Jay-Z
 My favorite food is _____ Pasta
 Sport I would play if I didn't play basketball _____ Football
 My pregame superstition or ritual is _____ Listening to music
 If a movie was made about my life, I would be played by _____ Mike Epps/Kevin Hart
 The player on this year's team who will surprise a lot of people is _____ Myself
 If I chose a profession outside of basketball, it would be _____ Designing clothes
 If I could bring anything from my hometown to El Paso, it would be _____ The whole town
 The funniest player on the team is _____ Myself
 If I could add one team to the schedule, it would be _____ Kentucky
 A friend from another college basketball team is _____ Jon Lucky (Rhode Island)

2005-06 Miners



#12

STEFON JACKSON


Freshman - Guard - 6'3" - 170
Philadelphia, Pa. (King/Lutheran Christian Academy)

PRIOR TO UTEP: Third team all-prep school pick last year at Lutheran Christian Academy ... averaged 19 points, six boards and five assists while shooting 52 percent from the field, 33 percent from three-point distance and 78 percent from the line ... All-State and All-Area player ... earned All-Tournament honors at the Prezite Prep Star Classic in Ontario, Canada ... teammate of UTEP signee Maurice Thomas at Lutheran Christian Academy ... the duo helped Lutheran Christian to a 35-3 record and No. 5 national ranking this past season ... averaged 35 points during the summer of 2004 at the Big Time Tournament in Las Vegas ... chosen MVP of the Five-Star Camp and Rick Barry's Adidas All-Star Game, and also named to the All-Tournament Team at the Fall Jam Fest in 2004 ... averaged 24 points, six rebounds and four assists at Lutheran Christian during the 2003-04 season, shooting 51 percent from the floor, 31 percent from beyond the arc and 80 percent from the charity stripe ... coached by Darryl Schofield at Lutheran Christian ... honor roll student at Lutheran Christian ... averaged 18 points during the 2002-03 campaign at King High School in Philadelphia ... helped King to a 25-5 record, earning first team All-City and All-Public League honors.

PERSONAL: Full name is Stefon Jackson ... nickname is "D.J." (for "draining jumpers") ... parents are Craig Keys and Lois Jackson ... has two brothers and one sister ... born 5/7/85 (Philadelphia, Pa.) ... undecided major.

Getting to Know Stefon Jackson

The player on the team who I am closest to is ... Everyone equal
 The word that best describes coach Sadler is ... Motivator
 If I won a million dollars today, the first thing I would buy is A house
 The teammate who would win the million dollars on "Survivor" is Riley Lambert
 The teammate who would be voted off the island first is Jason Williams
 My role model growing up was My grandmom
 My favorite NBA team is The Lakers
 An interesting fact that few people know about me is I'm the best player ever
 The person who is most responsible for who I am today is My grandmom
 Ten years from now, I hope to be In the NBA
 My favorite movie is *The Five Heartbeats*
 My favorite musical artist or group is Geezy
 My favorite food is Candy yams
 Sport I would play if I didn't play basketball Football
 My pregame superstition or ritual is Prayer
 If a movie was made about my life, I would be played by Jay-Z
 The player on this year's team who will surprise a lot of people is Me
 If I chose a profession outside of basketball, it would be A coach
 The word that describes me is Motivation
 If I had to give up all of my possessions but one, I would keep My family
 If I could bring anything from my hometown to El Paso, it would be My family
 The funniest player on the team is Vernon Carr
 If I could add one team to the schedule, it would be Temple
 A friend from another college basketball team is Deonta Christmas



Freshman Stefon Jackson is pictured in front of the Undergraduate Learning Center (UGLC).

2005-06 Miners



#33

RILEY LAMBERT

Freshman - Guard - 5'11" - 180
Merkel, Texas (Merkel)

PRIOR TO UTEP: First team All-State honoree as a senior at Merkel High School, averaging 18 points, five rebounds, nine assists and four steals ... other senior honors included district MVP and first team All-Region ... participated in the TABC All-Star Game and the Oil Bowl All-Star Game ... high school game highs were 35 points, 10 assists and 10 thefts ... junior averages were 16 points, five rebounds, seven assists and four steals ... district MVP and second team All-Region choice as a junior ... played at Henrietta High School in ninth and 10th grade ... district defensive MVP and second team All-Region pick as a sophomore, averaging 20 points, four rebounds, six assists and four steals ... appointed district newcomer of the year as a freshman ... coached by Ed Henley and Jeff Faubion in high school ... an all-around athlete who also participated in football, baseball, track and tennis as a prep ... member of the National Honor Society.

PERSONAL: Full name is Riley Cole Lambert ... parents are Cody and Leanne Lambert ... father participated in the pro rodeo circuit ... hobbies include fishing, hunting and roping ... born 10/22/86 (Bedford, Texas)...undecided major.



Freshman Riley Lambert is pictured in front of the Geological Sciences Building.

Getting to Know Riley Lambert

- The player on the team who I am closest to is _____ Brent Murphy
- The word that best describes coach Sadler is _____ Character
- If I won a million dollars today, the first thing I would buy is _____ Shoes
- The teammate who would win the million dollars on "Survivor" is _____ Edgar Moreno
- The teammate who would be voted off the island first is _____ Kevin Henderson
- My role model growing up was _____ Larry Bird
- My favorite NBA team is _____ The Nets
- The people who are most responsible for who I am today are _____ My parents
- Ten years from now, I hope to be _____ A UTEP graduate;
playing pro ball; married
- My favorite movie is _____ Hoosiers
- My favorite musical artist or group is _____ Garth Brooks
- My favorite food is _____ Chicken fried steak
- The thing I like best about UTEP is _____ The Haskins Center
- Sport I would play if I didn't play basketball _____ Football
- My pregame superstition or ritual is _____ Praying
- If a movie was made about my life, I would be played by _____ Matt Damon
- The player on this year's team who will surprise a lot of people is _____ Stefon Jackson
- The word that describes me is _____ Grit
- If I had to give up all of my possessions but one, I would keep _____ My truck
- If I could bring anything from my hometown to El Paso, it would be _____ My parents
- The funniest player on the team is _____ Miguel Ayala
- If I could add one team to the schedule, it would be _____ Duke
- A friend from another college basketball team is _____ Cameron Holson (Abilene Christian)

2005-06 Miners



#31

MAURICE THOMAS

Freshman - Forward - 6'8" - 210
Philadelphia, Pa. (Olney/Lutheran Christian Academy)

PRIOR TO UTEP: Listed as the 22nd-best fifth year player in the country by *Hoop Scoop* ... also rated a national top-150 prospect by *Rivals.com* ... teammate of UTEP signee Stefon Jackson at Lutheran Christian Academy ... the duo helped Lutheran Christian to a 35-3 record and No. 5 national ranking this past season ... averaged 22 points and 11 rebounds in 2004-05 ... earned team MVP honors, as well as an All-Area selection ... scored a season-high 34 points versus Milford Academy ... chosen MVP of the Farrero Classic in Pittsburgh, and earned All-Tournament honors at the Prezite Prep Star Classic in Ontario, Canada ... coached by Darryl Schofield at Lutheran Christian ... honor roll student at Lutheran Christian ... previously played at Olney High School in his hometown of Philadelphia, averaging 12.6 points and eight boards as a senior ... honorable mention All-Public League player by *The Philadelphia Daily News* ... member of the New Jersey All-Stars and Philly USA Ballers AAU teams.

PERSONAL: Full name is Maurice Thomas ... nickname is "Greese" ... parents are Jerry Thomas, Sr. and Theatis Butler ... has two brothers and two sisters ... born 9/21/85 (Philadelphia, Pa.) ... undecided major.



Freshman Maurice Thomas is pictured in front of the Student Services Building.

Getting to Know Maurice Thomas

The player on the team who I am closest to is _____ Stefon Jackson
 The word that best describes coach Sadler is _____ Love
 If I won a million dollars today, the first thing I would buy is _____ Steak
 My role model growing up was _____ My dad
 My favorite NBA team is _____ The 76ers
 An interesting fact that few people know about me is _____ I've got a lot of jokes
 The person who is most responsible for who I am today is _____ My mom
 Ten years from now, I hope to be _____ Rich with a love life
 My favorite movie is _____ *White Chicks*
 My favorite musical artist or group is _____ Judakiss
 The thing I like best about UTEP is _____ Everybody shows love
 Sport I would play if I didn't play basketball _____ Baseball
 The player on this year's team who will surprise a lot of people is _____ Stefon Jackson
 The word that describes me is _____ Funny
 If I could bring anything from my hometown to El Paso, it would be _____ Music
 The funniest player on the team is _____ Kelvin Davis
 If I could add one team to the schedule, it would be _____ Duke
 A friend from another college basketball team is _____ Paul Graham (Florida Atlantic)