



# 2018 CHATTANOOGA MOCS SEASON RECAP

**6-5, 4-4 SOCON • TIED FOR FOURTH**

## CHATTANOOGA MOCS (6-5, 4-4 SOCON)

## MOCS IMPROVE THREE GAMES IN 2018

Date	Opponent	Time/Result	Watch
Aug. 30	... TENNESSEE TECH.....	W, 34-10.....	ESPN3
Sept. 8	....at The Citadel* .....	W, 29-28 (OT) .....	ESPN+
Sept. 15	..at UT Martin .....	W, 34-24.....	ESPN+
Sept. 22	..No. 17 SAMFORD* .....	W, 27-20.....	ESPN+
Sept. 29	..at ETSU* .....	L, 14-17.....	ESPN+
Oct. 6	....No. 6/7 WOFFORD* .....	L, 10-21.....	ESPN+
Oct. 13	....at Western Carolina* .....	W, 26-6.....	ESPN+
Oct. 20	... OPEN .....		
Oct. 27	... VMI* <sup>PHC</sup> .....	W, 34-27.....	ESPN+
Nov. 3	....at Furman* .....	L, 10-16.....	ESPN3
Nov. 10	...MERCER* .....	L, 9-13.....	ESPN+
Nov. 17	...at South Carolina .....	L, 9-49.....	SECNA

### SEASON NOTES

- Tom Arth resigned as head coach on Dec. 14 to take the same position at the University of Akron.
- Former Moc and former UTC assistant coach Rusty Wright was named head coach of the Mocs on Dec. 19.
- UTC was second in the SoCon and No. 14 in the FCS in scoring defense (21.0).
- Senior DL Isaiah Mack finished 17th in the voting for the Buck Buchanan Award, was the SoCon Defensive Player of the Year and a consensus All-American.
- Sophomore WR Bryce Nunnally was sixth in the nation with 112.5 receiving yards per game.
- DL Devonnsa Maxwell earned multiple Freshman All-American honors after posting 5.5 sacks.

### BROADCAST INFORMATION

**Radio:** All Mocs football games are broadcast on Real 96.1 FM. The Mocs Radio Network personalities consist of Jim Reynolds (play-by-play), Todd Agne (color analyst) and Will Poindexter (sideline).

**Internet:** Free live audio and live stats for all games on GoMocs.com. Links are available on the football schedule page on GoMocs.com.

**Television:** All UTC home games, and all Southern Conference contests, broadcast on the ESPN family of networks. All 11 games in 2018 were shown on ESPN+, ESPN3 or the SEC Network.

### CHATTANOOGA MEDIA RELATIONS

Dr. Jay Blackman (Sr. Associate AD) .....	(423) 425-5292
Cell .....	(423) 598-6953
Email .....	Jay-Blackman@utc.edu
Jim Horten (Director) .....	(423) 425-2350
Cell/Email .....	(423) 645-8733/james-horten@utc.edu
Anne Wehunt (Assistant Director) .....	(423) 425-4618
Cell/Email .....	(423) 933-5764/anne-wehunt@utc.edu
Corey Belonzi (Assistant) .....	(423) 425-2116
Cell/Email .....	(724) 674-4871/corey-belonzi@utc.edu
Media Relations Fax .....	(423) 425-1710
Finley Stadium Press Box .....	(423) 757-9332

### CONTENTS

Notes .....	1-9	Records .....	9
History/Coaches Contact .....	2	Roster .....	10-11
Opponent Info .....	3	Depth Chart .....	12-13
SoCon Info .....	4	Arth/Coaches .....	14
NCAA/SoCon Stats Rank .....	5	Career-Highs .....	15
Rankings .....	6	Players .....	16-27
UTC/Athletics Staff .....	7	Stats .....	28-37
DYK/Finley Attend .....	8	Box Scores .....	38-39

The University of Tennessee at Chattanooga football team posted a three-game improvement from 2017's 3-8 campaign to this year's 6-5 mark. The Mocs were 4-4 in Southern Conference action, tying for fourth in the league standings.

Chattanooga actually jumped out to a 4-0 start under second-year head coach Tom Arth. It was the second time in the last three seasons, and just the sixth time in school history UTC started a season 4-0.

The Mocs battled their way back in the top 25. Heading into the ETSU game in Week 5, Chattanooga checked at No. 24 in the AFCA FCS Coaches Poll and No. 20 in the STATS FCS Top 25.

Chattanooga was impressive on defense throughout the 2018 campaign. UTC finished second in the Southern Conference and No. 14 in the Football Championship subdivision in scoring defense, allowing 21.0 points per game. The Mocs were also third in the SoCon in total defense at 362.7 yards allowed per contest.

Senior defensive lineman Isaiah Mack capped off an outstanding career with the coaches and media SoCon Defensive Player of the Year Award. He was a finalist for the 2018 Buck Buchanan Award, posting 8.5 sacks, 11.5 TFLs and two forced fumbles on the year. He finished 17th in the voting for the national honor. He also earned seven All-American honors.

Sophomore receiver Bryce Nunnally was also outstanding in 2018. A first team All-SoCon pick, he was second in the SoCon and sixth in the nation with 112.5 receiving yards per game. He was also eighth in the nation with 7.2 receptions per game and his 1,237 receiving yards is No. 2 on the Mocs single-season receiving yards list.

Junior quarterback Nick Tiano put up some impressive passing numbers. He was 19th in the FCS in completion percentage (61.6%) and 16th in completions per game (21.2). He was 20th in the nation with 246.4 passing yards per game and 23rd in total offense (268.1).

Defensive lineman Devonnsa Maxwell earned multiple Freshman All-American honors. He played in nine games with five starts, including each of the last three. He posted 32 tackles and was second on the team with 6.5 for loss and 5.5 sacks. His sack total was second on UTC's all-time freshman list, trailing Joshua Williams 7.0 in 2009.

On Dec. 14, head coach Tom Arth stepped down to take the same position at the University of Akron. Five days later, former Moc Rusty Wright was named the head coach at his alma mater.

Wright played at UTC from 1992-95 and had two different stints as an assistant coach with the Mocs. His most recent time in Chattanooga was on Russ Huesman's staff from 2013-16. He spent the previous two seasons as an assistant at Georgia State.

### IT'S ALL IN THE NAME

On first reference, it is acceptable to refer to us as the "University of Tennessee at Chattanooga." After that, we prefer to be called "Chattanooga" or "UTC." Our nickname is "Mocs".

**FOOTBALL INFORMATION**

2017 Record .....	3-8
2017 Southern Conference Record/Finish .....	3-5/T6th
2017 Home/Road Record .....	1-4/2-4
Base Offensive Alignment .....	multiple
Base Defensive Alignment .....	multiple
Lettermen Returning/Lost .....	37/29
Starters Returning/Lost .....	16/9
Offensive Returning/Lost (Starters) .....	18/13 (7/4)
Offensive Linemen Returning/Lost (Starters) .....	6/3 (4/1)
Defensive Returning/Lost (Starters) .....	16/15 (7/4)
Defensive Linemen Returning/Lost (Starters) .....	5/3 (2/1)
Specialists Returning/Lost (Starters) .....	3/1 (2/1)

**FOOTBALL HISTORY**

Seasons .....	111th
All-Time Record .....	539-532-35 (.503)
Record at Finley Stadium .....	61-58 (.513)
SoCon Titles ...7 (1977t, 1978t, 1979, 1984, 2013t, 2014, 2015t)	
NCAA Playoff Appearances ....	4 (1984, 2014, 2015, 2016)

**FOOTBALL STAFF**

<b>Head Coach.....</b>	<b>Tom Arth</b>
Alma Mater .....	John Carroll '03
Record @ UTC .....	9-13 (2nd year)
Career Record .....	49-21 (6th year)
Office Phone .....	(423) 425-4494
<b>Off. Coord...Justin Rascati (2nd Year) - James Madison '05</b>	
Email .....	justin-rascati@utc.edu
<b>Def. Coord ... Matt Feeney (2nd Year) - John Carroll '14</b>	
Email .....	matthew-feeney@utc.edu
<b>Receivers....Greg Harbaugh, Jr. (1st Year) - Averett '09</b>	
Email .....	greg-harbaugh@utc.edu
<b>OT/TE .....</b>	<b>Chris Cook (2nd Year) - Chattanooga '09</b>
Email .....	Christopher-Cook01@utc.edu
<b>Offensive Line...Nick Hennessey (2nd Year) - Colgate '09</b>	
Email .....	nicholas-hennessey@utc.edu
<b>RBs/Spec. Tms ... Chris Hurd (2nd Year) - North Texas '04</b>	
Email .....	christopher-hurd@utc.edu
<b>Linebackers... Oscar Rodriguez (1st Year) - Fort Hays State '05</b>	
Email .....	oscar-rodriguez@utc.edu
<b>Defensive Line .... Davern Williams (1st Year) - Troy '03</b>	
Email .....	christopher-hurd@utc.edu
<b>Cornerbacks...Jeremiah Wilson (1st Year) - Huntingdon '09</b>	
Email .....	jeremiah-wilson@utc.edu
<b>Outside LBs .... Steve Donatell (1st Year) - Wake Forest '16</b>	
Email .....	steven-donatell@utc.edu

**FOOTBALL SUPPORT STAFF**

Football Operations .....	Kadeem Wise
Phone .....	(423) 425-4494
Email .....	kadeem-wise@utc.edu
Player Personnel .....	Scott Aligo
Phone .....	(423) 425-4494
Email .....	scott-aligo@utc.edu
Athletic Performance .....	Chad Pearson
Phone .....	(423) 425-5293
Email .....	chad-pearson@utc.edu
Head Football Athletic Trainer .....	Wes Sohns
Phone .....	(423) 425-4275
Email .....	wesley-sohns@utc.edu
Football Operations Assistant.....	Claire Crosby
Phone .....	(423) 425-4494
Email .....	claire-crosby@utc.edu

**POSTSEASON RECOGNITION****ALL-AMERICAN**

Isaiah Mack	AFCA FCS All-American
	Associated Press FCS All-American
	First Team
	Athlon Sports FCS All-American
	HeroSports.com FCS All-American
	First Team
	Phil Steele FCS All-American
	First Team
	STATS FCS All-American
	First Team
	Walter Camp FCS All-American

**SOPHOMORE ALL-AMERICAN**

Bryce Nunnally	HeroSports.com Sophomore All-American
	First Team

**FRESHMAN ALL-AMERICAN**

Devonsha Maxwell	Phil Steele Freshman All-American
	First Team
	HeroSports.com Freshman All-American
	Honorable Mention

**COACHES ALL-SOUTHERN CONFERENCE TEAM****Defensive Player of the Year – Isaiah Mack, Sr., DL****First Team Offense**

WR - Bryce Nunnally, So.

**First Team Defense**DL - Isaiah Mack, Sr.  
DB - Brandon Dowdell, So.  
DB - Kareem Orr, Sr.**Second Team Offense**OL - Noah Ramsey, So.  
OL - Cole Strange, So.**Second Team Defense**DL - Derek Mahaffey, Sr.  
LB - Marshall Cooper, Jr.**All-Freshman**

Devonsha Maxwell, DL

**MEDIA ALL-SOUTHERN CONFERENCE TEAM****Defensive Player of the Year - Isaiah Mack, Sr., DL****First Team Defense**DL - Isaiah Mack, Sr.  
DB - Kareem Orr, Sr.**First Team Offense**

WR - Bryce Nunnally, So.

**Second Team Defense**DB - Brandon Dowdell, So.  
DL - Derek Mahaffey, Sr.  
LB - Marshall Cooper, Jr.**Second Team Offense**

RB - Tyrell Price - RB

**GOOGLE CLOUD COSIDA ACADEMIC ALL-DISTRICT**DB - Rashun Freeman, So.  
WR - Bryce Nunnally, So.**DORIS ROBINSON SCHOLAR-ATHLETE AWARD FINALIST**

RB - Alex Trotter, Sr.

**ALLSTATE GOOD WORKS TEAM NOMINEE**

RB - Alex Trotter, Sr.

**ACADEMIC ALL-SOCON**P - Colin Brewer, Jr.  
LB - Marshall Cooper, Jr.  
DB - Rashun Freeman, So.  
LB - Jerrell Lawson, So.  
LS - Jared Nash, Jr.  
WR - Bryce Nunnally, So.  
LB - Hawk Schriber, Jr.  
RB - Jonathan Stovall, So.  
OL - Cole Strange, So.  
RB - Alex Trotter, Sr.**NFLPA COLLEGIATE BOWL**

Isaiah Mack

**SEASON NO. 111**

The 2018 campaign was season No. 111 for the Chattanooga Mocs football program. The University of Chattanooga was founded in 1886 and football began play in 1904. No teams were fielded in 1917 and 1918 due to World War I. There was also a two-year hiatus from football action during World War II in 1943 and 1944. The Mocs have an all-time record of 539-532-35 (.503) and have won 13 conference titles.

**QUICK NOTES TO KNOW ABOUT THE MOCS**

**General**

- Tom Arth wrapped up his second season at Chattanooga ... 9-13 at UTC ... 7-9 in SoCon action ... came to the Scenic City from John Carroll University where he was the NCAA Division III National Coach of the Year in 2016 ... 40-8 record the previous four years at JCU ... resigned on Dec. 14 to take the same position at the University of Akron.
- Former Moc and former UTC assistant coach Rusty Wright was hired on Dec. 19 as the new head coach.
- Mocs are 61-58 all-time at Finley Stadium ... 41-45 in SoCon home games.
- The Mocs are fourth in the league and No. 36 in the FCS in home attendance with an 8,752 average over five games.
- Chattanooga has lost three in a row for just the third time since 2011.
- UTC posted its seventh winning season since 2009 ... 30th in the 111 years of football.
- Finished .500 or better in SoCon play for the 23rd time since joining the league in 1977.
- +6 in the turnover margin ... led the SoCon and No. 21 in the FCS.
- Time of possession was 30:29 ... fifth in the SoCon and No. 50 in the FCS.
- Mocs were eighth in the league in penalties (6.4) and seventh in penalty yards (55.8) per game.

**Offense**

- Ninth in the league and 91st in the FCS in total offense (344.9) ... 8th/112th in rushing (98.4) and 4th/36th in passing (246.5).
- 9th/98th in scoring offense (21.5 ppg).
- Sixth in the league and 46th in the FCS in team pass efficiency (132.61).
- Sixth in the SoCon and 42nd in the FCS on third down (58/149 - 38.9%).
- Eighth in the SoCon and No. 74 in the FCS on fourth down (7/16 - 43.8%).
- UTC had eight runs of 20+ yards ... full list on page 37 of the notes ... only had three such runs of 20+ yards all of last year.
- Mocs had 15 passing plays of 30+ yards ... only had five all of 2017 ... full list on page 37 of the .pdf of the notes.
- UTC's offensive line gave up 17 sacks in 2018 ... third in the SoCon and 33rd in the FCS ... big improvement from pervious season when they were last in the SoCon and 109th in the FCS, allowing over three per game.

<b>MOCS IN THE STATS RANKINGS</b>				
	<b>TEAM Avg/Game</b>	<b>SoCon*</b>	<b>NCAA**</b>	
Total Offense	344.9	9th	91st	
Total Defense	362.7	3rd	43rd	
Rushing Offense	98.4	8th	112th	
Rushing Defense	161.2	5th	49th	
Passing Offense	246.5	4th	36th	
Passing Yards Allowed	201.5	2nd	42nd	
Scoring Offense	21.5	9th	98th	
<b>Scoring Defense</b>	<b>21.0</b>	<b>2nd</b>	<b>14th</b>	
Team Passing Efficiency	132.61	6th	46th	
Team Passing Eff. Defense	120.37	2nd	37th	
<b>Turnover Margin</b>	<b>+6</b>	<b>1st</b>	<b>21st</b>	
Interceptions	11	3rd	48th	
<b>Fumbles Recovered</b>	<b>9</b>	<b>1st</b>	<b>40th</b>	
3rd Down Conversion Pct	58/149 (38.9%)	6th	42nd	
3rd Down Conv Pct Defense	65/165 (39.0%)	5th	75th	
4th Down Conversion Pct	7/16 (43.8%)	9th	74th	
4th Down Conv Pct Defense	15/27 (55.6%)	5th	86th	
Red Zone Offense	30/36 (83.3%)	6th	44th	
<b>Red Zone Defense</b>	<b>26/39 (66.7%)</b>	<b>1st</b>	<b>6th</b>	
Net Punting	33.61	7th	92nd	
Punt Returns	2.9	9th	121st	
Kickoff Returns	16.0	9th	122nd	
First Downs Offense	201	7th	79th	
First Downs Defense	223	4th	63rd	
Fewest Penalties Per Game	6.4	8th	60th	
Fewest Penalty Yards Per Game	55.8	7th	54th	
Time of Possession	30:29	5th	50th	
Sacks	2.73 (30)	2nd	26th	
Sacks Allowed	1.6 (17)	3rd	33rd	
Tackles for Loss	5.2 (57)	8th	101st	
Home Attendance/Game	8,752	4th	36th	
Home Total Attendance	43,761	4th	34th	
**124 Teams Ranked in the NCAA FCS      *9 Teams Ranked in the SoCon				
<b>INDIVIDUAL</b>	<b>Category</b>	<b>Avg. (Tot)</b>	<b>SoCon</b>	<b>NCAA</b>
Marshall Cooper	Tackles	8.9	3rd	35th
D.J. Jackson	Fumbles Recovered (2)		T1st	T27th
Isaiah Mack	Sacks	8.5	2nd	18th
Bryce Nunnally	Receiving Yds	112.5	2nd	6th
	Receiving TDs	(7)	4th	46th
	Receptions/Game	7.2	3rd	9th
Kareem Orr	Interceptions	(4)	2nd	T25th
Nick Tiano	Completion %	61.6%	3rd	19th
	Completions/Gm	21.2	3rd	16th
	Pass Yds	246.4	3rd	20th
	Total Offense	268.1	3rd	23rd

**2018 MOCS RECORD WHEN...**

<b>Record When</b>	<b>Home</b>	<b>Away</b>	<b>Total</b>	<b>Arth Era</b>
August	1-0	0-0	1-0	1-1
September	1-0	2-1	3-1	4-4
October	1-1	1-0	2-1	3-4
November	0-1	0-2	0-3	1-4
December	0-0	0-0	0-0	0-0
vs. Non-Conference	1-0	1-1	2-1	2-4
vs. SoCon	2-2	2-2	4-4	7-9
vs. Ranked FCS Opponents	1-1	0-0	1-1	2-3
UTC's Record in Games...				
Decided by 4-7 pts	2-1	0-1	2-2	3-3
Decided by 3 or less pts	0-0	1-1	1-1	2-2
UTC's Record When Scoring...				
Less than 14 pts	0-2	0-2	0-4	1-9
14-24 points	0-0	0-1	0-1	1-4
25+ points	3-0	3-0	6-0	7-0
UTC's Record When Allowing...				
Less than 14 pts	1-1	1-0	2-1	4-1
14-24 points	1-1	1-3	2-3	3-8
25+ points	1-0	1-1	2-1	2-6
Record When	Home	Away	Total	Arth Era
Leading after 1stQ	2-1	3-0	5-1	6-2
Leading at the half	2-0	3-0	5-0	7-1
Leading after the 3rdQ	3-1	2-0	5-1	8-1
Trailing after the 1stQ	1-0	0-3	1-3	3-9
Trailing at the half	0-1	0-3	0-4	1-11
Trailing after the 3rdQ	0-1	0-3	0-4	0-12
Tied after the 1stQ	0-1	0-0	0-1	0-2
Tied at the half	1-1	0-0	1-1	1-1
Tied after the 3rdQ	0-0	1-0	1-0	1-0
Playing an OT game	0-0	1-0	1-0	0-1
Scoring first	2-2	3-0	5-2	7-7
Opponent scores first	1-0	0-3	1-3	2-6
Outrushing opponent	2-1	1-0	3-1	6-1
Being outrushed	1-1	2-3	3-4	3-12
Record When	Home	Away	Total	Arth Era
Outpassing opponent	1-2	2-3	3-5	5-8
Being outpassed	2-0	1-1	3-1	4-5
More TOs than Opponent	0-0	0-2	0-2	0-11
Fewer TOs than Opponent	2-0	3-1	5-1	7-1
TOs tied	1-2	0-0	1-2	2-2
No TOs Caused by UTC	0-0	0-1	0-1	1-7
No TOs Committed by UTC	0-0	0-0	0-0	1-0
Day Game (KO before 5pm)	1-2	2-1	3-3	6-7
Night Game	2-0	1-2	3-2	3-6
Grass Surface	0-0	1-1	1-1	2-3
Artificial Surface	3-2	2-2	5-4	7-10

## 2018 SOUTHERN CONFERENCE

Standings Team	Overall		SoCon	
	W-L	Pct.	W-L	Pct.
No. 12/13 Wofford <sup>2/3</sup>	9-4	.692	6-2	.750
No. 21/22 ETSU <sup>8/8</sup>	8-4	.667	6-2	.750
Furman <sup>3/2</sup>	6-4	.600	6-2	.770
Samford <sup>1/1</sup>	6-5	.545	5-3	.625
<b>Chattanooga<sup>5/6</sup></b>	<b>6-5</b>	<b>.545</b>	<b>4-4</b>	<b>.500</b>
Mercer <sup>6/4</sup>	5-6	.455	4-4	.500
The Citadel <sup>7/7</sup>	5-6	.455	4-4	.500
Western Carolina <sup>4/5</sup>	3-8	.273	1-7	.125
VMI <sup>9/9</sup>	1-10	.091	0-8	.000

Rankings Coaches/STATS - SoCon Preseason Polls (Coaches/Media)

### 2018 SoCon Football Players of the Week

	Offense	Defense	Spec. Teams
W1	<b>Bryce Nunnelly</b> (UTC)	Noah Dawkins (Citadel)	Mitchell Fineran (Samford)
W2	<b>Bryce Nunnelly</b> (UTC)	Aaron Harris (Samford)	Mitchell Fineran (Samford)
W3	Robert Riddle (Mercer)	Jared Folks (ETSU)	Cole Fisher (Mercer)
W4	Reece Udinski (VMI)	<b>Marshall Cooper</b> (UTC)	Rod Johnson (Citadel)
W5	Tyrie Adams (WCU)	Nasir Player (ETSU)	Dejeun Bell (Furman)
W6	Delvin Hodges (Samford)	Tre Shun Floyd (Samford)	Mitchell Fineran (Samford)
W7	Harris Roberts (Furman)	Tyree Robinson (ETSU)	JJ Jerman (ETSU)
W8	Tyrie Adams (WCU)	Ahmad Gooden (Samford)	Grayson Atkins (Furman)
W9	Tyrie Adams (WCU)	Donavan Perryman (Furman)	Grayson Atkins (Furman)
W10	Delvin Hodges (Samford)	Artevious Smith (ETSU)	Grayson Atkins (Furman)
W11	Brandon Rainey (Citadel)	Aaron Spann III (Citadel)	Stephen Houzah (Mercer)
W12	Delvin Hodges (Samford)	Adrian Hope (Furman)	Will Horton (WCU)

### 2018 SoCon Football Players of the Month

	Offense	Defense
September	Tyrie Adams (WCU)	Jared Folks (ETSU)
October	Delvin Hodges (Samford)	Tyree Robinson (ETSU)
November	Delvin Hodges (Samford)	Adrian Hope (Furman)

### 2018 SoCon Football Coaches

#### All-Conference Teams

**Offensive Player of the Year** – Delvin Hodges, Samford, R-Sr., QB  
**Defensive Player of the Year** – Isaiah Mack, Chattanooga, Sr., DL  
**Freshman of the Year** – Quay Holmes, ETSU, RB  
**Jacobs Blocking Award** – Matt Pyke, ETSU, Sr., OL  
**Coach of the Year** – Randy Sanders, ETSU

First Team	Offense	Second Team
Delvin Hodges, Sr., Samford	QB Tyrie Adams, Jr., WCU	
Quay Holmes, Fr., ETSU	RB Tee Mitchell, Sr., Mercer	
Andre Stoddard, Jr., Wofford	RB Lennox McAfee, Sr., Wofford	
Tyler Davis, Sr. The Citadel	OL Austin Sanders, Jr., Mercer	
Matt Pyke, Sr., ETSU	OL Andy Godwin, Fr., Furman	
Bo Layton, So., Furman	OL Antwan Johnson, Fr., Samford	
Zach Weeks, Sr., WCU	OL <b>Noah Ramsey, So., UTC</b>	
Justus Basinger, Jr., Wofford	OL <b>Cole Strange, So., UTC</b>	
Owen Cosenke, So., WCU	TE Evan Wick, Sr., ETSU	
Kelvin McKnight, Sr., Samford	WR Marquise Irving, So., Mercer	
<b>Bryce Nunnelly, So., UTC</b>	WR Chris Shelling, Jr., Samford	

First Team	Defense	Second Team
Nasir Player, Jr., ETSU	DL Joseph Randolph II, Fr., The Citadel	
Ahmed Gooden, Sr., Samford	DL Jaylen Reid, Sr., Furman	
<b>Isaiah Mack, Sr., UTC</b>	DL Tremond Ferrell, Jr., ETSU	
Miles Brown, Sr., Wofford	DL <b>Derek Mahaffey, Sr., UTC</b>	
Noah Dawkins, Sr., The Citadel	LB Adrian Hope, Fr., Furman	
Dylan Weigel, Sr., ETSU	LB LeMarkus Bailey, Jr., Mercer	
Jared Folks, Sr., ETSU	LB Aaron Harris, Jr., Samford	
	LB <b>Marshall Cooper, Jr., UTC</b>	
Aron Spann III, Sr., The Citadel	DB Jeremy Lewis, Fr., ETSU	
Aaquil Annoor, Sr., Furman	DB Aaquil Annoor, Sr., Furman	
<b>Brandon Dowdell, So., UTC</b>	DB Marvin Tillman, Sr., WCU	
<b>Kareem Orr, Sr., UTC</b>	DB JoJo Tillery, Sr., Wofford	

First Team	Special Teams	Second Team
Grayson Atkins, Fr., Furman	PK JJ Jerman, Sr., ETSU	
Matthew Campbell, Fr., The Citadel	P Luke Carter, Jr., Wofford	
Dejeun Bell, Fr., Furman	RS Rohan Martin, Jr., VMI	

### Defense

- Third in the SoCon in total defense (362.7) ... 43rd in the FCS.
- Second in the SoCon and No. 14 in the FCS in scoring defense (21.0).
- One of only five teams in the FCS to not allow 30 points in a game to an FCS opponent this season.
- Led the SoCon in scoring defense in conference only games, allowing 18.5 ppg in league play ... second in total defense at 329.2 YPG allowed.
- Second in the SoCon and No. 42 in the FCS in passing yards allowed (201.5).
- Second in the SoCon and No. 37 in the FCS in pass efficiency defense (120.37).
- Fifth in the league in rushing defense (161.2).
- 11 INTs on the year is third in the SoCon and No. 48 in the FCS.
- Senior Kareem Orr was second in the SoCon with four INTs ... he is also tied for 25th in the FCS in that category.
- Nine fumble recoveries led the SoCon and was No. 40 in the FCS.
- 20 turnovers gained was second in the SoCon and No. 40 in the FCS.
- UTC was fifth in the league and 75th in the FCS in 3rd down defense (65/165 - 39.0%) ... fifth in the league and 86th in the nation in 4th down defense (15/27 - 55.6%).
- Junior LB Marshall Cooper led the team and was third in the SoCon with 8.9 tackles per game.
- After posting 17 sacks in the last five games, the Mocs finished second in the SoCon and 26th in the FCS with 2.73 (30) per game.
- Led the SoCon and No. 6 in FCS in Red Zone Defense (26/39 - 66.7%).

### Special Teams

- Victor Ulmo was on the 2018 Fred Mitchell Award Watch List ... 13-19 (68.4%) this season and 22-31 (71.0%) for his career ... fifth best career average at UTC.
- Seventh in the SoCon in net punting (33.6).
- Ninth in the league in punt returns (2.9)
- Ninth in the SoCon in kickoff returns (16.0).

### TEAM CAPTAINS

The Mocs team captains for the 2018 season were junior Nick Tiano and senior Derek Mahaffey. UTC picked other representatives from the special teams each week.

### MACK NAMED SOCON DEFENSIVE PLAYER OF THE YEAR

Senior defensive lineman Isaiah Mack was the consensus Southern Conference Defensive Player of the Year for 2018. Mack is the sixth in school history to earn the league's honor and the third to get the award from both the SoCon coaches and media.

Mack posted 8.5 sacks, 11.5 TFLs and two forced fumbles on the year. The Tunnel Hill, Ga., native was named the SoCon Defensive Player of the Week by SouthernPigskin.com after leading the Mocs with nine tackles in a 34-27 win over VMI on Oct. 27. He posted three of UTC's seven sacks on the day and finished with a career-best 4.0 tackles-for-loss. The three sacks were also a career mark and just a ½ shy of the school record.

His 8.5 sacks on the year are second in the Southern Conference and No. 19 in the FCS. He has 21.0 career sacks, which is fourth-place all-time at UTC behind Davis Tull (37.0 - 2011-14), Keionta Davis (31.0 - 2013-16) and Joshua Williams (23.5 - 2009-12). His 41.0 career TFLs are third all-time at UTC, trailing Tull (60.0) and Davis (43.0).

### CHATTANOOGA'S SOCON DEFENSIVE PLAYERS OF THE YEAR

- 1989 – Junior Jackson (LB) – Coaches
- 1990 – Troy Boeck (DL) – Coaches
- 2009 – Josh Beard (DL) – Coaches & Media
- 2012 – Davis Tull (DL) – Coaches & Media
- 2013 – Davis Tull (DL) – Coaches
- 2014 – Davis Tull (DL) – Coaches & Media
- 2016 – Keionta Davis (DL) – Coaches
- 2018 - Isaiah Mack (DL) - Coaches & Media

## 10 MOCS EARN ALL-SOCON HONORS

All totaled, UTC had 10 players honored on the various All-SoCon teams. Mack was joined on both the coaches and media first teams by sophomore receiver Bryce Nunnelly and senior defensive back Kareem Orr. Sophomore Brandon Dowdell was a first team selection by the coaches and a second team pick by the media.

Senior defensive lineman Derek Mahaffey and junior linebacker Marshall Cooper made the coaches and media second team. Sophomore offensive linemen Cole Strange and Noah Ramsey were on the coaches second team, while junior running back Tyrell Price made the media's second squad. Defensive lineman Devonsha Maxwell was the lone Chattanooga representative on the SoCon All-Freshman team.

## MACK FINISHED 17TH IN BUCK BUCHANAN VOTING

Isaiah Mack finished 17th in the final voting for the Buck Buchanan Award. The Buchanan Award, presented to the national defensive player of the year in college football's Division I subdivision, has sent past winners such as Dexter Coakley, Rashean Mathis, Jared Allen, Arthur Moats and Kyle Emanuel on to NFL careers. Mack is the fifth Moc to be up for the Buchanan Award.

## MOCS IN THE BUCK BUCHANAN AWARD FINAL VOTING

2010	Josh Beard	22nd
2011	Wes Dothard	25th
2012	Wes Dothard	19th
2013	Davis Tull	13th
2014	Davis Tull	12th
2015	Keionta Davis	17th
2016	Keionta Davis	9th
2018	Isaiah Mack	17th

## MACK IN NFLPA COLLEGIATE BOWL

Senior defensive lineman Isaiah Mack was among the 112 individuals selected to compete in the eighth annual NFLPA Collegiate Bowl. The all-star game features a collection of the best seniors in college football, showcasing their skills at the historic Rose Bowl Stadium. The 112-man roster is split into two groups: the National team, led by long-time NFL player and coach Mike Tice, and the American team, led by former Indianapolis Colts head coach Chuck Pagano. Mack competed for Tice's National Team. This year's contest took place on Saturday, January 19, culminating a week-long experience during which the participants learn about the business of football. The game was televised on FS1.

This is the third year in a row a Moc has been invited to compete in the NFLPA Collegiate Bowl. Corey Levin, now with the Tennessee Titans, represented UTC in 2017. Tae Davis competed in last year's game and is now with the New York Giants.

## MACK EARNS SEVEN ALL-AMERICAN HONORS

Senior defensive lineman Isaiah Mack finished with seven All-American honors when all the awards were handed out following the 2018 season. He was a consensus first team selection on everyone that awarded multiple honors. He was the first Moc to make the Associated Press First Team since Davis Tull in 2014. He was the third in school history to make the Walter Camp team, joining Tull (2012 & 2013) and Corey Levin (2015).

## ISIAH MACK – POSTSEASON HONORS

Southern Conference Defensive Player of the Year (Coaches & Media)  
 17th in Voting for the Buck Buchanan Award  
 AFCA FCS All-American  
 Associated Press FCS All-American – First Team  
 Athlon Sports FCS All-American  
 HeroSports.com FCS All-American – First Team  
 Phil Steele FCS All-American – First Team  
 STATS FCS All-American – First Team  
 Walter Camp FCS All-American  
 All-Southern Conference – First Team (Coaches & Media)

## IN THE RECORD BOOKS

### 300-Yard Passing Games in a Season

1.	Chris Sanders (2000)	6
	Chris Sanders (1999)	6
3.	B.J. Coleman (2010)	5
4.	<b>Nick Tiano (2018)</b>	<b>2</b>
	Jacob Huesman (2014)	2
	Cedric Stevens (2004)	2

### Single Season Passing Yards

1.	Chris Sanders (2000)	3,691
2.	Chris Sanders (1999)	3,539
3.	B.J. Coleman (2010)	2,996
4.	Jacob Huesman (2014)	2,731
5.	<b>Nick Tiano (2018)</b>	<b>2,710</b>

### Single Season Completions

1.	Chris Sanders (1999)	297
2.	Chris Sanders (2000)	287
3.	<b>Nick Tiano (2018)</b>	<b>233</b>

### Single Season Completion Percentage

1.	Jacob Huesman (2014)	(226-330) .685
2.	Jacob Huesman (2013)	(164-240) .683
3.	Jacob Huesman (2015)	(186-278) .669
4.	Cedric Stevens (2004)	(232-354) .655
5.	Jacob Huesman (2012)	(167-256) .652
6.	Alejandro Bennifield (2016)	(213-331) .644
7.	Vinnie Miroth (2003)	(190-301) .631
8.	Cole Copeland (2017)	(130-207) .628
9.	Chris Sanders (2000)	(287-463) .620
10.	<b>Nick Tiano (2018)</b>	<b>(233-378) .616</b>

### Single Season Total Offense Yards

1.	Chris Sanders (2000)	3,756
2.	Jacob Huesman (2014)	3,740
3.	Jacob Huesman (2015)	3,361
4.	Chris Sanders (1999)	3,491
5.	Alejandro Bennifield (2016)	2,999
6.	B.J. Coleman (2010)	2,984
7.	<b>Nick Tiano (2018)</b>	<b>2,949</b>

### Single-Season Receiving Yards

1.	Joel Bradford (2010)	1,284
2.	<b>Bryce Nunnelly (2018)</b>	<b>1,237</b>

### Single-Season Receptions

1.	Alonzo Nix (2003)	90
2.	Richmond Flowers (2000)	86
3.	Blue Cooper (2009)	84
4.	Joel Bradford (2010)	81
5.	<b>Bryce Nunnelly (2018)</b>	<b>79</b>

### 200+ Receiving Yards in a Game

274	Joel Bradford at Furman	10/23/10 (15)
<b>268</b>	<b>Bryce Nunnelly at The Citadel</b>	<b>9/8/18 (10)</b>
254	Joel Bradford vs. Eastern Kentucky	9/18/10 (11)

### Most Receiving Yards in Consecutive Games

<b>429</b>	<b>Bryce Nunnelly - TTU (161)/Citadel (268)</b>	<b>2018</b>
428	Joel Bradford - Furman (274)/Elon (154)	2010

### 250+ Single-Game All-Purpose Yards

328	Charles McNeill vs. Kentucky St.	11/24/01 (235/93)
307	Jerry Ellison at Boise State	9/5/92 (231/76 KOR)
298	Jerry Ellison vs. Furman	11/20/93 (205/93)
274	Joel Bradford at Furman	10/23/10 (274 rec)
<b>268</b>	<b>Bryce Nunnelly at The Citadel</b>	<b>9/8/18 (268 rec)</b>

### Consecutive Games With 100 Receiving Yards

1.	<b>Bryce Nunnelly (2018)</b>	<b>4</b>
----	------------------------------	----------

## IN THE RANKINGS - FINAL

### AFCA FCS Coaches Poll

Team (First-place votes)	Record	Pts	Previous
1. North Dakota St. (26)	15-0	650	1
2. Eastern Washington	12-3	623	3
3. South Dakota St.	10-3	590	5
4. Kennesaw St.	11-2	558	2
5. Maine	10-4	521	14
6. Weber St.	10-3	502	4
7. Colgate	10-2	492	7
8. UC Davis	10-3	468	10
9. Princeton	10-0	432	8
10. James Madison	9-4	405	6
11. North Carolina A&T	10-2	388	11
12. Wofford	9-4	364	12
13. Jacksonville St.	9-4	347	9
14. Nicholls	9-4	328	13
15. Dartmouth	9-1	275	15
16. Southeast Missouri St.	9-4	235	20
17. Montana St.	8-5	193	24
18. Stony Brook	7-5	161	16
19. Elon	6-5	153	17
20. San Diego	9-3	133	18
21. East Tennessee St.	8-4	128	21
22. Towson	7-5	92	19
23. Delaware	7-5	89	23
24. Duquesne	9-4	83	NR
25. Indiana St.	7-4	77	22

### STATS.com FCS Poll

Team (1st Votes)	Record	Pts.	Previous
1 North Dakota State	(15-0)	3900 (156)	1
2 Eastern Washington	(12-3)	3741	4
3 South Dakota State	(10-3)	3563	5
4 Maine	(10-4)	3299	12
5 Kennesaw State	(11-2)	3224	2
6 Weber State	(10-3)	3096	3
7 UC Davis	(10-3)	2939	7
8 Colgate	(10-2)	2836	9
9 James Madison	(9-4)	2532	6
10 Jacksonville State	(9-4)	2360	8
11 Princeton	(10-0)	2189	10
12 North Carolina A&T	(10-2)	2136	11
13 Wofford	(9-4)	2135	13
14 Nicholls	(9-4)	1951	14
15 Southeast Missouri St.	(9-4)	1587	20
16 Stony Brook	(7-5)	1163	15
17 Montana State	(8-5)	1157	23
18 Dartmouth	(9-1)	981	18
19 Elon	(6-5)	909	17
20 Towson	(7-5)	803	16
21 Duquesne	(9-4)	699	NR
22 ETSU	(8-4)	686	22
23 UNI	(7-6)	676	NR
24 Delaware	(7-5)	670	21
25 San Diego	(9-3)	635	19

Week	In the Rankings Coaches	STATS.com
Preseason	--	--
Sept. 3	--	RV
Sept. 10	--	RV
Sept. 17	RV	RV
Sept. 24	24	20
Oct. 1	RV	RV
Oct. 8	RV	RV
Oct. 15	RV	RV
Oct. 22	RV	RV
Oct. 29	RV	RV
Nov. 5	RV	RV
Nov. 12	RV	RV
Nov. 18	--	--
Final	--	--

## MACK ON THE CAREER LISTS

Senior defensive lineman Isaiah Mack finished with 21.0 sacks and 41.0 TFLs. That is good for fourth in sacks and third in TFLs on the Mocs' all-time list. He trails Davis Tull (37.0 - 2011-14), Keionta Davis (31.0 - 2013-16) and Josh Williams (23.5 - 2009-12) in sacks and Tull (60.0) and Davis (43.0) in TFLs.

## DEVONNSHA MAXWELL EARNED MULTIPLE FRESHMAN ALL-AMERICAN HONORS

Defensive lineman Devonnsa Maxwell earned a spot on Phil Steele's Freshman All-American First Team. He also grabbed honorable mention honors from HeroSports.com Freshman All-American squad. Maxwell played in nine games with five starts, including each of the last three. He posted 32 tackles and was second on the team with 6.5 for loss and 5.5 sacks. His sack total was second on UTC's all-time freshman list, trailing Joshua Williams 7.0 in 2009.

## MOCS DEFENSE STRONG IN THE LAST HALF OF THE SEASON

The Mocs had some strong defensive efforts in five of the last six games. Wofford came into the Oct. 6 game against UTC ranked second in the league and No. 16 in the FCS in scoring at 36.5 points per game. UTC held the Terriers to just 21 points, a season-low against an FCS opponent at the time.

Western Carolina entered into the Oct. 13 game leading the SoCon and No. 19 in the FCS in scoring at 35.8 points per game. UTC kept the Catamounts out of the end zone for the first time in four years in a 26-6 win. Chattanooga held WCU to a season-low 238 yards of total offense (82 rush/121 pass).

VMI brought a vaunted passing attack to the Homecoming game on Oct. 27. The Keydets were No. 3 in the nation, averaging 343 passing yards per game before face the Mocs. UTC held them to just 313 yards in the air and -16 on the ground in the 34-27 win.

Chattanooga held Furman to 279 yards of total offense (183 rush/96 pass). It marked the second time this season the Mocs held an opponent under 300 yards (ETSU). The Mocs also limited Mercer to just 149 yards of total offense, 71 rushing and 78 passing. Both of the Bear's fourth quarter scores were set up after long kickoff returns.

## NUNNELLY NAMED SOPHOMORE ALL-AMERICAN

Sophomore receiver Bryce Nunnely made HeroSports.com's Sophomore All-American First Team. He was a first team All-SoCon selection the league's media and coaches after finishing second in the SoCon and sixth in the nation with 112.5 receiving yards per game. His 1,237 receiving yards is No. 2 on the Mocs single-season list. He is one of only four in school history with 1,000 receiving yards in a season and the first since Joel Bradford's school record 1,284 in 2010

## NUNNELLY BY THE NUMBERS

Sophomore receiver Bryce Nunnely set the school record with four straight 100-yard receiving games this season ... second in the SoCon and sixth in the nation with 112.5 yards per game.

- 79 catches for 1,237 yards in 11 games.
- 1,237 receiving yards is No. 2 on the Mocs single-season receiving yards list ... fourth all-time at UTC with 1,000 receiving yards in a season ... first since Joel Bradford's school record 1,284 in 2010.
- 79 receptions is fifth most in a season at UTC ... most since Bradford had 81 in 2010
- Receiving yards in first four games would have led the team in six of the last 10 years.
- 11 catches of 30+ yards this season ... Mocs only had five as a team all last year.
- Six 100-yard receiving games in a season is tied with Alonzo Nix (2003) for the school-record.
- 4th/46th in receiving TDs (7).
- 3rd/9th in receptions/game (7.2).
- 74 receptions is seventh most in a season at UTC ... could pass Cos DeMatteo (75 in 2000 and 76 in 1999) and Joel Bradford (81 in 2010) to move into fourth place.
- 429 yards in first two games are most in consecutive games in school history.
- Fourth in school history with multiple 75-yard TD catches in one season ... no one has three.
- Five catches for 141 yards at South Carolina ... most receiving yards by a Moc against an FBS opponent since Cos DeMatteo had 207 at Louisville on Sept. 11, 1999 ... most receiving yards by a Moc against an SEC opponent since Rocky Turner had 198 at Ole Miss on Nov. 13, 1971 ... caught a 45-yard pass on the first play of the game ... 57-yard connection with Tiano in the fourth quarter ... threw the TD pass in the fourth quarter.
- **STATS FCS National Offensive Player of the Week, SoCon Student-Athlete of the Week, and repeated as SoCon Offensive Player of the Week** after posting 10 catches for 268 yards and two

TDs at The Citadel ... also threw the game-winning 2pt conversion in overtime ... most receiving yards in a game since Joel Bradford's school-record 274 (15) in a 36-28 win at No. 25 Furman on Oct. 23, 2010 ... most catches in a game since Xavier Borishade had 10 vs. Mars Hill on Sept. 10, 2015 ... 3rd-most yards in a league game in SoCon history ... 76-yard TD in the first quarter ties for 17th-longest in school history.

- **SoCon Offensive Player of the Week** honors after posting seven catches for 161 yards and an 89-yard TD score against Tennessee Tech ... fifth longest pass play in school history and longest since the school-record 94-yarder by Stepfon Hawkins in 1997.

### MOCS WERE HISTORICALLY STRONG IN THE REDZONE

UTC led the SoCon and was No. 6 in the FCS in red zone defense (66.7% - 26/39). The Mocs made 13 stops when backed inside their own 20-yard line. Chattanooga only had six all of last year and just five in 2016. The last time they had 10 or more in a season was in 2005 when they had 12 (38-50 – 76%).

### COOPER LEADS THE MOCS DEFENSE

Junior LB Marshall Cooper was the SoCon Defensive Player of the Week after posting eight tackles, a forced fumble and an interception in a 27-20 win over No. 17 Samford on Sept. 22. His interception came as Samford was trailing by two scores but driving deep in Chattanooga territory in the fourth quarter. The 41-yard return flipped the field for the Mocs. Cooper also added a pass breakup in the game. Cooper finished the season third in the SoCon and No. 35 in the FCS with 8.9 tackles per game.

Cooper twice stopped a team on the goal line. He forced a fumble on the one-yard line against Wofford. He also recovered a fumble in the same situation at Western Carolina.

### TURNOVER TURNAROUND

UTC led the SoCon and was No. 21 in the FCS with a +6 turnover margin. That is a dramatic difference than a year ago when UTC was -12 in that category, 8th in the SoCon and 113th in the FCS. UTC led the SoCon (40th in the FCS) with nine fumbles recovered. The Mocs were third in the league (48th in the FCS) with 11 interceptions. UTC was one of 18 teams in the FCS to throw six picks or less on the year. The Mocs lost nine fumbles, three at ETSU. Chattanooga tied for second in the SoCon and and No. 40 in the FCS in total takeaways with 20.

### MACK & MAHAFFEY CONTROLLING THE MIDDLE

Defensive linemen don't typically put up big numbers when it comes to making tackles. However, that was not the case with UTC's senior duo of Derek Mahaffey and Isaiah Mack. Mack and Mahaffey were second and third on the team with 78 and 62 tackles, respectively. They each posted 10+ tackles twice in a game, led by Mack's 16 at The Citadel. Mahaffey set his career mark with 11 of his own against the Bulldogs. Mack held or tied for the team lead in tackles in three games this season, while Mahaffey did it twice.

### TIANO ALSO PUT UP IMPRESSIVE NUMBERS

Junior QB Nick Tiano was 233-378 passing for 2,710 yards and 15 touchdowns against only six interceptions. His passing yards are fifth on the Mocs single-season list and he has the third-most completions in a season at UTC. He had the fewest INTs among those who have completed over 200 passes in a season at UTC. His 61.6 completion percentage is fourth among those at UTC with 2,000 passing yards in a season.

Tiano ran 85 times for 239 yards and one score, giving him 2,949 yards of total offense. He is seventh on the Mocs single-season total offense list.

Tiano was 23rd in the FCS and third in the SoCon in total offense (268.1). He was third in the league and No. 20 in the FCS in passing yards (246.4). Other SoCon/FCS rankings include 4th/53rd with 15 passing TDs, 3rd/16th in completions per game (21.2) and 3rd/19th in completion percentage (61.6%).

Tiano was the first Moc to throw back-to-back 300-yard games since B.J. Coleman against Furman (432) and Elon (386) in 2010. He also had the most passing yards in the first two games of the season since Chris Sanders threw for 358 at Samford and 367 at Louisville in 1999. His 347 yards against The Citadel were the most in a game since Jacob Huesman had 359 against Mercer in a

## IN THE RECORD BOOKS

### Games in a Season With 100 Receiving Yards

1. **Bryce Nunnally (2018)** ..... 6
- Alonzo Nix (2003) ..... 6

### Career FG Accuracy

1. Patrick Shutters (2002-03)..... 77.3 (17/22)
2. Henrique Ribeiro (2012-16) ..... 76.2 (48/63)
3. Matt Vick (1997-200)..... 73.3 (44/60)
4. Craig Camay (2006-09) ..... 73.0 (27/37)
5. **Victor Ulmo (2017-Present)** ..... **71.0 (22/31)**

### Career Sacks (Recorded since 1988)

1. Davis Tull (2011-14)..... \*37.0
  2. Keionta Davis (2013-16) ..... 31.0
  3. Josh Williams (2009-12) ..... 23.5
  4. **Isaiah Mack (2015-18)**..... **21.0**
- \*Southern Conference Record

### Career TFLs (Recorded since 1982)

1. Davis Tull (2011-14)..... 60.0
2. Keionta Davis (2013-16) ..... 43.0
3. **Isaiah Mack (2015-18)**..... **41.0**

### Academic All-SoCon Honorees in a Season

1. **2018**..... **10**
- 2009..... 10
3. 2010..... 9
4. 2014..... 8
5. 2011..... 7
- 2015..... 7
- 2016..... 7

### Team Semester GPA

1. Spring 2015 ..... 2.77
2. **Fall 2018** ..... **2.75**
3. Spring 2017 ..... 2.75
4. Spring 2016 ..... 2.71
5. Fall 2015 ..... 2.69

## DID YOU KNOW...

### Head Coach Tom Arth...

- Was Peyton Manning's backup with the Indianapolis Colts (2003-05).

- NFL Hall of Famer **Terrell Owens** played football, basketball and ran track at UTC from 1992-96.

- Actor **Hugh Beaumont**, famous for the role of Ward Cleaver on *Leave it to Beaver*, played freshman football at UC in 1927.

- *Saved by the Bell's* Mr. Belding, AKA **Dennis Haskins**, is a UTC alum and was a member of the basketball program in the early 1970s.

- Three times in the last six years, the men's cross country squad at UTC had the highest team GPA in the nation.

- Former NBA guard/forward Gerald Wilkins played for the Mocs from 1983-85.

- Steven Fox won the U.S. Amateur title in 2012 as a senior at UTC. The men's golf team has twice been ranked No. 1 in the nation since 2009.

- Former Moc Joe Kopcha (1926-29) played eight seasons in the NFL with the Chicago Bears and Detroit Lions. He studied medicine while playing and used his knowledge to redesign shoulder pads worn by players, with his basic designs still in use today.

## ATTENDANCE AT FINLEY STADIUM

Chattanooga had four crowds over 10,000 in one season for the first time in 2010. The second largest crowd for a Mocs game - 17,414 - attended Chattanooga's 35-27 win over No. 18 Georgia Southern on Oct. 9, 2010. UTC's record crowd is 22,642 set against Tennessee State in the first game at Finley Stadium on Oct. 18, 1997. Seven of the top 10 crowds in Finley Stadium history have been in the last 10 seasons. UTC has reached the 10,000 mark 28 times at Finley Stadium and 23 of those crowds have also come in the last 10 years.

Below are the top-20 attended Moc games at Finley Stadium:

Rk	Att.	Opponent	W/L	Score	Date
1.	22,642	Tennessee State	W	28-7	Oct. 18, 1997
2.	17,414	Georgia Southern	W	35-27	Oct. 16, 2010
3.	15,812	Jacksonville State	L	20-23	Sept. 15, 2015
4.	15,235	Appalachian State	L	41-42	Sept. 4, 2010
5.	15,072	Georgia Southern	L	10-31	Sept. 23, 2000
6.	14,285	Jacksonville State	L	23-26 (OT)	Sept. 6, 2014
7.	14,002	Glennville State	W	30-13	Sept. 3, 2009
8.	13,726	Appalachian State	L	17-34	Sept. 22, 2012
9.	13,186	Samford	W	23-6	Aug. 31, 2000
10.	12,197	Furman	W	31-9	Oct. 12, 2013
11.	12,185	Jacksonville St.	W	38-17	Sept. 10, 2011
12.	12,090	Wofford	W	20-10	Nov. 9, 2013
13.	11,866	Western Carolina	W	51-7	Oct. 15, 2011
14.	11,594	The Citadel	W	31-23	Nov. 14, 2015
15.	11,495	Western Carolina	W	41-13	Oct. 31, 2015
16.	11,201	Furman	L	20-38	Sept. 12, 2009
17.	11,163	UT Martin	L	21-31	Aug. 29, 2013
18.	11,095	Elon	L	35-49	Oct. 30, 2010
19.	11,039	Mercer	W	52-31	Oct. 8, 2016
20.	10,763	Mercer	W	38-31	Oct. 25, 2014

38-31 win on Oct. 25, 2014. His 318 passing against TTU was the most in a season opener since B.J. Coleman had 340 vs. No. 3 Appalachian State on Sept. 4, 2010.

In the season finale at South Carolina, Tiano was 17-36 for 254 yards. That was the most passing yards by a Moc against an FBS opponent since Chris Sanders had 367 at Louisville on Sept. 11, 1999. It was also the most passing yards by a Moc against an SEC opponent since Steve Woods had 286 at Vanderbilt on Nov. 22, 1980.

### TYRELL PRICE GAVE THE MOCS A VERSATILE RUNNING ATTACK

Junior RB Tyrell Price had season highs with 135 rushing yards on 29 carries at Western Carolina. It was the most carries in a game since Jacob Huesman had 31 against No. 21 Indiana State in the FCS Playoffs on Dec. 6, 2014.

Price finished with 63.4 rushing yards per game and nine rushing TDs. He tied for third in the SoCon in total TDs with 10. He was also second in the SoCon with 190 rushing attempts.

### TROTTER NAMED A DORIS ROBINSON SCHOLAR-ATHLETE AWARD FINALIST

Senior RB Alex Trotter was among 13 FCS players named as finalists for the 2018 STATS FCS Doris Robinson Scholar-Athlete Award. Named after the late school teacher and wife of legendary coach Grambling State coach Eddie Robinson, the fourth annual award is presented to an FCS student-athlete who excels not only in the classroom, but in the community and beyond.

Trotter represents the Southern Conference on the list that includes one student-athlete from each of the FCS leagues. He boasted a 3.33 GPA as a Mechanical Engineering major and was a nominee for the Allstate Goodworks Team.

Trotter wrapped up his career at UTC as a four-year letter winner. An Academic All-SoCon honoree, he posted 139 rushing yards and a touchdown on 35 carries this season. He had a career-best 96 yards on 11 carries against Mercer and had four carries for 21 yards and a touchdown against VMI.

### NUNNELLY, FREEMAN NAMED GOOGLE CLOUD ACADEMIC ALL-DISTRICT

Two UTC football student-athletes were named to the 2018 Google Cloud Academic All-District@ Team, selected by CoSIDA. Sophomores Bryce Nunnely and Rashun Freeman were recognized for their performances in competition and in the classroom. The Google Cloud Academic All-America@ program separately recognizes football honorees in four divisions — NCAA Division I, NCAA Division II, NCAA Division III and NAIA. In order to be eligible for recognition, a student-athlete must be a contributor on the field, have a 3.3 grade-point-average and be in his third semester of academics at the current institution.

Nunnely is a receiver from Cleveland, Tenn., with a 3.85 GPA in Mechanical Engineering. Freeman is a defensive back from Chattanooga, who has a 3.36 GPA in Engineering Technology Management. The Mocs are one of eight FCS programs outside of the Ivy League with multiple honorees. This is the third time since 2012 Chattanooga has placed two on the CoSIDA Academic All-District Team in one season.

### MOCS TIE PROGRAM RECORD WITH 10 ON THE ACADEMIC ALL-SOCON TEAM

The football team tied its program record set in 2009 with 10 members earning a spot on the Academic All-SoCon team. To be eligible for the academic all-conference team, student-athletes must carry at least a 3.3 cumulative grade-point average at the conclusion of the fall semester and are required to compete in at least one-half of their teams' competitions during the recently concluded campaign. In addition, the student-athletes must have successfully completed at least three semesters at their institutions, making true freshmen and first-year transfers ineligible for inclusion. Those listed include Colin Brewer (P-Jr.), Marshall Cooper (LB-Jr.), Rashun Freeman (DB-So.), Jerrell Lawson (LB-So.), Jared Nash (LS-Jr.), Bryce Nunnely (WR-So.), Hawk Schrider (LB-Jr.), Jonathan Stovall (RB-So.), Cole Strange (OL-So.), Alex Trotter (RB-Sr.).

### MORE 2018 FALL ACADEMIC NOTES

Football's 2.75 GPA in the fall of 2018 is the second-highest team GPA on record, just shy of the 2.77 set in the Spring of 2015. The Mocs football program set team records with 33 on the Dean's List, 49 on the A.D. Honor Roll and six 4.0s.

## TROTTER NAMED ALLSTATE AFCA GOOD WORKS TEAM NOMINEE

Senior Alex Trotter was among a select group of individuals nominated for the 2018 Allstate American Football Coaches Association (AFCA) Good Works Team. The Allstate AFCA Good Works Team has been one of the most esteemed honors in college football for more than 25 years. The student-athletes who are nominated for this award demonstrate a unique dedication to community service and desire to make a positive impact on the lives around them. The college football players who have been nominated make it a priority to find time in their busy schedules to volunteer in meaningful ways.

Trotter separated himself on a team that takes pride in giving back through community service. He was involved with Big Brothers of Greater Chattanooga and participated in the Harrison Elementary School Reading Day. Despite surgery on this shoulder, Trotter also worked the annual Chattanooga Clean and Green, as well as the Chattanooga Charter School of Excellence Playground Build.

## FORMER MOC FAYSAL SHAFAT ON BIG BROTHER 20

Former University of Tennessee at Chattanooga two-time All-American tight end Faysal Shafaat (2011-14) was a contestant on season 20 of Big Brother over the summer. A four-year starter, Shafaat had 125 career catches and is No. 4 on UTC's all-time receiving touchdown list with 18.

## MOCs ON NFL ROSTERS

The Mocs had a school-record 10 individuals take part in rookie and team mini-camps in the offseason. Six signed with an NFL team, including Chris Lewis-Harris ('11) and Tae Davis ('17) with the Giants, C.J. Board ('16 - Browns), Keionta Davis ('16 - Patriots), Corey Levin ('16 - Titans) and Buster Skrine ('10 - Jets). There were four others who participated in rookie camps, including Alejandro Bennifield ('17 - Saints), Dale Warren ('17 - Bills), Lucas Webb ('17 - Bills) and Josh Cardiello ('17 - Buccaneers). The four that are on current rosters include Tae Davis ('17 - Giants), Keionta Davis ('16 - Patriots), Corey Levin ('16 - Titans) and Buster Skrine ('10 - Jets).

## TO HELD HIS OWN HALL OF FAME INDUCTION CEREMONY AT UTC

UTC hosted the Pro Football Hall of Fame Induction Ceremony for Terrell Owens on Saturday, Aug. 4, on campus at the McKenzie Arena. Owens was a standout receiver for the Mocs from 1992-95 before going on to an illustrious career in the National Football League. He spent 15 seasons in the NFL and was a six-time Pro Bowl selection and a five-time All-Pro pick. He is second to Jerry Rice in career receiving yards with 15,934, third all-time in receiving touchdowns behind Rice and Randy Moss (153) and eighth all-time in receptions (1,078).

## MOCs AGAINST BIG-TIME OPPONENTS

Like most FCS teams, Chattanooga takes on at least one FBS squad each year. However, the Mocs have faced some of the best in recent years. Here is a rundown of Chattanooga's notable FBS opponents since 2008:

- South Carolina - Lost 49-9 on Nov. 17, 2018
- LSU - Lost 45-10 on Sept. 9, 2017 - Led 3-0
- No. 1 Alabama - Lost 31-3 on Nov. 17, 2016 - Led 3-0 after the first quarter
- No. 14 Florida State - Lost 52-13 on Nov. 21, 2015 - Led 3-0
- Tennessee - Lost 45-10 on Oct. 11, 2014
- No. 1 Alabama - Lost 49-0 on Nov. 23, 2013
- No. 10 Nebraska - Lost 40-7 on Sept. 2, 2011
- No. 2 Auburn - Lost 62-24 on Nov. 6, 2010 - eventual BCS Champion
- No. 2 Alabama - Lost 45-0 on Nov. 21, 2009 - eventual BCS Champion
- Florida State - Lost 46-7 on Sept. 13, 2008
- No. 4 Oklahoma - Lost 57-2 on Aug. 30, 2008

UTC has also played South Florida (L, 34-13 on 9/1/12), Georgia State (W, 42-14 on 9/14/13) and Central Michigan (L, 16-20 on 8/28/14) in recent FBS action.

## BIG CROWDS

Two of the biggest crowds the Mocs have played in front of in school history have come against an SEC opponent. UTC faced No. 1 Alabama in 2016 in front of 101,821, the most ever to see the Mocs play. There were also 100,170 in attendance at the 2013 game at Alabama and 97,289 last year at LSU.

## UNIVERSITY OF TENNESSEE AT CHATTANOOGA

Institution .....	University of Tennessee at Chattanooga
Preferred Name .....	Chattanooga
Short Form .....	UTC
<i>Please do not use UT-Chattanooga</i>	
Location .....	Chattanooga, Tenn.
Nickname .....	Mocs (Not Moccasins or Mockingbirds)
Colors ...	Navy (PMS 295), Old Gold (PMS 124), Silver (PMS 429)
Mascot .....	Scrappy
Founded .....	1886
Enrollment .....	11,667
Stadium (Capacity) .....	Finley Stadium (Davenport Field) (20,668)
Stadium Surface .....	Polyethylene Field Turf
NCAA Affiliation .....	NCAA Division I (FCS)
Conference .....	Southern
Chancellor .....	Dr. Steven Angle
Faculty Athletics Representative .....	Dr. Debbie Ingram

## CHATTANOOGA, TENN.

Founded .....	1838
City Population (2017) .....	179,139
Metropolitan Area (2010) .....	528,143
Altitude (Downtown) .....	675 Feet
Average Summer Temperature .....	86 (F)
Average Winter Temperature .....	42 (F)

## CHATTANOOGA ATHLETICS STAFF

Mark Wharton .....	Vice Chancellor & Director of Athletics
Phone/Email .....	(423) 425-4444/mark-wharton@utc.edu
Scott Altizer .....	Deputy Athletics Director
Phone/Email .....	(423) 425-5739/scott-altizer@utc.edu
Laura Herron .....	Executive Sr. Associate A.D.
Phone/Email .....	(423) 425-4583/laura-herron@utc.edu
Andrew Horton .....	Sr. Associate A.D. - External
Phone/Email .....	(423) 425-5285/andrew-horton@utc.edu
Dr. Jay Blackman .....	Sr. Associate A.D. - Strategic Communications
Phone/Email .....	(423) 425-5292/jay-blackman@utc.edu
Dr. Emily Blackman .....	Sr. Associate A.D. - Academics
Phone/Email .....	(423) 425-2007/emily-blackman@utc.edu
Lee Roberts .....	Associate A.D. - Development
Phone/Email .....	(423) 425-4773/lee-roberts@utc.edu
Mike Royster .....	Assistant A.D. - Athletics Facilities & Equipment
Phone/Email .....	(423) 425-4567/mike-royster@utc.edu
Kenneth Jones .....	Associate A.D. - Compliance
Phone/Email .....	(423) 425-2158/kenneth-jones01@utc.edu
Taylor Dewey .....	Assistant A.D. - Marketing
Phone/Email .....	(423) 425-2257/taylor-dewey@utc.edu
Leah Gill .....	Assistant A.D. - Digital Media
Phone/Email .....	(423) 425-5656/leah-gill@utc.edu
Tim Bream .....	Director of Sports Medicine
Phone/Email .....	(423) 425-4780/henry-bream@utc.edu
Jim Horten .....	Director of Media Relations & Comm.
Phone/Email .....	(423) 425-2350/james-horten@utc.edu
Cliff Miller .....	Director of Ticketing
Phone/Email .....	(423) 425-4780/clifton-miller@utc.edu
Beth Luehrs .....	Director of Business Affairs
Phone/Email .....	(423) 425-5577/beth-luehrs@utc.edu

## FINLEY STADIUM - DAVENPORT FIELD

Opened .....	1997 (20 Seasons)
First Game .....	28-7 Win over Tennessee State - Oct. 28, 1997
Seating Capacity .....	20,668 (32 Skyboxes)
UTC's Overall Record .....	61-58 (.513)
UTC's SoCon Record .....	41-45 (.477)
Construction Cost .....	\$28.5 million
Stadium Name Honors .....	W. Max Finley & Gordon Davenport
Highest Attended UTC Game .....	22,642 vs. Tennessee St. (10-28-97)
Highest Attended Game .....	23,010 - 2006 FCS Championship
.....	Appalachian State 49 vs. Delaware 21 - Dec. 14, 2007
Years Hosting the FCS Championship .....	13 (1997-2009)

## 2018 ROSTER

No.	PLAYER	POS	HT	WT	CL	HOMETOWN/LAST SCHOOL	PRONUNCIATION	ALPHABETICAL
1	Brandon Dowdell	DB	5-10	195	So.-1L	Cordele, Ga./Crisp County HS		93 Mychal Austin DL
2	Ethan Bozeman	WR	5-11	180	Fr.-RS	Knoxville, Tenn./Hardin Valley Academy		62 Chris Barnes OL
2	Kareem Orr	DB	5-11	195	Sr.-1L	Chattanooga, Tenn./Arizona State		35 Michael Bean LB
3	Rashun Freeman	DB	5-11	190	So.-1L	Chattanooga, Tenn./Ooltewah HS		9 Cooper Bell QB
4	Tavon Lawson	LB	6-1	225	Sr.-3L	Talladega, Ala./Munford HS		70 Ryan Blackstone OL
4	Deonte Woods	RB	5-10	200	So.-HS	Memphis, Tenn./Christian Brothers		46 Ty Boeck LB
5	Derek Mahaffey	DL	6-2	310	Sr.-2L	Oxford, Ala./East Central (Miss.) CC		61 Gabe Boring P
5	Bingo Morton	WR	6-2	215	Sr.-3L	Atlanta, Ga./Langston Hughes HS		2 Ethan Bozeman WR
6	C.J. Fritz	DB	5-11	180	Sr.-3L	Chattanooga, Tenn./McCallie School		41 Colin Brewer P
7	Alex Gaca	DB	6-3	195	Fr.-TR	Franklin, Tenn./Memphis		53 Ben Brewton LB
7	Nick Tiano	QB	6-5	240	Jr.-1L	Chattanooga, Tenn./Mississippi State	TEE-ah-no	29 Andrew Brown DB
8	Isaiah Mack	DL	6-3	305	Sr.-3L	Tunnel Hill, Ga./Northwest Whitfield HS		68 Thomas Burks K
8	Demarcus Williams	WR	6-0	195	So.-TR	Gainestown, Ala./Minnesota		16 Dominic Caldwell QB
9	Cooper Bell	QB	6-4	190	Fr.-HS	Georgetown, Texas/Georgetown HS		31 Kyle Cates LB
10	DeJuan McQuarters	WR	5-11	180	Sr.-3L	Memphis, Tenn./Mitchell HS	de-WAN	24 Darius Clark DB
11	Wil Young	WR	6-3	215	Sr.-3L	Mobile, Ala./McGill-Toolen HS		33 Isaiah Cobb RB
12	Cole Copeland	QB	6-4	205	So.-1L	Cleveland, Tenn./Bradley Central HS		63 Dylan Cole OL
13	Kohl Henke	DB	6-2	195	Fr.-HS	Chattanooga, Tenn./Boyd Buchanan HS	cole henk-ee	38 Austin Collier LB
13	Joseph Parker	WR	5-10	185	Sr.-1L	Castle Rock, Colo./Wyoming		40 Marshall Cooper LB
14	Jordan Jones	DB	5-10	175	So.-RS	Smyrna, Tenn./Smyrna HS		12 Cole Copeland QB
15	CaMiron Smith	DB	5-9	175	Fr.-HS	Cedar Hill, Texas/Trinity Christian	cam-IRON	58 Tyler Cross DL
15	Tavian Kinnard	WR	6-0	180	Fr.-HS	Nashville, Tenn./Ensworth HS		52 McClendon Curtis OL
16	Dominic Caldwell	QB	6-3	180	So.-1L	Sarasota, Fla./FIU		65 Gabe Dew OL
16	Cameron Turner	DB	5-10	180	Jr.-1L	Munford, Ala./Nevada		1 Brandon Dowdell DB
17	Chris James	QB	6-3	220	Jr.-TR	Ellijay, Ga./Hutchinson (Kan.) CC		44 Khayyan Edwards LB
18	T.J. Horton	WR	6-3	175	Fr.-HS	Cartersville, Ga./Cartersville HS		43 Torrez Finney FB
19	Bryce Nunnally	WR	6-2	190	So.-1L	Cleveland, Tenn./Walker Valley HS		64 Zach Fox OL
20	Genuine Potts	WR	6-3	200	Fr.-HS	Powder Springs, Ga./McEachern HS		89 Evan Fraley LB
21	D.J. Jackson	DB	6-1	185	So.-1L	Fort White, Fla./Fort White HS		3 Rashun Freeman DB
22	Jabril Malone	DB	5-11	195	Fr.-RS	Memphis, Tenn./Whitehaven HS		6 C.J. Fritz DB
23	Tyrell Price	RB	6-0	220	Jr.-TR	Abbeville, Miss./East Mississippi CC		7 Alex Gaca DB
24	Darius Clark	DB	5-8	150	Fr.-HS	Clarksville, Tenn./Kenwood HS		83 Jordan Giberti TE
24	Alex Trotter	RB	5-9	185	Sr.-3L	Chattanooga, Tenn./McCallie		50 Ian Hayes DL
25	Jhaeden Smith	RB	5-11	175	Fr.-HS	Ooltewah, Tenn./East Hamilton HS	jay-DEN	77 Taylor Helton OL
26	Zach Pfeifer	WR	6-1	185	So.-1L	Nashville, Tenn./Father Ryan		13 Kohl Henke DB
26	Lameric Tucker	WR	5-11	170	Fr.-HS	Cleveland, Tenn./Bradley Central HS	LAH-mare-ick	30 Torii Hilbert DB
27	Jerrell Lawson	DB	6-2	195	So.-1L	Brundidge, Ala./Pike County HS		36 Andrew Hill FB
28	Adrian King	DB	5-10	195	Jr.-2L	Montgomery, Ala./Lee HS		18 T.J. Horton WR
29	Andrew Brown	DB	5-9	175	Sr.-TR	Decatur, Ga./Florida International		21 D.J. Jackson DB
30	Torii Hilbert	DB	6-0	165	Jr.-TR	Long Beach, Calif./Univ. of La Vern	tory	17 Chris James QB
31	Kyle Cates	LB	6-2	230	Fr.-HS	Dunlap, Tenn./Sequatchie County HS		95 Cole Johnson FB
32	Christian Snyder	LB	6-1	220	Fr.-RS	Spring Hill, Tenn./Summit HS		14 Jordan Jones DB
33	Isaiah Cobb	RB	6-0	200	Fr.-HS	Maryville, Tenn./Maryville HS		92 Telvin Jones DL
35	Michael Bean	LB	6-3	235	Jr.-2L	Canton, Ga./Cherokee HS		87 Jack Keebler TE
36	Andrew Hill	FB	6-0	235	Sr.-1L	Jackson, Tenn./Bethel University		28 Adrian King DB
37	Nyvin Nelson	LB	6-0	225	Fr.-HS	Cartersville, Ga./Cartersville HS	NIE-vin	15 Tavian Kinnard WR
38	Austin Collier	LB	6-0	230	So.-TR	Nashville, Tenn./Bethel		27 Jerrell Lawson DB
38	Jonathan Stovall	RB	5-9	205	So.-TR	Tulahoma, Tenn./Carson-Newman		4 Tavon Lawson LB
39	Blake Lea	DB	6-1	195	Jr.-TR	Mt. Juliet, Tenn./Bethel		39 Blake Lea WR
40	Marshall Cooper	LB	6-0	225	Jr.-1L	Hixson, Tenn./Carson-Newman		8 Isaiah Mack DL
41	Colin Brewer	K	6-3	220	Jr.-2L	Chattanooga, Tenn./Baylor School		5 Derek Mahaffey DL
42	Hawk Schrider	LB	6-3	230	Jr.-1L	Berkeley, Calif./Richmond		22 Jabril Malone DB
43	Torrez Finney	FB	5-8	230	So.-1L	Macon, Ga./Jones County HS		96 Tristan Mann DL
44	Khayyan Edwards	LB	6-3	245	Jr.-2L	Macon, Ga./Westside HS	KYE-yahn	81 Andrew Manning WR
45	Sean McMin	FB	6-0	235	Fr.-HS	Dallas, Ga./Paulding County HS		78 Brian Marshall OL

## 2018 ROSTER

No.	PLAYER	POS	HT	WT	CL	HOMETOWN/LAST SCHOOL	PRONUNCIATION	ALPHABETICAL
46	Ty Boeck	LB	6-2	220	Fr.-HS	Soddy Daisy, Tenn./Soddy Daisy HS	beck	71 Tyler Martin OL
48	Eli Shepherd	LB	6-0	240	So.-1L	LaGrange, Ga./Lafayette Christian		90 Devonnsha Maxwell DL
48	C.J. Winston	LB	6-5	200	Fr.-RS	Gadsden, Ala./Gadsden City HS		97 Tavi McLean DL
49	Logan Pitts	TE	6-2	210	Fr.-HS	Trussville, Ala./Hewitt-Trussville HS		45 Sean McMinn FB
50	Ian Hayes	DL	6-2	225	Jr.-2L	Chickamauga, Ga./Ridgeland HS		10 DeJuan McQuarters WR
51	Simon Miskelley	LB	6-1	210	Fr.-HS	Trussville, Ala./Hewitt-Trussville HS		55 Kyle Miskelley OL
52	McClendon Curtis	OL	6-8	325	Fr.-RS	Chattanooga, Tenn./Central HS		51 Simon Miskelley LB
53	Ben Brewton	LB	6-4	220	Fr.-HS	Savannah, Ga./Beach HS		75 Harrison Moon OL
55	Kyle Miskelley	OL	6-1	300	Jr.-TR	Trussville, Ala./Minot State		5 Bingo Morton WR
56	Malcolm White	OL	6-7	315	Jr.-2L	Johnson City, Tenn./Science Hill HS		59 Jared Nash LS
57	Phil Shealy	LS	6-4	250	Fr.-HS	Dalton, Ga./Dalton HS		37 Nyvin Nelson LB
58	Tyler Cross	DL	6-2	285	Jr.-TR	Douglasville, Ga./Eastern Arizona		19 Bryce Nunnely WR
59	Jared Nash	LS	6-0	220	Jr.-1L	Fort Myers, Fla./Western Kentucky		2 Kareem Orr DB
60	Victor Ulmo	K	5-8	200	So.-1L	Chattanooga, Tenn./Baylor School		13 Joseph Parker WR
61	Gabe Boring	P	5-11	165	Fr.-HS	Pikeville, Tenn./Bledsoe County HS		26 Zach Pfeifer WR
62	Chris Barnes	OL	6-3	295	So.-TR	Leesburg, Ga./Georgia		49 Logan Pitts TE
63	Dylan Cole	OL	6-4	280	Fr.-HS	Dalton, Ga./Dalton HS		20 Genuine Potts WR
64	Zach Fox	OL	6-4	270	Fr.-HS	Decatur, Ala./Austin HS		23 Tyrell Price RB
65	Gabe Dew	OL	6-5	290	So.-1L	Knoxville, Tenn./Hardin Valley Academy		67 Noah Ramsey OL
66	Luke Schultheiss	OL	6-3	280	Sr.-1L	Canton Ga./Louisville	shull-TICE	72 Mason Russell OL
67	Noah Ramsey	OL	6-3	295	So.-TR	Dalton, Ga./Louisiana-Monroe		42 Hawk Schridder LB
68	Thomas Burks	K	6-0	175	Fr.-HS	Murfreesboro, Tenn./Blackman HS		66 Luke Schulltheiss OL
69	Cole Strange	OL	6-5	290	So.-1L	Knoxville, Tenn./Farragut HS		57 Phil Shealey LS
70	Ryan Blackstone	OL	6-3	275	Fr.-RS	Tyrone, Ga./Heritage School		48 Eli Shepherd LB
71	Tyler Martin	OL	6-4	280	Jr.-2L	Sevierville, Tenn./Sevier County HS		15 CaMiron Smith DB
72	Mason Russell	OL	6-1	270	Fr.-HS	Roswell, Ga./Fellowship Christian		98 Christian Smith DL
75	Harrison Moon	OL	6-5	290	Jr.-TR	Signal Mountain, Tenn./Mississippi St.		25 Jhaeden Smith WR
77	Taylor Helton	OL	6-5	300	Jr.-2L	Kingsport, Tenn./Dobyns-Bennett HS		32 Christian Snyder LB
78	Brian Marshall	OL	6-2	360	Jr.-2L	Marietta, Ga./Marietta HS		38 Jonathan Stovall RB
80	Cody Swabek	WR	6-1	180	Sr.-1L	Louisville, Ky./Louisville	SWA-beck	69 Cole Strange OL
81	Andrew Manning	WR	6-2	195	Fr.-HS	Chattanooga, Tenn./Ooltewah HS		80 Cody Swabek WR
82	Jacob Webster	TE	6-2	230	So.-1L	Nashville, Tenn./Christ Presbyterian		7 Nick Tiano QB
83	Jordan Giberti	TE	6-3	240	So.-RS	Gainesville, Fla./Tennessee Tech		24 Alex Trotter RB
84	Gage Upshaw	TE	6-3	235	Fr.-RS	Chattanooga, Tenn./Air Force Prep		26 Lameric Tucker WR
86	Jeffery Wood II	WR	5-8	170	Fr.-RS	Knoxville, Tenn./Catholic HS		16 Cameron Turner DB
87	Jack Keebler	TE	6-3	225	So.-1L	Chattanooga, Tenn./Boyd-Buchanan HS		88 Juwan Tyus TE
88	Juwan Tyus	TE	6-4	220	Fr.-RS	Verbena, Ala./Verbena HS		60 Victor Ulmo K
88	Cameron West	LB	6-2	230	Fr.-HS	Manchester, Tenn./Coffey County HS		84 Gage Upshaw TE
89	Evan Fraley	LB	6-1	220	Fr.-TR	Chickamauga, Ga./Gordon Lee HS		99 Josh Walker DL
90	Devonnsha Maxwell	DL	6-2	270	Fr.-RS	Valdosta, Ga./Valdosta HS	de-von-SHAY	82 Jacob Webster TE
92	Telvin Jones	DL	6-2	290	Jr.-2L	Irvington, Ala./Alma Bryant HS		88 Cameron West LB
93	Mychal Austin	DL	6-2	250	Fr.-HS	Apopka, Fla./Apopka HS		56 Malcolm White OL
95	Cole Johnson	FB	6-2	290	Fr.-RS	Chattanooga, Tenn./Baylor		8 Demarcus Williams WR
96	Tristan Mann	DL	6-2	265	Jr.-TR	Tyrone, Ga./Georgia Southern		48 C.J. Winston LB
97	Tavi McLean	DL	6-3	255	Fr.-HS	Lewisburg, Tenn./Marshall County HS	tah-VEE	86 Jeffery Wood II WR
98	Christian Smith	DL	6-2	290	So.-TR	Trussville, Ala./Tennessee Tech		4 Deonte Woods RB
99	Josh Walker	DL	6-1	305	Fr.-HS	Carrollton, Ga./IMG Academy		11 Will Young WR

# DEPTH CHART

## OFFENSE

<b>RT</b>	75	Harrison Moon	6-5	290	Jr.-TR	Signal Mountain, Tenn...	Transfer from Mississippi State ... started every game
	71	Tyler Martin	6-4	280	Jr.-2L	Sevierville, Tenn	Off the bench nine times
<b>RG</b>	66	Luke Schultheiss	6-3	280	Sr.-1L	Canton, Ga	Played in 10 games last two years .. started last two at RG
	62	Chris Barnes	6-3	295	So.-TR	Leesburg, Ga	Transfer from Georgia
<b>C</b>	67	Noah Ramsey	6-3	295	So.-TR	Dalton, Ga	Transfer from Louisiana-Monroe ... started every game ... 2nd TM All-SoCon
	78	<b>Brian Marshall</b>	<b>6-2</b>	<b>360</b>	<b>Jr.-2L</b>	<b>Marietta, Ga</b>	<b>Started first nine games in '17</b>
<b>LG</b>	69	<b>Cole Strange</b>	<b>6-5</b>	<b>290</b>	<b>So.-1L</b>	<b>Knoxville, Tenn</b>	<b>Freshman All-American ... started last 17 games ... 2nd TM All-SoCon</b>
	77	<b>Taylor Helton</b>	<b>6-5</b>	<b>300</b>	<b>Jr.-2L</b>	<b>Kingsport, Tenn</b>	<b>Started every game in '17</b>
<b>LT</b>	56	<b>Malcolm White</b>	<b>6-7</b>	<b>315</b>	<b>Jr.-2L</b>	<b>Johnson City, Tenn</b>	<b>Preseason 2nd Team All-SoCon ... started all 35 gms of career</b>
	91/52	McClendon Curtis	6-8	325	Fr.-RS	Chattanooga, Tenn	Played in every game
<b>TE</b>	82	Jacob Webster	6-2	230	So.-1L	Nashville, Tenn	Started every game ... two catches at WCU
	83	Jordan Giberti	6-3	240	So.-TR	Gainesville, Fla	Caught game-winning 2-pt. conversion at The Citadel
<b>X</b>	11	Wil Young	6-3	215	Sr.-3L	Mobile, Ala	Career-highs with 13 catches for 108 yards at ETSU
	5	<b>Bingo Morton</b>	<b>6-2</b>	<b>215</b>	<b>Sr.-3L</b>	<b>Atlanta, Ga</b>	<b>Preseason 2nd Team All-SoCon ... missed Citadel &amp; UTM games</b>
<b>Z</b>	19	Bryce Nunnally	6-2	185	So.-1L	Cleveland, Tenn	112.5 receiving yds/gm 6th in FCS ... 1st TM All-SoCon
	10	DeJuan McQuarters	5-11	180	Sr.-3L	Memphis, Tenn	15 career catches for 105 yards
<b>H</b>	13	<b>Joseph Parker</b>	<b>5-10</b>	<b>185</b>	<b>Sr.-1L</b>	<b>Castle Rock, Colo</b>	<b>Two TD catches at WCU</b>
	26	Lameric Tucker	5-11	170	Fr.-HS	Cleveland, Tenn	True freshman ... two-star prep prospect
<b>QB</b>	7	<b>Nick Tiano</b>	<b>6-5</b>	<b>240</b>	<b>Jr.-1L</b>	<b>Chattanooga, Tenn</b>	<b>2,710 passing yards is fifth in a season at UTC</b>
	17	Chris James	6-3	220	Jr.-TR	Ellijay, Ga	Played previous two seasons at Hutchinson (Kan.) CC
<b>RB</b>	23	Tyrell Price	6-0	220	Jr.-TR	Abbeville, Miss	2nd team All-SoCon ... 4th in SoCon with 9 rush TDs
	24	Alex Trotter	5-9	185	Sr.-3L	Chattanooga, Tenn	First career TD run vs. VMI
<b>FB</b>	43	Torrez Finney	5-8	230	So.-1L	Macon, Ga	Saw significant snaps at FB
	36	Andrew Hill	6-0	235	Sr.-1L	Jackson, Tenn	Scout team member in '17 ... played on special teams

## SPECIALISTS

<b>Kicker</b>	60	<b>Victor Ulmo</b>	<b>5-8</b>	<b>200</b>	<b>So.-1L</b>	<b>Chattanooga, Tenn</b>	<b>13-19 on the year ... 22-31 career</b>
	61	Gabe Boring	5-11	165	Fr.-HS	Pikeville, Tenn	Handles KO
<b>Punter</b>	41	<b>Colin Brewer</b>	<b>6-3</b>	<b>220</b>	<b>Jr.-2L</b>	<b>Chattanooga, Tenn</b>	<b>39.0 average on 46 tries</b>
	61	Gabe Boring	5-11	165	Fr.-HS	Pikeville, Tenn	2017 Tennessee Mr. Football Kicker of the Year
<b>LS</b>	59	Jared Nash	6-0	220	Jr.-1L	Fort Meyers, Fla	Missed last half of The Citadel game and at UT Martin
	57	Phil Shealy	6-4	250	Fr.-HS	Dalton, Ga	Played in two games
<b>Holder</b>	41	<b>Colin Brewer</b>	<b>6-3</b>	<b>220</b>	<b>Jr.-2L</b>	<b>Chattanooga, Tenn</b>	<b>On the Mortell Holder of the Year Watch List</b>
<b>PR</b>	1	<b>Brandon Dowdell</b>	<b>5-10</b>	<b>195</b>	<b>So.-1L</b>	<b>Cordele, Ga</b>	<b>Preseason 1st tm All-SoCon RS ... 0 yards on 2 tries</b>
	19	Bryce Nunnally	6-2	190	So.-1L	Cleveland, Tenn	No yards on one try
<b>KR</b>	13	Joseph Parker	5-10	185	Sr.-1L	Castle Rock, Colo	17.3 yards on 12 returns ... long of 29
	24	Alex Trotter	5-9	185	Sr.-3L	Chattanooga, Tenn	No tries

Bold denotes returning starter

# DEPTH CHART

## DEFENSE

<b>E</b>	<b>8</b> <b>Isaiah Mack</b> ..... <b>6-3</b> ..... <b>305</b> ..... <b>Sr.-3L</b> ..... <b>Tunnel Hill, Ga</b> ..... <b>All-American ... SoCon Defensive POY ... 8.5 sacks</b> <b>97</b> <b>Tavi McLean</b> ..... <b>6-3</b> ..... <b>225</b> ..... <b>Fr.-HS</b> ..... <b>Lewisburg, Tenn</b> ..... <b>Two-star prep prospect ... off the bench four games</b>
<b>N</b>	<b>5</b> <b>Derek Mahaffey</b> ..... <b>6-2</b> ..... <b>310</b> ..... <b>Sr.-2L</b> ..... <b>Oxford, Ala</b> ..... <b>Career-high 11 stops at The Citadel ... 2nd TM All-SoCon</b> <b>99</b> <b>Josh Walker</b> ..... <b>6-1</b> ..... <b>305</b> ..... <b>Fr.-HS</b> ..... <b>Carrollton, Ga</b> ..... <b>Three-star prep prospect</b>
<b>E</b>	<b>44</b> <b>Khayyan Edwards</b> ..... <b>6-3</b> ..... <b>245</b> ..... <b>Jr.-2L</b> ..... <b>Macon, Ga</b> ..... <b>OLB who moved up to DL last eight games</b> <b>90</b> <b>Devonnsha Maxwell</b> .... <b>6-2</b> ..... <b>270</b> ..... <b>Fr.-RS</b> ..... <b>Valdosta, Ga</b> ..... <b>Sack &amp; TFL vs. TTU ... SoCon All-Freshman</b>
<b>S</b>	<b>42</b> <b>Hawk Schrider</b> ..... <b>6-3</b> ..... <b>230</b> ..... <b>Jr.-1L</b> ..... <b>Berkeley, Calif</b> ..... <b>SouthernPigskin.Com X-Factor Honoree at UTM</b> <b>50</b> <b>Ian Hayes</b> ..... <b>6-2</b> ..... <b>225</b> ..... <b>Jr.-2L</b> ..... <b>Chickamauga, Ga</b> ..... <b>Two tackles at The Citadel</b>
<b>M</b>	<b>40</b> <b>Marshall Cooper</b> ..... <b>6-0</b> ..... <b>225</b> ..... <b>Jr.-1L</b> ..... <b>Hixson, Tenn</b> ..... <b>3rd in SoCon 8.9 tackles/game ... 2nd TM All-SoCon</b> <b>37</b> <b>Nyvin Nelson</b> ..... <b>6-0</b> ..... <b>225</b> ..... <b>Fr.-HS</b> ..... <b>Cartersville, Ga</b> ..... <b>Two-star prep prospect</b>
<b>W</b>	<b>4</b> <b>Tavon Lawson</b> ..... <b>6-1</b> ..... <b>225</b> ..... <b>Sr.-3L</b> ..... <b>Talladega, Ala</b> ..... <b>Started vs. VMI after missing 3 games</b> <b>48</b> <b>C.J. Winston</b> ..... <b>6-5</b> ..... <b>200</b> ..... <b>Fr.-RS</b> ..... <b>Gadsden, Ala</b> ..... <b>Redshirted in '17</b>
<b>J</b>	<b>27</b> <b>Jerrell Lawson</b> ..... <b>6-2</b> ..... <b>195</b> ..... <b>So.-1L</b> ..... <b>Brundidge, Ala</b> ... <b>Academic All-SoCon ... pick-6 vs. TTU ... moved up from SS</b> <b>35</b> <b>Michael Bean</b> ..... <b>6-3</b> ..... <b>235</b> ..... <b>Jr.-2L</b> ..... <b>Canton, Ga</b> ..... <b>Started eight games ... DNP three games</b>
<b>C</b>	<b>6</b> <b>C.J. Fritz</b> ..... <b>5-11</b> ..... <b>180</b> ..... <b>Sr.32L</b> ..... <b>Chattanooga, Tenn</b> ..... <b>Started 34 of last 35 games</b> <b>15</b> <b>CaMiron Smith</b> ..... <b>5-9</b> ..... <b>175</b> ..... <b>Fr.-HS</b> ..... <b>Cedar Hill, Texas</b> ..... <b>Two-star prep prospect ... three tackles vs. Samford</b>
<b>SS</b>	<b>1</b> <b>Brandon Dowdell</b> ..... <b>5-10</b> ..... <b>195</b> ..... <b>So.-1L</b> ..... <b>Cordele, Ga</b> ..... <b>INTs vs. UTM, ETSU and VMI ... 1st TM All-SoCon</b> <b>28</b> <b>Adrian King</b> ..... <b>5-10</b> ..... <b>195</b> ..... <b>Jr.-2L</b> ..... <b>Montgomery, Ala</b> ..... <b>Forced a fumble at The Citadel</b>
<b>FS</b>	<b>21</b> <b>D.J. Jackson</b> ..... <b>6-1</b> ..... <b>185</b> ..... <b>So.-1L</b> ..... <b>Fort White, Fla</b> ..... <b>Started nine games ... 2 FRs</b> <b>3</b> <b>Rashun Freeman</b> ..... <b>5-11</b> ..... <b>190</b> ..... <b>So.-1L</b> ..... <b>Chattanooga, Tenn</b> ..... <b>Academic All-SoCon</b>
<b>C</b>	<b>2</b> <b>Kareem Orr</b> ..... <b>5-11</b> ..... <b>195</b> ..... <b>Sr.-1L</b> ..... <b>Chattanooga, Tenn</b> ..... <b>1st TM All-SoCon ... 4 INTs</b> <b>14</b> <b>Jordan Jones</b> ..... <b>5-10</b> ..... <b>175</b> ..... <b>So.-RS</b> ..... <b>Smyrna, Tenn</b> ..... <b>Redshirted in '17</b>

Bold denotes returning starter

## CAREER STARTS

Offense	2014	2015	2016	2017	2018	Total	Cons.	Defense	2014	2015	2016	2017	2018	Total	Cons.	
OL Chris Barnes					9	9		LB Michael Bean				2	8	10	3	
QB Cole Copeland				6		6		DB Andrew Brown					2	2		
FB Torrez Finney				2		2		LB Marshall Cooper					11	11	11	
TE Jordan Giberti				1		1		DB Brandon Dowdell					8	8		
OL Taylor Helton				11		11		LB Khayyan Edwards			6		8	14		
OL Brian Marshall			1	9		10		DB Rashun Freeman				1	1	2		
WR DeJuan McQuarters		1				1		DB C.J. Fritz		2	13	10	11	36	12	
WR Bingo Morton				4	1	5		DB D.J. Jackson				2	9	11	9	
OL Harrison Moon				11		11	11	DB Jordan Jones					3	3	2	
WR Bryce Nunnally				11		11	11	DB Jerrell Lawson				9	11	20	20	
WR Joseph Parker			5	7		12	1	LB Tavon Lawson	2		1	6	6	15	4	
RB Tyrell Price				11		11	11	DL Isaiah Mack		8		2	11	11	32	22
OL Noah Ramsey				11		11	11	DL Derek Mahaffey				11	11	22	22	
OL Luke Schultheiss			1	2		3	2	DL Devonnsha Maxwell					4	4	2	
OL Cole Strange			6	11		17	17	DB Kareem Orr				7	10	17	10	
QB Nick Tiano			5	11		16	11	LB Hawk Schrider				8	5	13		
RB Alex Trotter		1			1	2		DB CaMiron Smith					1	1		
TE Gage Upshaw				1		1										
TE Jacob Webster				11		11	11									
OL Malcolm White			13	11		11	35									
WR Wil Young		2		3		9	14									

# HEAD COACH TOM ARTH



## Honors

2016 D3Football.com National Coach of the Year  
 2016 Ohio Athletic Conference Coach of the Year  
 2013 NCAA Division III Regional Coach of the Year  
 2013 Ohio Athletic Conference co-Coach of the Year

## Personal

Full Name: Thomas Edward Arth  
 Born: May 11, 1981  
 Hometown: Westlake, Ohio  
 Age: 37  
 Wife: Lauren  
 Children: Caroline (12), Tommy (10), Kate (8), Patrick (7) and Elizabeth (3).  
 Education: John Carroll University - B.S. Physical Education (2003)

## Assistant Coaching Experience

2010-12 – John Carroll University  
 Director of Football Operations  
 Co-offensive coordinator  
 Assistant recruiting coordinator  
 Quarterbacks coach

## Professional Playing Career

2003-05 - Indianapolis Colts  
 2004 - Scottish Claymores (NFL Europe)  
 2005 - Hamburg Sea Devils (NFL Europe)  
 2006 - Green Bay Packers  
 2007 - Toronto Argonauts (CFL)  
 2007 - Grand Rapids Rampage (AFL)  
 2008 – Georgia Force (AFL)

Year	Overall	Home	Away	Conf.	Place	Home	Away	Non. Conf.	Home	Away	Sept.	Oct.	Nov.	Post
2013 <sup>JCU</sup>	9-2	4-1	4-1	8-1	2nd	4-0	4-1	1-1	0-1	0-0	3-0	4-0	2-2	0-1
2014 <sup>JCU</sup>	11-2	7-0	4-2	8-1	2nd	5-0	3-1	3-1	2-0	1-1	3-0	4-0	4-1	2-1
2015 <sup>JCU</sup>	8-2	2-2	6-0	7-2	T2nd	2-2	5-0	1-0	0-0	1-0	3-0	4-1	1-1	0-0
2016 <sup>JCU</sup>	12-2	7-0	5-2	9-0	1st	5-0	4-0	3-2	2-0	1-2	2-1	5-0	4-0	3-1
2017	3-8	1-4	2-4	3-5	---	1-3	2-2	0-3	0-1	0-2	1-3	1-3	1-1	0-0
2018	6-5	3-2	3-3	4-4	---	2-2	2-2	2-1	1-0	1-1	3-1	2-1	0-3	0-0
<b>Totals</b>	<b>49-21</b>	<b>24-9</b>	<b>25-12</b>	<b>39-13</b>		<b>19-7</b>	<b>20-6</b>	<b>11-8</b>	<b>5-2</b>	<b>4-6</b>	<b>17-5</b>	<b>20-5</b>	<b>14-8</b>	<b>5-3</b>

## Arth's Statistics as a Head Coach


	2013	2014	2015	2016	2017	2018
Rushing Offense	138.3 (7/160)	176.6 (6/90)	156.9 (7/123)	178.3 (4/76)	78.1 (8/115)	98.4 (8/11)
Passing Offense	312.6 (1/14)	305.5 (2/14)	233.0 (3/83)	209.4 (6/143)	189.5 (5/77)	246.5 (4/36)
Pass Efficiency	150.64 (3/25)	171.76 (2/3)	129.2 (5/98)	131.6 (5/101)	109.77 (8/97)	132.61 (6/46)
Total Offense	450.9 (3/30)	482.2 (3/18)	389.9 (6/108)	387.6 (6/119)	276.6 (8/113)	344.9 (9/91)
Scoring Offense	41.9 (3/14)	48.2 (2/4)	31.3 (5/73)	32.9 (4/72)	17.7 (8/100)	21.5 (9/98)
Turnover Margin	+7 (2/47)	+9 (2/41)	+1 (3/110)	+7 (6/95)	-1.09 (8/97)	<b>+6 (1/21)</b>
Rushing Defense	101.7 (2/16)	96.8 (2/15)	115.3 (2/35)	78.3 (2/13)	163.2 (5/73)	161.2 (5/49)
Passing Yards Allowed	<b>127.4 (1/5)</b>	<b>154.3 (1/17)</b>	<b>154.6 (2/9)</b>	<b>139.7 (1/8)</b>	<b>163.2 (1/12)</b>	201.5 (2/42)
Pass Efficiency Def. Rating	<b>81.8 (1/3)</b>	<b>91.19 (1/9)</b>	98.48 (2/19)	<b>91.6 (1/6)</b>	133.57 (8/97)	120.37 (2/37)
Total Defense	<b>229.1 (1/2)</b>	<b>251.1 (1/7)</b>	269.9 (2/14)	<b>218.0 (1/3)</b>	<b>326.4 (1/25)</b>	362.7 (3/43)
Scoring Defense	<b>9.1 (1/2)</b>	<b>13.4 (2/10)</b>	<b>13.6 (2/12)</b>	<b>12.6 (1/4)</b>	25.8 (5/60)	<b>21.0 (2/14)</b>
Net Punting	30.8 (6/148)	<b>32.6 (1/90)</b>	33.6 (4/66)	32.5 (7/120)	36.28 (6/49)	33.01 (7/92)
Punt Returns	11.5 (5/36)	9.7 (5/66)	11.3 (2/43)	6.1 (5/174)	10.06 (2/29)	2.9 (9/121)
Kickoff Returns	22.2 (2/45)	20.8 (4/64)	<b>25.6 (1/5)</b>	<b>23.6 (1/15)</b>	19.15 (8/82)	16.0 (9/122)
Interceptions	14 (3/56)	17 (2/25)	13 (3/66)	15 (2/373)	8 (7/81)	11 (3/48)
Fumbles Recovered	13 (2/22)	11 (4/44)	3 (8/235)	10 (2/49)	5 (8/107)	<b>9 (1/40)</b>
3rd Down Conversion	44% (3/44)	<b>49% (1/10)</b>	43% (5/50)	43% (5/60)	31.3% (8/101)	38.9% (6/42)
Opponent 3rd Down Conv	<b>25% (1/3)</b>	<b>24% (1/3)</b>	31% (2/28)	<b>25% (1/7)</b>	40.3% (6/93)	39.0% (5/75)
4th Down Conversion	<b>64% (1/15)</b>	50% (6/80)	13% (10/241)	<b>67% (1/8)</b>	50.0% (3/43)	43.8% (9/74)
Opponent 4th Down Conv	30% (3/20)	<b>30% (1/14)</b>	<b>29% (1/16)</b>	39% (2/80)	36.4% (1/26)	55.6% (5/86)
Sacks	<b>35 (1/17)</b>	<b>33 (4/607)</b>	<b>59 (2/2)</b>	35 (3/26)	11 (9/115)	30 (2/26)
Sacks Allowed	7 (1/9)	<b>10 (1/12)</b>	5 (1/1)	15 (2/50)	34 (9/109)	17 (3/33)
Time of Possession	32:07 (2/44)	31:09 (3/65)	29:24 (6/145)	<b>33:35 (1/14)</b>	30:13 (4/52)	30:29 (5/50)
Penalty Yards	58.4 (6/144)	72.3 (10/202)	77.9 (10/218)	54.4 (5/97)	57.27 (8/51)	55.8 (7/54)
Red Zone Offense	86% (2/23)	84% (4/38)	73% (8/155)	78% (7/97)	78.1% (6/60)	83.3% (6/44)
Red Zone Defense	<b>50% (1/2)</b>	<b>66.7% (1/36)</b>	<b>65% (1/24)</b>	67% (2/38)	81.8% (6/75)	<b>66.7% (1/6)</b>
Home Attendance/Game	2,679 (3/52)	2,703 (3/43)	2,759 (2/42)	2,553 (5/53)	9,170 (3/31)	8,752 (4/36)
Home Total Attendance	13,396 (3/52)	18,918 (3/20)	11,036 (5/74)	17,871 (2/25)	45,848 (6/46)	43,761 (4/34)

(SoCon/National Rank) • Bold Highlights Conference Leader and/or NCAA Top 10


## Arth vs.

Opponent	Overall	Home	Away
The Citadel	1-1	0-1	1-0
ETSU	1-1	1-0	0-1
Furman	0-2	0-1	0-1
Jacksonville St.	0-1	0-0	0-1
LSU	0-1	0-0	0-1
UT Martin	1-1	0-1	1-0
Mercer	0-2	0-1	0-1
Samford	2-0	1-0	1-0
South Carolina	0-1	0-0	0-1
Tennessee Tech	1-0	1-0	0-0
VMI	2-0	0-0	2-0
Western Carolina	1-1	0-1	1-0
Wofford	0-2	0-1	0-1

# ASSISTANT COACHES



**Off. Coordinator**  
**Justin Rascati**  
 James Madison '05  
 2nd Year




**Def. Coordinator**  
**Matt Feeney**  
 John Carroll '14  
 2nd Year



**Tackles/TEs**  
**Chris Cook**  
 Chattanooga '09  
 2nd Year



**Receivers**  
**Greg Harbaugh**  
 Averett '09  
 1st Year



**Offensive Line**  
**Nick Hennessey**  
 Colgate '09  
 2nd Year



**RBs/Special Teams**  
**Chris Hurd**  
 North Texas '04  
 2nd Year



**Linebackers**  
**Oscar Rodriguez**  
 Fort Hays State '05  
 1st Year



**Defensive Line**  
**Davern Williams**  
 Troy '03  
 1st Year



**Cornerbacks**  
**Jeremiah Wilson**  
 Huntingdon '09  
 1st Year



**Outside LBs**  
**Steve Donatell**  
 Wake Forest '16  
 1st Year

# INDIVIDUAL CAREER-HIGHS

## MICHAEL BEAN'S CAREER HIGHS

Tackles..... 17 vs. Wofford (10/6/18)  
Sack.....1.0 at Samford (10/28/17)

TFLs ..... 1.5 at Samford (10/28/17)  
QBHs ..... 1 (2x) Last at Furman (11/3/18)

## TY BOECK'S CAREER HIGHS

Tackles.....2 vs. Tennessee Tech (8/30/18)

## GABE BORING'S CAREER HIGHS

Tackles.....2 at The Citadel (9/8/18)

## COLIN BREWER'S CAREER HIGHS

Punts ..... 9 vs ETSU (11/18/17)  
Long.....60 at Western Carolina (10/28/16)  
Game avg ... 51.0 at Western Carolina (10/28/16)

Yards ..... 366 vs. ETSU (1/18/17)  
Inside 20 ... 3 (4x) Last vs. Wofford (10/6/18)  
50+ ... 2 (2x) Last vs. Western Carolina (9/30/17)

## ANDREW BROWN'S CAREER HIGHS

Tackles.....5 at The Citadel (9/8/18)

TFLs ..... 1.0 vs. Tennessee Tech (8/30/18)

## DOMINIC CALDWELL'S CAREER HIGHS

Pass Yds ..... 6 vs. Western Carolina (9/30/17)  
Long Pass..... 6 vs. Western Carolina (9/30/17)  
TD Passes..... 1 vs. Western Carolina (9/30/17)

Completions... 1 vs. Western Carolina (9/30/17)  
Attempts ..... 2 vs. Western Carolina (9/30/17)

## MARSHALL COOPER'S CAREER HIGHS

Tackles..... 15 at The Citadel (9/8/18)  
Sacks.....1.0 (2x) Last at ETSU (9/29/18)

TFLs ..... 1.0 (2x) Last at ETSU (9/29/18)  
INT.....1 vs. Samford (9/22/18)

## COLE COPELAND'S CAREER HIGHS

Pass Yds ..... 317 vs. Furman (10/7/17)  
Long Pass..... 41 vs. Furman (10/7/17)  
TD Passes..... 2 (3x) Last at Wofford (11/4/17)  
Rushes ..... 7 (2x) Last at Wofford (11/4/17)

Completions..... 30 vs. Furman (10/7/17)  
Attempts ..... 42 vs. Furman (10/7/17)  
INTs ..... 4 vs. Furman (10/7/17)

## TYLER CROSS'S CAREER HIGHS

Tackles....2 (2x) Last at UT Martin (9/15/18)

## BRANDON DOWDELL'S CAREER HIGHS

Tackles..... 12 vs. Wofford (10/6/18)  
PBUs ..... 2 (3x) Last at UT Martin (9/15/18)  
Long KOR..... 50 vs. The Citadel (10/21/17)

TFLs ... 1.0 (2x) Last at Western Carolina (10/13/18)  
Long PR..... 37 vs. The Citadel (10/21/17)  
INT.....1 (3x) Last vs. VMI (10/27/18)

## KHAYYAN EDWARDS' CAREER HIGHS

Tackles..... 10 at The Citadel (9/8/18)  
Sacks..... 1.0 at Furman (11/4/18)  
TFLs ..... 1.5 vs. VMI (10/27/18)

PBUs ..... 1 (3x) Last at ETSU (9/29/18)  
QBHs..... 2 (3x) Last vs. VMI (10/27/18)

## RASHUN FREEMAN'S CAREER HIGHS

Tackles....6 at Western Carolina (10/13/18)

## C.J. FRITZ'S CAREER HIGHS

Tackles..... 8 vs. Samford (9/24/16)  
PBUs ..... 2 at Jacksonville State (12/5/15)

INTs ..... 1 at Jacksonville State (12/5/15)

## IAN HAYES' CAREER HIGHS

Tackles.....3 (2x) Last at ETSU (9/29/18)  
TFLs ..... 1.0 at LSU (9/9/17)

Sacks.....1.0 at LSU (9/9/17)

## D.J. JACKSON'S CAREER HIGHS

Tackles.... 6 (3x) Last vs. Wofford (10/6/18)  
TFLs .... 1.0 (2x) Last vs. Samford (9/22/18)  
PBUs ..... 1 (3x) Last vs. VMI (10/27/18)

Sacks..... 1.0 at UT Martin (9/15/18)  
INT.....1 vs. Samford (9/22/18)

## JORDAN JONES' CAREER HIGHS

Tackles..... 8 vs. Samford (9/22/18)  
PBUs ..... 2 vs. VMI (10/27/18)

TFLs ..... 2.0 vs. VMI (10/27/18)  
Sacks.....2.0 vs. VMI (10/27/18)

## TELVIN JONES' CAREER HIGHS

Tackles..... 7 vs. Furman (10/7/17)  
TFLs ..... 1.0 vs. Western Carolina (9/30/17)

Sacks... 1.0 vs. Western Carolina (9/30/17)

## ADRIAN KING'S CAREER HIGHS

Tackles...3 (2x) Last at South Carolina (11/18/18)

## JERRELL LAWSON'S CAREER HIGHS

Tackles.... 9 (2x) Last vs. Samford (9/22/18)  
Sacks...1.0 (2x) Last at South Carolina (11/18/18)  
INTs ..... 1 vs. Tennessee Tech (8/30/18)

PBUs ..... 1 (4x) Last vs. VMI (10/27/18)  
TFLs ..... 2.0 at Western Carolina (10/13/18)

## TAVON LAWSON'S CAREER HIGHS

Tackles..... 14 vs. Jacksonville St. (8/26/17)  
Sacks..... 1.5 vs. Western Carolina (9/30/17)

TFLs ..... 3.5 vs. Western Carolina (9/30/17)

## ISAIAH MACK'S CAREER HIGHS

Tackles..... 16 at The Citadel (9/8/18)  
Sacks..... 3.0 vs. VMI (10/27/18)

TFLs ..... 4.0 vs. VMI (10/27/18)  
QBHs..... 3 (3x) Last vs. Samford (9/22/18)

## DEREK MAHAFFEY'S CAREER HIGHS

Tackles..... 11 at The Citadel (9/8/18)  
TFLs ..... 3.0 at ETSU (9/29/18)  
PBUs ..... 2 vs. Mercer (11/10/18)

Sacks..... 1.0 (2x) Last at ETSU (9/29/18)  
QBHs ..... 3 vs. Furman (10/7/17)  
INT..... 1 vs. Mercer (11/10/18)

## JABRIL MALONE'S CAREER HIGHS

Tackles.....3 at UT Martin (9/15/18)

## TRISTAN MANN'S CAREER HIGHS

Tackles... 1 (2x) Last at Western Carolina (10/13/18)

## DEVONNSHA MAXWELL'S CAREER HIGHS

Tackles..... 9 at Furman (11/4/18)  
TFLs ..... 2.0 vs. Tennessee Tech (8/30/18)

Sacks..... 1.5 vs. VMI (10/27/18)  
QBHs ..... 1 at Furman (11/4/18)

## DEJUAN MCQUARTERS' CAREER HIGHS

Rec. Yds ..... 22 vs. VMI (10/22/16)  
Long Rec ..... 14 at ETSU (9/29/18)

Rec ..... 3 (2x) Last at Wofford (11/4/17)

## BINGO MORTON'S CAREER HIGHS

Rec. Yds ..... 75 vs. UT Martin (9/16/17)  
Long Rec ..... 59 vs. UT Martin (9/16/17)

Rec ..... 7 at Wofford (11/4/17)  
Rec. TDs..... 2 at VMI (9/23/17)

## BRYCE NUNNELLY'S CAREER HIGHS

Rec. Yds ..... 268 at The Citadel (9/8/18)  
Long Rec ... 89 vs. Tennessee Tech (8/30/18)  
All Purpose ..... 268 at The Citadel (9/8/18)

Rec ..... 10 at The Citadel (9/8/18)  
Rec. TDs..... 2 at The Citadel (9/8/18)

## KAREEM ORR'S CAREER HIGHS

Tackles..... 9 vs. Samford (9/22/18)  
TFLs ..... 2.0 vs. UT Martin (9/16/17)

INTs ... 1 (5x) Last at Western Carolina (10/13/18)  
PBU ..... 3 vs. Mercer (11/10/18)

## JOSEPH PARKER'S CAREER HIGHS

Rec. Yds ..... 104 at LSU (9/9/17)  
Long Rec ..... 67 at LSU (9/9/17)

Rec ..... 8 at ETSU (9/29/18)  
Rec. TDs... 2 at Western Carolina (10/13/18)

## TYRELL PRICE'S CAREER HIGHS

Rush Yds ... 135 at Western Carolina (10/13/18)  
Rushes ..... 29 at Western Carolina (10/13/18)  
Long Rush ... 40 (2x) Last at UT Martin (9/15/18)  
Rush TDs.... 2 (3x) Last vs. VMI (10/27/18)  
All Purpose ... 173 at Western Carolina (10/13/18)

Rec. Yds ..... 80 vs. Samford (9/22/18)  
Rec ... 6 (2x) Last at Western Carolina (10/13/18)  
Long Rec .. 30 vs. Tennessee Tech (8/30/18)  
Rec TDs..... 1 vs. Samford (9/22/18)

## HAWK SCHRIDER'S CAREER HIGHS

Tackles..... 8 at UT Martin (9/15/18)  
Sacks..... 2.0 at UT Martin (9/15/18)

TFLs ..... 2.5 at UT Martin (9/15/18)

## CAMIRON SMITH'S CAREER HIGHS

Tackles..... 4 at South Carolina (11/18/18)

PBUs ..... 1 (2x) Last vs. VMI (10/27/18)

## NICK TIANO'S CAREER HIGHS

Pass Yds ..... 347 at The Citadel (9/8/18)  
Comps ..... 32 at ETSU (9/29/18)  
Attempts ..... 56 at ETSU (9/29/18)  
Long Pass... 89 vs. Tennessee Tech (8/30/18)  
TD Passes ..... 4 at VMI (9/23/17)

Rush Yds .. 68 vs. Jacksonville St. (8/26/17)  
Rushes ..... 14 vs. UT Martin (9/16/17)  
Long Rush ..... 33 vs. Samford (9/22/18)  
Total Off ..... 387 at The Citadel (9/8/18)

## ALEX TROTTER'S CAREER HIGHS

Rush Yds ..... 96 vs. Mercer (11/10/18)  
Long Rush ... 17 (2x) Last at Wofford (11/4/17)

Rushes ..... 14 at Samford (10/28/17)  
Rushing TDs..... 1 vs. VMI (10/27/18)

## VICTOR ULMO'S CAREER HIGHS


FGs..... 3 vs. Mercer (11/10/18)  
FGAs ..... 3 (2x) Last at South Carolina (11/18/18)  
Long FG..... 44 at Mercer (10/14/17)

PATs..... 9 at VMI (9/23/17)  
Points... 10 (2x) Last at UT Martin (9/15/18)

## WIL YOUNG'S CAREER HIGHS

Rec. Yds ..... 108 at ETSU (9/29/18)  
Long Rec ... 63 vs. Tennessee Tech (8/30/18)

Rec ..... 13 at ETSU (9/29/18)  
Rec. TDs..... 2 at UT Martin (9/15/18)



# Michael Bean

Linebacker • Jr.-3L • 6-3 • 235  
Canton, Ga. • Cherokee HS

# 35

**CHATTANOOGA:** Played in 31 games in his career with 10 starts ... Business major ... Dean's List in the spring.

**2018 • JUNIOR SEASON:** Fifth on the team with 52 tackles ... started all eight games he played at linebacker ... missed Samford, Western Carolina and VMI games ... team-high 12 tackles at Furman after not playing the previous two games ... career-high and game-high 17 tackles against Wofford ... 11 solo stops ... four tackles at ETSU ... eight tackles at The Citadel ... four tackles vs. Tennessee Tech.

### BEAN'S CAREER STATISTICS

Year	G/GS	UT	AT	Total	Sacks	TFL	FF	FR	QBH	PBU	Int-Yds
2016	12/0	12	3	15	0.0	0.0	0	0	0	0	0-0
2017	11/2	23	17	40	1.0	3.5	1	0	1	0	0-0
2018	8/8	25	27	52	0.0	0.5	0	0	1	1	0-0
<b>Tot</b>	<b>31/10</b>	<b>60</b>	<b>47</b>	<b>107</b>	<b>1.0</b>	<b>4.0</b>	<b>1</b>	<b>0</b>	<b>2</b>	<b>1</b>	<b>0-0</b>

### BEAN'S CAREER HIGHS

Tackles.....17 vs. Wofford (10/6/18) TFLs ..... 1.5 at Samford (10/28/17)  
Sack.....1.0 at Samford (10/28/17) QBHs.....1 (2x) Last at Furman (11/3/18)

### BEAN'S 2018 GAME-BY-GAME

Game	UT	AT	Total	Sacks	TFL	FF	FR	QBH	PBU	Int-Yds
TTU	3	1	4	0.0	0.0	0	0	0	0	0-0
at The Citadel	1	7	8	0.0	0.0	0	0	0	0	0-0
at UT Martin	1	2	3	0.0	0.0	0	0	0	1	0-0
Samford		DNP								
at ETSU	1	3	4	0.0	0.0	0	0	0	0	0-0
Wofford	11	6	17	0.0	0.5	0	0	0	0	0-0
at WCU		DNP								
VMI		DNP								
at Furman	5	7	12	0.0	0.0	0	0	1	0	0-0
Mercer	0	0	0	0.0	0.0	0	0	0	0	0-0
at USC	3	1	4	0.0	0.0	0	0	0	0	0-0

### BEAN'S 2017 GAME-BY-GAME

Game	UT	AT	Total	Sacks	TFL	FF	FR	QBH	PBU	Int-Yds
vs. JSU	1	1	2	0.0	0.0	0	0	1	0	0-0
at LSU	1	3	4	0.0	0.5	0	0	0	0	0-0
UT Martin	6	0	6	0.0	1.0	0	0	0	0	0-0
at VMI	2	2	4	0.0	0.0	0	0	0	0	0-0
W.Carolina	4	0	4	0.0	0.0	0	0	0	0	0-0
Furman	2	1	3	0.0	0.0	0	0	0	0	0-0
at Mercer	1	1	2	0.0	0.5	0	0	0	0	0-0
The Citadel	4	3	7	0.0	0.0	0	0	0	0	0-0
at Samford	2	2	4	1.0	1.5	1	0	0	0	0-0
at Wofford	0	4	4	0.0	0.0	0	0	0	0	0-0
ETSU	0	0	0	0.0	0.0	0	0	0	0	0-0

### BEAN'S 2016 GAME-BY-GAME

Game	UT	AT	Total	Sacks	TFL	FF	FR	QBH	PBU	Int-Yds
Shorter	1	1	2	0.0	0.0	0	0	0	0	0-0
Presbyterian		DNP								
at Furman	0	1	1	0.0	0.0	0	0	0	0	0-0
Samford	2	0	2	0.0	0.0	0	0	0	0	0-0
at ETSU	1	0	1	0.0	0.0	0	0	0	0	0-0
Mercer	2	0	2	0.0	0.0	0	0	0	0	0-0
at The Citadel	0	0	0	0.0	0.0	0	0	0	0	0-0
VMI	1	0	1	0.0	0.0	0	0	0	0	0-0
at WCU	0	0	0	0.0	0.0	0	0	0	0	0-0
Wofford	0	0	0	0.0	0.0	0	0	0	0	0-0
at Alabama	0	1	1	0.0	0.0	0	0	0	0	0-0
Weber State	3	0	3	0.0	0.0	0	0	0	0	0-0
at SHSU	2	0	2	0.0	0.0	0	0	0	0	0-0



# Colin Brewer

Punter • Jr.-3L • 6-3 • 220  
Chattanooga, Tenn. • Baylor School

# 41

**CHATTANOOGA:** Handled the punting duties each of the last three seasons ... also the holder on PAT/FGs ... on the Mortell Holder of the Year Watch List ... 39.8 career punting average ... Sport Management Major ... SoCon Honor Roll ... **Academic All-SoCon.**

**2018 • JUNIOR SEASON:** 39.0 yards per punt on 46 attempts ... four punts for 43.2 average and long of 50 at South Carolina ... seven punts for 37.1 yards against Mercer ... three kicks for 40.7 at Furman ... long of 48 ... two punts for 41.0 yards, including a 48-yarder, against VMI ... 34-yard kick was downed i20 ... 39.8 with a 52-yarder on five tries at WCU ... 43.0 on five tries against Wofford ... season-long 54-yards and three i20 ... 38.7 on six punts, including a 52-yarder at ETSU ... 44.5 on two punts at UT Martin, including a 51-yarder ... both were i20 ... had one blocked at The Citadel ... first of his career.

### BREWER'S CAREER STATISTICS

Year	G	Punts	Yds	Avg	LG	Blkd	TB	FC	50+	I20
2016	13	41	1665	40.6	60	0	0	8	6	14
2017	11	60	2393	39.9	53	0	3	25	5	13
2018	11	46	1793	39.0	54	1	0	16	5	10
<b>Totals</b>	<b>35</b>	<b>147</b>	<b>5851</b>	<b>39.8</b>	<b>60</b>	<b>1</b>	<b>3</b>	<b>49</b>	<b>16</b>	<b>37</b>

### BREWER'S CAREER HIGHS

Punts .....9 vs. ETSU (11/18/17) Yards ...305 vs. Western Carolina (9/30/17)  
Long.....60 at Western Carolina (10/28/16) Inside 20..... 3 (4x) Last vs. Wofford (10/6/18)  
Game avg ...51.0 at Wesern Carolina (10/28/16) 50+ ...2 (3x) Last vs. Western Carolina (9/30/17)

### BREWER'S 2018 GAME-BY-GAME

Game	Punts	Yds	Avg	LG	Blkd	TB	FC	50+	I20
TTU	7	266	38.0	47	0	0	2	0	2
at The Citadel	1	29	29.0	29	1	0	0	0	0
at UT Martin	2	89	44.5	51	0	0	0	1	2
Samford	4	126	31.5	39	0	0	1	0	0
at ETSU	6	232	38.7	52	0	0	0	0	0
Wofford	5	215	43.0	54	0	0	0	1	3
at WCU	5	199	39.8	52	0	0	4	1	1
VMI	2	82	41.0	48	0	0	0	0	1
at Furman	3	122	40.7	48	0	0	0	0	1
Mercer	7	260	37.1	49	0	0	5	0	0
at USC	4	173	43.2	50	0	0	0	1	0

### BREWER'S 2017 GAME-BY-GAME

Game	Punts	Yds	Avg	LG	Blkd	TB	FC	50+	I20
vs. JSU	6	251	41.8	49	0	0	3	0	0
at LSU	6	263	43.8	52	0	0	0	2	0
UT Martin	7	295	42.1	48	0	0	5	0	1
at VMI	1	36	36.0	36	0	0	0	0	0
W. Carolina	8	305	38.1	53	0	0	2	2	1
Furman	3	98	32.7	40	0	0	2	0	1
at Mercer	7	267	38.1	45	0	0	3	0	2
The Citadel	5	190	38.0	48	0	2	2	0	2
at Samford	5	197	39.4	47	0	0	2	0	1
at Wofford	3	125	41.7	48	0	0	2	0	2
ETSU	9	366	40.7	52	0	1	4	1	3

### BREWER'S 2016 GAME-BY-GAME

Game	Punts	Yds	Avg	LG	Blkd	TB	FC	50+	I20
Shorter	1	45	45.0	45	0	0	0	0	0
Presbyterian	4	201	50.2	54	0	0	1	2	1
at Furman	2	89	44.5	57	0	0	1	1	0
Samford	2	96	48.0	51	0	0	1	1	0
at ETSU	1	41	41.0	41	0	0	1	0	1
Mercer	0	0	0.0	0	0	0	0	0	0
at The Citadel	2	82	41.0	42	0	0	0	0	0
VMI	6	217	36.2	44	0	0	1	0	3
at W. Carolina	2	102	51.0	60	0	0	0	1	2
Wofford	5	225	45.0	58	0	0	1	1	3
at Alabama	8	271	33.9	43	0	0	0	0	1
Weber State	5	169	33.8	44	0	0	1	0	2
at SHSU	3	127	42.3	46	0	0	1	0	1



# Marshall Cooper

Linebacker • Jr.-2L • 6-0 • 225  
Hixson, Tenn. • Carson-Newman

# 40

**CHATTANOOGA:** Transferred to UTC as a walk-on from Carson-Newman following his freshman year ... played in 21 games with 11 starts ... Sports Management Major ... SoCon Honor Roll ... **Academic All-SoCon.**

**2018 • JUNIOR SEASON:** **Second Team All-SoCon** by the league's coaches and media ... third in the SoCon and No. 35 in the FCS with 8.9 tackles per game ... three games with 10+ tackles ... twice stopped a team on the goal line, including a FR at Western Carolina and a FF against Samford ... nine tackles and a hurry at South Carolina ... tied for game-high with eight tackles against Mercer ... 11 tackles and a PBU at Furman ... six stops, including a hurry and a breakup, against VMI ... recovered a fumble on the goal line at WCU ... added nine tackles against the Catamounts ... nine tackles and a forced fumble against Wofford ... four stops, including a sack and hurry at ETSU ... **SoCon Defensive Player of the Week** following eight tackles, INT and FF on the goal-line against Samford ... game-high 12 stops at UT Martin ... 15 stops at The Citadel ... seven tackles vs. Tennessee Tech.

Year	G/GS	UT	AT	Total	Sacks	TFL	FF	FR	QBH	PBU	Int-Yds
2017	10/0	13	8	21	0.0	0.0	0	0	0	0	0-0
2018	11/11	46	52	98	2.5	3.0	2	1	5	5	1-41
<b>Tot</b>	<b>21/11</b>	<b>59</b>	<b>60</b>	<b>119</b>	<b>2.5</b>	<b>3.0</b>	<b>2</b>	<b>1</b>	<b>5</b>	<b>5</b>	<b>1-41</b>

Tackles.....	15 at The Citadel (9/8/18)	TFLs.....	1.0 (2x) Last at ETSU (9/29/18)
Sacks.....	1.0 (2x) Last at ETSU (9/29/18)	INT.....	1 vs. Samford (9/22/18)

Game	UT	AT	Total	Sacks	TFL	FF	FR	QBH	PBU	Int-Yds
TTU	5	2	7	1.0	1.0	0	0	0	0	0-0
at The Citadel	4	11	15	0.0	0.0	0	0	0	0	0-0
at UT Martin	4	8	12	0.5	0.5	0	0	0	1	0-0
Samford	6	2	8	0.0	0.0	1	0	0	1	1-41
at ETSU	2	2	4	1.0	1.0	0	0	1	0	0-0
Wofford	3	6	0	0.0	0.0	1	0	0	0	0-0
at WCU	4	5	9	0.0	0.5	0	1	1	0	0-0
VMI	5	1	6	0.0	0.0	0	0	1	1	0-0
at Furman	6	5	11	0.0	0.0	0	0	0	1	0-0
Mercer	5	3	8	0.0	0.0	0	0	1	1	0-0
at USC	2	7	9	0.0	0.0	0	0	1	0	0-0

Game	UT	AT	Total	Sacks	TFL	FF	FR	QBH	PBU	Int-Yds
vs. JSU	0	1	1	0.0	0.0	0	0	0	0	0-0
at LSU	1	3	4	0.0	0.0	0	0	0	0	0-0
UT Martin	1	0	1	0.0	0.0	0	0	0	0	0-0
at VMI	3	2	5	0.0	0.0	0	0	0	0	0-0
W.Carolina	2	0	2	0.0	0.0	0	0	0	0	0-0
Furman	5	1	6	0.0	0.0	0	0	0	0	0-0
at Mercer	0	0	0	0.0	0.0	0	0	0	0	0-0
The Citadel		DNP								
at Samford	0	1	1	0.0	0.0	0	0	0	0	0-0
at Wofford	1	0	1	0.0	0.0	0	0	0	0	0-0
ETSU	0	0	0	0.0	0.0	0	0	0	0	0-0



# Brandon Dowdell

Defensive Back • So.-2L • 5-10 • 195  
Cordele, Ga. • Crisp County HS

# 1

**CHATTANOOGA:** No. 6 in the FCS with a 12.6 punt return average on 13 attempts in 2017 ... played in 20 games with seven starts ... Business major.

**2018 • SOPHOMORE SEASON:** **First Team All-SoCon** by the league's coaches ... second team media ... three INTs and tied for team-high with six PBUs on the year ... five tackles and a hurry at South Carolina ... 50-yard INT return against VMI ... career-high 12 tackles against Wofford ... tackle, INT and PBU at ETSU ... missed the second half of the Samford game for a targeting call ... INT at UT Martin ... nearly had two picks, but settled for two additional PBUs ... career-highs with eight tackles at UTM and The Citadel ... forced a fumble at The Citadel ... two tackles and two PBUs vs. Tennessee Tech ... preseason first team All-SoCon return specialist.

Year	G/GS	UT	AT	Total	Sacks	TFL	FF	FR	QBH	PBU	Int-Yds
2017	10/0	8	1	9	0.0	0.0	0	0	0	2	0-0
2018	10/7	24	16	40	0.5	3.0	1	0	1	6	3-67
<b>Tot</b>	<b>20/7</b>	<b>32</b>	<b>17</b>	<b>49</b>	<b>0.5</b>	<b>3.0</b>	<b>1</b>	<b>0</b>	<b>1</b>	<b>8</b>	<b>3-67</b>

Tackles.....	12 vs. Wofford (10/6/18)	TFLs.....	1.0 (2x) Last at Western Carolina (10/13/18)
PBUs.....	2 (3x) Last at UT Martin (9/15/18)	Long PR.....	37 vs. The Citadel (10/21/17)
Long KOR.....	50 vs. The Citadel (10/21/17)	INTs.....	1 (3x) Last vs. VMI (10/27/18)

Game	UT	AT	Total	Sacks	TFL	FF	FR	QBH	PBU	Int-Yds
TTU	2	0	2	0.0	1.0	0	0	0	2	0-0
at The Citadel	3	5	8	0.0	0.0	1	0	0	0	0-0
at UT Martin	5	3	8	0.5	0.5	0	0	0	2	1-6
Samford	0	0	0	0.0	0.0	0	0	0	0	0-0
at ETSU	1	0	1	0.0	0.0	0	0	0	1	1-11
Wofford	6	6	12	0.0	0.5	0	0	0	0	0-0
at WCU	2	1	3	0.0	1.0	0	0	0	0	0-0
VMI	1	0	1	0.0	0.0	0	0	0	1	1-50
at Furman			DNP							
Mercer	0	0	0	0.0	0.0	0	0	0	0	0-0
at USC	4	1	5	0.0	0.0	0	0	1	0	0-0

Game	UT	AT	Total	Sacks	TFL	FF	FR	QBH	PBU	Int-Yds
vs. JSU	2	0	2	0.0	0.0	0	0	0	0	0-0
at LSU			DNP							
UT Martin	0	0	0	0.0	0.0	0	0	0	0	0-0
at VMI	2	1	3	0.0	0.0	0	0	0	0	0-0
W.Carolina	0	0	0	0.0	0.0	0	0	0	0	0-0
Furman	0	0	0	0.0	0.0	0	0	0	0	0-0
at Mercer	0	0	0	0.0	0.0	0	0	0	0	0-0
The Citadel	0	0	0	0.0	0.0	0	0	0	0	0-0
at Samford	4	0	4	0.0	0.0	0	0	0	2	0-0
at Wofford	0	0	0	0.0	0.0	0	0	0	0	0-0
ETSU	0	0	0	0.0	0.0	0	0	0	0	0-0

Game	KOR	YDS	TD	LG	PR	YDS	TD	LG
vs. JSU	0	0	0	0	0	0	0	0
at LSU					DNP			
UT Martin	0	0	0	0	0	0	0	0
at VMI	0	0	0	0	2	42	0	26
W.Carolina	0	0	0	0	3	17	0	11
Furman	0	0	0	0	0	0	0	0
at Mercer	6	89	0	26	2	12	0	11
The Citadel	3	130	0	50	1	37	0	37
at Samford	2	34	0	18	0	0	0	0
at Wofford	0	0	0	0	1	21	0	21
ETSU	0	0	0	0	4	35	0	17



# Khayyan Edwards 44

Linebacker • Jr.-3L • 6-3 • 245  
Macon, Ga. • Westside HS

**CHATTANOOGA:** Recipient of the Robert & Etta Davis Athletics Endowment Scholarship ... played in 26 games with nine starts ... Health & Human Performance major.

**2018 • JUNIOR SEASON:** Began the season as an OLB, but moved up to the line the last nine games ... posted 46 tackles with 2.0 sacks and 5.0 TFLs ... first solo sack at Furman ... added four tackles ... forced two fumbles with 1.5 TFLs against VMI ... seven tackles, including a career-high 1.5 TFLs, at WCU ... three tackles against Wofford ... seven tackles, a break-up and a hurry at ETSU ... career-high 10 tackles at The Citadel ... two tackles and two hurries vs. TTU.

### EDWARDS' CAREER STATISTICS

Year	G/GS	UT	AT	Total	Sacks	TFL	FF	FR	QBH	PBU	Int-Yds
2016	4/0	1	1	2	0.0	0.0	0	1	0	0	0-0
2017	11/1	5	14	19	0.5	1.5	0	0	1	1	0-0
2018	11/8	15	31	46	2.0	5.0	0	0	5	2	0-0
<b>Tot</b>	<b>26/9</b>	<b>21</b>	<b>46</b>	<b>67</b>	<b>2.5</b>	<b>6.5</b>	<b>0</b>	<b>1</b>	<b>6</b>	<b>3</b>	<b>0-0</b>

### EDWARDS' CAREER HIGHS

Tackles.....10 at The Citadel (9/8/18) PBUs.....1 (3x) Last at ETSU (9/29/18)  
 Sacks.....1.0 at Furman (11/4/18) QBHs.....2 (3x) Last vs. VMI (10/27/18)  
 TFLs.....1.5 vs. VMI (10/27/18)

### EDWARDS' 2018 GAME-BY-GAME

Game	UT	AT	Total	Sacks	TFL	FF	FR	QBH	PBU	Int-Yds
TTU	0	2	2	0.0	0.0	0	0	0	2	0-0
at The Citadel	3	7	10	0.0	0.5	0	0	0	0	0-0
at UT Martin	0	4	4	0.0	0.0	0	0	2	0	0-0
Samford	1	1	2	0.0	0.0	0	0	0	1	0-0
at ETSU	1	6	7	0.0	0.5	0	0	1	1	0-0
Wofford	3	0	3	0.0	0.0	0	0	0	0	0-0
at WCU	1	6	7	0.5	1.5	0	0	0	0	0-0
VMI	1	1	2	0.5	1.5	2	0	2	0	0-0
at Furman	2	2	4	1.0	1.0	0	0	0	0	0-0
Mercer	3	0	3	0.0	0.0	0	0	0	0	0-0
at USC	0	2	2	0.0	0.0	0	0	0	0	0-0

### EDWARDS' 2017 GAME-BY-GAME

Game	UT	AT	Total	Sacks	TFL	FF	FR	QBH	PBU	Int-Yds
vs. JSU	0	0	0	0.0	0.0	0	0	0	0	0-0
at LSU	1	2	3	0.0	0.0	0	0	0	1	0-0
UT Martin	0	1	1	0.0	0.0	0	0	0	0	0-0
at VMI	0	3	3	0.0	0.5	0	0	0	0	0-0
W. Carolina	1	1	2	0.5	0.5	0	0	0	0	0-0
Furman	0	2	2	0.0	0.0	0	0	0	0	0-0
at Mercer	3	3	6	0.0	0.5	0	0	0	0	0-0
The Citadel	0	0	0	0.0	0.0	0	0	0	0	0-0
at Samford	0	0	0	0.0	0.0	0	0	0	0	0-0
at Wofford	0	2	2	0.0	0.0	0	0	0	0	0-0
ETSU	1	0	1	0.0	0.0	0	0	1	0	0-0



# C.J. Fritz 6

Defensive Back • Sr.-4L • 5-11 • 175  
Chattanooga, Tenn. • McCallie School

**CHATTANOOGA:** Played in 45 games with 35 starts in his career ... has one INT and 14 PBUs ... Finance major.

**2018 • SENIOR SEASON:** Posted 31 tackles ... season-high seven tackles at South Carolina ... three tackles against VMI ... five tackles against UT Martin and Samford ... two tackles and a PBU vs. TTU.

### FRITZ'S CAREER STATISTICS

Year	G/GS	UT	AT	Total	Sacks	TFL	FF	FR	QBH	PBU	Int-Yds
2015	12/2	15	9	24	0.0	0.0	0	0	0	4	1-0
2016	13/13	25	13	38	0.0	2.0	1	0	0	5	0-0
2017	10/10	23	6	29	0.0	0.0	0	0	0	3	0-0
2018	11/11	20	11	31	0.0	0.0	0	0	0	2	0-0
<b>Tot</b>	<b>46/36</b>	<b>83</b>	<b>39</b>	<b>122</b>	<b>0.0</b>	<b>2.0</b>	<b>1</b>	<b>0</b>	<b>0</b>	<b>14</b>	<b>1-0</b>

### FRITZ'S CAREER HIGHS

Tackles.....8 vs. Samford (9/24/16) INTs.....1 at Jacksonville State (12/5/15)  
 PBUs.....2 at Jacksonville State (12/5/15)

### FRITZ'S 2018 GAME-BY-GAME

Game	UT	AT	Total	Sacks	TFL	FF	FR	QBH	PBU	Int-Yds
TTU	1	1	2	0.0	0.0	0	0	0	1	0-0
at The Citadel	0	0	0	0.0	0.0	0	0	0	0	0-0
at UT Martin	3	2	5	0.0	0.0	0	0	0	1	0-0
Samford	4	1	5	0.0	0.0	0	0	0	0	0-0
at ETSU	1	0	1	0.0	0.0	0	0	0	0	0-0
Wofford	1	2	3	0.0	0.0	0	0	0	0	0-0
at WCU	0	0	0	0.0	0.0	0	0	0	0	0-0
vs. VMI	1	2	3	0.0	0.0	0	0	0	0	0-0
at Furman	2	1	3	0.0	0.0	0	0	0	0	0-0
Mercer	2	0	2	0.0	0.0	0	0	0	0	0-0
at USC	5	2	7	0.0	0.0	0	0	0	0	0-0

### FRITZ'S 2017 GAME-BY-GAME

Game	UT	AT	Total	Sacks	TFL	FF	FR	QBH	PBU	Int-Yds
vs. JSU	1	1	2	0.0	0.0	0	0	0	1	0-0
at LSU	2	1	3	0.0	0.0	0	0	0	0	0-0
UT Martin	3	0	3	0.0	0.0	0	0	0	1	0-0
at VMI	0	0	0	0.0	0.0	0	0	0	0	0-0
W. Carolina	2	1	3	0.0	0.0	0	0	0	0	0-0
Furman	3	1	4	0.0	0.0	0	0	0	0	0-0
at Mercer	4	2	6	0.0	0.0	0	0	0	1	0-0
The Citadel	3	0	3	0.0	0.0	0	0	0	0	0-0
at Samford	4	0	4	0.0	0.0	0	0	0	0	0-0
at Wofford			DNP							
ETSU	1	0	1	0.0	0.0	0	0	0	0	0-0

### FRITZ'S 2016 GAME-BY-GAME

Game	UT	AT	Total	Sacks	TFL	FF	FR	QBH	PBU	Int-Yds
Shorter	0	0	0	0.0	0.0	0	0	0	1	0-0
Presbyterian	1	0	1	0.0	1.0	0	0	0	1	0-0
at Furman	4	1	5	0.0	0.0	0	0	0	0	0-0
Samford	7	1	8	0.0	0.0	1	0	0	0	0-0
at ETSU	2	1	3	0.0	1.0	0	0	0	0	0-0
Mercer	0	0	0	0.0	0.0	0	0	0	0	0-0
at The Citadel	2	4	6	0.0	0.0	0	0	0	1	0-0
VMI	2	0	2	0.0	0.0	0	0	0	1	0-0
at WCU	1	4	5	0.0	0.0	0	0	0	0	0-0
Wofford	1	0	1	0.0	0.0	0	0	0	0	0-0
at Alabama	0	1	1	0.0	0.0	0	0	0	0	0-0
Weber State	3	0	3	0.0	0.0	0	0	0	1	0-0
at SHSU	2	1	3	0.0	0.0	0	0	0	0	0-0

### FRITZ'S 2015 GAME-BY-GAME

Game	UT	AT	Total	Sacks	TFL	FF	FR	QBH	PBU	Int-Yds
JSU	1	0	1	0.0	0.0	0	0	0	0	0-0
MHU	0	0	0	0.0	0.0	0	0	0	0	0-0
at Samford	3	2	5	0.0	0.0	0	0	0	1	0-0
at Presby	0	2	2	0.0	0.0	0	0	0	0	0-0
Furman	3	2	5	0.0	0.0	0	0	0	0	0-0
at VMI	2	0	2	0.0	0.0	0	0	0	0	0-0
at Wofford	1	0	1	0.0	0.0	0	0	0	0	0-0
W. Carolina			DNP							
at Mercer	0	0	0	0.0	0.0	0	0	0	0	0-0
The Citadel	1	1	2	0.0	0.0	0	0	0	0	0-0
at Florida St.	0	1	1	0.0	0.0	0	0	0	1	0-0
Fordham	1	0	1	0.0	0.0	0	0	0	0	0-0
at JSU	3	1	4	0.0	0.0	0	0	0	2	1-0



# D.J. Jackson

**Defensive Back • So.-2L • 6-1 • 185**  
**Fort White, Fla. • Fort White HS**

# 14

**CHATTANOOGA:** Played in 21 career games with 11 starts ... Criminal Justice Major ... SoCon Honor Roll.

**2018 • SOPHOMORE SEASON:** Two fumble recoveries and an INT ... tied for the SoCon lead and No. 19 in the FCS in FRs ... 37 tackles and three PBUs on the year ... three tackles and a forced fumble against Mercer ... four tackles and a PBU against VMI ... six tackles, all solos, and a 12-yard fumble return against Wofford ... four stops at ETSU ... INT and six tackles with a TFL against Samford ... five tackles and a sack against UT Martin ... PBU and recovered a fumble against TTU.

### JACKSON'S CAREER STATISTICS

Year	G/GS	UT	AT	Total	Sacks	TFL	FF	FR	QBH	PBU	Int-Yds
2017	10/2	9	8	17	0.0	0.0	0	0	0	1	0-0
2018	11/9	27	10	37	1.0	2.0	1	2	1	3	1-24
<b>Tot</b>	<b>21/11</b>	<b>36</b>	<b>18</b>	<b>54</b>	<b>1.0</b>	<b>2.0</b>	<b>1</b>	<b>2</b>	<b>1</b>	<b>4</b>	<b>1-24</b>

### JACKSON'S CAREER HIGHS


Tackles..... 6 (3x) Last vs. Wofford (10/6/18)      Sacks.....1.0 at UT Martin (9/15/18)  
TFLs ..... 1.0 (2x) Last vs. Samford (9/22/18)      INT.....1 vs. Samford (9/22/18)  
PBUs ..... 1 (3x) Last vs. VMI (10/27/18)

### JACKSON'S 2018 GAME-BY-GAME

Game	UT	AT	Total	Sacks	TFL	FF	FR	QBH	PBU	Int-Yds
TTU	2	0	2	0.0	0.0	0	1	0	1	0-0
at The Citadel	1	2	3	0.0	0.0	0	0	0	0	0-0
at UT Martin	3	2	5	1.0	1.0	0	0	0	0	0-0
Samford	4	2	6	0.0	1.0	0	0	1	0	1-24
at ETSU	3	1	4	0.0	0.0	0	0	0	0	0-0
Wofford	6	0	6	0.0	0.0	0	1	0	0	0-0
at WCU	1	1	2	0.0	0.0	0	0	0	0	0-0
VMI	4	0	4	0.0	0.0	0	0	0	1	0-0
at Furman	0	1	1	0.0	0.0	0	0	0	0	0-0
Mercer	2	1	3	0.0	0.0	1	0	0	0	0-0
at USC	1	0	1	0.0	0.0	0	0	0	1	0-0

### JACKSON'S 2017 GAME-BY-GAME

Game	UT	AT	Total	Sacks	TFL	FF	FR	QBH	PBU	Int-Yds
vs. JSU		DNP								
at LSU	0	2	2	0.0	0.0	0	0	0	0	0-0
UT Martin	0	0	0	0.0	0.0	0	0	0	0	0-0
at VMI	0	2	2	0.0	0.0	0	0	0	0	0-0
W. Carolina	0	0	0	0.0	0.0	0	0	0	0	0-0
Furman	0	0	0	0.0	0.0	0	0	0	0	0-0
at Mercer	0	1	1	0.0	0.0	0	0	0	0	0-0
The Citadel	5	1	6	0.0	0.0	0	0	0	0	0-0
at Samford	0	0	0	0.0	0.0	0	0	0	0	0-0
at Wofford	3	2	5	0.0	0.0	0	0	0	0	0-0
ETSU	1	0	1	0.0	0.0	0	0	0	1	0-0



# Jerrell Lawson

**Defensive Back • So.-2L • 6-2 • 195**  
**Brundidge, Ala. • Pike County HS**

# 27

**CHATTANOOGA:** Former three-star recruit who redshirted in 2016 ... started nine games in 2017 and was on the SoCon All-Freshman team .... played in 21 games with 19 starts overall ... **Academic All-SoCon** with a 3.61 GPA as a Business major.

**2018 • SOPHOMORE SEASON:** Started as a defensive back, but moved up to linebacker the last eight games ... fourth on the team with 53 tackles ... added 2.5 sacks and 4.5 TFLs ... five tackles and a sack at South Carolina ... six tackles including 2.0 TFLs and a sack for a safety at Western Carolina ... also forced a fumble and broke up a pass against the Catamounts ... four tackles against Wofford ... five stops, including 1.5 for loss, at ETSU ... nine tackles against Samford ... tied a career-high with a team-high nine tackles against The Citadel ... career-high nine tackles at The Citadel ... 26-yard pick-6 vs. TTU ... also had two tackles.

### LAWSON'S CAREER STATISTICS

Year	G/GS	UT	AT	Total	Sacks	TFL	FF	FR	QBH	PBU	Int-Yds
2017	11/9	29	10	39	0.0	0.5	0	0	1	2	0-0
2018	11/11	41	12	53	2.5	4.5	1	1	0	2	1-26
<b>Tot</b>	<b>22/20</b>	<b>70</b>	<b>22</b>	<b>92</b>	<b>2.5</b>	<b>5.0</b>	<b>1</b>	<b>1</b>	<b>1</b>	<b>4</b>	<b>1-26</b>

### LAWSON'S CAREER HIGHS

Tackles.... 9 (2x) Last vs. Samford (9/22/18)      PBUs ..... 1 (4x) Last vs. VMI (10/27/18)  
Sacks... 1.0 (2x) Last at South Carolina (11/18/18)      TFLs ..... 2.0 at Western Carolina (10/13/18)  
INTs ..... 1 vs. Tennessee Tech (8/30/18)

### LAWSON'S 2018 GAME-BY-GAME

Game	UT	AT	Total	Sacks	TFL	FF	FR	QBH	PBU	Int-Yds
TTU	2	0	2	0.0	0.0	0	0	0	0	1-26 (TD)
at The Citadel	5	4	9	0.0	0.0	0	0	0	0	0-0
at UT Martin	4	3	7	0.0	0.0	0	0	0	0	0-0
Samford	8	1	9	0.0	0.0	0	0	0	0	0-0
at ETSU	3	2	5	0.5	1.5	0	0	0	0	0-0
Wofford	3	1	4	0.0	0.0	0	0	0	0	0-0
at WCU	5	1	6	1.0	2.0	1	0	0	1	0-0
VMI	1	0	1	0.0	0.0	0	0	0	1	0-0
at Furman	2	0	2	0.0	0.0	0	1	0	0	0-0
Mercer	3	0	3	0.0	0.0	0	0	0	0	0-0

### LAWSON'S 2017 GAME-BY-GAME

Game	UT	AT	Total	Sacks	TFL	FF	FR	QBH	PBU	Int-Yds
vs. JSU	1	0	1	0.0	0.0	0	0	0	0	0-0
at LSU	1	1	2	0.0	0.0	0	0	0	0	0-0
UT Martin	2	2	4	0.0	0.0	0	0	0	0	0-0
at VMI	1	0	1	0.0	0.0	0	0	0	0	0-0
W. Carolina	8	0	8	0.0	0.0	0	0	0	1	0-0
Furman	0	1	1	0.0	0.0	0	0	0	0	0-0
at Mercer	6	0	6	0.0	0.0	0	0	0	1	0-0
The Citadel	4	2	6	0.0	0.5	0	0	0	0	0-0
at Samford	1	0	1	0.0	0.0	0	0	0	0	0-0
at Wofford	3	4	7	0.0	0.0	0	0	0	0	0-0
ETSU	2	0	2	0.0	0.0	0	0	0	1	0-0



# Tavon Lawson

**Linebacker • Sr.-4L • 6-1 • 225**  
**Talladega, Ala. • Munford HS**

# 4

**CHATTANOOGA:** Played in 37 games with 14 starts in his career ... moved to linebacker in 2017 ... played in two games in 2016 before his season ended with an injury ... three games with 10+ tackles ... Psychology major.

**2018 • SENIOR SEASON:** Missed five games with an injury ... finished with 35 tackles and 1.5 TFLs ... 11 stops at South Carolina ... nine tackles at Furman ... started and made two stops against VMI ... eight tackles at The Citadel, but missed latter part of the game with an injury ... three tackles vs. TTU.

### LAWSON'S CAREER STATISTICS

Year	G/GS	UT	AT	Total	Sacks	TFL	FF	FR	QBH	PBU	Int-Yds
2014	14/2	25	9	34	0.0	2.0	0	0	0	3	0-0
2015	7/0	7	1	8	0.0	0.0	0	0	0	0	0-0
2016	2/0	1	0	1	0.0	0.0	0	0	0	0	0-0
2017	8/6	28	24	52	1.5	6.5	0	0	0	0	0-0
2018	6/6	24	11	35	0.0	1.5	0	0	0	0	0-0
<b>Tot</b>	<b>37/14</b>	<b>85</b>	<b>45</b>	<b>130</b>	<b>1.5</b>	<b>10.5</b>	<b>0</b>	<b>0</b>	<b>0</b>	<b>0</b>	<b>0-0</b>

### LAWSON'S CAREER HIGHS

Tackles.....14 vs. Jacksonville St. (8/26/17) TFLs .....3.5 vs. Western Carolina (9/30/17)  
 Sacks.....1.5 vs. Western Carolina (9/30/17)

### LAWSON'S 2018 GAME-BY-GAME

Game	UT	AT	Total	Sacks	TFL	FF	FR	QBH	PBU	Int-Yds
TTU	2	1	4	0.0	0.0	0	0	0	0	0-0
at The Citadel	5	3	8	0.0	0.0	0	0	0	0	0-0
at UT Martin										DNP
Samford										DNP
at ETSU										DNP
Wofford										DNP
at WCU										DNP
VMI	2	0	2	0.0	0.0	0	0	0	0	0-0
at Furman	4	5	9	0.0	0.0	0	0	0	0	0-0
Mercer	1	1	2	0.0	0.5	0	0	0	0	0-0
at USC	10	1	11	0.0	1.0	0	0	0	0	0-0

### LAWSON'S 2017 GAME-BY-GAME

Game	UT	AT	Total	Sacks	TFL	FF	FR	QBH	PBU	Int-Yds
vs. JSU	10	4	14	0.0	0.0	0	0	0	0	0-0
at LSU	2	3	5	0.0	0.0	0	0	0	0	0-0
UT Martin	1	4	5	0.0	1.0	0	0	0	0	0-0
at VMI	2	4	6	0.0	1.0	0	0	0	0	0-0
W. Carolina	4	4	8	1.5	3.5	0	0	0	0	0-0
Furman	6	4	10	0.0	0.0	0	0	0	0	0-0
at Mercer										DNP
The Citadel										DNP
at Samford	2	0	2	0.0	0.0	0	0	0	0	0-0
at Wofford	0	0	0	0.0	0.0	0	0	0	0	0-0
ETSU	0	0	0	0.0	0.0	0	0	0	0	0-0

### LAWSON'S 2016 GAME-BY-GAME

Game	UT	AT	Total	Sacks	TFL	FF	FR	QBH	PBU	Int-Yds
Shorter	0	0	0	0.0	0.0	0	0	0	0	0-0
Presbyterian	1	0	1	0.0	0.0	0	0	0	0	0-0

### LAWSON'S 2015 GAME-BY-GAME

Game	UT	AT	Total	Sacks	TFL	FF	FR	QBH	PBU	Int-Yds
JSU	0	0	0	0.0	0.0	0	0	0	0	0-0
MHU	3	0	3	0.0	0.0	0	0	0	0	0-0
at Samford	0	0	0	0.0	0.0	0	0	0	0	0-0
at Presby	0	0	0	0.0	0.0	0	0	0	0	0-0
Furman	1	1	2	0.0	0.0	0	0	0	0	0-0
at VMI										DNP
at Wofford										DNP
W. Carolina										DNP
at Mercer										DNP
The Citadel										DNP
at Florida St.										DNP
Fordham	3	0	3	0.0	0.0	0	0	0	0	0-0
at JSU	0	0	0	0.0	0.0	0	0	0	0	0-0

### LAWSON'S 2014 GAME-BY-GAME

Game	UT	AT	Total	Sacks	TFL	FF	FR	QBH	PBU	Int-Yds
at CMU	0	0	0	0.0	0.0	0	0	0	0	0-0
JSU	3	0	3	0.0	1.0	0	0	0	0	0-0
at APSU	3	2	5	0.0	1.5	1	0	0	1	0-0
Samford	3	0	3	0.0	0.0	0	0	0	0	1-0
VMI	3	1	4	0.0	0.0	0	0	0	0	0-0
at Tennessee	4	0	4	0.0	0.0	0	0	0	0	0-0
at The Citadel	0	0	0	0.0	0.0	0	0	0	0	0-0
Mercer	2	0	2	0.0	0.0	0	0	0	1	0-0
at W. Carolina	1	0	1	0.0	0.0	0	0	0	0	0-0
Wofford	1	3	4	0.0	0.0	0	0	0	0	0-0
at TTU	0	2	2	0.0	0.0	0	0	0	1	0-0
at Furman	1	1	2	0.0	0.0	0	0	0	0	0-0
Indiana State	1	0	1	0.0	0.0	0	0	0	0	0-0
at UNH	3	0	3	0.0	0.0	0	0	0	0	0-0



# Isaiah Mack

**Defensive Line • Sr.-4L • 6-3 • 305**  
**Tunnel Hill, Ga. • Northwest Whitfield HS**

# 8

**CHATTANOOGA:** 41.0 career TFLs is in third place all-time at UTC behind Davis Tull (2011-14 - 60.0) and Keionta Davis (2013-16 - 43.0) ... 21.0 career sacks is fourth-place all-time at UTC behind Tull (37.0), Davis (31.0) and Joshua Williams (2009-12 - 23.5) ... played in 48 games with 32 starts ... four games with 10+ tackles ... two-time All-SoCon ... Criminal Justice Major.

**2018 • SENIOR SEASON:** Midseason addition to the **Buck Buchanan Award Watch List** ... finished 17th in the voting for the **Buck Buchanan Award** ... **Southern Conference Defensive Player of the Year** by the league's coaches and media ... earned seven All-American honors, including **First Team Associated Press All-American, AFCA FCS All-American, Athlon Sports FCS All-American, HeroSports.com FCS All-American – First Team, Phil Steele FCS All-American – First Team, STATS FCS All-American – First Team and Walter Camp FCS All-American ... First Team All-SoCon** ... 7.5 sacks last five games ... second in the SoCon and No. 19 in the FCS with 8.5 sacks ... led or tied for the team lead in tackles in three games ... tied for team high with eight tackles and a sack against Mercer ... eight tackles and a sack to go with two forced fumbles at Furman ... team-high nine tackles, including career-highs with 3.0 sacks and 4.0 TFLs against VMI ... half-sack shy of the single-game school record by Tull at Furman (10/12/13) and Tyler Unzicker at ETSU (11/10/01) ... most sacks in a game since Keionta Davis had three vs. VMI on Oct. 22, 2016 ... most TFLs in a game since Vantrel McMillan had 4.0 against Presbyterian on Sept. 10, 2016 ... 2.5 sacks to go with a 28-yard FR, two PBUs and a hurry at Western Carolina ... 10 tackles, eight solo, against Wofford ... five tackles and a hurry at ETSU ... tied a career high with three hurries vs. Samford ... seven tackles at UT Martin career-high and game-high 16 tackles at The Citadel ... added a 1/2-sack ... six tackles, including a TFL and a QBH against TTU.

### MACK'S CAREER STATISTICS

Year	G/GS	UT	AT	Total	Sacks	TFL	FF	FR	QBH	PBU	Int-Yds
2015	13/8	24	30	54	3.5	9.0	1	1	3	0	0-0
2016	13/2	19	17	36	7.5	14.0	0	0	4	0	0-0
2017	11/11	28	26	54	1.5	7.0	0	0	9	0	0-0
2018	11/11	39	39	78	8.5	11.0	2	1	10	2	0-0
<b>Tot</b>	<b>48/32</b>	<b>110</b>	<b>112</b>	<b>222</b>	<b>21.0</b>	<b>41.0</b>	<b>3</b>	<b>2</b>	<b>27</b>	<b>2</b>	<b>0-0</b>

### MACK'S CAREER HIGHS

Tackles..... 16 at The Citadel (9/8/18)    TFLs ..... 4.0 vs. VMI (10/27/18)  
 Sacks..... 3.0 vs. VMI (10/27/18)    QBHs..... 3 (3x) Last vs. Samford (9/22/18)  
 PBUs ..... 2 at Western Carolina (10/13/18)

### MACK'S 2018 GAME-BY-GAME

Game	UT	AT	Total	Sacks	TFL	FF	FR	QBH	PBU	Int-Yds
TTU	4	2	6	0.0	0.0	0	0	1	0	0-0
at The Citadel	4	12	16	0.5	0.5	0	0	0	0	0-0
at UT Martin	1	6	7	0.5	0.5	0	0	0	0	0-0
Samford	0	1	1	0.0	0.0	0	0	3	0	0-0
at ETSU	1	4	5	0.5	0.0	0	0	1	0	0-0
Wofford	8	2	10	0.0	0.0	0	0	0	0	0-0
at WCU	3	3	6	2.5	2.5	0	1	1	2	0-0
VMI	6	3	9	3.0	4.0	0	0	1	0	0-0
at Furman	5	3	8	1.0	1.0	2	0	0	0	0-0
Mercer	5	3	8	1.0	1.0	0	0	2	0	0-0
at USC	2	0	2	0.0	0.0	0	0	1	0	0-0

### MACK'S 2017 GAME-BY-GAME

Game	UT	AT	Total	Sacks	TFL	FF	FR	QBH	PBU	Int-Yds
vs. JSU	3	4	7	0.0	2.0	0	0	2	0	0-0
at LSU	0	4	4	0.0	0.5	0	0	0	0	0-0
UT Martin	4	2	6	0.5	1.5	0	0	0	0	0-0
at VMI	1	1	2	1.0	1.5	0	0	1	0	0-0
W. Carolina	1	0	1	0.0	0.0	0	0	0	0	0-0
Furman	3	7	10	0.0	0.0	0	0	0	0	0-0
at Mercer	2	1	3	0.0	0.0	0	0	0	0	0-0
The Citadel	4	3	7	0.0	0.5	0	0	0	0	0-0
at Samford	4	0	4	0.0	1.0	0	0	3	0	0-0
at Wofford	2	3	5	0.0	0.0	0	0	0	0	0-0
ETSU	4	1	5	0.0	0.0	0	0	3	0	0-0

### MACK'S 2016 GAME-BY-GAME

Game	UT	AT	Total	Sacks	TFL	FF	FR	QBH	PBU	Int-Yds
Shorter	1	1	2	0.0	1.0	0	0	0	0	0-0
Presbyterian	0	0	0	0.0	0.0	0	0	0	0	0-0
at Furman	0	3	3	0.5	1.0	0	0	1	0	0-0
Samford	3	0	3	0.0	0.0	1	1	0	0	0-0
at ETSU	0	1	1	0.0	0.0	0	0	1	0	0-0
Mercer	0	0	0	0.0	0.0	0	0	1	0	0-0
at The Citadel	1	4	5	0.0	0.0	0	0	0	0	0-0
VMI	2	2	4	1.0	2.0	0	0	0	0	0-0
at WCU	2	2	4	2.0	2.0	0	0	1	0	0-0
Wofford	1	2	3	0.0	0.0	0	0	0	0	0-0
at Alabama	2	0	2	0.0	2.0	0	0	0	0	0-0
Weber State	4	1	5	2.0	3.5	0	0	0	0	0-0
at SHSU	3	1	4	2.0	2.0	0	0	0	0	0-0

### MACK'S 2015 GAME-BY-GAME

Game	UT	AT	Total	Sacks	TFL	FF	FR	QBH	PBU	Int-Yds
JSU	0	3	3	0.0	0.0	0	0	0	0	0-0
Mars Hill	2	1	3	1.0	2.0	0	0	0	0	0-0
at Samford	2	2	4	1.5	1.5	0	0	0	0	0-0
at Presby	1	0	1	0.0	1.0	0	0	0	0	0-0
Furman	1	2	3	0.0	0.0	0	0	2	0	0-0
at VMI	2	4	6	0.5	0.5	0	0	0	0	0-0
at Wofford	8	2	10	0.0	2.5	1	1	0	0	0-0
W. Carolina	1	0	1	0.0	0.0	0	0	0	0	0-0
at Mercer	1	6	7	0.0	0.5	0	0	0	0	0-0
The Citadel	2	2	4	0.0	0.0	0	0	0	0	0-0
at Florida St.	1	2	3	0.0	0.5	0	0	1	0	0-0
Fordham	1	3	4	0.5	0.5	0	0	0	0	0-0
at JSU	2	3	5	0.0	0.0	0	0	0	0	0-0



# Derek Mahaffey

**Defensive Line • Sr.-3L • 6-2 • 310**  
**Oxford, Ala. • East Central (Miss.) CC**

# 5

**CHATTANOOGA:** Played in 32 games with 21 starts in his career ... two-time Second Team All-SoCon ... two games with 10+ tackles, both in 2018 ... graduated with a degree in Criminal Justice in May 2018 ... SoCon Honor Roll.

**2018 • SENIOR SEASON:** *Second Team All-SoCon* by the league's coaches and media ... third on the team with 62 tackles ... added 1.5 sacks and 4.0 TFLs ... tied or set career-highs for tackles in first two games ... twice led the team in tackles ... four tackles at South Carolina ... six tackles, an INT and two breakups against Mercer ... four tackles at Western Carolina ... six stops against Wofford ... 10 tackles, including a career-high three for loss, at ETSU ... six tackles and a hurry against Samford ... five tackles and a hurry at UT Martin ... 11 stops and a 1/2-sack at The Citadel ... tied a career-high with a game-high nine tackles ... added a QBH.

### MAHAFFEY'S CAREER STATISTICS

Year	G/GS	UT	AT	Total	Sacks	TFL	FF	FR	QBH	PBU	Int-Yds
2016	11/0	10	13	23	0.0	1.0	0	0	0	0	0-0
2017	11/11	19	32	51	0.5	5.0	0	0	8	0	0-0
2018	10/10	34	28	62	1.5	4.0	0	0	3	3	1-59
<b>Tot</b>	<b>32/21</b>	<b>63</b>	<b>73</b>	<b>136</b>	<b>2.0</b>	<b>10.0</b>	<b>0</b>	<b>0</b>	<b>11</b>	<b>3</b>	<b>1-59</b>

### MAHAFFEY'S CAREER HIGHS

Tackles..... 11 at The Citadel (9/8/18) Sacks..... 1.0 at ETSU (9/29/18)  
TFLs ..... 3.0 at ETSU (9/29/18) QBHs..... 3 vs. Furman (10/7/17)  
PBUs ..... 2 vs. Mercer (11/10/18) INT..... 1 vs. Mercer (11/10/18)

### MAHAFFEY'S 2018 GAME-BY-GAME

Game	UT	AT	Total	Sacks	TFL	FF	FR	QBH	PBU	Int-Yds
TTU	8	1	9	0.0	0.0	0	0	1	0	0-0
at The Citadel	2	9	11	0.5	0.5	0	0	0	0	0-0
at UT Martin	2	3	5	0.0	0.0	0	0	1	0	0-0
Samford	5	1	6	0.0	0.0	0	0	1	0	0-0
at ETSU	5	5	10	1.0	3.0	0	0	0	1	0-0
Wofford	5	1	6	0.0	0.0	0	0	0	0	0-0
at WCU	1	3	4	0.0	0.5	0	0	0	0	0-0
VMI	0	1	1	0.0	0.0	0	0	0	0	0-0
at Furman			DNP							
Mercer	4	2	6	0.0	0.0	0	0	0	2	1-59
at USC	2	2	4	0.0	0.0	0	0	0	0	0-0

### MAHAFFEY'S 2017 GAME-BY-GAME

Game	UT	AT	Total	Sacks	TFL	FF	FR	QBH	PBU	Int-Yds
vs. JSU	2	4	6	0.0	1.0	0	0	0	0	0-0
at LSU	0	4	4	0.0	0.0	0	0	0	0	0-0
UT Martin	2	3	5	0.5	1.0	0	0	0	0	0-0
at VMI	0	2	2	0.0	0.5	0	0	1	0	0-0
W. Carolina	2	0	2	0.0	0.0	0	0	0	0	0-0
Furman	2	6	8	0.0	0.0	0	0	3	0	0-0
at Mercer	4	5	9	0.0	2.0	0	0	1	0	0-0
The Citadel	0	1	1	0.0	0.0	0	0	1	0	0-0
at Samford	2	0	2	0.0	0.0	0	0	2	0	0-0
at Wofford	3	6	9	0.0	0.5	0	0	0	0	0-0
ETSU	2	1	3	0.0	0.0	0	0	0	0	0-0

### MAHAFFEY'S 2016 GAME-BY-GAME

Game	UT	AT	Total	Sacks	TFL	FF	FR	QBH	PBU	Int-Yds
Shorter	1	0	1	0.0	0.0	0	0	0	0	0-0
Presbyterian	0	0	0	0.0	0.0	0	0	0	0	0-0
at Furman			DNP							
Samford			DNP							
at ETSU	0	1	1	0.0	0.0	0	0	0	0	0-0
Mercer	1	2	3	0.0	0.0	0	0	0	0	0-0
at The Citadel	1	3	4	0.0	0.0	0	0	0	0	0-0
VMI	0	0	0	0.0	0.0	0	0	0	0	0-0
at WCU	0	4	4	0.0	1.0	0	0	0	0	0-0
Wofford	4	0	4	0.0	0.0	0	0	0	0	0-0
at Alabama	3	1	4	0.0	0.0	0	0	0	0	0-0
Weber State	0	0	0	0.0	0.0	0	0	0	0	0-0
at SHSU	0	2	2	0.0	0.0	0	0	0	0	0-0



# Bingo Morton

**Wide Receiver • Sr.-4L • 6-2 • 215**  
**Atlanta, Ga. • Langston Hughes HS**

# 5

**CHATTANOOGA:** Played in 42 games with five starts ... 67 career catches for 619 yards and six TDs.

**2018 • SENIOR SEASON:** Posted 13 receptions for 124 yards and a score ... nine catches for 74 yards last four games ... two grabs for 18 yards at South Carolina ... season-high four catches for 33 yards and a score at Furman ... one catch for nine yards vs. VMI ... three catches for 49 yards against Samford ... one catch at UT Martin ... missed The Citadel game with an injury ... started but no catches vs. TTU ... preseason All-SoCon.

### MORTON'S CAREER STATISTICS

Year	G/GS	Rec	Yds	Avg/Rec.	TD	LG
2015	9/0	7	66	9.4	0	22
2016	12/0	8	63	7.9	1	21
2017	11/4	39	366	9.4	4	59
2018	10/1	13	124	9.5	1	21
<b>Totals</b>	<b>42/5</b>	<b>67</b>	<b>619</b>	<b>9.2</b>	<b>6</b>	<b>59</b>

### MORTON'S CAREER HIGHS

Rec. Yds..... 75 vs. UT Martin (9/16/17) Rec..... 7 at Wofford (11/4/17)  
Long Rec..... 59 vs. UT Martin (9/16/17) Rec. TDs..... 2 at VMI (9/23/17)

### MORTON'S 2018 GAME-BY-GAME

Game	Rec	Yds	TD	LG
TTU	0	0	0	0
at The Citadel	DNP			
at UT Martin	1	1	0	1
Samford	3	49	0	21
at ETSU	0	0	0	0
Wofford	0	0	0	0
at WCU	0	0	0	0
VMI	1	9	0	9
at Furman	4	33	1	10
Mercer	2	14	0	8
at South Carolina	2	18	0	11

### MORTON'S 2017 GAME-BY-GAME

Game	Rec	Yds	TD	LG
vs. JSU	5	49	0	17
at LSU	0	0	0	0
UT Martin	3	75	1	59
at VMI	5	41	2	11
W. Carolina	6	49	0	15
Furman	3	19	0	11
at Mercer	1	6	0	6
The Citadel	3	56	0	31
at Samford	4	26	0	13
at Wofford	7	23	1	6
ETSU	2	22	0	13

### MORTON'S 2016 GAME-BY-GAME

Game	Rec	Yds	TD	LG
Shorter	1	11	0	11
Presbyterian	1	5	0	5
Samford	0	0	0	0
at ETSU	0	0	0	0
Mercer	0	0	0	0
at The Citadel	1	7	0	7
VMI	2	26	1	21
at W. Carolina	0	0	0	0
Wofford	0	0	0	0
at Alabama	0	0	0	0
Weber State	1	1	0	1
at Sam Houston St.	2	13	0	7

### MORTON'S 2015 GAME-BY-GAME

Game	Rec	Yds	TD	LG
Jacksonville St.	DNP			
Mars Hill	DNP			
at Samford	1	22	0	22
at Presbyterian	0	0	0	0
Furman	0	0	0	0
at VMI	1	5	0	5
at Wofford	1	11	0	11
W. Carolina	2	16	0	11
at Mercer	DNP			
The Citadel	DNP			
at Florida State	0	0	0	0
Fordham	2	12	0	8
at Jacksonville St.	0	0	0	0



# Bryce Nunnelly

**Wide Receiver • So.-2L • 6-2 • 190**  
**Cleveland, Tenn. • Walker Valley HS**

# 19

**CHATTANOOGA:** Recipient of the Parks McCall Memorial Athletic Scholarship ... played in 19 games with 11 starts ... 3.85 GPA as a Mechanical Engineering Major ... **Academic All-SoCon** ... **Google Cloud CoSIDA Academic All-District.**

**2018 • SOPHOMORE SEASON:** *First Team All-Southern Conference* by the league's media and coaches ... *HeroSports.com Sophomore All-American* ... second in the SoCon and sixth in the nation with 112.5 receiving yards per game ... other SoCon/FCS rankings include 4th/39th in receiving TDs (7), 3rd/8th in receptions/game (7.2) ... 1,237 receiving yards is No. 2 on the Mocs single-season receiving yards list ... one of only four in school history with 1,000 receiving yards in a season ... first since Joel Bradford's school record 1,284 in 2010 ... 11 catches of 40+ yards this season ... Mocs only had five such plays as a TEAM last season ... 429 yards in first two games are the most in consecutive games in school history ... four consecutive 100-yard receiving games is a school record ... fourth player in school history with multiple 75-yard TD catches in one season ... six 100-yard receiving games is tied with Alonzo Nix (2003) for the school record ... 79 receptions is fifth most in a season at UTC ... most since Bradford had 81 in 2010 ... five catches for 141 yards at South Carolina ... most receiving yards by a Moc against an FBS opponent since Cos DeMatteo had 207 at Louisville on Sept. 11, 1999 ... most receiving yards by a Moc against an SEC opponent since Rocky Turner had 198 at Ole Miss on Nov. 13, 1971 ... caught a 45-yard pass on the first play of the game ... 57-yard connection with Tiano in the fourth quarter ... threw the TD pass in the fourth quarter ... six catches for 91 yards against Mercer, including a 50-yard reception ... eight catches for 52 yards at Furman ... seven catches for 130 yards and a TD against VMI ... 64-yard TD reception in the first quarter ... fifth catch of 50+ yards this season ... third longest catch of the year ... game-high seven catches for 55 yards at Western Carolina ... game-high eight catches for 47 yards against Wofford ... eighth catches for 67 yards and a score at ETSU ... five catches for 108 yards and a 55-yard TD against Samford ... eight catches for 117 yards at UT Martin ... **STATS FCS National Offensive Player of the Week, SoCon Student-Athlete of the Week** and repeated as **SoCon Offensive Player of the Week** after posting 10 catches for 268 yards and two TDs at The Citadel ... also threw the game-winning 2-pt. conversion in overtime ... most receiving yards in a game since Joel Bradford's school-record 274 (15) in a 36-28 win at No. 25 Furman on Oct. 23, 2010 ... most catches in a game since Xavier Borishade had 10 vs. Mars Hill on Sept. 10, 2015 ... 3rd-most yards in a league game in SoCon history ... 76-yard TD in the first quarter ties for 17th-longest in school history ... earned **SoCon Offensive Player of the Week** honors after posting seven catches for 161 yards and an 89-yard TD score against Tennessee Tech ... fifth longest pass play in school history and longest since the school-record 94-yarder by Stepfon Hawkins in 1997.

### NUNNELLY'S CAREER STATISTICS

Year	G/GS	Rec	Yds	Avg/Rec.	TD	LG
2017	8/0	7	89	12.7	0	22
2018	11/11	79	1237	15.7	7	89
<b>Totals</b>	<b>19/11</b>	<b>86</b>	<b>1326</b>	<b>15.4</b>	<b>7</b>	<b>89</b>

### NUNNELLY'S CAREER HIGHS

Rec. Yds.....268 at The Citadel (9/8/18)    Rec..... 10 at The Citadel (9/8/18)  
 Long Rec...89 vs. Tennessee Tech (8/30/18)    Rec. TDs..... 2 at The Citadel (9/8/18)  
 All Purpose.....268 at The Citadel (9/8/18)

### NUNNELLY'S 2018 GAME-BY-GAME

Game	Rec	Yds	TD	LG
TTU	7	161	1	89
at The Citadel	10	268	2	76
at UT Martin	8	117	0	42
Samford	5	108	1	55
at ETSU	8	67	1	17
Wofford	8	47	1	11
at WCU	7	55	0	17
VMI	7	130	1	64
at Furman	8	52	0	13
Mercer	6	91	0	50
at South Carolina	5	141	0	57

### NUNNELLY'S 2017 GAME-BY-GAME

Game	Rec	Yds	TD	LG
vs. JSU	1	15	0	15
at LSU	DNP			
UT Martin	0	0	0	0
at VMI	DNP			
W. Carolina	DNP			
Furman	2	40	0	22
at Mercer	1	16	0	16
The Citadel	1	6	0	6
at Samford	0	0	0	0
at Wofford	1	-3	0	0
ETSU	1	15	0	15



# Kareem Orr

**Defensive Back • Sr.-2L • 5-11 • 195**  
**Chattanooga, Tenn. • Arizona State**

# 2

**CHATTANOOGA:** Transferred to UTC following the 2017 spring semester with two years of eligibility remaining ... Freshman All-American for the Sun Devils in 2015 ... played in 20 games with 18 starts at Chattanooga ... had 12 INTs in his collegiate career, five at UTC and seven at Arizona State.

**2018 • SENIOR SEASON: First Team All-Southern Conference** by the league's coaches and media ... gained five turnovers on the season (INT vs. WCU, Samford, UT Martin and TTU ... FR at The Citadel) ... second in the SoCon and tied for 27th in the FCS with four INTs ... led the team with 10 passes defended ... career-high 45 tackles ... six tackles and a PBU at South Carolina ... three PBUs against Mercer ... five stops and a PBU at Furman ... three tackles and a 28-yard INT return at Western Carolina ... five tackles and a PDU at ETSU ... INT with game-high and career-high nine tackles vs. Samford ... INT and tied a career-high with seven tackles at UT Martin ... four tackles and a FR at The Citadel ... second career INT vs. TTU ... also had three tackles ... preseason second team All-SoCon.

### ORR'S CAREER STATISTICS

Year	G/GS	UT	AT	Total	Sacks	TFL	FF	FR	QBH	PBU	Int-Yds
2017	9/7	26	10	36	0.0	4.5	1	2	1	3	1-21
2018	11/11	34	11	45	0.0	1.5	0	1	0	6	4-67
<b>Tot</b>	<b>20/18</b>	<b>60</b>	<b>21</b>	<b>81</b>	<b>0.0</b>	<b>6.0</b>	<b>1</b>	<b>3</b>	<b>1</b>	<b>9</b>	<b>5-88</b>

### ORR'S CAREER HIGHS

Tackles.....9 vs. Samford (9/22/18) INTs ... 1 (5x) Last at Western Carolina (10/13/18)  
TFLs .....2.0 vs. UT Martin (9/16/17) PBU ..... 3 vs. Mercer (11/10/18)

### ORR'S 2018 GAME-BY-GAME

Game	UT	AT	Total	Sacks	TFL	FF	FR	QBH	PBU	Int-Yds
TTU	3	0	3	0.0	0.0	0	0	0	0	1-0
at The Citadel	1	3	4	0.0	0.0	0	1	0	0	0-0
at UT Martin	6	1	7	0.0	0.5	0	0	0	0	1-29
Samford	8	1	9	0.0	0.0	0	0	0	0	1-10
at ETSU	2	3	5	0.0	0.0	0	0	0	1	0-0
Wofford	2	0	2	0.0	0.0	0	0	0	0	0-0
at WCU	3	0	3	0.0	0.0	0	0	0	0	1-28
VMI	0	0	0	0.0	0.0	0	0	0	0	0-0
at Furman	2	3	5	0.0	0.0	0	0	0	1	0-0
Mercer	1	0	1	0.0	0.0	0	0	0	3	0-0
at USC	6	0	6	0.0	1.0	0	0	0	1	0-0

### ORR'S 2017 GAME-BY-GAME

Game	UT	AT	Total	Sacks	TFL	FF	FR	QBH	PBU	Int-Yds
vs. JSU	0	2	2	0.0	0.0	0	0	0	0	1-21
at LSU	3	2	5	0.0	0.0	0	0	0	0	0-0
UT Martin	4	2	6	0.0	2.0	0	0	0	0	0-0
at VMI	2	1	3	0.0	0.0	1	0	0	0	0-0
W. Carolina	2	0	2	0.0	0.0	0	0	0	0	0-0
Furman	1	2	3	0.0	0.0	0	0	0	1	0-0
at Mercer	3	0	3	0.0	1.0	0	0	0	0	0-0
The Citadel		DNP								
at Samford	7	0	7	0.0	0.0	0	2	0	1	0-0
at Wofford		DNP								
ETSU	4	1	5	0.0	1.5	0	0	0	1	0-0



# Joseph Parker

**Wide Receiver • Sr.-2L • 5-10 • 185**  
**Castle Rock, Colo. • Wyoming**

# 13

**CHATTANOOGA:** Transferred from Wyoming following the 2017 spring semester with two years of eligibility remaining ... played in 22 games with 11 starts ... 74 career catches for 842 yards and five TDs ... Sport Management major.

**2018 • SENIOR SEASON:** Third on the team with 437 receiving yards on 40 catches and two TDs ... three catches for 20 yards at South Carolina ... four receptions for 35 yards at Furman ... three catches for 43 yards against VMI ... first multi-TD game at Western Carolina with three receptions for 48 yards and two scores ... first two TDs of the year ... four catches for 43 yards against Wofford ... career-high eight catches for 84 yards at ETSU ... 46-yard catch vs. Samford ... two catches for 12 yards at UT Martin ... five catches for 72 yards at The Citadel ... tied a career with six catches and totaled 28 yards vs. TTU.

### PARKER'S CAREER STATISTICS

Year	G/GS	Rec	Yds	Avg/Rec.	TD	LG
2017	11/4	34	405	11.9	3	67
2018	11/7	40	437	10.9	2	46
<b>Totals</b>	<b>22/11</b>	<b>74</b>	<b>842</b>	<b>11.4</b>	<b>5</b>	<b>67</b>

### PARKER'S CAREER HIGHS

Rec. Yds.....104 at LSU (9/9/17) Rec.....8 at ETSU (9/29/18)  
Long Rec.....67 at LSU (9/9/17) Rec. TDs...2 at Western Carolina (10/13/18)

### PARKER'S 2018 GAME-BY-GAME

Game	Rec	Yds	TD	LG
TTU	6	28	0	13
at The Citadel	5	72	0	22
at UT Martin	2	12	0	9
Samford	1	46	0	46
at ETSU	8	67	0	31
Wofford	4	43	0	12
at WCU	3	48	2	28
VMI	3	43	0	21
at Furman	4	35	0	12
Mercer	1	6	0	6
at South Carolina	3	20	0	12

### PARKER'S 2017 GAME-BY-GAME

Game	Rec	Yds	TD	LG
vs. JSU	6	56	1	28
at LSU	6	104	0	67
UT Martin	0	0	0	0
at VMI	3	35	0	21
W. Carolina	2	20	0	14
Furman	0	0	0	0
at Mercer	3	42	0	17
The Citadel	3	34	0	17
at Samford	4	38	1	14
at Wofford	5	56	0	24
ETSU	2	20	1	12



# Tyrell Price

Running Back • Jr.-1L • 6-0 • 220  
Abbeville, Miss. • East Mississippi CC

# 23

**CHATTANOOGA:** Transferred from East Mississippi Community College prior to the 2018 spring semester with two years of eligibility remaining ... Criminal Justice major.

**2018 • JUNIOR SEASON:** *Second Team All-Southern Conference* by the league's media ... fourth in the SoCon with nine rushing TDs ... third in the SoCon with 10 total TDs ... led the team with 63.4 rushing yards per game .. 3.7 yards per carry ... 190 attempts was second in the SoCon ... third on the team in receiving with 42 catches for 278 yards ... nine carries for 41 yards and four receptions for 22 yards at South Carolina ... 17 carries for 48 yards against Mercer ... 10 carries for 33 yards at Furman ... 19 carries for 52 yards and two TDs against VMI ... season highs with 135 rushing yards and 29 carries at Western Carolina ... most carries in a game since Jacob Huesman had 31 against No. 21 Indiana State in the FCS Playoffs on Dec. 6, 2014 ... also had a season-high six catches for 38 yards ... 173 all-purpose yards was a season-high ... 14 carries for 33 yards and a TD at ETSU ... season-high 23 carries for 45 yards against Samford ... added six catches for 80 yards and the score ... 22 carries for 118 yards and two TDs at UT Martin ... most yards since Darrell Bridges had 149 yards on 22 tries against The Citadel last season ... first 100-yard since Bridges against The Citadel ... most carries since Darrell Bridges had 22 tries at Wofford last season ... four catches for 24 yards gave him a season-high 165 all-purpose yards ... 17 carries for 71 yards and two TDs at The Citadel ... 20 carries for 98 yards and a TD against Tennessee Tech ... 40-yard scoring run in the third quarter ... also had five catches for 56 yards.

### PRICE'S CAREER STATISTICS

Year	G/GS	Rush	Yds	Avg/R	TD	LG	Avg/Gm	Catch	Yds	Avg/C	TD	LG	Avg/Gm
2018	11/11	190	697	3.7	9	40	63.4	42	278	6.6	1	30	25.2

### PRICE'S CAREER HIGHS

Rush Yds...135 at Western Carolina (10/13/18) Rec. Yds.....80 vs. Samford (9/22/18)  
Rushes ..... 29 at Western Carolina (10/13/18) Rec... 6 (2x) Last at Western Carolina (10/13/18)  
Long Rush ...40 (2x) Last at UT Martin (9/15/18) Long Rec... 30 vs. Tennessee Tech (8/30/18)  
Rush TDs.... 2 (3x) Last vs. VMI (10/27/18) Rec TDs.....1 vs. Samford (9/22/18)  
All Purpose ...173 at Western Carolina (10/13/18)

### PRICE'S 2018 GAME-BY-GAME

Game	Rush	Yds	TD	LG	Rec	Yds	TD	LG	KOR	Yds	TD	LG
TTU	20	98	1	30	5	56	0	30	0	0	0	0
at The Citadel	17	56	2	16	0	0	0	0	0	0	0	0
at UT Martin	22	118	2	40	4	24	0	11	0	0	0	0
Samford	23	45	0	12	6	80	1	18	0	0	0	0
at ETSU	14	33	1	18	2	-1	0	5	0	0	0	0
Wofford	10	23	0	9	3	20	0	9	0	0	0	0
at WCU	29	135	1	29	6	38	0	13	0	0	0	0
VMI	19	52	2	9	4	36	0	25	0	0	0	0
at Furman	10	33	0	7	5	-1	0	3	0	0	0	0
Mercer	17	48	0	10	3	4	0	9	0	0	0	0
at USC	9	41	0	20	4	22	0	8	0	0	0	0



# Hawk Schrider

Linebacker • Jr.-2L • 6-3 • 230  
Berkeley, Calif. • Richmond

# 42

**CHATTANOOGA:** Transfer from Richmond who joined the Mocs in the spring of 2016 ... played in 22 games with 13 starts ... Academic All-SoCon with a 3.63 GPA and majoring in Social Work.

**2018 • JUNIOR SEASON:** Third on the team with 3.5 sacks and 6.0 TFLs ... three tackles at South Carolina ... two tackles, including a TFL, against Mercer ... six tackles against VMI ... three tackles at Western Carolina ... four tackles, including a 1/2-sack at ETSU ... three tackles with a sack and hurry against Samford ... career-high eight tackles at UT Martin ... added two sacks and forced a fumble ... four tackles and a hurry at The Citadel ... TFL and a QBH against TTU.

### SCHRIDER'S CAREER STATISTICS

Year	G/GS	UT	AT	Total	Sacks	TFL	FF	FR	QBH	PBU	Int-Yds
2017	11/7	11	13	24	0.0	4.0	0	0	1	0	0-0
2018	11/6	19	18	37	3.5	6.0	1	1	3	0	0-0
<b>Tot</b>	<b>22/13</b>	<b>30</b>	<b>31</b>	<b>61</b>	<b>3.5</b>	<b>10.0</b>	<b>1</b>	<b>1</b>	<b>4</b>	<b>0</b>	<b>0-0</b>

### SCHRIDER'S CAREER HIGHS


Tackles.....8 at UT Martin (9/15/18) TFLs .....2.5 at UT Martin (9/15/18)  
Sacks.....2.0 at UT Martin (9/15/18) QBHs.....1 (4x) Last vs. Samford (9/22/18)

### SCHRIDER'S 2018 GAME-BY-GAME

Game	UT	AT	Total	Sacks	TFL	FF	FR	QBH	PBU	Int-Yds
TTU	1	0	1	0.0	1.0	0	0	1	0	0-0
at The Citadel	0	4	0	0.0	0.0	0	0	1	0	0-0
at UT Martin	1	7	8	2.0	2.5	1	0	0	0	0-0
Samford	1	2	3	1.0	1.0	0	1	1	0	0-0
at ETSU	1	3	4	0.5	0.5	0	0	0	0	0-0
Wofford	1	0	1	0.0	0.0	0	0	0	0	0-0
at WCU	2	1	3	0.0	0.0	0	0	0	0	0-0
VMI	5	1	6	0.0	0.0	0	0	0	0	0-0
at Furman	2	0	2	0.0	0.0	0	0	0	0	0-0
Mercer	2	0	2	0.0	1.0	0	0	0	0	0-0
at USC	3	0	3	0.0	0.0	0	0	0	0	0-0

### SCHRIDER'S 2017 GAME-BY-GAME

Game	UT	AT	Total	Sacks	TFL	FF	FR	QBH	PBU	Int-Yds
vs. JSU	2	2	4	0.0	1.0	0	0	0	0	0-0
at LSU	0	3	3	0.0	0.0	0	0	1	0	0-0
UT Martin	1	2	3	0.0	0.0	0	0	0	0	0-0
at VMI	0	1	1	0.0	0.0	0	0	0	0	0-0
W. Carolina	1	0	1	0.0	0.0	0	0	0	0	0-0
Furman	1	2	3	0.0	0.0	0	0	0	0	0-0
at Mercer	2	1	3	0.0	1.0	0	0	0	0	0-0
The Citadel	2	2	4	0.0	2.0	0	0	0	0	0-0
at Samford	0	0	0	0.0	0.0	0	0	0	0	0-0
at Wofford	1	0	1	0.0	0.0	0	0	0	0	0-0
ETSU	1	0	1	0.0	0.0	0	0	0	0	0-0



# Nick Tiano

**Quarterback • Jr.-2L • 6-5 • 240**

**Chattanooga, Tenn. • Mississippi State**

# 7

**CHATTANOOGA:** Transfer from Mississippi State who joined the Mocs in January of 2016 ... played in 16 games with 15 starts ... Business major ... SoCon Honor Roll.

**2018 • JUNIOR SEASON:** Third in the SoCon and 16th in the FCS in completions per game (21.2) ... other SoCon/FCS rankings include 3rd/21st in passing yards (246.4) ... 4th/48th with 15 passing TDs ... 3rd/23rd in total offense (268.1) ... 4th/24th in completion percentage (61.6%) ... 233-378 passing for 2,710 and 15 TDs against six INTs for the year ... 2,710 passing yards is fifth-most in a season at UTC ... 233 completions is third-most in a season at UTC ... fewest INTs among those who have completed over 200 passes in a season at UTC ... also ran 85 times for 239 yards ... 2,949 yards of total offense is seventh-most in a season at UTC ... 17-36 for 254 passing yards at South Carolina ... most passing yards by a Moc against an FBS opponent since Chris Sanders had 367 at Louisville on Sept. 11, 1999 ... most passing yards by a Moc against an SEC opponent since Steve Woods had 286 at Vanderbilt on Nov. 22, 1980 ... 21-33 for 189 yards against Mercer ... 25-27 for 154 yards, TD and INT at Furman ... also ran 10 times for 40 yards ... 21-35 passing for 285 yards and two TDs against an INT against VMI ... also ran 12 times for 40 yards ... 23-29 for 210 yards and two TDs at Western Carolina ... 21-33 for 176 yards, TD and INT against Wofford ... five carries for -4 yards ... 32-56 for 272 yards and a TD at ETSU ... career-high for completions and attempts ... ran six times for 64 yards, but was sacked five times (-36) for a net of 28 rushing yards ... ran four times for 33 yards and a TD against Samford ... 16/35 for 297 and two TDs passing against the Bulldogs ... 20-24 for 208 yards at two TDs at UT Martin ... 16-28 for 347 yards, two TDs and one INT at The Citadel ... 76 and 20-yard TD passes to Bryce Nunnally ... ran seven times for 42 yards ... most passing yards in a game since Jacob Huesman had 359 against Mercer in a 38-31 win on Oct. 25, 2014 ... first Moc to throw back-to-back 300-yard games since B.J. Coleman against Furman (432) and Elon (386) in 2010 ... most passing yards in first two games of the season since Chris Sanders threw for 358 at Samford and 367 at Louisville in 1999 ... 21-32 for a career-high 318 passing yards with two TDs and an INT against Tennessee Tech ... most passing yards since Jacob Huesman had 335 at No. 1 New Hampshire on Dec. 12, 2014 ... most in a season opener since B.J. Coleman had 340 vs. No. 3 Appalachian State on Sept. 4, 2010 ... also ran four times for 47 yards ... sacked twice to end with 33 yards rushing ... 89-yard screen pass to Bryce Nunnally was the fifth-longest in school history.

### TIANO'S 2017 GAME-BY-GAME

Game	Rush	Yds	TD	LG	C-A-I	Yds	TD	Lg
vs. JSU	8	68	0	28	23-43-2	218	1	28
at LSU	9	-15	0	8	15-32-2	174	0	67
UT Martin	14	9	0	14	13-27-1	144	1	59
at VMI	9	37	0	11	25-33-1	249	4	25
W. Carolina	13	22	0	19	11-23-0	88	0	18
Furman								
at Mercer								
The Citadel								
at Samford								
at Wofford								
ETSU								

### TIANO'S CAREER STATS

Year	G/GS	Rush	Yds	Avg	TD	LG	Comp.-Att.-Int.	Yds	TD	LG
2017	5/4	53	121	2.3	0	28	87-158-6	873	6	67
2018	11/11	85	239	2.8	1	33	233-378-6	2710	15	89
<b>Totals</b>	<b>16/15</b>	<b>138</b>	<b>360</b>	<b>2.6</b>	<b>1</b>	<b>33</b>	<b>320-536-12</b>	<b>3583</b>	<b>21</b>	<b>89</b>

### TIANO'S CAREER HIGHS

Pass Yds .....	347 at The Citadel (9/8/18)	Rush Yds..	68 vs. Jacksonville St. (8/26/17)
Comps .....	32 at ETSU (9/29/18)	Rushes.....	14 vs. UT Martin (9/16/17)
Attempts .....	56 at ETSU (9/29/18)	Long Rush .....	33 vs. Samford (9/22/18)
Long Pass..	89 vs. Tennessee Tech (8/30/18)	Total Off.....	387 at The Citadel (9/8/18)
TD Passes.....	4 at VMI (9/23/17)		

### TIANO'S 2018 GAME-BY-GAME

Game	Rush	Yds	TD	LG	C-A-I	Yds	TD	Lg
TTU	6	33	0	24	21-32-1	318	2	89
at The Citadel	7	40	0	11	16-28-1	347	2	76
at UT Martin	6	13	0	7	20-24-0	208	2	42
Samford	4	39	1	33	16-35-0	297	2	35
at ETSU	11	28	0	18	32-56-0	272	1	31
Wofford	5	-4	0	4	21-33-1	176	1	14
at WCU	5	10	0	4	23-29-0	210	2	28
VMI	12	40	0	9	21-35-1	285	2	64
at Furman	10	40	0	25	25-37-1	154	1	13
Mercer	9	-17	0	5	21-33-0	189	0	50
at South Carolina	10	17	0	9	17-36-1	254	0	57



# Victor Ulmo

Kicker • So.-2L • 5-8 • 200  
Chattanooga, Tenn. • Baylor School

# 60

**CHATTANOOGA:** From Sao Paolo, Brazil, but prepped at Chattanooga's Baylor School ... 22-31 (71.0%) for his career ... fifth all-time at UTC for percentage ... SoCon All-Freshman team in 2017 ... on the Watch List for the Fred Mitchell Award ... Business major.

**2018 • SOPHOMORE SEASON:** 13-19 (68.4%) on FGs for the year ... third in the SoCon in the FCS in FGs per game (1.18) ... 1-3 at South Carolina ... career-high three FGs against Mercer (38, 28, 19) ... made from 23 yards at Furman ... missed from 47 yards vs. VMI ... 39-yarder at Western Carolina ... 42-yarder against Wofford ... missed from 42 yards at ETSU ... 2-2 on FGs (23 & 30) against Samford ... 2-2 on FGs (31 & 25) at UT Martin ... tied a career-high 10 points ... missed from 41 and 34 yards at The Citadel ... 2-2 on FGs against Tennessee Tech ... made from 37 and 20 yards ... career-high 10 points.

### ULMO'S CAREER STATISTICS

Year	G	0-19	20-29	30-39	40-49	50+	Total	Pct.	Long	Blk.	PAT	Pts.
2017	11	0-0	5-6	3-3	1-3	0-0	9-12	.750	44	0	22-23	49
2018	11	1-1	5-5	6-8	1-5	0-0	13-19	.684	42	1	25-26	64
<b>Totals</b>	<b>22</b>	<b>1-1</b>	<b>10-11</b>	<b>9-11</b>	<b>2-8</b>	<b>0-0</b>	<b>22-31</b>	<b>.710</b>	<b>44</b>	<b>1</b>	<b>47-49</b>	<b>113</b>

### ULMO'S CAREER HIGHS

FGs.....3 vs. Mercer (11/10/18) PATs.....9 at VMI (9/23/17)  
FGAs ...3 (2x) Last at South Carolina (11/17/18) Points...10 (2x) Last at UT Martin (9/15/18)  
Long FG.....44 at Mercer (10/14/17)

### ULMO'S 2018 GAME-BY-GAME

Game	FGs	PATS	KOs	Yds	Avg	TB	OB	PTs
TTU	(37), (20)	4-4	0	0	0.0	0	0	10
at The Citadel	41, 34	2-2	0	0	0.0	0	0	3
at UT Martin	(31), (25)	4-4	0	0	0.0	0	0	10
Samford	(23), (30)	3-3	0	0	0.0	0	0	9
at ETSU	42	2-2	0	0	0.0	0	0	2
Wofford	(42)	1-1	0	0	0.0	0	0	4
at WCU	(39)	3-3	0	0	0.0	0	0	6
VMI	47	4-5	0	0	0.0	0	0	4
at Furman	(23)	1-1	0	0	0.0	0	0	0
Mercer	(38), (28), (19)	0-0	0	0	0.0	0	0	9
at USC	42, (36), 39	0-0	0	0	0	0	0	3

### ULMO'S 2017 GAME-BY-GAME

Game	FGs	PATS	KOs	Yds	Avg	TB	OB	PTs
vs. JSU	(28), (31)	1-1	4	199	49.8	0	0	7
at LSU	(22), 47	1-1	3	184	61.3	0	0	7
UT Martin		1-1	2	129	64.5	0	0	1
at VMI		9-9	10	630	63.0	0	0	9
W. Carolina		1-1	2	93	46.5	0	1	1
Furman	(29)	2-2	4	253	63.2	2	0	7
at Mercer	(44)	1-1	3	134	44.7	1	1	4
The Citadel		2-2	3	190	63.3	1	0	2
at Samford	(39)	1-2	5	320	64.0	1	0	5
at Wofford	(20), (28), 47	1-1	4	245	61.2	0	0	7
ETSU	24, (34)	1-1	3	162	54.0	1	0	4



# Wil Young

Wide Receiver • Sr.-4L • 6-3 • 215  
Mobile, Ala. • McGill-Toolen HS

# 11

**CHATTANOOGA:** Played in 42 career games with 14 starts ... has 79 catches for 898 yards and four TDs ... will be the first football student-athlete to graduate with a degree in Electrical Engineering in May 2019.

**2018 • SENIOR SEASON:** Second on the team with 46 catches and 535 yards ... all four career TDs have come this season ... 38 catches for 400 yards last six games ... one 33-yard reception at South Carolina ... team-high seven catches for 72 yards against Mercer ... two catches for 22 yards at Furman ... four catches for 54 yards and a TD against VMI ... five catches for 45 yards at Western Carolina ... six catches for 66 yards against Wofford ... career-highs with 13 catches for 108 yards at ETSU ... one catch for 14 yards against Samford ... four catches for 41 yards and two TDs at UT Martin ... one catch for seven yards at The Citadel ... first career TD catch was a career-long 63-yarder vs. Tennessee Tech ... finished with two catches for 73 yards.

### YOUNG'S CAREER STATISTICS

Year	G/GS	Rec	Yds	Avg/Rec.	TD	LG
2015	13/2	15	164	10.9	0	37
2016	8/0	2	18	9.0	0	11
2017	10/3	16	181	11.3	0	28
2018	11/9	46	535	11.6	4	63
<b>Totals</b>	<b>42/14</b>	<b>79</b>	<b>898</b>	<b>11.4</b>	<b>4</b>	<b>63</b>

### YOUNG'S CAREER HIGHS

Rec. Yds.....108 at ETSU (9/29/18) Rec.....13 at ETSU (9/29/18)  
Long Rec...63 vs. Tennessee Tech (8/30/18) Rec. TDs.....2 at UT Martin (9/15/18)

### YOUNG'S 2018 GAME-BY-GAME

Game	Rec	Yds	TD	LG
TTU	2	73	1	63
at The Citadel	1	7	0	7
at UT Martin	4	41	2	14
Samford	1	14	0	14
at ETSU	13	108	0	25
Wofford	6	66	0	14
at WCU	5	45	0	13
VMI	4	54	1	17
at Furman	2	22	0	12
Mercer	7	72	0	20
at South Carolina	1	33	0	33

### YOUNG'S 2017 GAME-BY-GAME

Game	Rec	Yds	TD	LG
vs. JSU	0	0	0	0
at LSU	0	0	0	0
UT Martin	DNP			
at VMI	3	27	0	10
W. Carolina	1	13	0	13
Furman	4	34	0	12
at Mercer	1	9	0	9
The Citadel	0	0	0	0
at Samford	2	43	0	28
at Wofford	2	27	0	19
ETSU	3	28	0	15

### YOUNG'S 2016 GAME-BY-GAME

Game	Rec	Yds	TD	LG
Shorter	2	18	0	11
Presbyterian	DNP			
at Furman	DNP			
Samford	DNP			
at ETSU	DNP			
Mercer	DNP			
at The Citadel	0	0	0	0
VMI	0	0	0	0
at WCU	0	0	0	0
Wofford	0	0	0	0
at Alabama	0	0	0	0
Weber State	0	0	0	0
at SHSU	0	0	0	0

### YOUNG'S 2015 GAME-BY-GAME

Game	Rec	Yds	TD	LG
Jacksonville St.	0	0	0	0
Mars Hill	2	38	0	28
at Samford	2	3	0	2
at Presby	0	0	0	0
Furman	0	0	0	0
at VMI	6	82	0	37
at Wofford	0	0	0	0
W. Carolina	0	0	0	0
at Mercer	1	5	0	5
The Citadel	1	-1	0	0
at Florida State	1	6	0	6
Fordham	2	31	0	28
at JSU	0	0	0	0

# THE LAST TIME...INDIVIDUAL

## 50+ YARD TOUCHDOWN RUN

Chattanooga.....61, Darrell Bridges vs. The Citadel (10/21/17)  
Opponent.....50, Devin Wynn at Furman (11/3/18)

## 70-YARD TOUCHDOWN RUN

Chattanooga.....74, Kendrix Huit at Western Carolina (11/3/12)  
Opponent.....76, Roc Thomas vs. No. 5 Jacksonville State (8/26/17)

## 70-YARD TOUCHDOWN RECEPTION

Chattanooga.....76, Bryce Nunnely at The Citadel (9/8/18)  
Opponent.....73, Javeon Lara at VMI (9/23/17)

## 30 RUSHING ATTEMPTS

Chattanooga.....31, Jacob Huesman vs. No. 21 Indiana State (12/6/14)  
Opponent.....31, Dominique Allen, No. 8 The Citadel (10/15/16)

## 150 YARDS RUSHING

Chattanooga.....160, Derrick Craine vs. No. 23 Weber State (11/26/16)  
Opponent.....155, Joe Newman vs. No. 6 Wofford (10/6/18)

## 200 YARDS RUSHING

Chattanooga.....222, Derrick Craine vs. Samford (9/24/16)  
Opponent.....277, Detrez Newsome at Western Carolina (10/29/16)

## 2 PLAYERS, 100+ YARDS RUSHING

Chattanooga... Richardre Bagley (126) & Tyler Roberson (121) at Western Carolina (10/29/16)  
Opponent ...Joe Newman (155) & Andre Stoddard (111) vs. No. 6 Wofford (10/6/18)

## 30 PASS COMPLETIONS

Chattanooga.....32, Nick Tiano at ETSU (9/29/18)  
Opponent.....44, Devlin Hodges, vs. No. 17 Samford (9/22/18)

## 50 PASS ATTEMPTS

Chattanooga.....56, Nick Tiano at ETSU (9/29/18)  
Opponent.....62, Devlin Hodges, vs. No. 17 Samford (9/22/18)

## 400 YARDS PASSING

Chattanooga.....432, B.J. Coleman at No. 25 Furman (10/23/10)  
Opponent.....410, Richie Williams, No. 17 Appalachian State (10/30/04)

## 100 YARDS RUSHING & PASSING

Chattanooga... Jacob Huesman vs. No.14 Fordham (129 Rush, 211 Pass) (11/28/15)  
Opponent...Eli Jenkins at No. 1 Jacksonville State (195 Rush, 208 Pass) (12/5/15)

## TWO 100-YARD RUSHERS, ONE 100-YARD RECEIVER

Chattanooga.....Rush - Richardre Bagley (126) & Tyler Roberson (121)  
.....Rec. - C.J. Board (107) at Western Carolina (10/29/16)  
Opponent .....Rush - Troymaine Pope (234) & Eli Jenkins (195)  
.....Rec. - Ruben Gonzales (101) at No. 1 Jacksonville State (12/5/15)

## 500 YARDS TOTAL OFFENSE

Chattanooga.....570, Cedric Stevens vs. No. 17 Appalachian State (10/30/04)  
Opponent.....517, Richie Williams, No. 17 Appalachian State (10/30/04)

## 10 PASS RECEPTIONS

Chattanooga.....13, Wil Young at ETSU (9/29/18)  
Opponent.....12, Kelvin McKnight vs. No. 17 Samford (9/22/18)

## 150 YARDS RECEIVING

Chattanooga.....268, Bryce Nunnely at The Citadel (9/8/18)  
Opponent.....156, Yedidah Louis, No. 1 Sam Houston State (12/3/16)

## 2+ PLAYERS, 100+ YARDS RECEIVING

Chattanooga... C.J. Board (116) & Xavier Borishade (107) vs. No. 20 The Citadel (11/14/15)  
Opponent...Albert Wilson (132) & Robert Davis (100), at Georgia State (9/7/13)

## SCORED 3 TOUCHDOWNS

Chattanooga.....3, Richardre Bagley at Western Carolina (10/29/16)  
Opponent.....3, Yedidah Louis, No. 1 Sam Houston State (12/3/16)

## 4 TOUCHDOWN PASSES

Chattanooga.....4, Nick Tiano at VMI (9/23/17)  
Opponent.....5, Jeremiah Briscoe, No. 1 Sam Houston State (12/3/16)

## 4 RUSHING TOUCHDOWNS

Chattanooga.....4, Derrick Craine vs. Western Carolina (10/31/15)  
Opponent.....4, A.J. Harris, Elon (10/30/10)

## 3 TOUCHDOWN RECEPTIONS

Chattanooga.....3, Xavier Borishade vs. Presbyterian (9/10/16)  
Opponent.....3, Yedidah Louis, No. 1 Sam Houston State (12/3/16)

## 5 FIELD GOALS

Chattanooga.....None  
Opponent.....7, Ryan Weeks, Tennessee Tech (9/9/89)

## 50-YARD FIELD GOALS

Chattanooga.....52, Henrique Ribeiro at ETSU (10/11/16)  
Opponent.....50, Grayson Atkins at Furman (11/3/18)

## 2 INTERCEPTIONS

Chattanooga.....2, Lucas Webb vs. Samford (9/27/14)  
Opponent.....2, Tony Annese, at Central Michigan (8/28/14)

## PUNT RETURN FOR A TOUCHDOWN (NO BLOCK)

Chattanooga.....66 yards, Tommy Hudson vs. Samford (9/27/14)  
Opponent.....65 yards, D.J. Chark, No. 12 LSU (9/9/17)

## KICKOFF RETURN FOR A TOUCHDOWN

Chattanooga.....98 yards, Brian Sutherland at No. 2 Auburn (11/6/10)  
Opponent.....100 yards, Lennox McAfee vs. Wofford (11/12/16)

## INTERCEPTION RETURN FOR TOUCHDOWN

Chattanooga.....26 yards, Jerrell Lawson vs. Tennessee Tech (8/30/18)  
Opponent.....29 yards, Tyren Cloud vs. VMI (10/27/18)

## FUMBLE RETURN FOR A TOUCHDOWN

Chattanooga.....46 yards, Lucas Webb at VMI (9/23/17)  
Opponent.....0 yards, Nate Link vs. Western Carolina (9/30/17)  
.....0 yards, A.J. Newman vs. Western Carolina (9/30/17)

## BLOCKED PAT

Chattanooga.....Isaiah Mack vs. Western Carolina (10/31/15)  
Opponent.....J.C. Garvin vs. VMI (10/22/16)

## BLOCKED FIELD GOAL

Chattanooga.....Keionta Davis at Furman (9/17/16)  
Opponent.....Kamren Mack, Presbyterian (9/10/16)

## BLOCKED PUNT

Chattanooga.....Cody Swabek vs. Mercer (11/10/18)  
Opponent.....Keyonte Sessions, The Citadel (9/8/18)

## SCORED TWO DEFENSIVE TOUCHDOWNS

Chattanooga.....Montrell Pardue, 99-yard fumble return  
.....Trevor Wright, 41-yard INT return vs. No. 23 Weber State (11/26/16)  
Opponent.....Nate Link, 0-yard fumble return  
.....A.J. Newman, 0-yard fumble return vs. Western Carolina (9/30/17)

## CONVERTED A THIRD-AND-20+

Chattanooga.....Nick Tiano to Bryce Nunnely - 89 yards (TD)  
.....3rd and 20 from the UTC 11 against Tennessee Tech (8/30/18)  
Opponent.....Ben Carnell pass to Kitna Palmer - 34 yards  
.....3rd and 20 against The Citadel (11/5/05)

## THE LAST TIME... TEAM

**OVERTIME GAME (WIN)**..... Won 29-28 at The Citadel (9/8/18)  
**OVERTIME GAME (LOSS)**..... Lost 35-41 vs. No. 1 Jacksonville State (12/5/14)

**DEFEATED AN FBS OPPONENT** ..... 42-14 at Georgia State (9/7/13)

**DEFEATED A RANKED FCS TEAM** ..... 27-20 vs. No. 17 Samford (9/22/18)

**RECORDED A SHUTOUT**

**Chattanooga**..... 34-0 vs. Presbyterian (9/10/16)  
**All Opponents**..... 0-49 at No. 1 Alabama (11/23/13)  
     **vs. FCS Opponent** ..... 0-55 at Wofford (11/11/06)

**50 POINTS**

**Chattanooga**..... 63 at VMI (9/23/17)  
**Opponent**..... 52, at No. 16 Florida State (11/21/15)

**60 Rushing Attempts**

**Chattanooga**..... 63 vs. No. 21 Indiana State (12/6/14)  
**Opponent**..... 65 vs. No. 6 Wofford (10/6/18)

**300 YARDS RUSHING**

**Chattanooga**..... 323 at Western Carolina (10/29/16)  
**Opponent**..... 442 vs. No. 6 Wofford (10/6/18)

**400 YARDS RUSHING**

**Chattanooga**..... 404 at VMI (10/15/94)  
**Opponent**..... 442 vs. No. 6 Wofford (10/6/18)

**4 RUSHING TDS**

**Chattanooga**..... 4 at VMI (9/23/17)  
**Opponent**..... 4 at No. 12 LSU (9/9/17)

**400 YARDS PASSING**

**Chattanooga**..... 432 at No. 25 Furman (10/23/10)  
**Opponent**..... 410 vs. No. 17 Appalachian State (10/30/04)

**4 PASSING TDS**

**Chattanooga**..... 4 at VMI (9/23/17)  
**Opponent**..... 5 at No. 1 Sam Houston State (12/3/16)

**500 YARDS TOTAL OFFENSE**

**Chattanooga**..... 515 at Western Carolina (10/29/16)  
**Opponent**..... 511 vs. No. 6 Wofford (10/6/18)

**30 FIRST DOWNS**

**Chattanooga**..... 31 vs. Western Carolina (10/31/15)  
**Opponent**..... 32 vs. No. 17 Samford (9/22/18)

**INTERCEPTED 5 PASSES**

**Chattanooga**..... 6 vs. Gardner-Webb (9/18/93)  
**Opponent**..... 5 vs. Elon (10/30/10)

**100 YARDS IN PENALTIES**

**Chattanooga**..... 103 vs. Mercer (11/10/18)  
**Opponent**..... 116 at Western Carolina (9/22/10)

**NO PENALTIES**

**Chattanooga**..... at No. 24 Jacksonville State (9/9/12)  
**Opponent**..... at Western Carolina (10/28/16)

**LOST 5 FUMBLES**

**Chattanooga**..... 5 at No. 8 Georgia Southern (9/25/93)  
**Opponent**..... 5 at Southwestern Louisiana (9/17/83)

**FAILED TO GAIN 100 YARDS RUSHING**

**Chattanooga**..... 86 at Furman (11/3/18)  
**Opponent**..... 71 vs. Mercer (11/10/18)

**FAILED TO GAIN 100 YARDS PASSING**

**Chattanooga**..... 86 vs. No. 7 Jacksonville State (9/5/15)  
**Opponent**..... 78 vs. Mercer (11/10/18)

**FAILED TO GAIN 200 YARDS TOTAL OFFENSE**

**Chattanooga**..... 197 vs. No. 6 Wofford (10/6/18)  
**Opponent**..... 149 vs. Mercer (11/10/18)

**RECORDED A SAFETY**

**Chattanooga**..... Jerrell Lawson (Sack) at Western Carolina (10/13/18)  
**Opponent**..... TEAM vs. Wofford (11/20/16)

## ALL-TIME BESTS AGAINST CHATTANOOGA

	INDIVIDUAL	TEAM
<b>First Downs</b>	32, Wofford (1999), Memphis (2005), Samford (2018)	
<b>Rushes</b>	38, Jack Douglas, The Citadel (1991)	83, The Citadel (1991)
<b>Rushing Yards</b>	277, Detrez Newsome, WCU (10/29/16)	542, Georgia Southern (1999)
<b>Long TD Run</b>	95, Detrez Newsome, Western Carolina (10/29/16)	
<b>Rushing TDs</b>	5, J.R. McNair, Wofford (2003)	7 (3X) Last by Georgia Southern (2005)
<b>Passing Attempts</b>	62, Delvin Hodges, Samford (2018)	62, Samford (2018)
<b>Pass Completions</b>	44, Delvin Hodges, Samford (2018)	44, Samford (2018)
<b>Passing Yards</b>	410 (2x) Last by Richie Williams, App. St. (2004)	429, Gardner-Webb (1993)
<b>Long Pass</b>	92, Andy Summerlin, Samford (11/16/13)	
<b>Total Offense</b>	517, Richie Williams, Appalachian State (2004)	662, Furman (2005)
<b>TD Passes</b>	4 (4x) Matt Layman, Mars Hill (9/12/15)	4 (7x) Mars Hill (9/12/15)

	INDIVIDUAL	TEAM
<b>Interceptions</b>	3, L. Coleman, Vanderbilt (1980)	7, Georgia Southern (1986)
<b>Receiving Yards</b>	236, DaVon Fowlkes, Appalachian State (2004)	
<b>Receptions</b>	12 (6x) Last Kelvin McKnight, Samford (9/22/18)	
<b>TD Receptions</b>	4, Keshawn Taylor, Mars Hill (9/12/15)	
<b>INT Return</b>	100, Timmy Thrift, Wofford (2003)	
<b>Field Goals</b>	7, Ryan Weeks, Tennessee Tech (1989)	7, Tennessee Tech (1989)
<b>Long Field Goal</b>	52, Cameron Yaw, Samford (10/20/12)	
<b>Punts</b>	12 (3x) Mike Salmons, Marshall (1985)	12 (3x) Last by Marshall (1985)
<b>Long Punt</b>	85, Ken Hinsley, Western Carolina (1998)	
<b>Punt Return</b>	90, Cedric Jones, Western Kentucky (1988)	
<b>Kickoff Return</b>	100, Lennox McAfee vs. Samford (11/12/16)	

## TEAM STATS

Team Statistics	UTC	OPP
SCORING	236	231
Points Per Game	21.5	21.0
Points Off Turnovers	55	48
FIRST DOWNS	201	222
Rushing	62	97
Passing	110	103
Penalty	29	22
RUSHING YARDAGE	1082	1781
Yards gained rushing	1314	2006
Yards lost rushing	232	225
Rushing Attempts	323	451
Average Per Rush	3.3	3.9
Average Per Game	98.4	161.9
TDs Rushing	11	15
PASSING YARDAGE	2712	2217
Comp-Att-Int	234-379-6	191-328-11
Average Per Pass	7.2	6.8
Average Per Catch	11.6	11.6
Average Per Game	246.5	201.5
TDs Passing	16	12
TOTAL OFFENSE	3794	3998
Total Plays	702	779
Average Per Play	5.4	5.1
Average Per Game	344.9	363.5
KICK RETURNS: #-Yards	13-208	28-591
PUNT RETURNS: #-Yards	11-32	18-176
INT RETURNS: #-Yards	11-284	6-112
KICK RETURN AVERAGE	16.0	21.1
PUNT RETURN AVERAGE	2.9	9.8
INT RETURN AVERAGE	25.8	18.7
FUMBLES-LOST	14-8	18-9
PENALTIES-Yards	70-614	70-682
Average Per Game	55.8	62.0
PUNTS-Yards	49-1823	47-1790
Average Per Punt	37.2	38.1
Net punt average	33.6	35.7
KICKOFFS-Yards	50-2777	47-2791
Average Per Kick	55.5	59.4
Net kick average	40.7	42.2
TIME OF POSSESSION/Game	30:30	29:30
3RD-DOWN Conversions	58/149	65/165
3rd-Down Pct	39%	39%
4TH-DOWN Conversions	7/16	15/27
4th-Down Pct	44%	56%
SACKS BY-Yards	30-170	17-128
MISC YARDS	0	0
TOUCHDOWNS SCORED	28	29
FIELD GOALS-ATTEMPTS	13-21	10-16
ON-SIDE KICKS	0-1	1-1
RED-ZONE SCORES	(30-36) 83%	(26-39) 67%
RED-ZONE TOUCHDOWNS	(19-36) 53%	(18-39) 46%
PAT-ATTEMPTS	(25-27) 93%	(27-28) 96%
ATTENDANCE	43761	106293
Games/Avg Per Game	5/8752	6/17716
Neutral Site Games		0/0

Score by Quarters	1st	2nd	3rd	4th	OT	Total
Chattanooga	66	58	54	50	8	236
Opponents	56	78	20	70	7	231

## INDIVIDUAL STATS

Rushing	gp	att	gain	loss	net	avg	td	lg	avg/g
Tyrell Price	11	190	739	42	697	3.7	9	40	63.4
Nick Tiano	11	85	383	144	239	2.8	1	33	21.7
Alex Trotter	10	35	190	11	179	5.1	1	63	17.9
D. McQuarters	8	1	2	0	2	2.0	0	2	0.2
Bryce Nunnelly	11	1	0	7	-7	-7.0	0	0	-0.6
Lameric Tucker	3	2	0	12	-12	-6.0	0	0	-4.0
TEAM	6	9	0	16	-16	-1.8	0	0	-2.7
Total	11	323	1314	232	1082	3.3	11	63	98.4
Opponents	11	451	2006	225	1781	3.9	15	66	161.9

Passing	gp	effic	comp-att-int	pct	yds	td	lg	avg/g
Nick Tiano	11	131.78	233-378-6	61.6	2710	15	89	246.4
Bryce Nunnelly	11	446.80	1-1-0	100.0	2	1	2	0.2
Total	11	132.61	234-379-6	61.7	2712	16	89	246.5
Opponents	11	120.37	191-328-11	58.2	2217	12	61	201.5

Receiving	gp	no.	yds	avg	td	lg	avg/g
Bryce Nunnelly	11	79	1237	15.7	7	89	112.5
Wil Young	11	46	535	11.6	4	63	48.6
Tyrell Price	11	42	278	6.6	1	30	25.3
Joseph Parker	11	40	437	10.9	2	46	39.7
Bingo Morton	10	13	124	9.5	1	21	12.4
Alex Trotter	10	5	31	6.2	0	15	3.1
Jacob Webster	11	3	29	9.7	0	19	2.6
D. McQuarters	8	2	18	9.0	0	14	2.2
Jordan Giberti	9	2	13	6.5	0	13	1.4
Gage Upshaw	6	1	8	8.0	0	8	1.3
Nick Tiano	11	1	2	2.0	1	2	0.2
Total	11	234	2712	11.6	16	89	246.5
Opponents	11	191	2217	11.6	12	61	201.5

Scoring	td	fg	kick	rush	rcv	pass	dxp	saf	pts
Victor Ulmo	-	13-19	25-26	-	-	-	-	-	64
Tyrell Price	10	-	-	-	-	-	-	-	60
Bryce Nunnelly	7	-	-	-	-	1-1	-	-	42
Wil Young	4	-	-	-	-	-	-	-	24
Nick Tiano	2	-	-	-	-	-	-	-	12
Joseph Parker	2	-	-	-	-	-	-	-	12
Jerrell Lawson	1	-	-	-	-	-	-	1	8
Bingo Morton	1	-	-	-	-	-	-	-	6
Alex Trotter	1	-	-	-	-	-	-	-	6
Jordan Giberti	-	-	-	-	1	-	-	-	2
Thomas Burks	-	0-2	0-1	-	-	-	-	-	0
Total	28	13-21	25-27	-	1	1-1	-	1	236
Opponents	29	10-16	27-28	-	-	0-1	-	-	231

Field Goals	fg	pct.	01-19	20-29	30-39	40-49	50-99	lg	blk
Victor Ulmo	13-19	68.4	1-1	5-5	6-8	1-5	0-0	42	1
Thomas Burks	0-2	0.0	0-0	0-0	0-0	0-2	0-0	0	0

FG Sequence	Chattanooga	Opponents
TTU	(37),(20)	(37)
The Citadel	41,34	21
UT Martin	(31),(25)	(36)
Samford	(23),(30)	(22),(36)
ETSU	42	28,(33)
Wofford	(42)	47,23
Western Carolina	(39)	(47),(39)
VMI	47	-
Furman	(23)	(50),(48),(28)
Mercer	41,47,(38),(28),(19)	37
South Carolina	42,(36),39	40

Punt Returns	no.	yds	avg	td	lg
Joseph Parker	5	19	3.8	0	10
Brandon Dowdell	3	9	3.0	0	9
Bryce Nunnelly	1	0	0.0	0	0
Cody Swabek	1	5	5.0	0	0
D.J. Jackson	1	-1	-1.0	0	0
Total	11	32	2.9	0	10
Opponents	18	176	9.8	0	37

Interceptions	no.	yds	avg	td	lg
Kareem Orr	4	67	16.8	0	29
Brandon Dowdell	3	67	22.3	0	50
Jerrell Lawson	1	26	26.0	1	26
Derek Mahaffey	1	59	59.0	0	59
D.J. Jackson	1	24	24.0	0	24
Marshall Cooper	1	41	41.0	0	41
Total	11	284	25.8	1	59
Opponents	6	112	18.7	2	33

Kick Returns	no.	yds	avg	td	lg
Joseph Parker	12	208	17.3	0	29
Cody Swabek	1	0	0.0	0	0
Total	13	208	16.0	0	29
Opponents	28	591	21.1	0	91

Fumble Returns	no.	yds	avg	td	lg
Isaiah Mack	1	28	28.0	0	21
D.J. Jackson	1	12	12.0	0	12
Total	2	40	20.0	0	21
Opponents	2	15	7.5	0	10

Total Offense	g	plays	rush	pass	total	avg/g
Nick Tiano	11	463	239	2710	2949	268.1
Tyrell Price	11	190	697	0	697	63.4
Alex Trotter	10	35	179	0	179	17.9
D. McQuarters	8	1	2	0	2	0.2
Bryce Nunnelly	11	2	-7	2	-5	-0.5
Lameric Tucker	3	2	-12	0	-12	-4.0
TEAM	6	9	-16	0	-16	-2.7
Total	11	702	1082	2712	3794	344.9
Opponents	11	779	1781	2217	3998	363.5

Punting	no.	yds	avg	lg	tb	fc	i20	50+	blk
Colin Brewer	46	1793	39.0	54	0	16	10	5	1
Nick Tiano	2	30	15.0	22	0	0	1	0	0
TEAM	1	0	0.0	0	0	0	0	0	0
Total	49	1823	37.2	54	0	16	11	5	1
Opponents	47	1790	38.1	52	4	20	17	4	1

Kickoffs	no.	yds	avg	tb	ob	retn	net	ydln
Gabe Boring	50	2777	55.5	6	1			
Total	50	2777	55.5	6	1	21.1	40.7	24
Opponents	47	2791	59.4	24	1	16.0	42.2	22

# CHATTANOOGA TEAM GAME-BY-GAME STATS

Date	Opponent	Rushing				Receiving				Passing				Kick Returns				Punt Returns				tot off		
		no.	yds	td	lg	no.	yds	td	lg	cmp	att	int	yds	td	lg	no.	yds	td	lg	no.	yds		td	lg
Aug 30	TTU	30	137	1	40	21	318	2	89	21	32	1	318	2	89	1	13	0	13	2	-4	0	0	455
Sep 08	at The Citadel	27	105	2	16	16	347	2	76	16	28	1	347	2	76	2	38	0	28	0	0	0	0	452
Sep 15	at UT Martin	35	153	2	40	20	208	2	42	20	24	0	208	2	42	0	0	0	0	0	0	0	0	361
Sep 22	SAMFORD	28	86	1	33	16	297	2	55	16	35	0	297	2	55	1	21	0	21	0	0	0	0	383
Sep 29	at ETSU	27	49	1	18	32	272	1	31	32	56	0	272	1	31	1	15	0	15	1	3	0	3	321
Oct 06	WOFFORD	16	21	0	9	21	176	1	14	21	33	1	176	1	14	1	16	0	16	1	4	0	4	197
Oct 13	at Western Carolina	37	138	1	29	23	210	2	28	23	29	0	210	2	28	1	8	0	8	0	0	0	0	348
Oct 27	VMI	38	109	3	19	21	285	2	64	21	35	1	285	2	64	3	40	0	20	2	8	0	9	394
Nov 03	at Furman	23	86	0	25	25	154	1	13	25	37	1	154	1	13	0	0	0	0	1	10	0	10	240
Nov 10	MERCER	38	120	0	63	21	189	0	50	21	33	0	189	0	50	3	57	0	29	4	11	0	5	309
Nov 17	at South Carolina	24	78	0	20	18	256	1	57	18	37	1	256	1	57	0	0	0	0	0	0	0	0	334
Opponents		323	1082	11	63	234	2712	16	89	234	379	6	2712	16	89	13	208	0	29	11	32	0	10	3794
Opponents		451	1781	15	66	191	2217	12	61	191	328	11	2217	12	61	28	591	0	91	18	176	0	37	3998

Games: 11 • Avg/rush: 3.3 • Avg/catch: 11.6 • Pass effic: 132.61 • KR avg: 16.0 • PR avg: 2.9 • All purpose avg/game: 392.5 • Total offense avg/gm: 344.9

Date	Opponent	Tackles				Sacks no-yds	Fumble ff fr-yds	Pass Defense			blkd kick	PAT Attempts			off			
		ua	a	total	tfl-yds			int-yds	qbh	brup		kick	rush	rcv	saf	t/o	pts	
Aug 30	TTU	45	18	63	7.0-20	2.0-14	1	1-0	2-26	5	5	0	4-4	0	0	0	10	34
Sep 08	at The Citadel	35	84	119	2.0-9	1.0-8	2	2-0	0-0	2	0	0	3-3	0	1	0	7	29
Sep 15	at UT Martin	35	56	91	8.0-28	5.0-22	1	0-0	2-35	4	6	0	4-4	0	0	0	14	34
Sep 22	SAMFORD	56	18	74	2.0-4	1.0-3	2	1-0	3-75	8	3	0	3-3	0	0	0	7	27
Sep 29	at ETSU	26	30	56	9.0-22	4.0-13	0	0-0	1-11	4	5	0	2-2	0	0	0	0	14
Oct 06	WOFFORD	55	28	83	1.0-1	0.0-0	2	1-12	0-0	0	0	0	1-1	0	0	0	0	10
Oct 13	at Western Carolina	25	32	57	9.0-43	4.0-24	1	2-28	1-28	2	4	0	3-3	0	0	1	7	26
Oct 27	VMI	46	10	56	9.0-49	7.0-44	3	0-0	1-50	4	8	0	4-5	0	0	0	0	34
Nov 03	at Furman	39	34	73	2.0-11	2.0-11	3	2-0	0-0	2	2	0	1-1	0	0	0	10	10
Nov 10	MERCER	31	14	45	4.0-22	2.0-16	1	0-0	1-59	4	6	1	0-0	0	0	0	0	9
Nov 17	at South Carolina	58	18	76	4.0-21	2.0-15	0	0-0	0-0	3	2	0	0-1	0	0	0	0	9
Opponents		451	342	793	57.0-230	30.0-170	16	9-40	11-284	38	41	1	25-27	0	1	1	55	236
Opponents		420	216	636	62.0-238	17.0-128	10	8-15	6-112	43	47	3	27-28	0	0	0	48	231

Date	Opponent	Punting										Field Goals			Kickoffs				
		no.	yds	avg	long	blkd	tb	fc	50+	i20	md-att	long	blkd	no.	yds	avg	tb	ob	
Aug 30	TTU	7	266	38.0	47	0	0	2	0	2	2-2	37	0	7	417	59.6	3	0	
Sep 08	at The Citadel	2	29	14.5	29	1	0	0	0	0	0-2	0	0	4	230	57.5	0	0	
Sep 15	at UT Martin	2	89	44.5	51	0	0	0	1	2	2-2	31	0	7	390	55.7	2	0	
Sep 22	SAMFORD	4	126	31.5	39	0	0	1	0	0	2-2	30	0	6	344	57.3	0	0	
Sep 29	at ETSU	7	240	34.3	52	0	0	4	1	0	0-1	0	0	3	177	59.0	0	1	
Oct 06	WOFFORD	5	215	43.0	54	0	0	0	1	3	1-1	42	0	3	180	60.0	0	0	
Oct 13	at Western Carolina	5	199	39.8	52	0	0	4	1	1	1-1	39	0	5	296	59.2	0	0	
Oct 27	VMI	2	82	41.0	48	0	0	0	0	1	0-1	0	0	6	348	58.0	1	0	
Nov 03	at Furman	3	122	40.7	48	0	0	0	0	1	1-1	23	0	2	74	37.0	0	0	
Nov 10	MERCER	7	260	37.1	49	0	0	5	0	0	3-5	38	0	4	210	52.5	0	0	
Nov 17	at South Carolina	5	195	39.0	50	0	0	0	1	1	1-3	36	1	3	111	37.0	0	0	
Opponents		49	1823	37.2	54	1	0	16	5	11	13-21	42	1	50	2777	55.5	6	1	
Opponents		47	1790	38.1	52	1	4	20	4	17	10-16	50	0	47	2791	59.4	24	1	

## OPPONENT TEAM GAME-BY-GAME STATS

Date	Opponent	Rushing				Receiving				Passing				Kick Returns				Punt Returns				tot off
		no.	yds	td	lg	no.	yds	td	lg	cmp-att-int	yds	td	lg	no.	yds	td	lg	no.	yds	td	lg	
Aug 30	TTU	40	151	0	22	12	177	0	50	12-32-2	177	0	50	3	48	0	25	3	4	0	14	328
Sep 08	at The Citadel	70	290	3	18	6	90	1	25	6-10-0	90	1	25	4	91	0	34	2	32	0	7	380
Sep 15	at UT Martin	37	157	1	23	27	300	2	32	27-43-2	300	2	32	3	31	0	13	1	9	0	9	457
Sep 22	SAMFORD	25	89	1	20	44	384	1	29	44-64-3	384	1	29	4	77	0	24	2	11	0	13	473
Sep 29	at ETSU	32	94	1	24	11	171	1	54	11-26-1	171	1	54	1	18	0	18	1	4	0	4	265
Oct 06	WOFFORD	65	442	3	66	8	69	0	13	8-9-0	69	0	13	2	36	0	19	1	-2	0	0	511
Oct 13	at Western Carolina	35	82	0	20	9	156	0	37	9-19-1	156	0	37	1	13	0	13	1	37	0	37	238
Oct 27	VMI	24	-16	1	6	29	332	2	34	29-52-1	332	2	34	4	79	0	25	2	35	0	35	316
Nov 03	at Furman	49	183	1	50	9	96	0	23	9-15-0	96	0	23	1	14	0	12	1	2	0	2	279
Nov 10	MERCER	32	71	1	9	7	78	1	19	7-22-1	78	1	19	3	177	0	91	1	29	0	29	149
Nov 17	at South Carolina	42	238	3	37	29	364	4	61	29-36-0	364	4	61	2	7	0	7	3	15	0	19	602
Chattanooga		451	1781	15	66	191	2217	12	61	191-328-11	2217	12	61	28	591	0	91	18	176	0	37	3998
Chattanooga		323	1082	11	63	234	2712	16	89	234-379-6	2712	16	89	13	208	0	29	11	32	0	10	3794

Games: 11 • Avg/rush: 3.9 • Avg/catch: 11.6 • Pass effic: 120.37 • KR avg: 21.1 • PR avg: 9.8 • All purpose avg/game: 443.4 • Total offense avg/gm: 363.5

Date	Opponent	Tackles				Sacks no-yds	Fumble		Pass Defense			blkd kick	PAT Attempts			off		
		ua	a	total	tfl-yds		ff	fr-yds	int-yds	qbh	brup		kick	rush	rcv	saf	t/o	pts
Aug 30	TTU	44	10	54	5.0-22	2.0-14	0	0-0	1-14	1	0	0	1-1	0	0	0	7	10
Sep 08	at The Citadel	28	14	42	2.0-2	0.0-0	0	0-0	1-0	6	5	1	4-4	0	0	0	0	28
Sep 15	at UT Martin	29	44	73	2.0-5	0.0-0	1	1-0	0-0	1	0	0	3-3	0	0	0	7	24
Sep 22	SAMFORD	43	4	47	5.0-6	0.0-0	1	1-5	0-0	5	8	0	2-2	0	0	0	7	20
Sep 29	at ETSU	36	42	78	12.0-54	5.0-35	2	3-10	0-0	12	8	0	2-2	0	0	0	10	17
Oct 06	WOFFORD	29	14	43	3.0-13	1.0-10	2	0-0	1-10	1	3	0	3-3	0	0	0	0	21
Oct 13	at Western Carolina	40	34	74	5.0-14	1.0-2	1	1-0	0-0	1	3	0	0-0	0	0	0	0	6
Oct 27	VMI	48	12	60	5.0-29	1.0-16	0	0-0	1-29	3	6	0	3-4	0	0	0	7	27
Nov 03	at Furman	29	34	63	8.0-29	3.0-14	0	0-0	1-33	6	2	0	1-1	0	0	0	3	16
Nov 10	MERCER	58	4	62	11.0-43	2.0-19	2	1-0	0-0	4	5	0	1-1	0	0	0	0	13
Nov 17	at South Carolina	36	4	40	4.0-21	2.0-18	1	1-0	1-26	3	7	2	7-7	0	0	0	7	49
Chattanooga		420	216	636	62.0-238	17.0-128	10	8-15	6-112	43	47	3	27-28	0	0	0	48	231
Chattanooga		451	342	793	57.0-230	30.0-170	16	9-40	11-284	38	41	1	25-27	0	1	1	55	236

Date	Opponent	Punting								Field Goals			Kickoffs					
		no.	yds	avg	long	blkd	tb	fc	50+	i20	md-att	long	blkd	no.	yds	avg	tb	ob
Aug 30	TTU	6	239	39.8	44	0	0	3	0	2	1-1	37	0	3	166	55.3	1	0
Sep 08	at The Citadel	3	101	33.7	37	0	1	2	0	2	0-1	0	0	4	260	65.0	2	0
Sep 15	at UT Martin	2	81	40.5	47	0	0	0	0	1	1-1	36	0	3	145	48.3	1	0
Sep 22	SAMFORD	3	99	33.0	38	0	0	2	0	0	2-2	36	0	5	299	59.8	1	1
Sep 29	at ETSU	8	298	37.2	45	0	0	4	0	4	1-2	33	0	4	260	65.0	3	0
Oct 06	WOFFORD	3	136	45.3	49	0	1	1	0	1	0-2	0	0	4	240	60.0	2	0
Oct 13	at Western Carolina	4	160	40.0	50	0	0	1	1	2	2-2	47	0	4	256	64.0	2	0
Oct 27	VMI	4	165	41.2	48	0	2	0	0	0	0-0	0	0	5	230	46.0	1	0
Nov 03	at Furman	2	86	43.0	51	0	0	1	1	0	3-3	50	0	4	235	58.8	3	0
Nov 10	MERCER	10	333	33.3	52	1	0	4	1	3	0-1	0	0	3	180	60.0	0	0
Nov 17	at South Carolina	2	92	46.0	50	0	0	2	1	2	0-1	0	0	8	520	65.0	8	0
Chattanooga		47	1790	38.1	52	1	4	20	4	17	10-16	50	0	47	2791	59.4	24	1
Chattanooga		49	1823	37.2	54	1	0	16	5	11	13-21	42	1	50	2777	55.5	6	1

## TEAM GAME HIGHS

Rushes	38	vs VMI (Oct 27, 2018)
	38	vs Mercer (Nov 10, 2018)
Yards Rushing	153	at UT Martin (Sep 15, 2018)
Yards Per Rush	4.6	vs TTU (Aug 30, 2018)
TD Rushes	3	vs VMI (Oct 27, 2018)
Pass attempts	56	at ETSU (Sep 29, 2018)
Pass completions	32	at ETSU (Sep 29, 2018)
Yards Passing	347	at The Citadel (Sep 08, 2018)
Yards Per Pass	12.4	at The Citadel (Sep 08, 2018)
TD Passes	2	vs TTU (Aug 30, 2018)
	2	at The Citadel (Sep 08, 2018)
	2	at UT Martin (Sep 15, 2018)
	2	vs Samford (Sep 22, 2018)
	2	at Western Carolina (Oct 13, 2018)
	2	vs VMI (Oct 27, 2018)
Total Plays	83	at ETSU (Sep 29, 2018)
Total Offense	455	vs TTU (Aug 30, 2018)
Yards Per Play	8.2	at The Citadel (Sep 08, 2018)
Points	34	vs TTU (Aug 30, 2018)
	34	at UT Martin (Sep 15, 2018)
	34	vs VMI (Oct 27, 2018)
Sacks By	7	vs VMI (Oct 27, 2018)
First Downs	24	at ETSU (Sep 29, 2018)
Penalties	10	vs TTU (Aug 30, 2018)
Penalty Yards	103	vs Mercer (Nov 10, 2018)
Turnovers	3	at ETSU (Sep 29, 2018)
Interceptions By	3	vs Samford (Sep 22, 2018)
Punts	7	vs TTU (Aug 30, 2018)
	7	at ETSU (Sep 29, 2018)
	7	vs Mercer (Nov 10, 2018)
Punting Avg	44.5	at UT Martin (Sep 15, 2018)
Long Punt	54	vs Wofford (Oct 06, 2018)
Punts inside 20	3	vs Wofford (Oct 06, 2018)
Long Punt Return	10	at Furman (Nov 03, 2018)

## OPPONENT GAME HIGHS

Rushes	70	at The Citadel (Sep 08, 2018)
Yards Rushing	442	vs Wofford (Oct 06, 2018)
Yards Per Rush	6.8	vs Wofford (Oct 06, 2018)
TD Rushes	3	at The Citadel (Sep 08, 2018)
	3	vs Wofford (Oct 06, 2018)
	3	at South Carolina (Nov 17, 2018)
Pass attempts	64	vs Samford (Sep 22, 2018)
Pass completions	44	vs Samford (Sep 22, 2018)
Yards Passing	384	vs Samford (Sep 22, 2018)
Yards Per Pass	10.1	at South Carolina (Nov 17, 2018)
TD Passes	4	at South Carolina (Nov 17, 2018)
Total Plays	89	vs Samford (Sep 22, 2018)
Total Offense	602	at South Carolina (Nov 17, 2018)
Yards Per Play	7.7	at South Carolina (Nov 17, 2018)
Points	49	at South Carolina (Nov 17, 2018)
Sacks By	5	at ETSU (Sep 29, 2018)
First Downs	33	at South Carolina (Nov 17, 2018)
Penalties	9	vs Samford (Sep 22, 2018)
	9	vs Mercer (Nov 10, 2018)
Penalty Yards	93	at UT Martin (Sep 15, 2018)
Turnovers	4	vs Samford (Sep 22, 2018)
Interceptions By	1	vs TTU (Aug 30, 2018)
	1	at The Citadel (Sep 08, 2018)
	1	vs Wofford (Oct 06, 2018)
	1	vs VMI (Oct 27, 2018)
	1	at Furman (Nov 03, 2018)
	1	at South Carolina (Nov 17, 2018)
Punts	10	vs Mercer (Nov 10, 2018)
Punting Avg	46.0	at South Carolina (Nov 17, 2018)
Long Punt	52	vs Mercer (Nov 10, 2018)
Punts inside 20	4	at ETSU (Sep 29, 2018)
Long Punt Return	37	at Western Carolina (Oct 13, 2018)

## INDIVIDUAL GAME HIGHS

Rushes	29	Tyrell Price at Western Carolina (Oct 13, 2018)
Yards Rushing	135	Tyrell Price at Western Carolina (Oct 13, 2018)
TD Rushes	2	Tyrell Price at The Citadel (Sep 08, 2018)
	2	Tyrell Price at UT Martin (Sep 15, 2018)
	2	Tyrell Price vs VMI (Oct 27, 2018)
Long Rush	63	Alex Trotter vs Mercer (Nov 10, 2018)
Pass attempts	56	Nick Tiano at ETSU (Sep 29, 2018)
Pass completions	32	Nick Tiano at ETSU (Sep 29, 2018)
Yards Passing	347	Nick Tiano at The Citadel (Sep 08, 2018)
TD Passes	2	Nick Tiano vs TTU (Aug 30, 2018)
	2	Nick Tiano at The Citadel (Sep 08, 2018)
	2	Nick Tiano at UT Martin (Sep 15, 2018)
	2	Nick Tiano vs Samford (Sep 22, 2018)
	2	Nick Tiano at Western Carolina (Oct 13, 2018)
	2	Nick Tiano vs VMI (Oct 27, 2018)
	2	Nick Tiano vs TTU (Aug 30, 2018)
Long Pass	89	Nick Tiano vs TTU (Aug 30, 2018)
Receptions	13	Wil Young at ETSU (Sep 29, 2018)
Yards Receiving	268	Bryce Nunnally at The Citadel (Sep 08, 2018)
TD Receptions	2	Bryce Nunnally at The Citadel (Sep 08, 2018)
	2	Wil Young at UT Martin (Sep 15, 2018)
	2	Joseph Parker at Western Carolina (Oct 13, 2018)
	2	Bryce Nunnally vs TTU (Aug 30, 2018)
Long Reception	89	Bryce Nunnally vs TTU (Aug 30, 2018)
Field Goals	3	Victor Ulmo vs Mercer (Nov 10, 2018)
Long Field Goal	42	Victor Ulmo vs Wofford (Oct 06, 2018)
Punts	7	Colin Brewer vs TTU (Aug 30, 2018)
	7	Colin Brewer vs Mercer (Nov 10, 2018)
Punting Avg	44.5	Colin Brewer at UT Martin (Sep 15, 2018)
Long Punt	54	Colin Brewer vs Wofford (Oct 06, 2018)
Punts inside 20	3	Colin Brewer vs Wofford (Oct 06, 2018)
Long Punt Return	10	Joseph Parker at Furman (Nov 03, 2018)
Long Kickoff Return	29	Joseph Parker vs Mercer (Nov 10, 2018)
Tackles	17	Michael Bean vs Wofford (Oct 06, 2018)
Sacks	3.0	Isaiah Mack vs VMI (Oct 27, 2018)
Tackles For Loss	4.0	Isaiah Mack vs VMI (Oct 27, 2018)
Interceptions	1	Kareem Orr vs TTU (Aug 30, 2018)
	1	Jerrell Lawson vs TTU (Aug 30, 2018)
	1	Brandon Dowdell at UT Martin (Sep 15, 2018)
	1	Kareem Orr at UT Martin (Sep 15, 2018)
	1	D.J. Jackson vs Samford (Sep 22, 2018)
	1	Kareem Orr vs Samford (Sep 22, 2018)
	1	Marshall Cooper vs Samford (Sep 22, 2018)
	1	Brandon Dowdell at ETSU (Sep 29, 2018)
	1	Kareem Orr at Western Carolina (Oct 13, 2018)
	1	Brandon Dowdell vs VMI (Oct 27, 2018)
	1	Derek Mahaffey vs Mercer (Nov 10, 2018)

## OPPONENT INDIVIDUAL GAME HIGHS

Rushes	22	Tyran Devezin, vs Mercer (Nov 10, 2018)
Yards Rushing	155	Joe Newman, vs Wofford (Oct 06, 2018)
TD Rushes	2	Jordan Black, at The Citadel (Sep 08, 2018)
	2	Joe Newman, vs Wofford (Oct 06, 2018)
Long Rush	66	Joe Newman, vs Wofford (Oct 06, 2018)
Pass attempts	62	Devlin Hodges, vs Samford (Sep 22, 2018)
Pass completions	44	Devlin Hodges, vs Samford (Sep 22, 2018)
Yards Passing	384	Devlin Hodges, vs Samford (Sep 22, 2018)
TD Passes	4	Jake Bentley, at South Carolina (Nov 17, 2018)
Long Pass	61	Jake Bentley, at South Carolina (Nov 17, 2018)
Receptions	12	Kelvin McKnight, vs Samford (Sep 22, 2018)
Yards Receiving	141	WILLIAMS, Terry, at UT Martin (Sep 15, 2018)
TD Receptions	2	A.J. Turner, at South Carolina (Nov 17, 2018)
Long Reception	61	Deebo Samuel, at South Carolina (Nov 17, 2018)
Field Goals	3	Grayson Atkins, at Furman (Nov 03, 2018)
Long Field Goal	50	Grayson Atkins, at Furman (Nov 03, 2018)
Punts	9	Matt Shiel, vs Mercer (Nov 10, 2018)
Punting Avg	46.0	Joseph Charlton, at South Carolina (Nov 17, 2018)
Long Punt	52	Matt Shiel, vs Mercer (Nov 10, 2018)
Punts inside 20	4	Marion Watson, at ETSU (Sep 29, 2018)
Long Punt Return	37	Daquan Patten, at Western Carolina (Oct 13, 2018)
Long Kickoff Return	91	Stephen Houzah, vs Mercer (Nov 10, 2018)
Tackles	13	Elijah McKoy, at Furman (Nov 03, 2018)
Sacks	2.5	Nasir Player, at ETSU (Sep 29, 2018)
	2.5	Adrian Hope, at Furman (Nov 03, 2018)
Tackles For Loss	3.0	Isaiah Buehler, vs Mercer (Nov 10, 2018)
Interceptions	1	POPLAR, Josh, vs TTU (Aug 30, 2018)
	1	Aron Spann III, at The Citadel (Sep 08, 2018)
	1	George Gbese, vs Wofford (Oct 06, 2018)
	1	Tyren Cloyd, vs VMI (Oct 27, 2018)
	1	Aaquil Annoor, at Furman (Nov 03, 2018)
	1	Israel Mukuamu, at South Carolina (Nov 17, 2018)

## CHATTANOOGA DEFENSIVE STATS

#	Defensive Leaders	gp	ua	a	tot	tfl/yds	no-yds	int-yds	brup	qbh	rcv-yds	ff	kick	saf
40	Marshall Cooper	11	46	52	98	3.0-16	2.5-12	1-41	5	5	1-0	2	.	.
8D	Isaiah Mack	11	39	39	78	11.0-66	8.5-62	.	2	10	1-28	2	.	.
5D	Derek Mahaffey	10	34	28	62	4.0-11	1.5-8	1-59	3	3	.	.	.	.
27	Jerrell Lawson	11	41	12	53	4.5-16	2.5-9	1-26	2	.	1-0	1	.	1
35	Michael Bean	8	25	27	52	0.5-1	.	.	1	1	.	.	.	.
44	Khayyan Edwards	11	15	31	46	5.0-14	2.0-9	.	2	7	.	2	.	.
2	Kareem Orr	11	34	11	45	1.5-4	.	4-67	6	.	1-0	.	.	.
1	Brandon Dowdell	10	24	16	40	3.0-6	0.5-1	3-67	6	1	.	1	.	.
42	Hawk Schrider	11	19	18	37	6.0-18	3.5-15	.	.	3	1-0	1	.	.
21	D.J. Jackson	11	27	10	37	2.0-7	1.0-6	1-24	3	1	2-12	1	.	.
4	Tavon Lawson	6	24	11	35	1.5-5	.	.	.	.	.	.	.	.
90	D. Maxwell	9	18	14	32	6.5-36	5.5-34	.	.	1	.	.	.	.
6	C.J. Fritz	11	20	11	31	1.0-1	.	.	2	.	.	.	.	.
14	Jordan Jones	8	17	6	23	3.5-19	2.0-13	.	2	.	.	2	.	.
50	Ian Hayes	11	9	7	16	2.0-7	0.5-1	.	.	4	.	1	.	.
15	CaMiron Smith	11	11	5	16	.	.	.	2	.	.	1	.	.
3	Rashun Freeman	9	8	7	15	0.5-1	.	.	2	.	1-0	.	.	.
29	Andrew Brown	5	6	7	13	1.5-2	.	.	.	1	.	.	.	.
92	Telvin Jones	4	5	7	12	.	.	.	.	.	.	1	.	.
22	Jabril Malone	4	2	5	7	.	.	.	.	.	.	.	.	.
46	Ty Boeck	10	4	3	7	.	.	.	.	.	.	.	.	.
58	Tyler Cross	7	1	5	6	.	.	.	.	1	.	.	.	.
28	Adrian King	11	5	1	6	.	.	.	3	.	.	1	.	.
16	Cameron Turner	9	4	.	4	.	.	.	.	.	.	.	.	.
48	C.J. Winston	10	2	2	4	.	.	.	.	.	.	.	.	.
19	Bryce Nunnally	11	2	1	3	.	.	.	.	.	.	.	.	.
96	Tristan Mann	9	1	2	3	.	.	.	.	.	.	.	.	.
61	Gabe Boring	11	.	2	2	.	.	.	.	.	.	.	.	.
36	Andrew Hill	9	2	.	2	.	.	.	.	.	.	.	.	.
39	Blake Lea	1	1	.	1	.	.	.	.	.	.	.	.	.
37	Nyvin Nelson	7	.	1	1	.	.	.	.	.	.	.	.	.
56	Malcolm White	11	1	.	1	.	.	.	.	.	.	.	.	.
69	Cole Strange	11	1	.	1	.	.	.	.	.	.	.	.	.
10	D. McQuarters	8	1	.	1	.	.	.	.	.	.	.	.	.
41	Colin Brewer	11	.	1	1	.	.	.	.	.	.	.	.	.
13	Joseph Parker	11	1	.	1	.	.	.	.	.	.	.	.	.
TM	TEAM	6	1	.	1	.	.	.	.	.	.	.	.	.
80	D. Williams	1	.	.	.	.	.	.	.	.	1-0	.	.	.
80	Cody Swabek	9	.	.	.	.	.	.	.	.	.	.	1	.
Total		11	451	342	793	57-230	30-170	11-284	41	38	9-40	16	1	1
Opponents		11	420	216	636	62-238	17-128	6-112	47	43	8-15	10	3	.

## REDZONE STATS

Date	Opponent	Score	Times		Total	Rush			Pass	FGs	Failed to score inside RZ				
			In RZ	Scored		TDs	TDs	TDs			Made	FGA	Down	Int	Fumb
Aug 30, 2018	TTU	W 34-10	2	2	6	0	0	0	2	0	0	0	0	0	0
Sep 08, 2018	at The Citadel	W 29-28	5	3	22	3	2	1	0	1	0	1	0	0	0
Sep 15, 2018	at UT Martin	W 34-24	5	5	27	3	1	2	2	0	0	0	0	0	0
Sep 22, 2018	SAMFORD	W 27-20	4	4	20	2	1	1	2	0	0	0	0	0	0
Sep 29, 2018	at ETSU	L 14-17	2	2	14	2	1	1	0	0	0	0	0	0	0
Oct 06, 2018	WOFFORD	L 10-21	1	1	7	1	0	1	0	0	0	0	0	0	0
Oct 13, 2018	at Western Carolina	W 26-6	2	2	14	2	1	1	0	0	0	0	0	0	0
Oct 27, 2018	VMI	W 34-27	5	4	27	4	3	1	0	1	0	0	0	0	0
Nov 03, 2018	at Furman	L 10-16	3	2	10	1	0	1	1	0	1	0	0	0	0
Nov 10, 2018	MERCER	L 9-13	5	3	9	0	0	0	3	1	1	0	0	0	0
Nov 17, 2018	at South Carolina	L 9-49	2	2	9	1	0	1	1	0	0	0	0	0	0
Totals			36	30	165	19	9	10	11	3	2	1	0	0	0
			30 of 36 (83.3%)												

### Opponents Inside Chattanooga Red-Zone

Date	Opponent	Score	Times		Total	Rush			Pass	FGs	Failed to score inside RZ				
			In RZ	Scored		TDs	TDs	TDs			Made	FGA	Down	Int	Fumb
Aug 30, 2018	TTU	W 34-10	2	1	3	0	0	0	1	0	1	0	0	0	0
Sep 08, 2018	at The Citadel	W 29-28	3	2	14	2	2	0	0	1	0	0	0	0	0
Sep 15, 2018	at UT Martin	W 34-24	5	3	17	2	1	1	1	0	1	1	0	0	0
Sep 22, 2018	SAMFORD	W 27-20	6	4	20	2	1	1	2	0	0	0	1	1	0
Sep 29, 2018	at ETSU	L 14-17	3	2	10	1	1	0	1	1	0	0	0	0	0
Oct 06, 2018	WOFFORD	L 10-21	3	2	14	2	2	0	0	1	0	0	0	0	0
Oct 13, 2018	at Western Carolina	W 26-6	4	2	6	0	0	0	2	0	1	0	1	0	0
Oct 27, 2018	VMI	W 34-27	3	3	20	3	1	2	0	0	0	0	0	0	0
Nov 03, 2018	at Furman	L 10-16	1	1	3	0	0	0	1	0	0	0	0	0	0
Nov 10, 2018	MERCER	L 9-13	2	1	7	1	0	1	0	1	0	0	0	0	0
Nov 17, 2018	at South Carolina	L 9-49	7	5	35	5	3	2	0	0	1	0	0	1	0
Totals			39	26	149	18	11	7	8	4	4	1	2	2	0
			26 of 39 (66.7%)												

# SCORING DRIVES

Game	Qtr	Spot	Time	Obtained	Score	P-Yds	TOP	Game	Qtr	Spot	Time	Obtained	Score	P-Yds	TOP
Tennessee Tech - 8/30/18	1st	T27	08:38	Interception	FG	4-7	1:21	<b>Longest Drives in Arth era - 10+ of Plays</b>							
Tennessee Tech - 8/30/18	1st	U22	04:08	Punt	FG	7-75	2:22	<b>VMI - 10/27/18</b>	2nd	U25	14:55	Kickoff	TD	17-75	8:34
Tennessee Tech - 8/30/18	2nd	U09	11:14	Kickoff	TD	7-91	4:31	at VMI - 9/23/17	3rd	V24	15:00	Kickoff	TD	17-76	9:50
Tennessee Tech - 8/30/18	3rd	T00	13:14	Interception	TD	0-0	0:00	<b>VMI - 10/27/18</b>	3rd	U28	12:23	Punt	TD	14-72	8:10
Tennessee Tech - 8/30/18	3rd	U41	11:16	Punt	TD	2-59	0:41	at ETSU - 9/29/18	3rd	C28	01:57	Punt	TD	14-72	5:57
Tennessee Tech - 8/30/18	3rd	U25	08:44	Kickoff	TD	4-75	2:08	at ETSU - 9/29/18	4th	C27	09:42	Punt	TD	14-73	5:15
at The Citadel - 9/8/18	1st	V20	09:08	Punt	TD	3-80	0:59	at Wofford - 11/4/17	1st	U25	15:00	Kickoff	FG	14-72	8:15
at The Citadel - 9/8/18	1st	V23	05:03	Fumble	TD	6-77	3:20	at Wofford - 11/4/17	1st	U35	00:24	Possession	FG	14-54	9:28
at The Citadel - 9/8/18	2nd	V43	05:42	Kickoff	TD	6-57	3:11	<b>Samford - 9/22/18</b>	1st	U01	05:40	Fumble	TD	13-99	5:50
at The Citadel - 9/8/18	OT	H25	15:00	Possession	TD	3-25	0:00	<b>Wofford - 10/6/18</b>	1st	U25	15:00	Kickoff	TD	13-75	6:57
at UT Martin - 9/15/18	1st	C34	13:36	Punt	FG	9-52	5:06	vs. JSU - 8/26/17	1st	V21	03:57	Kickoff	FG	13-65	5:41
at UT Martin - 9/15/18	1st	U17	07:15	Interception	TD	5-17	3:03	at Mercer - 10/14/17	1st	V13	05:57	Punt	FG	13-61	6:03
at UT Martin - 9/15/18	1st	U41	01:38	Downs	FG	11-33	4:38	<b>Mercer - 11/10/18</b>	3rd	U41	04:05	Punt	FG	12-48	6:15
at UT Martin - 9/15/18	1st	U41	01:38	Downs	FG	11-33	4:38	at Furman - 11/3/18	3rd	F45	14:55	Fumble	FG	12-39	6:19
at UT Martin - 9/15/18	2nd	C30	08:11	Interception	TD	11-70	6:29	at Western Carolina - 10/13/18	3rd	C41	07:20	Punt	TD	12-59	7:05
at UT Martin - 9/15/18	3rd	C30	07:28	Downs	TD	6-70	2:02	Western Carolina - 9/30/17	3rd	U26	03:36	Kickoff	TD	12-74	6:37
at UT Martin - 9/15/18	4th	C25	09:46	Kickoff	TD	7-75	4:16	<b>at South Carolina - 11/17/18</b>	1st	C25	04:16	Kickoff	FG	11-56	4:21
Samford - 9/22/18	1st	U21	15:00	Kickoff	TD	6-79	2:43	at UT Martin - 9/15/18	2nd	C30	08:11	Interception	TD	11-70	6:29
Samford - 9/22/18	1st	U40	11:08	Punt	FG	5-54	2:19	at UT Martin - 9/15/18	1st	U41	01:38	Downs	FG	11-33	4:38
Samford - 9/22/18	1st	U01	05:40	Fumble	TD	13-99	5:50	Furman - 10/7/17	4th	U23	15:00	Missed FG	TD	10-77	3:32
Samford - 9/22/18	3rd	U02	08:42	Kickoff	TD	7-98	3:00	<b>Longest Drives in Arth era - 90+ Yards</b>							
Samford - 9/22/18	3rd	U29	03:47	Punt	FG	12-58	4:06	<b>Samford - 9/22/18</b>	1st	U01	05:40	Fumble	TD	13-99	5:50
at ETSU - 9/29/18	3rd	C28	01:57	Punt	TD	14-72	5:57	Tennessee Tech - 8/30/18	2nd	U09	11:14	Kickoff	TD	7-91	4:31
at ETSU - 9/29/18	4th	C27	09:42	Punt	TD	14-73	5:15	UT Martin - 9/16/17	3rd	C09	05:41	Punt	TD	6-91	2:36
Wofford - 10/6/18	1st	U25	15:00	Kickoff	TD	13-75	6:57	<b>at South Carolina - 11/17/18</b>	4th	C10	09:13	Downs	TD	9-90	4:21
Wofford - 10/6/18	1st	U22	03:54	Kickoff	FG	7-53	3:11	<b>Longest Drives in Arth era - 6:00+ Time of Possession</b>							
at Western Carolina - 10/13/18	1st	C25	10:59	Kickoff	TD	8-75	4:28	at VMI - 9/23/17	3rd	V24	15:00	Kickoff	TD	17-76	9:50
at Western Carolina - 10/13/18	1st	C01	00:32	Punt	FG	8-77	4:03	at Wofford - 11/4/17	1st	U35	00:24	Possession	FG	14-54	9:28
at Western Carolina - 10/13/18	2nd	W04	10:47	Interception	TD	3-4	1:20	<b>VMI - 10/27/18</b>	2nd	U25	14:55	Kickoff	TD	17-75	8:34
at Western Carolina - 10/13/18	3rd	C41	07:20	Punt	TD	12-59	7:05	at Wofford - 11/4/17	1st	U25	15:00	Kickoff	FG	14-72	8:15
VMI - 10/27/18	1st	U30	06:33	Kickoff	TD	3-70	1:23	<b>VMI - 10/27/18</b>	3rd	U28	12:23	Punt	TD	14-72	8:10
VMI - 10/27/18	2nd	U25	14:55	Kickoff	TD	17-75	8:34	at Western Carolina - 10/13/18	3rd	C41	07:20	Punt	TD	12-59	7:05
VMI - 10/27/18	2nd	U19	03:54	Punt	TD	7-81	2:39	<b>Wofford - 10/6/18</b>	1st	U25	15:00	Kickoff	TD	13-75	6:57
VMI - 10/27/18	3rd	U28	12:23	Punt	TD	14-72	8:10	Western Carolina - 9/30/17	3rd	U26	03:36	Kickoff	TD	12-74	6:37
VMI - 10/27/18	4th	U20	12:18	Punt	TD	11-80	6:21	<b>at UT Martin - 9/15/18</b>	2nd	C30	08:11	Interception	TD	11-70	6:29
at Furman - 11/3/18	3rd	F45	14:55	Fumble	FG	12-39	6:19	at Furman - 11/3/18	3rd	F45	14:55	Fumble	FG	12-39	6:19
at Furman - 11/3/18	4th	F18	02:29	Fumble	TD	4-18	0:40	<b>Mercer - 11/10/18</b>	3rd	U41	04:05	Punt	FG	12-48	6:15
Mercer - 11/10/18	3rd	M20	13:09	Punt	FG	4-0	1:32	at Mercer - 10/14/17	1st	V13	05:57	Punt	FG	13-61	6:03
Mercer - 11/10/18	3rd	U41	04:05	Punt	FG	12-48	6:15	<b>Longest Drives Since 2009 - Number of Plays</b>							
Mercer - 11/10/18	4th	U20	07:22	Missed FG	FG	9-78	4:53	at Wofford 11/10/12	4th	V28	10:46	Punt	TD	18-72	8:28
at South Carolina - 11/17/18	1st	C25	04:16	Kickoff	FG	11-56	4:21	VMI - 10/27/18	2nd	U25	14:55	Kickoff	TD	17-75	8:34
at South Carolina - 11/17/18	4th	C10	09:13	Downs	TD	9-90	4:21	at VMI - 9/23/17	3rd	V24	15:00	Kickoff	TD	17-76	9:50
								at Furman - 10/13/12	1st	V35	13:12	Punt	FG	17-54	8:33
								at Samford - 11/5/11	2nd	V20	09:45	Kickoff	FG	17-68	7:19
								Samford - 11/13/10	3rd	H29	00:56	Punt	TD	17-71	9:34
								Georgia Southern - 10/16/10	3rd	H20	15:00	Kickoff	TD	17-80	9:02
								<b>Longest Drives Since 2009 - Yards</b>							
								<b>Samford - 9/22/18</b>	1st	U01	05:40	Fumble	TD	13-99	5:50
								at Western Carolina - 11/3/12	4th	V02	10:38	Punt	TD	13-98	6:57
								Fordham - 11/28/15	1st	U03	10:41	Punt	TD	9-97	4:08
								CMU - 8/28/14	1st	V06	00:23	Punt	TD	13-94	5:48
								Furman - 10/10/15	4th	U06	09:03	Interception	TD	12-94	7:47
								Presbyterian - 9/10/16	1st	U07	04:04	Punt	TD	4-93	1:45
								Eastern Kentucky - 9/18/10	3rd	H09	12:05	Punt	TD	9-91	3:16
								at JSU - 12/5/15	1st	V09	04:22	Punt	TD	8-91	3:47
								UT Martin - 9/16/17	3rd	C09	05:41	Punt	TD	6-91	2:36
								Samford - 9/24/16	1st	U09	08:20	Punt	TD	5-91	2:28
								at WCU - 10/29/16	1st	C09	10:41	Punt	TD	5-91	2:14
								Fordham - 11/28/15	2nd	U10	04:17	Punt	TD	13-90	4:07
								<b>Longest Drives Since 2009 - Time of Possession</b>							
								at VMI - 9/23/17	3rd	V24	15:00	Kickoff	TD	17-76	9:50
								at The Citadel - 10/9/10	4th	V12	11:32	Punt	TD	16-88	9:35
								Samford - 11/13/10	3rd	H29	00:56	Punt	TD	17-71	9:34
								WCU - 10/31/15	3rd	U15	00:27	Kickoff	FG	15-73	9:27

## STARTING LINEUPS

OFFENSE	LT	LG	C	RG	RT	TE	QB	RB	WR	WR	WR
Tennessee Tech	White	Strange	Ramsey	Barnes	Moon	Webster	Tiano	Price	Nunnelly	Parker	Morton
at The Citadel	White	Strange	Ramsey	Barnes	Moon	Webster	Tiano	Price	Nunnelly	Parker	Young
at UT Martin	White	Strange	Ramsey	Barnes	Moon	Webster	Tiano	Price	Nunnelly	Giberti (TE)	Finney (FB)
Samford	White	Strange	Ramsey	Barnes	Moon	Webster	Tiano	Price	Nunnelly	Parker	Young
at ETSU	White	Strange	Ramsey	Barnes	Moon	Webster	Tiano	Price	Nunnelly	Finney (FB)	Young
Wofford	White	Strange	Ramsey	Barnes	Moon	Webster	Tiano	Price	Nunnelly	Parker	Young
at Western Carolina	White	Strange	Ramsey	Barnes	Moon	Webster	Tiano	Price	Nunnelly	Parker	Young
VMI	White	Strange	Ramsey	Barnes	Moon	Webster	Tiano	Price	Nunnelly	Parker	Young
at Furman	White	Strange	Ramsey	Barnes	Moon	Webster	Tiano	Price	Nunnelly	Upshaw (TE)	Young
Mercer	White	Strange	Ramsey	Schultheiss	Moon	Webster	Tiano	Price	Nunnelly	Trotter (RB)	Young
at South Carolina	White	Strange	Ramsey	Schultheiss	Moon	Webster	Tiano	Price	Nunnelly	Parker	Young

DEFENSE	End	Nose	End	Sam	Mike	Will	Jack	C	SS	FS	C
Tennessee Tech	Mack	Mahaffey	Maxwell	Schrider	T. Lawson	Cooper	Edwards	Orr	J. Lawson	Dowdell	Fritz
at The Citadel	Mack	Mahaffey	Maxwell	Bean	T. Lawson	Cooper	Brown (N)	Orr	J. Lawson	Dowdell	Fritz
at UT Martin	Mack	Mahaffey	Edwards	Bean	J. Lawson	Cooper	Schrider	Orr	Jackson	Dowdell	Fritz
Samford	Mack	Mahaffey	Edwards	Schrider	J. Lawson	Cooper	J. Jones (DB)	Orr	Jackson	Dowdell	Fritz
at ETSU	Mack	Mahaffey	Edwards	Bean	J. Lawson	Cooper	Schrider	Orr	Jackson	Dowdell	Fritz
Wofford	Mack	Mahaffey	Edwards	Bean	J. Lawson	Cooper	Brown (N)	Orr	Jackson	Dowdell	Fritz
at Western Carolina	Mack	Mahaffey	Edwards	Schrider	J. Lawson	Cooper	Jackson	Orr	Freeman	Dowdell	Fritz
VMI	Mack	Mahaffey	Edwards	Schrider	T. Lawson	Cooper	J. Lawson	Orr	Jackson	Dowdell	Fritz
at Furman	Mack	Maxwell	Edwards	Bean	T. Lawson	Cooper	J. Lawson	Orr	Jackson	Smith	Fritz
Mercer	Mack	Mahaffey	Maxwell	Bean	T. Lawson	Cooper	J. Lawson	Orr	Jackson	Jones	Fritz
at South Carolina	Mack	Mahaffey	Maxwell	Bean	T. Lawson	Cooper	J. Lawson	Orr	Jackson	Jones	Fritz

### LONGEST PLAYS

#### RUSHES - 20+ Yards

63 yards by Alex Trotter vs. Mercer, 11/10  
 40 yards (TD) by Tyrell Price vs. TTU, 8/30  
 40 yards (TD) by Tyrell Price at UT Martin, 9/15  
 29 yards by Tyrell Price at WCU, 10/13  
 33 yards by Nick Tiano vs. Samford, 9/22  
 25 yards by Nick Tiano at Furman, 11/4  
 24 yards by Nick Tiano vs. TTU, 8/30  
 20 yards by Tyrell Price at USC, 11/17

#### RECEPTIONS - 30+ Yards

89 yards (TD) by Bryce Nunnelly vs. TTU, 8/30  
 76 yards (TD) by Bryce Nunnelly at The Citadel, 9/8  
 64 yards (TD) by Bryce Nunnelly vs. VMI, 10/27  
 63 yards (TD) by Wil Young vs. TTU, 8/30  
 58 yards by Bryce Nunnelly at The Citadel, 9/8  
 57 yards by Bryce Nunnelly at USC, 11/17  
 55 yards (TD) by Bryce Nunnelly vs. Samford, 9/22  
 50 yards by Bryce Nunnelly vs. Mercer, 11/10  
 46 yards by Joseph Parker vs. Samford, 9/22  
 45 yards by Bryce Nunnelly at The Citadel, 9/8  
 42 yards by Bryce Nunnelly at UT Martin, 9/15  
 42 yards by Bryce Nunnelly vs. TTU, 8/30  
 33 yards by Wil Young vs. USC, 11/17  
 31 yards by Joseph Parker at ETSU, 9/29  
 30 yards by Tyrell Price vs. TTU, 8/30

#### RETURNS

50 yards (INT) by Brandon Dowdell vs. VMI, 10/27  
 41 yards (INT) by Marshall Cooper vs. Samford, 9/22  
 29 yards (INT) by Kareem Orr at UT Martin, 9/15  
 28 yards (INT) by Kareem Orr at WCU, 10/13  
 26 yards (INT-TD) by Jerrell Lawson vs. TTU, 8/30  
 24 yards (INT) by D.J. Jackson vs. Samford, 9/22

### TURNOVER MARGIN

Game	Margin	Int.	Fum Rec	Total
TTU	+2	2/1	1/0	3/1
at The Citadel	+1	0/1	2/0	2/1
at UT Martin	+1	2/0	0/1	2/1
Samford	+3	3/0	1/1	4/1
at ETSU	-2	1/0	0/3	1/3
Wofford	--	0/1	1/0	1/1
at WCU	+2	1/0	2/1	3/1
VMI	--	1/1	0/0	1/1
at Furman	+1	0/1	2/0	2/1
Mercer	--	1/0	0/1	1/1
at USC	-2	0/1	0/1	0/2
<b>Total</b>	<b>+6</b>	<b>11/6</b>	<b>9/8</b>	<b>20/14</b>

### SUPERLATIVES

#### 100-Yard Rushers

118 yards by Tyrell Price at UT Martin, 9/15  
 135 yards by Tyrell Price at WCU, 10/13

#### 300-Yard Passers

347 yards by Nick Tiano at The Citadel, 9/8  
 318 yards by Nick Tiano vs. TTU, 8/30

#### 100-Yard Receivers

268 yards by Bryce Nunnelly at The Citadel, 9/8  
 161 yards by Bryce Nunnelly vs. TTU, 8/30  
 141 yards by Bryce Nunnelly at USC, 11/17  
 130 yards by Bryce Nunnelly vs. VMI, 10/27  
 117 yards by Bryce Nunnelly at UT Martin, 9/15  
 108 yards by Wil Young at ETSU, 9/29  
 108 yards by Bryce Nunnelly vs. Samford, 9/15

# BOX SCORES

## Game 1

### Chattanooga 34, Tennessee Tech 10 Aug. 30 • Finley Stadium

	1	2	3	4	Score
Tennessee Tech	0	7	3	0	10
Chattanooga	6	7	21	0	34

**Scoring Summary:**

1st 07:17 UTC - Ulmo 37 yd field goal, 4-7 1:21, TTU 0 - UTC 3  
01:46 UTC - Ulmo 20 yd field goal, 7-7 2:22, TTU 0 - UTC 6  
2nd 11:19 TTU - POPLAR 14 yd INT return (MADONIA kick), TTU 7 - UTC 6  
06:43 UTC - Nunnely 89 yd pass from Tiano (Ulmo kick), 7-91 4:31, TTU 7 - UTC 13  
3rd 13:14 UTC - Lawson 26 yd INT return (Ulmo kick), TTU 7 - UTC 20  
10:35 UTC - Price 40 yd run (Ulmo kick), 2-59 0:41, TTU 7 - UTC 27  
08:44 TTU - MADONIA 37 yd field goal, 6-55 1:51, TTU 10 - UTC 27  
06:36 UTC - Young 63 yd pass from Tiano (Ulmo kick), 4-75 2:08, TTU 10 - UTC 34

	TTU	UTC
FIRST DOWNS	15	15
RUSHES-YARDS (NET)	40-151	30-137
PASSING YDS (NET)	177	318
Passes Att-Comp-Int.	32-12-2	32-21-1
TOTAL OFFENSE PLAYS-YARDS	72-328	62-455
Fumble Returns-Yards	0-0	0-0
Punt Returns-Yards	3-4	2-4
Kickoff Returns-Yards	3-48	1-13
Interception Returns-Yards	1-14	2-26
Punts (Number-Avg)	6-39.8	7-38.0
Fumbles-Lost	1-1	1-0
Penalties-Yards	5-30	10-69
Possession Time	26:49	33:11
Third-Down Conversions	6 of 17	8 of 17
Fourth-Down Conversions	1 of 3	0 of 0
Red-Zone Scores-Chances	1-2	2-2
Sacks By: Number-Yards	2-14	2-14

**RUSHING:** TTU-FISHER 11-78; SULLIVAN 13-38; GOLDSMITH 9-31; CUNNINGHAM 2-3; WARD 1-1; GIST 3-0; TEAM 1-0. Chattanooga-Price 20-98; Tiano 6-33; Trotter 3-4; McQuarters 1-2.

**PASSING:** TTU-FISHER 10-26-2-117; WARD 2-6-0-60. Chattanooga-Tiano 21-32-1-318.

**RECEIVING:** TTU-GOLDSMITH 3-63; EDWARDS 1-44; HUNER 1-19; SINGLETARY 1-16; McCLURG 1-11; GIST 1-6; SULLIVAN 1-5; ZIERKE 1-5; COLEMAN 1-4; HOLLAND 1-4. Chattanooga-Nunnely 7-161; Parker 6-28; Price 5-56; Young 2-73; Giberti 1-0.

Attendance: 9020

## Game 4

### Chattanooga 27, No. 17 Samford 20 Sept. 22 • Finley Stadium

	1	2	3	4	Score
Samford	0	10	3	7	20
Chattanooga	10	7	7	3	27

**Scoring Summary:**

1st 12:17 UTC - Nunnely 55 yd pass from Tiano (Ulmo kick), 6-79 2:43, SAM 0 - UTC 7  
08:49 UTC - Ulmo 23 yd field goal, 5-54 2:19, SAM 0 - UTC 10  
2nd 14:50 UTC - Price 18 yd pass from Tiano (Ulmo kick), 13-99 5:50, SAM 0 - UTC 17  
07:51 SAM - Ware 1 yd run (Fineran kick), 8-56 3:18, SAM 7 - UTC 17  
00:55 SAM - Fineran 22 yd field goal, 12-48 5:07, SAM 10 - UTC 17  
3rd 08:42 SAM - Fineran 36 yd field goal, 8-34 3:01, SAM 13 - UTC 17  
05:42 UTC - Tiano 5 yd run (Ulmo kick), 7-98 3:00, SAM 13 - UTC 24  
4th 14:41 UTC - Ulmo 30 yd field goal, 12-58 4:06, SAM 13 - UTC 27  
06:43 SAM - Shelling 17 yd pass from Hodges (Fineran kick), 8-75 2:45, SAM 20 - UTC 27

	SAM	UTC
FIRST DOWNS	32	18
RUSHES-YARDS (NET)	25-89	28-86
PASSING YDS (NET)	384	297
Passes Att-Comp-Int.	64-44-3	35-16-0
TOTAL OFFENSE PLAYS-YARDS	89-473	63-383
Fumble Returns-Yards	1-5	0-0
Punt Returns-Yards	2-11	0-0
Kickoff Returns-Yards	4-77	1-21
Interception Returns-Yards	0-0	3-75
Punts (Number-Avg)	3-33.0	4-31.5
Fumbles-Lost	3-1	1-1
Penalties-Yards	9-74	9-91
Possession Time	32:38	27:22
Third-Down Conversions	6 of 15	5 of 14
Fourth-Down Conversions	3 of 4	1 of 2
Red-Zone Scores-Chances	4-6	4-4
Sacks By: Number-Yards	0-0	1-3

**RUSHING:** Samford-Ware 15-66; Hodges 5-12; Sims 4-10; Washington 1-1. Chattanooga-Price 23-45; Tiano 4-39; Trotter 1-2.

**PASSING:** Samford-Hodges 44-62-3-384; TEAM 0-2-0-0. Chattanooga-Tiano 16-35-0-297.

**RECEIVING:** Samford-McKnight 12-128; Ware 8-46; Harris 6-57; Washington 5-22; Shelling 3-41; Sims 3-17; El-Amin 2-35; Miller 2-14; Marion 1-12; Williams 1-6; Creamer 1-6. Chattanooga-Price 6-80; Nunnely 5-108; Morton 3-49; Parker 1-46; Young 1-14.

Attendance: 10469

## Game 2

### Chattanooga 29, The Citadel 28 (OT) Sept. 8 • Charleston, S.C.

	1	2	3	4	OT	Score
Chattanooga	14	7	0	0	8	29
The Citadel	0	14	7	0	7	28

**Scoring Summary:**

1st 08:09 UTC - Nunnely 76 yd pass from Tiano (Ulmo kick), 3-80 0:59, UTC 7 - CIT 0  
01:43 UTC - Price 16 yd run (Ulmo kick), 6-77 3:20, UTC 14 - CIT 0  
2nd 05:50 CIT - Black 3 yd run (Godek kick), 12-66 5:36, UTC 14 - CIT 7  
02:31 UTC - Nunnely 20 yd pass from Tiano (Ulmo kick), 6-87 3:11, UTC 21 - CIT 7  
00:46 CIT - Drakeford 25 yd pass from Black (Godek kick), 6-81 1:39, UTC 21 - CIT 14  
3rd 06:40 CIT - Ward 1 yd run (Godek kick), 17-78 8:13, UTC 21 - CIT 21  
OT 15:00 CIT - Black 5 yd run (Godek kick), 5-0 0:00, UTC 21 - CIT 28  
15:00 UTC - Price 4 yd run (Giberti pass from Nunnely), 3-25 0:00, UTC 29 - CIT 28

	UTC	Citadel
FIRST DOWNS	18	27
RUSHES-YARDS (NET)	27-105	70-290
PASSING YDS (NET)	347	90
Passes Att-Comp-Int.	28-16-1	10-6-0
TOTAL OFFENSE PLAYS-YARDS	55-452	80-380
Fumble Returns-Yards	0-0	0-0
Punt Returns-Yards	0-0	2-32
Kickoff Returns-Yards	2-38	4-91
Interception Returns-Yards	0-0	1-0
Punts (Number-Avg)	2-14.5	3-33.7
Fumbles-Lost	0-0	2-2
Penalties-Yards	8-47	7-78
Possession Time	22:53	37:07
Third-Down Conversions	4 of 11	10 of 18
Fourth-Down Conversions	0 of 1	3 of 4
Red-Zone Scores-Chances	3-5	2-3
Sacks By: Number-Yards	1-8	0-0

**RUSHING:** Chattanooga-Price 17-71; Tiano 7-40; TEAM 3-minus 6. The Citadel-Harris 15-70; Drakeford 9-62; Black 14-47; Ward 19-45; Smith 5-34; Johnson 6-28; Sessions 2-4.

**PASSING:** Chattanooga-Tiano 16-28-1-347. The Citadel-Black 6-10-0-90.

**RECEIVING:** Chattanooga-Nunnely 10-268; Parker 5-72; Young 1-7. The Citadel-Drakeford 2-45; Johnson 1-24; Ward 1-9; Nixon 1-7; Sessions 1-5.

Attendance: 8076

## Game 5

### ETSU 17, No. 20/24 Chattanooga 14 Sept. 29 • Johnson City, Tenn.

	1	2	3	4	Score
Chattanooga	0	0	0	14	14
ETSU	14	3	0	0	17

**Scoring Summary:**

1st 09:33 ETSU - Holmes 54 yd pass from Herink (Jerman kick), 3-65 1:24, UTC 0 - ETSU 7  
06:43 ETSU - Holmes 4 yd run (Jerman kick), 2-10 0:41, UTC 0 - ETSU 14  
2nd 03:58 ETSU - Jerman 33 yd field goal, 11-41 4:38, UTC 0 - ETSU 17  
4th 11:00 UTC - Nunnely 3 yd pass from Tiano (Ulmo kick), 14-72 5:57, UTC 7 - ETSU 17  
04:27 UTC - Price 3 yd run (Ulmo kick), 14-73 5:15, UTC 14 - ETSU 17

	UTC	ETSU
FIRST DOWNS	24	12
RUSHES-YARDS (NET)	27-49	32-94
PASSING YDS (NET)	272	171
Passes Att-Comp-Int.	56-32-0	26-11-1
TOTAL OFFENSE PLAYS-YARDS	83-321	58-265
Fumble Returns-Yards	0-0	1-10
Punt Returns-Yards	1-3	1-4
Kickoff Returns-Yards	1-15	1-18
Interception Returns-Yards	1-11	0-0
Punts (Number-Avg)	7-34.3	8-37.2
Fumbles-Lost	4-3	0-0
Penalties-Yards	5-30	4-40
Possession Time	33:42	26:18
Third-Down Conversions	9 of 20	3 of 14
Fourth-Down Conversions	2 of 2	0 of 0
Red-Zone Scores-Chances	2-2	2-3
Sacks By: Number-Yards	4-13	5-35

**RUSHING:** Chattanooga-Price 14-33; Tiano 11-28; Trotter 1-minus 2; Tucker 1-minus 10. ETSU-Saylor 7-51; Holmes 17-38; Herink 7-10; TEAM 1-minus 5.

**PASSING:** Chattanooga-Tiano 32-56-0-272. ETSU-Herink 11-25-1-171; Marchi 0-1-0-0.

**RECEIVING:** Chattanooga-Young 13-108; Parker 8-84; Nunnely 8-67; Price 2-minus 1; McQuarters 1-14. ETSU-Holmes 4-61; Kelley 2-55; Saylor 2-18; Coffey 2-10; Wick 1-27.

Attendance: 9277

## Game 3

### Chattanooga 34, UT Martin 24 Sept. 15 • Martin, Tenn.

	1	2	3	4	Score
Chattanooga	10	10	7	7	34
UT Martin	0	7	0	17	24

**Scoring Summary:**

1st 08:30 UTC - Ulmo 31 yd field goal, 9-52 5:06, UTC 3 - UTM 0  
04:12 UTC - Young 11 yd pass from Tiano (Ulmo kick), 5-17 3:03, UTC 10 - UTM 0  
2nd 12:00 UTC - Ulmo 25 yd field goal, 11-33 4:38, UTC 13 - UTM 0  
01:42 UTC - Young 14 yd pass from Tiano (Ulmo kick), 11-70 6:29, UTC 20 - UTM 0  
00:00 UTM - WINN 3 yd run (COURTRIGHT kick), 9-93 1:42, UTC 20 - UTM 7  
3rd 05:26 UTC - Price 1 yd run (Ulmo kick), 6-70 2:02, UTC 27 - UTM 7  
4th 14:16 UTM - MOORE 4 yd pass from WINN (COURTRIGHT kick), 5-30 2:54, UTC 27 - UTM 14  
09:46 UTM - COURTRIGHT 36 yd field goal, 9-65 2:20, UTC 27 - UTM 17  
05:30 UTC - Price 40 yd run (Ulmo kick), 7-75 4:16, UTC 34 - UTM 17  
01:53 UTM - DOWELL 24 yd pass from WINN (COURTRIGHT kick), 10-91 3:37, UTC 34 - UTM 24

	UTC	UTM
FIRST DOWNS	18	23
RUSHES-YARDS (NET)	35-153	37-173
PASSING YDS (NET)	208	300
Passes Att-Comp-Int.	24-20-0	43-27-2
TOTAL OFFENSE PLAYS-YARDS	59-361	80-473
Fumble Returns-Yards	0-0	0-0
Punt Returns-Yards	0-0	1-9
Kickoff Returns-Yards	0-0	3-31
Interception Returns-Yards	2-35	0-0
Punts (Number-Avg)	2-44.5	2-40.5
Fumbles-Lost	1-1	1-0
Penalties-Yards	6-70	8-93
Possession Time	31:16	28:44
Third-Down Conversions	7 of 13	6 of 16
Fourth-Down Conversions	1 of 1	3 of 6
Red-Zone Scores-Chances	5-5	3-5
Sacks By: Number-Yards	5-22	0-0

**RUSHING:** Chattanooga-Price 22-118; Trotter 6-23; Tiano 6-13; TEAM 1-minus 1. UT Martin-GALLOWAY 11-62; WILLIAMS 3-48; WINN 13-30; BOWE 5-19; LOGAN 4-10; ABRAMS 1-4.

**PASSING:** Chattanooga-Tiano 20-24-0-208. UT Martin-WINN 27-43-2-300.

**RECEIVING:** Chattanooga-Nunnely 8-117; Young 4-41; Price 4-24; Parker 2-12; Giberti 1-13; Morton 1-1. UT Martin-WILLIAMS 10-141; HOWARD 4-48; MOORE 4-19; GALLOWAY 3-45; PHILLIPS JR 2-12; KEY 2-3; DOWELL 1-24; ABRAMS 1-8.

Attendance: 4414

## Game 6

### No. 6 Wofford 21 - Chattanooga 10 Oct. 6 • Finley Stadium

	1	2	3	4	Score
No. 6 Wofford	7	7	0	7	21
Chattanooga	10	0	0	0	10

**Scoring Summary:**

1st 08:03 UTC - Nunnely 11 yd pass from Tiano (Ulmo kick), 13-75 6:57, WOF 0 - UTC 7  
03:59 WOF - Newman 12 yd run (Carter kick), 8-72 3:57, WOF 7 - UTC 7  
00:43 UTC - Ulmo 42 yd field goal, 7-53 3:11, WOF 7 - UTC 10  
2nd 10:54 WOF - McAfee 4 yd run (Carter kick), 10-80 4:40, WOF 14 - UTC 10  
4th 12:01 WOF - Newman 66 yd run (Carter kick), 1-66 0:12, WOF 21 - UTC 10

	WOF	UTC
FIRST DOWNS	25	17
RUSHES-YARDS (NET)	65-442	16-21
PASSING YDS (NET)	69	176
Passes Att-Comp-Int.	9-8-0	33-21-1
TOTAL OFFENSE PLAYS-YARDS	74-511	49-197
Fumble Returns-Yards	0-0	1-12
Punt Returns-Yards	1-2	1-4
Kickoff Returns-Yards	2-36	1-16
Interception Returns-Yards	1-10	0-0
Punts (Number-Avg)	3-45.3	5-43.0
Fumbles-Lost	2-1	2-0
Penalties-Yards	7-86	2-10
Possession Time	37:08	22:52
Third-Down Conversions	8 of 14	1 of 8
Fourth-Down Conversions	0 of 0	0 of 1
Red-Zone Scores-Chances	2-3	1-1
Sacks By: Number-Yards	1-10	0-0

**RUSHING:** Wofford-Joe Newman 16-155; Andre Stoddard 19-111; Blake Morgan 9-50; Lennox McAfee 9-43; Miller Mosley 4-32; TJ Luther 1-29; Nathan Walker 6-24; TEAM 1-minus 2. Chattanooga-Tyrell Price 10-23; Alex Trotter 1-2; Nick Tiano 5-minus 4.

**PASSING:** Wofford-Joe Newman 8-9-0-69. Chattanooga-Nick Tiano 21-33-1-176.

**RECEIVING:** Wofford-Jason Hill 4-42; Blake Morgan 2-16; Nick Karas 1-10; Lennox McAfee 1-1. Chattanooga-Bryce Nunnely 8-47; Wil Young 6-66; Joseph Parker 4-43; Tyrell Price 3-20.

Attendance: 8010

# BOX SCORES

## Game 7 Chattanooga 26, Western Carolina 6 Oct. 13 • Cullowhee, N.C.

	1	2	3	4	Score
Chattanooga	9	10	7	0	26
Western Carolina	0	3	0	3	6

### Scoring Summary:

1st 10:59 UTC - J. Lawson safety, , UTC 2 - WCU 0  
06:31 UTC - Parker 28 yd pass from Tiano (Ulmo kick), 8-75 4:28, UTC 9 - WCU 0  
2nd 11:29 UTC - Ulmo 39 yd field goal, 8-77 4:03, UTC 12 - WCU 0  
09:27 UTC - Parker 3 yd pass from Tiano (Ulmo kick), 3-4 1:20, UTC 19 - WCU 0  
00:43 WCU - Horton 47 yd field goal, 6-5 2:47, UTC 19 - WCU 3  
3rd 00:15 UTC - Price 3 yd run (Ulmo kick), 12-59 7:05, UTC 26 - WCU 3  
4th 11:50 WCU - Horton 39 yd field goal, 8-50 3:25, UTC 26 - WCU 6

	UTC	WCU
FIRST DOWNS	19	11
RUSHES-YARDS (NET)	37-138	35-82
PASSING YDS (NET)	210	156
Passes Att-Comp-Int.	29-23-0	19-9-1
TOTAL OFFENSE PLAYS-YARDS	66-348	54-238
Fumble Returns-Yards	1-28	0-0
Punt Returns-Yards	0-0	1-37
Kickoff Returns-Yards	1-8	1-13
Interception Returns-Yards	1-28	0-0
Punts (Number-Avg)	5-39.8	4-40.0
Fumbles-Lost	1-1	2-2
Penalties-Yards	3-39	5-51
Possession Time	37:46	22:14
Third-Down Conversions	4 of 11	3 of 13
Fourth-Down Conversions	1 of 1	0 of 1
Red-Zone Scores-Chances	2-2	2-4
Sacks By: Number-Yards	4-24	1-2

**RUSHING:** Chattanooga-Price 29-135; Tiano 5-10; Tucker 1-minus 2; TEAM 2-minus 5. Western Carolina-Young 15-72; Spencer 4-13; Jones 6-12; Mullen 1-3; Holloway 1-0; Adams 8-minus 18.

**PASSING:** Chattanooga-Tiano 23-29-0-210. Western Carolina-Adams 6-13-1-88; Jones 3-5-0-68; Mathis 0-1-0-0.

**RECEIVING:** Chattanooga-Nunnally 7-55; Price 6-38; Young 5-45; Parker 3-48; Webster 2-24. Western Carolina-Mullen 4-65; Young 3-38; Mathis 2-53.

Attendance: 7362

## Game 10 Mercer 13 - Chattanooga 9 Nov. 10 • Finley Stadium

	1	2	3	4	Score
Mercer	0	0	0	13	13
Chattanooga	0	0	3	6	9

### Scoring Summary:

3rd 11:37 UTC - Ulmo 38 yd field goal, 4-0 1:32, MER 0 - UTC 3  
4th 12:50 UTC - Ulmo 28 yd field goal, 12-48 6:15, MER 0 - UTC 6  
12:32 MER - Ellington 19 yd pass from Frost (Fisher kick), 1-19 0:05, MER 7 - UTC 6  
02:29 UTC - Ulmo 19 yd field goal, 9-78 4:53, MER 7 - UTC 9  
02:29 MER - Devezin 1 yd run (Frost pass failed), 3-1 0:00, MER 13 - UTC 9

	MERCER	UTC
FIRST DOWNS	23	22
FIRST DOWNS	7	15
RUSHES-YARDS (NET)	32-71	38-120
PASSING YDS (NET)	78	189
Passes Att-Comp-Int.	22-7-1	33-21-0
TOTAL OFFENSE PLAYS-YARDS	54-149	71-309
Fumble Returns-Yards	0-0	0-0
Punt Returns-Yards	1-29	4-11
Kickoff Returns-Yards	3-177	3-57
Interception Returns-Yards	0-0	1-59
Punts (Number-Avg)	10-33.3	7-37.1
Fumbles-Lost	1-0	2-1
Penalties-Yards	9-88	9-103
Possession Time	24:12	35:48
Third-Down Conversions	2 of 14	4 of 17
Fourth-Down Conversions	0 of 0	0 of 2
Red-Zone Scores-Chances	1-2	3-5
Sacks By: Number-Yards	2-19	2-16

**RUSHING:** Mercer-Devezin 22-73; Mitchell 3-9; Team 1-0; Houzah 1-minus 1; Frost 5-minus 10. Chattanooga-Trotter 11-96; Price 17-48; Nunnally 1-minus 7; Tiano 9-minus 17.

**PASSING:** Mercer-Frost 7-22-1-78. Chattanooga-Tiano 21-33-0-189.

**RECEIVING:** Mercer-Devezin 2-37; Invin 2-12; Houzah 2-10; Ellington 1-19. Chattanooga-Young 7-72; Nunnally 6-91; Price 3-4; Morton 2-14; Trotter 2-2; Parker 1-6.

Attendance: 8061

## Game 8 Chattanooga 34 - VMI 27 Oct. 27 • Finley Stadium

	1	2	3	4	Score
VMI	14	7	0	6	27
Chattanooga	7	14	6	7	34

### Scoring Summary:

1st 07:40 VMI - Myers 1 yd run (Clemons kick), 13-70 4:43, VMI 7 - UTC 0  
06:38 VMI - Cloyd 29 yd int return (Clemons kick), , VMI 14 - UTC 0  
05:10 UTC - Nunnally 64 yd pass from Tiano (Ulmo kick), 3-70 1:23, VMI 14 - UTC 7  
06:21 UTC - Price 1 yd run (Ulmo kick), 17-75 8:34, VMI 21 - UTC 14  
01:15 UTC - Young 17 yd pass from Tiano (Ulmo kick), 7-81 2:39, VMI 21 - UTC 21  
3rd 04:13 UTC - Price 5 yd run (Ulmo kick failed), 14-72 8:10, VMI 21 - UTC 27  
4th 05:57 VMI - Trotter 19 yd run (Ulmo kick), 11-80 6:21, VMI 21 - UTC 34  
01:06 VMI - Humphrey 2 yd pass from Udinski (Clemons kick failed), 13-91 2:35, VMI 27 - UTC 34

	VMI	UTC
FIRST DOWNS	23	22
RUSHES-YARDS (NET)	24-116	38-109
PASSING YDS (NET)	332	285
Passes Att-Comp-Int.	52-29-1	35-21-1
TOTAL OFFENSE PLAYS-YARDS	76-316	73-394
Fumble Returns-Yards	0-0	0-0
Punt Returns-Yards	2-35	2-8
Kickoff Returns-Yards	4-79	3-40
Interception Returns-Yards	1-29	1-50
Punts (Number-Avg)	4-41.2	2-41.0
Fumbles-Lost	3-0	0-0
Penalties-Yards	4-19	9-86
Possession Time	24:35	35:25
Third-Down Conversions	8 of 16	8 of 14
Fourth-Down Conversions	1 of 3	2 of 3
Red-Zone Scores-Chances	3-3	4-5
Sacks By: Number-Yards	1-16	7-44

**RUSHING:** VMI-Myers 11-29; Bridy 3-3; Udinski 10-minus 48. Chattanooga-Price 19-52; Tiano 12-40; Trotter 4-21; TEAM 3-minus 4.

**PASSING:** VMI-Udinski 29-52-1-332. Chattanooga-Tiano 21-35-1-285.

**RECEIVING:** VMI-Thomton 9-116; Herres 7-118; Humphrey 6-43; Myers 2-34; Bridy 2-10; Martin 2-8; Rider 1-3. Chattanooga-Nunnally 7-130; Young 4-54; Price 4-36; Parker 3-43; Morton 1-9; Upshaw 1-8; Webster 1-5.  
Attendance: 8201

## Game 11 South Carolina 49, Chattanooga 9 Nov. 17 • Columbia, S.C.

	1	2	3	4	Score
Chattanooga	0	3	0	6	9
South Carolina	14	14	7	14	49

### Scoring Summary:

1st 09:53 SC - Turner 16 yd pass from Bentley (White kick), 10-75 3:44, UTC 0 - SC 7  
04:16 SC - Turner 6 yd pass from Bentley (White kick), 11-61 4:00, UTC 0 - SC 14  
2nd 14:55 UTC - Ulmo 36 yd field goal, 11-56 4:21, UTC 3 - SC 14  
13:44 SC - Turner 11 yd run (White kick), 4-68 1:11, UTC 3 - SC 21  
00:34 SC - Denson 1 yd run (White kick), 8-70 1:36, UTC 3 - SC 28  
3rd 13:32 SC - Smith 53 yd pass from Bentley (White kick), 5-70 1:28, UTC 3 - SC 35  
4th 14:48 SC - Samuel 61 yd pass from Bentley (White kick), 3-74 0:36, UTC 3 - SC 42  
10:51 SC - Fenwick 2 yd run (Woznick kick), 9-75 3:22, UTC 3 - SC 49  
04:52 UTC - Tiano 2 yd pass from Nunnally (Burks kick blocked), 9-90 4:21, UTC 9 - SC 49

	UTC	SC
FIRST DOWNS	18	15
FIRST DOWNS	17	33
RUSHES-YARDS (NET)	24-78	42-238
PASSING YDS (NET)	256	364
Passes Att-Comp-Int.	37-18-1	36-29-0
TOTAL OFFENSE PLAYS-YARDS	61-334	78-602
Fumble Returns-Yards	0-0	0-0
Punt Returns-Yards	0-0	3-15
Kickoff Returns-Yards	0-0	2-7
Interception Returns-Yards	0-0	1-26
Punts (Number-Avg)	5-39.0	2-46.0
Fumbles-Lost	2-1	0-0
Penalties-Yards	6-49	6-48
Possession Time	28:37	31:23
Third-Down Conversions	3 of 12	5 of 10
Fourth-Down Conversions	0 of 0	1 of 2
Red-Zone Scores-Chances	2-2	5-7
Sacks By: Number-Yards	2-15	2-18

**RUSHING:** Chattanooga-Price 9-41; Trotter 5-20; Tiano 10-17. South Carolina-Fenwick 17-112; Turner 8-65; Denson 7-28; Joyner 3-24; Ulrich 1-14; Vann 1-5; Samuel 1-2; Bentley 4-minus 12.

**PASSING:** Chattanooga-Tiano 17-36-1-254; Nunnally 1-1-0-2. South Carolina-Bentley 25-29-0-339; Scarnecchia 2-4-0-15; Joyner 1-2-0-1; Ulrich 1-1-0-9.

**RECEIVING:** Chattanooga-Nunnally 5-141; Price 4-22; Parker 3-20; Trotter 2-20; Morton 2-18; Young 1-33; Tiano 1-2. South Carolina-Samuel 5-112; Edwards 4-69; Smith 4-68; Vann 4-15; Turner 3-34; Dawkins 3-24; Pollard 2-19; Register 1-9; Denson 1-8; Crosby 1-5; Hinson 1-1.  
Attendance: 72832

## Game 9 Furman 16, Chattanooga 10 Nov. 3 • Greenville, S.C.

	1	2	3	4	Score
Chattanooga	0	0	3	7	10
Western Carolina	7	6	0	3	16

### Scoring Summary:

1st 01:23 FUR - Wynn 50 yd run (Atkins kick), 6-72 2:48, UTC 0 - FUR 7  
2nd 03:04 FUR - Atkins 50 yd field goal, 13-52 7:30, UTC 0 - FUR 10  
00:00 FUR - Atkins 48 yd field goal, 7-14 1:18, UTC 0 - FUR 13  
3rd 08:36 UTC - Ulmo 23 yd field goal, 12-39 6:19, UTC 3 - FUR 13  
4th 13:30 FUR - Atkins 28 yd field goal, 20-64 10:06, UTC 3 - FUR 16  
01:49 UTC - Morton 5 yd pass from Tiano (Ulmo kick), 4-18 0:40, UTC 10 - FUR 16

	UTC	FUR
FIRST DOWNS	18	15
RUSHES-YARDS (NET)	23-86	49-183
PASSING YDS (NET)	154	96
Passes Att-Comp-Int.	37-25-1	15-9-0
TOTAL OFFENSE PLAYS-YARDS	60-240	64-279
Fumble Returns-Yards	0-0	0-0
Punt Returns-Yards	1-10	1-2
Kickoff Returns-Yards	0-0	1-14
Interception Returns-Yards	0-0	1-33
Punts (Number-Avg)	3-40.7	2-43.0
Fumbles-Lost	0-0	3-2
Penalties-Yards	3-20	6-75
Possession Time	26:35	33:25
Third-Down Conversions	5 of 12	7 of 17
Fourth-Down Conversions	0 of 3	3 of 4
Red-Zone Scores-Chances	2-3	1-1
Sacks By: Number-Yards	2-11	3-14

**RUSHING:** Chattanooga-Tiano 10-40; Price 10-33; Trotter 3-13. Furman-Wynn 13-96; Watkins 6-39; Gibson 8-23; Maples 7-22; Abrams 2-5; Gordon 1-3; Roberts 9-3; Team 3-minus 8.

**PASSING:** Chattanooga-Tiano 25-37-1-154. Furman-Roberts 9-15-0-96.

**RECEIVING:** Chattanooga-Nunnally 8-52; Price 5-minus 1; Parker 4-35; Morton 4-33; Young 2-22; Trotter 1-9; McQuarters 1-4. Furman-Miller 2-22; Burnette 2-19; Wynn 1-23; Walker 1-11; Morehead 1-8; Gibson 1-7; Gordon 1-6.

Stadium: Paladin Stadium Attendance: 4332