



2016 WEBER STATE FOOTBALL

#WEAREWEBER

WeberStateSports.com • @weberstatefb

HEAD COACHES

Jay Hill

Record at Weber State 15-19 (3rd season)
Big Sky record 13-11

Russ Huesman

Record at Idaho State..... 58-36 (8th season)
Overall record..... same

WEBER STATE COACHING STAFF

Associate Head Coach / OL Brent Myers
Offensive Coordinator / QB Fesi Sitake
Defensive Coordinator / DE..... Jason Kaufusi
Defensive Ends Kite Afeaki
Wide Receivers Kelly Bills
Cornerbacks Terrell Cloud
Running backs..... Quinton Ganther
Secondary Preston Hadley
Linebackers Lance Hunsaker
Special Teams Coordinator / TE..... Colton Swan
Director of Football Operations..... Grant Duff

GENERAL INFORMATION

Location Ogden, Utah
Founded 1889 (Four-year 1962)
Enrollment 25,955
Nickname..... Wildcats
School colors Purple and White
Affiliation NCAA Division I (FCS)
Conference Big Sky
Stadium Stewart Stadium (17,500)
Playing Surface Field Turf
President Dr. Charles A. Wight
Athletic Director Jerry Bovee
Associate A.D./SWA Amy Crosbie
Website..... WeberStateSports.com

ATHLETIC COMMUNICATIONS

Director of Athletic Comm. (FB contact) Paul Grua
Office phone (801) 626-7414
Cell phone (801) 452-3811
Email..... pgrua@weber.edu
Press Box (801) 626-6588



#23/25
WEBER STATE
WILDCATS

(7-4)

2016 FCS PLAYOFFS

FIRST ROUND

Sat. Nov. 26, 2016 • 2 p.m. ET (12 MT)
Chattanooga, TN • Finley Stadium

TV: ESPN3
Online: WatchESPN and ESPN app
Radio: KLO 1430 AM
Live audio: WeberStateSports.com
Live stats: WeberStateStats.com
Series: first meeting



#9/11
CHATTANOOGA
MOCS

(8-3)

THE GAME



- The Weber State football team will take on the University of Tennessee at Chattanooga in the first round of the 2016 NCAA FCS Playoffs Saturday in Chattanooga.

- Saturday's game will kickoff at 2 p.m. EST (12 MST) from Finley Stadium in Chattanooga. The game will be broadcast on ESPN3 with Jim Barber and Watson Brown on the call. ESPN3 is available online as well as on the Watch ESPN and ESPN app.

- It will also be broadcast on 1430 KLO radio and kloradio.com with Tony Parks and former WSU head coach and Athletic Director Jerry Graybeal on the call.

- Live stats will be at WeberStateSports.com.

FIRST AND 10

- The Wildcats finished the regular season 7-4 and 6-2 in Big Sky play, finishing third overall in the conference standings.

- Weber State is ranked 23rd in the country in this week's FCS coaches poll and 25th in the STATS poll, their first time being nationally ranked since 2010.

- Chattanooga is ranked ninth and 11th in the nation in this week's polls and finished the regular season 8-3 overall and 6-2 in Southern Conference action.

- Head coach Jay Hill is in his third season as head coach at Weber State.

- Chattanooga is coached by Russ Huesman who is in his eight season at UTC.

- This is Weber State's fifth appearance in the FCS Playoffs and the first since 2009.

- 13 Wildcats earned Big Sky All-Conference honors with Tre'von Johnson and Andrew Vollert named to the all-conference first team.

- This will be the first-ever meeting between Weber State and Chattanooga.

#23/25 WEBER STATE WILDCATS (7-4, 6-2 BIG SKY)

Date	Opponent	Score/Time
Sept. 1	at Utah State	L 6-45
Sept. 10	at South Dakota	L 49-52 (2ot)
Sept. 17	Sacramento State	W 14-7
Sept. 24	*at UC Davis	W 38-35
Oct. 8	*Portland State	W 14-10
Oct. 15	*Montana State	W 45-27
Oct. 22	*at Southern Utah	W 37-36
Oct. 29	*at #17 North Dakota	L 19-27
Nov. 5	*Northern Arizona	L 20-33
Nov. 12	*#16 Cal Poly	W 22-15
Nov. 19	*at Idaho State	2:30 p.m.
Nov. 26	at #11 Chattanooga	12 p.m.

All times are Mountain
*Big Sky Conference game

#9/11 CHATTANOOGA MOCS (8-3, 6-2 SOUTHERN)

Date	Opponent	Score/Time
Sept. 1	Shorter	W 66-0
Sept. 10	Presbyterian	W 34-0
Sept. 17	*at Furman	W 21-14
Sept. 24	*Samford	W 41-21
Oct. 1	*at ETSU	W 37-7
Oct. 8	*Mercer	W 52-31
Oct. 15	*at #8 The Citadel	L 14-22
Oct. 22	*VMI	W 30-13
Oct. 29	*at Western Carolina	W 38-25
Nov. 12	*Wofford	L 28-36
Nov. 19	*at #1 Alabama	L 3-31
Nov. 26	*#25 Weber State	12 p.m.

All times are Mountain
*Southern Conference game

TEAM INFORMATION

2015 record	6-5
2015 Big Sky record/finish.....	5-3 / t4th
Lettermen Returning	44
Starters Returning (O/D/SP)	17 (9 / 8 / 0)

TEAM HISTORY

First year.....	1962
All-time record.....	281-313-3 (.472)
All-time Big Sky record.....	169-198-2 (.461)
Big Sky Titles	3 / '65,'68,'08
FCS Playoff Appearances	5 / '87,'91,'08,'09, '16

WEBER STATE FOOTBALL HISTORY

Weber State began playing Division I football in 1962 and one year later, became a charter member of the Big Sky Conference. WSU has captured three Big Sky titles and advanced to the FCS Playoffs four times in school history. Weber State's list of legendary head coaches includes Sark Arslanian, Mike Price, Dave Arslanian and Ron McBride.

The 'Cats have had 51 players earn All-American honors and have had 37 players drafted in the NFL. Former WSU quarterback Jamie Martin won the 1991 Walter Payton Trophy and then had a long career in the NFL. Several other Wildcats have also played in the NFL, including Paul McQuistan who won a Super Bowl ring in 2015 with the Seattle Seahawks.

BROADCAST INFORMATION

Every Weber State football and men's basketball game will air live on KLO radio 1430 AM. Each game will also be streamed at kloradio.com and WeberstateSports.com.



Steve Klauke enters his second season as voice of the Wildcats and will call all football and men's basketball game for the Wildcats. Klauke is a two-time Utah Sportscaster of the Year and is also the voice of the Salt Lake Bees, which he has done for the last 22 years.

Former Weber State All-American **David Hale** will join Klauke to provide color commentary on all games. Hale was a two-time All-American offensive lineman with the Wildcats and was drafted in the fourth round of the 2008 NFL Draft by the Baltimore Ravens.

FOLLOW THE WILDCATS

WeberStateSports.com
Facebook - Weber State Athletics
Twitter - @weberstate
Twitter - @weberstatefb
Instagram - wsuathletics
YouTube - Weber State Sports



WILDCATS FINISH 2016 SEASON 7-4 AND THIRD IN BIG SKY CONFERENCE

Weber State wrapped up its best season in nine years as the Wildcats beat Idaho State 34-28 Saturday in Pocatello in the final regular season game of the year. The win gave the Wildcats a 7-4 overall record, their most wins in a season since 2009.

WSU also finished 6-2 in Big Sky play and finished third in the conference standings, their highest finish also since 2009.

The Wildcats posted back-to-back winning seasons for the first time since 2009 and 2010.

WILDCATS NATIONALLY RANKED

Weber State is ranked 23rd in the nation in this week's FCS Coaches poll and 25th in the latest STATS FCS poll released Sunday. It marks the first time since the 2010 preseason that Weber State has been ranked in the nation poll.

WEBER STATE SELECTED TO THE FCS PLAYOFFS

After finishing 7-4 and third in the Big Sky, Weber State was selected with an at-large berth to the 2016 NCAA FCS Playoffs. Weber State is one of four teams from the Big Sky selected. The Wildcats will travel to Chattanooga, Tennessee, to take on the University of Tennessee at Chattanooga Saturday at 2 p.m. Eastern time.

The winner of that game will play at No. 5 seed Sam Houston State Dec. 3.

WEBER STATE FCS PLAYOFF HISTORY

This will be the fifth time ever for Weber State in the FCS Playoffs and the first since 2009. Weber State is 2-2 all-time in first round playoff games.

The Wildcats were first selected to the Playoffs in 1987 under head coach Mike Price and defeated conference-foe Idaho in the first round before falling to Marshall in the second round.

In 1991, head coach Dave Arslanian and Walter Payton Trophy Award winner Jamie Martin, led the Wildcats to the Playoffs where they lost at Northern Iowa in the first round.

Ron McBride led Weber State to the playoffs in back-to-back years in 2008 and 2009. WSU won the Big Sky regular season title in 2009 and beat Cal Poly 49-35 in the first round before losing at Montana. In 2009, the 'Cats lost at William & Mary in the first round.

13 WILDCATS EARN BIG SKY ALL-CONFERENCE HONORS

Weber State had 13 players earn Big Sky All-Conference honors, the league announced Tuesday.

Senior linebacker Tre'von Johnson and junior tight end Andrew Vollert both earned first team All-Big Sky honors, and Vollert was also named the Big Sky Newcomer of the Year. Senior safety Josh Burton, junior punter Jacob DeMaio, junior cornerback Taron Johnson, senior tackle Calvin Steyn and senior guard Cameron Young all earned second team all-conference honors.

Senior quarterback Jadrian Clark and senior Cory Thomson earned third team All-Big Sky honors, while senior wide receiver Cameron Livingston, junior defensive tackle McKay Murphy, sophomore tackle Iousa Opeta and sophomore linebacker Landon Stice all earned honorable mention All-Big Sky honors.



Andrew Vollert earned first team all-conference honors at tight end after transferring to Weber State in January. He also became just the fourth player in Weber State history to be named Big Sky Newcomer of the Year. This season Vollert, a native of San Mateo, California, has led the Wildcats in receiving yards, receptions and touchdowns with 57 catches for 757 yards and six touchdowns. He ranks ninth in the conference in receiving yards and receptions per game.

Tre'von Johnson, a senior from Salt Lake City, also earned first team All-Big Sky honors. He ranks second on the Wildcats in tackles with season at 8.0 per game and leads the team and is seventh in the conference in tackles for loss with 10.5. He also has a team-best 3.5 sacks on the year. Johnson has played in 45 games in his four-year career at Weber State and is serving as one of the team captains this season.



Josh Burton, a senior from Roseland, Louisiana, earned second team All-Big Sky honors at safety for the first time in his career. Burton is third on the Wildcat squad in tackles at 7.5 per game and had two forced fumbles, two pass breakups, one interception and one fumble recovery this year. He also served as a team captain.

Junior punter Jacob DeMaio also earned second team All-Big Sky honors. DeMaio, a native of Danville, California, transferred to Weber State this year. He currently ranks second in the conference and seventh in the country in punting at 43.8 yards per punt. He has had 56 punts for 2,451 yards and his average of 43.8 is currently the sixth highest in a season in Weber State history. Earlier this year he had a 91-yard punt at Southern Utah, which is the longest punt in WSU history and is the longest punt by any player in the country in any NCAA Division III season.



2016 Big Sky Standings

Team	Conf.	Pct.	Overall	Pct.
E. Washington	8-0	1.00	10-1	.909
North Dakota	8-0	1.00	9-2	.818
WEBER STATE	6-2	.750	7-4	.636
Cal Poly	5-3	.625	7-4	.636
Southern Utah	5-3	.625	6-5	.545
Northern Colorado	4-4	.500	6-5	.545
Northern Arizona	4-4	.500	5-6	.455
Montana	3-5	.375	6-5	.545
Montana State	2-6	.250	3-8	.273
Portland State	2-6	.250	3-8	.273
UC Davis	2-6	.250	3-8	.273
Sacramento State	2-6	.250	2-9	.182
Idaho State	1-7	.125	2-9	.182

STATS FCS TOP 25 poll

Team	Points
1. Sam Houston State (11-0).....	3,676 (111)
2. Jacksonville State (10-1).....	3,531 (15)
3. Eastern Washington (10-1).....	3,468 (14)
4. North Dakota State (10-1).....	3,415 (10)
5. James Madison (10-1).....	3,185 (1)
6. The Citadel (10-1).....	2,990
7. South Dakota State (8-3).....	2,739
8. North Dakota (9-2).....	2,598
9. Villanova (8-3).....	2,270
10. Charleston Southern (7-3).....	2,124
11. Chattanooga (8-3).....	2,093
12. Richmond (8-3).....	2,033
13. Youngstown State (8-3).....	1,938
14. Central Arkansas (9-2).....	1,805
15. Coastal Carolina (9-2).....	1,602
16. Grambling State (9-2).....	1,434
17. North Carolina A&T (9-2).....	1,328
18. Lehigh (9-2).....	1,252
19. Wofford (8-3).....	1,186
20. North Carolina Central (9-2).....	1,147
21. Cal Poly (7-4).....	778
22. New Hampshire (7-4).....	574
23. Samford (7-4).....	497
24. San Diego (9-1).....	300
25. WEBER STATE (7-4).....	280

Wednesday Coaches Call

Each Wednesday all head coaches in the Big Sky will participate in a conference call with the media. **Coach Hill will talk at 10 a.m. each Wednesday.** Contact Paul Grua at Weber State or Jon Oglesby at the Big Sky Conference for conference call information and telephone number.

Taron Johnson earned second team all-conference honors as a cornerback this season after earning Honorable Mention honors last year. Johnson started all 11 games for the Wildcats and led the Wildcats and was fifth in the conference in pass breakups with 12, which is tied for the most in a season in Weber State history. The Sacramento, California native has 33 pass breakups in his three-year career at Weber State, the most in WSU history.

Calvin Steyn also earned second team All-Big Sky honors for the first time his career after earning honorable mention honors last year. Steyn started all 11 games for Weber State at offensive tackle this season. The Rancho Santa Margarita, California native was also one of the team captains this season.

Cameron Young earned second team all-conference honors for the second-straight season. The Cove, Texas, native started all 11 games as a guard on the offensive line. Young has started all 46 games of his career for the Wildcats.

Senior quarterback Jadrian Clark earned All-Big Sky honors for the first time in his career as he was named to the all-conference third team. Clark started all 11 games for the Wildcats and had one of the best quarterback seasons in WSU history. Clark, a native of Lakeland, Florida, has totaled 3,088 yards of total offense this season, which is the seventh most in a season in WSU history. He has thrown for 2,823 yards and 22 touchdowns this season and rushed for 265 yards and two more scores. The 2,823 yards is the 10th most in a season in Weber State history and is 14th in the nation this season. He is third in the Big Sky this year in passing and total offense. Clark has played in 32 games in his career at Weber State and currently ranks third all-time in total offense with 6,335 yards and is fifth in career passing with 5,605 yards.

Cory Thomson earned All-Big Sky honors in three different categories. He was named to the all-conference third team as a special teams player and third team as a return specialist. He also earned honorable mention honors at fullback. Thomson, a native of Mission Viejo, California, has played several positions for the Wildcats this season. He currently ranks second in the conference and seventh in the country in kickoff returns, averaging 28.1 yards per return. He has 24 returns for 675 yards, the sixth most return yards in WSU single-season history. Thomson also has 16 carries for 29 yards and two touchdowns and six receptions for 25 yards and one touchdown.

Cameron Livingston earned all-conference honors for the second-time in his career as he earned honorable mention honors. Livingston, a senior wide receiver from Ocala, Florida, had 49 receptions for 485 yards and four touchdowns this season. He started all nine games before suffering a season-ending leg injury on November 5. Livingston finished his four-year career as one of the top receivers in Weber State history. He played in 44 career games and ranks fourth all-time in career receptions with 171 and is sixth in career receiving yards with 2,199 and 11 touchdowns. Livingston is also a team captain for the Wildcats this season.

McKay Murphy also earned All-Big Sky honors for the first time in his career as he was named to the honorable mention team as a defensive tackle. Murphy, a junior from Alpine, Utah, played in all 11 games this season and finished with 35 tackles with 2.5 tackles for loss, one sack and two pass breakups.

After moving from defense to the offensive line prior to the season, sophomore Iosua Opetia earned All-Big Sky honorable mention as an offensive tackle. Opetia, a native of Stansbury Park, Utah, started all 11 games on the offensive line.

Landon Stice also earned honorable mention All-Big Sky honors for the first time his career. Stice, a sophomore linebacker from Stansbury Park, Utah, leads the Wildcats and ranks fifth in the Big Sky in tackles at 8.8 per game. He played in all 11 games at linebacker for Weber State and eight tackles for loss and one forced fumble, as well as an interception returned for a touchdown.

COACHING STAFF


Jay Hill is in his third season at the helm of the Wildcats. He has led WSU to an 15-19 overall record and a 13-11 record in Big Sky play. This year two new coordinators have taken over on offense and defense for the Wildcats. Jason Kaufusi is the new defensive coordinator and Fesi Sitake is the new offensive coordinator.

Associate head coach Brent Myers returns for his third season at Weber State. Also returning are assistant coaches Kite Afeaki (defensive ends), Terrell Cloud (cornerbacks), Quinton Ganther (running backs), Lance Hunsaker (linebackers) and Colton Swan (special teams, tight ends). New assistant coaches this year are Kelly Bills (wide receivers) and Preston Hadley (secondary).

TEAM CAPTAINS

Coach Hill has named six captains for the Wildcats for this season, three on offense and three on defense. The three offensive captains are senior quarterback Jadrian Clark, senior wide receiver Cameron Livingston and senior offensive lineman Calvin Steyn. The defensive captains are senior safety Josh Burton, senior linebacker Tre'von Johnson and junior linebacker Emmett Tela. The six players have combined to play in 205 games in their careers at Weber State.

Head Coach Jay Hill



Hill Profile

Born: March 16, 1976
Alma Mater: Utah '00, 05
Wife: Sara
Children: Ashtyn, Alayna, Jacob, Allie
Record at WSU: 15-19 (.441) / 3rd
Overall record: same
Big Sky record: 13-11 (.542)

Hill by the Numbers

21 BSC All-Conference players
 33 BSC Academic All-Conf. members

Career record

Season	Overall	Big Sky
2014	2-10	2-6 (t11th)
2015	6-5	5-3 (t4th)
2016	7-4	6-2 (3rd)
3 years	15-19 (.441)	13-11 (.542)

Coaching Experience

Weber State

Head Coach, 2014 -- pres.

University of Utah

Special Teams Coordinator - 2005-13

Cornerbacks - 2013

Running backs - 2012

Cornerbacks - 2010-11

Tight Ends - 2007-09

Cornerbacks - 2005-06

Administrative Assistant - 2004

Graduate Assistant - 2000-03

FCS PLAYOFFS 1ST ROUND - AT #11 CHATTANOOGA

ABOUT CHATTANOOGA



Chattanooga enters the FCS Playoffs with an 8-3 overall record. The Mocs finished 6-2 in Southern Conference action, tied for second in the league standings. Chattanooga is ranked ninth in the FCS Coaches poll and 11th in the nation in the STATS FCS poll and has been ranked as high as fifth in the country this season.

The Mocs started the season 6-0 but have since gone 2-3. They have losses at No. 8 The Citadel and are coming off back-to-back losses to Wofford and a 31-3 loss at No. 1 Alabama Saturday. Both of their FCS losses have come to teams in the playoffs. Chattanooga has posted four straight eight-win seasons, the longest such run in school history.

Chattanooga leads the nation in passing defense, allowing just 139 yards passing per game. They are also sixth in the country in total defense at 280.4 yards per game, and ninth in scoring defense at 18.2 points per game. They rank 10th nationally in pass efficiency and 11th in sacks allowed.

Individually, senior defensive lineman Keionta Davis was named the Southern Conference Defensive Player of the Year. He leads the conference in sacks with 8.5. UTC placed 10 players on the Coaches All-Southern Conference team. Senior running back Derrick Craine earned first team honors. He is fourth in the league in rushing at 89.8 yards per game is fourth in the conference in all purpose yards. Junior quarterback Alejandro Bennifield earned second team honors. He has thrown for 2,173 yards and 23 touchdown this season and is seventh in the country in pass efficiency.

HEAD COACH RUSS HUESMAN

The Mocs are coached by Russ Huesman who is in his eighth season at UTC. Huesman enters Saturday's game with a career record of 58-36 and is 42-20 in SoCon games. Prior to this season he led the Mocs to three-straight Southern Conference championships and is a three-time Southern Conference Coach of the Year.

Huesman was a four-year starter at Chattanooga as a defensive back from 1978-81. He also spent time as an assistant coach at Chattanooga, South Carolina, William & Mary, Memphis and Richmond.

SERIES HISTORY

This will be the first ever meeting between the two schools. It will also be Weber State's first game ever against a team from the Southern Conference.

LOOKING AHEAD

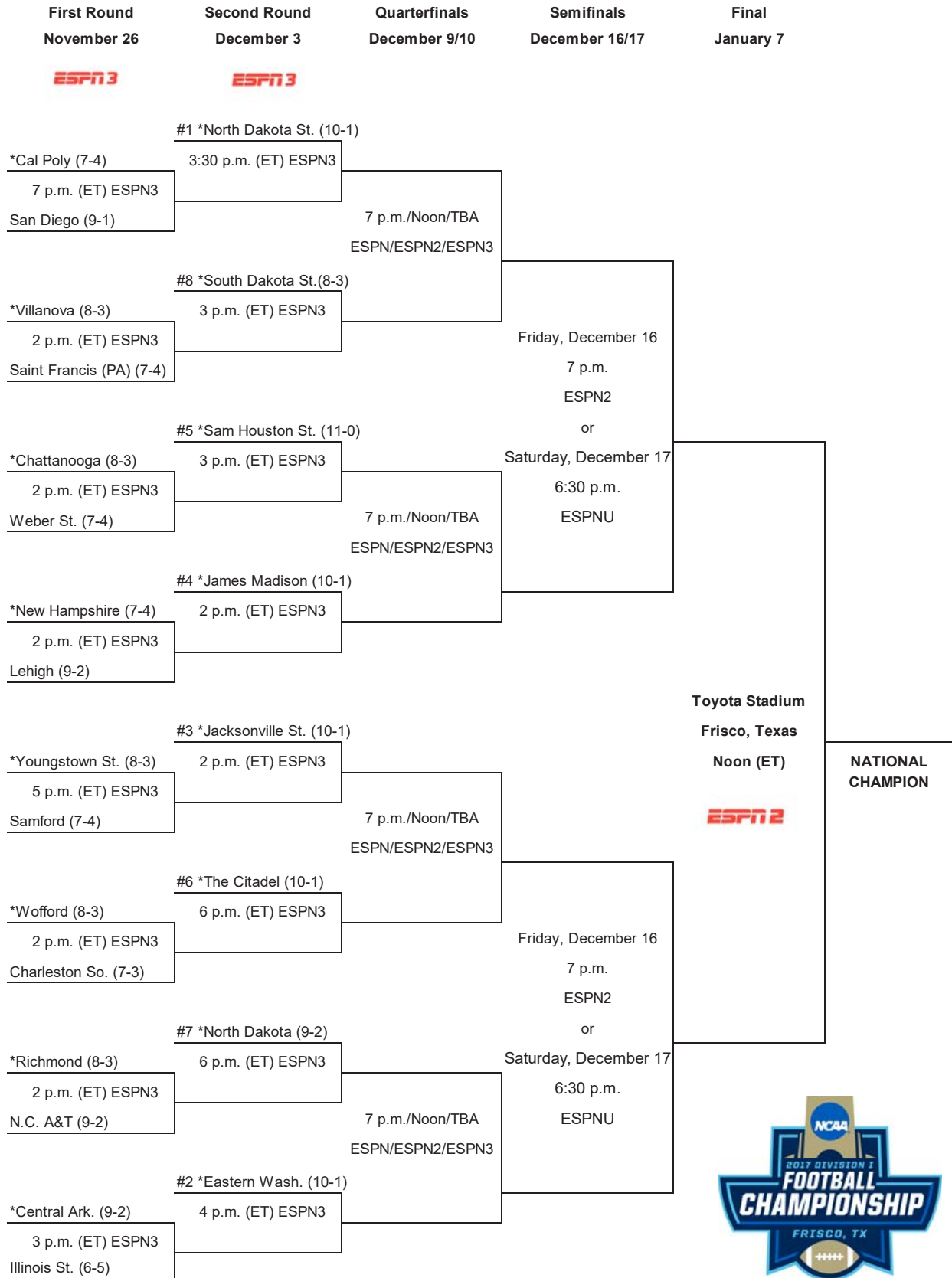
The winner of Saturday's game will play Sam Houston State next Saturday, Dec. 3 in Huntsville, Texas. Sam Houston State is the fifth seed in the playoffs and is ranked No. 1 in the country in the STATS poll.

COMPARING THE TWO TEAMS

	WSU	BSC	UTC	SoCon
Scoring Offense	27.1	10th	33.1	2nd
Scoring Defense	28.6	6th	18.2	2nd
Total Offense	394.9	7th	404.5	3rd
Total Defense	389.2	4th	281.4	2nd
Rushing Offense	137.5	11th	201.5	3rd
Rushing Defense	192.1	7th	142.4	3rd
Passing Offense	257.4	5th	202.9	6th
Passing Defense	197.1	1st	139.0	1st
3rd Down Conv.	39.6%	5th	38.1%	7th
Opp. 3rd down conv.	42.0%	8th	32.7%	2nd
Sacks By	11	13th	29	1st
Sacks Allowed	21	t7th	11	3rd
Turnover margin	-5	10th	+0	6th



2016 NCAA FCS PLAYOFF BRACKET



All games are available on STREAMING LIVE WATCH ESPN



2016 WEBER STATE FOOTBALL ROSTER

ALPHABETICAL			No.	Name	Pos.	Ht.	Wt.	Yr.	Hometown (Previous School)
61	Devon Alldredge	OL	1	Cameron Livingston	WR	6-2	195	Sr.	Ocala, FL (Ocala Vanguard)
			2	Riley Bradshaw	QB	6-1	185	So.	Meridian, ID (Rocky Mountain)
6	Drew Batchelor	WR	2	Jeremy Maxwell	DB	5-11	175	Jr.	Santa Ana, CA (Santa Ana JC)
71	Ben Bos	OL	3	Darryl Denby	WR	5-9	170	Jr.	Murrieta, CA (Vista Murrieta)
2	Riley Bradshaw	QB	4	Zach Smith	RB	6-0	220	Jr.	Kissimmee, FL (Gateway)
16	Justus Brown	S	5	TyJuan Prince	WR	6-1	170	So.	Sutter, CA (Sutter)
63	Tyrone Brown	OL	6	Drew Batchelor	WR	6-0	185	Jr.	St. George, UT (Dixie)
65	Baron Bruce	OL	7	Josh Burton	S	6-1	190	Sr.	Roseland, LA (Amite)
7	Josh Burton	S	8	Emmett Tela	LB	6-1	225	Jr.	Provo, UT (Timpview)
			9	Jalen Fields	S	5-10	175	Sr.	Mira Mesa, CA (Mira Mesa)
			10	Jadrian Clark	QB	6-3	225	Sr.	Lakeland, FL (Lakeland)
11	Stefan Cantwell	QB	11	Stefan Cantwell	QB	6-2	230	Jr.	South Jordan, UT (Snow/Bingham)
19	Colby Child	WR	12	Justin Shaw	QB	6-5	195	So.	West Haven, UT (Fremont)
39	Cooper Clark	LB	13	Eric Wilkes	RB	5-7	200	Jr.	Las Vegas, NV (Desert Pines)
10	Jadrian Clark	QB	14	Braden Miles	QB	6-3	200	Fr.	Highland, UT (Lone Peak)
60	Jaxon Clark	OL	15	Hunter Evans	QB	6-2	190	Fr.	Layton, UT (Layton)
			16	Justus Brown	S	6-5	205	So.	Brigham City, UT (Snow/Box Elder)
48	Jacob DeMaio	P	17	Alema Key	LB	6-0	230	Jr.	Springville, UT (Springville)
3	Darryl Denby	WR	19	Colby Child	WR	5-7	165	Fr.	Fruit Heights, UT (Davis)
			20	Parker Preator	DB	5-11	175	Jr.	Mountain Green, UT (Snow/Fremont)
15	Hunter Evans	QB	21	Taron Johnson	CB	6-0	180	Jr.	Sacramento, CA (Sheldon)
			22	Xequille Harry	CB	5-11	160	Jr.	Bountiful, UT (Woods Cross)
9	Jalen Fields	CB	23	Tre'von Johnson	LB	6-1	235	Sr.	Salt Lake City, UT (Hunter)
49	Kallin Fisher	LS	24	Emmanuel Pooler	RB	5-10	205	Sr.	Fontana, CA (Citrus College)
			26	Treshawn Garrett	RB	5-11	200	So.	Palmdale, CA (Highland)
26	Treshawn Garrett	RB	27	Dre Snowden	CB	5-10	150	Sr.	American Fork, UT (Utah State)
78	Robert Geoffrion	OL	28	Japheth Pleasant	DB	6-3	185	Jr.	Reseda, CA (Santa Monica College)
			29	Elias Miller	S	6-1	190	So.	Las Vegas, NV (Las Vegas)
			30	Trey Hoskins	CB	6-3	165	Fr.	Oakland, CA (Dougherty Valley)
82	Deondre Hambric	WR	31	Haini Moimoi	RB	6-0	210	Sr.	Maplewood, MN (Mahtomedi)
32	Jawian Harrison	S	32	Jawian Harrison	S	5-10	175	Jr.	Richmond, CA (El Cerrito)
22	Xequille Harry	CB	33	Tui Satuala	TE	6-2	240	Jr.	Bountiful, UT (Snow College)
88	Helam Heimuli	TE	34	Arnold Lopez	S	5-10	190	So.	San Jose, CA (Clovis North)
52	Rayshawn Henderson	DT	35	Cory Thomson	RB	5-10	215	Sr.	Santa Margarita, CA (Simon Fraser)
47	Taylor Hintze	K/P	36	David Jones	RB	5-10	160	Fr.	Richmond, CA (College Park)
84	Martrel Holmes	WR	37	Mitch Tulane	S	6-0	190	Jr.	Syracuse, UT (Syracuse)
30	Trey Hoskins	CB	38	Noah Montano	S	6-1	185	Fr.	Holladay, UT (Cottonwood)
46	Austin Hunt	TE	39	Cooper Clark	LB	6-3	200	RFr.	Ferndale, WA (Ferndale)
			40	Luke Latteier	S	5-8	170	RFr.	Salt Lake City, UT (Cottonwood)
21	Taron Johnson	CB	41	Brady May	FB	5-11	220	So.	Heyburn, ID (Minico/Snow)
23	Tre'von Johnson	LB	42	Adam Rodriguez	DL	6-2	210	Fr.	Springville, UT (Springville)
36	David Jones	RB	43	Kevin Smith	S	6-0	200	Fr.	Fairfield, CA (Vanden)
			44	Cardon Malan	DL	6-3	250	Jr.	Fruit Heights, UT (Syracuse/Dixie/Snow)
17	Alema Key	LB	45	Landon Stice	LB	6-3	200	So.	Stansbury Park, UT (Stansbury Park)
56	Kayden Killpack	DL	46	Austin Hunt	TE	6-6	220	Fr.	Las Vegas, NV (Silverado)
96	Noah Kramer	DL	47	Taylor Hintze	K	6-1	195	RFr.	Sandy, UT (Alta)
			48	Jacob DeMaio	P	6-5	205	Jr.	Danville, CA (Diablo Valley JC)
62	Chase Larson	OL	49	Kallin Fisher	LS	5-11	205	Fr.	Kaysville, UT (Davis)
40	Luke Latteier	S							
93	Junior Latu	DL	50	Jayden Palauni	DL	6-2	255	Fr.	Salt Lake City, UT (Highland)
98	Adam Lewis	DE	51	Conner Mortensen	LB	6-0	185	Fr.	Overton, NV (Moapa Valley)
1	Cameron Livingston	WR	52	Rayshawn Henderson	DT	6-1	295	Jr.	Las Vegas, NV (Canyon Springs)
81	Raphael Longangu	TE	53	Auston Tesch	LB	6-2	205	Fr.	Eden, UT (Weber)
64	Bowman Loo	OL	55	Iosua Opeta	OL	6-4	250	So.	Stansbury Park, UT (Stansbury)
			56	Kayden Killpack	DL	6-1	250	Fr.	Rigby, ID (Rigby)
			57	Jared Schiess	DL	6-3	240	Fr.	Manti, UT (Manti)
			58	LeGrand Toia	LB	6-2	210	So.	Riverton, UT (Riverton)
			59	Cole McGinnis	DL	6-4	275	Fr.	Gooding, ID (Gooding)

44	Cardon Malan	DL	60	Jaxon Clark	K	5-8	155	Fr.	Grants Pass, OR (Grants Pass)
2	Jeremy Maxwell	DB	61	Devan Alldredge	OL	6-0	290	So.	Castle Rock, CO (Southern Virginia)
41	Brady May	FB	62	Chase Larson	C	6-3	280	Sr.	Springville, UT (Snow/BYU)
80	Louis Mayela	WR	63	Tyrone Brown	OL	6-2	305	Sr.	Orlando, FL (Lake Highland)
59	Cole McGinnis	DL	64	Bowman Loo	OL	6-1	235	Fr.	St. George, UT (Snow Canyon)
14	Braden Miles	QB	65	Baron Bruce	OL	6-4	290	So.	Sandy, UT (Alta)
29	Elias Miller	RB	66	Bradyn Swanson	OL	6-5	275	RFr.	Springville, UT (Springville)
95	Gordon Moimoi	DL	68	Blake Schiess	OT	6-5	280	RFr.	Manti, UT (Manti)
31	Haini Moimoi	RB	69	Brady Simpson	OL	6-2	280	So.	West Richland, WA (Southern Virginia)
38	Noah Montano	S	71	Ben Bos	OL	6-3	275	Fr.	Heber City, UT (Wasatch)
51	Conner Mortensen	LB	73	Calvin Steyn	OL	6-4	320	Sr.	Rancho Santa Margarita, CA (Saddleback)
90	McKay Murphy	DT	74	Cameron Young	OL	6-3	315	Sr.	Cove, TX (Barbers Hill)
			75	Ty Whitworth	OL	6-4	300	Fr.	Temecula, CA (Linfield Christian)
55	Iosua Opet	OL	76	Stetson Wood	OL	6-4	255	Fr.	Layton, UT (Layton)
			77	Luke Thomas	OL	6-6	260	Fr.	Fruitland, ID (Fruitland)
50	Jayden Palauni	DL	78	Robert Geoffrion	OL	6-4	260	Fr.	Newbury Park, CA (Newbury Park)
28	Japheth Pleasant	DB	79	Connor Shannon	OG	6-4	295	Sr.	Fresno, CA (Fresno City College)
24	Emmanuel Pooler	RB	80	Louis Mayela	WR	5-10	165	RFr.	Corona, CA (Centennial)
97	Likio Pope	DT	81	Raphael Longangu	TE	6-4	230	Jr.	Eules, TX (Trinity)
20	Parker Preator	DB	82	Deondre Hambric	WR	6-4	180	RFr.	Clearfield, UT (Clearfield)
5	TyJuan Prince	WR	83	Chandler Tunney	WR	6-0	195	Sr.	Encinitas, CA (Occidental College)
			84	Martrel Holmes	WR	6-0	170	RFr.	San Marcos, CA (Mission Hills)
42	Adam Rodriguez	DL	85	Austin Whetzel	WR	6-0	175	Fr.	Lehi, UT (Lehi)
			86	Drake White	WR	6-3	200	Jr.	Macon, GA (Feather River College)
33	Tui Satuala	TE	87	Andrew Vollert	TE	6-5	245	Jr.	San Mateo, CA (San Jose State)
68	Blake Schiess	OT	88	Helam Heimuli	TE	6-3	260	Sr.	Woods Cross, UT (Bountiful)
57	Jared Schiess	DL	89	Ross Stribling	WR	6-4	210	Sr.	Los Angeles, CA (El Camino)
79	Connor Shannon	OG	90	McKay Murphy	DT	6-4	295	Jr.	Alpine, UT (Utah/LonePeak)
12	Justin Shaw	QB	92	Kawika Tupuola	DL	6-1	280	Fr.	Farmington, UT (Davis)
69	Brady Simpson	OL	93	Junior Latu	DL	6-5	250	RFr.	Tacoma, WA (Washington/Orem)
99	Filipe Sitake	DL	94	Jonah Williams	DE	6-4	230	Fr.	Meridian, ID (Rocky Mountain)
43	Kevin Smith	S	95	Gordon Moimoi	DL	6-1	255	RFr.	Maplewood, MN (Timpview (UT))
4	Zach Smith	RB	96	Noah Kramer	DL	6-2	285	Fr.	Ogden, UT (Northridge)
27	Dre Snowden	CB	97	Likio Pope	DT	5-11	290	Jr.	Orem, UT (Utah/Provo)
73	Calvin Steyn	OL	98	Adam Lewis	DE	6-6	250	Jr.	Meridian, ID (Rocky Mountain)
45	Landon Stice	LB	99	Filipe Sitake	DL	6-1	305	So.	Orem, UT (Mountain View)
89	Ross Stribling	WR							
66	Bradyn Swanson	OL							

Coaching staff

				Jay Hill	Head Coach
8	Emmett Tela	LB		Brent Myers	Associate Head Coach / Offensive Line
53	Auston Tesch	LB		Fesi Sitake	Offensive Coordinator
77	Luke Thomas	OL		Jason Kaufusi	Defensive Coordinator
35	Cory Thomson	RB		Kite Afeaki	Assistant Coach / Defensive Ends
58	Legrand Toia	LB		Kelly Bills	Assistant Coach / Wide Receivers
37	Mitch Tulane	S		Terrell Cloud	Assistant Coach / Cornerbacks
83	Chandler Tunney	WR		Quinton Ganther	Assistant Coach / Running Backs
92	Kawika Tupuola	DL		Preston Hadley	Assistant Coach / Secondary
				Lance Hunsaker	Assistant Coach / Linebackers
87	Andrew Vollert	TE		Colton Swan	Assistant Coach / Special Teams Coordinator / Tight Ends
				Grant Duff	Director of Football Operations
85	Austin Whetzel	WR			
84	Drake White	WR			
75	Ty Whitworth	OL			
13	Eric Wilkes	RB			
94	Jonah Williams	DE			
76	Stetson Wood	OL			
74	Cameron Young	OL			

2016 WEBER STATE ROSTER

ROSTER BREAKDOWN

By Location

Utah (41)

Drew Batchelor
Ben Bos
Justus Brown
Baron Bruce
Stefan Cantwell
Colby Child
Hunter Evans
Kallin Fisher
Deondre Hambric
Xequille Harry
Helam Heimuli
Taylor Hintze
Tre'von Johnson
Alema Key
Noah Kramer
Chase Larson
Bowman Loo
Cardon Malan
Braden Miles
Noah Montano
McKay Murphy
Iosua Opeta
Jayden Palauni
Likio Pope
Parker Preator
Adam Rodriguez
Tui Satuala
Blake Schiess
Jared Schiess
Justin Shaw
Filipe Sitake
Dre Snowden
Landon Stice
Bradyn Swanson
Emmett Tela
Auston Tesch
LeGrand Toia
Mitch Tulane
Kawika Tupuola
Austin Whetzel
Stetson Wood

Oregon (1)

Jaxon Clark

Idaho (6)

Kayden Killpack
Adam Lewis
Brady May
Cole McGinnis
Luke Thomas
Jonah Williams

Nevada (5)

Rayshawn Henderson
Austin Hunt
Elias Miller
Conner Mortensen
Eric Wilkes

California (24)

Jacob De Maio
Darryl Denby
Jalen Fields
Treshawn Garrett
Robert Geoffrion
Jawian Harrison
Martrel Holmes
Trey Hoskins
Taron Johnson
David Jones
Arnold Lopez
Jeremy Maxwell
Louis Mayela
Japheth Pleasant
Emmanuel Pooler
TyJuan Prince
Connor Shannon
Kevin Smith
Calvin Steyn
Ross Stribling
Cory Thomson
Chandler Tunney
Andrew Vollert
Ty Whitworth

Washington (2)

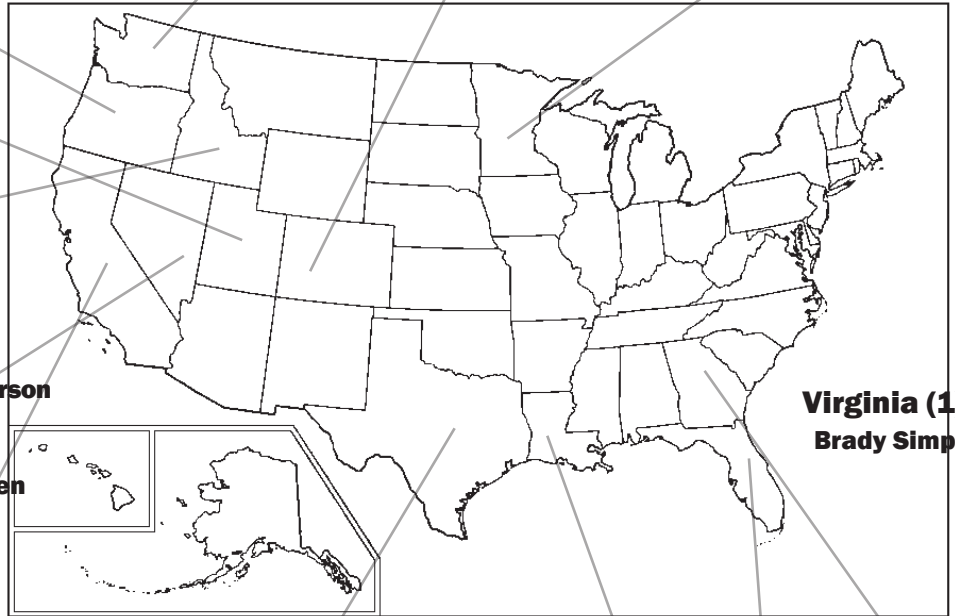
Cooper Clark
Junior Latu

Colorado (1)

Devan Alldredge

Minnesota (2)

Gordon Moimoi
Haini Moimoi



Virginia (1)

Brady Simpson

Louisiana (1)

Josh Burton

Georgia (1)

Drake White

Texas (3)

Raphael Longangu
Brandon Sherlin
Cameron Young

Florida (4)

Tyrone Brown
Jadrian Clark
Cameron Livingston
Zach Smith

PRONUNCIATION GUIDE

Kite Afeaki	Kee-tay ah-fee-ah-kee
Jacob DeMaio	Day-my-oh
Robert Geoffrion	Jeff-re-on
Xequille Harry	Za-keal Harry
Helam Heimuli	He-lum Hey-moo-lee
Taylor Hintze	High-ntz
Taron Johnson	Tear-un
Raphael Longangu	Long-gone-gu
Haini Moimoi	High-knee Moy-moy
Iosua Opeta	Yo-sue-a O-pet-a
Jayden Palauni	Pa-lao-knee
Likio Pope	Lee-kee-oh
Tui Satuala	Two-e Sat-two-all-a
Schiess	She-ss
Ross Stribling	Stri-bling
Emmett Tela	Tell-uh
LeGrand Toia	Toy-a
Chandler Tunney	Ton-ee
Kawika Tupuola	Ka-ve-ka Two-pooh-o-la

WEBER STATE FOOTBALL DEPTH CHART (as of 11/20/16)

OFFENSE

QB	10 Jadrian Clark (6-3, 225, Sr., Lakeland, FL) 11 Stefan Cantwell (6-2, 230, Jr. South Jordan, UT)
RB	26 Treshawn Garrett (5-11, 200, So., Palmdale, CA) OR 31 Haini Moimoi (6-0, 210, Sr., Maplewood, MN)
WR (x)	83 Chandler Tunney (6-0, 195, Sr., Encinitas, CA) 84 Martrel Holmes (6-0, 170, R-Fr., San Marcos, CA)
WR (h)	3 Darryl Denby (5-9, 170, Jr., Murrieta, CA) 83 Chandler Tunney (6-0, 195, Sr., Encinitas, CA)
WR (z)	6 Drew Batchelor (5-11, 185, Jr., St. George, UT) 89 Ross Stribling (6-4, 210, Sr., Los Angeles, CA)
TE	33 Tui Satuala (6-2, 240, Jr., Bountiful, UT) OR 87 Andrew Vollert (6-5, 245, Jr., San Mateo, CA) 88 Helam Heimuli (6-3, 245, Sr., Woods Cross, UT)
LT	55 Iousua Opeta (6-4, 295, So., Stansbury Park, UT) 78 Robert Geoffrion (6-4, 260, Fr., Newbury Park, CA)
LG	65 Baron Bruce (6-4, 290, So., Sandy, UT) 63 Tyrone Brown (6-2, 305, Sr., Orlando, FL)
C	62 Chase Larson (6-3, 280, Sr., Springville, UT) 69 Brady Simpson (6-2, 280, So., West Richland, WA)
RG	74 Cameron Young (6-3, 315, Sr., Cove, TX) 79 Connor Shannon (6-4, 295, Sr., Fresno, CA)
RT	73 Calvin Steyn (6-4, 320, Sr., Rancho Santa Margarita, CA) 76 Stetson Wood (6-4, 255, Fr., Layton, UT)

DEFENSE

LE	93 Junior Latu (6-5, 250, R-Fr., Tacoma, WA) 44 Cardon Malan (6-3, 250, Jr., Fruit Heights, UT)
DT	90 McKay Murphy (6-4, 295, Jr., Alpine, UT) 52 Rayshawn Henderson (6-1, 295, Jr., Las Vegas, NV)
DT	99 Filipe Sitake (6-1, 305, So., Orem, UT) 97 Likio Pope (5-11, 290, Jr., Orem, UT)
RE	94 Jonah Williams (6-4, 230, Fr., Meridian, ID) 92 Kawika Tupuola (6-1, 280, Fr., Farmington, UT)
SLB	23 Tre'von Johnson (6-1, 235, Sr., Salt Lake City, UT) 53 Austin Tesch (6-2, 205, Fr., Eden, UT)
MLB	58 LeGrand Toia (6-2, 210, So., Riverton, UT) 16 Justus Brown (6-5, 205, So., Brigham City, UT)
WLB	45 Landon Stice (6-3, 200, So., Tooele, UT) 42 Adam Rodriguez (6-2, 210, Fr., Springville, UT)
LC	21 Taron Johnson (6-0, 180, Jr., Sacramento, CA) 27 Dre Snowden (5-10, 150, Sr., American Fork, UT)
FS	7 Josh Burton (6-1, 190, Sr., Roseland, LA) 43 Kevin Smith (6-0, 200, Fr., Fairfield, CA)
SS	34 Arnold Lopez (5-10, 190, So., San Jose, CA) 9 Jalen Fields (5-10, 175, Sr., Mira Mesa, CA)
RC	22 Xequille Harry (5-11, 160, Jr., Bountiful, UT) 30 Trey Hoskins (6-3, 165, Fr., Oakland, CA)

SPECIAL TEAMS

PR	83 Chandler Tunney (6-0, 195, Sr., Encinitas, CA) 3 Darryl Denby (5-9, 170, Jr., Murrieta, CA)
KR	35 Cory Thomson (5-10, 215, Sr, Santa Margarita, CA) 26 Treshawn Garrett (5-11, 200, So., Palmdale, CA)

PK	47 Taylor Hintze (6-1, 195, R-Fr., Sandy, UT) OR 60 Jaxon Clark (5-8, 155, Fr., Grants Pass, OR)
KO	47 Taylor Hintze (6-1, 195, R-Fr., Sandy, UT) 60 Jaxon Clark (5-8, 155, Fr., Grants Pass, OR)
P	48 Jacob DeMaio (6-5, 205, Jr., Danville, CA)
DS	49 Kallin Fisher (5-11, 205, Fr., Kaysville, UT)
H	11 Stefan Cantwell (6-2, 230, Jr. South Jordan, UT)



GAME 1 - UTAH STATE 45, WEBER STATE 6

Box Score (Final) 2016 Weber State Football Weber State vs Utah State (Sept 1, 2016 at Logan, Utah)

Score by Quarters	1	2	3	4	Total
Weber State	0	6	0	0	6
Utah State	14	7	10	14	45

Qtr Time Scoring play

1st	12:41	USU - MAYS, Devante 18 yd run (WARREN, Brock kick), 2-34 0:31
	02:10	USU - MAYS, Devante 18 yd run (WARREN, Brock kick), 13-85 4:23
2nd	14:35	USU - MAYS, Devante 66 yd run (WARREN, Brock kick), 1-61 0:11
	00:26	WSU - T. Garrett 1 yd run (Jacob DeMaio pass intcpt), 9-60 1:51
3rd	11:59	USU - HUNT, Lajuan 9 yd run (WARREN, Brock kick), 7-70 2:51
	05:19	USU - WARREN, Brock 31 yd field goal, 11-49 4:29
4th	13:07	USU - LINDSEY, Tonny 35 yd run (WARREN, Brock kick), 13-89 5:14
	07:50	USU - HERVEY, Justen 80 yd run (WARREN, Brock kick), 1-80 0:13

	WSU	USU
FIRST DOWNS	16	23
RUSHES-YARDS (NET)	41-108	44-428
PASSING YDS (NET)	137	100
Passes Att-Comp-Int	27-15-1	17-11-0
TOTAL OFFENSE PLAYS-YARDS	68-245	61-528
Fumble Returns-Yards	0-0	0-0
Punt Returns-Yards	0-0	2-28
Kickoff Returns-Yards	3-28	2-38
Interception Returns-Yards	0-0	1-0
Punts (Number-Avg)	7-42.9	2-19.5
Fumbles-Lost	1-0	0-0
Penalties-Yards	2-15	4-30
Possession Time	34:50	25:10
Third-Down Conversions	8 of 19	9 of 12
Fourth-Down Conversions	0 of 0	0 of 0
Red-Zone Scores-Chances	1-2	4-4
Sacks By: Number-Yards	0-0	2-13



RUSHING: Weber State-T. Garrett 22-96; Cory Thomson 7-18; Emmanuel Pooler 2-5; Eric Wilkes 1-2; Jadrian Clark 8-minus 5; Darryl Denby 1-minus 8. Utah State-MAYS, Devante 18-208; HERVEY, Justen 3-84; LINDSEY, Tonny 11-67; MYERS, Kent 7-53; HUNT, Lajuan 2-12; HOBBS, Damion 1-8; TEAM 2-minus 4.

PASSING: Weber State-Jadrian Clark 15-27-1-137. Utah State-MYERS, Kent 11-17-0-100.

RECEIVING: Weber State-Andrew Vollert 5-70; Cam Livingston 4-18; Tui Satuala 2-19; Drew Batchelor 2-4; Cory Thomson 1-18; Darryl Denby 1-8. Utah State-HOUSTON, Wyatt 3-32; LEWIS, Rayshad 3-26; VAN LEEUWEN, Z. 2-28; RODRIGUEZ, A. 1-9; HORNE, Landon 1-5; ARTIST, Chad 1-0.

INTERCEPTIONS: Weber State-None. Utah State-LEAVITT, Dallin 1-0.

FUMBLES: Weber State-Jadrian Clark 1-0. Utah State-None.

Weber State (0-1) vs. Utah State (1-0)

Date: Sept 1, 2016 • Site: Logan, Utah • Stadium: Maverik Stadium
Attendance: 23008

Kickoff time: 6:05 pm • End of Game: 9:10 • Total elapsed time: 3:05
Officials: Referee: Kevin Hassell; Umpire: Apollo Martin; Linesman: Tim Crowley;
Line judge: David Young; Back judge: Gabriel DeLeon; Field judge: Mark Graves;
Side judge: Robert Lynn; Center judge: Bill Bishop;
Temperature: 86 • Wind: SSW 14 • Weather: Sunny

GAME 2 - SOUTH DAKOTA 52, WEBER STATE 49 (2ot)

Box Score (Final) 2016 Weber State Football Weber State vs South Dakota (Sep 10, 2016 at Vermillion, S.D.)

Score by Quarters	1	2	3	4	OT	O1	O2	Total
Weber State	28	0	14	0	7	7	0	49
South Dakota	14	7	0	21	10	7	3	52

Qtr Time Scoring play

1st	10:29	WSU - Landon Stice 64 yd interception return (Taylor Hintze kick)
	09:05	WSU - Jadrian Clark 6 yd pass from Drew Batchelor (Taylor Hintze kick), 1-6 0:06
	08:30	WSU - Cardon Malan 1 yd fumble recovery (Taylor Hintze kick)
	03:16	USD - Streveler,Chris 1 yd run (Bergner,Miles kick), 16-73 5:07
	00:52	USD - Streveler,Chris 45 yd run (Bergner,Miles kick), 5-56 1:08
	00:00	WSU - T. Garrett 71 yd run (Taylor Hintze kick), 2-75 0:52
2nd	10:25	USD - Jackson,Shamar 18 yd pass from Streveler,Chris (Bergner,Miles kick), 13-85 4:31
3rd	09:17	WSU - Darryl Denby 47 yd pass from Jadrian Clark (Taylor Hintze kick), 7-74 2:40
	04:43	WSU - Cory Thomson 1 yd run (Taylor Hintze kick), 8-60 2:34
4th	10:21	USD - Donovan,Riley 8 yd pass from Simmons,Austin (Bergner,Miles kick), 4-14 1:03
	06:51	USD - Van Roekel,B. 42 yd pass from Streveler,Chris (Bergner,Miles kick), 4-63 0:51
	00:27	USD - Jackson,Shamar 26 yd pass from Streveler,Chris (Bergner,Miles kick), 12-67 1:46
OT	15:00	USD - Jackson,Shamar 10 yd pass from Streveler,Chris (Bergner,Miles kick), 6-25 0:00
	15:00	WSU - Andrew Vollert 25 yd pass from Jadrian Clark (Taylor Hintze kick), 3-25 0:00
	15:00	USD - Bergner,Miles 34 yd field goal, 4-8 0:00

	WSU	USD
FIRST DOWNS	16	29
RUSHES-YARDS (NET)	34-160	66-310
PASSING YDS (NET)	213	181
Passes Att-Comp-Int	34-22-2	40-23-1
TOTAL OFFENSE PLAYS-YARDS	68-373	106-491
Fumble Returns-Yards	1-1	0-0
Punt Returns-Yards	2-0	2-15
Kickoff Returns-Yards	5-100	7-120
Interception Returns-Yards	1-64	2-37
Punts (Number-Avg)	7-36.6	5-48.8
Fumbles-Lost	2-0	2-2
Penalties-Yards	7-70	7-54
Possession Time	29:19	30:41
Third-Down Conversions	8 of 17	16 of 28
Fourth-Down Conversions	0 of 0	3 of 5
Red-Zone Scores-Chances	2-3	5-5
Sacks By: Number-Yards	2-13	2-9



RUSHING: Weber State-T. Garrett 22-141; Jadrian Clark 7-16; Cory Thomson 4-4; Darryl Denby 1-minus 1. South Dakota-Bouma,Trevor 36-150; Streveler,Chris 23-125; Fredrick,M. 6-31; Jackson,Shamar 1-4.

PASSING: Weber State-Jadrian Clark 21-33-2-207; Drew Batchelor 1-1-0-6. South Dakota-Streveler,Chris 22-38-1-173; Simmons,Austin 1-2-0-8.

RECEIVING: Weber State-Andrew Vollert 6-86; Cam Livingston 5-36; Drew Batchelor 4-25; Tui Satuala 2-12; T. Garrett 2-1; Darryl Denby 1-47; Jadrian Clark 1-6; Cory Thomson 1-0. South Dakota-Jackson,Shamar 6-81; Van Roekel,B. 4-58; Bouma,Trevor 4-15; Donovan,Riley 4-13; Brooks,Alonge 1-5; Fredrick,M. 1-5; Potter,Drew 1-5; Baker,Randy 1-3; Carpenter,T. 1-minus 4.

INTERCEPTIONS: Weber State-Landon Stice 1-64. South Dakota-Harris,Adam 2-37.

FUMBLES: Weber State-T. Garrett 1-0; Tui Satuala 1-0. South Dakota-Carpenter,T. 1-1; Streveler,Chris 1-1.

Weber State (0-2) vs. South Dakota (1-1)

Date: Sep 10, 2016 • Site: Vermillion, S.D. • Stadium: DakotaDome
Attendance: 8114

Kickoff time: 2:05 pm • End of Game: 5:44 • Total elapsed time: 3:39
Officials: Referee: J. Valentine; Umpire: A. McClurg; Linesman: M. Griebel;
Line judge: G. Schildmeyer; Back judge: T. Romano; Field judge: R. Townsend;
Side judge: S. Jameson;
Temperature: 72 deg • Wind: N/A • Weather: Indoors

GAME 3 - WEBER STATE 14, SACRAMENTO STATE 7

Box Score (Final) 2016 Weber State Football Sacramento State vs Weber State (Sep 17, 2016 at Ogden, Utah)

Score by Quarters	1	2	3	4	Total
Sacramento State	0	7	0	0	7
Weber State	0	7	0	7	14

Qtr Time Scoring play

2nd 14:10 SAC - D. Warren 9 yd run (Tanner Kuljian kick), 1-9 0:07
 09:05 WSU - Drew Batchelor 7 yd pass from Jadrian Clark (Jaxon Clark kick), 4-90 1:37
 4th 01:42 WSU - Jadrian Clark 10 yd run (Taylor Hintze kick), 12-87 3:49

	SAC	WSU
FIRST DOWNS	16	23
RUSHES-YARDS (NET)	35-145	35-140
PASSING YDS (NET)	125	380
Passes Att-Comp-Int	37-16-0	35-25-1
TOTAL OFFENSE PLAYS-YARDS	72-270	70-520
Fumble Returns-Yards	0-0	0-0
Punt Returns-Yards	1-5	2--8
Kickoff Returns-Yards	1-16	1-21
Interception Returns-Yards	1-7	0-0
Punts (Number-Avg)	11-36.5	8-40.4
Fumbles-Lost	0-0	2-2
Penalties-Yards	4-12	4-35
Possession Time	28:18	31:42
Third-Down Conversions	4 of 17	2 of 12
Fourth-Down Conversions	0 of 1	1 of 1
Red-Zone Scores-Chances	1-2	2-3
Sacks By: Number-Yards	2-13	1-3



RUSHING: Sacramento State-D. Warren 16-81; Jordan Robinson 11-43; N. Ketteringham 3-11; Quincy Jountti 3-9; Kolney Cassel 1-1; TEAM 1-0. Weber State-Jadrian Clark 12-71; T. Garrett 15-49; Emmanuel Pooler 4-17; Cory Thomson 2-3; TEAM 2-0.

PASSING: Sacramento State-Kolney Cassel 14-32-0-116; N. Ketteringham 2-5-0-9. Weber State-Jadrian Clark 25-35-1-380.

RECEIVING: Sacramento State-Isiah Hennie 8-92; Jordan Robinson 2-11; Cody Demps 2-9; Damon Jackson 1-5; Johnnie Rucker 1-5; John McGill 1-4; Elijah Wallace 1-minus 1. Weber State-Darryl Denby 7-58; Cam Livingston 6-108; Andrew Vollert 5-101; Drew Batchelor 5-80; Chandler Tunney 1-26; T. Garrett 1-7.

INTERCEPTIONS: Sacramento State-Marcus Bruce 1-7. Weber State-None.

FUMBLES: Sacramento State-None. Weber State-Elias Miller 1-1; Drew Batchelor 1-1.

Sacramento State (0-3) vs. Weber State (1-2)

Date: Sep 17, 2016 • Site: Ogden, Utah • Stadium: Stewart Stadium
 Attendance: 9746

Kickoff time: 6:07 pm • End of Game: 9:10 pm • Total elapsed time: 3:03
 Officials: Referee: Kelly Holman; Umpire: John Schindler; Linesman: C. Orbanosky;
 Line judge: Mark Koch; Back judge: Doug Newbury; Field judge: David Clark;
 Side judge: Jeffrey Young;
 Temperature: 72 • Wind: sw 9 mph • Weather: Sunny

GAME 4 - WEBER STATE 38, UC DAVIS 35

Box Score (Final) 2016 Weber State Football Weber State vs UC Davis (Sep 24, 2016 at Davis, Calif.)

Score by Quarters	1	2	3	4	Total
Weber State	8	17	7	6	38
UC Davis	10	0	3	22	35

Qtr Time Scoring play

1st	10:19	WSU - Jadrian Clark 13 yd run (Andrew Vollert rush), 7-62 3:08
	07:02	UCD - Keelan Doss 7 yd pass from Ben Scott (Matt Blair kick), 7-75 3:17
	03:09	UCD - Matt Blair 48 yd field goal, 7-14 2:30
2nd	07:35	WSU - Darryl Denby 34 yd pass from Jadrian Clark (Taylor Hintze kick), 7-95 3:15
	04:17	WSU - Andrew Vollert 22 yd pass from Jadrian Clark (Taylor Hintze kick), 5-57 2:13
	00:00	WSU - Taylor Hintze 54 yd field goal, 4-22 0:25
3rd	12:34	WSU - T. Garrett 3 yd run (Taylor Hintze kick), 9-61 2:26
	07:06	UCD - Matt Blair 27 yd field goal, 12-78 5:22
4th	11:48	UCD - Keelan Doss 8 yd pass from Brock Dale (Matt Blair kick), 10-80 4:12
	07:19	WSU - Taylor Hintze 37 yd field goal, 8-16 4:19
	07:08	UCD - Joshua Kelley 91 yd kickoff return (Matt Blair kick)
	01:35	UCD - Luke Williams 14 yd pass from Ben Scott (Chris Martin pass from Ben Scott), 3-67 0:56
	00:00	WSU - Taylor Hintze 35 yd field goal, 3-5 0:16

	WSU	UCD
FIRST DOWNS	24	16
RUSHES-YARDS (NET)	37-212	26-98
PASSING YDS (NET)	251	282
Passes Att-Comp-Int	39-22-2	36-22-0
TOTAL OFFENSE PLAYS-YARDS	76-463	62-380
Fumble Returns-Yards	0-0	0-0
Punt Returns-Yards	1-3	2-7
Kickoff Returns-Yards	7-211	5-158
Interception Returns-Yards	0-0	2-32
Punts (Number-Avg)	5-48.2	6-41.7
Fumbles-Lost	2-0	1-1
Penalties-Yards	10-85	5-41
Possession Time	32:10	27:50
Third-Down Conversions	5 of 14	4 of 14
Fourth-Down Conversions	2 of 2	0 of 0
Red-Zone Scores-Chances	4-4	4-4
Sacks By: Number-Yards	1-7	1-6



RUSHING: Weber State-T. Garrett 24-111; Jadrian Clark 8-45; Jacob DeMaio 1-35; Zach Smith 2-11; Darryl Denby 1-8; Cory Thomson 1-2. UC Davis-Manusamoa Luuga 18-58; Ben Scott 5-28; Joshua Kelley 3-12.

PASSING: Weber State-Jadrian Clark 22-38-2-251; TEAM 0-1-0-0. UC Davis-Ben Scott 20-34-0-266; Brock Dale 2-2-0-16.

RECEIVING: Weber State-Darryl Denby 7-83; Cam Livingston 5-43; Andrew Vollert 3-50; Helam Heimuli 2-19; Tui Satuala 1-30; Zach Smith 1-10; Drew Batchelor 1-8; Emmanuel Pooler 1-5; T. Garrett 1-3. UC Davis-Keelan Doss 7-91; Luke Williams 3-67; Ramon Vargas 3-9; N. Winston 2-60; Chris Martin 2-38; Manusamoa Luuga 2-2; Corey Collins 1-8; Joshua Kelley 1-5; Wesley Preece 1-2.

INTERCEPTIONS: Weber State-None. UC Davis-K. Culberson 1-32; Zach Jones 1-0.

FUMBLES: Weber State-Cory Thomson 1-0; T. Garrett 1-0. UC Davis-Isiah Olave 1-1.

Weber State (2-2,1-0) vs. UC Davis (1-3,0-1)

Date: Sep 24, 2016 • Site: Davis, Calif. • Stadium: Aggie Stadium
Attendance: 8426

Kickoff time: 6:06 pm • End of Game: 9:27 pm • Total elapsed time: 3:21
Officials: Referee: Bruce Bondi; Umpire: Vic Winnek; Linesman: Sean Burrow;
Line judge: Brian Davis; Back judge: Chris Swank; Field judge: Mike Bezner;
Side judge: Richard Hanna;
Temperature: 91 • Wind: NNW 10 • Weather: Sunny and warm

GAME 5 - WEBER STATE 14, PORTLAND STATE 10

Box Score (Final) 2016 Weber State Football Portland State vs Weber State (Oct 08, 2016 at Ogden, Utah)

Score by Quarters	1	2	3	4	Total
Portland State	0	7	0	3	10
Weber State	0	0	7	7	14

Qtr Time Scoring play

2nd 00:17 PSU - Alex Kuresa 1 yd run (J. Gonzales kick), 13-91 4:13
 3rd 10:18 WSU - Emmanuel Pooler 3 yd run (Taylor Hintze kick), 6-84 2:36
 4th 13:41 PSU - J. Gonzales 21 yd field goal, 12-81 6:03
 08:44 WSU - Andrew Vollert 12 yd pass from Jadrian Clark (Taylor Hintze kick), 12-75 4:57

	PSU	WSU
FIRST DOWNS	18	15
RUSHES-YARDS (NET)	42-136	36-185
PASSING YDS (NET)	181	86
Passes Att-Comp-Int	25-14-0	25-12-1
TOTAL OFFENSE PLAYS-YARDS	67-317	61-271
Fumble Returns-Yards	0-0	0-0
Punt Returns-Yards	1-1	3-19
Kickoff Returns-Yards	0-0	1-18
Interception Returns-Yards	1-0	0-0
Punts (Number-Avg)	6-41.5	4-46.5
Fumbles-Lost	0-0	1-0
Penalties-Yards	9-70	2-20
Possession Time	34:07	25:53
Third-Down Conversions	7 of 16	9 of 16
Fourth-Down Conversions	1 of 2	1 of 1
Red-Zone Scores-Chances	2-3	2-3
Sacks By: Number-Yards	0-0	2-14



RUSHING: Portland State-Nate Tago 12-51; Alex Kuresa 16-45; Paris Penn 11-27; Maximo Espitia 1-8; Josh Kraght 1-5; Kahlil Dawson 1-0. Weber State-Jadrian Clark 7-77; Emmanuel Pooler 14-75; T. Garrett 9-31; Haini Moimoi 1-6; Darryl Denby 1-2; Cory Thomson 1-1; TEAM 3-minus 7.

PASSING: Portland State-Alex Kuresa 14-25-0-181. Weber State-Jadrian Clark 12-25-1-86.

RECEIVING: Portland State-Paris Penn 6-65; Josh Kraght 4-45; Austin Holman 1-31; Cam Sommer 1-17; C. Taumoepeau 1-12; Trent Riley 1-11. Weber State-Darryl Denby 3-minus 4; Cam Livingston 2-12; Andrew Vollert 2-12; Haini Moimoi 2-6; Tui Satuala 1-29; Emmanuel Pooler 1-24; Helam Heimuli 1-7.

INTERCEPTIONS: Portland State-Chris Seisay 1-0. Weber State-None.

FUMBLES: Portland State-None. Weber State-T. Garrett 1-0.

Portland State (2-4,1-2) vs. Weber State (3-2,2-0)

Date: Oct 08, 2016 • Site: Ogden, Utah • Stadium: Stewart Stadium
 Attendance: 10217

Kickoff time: 6:07 pm • End of Game: 8:56 • Total elapsed time: 2:49
 Officials: Referee: Gregg Wilson; Umpire: Th. Pontarelli; Linesman: Juan Cardenas;
 Line judge: Ken Wolf; Back judge: Ben Cheffers; Field judge: Brian Beck;
 Side judge: Tom Oberweiser;
 Temperature: 65 • Wind: 0 mph • Weather: Sunny

GAME 6 - WEBER STATE 45, MONTANA STATE 27

Box Score (Final) 2016 Weber State Football Montana State vs Weber State (Oct 15, 2016 at Ogden, Utah)

Score by Quarters	1	2	3	4	Total
Montana State	7	7	7	6	27
Weber State	21	21	0	3	45

Qtr Time Scoring play

1st	07:38	WSU - Cam Livingston 18 yd pass from Jadrian Clark (Taylor Hintze kick), 11-79 5:47
	05:14	WSU - Cory Thomson 5 yd pass from Jadrian Clark (Taylor Hintze kick), 4-24 1:24
	04:29	WSU - Cam Livingston 7 yd pass from Jadrian Clark (Taylor Hintze kick), 2-26 0:39
	01:36	MSU - Gunnar Brekke 39 yd pass from Chris Murray (Gabe Peppenger kick), 7-79 2:47
2nd	13:21	WSU - Haini Moimoi 3 yd run (Taylor Hintze kick), 8-67 3:07
	10:02	MSU - Jayshawn Gates 14 yd pass from Chris Murray (Gabe Peppenger kick), 7-75 3:19
	05:31	WSU - Tui Satuala 33 yd pass from Jadrian Clark (Taylor Hintze kick), 8-65 4:31
	00:50	WSU - Haini Moimoi 2 yd run (Taylor Hintze kick), 8-67 3:06
3rd	05:44	MSU - Chad Newell 1 yd run (Gabe Peppenger kick), 8-75 4:33
4th	14:07	WSU - Taylor Hintze 35 yd field goal, 12-57 6:37
	00:00	MSU - Cameron Sutton 27 yd pass from Chris Murray, 1-27 0:08

	MSU	WSU
FIRST DOWNS	19	27
RUSHES-YARDS (NET)	35-179	39-169
PASSING YDS (NET)	199	266
Passes Att-Comp-Int	18-10-2	34-26-0
TOTAL OFFENSE PLAYS-YARDS	53-378	73-435
Fumble Returns-Yards	0-0	0-0
Punt Returns-Yards	1-47	1--1
Kickoff Returns-Yards	4-76	1-30
Interception Returns-Yards	0-0	2-6
Punts (Number-Avg)	4-39.0	3-48.3
Fumbles-Lost	2-2	0-0
Penalties-Yards	6-70	6-50
Possession Time	22:58	37:02
Third-Down Conversions	3 of 8	4 of 10
Fourth-Down Conversions	0 of 0	1 of 2
Red-Zone Scores-Chances	2-2	6-6
Sacks By: Number-Yards	1-4	1-7



RUSHING: Montana State-Chris Murray 19-131; Chad Newell 9-30; Gunnar Brekke 5-14; Nick LaSane 1-6; Jayshawn Gates 1-minus 2. Weber State-Haini Moimoi 20-85; Jadrian Clark 11-40; Emmanuel Pooler 5-39; Stefan Cantwell 1-6; Drew Batchelor 1-1; Zach Smith 1-minus 2.

PASSING: Montana State-Chris Murray 10-18-2-199. Weber State-Jadrian Clark 26-34-0-266.

RECEIVING: Montana State-Keon Stephens 2-50; Mitch Herbert 2-44; Gunnar Brekke 2-42; Cameron Sutton 1-27; Austin Barth 1-17; Jayshawn Gates 1-14; Kevin Kassis 1-5. Weber State-Tui Satuala 5-73; Cam Livingston 5-60; Andrew Vollert 4-49; Drew Batchelor 4-30; Haini Moimoi 2-14; Chandler Tunney 2-14; Darryl Denby 2-9; Emmanuel Pooler 1-12; Cory Thomson 1-5.

INTERCEPTIONS: Montana State-None. Weber State-Xequille Harry 1-6; Elias Miller 1-0.

FUMBLES: Montana State-Logan Jones 1-1; Chris Murray 1-1. Weber State-None.

Montana State (2-5,0-4) vs. Weber State (4-2,3-0)
Date: Oct 15, 2016 • Site: Ogden, Utah • Stadium: Stewart Stadium
Attendance: 7148

Kickoff time: 1:40 pm • End of Game: 4:30 • Total elapsed time: 2:50
Officials: Referee: Scott Root; Linesman: Sean Burrow; Line judge: Justin Robinson;
Back judge: Chris Storey; Field judge: Daniel Wilkins; Side judge: Dan Andreason;
Temperature: 68 • Wind: SW 6mph • Weather: Sunny

GAME 7 - WEBER STATE 37, SOUTHERN UTAH 36

Box Score (Final) 2016 Weber State Football Weber State vs Southern Utah (Oct 22, 2016 at Cedar City, Utah)

Score by Quarters	1	2	3	4	Total
Weber State	0	6	8	23	37
Southern Utah	14	9	13	0	36

Qtr Time Scoring play

1st	12:31	SUU - Patrick Tyler 19 yd run (Keita Calhoun kick), 9-75 2:29
	07:06	SUU - Isaiah Diego-Wi 37 yd pass from Patrick Tyler (Keita Calhoun kick), 2-37 0:42
2nd	11:14	WSU - T. Garrett 33 yd pass from Jadrian Clark (Taylor Hintze kick blockd), 9-63 4:51
	11:14	SUU - Josh Thornton PAT return
	06:54	SUU - Mike Sharp 55 yd pass from Patrick Tyler (Keita Calhoun kick), 5-73 1:30
3rd	11:25	WSU - Cam Livingston 15 yd pass from Jadrian Clark (Stefan Cantwell rush), 9-75 3:35
	08:24	SUU - Patrick Tyler 1 yd run (Patrick Tyler pass failed), 9-75 3:01
	00:14	SUU - Raysean Pringle 36 yd run (Keita Calhoun kick), 3-36 0:57
4th	07:15	WSU - Stefan Cantwell 10 yd run (Taylor Hintze kick), 5-74 1:39
	05:47	WSU - TEAM safety
	02:21	WSU - Andrew Vollert 11 yd pass from Jadrian Clark (Taylor Hintze kick), 14-65 3:26
	00:31	WSU - Darryl Denby 40 yd pass from Jadrian Clark (Taylor Hintze kick), 4-65 0:42

	WSU	SUU
FIRST DOWNS	26	24
RUSHES-YARDS (NET)	30-123	46-230
PASSING YDS (NET)	416	239
Passes Att-Comp-Int	52-31-1	36-20-1
TOTAL OFFENSE PLAYS-YARDS	82-539	82-469
Fumble Returns-Yards	0-0	0-0
Punt Returns-Yards	3-28	0-0
Kickoff Returns-Yards	1-0	3-20
Interception Returns-Yards	1-0	1-18
Punts (Number-Avg)	5-51.2	6-50.0
Fumbles-Lost	1-1	2-0
Penalties-Yards	9-65	6-60
Possession Time	31:10	28:50
Third-Down Conversions	4 of 15	5 of 18
Fourth-Down Conversions	2 of 2	3 of 4
Red-Zone Scores-Chances	3-3	2-2
Sacks By: Number-Yards	2-23	2-10



RUSHING: Weber State-Jadrian Clark 14-50; Haini Moimoi 6-33; T. Garrett 8-23; Stefan Cantwell 1-10; Darryl Denby 1-7. Southern Utah-Raysean Pringle 8-84; Malik Brown 14-73; Patrick Tyler 14-43; James Felila 3-23; Jarom Healey 5-21; Logan Parker 1-0; Chris d'Entremo 1-minus 14.

PASSING: Weber State-Jadrian Clark 31-52-1-416. Southern Utah-Patrick Tyler 20-35-0-239; Chris d'Entremo 0-1-1-0.

RECEIVING: Weber State-Andrew Vollert 7-81; Cam Livingston 6-74; Haini Moimoi 5-126; Darryl Denby 5-70; Drew Batchelor 3-10; Cory Thomson 2-3; T. Garrett 1-33; Helam Heimuli 1-10; Chandler Tunney 1-9. Southern Utah-Mike Sharp 5-90; Cameron Chamber 5-22; Malik Brown 3-16; Ty Rutledge 2-18; Raysean Pringle 2-minus 2; S. Wroblewski 1-44; Isaiah Diego-Wi 1-37; Logan Parker 1-14.

INTERCEPTIONS: Weber State-Andrew Vollert 1-0. Southern Utah-Tyler Collet 1-18.

FUMBLES: Weber State-Darryl Denby 1-1. Southern Utah-Raysean Pringle 2-0.

Weber State (5-2,4-0) vs. Southern Utah (3-4,2-3)

Date: Oct 22, 2016 • Site: Cedar City, Utah • Stadium: Eccles Coliseum

Attendance: 8511

Kickoff time: 6:00 PM • End of Game: 9:41 • Total elapsed time: 3:41

Officials:

Temperature: 70 • Wind: • Weather:

GAME 8 - #17 NORTH DAKOTA 27, WEBER STATE 19

Box Score (Final) 2016 Weber State Football Weber State vs #17 North Dakota (Oct 29, 2016 at Grand Forks, N.D.)

Score by Quarters	1	2	3	4	Total
Weber State	0	13	0	6	19
North Dakota	7	0	14	6	27

Qtr Time Scoring play

1st	14:48	UND - John Santiago 100 yd kickoff return (Reid Taubenheim kick)
2nd	05:49	WSU - Darryl Denby 19 yd pass from Jadrian Clark (Taylor Hintze kick), 9-77 4:27
	02:18	WSU - Cory Thomson 1 yd run (Stefan Cantwell rush failed), 4-79 1:48
3rd	06:01	UND - Brady Oliveira 17 yd run (Reid Taubenheim kick), 6-80 3:10
	02:41	UND - Noah Wanzek 2 yd pass from B. Heidlebaugh (Reid Taubenheim kick), 4-17 2:00
4th	05:33	UND - Reid Taubenheim 28 yd field goal, 7-19 3:39
	04:46	WSU - Tui Satuala 16 yd pass from Jadrian Clark (Taylor Hintze kick failed), 3-38 0:36
	01:57	UND - Reid Taubenheim 42 yd field goal, 4-3 0:28

	WSU	UND
FIRST DOWNS	16	12
RUSHES-YARDS (NET)	31-12	45-171
PASSING YDS (NET)	274	41
Passes Att-Comp-Int	37-20-3	15-7-0
TOTAL OFFENSE PLAYS-YARDS	68-286	60-212
Fumble Returns-Yards	0-0	0-0
Punt Returns-Yards	4-22	1-0
Kickoff Returns-Yards	6-219	3-144
Interception Returns-Yards	0-0	3-24
Punts (Number-Avg)	6-43.5	7-44.6
Fumbles-Lost	2-1	1-0
Penalties-Yards	9-98	3-19
Possession Time	31:09	28:51
Third-Down Conversions	3 of 16	4 of 15
Fourth-Down Conversions	2 of 3	1 of 2
Red-Zone Scores-Chances	3-3	3-3
Sacks By: Number-Yards	1-5	7-45



RUSHING: Weber State-Stefan Cantwell 6-15; T. Garrett 7-12; Darryl Denby 1-7; Haini Moimoi 6-6; Cory Thomson 1-1; Jadrian Clark 10-minus 29. North Dakota-John Santiago 13-61; Brady Oliveira 13-48; Travis Toivonen 3-36; Keaton Studsrud 9-30; Ryan Bartels 3-1; De'mun Mercer 1-0; Austin Gordon 1-minus 1; TEAM 2-minus 4.

PASSING: Weber State-Jadrian Clark 20-36-3-274; Stefan Cantwell 0-1-0-0. North Dakota-Keaton Studsrud 4-9-0-26; Ryan Bartels 2-5-0-13; B. Heidlebaugh 1-1-0-2.

RECEIVING: Weber State-Cam Livingston 8-68; Andrew Vollert 5-55; Darryl Denby 2-66; Haini Moimoi 1-47; Tui Satuala 1-16; Helam Heimuli 1-15; Drew Batchelor 1-8; Cory Thomson 1-minus 1. North Dakota-De'mun Mercer 2-21; Travis Toivonen 2-6; Luke Fiedler 1-6; Brady Oliveira 1-6; Noah Wanzek 1-2.

INTERCEPTIONS: Weber State-None. North Dakota-Cole Reyes 2-24; Zach Arnell 1-0.

FUMBLES: Weber State-Jadrian Clark 1-1; Chandler Tunney 1-0. North Dakota-Keaton Studsrud 1-0.

Weber State (5-3,4-1) vs. North Dakota (7-2,6-0)

Date: Oct 29, 2016 • Site: Grand Forks, N.D. • Stadium: Alerus Center

Attendance: 8699

Kickoff time: 1:05 pm • End of Game: 4:07 pm • Total elapsed time: 3:02
 Officials: Referee: Bruce Bondi; Umpire: Vic Winnek; Linesman: Sean Burrow;
 Line judge: Brian Davis; Back judge: Ben Cheffers; Field judge: Mike Bezner;
 Side judge: Richard Hanna;
 Temperature: Inside • Wind: • Weather:

GAME 9 - NORTHERN ARIZONA 33, WEBER STATE 20

Box Score (Final) 2016 Weber State Football Northern Arizona vs Weber State (Nov 05, 2016 at Ogden, UT)

Score by Quarters	1	2	3	4	Total
Northern Arizona	10	10	3	10	33
Weber State	0	7	7	6	20

Qtr Time Scoring play

1st	12:31	NAU - W. Morehand 8 yd pass from Blake Kemp (Griffin Roehler kick), 8-75 2:29
	04:00	NAU - Griffin Roehler 25 yd field goal, 13-83 3:48
2nd	10:01	NAU - Kendyl Taylor 15 yd pass from Blake Kemp (Griffin Roehler kick), 3-29 1:52
	04:34	NAU - Griffin Roehler 36 yd field goal, 10-50 3:47
	00:57	WSU - Cam Livingston 10 yd pass from Jadrian Clark (Jaxon Clark kick), 12-75 3:37
3rd	09:18	NAU - Griffin Roehler 36 yd field goal, 10-72 4:38
	06:48	WSU - Darryl Denby 49 yd pass from Jadrian Clark (Jaxon Clark kick), 6-74 2:23
4th	13:33	NAU - Griffin Roehler 28 yd field goal, 6-53 1:33
	05:47	WSU - T. Garrett 1 yd run (Stefan Cantwell rush failed), 15-80 4:26
	05:14	NAU - Kendyl Taylor 61 yd run (Griffin Roehler kick), 2-75 0:33

	NAU	WSU
FIRST DOWNS	23	20
RUSHES-YARDS (NET)	35-146	28-64
PASSING YDS (NET)	357	309
Passes Att-Comp-Int	41-24-0	50-29-1
TOTAL OFFENSE PLAYS-YARDS	76-503	78-373
Fumble Returns-Yards	0-0	0-0
Punt Returns-Yards	4--6	1-2
Kickoff Returns-Yards	0-0	4-136
Interception Returns-Yards	1-0	0-0
Punts (Number-Avg)	4-40.2	5-42.6
Fumbles-Lost	0-0	1-1
Penalties-Yards	6-23	7-50
Possession Time	30:14	29:46
Third-Down Conversions	7 of 16	9 of 19
Fourth-Down Conversions	0 of 1	2 of 4
Red-Zone Scores-Chances	6-6	2-2
Sacks By: Number-Yards	1-7	0-0



RUSHING: Northern Arizona-Joe Logan 23-74; Kendyl Taylor 7-67; Blake Kemp 1-4; Corbin Jountti 2-3; TEAM 2-minus 2. Weber State-Zach Smith 8-38; Haini Moimoi 7-31; Darryl Denby 1-6; T. Garrett 4-2; Stefan Cantwell 2-1; Emmanuel Pooler 1-minus 1; Jadrian Clark 5-minus 13.

PASSING: Northern Arizona-Blake Kemp 24-41-0-357. Weber State-Jadrian Clark 28-48-1-302; Drew Batchelor 0-1-0-0; Stefan Cantwell 1-1-0-7.

RECEIVING: Northern Arizona-Emmanuel Butler 9-157; W. Morehand 7-59; Kendyl Taylor 4-37; Elijah Marks 3-85; Hunter Burton 1-19. Weber State-Andrew Vollert 8-112; Cam Livingston 8-66; Darryl Denby 6-93; Drew Batchelor 4-34; Tui Satuala 2-4; T. Garrett 1-0.

INTERCEPTIONS: Northern Arizona-Keith Graham 1-0. Weber State-None.

FUMBLES: Northern Arizona-None. Weber State-Chandler Tunney 1-1.

Northern Arizona (5-4,4-2) vs. Weber State (5-4,4-2)

Date: Nov 05, 2016 • Site: Ogden, UT • Stadium: Stewart Stadium

Attendance: 8740

Kickoff time: 12:07 pm • End of Game: 3:28 • Total elapsed time: 03:21

Officials: Referee: Gregg Wilson; Umpire: Th. Pontarelli; Linesman: Benjamin Keller;

Line judge: Ken Wolf; Back judge: Ben Cheffers; Field judge: Brian Beck;

Side judge: Tom Oberweiser;

Temperature: 55 • Wind: ESE 5mph • Weather: Sunny

GAME 10 - WEBER STATE 22, No. 16 CAL POLY 15

Box Score (Final) 2016 Weber State Football #16 Cal Poly vs Weber State (Nov 12, 2016 at Ogden, Utah)

Score by Quarters	1	2	3	4	Total
Cal Poly	0	7	8	0	15
Weber State	12	3	0	7	22

Qtr Time Scoring play

1st	11:41	WSU - Andrew Vollert 18 yd pass from Jadrian Clark (Jaxon Clark kick blockd), 4-33 1:17
	03:29	WSU - Drew Batchelor 16 yd pass from Jadrian Clark (Jaxon Clark kick blockd), 8-88 3:25
2nd	05:44	WSU - Taylor Hintze 33 yd field goal, 9-40 4:04
	00:38	CP - Joe Protheroe 1 yd run (Casey Sublette kick), 7-50 2:35
3rd	07:16	CP - DJ Peluso 19 yd run (DJ Peluso rush), 16-75 7:44
4th	09:09	WSU - Brady May 2 yd run (Taylor Hintze kick), 13-58 6:34

	CP	WSU
FIRST DOWNS	18	16
RUSHES-YARDS (NET)	53-190	28-114
PASSING YDS (NET)	101	181
Passes Att-Comp-Int	17-7-1	32-23-0
TOTAL OFFENSE PLAYS-YARDS	70-291	60-295
Fumble Returns-Yards	0-0	0-0
Punt Returns-Yards	2-5	0-0
Kickoff Returns-Yards	2-33	2-37
Interception Returns-Yards	0-0	1-2
Punts (Number-Avg)	5-31.8	4-40.5
Fumbles-Lost	2-1	0-0
Penalties-Yards	3-25	2-15
Possession Time	46:52	28:08
Third-Down Conversions	9 of 17	8 of 15
Fourth-Down Conversions	1 of 2	1 of 1
Red-Zone Scores-Chances	2-2	4-5
Sacks By: Number-Yards	0-0	1-5



RUSHING: Cal Poly-Joe Protheroe 18-65; Kori Garcia 14-57; DJ Peluso 6-50; Jared Mohamed 3-16; Dano Graves 10-8; J.J. Koski 1-1; Kory Fox 1-minus 7. Weber State-Haini Moimoi 12-54; Emmanuel Pooler 5-20; Darryl Denby 1-19; T. Garrett 3-10; Jadrian Clark 3-9; Brady May 1-2; Stefan Cantwell 2-2; TEAM 1-minus 2.

PASSING: Cal Poly-Dano Graves 7-16-1-101; Kory Fox 0-1-0-0. Weber State-Jadrian Clark 23-32-0-181.

RECEIVING: Cal Poly-Kory Fox 3-32; J.J. Koski 2-43; DJ Peluso 2-26. Weber State-Drew Batchelor 6-64; Andrew Vollert 6-51; Darryl Denby 5-30; Haini Moimoi 3-17; Emmanuel Pooler 2-11; Chandler Tunney 1-8.

INTERCEPTIONS: Cal Poly-None. Weber State-Josh Burton 1-2.

FUMBLES: Cal Poly-Kori Garcia 1-0; Dano Graves 1-1. Weber State-None.

Cal Poly (6-4,4-3) vs. Weber State (6-4,5-2)

Date: Nov 12, 2016 • Site: Ogden, Utah • Stadium: Stewart Stadium
Attendance: 7821

Kickoff time: 12:07 pm • End of Game: 2:50 • Total elapsed time: 2:43
Officials: Referee: Bruce Bondi; Umpire: Vic Winnek; Linesman: Sean Burrow;
Line judge: Brian Davis; Back judge: Chris Storey; Field judge: Mike Bezner;
Side judge: Richard Hanna;
Temperature: 60 • Wind: S 5 mph • Weather: Sunny

GAME 11 - WEBER STATE 34, IDAHO STATE 28

Box Score (Final) 2016 Weber State Football Weber State vs Idaho State (Nov 19, 2016 at Pocatello, Idaho)

Score by Quarters	1	2	3	4	Total
Weber State	14	3	7	10	34
Idaho State	7	14	0	7	28

Qtr Time Scoring play

1st	09:09	WSU - Haini Moimoi 1 yd run (Taylor Hintze kick), 6-60 2:40
	06:24	ISU - Jakori Ford 9 yd run (Zak Johnson kick), 8-75 2:45
	02:43	WSU - T. Garrett 2 yd run (Taylor Hintze kick), 7-75 3:41
2nd	11:01	ISU - KW Williams 21 yd pass from Tanner Gueller (Zak Johnson kick), 7-75 2:04
	04:37	WSU - Taylor Hintze 28 yd field goal, 12-66 6:24
	04:26	ISU - Mitch Gueller 75 yd pass from Tanner Gueller (Zak Johnson kick), 1-75 0:11
3rd	05:44	WSU - Andrew Vollert 46 yd pass from Jadrian Clark (Taylor Hintze kick), 5-72 2:07
4th	14:54	WSU - Drew Batchelor 48 yd pass from Jadrian Clark (Taylor Hintze kick), 6-83 1:18
	08:03	WSU - Taylor Hintze 48 yd field goal, 10-25 5:16
	04:23	ISU - Michael Dean 5 yd pass from Tanner Gueller (Zak Johnson kick), 13-75 3:40

	WSU	ISU
FIRST DOWNS	28	19
RUSHES-YARDS (NET)	48-226	14-80
PASSING YDS (NET)	318	362
Passes Att-Comp-Int	33-22-0	49-30-0
TOTAL OFFENSE PLAYS-YARDS	81-544	63-442
Fumble Returns-Yards	0-0	0-0
Punt Returns-Yards	3-7	1-1
Kickoff Returns-Yards	1-23	2-54
Interception Returns-Yards	0-0	0-0
Punts (Number-Avg)	4-40.8	4-40.5
Fumbles-Lost	0-0	1-1
Penalties-Yards	7-80	3-23
Possession Time	39:09	20:51
Third-Down Conversions	7 of 16	5 of 13
Fourth-Down Conversions	2 of 2	2 of 4
Red-Zone Scores-Chances	4-5	2-2
Sacks By: Number-Yards	0-0	3-25



RUSHING: Weber State-Haini Moimoi 15-101; Emmanuel Pooler 6-44; T. Garrett 10-42; Jacob DeMaio 1-22; Darryl Denby 3-19; Jadrian Clark 10-4; TEAM 3-minus 6. Idaho State-Jakori Ford 5-43; Tanner Gueller 5-24; Michael Dean 3-11; Ty Flanagan 1-2.

PASSING: Weber State-Jadrian Clark 22-33-0-318. Idaho State-Tanner Gueller 30-49-0-362.

RECEIVING: Weber State-Drew Batchelor 6-108; Andrew Vollert 6-90; Darryl Denby 5-60; Tui Satuala 3-49; Haini Moimoi 2-11. Idaho State-Mitch Gueller 10-187; KW Williams 8-86; Michael Dean 6-4; Hagen Graves 2-46; Josh Cook 2-10; Jakori Ford 1-16; Ty Flanagan 1-13.

INTERCEPTIONS: Weber State-None. Idaho State-None.

FUMBLES: Weber State-None. Idaho State-Jakori Ford 1-1.

Weber State (7-4,6-2) vs. Idaho State (2-9,1-7)
Date: Nov 19, 2016 • Site: Pocatello, Idaho • Stadium: Holt Arena
Attendance: 5464

Kickoff time: 2:35 pm • End of Game: 5:50 • Total elapsed time: 3:15
Officials: Referee: Jim Crowley; Umpire: Roger Stewart; Linesman: Bret Shaw;
Line judge: Rob Quello; Back judge: Tad Campbell; Field judge: Mark Jones;
Side judge: Jeff Appelbaum;
Temperature: 70 • Wind: None • Weather: Clear

THE LAST TIME WEBER STATE

RUSHING

Had 400 or more yards.....	417, at Idaho State (2012)
Player rushed for 200 yards or more.....	*289, C.J. Tuckett, at Idaho State (2012)
Player rushed for 150-199 yards.....	152, Treshawn Garrett , vs. UC Davis (2015)
Player rushed for three touchdowns.....	C.J. Tuckett, vs. Northern Arizona (2011)
Player rushed for four touchdowns.....	Vai Tafuna, vs. Montana (2010)
Player rushed for five touchdowns.....	*C.J. Tuckett, at Portland State (2011)

PASSING

Player threw for 400 or more yards.....	416, Jadrian Clark, at Southern Utah (2016)
Player threw 350-399 yards.....	380, Jadrian Clark, vs. Sacramento State (2016)
Player had five passing touchdowns.....	Mike Hoke, at Northern Colorado (2011)
Player had 60 or more pass attempts.....	60, Billy Green at Sacramento State (2014)

RECEIVING

Player had 200 or more yards receiving.....	208, Jon Jefferson, at Idaho State (2000)
Player had 150-199 yards receiving.....	175, Cameron Livingston, at Sacramento State (2014)
Player had 12 or more receptions.....	12, Shaydon Kehano, at Stephen F. Austin (2014)
Player had three receiving touchdowns.....	Shaydon Kehano, at Northern Colorado (2011)
Player had four receiving touchdowns.....	Tim Toone, vs. Sacramento State (2007)
Four different players had TD receptions.....	vs. Northern Colorado (2012)
Had a TD reception of 80 or more yards.....	Shaydon Kehano, vs. Idaho State (2011)

COMBINATION OFFENSE

Player had 100 yards rushing & receiving.....	Trevyn Smith, at Montana (2008)
Player had 300+ all purpose yards.....	303, C.J. Tuckett, at Idaho State (2012)
Player had 450+ total offense yards.....	466, Jadrian Clark, at Southern Utah (2016)

DEFENSE

Player returned an interception for TD.....	Landon Stice, at South Dakota, 2016 (63 yds)
Opponent returned int. for TD.....	Eddie Horn, Northern Arizona, 2015 (28 yards)
Player had three or more interceptions.....	3, Jawian Harrison, vs. Sacramento State (2015)
Player had two fumble recoveries.....	*Danny Mullarkey, vs. McNeese (2012)
Player had two forced fumbles.....	Kevin Linehan, at NAU (2008)
Player returned a fumble for TD.....	Kevin Linehan, vs. UM-West., '08 (94 yds)
Player had four sacks.....	*Trevor Pletcher, vs Idaho St. (2011)
Player had 20 or more tackles.....	23, Anthony Morales, vs. Montana (2012)
Player had two blocked kicks.....	*2, Larry Anderson, vs. MSU (1992)

SPECIAL TEAMS

Player returned a kickoff for TD.....	Erik Wilkes, at #2 North Dakota State, 2015 (100 yds)
Opponent returned kickoff for TD.....	Joshua Kelley, UC Davis, 2016 (91 yds)
Player returned a punt for TD.....	Tim Toone, vs. Northern Arizona, 2009 (90 yds)
Opponent returned punt for TD.....	Naia Ursua, Southern Utah, 2015 (68 yds)
Player made a 50 yard field goal.....	Taylor Hintze, at UC Davis, 2016 (54 yds)
Player made four or more field goals in a game.....	Josh Kealamakia, vs. Sacramento State, 2015 (4-4)
Player had a 70+ yard punt.....	Jacob DeMaio, at Southern Utah (*91 yds)

SCORING

WSU scored 70 or more points.....	73, at Portland State (73-68), 2007
WSU scored 60-69 points.....	62, vs. Montana Western (62-6), 2008
WSU scored 50-59 points.....	50, vs. Stephen F. Austin (50-40), 2013
Allowed 70 or more points.....	70, at Utah State (70-6), 2013
Allowed 60-69 points.....	64, at Texas Tech (64-21), 2010
Allowed 50-59 points.....	52, at South Dakota (52-49(2ot), 2016
WSU shutout an opponent.....	at Northern Colorado (23-0), 2007
WSU shutout a Big Sky opponent.....	at Northern Colorado (23-0), 2007
WSU was shutout.....	vs. Southern Utah (44-0), 2015
WSU was shutout at home.....	vs. Southern Utah (44-0), 2015
WSU was shutout by Big Sky opponent.....	vs. Southern Utah (44-0), 2015

*school record

WEBER STATE CAREER RECORDS WATCH

CAREER TOTAL OFFENSE

	<u>NAME</u>	<u>RUSH</u>	<u>PASS</u>	<u>YARDS</u>	<u>TDs</u>	<u>YEARS</u>
1.	Jamie Martin	80	12,207	12,287	93	1989-92
2.	Cameron Higgins	-13	12,274	12,261	105	2007-10
3.	Jadrian Clark	730	5,605	6,335	44	2013-pres.
4.	Jeff Carlson	-268	6,147	5,879	49	1984-88
5.	Tim Bernal	-7	5,619	5,612	42	1981-83
6.	Bryan Martin	196	5,211	5,407	43	1992-95
7.	Dave Stireman	804	4,592	5,396	43	1984-85
8.	Mike Hoke	541	4,564	5,105	35	2009-12
9.	Trevyn Smith	5,029	0	5,029	52	2006-09
10.	Ian Pizarro	92	4,600	4,692	30	2003-06

CAREER RECEPTIONS

	<u>NAME</u>	<u>REC.</u>	<u>YARDS</u>	<u>TDs</u>	<u>YEARS</u>
1.	Tim Toone	206	3,607	*29	2006-09
	Trevor Shaw	206	2,383	17	1989-93
3.	Peter Macon	177	2,151	15	1986-89
4.	Cam Livingston	171	2,199	11	13-pres.
5.	Wade Orton	170	2,922	18	1984-88
6.	Pokey Eckford	158	2,109	12	1992-95
7.	Shaydon Kehano	153	2,244	20	2010-14
8.	Cam Quayle	149	1,414	10	1994-97
9.	Mike Phillips	148	2,518	19	2006-10
10.	Rick Justice	145	2,036	13	1986-90

CAREER RUSHING

	<u>NAME</u>	<u>YARDS</u>	<u>ATTS.</u>	<u>TDs</u>	<u>YEARS</u>
1.	Trevyn Smith	5,029	997	43	2006-09
2.	Nick Chournos	3,593	735	30	2001-04
3.	Lee White	3,062	648	34	1965-67
4.	Morgan Welch	2,637	507	24	1996-99
5.	Fine Unga	2,298	406	19	1987-88
20.	Kelvin Matthews	1,432	316	11	1979-82
21.	Clemente Sainntin	1,416	328	15	1995-96
22.	Don Reddic	1,333	299	8	1974-75
23.	Brian Gladwell	1,323	302	2	1973-74
24.	Al Butler	1,272	199	7	1971-72
25.	Dwight Richards	1,225	245	12	1990-92
26.	Markeith Ross	1,113	169	12	1993
27.	Mark Billmire	1,097	230	5	1975-77
28.	Treshawn Garrett	1,079	247	10	2015-pres.
29.	Zach Smith	1,073	211	4	2013-pres.

CAREER RECEIVING YARDS

	<u>NAME</u>	<u>YARDS</u>	<u>REC.</u>	<u>TDs</u>	<u>YEARS</u>
1.	Tim Toone	3,607	206	29	2006-09
2.	Wade Orton	2,922	170	18	1984-88
3.	Mike Phillips	2,518	148	19	2006-10
4.	Trevor Shaw	2,383	206	17	1989-93
5.	Shaydon Kehano	2,244	153	20	2010-14
6.	Cam Livingston	2,199	171	11	2013-pres.
7.	Peter Macon	2,151	177	15	1986-89
8.	Taurus McGhee	2,145	134	12	1994-97
9.	Pokey Eckford	2,109	177	12	1992-95
10.	Dave Hall	2,086	138	14	1986-91

CAREER PASSING

	<u>NAME</u>	<u>YARDS</u>	<u>COMP-ATT. - INT.</u>	<u>PCT</u>	<u>TDs</u>	<u>YEARS</u>
1.	Cameron Higgins	12,274	935 - 1,511 - 53	.619	98	2007-10
2.	Jamie Martin	12,207	934 - 1,544 - 56	.605	87	1989-92
3.	Jeff Carlson	6,147	384 - 723 - 33	.531	47	1985-88
4.	Tim Bernal	5,619	509 - 912 - 26	.558	26	1981-83
5.	Jadrian Clark	5,605	464 - 822 - 29	.564	39	2013-pres.
6.	Bryan Martin	5,211	365 - 605 - 14	.603	37	1992-95
7.	Ian Pizarro	4,600	331 - 637 - 21	.520	27	2003-06
8.	Dave Stireman	4,592	299 - 566 - 22	.528	31	1984-85
9.	Mike Hoke	4,564	391-648-14	.603	35	2009-12
10.	Roger Cook	4,451	395 - 643 - 15	.614	26	1995-96

PASS BREAK UPS

CAREER LEADERS

	<u>Name</u>	<u>Breakups</u>	<u>Years</u>
1.	Taron Johnson	33	2014-pres.
2.	Junior Baker	26	1994-97
3.	Ian Franklin	22	1993-96
4.	Josh Morris	19	2007-09
5.	Wade Davis	18	1997-99
6.	David James	16	2010-12
	Terrell Cloud	16	2004-08
	Dewey Crayton	16	2002-05
	Calvin Hampton	16	1985-88
10.	Faron Creighton	15	2007-10
	Matt McFadden	15	2000-03
	Derrick Beatty	15	1991-94

2016 WEBER STATE STATS AND RESULTS

Date	Opponent	Score	Att.
Sept 1, 2016	at Utah State	L 6-45	23008
Sep 10, 2016	at South Dakota	L 49-52	8114
Sep 17, 2016	SACRAMENTO STATE	W 14-7	9746
* Sep 24, 2016	at UC Davis	W 38-35	8426
* Oct 08, 2016	PORTLAND STATE	W 14-10	10217
* Oct 15, 2016	MONTANA STATE	W 45-27	7148
* Oct 22, 2016	at Southern Utah	W 37-36	8511
* Oct 29, 2016	at #17 North Dakota	L 19-27	8699
* Nov 05, 2016	NORTHERN ARIZONA	L 20-33	8740
* Nov 12, 2016	#16 CAL POLY	W 22-15	7821
* Nov 19, 2016	at Idaho State	W 34-28	5464

Record:	Overall	Home	Away	Neutral
All games	7-4	4-1	3-3	0-0
Conference	6-2	3-1	3-1	0-0
Non-Conference	1-2	1-0	0-2	0-0

Rushing	gp	att	gain	loss	net	avg	td	lg	avg/g
T. Garrett	10	124	547	30	517	4.2	5	71	51.7
Haini Moimoi	11	67	325	9	316	4.7	3	37	28.7
Jadrian Clark	11	95	415	150	265	2.8	2	55	24.1
Emmanuel Pooler	8	37	201	2	199	5.4	1	16	24.9
Darryl Denby	11	11	68	9	59	5.4	0	19	5.4
Jacob DeMaio	11	2	57	0	57	28.5	0	35	5.2
Zach Smith	8	11	49	2	47	4.3	0	10	5.9
Stefan Cantwell	8	12	49	15	34	2.8	1	12	4.2
Cory Thomson	11	16	30	1	29	1.8	2	7	2.6
Brady May	10	1	2	0	2	2.0	1	2	0.2
Eric Wilkes	2	1	2	0	2	2.0	0	2	1.0
Drew Batchelor	11	1	1	0	1	1.0	0	1	0.1
Total	11	387	1746	233	1513	3.9	15	71	137.5
Opponents	11	441	2315	202	2113	4.8	19	80	192.1

Passing	gp	effic	comp-att-int	pct	yds	td	lg	avg/g
Jadrian Clark	11	135.05	245-393-12	62.3	2823	22	50	256.6
Stefan Cantwell	8	79.40	1-2-0	50.0	7	0	7	0.9
Drew Batchelor	11	240.20	1-2-0	50.0	6	1	6	0.5
TEAM	7	0.00	0-1-0	0.0	0	0	0	0.0
Total	11	134.96	247-398-12	62.1	2836	23	50	257.8
Opponents	11	126.53	184-331-5	55.6	2168	19	75	197.1

Receiving	gp	no.	yds	avg	td	lg	avg/g
Andrew Vollert	11	57	757	13.3	6	46	68.8
Cam Livingston	9	49	485	9.9	4	36	53.9
Darryl Denby	11	44	525	11.9	5	49	47.7
Drew Batchelor	11	36	371	10.3	3	50	33.7
Tui Satuala	11	17	232	13.6	2	33	21.1
Haini Moimoi	11	15	221	14.7	0	50	20.1
T. Garrett	10	6	44	7.3	1	33	4.4
Cory Thomson	11	6	25	4.2	1	18	2.3
Chandler Tunney	11	5	57	11.4	0	26	5.2
Emmanuel Pooler	8	5	52	10.4	0	24	6.5
Helam Heimuli	8	5	51	10.2	0	15	6.4
Zach Smith	8	1	10	10.0	0	10	1.2
Jadrian Clark	11	1	6	6.0	1	6	0.5
Total	11	247	2836	11.5	23	50	257.8
Opponents	11	184	2168	11.8	19	75	197.1

Field Goals	fg	pct.	01-19	20-29	30-39	40-49	50-99	lg	blk
Taylor Hintze	7-18	38.9	0-0	1-2	4-8	1-5	1-3	54	1

Scoring	td	fg	PAT				dxp	saf	pts
			kick	rush	rcv	pass			
Taylor Hintze	-	7-18	28-30	-	-	-	-	49	
Andrew Vollert	6	-	-	1-1	-	-	-	38	
T. Garrett	6	-	-	-	-	-	-	36	
Darryl Denby	5	-	-	-	-	-	-	30	
Cam Livingston	4	-	-	-	-	-	-	24	
Cory Thomson	3	-	-	-	-	-	-	18	
Haini Moimoi	3	-	-	-	-	-	-	18	
Jadrian Clark	3	-	-	-	-	-	-	18	
Drew Batchelor	3	-	-	-	-	-	-	18	
Tui Satuala	2	-	-	-	-	-	-	12	
Stefan Cantwell	1	-	-	1-3	-	-	-	8	
Cardon Malan	1	-	-	-	-	-	-	6	
Landon Stice	1	-	-	-	-	-	-	6	
Brady May	1	-	-	-	-	-	-	6	
Emmanuel Pooler	1	-	-	-	-	-	-	6	
Total	40	7-18	31-35	2-4	-	0-1	-	298	

Team Statistics	WSU	OPP
FIRST DOWNS	228	217
Rushing	80	100
Passing	136	99
Penalty	12	18
RUSHING YARDAGE	1513	2113
Rushing Attempts	387	441
Average Per Rush	3.9	4.8
Average Per Game	137.5	192.1
TDs Rushing	15	19
PASSING YARDAGE	2836	2168
Comp-Att-Int	247-398-12	184-331-5
Average Per Pass	7.1	6.5
Average Per Catch	11.5	11.8
Average Per Game	257.8	197.1
TDs Passing	23	19
TOTAL OFFENSE	4349	4281
Average Per Play	5.5	5.5
Average Per Game	395.4	389.2
KICK RETURNS: #-Yards	32-823	29-659
PUNT RETURNS: #-Yards	20-72	17-103
INT RETURNS: #-Yards	5-72	12-118
FUMBLES-LOST	12-5	11-7
PENALTIES-Yards	65-583	56-427
PUNTS-AVG	58-43.2	60-40.5
TIME OF POSSESSION/Game	31:51	28:09
3RD-DOWN Conversions	67/168	73/174
4TH-DOWN Conversions	14/18	11/21

Interceptions	no.	yds	avg	td	lg
Landon Stice	1	64	64.0	1	64
Xequille Harry	1	6	6.0	0	6
Josh Burton	1	2	2.0	0	2
Andrew Vollert	1	0	0.0	0	0
Elias Miller	1	0	0.0	0	0

Punting	no.	yds	avg	lg	tb	fc	i20	50+	blk
Jacob DeMaio	56	2451	43.8	91	7	20	18	14	0
Austin Hunt	1	35	35.0	35	0	1	0	0	0
Taylor Hintze	1	20	20.0	20	0	1	1	0	0

Punt Returns	no.	yds	avg	td	lg
Chandler Tunney	11	51	4.6	0	29
Darryl Denby	5	25	5.0	0	10
Colby Child	3	7	2.3	0	4
Elias Miller	1	-11	-11.0	0	0
Total	20	72	3.6	0	29
Opponents	17	103	6.1	0	47

Kick Returns	no.	yds	avg	td	lg
Cory Thomson	24	675	28.1	0	62
Brady May	2	72	36.0	0	37
Adam Rodriguez	2	21	10.5	0	11
Brandon Sherlin	1	9	9.0	0	9
Kevin Smith	1	18	18.0	0	18
Eric Wilkes	1	9	9.0	0	9
Auston Tesch	1	19	19.0	0	19
Total	32	823	25.7	0	62
Opponents	29	659	22.7	2	100

All Purpose	g	rush	rcv	pr	kr	ir	total	avg/g
Andrew Vollert	11	0	757	0	0	0	757	68.8
Cory Thomson	11	29	25	0	675	0	729	66.3
Darryl Denby	11	59	525	25	0	0	609	55.4
T. Garrett	10	517	44	0	0	0	561	56.1
Haini Moimoi	11	316	221	0	0	0	537	48.8
Total	11	1513	2836	72	823	72	5316	483.3
Opponents	11	2113	2168	103	659	118	5161	469.2

Total Offense	q	plays	rush	pass	total	avg/q
---------------	---	-------	------	------	-------	-------

2016 TEAM STATS

Team Statistics	WSU	OPP
SCORING	298	315
Points Per Game	27.1	28.6
Points Off Turnovers	44	54
FIRST DOWNS	228	217
Rushing	80	100
Passing	136	99
Penalty	12	18
RUSHING YARDAGE	1513	2113
Yards gained rushing	1746	2315
Yards lost rushing	233	202
Rushing Attempts	387	441
Average Per Rush	3.9	4.8
Average Per Game	137.5	192.1
TDs Rushing	15	19
PASSING YARDAGE	2836	2168
Comp-Att-Int	247-398-12	184-331-5
Average Per Pass	7.1	6.5
Average Per Catch	11.5	11.8
Average Per Game	257.8	197.1
TDs Passing	23	19
TOTAL OFFENSE	4349	4281
Total Plays	785	772
Average Per Play	5.5	5.5
Average Per Game	395.4	389.2
KICK RETURNS: #-Yards	32-823	29-659
PUNT RETURNS: #-Yards	20-72	17-103
INT RETURNS: #-Yards	5-72	12-118
KICK RETURN AVERAGE	25.7	22.7
PUNT RETURN AVERAGE	3.6	6.1
INT RETURN AVERAGE	14.4	9.8
FUMBLES-LOST	12-5	11-7
PENALTIES-Yards	65-583	56-427
Average Per Game	53.0	38.8
PUNTS-Yards	58-2506	60-2433
Average Per Punt	43.2	40.5
Net punt average	39.0	38.0
KICKOFFS-Yards	55-3465	58-3580
Average Per Kick	63.0	61.7
Net kick average	39.2	37.6
TIME OF POSSESSION/Game	31:51	28:09
3RD-DOWN Conversions	67/168	73/174
3rd-Down Pct	40%	42%
4TH-DOWN Conversions	14/18	11/21
4th-Down Pct	78%	52%
SACKS BY-Yards	11-77	21-132
MISC YARDS	20	35
TOUCHDOWNS SCORED	40	40
FIELD GOALS-ATTEMPTS	7-18	11-14
ON-SIDE KICKS	0-0	0-1
RED-ZONE SCORES	(33-39) 85%	(33-35) 94%
RED-ZONE TOUCHDOWNS	(27-39) 69%	(24-35) 69%
PAT-ATTEMPTS	(31-35) 89%	(36-36) 100%
ATTENDANCE	43672	62222
Games/Avg Per Game	5/8734	6/10370
Neutral Site Games		0/0

Score by Quarters	1st	2nd	3rd	4th	OT	Total
Weber State	83	83	50	75	7	298
Opponents	83	75	58	89	10	315

2016 DEFENSIVE STATS

#	Defensive Leaders	gp	Tackles				Sacks	Pass defense			Fumbles		blkd	
			ua	a	tot	tfl/yds		no-yds	int-yds	brup	qbh	rcv-yds	ff	kick
45	Landon Stice	11	46	50	96	8.0-23	0.5-4	1-64	.	1	.	1	.	.
23	Tre'von Johnson	11	42	45	87	10.5-37	3.5-21	.	4	2	1-0	1	.	.
7	Josh Burton	11	45	38	83	0.5-0	.	1-2	1	.	1-0	2	.	.
58	LeGrand Toia	10	35	30	65	7.0-10	1.0-2	.	3	2	.	1	.	.
94	Jonah Williams	11	17	33	50	2.0-3	.	.	.	1	.	.	1	.
34	Arnold Lopez	11	30	18	48	4.5-6	.	.	2	.	.	1	.	.
21	Taron Johnson	11	34	11	45	5.0-19	.	.	12	.	1-0	.	.	.
90	McKay Murphy	11	9	26	35	2.5-8	1.0-3	.	2
22	Xequille Harry	11	25	6	31	1.0-1	.	1-6	7	1
44	Cardon Malan	11	11	19	30	7.0-11	.	.	1	3	1-1	.	.	.
30	Trey Hoskins	11	20	6	26	1.0-7	1.0-7	.	5	.	1-0	.	.	.
52	R. Henderson	11	5	19	24	1.5-4
42	Adam Rodriguez	10	10	10	20	3.0-14	1.0-9
35	Cory Thomson	11	13	6	19	1.0-1
99	Filipe Sitake	11	7	12	19	1	.	.
25	Jared Afalava	3	11	6	17	2.5-18	1.0-11	1	.	.
93	Junior Latu	11	7	8	15	2.0-4	.	.	.	1
29	Elias Miller	11	7	6	13	.	.	1-0	1
98	Adam Lewis	8	1	10	11	1.0-2	1	.
27	Dre Snowden	9	7	2	9	3.0-17	1.0-14	.	2	.	1-0	.	.	.
53	Auston Tesch	11	6	3	9	1.0-1
97	Likio Pope	7	3	4	7	1
16	Justus Brown	10	2	4	6	1.0-2
9	Jalen Fields	10	1	4	5	.	.	.	1
41	Brady May	10	4	1	5
92	Kawika Tupuola	8	2	2	4	1.0-6	1.0-6	.	.	1	1-0	.	.	.
43	Kevin Smith	6	2	1	3	1	.	.
37	Mitch Tulane	1	2	1	3
95	Gordon Moimoi	10	.	2	2
40	Luke Latteier	4	2	.	2
31	Haini Moimoi	11	2	.	2
47	Taylor Hintze	11	.	2	2
26	T. Garrett	10	1	1	2
17	Alema Key	1	1	1	2
39	Cooper Clark	3	.	2	2
83	Chandler Tunney	11	.	1	1
33	Tui Satuala	11	1	.	1
74	Cameron Young	11	.	1	1
69	Brady Simpson	8	1	.	1
65	Baron Bruce	11	.	1	1
55	Iosua Opeti	11	1	.	1
82	Deondre Hambric	4	.	1	1
11	Stefan Cantwell	8	1	.	1
10	Jadrian Clark	11	1	.	1
6	Drew Batchelor	11	1	.	1
TM	TEAM	7	1
87	Andrew Vollert	11	1-0
Total		11	416	393	809	66-194	11-77	5-72	41	13	7-1	9	2	1
Opponents		11	400	430	830	61-224	21-132	12-118	37	13	5-0	7	4	.

2016 COMPARISON GAME-BY-GAME STATS

2016 Weber State Football Weber State Team Game-by-Game Comparison (as of Nov 21, 2016) All Games

Opponent	Score	Total	First Downs	Rushing	Passing	Total Offense	Return	Turn-		
		Rush	Pass	Pen	Number-Yards	Comp-Air-Int	Yards	Yards	Overs	
Utah State	6-45	16 / 23	6 / 16	8 / 7	2 / 0	41-108 / 44-428	15-27-1 / 11-17-0	137 / 100	28 / 66	1 / 0
South Dakota	49-52	16 / 29	5 / 16	11 / 10	0 / 3	34-160 / 66-310	22-34-2 / 23-40-1	213 / 181	165 / 172	2 / 3
SACRAMENTO STATE	14-7	23 / 16	10 / 8	13 / 6	0 / 2	35-140 / 35-145	25-35-1 / 16-37-0	380 / 125	13 / 28	3 / 0
UC Davis	38-35	24 / 16	10 / 5	13 / 10	1 / 1	37-212 / 26-98	22-39-2 / 22-36-0	251 / 282	214 / 197	2 / 1
PORTLAND STATE	14-10	15 / 18	11 / 7	3 / 9	1 / 2	36-185 / 42-136	12-25-1 / 14-25-0	86 / 181	37 / 1	1 / 0
MONTANA STATE	45-27	27 / 19	5 / 10	18 / 7	4 / 2	39-169 / 35-179	26-34-0 / 10-18-2	266 / 199	35 / 123	0 / 4
Southern Utah	37-36	26 / 24	8 / 11	17 / 11	1 / 2	30-123 / 46-230	31-52-1 / 20-36-1	416 / 239	28 / 38	2 / 1
North Dakota	19-27	16 / 12	3 / 7	11 / 2	2 / 3	31-12 / 45-171	20-37-3 / 7-15-0	274 / 41	241 / 168	4 / 0
NORTHERN ARIZONA	20-33	20 / 23	3 / 6	17 / 16	0 / 1	28-64 / 35-146	29-50-1 / 24-41-0	309 / 357	138 / -6	2 / 0
CAL POLY	22-15	17 / 18	7 / 12	10 / 6	0 / 0	28-114 / 53-190	23-32-0 / 7-17-1	186 / 101	39 / 38	0 / 2
Idaho State	34-28	28 / 19	12 / 2	15 / 15	1 / 2	48-226 / 14-80	22-33-0 / 30-49-0	318 / 362	30 / 55	0 / 1
Totals	298-315	228 / 217	80 / 100	136 / 99	12 / 18	387-1513 / 441-2113	247-398-12 / 184-331-5	2836 / 2168	968 / 880	17 / 12

Opponent	3rd Down	4th Down	Time of Possession	TOP Margin	Avg Yds/Rush	Avg Yds/Pass	Avg Yds/Play	Punting	Penalties	Sacks
	Conversions	Conversions						Number-Avg	Number-Yards	
Utah State	8-19 / 9-12	0-0 / 0-0	34:50 / 25:10	9:40	2.6 / 9.7	5.1 / 5.9	3.6 / 8.7	7-42.9 / 2-19.5	2-15 / 4-30	0 / 2
South Dakota	8-17 / 16-28	0-0 / 3-5	29:19 / 30:41	-1:22	4.7 / 4.7	6.3 / 4.5	5.5 / 4.6	7-36.6 / 5-48.8	7-70 / 7-54	2 / 2
SACRAMENTO STATE	2-12 / 4-17	1-1 / 0-1	31:42 / 28:18	3:24	4.0 / 4.1	10.9 / 3.4	7.4 / 3.8	8-40.4 / 11-36.5	4-35 / 4-12	1 / 2
UC Davis	5-14 / 4-14	2-2 / 0-0	32:10 / 27:50	4:20	5.7 / 3.8	6.4 / 7.8	6.1 / 6.1	5-48.2 / 6-41.7	10-85 / 5-41	1 / 1
PORTLAND STATE	9-16 / 7-16	1-1 / 1-2	25:53 / 34:07	-8:14	5.1 / 3.2	3.4 / 7.2	4.4 / 4.7	4-46.5 / 6-41.5	2-20 / 9-70	2 / 0
MONTANA STATE	4-10 / 3-8	1-2 / 0-0	37:02 / 22:58	14:04	4.3 / 5.1	7.8 / 11.1	6.0 / 7.1	3-48.3 / 4-39.0	6-50 / 6-70	1 / 1
Southern Utah	4-15 / 5-18	2-2 / 3-4	31:10 / 28:50	2:20	4.1 / 5.0	8.0 / 6.6	6.6 / 5.7	5-51.2 / 6-50.0	9-65 / 6-60	2 / 2
North Dakota	3-16 / 4-15	2-3 / 1-2	31:09 / 28:51	2:18	0.4 / 3.8	7.4 / 2.7	4.2 / 3.5	6-43.5 / 7-44.6	9-98 / 3-19	1 / 7
NORTHERN ARIZONA	9-19 / 7-16	2-4 / 0-1	29:46 / 30:14	-0:28	2.3 / 4.2	6.2 / 8.7	4.8 / 6.6	5-42.6 / 4-40.2	7-50 / 6-23	0 / 1
CAL POLY	8-14 / 9-17	1-1 / 1-2	28:08 / 31:52	-3:44	4.1 / 3.6	5.8 / 5.9	5.0 / 4.2	4-40.5 / 5-31.8	2-15 / 3-25	1 / 0
Idaho State	7-16 / 5-13	2-2 / 2-4	39:09 / 20:51	18:18	4.7 / 5.7	9.6 / 7.4	6.7 / 7.0	4-40.8 / 4-40.5	7-80 / 3-23	0 / 3
Totals	67-168 / 73-174	14-18 / 11-21	350:18 / 309:42	40:36	3.9 / 4.8	7.1 / 6.5	5.5 / 5.5	58-43.2 / 60-40.5	65-583 / 56-427	11 / 21

Note: Game totals are displayed in the format TEAM/OPPONENT for each category

RED ZONE STATS

Weber State Inside Opponent Red-Zone

Date	Opponent	Score	Times In RZ	Times Scored	Total Pts	Rush TDs	Pass TDs	FGs Made	Failed to score inside RZ						
									FGA	Down	Int	Fumb	Half	Game	
Sept 1, 2016	at Utah State	L 6-45	2	1	6	1	1	0	0	1	0	0	0	0	0
Sep 10, 2016	at South Dakota	L 49-52	3	2	14	2	1	1	0	1	0	0	0	0	0
Sep 17, 2016	SACRAMENTO STATE	W 14-7	3	2	14	2	1	1	0	0	0	1	0	0	0
Sep 24, 2016	at UC Davis	W 38-35	4	4	21	2	2	0	2	0	0	0	0	0	0
Oct 08, 2016	PORTLAND STATE	W 14-10	3	2	14	2	1	1	0	1	0	0	0	0	0
Oct 15, 2016	MONTANA STATE	W 45-27	6	6	38	5	2	3	1	0	0	0	0	0	0
Oct 22, 2016	at Southern Utah	W 37-36	3	3	22	3	1	2	0	0	0	0	0	0	0
Oct 29, 2016	at North Dakota	L 19-27	3	3	19	3	1	2	0	0	0	0	0	0	0
Nov 05, 2016	NORTHERN ARIZONA	L 20-33	2	2	13	2	1	1	0	0	0	0	0	0	0
Nov 12, 2016	CAL POLY	W 22-15	5	4	22	3	1	2	1	1	0	0	0	0	0
Nov 19, 2016	at Idaho State	W 34-28	5	4	20	2	2	0	2	0	0	0	0	1	0
Totals			39	33	203	27	14	13	6	4	0	1	0	1	0

33 of 39 (84.6%)

Opponents Inside Weber State Red-Zone

Date	Opponent	Score	Times In RZ	Times Scored	Total Pts	Rush TDs	Pass TDs	FGs Made	Failed to score inside RZ						
									FGA	Down	Int	Fumb	Half	Game	
Sept 1, 2016	at Utah State	L 6-45	4	4	24	3	3	0	1	0	0	0	0	0	0
Sep 10, 2016	at South Dakota	L 49-52	5	5	31	4	1	3	1	0	0	0	0	0	0
Sep 17, 2016	SACRAMENTO STATE	W 14-7	2	1	7	1	1	0	0	1	0	0	0	0	0
Sep 24, 2016	at UC Davis	W 38-35	4	4	25	3	0	3	1	0	0	0	0	0	0
Oct 08, 2016	PORTLAND STATE	W 14-10	3	2	10	1	1	0	1	0	1	0	0	0	0
Oct 15, 2016	MONTANA STATE	W 45-27	2	2	14	2	1	1	0	0	0	0	0	0	0
Oct 22, 2016	at Southern Utah	W 37-36	2	2	13	2	2	0	0	0	0	0	0	0	0
Oct 29, 2016	at North Dakota	L 19-27	3	3	17	2	1	1	1	0	0	0	0	0	0
Nov 05, 2016	NORTHERN ARIZONA	L 20-33	6	6	26	2	0	2	4	0	0	0	0	0	0
Nov 12, 2016	CAL POLY	W 22-15	2	2	15	2	2	0	0	0	0	0	0	0	0
Nov 19, 2016	at Idaho State	W 34-28	2	2	14	2	1	1	0	0	0	0	0	0	0
Totals			35	33	196	24	13	11	9	1	1	0	0	0	0

33 of 35 (94.3%)

BY QUARTER

3rd-Down Conversions

Date	Opponent	Score	Overall	1st Qtr	2nd Qtr	3rd Qtr	4th Qtr	Overtime
Sept 1, 2016	at Utah State	L 6-45	8-19 42.1	1-5 20.0	3-5 60.0	2-4 50.0	2-5 40.0	
Sep 10, 2016	at South Dakota	L 49-52	8-17 47.1	0-1 0.0	3-5 60.0	3-4 75.0	1-5 20.0	1-2 50.0
Sep 17, 2016	SACRAMENTO STATE	W 14-7	2-12 16.7	1-3 33.3	0-2 0.0	1-4 25.0	0-3 0.0	
Sep 24, 2016	at UC Davis	W 38-35	5-14 35.7	1-1 100.0	1-3 33.3	1-4 25.0	2-6 33.3	
Oct 08, 2016	PORTLAND STATE	W 14-10	9-16 56.2	2-4 50.0	3-5 60.0	1-2 50.0	3-5 60.0	
Oct 15, 2016	MONTANA STATE	W 45-27	4-10 40.0	2-2 100.0	1-2 50.0	1-2 50.0	0-4 0.0	
Oct 22, 2016	at Southern Utah	W 37-36	4-15 26.7	0-3 0.0	2-6 33.3	0-1 0.0	2-5 40.0	
Oct 29, 2016	at North Dakota	L 19-27	3-16 18.8	1-4 25.0	1-4 25.0	1-5 20.0	0-3 0.0	
Nov 05, 2016	NORTHERN ARIZONA	L 20-33	9-19 47.4	2-3 66.7	3-5 60.0	2-5 40.0	2-6 33.3	
Nov 12, 2016	CAL POLY	W 22-15	8-14 57.1	2-2 100.0	2-5 40.0	0-1 0.0	4-6 66.7	
Nov 19, 2016	at Idaho State	W 34-28	7-16 43.8	1-1 100.0	1-4 25.0	1-5 20.0	4-6 66.7	
Weber State			67-168 39.9	13-29 44.8	20-46 43.5	13-37 35.1	20-54 37.0	1-2 50.0
Opponents			73-174 42.0	28-47 59.6	16-43 37.2	17-39 43.6	10-42 23.8	2-3 66.7

4th-Down Conversions

Date	Opponent	Score	Overall	1st Qtr	2nd Qtr	3rd Qtr	4th Qtr	Overtime
Sept 1, 2016	at Utah State	L 6-45	0-0 0.0	0-0 0.0	0-0 0.0	0-0 0.0	0-0 0.0	
Sep 10, 2016	at South Dakota	L 49-52	0-0 0.0	0-0 0.0	0-0 0.0	0-0 0.0	0-0 0.0	0-0 0.0
Sep 17, 2016	SACRAMENTO STATE	W 14-7	1-1 100.0	0-0 0.0	0-0 0.0	0-0 0.0	1-1 100.0	
Sep 24, 2016	at UC Davis	W 38-35	2-2 100.0	0-0 0.0	1-1 100.0	1-1 100.0	0-0 0.0	
Oct 08, 2016	PORTLAND STATE	W 14-10	1-1 100.0	0-0 0.0	0-0 0.0	0-0 0.0	1-1 100.0	
Oct 15, 2016	MONTANA STATE	W 45-27	1-2 50.0	0-0 0.0	1-1 100.0	0-1 0.0	0-0 0.0	
Oct 22, 2016	at Southern Utah	W 37-36	2-2 100.0	0-0 0.0	1-1 100.0	0-0 0.0	1-1 100.0	
Oct 29, 2016	at North Dakota	L 19-27	2-3 66.7	1-1 100.0	1-1 100.0	0-0 0.0	0-1 0.0	
Nov 05, 2016	NORTHERN ARIZONA	L 20-33	2-4 50.0	0-0 0.0	0-0 0.0	0-1 0.0	2-3 66.7	
Nov 12, 2016	CAL POLY	W 22-15	1-1 100.0	0-0 0.0	0-0 0.0	0-0 0.0	1-1 100.0	
Nov 19, 2016	at Idaho State	W 34-28	2-2 100.0	0-0 0.0	0-0 0.0	2-2 100.0	0-0 0.0	
Weber State			14-18 77.8	1-1 100.0	4-4 100.0	3-5 60.0	6-8 75.0	0-0 0.0
Opponents			11-21 52.4	0-4 0.0	0-2 0.0	3-4 75.0	8-11 72.7	0-0 0.0

Time of Possession

Date	Opponent	Score	Overall	1st Qtr	2nd Qtr	3rd Qtr	4th Qtr	Overtime
Sept 1, 2016	at Utah State	L 6-45	34:50	10:06	10:23	4:09	10:12	
Sep 10, 2016	at South Dakota	L 49-52	29:19	2:14	8:41	8:43	9:41	0:00
Sep 17, 2016	SACRAMENTO STATE	W 14-7	31:42	7:23	6:35	10:24	7:20	
Sep 24, 2016	at UC Davis	W 38-35	32:10	7:40	7:43	7:25	9:22	
Oct 08, 2016	PORTLAND STATE	W 14-10	25:53	6:35	7:26	4:31	7:21	
Oct 15, 2016	MONTANA STATE	W 45-27	37:02	9:26	9:32	10:27	7:37	
Oct 22, 2016	at Southern Utah	W 37-36	31:10	6:34	8:50	8:01	7:45	
Oct 29, 2016	at North Dakota	L 19-27	31:09	8:46	7:35	9:19	5:29	
Nov 05, 2016	NORTHERN ARIZONA	L 20-33	29:46	8:43	6:04	7:06	7:53	
Nov 12, 2016	CAL POLY	W 22-15	28:08	6:36	7:23	3:28	10:41	
Nov 19, 2016	at Idaho State	W 34-28	39:09	6:21	11:57	11:06	9:45	
Weber State			Total 350:18	80:24	92:09	84:39	93:06	0:00
			Avg. 31:50	7:18	8:22	7:41	8:27	0:00
Opponents			Total 309:42	84:36	72:51	80:21	71:54	0:00
			Avg. 28:09	7:41	6:37	7:18	6:32	0:00