



# 2011-12 CHATTANOOGA BASKETBALL

REGULAR-SEASON SOCON CHAMPS: 1981, 1982, 1983, 1985, 1986, 1989, 1991, 1992, 1993, 1994

SOCON DIVISION CHAMPS: 1995, 1997, 1998, 2002, 2005, 2008, 2009, 2011

SOCON TOURNAMENT CHAMPS: 1981, 1982, 1983, 1988, 1993, 1994, 1995, 1997, 2005, 2009

NCAA TOURNAMENT: 1981, 1982, 1983, 1988, 1993, 1994, 1995, 1997 (SWEET 16), 2005, 2009

## 2011-12 STATISTICAL LEADERS

POINTS	G	Pts	Pts/G
TAYLOR, Ricky	32	389	12.2
WATTAD, Omar	30	364	12.1
FG PERCENTAGE	FG	ATT	Pct
ZLOVARIC, Drazen	147	268	.549
TAYLOR, Ricky	125	306	.408
FIELD GOAL ATTEMPTS	G	Att	Att/G
WATTAD, Omar	30	337	11.2
TAYLOR, Ricky	32	306	9.6
FIELD GOALS MADE	G	Made	Made/G
ZLOVARIC, Drazen	32	147	4.6
TAYLOR, Ricky	32	125	3.9
3-POINT PERCENTAGE	3FG	ATT	Pct
TAYLOR, Ricky	46	120	.383
WATTAD, Omar	80	224	.357
3-POINT FG ATTEMPTS	G	Att	Att/G
WATTAD, Omar	30	224	7.5
BELL, Keegan	32	196	6.1
3-POINT FGS MADE	G	Made	Made/G
WATTAD, Omar	30	80	2.7
BELL, Keegan	32	51	1.6
FT PERCENTAGE	FT	ATT	Pct
HAMPTON, Dontay	80	98	.816
TAYLOR, Ricky	93	119	.782
FREE THROW ATTEMPTS	G	Att	Att/G
TAYLOR, Ricky	32	119	3.7
HAMPTON, Dontay	32	98	3.1
FREE THROWS MADE	G	Made	Made/G
TAYLOR, Ricky	32	93	2.9
HAMPTON, Dontay	32	80	2.5
REBOUNDS	G	Reb	Reb/G
ZLOVARIC, Drazen	32	206	6.4
MASON, Z.	25	140	5.6
ASSISTS	G	No.	A/G
BELL, Keegan	32	197	6.2
TAYLOR, Ricky	32	60	1.9
STEALS	G	No.	S/G
BELL, Keegan	32	33	1.0
HAMPTON, Dontay	32	32	1.0
OFFENSIVE REBOUNDS	G	No.	Avg/G
BURROUGHS, Jahmal	29	54	1.9
ZLOVARIC, Drazen	32	54	1.7
DEFENSIVE REBOUNDS	G	No.	Avg/G
ZLOVARIC, Drazen	32	152	4.8
BELL, Keegan	32	97	3.0
BLOCKED SHOTS	G	No.	Blk/G
MASON, Z.	25	8	0.3
ZLOVARIC, Drazen	32	6	0.2
MINUTES	G	No.	Min/G
BELL, Keegan	32	1115	34.8
ZLOVARIC, Drazen	32	886	27.7
FOULS	G	No.	Per/G
ZLOVARIC, Drazen	32	68	2.1
BURROUGHS, Jahmal	29	61	2.1
TURNOVERS	G	No.	TO/G
BELL, Keegan	32	91	2.8
TAYLOR, Ricky	32	65	2.0

## CHATTANOOGA (11-21/5-13) • 2011-12 SEASON WRAP NOTES

### PROBABLE STARTERS

Pos.	No.	Name	Ht.	Wt.	Yr.	Pts	Reb	Ast	FG%	3pt%	FT%	Hometown
3	0	Omar Wattad	6-5	216	Sr.-1	12.1	3.8	1.8	34.7	35.7	78.1	Johnson City, Tenn.
<i>Notes: 2nd on Mocs in scoring...ranked nationally in 3pt made per game (39th, 2.7) and 3pt% (54th, 35.7%)</i>												
4	32	Jahmal Burroughs	6-6	206	Sr.-1	4.6	4.4	0.7	55.7	0.0	53.0	New Orleans, La.
<i>Notes: 60 rebounds in last 7 games (8.6 rpg)...34 pts and 20 reb in final 2 games of his career</i>												
5	20	Drazen Zlovaric	6-9	214	Jr.-Tr.	10.2	6.4	0.5	54.9	0.0	55.4	Novi Sad, Serbia
<i>Notes: Led team in Reb &amp; FG%...will be leading returning scorer &amp; rebounder as a senior in 2012-13</i>												
1	3	Keegan Bell	6-1	185	Sr.-2	7.9	3.5	6.2	30.5	26.0	75.0	Huntsville, Ala.
<i>Notes: Mocs all-time assist leader with 538, 10th in SoCon history...15th in nation in assists (led SoCon)</i>												
2	22	Ricky Taylor	6-5	180	Gr.-3	12.2	3.8	1.9	40.8	38.3	78.2	Brownsville, Tenn.
<i>Notes: 6th on DI scoring list with 1,225...topped 1,200 points at Furman...Dec. grad (accounting)</i>												

### IN RESERVE

Pos.	No.	Name	Ht.	Wt.	Yr.	Pts	Reb	Ast	FG%	3pt%	FT%	Hometown
F	1	Lance Stokes	6-6	201	Fr.-HS	2.2	1.2	0.4	53.8	0.0	81.3	Orlando, Fla.
<i>Notes: Started 7 games this season due to injuries at 3 &amp; 4...career-high 11 points at Western Carolina with 5 rebounds</i>												
G	2	Dontay Hampton	6-1	165	Jr.-2	7.1	2.0	1.2	38.2	32.9	81.6	Chattanooga, Tenn.
<i>Notes: Walked on in 2008-09...led squad in FT% (81.6)...2nd to Taylor in FTM (80) &amp; FTA (98)</i>												
F	5	Drew Baker	6-7	199	RSo.-1	1.9	1.7	0.1	55.0	---	31.8	Knoxville, Tenn.
<i>Notes: Walk-on...redshirted as a Soph. in 2010-11...17 min at Western is career high vs. DI competition</i>												
G	10	Martynas Bareika	6-4	186	Fr.-RS	1.2	1.1	0.2	40.0	0.0	33.3	Kedainiai, Lithuania
<i>Notes: Redshirted 2010-11...1st Lithuanian on roster since Mindaugas Katalynas (2004-05)</i>												
G	11	Ronrico White	6-3	165	Fr.-HS	5.0	1.6	0.8	39.5	40.4	65.2	Knoxville, Tenn.
<i>Notes: Season-high 16 pts at App State...8.3 ppg in 17.5 mpg over last 8 shooting 42.1% from 3pt range</i>												
G	12	Trey Brown	6-7	192	Fr.-HS	0.8	0.6	0.3	28.6	33.3	33.3	Brandon, Miss.
<i>Notes: 1st collegiate action came against Warren Wilson (8 min)...scored 1st points in win over Hiwassee</i>												
F	30	Z. Mason	6-5	242	So.-Tr.	5.6	5.6	0.4	38.3	16.7	66.7	Nashville, Tenn.
<i>Notes: 7.8 pts &amp; 7.8 reb/game in SoCon play...25 reb in 3 games (8.3 rpg) after returning from knee injury (7 games missed)</i>												
F	34	Jared Bryant	6-7	234	Fr.-HS	3.2	2.7	0.2	59.6	---	64.1	Cincinnati, Ohio
<i>Notes: 10 pts &amp; 8 reb in home game with Davidson...10.1 mpg was 2nd to White's 13.8 among freshmen</i>												

### TABLE OF CONTENTS

Starters/Game Information.....	1	Bell/Bryant .....	17-18
SoCon Tournament & Championship History.....	2-3	Burroughs/Hampton.....	19-20
Quick Facts/History .....	4	Mason/Stokes .....	21-22
Quick Notes .....	4-6	Taylor/Wattad .....	23-24
2011-12 Schedule .....	5	White/Zlovaric .....	25-26
Last Game .....	5	2011-12 Game Recaps .....	27-40
Mocs Record When.....	6	Highs & Lows - Team/Individual.....	41-42
Player Notes .....	6-7	2011-12 Stats.....	43-47
Superlatives/Starting Lineups/Current Streaks.....	7		
John Shulman/Stats Breakdowns.....	8		
Last Time for the Mocs/Record Watch/Miscellaneous Stats .....	9		
SoCon Standings .....	10		
SoCon Tourney Series Records .....	11		
SoCon Tourney Box Scores under Shulman .....	12-14		
Updated Player Bios.....	15-26		
Baker/Bareika/Brown/Gentle.....	15-16		



# 2011-12 CHATTANOOGA BASKETBALL

**REGULAR-SEASON SOCON CHAMPS: 1981, 1982, 1983, 1985, 1986, 1989, 1991, 1992, 1993, 1994**

**SOCON DIVISION CHAMPS: 1995, 1997, 1998, 2002, 2005, 2008, 2009, 2011**

**SOCON TOURNAMENT CHAMPS: 1981, 1982, 1983, 1988, 1993, 1994, 1995, 1997, 2005, 2009**

**NCAA TOURNAMENT: 1981, 1982, 1983, 1988, 1993, 1994, 1995, 1997 (SWEET 16), 2005, 2009**

## SOCON FINALS SINCE 1977-78

School	Final Appearances	Titles
1) Chattanooga	17	10
2) Davidson	11	7
3) Appalachian State	8	2
tie) East Tennessee State	8	6
5) Marshall	7	3
6) Furman	4	2
7) College of Charleston	4	1
8) UNCG	2	1
tie) Western Carolina	3	1
tie) VMI	2	0
11) Wofford	2	2
tie) Elon	1	0
13) The Citadel	0	0
tie) Georgia Southern	0	0
tie) Samford	0	0

## TOURNAMENT SERIES RECORD BY SCHOOL (UTC VS.)

Appalachian State	8-3
College of Charleston	3-1
The Citadel	1-0
Davidson	5-3
Elon	1-1
Furman	4-3
Georgia Southern	5-1
UNCG	2-2
Samford	1-0
Western Carolina	6-1
Wofford	1-0

## RECORD BY ROUND

First (Since 1993)	3-1 (.750)
Quarters	22-12 (.647)
Semis	17-5 (.773)
Finals	10-7 (.588)
<b>Totals</b>	<b>52-25 (.675)</b>

## MOCS COACHING RECORDS IN TOURNEY

Mack McCarthy (1986-97)	21-7 (.750)
Murray Arnold (1980-85)	12-3 (.800)
<b>John Shulman (2005-present)</b>	<b>10-6 (.625)</b>
Henry Dickerson (1998-2002)	5-5 (.500)
Jeff Lebo (2003-04)	4-2 (.667)
Ron Shumate (1978-79)	0-2 (.000)

## MOCS CHAMPIONSHIP COACHES

Name	Seasons	Titles
Mack McCarthy (1986-97)	12	5
Murray Arnold (1980-85)	6	3
<b>John Shulman (2005-present)</b>	<b>8</b>	<b>2</b>

## SOUTHERN CONFERENCE HISTORY

In its 35-year league history, Chattanooga has won titles, either regular season or tournament, in 19 of those seasons. Eight times, the Mocs won both regular season and tourney titles. The 1988 season is the lone season the Mocs won the tournament title without a regular season one as well.

1980-81: Regular Season Co-Champions/Tournament Champion

1981-82: Regular Season and Tournament Champion

1982-83: Regular Season and Tournament Champion

1984-85: Regular Season Champion

1985-86: Regular Season Champion

1987-88: Tournament Champion

1988-89: Regular Season Champion

1990-91: Regular Season Co-Champion

1991-92: Regular Season Co-Champion

1992-93: Regular Season and Tournament Champion

1993-94: Regular Season and Tournament Champion

1994-95: South Division Champion/Tournament Champion

1996-97: South Division Champion/Tournament Champion

1997-98: South Division Champion

2001-02: South Division Co-Champion

2004-05: North Division Champion/Tournament Champion

2007-08: North Division Co-Champion

2008-09: North Division Co-Champion/Tournament Champion

2010-11: North Division Co-Champion

## SINCE 1977-78 (CO-CHAMPIONSHIPS INCLUDED)

Team	Regular Season	Division	Tournament	Total
<b>CHATTANOOGA</b>	<b>10</b>	<b>8</b>	<b>10</b>	<b>28</b>
Davidson	1	11	7	19
East Tennessee State	3	4	5	12
Appalachian State	3	7	2	12
Marshall	3	2	3	8
College of Charleston	0	7	1	8
Furman	2	0	2	4
Western Carolina	0	3	1	4
Wofford	0	2	2	4
Georgia Southern	0	3	0	3
UNCG	0	2	1	3
Elon	0	1	0	1
The Citadel	0	0	0	0
Samford	0	0	0	0



# 2011-12 CHATTANOOGA BASKETBALL

REGULAR-SEASON SOCON CHAMPS: 1981, 1982, 1983, 1985, 1986, 1989, 1991, 1992, 1993, 1994

SOCON DIVISION CHAMPS: 1995, 1997, 1998, 2002, 2005, 2008, 2009, 2011

SOCON TOURNAMENT CHAMPS: 1981, 1982, 1983, 1988, 1993, 1994, 1995, 1997, 2005, 2009

NCAA TOURNAMENT: 1981, 1982, 1983, 1988, 1993, 1994, 1995, 1997 (SWEET 16), 2005, 2009

## MOCS ALL-TOURNEY PERFORMERS

### 1981

1st Team: Nick Morken, Eric Smith/2nd Team: James Jones

### 1982

1st Team: Nick Morken, Russ Schoene

2nd Team: Stanford Strickland, Willie White

### 1983

1st Team: Skip Clark, Willie White

### 1984

1st Team: Willie White, Gerald Wilkins

2nd Team: Stanford Strickland

### 1985

1st Team: Gerald Wilkins

### 1986

1st Team: Carliss Jeter/2nd Team: James Hunter

### 1988

1st Team: Lance Fulse, Benny Green/2nd Team: Morris Lyons

### 1989

2nd Team: Daren Chandler, Benny Green

### 1991

1st Team: Derrick Kirce/2nd Team: Keith Nelson

### 1992

1st Team: Keith Nelson, Kelly Sutton/2nd Team: LeVert Threats

### 1993

1st Team: Tim Brooks, Daymond Woods

2nd Team: Tee Jay Jackson, Gary Robb

### 1994

1st Team: Brandon Born, Chad Copeland/2nd Team: Roger Smith

### 1995

1st Team: Brandon Born/2nd Team: Pat Henderson

### 1997

1st Team: Johnny Taylor, Willie Young/2nd Team: Chris Mims

### 1998

2nd Team: David Phillips

### 1999

2nd Team: Rashun Coleman

### 2001

1st Team: Toot Young, Dusty Pullian

### 2003

1st Team: Ashley Champion, Jason Rogan/2nd Team: Tim Parker

### 2004

1st Team: Ashley Champion, Alphonso Pugh

2nd Team: Chris Brown

### 2005

1st Team: Mindaugas Katelynas, Casey Long

2nd Team: Alphonso Pugh, Chris Brown

### 2006

2nd Team: Keddrick Mays, Charles Anderson, Jerice Crouch

### 2009

1st Team: Kevin Goffney, Stephen McDowell

2nd Team: Nichaeus Doaks

## SOUTHERN CONFERENCE TOURNAMENT HISTORY

The Mocs are 52-25 (.675) in the SoCon Tournament with 10 titles. UTC is 8-1 at home, 0-3 away and 44-21 on a neutral floor. In Asheville, Chattanooga is 21-9 (.700) with four championships. It has won nine straight in Asheville.

## YEAR-BY-YEAR TOURNAMENT RESULTS

Year	Site	Opponent.....	Result
1978	A	Furman.....	L, 73-83
1979	A	Furman.....	L, 68-86
1980	A	East Tennessee State.....	L, 67-71
1981	H	VMI.....	W, 89-63
1981	N	Western Carolina.....	W, 79-70
1981	N	Appalachian State.....	W, 59-55/Champ.
1982	H	Appalachian State.....	W, 62-53
1982	N	East Tennessee State.....	W, 70-65
1982	N	Davidson.....	W, 69-58/Champ.
1983	N	Appalachian State.....	W, 71-58
1983	N	Western Carolina.....	W, 77-75 (OT)
1983	N	East Tennessee State.....	W, 70-62/Champ.

### SoCon Championship Asheville Years

1984	N	East Tennessee State.....	W, 82-50
1984	N	Furman.....	W, 70-57
1984	N	Marshall.....	L, 107-111/2 OT/Champ.
1985	N	Furman.....	W, 63-60
1985	N	VMI.....	L, 69-71 (OT)
1986	N	The Citadel.....	W, 69-66
1986	N	Appalachian State.....	W, 68-57
1986	N	Davidson.....	L, 40-42/Champ.
1987	N	Western Carolina.....	L, 72-73 (OT)
1988	N	Davidson.....	W, 83-69
1988	N	Marshall.....	W, 71-70
1988	N	VMI.....	W, 75-61/Champ.
1989	N	Western Carolina.....	W, 72-63
1989	N	East Tennessee State.....	L, 73-76
1990	N	VMI.....	L, 69-83
1991	N	Western Carolina.....	W, 84-83
1991	N	East Tennessee State.....	L, 71-104
1992	N	VMI.....	W, 84-49
1992	N	Marshall.....	W, 84-68
1992	N	East Tennessee State.....	L, 63-74/Champ.
1993	N	Furman.....	W, 85-69
1993	N	Davidson.....	W, 72-68
1993	N	East Tennessee State.....	W, 86-75/Champ.
1994	N	Furman.....	W, 85-81
1994	N	Georgia Southern.....	W, 99-91 (OT)
1994	N	Davidson.....	W, 65-64/Champ.
1995	N	Georgia Southern.....	W, 70-66
1995	N	East Tennessee State.....	W, 71-69
1995	N	Western Carolina.....	W, 63-61/Champ.

Year	Site	Opponent.....	Result
2000	N	Western Carolina.....	W, 90-75
2000	N	Appalachian State.....	L, 66-88
2001	N	Appalachian State.....	W, 78-74
2001	N	Georgia Southern.....	W, 84-73
2001	N	UNCG.....	L, 66-67/Champ.
2002	N	UNCG.....	L, 57-67
2003	N	Appalachian State.....	W, 98-67
2003	N	VMI.....	W, 77-58
2003	N	East Tennessee State.....	L, 90-97
2004	N	College of Charleston.....	W, 89-78
2004	N	Georgia Southern.....	W, 90-87
2004	N	East Tennessee State.....	L, 62-78/Champ.
2005	H	East Tennessee State.....	W, 77-70
2005	H	Appalachian State.....	W, 57-51
2005	H	UNCG.....	W, 66-62/Champ.
2006	N	College of Charleston.....	W, 65-53
2006	N	Appalachian State.....	W, 78-75
2006	N	Davidson.....	L, 80-55/Champ.
2007	N	Wofford.....	W, 64-55
2007	N	Davidson.....	L, 68-78
2008	N	Elon.....	L, 57-60
2009	H	Elon.....	W, 79-78
2009	H	Samford.....	W, 81-70
2009	H	College of Charleston.....	W, 80-69/Champ.
2010	N	Georgia Southern.....	W, 82-62
2010	N	College of Charleston.....	L, 69-96
2011	H	Furman.....	L, 52-61.

### SoCon Championship Returns to Asheville

2012	N	Georgia Southern.....	L, 70-76
------	---	-----------------------	----------



# 2011-12 CHATTANOOGA BASKETBALL

REGULAR-SEASON SOCON CHAMPS: 1981, 1982, 1983, 1985, 1986, 1989, 1991, 1992, 1993, 1994

SOCON DIVISION CHAMPS: 1995, 1997, 1998, 2002, 2005, 2008, 2009, 2011

SOCON TOURNAMENT CHAMPS: 1981, 1982, 1983, 1988, 1993, 1994, 1995, 1997, 2005, 2009

NCAA TOURNAMENT: 1981, 1982, 1983, 1988, 1993, 1994, 1995, 1997 (SWEET 16), 2005, 2009

## QUICK FACTS

Official Name ..	University of Tennessee at Chattanooga
Preferred Name/Abbreviation.....	Chattanooga/UTC
Nickname .....	Mocs
Mascot.....	Scrappy (Mockingbird, State Bird of Tenn.)
Location.....	Chattanooga, Tenn.
Founded .....	1886 (125th Anniversary Year)
Colors .....	Navy, Old Gold & Silver
Enrollment.....	11,438
Arena.....	McKenzie Arena
Capacity .....	10,928
Conference.....	Southern (North Division)
UT System President.....	Dr. Joe DiPietro
Chancellor.....	Dr. Roger Brown
Faculty Athletics Representative .....	Dr. Michael Jones
Director of Athletics .....	Rick Hart

## BASKETBALL HISTORY

Season .....	91st
Division I .....	35th
SoCon .....	35th
All-Time Record.....	1,180-961 (.551)
Division I .....	652-412 (.613)
SoCon .....	352-203 (.634)
Winning/Losing/.500 Seasons.....	51/33/7
Division I .....	27/6/2
SoCon Titles .....	28
Regular Season (1978-94) .....	10
Division (1995-present).....	8
Tournament.....	10
NCAA Appearances (10) .....	3-10
Sweet 16 .....	1 (1997)
Years: 1981, 1982, 1983, 1988, 1993, 1994, 1995, 1997, 2005, 2009	
Record at McKenzie Arena .....	356-97 (.786)
SoCon .....	189-52 (.784)
Seasons .....	30th
All-Time SoCon Record.....	352-203 (.634)
Home .....	216-61 (.780)
Away .....	136-142 (.489)
All-Time Head Coaches .....	17
SoCon Honors - All-SoCon (Coaches/Media)...	80 (26/54)
Coach of the Year .....	5
Player of the Year .....	7 (4 Coaches/3 Media)
Tournament MVP .....	9
All-Freshman .....	8

## 2011-12 CHATTANOOGA BASKETBALL ROSTER

No.	Name	Pos.	Ht.	Wt.	Cl.	Hometown (Prev School)	Pronunciation
0	Omar Wattad	G	6-5	216	RSr.	Johnson City, Tenn. (Georgetown)	wah-TODD
1	Lance Stokes	F	6-6	201	Fr.	Orlando, Fla. (Lake Highland Prep)	
2	Dontay Hampton	G	6-1	165	RJr.	Chattanooga, Tenn. (Arts & Sciences)	
3	Keegan Bell	G	6-1	185	RSr.	Huntsville, Ala. (Vanderbilt)	KEE-gun
5	Drew Baker	F	6-7	199	RSo.	Knoxville, Tenn. (Karns)	
10	Martynas Bareika	G	6-4	186	RFr.	Kedainiai, Lithuania (Triobet-Malsta)	mar-TEE-nas buh-RAY-kuh
11	Ronrico White	G	6-3	165	Fr.	Knoxville, Tenn. (Bearden)	
12	Trey Brown	F	6-7	192	Fr.	Brandon, Miss. (Brandon)	
20	Drazen Zlovacic	F	6-9	214	RJr.	Novi Sad, Serbia (Georgia)	DRAH-zen zlo-VAH-rich
22	Ricky Taylor	G	6-5	180	Sr.	Brownsville, Tenn. (Haywood County)	
24	Ryan Gentle	F	6-5	181	RFr.	Nashville, Tenn. (Franklin Road Academy)	
30	Z. Mason	F	6-5	242	RSo.	Nashville, Tenn. (Christ Presbyterian Academy)	
32	Jahmal Burroughs	F	6-6	206	Sr.	New Orleans, La. (Neosho County C.C.)	
34	Jared Bryant	F	6-7	234	Fr.	Cincinnati, Ohio (Roger Bacon)	
^ 44	Sam Watson	F	6-7	235	Jr.	Knoxville, Tenn. (Farragut)	

^Expected to redshirt

**Head Coach:** John Shulman (East Tennessee State 1989), 8th year

**Assistant Coaches:** DeAntoine Beasley (Tennessee Tech 2004), Rick Cabrera (Tennessee Tech 1999), Brent Jolly (Tennessee Tech 2003)

**Dir. of Basketball Ops:** Brian Benator (Georgia 2008)

**Graduate Manager:** Jonathan Adams (Old Dominion 2009) **Athletic Trainer:** B.J. Leyser

## OPENING TIPS

- What's in a name? Depends on who you ask, but as far as the references to the Mocs, the official school name is the University of Tennessee at Chattanooga. The preferred name is simply Chattanooga while the abbreviated form is UTC. There is no hyphenated version (i.e. UT-Chatt, Tenn.-Chatt, Tennessee-Chatt, UT Chatt, etc.). The nickname is simply Mocs. For more information on the unique nickname, please see page 24 of the media guide.
- UTC is 1,180-961 through 91 seasons. The Mocs moved to DI in 1977-78 after the 1977 DII National Championship. In the DI era, Chattanooga is 652-412, 352-203 in the SoCon. The program has posted 27 winning ledgers in 34 DI seasons with 10 trips to the NCAA Tourney. For more on the Mocs' history, see the info in the shaded area to the left.
- Chattanooga is the dominant program since joining the SoCon in 1977-78. The Mocs have 28 championships in 35 seasons including 10 regular-season (division play started in 1994-95), eight division and a league-tying 10 tournament. Davidson is second during that span with 19 (11 division). UTC's 20 regular-season/tourney titles are the most through those 34 campaigns followed by East Tennessee State (now in A-Sun) with eight (3 reg season/5 tourney) and Davidson with eight (1 reg season/7 tourney). The Mocs have won a title of some kind in 19 of its 35 SoCon years.
- The Mocs were at the forefront of mid-major March Madness shockers reaching the Sweet 16 in 1997. This season marked its 15th anniversary and 30th of the UTC's second SoCon Tournament title & first NCAA win (N.C. State) in 1982.
- UTC led the SoCon in assists (14.3) and FG% defense (40.7). Senior captain **Keegan Bell** (Huntsville, Ala.) had the league's best marks in assists (6.2) and assist/turnover ratio (2.2). For UTC team ranking (league & nationally) and SoCon leaders see shaded box on page eight. Individual ranks are in the player notes on pages six and seven.
- Chattanooga ranked among the nation's leaders in several categories. The field goal percentage defense (40.7%) is No. 46 while the Mocs ranked in the top 100 in four others. UTC was 62nd in assists, 64th in three-pointers made per game (7.5), 74th in rebound margin (+2.9) and 88th in three-point field goal percentage defense (32.4%). For complete national rankings, see the shaded box on page eight.



# 2011-12 CHATTANOOGA BASKETBALL

REGULAR-SEASON SOCON CHAMPS: 1981, 1982, 1983, 1985, 1986, 1989, 1991, 1992, 1993, 1994

SOCON DIVISION CHAMPS: 1995, 1997, 1998, 2002, 2005, 2008, 2009, 2011

SOCON TOURNAMENT CHAMPS: 1981, 1982, 1983, 1988, 1993, 1994, 1995, 1997, 2005, 2009

NCAA TOURNAMENT: 1981, 1982, 1983, 1988, 1993, 1994, 1995, 1997 (SWEET 16), 2005, 2009

## 2011-12 SCHEDULE

Nov. 1	TENNESSEE WESLEYAN (Exb.).....	W, 82-64
Nov. 13	(1) @Indiana (B10 Network).....	L, 53-78
Nov. 15	(1) @Butler.....	L, 46-57
Nov. 18	KENNESAW STATE.....	L, 59-65
Nov. 21	WARREN WILSON.....	W, 88-36
Nov. 25	(1) SAVANNAH STATE.....	W, 65-63
Nov. 26	(1) Savannah St. vs. Gardner-Webb.....	SSU, 72-66
Nov. 27	(1) GARDNER-WEBB.....	L, 74-76 (OT)
Dec. 1	*@Georgia Southern.....	L, 76-84
Dec. 3	*@College of Charleston.....	L, 85-87 (2OT)
Dec. 10	@Mercer.....	L, 56-67
Dec. 13	SPALDING.....	W, 98-48
Dec. 17	@Kentucky (CSS).....	L, 62-87
Dec. 21	HIWASSEE.....	W, 95-41
Dec. 29-30	DR PEPPER CLASSIC	
29	Hampton vs. Utah Valley.....	UVU, 42-40
29	(2) Longwood.....	W, 85-50
30	Hampton vs. Longwood.....	HU, 82-79
30	(2) Utah Valley.....	W, 74-59
Jan. 2	@Tennessee (SportSouth).....	L, 63-76
Jan. 5	*WESTERN CAROLINA.....	W, 78-62
Jan. 7	*APPALACHIAN STATE.....	W, 65-63
Jan. 12	*WOFFORD.....	W, 51-48
Jan. 14	*@Samford (SoCon Sports Net).....	L, 70-81
Jan. 19	*@UNCG.....	L, 72-81
Jan. 21	*@Elon.....	L, 87-88
Jan. 26	*DAVIDSON.....	L, 63-64
Jan. 28	*GEORGIA SOUTHERN (DH).....	L, 72-75
Feb. 2	*@Western Carolina (ESPN3.com).....	L, 76-82
Feb. 4	*@Davidson.....	L, 61-88
Feb. 9	*ELON (ESPN3.com).....	W, 83-75
Feb. 11	*UNCG (DH).....	L, 76-77
Feb. 15	*@Appalachian State.....	L, 70-79
Feb. 18	*THE CITADEL.....	L, 46-48
Feb. 23	*@Furman.....	L, 55-65
Feb. 25	*SAMFORD (DH).....	W, 86-78
March 2	(3) Georgia Southern.....	L, 70-76

\*SoCon Game

- (1) Hoosier Classic; Campus Sites/Chattanooga, Tenn.
  - (2) Dr Pepper Classic; Chattanooga, Tenn.
  - (3) Southern Conference Championship; Asheville, N.C.
- ALL TIMES EASTERN AND SUBJECT TO CHANGE

• Head Coach John Shulman completed his eighth season. Under his tutelage, the Mocs have won or shared four SoCon North Division titles including three of the last five - most in SoCon during that span matched only by Davidson. He has led UTC to two NCAA Tournaments with SoCon Tournament titles in 2005 and 2009. Just three schools - UTC, Davidson & Wofford - have advanced to the NCAA Tourney from the SoCon in his eight campaigns.

• The Mocs signed three in the early signing period:  
- Farad Cobb (PG, 6-1, 165, West Palm Beach, Fla.) is the two-time Palm Beach Post Player of the Year after another superb season. He averaged 27.8 points, 6.7 assists and 5.8 rebounds per game as a senior. He is rated as a top 50 PG nationally by ESPN.com (#38).

- Gee McGhee (G, 6-4, 205, Baton Rouge, La.) is a combo guard who can play all three wing positions. He posted 24 points, 11 rebounds and eight assists per game this season after averaging 23.2 points, 6.5 rebounds and 5.3 assists per contest as a junior.

- Josh Warren (F, 6-7 225, Marietta, Ga.) is a high-energy, athletic post player. Warren averaged 7.4 points, 6.2 rebounds and 3.0 blocks per game shooting 54 percent from the field. He played at Fishbourne Military School in Virginia this year on a team that featured 12 DI signees.

## TRENDING

• Dontay Hampton set new career highs of 10 FTM and tied his high as 12 FTM in the SoCon Tourney tilt with Georgia Southern. In the final 2 games, Hampton stepped to the line 24 times making 19 (79.2%).

• Jahmal Burroughs closed the season strong. He scored 34 points with 20 boards in his last 2 games averaging 17 ppg & 10 rpg.

## LAST GAME - GEORGIA SOUTHERN 76, UTC 70

- Chattanooga is now 9-5 when leading with five minutes to play this season... it entered 2011-12 109-5 under John Shulman in such situations.
- The Mocs reserves held a 27-16 advantage in bench scoring.
- UTC had 16 turnovers... the Eagles capitalized on those miscues with 23 points... GSU had 12 points off seven second-half Mocs turnovers.
- Chattanooga shot just 35.8 percent (19-53) from the field, 25.0 percent (6-24) in the second half... Georgia Southern shot 43.9 percent (25-57), 51.9 percent (14-27) after the break.
- The Mocs shot 80 percent from the free throw line, 28-35 for the game... 28 FTM is a new season high, 35 FTA ties the high at Western Carolina (2/2/12).
- UTC led 41-31 on the boards... grabbed 15 offensive rebounds.
- Senior Jahmal Burroughs had 15 points and a career-high 13 rebounds... 6-11 FG and 3-5 FT... came back for final seven games after hamstring injury against Davidson with 60 rebounds in those games averaging 8.6 per game... 6th double digit scoring game this year, 8th career... 2nd double-double... 2nd double-digit rebounding game.
- Junior Dontay Hampton had 13 points off the bench... career highs with 10 FTM and 12 FTA (ties).
- Freshman Ronrico White added 12 points off the bench... 4-8 FG, 2-3 3pt & 2-4 FT.
- Senior Keegan Bell scored 11 points making all six free throw attempts... ends collegiate career with 538 assists with the Mocs, 633 including his freshman year at Vandy... 10th all-time in the SoCon, 1st at UTC... his 197 assists this season is 3rd-best in school history.

Chattanooga 70		3-PT		REB											
No.	Player	FG-FGA	FG-FGA	FT-FTA	OF	DE	TOT	PF	TP	A	TO	BLK	S	MIN	
20	ZLOVARIC, Drazen	3-6	0-0	0-0	1	3	4	2	6	1	0	0	1	29	
32	BURROUGHS, Jahmal	6-11	0-1	3-5	6	7	13	4	15	0	2	0	0	31	
0	WATTAD, Omar	1-5	0-3	3-3	0	2	2	1	5	0	0	0	0	14	
3	BELL, Keegan	2-9	1-6	6-6	1	2	3	3	11	4	4	0	1	36	
22	TAYLOR, Ricky	2-6	0-3	2-3	1	5	6	3	6	1	5	0	0	22	
1	STOKES, Lance	0-0	0-0	0-0	0	0	0	1	0	0	0	0	0	3	
2	HAMPTON, Dontay	1-4	1-2	10-12	0	1	1	0	13	1	1	0	0	27	
11	WHITE, Ronrico	4-8	2-3	2-4	0	0	0	1	12	1	4	0	0	21	
30	MASON, Z.	0-3	0-0	2-2	3	4	7	4	2	0	0	0	0	16	
34	BRYANT, Jared	0-1	0-0	0-0	1	0	1	1	0	0	0	0	0	1	
	TEAM				2	2	4								
<b>Totals</b>		<b>19-53</b>	<b>4-18</b>	<b>28-35</b>	<b>15</b>	<b>26</b>	<b>41</b>	<b>20</b>	<b>70</b>	<b>8</b>	<b>16</b>	<b>0</b>	<b>2</b>	<b>200</b>	

TOTAL FG%	1st Half: 13-29 44.8%	2nd Half: 6-24 25.0%	Game: 35.8%	DEADBALL
3-Pt. FG%	1st Half: 2-9 22.2%	2nd Half: 2-9 22.2%	Game: 22.2%	REBOUNDS
F Throw %	1st Half: 14-17 82.4%	2nd Half: 14-18 77.8%	Game: 80.0%	3,1

Georgia Southern 76		3-PT		REB											
No.	Player	FG-FGA	FG-FGA	FT-FTA	OF	DE	TOT	PF	TP	A	TO	BLK	S	MIN	
32	BASKERVILLE, Cameron	1-3	0-0	3-4	1	2	3	3	5	0	0	0	0	25	
0	DRAYTON, Ben	4-10	1-5	3-4	0	2	2	12	4	1	0	1	0	24	
3	FERGUSON, Eric	9-13	0-2	8-10	0	8	8	3	26	2	5	2	3	35	
5	HEWITT, Jelani	6-15	3-7	0-1	3	6	9	2	15	5	0	0	2	30	
50	POWERS, Willie	1-3	0-0	0-2	0	1	1	4	2	4	0	0	0	14	
1	PERNELL, Jessie	2-4	2-4	0-0	0	0	0	2	6	1	1	0	0	26	
10	BAYNHAM, Marvin	0-1	0-0	0-0	1	0	1	2	0	1	0	0	0	9	
11	BUSSEY, Tré	2-8	2-5	4-4	2	1	3	3	10	0	0	0	2	25	
25	BROWN, Tyrone	0-0	0-0	0-0	0	1	1	3	0	0	1	0	0	4	
34	DUNNICAN, Kameron	0-0	0-0	0-0	0	1	1	4	0	0	1	2	0	8	
	Team				1	1	2								
<b>Totals</b>		<b>25-57</b>	<b>8-23</b>	<b>18-25</b>	<b>8</b>	<b>23</b>	<b>31</b>	<b>28</b>	<b>76</b>	<b>17</b>	<b>9</b>	<b>4</b>	<b>8</b>	<b>200</b>	

TOTAL FG%	1st Half: 11-30 36.7%	2nd Half: 14-27 51.9%	Game: 43.9%	DEADBALL
3-Pt. FG%	1st Half: 4-13 30.8%	2nd Half: 4-10 40.0%	Game: 34.8%	REBOUNDS
F Throw %	1st Half: 8-12 66.7%	2nd Half: 10-13 76.9%	Game: 72.0%	4

Officials: Karl Hess, Samuel Croft, Sidney Cohen  
 Technical fouls: Chattanooga-None. Georgia Southern-None.  
 Attendance: 4741

Score by Periods	1st	2nd	Total
Chattanooga	42	28	70
Georgia Southern	34	42	76



# 2011-12 CHATTANOOGA BASKETBALL

REGULAR-SEASON SOCON CHAMPS: 1981, 1982, 1983, 1985, 1986, 1989, 1991, 1992, 1993, 1994

SOCON DIVISION CHAMPS: 1995, 1997, 1998, 2002, 2005, 2008, 2009, 2011

SOCON TOURNAMENT CHAMPS: 1981, 1982, 1983, 1988, 1993, 1994, 1995, 1997, 2005, 2009

NCAA TOURNAMENT: 1981, 1982, 1983, 1988, 1993, 1994, 1995, 1997 (SWEET 16), 2005, 2009

## MOCS RECORD WHEN...

	2011-12	Shulman
Leading at the half	6-5	96-23
Trailing at the half	5-16	31-99
Tied at the half	0-0	5-5
Leading w/5 minutes to play	9-5	118-10
Trailing w/5 minutes to play	2-16	11-114
Tied w/5 minutes to play	0-0	3-3
+5/-5 with 5 to play	5-9	52-31
Scores 90 or more points	2-0	23-1
80-89	4-2	36-9
70-79	2-9	42-35
60-69	2-4	25-39
Less than 60	1-6	6-43
Margin is 21 or more	4-3	31-31
16-20	1-0	11-15
10-15	1-5	26-25
6-9	2-6	27-29
3-5	1-1	26-15
2	2-3	5-5
1	0-3	6-7
Outrebounding an opponent	9-9	101-54
Opponent outrebounds UTC	1-11	26-67
Rebounds are even	1-1	5-6
More Turnovers than opponent	5-14	66-79
Fewer	6-6	57-38
Same	0-1	9-10
Shooting .500 or better	2-0	46-6
.400-.499	8-9	74-56
Less than .400	1-12	12-65
FG% better than opponent	9-4	111-21
Opponents shoot .500 or better	0-2	7-43
.400-.499	5-13	50-65
.300-.399	2-5	60-19
Less than .300	4-0	15-0
Shooting .500 or better from 3-pt. range	2-1	19-2
.400-.499	2-2	27-19
.300-.399	5-10	55-40
.299 or less	2-8	31-66
Opp. shoot .500 or better from 3-pt. range	1-0	6-17
.400-.499	0-6	19-39
.300-.399	5-10	45-47
Less than .300	5-5	63-24
Attempts 30 or more 3-pt. FG	0-2	12-16
20-29	7-12	65-82
Less than 20	4-6	55-29
Shooting .900 or better from FT	0-0	1-0
.750-.899	1-7	23-23
.600-.749	7-10	77-58
Less than .600	3-4	31-46
Opponent shoots .900 or better from FT	0-2	2-5
.750-.899	1-2	35-35
.600-.749	3-12	48-65
Less than .600	7-5	47-22
Shoots more FT than opponents	9-9	122-63
More Assists than opponent	9-3	77-18
Fewer	2-18	45-102
Same	0-0	10-7
More Blocks than opponent	2-2	43-20
Fewer	6-17	68-94
Same	3-2	21-13
More Steals than opponent	6-6	52-32
Fewer	5-14	63-86
Same	0-1	17-9
Record in November	2-4	17-28
December	4-4	37-22
January	3-6	40-33
February	2-6	28-36
March	0-1	10-8
Record on Sunday	0-2	2-7
Monday	1-1	25-19
Tuesday	1-1	11-8
Wednesday	1-1	11-10
Thursday	4-5	25-23
Friday	2-2	11-7
Saturday	2-9	47-53

- Since returning from injury & playing final 7 games, Burroughs grabbed 60 rebounds (8.6/gm). He posted career highs with 19 points and 3 steals against Samford and 13 rebounds vs. Georgia Southern.
- Ricky Taylor made 187 free throws over last 2 years. Most over 2-year period since former teammate Nicchaeus Doaks (2006-09) nailed 231 in the 2008 and 2009 seasons. Other notables are Ashley Champion (237, 2003-04) and Casey Long (193, 2005-06).
- Z. Mason missed 7 of last 10 games. In the last three he grabbed 25 boards (8.3 rpg).
- This year's FG% Defense (40.7) was 2nd in school history to 2004-05's 40.3 mark.
- Mocs held 11 opponents to 40 percent or less shooting in 2011-12 with 4 below 30 percent.

## PLAYER NOTES

### Keegan Bell (Huntsville, Ala.)

- Led the SoCon in assists at 6.2 per game, 15th nationally, and assist/turnover ratio (2.2), 48th in the country.
- Made the 2012 Bob Cousy Award Watch List for second straight year...MVP of Dr Pepper Classic and all-tournament for Hoosier Classic.
- Mocs career assist leader with 538...passed Tim Brooks (1992-93) and Wes Moore (1996-99) on a feed to Ronrico White with 8:12 left in the game at Kentucky...his 197 assists this season is 3rd-best...he also holds the 4th (182, 2010-11) and 7th (159 - 2009-10) best season marks in school history...Brooks holds top two season totals at UTC with 209 (1992-93) and 205 (1991-92)...Bell is 10th in SoCon History in assists.
- 633 collegiate assists including the 95 he tallied as a freshman (2007-08) at Vanderbilt...got his 600th collegiate assist at home against Elon on a White jumper at 14:28 in first half.
- 6th all-time in 3pt FG Made with 161 while ranking 2nd in career 3pt FG Attempted with 551...ended up 60 behind Stephen McDowell (2008-09) in first with 611.
- Nine career 20-point games...35 games with double digit scoring numbers...led the team in scoring four times this season, 12 in his career...made four or more threes 18 times in two-plus seasons.
- 61 career five-plus assist games including 24 this season...10 or more assists nine times, four in 2011-12.
- Ended career with 813 points and 319 rebounds to go with the 538 assists...including Vandy numbers, accumulated 905 points, 360 rebounds and 633 assists.

### Jahmal Burroughs (New Orleans, La.)

- His 8-8 performance in the Senior Night win over Samford ties for the fourth-best performance of the DI era.
- In his final seven games after returning from hamstring injury, Burroughs posted 9.4 points and 8.6 boards per contest shooting 57.9 percent (22-38) from the floor and 61.1 percent (22-36) from the charity stripe. He had both his double-doubles in that stretch of games with six games of seven or more boards.

### Dontay Hampton (Chattanooga, Tenn.)

- Ended up 5th in the SoCon in free throw percentage (81.6%)...it is the 6th best percentage in UTC's DI era for student-athletes making 80 or more...he is one of 62 Mocs to make 80 or more in a season.
- Led the Mocs in FT% while ranking 2nd to **Ricky Taylor** in makes (80) and attempts (98).

### Ricky Taylor (Brownsville, Tenn.)

- Graduated with a degree in accounting on December 17, 2011...then immediately drove to Lexington, Ky., as the Mocs took on Kentucky that evening where he had a career-best five assists.
- Scored 1,000th career point in win over Longwood on a 3pt bucket...18th UTC student-athlete in the DI era (1977-78) to accomplish it...ended up sixth in scoring (1,225).
- Mocs leading scorer in 2011-12 was 17th in the SoCon at 12.2 ppg...also ranked 9th in free throw percentage (78.2%) and three-point field goal percentage (38.3%).
- SoCon Ranks: 17th in scoring (12.4), 8th in 3pt% (39.3) and 10th in FT% (78.4).
- 10th at UTC in field goals made with 408...3rd in FGA with 998.
- 9th all-time in 3pt FG Made at 157...7th in 3pt FGA (450).
- Led the Mocs in each of the last three seasons in free throws made (245 total) and led this year with 93...12th all-time with 252 made in his career...15th in attempts with 324.
- Career FT% (75.4) is fifth among those who have shot 300 or more.
- 68 double-digit scoring nights in career, 22 in 2011-12...led team in scoring 10 times this season, 27 in career.
- 11 career 20-pt games...season-high 24 points in home win over Elon.
- Ended up with 1,225 points, 362 rebounds, 159 assists and 60 steals starting 86 of 115 appearances.



# 2011-12 CHATTANOOGA BASKETBALL

REGULAR-SEASON SOCON CHAMPS: 1981, 1982, 1983, 1985, 1986, 1989, 1991, 1992, 1993, 1994

SOCON DIVISION CHAMPS: 1995, 1997, 1998, 2002, 2005, 2008, 2009, 2011

SOCON TOURNAMENT CHAMPS: 1981, 1982, 1983, 1988, 1993, 1994, 1995, 1997, 2005, 2009

NCAA TOURNAMENT: 1981, 1982, 1983, 1988, 1993, 1994, 1995, 1997 (SWEET 16), 2005, 2009

## CHATTANOOGA SUPERLATIVES

Category	2011-12	Career
<b>Double-Digit Scoring Games</b>		
Ricky Taylor	23	68
Drazen Zlovacic	19	19
Omar Wattad	18	39
Dontay Hampton	11	13
Keegan Bell	11	35
Jahmal Burroughs	6	8
Ronrico White	5	5
Z. Mason	4	4
Jared Bryant	2	2
Lance Stokes	1	1
Drew Baker	1	1
<b>20-Point Scoring Games</b>		
Omar Wattad	4	11
Ricky Taylor	2	11
Keegan Bell	2	9
Drazen Zlovacic	1	1
<b>10+ Rebounding Games</b>		
Drazen Zlovacic	6	6
Z. Mason	4	4
Jahmal Burroughs	2	2
Ricky Taylor	1	2
Omar Wattad	1	1
Sam Watson	RS	1
<b>5+ Assist Games</b>		
Keegan Bell	24	61
Omar Wattad	2	4
Ricky Taylor	2	2
Ronrico White	1	1
Dontay Hampton	0	1
<b>2+ Blocked Shot Games</b>		
Z. Mason	1	1
Omar Wattad	1	1
Jahmal Burroughs	1	1
Sam Watson	RS	1
<b>3+ Steal Games</b>		
Ricky Taylor	2	4
Dontay Hampton	2	3
Keegan Bell	1	8
Lance Stokes	1	1
Ronrico White	1	1
Jahmal Burroughs	1	1
Omar Wattad	0	3
<b>4+ 3-Point Field Goal Games</b>		
Omar Wattad	9	22
Keegan Bell	5	18
Ricky Taylor	2	12
Dontay Hampton	1	1
<b>Double-Doubles</b>		
Drazen Zlovacic	4	4
Z. Mason	2	2
Keegan Bell	2	2
Jahmal Burroughs	2	2
Ricky Taylor	1	2
<b>Triple-Doubles</b>		
Keegan Bell	1	1
<b>Games as Leading Scorer</b>		
Ricky Taylor	10	27
Omar Wattad	8	19
Drazen Zlovacic	5	5
Keegan Bell	4	12
Dontay Hampton	3	3
Z. Mason	1	1
Jahmal Burroughs	1	1
<b>Games as Leading Rebounder</b>		
Drazen Zlovacic	13	13
Z. Mason	6	6
Jahmal Burroughs	5	8
Jared Bryant	3	3
Ricky Taylor	1	6
Keegan Bell	1	4
Omar Wattad	1	2
Sam Watson	RS	3

## Omar Wattad (Johnson City, Tenn.)

- Finished 18th in the SoCon in scoring at 12.1 ppg, right behind Taylor.
- 2nd in the SoCon in 3pt FG made per game (2.7) ranking 39th nationally...54th in the country in 3pt% (35.7).
- Made 100th trey against Warren Wilson...4th in career treys made with 168...5th in attempts with 468.
- 25 points at Elon topped his 24 points in season opener at IU...four 20-point efforts in 2011-12, 11 career...39 career double-digit scoring games, 18 in 2011-12.
- Ended career with 820 points, 230 rebounds and 119 assists in his two-year Mocs stint...amassed 896 points, 268 rebounds and 133 assists including his numbers at Georgetown...his 820 UTC points rank No. 30 on the DI era scoring list.

## Drazen Zlovacic (Novi Sad, Serbia)

- Finished 30th in the SoCon in scoring at 10.2 ppg...was 8th in rebounding (6.4 rpg) and 6th in field goal percentage (54.9%).
- Game-high 10 boards in 1st collegiate action in more than a year at Indiana.
- 19 double-figure scoring nights...7 or more rebounds in 17 of 32 games...six double-digit rebounding games with four double-doubles including.
- Season highs of 22 points at home against UNCG and 13 rebounds on the road at UNCG.
- Made ESPN SportsCenter Top 10 Plays on Feb. 9 on his game-opening slam in the home win over Elon.

## CURRENT MOCS STREAKS

All Games	L1
At McKenzie Arena	W1
On The Road	L13
Neutral Sites	L1
Non-Conference (Home)	W4
Non-Conference (Road)	L9
Non-Conference (Neutral)	L2
SoCon Regular Season	W1
SoCon Home	W1
SoCon Road	L9

## CHATTANOOGA STARTING LINEUPS

GAME	1	2	3	4	5	Record
<b>TENNESSEE WESLEYAN</b>	Keegan Bell	Ricky Taylor	Lance Stokes	Chris Early	Drazen Zlovacic	Exb.
@Indiana	Keegan Bell	Ricky Taylor	Omar Wattad	Chris Early	Drazen Zlovacic	0-1
@Butler	Keegan Bell	Ricky Taylor	Omar Wattad	Chris Early	Drazen Zlovacic	0-2
<b>KENNESAW STATE</b>	Keegan Bell	Ricky Taylor	Omar Wattad	Chris Early	Drazen Zlovacic	0-3
<b>WARREN WILSON</b>	Keegan Bell	Dontay Hampton	Omar Wattad	Drew Baker	Drazen Zlovacic	1-0
<b>SAVANNAH STATE</b>	Keegan Bell	Dontay Hampton	Omar Wattad	Drew Baker	Drazen Zlovacic	2-0
<b>GARDNER-WEBB</b>	Keegan Bell	Ricky Taylor	Omar Wattad	Chris Early	Drazen Zlovacic	0-4
@Georgia Southern	Keegan Bell	Ricky Taylor	Omar Wattad	Chris Early	Drazen Zlovacic	0-5
@Coll. of Charleston	Keegan Bell	Ricky Taylor	Omar Wattad	Chris Early	Drazen Zlovacic	0-6
@Mercer	Keegan Bell	Ricky Taylor	Omar Wattad	Chris Early	Drazen Zlovacic	0-7
<b>SPALDING</b>	Keegan Bell	Ricky Taylor	Omar Wattad	Chris Early	Drazen Zlovacic	1-7
@Kentucky	Keegan Bell	Ricky Taylor	Omar Wattad	Jahmal Burroughs	Drazen Zlovacic	0-1
<b>HIWASSEE</b>	Keegan Bell	Ricky Taylor	Lance Stokes	Z. Mason	Jared Bryant	1-0
<b>LONGWOOD</b>	Keegan Bell	Ricky Taylor	Omar Wattad	Jahmal Burroughs	Drazen Zlovacic	1-1
<b>UTAH VALLEY</b>	Keegan Bell	Ricky Taylor	Omar Wattad	Jahmal Burroughs	Drazen Zlovacic	2-1
@Tennessee	Keegan Bell	Ricky Taylor	Omar Wattad	Jahmal Burroughs	Drazen Zlovacic	2-2
<b>WESTERN CAROLINA</b>	Keegan Bell	Ricky Taylor	Omar Wattad	Jahmal Burroughs	Drazen Zlovacic	3-2
<b>APPALACHIAN STATE</b>	Keegan Bell	Ricky Taylor	Lance Stokes	Jahmal Burroughs	Drazen Zlovacic	1-0
<b>WOFFORD</b>	Keegan Bell	Ricky Taylor	Lance Stokes	Jahmal Burroughs	Drazen Zlovacic	2-0
@Samford	Keegan Bell	Ricky Taylor	Omar Wattad	Jahmal Burroughs	Drazen Zlovacic	3-3
@UNCG	Keegan Bell	Ricky Taylor	Omar Wattad	Jahmal Burroughs	Drazen Zlovacic	3-4
@Elon	Keegan Bell	Ricky Taylor	Omar Wattad	Jahmal Burroughs	Drazen Zlovacic	3-5
<b>DAVIDSON</b>	Keegan Bell	Ricky Taylor	Omar Wattad	Jahmal Burroughs	Drazen Zlovacic	3-6
<b>GEORGIA SOUTHERN</b>	Keegan Bell	Ricky Taylor	Omar Wattad	Lance Stokes	Drazen Zlovacic	0-1
@Western Carolina	Keegan Bell	Ricky Taylor	Omar Wattad	Lance Stokes	Drazen Zlovacic	0-2
@Davidson	Keegan Bell	Ricky Taylor	Omar Wattad	Lance Stokes	Drazen Zlovacic	0-3
<b>ELON</b>	Keegan Bell	Ricky Taylor	Omar Wattad	Lance Stokes	Drazen Zlovacic	1-3
<b>UNCG</b>	Keegan Bell	Ricky Taylor	Omar Wattad	Jahmal Burroughs	Drazen Zlovacic	3-7
@Appalachian State	Keegan Bell	Ricky Taylor	Omar Wattad	Jahmal Burroughs	Drazen Zlovacic	3-8
<b>THE CITADEL</b>	Keegan Bell	Ricky Taylor	Omar Wattad	Jahmal Burroughs	Drazen Zlovacic	3-9
@Furman	Keegan Bell	Ricky Taylor	Omar Wattad	Jahmal Burroughs	Drazen Zlovacic	3-10
<b>SAMFORD</b>	Keegan Bell	Ricky Taylor	Omar Wattad	Jahmal Burroughs	Drazen Zlovacic	4-10
<b>SAMFORD</b>	Keegan Bell	Ricky Taylor	Omar Wattad	Jahmal Burroughs	Drazen Zlovacic	4-11



# 2011-12 CHATTANOOGA BASKETBALL

REGULAR-SEASON SOCON CHAMPS: 1981, 1982, 1983, 1985, 1986, 1989, 1991, 1992, 1993, 1994

SOCON DIVISION CHAMPS: 1995, 1997, 1998, 2002, 2005, 2008, 2009, 2011

SOCON TOURNAMENT CHAMPS: 1981, 1982, 1983, 1988, 1993, 1994, 1995, 1997, 2005, 2009

NCAA TOURNAMENT: 1981, 1982, 1983, 1988, 1993, 1994, 1995, 1997 (SWEET 16), 2005, 2009

## STATS BREAKDOWN

Game Comparison	UTC	Opp.
Scoring Offense	70.6	
Scoring Defense	68.9	
Scoring Margin	+1.8	
Field Goal Percentage	41.4%	
FG Percentage Defense	40.7%	
3-point FG Per Game	7.5	
3-point FG Percentage	33.2%	
3-point FG Defense	32.4%	
Free Throw Percentage	68.6%	
Rebound Margin	+2.9	
Assists Per Game	14.3	
Assist/Turnover Ratio	1.0	
Blocked Shots Per Game	1.1	
Steals Per Game	6.3	
Turnover Margin	-0.5	



## JOHN SHULMAN - YEAR-BY-YEAR COACHING RECORD

4 North Division Titles • 2 SoCon Tournament Championships

2 NCAA Tournament Appearances

Year	Overall	Conf	Notable
2004-05	20-11	10-6	1st North Division SoCon Tournament Champion NCAA Tournament
2005-06	19-13	8-6	SoCon Tournament Runners-up
2006-07	15-18	6-12	
2007-08	18-13	13-7	T1st North Division
2008-09	18-17	11-9	T1st North Division SoCon Tournament Champion NCAA Tournament
2009-10	15-18	6-12	
2010-11	16-16	12-6	T1st North Division
2011-12	11-21	5-13	
<b>Totals</b>	<b>132-127</b>	<b>71-71</b>	<b>4 North Division Titles/2 SoCon Tournament Titles</b> <b>2 NCAA Appearances</b>

## SHULMAN VS. ALL OPPONENTS

SoCon Ranks	UTC	Leader
Scoring Offense	2/70.6	Davidson, 77.9
Scoring Defense	6/68.9	Wofford, 62.1
Scoring Margin	3/1.8	Davidson, 10.4
Field Goal Percentage	10/41.4%	Georgia Southern, 46.6%
FG Percentage Defense	<b>1/40.7%</b>	<b>2, CofC, 42.0%</b>
3-point FG Per Game	6/7.5	Samford, 8.2
3-point FG Percentage	11/33.2%	Elon, 35.5%
3-point FG Defense	5/32.4%	Furman, 30.6%
Free Throw Percentage	4/68.6%	Davidson, 76.2%
Rebound Margin	2/2.9	Davidson, 6.4
Assists Per Game	<b>1/14.3</b>	<b>2, Wofford, 14.0</b>
Assist/Turnover Ratio	4/1.0	Wofford, 1.2
Blocked Shots Per Game	12/1.1	Appalachian State, 4.0
Steals Per Game	5/6.3	Western Carolina, 8.1
Turnover Margin	7/-0.5	W. Carolina, +2.1

National Ranks	UTC	Leader
Scoring Offense	108/70.6	Iona, 82.9
Scoring Defense	226/68.9	Wisconsin, 53.2
Scoring Margin	152/1.8	Kentucky, 16.8
Field Goal Percentage	268/41.4	Missouri, 50.4
FG Percentage Defense	46/40.7	Kentucky, 37.4
3-point FG Per Game	64/7.5	Florida, 9.6
3-point FG Percentage	210/33.2	Northern Colorado, 44.4
3-point FG Defense	88/32.4	Georgetown, 27.9
Free Throw Percentage	192/68.6	Weber State, 81.4
Rebound Margin	74/2.9	North Carolina, 10.5
Assists Per Game	62/14.3	Iona, 19.3
Assist/Turnover Ratio	122/1.03	Missouri, 1.58
Blocked Shots Per Game	338/1.1	Kentucky, 8.6
Steals Per Game	184/6.3	VCU, 10.6
Turnovers Per Game	210/13.8	Purdue, 8.7
Turnover Margin	204/-0.5	VCU, 6.5
Personal Fouls Per Game	111/17.3	Notre Dame, 13.8

Opponent	Home	Away	Neutral	Total	Opponent	Home	Away	Neutral	Total
Alabama	0-0	0-1	0-0	0-1	Memphis	0-0	0-0	0-1	0-1
Appalachian State	8-1	1-7	1-0	10-8	Mercer	0-0	0-1	0-0	0-1
Asbury	2-0	0-0	0-0	2-0	Middle Tennessee	0-0	0-1	0-0	0-1
Austin Peay	1-1	1-1	0-0	2-2	Milligan	1-0	0-0	0-0	1-0
Ball State	0-0	1-0	0-0	1-0	Minnesota	0-0	0-1	0-0	0-1
Belmont	0-1	1-0	0-0	1-1	Mississippi State	0-0	0-1	0-0	0-1
Berea	1-0	0-0	0-0	1-0	Mississippi Valley State	1-0	1-0	0-0	2-0
Birmingham-Southern	0-1	0-0	0-0	0-1	Missouri	0-0	0-2	0-0	0-2
Brevard	1-0	0-0	0-0	1-0	Montreat	1-0	0-0	0-0	1-0
Butler	0-0	0-1	0-0	0-1	Mount St. Mary's	0-0	0-0	1-0	1-0
UC Irvine	0-0	0-0	1-0	1-0	Murray State	1-1	0-1	0-0	1-2
The Citadel	4-1	4-1	0-0	8-2	UNCG	7-2	3-5	0-0	10-7
College of Charleston	4-3	0-5	1-1	5-9	Niagara	1-0	0-0	0-0	1-0
Colorado State	0-1	0-0	0-0	0-1	North Texas	1-0	0-1	0-0	1-1
UConn	0-0	0-0	0-1	0-1	Ohio State	0-0	0-1	0-0	0-1
Covenant	1-0	0-0	0-0	1-0	Ohio Valley	1-0	0-0	0-0	1-0
Creighton	1-0	0-1	0-0	1-1	Oral Roberts	1-0	0-0	0-0	1-0
Davidson	2-4	0-6	0-2	2-12	Prairie View	0-0	0-0	1-0	1-0
East Tennessee State	4-0	1-2	0-0	5-2	Puerto Rico-Mayaguez	0-0	0-0	1-0	1-0
Eastern Kentucky	1-0	0-0	0-0	1-0	Reinhardt	1-0	0-0	0-0	1-0
Elon	6-3	4-4	0-1	10-8	Richmond	0-0	0-1	0-0	0-1
Fairfield	0-0	0-0	0-1	0-1	Samford	4-1	2-2	0-0	6-3
Florida	0-0	0-1	0-0	0-1	Savannah State	1-0	0-0	0-0	1-0
FIU	0-0	0-1	0-0	0-1	South Alabama	0-0	0-0	0-1	0-1
Furman	3-4	1-5	0-0	4-9	USC	0-0	0-0	0-1	0-1
Gardner-Webb	0-1	0-0	0-0	0-1	Southern Illinois	0-0	0-0	0-1	0-1
Georgia Southern	4-2	2-4	1-1	7-7	Spalding	1-0	0-0	0-0	1-0
Georgia State	0-1	0-0	0-0	0-1	Tennessee	0-1	1-3	0-0	1-4
Georgia Tech	0-1	0-1	0-0	0-2	Tennessee Temple	2-0	0-0	0-0	2-0
Hiwassee	1-0	0-0	0-0	1-0	Tennessee Wesleyan	1-0	0-0	0-0	1-0
Holy Cross	0-0	0-0	0-1	0-1	Texas-Pan Am	0-0	0-0	0-1	0-1
Howard	1-0	0-0	0-0	1-0	Toccoa Falls	1-0	0-0	0-0	1-0
Indiana	0-0	0-2	0-0	0-2	Towson	0-0	0-0	0-1	0-1
Jackson State	0-1	0-0	0-0	0-1	Utah Valley	1-0	0-0	0-0	1-0
Jacksonville State	1-0	1-0	0-0	2-0	Virginia Intermont	2-0	0-0	0-0	2-0
Kennesaw State	1-1	1-0	0-0	2-1	Virginia Tech	0-0	0-1	0-0	0-1
Kentucky	0-0	0-1	0-1	0-2	Virginia-Wise	1-0	0-0	0-0	1-0
King	1-0	0-0	0-0	1-0	Wake Forest	0-0	0-0	0-1	0-1
Long Island	1-0	0-0	0-0	1-0	Warren Wilson	1-0	0-0	0-0	1-0
Longwood	1-0	0-0	1-0	2-0	Western Carolina	7-1	2-6	0-0	9-7
Louisville	0-0	0-1	0-0	0-1	Wofford	3-2	3-3	1-0	7-5
Maine	1-0	0-0	0-0	1-0	Wright State	0-1	0-0	0-0	0-1
Marshall	0-0	1-0	0-0	1-0	<b>Totals</b>	<b>92-36</b>	<b>31-75</b>	<b>9-16</b>	<b>132-127</b>



# 2011-12 CHATTANOOGA BASKETBALL

REGULAR-SEASON SOCON CHAMPS: 1981, 1982, 1983, 1985, 1986, 1989, 1991, 1992, 1993, 1994

SOCON DIVISION CHAMPS: 1995, 1997, 1998, 2002, 2005, 2008, 2009, 2011

SOCON TOURNAMENT CHAMPS: 1981, 1982, 1983, 1988, 1993, 1994, 1995, 1997, 2005, 2009

NCAA TOURNAMENT: 1981, 1982, 1983, 1988, 1993, 1994, 1995, 1997 (SWEET 16), 2005, 2009

## THE LAST TIME THE MOCS...

<b>Scored 100 or more points:</b> 111 vs. UNCG, 1/27/11
<b>Allowed 100 or more points:</b> 110 vs. UNCG, 1/27/11
<b>Scored less than 50 points:</b> 46 vs. The Citadel, 2/18/12
<b>Won in OT:</b> 77-72 at Samford, 2/26/11
<b>Lost in OT:</b> 85-87 (20T) at College of Charleston, 12/3/11
<b>Scored 50+ 1st half points:</b> 53 vs. College of Charleston, 1/17/11
<b>Scored 50+ 2nd half:</b> 57 vs. Samford, 2/25/12
<b>Made 40 or more FG:</b> 40 vs. Reinhardt, 12/21/10
<b>Made fewer than 15 FG:</b> 14 at Austin Peay, 1/3/11
<b>Attempted 80 or more FG:</b> 83 vs. Virginia Intermont, 11/13/09
<b>Attempted 49 or fewer FG:</b> 48 vs. Wofford, 1/12/12
<b>Made 15 or more 3-pointers:</b> 15 (35) at Davidson, 12/13/08
<b>Attempted 35 or more 3-pointers:</b> 36 (10) vs. Jackson State, 11/24/10
<b>Made 30 or more FT:</b> 36 vs. UNCG, 1/27/11
<b>Attempted 40 or more FT:</b> 53 vs. UNCG, 1/27/11
<b>Had 50 or more rebounds:</b> 50 vs. Western Carolina, 1/5/12
<b>Had 20 or more assists:</b> 27 vs. Longwood, 12/29/11
<b>Had 10 or more steals:</b> 14 vs. Hiwassee, 12/21/11
<b>Had 6 or more blocks:</b> 6 vs. Montreat, 12/29/10
<b>Had fewer than 10 turnovers:</b> 8 vs. The Citadel, 2/18/12
<b>Had 5 or more players in double figures:</b> 5 vs. Longwood, 12/29/11 (Omar Wattad 18, Ricky Taylor 10, Keegan Bell 10, Jahmal Burroughs 10, Z. Mason 10)
<b>Made 60% or better from the field:</b> .667 (34-51) vs. Georgia So., 3/5/10
<b>Made less than 30% from the field:</b> .270 (17-63) at Indiana, 11/13/11
<b>Made less than 40% in a DI win:</b> .396 (19-48) vs. Wofford, 1/12/12
<b>Made 50% or better from 3pt range:</b> .556 (10-18) vs. Hiwassee, 12/21/11
<b>Made less than 20% from 3pt range:</b> .143 (3-21) vs. The Citadel, 2/18/12
<b>Made 90% or better from the FT line:</b> .909 (20-22) vs. Brevard, 11/29/04
<b>Shot less than 50% from the FT line in a win:</b> .472 (17-36) vs. Appalachian State, 1/30/10

## THE LAST TIME A MOC...

<b>Had 40 or more points:</b> 41, Ricky Taylor vs. UNCG, 1/27/11
<b>Had 30 or more points:</b> 30, Omar Wattad at The Citadel, 1/13/11
<b>Had 20 or more rebounds:</b> 21, Mindaugas Katelynas vs. App State, 3/4/05
<b>Had 15 or more rebounds:</b> 18, Ridge McKeither at The Citadel, 2/6/10
<b>Had 10 or more assists:</b> 12, Keegan Bell vs. Western Carolina, 1/5/12
<b>Had 5 or more blocks:</b> 5, Nicchaeus Doaks vs. Wofford, 1/8/09
<b>Had 5 or more steals:</b> 7, Dontay Hampton vs. Warren Wilson, 11/21/11
<b>Made 12 or more FG:</b> 12, Ricky Taylor vs. UNCG, 1/27/11
<b>Attempted 25 or more FG:</b> 25, Stephen McDowell at Davidson, 12/13/08
<b>Made 90% (min. 6 att.) or better from the field:</b> 100% (8-8), Jahmal Burroughs vs. Samford, 2/25/12
<b>Made 80-89% (min. 6 att.) from the field:</b> .833 (5-6), Jahmal Burroughs vs. Appalachian State, 1/7/12
<b>Made 10 or more FT:</b> 10, Dontay Hampton vs. Georgia Southern, 3/2/12
<b>Attempted 15 or more FT:</b> 15, Ricky Taylor vs. UNCG, 1/27/11
<b>Made 90% (min. 6 att.) or better on FTA:</b> 1.000 (6-6), Keegan Bell vs. Georgia Southern, 3/2/12
<b>Made 5 or more 3-pointers:</b> 5 (10), Keegan Bell vs. Samford, 2/25/12
<b>Attempted 15 or more 3-pointers:</b> 16, Keegan Bell at Samford, 2/26/11
<b>Double-double (pts./reb.):</b> Jahmal Burroughs (15/13) vs. Georgia Southern, 3/2/12
<b>Double-double (pts./asst.):</b> Keegan Bell (10/16) vs. Longwood, 12/29/11
<b>Triple-double:</b> Keegan Bell (12 pts., 10 reb., 10 ast.) at CofC, 12/3/11

## MOCS RECORD WATCH

<b>CAREER SCORING</b>			
1.	1969	Willie White (122 games)	- 1981-84
5.	1325	Lance Fulse (115 games)	- 1985-88
6.	1225	<b>RICKY TAYLOR (115 GAMES)</b>	<b>- 2009-PRESENT</b>
<b>ASSISTS</b>			
1.	538	<b>KEEGAN BELL (97 GAMES)</b>	<b>- 2010-PRESENT</b>
2.	414	Tim Brooks (63 games)	- 1992-93
	414	Wes Moore (117 games)	- 1996-99
<b>ASSISTS PER GAME</b>			
1.	6.6	Tim Brooks (63 games)	- 1992-93
2.	5.5	<b>KEEGAN BELL (97 GAMES)</b>	<b>- 2010-PRESENT</b>
<b>FIELD GOALS MADE</b>			
1.	797	Willie White (122 games)	- 1981-84
9.	410	Derrick Kirce (57 games)	- 1990-91
10.	408	<b>RICKY TAYLOR (115 GAMES)</b>	<b>- 2009-PRESENT</b>
<b>FIELD GOALS ATTEMPTED</b>			
1.	1565	Willie White (122 games)	- 1981-84
2.	1179	Gerald Wilkins (85 games)	- 1983-85
3.	998	<b>RICKY TAYLOR (115 GAMES)</b>	<b>- 2009-PRESENT</b>
<b>3-POINT FIELD GOALS MADE</b>			
1.	243	Stephen McDowell (66 games)	- 2008-09
3.	174	Tim Parker (119 games)	- 2000-03
4.	168	<b>OMAR WATTAD (62 GAMES)</b>	<b>- 2011-PRESENT</b>
5.	167	Wes Moore (117 games)	- 1996-99
6.	161	<b>KEEGAN BELL (97 GAMES)</b>	<b>- 2010-PRESENT</b>
8.	159	Brandon Born (111 games)	- 1992-95
9.	157	<b>RICKY TAYLOR (115 GAMES)</b>	<b>- 2009-PRESENT</b>

## 2011-12 MISCELLANEOUS STATS

Teams	Bench	2nd Chance	Paint	Off TO	Fast Break
UTC/@Indiana	19/14	12/8	12/24	9/30	0/4
UTC/@Butler	3/6	3/7	20/20	11/10	2/6
UTC/Kennesaw State	11/24	6/6	26/28	11/16	4/18
UTC/Warren Wilson	42/10	16/9	42/16	33/7	16/2
UTC/Savannah State	22/34	3/8	14/20	30/11	2/2
UTC/Gardner-Webb	12/48	14/17	30/40	8/16	6/4
UTC/@Georgia Southern	31/15	6/19	32/28	14/17	4/10
UTC/@Coll. of Charleston	25/22	5/9	24/14	9/26	7/5
UTC/@Mercer	8/19	6/7	14/24	13/19	4/6
UTC/Spalding	40/9	15/4	32/10	33/13	8/0
UTC/@Kentucky	16/21	9/17	24/30	16/15	4/6
UTC/Hiwassee	47/16	9/6	42/16	30/13	12/4
UTC/Longwood	28/17	13/8	44/14	20/8	10/0
UTC/Hampton/Utah Valley	9/4	9/11	32/18	10/16	6/2
UTC/@Tennessee	4/24	4/14	16/26	9/14	7/8
UTC/Western Carolina	20/30	17/9	42/16	13/8	10/4
UTC/App State	17/2	5/5	36/24	6/6	6/4
UTC/Wofford	24/1	8/5	24/24	4/14	4/2
UTC/@Samford	24/8	9/12	10/12	13/25	0/0
UTC/@UNCG	12/54	11/15	34/20	2/20	5/8
UTC/@Elon	36/10	17/10	30/24	18/22	4/6
UTC/Davidson	24/21	8/9	34/20	17/12	4/0
UTC/Georgia Southern	22/15	17/12	36/30	12/16	8/6
UTC/@Western Carolina	30/19	15/13	30/14	12/18	6/2
UTC/@Davidson	25/38	13/16	28/22	14/16	2/0
UTC/Elon	25/6	11/18	32/30	15/15	2/2
UTC/UNCG	10/38	13/11	26/18	22/15	0/2
UTC/@App State	45/23	19/13	30/26	12/13	4/12
UTC/The Citadel	18/19	6/6	26/16	10/7	2/2
UTC/@Furman	30/21	6/11	18/26	12/16	2/6
UTC/Samford	18/8	14/12	30/30	12/15	4/4
UTC/Georgia Southern	27/16	16/8	24/22	11/23	6/6
<b>Totals</b>	<b>751/628</b>	<b>341/343</b>	<b>918/724</b>	<b>472/515</b>	<b>167/149</b>

## 3-POINT FIELD GOALS ATTEMPTED

1.	611	Stephen McDowell (66 games)	- 2008-09
2.	551	<b>KEEGAN BELL (97 GAMES)</b>	<b>- 2010-PRESENT</b>
4.	472	Isaac Conner (118 games)	- 1995-99
5.	468	<b>OMAR WATTAD (62 GAMES)</b>	<b>- 2011-PRESENT</b>
6.	455	Wes Moore (117 games)	- 1996-99
7.	450	<b>RICKY TAYLOR (115 GAMES)</b>	<b>- 2009-PRESENT</b>

## FREE THROWS MADE

1.	401	Stanford Strickland (113 games)	- 1981-84
10.	272	David Phillips (116 games)	- 1997-00
11.	260	Eric Smith (108 games)	- 1978-81
12.	252	<b>RICKY TAYLOR (115 GAMES)</b>	<b>- 2009-PRESENT</b>

## FREE THROWS ATTEMPTED

1.	569	Nicchaeus Doaks (131 games)	- 2006-09
10.	367	Casey Long (125 games)	- 2004-07
14.	344	Derrick Kirce (57 games)	- 1990-91
15.	334	<b>RICKY TAYLOR (115 GAMES)</b>	<b>- 2009-PRESENT</b>

## FREE THROW PERCENTAGE

1.	.889	Chad Copeland (281-316)	- 1993-94
13.	.795	Toot Young (89-112)	- 2001-02
14.	.789	<b>DONTAY HAMPTON (116-147)</b>	<b>- 2009-PRESENT</b>
22.	.759	Maurice Head (189-249)	- 1984-87
23.	.759	<b>OMAR WATTAD (132-174)</b>	<b>- 2011-PRESENT</b>
24.	.754	<b>RICKY TAYLOR (252-334)</b>	<b>- 2009-PRESENT</b>

## GAMES STARTED

1.	119	Willie White	- 1981-84
4.	97	Nicchaeus Doaks	- 2005-09
5.	95	<b>KEEGAN BELL (97 GAMES)</b>	<b>- 2010-PRESENT</b>

## 2011-12 MISCELLANEOUS NUMBERS

<b>Mocs Largest Halftime Lead:</b> 30 vs. Hiwassee, 12/21
<b>Mocs Largest Halftime Deficit:</b> 17 at Davidson, 2/4/12
<b>Mocs Largest Lead:</b> 54 (84-40) vs. Spalding, 12/13; (95-41) vs. Hiwassee, 12/21; 35 (85-50) vs. Longwood, 12/29
<b>Mocs Largest Deficit:</b> 34 (87-53, 3:09 2nd) at No. 3 Kentucky, 12/17
<b>Mocs Largest Deficit OVERCOME:</b> 15 (7-22, 10:09) vs. Savannah State, 11/25 12 (40-52, 13:17 2nd) vs. Appalachian State, 1/7
<b>Mocs Latest Deficit OVERCOME:</b> 3 (56-59, 4:13 2nd) vs. Appalachian State, 1/7
<b>Mocs Largest Lead Lost:</b> 16 (60-44, 10:29 2nd) vs. Georgia Southern, 1/28
<b>Mocs Latest Lead Lost:</b> 1 (77-76, 2:46 20T) at Col. of Charleston, 12/3
<b>Most Points Scored:</b> 98 vs. Spalding, 12/13; 87 at Elon, 1/12
<b>Most Points Allowed:</b> 88 at Elon, 1/21, at Davidson, 2/4/12
<b>Fewest Points Scored:</b> 46 at Butler, 11/15 & The Citadel, 2/18
<b>Fewest Points Allowed:</b> 36 vs. Warren Wilson, 11/21
<b>Longest Winning Streak:</b> 3 (12/21-30, 1/5-12)
<b>Longest Losing Streak:</b> 7, (1/14-2/4)
<b>Wire-to-Wire Wins (0 Ties after 0-0):</b> 11/21 vs. Warren Wilson; 12/13 vs. Spalding; 12/21 vs. Hiwassee
<b>Wire-to-Wire Losses (0 Ties after 0-0):</b> at No. 3 Kentucky, 12/17; at Davidson, 2/4/12



# 2011-12 CHATTANOOGA BASKETBALL

REGULAR-SEASON SOCON CHAMPS: 1981, 1982, 1983, 1985, 1986, 1989, 1991, 1992, 1993, 1994

SOCON DIVISION CHAMPS: 1995, 1997, 1998, 2002, 2005, 2008, 2009, 2011

SOCON TOURNAMENT CHAMPS: 1981, 1982, 1983, 1988, 1993, 1994, 1995, 1997, 2005, 2009

NCAA TOURNAMENT: 1981, 1982, 1983, 1988, 1993, 1994, 1995, 1997 (SWEET 16), 2005, 2009

## SOCON PRESEASON POLL (COACHES)

### North Division

Team (1st Place Votes).....	Total
1. Chattanooga (9) .....	64
2. Appalachian State (2) .....	51
3. Western Carolina (1) .....	44
4. UNCG .....	42
5. Elon .....	29
6. Samford .....	16

### South Division

Team (1st Place Votes).....	Total
1. Davidson (10) .....	65
2. College of Charleston (2) .....	56
3. Georgia Southern .....	42
4. Furman.....	34
5. Wofford .....	32
6. The Citadel .....	17

### 2010-11 Preseason All-Conference Team

#### Keegan Bell, Chattanooga

- Omar Carter, Appalachian State
- Jake Cohen, Davidson
- JP Kuhlman, Davidson
- Willie Powers III, Georgia Southern
- Drew Spradlin, Elon
- Trey Sumler, Western Carolina

#### Omar Wattad, Chattanooga

- Trent Wiedeman, College of Charleston
- Antwaine Wiggins, College of Charleston

### 2010-11 Preseason Player of the Year

- Omar Carter, Appalachian State

## SOCON PRESEASON POLL (MEDIA)

### North Division

Team (1st Place Votes).....	Total
1. Chattanooga (24) .....	172
2. Appalachian State (3) .....	136
3. Western Carolina (2) .....	123
4. UNCG (1).....	90
5. Elon.....	76
6. Samford .....	36

### South Division

Team (1st Place Votes).....	Total
1. Davidson (18) .....	165
2. College of Charleston (10) .....	156
3. Wofford (1) .....	105
4. Furman.....	80
5. Georgia Southern (1) .....	76
6. The Citadel .....	48

## SOUTHERN CONFERENCE FINAL STANDINGS

### NORTH DIVISION

	CONFERENCE			OVERALL		
	W	L	PCT.	W	L	PCT.
UNCG	10	8	.556	13	19	.406
Elon	9	9	.500	15	16	.484
Western Carolina	8	10	.444	17	18	.486
Samford	8	10	.444	11	19	.367
Appalachian State	7	11	.389	13	18	.419
<b>CHATTANOOGA</b>	<b>5</b>	<b>13</b>	<b>.278</b>	<b>11</b>	<b>21</b>	<b>.344</b>

### SOUTH DIVISION

	CONFERENCE			OVERALL		
	W	L	PCT.	W	L	PCT.
Davidson	16	2	.889	25	8	.758
Wofford	12	6	.667	19	14	.576
Georgia Southern	12	6	.667	15	15	.500
College of Charleston	10	8	.556	19	12	.613
Furman	8	10	.444	15	16	.484
The Citadel	3	15	.167	6	24	.200

## 2012 SOCON MEN'S BASKETBALL AWARDS (COACHES)

### All-Conference Team

- Trent Wiedeman, College of Charleston
- Antwaine Wiggins, College of Charleston
- Mike Groselle, The Citadel
- De'Mon Brooks, Davidson
- Jake Cohen, Davidson
- Jack Isenbarger, Elon
- Eric Ferguson, Georgia Southern
- Trevis Simpson, UNCG
- Kevin Giltner, Wofford
- Brad Loesing, Wofford

### All-Freshman Team

- Adjehi Baru, College of Charleston
- Austin Hamilton, Elon
- Tyler Hood, Samford
- Raijon Kelly, Samford
- Karl Cochran, Wofford

**Player of the Year:** De'Mon Brooks, So., F, Davidson

**Defensive Player of the Year:** Brad Loesing, Sr., G, Wofford

**Freshman of the Year:** Karl Cochran, G, Wofford

**Coach of the Year:** Bob McKillop, Davidson

## 2012 MEN'S SOCON SPORTS MEDIA ASSOCIATION AWARDS

### All-Conference First Team

- De'Mon Brooks, Davidson
- Jake Cohen, Davidson
- Eric Ferguson, Georgia Southern
- Trevis Simpson, UNCG
- Brad Loesing, Wofford

### Second Team

- Mike Groselle, The Citadel
- Andrew Lawrence, College of Charleston
- Antwaine Wiggins, College of Charleston
- Jack Isenbarger, Elon
- Kevin Giltner, Wofford

### Third Team

- Trent Wiedeman, College of Charleston
- Nik Cochran, Davidson
- Willie Powers III, Georgia Southern
- Derrell Armstrong, UNCG
- Drew Windler, Samford

### All-Freshman Team

- Adjehi Baru, College of Charleston
- Austin Hamilton, Elon
- Tyler Hood, Samford
- Raijon Kelly, Samford
- Karl Cochran, Wofford

**Malcolm U. Pitt Player of the Year:** Jake Cohen, Jr., F, Davidson

**Freshman of the Year:** Karl Cochran, Fr., G, Wofford

**Anton Foy Coach of the Year:** Wes Miller, UNCG



# 2011-12 CHATTANOOGA BASKETBALL

REGULAR-SEASON SOCON CHAMPS: 1981, 1982, 1983, 1985, 1986, 1989, 1991, 1992, 1993, 1994

SOCON DIVISION CHAMPS: 1995, 1997, 1998, 2002, 2005, 2008, 2009, 2011

SOCON TOURNAMENT CHAMPS: 1981, 1982, 1983, 1988, 1993, 1994, 1995, 1997, 2005, 2009

NCAA TOURNAMENT: 1981, 1982, 1983, 1988, 1993, 1994, 1995, 1997 (SWEET 16), 2005, 2009

## APPALACHIAN STATE

All-Time Meetings .....72  
Record ..... 42-30  
Regular-Season ..... 34-27  
Tournament ..... 8-3

### All-Time Tourney Results

Home: 1-0/Away: 0-0/Neutral: 7-3

Date	Site	Round	Result
3.7.81	Roanoke, Va.	Final	W, 59-55
2.27.82	Chattanooga, Tenn.	Quarters	W, 62-53
3.10.83	Charleston, W. Va.	Quarters	W, 71-58
3.1.86	Asheville, N.C.	Semis	W, 68-57
2.28.98	Greensboro, N.C.	Semis	L, 75-85
2.27.99	Greensboro, N.C.	Semis	L, 91-94 (2ot)
3.3.00	Greenville, S.C.	Quarters	L, 66-88
3.5.01	Greenville, S.C.	Quarters	W, 78-74
3.6.03	North Charleston, S.C.	Quarters	W, 98-67
3.4.05	Chattanooga, Tenn.	Semis	W, 57-51
3.4.06	North Charleston, S.C.	Semis	W, 78-75

## COLLEGE OF CHARLESTON

All-Time Meetings .....27  
Record ..... 11-16  
Regular-Season ..... 6-15  
Tournament ..... 3-1

### All-Time Tourney Results

Home: 1-0/Away: 0-0/Neutral: 2-1

Date	Site	Round	Result
3.4.04	North Charleston, S.C.	Quarters	W, 89-78
3.3.06	North Charleston, S.C.	Quarters	W, 65-53
3.9.09	Chattanooga, Tenn.	Final	W, 80-69
3.6.10	Charlotte, N.C.	Quarters	L, 69-96

## THE CITADEL

All-Time Meetings .....70  
Record ..... 54-16  
Regular-Season ..... 49-13  
Tournament ..... 1-0

### All-Time Tourney Results

Home: 0-0/Away: 0-0/Neutral: 1-0

Date	Site	Round	Result
2.28.86	Asheville, N.C.	Quarters	W, 69-66

## DAVIDSON

All-Time Meetings .....55  
Record ..... 32-23  
Regular-Season ..... 27-20  
Tournament ..... 5-3

### All-Time Tourney Results

Home: 0-0/Away: 0-0/Neutral: 5-3

Date	Site	Round	Result
3.6.82	Charleston, W. Va.	Final	W, 69-58
3.2.86	Asheville, N.C.	Final	L, 40-42
3.4.88	Asheville, N.C.	Quarters	W, 83-69
3.6.93	Asheville, N.C.	Semis	W, 72-68
3.6.94	Asheville, N.C.	Final	W, 65-64
3.1.97	Greensboro, N.C.	Semis	W, 77-70
3.5.06	North Charleston, S.C.	Final	L, 55-80
3.1.07	North Charleston, S.C.	Quarters	L, 68-78

## ELON

All-Time Meetings .....20  
Record ..... 11-9  
Regular-Season ..... 10-8  
Tournament ..... 1-1

### All-Time Tourney Results

Home: 1-0/Away: 0-0/Neutral: 0-1

Date	Site	Round	Result
3.8.08	North Charleston, S.C.	Quarters	L, 57-60
3.7.09	Chattanooga, Tenn.	Quarters	W, 79-78

## FURMAN

All-Time Meetings .....74  
Record ..... 47-27  
Regular-Season ..... 40-21  
Tournament ..... 4-3

### All-Time Tourney Results

Home: 0-1/Away: 0-2/Neutral: 4-0

Date	Site	Round	Result
2.25.78	Greenville, S.C.	Quarters	L, 73-83
2.24.79	Greenville, S.C.	Quarters	L, 68-86
3.3.84	Asheville, N.C.	Semis	W, 70-57
3.1.85	Asheville, N.C.	Quarters	W, 63-60
3.5.93	Asheville, N.C.	Quarters	W, 85-69
3.4.94	Asheville, N.C.	Quarters	W, 85-81
3.5.11	Chattanooga, Tenn.	Quarters	L, 52-61

## GEORGIA SOUTHERN

All-Time Meetings .....48  
Record ..... 30-18  
Regular-Season ..... 20-15  
Tournament ..... 5-1

### All-Time Tourney Results

Home: 0-0/Away: 0-0/Neutral: 5-1

Date	Site	Round	Result
3.5.94	Asheville, N.C.	Semis	W, 99-91 (ot)
3.3.95	Asheville, N.C.	Quarters	W, 70-66
3.2.01	Greenville, S.C.	Semis	W, 84-73
3.5.04	North Charleston, S.C.	Semis	W, 90-87
3.5.10	Charlotte, N.C.	First	W, 82-62
3.2.12	Asheville, N.C.	First	L, 70-76

## UNCG

All-Time Meetings .....30  
Record ..... 18-12  
Regular-Season ..... 14-10  
Tournament ..... 2-2

### All-Time Tourney Results

Home: 1-0/Away: 1-0/Neutral: 0-2

Date	Site	Round	Result
2.27.98	Greensboro, N.C.	Quarters	W, 56-55
3.4.01	Greenville, S.C.	Final	L, 66-67
3.1.02	North Charleston, S.C.	Quarters	L, 57-67
3.5.05	Chattanooga, Tenn.	Final	W, 66-62

## SAMFORD

All-Time Meetings .....83  
Record ..... 48-35  
Regular-Season ..... 6-3  
Tournament ..... 1-0

### All-Time Tourney Results

Home: 1-0/Away: 0-0/Neutral: 0-0

Date	Site	Round	Result
3.8.08	Chattanooga, Tenn.	Semis	W, 81-70

## WESTERN CAROLINA

All-Time Meetings .....78  
Record ..... 57-21  
Regular-Season ..... 46-17  
Tournament ..... 6-1

### All-Time Tourney Results

Home: 0-0/Away: 0-0/Neutral: 6-1

Date	Site	Round	Result
3.6.81	Roanoke, Va.	Semis	W, 79-70
3.11.83	Charleston, W. Va.	Semis	W, 77-75 (ot)
2.27.87	Asheville, N.C.	Quarters	L, 72-73 (ot)
3.3.89	Asheville, N.C.	Quarters	W, 72-63
3.1.91	Asheville, N.C.	Quarters	W, 84-83
3.5.95	Asheville, N.C.	Final	W, 63-61
3.2.00	Greenville, S.C.	First	W, 90-75

## WOFFORD

All-Time Meetings .....27  
Record ..... 16-11  
Regular-Season ..... 13-11  
Tournament ..... 1-0

### All-Time Tourney Results

Home: 0-0/Away: 0-0/Neutral: 1-0

Date	Site	Round	Result
2.28.07	North Charleston, S.C.	First	W, 64-55



# 2011-12 CHATTANOOGA BASKETBALL

REGULAR-SEASON SOCON CHAMPS: 1981, 1982, 1983, 1985, 1986, 1989, 1991, 1992, 1993, 1994

SOCON DIVISION CHAMPS: 1995, 1997, 1998, 2002, 2005, 2008, 2009, 2011

SOCON TOURNAMENT CHAMPS: 1981, 1982, 1983, 1988, 1993, 1994, 1995, 1997, 2005, 2009

NCAA TOURNAMENT: 1981, 1982, 1983, 1988, 1993, 1994, 1995, 1997 (SWEET 16), 2005, 2009

## SOCON TOURNEY RESULTS UNDER SHULMAN

### 2004-05 - SOCON CHAMPION

03/03/05 6:00 p.m. at Chattanooga, Tenn. (McKenzie Arena)

CHATTANOOGA 77, EAST TENNESSEE STATE 70

EAST TENNESSEE STATE (10-19)

SMITH, Tim 11-24 6-6 33; SNEED, Dillion 4-5 2-6 10; STRONG, Travis 4-8 0-0 10; ANTHONY, James 3-15 1-1 8; RHODA, Ben 3-8 1-1 7; SCOTT, Aaron 1-2 0-0 2; REED, Andrew 0-0 0-0 0; OATMAN, Sam 0-1 0-0 0. Totals 26-63 10-14 70.

CHATTANOOGA (18-10)

PUGH, Alphonso 6-12 6-8 18; KATELYNAS, Mindaugas 7-8 3-8 17; ANDERSON, Charles 6-8 5-7 17; LONG, Casey 6-11 1-2 15; HOOD, Ricky 0-2 4-4 4; CHERRY, Steve 1-6 0-0 2; CROUCH, Jerice 1-3 0-1 2; BROWN, Chris 1-5 0-0 2; MALONE, Matt 0-2 0-0 0; MASTIN, A.J. 0-1 0-0 0. Totals 28-58 19-30 77.

East Tennessee State 37 33 70

Chattanooga 40 37 77

3-point goals--East Tennessee State 8-30 (SMITH, Tim 5-12; STRONG, Travis 2-5; ANTHONY, James 1-11; OATMAN, Sam 0-1; RHODA, Ben 0-1), Chattanooga 2-12 (LONG, Casey 2-5; KATELYNAS, Mindaugas 0-1; HOOD, Ricky 0-1; CHERRY, Steve 0-1; CROUCH, Jerice 0-1; BROWN, Chris 0-2; MASTIN, A.J. 0-1). Fouled out--East Tennessee State-SNEED, Dillion; RHODA, Ben, Chattanooga-None. Rebounds--East Tennessee State 30 (SNEED, Dillion 9), Chattanooga 46 (KATELYNAS, Mindaugas 11). Assists--East Tennessee State 12 (ANTHONY, James 7), Chattanooga 12 (BROWN, Chris 3; HOOD, Ricky 3; LONG, Casey 3). Total fouls--East Tennessee State 24, Chattanooga 18. Technical fouls--East Tennessee State-None, Chattanooga-None. A-5137

03/04/05 8:45 p.m. at Chattanooga, Tenn. (McKenzie Arena)

CHATTANOOGA 57, APPALACHIAN STATE 51

APPALACHIAN STATE (18-12)

THOMPSON, D.J. 5-15 2-2 16; BROWN, Noah 3-10 4-6 12; CRANFORD, Nathan 3-11 0-0 8; JONES, Herbert 3-3 0-0 6; CLAYTON, Jeremy 2-3 0-1 4; THOMAS, Derek 0-2 3-4 3; SCOTT, Demetrius 1-4 0-0 2; McLAUGHLIN-WILLIAMS 0-0 0-0 0; DEAS, Clint 0-4 0-0 0; DAVIS, Corwin 0-2 0-0 0. Totals 17-54 9-13 51.

CHATTANOOGA (19-10)

KATELYNAS, Mindaugas 6-14 6-9 18; LONG, Casey 5-10 0-0 14; BROWN, Chris 4-11 2-4 10; PUGH, Alphonso 1-4 4-4 7; CHERRY, Steve 1-6 2-2 4; ANDERSON, Charles 2-5 0-2 4; MALONE, Matt 0-3 0-0 0; MASTIN, A.J. 0-2 0-0 0; HOOD, Ricky 0-2 0-0 0; HUNT, Kenny 0-2 0-0 0; CROUCH, Jerice 0-2 0-0 0. Totals 19-61 14-21 57.

Appalachian State 32 19 51

Chattanooga 26 31 57

3-point goals--Appalachian State 8-32 (THOMPSON, D.J. 4-11; CRANFORD, Nathan 2-9; BROWN, Noah 2-9; SCOTT, Demetrius 0-2; DAVIS, Corwin 0-1), Chattanooga 5-14 (LONG, Casey 4-7; PUGH, Alphonso 1-1; CHERRY, Steve 0-1; MALONE, Matt 0-1; MASTIN, A.J. 0-2; CROUCH, Jerice 0-1; BROWN, Chris 0-1). Fouled out--Appalachian State-None, Chattanooga-None. Rebounds--Appalachian State 35 (DEAS, Clint 9), Chattanooga 50 (KATELYNAS, Mindaugas 21). Assists--Appalachian State 14 (CLAYTON, Jeremy 4), Chattanooga 12 (LONG, Casey 3). Total fouls--Appalachian State 18, Chattanooga 13. Technical fouls--Appalachian State-None, Chattanooga-None. A-6187

03/05/05 8:00 p.m. at Chattanooga, Tenn. (McKenzie Arena)

CHATTANOOGA 66, UNCG 62

UNCG (18-12)

GROSS, Josh 7-10 1-2 19; HICKMAN, Ricky 2-7 8-13 13; HINES, Kyle 6-7 0-0 12; BURRELL, Ronnie 4-7 2-2 10; BRISTOW, Ray 1-7 2-2 5; JOHNSON, Dwayne 1-5 1-2 3; OLEKSIK, Kevin 0-1 0-0 0. Totals 21-44 14-21 62.

CHATTANOOGA (20-10)

ANDERSON, Charles 6-8 1-1 13; KATELYNAS, Mindaugas 4-10 2-2 12; BROWN, Chris 3-8 3-4 11; PUGH, Alphonso 5-9 0-0 11; LONG, Casey 2-7 4-6 9; CHERRY, Steve 1-5 1-2 4; MALONE, Matt 1-2 0-0 2; HOOD, Ricky 1-3 0-0 2; CROUCH, Jerice 1-6 0-0 2; MASTIN, A.J. 0-0 0-0 0. Totals 24-58 11-15 66.

UNCG 19 43 62

Chattanooga 27 39 66

3-point goals--UNCG 6-15 (GROSS, Josh 4-6; BRISTOW, Ray 1-4; HICKMAN, Ricky 1-4; OLEKSIK, Kevin 0-1), Chattanooga 7-16 (BROWN, Chris 2-5; KATELYNAS, Mindaugas 2-2; CHERRY, Steve 1-1; PUGH, Alphonso 1-2; LONG, Casey 1-5; CROUCH, Jerice 0-1). Fouled out--UNCG-None, Chattanooga-None. Rebounds--UNCG 28 (BURRELL, Ronnie 7), Chattanooga 35 (BROWN, Chris 7; KATELYNAS, Mindaugas 7). Assists--UNCG 16 (JOHNSON, Dwayne 5; HICKMAN, Ricky 5; BURRELL, Ronnie 5), Chattanooga 18 (LONG, Casey 5). Total fouls--UNCG 15, Chattanooga 18. Technical fouls--UNCG-None, Chattanooga-None. A-7243

### 2005-06

03/03/06 2:25 p.m. at Charleston, S.C. (North Charleston Col.)

CHATTANOOGA 65, COLL. OF CHARLESTON 63

CHATTANOOGA (18-12)

LONG, Casey 4-12 2-2 14; MAYS, Keddrick 4-6 1-2 12; CROUCH, Jerice 4-13 1-2 9; ANDERSON, Charles 4-6 0-1 8; CHERRY, Steve 3-7 0-2 7; DOAKS, Nicchaeus 2-4 1-3 6; HOOD, Ricky 2-6 0-0 6; HARTWELL, Khalil 0-2 3-4 3; HERRING, Jaycen 0-1 0-0 0. Totals 23-57 8-16 65.

COLL. OF CHARLESTON (17-11)

LAWRENCE, David 8-15 2-2 22; JOHNSON, Jermaine 5-8 4-7 14; HALL, Drew 3-7 0-0 7; JACKSON, Josh 3-8 0-2 6; DRAPER, Dontaye 2-13 0-0 5; MCCANDIES, Philip 1-2 2-2 4; HAMMOND, Marcus 1-4 1-2 3; DICKERSON, Renardo 0-0 2-2 2; HAIRSTON, J.R. 0-0 0-0 0; SCOTT, Ryan 0-2 0-0 0. Totals 23-59 11-17 63.

Chattanooga 43 22 65

Coll. of Charleston 33 30 63

3-point goals--Chattanooga 11-21 (LONG, Casey 4-7; MAYS, Keddrick 3-4; HOOD, Ricky 2-4; DOAKS, Nicchaeus 1-1; CHERRY, Steve 1-3; CROUCH, Jerice 0-2), Coll. of Charleston 6-26 (LAWRENCE, David 4-10; DRAPER, Dontaye 1-8; HALL, Drew 1-5; HAMMOND, Marcus 0-2; SCOTT, Ryan 0-1). Fouled out--Chattanooga-None, Coll. of Charleston-None. Rebounds--Chattanooga 32 (CHERRY, Steve 5), Coll. of Charleston 49 (JOHNSON, Jermaine 13). Assists--Chattanooga 15 (LONG, Casey 6), Coll. of Charleston 13 (HALL, Drew 4). Total fouls--Chattanooga 17, Coll. of Charleston 20. Technical fouls--Chattanooga-None, Coll. of Charleston-JACKSON, Josh. A-4113

03/04/06 Noon at Charleston, S.C. (North Charleston Col.)

CHATTANOOGA 78, APPALACHIAN STATE 75

APPALACHIAN STATE (14-16)

THOMPSON, D.J. 8-21 3-4 25; CRANFORD, Nathan 5-9 0-0 15; SCOTT, Demetrius 6-11 3-5 15; CLAYTON, Jeremy 2-7 7-9 11; McLAUGHLIN-WILLIAMS 2-8 0-0 6; BERMUDEZ, Eduardo 0-1 2-3 2; WEBB, Tyler 0-0 1-2 1; JACKSON, Jarvis 0-3 0-0 0; HENDERSON, P.L. 0-0 0-0 0. Totals 23-60 16-23 75.

CHATTANOOGA (19-12)

MAYS, Keddrick 5-10 2-3 16; ANDERSON, Charles 6-8 2-3 14; CROUCH, Jerice 5-7 2-4 13; LONG, Casey 2-6 6-8 11; CHERRY, Steve 3-8 0-0 8; HARTWELL, Khalil 3-4 0-0 6; HOOD, Ricky 1-3 3-4 5; HERRING, Jaycen 1-1 0-0 2; DOAKS, Nicchaeus 1-4 0-1 2; JOHNSON, Omar 0-0 1-2 1. Totals 27-51 16-25 78.

Appalachian State 34 41 75

Chattanooga 36 42 78

3-point goals--Appalachian State 13-29 (THOMPSON, D.J. 6-13; CRANFORD, Nathan 5-9; McLAUGHLIN-WILLIAMS 2-6; SCOTT, Demetrius 0-1), Chattanooga 8-18 (MAYS, Keddrick 4-7; CHERRY, Steve 2-3; LONG, Casey 1-4; CROUCH, Jerice 1-2; DOAKS, Nicchaeus 0-1; HOOD, Ricky 0-1). Fouled out--Appalachian State-None, Chattanooga-CROUCH, Jerice. Rebounds--Appalachian State 32 (McLAUGHLIN-WILLIAMS 9), Chattanooga 41 (CHERRY, Steve 7; ANDERSON, Charles 7). Assists--Appalachian State 17 (THOMPSON, D.J. 6), Chattanooga 15 (LONG, Casey 6). Total fouls--Appalachian State 21, Chattanooga 20. Technical fouls--Appalachian State-None, Chattanooga-None.

03/05/06 2:00 p.m. at Charleston, S.C. (North Charleston Col.)

DAVIDSON 80, CHATTANOOGA 55

CHATTANOOGA (19-13)

MAYS, Keddrick 5-9 0-0 13; HOOD, Ricky 4-8 1-1 10; CROUCH, Jerice 4-13 1-2 9; LONG, Casey 2-10 3-3 7; ANDERSON, Charles 2-5 1-7 5; CHERRY, Steve 2-8 0-2 4; DOAKS, Nicchaeus 1-3 0-2 3; HARTWELL, Khalil 0-2 2-3 2; HERRING, Jaycen 1-2 0-0 2; FERRELL, Zach 0-0 0-0 0; JOHNSON, Omar 0-1 0-0 0. Totals 21-61 8-20 55.



# 2011-12 CHATTANOOGA BASKETBALL

REGULAR-SEASON SOCON CHAMPS: 1981, 1982, 1983, 1985, 1986, 1989, 1991, 1992, 1993, 1994

SOCON DIVISION CHAMPS: 1995, 1997, 1998, 2002, 2005, 2008, 2009, 2011

SOCON TOURNAMENT CHAMPS: 1981, 1982, 1983, 1988, 1993, 1994, 1995, 1997, 2005, 2009

NCAA TOURNAMENT: 1981, 1982, 1983, 1988, 1993, 1994, 1995, 1997 (SWEET 16), 2005, 2009

## DAVIDSON (20-10)

WINTERS, Brendan 13-21 1-1 33; MENO, Boris 4-5 4-6 12; JOHNSON, Ian 4-10 2-2 10; McKILLOP, Matt 3-8 0-0 9; MORTON, Jason 2-7 1-2 6; SANDER, Thomas 3-3 0-0 6; GRANT, Kenny 1-2 0-0 2; BLANCETT, Eric 1-2 0-0 2; LOVEDALE, Andrew 0-1 0-0 0; CLUNIE, Chris 0-1 0-0 0; FALCONI, John 0-0 0-0 0; CIVI, Can 0-0 0-0 0; PAULHUS GOSSELIN, Max 0-0 0-0 0; RICHARDS, Jason 0-1 0-0 0. Totals 31-61 8-11 80.

<b>Chattanooga</b>	<b>20</b>	<b>35</b>	<b>55</b>
<b>Davidson</b>	<b>35</b>	<b>45</b>	<b>80</b>

3-point goals--Chattanooga 5-19 (MAYS, Keddrick 3-5; DOAKS, Nicchaeus 1-1; HOOD, Ricky 1-3; CHERRY, Steve 0-2; HERRING, Jaycen 0-1; LONG, Casey 0-5; CROUCH, Jerice 0-2), Davidson 10-28 (WINTERS, Brendan 6-10; McKILLOP, Matt 3-7; MORTON, Jason 1-5; GRANT, Kenny 0-1; RICHARDS, Jason 0-1; JOHNSON, Ian 0-4). Fouled out--Chattanooga-None, Davidson-None. Rebounds--Chattanooga 30 (DOAKS, Nicchaeus 6), Davidson 45 (SANDER, Thomas 12). Assists--Chattanooga 11 (CROUCH, Jerice 5), Davidson 25 (GRANT, Kenny 11). Total fouls--Chattanooga 13, Davidson 18. Technical fouls--Chattanooga-None, Davidson-None. A-2884

## 2006-07

2/28/07 3:00 PM at Charleston, S.C. (N.Charleston Coliseum)

CHATTANOOGA 64, WOFFORD 55

WOFFORD (10-20)

SALTERS, Junior 7-15 0-0 17; NICHOLS, Shane 4-11 4-4 15; WHATLEY, Tyler 3-8 3-6 9; GIBSON, Drew 2-12 4-5 8; GODZINSKI, Corey 2-4 0-1 4; O'CONNOR, Matt 1-7 0-0 2; LEBOLO, Emilio 0-0 0-0 0; ESTEP, Matt 0-3 0-0 0. Totals 19-60 11-16 55.

CHATTANOOGA (15-17)

LONG, CASEY 2-3 9-10 13; WATTS, Marcus 5-7 1-4 11; DOAKS, Nicchaeus 2-6 6-7 10; MAYS, Keddrick 3-10 1-1 8; GWYNNE, Matt 2-4 2-2 6; HARTWELL, Khalil 2-6 2-2 6; HOOD, Ricky 3-3 0-0 6; LOWNDES, Bernard 2-2 0-0 4; BRIDGEWATERS, Kevin 0-1 0-0 0. Totals 21-42 21-26 64.

<b>Wofford</b>	<b>18</b>	<b>37</b>	<b>55</b>
<b>Chattanooga</b>	<b>32</b>	<b>32</b>	<b>64</b>

3-point goals--Wofford 6-26 (SALTERS, Junior 3-8; NICHOLS, Shane 3-8; GIBSON, Drew 0-4; GODZINSKI, Corey 0-1; O'CONNOR, Matt 0-3; ESTEP, Matt 0-2), Chattanooga 1-7 (MAYS, Keddrick 1-6; WATTS, Marcus 0-1). Fouled out--Wofford-None, Chattanooga-None. Rebounds--Wofford 25 (WHATLEY, Tyler 8), Chattanooga 41 (LONG, CASEY 10). Assists--Wofford 8 (O'CONNOR, Matt 4), Chattanooga 10 (HOOD, Ricky 2; BRIDGEWATERS, Kevin 2; GWYNNE, Matt 2; WATTS, Marcus 2; MAYS, Keddrick 2). Total fouls--Wofford 20, Chattanooga 19. Technical fouls--Wofford-None, Chattanooga-None.

3/1/07 2:00 PM at Charleston, S.C. (N.Charleston Coliseum)

DAVIDSON 78, CHATTANOOGA 68

CHATTANOOGA (15-18)

WATTS, Marcus 6-9 1-3 13; LONG, CASEY 4-17 3-4 12; MAYS, Keddrick 2-10 6-7 12; BRIDGEWATERS, Kevin 4-8 0-0 11; DOAKS, Nicchaeus 3-6 2-2 8; GWYNNE, Matt 2-5 0-2 5; HOOD, Ricky 1-5 0-0 3; LOWNDES, Bernard 1-1 0-1 2; HARTWELL, Khalil 1-3 0-2 2; ENGLAND, Nathan 0-0 0-0 0; FERRELL, Zach 0-0 0-0 0. Totals 24-64 12-21 68.

DAVIDSON (27-4)

RICHARDS, Jason 6-14 6-6 20; CURRY, Stephen 6-16 5-6 20; MENO, Boris 5-9 4-4 14; BARR, Bryant 2-3 2-2 7; ARCHAMBAULT, William 2-3 0-0 6; LOVEDALE, Andrew 3-8 0-1 6; SANDER, Thomas 2-6 0-0 5; ROSSITER, Stephen 0-0 0-0 0; PAULHUS GOSSELIN, Max 0-2 0-0 0. Totals 26-61 17-19 78.

<b>Chattanooga</b>	<b>32</b>	<b>36</b>	<b>68</b>
<b>Davidson</b>	<b>34</b>	<b>44</b>	<b>78</b>

3-point goals--Chattanooga 8-25 (BRIDGEWATERS, Kevin 3-6; MAYS, Keddrick 2-8; GWYNNE, Matt 1-1; HOOD, Ricky 1-3; LONG, CASEY 1-5; DOAKS, Nicchaeus 0-1; WATTS, Marcus 0-1), Davidson 9-26 (CURRY, Stephen 3-11; ARCHAMBAULT, William 2-3; RICHARDS, Jason 2-5; BARR, Bryant 1-2; SANDER, Thomas 1-3; PAULHUS GOSSELIN, Max 0-1; MENO, Boris 0-1). Fouled out--Chattanooga-None, Davidson-None. Rebounds--Chattanooga 46 (HOOD, Ricky 8), Davidson 34 (SANDER, Thomas 10). Assists--Chattanooga 14 (LONG, CASEY 8), Davidson 15 (RICHARDS, Jason 5). Total fouls--Chattanooga 16, Davidson 17. Technical fouls--Chattanooga-TEAM, Davidson-None.

## 2007-08

03/08/08 7:00 PM at North Charleston, S.C.

ELON 60, CHATTANOOGA 57

ELON (13-18)

ATOYEI, Ola 5-7 3-6 13; JAMES, Brett 4-14 3-3 12; WATSON, Montell 3-13 3-4 11; LONG, Chris 3-3 1-2 9; CARTER, Devan 3-4 0-0 7; DOUGLAS, TJ 1-5 0-0 3; CONSTANTINE, Adam 1-1 1-2 3; WATERS, Brian 1-3 0-0 2; GRABLE, Scott 0-0 0-0 0; SANDERS, Monty 0-0 0-0 0. Totals 21-50 11-17 60.

CHATTANOOGA (18-13)

DOAKS, Nicchaeus 4-6 3-5 12; WATTS, Marcus 3-9 4-6 10; HARTWELL, Khalil 3-6 4-9 10; SHEARD, Keyron 2-4 2-2 7; BRIDGEWATERS, Kevin 1-8 3-4 6; McDOWELL, Stephen 2-7 0-0 6; GOFFNEY, Kevin 2-6 1-2 5; GWYNNE, Matt 0-1 1-2 1; WADDELL, Qavotstaraj 0-1 0-0 0; FERRELL, Zach 0-0 0-0 0; McCLELLAN, Stephen 0-1 0-0 0. Totals 17-49 18-30 57.

<b>Elon</b>	<b>28</b>	<b>32</b>	<b>60</b>
<b>Chattanooga</b>	<b>31</b>	<b>26</b>	<b>57</b>

3-point goals--Elon 7-20 (WATSON, Montell 2-6; LONG, Chris 2-2; DOUGLAS, TJ 1-4; JAMES, Brett 1-5; CARTER, Devan 1-2; WATERS, Brian 0-1), Chattanooga 5-21 (McDOWELL, Stephen 2-6; SHEARD, Keyron 1-3; DOAKS, Nicchaeus 1-2; BRIDGEWATERS, Kevin 1-4; McCLELLAN, Stephen 0-1; GOFFNEY, Kevin 0-2; WATTS, Marcus 0-3). Fouled out--Elon-None, Chattanooga-None. Rebounds--Elon 36 (ATOYEI, Ola 10), Chattanooga 37 (HARTWELL, Khalil 9). Assists--Elon 12 (WATSON, Montell 3; LONG, Chris 3; JAMES, Brett 3), Chattanooga 10 (SHEARD, Keyron 3). Total fouls--Elon 27, Chattanooga 18. Technical fouls--Elon-None, Chattanooga-None.

## 2008-09 - SOCON CHAMPION

03/07/09 7:10 at Chattanooga, Tenn. - The McKenzie Arena

CHATTANOOGA 79, ELON 78

ELON (11-20)

ATOYEI, Ola 8-12 4-6 20; LONG, Chris 6-9 0-0 18; JAMES, Brett 4-11 0-2 10; CARTER, Devan 1-5 7-7 9; SANDERS, Monty 3-10 0-0 7; SPRADLIN, Drew 2-4 0-0 6; DOUGLAS, TJ 1-3 0-0 3; BONNEY, Josh 1-2 0-0 3; CONSTANTINE, Adam 1-2 0-0 2. Totals 27-58 11-15 78.

CHATTANOOGA (16-16)

GOFFNEY, Kevin 6-11 6-7 18; McDOWELL, Stephen 6-12 0-0 17; DOAKS, Nicchaeus 7-8 0-1 17; SHEARD, Keyron 4-9 0-2 12; HARTWELL, Khalil 3-7 2-5 8; SAFFORE, Jeremy 2-3 0-0 4; PATTERSON, Ty 1-4 1-2 3; FERRELL, Zach 0-0 0-0 0; EARLY, Chris 0-1 0-0 0; WILLIAMS, Jasper 0-0 0-0 0. Totals 29-55 9-17 79.

<b>Elon</b>	<b>40</b>	<b>38</b>	<b>78</b>
<b>Chattanooga</b>	<b>40</b>	<b>39</b>	<b>79</b>

3-point goals--Elon 13-30 (LONG, Chris 6-8; JAMES, Brett 2-6; SPRADLIN, Drew 2-3; BONNEY, Josh 1-2; SANDERS, Monty 1-5; DOUGLAS, TJ 1-3; CARTER, Devan 0-3), Chattanooga 12-24 (McDOWELL, Stephen 5-8; SHEARD, Keyron 4-8; DOAKS, Nicchaeus 3-3; PATTERSON, Ty 0-2; EARLY, Chris 0-1; GOFFNEY, Kevin 0-2). Fouled out--Elon-SANDERS, Monty, Chattanooga-None. Rebounds--Elon 33 (ATOYEI, Ola 9), Chattanooga 33 (DOAKS, Nicchaeus 9). Assists--Elon 12 (CARTER, Devan 3; BONNEY, Josh 3; LONG, Chris 3), Chattanooga 16 (SHEARD, Keyron 7). Total fouls--Elon 19, Chattanooga 16. Technical fouls--Elon-None, Chattanooga-None. A-4560.

03/08/09 8:30 at Chattanooga, Tenn. - The McKenzie Arena

CHATTANOOGA 81, SAMFORD 70

SAMFORD (16-16)

FRIDAY, Bryan 7-10 2-3 17; DAVIS, Josh 6-10 0-0 16; MONTGOMERY, Trey 6-10 2-4 16; KING, Andy 4-10 1-2 11; BEDWELL, Josh 3-7 2-3 10; FRIDAY, Matthew 0-1 0-0 0; BERMUDEZ, Gaby 0-0 0-0 0; MERRITT, Jeffrey 0-0 0-0 0; GRIFFIN, Jim 0-1 0-0 0; WEST, Curtis 0-2 0-0 0. Totals 26-51 7-12 70.

CHATTANOOGA (17-16)

McDOWELL, Stephen 9-16 7-10 32; GOFFNEY, Kevin 4-10 3-4 13; PATTERSON, Ty 3-8 2-2 10; HARTWELL, Khalil 4-5 1-2 9; SHEARD, Keyron 3-7 0-0 7; DOAKS, Nicchaeus 1-4 3-4 5; WILLIAMS, Jasper 0-0 3-4 3; SAFFORE, Jeremy 1-1 0-0 2; TAYLOR, Ricky 0-0 0-0 0; SMITH, Jeff 0-0 0-0 0; FERRELL, Zach 0-1 0-0 0. Totals 25-52 19-26 81.

<b>Samford</b>	<b>36</b>	<b>34</b>	<b>70</b>
<b>Chattanooga</b>	<b>42</b>	<b>39</b>	<b>81</b>



# 2011-12 CHATTANOOGA BASKETBALL

REGULAR-SEASON SOCON CHAMPS: 1981, 1982, 1983, 1985, 1986, 1989, 1991, 1992, 1993, 1994

SOCON DIVISION CHAMPS: 1995, 1997, 1998, 2002, 2005, 2008, 2009, 2011

SOCON TOURNAMENT CHAMPS: 1981, 1982, 1983, 1988, 1993, 1994, 1995, 1997, 2005, 2009

NCAA TOURNAMENT: 1981, 1982, 1983, 1988, 1993, 1994, 1995, 1997 (SWEET 16), 2005, 2009

3-point goals--Samford 11-28 (DAVIS, Josh 4-8; BEDWELL, Josh 2-5; KING, Andy 2-6; MONTGOMERY, Trey 2-5; FRIDAY, Bryan 1-1; WEST, Curtis 0-2; FRIDAY, Matthew 0-1), Chattanooga 12-25 (MCDOWELL, Stephen 7-10; GOFFNEY, Kevin 2-3; PATTERSON, Ty 2-6; SHEARD, Keyron 1-4; FERRELL, Zach 0-1; DOAKS, Nicchaeus 0-1). Fouled out--Samford-DAVIS, Josh; WEST, Curtis, Chattanooga-SHEARD, Keyron. Rebounds--Samford 19 (GRIFFIN, Jim 4; FRIDAY, Bryan 4), Chattanooga 40 (HARTWELL, Khalil 8). Assists--Samford 16 (FRIDAY, Matthew 3; DAVIS, Josh 3), Chattanooga 13 (MCDOWELL, Stephen 5). Total fouls--Samford 23, Chattanooga 14. Technical fouls--Samford-None, Chattanooga-DOAKS, Nicchaeus. A-5497.

### 03/09/09 7:00 at Chattanooga, Tenn. - The McKenzie Arena

CHATTANOOGA 80, COLLEGE OF CHARLESTON 69

COLLEGE OF CHARLESTON (26-8)

Tony White, Jr. 11-19 2-2 31; GOUDELOCK, Andrew 5-17 2-2 15; Marcus Hammond 2-4 0-0 6; Jeremy Simmons 2-4 1-3 5; JOHNSON, Jermaine 2-8 0-0 4; Antwaine Wiggins 2-4 0-0 4; MONROE, Donovan 2-6 0-0 4; Dustin Scott 0-3 0-0 0; SUNDBERG, Matt 0-0 0-0 0. Totals 26-65 5-7 69.

CHATTANOOGA (18-16)

SHEARD, Keyron 4-7 9-10 18; MCDOWELL, Stephen 4-12 4-4 15; PATTERSON, Ty 4-5 1-1 12; GOFFNEY, Kevin 2-7 5-6 10; HARTWELL, Khalil 3-10 1-3 7; HARVEY, Dante 3-5 0-0 6; DOAKS, Nicchaeus 3-6 0-1 6; EARLY, Chris 2-5 2-2 6; FERRELL, Zach 0-0 0-0 0; WILLIAMS, Jasper 0-0 0-0 0. Totals 25-57 22-27 80.

College of Charleston	34	35	69
Chattanooga	34	46	80

3-point goals--College of Charleston 12-33 (Tony White, Jr. 7-14; GOUDELOCK, Andrew 3-12; Marcus Hammond 2-4; Antwaine Wiggins 0-1; MONROE, Donovan 0-2), Chattanooga 8-21 (MCDOWELL, Stephen 3-9; PATTERSON, Ty 3-4; GOFFNEY, Kevin 1-3; SHEARD, Keyron 1-1; DOAKS, Nicchaeus 0-2; HARVEY, Dante 0-2). Fouled out--College of Charleston-None, Chattanooga-None. Rebounds--College of Charleston 34 (Dustin Scott 10), Chattanooga 43 (MCDOWELL, Stephen 7; HARTWELL, Khalil 7). Assists--College of Charleston 7 (MONROE, Donovan 2), Chattanooga 11 (MCDOWELL, Stephen 4). Total fouls--College of Charleston 23, Chattanooga 15. Technical fouls--College of Charleston-None, Chattanooga-None. A-5042.

### 2009-10

#### 03/05/10 9:30 P.M. at Bojangles Coliseum - Charlotte, N.C.

CHATTANOOGA 82, GEORGIA SOUTHERN 62

GEORGIA SOUTHERN (9-23)

SPENCER, Rory 5-12 5-10 15; POWERS, Willie 3-15 5-7 12; HANSON, Antonio 5-13 0-0 12; DRAYTON, Ben 4-8 0-1 9; WOHLLEB, Colby 3-10 0-0 9; JOHNSON, Antoine 1-3 0-0 2; TROUPE, Tyler 1-2 0-0 2; RUCKER, J 0-0 1-2 1; BASKERVILLE, C 0-1 0-0 0; PERRY, Sandy 0-0 0-0 0. Totals 22-64 11-20 62.

CHATTANOOGA (15-17)

McKEITHER, Ridge 9-11 1-2 19; ODEM, Josh 3-7 5-6 13; EARLY, Chris 5-6 0-0 10; JEFFERSON, DeAntre 4-4 0-0 8; BELL, Keegan 3-3 0-0 7; PATTERSON, Ty 3-6 0-0 6; WILLIAMS, Jasper 2-2 0-0 6; TAYLOR, Ricky 1-2 2-2 4; WATSON, Sam 2-4 0-0 4; HARVEY, Dante 1-1 0-0 2; CAGE, Troy 1-5 0-0 2; SAFFORE, Jeremy 0-0 1-5 1; HAMPTON, Dontay 0-0 0-0 0. Totals 34-51 9-15 82.

Georgia Southern	29	33	62
Chattanooga	40	42	82

3-point goals--Georgia Southern 7-25 (WOHLLEB, Colby 3-10; HANSON, Antonio 2-8; DRAYTON, Ben 1-3; POWERS, Willie 1-4), Chattanooga 5-13 (WILLIAMS, Jasper 2-2; ODEM, Josh 2-4; BELL, Keegan 1-1; PATTERSON, Ty 0-3; CAGE, Troy 0-2; EARLY, Chris 0-1). Fouled out--Georgia Southern-None, Chattanooga-JEFFERSON, DeAntre. Rebounds--Georgia Southern 20 (SPENCER, Rory 7), Chattanooga 49 (EARLY, Chris 12). Assists--Georgia Southern 13 (POWERS, Willie 4; JOHNSON, Antoine 4), Chattanooga 18 (BELL, Keegan 5). Total fouls--Georgia Southern 17, Chattanooga 18. Technical fouls--Georgia Southern-HANSON, Antonio, Chattanooga-PATTERSON, Ty. A-2466.

#### 03/06/10 9:30 P.M. at Bojangles Coliseum - Charlotte, N.C.

COL. OF CHARLESTON 96, CHATTANOOGA 69

CHATTANOOGA (15-18)

PATTERSON, Ty 6-9 2-4 16; JEFFERSON, DeAntre 6-7 3-7 15; BELL, Keegan 3-11 0-0 9; EARLY, Chris 3-7 0-0 6; TAYLOR, Ricky 2-6 1-2 6; SAFFORE, Jeremy 3-4 0-0 6; CAGE, Troy 1-2 2-2 5; McKEITHER, Ridge 1-5 0-0 2; ODEM, Josh 0-3 2-2 2; WATSON, Sam 0-0 1-2 1; HARVEY, Dante 0-0 1-2 1; SMITH, Jeff 0-0 0-0 0; HAMPTON, Dontay 0-1 0-0 0; WILLIAMS, Jasper 0-1 0-0 0. Totals 25-56 12-21 69.

COL. OF CHARLESTON (21-10)

GOUDELOCK, Andrew 10-16 0-0 27; WHITE JR, Tony 7-14 3-4 22; MONROE, Donovan 4-9 6-6 15; SIMMONS, Jeremy 4-6 2-4 10; LAWRENCE, Andrew 3-6 0-0 8; BREEDEN, Casaan 2-4 1-1 5; HALL, Willis 2-5 0-0 4; SUNDBERG, Matt 1-1 0-0 3; BENTON, Bart 1-2 0-0 2; CAMPBELL, Garrett 0-0 0-0 0; TUROK, Jordan 0-0 0-0 0; WRIGHT, Rashad 0-0 0-0 0. Totals 34-63 12-15 96.

Chattanooga	36	33	69
Col. of Charleston	56	40	96

3-point goals--Chattanooga 7-20 (BELL, Keegan 3-9; PATTERSON, Ty 2-4; CAGE, Troy 1-1; TAYLOR, Ricky 1-3; McKEITHER, Ridge 0-1; ODEM, Josh 0-1; EARLY, Chris 0-1), Col. of Charleston 16-31 (GOUDELOCK, Andrew 7-10; WHITE JR, Tony 5-10; LAWRENCE, Andrew 2-4; MONROE, Donovan 1-3; SUNDBERG, Matt 1-1; BENTON, Bart 0-1; BREEDEN, Casaan 0-2). Fouled out--Chattanooga-None, Col. of Charleston-None. Rebounds--Chattanooga 27 (McKEITHER, Ridge 9), Col. of Charleston 37 (BREEDEN, Casaan 12). Assists--Chattanooga 19 (BELL, Keegan 8), Col. of Charleston 17 (WHITE JR, Tony 6; GOUDELOCK, Andrew 6). Total fouls--Chattanooga 11, Col. of Charleston 18. Technical fouls--Chattanooga-None, Col. of Charleston-None. A-5007.

### 2010-11

#### 03/05/11 7 p.m. at Chattanooga, Tenn. (The McKenzie Arena) - SoCon Quarters

FURMAN 61, CHATTANOOGA 52

FURMAN (22-9)

MILLER, Jordan 5-8 8-11 21; SAAKA, Amu 6-13 0-0 15; EVANS, Darryl 4-7 5-6 14; SEBIRUMBI, Brandon 2-5 2-2 6; BARNES, Bryson 1-4 2-3 4; TOLER, Chris 0-0 1-2 1; REDDICK, Colin 0-3 0-0 0; REDDICK, Charlie 0-1 0-0 0; BROWN, Richard 0-0 0-0 0; DEHM, Justin 0-1 0-0 0. Totals 18-42 18-24 61.

CHATTANOOGA (16-16)

BELL, Keegan 6-16 6-9 20; WATTAD, Omar 4-11 2-6 12; TAYLOR, Ricky 4-11 3-5 12; JEFFERSON, DeAntre 0-1 4-6 4; EARLY, Chris 1-6 0-0 2; WATSON, Sam 1-2 0-1 2; BURROUGHS, Jahmal 0-2 0-2 0; SAFFORE, Jeremy 0-0 0-0 0; CAGE, Troy 0-1 0-0 0; HAMPTON, Dontay 0-1 0-0 0. Totals 16-51 15-29 52.

Furman	30	31	61
Chattanooga	24	28	52

3-point goals--Furman 7-19 (SAAKA, Amu 3-8; MILLER, Jordan 3-6; EVANS, Darryl 1-3; DEHM, Justin 0-1; BARNES, Bryson 0-1), Chattanooga 5-20 (WATTAD, Omar 2-6; BELL, Keegan 2-8; TAYLOR, Ricky 1-4; CAGE, Troy 0-1; EARLY, Chris 0-1). Fouled out--Furman-None, Chattanooga-EARLY, Chris. Rebounds--Furman 37 (SAAKA, Amu 10), Chattanooga 32 (JEFFERSON, DeAntre 7). Assists--Furman 10 (EVANS, Darryl 4), Chattanooga 8 (BELL, Keegan 3). Total fouls--Furman 24, Chattanooga 24. Technical fouls--Furman-None, Chattanooga-None. A-5597

### 2011-12

#### 3/2/12 8:30 pm at US Cellular Center- Asheville, NC

GEORGIA SOUTHERN 76, CHATTANOOGA 70

CHATTANOOGA (11-21)

BURROUGHS, Jahmal 6-11 3-5 15; HAMPTON, Dontay 1-4 10-12 13; WHITE, Ronrico 4-8 2-4 12; BELL, Keegan 2-9 6-6 11; ZLOVARIC, Drazen 3-6 0-0 6; TAYLOR, Ricky 2-6 2-3 6; WATTAD, Omar 1-5 3-3 5; MASON, Z. 0-3 2-2 2; BRYANT, Jared 0-1 0-0 0; STOKES, Lance 0-0 0-0 0. Totals 19-53 28-35 70.

GEORGIA SOUTHERN (15-14)

FERGUSON, Eric 9-13 8-10 26; HEWITT, Jelani 6-15 0-1 15; DRAYTON, Ben 4-10 3-4 12; BUSSEY, Tré 2-8 4-4 10; PERNELL, Jessie 2-4 0-0 6; BASKERVILLE, Cameron 1-3 3-4 5; POWERS, Willie 1-3 0-2 2; BROWN, Tyrone 0-0 0-0 0; DUNNICAN, Kameron 0-0 0-0 0; BAYNHAM, Marvin 0-1 0-0 0. Totals 25-57 18-25 76.

Chattanooga	42	28	70
Georgia Southern	34	42	76

3-point goals--Chattanooga 4-18 (WHITE, Ronrico 2-3; HAMPTON, Dontay 1-2; BELL, Keegan 1-6; WATTAD, Omar 0-3; TAYLOR, Ricky 0-3; BURROUGHS, Jahmal 0-1), Georgia Southern 8-23 (HEWITT, Jelani 3-7; PERNELL, Jessie 2-4; BUSSEY, Tré 2-5; DRAYTON, Ben 1-5; FERGUSON, Eric 0-2). Fouled out--Chattanooga-None, Georgia Southern-None. Rebounds--Chattanooga 41 (BURROUGHS, Jahmal 13), Georgia Southern 31 (HEWITT, Jelani 9). Assists--Chattanooga 8 (BELL, Keegan 4), Georgia Southern 17 (HEWITT, Jelani 5). Total fouls--Chattanooga 20, Georgia Southern 28. Technical fouls--Chattanooga-None, Georgia Southern-None. A-4741



# 2011-12 CHATTANOOGA BASKETBALL

REGULAR-SEASON SOCON CHAMPS: 1981, 1982, 1983, 1985, 1986, 1989, 1991, 1992, 1993, 1994

SOCON DIVISION CHAMPS: 1995, 1997, 1998, 2002, 2005, 2008, 2009, 2011

SOCON TOURNAMENT CHAMPS: 1981, 1982, 1983, 1988, 1993, 1994, 1995, 1997, 2005, 2009

NCAA TOURNAMENT: 1981, 1982, 1983, 1988, 1993, 1994, 1995, 1997 (SWEET 16), 2005, 2009



## 5 • DREW BAKER

6-7, 199, RSo., F  
Knoxville, Tenn. (Karns)


- Redshirted 2010-11 season after playing in two games in 2009-10.
- Walk-on who sprouted two inches and gained about 20 lbs., since coming on campus in 2009.
- Made first career start with 14 points and five rebounds against Warren Wilson.

### 2011-12 GAME-BY-GAME

Opponent	Date	GS	Min	FG	FGA	Pct	3FG	FGA	Pct	FT	FTA	Pct	REBOUNDS				PF	FO	A	TO	Blk	Stl	Pts	Avg				
													Off	Def	Tot	Avg												
at Indiana	11/13/11		1	0	0	.000	0	0	.000	0	0	.000	0	0	0	0	0	0	0	0	0	0	0	0	0	0	0	0.0
WARREN WILSON	11/21/11	*	18	5	5	1.000	0	0	.000	4	7	.571	1	4	5	2.5	1	0	0	2	1	2	14	7.0				
SAVANNAH ST	11/25/11	*	5	0	1	.000	0	0	.000	0	0	.000	0	0	0	1.7	0	0	1	0	1	0	4.7					
SPALDING	12/13/11		5	0	0	.000	0	0	.000	0	0	.000	0	1	1	1.5	1	0	0	0	0	0	3.5					
at Kentucky	12/17/11		1	0	0	.000	0	0	.000	0	0	.000	0	0	0	1.2	0	0	0	0	0	0	2.8					
HIWASSEE	12/21/11		15	0	2	.000	0	0	.000	1	4	.250	0	3	3	1.5	1	0	0	1	1	2	1	2.5				
LONGWOOD	12/29/11		4	1	2	.500	0	0	.000	0	0	.000	1	3	4	1.9	0	0	0	0	1	0	2	2.4				
at Elon	01/21/12		1	0	0	.000	0	0	.000	0	0	.000	0	0	0	1.6	2	0	0	0	0	0	0	2.1				
GEORGIA SO.	01/28/12		14	2	2	1.000	0	0	.000	0	1	.000	2	1	3	1.8	4	0	0	1	0	0	4	2.3				
at W. Carolina	02/02/12		17	0	1	.000	0	0	.000	0	3	.000	2	1	3	1.9	3	0	0	3	0	0	0	2.1				
at Davidson	02/04/12		11	2	4	.500	0	0	.000	1	3	.333	1	0	1	1.8	2	0	0	1	0	0	5	2.4				
ELON	02/09/12		4	0	1	.000	0	0	.000	0	2	.000	1	1	2	1.8	1	0	0	1	0	0	0	2.2				
UNCG	02/11/12		2	0	0	.000	0	0	.000	0	0	.000	0	0	0	1.7	2	0	0	0	0	0	0	2.0				
at App State	02/15/12		11	1	2	.500	0	0	.000	1	2	.500	3	1	4	1.9	2	0	1	0	0	1	3	2.1				
SAMFORD	02/25/12		0	0	0	.000	0	0	.000	0	0	.000	0	0	0	1.7	0	0	0	0	0	0	0	1.9				
<b>Totals</b>			<b>2</b>	<b>109</b>	<b>11</b>	<b>20</b>	<b>.550</b>	<b>0</b>	<b>0</b>	<b>.000</b>	<b>7</b>	<b>.22</b>	<b>.318</b>	<b>11</b>	<b>15</b>	<b>26</b>	<b>1.7</b>	<b>19</b>	<b>0</b>	<b>1</b>	<b>9</b>	<b>4</b>	<b>6</b>	<b>29</b>	<b>1.9</b>			

### CAREER/SEASON HIGHS

CATEGORY	CAREER HIGH	SEASON HIGH
Points	14 vs. Warren Wilson, 11/21/11	Same
Rebounds	5 vs. 2 opp. (MR: vs. Warren Wilson, 11/21/11)	Same
Assists	1 vs. 3 opp. (MR: at App State, 2/15/12)	Same
Turnovers	3 at Western Carolina, 2/2/12	Same
Blocks	1 vs. 4 opp. (MR: Elon, 2/9/12)	Same
Steals	2 vs. 2 opp. (MR: Hiwassee, 12/21/11)	Same
Minutes	18 vs. Warren Wilson, 11/21/11	Same
FG Made	5 vs. Warren Wilson, 11/21/11	Same
FG Att.	5 vs. Warren Wilson, 11/21/11	Same
3-pt FG Made		
3-pt FG Att.		
FT Made	4 vs. Warren Wilson, 11/21/11	Same
FT Att.	7 vs. Warren Wilson, 11/21/11	Same



## 10 • MARTYNAS BAREIKA

6-4, 186, RFr., G  
Kedainiai, Lithuania (Triobet-Malsta)

- Redshirted 2010-11 season.
- 1st Lithuanian player for Mocs since Mindaugas Katelynas (2004-05).
- Strong defender on the wing.

### 2011-12 GAME-BY-GAME

Opponent	Date	GS	Min	FG	FGA	Pct	3FG	FGA	Pct	FT	FTA	Pct	REBOUNDS				PF	FO	A	TO	Blk	Stl	Pts	Avg		
													Off	Def	Tot	Avg										
at Indiana	11/13/11		1	0	1	.000	0	0	.000	0	0	.000	0	0	0	0.0	0	0	0	0	0	0	0	0	0	0.0
WARREN WILSON	11/21/11		11	2	5	.400	0	2	.000	0	1	.000	0	1	1	0.5	1	0	1	0	0	0	0	4	2.0	
SPALDING	12/13/11		7	1	1	1.000	0	0	.000	0	1	.000	1	1	2	1.0	1	0	0	2	0	0	2	2.0		
at Kentucky	12/17/11		1	0	0	.000	0	0	.000	0	0	.000	0	0	0	0.8	0	0	0	0	0	0	0	0	1.5	
HIWASSEE	12/21/11		12	2	2	1.000	0	0	.000	2	4	.500	1	1	2	1.0	1	0	0	0	0	0	1	6	2.4	
LONGWOOD	12/29/11		4	0	0	.000	0	0	.000	0	0	.000	0	0	0	0.8	1	0	0	2	0	0	0	2.0		
at W. Carolina	02/02/12		4	0	1	.000	0	0	.000	0	0	.000	1	1	2	1.0	0	0	0	0	0	0	0	1.7		
at Davidson	02/04/12		2	0	0	.000	0	0	.000	0	0	.000	0	0	0	0.9	0	0	0	0	0	0	0	1.5		
UNCG	02/11/12		5	0	0	.000	0	0	.000	0	0	.000	0	2	2	1.0	0	0	0	0	0	0	0	1.3		
at App State	02/15/12		16	1	5	.200	0	1	.000	0	0	.000	3	1	4	1.3	1	0	1	0	0	0	2	1.4		
at Furman	02/23/12		2	0	0	.000	0	0	.000	0	0	.000	0	0	1.2	0	0	0	0	0	0	0	0	1.3		
SAMFORD	02/25/12		1	0	0	.000	0	0	.000	0	0	.000	0	0	1.1	0	0	0	0	0	0	0	0	1.2		
<b>Totals</b>			<b>0</b>	<b>66</b>	<b>6</b>	<b>15</b>	<b>.400</b>	<b>0</b>	<b>3</b>	<b>.000</b>	<b>2</b>	<b>.6</b>	<b>.333</b>	<b>6</b>	<b>7</b>	<b>13</b>	<b>1.1</b>	<b>5</b>	<b>0</b>	<b>2</b>	<b>4</b>	<b>0</b>	<b>1</b>	<b>14</b>	<b>1.2</b>	

### CAREER/SEASON HIGHS

CATEGORY	CAREER HIGH	SEASON HIGH
Points		6 vs. Hiwassee, 12/21
Rebounds		4 at App State, 2/15/12
Assists		1 vs. 2 opp. (MR: at App State, 2/15/12)
Turnovers		2 vs. Spalding, 12/13
Blocks		
Steals		1 vs. Hiwassee, 12/21
Minutes		16 at App State, 2/15/12
FG Made		2 vs. 2 opp. (MR: Hiwassee, 12/21)
FG Att.		5 vs. 2 opp. (MR: at App State, 2/15/12)
3-pt FG Made		
3-pt FG Att.		2 vs. Warren Wilson, 11/21
FT Made		2 vs. Hiwassee, 12/21
FT Att.		4 vs. Hiwassee, 12/21



# 2011-12 CHATTANOOGA BASKETBALL

REGULAR-SEASON SOCON CHAMPS: 1981, 1982, 1983, 1985, 1986, 1989, 1991, 1992, 1993, 1994

SOCON DIVISION CHAMPS: 1995, 1997, 1998, 2002, 2005, 2008, 2009, 2011

SOCON TOURNAMENT CHAMPS: 1981, 1982, 1983, 1988, 1993, 1994, 1995, 1997, 2005, 2009

NCAA TOURNAMENT: 1981, 1982, 1983, 1988, 1993, 1994, 1995, 1997 (SWEET 16), 2005, 2009



## 12 • TREY BROWN

6-7, 192, Fr., F

Brandon, Miss. (Brandon)

- True freshman wing with great athleticism

### 2011-12 GAME-BY-GAME

Opponent	Date	GS	Min	FG	FGA	Pct	3FG	FGA	Pct	FT	FTA	Pct	REBOUNDS					PF	FO	A	TO	Blk	Stl	Pts	Avg		
													Off	Def	Tot	Avg											
WARREN WILSON	11/21/11		8	0	2	.000	0	1	.000	0	1	.000	1	0	1	1.0	0	0	0	0	0	1	0	0	0	0	0.0
SPALDING	12/13/11		7	0	0	.000	0	0	.000	0	0	.000	0	0	0	0.5	0	0	0	0	0	0	0	0	0	0	0.0
at Kentucky	12/17/11		1	0	0	.000	0	0	.000	0	0	.000	0	0	0	0.3	0	0	0	0	0	0	0	0	0	0	0.0
HIWASSEE	12/21/11		9	1	2	.500	1	2	.500	1	2	.500	0	2	2	0.8	0	0	1	1	0	0	0	0	4	1.0	
LONGWOOD	12/29/11		3	0	1	.000	0	0	.000	0	0	.000	0	0	0	0.6	0	0	1	0	0	0	0	0	0	0.8	
at Davidson	02/04/12		2	0	0	.000	0	0	.000	0	0	.000	0	0	0	0.5	0	0	0	0	0	0	0	0	0	0.7	
at Furman	02/23/12		2	1	2	.500	0	0	.000	0	0	.000	1	1	2	0.7	0	0	0	0	0	0	0	0	2	0.9	
SAMFORD	02/25/12		0	0	0	.000	0	0	.000	0	0	.000	0	0	0	0.6	0	0	0	0	0	0	0	0	0	0.8	
<b>Totals</b>		<b>0</b>	<b>32</b>	<b>2</b>	<b>7</b>	<b>.286</b>	<b>1</b>	<b>3</b>	<b>.333</b>	<b>1</b>	<b>3</b>	<b>.333</b>	<b>2</b>	<b>3</b>	<b>5</b>	<b>0.6</b>	<b>0</b>	<b>0</b>	<b>2</b>	<b>1</b>	<b>1</b>	<b>0</b>	<b>0</b>	<b>6</b>	<b>0.8</b>		

### CAREER/SEASON HIGHS

CATEGORY	CAREER HIGH	SEASON HIGH
Points		4 vs. Hiwassee, 12/21
Rebounds		2 vs. Hiwassee, 12/21
Assists		1 vs. 2 opp. (MR: Longwood, 12/29)
Turnovers		1 vs. Hiwassee, 12/21
Blocks		1 vs. Warren Wilson, 11/21
Steals		
Minutes		9 vs. Hiwassee, 12/21
FG Made		1 vs. Hiwassee, 12/21
FG Att.		2 vs. 2 opp. (MR: Hiwassee, 12/21)
3-pt FG Made		
3-pt FG Att.		1 vs. Warren Wilson, 11/21
FT Made		
FT Att.		1 vs. Warren Wilson, 11/21



## 24 • RYAN GENTLE

6-5, 181, RFr., F

Nashville, Tenn. (Franklin Road Acad.)

- Redshirted 2010-11 season.
- Out with lower body injury.

### 2011-12 GAME-BY-GAME

Opponent	Date	GS	Min	FG	FGA	Pct	3FG	FGA	Pct	FT	FTA	Pct	REBOUNDS					PF	FO	A	TO	Blk	Stl	Pts	Avg
													Off	Def	Tot	Avg									

### CAREER/SEASON HIGHS

CATEGORY	CAREER HIGH	SEASON HIGH
Points		
Rebounds		
Assists		
Turnovers		
Blocks		
Steals		
Minutes		
FG Made		
FG Att.		
3-pt FG Made		
3-pt FG Att.		
FT Made		
FT Att.		



# 2011-12 CHATTANOOGA BASKETBALL

REGULAR-SEASON SOCON CHAMPS: 1981, 1982, 1983, 1985, 1986, 1989, 1991, 1992, 1993, 1994

SOCON DIVISION CHAMPS: 1995, 1997, 1998, 2002, 2005, 2008, 2009, 2011

SOCON TOURNAMENT CHAMPS: 1981, 1982, 1983, 1988, 1993, 1994, 1995, 1997, 2005, 2009

NCAA TOURNAMENT: 1981, 1982, 1983, 1988, 1993, 1994, 1995, 1997 (SWEET 16), 2005, 2009



## 3 • KEEGAN BELL

6-1, 185, RSr., G

Huntsville, Ala.

(Vandy/Hazel Green)

• Was on the Bob Cousy Award watch list which is presented to the nation's top point guard this year and last season as well.

• MVP of the Dr Pepper Classic...had 25 points and 23 assists over the two days leading Mocs to 14th title.

• All-Tournament for the Hoosier Classic.

• Third-year starter and captain.

• Began career at Vanderbilt.

• 21 points on 7-9 shooting from beyond the arc in the exhibition win over Tennessee Wesleyan.

• Season high nine assists in home loss to Kennesaw State.

• Broke out with 20 points in home win over Savannah State...8th career 20-pt game...made 5-10 from 3pt range and 5-6 from FT line...scored 11 of his 20 in final 4:17.

• Recorded the program's third triple-double of the DI era with 12 points, 10 rebounds and 10 assists at College of Charleston (Tim Brooks at Western Carolina - 2/1/92 - 16/10/16 & Gary Robb vs Southern - 12/29/92 - 13/10/17)...the 10 rebounds are a career high for Bell.

• Made 400th career assist at UTC in the first half of the game at Mercer...No. 400 came on an entry pass in the post to Chris Early at 10:29.

• Set the Mocs all-time assist record on a feed to Ronrico White in the second half at Kentucky.

• New career high with 16 assists in win over Longwood...one shy of school record of 17 by Gary Robb...narrowly missed triple-double with 10 points and nine rebounds.

• 15 points and seven assists in win over Utah Valley.

• 15 points, four rebounds and three assists at Tennessee making four treys (10 att.).

• 12 assists against just two turnovers in home win over Western Carolina.

• 16 points and five assists in home loss to Georgia Southern.

• 13 points, five rebounds and five assists at Western Carolina.

• 500th assist at UTC came on a feed to Drazen Zlovacic at Davidson.

• Scored all 21 points in the second half leading a come-from-behind win over Samford...made 6-11 FG, 5-10 3pt & 4-6 FT...dished out nine assists moving into the top 10 all-time in the SoCon passing Kevin Young of Western Carolina for 10th.

## 2011-12 GAME-BY-GAME

Opponent	Date	GS	Min	FG	FGA	Pct	3FG	FGA	Pct	FT	FTA	Pct	REBOUNDS			PF	FO	A	TO	Blk	Stl	Pts	Avg		
													Off	Def	Tot										
at Indiana	11/13/11	*	30	0	5	.000	0	2	.000	0	0	.000	0	2	2	0	0	7	5	0	2	0	0.0		
at BUTLER	11/15/11	*	33	1	4	.250	0	3	.000	2	2	1.000	1	3	4	3.0	0	6	4	0	0	4	2.0		
KENNESAW ST.	11/18/11	*	35	2	6	.333	0	3	.000	0	0	.000	1	1	2	2.7	0	0	9	2	0	2	4.2		
WARREN WILSON	11/21/11	*	25	2	5	.400	2	5	.400	0	0	.000	0	5	5	3.3	0	0	7	2	0	2	6.3		
SAVANNAH STATE	11/25/11	*	34	5	10	.500	5	10	.500	5	6	.833	0	2	2	3.0	0	5	4	0	1	20	6.8		
GARDNER-WEBB	11/27/11	*	43	6	16	.375	3	11	.273	2	2	1.000	0	2	2	2.8	2	0	5	3	0	1	17	8.5	
at Georgia So.	12/1/11	*	39	2	2	1.000	1	1	1.000	0	0	.000	0	1	1	2.6	1	0	6	2	0	1	5	8.0	
at CoFC	12/03/11	*	47	4	13	.308	1	7	.143	3	4	.750	1	9	10	3.5	4	0	10	4	0	0	12	8.5	
at Mercer	12/10/11	*	36	0	3	.000	0	3	.000	3	3	1.000	1	2	3	3.4	2	0	8	4	0	0	3	7.9	
SPALDING	12/13/11	*	28	4	9	.444	4	8	.500	0	0	.000	0	3	3	3.4	0	0	8	1	0	2	12	8.3	
at Kentucky	12/17/11	*	33	2	12	.167	2	11	.182	2	2	1.000	1	3	4	3.5	0	0	4	5	0	1	8	8.3	
HIWASSEE	12/21/11	*	22	0	1	.000	0	1	.000	0	0	.000	0	4	4	3.5	1	0	8	0	0	0	0	7.6	
LONGWOOD	12/29/11	*	34	4	9	.444	0	3	.000	2	4	.500	2	7	9	3.9	2	0	16	2	0	2	10	7.8	
UTAH VALLEY	12/30/11	*	39	6	16	.375	3	10	.300	0	0	.000	0	4	4	3.9	2	0	7	4	0	0	15	8.3	
at Tennessee	01/02/12	*	38	5	13	.385	4	10	.400	1	3	.333	0	4	4	3.9	1	0	3	2	0	1	15	8.7	
W. CAROLINA	01/05/12	*	37	3	9	.333	2	6	.333	0	2	.000	1	3	4	3.9	0	12	2	0	2	8	8.7		
APP STATE	01/07/12	*	39	1	13	.077	1	10	.100	0	0	.000	1	3	4	3.9	2	0	7	1	0	1	3	8.4	
WOFFORD	01/12/12	*	40	1	6	.167	1	6	.167	3	5	.600	0	3	3	3.9	2	0	1	5	0	1	6	8.2	
at Samford	01/14/12	*	40	3	13	.231	3	13	.231	0	0	.000	0	4	4	3.9	4	0	5	5	1	0	9	8.3	
at UNCG	1/19/12	*	40	1	4	.250	1	2	.500	2	2	1.000	0	3	3	4.3	1	0	3	5	0	1	5	7.9	
at Elon	01/21/12	*	37	1	2	.500	1	2	.500	0	0	.000	0	8	8	4.0	1	0	8	2	0	1	3	7.9	
DAVIDSON	01/26/12	*	38	3	10	.300	2	6	.333	0	0	.000	0	3	3	4.0	0	0	3	1	0	1	8	7.9	
GEORGIA SO.	01/28/12	*	29	6	10	.600	4	8	.500	0	0	.000	1	2	3	4.0	2	0	5	2	0	1	16	8.2	
at W. Carolina	02/02/12	*	38	5	13	.385	3	11	.273	0	0	.000	0	5	5	4.0	2	0	5	2	0	0	13	8.4	
at Davidson	02/04/12	*	36	0	3	.000	0	3	.000	2	2	1.000	0	1	1	3.9	0	0	3	2	0	1	2	8.2	
ELON	02/09/12	*	34	0	1	.000	0	1	.000	0	0	.000	0	0	0	3.7	0	0	5	3	0	2	0	7.8	
UNCG	02/11/12	*	38	1	12	.083	1	9	.111	4	6	.667	3	3	6	3.8	2	0	6	2	0	0	7	7.8	
at App State	02/15/12	*	21	1	6	.167	1	6	.167	0	0	.000	0	0	0	3.7	0	0	1	2	0	0	3	7.6	
THE CITADEL	02/18/12	*	34	2	8	.250	0	5	.000	1	1	1.000	0	1	1	3.6	1	0	6	4	0	2	5	7.6	
at Furman	02/23/12	*	25	1	8	.125	0	4	.000	0	0	.000	0	3	3	3.6	2	0	5	2	0	3	2	7.4	
SAMFORD	02/25/12	*	37	6	11	.545	5	10	.500	4	6	.667	1	1	2	3.5	0	0	9	3	0	1	21	7.8	
vs Georgia So.	3/2/12	*	36	2	9	.222	1	6	.167	6	6	1.000	1	2	3	3.5	3	0	4	4	0	1	11	7.9	
<b>Totals</b>			<b>32</b>	<b>1115</b>	<b>80</b>	<b>262</b>	<b>.305</b>	<b>51</b>	<b>196</b>	<b>.260</b>	<b>42</b>	<b>56</b>	<b>.750</b>	<b>15</b>	<b>97</b>	<b>112</b>	<b>3.5</b>	<b>40</b>	<b>0</b>	<b>197</b>	<b>91</b>	<b>1</b>	<b>33</b>	<b>253</b>	<b>7.9</b>

## CAREER/SEASON HIGHS

CATEGORY	CAREER HIGH	SEASON HIGH
Points	25 at Samford, 2/26/11	21 vs. Samford, 2/25
Rebounds	10 at Coll. of Charleston, 12/3/11	Same
Assists	16 vs. Longwood, 12/29/11	Same
Turnovers	6 vs. College of Charleston, 1/16/10	5 vs. 4 opp. (MR: at UNCG 1/19)
Blocks	1 vs. 4 opp. (MR: at Samford, 1/14/12)	Same
Steals	5 vs. Virginia Intermont, 11/13/09	3 at Furman, 2/23
Minutes	48 vs. UNCG, 1/27/11	47 at Coll. of Charleston, 12/3
FG Made	8 vs. 2 opp. (MR: at Samford, 2/26/11)	6 vs. 4 opp. (MR: Samford, 2/25)
FG Att.	18 at Samford, 2/26/11	16 vs. 2 opp. (MR: Utah Valley, 12/30)
3-pt FG Made	6 vs. 5 opp. (MR: at Samford, 2/26/11)	5 vs. 2 opp. (MR: Samford, 2/25)
3-pt FG Att.	16 at Samford, 2/26/11	13 at Samford, 1/14
FT Made	9 at Jacksonville State, 12/1/09	5 vs. Savannah State, 11/25
FT Att.	10 at Jacksonville State, 12/1/09	6 vs. Samford, 2/25

## BELL'S CAREER STATISTICS

### REBOUNDS

YEAR	GP	GS	MIN	AVG.	FG	FGA	PCT.	3FG	FGA	PCT.	FT	FTA	PCT.	OFF	DEF	TOTAL	AVG	PF	FO	A	TO	BLK	STL	PTS	AVG
2007-08*	34	0	460	13.5	30	93	.323	27	78	.346	5	10	.500	6	35	41	1.2	39	0	95	51	1	7	92	2.7
2009-10	33	32	979	29.7	83	234	.355	48	155	.310	36	52	.692	10	91	101	3.1	52	1	159	93	1	29	250	7.6
2010-11	32	31	1105	34.5	101	279	.362	62	200	.310	46	63	.730	25	81	106	3.3	56	1	182	77	1	28	310	9.7
2011-12	32	32	1115	34.8	80	262	.305	51	196	.260	42	56	.750	15	97	112	3.5	40	0	197	91	1	33	253	7.9
<b>TOTAL</b>	<b>97</b>	<b>95</b>	<b>3199</b>	<b>33.0</b>	<b>264</b>	<b>775</b>	<b>.341</b>	<b>161</b>	<b>551</b>	<b>.292</b>	<b>124</b>	<b>171</b>	<b>.725</b>	<b>50</b>	<b>269</b>	<b>319</b>	<b>3.3</b>	<b>148</b>	<b>2</b>	<b>538</b>	<b>261</b>	<b>3</b>	<b>90</b>	<b>813</b>	<b>8.4</b>
<b>ALL*</b>	<b>131</b>	<b>95</b>	<b>3659</b>	<b>27.9</b>	<b>294</b>	<b>868</b>	<b>.339</b>	<b>188</b>	<b>629</b>	<b>.299</b>	<b>129</b>	<b>181</b>	<b>.713</b>	<b>56</b>	<b>304</b>	<b>360</b>	<b>2.7</b>	<b>187</b>	<b>2</b>	<b>633</b>	<b>312</b>	<b>4</b>	<b>97</b>	<b>905</b>	<b>6.9</b>

\* STATISTICS FROM VANDERBILT




# 2011-12 CHATTANOOGA BASKETBALL

REGULAR-SEASON SOCON CHAMPS: 1981, 1982, 1983, 1985, 1986, 1989, 1991, 1992, 1993, 1994

SOCON DIVISION CHAMPS: 1995, 1997, 1998, 2002, 2005, 2008, 2009, 2011

SOCON TOURNAMENT CHAMPS: 1981, 1982, 1983, 1988, 1993, 1994, 1995, 1997, 2005, 2009

NCAA TOURNAMENT: 1981, 1982, 1983, 1988, 1993, 1994, 1995, 1997 (SWEET 16), 2005, 2009



## 34 • JARED BRYANT

6-7, 234, Fr., F

Cincinnati, Ohio

(Roger Bacon)

- True freshman post...very skilled, he just needs to adapt to speed and physicality of DI level.
- 6 rebounds in 6 minutes in first collegiate game at IU.
- Season-high nine minutes scoring first points in home loss to Kennesaw State.

- 6 points, 4 rebounds in eight minutes in win over Warren Wilson.
- 5 points and 5 rebounds in eight minutes against Gardner-Webb.
- Made first career start against Hiwassee scoring 14 points and grabbing seven boards.
- 10 points and eight rebounds off the bench at home against Davidson.
- 9 points and a team-high seven rebounds on the road at Western Carolina.

## 2011-12 GAME-BY-GAME

Opponent	Date	GS	Min	FG	FGA	Pct	3FG	FGA	Pct	FT	FTA	Pct	REBOUNDS										Pts	Avg			
													Off	Def	Tot	Avg	PF	FO	A	TO	Blk	Stl					
at Indiana	11/13/11		6	0	3	.000	0	0	.000	0	0	.000	4	2	6	6.0	0	0	0	1	0	0	0	0	0	0	
at BUTLER	11/15/11		2	0	1	.000	0	0	.000	0	0	.000	0	0	0	3.0	1	0	0	0	0	0	0	0	0	0	
KENNESAW ST.	11/18/11		9	1	1	1.000	0	0	.000	0	0	.000	1	1	2	2.7	1	0	1	2	1	0	2	1	0	2	0.7
WARREN WILSON	11/21/11		8	2	2	1.000	0	0	.000	2	2	1.000	4	0	4	3.0	2	0	0	1	0	0	6	2	0	6	2.0
GARDNER-WEBB	11/27/11		8	1	4	.250	0	0	.000	3	4	.750	2	3	5	3.4	2	0	0	1	0	0	5	2	6	2.6	
at Georgia So.	12/1/11		8	1	2	.500	0	0	.000	0	0	.000	0	2	2	3.2	0	0	0	0	0	0	2	2	5	2.5	
SPALDING	12/13/11		10	1	1	1.000	0	0	.000	0	0	.000	0	1	1	2.9	2	0	0	0	0	0	2	2	4	2.4	
at Kentucky	12/17/11		7	1	1	1.000	0	0	.000	1	2	.500	0	1	1	2.6	3	0	0	1	0	0	3	2	5	2.5	
HIWASSEE	12/21/11	*	25	5	8	.625	0	0	.000	4	5	.800	2	5	7	3.1	0	0	0	1	0	0	14	3	8	3.8	
LONGWOOD	12/29/11		13	2	3	.667	0	0	.000	2	6	.333	0	3	3	3.1	1	0	0	0	0	1	6	4	0	4.0	
UTAH VALLEY	12/30/11		7	0	0	.000	0	0	.000	0	0	.000	0	1	1	2.9	2	0	1	1	0	0	0	0	0	3.6	
at Tennessee	01/02/12		3	0	0	.000	0	0	.000	0	0	.000	0	1	1	2.8	4	0	0	3	0	0	0	0	0	3.3	
W. CAROLINA	01/05/12		8	0	0	.000	0	0	.000	0	0	.000	0	0	0	2.5	2	0	0	1	0	0	0	0	0	3.1	
APP STATE	01/07/12		5	1	1	1.000	0	0	.000	0	1	.000	1	0	1	2.4	0	0	0	0	0	0	2	3	0	2	3.0
WOFFORD	01/12/12		10	1	2	.500	0	0	.000	0	0	.000	0	2	2	2.4	1	0	0	2	0	0	2	2	0	2	2.9
at Samford	01/14/12		13	0	1	.000	0	0	.000	2	2	1.000	1	1	2	2.4	1	0	0	1	0	0	2	2	9	2	2.9
at UNCG	1/19/12		5	0	1	.000	0	0	.000	0	0	.000	0	0	0	1.8	1	0	0	0	0	0	0	0	0	0	2.9
at Elon	01/21/12		15	2	4	.500	0	0	.000	1	1	1.000	0	3	3	2.3	2	0	1	0	0	0	5	2	8	2.8	
DAVIDSON	01/28/12		18	4	4	1.000	0	0	.000	2	2	1.000	3	5	8	2.6	1	0	1	0	0	0	10	3	2	3.2	
GEORGIA SO.	01/28/12		7	2	3	.667	0	0	.000	1	2	.500	0	2	2	2.6	4	0	0	0	0	0	5	3	3	3.3	
at W. Carolina	02/02/12		23	4	4	1.000	0	0	.000	1	3	.333	2	5	7	2.8	2	0	0	2	1	1	9	3	6	3.6	
at Davidson	02/04/12		11	1	2	.500	0	0	.000	0	0	.000	2	1	3	2.8	3	0	0	1	0	0	2	3	5	3.5	
ELON	02/09/12		7	0	0	.000	0	0	.000	0	0	.000	0	0	0	2.7	1	0	1	0	0	0	0	0	0	3.3	
UNCG	02/11/12		9	0	1	.000	0	0	.000	0	0	.000	1	1	2	2.6	2	0	0	1	0	0	0	0	0	3.2	
at App State	02/15/12		20	3	3	1.000	0	0	.000	1	2	.500	4	3	7	2.8	3	0	0	0	0	0	1	7	3	4	3.4
THE CITADEL	02/18/12		12	1	3	.333	0	0	.000	0	0	.000	1	1	2	2.8	1	0	0	0	0	0	2	3	3	3.3	
at Furman	02/23/12		20	1	1	1.000	0	0	.000	5	7	.714	1	4	5	2.9	4	0	1	0	0	0	7	3	4	3.4	
SAMFORD	02/25/12		4	0	0	.000	0	0	.000	0	0	.000	0	0	0	2.8	1	0	0	0	0	0	0	0	0	3.3	
vs Georgia So.	3/2/12		1	0	1	.000	0	0	.000	0	0	.000	1	0	1	2.7	1	0	0	0	0	0	0	0	0	3.2	
<b>Totals</b>			<b>1</b>	<b>294</b>	<b>34</b>	<b>.596</b>	<b>0</b>	<b>0</b>	<b>.000</b>	<b>25</b>	<b>39</b>	<b>.641</b>	<b>30</b>	<b>48</b>	<b>78</b>	<b>2.7</b>	<b>48</b>	<b>0</b>	<b>6</b>	<b>19</b>	<b>2</b>	<b>3</b>	<b>93</b>	<b>3.2</b>			

## CAREER/SEASON HIGHS

CATEGORY	CAREER HIGH	SEASON HIGH
Points		14 vs. Hiwassee, 12/21
Rebounds		8 vs. Davidson, 1/26
Assists		1 vs. 6 opp. (MR: at Furman, 2/23)
Turnovers		3 at Tennessee, 1/2
Blocks		1 vs. 2 opp. (MR: at Western Carolina, 2/2)
Steals		1 vs. 3 opp. (MR: at App State, 2/15)
Minutes		25 vs. Hiwassee, 12/21
FG Made		5 vs. Hiwassee, 12/21
FG Att.		8 vs. Hiwassee, 12/21
3-pt FG Made		
3-pt FG Att.		
FT Made		5 at Furman, 2/23
FT Att.		7 at Furman, 2/23

## BRYANT'S CAREER STATISTICS

### REBOUNDS

YEAR	GP	GS	MIN	AVG.	FG	FGA	PCT.	3FG	FGA	PCT.	FT	FTA	PCT.	OFF	DEF	TOTAL	AVG	PF	FO	A	TO	BLK	STL	PTS	AVG
2011-12	29	1	294	10.1	34	57	.596	0	0	.000	25	39	.641	30	48	78	2.7	48	0	6	19	2	3	93	3.2




# 2011-12 CHATTANOOGA BASKETBALL

REGULAR-SEASON SOCON CHAMPS: 1981, 1982, 1983, 1985, 1986, 1989, 1991, 1992, 1993, 1994

SOCON DIVISION CHAMPS: 1995, 1997, 1998, 2002, 2005, 2008, 2009, 2011

SOCON TOURNAMENT CHAMPS: 1981, 1982, 1983, 1988, 1993, 1994, 1995, 1997, 2005, 2009

NCAA TOURNAMENT: 1981, 1982, 1983, 1988, 1993, 1994, 1995, 1997 (SWEET 16), 2005, 2009



## 32 • JAHMAL BURROUGHS

6-6, 206, Sr., F

New Orleans, La.

(Neosho County C.C./New Orleans)

- Returning letterman in the post.
- Plays with a lot of energy and can play the 4 or 5.
- Season-high six rebounds in home loss to Kennesaw State.
- Made first start of season at No. 3 Kentucky.
- 10 points on 5-5 shooting in win over Longwood.

- Seven rebounds in the win over Utah Valley.
- Tied career highs with 11 points and eight rebounds in 21 minutes in home win over App State.
- Missed three games after Davidson at home (Jan. 26) with hamstring injury.
- 1st game back, tied career high with 11 points while setting new career bests in rebounds (9) and assists (3) in home win over Elon...had nine points and eight rebounds helping key second half comeback.
- 1st career double-double with 10 points and career-high 12 rebounds at home against UNCG...also shot 8-9 from free throw line.
- Had a phenomenal senior night tying for the fourth-best shooting night the school's DI era making all eight of his attempts from the field in scoring a career-high 19 points...also had seven rebounds and a career-best three steals.
- Closed out strong with 15 points and a career-high 13 boards in the SoCon Tourney loss to Georgia Southern.

## 2011-12 GAME-BY-GAME

Opponent	Date	GS	Min	FG	FGA	Pct	3FG	FGA	Pct	FT	FTA	Pct	REBOUNDS							Pts	Avg			
													Off	Def	Tot	Avg	PF	FO	A			TO	Blk	Stl
at Indiana	11/13/11	16	2	4	.500	0	0	.000	2	2	1.000	1	2	3	3.0	1	0	2	0	1	6	6.0		
at BUTLER	11/15/11	19	0	2	.000	0	0	.000	0	0	.000	1	1	2	2.5	0	0	1	0	0	0	3.0		
KENNESAW ST.	11/18/11	19	1	4	.250	0	1	.000	0	0	.000	1	5	6	3.7	2	0	0	0	0	1	2	2.7	
WARREN WILSON	11/21/11	10	0	0	.000	0	0	.000	2	2	1.000	0	0	0	2.8	2	0	1	0	0	1	2	2.5	
SAVANNAH ST	11/25/11	10	0	0	.000	0	0	.000	1	2	.500	0	0	0	2.2	4	0	1	0	0	1	0	2.2	
GARDNER-WEBB	11/27/11	16	0	0	.000	0	0	.000	0	0	.000	0	0	0	1.8	2	0	0	0	0	0	0	1.8	
at Georgia So.	12/1/11	14	2	3	.667	0	0	.000	0	0	.000	1	0	1	1.7	1	0	1	1	0	0	4	2.1	
at CoFC	12/03/11	10	1	2	.500	0	0	.000	0	0	.000	0	3	3	1.9	2	0	0	0	0	0	2	2.1	
at Mercer	12/10/11	6	0	0	.000	0	0	.000	0	0	.000	0	0	0	1.7	2	0	1	1	0	0	0	1.9	
SPALDING	12/13/11	7	0	0	.000	0	0	.000	1	2	.500	1	2	3	1.8	1	0	1	0	0	0	1	1.8	
at Kentucky	12/17/11	* 19	1	3	.333	0	0	.000	1	3	.333	2	1	3	1.9	3	0	1	0	0	0	3	1.9	
HIWASSEE	12/21/11	12	2	2	1.000	0	0	.000	1	3	.333	2	1	3	2.0	2	0	1	1	0	1	5	2.2	
LONGWOOD	12/29/11	* 16	5	5	1.000	0	0	.000	0	0	.000	1	0	1	1.9	2	0	1	0	0	1	10	2.8	
UTAH VALLEY	12/30/11	* 25	2	3	.667	0	0	.000	0	0	.000	2	5	7	2.3	4	0	1	0	1	0	4	2.9	
at Tennessee	01/02/12	* 22	0	2	.000	0	1	.000	0	4	.000	3	3	6	2.5	4	0	1	2	0	0	0	2.7	
W. CAROLINA	01/05/12	* 19	2	4	.667	0	0	.000	0	2	.000	4	1	5	2.7	1	0	1	1	0	0	4	2.8	
APP STATE	01/07/12	* 21	5	6	.833	0	0	.000	1	2	.500	3	5	8	3.0	0	0	0	0	0	0	11	3.2	
WOFFORD	01/12/12	* 18	0	0	.000	0	0	.000	0	0	.000	1	3	4	3.1	3	0	2	1	0	0	0	3.1	
at Samford	01/14/12	* 12	2	4	.500	0	0	.000	1	2	.500	3	0	3	3.1	3	0	0	0	0	0	5	3.2	
at UNCG	1/19/12	* 17	1	2	.500	0	0	.000	2	3	.667	3	5	8	3.3	5	1	0	2	0	0	4	3.2	
at Elon	01/21/12	* 12	1	2	.500	0	0	.000	1	1	1.000	0	0	0	3.1	4	0	0	0	0	1	3	3.2	
DAVIDSON	01/26/12	* 13	0	3	.000	0	0	.000	0	2	.000	1	1	2	3.1	0	0	2	3	0	2	0	3.0	
ELON	02/09/12	24	3	3	1.000	0	0	.000	5	8	.625	5	4	9	3.3	2	0	3	2	0	1	11	3.4	
UNCG	02/11/12	* 30	1	4	.250	0	1	.000	8	9	.889	4	8	12	3.7	1	0	0	2	0	0	10	3.7	
at App State	02/15/12	* 17	1	6	.167	0	0	.000	1	2	.500	3	4	7	3.8	0	0	0	2	0	0	3	3.6	
THE CITADEL	02/18/12	* 28	3	5	.600	0	0	.000	1	4	.250	3	4	7	4.0	3	0	2	0	2	2	7	3.8	
at Furman	02/23/12	* 21	0	1	.000	0	0	.000	1	4	.250	2	3	5	4.0	2	0	1	2	0	2	1	3.7	
SAMFORD	02/25/12	* 26	8	8	1.000	0	0	.000	3	4	.750	1	6	7	4.1	1	0	1	1	0	3	19	4.2	
vs Georgia So.	3/2/12	* 31	6	11	.545	0	1	.000	3	5	.600	6	7	13	4.4	4	0	2	0	0	15	4.6		
<b>Totals</b>		<b>17</b>	<b>510</b>	<b>49</b>	<b>88</b>	<b>.557</b>	<b>0</b>	<b>4</b>	<b>.000</b>	<b>35</b>	<b>66</b>	<b>.530</b>	<b>54</b>	<b>74</b>	<b>128</b>	<b>4.4</b>	<b>61</b>	<b>1</b>	<b>20</b>	<b>28</b>	<b>3</b>	<b>16</b>	<b>133</b>	<b>4.6</b>

## CAREER/SEASON HIGHS

CATEGORY	CAREER HIGH	SEASON HIGH
Points	19 vs. Samford, 2/25/12	Same
Rebounds	13 vs. Georgia Southern, 3/2/12	Same
Assists	3 vs. Elon, 2/9/12	Same
Turnovers	3 vs. Davidson, 1/26/12	Same
Blocks	2 vs. The Citadel, 2/18/12	Same
Steals	3 vs. Samford, 2/25/12	Same
Minutes	31 vs. Georgia Southern, 3/2/12	Same
FG Made	8 vs. Samford, 2/25/12	Same
FG Att.	11 vs. Georgia Southern, 3/2/12	Same
3-pt FG Made	1 vs. 4 opp. (MR: at App State, 2/12/11)	
3-pt FG Att.	2 vs. 6 opp. (MR: at App State, 2/12/11)	1 vs. 3 opp. (MR: UNCG, 2/11)
FT Made	8 vs. UNCG, 2/11/12	Same
FT Att.	9 vs. UNCG, 2/11/12	Same

## BURROUGHS' CAREER STATISTICS

### REBOUNDS

YEAR	GP	GS	MIN	AVG.	FG	FGA	PCT.	3FG	FGA	PCT.	FT	FTA	PCT.	OFF	DEF	TOTAL	AVG	PF	FO	A	TO	BLK	STL	PTS	AVG
2008-09*	20	8	357	17.9	27	62	.435	0	2	.000	17	37	.459	24	27	51	2.6	45	3	6	10	2	4	71	3.6
2010-11	32	2	430	13.4	31	79	.392	4	20	.200	19	52	.365	33	70	103	3.2	61	2	15	28	2	9	85	2.7
2011-12	29	17	510	17.6	49	88	.557	0	4	.000	35	66	.530	54	74	128	4.4	61	1	20	28	3	16	133	4.6
<b>TOTAL</b>	<b>61</b>	<b>19</b>	<b>940</b>	<b>15.4</b>	<b>80</b>	<b>167</b>	<b>.479</b>	<b>4</b>	<b>24</b>	<b>.167</b>	<b>54</b>	<b>118</b>	<b>.458</b>	<b>87</b>	<b>144</b>	<b>231</b>	<b>3.8</b>	<b>122</b>	<b>3</b>	<b>35</b>	<b>56</b>	<b>5</b>	<b>25</b>	<b>218</b>	<b>3.6</b>
<b>ALL*</b>	<b>81</b>	<b>27</b>	<b>1297</b>	<b>16.0</b>	<b>107</b>	<b>229</b>	<b>.467</b>	<b>4</b>	<b>26</b>	<b>.154</b>	<b>71</b>	<b>155</b>	<b>.458</b>	<b>111</b>	<b>171</b>	<b>282</b>	<b>3.5</b>	<b>167</b>	<b>6</b>	<b>41</b>	<b>66</b>	<b>7</b>	<b>29</b>	<b>289</b>	<b>3.6</b>

\* STATISTICS FROM UNO




# 2011-12 CHATTANOOGA BASKETBALL

REGULAR-SEASON SOCON CHAMPS: 1981, 1982, 1983, 1985, 1986, 1989, 1991, 1992, 1993, 1994

SOCON DIVISION CHAMPS: 1995, 1997, 1998, 2002, 2005, 2008, 2009, 2011

SOCON TOURNAMENT CHAMPS: 1981, 1982, 1983, 1988, 1993, 1994, 1995, 1997, 2005, 2009

NCAA TOURNAMENT: 1981, 1982, 1983, 1988, 1993, 1994, 1995, 1997 (SWEET 16), 2005, 2009



## 2 • DONTAY HAMPTON

6-1, 165, Jr., G

Chattanooga, Tenn.

(Arts & Sciences)

- One of three team captains.
- Best perimeter defender on the team.
- His play off the bench keyed wins at Kennesaw State and Marshall in 2010-11.
- 1st start of season came against Warren Wilson...had 11

points while making a career-best 7 steals...most steals by a UTC player since Toot Young against Western Carolina in 2002, tied for third most all-time.

- Tied then-career high with 12 points at College of Charleston...made five of six from the field including both three-point attempts.
- Career-high 15 points in 17 minutes against Spalding shooting 4-5 FG, 3-3 3pt & 4-4 FT.
- Had 14 points and four assists hitting 4-5 from 3pt range against Hiwassee.
- Tied career high with five rebounds in win over Longwood.
- 11 points off the bench in home win over Western Carolina.
- 6 points and career-high seven boards in home win over App State...hit the game-winning basket with 0.8 seconds left going coast-to-coast off an errant ASU three-pointer.
- Hit three-pointers on three consecutive possessions to fuel a 15-1 run to the lead in an eventual loss at Samford...scored 11 points in the game.
- Had 10 points two assists and three steals at home against Davidson.
- 13 points off the bench at Western Carolina...career high vs. DI opponent.
- Set new career high with 17 points off the bench at App State...added six rebounds, three assists and two steals in a season-best 29 minutes.
- Team-high 12 points in home loss to The Citadel.
- Hit a career-high 10 free throws while tying his high of 12 attempts in season-ending loss to Georgia Southern...made 19 of 24 at the charity stripe (79.2%) over final two games.
- Made 32 of his last 38 free throws (84.2%) to close out season (7 games).

## 2011-12 GAME-BY-GAME

Opponent	Date	GS	Min	FG	FGA	Pct	3FG	FGA	Pct	FT	FTA	Pct	REBOUNDS							Pts	Avg					
													Off	Def	Tot	Avg	PF	FO	A			TO	Blk	Stl		
at Indiana	11/13/11	10	1	2	.500	0	0	.000	0	0	.000	0	0	0	0	0	0	0	0	0	0	0	0	0	2	2.0
at BUTLER	11/15/11	7	0	3	.000	0	2	.000	0	0	.000	0	1	1	0.5	1	0	1	0	0	1	0	0	1	0	1.0
KENNESAW ST.	11/18/11	7	0	1	.000	0	0	.000	1	2	.500	0	0	0	0.3	0	0	0	0	2	0	1	1	1	1	1.0
WARREN WILSON	11/21/11	* 17	4	8	.500	0	2	.000	3	3	1.000	1	0	1	0.5	1	0	2	2	0	7	11	3.5			
SAVANNAH ST.	11/25/11	* 15	1	3	.333	1	3	.333	2	2	1.000	0	3	3	1.0	1	0	0	1	1	1	2	5	3.8		
GARDNER-WEBB	11/27/11	21	1	4	.250	0	3	.000	0	0	.000	0	0	0.8	1	0	3	2	0	0	2	3.5				
at Georgia So.	12/1/11	8	2	4	.500	1	2	.500	2	2	1.000	1	2	3	1.1	2	0	0	1	0	1	7	4.0			
at Cof C	12/03/11	16	5	6	.833	2	2	1.000	0	0	.000	0	2	2	1.3	2	0	1	1	0	1	12	5.0			
at Mercer	12/10/11	21	1	4	.250	1	3	.333	3	4	.750	0	0	1.0	2	0	1	0	0	2	6	5.1				
SPALDING	12/13/11	17	4	5	.800	3	3	1.000	4	4	1.000	0	2	2	1.1	3	0	1	1	0	2	15	6.1			
at Kentucky	12/17/11	12	0	3	.000	0	2	.000	2	2	1.000	1	1	2	1.2	1	0	1	1	0	2	2	5.7			
HIWASSEE	12/21/11	18	4	6	.667	4	5	.800	2	2	1.000	0	2	2	1.3	2	0	4	1	0	0	14	6.4			
LONGWOOD	12/29/11	21	2	6	.333	1	4	.250	0	0	.000	3	2	5	1.5	3	0	1	3	0	1	5	6.3			
UTAH VALLEY	12/30/11	9	0	1	.000	0	1	.000	4	4	1.000	0	1	1.5	2	0	1	0	0	0	4	6.1				
at Tennessee	01/02/12	7	0	2	.000	0	1	.000	0	0	.000	0	0	0	1.4	1	0	0	1	0	0	0	5.7			
W. CAROLINA	01/05/12	11	2	4	.500	1	2	.500	6	9	.667	2	1	3	1.5	1	0	0	0	0	0	11	6.1			
APP STATE	01/07/12	23	2	4	.500	0	2	.000	2	4	.500	0	7	7	1.8	4	0	1	0	0	0	6	6.1			
WOFFORD	01/12/12	16	0	6	.000	0	5	.000	1	2	.500	0	0	0	1.7	1	0	0	0	0	1	1	5.8			
at Samford	01/14/12	15	3	5	.600	3	4	.750	2	2	1.000	4	0	4	1.8	2	0	1	0	0	0	11	6.1			
at UNCG	1/19/12	15	1	5	.200	0	4	.000	2	2	1.000	1	0	1.8	2	0	1	1	0	0	4	6.0				
at Elon	01/21/12	13	1	2	.500	1	1	1.000	2	2	1.000	0	0	1.7	2	0	2	1	0	0	0	5	5.9			
DAVIDSON	01/26/12	23	3	10	.300	1	6	.167	3	4	.750	0	3	3	1.8	0	0	2	0	0	3	10	6.1			
GEORGIA SO.	01/28/12	20	2	7	.286	0	3	.000	3	3	1.000	2	0	2	1.8	2	0	4	2	0	0	7	6.1			
at W. Carolina	02/02/12	21	5	9	.556	1	3	.333	2	4	.500	0	3	3	1.8	3	0	0	1	0	0	13	6.4			
at Davidson	02/04/12	22	3	6	.500	1	1	1.000	2	3	.667	1	2	3	1.9	2	0	1	0	0	2	9	6.5			
ELON	02/09/12	18	2	6	.333	1	3	.333	2	2	1.000	1	1	2	1.9	2	0	3	0	0	0	7	6.5			
UNCG	02/11/12	5	1	4	.250	0	1	.000	0	0	.000	0	1	1	1.9	0	0	0	0	0	0	2	6.4			
at App State	02/15/12	29	5	11	.455	2	4	.500	5	5	1.000	0	6	6	2.0	4	0	3	2	0	1	17	6.8			
THE CITADEL	02/18/12	21	4	7	.571	2	3	.667	2	3	.667	1	1	2	2.0	1	0	0	1	0	1	12	6.9			
at Furman	02/23/12	25	0	6	.000	0	3	.000	4	4	1.000	0	2	2	2.0	1	0	0	0	0	0	4	6.8			
SAMFORD	02/25/12	21	0	3	.000	0	2	.000	9	12	.750	0	2	2	2.0	1	0	2	0	0	2	9	6.9			
vs Georgia So.	3/2/12	27	1	4	.250	1	2	.500	10	12	.833	0	1	1	2.0	0	0	1	1	0	0	13	7.1			
<b>Totals</b>		<b>2</b>	<b>531</b>	<b>60</b>	<b>157</b>	<b>.382</b>	<b>27</b>	<b>82</b>	<b>.329</b>	<b>80</b>	<b>98</b>	<b>.816</b>	<b>18</b>	<b>45</b>	<b>63</b>	<b>2.0</b>	<b>52</b>	<b>0</b>	<b>37</b>	<b>27</b>	<b>1</b>	<b>32</b>	<b>227</b>	<b>7.1</b>		

## CAREER/SEASON HIGHS

CATEGORY	CAREER HIGH	SEASON HIGH
Points	17 at Appalachian State, 2/15/12	Same
Rebounds	7 vs. Appalachian State, 1/7/12	Same
Assists	5 vs. 2 opp. (MR: at Western Carolina, 2/11/11)	4 vs. 2 opp. (MR: Georgia Southern, 1/28)
Turnovers	4 at Western Carolina, 2/11/11	3 vs. Longwood, 12/29
Blocks	1 vs. Savannah State, 11/25/11	Same
Steals	7 vs. Warren Wilson, 11/21/11	Same
Minutes	32 at Western Carolina, 2/11/11	29 at Appalachian State, 2/15/12
FG Made	5 vs. 3 opp. (MR: at Appalachian State, 2/15/12)	Same
FG Attempted	11 at Appalachian State, 2/15/12	Same
3-Pt FG Made	4 vs. Hiwassee, 12/21/11	Same
3-Pt FG Att.	6 vs. Davidson, 1/26/12	Same
FT Made	10 vs. Georgia Southern, 3/2/12	Same
FT Att.	12 vs. 2 opp. (MR: vs. Georgia Southern, 3/2/12)	Same

## HAMPTON'S CAREER STATISTICS

### REBOUNDS

YEAR	GP	GS	MIN	AVG.	FG	FGA	PCT.	3FG	FGA	PCT.	FT	FTA	PCT.	OFF	DEF	TOTAL	AVG	PF	FO	A	TO	BLK	STL	PTS	AVG
2009-10	25	0	129	5.2	5	20	.250	1	8	.125	5	7	.714	3	13	16	0.6	14	0	23	11	0	7	16	0.6
2010-11	32	2	293	9.2	29	75	.387	10	36	.278	31	42	.738	11	28	39	1.2	35	0	26	27	0	18	99	3.1
2011-12	32	2	531	16.6	60	157	.382	27	82	.329	80	98	.816	18	45	63	2.0	52	0	37	27	1	32	227	7.1
<b>TOTAL</b>	<b>89</b>	<b>4</b>	<b>953</b>	<b>10.7</b>	<b>94</b>	<b>252</b>	<b>.373</b>	<b>38</b>	<b>126</b>	<b>.302</b>	<b>116</b>	<b>147</b>	<b>.789</b>	<b>32</b>	<b>86</b>	<b>118</b>	<b>1.3</b>	<b>101</b>	<b>0</b>	<b>86</b>	<b>65</b>	<b>1</b>	<b>57</b>	<b>342</b>	<b>3.8</b>




# 2011-12 CHATTANOOGA BASKETBALL

REGULAR-SEASON SOCON CHAMPS: 1981, 1982, 1983, 1985, 1986, 1989, 1991, 1992, 1993, 1994

SOCON DIVISION CHAMPS: 1995, 1997, 1998, 2002, 2005, 2008, 2009, 2011

SOCON TOURNAMENT CHAMPS: 1981, 1982, 1983, 1988, 1993, 1994, 1995, 1997, 2005, 2009

NCAA TOURNAMENT: 1981, 1982, 1983, 1988, 1993, 1994, 1995, 1997 (SWEET 16), 2005, 2009



## 30 • Z. MASON

6-5, 242, RSo., F

Nashville, Tenn.

(Christ Presbyterian Acad.)

- Transfer from Ole Miss football team.
- Had more than 30 basketball scholarship offers coming out of high school but was the No. 2 ranked TE in the country so he went the SEC football route.
- Powerful post presence who is shaking off the rust after

two years away from competitive basketball...hit his first career shot at Indiana.

- 12 rebounds against Warren Wilson is a team season-best.
- Had eight points and eight boards in 20 minutes off the bench at No. 3 Kentucky.
- 10 points and seven rebounds off the bench in the win over Longwood.
- 1st double-double with 17 points and 13 rebounds in home win over Wofford.
- Season-high 18 points with 11 boards at Elon.
- Missed seven game with knee injury since Davidson home contest on Jan. 26...returned at Furman on Feb. 23.
- Grabbed 12 rebounds off the bench in regular season finale against Samford.

## 2011-12 GAME-BY-GAME

Opponent	Date	GS	Min	FG	FGA	Pct	3FG	FGA	Pct	FT	FTA	Pct	REBOUNDS							Pts	Avg			
													Off	Def	Tot	Avg	PF	FO	A			TO	Blk	Stl
at Indiana	11/13/11	17	2	6	.333	1	1	1.000	1	4	.250	2	0	2	2.0	2	0	0	0	0	0	0	6	6.0
at BUTLER	11/15/11	10	0	2	.000	0	1	.000	2	4	.500	0	2	2.0	2	0	0	0	0	0	0	0	2	4.0
KENNESAW ST.	11/18/11	9	0	1	.000	0	0	.000	0	0	.000	0	2	2.0	0	0	0	0	2	0	1	0	2.7	
WARREN WILSON	11/21/11	18	2	8	.250	0	2	.000	1	2	.500	3	9	12	4.5	0	0	3	1	1	2	5	3.3	
SAVANNAH ST.	11/25/11	3	0	2	.000	0	0	.000	0	0	.000	0	0	3.6	1	0	0	1	0	0	0	0	2.6	
GARDNER-WEBB	11/27/11	7	0	3	.000	0	1	.000	2	2	1.000	2	0	2.3	2	0	0	0	0	0	0	0	2.5	
at Georgia So.	12/1/11	19	1	5	.200	0	1	.000	3	4	.750	3	4	7	3.9	0	0	2	3	0	1	5	2.9	
at CofC	12/03/11	4	0	2	.000	0	0	.000	0	0	.000	0	0	3.3	2	0	1	1	0	0	0	0	2.5	
at Mercer	12/10/11	12	1	1	1.000	0	0	.000	0	0	.000	0	2	3.2	2	0	0	1	0	0	0	2	2.4	
SPALDING	12/13/11	9	3	3	1.000	0	0	.000	1	2	.500	1	0	3.0	0	0	0	0	2	0	0	7	2.9	
at Kentucky	12/17/11	20	3	7	.429	0	0	.000	2	3	.667	3	5	8	3.5	2	0	0	0	0	1	8	3.4	
HIWASSEE	12/21/11	13	1	3	.333	0	0	.000	2	2	1.000	2	2	4	3.5	0	0	1	0	0	0	4	3.4	
LONGWOOD	12/29/11	19	4	7	.571	0	0	.000	2	2	1.000	5	2	7	3.8	1	0	0	2	1	0	10	3.9	
UTAH VALLEY	12/30/11	15	0	2	.000	0	0	.000	3	4	.750	1	2	3.7	1	0	0	0	0	1	3	3.9		
at Tennessee	01/02/12	18	1	3	.333	0	0	.000	0	0	.000	0	2	3.6	1	0	0	1	0	0	0	2	3.7	
W. CAROLINA	01/05/12	23	3	7	.429	0	0	.000	3	4	.750	4	5	9	3.9	2	0	0	1	0	0	9	4.1	
APP STATE	01/07/12	19	1	3	.333	0	0	.000	5	7	.714	0	6	6	4.1	3	0	1	0	1	0	7	4.2	
WOFFORD	01/12/12	22	7	9	.778	0	0	.000	3	5	.600	3	10	13	4.6	1	0	0	0	1	0	17	4.9	
at Samford	01/14/12	26	3	7	.429	0	0	.000	5	6	.833	1	7	8	4.7	2	0	1	2	0	0	11	5.3	
at UNCG	1/19/12	21	3	4	.750	0	0	.000	0	2	.000	4	5	9	5.0	2	0	0	2	0	0	6	5.3	
at Elon	01/21/12	25	6	13	.462	0	0	.000	6	6	1.000	5	6	11	5.2	2	0	0	2	1	0	18	5.9	
DAVIDSON	01/26/12	15	1	6	.167	0	0	.000	0	2	.000	0	5	5	5.2	1	0	0	0	0	0	2	5.7	
at Furman	02/23/12	16	2	6	.333	0	0	.000	0	0	.000	1	5	6	5.3	2	0	0	0	0	1	4	5.7	
SAMFORD	02/25/12	18	2	7	.286	0	0	.000	3	6	.500	2	10	12	5.5	1	0	1	1	0	0	7	5.7	
vs Georgia So.	3/2/12	16	0	3	.000	0	0	.000	2	2	1.000	3	4	7	5.6	4	0	0	0	0	0	2	5.6	
<b>Totals</b>		<b>1</b>	<b>394</b>	<b>46</b>	<b>120</b>	<b>.383</b>	<b>1</b>	<b>6</b>	<b>.167</b>	<b>46</b>	<b>69</b>	<b>.667</b>	<b>45</b>	<b>95</b>	<b>140</b>	<b>5.6</b>	<b>36</b>	<b>0</b>	<b>9</b>	<b>20</b>	<b>8</b>	<b>7</b>	<b>139</b>	<b>5.6</b>

## CAREER/SEASON HIGHS

CATEGORY	CAREER HIGH	SEASON HIGH
Points		18 at Elon, 1/21
Rebounds		13 vs. Wofford, 1/12
Assists		3 vs. Warren Wilson, 11/21
Turnovers		3 at Georgia Southern, 12/1
Blocks		2 vs. Spalding, 12/13
Steals		2 vs. Warren Wilson, 11/21
Minutes		26 at Samford, 1/14
FG Made		7 vs. Wofford, 1/12
FG Att.		13 at Elon, 1/21
3-pt FG Made		1 at Indiana, 11/13
3-pt FG Att.		2 vs. Warren Wilson, 11/21
FT Made		6 at Elon, 1/21
FT Att.		7 vs. Appalachian State, 1/7

## MASON'S CAREER STATISTICS

YEAR	GP	GS	MIN	AVG.	FG	FGA	PCT.	3FG	FGA	PCT.	FT	FTA	PCT.	REBOUNDS							PTS	AVG			
														OFF	DEF	TOTAL	AVG	PF	FO	A			TO	BLK	STL
2011-12	25	1	394	15.8	46	120	.383	1	6	.167	46	69	.667	45	95	140	5.6	36	0	9	20	8	7	139	5.6




# 2011-12 CHATTANOOGA BASKETBALL

REGULAR-SEASON SOCON CHAMPS: 1981, 1982, 1983, 1985, 1986, 1989, 1991, 1992, 1993, 1994

SOCON DIVISION CHAMPS: 1995, 1997, 1998, 2002, 2005, 2008, 2009, 2011

SOCON TOURNAMENT CHAMPS: 1981, 1982, 1983, 1988, 1993, 1994, 1995, 1997, 2005, 2009

NCAA TOURNAMENT: 1981, 1982, 1983, 1988, 1993, 1994, 1995, 1997 (SWEET 16), 2005, 2009



## 1 • LANCE STOKES

6-6, 201, Fr., F

Orlando, Fla.

(Lake Highland Prep)

- True freshman wing whose physical play and competitive spirit in preseason practice has impressed.
- Coached in high school by former Vanderbilt star and Olympic Gold Medalist (1984) Jeff Turner.
- Pushing for playing time at the three.

- Started exhibition game for an injured Omar Wattad and had 5 points (1-1 FG, 2-2 FT) in 18 minutes of play.
- Missed three games due to injured ankle against Kennesaw State.
- Scored eight points on 4-4 shooting in just six minutes in his first game back at Georgia Southern.
- Made 1st career start against Hiwassee for injured Omar Wattad...had nine points, six rebounds, two assists and three steals in 20 minutes.
- 2nd career start came again for an injured Wattad (back) at home in home win over App State...4 points on two tip-ins.
- Made his first start, fourth career, at the four at home against Georgia Southern due to injuries to Jahmal Burroughs (hamstring) and Z. Mason (knee)...four points and three rebounds in 17 minutes, his most playing time against a SoCon opponent.
- Season-high 11 points with five rebounds at Western Carolina.

## 2011-12 GAME-BY-GAME

Opponent	Date	GS	Min	FG	FGA	Pct	3FG	FGA	Pct	FT	FTA	Pct	REBOUNDS					PF	FO	A	TO	BLK	STL	Pts	Avg								
													Off	Def	Tot	Avg																	
at Indiana	11/13/11		12	0	1	.000	0	1	.000	2	2	1.000	0	1	1	1.0	1	0	0	2	0	0	2	2.0									
at BUTLER	11/15/11		7	0	0	.000	0	0	.000	1	2	.500	1	0	1	1.0	0	0	0	0	0	0	0	0	1	1	1.5						
KENNESAW ST.	11/18/11		10	1	2	.500	0	1	.000	1	2	.500	0	0	0	0.7	0	0	0	1	0	1	0	1	3	2.0							
at Georgia So.	12/1/11		6	4	4	1.000	0	0	.000	0	1	.000	0	0	0	0.5	3	0	1	2	0	0	0	0	8	3.5							
at Mercer	12/10/11		6	0	0	.000	0	0	.000	0	0	.000	0	0	0	0.4	0	0	0	0	0	0	0	0	0	0	2.8						
SPALDING	12/13/11		4	0	0	.000	0	0	.000	2	2	1.000	0	0	0	0.3	0	0	2	1	0	0	0	0	2	2.7							
at Kentucky	12/17/11		3	0	1	.000	0	0	.000	0	0	.000	0	0	0	0.3	2	0	0	1	0	0	0	0	0	2.3							
HIWASSEE	12/21/11	*	20	2	5	.400	0	0	.000	5	6	.833	1	5	6	1.0	2	0	2	0	0	3	9	3.1									
at Tennessee	01/02/12		0	0	0	.000	0	0	.000	0	0	.000	0	0	0	0.9	1	0	0	0	0	0	0	0	0	2.8							
APP STATE	01/07/12	*	12	2	3	.667	0	0	.000	0	0	.000	2	1	3	1.1	2	0	2	4	0	0	4	2.9									
WOFFORD	01/12/12	*	4	0	0	.000	0	0	.000	0	0	.000	0	1	1	1.1	1	0	0	0	0	0	0	0	0	2.6							
at Samford	01/14/12		1	0	0	.000	0	0	.000	0	0	.000	0	0	0	1.0	0	0	0	0	0	0	0	0	0	2.4							
at UNCG	1/19/12		2	0	0	.000	0	0	.000	2	2	1.000	0	0	0	0.9	1	0	0	0	0	0	0	0	0	2.4							
at Elon	01/21/12		0	0	0	.000	0	0	.000	0	0	.000	0	0	0	0.9	0	0	0	0	0	0	0	0	0	2.2							
DAVIDSON	01/26/12		1	0	0	.000	0	0	.000	0	0	.000	0	0	0	0.8	0	0	0	0	0	0	0	0	0	2.1							
GEORGIA SO.	01/28/12	*	17	0	2	.000	0	0	.000	4	4	1.000	2	1	3	0.9	3	0	0	0	0	0	0	0	0	4	2.2						
at W. Carolina	02/02/12	*	18	3	3	1.000	0	0	.000	5	5	1.000	3	2	5	1.2	1	0	0	1	0	1	1	11	2.7								
at Davidson	02/04/12	*	17	1	1	1.000	0	0	.000	1	1	1.000	1	1	2	1.2	2	0	1	2	0	0	3	2.7									
ELON	02/09/12	*	12	0	1	.000	0	0	.000	0	1	.000	0	2	2	1.3	3	0	0	1	0	0	0	0	0	2.6							
UNCG	02/11/12		8	0	0	.000	0	0	.000	0	0	.000	0	0	0	1.2	4	0	2	0	1	0	1	0	2.5								
at App State	02/15/12		7	0	2	.000	0	0	.000	0	0	.000	1	3	4	1.3	5	1	0	0	0	0	0	0	0	2.3							
THE CITADEL	02/18/12		11	1	1	1.000	0	0	.000	0	0	.000	0	1	1	1.3	1	0	0	0	0	0	1	2	2.3								
at Furman	02/23/12		9	0	0	.000	0	0	.000	3	4	.750	1	1	2	1.3	3	0	1	1	0	0	0	3	2.3								
SAMFORD	02/25/12		1	0	0	.000	0	0	.000	0	0	.000	0	0	0	1.3	0	0	0	0	0	0	0	0	0	2.3							
vs Georgia So.	3/2/12		3	0	0	.000	0	0	.000	0	0	.000	0	0	0	1.2	1	0	0	0	0	0	0	0	0	2.2							
<b>Totals</b>			<b>7</b>	<b>191</b>	<b>14</b>	<b>26</b>	<b>.538</b>	<b>0</b>	<b>2</b>	<b>.000</b>	<b>26</b>	<b>32</b>	<b>.813</b>	<b>12</b>	<b>19</b>	<b>31</b>	<b>1.2</b>	<b>36</b>	<b>1</b>	<b>9</b>	<b>18</b>	<b>0</b>	<b>7</b>	<b>54</b>	<b>2.2</b>								

## CAREER/SEASON HIGHS

CATEGORY	CAREER HIGH	SEASON HIGH
Points		11 at Western Carolina, 2/2
Rebounds		6 vs. Hiwassee, 12/21
Assists		2 vs. 3 opp. (MR: Appalachian State, 1/7)
Turnovers		4 vs. Appalachian State, 1/7
Blocks		
Steals		3 vs. Hiwassee, 12/21
Minutes		20 vs. Hiwassee, 12/21
FG Made		4 at Georgia Southern, 12/1
FG Att.		5 vs. Hiwassee, 12/21
3-pt FG Made		
3-pt FG Att.		1 vs. 2 opp. (MR: Kennesaw St., 11/18)
FT Made		5 vs. 2 opp. (MR: at Western Carolina, 2/2)
FT Att.		6 vs. Hiwassee, 12/21

## STOKES' CAREER STATISTICS

### REBOUNDS

YEAR	GP	GS	MIN	AVG.	FG	FGA	PCT.	3FG	FGA	PCT.	FT	FTA	PCT.	OFF	DEF	TOTAL	AVG	PF	FO	A	TO	BLK	STL	PTS	AVG
2011-12	25	7	191	7.6	14	26	.538	0	2	.000	26	32	.813	12	19	31	1.2	36	1	9	18	0	7	54	2.2



# 2011-12 CHATTANOOGA BASKETBALL

REGULAR-SEASON SOCON CHAMPS: 1981, 1982, 1983, 1985, 1986, 1989, 1991, 1992, 1993, 1994

SOCON DIVISION CHAMPS: 1995, 1997, 1998, 2002, 2005, 2008, 2009, 2011

SOCON TOURNAMENT CHAMPS: 1981, 1982, 1983, 1988, 1993, 1994, 1995, 1997, 2005, 2009

NCAA TOURNAMENT: 1981, 1982, 1983, 1988, 1993, 1994, 1995, 1997 (SWEET 16), 2005, 2009



## 22 • RICKY TAYLOR

6-5, 180, Sr., G

Brownsville, Tenn.

(Haywood County)

- Returning starter at the 2 opening 56 games over previous two seasons.
- One of three team captains.
- Led the Mocs in scoring with 13 points at Butler including getting to the line nine times (making seven).

- Again led the team with 14 points in home loss to Kennesaw State.
- Came off bench for a team-high 17 points in win over Warren Wilson.
- 2nd career double-double with 16 points and 10 rebounds against Gardner-Webb... matched that point total the next time out at Georgia Southern.
- Scored 11 of his 17 points at College of Charleston in the second overtime period.
- Graduated on Dec. 17 with a degree in accounting and then drove to Kentucky where he had 11 points, four rebounds and a career-high five assists against the third-ranked Wildcats.
- 21 points, 18 in the first half, in the win over Hiwassee in just 14 minutes of play.
- Scored 1,000th career poing in win over Longwood...three-pointer from right corner capped an 11-0 run for the Mocs pushing the lead to 23 points, 64-41.
- 16 points and seven rebounds in the win over Utah Valley.
- Team-high 17 points with five rebounds and four assists at Tennessee.
- 15 points (11 in 2nd half) and eight rebounds in home win over Western Carolina.
- Overcame a wrist sprain to lead the Mocs over App State at home with 19 points in 36 minutes of play (season high).
- 18 points at UNCG to top 1,100 for his career.
- 17 points, five rebounds and four assists at Elon.
- Scored 13 of his game-high 24 points in the final 10 minutes of the Mocs home win over Elon.
- Topped the 1200-point plateau at Furman.

## 2011-12 GAME-BY-GAME

Opponent	Date	GS	Min	FG	FGA	Pct	3FG	FGA	Pct	FT	FTA	Pct	REBOUNDS							PF	FO	A	TO	Blk	Stl	Pts	Avg
													Off	Def	Tot	Avg	PF	FO	A								
at Indiana	11/13/11	*	18	1	7	.143	1	3	.333	0	0	.000	1	1	2	2.0	3	0	1	2	0	0	0	0	3	3.0	
at BUTLER	11/15/11	*	31	3	6	.500	0	1	.000	7	9	.778	1	3	4	3.0	1	0	1	2	0	3	13	8.0			
KENNESAW ST.	11/18/11	*	30	5	12	.417	3	7	.429	1	3	.333	0	1	1	2.3	1	0	2	1	0	1	14	10.0			
WARREN WILSON	11/21/11	*	20	6	7	.857	3	4	.750	2	2	1.000	0	2	2	2.3	3	0	1	1	0	3	17	11.8			
SAVANNAH STATE	11/25/11	*	20	0	4	.000	0	2	.000	2	2	1.000	0	1	1	2.0	2	0	2	2	0	1	2	9.8			
GARDNER-WEBB	11/27/11	*	31	4	8	.500	2	6	.333	6	6	1.000	2	8	10	3.3	4	0	2	4	1	0	16	10.8			
at Georgia So.	12/1/11	*	25	5	10	.500	2	5	.400	4	4	1.000	0	2	2	3.1	3	0	3	1	0	0	16	11.6			
at CoFC	12/03/11	*	31	5	12	.417	3	5	.600	4	4	1.000	1	1	2	3.0	2	0	0	0	0	0	17	12.3			
at Mercer	12/10/11	*	23	4	10	.400	3	4	.750	0	1	.000	2	3	5	3.2	2	0	0	2	0	1	11	12.1			
SPALDING	12/13/11	*	21	4	7	.571	1	2	.500	4	4	1.000	2	2	4	3.3	2	0	2	1	0	2	13	12.2			
at Kentucky	12/17/11	*	27	3	8	.375	2	3	.667	3	4	.750	1	3	4	3.4	1	0	5	2	0	1	11	12.1			
HIWASSEE	12/21/11	*	14	8	13	.615	5	9	.556	0	0	.000	0	1	1	3.2	1	0	1	3	0	2	21	12.8			
LONGWOOD	12/29/11	*	23	4	10	.400	1	4	.250	1	2	.500	0	2	2	3.1	0	0	3	2	0	1	10	12.6			
UTAH VALLEY	12/30/11	*	32	5	8	.625	1	3	.333	5	5	1.000	1	6	7	3.4	0	0	2	1	1	0	16	12.9			
at Tennessee	01/02/12	*	34	3	10	.300	3	5	.600	8	9	.889	0	5	5	3.5	2	0	4	3	0	0	17	13.1			
W. CAROLINA	01/05/12	*	32	5	12	.417	0	2	.000	5	6	.833	0	8	8	3.8	0	0	1	2	0	1	15	13.3			
APP STATE	01/07/12	*	36	7	15	.467	2	3	.667	3	3	1.000	0	1	1	3.6	1	0	1	3	0	1	19	13.6			
WOFFORD	01/12/12	*	34	4	10	.400	1	3	.333	2	6	.333	1	6	7	3.8	2	0	2	2	0	0	11	13.4			
at Samford	01/14/12	*	30	2	9	.222	1	3	.333	4	4	1.000	5	2	7	3.9	4	0	5	1	0	0	9	13.2			
at UNCG	1/19/12	*	33	6	12	.500	2	3	.667	4	8	.500	1	1	2	3.9	2	0	2	1	0	0	18	13.5			
at Elon	01/21/12	*	29	7	14	.500	0	3	.000	3	4	.750	5	0	5	3.9	2	0	4	3	1	1	17	13.6			
DAVIDSON	01/26/12	*	27	5	11	.455	2	4	.500	2	4	.500	0	4	4	3.9	4	0	4	4	0	0	14	13.6			
GEORGIA SO.	01/28/12	*	33	4	11	.364	0	2	.000	1	2	.500	0	3	3	3.9	1	0	1	4	0	1	9	13.4			
at W. Carolina	02/02/12	*	21	0	7	.000	0	4	.000	4	5	.800	0	2	2	3.8	2	0	2	1	1	0	4	13.0			
at Davidson	02/04/12	*	27	2	9	.222	1	5	.200	2	2	1.000	1	2	3	3.8	1	0	2	0	1	0	1	7	12.8		
ELON	02/09/12	*	29	8	18	.444	3	8	.375	5	5	1.000	0	3	3	3.7	2	0	1	2	0	2	24	13.2			
UNCG	02/11/12	*	31	5	11	.455	0	3	.000	2	2	1.000	0	4	4	3.7	1	0	2	2	1	0	12	13.2			
at App State	02/15/12	*	14	0	3	.000	0	1	.000	0	0	.000	1	0	1	3.6	2	0	0	0	0	0	0	12.7			
THE CITADEL	02/18/12	*	26	1	8	.125	1	4	.250	1	2	.500	0	4	4	3.7	0	0	2	1	0	0	4	12.4			
at Furman	02/23/12	*	24	4	9	.444	2	3	.667	3	4	.750	2	1	3	3.6	0	0	0	2	0	0	13	12.4			
SAMFORD	02/25/12	*	26	3	9	.333	1	3	.333	3	4	.750	1	4	5	3.7	3	0	1	3	0	2	10	12.4			
vs Georgia Southern	3/2/12	*	22	2	6	.333	0	3	.000	2	3	.667	1	5	6	3.8	3	0	1	5	0	0	6	12.2			
<b>Totals</b>			<b>30</b>	<b>854</b>	<b>125</b>	<b>306</b>	<b>.408</b>	<b>46</b>	<b>120</b>	<b>.383</b>	<b>93</b>	<b>119</b>	<b>.782</b>	<b>29</b>	<b>91</b>	<b>120</b>	<b>3.8</b>	<b>57</b>	<b>0</b>	<b>60</b>	<b>65</b>	<b>5</b>	<b>24</b>	<b>389</b>	<b>12.2</b>		

## CAREER/SEASON HIGHS

CATEGORY	CAREER HIGH	SEASON HIGH
Points	41 vs. UNCG, 1/27/11	24 vs. Elon, 2/9
Rebounds	11 vs. Samford, 1/15/11	10 vs. Gardner-Webb, 11/27
Assists	5 vs. 2 opp. (MR: at Samford, 1/14/12)	Same
Turnovers	5 vs. 2 opp. (MR: vs. Georgia Southern, 3/2/12)	Same
Blocks	1 vs. 6 opp. (MR: UNCG, 2/11/12)	Same
Steals	3 vs. 3 opp. (MR: Warren Wilson, 11/21/11)	Same
Minutes	44 vs. UNCG, 1/27/11	36 vs. Appalachian State, 1/7
FG Made	12 vs. UNCG, 1/27/11	8 vs. 2 opp. (MR: Elon, 2/9)
FG Att.	18 vs. 3 opp. (MR: Elon, 2/9/12)	Same
3-Pt FG Made	5 vs. Hiwassee, 12/21/11	Same
3-Pt FG Att.	10 at UNCG, 1/21/10	9 vs. Hiwassee, 12/21
FT Made	13 vs. UNCG, 1/27/11	8 at Tennessee, 1/2
FT Att.	15 vs. UNCG, 1/27/11	9 at Butler, 11/15

## TAYLOR'S CAREER STATISTICS

### REBOUNDS

YEAR	GP	GS	MIN	AVG.	FG	FGA	PCT.	3FG	FGA	PCT.	FT	FTA	PCT.	OFF	DEF	TOTAL	AVG	PF	FO	A	TO	BLK	STL	PTS	AVG
2008-09	18	0	143	7.9	16	46	.348	7	23	.304	7	11	.636	4	10	14	0.8	9	0	10	10	0	4	46	2.6
2009-10	33	25	802	24.3	129	325	.397	59	177	.333	58	79	.734	25	86	111	3.4	33	0	51	48	0	19	375	11.4
2010-11	32	31	860	26.9	138	321	.430	45	130	.346	94	125	.752	22	95	117	3.7	48	0	38	59	1	13	415	13.0
2011-12	32	30	854	26.7	125	306	.408	46	120	.383	93	119	.782	29	91	120	3.8	57	0	60	65	5	24	389	12.2
<b>TOTAL</b>	<b>115</b>	<b>86</b>	<b>2659</b>	<b>23.1</b>	<b>408</b>	<b>998</b>	<b>.409</b>	<b>157</b>	<b>450</b>	<b>.349</b>	<b>252</b>	<b>334</b>	<b>.754</b>	<b>80</b>	<b>282</b>	<b>362</b>	<b>3.1</b>	<b>147</b>	<b>0</b>	<b>159</b>	<b>182</b>	<b>6</b>	<b>60</b>	<b>1225</b>	<b>10.7</b>



# 2011-12 CHATTANOOGA BASKETBALL

REGULAR-SEASON SOCON CHAMPS: 1981, 1982, 1983, 1985, 1986, 1989, 1991, 1992, 1993, 1994

SOCON DIVISION CHAMPS: 1995, 1997, 1998, 2002, 2005, 2008, 2009, 2011

SOCON TOURNAMENT CHAMPS: 1981, 1982, 1983, 1988, 1993, 1994, 1995, 1997, 2005, 2009

NCAA TOURNAMENT: 1981, 1982, 1983, 1988, 1993, 1994, 1995, 1997 (SWEET 16), 2005, 2009



## 0 • OMAR WATTAD

6-5, 216, RSr., G

Johnson City, Tenn.

(Georgetown/Science Hill)

- Returning starter at the 3 and the team's leading returning scorer (14.3 ppg).

- Wattad was named preseason SoCon Player of the Year by College Sports Madness along with other publications. The online publication also predicted 2nd team all-league finishes for Bell and Taylor, while Wattad was also posted on its All-Mid Major fourth team.

- All-Tournament at Dr Pepper Classic...scored 37 points and grabbed nine rebounds over the two days shooting 52.4 percent (11-21) from 3pt range.
- Opened season with 24 points at Indiana making 7-14 FG, 5-10 3 pt and 5-5 FT.
- Tossed in 20 points, 15 in first half, at Mercer.
- 18 points paced five double digit scorers in the win over Longwood...made 6-12 from 3pt range, 5-6 in second half...tied career high with seven boards.
- 19 points making 5-9 from 3pt range in win over Utah Valley.
- 12 points and six boards with several huge hustle plays in home win over Western Carolina.
- Game-high 17 points in the loss at Samford followed by team-high 19 at UNCG.
- New season high with 25 points at Elon adding five rebounds.
- Career-high 10 rebounds at home against Georgia Southern...tied career-best five assists that night as well.
- 18 points on the road at Western Carolina.
- Scored 14 of his 22 points in the second half of the home win over Elon...made 6-10 from 3pt range...grabbed eight boards.

## 2011-12 GAME-BY-GAME

Opponent	Date	GS	Min	FG	FGA	Pct	3FG	FGA	Pct	FT	FTA	Pct	REBOUNDS										Pts	Avg	
													Off	Def	Tot	Avg	PF	FO	A	TO	Blk	Stl			
at Indiana	11/13/11	*	28	7	14	.500	5	10	.500	5	5	1.000	2	3	5	5.0	3	0	1	1	0	1	24	24.0	
at BUTLER	11/15/11	*	34	4	11	.364	2	7	.286	0	0	.000	0	3	3	4.0	2	0	2	5	0	0	10	17.0	
KENNESAW ST.	11/18/11	*	28	4	11	.364	4	10	.400	0	0	.000	1	2	3	3.7	2	0	2	2	1	2	12	15.3	
WARREN WILSON	11/21/11	*	11	4	9	.444	2	6	.333	0	0	.000	0	2	2	3.3	2	0	2	1	0	1	10	14.0	
SAVANNAH ST.	11/25/11	*	32	2	7	.286	1	5	.200	1	1	1.000	0	4	4	3.4	4	0	2	1	0	1	6	12.4	
GARDNER-WEBB	11/27/11	*	25	3	11	.273	2	6	.333	0	0	.000	0	4	4	3.5	4	0	1	3	0	0	8	11.7	
at Georgia So.	12/1/11	*	31	4	13	.308	3	9	.333	0	3	.000	2	3	5	3.7	1	0	3	0	0	2	11	11.6	
at CoFC	12/03/11	*	38	3	9	.333	2	6	.333	1	1	1.000	1	5	6	4.0	4	0	2	3	0	1	9	11.3	
at Mercer	12/10/11	*	34	7	15	.467	3	9	.333	3	4	.750	1	2	3	3.9	2	0	2	3	0	2	20	12.2	
SPALDING	12/13/11	*	20	4	5	.800	4	5	.800	0	0	.000	1	4	5	4.0	2	0	2	4	0	1	12	12.2	
at Kentucky	12/17/11	*	31	3	14	.214	3	10	.300	0	0	.000	1	0	1	3.7	1	0	2	1	0	1	9	11.9	
LONGWOOD	12/29/11	*	22	6	13	.462	6	12	.500	0	0	.000	0	7	7	4.0	4	0	0	4	0	1	18	12.4	
UTAH VALLEY	12/30/11	*	30	7	11	.636	5	9	.556	0	0	.000	0	2	2	3.8	2	0	3	1	0	0	19	12.9	
at Tennessee	01/02/12	*	28	5	11	.455	4	8	.500	2	2	1.000	0	1	1	3.6	3	0	2	0	0	1	16	13.1	
W. CAROLINA	01/05/12	*	35	4	11	.364	3	6	.500	1	2	.500	3	3	6	3.8	0	0	2	6	0	2	12	13.1	
WOFFORD	01/12/12	*	23	0	3	.000	0	3	.000	2	2	1.000	1	5	6	3.9	0	0	5	1	1	0	2	12.4	
at Samford	01/14/12	*	33	4	15	.267	4	13	.308	5	6	.833	2	1	3	3.9	2	0	2	1	0	1	17	12.6	
at UNCG	1/19/12	*	30	6	17	.353	3	9	.333	4	7	.571	0	2	2	3.8	0	0	1	3	0	2	19	13.0	
at Elon	01/21/12	*	32	8	19	.421	5	10	.500	4	6	.667	0	5	5	3.8	2	0	0	3	0	0	25	13.6	
DAVIDSON	01/26/12	*	32	3	9	.333	1	3	.333	0	0	.000	0	5	5	3.9	4	0	2	1	0	0	7	13.3	
GEORGIA SO.	01/28/12	*	34	1	8	.125	1	5	.200	2	2	1.000	1	9	10	4.2	2	0	5	5	0	2	5	12.9	
at W. Carolina	02/02/12	*	34	4	13	.308	2	10	.200	8	8	1.000	0	3	3	4.1	3	0	2	6	0	1	18	13.1	
at Davidson	02/04/12	*	25	3	11	.273	2	4	.500	1	3	.333	1	3	4	4.1	2	0	1	0	0	2	9	13.0	
ELON	02/09/12	*	27	8	15	.533	6	10	.600	0	0	.000	2	6	8	4.3	3	0	2	1	0	0	22	13.3	
UNCG	02/11/12	*	30	3	13	.231	2	7	.286	7	7	1.000	1	2	3	4.2	2	0	3	2	2	1	15	13.4	
at AppState	02/15/12	*	19	3	12	.250	1	8	.125	0	0	.000	0	2	2	4.2	0	0	1	1	0	0	7	13.2	
THE CITADEL	02/18/12	*	25	0	11	.000	0	8	.000	1	2	.500	1	0	1	4.0	1	0	0	1	0	0	2	11.7	
at Furman	02/23/12	*	21	2	9	.222	1	4	.250	0	0	.000	0	0	0	3.9	0	0	2	1	0	0	5	12.4	
SAMFORD	02/25/12	*	23	4	12	.333	3	9	.333	0	0	.000	0	2	2	3.8	3	0	0	0	0	0	11	12.4	
vs Georgia So.	3/2/12	*	14	1	5	.200	0	3	.000	3	3	1.000	0	2	2	3.8	1	0	0	0	0	0	5	12.1	
<b>Totals</b>			<b>29</b>	<b>829</b>	<b>117</b>	<b>337</b>	<b>.347</b>	<b>80</b>	<b>224</b>	<b>.357</b>	<b>50</b>	<b>64</b>	<b>.781</b>	<b>21</b>	<b>92</b>	<b>113</b>	<b>3.8</b>	<b>61</b>	<b>0</b>	<b>54</b>	<b>61</b>	<b>4</b>	<b>27</b>	<b>364</b>	<b>12.1</b>

## CAREER/SEASON HIGHS

CATEGORY	CAREER HIGH	SEASON HIGH
Points	30 at The Citadel, 1/13/11	25 at Elon, 1/21
Rebounds	10 vs. Georgia Southern, 1/28/12	Same
Assists	5 vs. 4 opp. (MR: Georgia Southern, 1/28/12)	Same
Turnovers	6 vs. 2 opp. (MR: Western Carolina, 2/2/12)	Same
Blocks	2 vs. UNCG, 2/11/12	Same
Steals	4 vs. Furman, 3/5/11	2 vs. 8 opp. (MR: The Citadel, 2/18)
Minutes	42 vs. UNCG, 1/27/11	38 at Coll. of Charleston, 12/3
FG Made	11 at The Citadel, 1/13/11	8 at Elon, 1/21
FG Att.	19 vs. 3 opp. (MR: at Elon, 1/21/12)	Same
3-Pt FG Made	8 at The Citadel, 1/13/11	6 vs. 2 opp. (MR: Elon, 2/9)
3-Pt FG Att.	14 at The Citadel, 1/13/11	13 at Samford, 1/14
FT Made	8 at Western Carolina, 2/2/12	Same
FT Att.	8 vs. 3 opp. (MR: at Western Carolina, 2/2/12)	Same

## WATTAD'S CAREER STATISTICS

YEAR	GP	GS	MIN	AVG.	FG	FGA	PCT.	3FG	FGA	PCT.	FT	FTA	PCT.	REBOUNDS										PTS	AVG
														OFF	DEF	TOTAL	AVG	PF	FO	A	TO	BLK	STL		
2007-08*	11	0	36	3.3	4	10	.400	3	9	.333	0	0	.000	0	4	4	0.4	4	0	0	1	1	2	11	1.0
2008-09*	25	1	278	11.1	20	60	.333	13	45	.289	12	18	.667	7	27	34	1.4	31	0	14	17	0	7	65	2.6
2010-11	32	28	936	29.3	143	379	.377	88	244	.361	82	110	.745	39	78	117	3.7	79	2	65	65	2	27	456	14.3
2011-12	30	29	829	27.6	117	337	.347	80	224	.357	50	64	.781	21	92	113	3.8	61	0	54	61	4	27	364	12.1
<b>TOTAL</b>	<b>62</b>	<b>57</b>	<b>1765</b>	<b>28.5</b>	<b>260</b>	<b>716</b>	<b>.363</b>	<b>168</b>	<b>468</b>	<b>.359</b>	<b>132</b>	<b>174</b>	<b>.759</b>	<b>60</b>	<b>170</b>	<b>230</b>	<b>3.7</b>	<b>140</b>	<b>2</b>	<b>119</b>	<b>126</b>	<b>6</b>	<b>54</b>	<b>820</b>	<b>13.2</b>
<b>ALL*</b>	<b>98</b>	<b>58</b>	<b>2079</b>	<b>21.2</b>	<b>284</b>	<b>786</b>	<b>.361</b>	<b>184</b>	<b>522</b>	<b>.352</b>	<b>144</b>	<b>192</b>	<b>.750</b>	<b>67</b>	<b>201</b>	<b>268</b>	<b>2.7</b>	<b>175</b>	<b>2</b>	<b>133</b>	<b>144</b>	<b>7</b>	<b>63</b>	<b>896</b>	<b>9.1</b>

\* STATISTICS FROM GEORGETOWN




# 2011-12 CHATTANOOGA BASKETBALL

REGULAR-SEASON SOCON CHAMPS: 1981, 1982, 1983, 1985, 1986, 1989, 1991, 1992, 1993, 1994

SOCON DIVISION CHAMPS: 1995, 1997, 1998, 2002, 2005, 2008, 2009, 2011

SOCON TOURNAMENT CHAMPS: 1981, 1982, 1983, 1988, 1993, 1994, 1995, 1997, 2005, 2009

NCAA TOURNAMENT: 1981, 1982, 1983, 1988, 1993, 1994, 1995, 1997 (SWEET 16), 2005, 2009



## 11 • RONRICO WHITE

6-3, 165, Fr., G  
Knoxville, Tenn.  
(Bearden)

- Pushing hard for time at the 2. Combo guard who provides depth at the 1 as well.
- Father Tony, Sr., was an All-American at Tennessee (1983-87) and brother Tony, Jr., was a star guard at SoCon-rival College of Charleston (2007-10).

- Played 26 minutes in exhibition win over Tennessee Wesleyan scoring 15 points on 5-9 three-point shooting. Also had 5 assists with nary a turnover. Played extended minutes at the 1 due to an injury to backup point Dontay Hampton.
- 7 assists with zero turnovers against Warren Wilson.
- Season high of 11 points on 3-4 FG, 2-2 3pt and 3-3 FT at College of Charleston.
- 11 points and five rebounds in win over Spalding.
- New season high of 16 points including an 8-10 performance at the free throw line at App State.
- Had 10 points off the bench at Furman.
- 12 points in 21 minutes off the bench in SoCon Tourney loss to Georgia Southern... knocked down 2-3 from 3pt range.

## 2011-12 GAME-BY-GAME

Opponent	Date	GS	Min	FG	FGA	Pct	3FG	FGA	Pct	FT	FTA	Pct	REBOUNDS					PF	FO	A	TO	Blk	Stl	Pts	Avg
													Off	Def	Tot	Avg									
at Indiana	11/13/11	18	1	3	.333	1	3	.333	0	0	.000	1	1	2	2.0	2	0	1	2	0	0	0	3	3.0	
at BUTLER	11/15/11	9	0	1	.000	0	0	.000	0	0	.000	0	1	1	1.5	1	0	0	0	0	0	0	0	1	5.0
KENNESAW ST.	11/18/11	10	1	3	.333	1	3	.333	0	0	.000	0	1	1	1.3	2	0	1	0	0	1	3	2.0		
WARREN WILSON	11/21/11	27	1	9	.111	1	4	.250	1	2	.500	0	2	2	1.5	1	0	7	0	0	2	4	2.5		
SAVANNAH ST.	11/25/11	19	1	5	.200	1	3	.333	1	4	.250	0	0	1	1.2	1	0	0	0	0	0	0	4	2.8	
GARDNER-WEBB	11/27/11	16	1	3	.333	0	1	.000	1	2	.500	2	3	5	1.8	3	0	1	0	0	0	3	2.8		
at Georgia So.	12/1/11	15	2	3	.667	2	3	.667	0	2	.000	0	0	1	1.6	1	0	1	1	0	0	6	3.3		
at CofC	12/03/11	18	3	4	.750	2	2	1.000	3	3	1.000	1	1	2	1.6	1	0	0	0	0	2	11	4.3		
at Mercer	12/10/11	6	0	1	.000	0	0	.000	0	2	.000	1	0	1	1.6	2	0	0	1	0	1	0	3	3.8	
SPALDING	12/13/11	16	2	7	.286	1	5	.200	6	8	.750	2	3	5	1.9	0	0	2	3	0	1	11	4.5		
at Kentucky	12/17/11	12	1	1	1.000	1	1	1.000	0	0	.000	0	1	1	1.8	3	0	1	2	0	0	3	4.4		
HIWASSEE	12/21/11	25	2	6	.333	0	1	.000	5	6	.833	0	4	4	2.0	2	0	2	4	0	4	9	4.8		
LONGWOOD	12/29/11	14	1	5	.200	1	4	.250	2	2	1.000	0	3	3	2.1	0	0	2	0	0	0	5	4.8		
UTAH VALLEY	12/30/11	10	1	1	1.000	0	0	.000	0	0	.000	1	1	2	2.1	1	0	2	1	0	0	2	4.6		
at Tennessee	01/02/12	14	1	3	.333	0	0	.000	0	0	.000	1	3	4	2.2	1	0	0	0	0	1	2	4.4		
W. CAROLINA	01/05/12	5	0	0	.000	0	0	.000	0	0	.000	0	0	2	1.0	1	0	0	0	0	0	0	4.1		
APP STATE	01/07/12	10	0	1	.000	0	0	.000	2	4	.500	0	0	0	1.9	1	0	0	0	0	0	2	4.0		
WOFFORD	01/12/12	3	1	1	1.000	0	0	.000	0	0	.000	0	1	1	1.9	1	0	0	0	0	0	2	3.9		
at Samford	01/14/12	3	0	0	.000	0	0	.000	0	0	.000	0	0	0	1.8	0	0	0	2	0	0	0	3.7		
at UNCG	1/19/12	2	0	0	.000	0	0	.000	0	0	.000	0	0	0	1.7	0	0	0	0	0	0	0	3.5		
at Elon	01/21/12	11	3	4	.750	2	3	.667	0	0	.000	1	3	4	1.8	0	0	1	0	1	0	1	8	3.7	
DAVIDSON	01/26/12	11	1	2	.500	0	1	.000	0	0	.000	1	2	3	1.9	1	0	0	0	0	0	2	3.6		
GEORGIA SO.	01/28/12	13	2	4	.500	2	4	.500	0	0	.000	0	3	3	1.9	1	0	1	0	0	0	6	3.7		
at W. Carolina	02/02/12	13	1	1	1.000	0	0	.000	6	7	.857	1	2	3	2.0	4	0	1	0	1	0	1	8	3.9	
at Davidson	02/04/12	18	3	7	.429	0	0	.000	3	4	.750	0	0	0	1.9	1	0	0	0	0	0	9	4.1		
ELON	02/09/12	12	3	5	.600	1	2	.500	0	0	.000	0	0	0	1.8	0	0	0	0	0	1	7	4.2		
UNCG	02/11/12	11	2	4	.500	1	2	.500	3	5	.600	1	2	3	1.9	0	0	2	0	2	0	2	8	4.4	
at App State	02/15/12	26	3	11	.273	2	5	.400	8	10	.800	0	0	0	1.8	2	0	2	1	0	1	16	4.8		
THE CITADEL	02/18/12	15	1	4	.250	0	1	.000	0	0	.000	0	0	0	1.7	0	0	0	0	0	0	2	4.7		
at Furman	02/23/12	23	4	9	.444	2	5	.400	0	1	.000	0	0	0	1.7	2	0	1	3	0	1	10	4.9		
SAMFORD	02/25/12	14	1	3	.333	0	1	.000	0	0	.000	1	1	2	1.7	3	0	1	3	0	0	2	4.8		
vs Georgia So.	3/2/12	21	4	8	.500	2	3	.667	2	4	.500	0	0	0	1.6	1	0	1	4	0	0	12	5.0		
<b>Totals</b>		<b>0</b>	<b>440</b>	<b>47</b>	<b>119</b>	<b>.395</b>	<b>23</b>	<b>57</b>	<b>.404</b>	<b>43</b>	<b>66</b>	<b>.652</b>	<b>14</b>	<b>38</b>	<b>52</b>	<b>1.6</b>	<b>38</b>	<b>0</b>	<b>27</b>	<b>31</b>	<b>0</b>	<b>19</b>	<b>160</b>	<b>5.0</b>	

## CAREER/SEASON HIGHS

CATEGORY	CAREER HIGH	SEASON HIGH
Points		16 at Appalachian State, 2/15
Rebounds		5 vs. 2 opp. (MR: Spalding, 12/13)
Assists		7 vs. Warren Wilson, 11/21
Turnovers		4 vs. 2 opp. (MR: vs. Georgia Southern, 3/2)
Blocks		
Steals		4 vs. Hiwassee, 12/21
Minutes		27 vs. Warren Wilson, 11/21
FG Made		4 vs. 2 opp. (MR: vs. Georgia Southern, 3/2)
FG Att.		11 at Appalachian State, 2/15
3-pt FG Made		2 vs. 7 opp. (MR: vs. Georgia Southern, 3/2)
3-pt FG Att.		5 vs. 3 opp. (MR: at Furman, 2/23)
FT Made		8 at Appalachian State, 2/15
FT Att.		10 at Appalachian State, 2/15

## WHITE'S CAREER STATISTICS

### REBOUNDS

YEAR	GP	GS	MIN	AVG.	FG	FGA	PCT.	3FG	FGA	PCT.	FT	FTA	PCT.	OFF	DEF	TOTAL	AVG	PF	FO	A	TO	BLK	STL	PTS	AVG
2011-12	32	0	440	13.8	47	119	.395	23	57	.404	43	66	.652	14	38	52	1.6	38	0	27	31	0	19	160	5.0



# 2011-12 CHATTANOOGA BASKETBALL

REGULAR-SEASON SOCON CHAMPS: 1981, 1982, 1983, 1985, 1986, 1989, 1991, 1992, 1993, 1994

SOCON DIVISION CHAMPS: 1995, 1997, 1998, 2002, 2005, 2008, 2009, 2011

SOCON TOURNAMENT CHAMPS: 1981, 1982, 1983, 1988, 1993, 1994, 1995, 1997, 2005, 2009

NCAA TOURNAMENT: 1981, 1982, 1983, 1988, 1993, 1994, 1995, 1997 (SWEET 16), 2005, 2009



## 20 • DRAZEN ZLOVARIC

6-9, 214, RJr., F

Novi Sad, Serbia

(Georgia/Patterson School)

- Georgia transfer...skilled and athletic...sat out 2010-11 due to NCAA transfer rules.
- All-Tournament team at Dr Pepper Classic...20 points and 20 rebounds for the event.
- 10 boards in first career UTC game at Indiana.

- Led the team in rebounding in each of his first three games.
- 11 points and nine rebounds in home loss to Kennesaw State.
- 12 points and eight boards in home win over Savannah State.
- Season-high 15 points at No. 3 Kentucky with a team-high nine rebounds.
- 10 boards in win over Longwood.
- First career double-double with 11 points and 10 boards in win over Utah Valley.
- Then career highs of 19 points and 12 rebounds in home win over Western Carolina... rebounding effort paced the Mocs' +24 advantage on the glass (50-26).
- 14 points and 13 rebounds in road loss at UNCG.
- 16 points and 10 boards for fourth double-double at home vs. Georgia Southern.
- Dunk that opened the win over Elon made ESPN SportsCenter's Top 10 Plays...had 12 points and eight rebounds.
- Career-best 22 points with seven rebounds in home matchup with UNCG.

## 2011-12 GAME-BY-GAME

Opponent	Date	GS	Min	FG	FGA	Pct	3FG	FGA	Pct	FT	FTA	Pct	REBOUNDS				PF	FO	A	TO	Blk	Stl	Pts	Avg	
													Off	Def	Tot	Avg									
at Indiana	11/13/11	*	26	3	11	.273	0	0	.000	1	3	.333	1	9	10	10.0	5	1	1	6	0	2	7	7.0	
at BUTLER	11/15/11	*	34	4	8	.500	0	0	.000	0	0	.000	1	6	7	8.5	3	0	0	2	1	1	1	8	7.5
KENNESAW ST.	11/18/11	*	26	4	8	.500	0	0	.000	3	4	.750	3	6	9	8.7	2	0	0	2	0	0	0	11	8.7
WARREN WILSON	11/21/11	*	16	2	3	.667	0	0	.000	1	2	.500	1	3	4	7.5	2	0	0	1	1	0	5	7.8	
SAVANNAH ST.	11/25/11	*	32	6	10	.600	0	0	.000	0	0	.000	3	5	8	7.6	0	0	0	1	1	1	12	8.6	
GARDNER-WEBB	11/27/11	*	31	6	9	.667	0	0	.000	2	3	.667	2	3	5	7.2	3	0	0	1	0	1	14	9.5	
at Georgia So.	12/1/11	*	18	5	9	.556	0	0	.000	0	0	.000	0	1	1	6.3	0	0	0	0	0	1	10	9.6	
at CofC	12/03/11	*	44	2	8	.250	0	0	.000	0	2	.000	0	8	8	6.5	5	1	1	3	0	2	4	8.9	
at Mercer	12/10/11	*	34	4	8	.500	0	0	.000	0	3	.000	2	5	7	6.6	4	0	0	2	0	0	8	8.8	
SPALDING	12/13/11	*	22	6	9	.667	0	0	.000	2	4	.500	0	4	6	7.0	0	1	2	0	1	2	0	14	9.3
at Kentucky	12/17/11	*	33	7	13	.538	0	0	.000	1	1	1.000	1	8	9	6.5	1	0	0	0	0	1	15	9.8	
HIWASSEE	12/21/11	*	15	4	6	.667	0	0	.000	0	0	.000	3	3	6	6.5	0	0	1	3	0	1	8	9.7	
LONGWOOD	12/29/11	*	27	3	5	.600	0	0	.000	3	5	.600	0	10	10	6.8	2	0	3	1	0	1	9	9.6	
UTAH VALLEY	12/30/11	*	33	5	11	.455	0	0	.000	1	2	.500	2	8	10	7.0	0	0	1	1	0	1	11	9.7	
at Tennessee	01/02/12	*	36	4	11	.364	0	1	.000	3	4	.750	2	5	7	7.0	2	0	1	0	0	0	11	9.8	
W. CAROLINA	01/05/12	*	30	9	13	.692	0	0	.000	1	2	.500	4	8	12	7.3	2	0	2	0	0	0	19	10.4	
APP STATE	01/07/12	*	35	4	7	.571	0	0	.000	3	4	.750	0	7	7	7.3	0	0	1	0	0	0	11	10.4	
WOFFORD	01/12/12	*	30	5	11	.455	0	1	.000	0	0	.000	0	5	5	7.2	0	0	1	1	0	1	10	10.4	
at Samford	01/14/12	*	27	3	5	.600	0	0	.000	0	0	.000	0	3	3	6.9	5	1	0	3	0	1	6	10.2	
at UNCG	1/19/12	*	35	7	14	.500	0	0	.000	0	0	.000	5	8	13	7.3	1	0	0	2	0	0	14	10.4	
at Elon	01/21/12	*	25	1	6	.167	0	0	.000	1	3	.333	1	2	3	7.0	4	0	1	3	0	0	3	10.0	
DAVIDSON	01/26/12	*	22	5	7	.714	0	0	.000	0	0	.000	0	2	2	6.8	4	0	0	2	1	0	10	10.0	
GEORGIA SO.	01/28/12	*	33	8	12	.667	0	0	.000	0	1	.000	2	8	10	7.0	3	0	1	2	0	1	16	10.3	
at W. Carolina	02/02/12	*	11	0	2	.000	0	0	.000	0	0	.000	2	2	4	6.8	2	0	0	1	0	0	0	9.8	
at Davidson	02/04/12	*	29	6	9	.667	0	0	.000	3	4	.750	1	5	6	6.8	2	0	0	3	0	0	15	10.0	
ELON	02/09/12	*	33	6	11	.545	0	0	.000	0	0	.000	2	6	8	6.8	1	0	1	0	1	0	12	10.1	
UNCG	02/11/12	*	31	11	15	.733	0	0	.000	0	1	.000	4	3	7	6.9	3	0	0	2	0	0	22	10.6	
at App State	02/15/12	*	20	5	8	.625	0	0	.000	2	2	1.000	5	4	9	6.9	1	0	0	1	0	1	12	10.6	
THE CITADEL	02/18/12	*	28	4	6	.667	0	0	.000	3	4	.750	4	2	6	6.9	3	0	0	1	0	0	11	10.6	
at Furman	02/23/12	*	12	2	3	.667	0	0	.000	0	0	.000	0	0	0	6.7	4	0	0	0	0	0	4	10.4	
SAMFORD	02/25/12	*	29	3	4	.750	0	0	.000	1	2	.500	2	0	2	6.5	0	0	1	2	0	0	7	10.3	
vs Georgia So.	3/2/12	*	29	3	6	.500	0	0	.000	0	0	.000	1	3	4	6.4	2	0	1	0	0	1	6	10.2	
<b>Totals</b>			<b>31</b>	<b>886</b>	<b>147</b>	<b>.549</b>	<b>0</b>	<b>2</b>	<b>.000</b>	<b>31</b>	<b>56</b>	<b>.554</b>	<b>54</b>	<b>152</b>	<b>206</b>	<b>6.4</b>	<b>68</b>	<b>3</b>	<b>17</b>	<b>47</b>	<b>6</b>	<b>17</b>	<b>325</b>	<b>10.2</b>	

## CAREER/SEASON HIGHS

CATEGORY	CAREER HIGH	SEASON HIGH
Points		22 vs. UNCG, 2/11
Rebounds		13 at UNCG, 1/19
Assists		3 vs. Longwood, 12/29
Turnovers		6 at Indiana, 11/13
Blocks		1 vs. 6 opp. (MR: Elon, 2/9)
Steals		2 vs. 2 opp. (MR: at Coll. of Charleston, 12/3)
Minutes		44 at Coll. of Charleston, 12/3
FG Made		11 vs. UNCG, 2/11/12
FG Att.		15 vs. UNCG, 2/11/12
3-pt FG Made		
3-pt FG Att.		1 vs. 2 opp. (MR: Wofford, 1/12)
FT Made		3 vs. 6 opp. (MR: The Citadel, 2/18)
FT Att.		5 vs. Longwood, 12/29

## ZLOVARIC'S CAREER STATISTICS

YEAR	GP	GS	MIN	AVG.	FG	FGA	PCT.	3FG	FGA	PCT.	FT	FTA	PCT.	REBOUNDS				PF	FO	A	TO	BLK	STL	PTS	AVG
														OFF	DEF	TOTAL	AVG								
2008-09*	17	0	85	5.0	9	24	.375	2	11	.182	1	5	.200	5	10	15	0.9	9	0	3	7	3	1	21	1.2
2009-10*	26	0	186	7.2	10	38	.263	0	8	.000	3	5	.600	5	7	12	0.5	12	0	12	12	1	1	325	0.9
2011-12	32	31	886	27.7	147	268	.549	0	2	.000	31	56	.554	54	152	206	6.4	68	3	17	47	6	17	325	10.2
<b>TOTAL</b>	<b>32</b>	<b>31</b>	<b>886</b>	<b>27.7</b>	<b>147</b>	<b>268</b>	<b>.549</b>	<b>0</b>	<b>2</b>	<b>.000</b>	<b>31</b>	<b>56</b>	<b>.554</b>	<b>54</b>	<b>152</b>	<b>206</b>	<b>6.4</b>	<b>68</b>	<b>3</b>	<b>17</b>	<b>47</b>	<b>6</b>	<b>17</b>	<b>325</b>	<b>10.2</b>
<b>ALL*</b>	<b>75</b>	<b>31</b>	<b>1157</b>	<b>15.4</b>	<b>166</b>	<b>330</b>	<b>.503</b>	<b>2</b>	<b>21</b>	<b>.095</b>	<b>35</b>	<b>66</b>	<b>.530</b>	<b>64</b>	<b>169</b>	<b>233</b>	<b>3.1</b>	<b>89</b>	<b>3</b>	<b>32</b>	<b>66</b>	<b>10</b>	<b>19</b>	<b>369</b>	<b>4.9</b>

\* STATISTICS FROM GEORGIA



# 2011-12 CHATTANOOGA BASKETBALL

REGULAR-SEASON SOCON CHAMPS: 1981, 1982, 1983, 1985, 1986, 1989, 1991, 1992, 1993, 1994

SOCON DIVISION CHAMPS: 1995, 1997, 1998, 2002, 2005, 2008, 2009, 2011

SOCON TOURNAMENT CHAMPS: 1981, 1982, 1983, 1988, 1993, 1994, 1995, 1997, 2005, 2009

NCAA TOURNAMENT: 1981, 1982, 1983, 1988, 1993, 1994, 1995, 1997 (SWEET 16), 2005, 2009

## NOV. 13, 2011 - INDIANA 78, UTC 53

- Chattanooga led 21-18 (10:59) and was within one, 25-24, with 4:53 left in first. IU went on a 27-5 over the next 10:41 to take over the game.
- IU scored 30 points off 25 Mocs turnover.
- UTC started off the game making 7 of 15 shots (46.2%), 10 of 48 (20.8%) the rest of the way... conversely, IU was 6 for its first 16 (37.5%), 19 of 34 (55.9%) to close the game.
- Chattanooga out-rebounded the Hoosiers 45-36... Drazen Zlovacic grabbed a game-high 10 rebounds...the Mocs are 92-46 under Shulman when out-boarding an opponent.
- Omar Wattad had 24 points on 7-14 FG, 5-10 3pt and 5-5 FT...8th career 20-point game...14th career game hitting 4 or more threes...22nd career double-digit scoring game.
- Keegan Bell had 7 assists...38th time he's had 5+ assists in a game.

Chattanooga 53		3-PT		REB												
No.	Player	FG-FGA	FG-FGA	FT-FTA	OF	DE	TOT	PF	TP	A	TO	BLK	S	MIN		
0	WATTAD, Omar	7-14	5-10	5-5	2	3	5	3	24	1	1	0	1	28		
20	ZLOVARIC, Drazen	3-11	0-0	1-3	1	9	10	5	7	1	6	0	2	26		
21	EARLY, Chris	0-6	0-2	0-0	2	2	4	5	0	0	2	0	2	17		
3	BELL, Keegan	0-5	0-2	0-0	0	2	2	0	0	7	5	0	2	30		
22	TAYLOR, Ricky	1-7	1-3	0-0	1	1	2	3	3	1	2	0	0	18		
1	STOKES, Lance	0-1	0-1	2-2	0	1	1	2	0	2	0	0	0	12		
2	HAMPTON, Dontay	1-2	0-0	0-0	0	0	0	2	2	0	2	0	0	10		
5	BAKER, Drew	0-0	0-0	0-0	0	0	0	0	0	0	0	0	0	1		
10	BARIEKA, Martynas	0-1	0-0	0-0	0	0	0	0	0	0	0	0	0	1		
24	WHITE, Ronrico	1-3	1-3	0-0	1	1	2	2	3	1	2	0	0	18		
30	MASON, Z.	2-6	1-1	1-4	2	0	2	2	6	0	0	0	0	17		
32	BURROUGHS, Jahmal	2-4	0-0	2-2	1	2	3	1	6	0	2	0	1	16		
34	BRYANT, Jared	0-3	0-0	0-0	4	2	6	0	0	0	1	0	0	6		
TEAM						6		2						8		
<b>Totals</b>		<b>17-63</b>	<b>8-22</b>	<b>11-16</b>	<b>20</b>	<b>25</b>	<b>45</b>	<b>24</b>	<b>53</b>	<b>11</b>	<b>25</b>	<b>0</b>	<b>8</b>	<b>200</b>		

TOTAL FG%	1st Half: 10-26 38.5%	2nd Half: 7-37 18.9%	Game: 27.0%	DEADBALL
3-Pt. FG%	1st Half: 4-8 50.0%	2nd Half: 4-14 28.6%	Game: 36.4%	REBOUNDS
FThrow %	1st Half: 0-1 0.0%	2nd Half: 11-15 73.3%	Game: 68.8%	1

Indiana 78		3-PT		REB												
No.	Player	FG-FGA	FG-FGA	FT-FTA	OF	DE	TOT	PF	TP	A	TO	BLK	S	MIN		
2	Watford, Christian	1-7	0-3	0-1	1	4	5	1	2	3	1	0	1	20		
40	Zeller, Cody	2-3	0-0	3-5	3	2	5	4	7	0	2	1	6	24		
1	Hulls, Jordan	6-9	6-9	0-0	0	2	2	0	18	3	1	0	0	27		
4	Oladipo, Victor	6-9	1-2	8-11	1	4	5	3	21	2	3	1	1	27		
12	Jones III, Verdell	5-7	0-0	6-7	0	3	3	3	16	2	5	1	4	27		
0	Barnett, Kory	0-0	0-0	0-0	1	1	0	0	0	1	0	0	0	2		
10	Sheehy, Will	3-7	0-2	0-1	0	1	1	3	6	1	2	0	0	17		
11	Moore, Daniel	0-0	0-0	0-0	1	3	4	1	0	0	1	0	1	13		
13	Etherington, Austin	0-0	0-0	0-0	0	0	0	1	0	0	0	1	0	5		
15	Smith, Raphael	0-1	0-1	0-0	0	0	0	0	0	0	1	0	0	1		
20	Wayer, Taylor	0-1	0-1	0-0	0	0	0	0	0	0	0	0	0	1		
23	Abell, Remy	0-2	0-0	3-4	0	1	1	0	3	0	2	0	1	9		
24	Howard, Jeff	0-1	0-0	0-0	0	0	0	0	0	0	0	1	1	2		
25	Pritchard, Tom	1-1	0-0	0-0	0	1	1	1	2	0	0	0	0	8		
30	Roth, Matt	0-0	0-0	0-0	0	1	1	0	0	0	0	0	0	4		
32	Elston, Derek	1-2	0-0	1-2	0	5	5	2	3	0	0	2	0	13		
TEAM						2		2						4		
<b>Totals</b>		<b>25-50</b>	<b>7-18</b>	<b>21-31</b>	<b>6</b>	<b>30</b>	<b>36</b>	<b>19</b>	<b>78</b>	<b>12</b>	<b>18</b>	<b>7</b>	<b>15</b>	<b>200</b>		

TOTAL FG%	1st Half: 11-26 42.3%	2nd Half: 14-24 58.3%	Game: 50.0%	DEADBALL
3-Pt. FG%	1st Half: 5-11 45.5%	2nd Half: 2-7 28.6%	Game: 38.9%	REBOUNDS
FThrow %	1st Half: 9-14 64.3%	2nd Half: 12-17 70.6%	Game: 67.7%	4

Officials: Ray Perone, Pat Driscoll, Chris Beaver  
 Technical fouls: Chattanooga-ZLOVARIC, Drazen. Indiana-None.  
 Attendance: 16149

Score by Periods	1st	2nd	Total
Chattanooga	24	29	53
Indiana	36	42	78

## NOV. 15, 2011 - BUTLER 57, UTC 46

- First meeting ever between the Mocs and Bulldogs.
- Butler unveiled its 2011 NCAA Runner-Up banner tonight.
- Defensive struggle as neither team managed to shoot better than 37 percent from the floor.
- There were 5 leads changes and 2 ties.
- Mocs went without a field goal for the final 13:32.
- 11 of UTC's 15 turnovers came in the 2nd half after just four at the break.
- Chattanooga ended up with 20 points in paint after 16 in the opening frame...it had 11 points off

- turnovers, 9 of which came in the first half.
- Ricky Taylor scored 13 points and now has 852 points which moves him into 26th all-time passed Maurio Hanson (1994-95)...18th time leading UTC in scoring...46th career double figure scoring night.
- Omar Wattad had 10 points and needs 10 more points for 500 in his Mocs career...needs 5 more 3s for 100...was his 23rd career double digit scoring game.
- Drazen Zlovacic's 7 rebounds led the team tonight...2nd straight game leading the team in rebounding.

Chattanooga 46		3-PT		REB												
No.	Player	FG-FGA	FG-FGA	FT-FTA	OF	DE	TOT	PF	TP	A	TO	BLK	S	MIN		
0	WATTAD, Omar	4-11	2-7	0-0	0	3	3	2	10	2	5	0	0	34		
20	ZLOVARIC, Drazen	4-8	0-0	0-0	1	6	7	3	8	0	2	1	1	34		
21	EARLY, Chris	4-6	0-0	0-2	0	2	2	5	8	0	1	0	0	14		
3	BELL, Keegan	1-4	0-3	2-2	1	3	4	3	4	6	4	0	0	33		
22	TAYLOR, Ricky	3-6	0-1	7-9	1	3	4	1	13	1	2	0	3	31		
1	STOKES, Lance	0-0	0-0	1-2	1	0	1	0	1	0	0	0	0	7		
2	HAMPTON, Dontay	0-3	0-2	0-0	0	1	1	1	0	1	0	0	1	7		
11	WHITE, Ronrico	0-1	0-0	0-0	0	1	1	0	0	0	0	0	0	9		
30	MASON, Z.	0-2	0-1	2-4	0	2	2	2	2	0	0	0	0	10		
32	BURROUGHS, Jahmal	0-2	0-0	0-0	1	1	2	0	0	0	1	0	0	19		
34	BRYANT, Jared	0-1	0-0	0-0	0	0	0	1	0	0	0	0	0	2		
TEAM						2		4						4		
<b>Totals</b>		<b>16-44</b>	<b>2-14</b>	<b>12-19</b>	<b>7</b>	<b>24</b>	<b>31</b>	<b>19</b>	<b>46</b>	<b>10</b>	<b>15</b>	<b>1</b>	<b>5</b>	<b>200</b>		

TOTAL FG%	1st Half: 11-26 42.3%	2nd Half: 5-18 27.8%	Game: 36.4%	DEADBALL
3-Pt. FG%	1st Half: 1-7 14.3%	2nd Half: 1-7 14.3%	Game: 14.3%	REBOUNDS
FThrow %	1st Half: 4-6 66.7%	2nd Half: 8-13 61.5%	Game: 63.2%	4,1

Butler 57		3-PT		REB												
No.	Player	FG-FGA	FG-FGA	FT-FTA	OF	DE	TOT	PF	TP	A	TO	BLK	S	MIN		
23	MARSHALL, Khyle	3-3	0-0	2-5	1	0	1	1	8	0	0	1	1	21		
44	SMITH, Andrew	5-8	1-2	5-7	4	6	10	3	16	2	3	1	1	33		
5	NORED, Ronald	2-5	1-1	3-4	1	2	3	4	8	5	1	0	4	29		
20	HOPKINS, Chrishawn	4-17	3-10	1-2	0	5	5	3	12	5	2	0	2	38		
33	STIGALL, Chase	3-10	1-7	0-0	0	0	0	4	7	0	1	0	1	31		
0	SMEATHERS, Andrew	0-0	0-0	0-0	0	1	1	0	0	0	0	0	0	2		
4	FROMM, Erik	0-0	0-0	0-0	0	0	0	1	0	0	0	0	0	1		
11	ALDRIDGE, Jackson	0-3	0-0	0-0	0	1	1	0	0	0	2	1	0	9		
21	JONES, Roosevelt	1-4	0-0	0-0	3	2	5	2	2	0	0	0	0	12		
30	KAMPEN, Emerson	0-0	0-0	0-0	0	0	0	0	0	0	0	0	0	0+		
31	WOODS, Kameron	2-4	0-2	0-1	2	5	7	3	4	0	2	3	0	21		
32	BUTCHER, Garrett	0-0	0-0	0-0	0	0	0	0	0	0	0	0	0	3		
TEAM						1		1						1		
<b>Totals</b>		<b>20-54</b>	<b>6-22</b>	<b>11-19</b>	<b>12</b>	<b>22</b>	<b>34</b>	<b>21</b>	<b>57</b>	<b>14</b>	<b>10</b>	<b>5</b>	<b>9</b>	<b>200</b>		

TOTAL FG%	1st Half: 10-26 38.5%	2nd Half: 10-28 35.7%	Game: 37.0%	DEADBALL
3-Pt. FG%	1st Half: 4-13 30.8%	2nd Half: 2-9 22.2%	Game: 27.3%	REBOUNDS
FThrow %	1st Half: 4-5 80.0%	2nd Half: 7-14 50.0%	Game: 57.9%	5,2

Officials: Zelton Steed, Kevin Mathis, Bret Smith  
 Technical fouls: Chattanooga-None. BUTLER-None.  
 Attendance: 6078

Score by Periods	1st	2nd	Total
Chattanooga	27	19	46
BUTLER	28	29	57

## NOV. 18, 2011 - KENNESAW STATE 65, UTC 59

- UTC's home opener...now 30-5 in home openers in the D1 era...5-3 in home openers under head coach John Shulman.
- This is the Mocs first loss to the Owls in four meetings.
- KSU posted an 18-4 advantage in fast break points.
- UTC led by as many as nine - 14-5 at the 13:12 mark in the first half.
- KSU closed the first half on a 12-4 run over the final 4:45 to take a 37-31 lead at the break.
- The Owls led by as many as 16 - 60-44 at 8:28 - in the second half.
- Chattanooga tried to mount a comeback, cutting the lead to four - 62-58 on an and-1 by Drazen Zlovacic - with 1:20 left in the game.
- Junior Drazen Zlovacic had 11 points (4-8 FG, 3-4 FT) and game-high nine rebounds...he's led the team in rebounding in all three games this season.
- Senior Omar Wattad with 12 points, 3rd straight game in double figures.

Kennesaw State 65		3-PT		REB												
No.	Player	FG-FGA	FG-FGA	FT-FTA	OF	DE	TOT	PF	TP	A	TO	BLK	S	MIN		
21	Anderson, Aaron	3-5	0-0	1-2	3	5	8	4	7	2	1	0	2	33		
35	Dawson, Brandon	0-3	0-1	0-0	0	1	1	2	0	0	0	0	0	9		



# 2011-12 CHATTANOOGA BASKETBALL

REGULAR-SEASON SOCON CHAMPS: 1981, 1982, 1983, 1985, 1986, 1989, 1991, 1992, 1993, 1994

SOCON DIVISION CHAMPS: 1995, 1997, 1998, 2002, 2005, 2008, 2009, 2011

SOCON TOURNAMENT CHAMPS: 1981, 1982, 1983, 1988, 1993, 1994, 1995, 1997, 2005, 2009

NCAA TOURNAMENT: 1981, 1982, 1983, 1988, 1993, 1994, 1995, 1997 (SWEET 16), 2005, 2009

3 Love, Delbert	3-9	1-6	0-0	0	2	2	2	7	3	3	0	1	36
4 Henry, Romain	4-8	2-4	0-2	0	5	5	1	10	4	1	0	2	37
5 Dixon, Spencer	6-15	3-9	2-2	1	4	5	3	17	6	4	0	2	40-
2 Cummings, Markeith	8-14	2-3	3-3	2	6	8	3	21	3	6	0	2	31
11 Turner, Nick	0-1	0-1	0-0	0	1	1	0	0	0	2	0	0	7
45 Osemhen, Andrew	1-1	0-0	1-1	1	2	3	0	3	0	0	1	0	7
TEAM				1	3	4							1

**Totals** 25-56 8-24 7-10 8 29 37 15 65 18 18 1 9 200

TOTAL FG% 1st Half: 14-29 48.3% 2nd Half: 11-27 40.7% Game: 44.6% DEADBALL

3-Pt. FG% 1st Half: 4-13 30.8% 2nd Half: 4-11 36.4% Game: 33.3% REBOUNDS

FThrow % 1st Half: 5-5 100% 2nd Half: 2-5 40.0% Game: 70.0% 1

**Chattanooga 59** 3-PT REB

No. Player	FG-FGA	FG-FGA	FT-FTA	OF	DE	TOT	PF	TP	A	TO	BLK	S	MIN
20 ZLOVARIC, Drazen	4-8	0-0	3-4	3	6	9	2	11	0	2	0	0	26
21 EARLY, Chris	2-6	0-0	3-4	2	4	6	2	7	0	1	0	0	17
0 WATTAD, Omar	4-11	4-10	0-0	1	2	3	2	12	2	1	2	28	
3 BELL, Keegan	2-6	0-3	0-0	1	1	2	0	4	2	0	2	35	
22 TAYLOR, Ricky	5-12	3-7	1-3	0	1	1	14	2	1	0	1	30	
1 STOKES, Lance	1-2	0-1	1-2	0	0	0	0	3	0	1	0	10	
2 HAMPTON, Dontay	0-1	0-0	1-2	0	0	0	1	0	2	0	1	7	
11 WHITE, Ronrico	1-3	1-3	0-0	0	1	1	2	3	1	0	0	10	
30 MASON, Z.	0-1	0-0	0-0	0	2	2	0	0	2	0	1	9	
32 BURROUGHS, Jahmal	1-4	0-1	0-0	1	5	6	2	2	0	0	0	19	
34 BRYANT, Jared	1-1	0-0	0-0	1	1	2	1	2	1	2	1	0	9
TEAM				2	2								

**Totals** 21-55 8-25 9-15 9 25 34 12 59 15 15 2 10 200

TOTAL FG% 1st Half: 12-27 44.4% 2nd Half: 9-28 32.1% Game: 38.2% DEADBALL

3-Pt. FG% 1st Half: 4-10 40.0% 2nd Half: 4-15 26.7% Game: 32.0% REBOUNDS

FThrow % 1st Half: 3-5 60.0% 2nd Half: 6-10 60.0% Game: 60.0% 2

Officials: Kennedy Drummond, Tony Greene and Tim Gattis

Technical fouls: Kennesaw St.-None. Chattanooga-None.

Attendance: 2881

Score by Periods	1st	2nd	Total
Kennesaw St.	37	28	65
Chattanooga	31	28	59

## NOV. 21 2011 - UTC 88, WARREN WILSON 36

- The 52-points win is the 11th largest margin of victory for the Mocs.
- 36 points allowed is the lowest total in the John Shulman era...in fact, it is the lowest scored by an opponent since a 77-35 win over USC Aiken on Nov. 25, 1989.
- A 19-0 run broke open a 7-4 game early capped by a Dontay Hampton layup on a nice feed from Keegan Bell to give the Mocs a 26-4 advantage at 9:02 of first half.
- UTC set a school record with 21 steals in the game...7th highest single-game total in SoCon history.
- Chattanooga had 25 assists in the game...most by UTC since also getting 25 against Long Island on Dec. 29, 2009.
- Sophomore Drew Baker had a career-high 14 points on 5-5 shooting, 4-7 from the FT line...1st career start and played a career-high 18 minutes.
- Junior Dontay Hampton made third career start...11 points on 4-8 shooting, 3-3 from the FT line...career-high seven steals, most since Toot Young had seven against Western Carolina on Feb. 23, 2002.
- Senior Ricky Taylor had a game and season-high 17 points...tied a career-high with three steals.
- Senior Keegan Bell had a game-high seven assists...has six or more assists in all four games on the season.
- Sophomore Z. Mason had a game-high 12 rebounds.

**Warren Wilson 36** 3-PT REB

No. Player	FG-FGA	FG-FGA	FT-FTA	OF	DE	TOT	PF	TP	A	TO	BLK	S	MIN
2 ALI, Rashad	6-15	0-0	3-5	4	7	11	1	15	0	3	2	1	32
21 OKTAY, Timur	0-5	0-4	0-0	0	3	3	2	0	5	3	0	0	19
44 ALBRIGHT, Patrick	1-4	0-1	0-0	0	0	0	1	2	1	0	0	0	17
12 LOVE, Raysean	1-5	1-3	1-2	3	3	6	1	4	0	4	0	0	20
23 JACKSON, Dan	2-8	0-5	1-2	0	5	5	3	5	2	9	0	1	29
1 STEPTOE, Devin	0-3	0-1	0-0	0	1	1	2	0	0	2	0	0	11
3 GAZA, James	0-0	0-0	0-0	0	0	0	0	0	0	0	0	0	1
4 RULONG, Patrick	0-0	0-0	0-0	0	0	0	0	0	0	0	0	0	2
10 KANTOR, Matt	0-0	0-0	0-0	0	1	1	2	0	1	2	0	0	4
11 JOHNSON, Dylan	0-2	0-2	0-0	0	2	2	4	0	0	2	0	0	17
32 RODRIGUEZ, Sunel	1-2	0-0	2-3	0	2	2	4	4	0	2	0	0	16
33 JOHNSON, Allen	2-4	2-4	0-0	0	2	2	1	6	0	2	0	0	15
34 OLIVER, George	0-1	0-1	0-0	0	0	0	0	0	0	0	0	1	5
42 OWATE-CAMPBELL, Cesar	0-1	0-0	0-0	0	0	0	0	0	0	0	0	0	12

TEAM	2	2											
<b>Totals</b>	<b>13-50</b>	<b>3-21</b>	<b>7-12</b>	<b>7</b>	<b>28</b>	<b>35</b>	<b>21</b>	<b>36</b>	<b>9</b>	<b>29</b>	<b>2</b>	<b>3</b>	<b>200</b>
TOTAL FG%	1st Half: 6-24 25.0%	2nd Half: 7-26 26.9%	Game: 26.0%										DEADBALL
3-Pt. FG%	1st Half: 1-11 9.1%	2nd Half: 2-10 20.0%	Game: 14.3%										REBOUNDS
FThrow %	1st Half: 4-9 44.4%	2nd Half: 3-3 100%	Game: 58.3%										1

**Chattanooga 88** 3-PT REB

No. Player	FG-FGA	FG-FGA	FT-FTA	OF	DE	TOT	PF	TP	A	TO	BLK	S	MIN
5 BAKER, Drew	5-5	0-0	4-7	1	4	5	1	14	0	2	1	2	18
20 ZLOVARIC, Drazen	2-3	0-0	1-2	1	3	4	2	5	0	1	1	0	16
0 WATTAD, Omar	4-9	2-6	0-0	0	2	2	10	2	1	0	1	11	
2 HAMPTON, Dontay	4-8	0-2	3-3	1	0	1	11	2	2	0	7	17	
3 BELL, Keegan	2-5	2-5	0-0	0	5	5	0	6	7	2	0	2	25
10 BARIKA, Martynas	2-5	0-2	0-1	0	1	1	4	1	0	0	0	11	
11 WHITE, Ronrico	1-9	1-4	1-2	0	2	2	1	4	7	0	0	2	27
12 BROWN, Trey	0-2	0-1	0-1	1	0	1	0	0	0	0	1	0	8
21 EARLY, Chris	2-3	0-0	0-0	1	3	4	3	4	1	1	0	1	11
22 TAYLOR, Ricky	6-7	3-4	2-2	0	2	2	3	17	1	1	0	3	20
30 MASON, Z.	2-8	0-2	1-2	3	9	12	0	5	3	1	1	2	18
32 BURROUGHS, Jahmal	0-0	0-0	2-2	0	0	0	2	2	1	0	0	1	10
34 BRYANT, Jared	2-2	0-0	2-2	4	0	4	2	6	0	1	0	0	8
TEAM				1	3	4							1

**Totals** 32-66 8-26 16-24 13 34 47 18 88 25 13 4 21 200

TOTAL FG% 1st Half: 15-34 44.1% 2nd Half: 17-32 53.1% Game: 48.5% DEADBALL

3-Pt. FG% 1st Half: 4-15 26.7% 2nd Half: 4-11 36.4% Game: 30.8% REBOUNDS

FThrow % 1st Half: 11-16 68.8% 2nd Half: 5-8 62.5% Game: 66.7% 1

Officials: Bruce Bell, Coy Gammon, John Dillon

Technical fouls: Warren Wilson-None. Chattanooga-None.

Attendance: 2204

Score by Periods	1st	2nd	Total
Warren Wilson	17	19	36
Chattanooga	45	43	88

## NOV. 25, 2011 - UTC 65, SAVANNAH STATE 63

- Chattanooga trailed by as many as 15 points in the opening half.
- The Mocs first lead of the game was 52-51 with 5:10 left in the game on a Chris Early three-pointer.
- Chattanooga forced 20 turnovers, converting them into 30 points.
- Savannah State's bench outscored the Mocs 34-22.
- The Tigers shot a season-high 52.4% (11-21) from 3-pt. range...they came into the game shooting 32% on the year...11 3-pt. FGs is also a season-high...it was also a season-high in 3-pt. FG% and 3-pt. FGs made for a Mocs opponent.
- UTC also shot a season-high 42.9% (12-28) from 3-pt. range...the Mocs also had a season-high in threes made.
- Senior Keegan Bell had a season-high and game-high 20 points...had just 14 points in the first four games combined...5-10 from 3-pt. range and 5-6 from the FT line...was just 2-13 (15.4%) from three coming into the game...scored 11 points in the final 4:17...8th career 20-point game.
- Senior Chris Early had a season-high 15 points...first game in double figures this season...5-8 from the field, 4-5 from 3-pt. range and 1-2 from the FT line...added a season-high seven rebounds...tied career highs in 3-pt. FGs made, assist (4) and steals (3).

**Savannah State 63** 3-PT REB

No. Player	FG-FGA	FG-FGA	FT-FTA	OF	DE	TOT	PF	TP	A	TO	BLK	S	MIN
22 HASSAN, Rashad	5-10	0-0	1-2	2	2	4	3	11	1	1	1	0	21
34 LOUIS, Arnold	2-5	0-1	1-4	1	5	6	3	5	1	1	0	1	27
44 SMITH, Jyles	2-5	0-0	2-2	4	4	8	2	6	0	3	0	0	27
1 BLACKMON, Preston	2-6	2-5	0-0	0	3	3	1	6	5	5	0	1	22
23 SMITH, Cedric	0-1	0-0	1-2	4	2	6	0	1	2	1	0	1	26
3 RUDOLPH, Deric	5-8	5-6	0-0	0	3	3	2	15	2	3	0	1	25
5 SPEARS, Christopher	0-1	0-0	0-0	0	0	0	0	0	0	0	0	0	3
10 HENDLEY, Patrick	1-2	0-1	0-0	0	0	0	1	2	1	1	0	0	7
11 WILSON, Stephen	1-5	1-4	0-0	0	0	0	3	3	2	1	0	0	10
12 MONTGOMERY, Joshua	4-6	3-4	1-1	1	2	3	0	12	0	3	0	0	14
15 RICHARDS, Keirre	0-1	0-0	0-2	0	0	0	1	0	0	0	0	0	12
24 CONNER, Richard	1-2	0-0	0-0	0	2	2	1	2	0	0	0	2	6
TEAM				1	3	4							1

**Totals** 23-52 11-21 6-13 13 26 39 17 63 14 20 1 6 200

TOTAL FG% 1st Half: 13-26 50.0% 2nd Half: 10-26 38.5% Game: 44.2% DEADBALL

3-Pt. FG% 1st Half: 7-11 63.6% 2nd Half: 4-10 40.0% Game: 52.4% REBOUNDS

FThrow % 1st Half: 2-5 40.0% 2nd Half: 4-8 50.0% Game: 46.2% 3



# 2011-12 CHATTANOOGA BASKETBALL

REGULAR-SEASON SOCON CHAMPS: 1981, 1982, 1983, 1985, 1986, 1989, 1991, 1992, 1993, 1994

SOCON DIVISION CHAMPS: 1995, 1997, 1998, 2002, 2005, 2008, 2009, 2011

SOCON TOURNAMENT CHAMPS: 1981, 1982, 1983, 1988, 1993, 1994, 1995, 1997, 2005, 2009

NCAA TOURNAMENT: 1981, 1982, 1983, 1988, 1993, 1994, 1995, 1997 (SWEET 16), 2005, 2009

Chattanooga 65		3-PT			REB									
No.	Player	FG-FGA	FG-FGA	FT-FTA	OF	DE TOT	PF	TP	A	TO	BLK	S	MIN	
0	WATTAD, Omar	2-7	1-5	1-1	0	4	4	6	2	1	0	1	32	
5	BAKER, Drew	0-1	0-0	0-0	0	0	0	0	0	1	0	1	5	
20	ZLOVARIC, Drazen	6-10	0-0	0-0	3	5	8	0	12	0	1	1	32	
2	HAMPTON, Dontay	1-3	1-3	2-2	0	3	3	1	5	0	1	1	15	
3	BELL, Keegan	5-10	5-10	5-6	0	2	2	0	20	5	4	0	19	
11	WHITE, Ronrico	1-5	1-3	1-4	0	0	0	1	4	0	0	0	34	
21	EARLY, Chris	5-8	4-5	1-2	2	5	7	2	15	4	2	0	30	
22	TAYLOR, Ricky	0-4	0-2	2-2	0	1	1	2	2	2	0	1	20	
30	MASON, Z.	0-2	0-0	0-0	0	0	0	1	0	0	1	0	3	
32	BURROUGHS, Jahmal	0-0	0-0	1-2	0	0	0	4	1	0	1	0	10	
TEAM				1		1								
<b>Totals</b>		<b>20-50</b>	<b>12-28</b>	<b>13-19</b>	<b>6</b>	<b>20</b>	<b>26</b>	<b>15</b>	<b>65</b>	<b>13</b>	<b>13</b>	<b>2</b>	<b>10</b>	<b>200</b>
TOTAL FG%		1st Half: 9-30 30.0%	2nd Half: 11-20 55.0%	Game: 40.0%		DEADBALL								
3-Pt. FG%		1st Half: 5-16 31.3%	2nd Half: 7-12 58.3%	Game: 42.9%		REBOUNDS								
F Throw %		1st Half: 2-4 50.0%	2nd Half: 11-15 73.3%	Game: 68.4%		4								

Officials: Earl Robinson, Andrew Marotta, Tim Ebersole  
 Technical fouls: Savannah State-None. Chattanooga-None.  
 Attendance: 2283

Score by Periods	1st	2nd	Total
Savannah State	35	28	63
Chattanooga	25	40	65

## NOV. 27, 2011 - GARDNER-WEBB 76, UTC 74 (OT)

- Today's game featured 15 ties and 16 lead changes.
- Mocs trailed 54-43 with 13:20 left following a Jason Dawson 3-pointer...UTC went on a 14-0 run over the next six minutes to take a 57-54 lead...two Keegan Bell FTs capped that run...Bell had seven of the 14 points in the run.
- UTC was killed by 18 offensive rebounds given up to GWU...that turned into 17 second-chance points, including the game-winning put-back by Tahsan Newsome...Gardner-Webb had eight offensive boards in the last four minutes of regulation and overtime.
- UTC's bench was outscored 48-12.
- The last time Chattanooga lost an OT game was an 86-85 defeat at Elon on Jan. 24, 2009 (20T)... UTC is now 24-24 in OT games.
- Chattanooga missed its first eight shots from the field and did not score in the game until a Drazen Zlovaric layup at the 14:27 mark...both teams combined to go 1-16 from the field in the first six minutes of the game.
- The Mocs only forced GWU into nine turnovers...that is the lowest total by a Chattanooga opponent this season.
- Senior Keegan Bell had a team-high 17 points on 6-16 shooting, 3-11 from 3-pt. range and 2-2 from the FT line...game-high five assists.
- Senior Ricky Taylor posted his second career double-double with 16 points and a season-high 10 rebounds...shot 4-8 from the field, 2-6 from 3-pt. range and 6-6 from the FT line...passed the 900-point mark in his career (901).
- Junior Drazen Zlovaric had a season-high 14 points on 6-9 shooting, 2-3 from the FT line...3rd game in double-figures this season.

Gardner-Webb 76		3-PT			REB									
No.	Player	FG-FGA	FG-FGA	FT-FTA	OF	DE TOT	PF	TP	A	TO	BLK	S	MIN	
5	JOHNSON, Stefan	3-7	0-0	0-0	2	2	4	4	6	0	0	0	23	
33	HENSLEY, Corey	1-3	0-0	0-1	2	2	4	2	2	0	1	0	15	
11	DAWSON, Jason	2-8	2-6	1-2	0	4	4	0	7	3	0	0	26	
15	BUGGS, Laron	2-5	1-2	3-6	1	2	3	2	8	2	2	1	32	
32	NEWSOME, Tashan	1-8	0-3	3-4	4	3	7	3	5	2	0	0	18	
0	HARPER, Donta	2-4	0-2	0-0	4	4	2	4	1	2	0	1	11	
4	STRANGE, Tyler	0-1	0-1	0-0	0	0	0	0	2	2	0	1	8	
10	LANDIS, Max	4-15	2-8	7-8	1	2	3	1	17	2	2	0	29	
24	HARTLEY, Kevin	4-9	0-4	1-1	0	4	2	9	0	0	1	2	33	
54	BYRON, Mike	8-12	0-0	2-4	7	6	13	2	18	0	0	1	30	
TEAM				1		1								
<b>Totals</b>		<b>27-72</b>	<b>5-26</b>	<b>17-26</b>	<b>18</b>	<b>30</b>	<b>48</b>	<b>18</b>	<b>76</b>	<b>12</b>	<b>9</b>	<b>3</b>	<b>8</b>	<b>225</b>
TOTAL FG%		1st Half: 12-29 41.4%	2nd Half: 11-35 31.4%	Game: 37.5%		DEADBALL								
3-Pt. FG%		1st Half: 2-9 22.2%	2nd Half: 2-13 15.4%	Game: 19.2%		REBOUNDS								
F Throw %		1st Half: 9-13 69.2%	2nd Half: 7-11 63.6%	Game: 65.4%		6								

Chattanooga 74		3-PT			REB									
No.	Player	FG-FGA	FG-FGA	FT-FTA	OF	DE TOT	PF	TP	A	TO	BLK	S	MIN	
0	WATTAD, Omar	3-11	2-6	0-0	0	4	4	8	1	3	0	0	25	
20	ZLOVARIC, Drazen	6-9	0-0	2-3	2	3	5	3	14	0	1	0	31	
21	EARLY, Chris	2-7	1-4	2-3	0	5	5	2	7	2	0	1	27	

3	BELL, Keegan	6-16	3-11	2-2	0	2	2	2	17	5	3	0	1	43
22	TAYLOR, Ricky	4-8	2-6	6-6	2	8	10	4	16	2	4	1	0	31
2	HAMPTON, Dontay	1-4	0-3	0-0	0	0	0	1	2	3	2	0	0	21
11	WHITE, Ronrico	1-3	0-1	1-2	2	3	5	3	3	1	0	0	0	16
30	MASON, Z.	0-3	0-1	2-2	2	0	2	2	2	0	0	0	0	7
32	BURROUGHS, Jahmal	0-0	0-0	0-0	0	0	0	2	0	0	0	0	0	16
34	BRYANT, Jared	1-4	0-0	3-4	2	3	5	2	5	0	1	0	0	8
TEAM				4		2		6						
<b>Totals</b>		<b>24-65</b>	<b>8-32</b>	<b>18-22</b>	<b>14</b>	<b>30</b>	<b>44</b>	<b>25</b>	<b>74</b>	<b>14</b>	<b>15</b>	<b>2</b>	<b>2</b>	<b>225</b>
TOTAL FG%		1st Half: 9-31 29.0%	2nd Half: 12-27 44.4%	Game: 36.9%		DEADBALL								
3-Pt. FG%		1st Half: 5-18 27.8%	2nd Half: 3-12 25.0%	Game: 25.0%		REBOUNDS								
F Throw %		1st Half: 9-11 81.8%	2nd Half: 7-9 77.8%	Game: 81.8%		1								

Officials: Earl Robinson, Andrew Marotta, Tim Ebersole  
 Technical fouls: Gardner-Webb-None. Chattanooga-None.  
 Attendance: 2189

Score by Periods	1st	2nd	OT	Total
Gardner-Webb	35	31	10	76
Chattanooga	32	34	8	74

## DEC. 1, 2011 - GEORGIA SOUTHERN 84, UTC 76

- Plenty of Chattanooga-Georgia Southern ties tonight...GSU Head Coach Charlton Young was associate head coach on John Shulman's staff during the 2004-05 SoCon Championship season... freshman forward Lance Stokes' dad Fred is a football alum playing for the Eagles before a stellar NFL career including a Super Bowl championship with the 1991 Washington Redskins.
- Stokes came off the bench to score a season-high 8 points in his homecoming shooting 4-4 from the field.
- The Mocs allowed Georgia Southern 19 second chance points on the night off 13 offensive rebounds...GSU won the battle of the boards 35-30.
- Eagles shot 51.7 percent from the field which is the best by an opponent this season topping Indiana's 50 percent (25-50)...UTC shot a season-best 50 percent (29-58) including a 18 of 29 performance in the second half (62.1%).
- GSU's 84 points is a season high for a Mocs opponent topping Indiana's 78.
- The Chattanooga bench out-scored its counterparts 31-15 led by Stokes' eight.
- Senior Ricky Taylor had 16 points for the second straight game shooting 5-10 FG, 2-5 3pt and 4-4 FT...21st all-time in scoring with 917 career points...passed Keith Parker (1978-80) who tallied 906.
- Senior Omar Wattad posted 11 points and five rebounds...shot 4-13 FG and 3-9 3pt.
- Junior Drazen Zlovaric tallied 11 points and one rebound...5-9 FG, 1-2 FT.

Chattanooga 76		3-PT			REB									
No.	Player	FG-FGA	FG-FGA	FT-FTA	OF	DE TOT	PF	TP	A	TO	BLK	S	MIN	
20	ZLOVARIC, Drazen	5-9	0-0	0-0	0	1	1	0	10	0	0	0	18	
21	EARLY, Chris	1-4	0-2	0-0	1	6	7	5	2	2	3	0	17	
0	WATTAD, Omar	4-13	3-9	0-3	2	3	5	1	11	3	0	0	31	
3	BELL, Keegan	2-2	1-1	0-0	0	1	1	1	5	6	2	0	39	
22	TAYLOR, Ricky	5-10	2-5	4-4	0	2	2	3	16	3	1	0	25	
1	STOKES, Lance	4-4	0-0	0-1	0	0	0	3	8	1	2	0	6	
2	HAMPTON, Dontay	2-4	1-2	2-2	1	1	2	2	7	0	1	0	8	
11	WHITE, Ronrico	2-3	2-3	0-2	0	0	0	1	6	1	1	0	15	
30	MASON, Z.	1-5	0-1	3-4	3	4	7	0	5	2	3	0	19	
32	BURROUGHS, Jahmal	2-3	0-0	0-0	1	0	1	1	4	1	1	0	14	
34	BRYANT, Jared	1-2	0-0	0-0	0	2	2	0	2	0	0	0	8	
TEAM				2		2								
<b>Totals</b>		<b>29-59</b>	<b>9-23</b>	<b>9-16</b>	<b>10</b>	<b>20</b>	<b>30</b>	<b>17</b>	<b>76</b>	<b>19</b>	<b>14</b>	<b>0</b>	<b>7</b>	<b>200</b>
TOTAL FG%		1st Half: 11-30 36.7%	2nd Half: 18-29 62.1%	Game: 49.2%		DEADBALL								
3-Pt. FG%		1st Half: 4-14 28.6%	2nd Half: 5-9 55.6%	Game: 39.1%		REBOUNDS								
F Throw %		1st Half: 5-8 62.5%	2nd Half: 4-8 50.0%	Game: 56.3%		4								

Georgia Southern 84		3-PT			REB									
No.	Player	FG-FGA	FG-FGA	FT-FTA	OF	DE TOT	PF	TP	A	TO	BLK	S	MIN	
32	BASKERVILLE, Cameron	0-1	0-0	2-3	4	2	6	1	2	2	1	0	0	18
0	DRAYTON, Ben	8-12	2-3	2-5	1	2	3	1	20	6	2	0	2	31
3	FERGUSON, Eric	8-15	0-1	1-1	1	6	7	4	17	4	3	0	3	29
5	HEWITT, Jelani	7-10	6-8	0-0	0	1	1	4	20	0	3	0	3	27
50	POWERS, Willie	3-12	2-6	2-2	0	3	3	1	10	7	3	0	0	33
1	PERNELL, Jessie	0-5	0-4	0-0	0	2	2	0	0	0	1	0	0	13
2	MIKE, Sam	0-0	0-0	0-0	0	0	0	1	0	0	1	0	0	2
10	BAYNHAM, Marvin	1-1	0-0	0-0	2	2	4	1	2	1	0	0	0	20
11	BUSSEY, Tré	4-4	1-1	2-4	2	1	3	1	11	0	1	0	1	17
25	BROWN, Tyrone	0-0	0-0	2-2	2	1	3	0	2	0	1	0	0	5
34	DUNNICAN, Kameron	0-0	0-0	0-0	1	2	3	1	0	1	1	0	1	5
Team				1		1		1						
<b>Totals</b>		<b>31-60</b>	<b>11-23</b>	<b>11-17</b>	<b>13</b>	<b>23</b>	<b>36</b>	<b>15</b>	<b>84</b>	<b>21</b>	<b>17</b>	<b>0</b>	<b>10</b>	<b>200</b>



# 2011-12 CHATTANOOGA BASKETBALL

REGULAR-SEASON SOCON CHAMPS: 1981, 1982, 1983, 1985, 1986, 1989, 1991, 1992, 1993, 1994

SOCON DIVISION CHAMPS: 1995, 1997, 1998, 2002, 2005, 2008, 2009, 2011

SOCON TOURNAMENT CHAMPS: 1981, 1982, 1983, 1988, 1993, 1994, 1995, 1997, 2005, 2009

NCAA TOURNAMENT: 1981, 1982, 1983, 1988, 1993, 1994, 1995, 1997 (SWEET 16), 2005, 2009

TOTAL FG%	1st Half: 18-34 52.9%	2nd Half: 13-26 50.0%	Game: 51.7%	DEADBALL
3-Pt. FG%	1st Half: 6-12 50.0%	2nd Half: 5-11 45.5%	Game: 47.8%	REBOUNDS
F Throw %	1st Half: 0-3 0.0%	2nd Half: 11-14 78.6%	Game: 64.7%	2

Officials: James Barker, Glen Tuitt, Nathan Quick  
 Technical fouls: Chattanooga-None. Georgia Southern-None.  
 Attendance: 1476

Score by Periods	1st	2nd	Total
Chattanooga	31	45	76
Georgia Southern	42	42	84

## DEC. 3, 2011 - COL. OF CHARLESTON 87, UTC 85 (20T)

- Another game on this road trip with a family tie...Mocs reserve guard Ronrico White's brother, Tony Jr., was a star guard for the Cougars (2007-10)... White posted a season-high 11 points combined with Hampton for 23 bench points which is one better than CofC as a team.
- Mocs led by as many as nine in the second half...withstood several CofC runs...trailed by six with 3:10 to play before treys on three consecutive possessions by Chris Early, Keegan Bell and Omar Wattad provided a three-point lead at 1:07...led by four with 12 seconds left as Andrew Lawrence hit a three (0:09) and layup (0:01) to send the game into overtime.
- UTC limited CofC to just 21 first half points, fewest by a DI opponent this season...the 23.3% (7-30) shooting performance for the Cougars is a season low by an opponent for a half of basketball.
- CofC shot 43 three-pointers, making 12 (27.9%), while only getting 25 shots inside the arc (made 14, 56%).
- 4th time the Mocs have held an opponent under 40 percent shooting in a game (38.2%).
- Mocs had five double digit scorers for first time since Montreat in Dr Pepper Classic last season (12/29/10).
- Bell had the program's 3rd triple-double (DI era) with 12 points, 10 rebounds (career high) and 10 assists playing 47 minutes... 1st time a Moc had double-digit points and assists since Ray Trowell in vs. UNCG (1/5/04).
- Early led with 18 points shooting 7-13 from the field, 4-4 from 3pt range...eight rebounds and three assists as well...4 3ptM ties career high.
- Senior Ricky Taylor had 17 points on 5-12 FG, 3-5 3pt and 4-4 FT...scored 11 in the two OT periods.
- Junior Dontay Hampton's 12 points tonight ties career high...scored seven points in a 75-second stretch of second half.

<b>Chattanooga 85 (20T)</b>		<b>3-PT</b>		<b>REB</b>											
No.	Player	FG-FGA	FG-FGA	FT-FTA	OF	DE	TOT	PF	TP	A	TO	BLK	S	MIN	
20	ZLOVARIC, Drazen	2-8	0-0	0-2	0	8	8	5	4	1	3	0	2	44	
21	EARLY, Chris	7-13	4-4	0-0	2	6	8	4	18	3	5	0	0	42	
0	WATTAD, Omar	3-9	2-6	1-1	1	5	6	4	9	2	3	0	1	38	
3	BELL, Keegan	4-13	1-7	3-4	1	9	10	4	12	10	4	0	0	47	
22	TAYLOR, Ricky	5-12	3-5	4-4	1	2	2	17	0	0	0	0	0	31	
2	HAMPTON, Dontay	5-6	2-2	0-0	2	2	2	12	1	1	0	1	1	16	
11	WHITE, Ronrico	3-4	2-2	3-3	1	1	2	1	11	0	0	0	2	18	
30	MASON, Z.	0-2	0-0	0-0	0	0	2	0	1	1	0	0	0	4	
32	BURROUGHS, Jahmal	1-2	0-0	0-0	0	3	2	2	0	0	0	0	0	10	
TEAM						2									

<b>Totals</b>	<b>30-69</b>	<b>14-26</b>	<b>11-14</b>	<b>6</b>	<b>37</b>	<b>43</b>	<b>26</b>	<b>85</b>	<b>18</b>	<b>17</b>	<b>0</b>	<b>6</b>	<b>250</b>
TOTAL FG%	1st Half: 10-32 31.3%	2nd Half: 14-20 70.0%	Game: 43.5%	DEADBALL									
3-Pt. FG%	1st Half: 5-8 62.5%	2nd Half: 6-8 75.0%	Game: 53.8%	REBOUNDS									
F Throw %	1st Half: 1-1 100%	2nd Half: 8-9 88.9%	Game: 78.6%	1 College of Charleston 87									

<b>3-PT</b>		<b>REB</b>													
No.	Player	FG-FGA	FG-FGA	FT-FTA	OF	DE	TOT	PF	TP	A	TO	BLK	S	MIN	
30	WIGGINS, Antwaine	4-15	2-10	4-4	3	9	12	1	14	3	5	1	3	46	
44	WIEDEMAN, Trent	3-5	0-0	9-13	2	10	12	3	15	0	3	0	1	41	
1	BARU, Adjehi	2-4	0-0	1-1	0	5	5	0	5	2	1	0	0	32	
4	LAWRENCE, Andrew	8-19	5-13	4-6	1	2	4	25	5	1	0	4	44		
32	SCOTT, Jordan	2-6	2-5	0-0	1	2	3	2	6	0	0	0	1	20	
5	SUNDBERG, Matt	0-4	0-4	2-2	2	5	7	3	2	0	0	1	1	26	
11	JOHNSON, Nori	0-1	0-1	0-0	0	0	0	0	0	0	0	0	0	3	
22	STITT, Anthony	7-14	3-10	3-5	0	0	3	20	2	0	1	0	38		
TEAM						2		3						5	

<b>Totals</b>	<b>26-68</b>	<b>12-43</b>	<b>23-31</b>	<b>11</b>	<b>35</b>	<b>46</b>	<b>16</b>	<b>87</b>	<b>10</b>	<b>12</b>	<b>4</b>	<b>10</b>	<b>250</b>
TOTAL FG%	1st Half: 7-30 23.3%	2nd Half: 15-29 51.7%	Game: 38.2%	DEADBALL									
3-Pt. FG%	1st Half: 4-21 19.0%	2nd Half: 7-17 41.2%	Game: 27.9%	REBOUNDS									
F Throw %	1st Half: 3-4 75.0%	2nd Half: 10-14 71.4%	Game: 74.2%	2									

Officials: Keith Fogleman, Jason Page and Lee Cassell  
 Technical fouls: Chattanooga-None. College of Charleston-None.  
 Attendance: 4358

Score by Periods	1st	2nd	OT	OT2	Total
Chattanooga	26	42	4	13	85
College of Charleston	21	47	4	15	87

## DEC. 10, 2011 - MERCER 67, UTC 56

- Mocs made six of first nine shots and five of first six 3pt attempts to build a 13-point lead, 17-4, at 14:19... hit 13 of 40 from the field (32.5%), three of 15 (20%) from three the rest of the way.
- UTC had two long shooting droughts... went without a field goal from 8:28 until 2:47 in the first half (6:41) and then waited another 10:40 until the next basket at 12:07 of the second half.
- The free throw line was a key in the second half... Mocs shot 5-14 (35.7%), while the Bears were 16-20 (80.0%)... that's an 11-point difference.
- Senior Keegan Bell had 8 assists tonight... became the 3rd Mocs student-athlete in the DI era (1977-78) to accumulate 400 assists in a career... No. 400 came on a feed inside to Chris Early at 10:29 in the first half... 44th career 5+ assist games... has five or more in all games to date in 2011-12.
- Senior Omar Wattad posted 20 points on 7-15 FG, 3-9 3pt and 3-4 FT... 27th double figure scoring night, 6th this season... 2nd 20-point effort of the season, 9th career.
- Senior Ricky Taylor had 11 points on 4-10 FG, 3-4 3pt and 0-1 FT... now has 945 career points... one point short of Benny Green (1988-89) is 20th with 946... 7th double digit scoring game of season, 52nd career... tied for 8th all-time in 3pt FGM with 128 with John Oliver (1994-96) after dropping in three at Mercer... his four 3pt shots tonight moved him into ninth in career three-point attempts with 367 passing Oliver.

<b>Chattanooga 56</b>		<b>3-PT</b>		<b>REB</b>											
No.	Player	FG-FGA	FG-FGA	FT-FTA	OF	DE	TOT	PF	TP	A	TO	BLK	S	MIN	
0	WATTAD, Omar	7-15	3-9	3-4	1	2	3	2	20	2	3	0	2	34	
3	BELL, Keegan	0-3	0-3	3-3	1	2	3	2	3	8	4	0	0	36	
20	ZLOVARIC, Drazen	4-8	0-0	0-3	2	5	7	4	8	0	2	0	0	34	
21	EARLY, Chris	2-7	1-2	1-3	1	9	10	5	6	0	2	0	1	22	
22	TAYLOR, Ricky	4-10	3-4	0-1	2	3	5	2	11	0	2	0	1	23	
1	STOKES, Lance	0-0	0-0	0-0	0	0	0	0	0	0	0	0	0	6	
2	HAMPTON, Dontay	1-4	1-3	3-4	0	0	2	6	1	0	0	2	2	21	
11	WHITE, Ronrico	0-1	0-0	0-2	1	0	1	2	0	0	1	0	1	6	
30	MASON, Z.	1-1	0-0	0-0	0	2	2	2	2	0	1	0	0	12	
32	BURROUGHS, Jahmal	0-0	0-0	0-0	0	0	2	0	1	1	0	0	0	6	
TEAM						1		2							

<b>Totals</b>	<b>19-49</b>	<b>8-21</b>	<b>10-20</b>	<b>9</b>	<b>24</b>	<b>33</b>	<b>23</b>	<b>56</b>	<b>12</b>	<b>16</b>	<b>0</b>	<b>7</b>	<b>200</b>
TOTAL FG%	1st Half: 10-23 43.5%	2nd Half: 9-26 34.6%	Game: 38.8%	DEADBALL									
3-Pt. FG%	1st Half: 5-13 38.5%	2nd Half: 3-8 37.5%	Game: 38.1%	REBOUNDS									
F Throw %	1st Half: 5-6 83.3%	2nd Half: 5-14 35.7%	Game: 50.0%	4,1									

<b>Mercer 67</b>		<b>3-PT</b>		<b>REB</b>											
No.	Player	FG-FGA	FG-FGA	FT-FTA	OF	DE	TOT	PF	TP	A	TO	BLK	S	MIN	
5	THOMAS, Bud	4-8	1-3	0-0	1	3	4	1	9	4	1	0	2	30	
15	CECIL, Justin	1-7	1-6	3-4	2	3	5	3	6	0	2	1	2	22	
20	GOLLON, Jakob	6-8	0-1	2-2	0	5	5	2	14	4	2	1	3	31	
21	HALL, Langston	4-12	3-11	4-7	0	4	4	2	15	3	2	0	2	33	
52	COURSEY, Daniel	2-3	0-0	0-0	2	2	4	4	4	1	2	2	0	23	
2	SMITH, Travis	3-6	0-2	3-4	0	4	4	3	9	0	0	0	0	22	
3	CANEVARI, Kevin	1-3	1-3	2-2	0	2	2	0	5	0	0	0	1	7	
14	HALLICE, T.J.	1-1	0-0	0-3	0	0	0	2	1	0	0	0	0	4	
23	SMITH, Chris	0-1	0-0	2-2	1	0	1	0	2	1	0	1	1	9	
44	JACKSON, Marquisse	0-0	0-0	0-0	0	0	0	1	0	0	0	0	0	4	
45	BROWN, Monty	0-0	0-0	1-3	1	2	3	1	0	2	1	0	0	10	
50	LARSEN, Paul	0-0	0-0	0-0	0	0	0	0	0	0	1	0	0	5	
TEAM						2		4							

<b>Totals</b>	<b>22-49</b>	<b>6-26</b>	<b>17-27</b>	<b>9</b>	<b>27</b>	<b>36</b>	<b>19</b>	<b>67</b>	<b>14</b>	<b>12</b>	<b>6</b>	<b>11</b>	<b>200</b>
TOTAL FG%	1st Half: 13-29 44.8%	2nd Half: 9-20 45.0%	Game: 44.9%	DEADBALL									
3-Pt. FG%	1st Half: 2-14 14.3%	2nd Half: 4-12 33.3%	Game: 23.1%	REBOUNDS									
F Throw %	1st Half: 1-7 14.3%	2nd Half: 16-20 80.0%	Game: 63.0%	3									

Officials: Alan Cosby, Tony Henderson, Earnie Pheal  
 Technical fouls: Chattanooga-None. Mercer-None.  
 Attendance: 1795

Score by Periods	1st	2nd	Total
Chattanooga	30	26	56
Mercer	29	38	67

## DEC. 13, 2011 - UTC 98, SPALDING 48

- Chattanooga shot a season-best 57.4 percent (31-54) FG and 50 percent (14-28) 3pt... last time UTC topped 50 percent shooting from the floor was 57.8 percent (26-45) last season against Georgia Southern (2/3/11).



# 2011-12 CHATTANOOGA BASKETBALL

REGULAR-SEASON SOCON CHAMPS: 1981, 1982, 1983, 1985, 1986, 1989, 1991, 1992, 1993, 1994

SOCON DIVISION CHAMPS: 1995, 1997, 1998, 2002, 2005, 2008, 2009, 2011

SOCON TOURNAMENT CHAMPS: 1981, 1982, 1983, 1988, 1993, 1994, 1995, 1997, 2005, 2009

NCAA TOURNAMENT: 1981, 1982, 1983, 1988, 1993, 1994, 1995, 1997 (SWEET 16), 2005, 2009

- The 17 points allowed in the first half tied the season low by an opponent with Warren Wilson (11/21/11).
- The Mocs set new season highs for free throws made (22) and attempted (31)...the last time the team made as many as 22 was in the double OT win over UCG making 36 on Jan. 27, 2011...the last time UTC shot as many as 31 was 31 on the number in the win over Furman on February 21, 2011.
- 14 3pt field goals made ties season set at Charleston...Chattanooga has made 10 or more three times now on the year.
- 33 points off 24 Spalding turnovers tied the season high set against Warren Wilson (11/21/11).
- Junior Dontay Hampton scored a career-high 15 pts shooting 4-5 FG, 3-3 3pt & 4-4 FT.
- Senior Keegan Bell recorded his 500th collegiate assist (includes 95 as a freshman at Vandy in 2007-08)...now has 412 in his UTC career which is two behind record holders Tim Brooks (1992-93) and Wes Moore (1996-99) with 414.
- Senior Ricky Taylor now has 958 career points moving into the top 20 in scoring past Benny Green (1988-89)...Brooks in No. 19 with 970.

Spalding 48		3-PT		REB											
No.	Player	FG-FGA	FG-FGA	FT-FTA	OF	DE	TOT	PF	TP	A	TO	BLK	S	MIN	
35	Brasher, Jametrius	4-11	0-0	1-1	0	5	5	2	9	0	6	1	0	29	
40	Robinson, Montray	1-3	0-0	0-0	1	0	1	4	2	0	1	0	0	12	
15	St. Julian, Tyler	3-12	2-6	3-6	1	2	3	3	11	2	2	0	2	29	
20	Gabriel, Brandon	3-7	2-6	0-0	1	3	4	3	8	2	6	0	2	29	
25	Hamilton, Quayshaun	3-5	3-5	0-0	0	0	0	2	9	0	3	0	0	23	
5	Sangester, Dominique	0-2	0-2	0-0	2	2	0	0	1	1	0	0	0	8	
21	McDonald, Chris	0-0	0-0	2-4	1	1	0	2	2	1	0	0	0	9	
22	Blakemore, Thomas	2-8	0-2	0-0	1	1	2	3	4	3	2	0	1	31	
32	Moore, Renaldo	0-0	0-0	0-0	0	0	0	0	0	0	0	0	0	1	
34	Pittman, Robert	1-3	0-0	1-2	1	2	3	5	3	2	2	1	5	29	
TEAM						1 1 2				1					
<b>Totals</b>		<b>17-51</b>	<b>7-21</b>	<b>7-13</b>	<b>7</b>	<b>17</b>	<b>24</b>	<b>22</b>	<b>48</b>	<b>11</b>	<b>24</b>	<b>2</b>	<b>10</b>	<b>200</b>	
TOTAL FG%		1st Half: 6-23 26.1%	2nd Half: 11-28 39.3%	Game: 33.3%		DEADBALL									
3-Pt. FG%		1st Half: 2-10 20.0%	2nd Half: 5-11 45.5%	Game: 33.3%		REBOUNDS									
FThrow %		1st Half: 3-5 60.0%	2nd Half: 4-8 50.0%	Game: 53.8%		4,1									

Chattanooga 98		3-PT		REB											
No.	Player	FG-FGA	FG-FGA	FT-FTA	OF	DE	TOT	PF	TP	A	TO	BLK	S	MIN	
20	ZLOVARIC, Drazen	6-9	0-0	2-4	0	4	4	2	14	1	2	0	1	22	
21	EARLY, Chris	2-7	1-5	2-4	2	5	7	0	7	3	0	0	2	27	
22	TAYLOR, Ricky	4-7	1-2	4-4	2	2	4	2	13	2	1	0	2	21	
3	BELL, Keegan	4-9	4-8	0-0	3	3	0	12	8	1	0	2	28		
0	WATTAD, Omar	4-5	4-5	0-0	1	4	5	2	12	2	4	0	1	20	
1	STOKES, Lance	0-0	0-0	2-2	0	0	0	2	2	1	0	0	0	7	
2	HAMPTON, Dontay	4-5	3-3	4-4	0	2	2	3	15	1	1	0	2	17	
5	BAKER, Drew	0-0	0-0	0-0	0	1	1	1	0	0	0	0	0	5	
10	BARIEKA, Martynas	1-1	0-0	0-1	1	1	2	1	2	0	2	0	0	7	
11	WHITE, Ronrico	2-7	1-5	6-8	2	3	5	0	11	2	3	0	1	16	
12	BROWN, Trey	0-0	0-0	0-0	0	0	0	0	0	0	0	0	0	7	
30	MASON, Z.	3-3	0-0	1-2	1	0	1	0	7	0	0	2	0	9	
32	BURROUGHS, Jahmal	0-0	0-0	1-2	1	2	3	1	1	1	0	0	0	7	
34	BRYANT, Jared	1-1	0-0	0-0	0	1	1	2	2	0	0	0	0	10	
TEAM						1 1									
<b>Totals</b>		<b>31-54</b>	<b>14-28</b>	<b>22-31</b>	<b>10</b>	<b>29</b>	<b>39</b>	<b>14</b>	<b>98</b>	<b>22</b>	<b>15</b>	<b>2</b>	<b>11</b>	<b>200</b>	
TOTAL FG%		1st Half: 16-30 53.3%	2nd Half: 15-24 62.5%	Game: 57.4%		DEADBALL									
3-Pt. FG%		1st Half: 8-17 47.1%	2nd Half: 6-11 54.5%	Game: 50.0%		REBOUNDS									
FThrow %		1st Half: 8-12 66.7%	2nd Half: 14-19 73.7%	Game: 71.0%		4									

Officials: Timothy Andrews, Tyler Huffer, Charles Davis, II  
 Technical fouls: Spalding-None. Chattanooga-TEAM.  
 Attendance: 2155

Score by Periods	1st	2nd	Total
Spalding	17	31	48
Chattanooga	48	50	98

## DEC. 17, 2011 - NO. 3 KENTUCKY 87, UTC 62

- The 23,211 to see the Mocs play tonight is the 2nd most in school history...No. 1 was on Dec. 15, 1990 when 23,960, an 86-70 Wildcats win.
- Kentucky opened the game with a 13-0 burst...score the rest of the way favored the Wildcats 74-62.
- Despite an overwhelming height advantage, UK only led UTC by 30-24 on points in the paint...the Mocs defensive effort forced the Wildcats to hoist 33 three-pointers in their 68 field goal attempts... Kentucky made 12 of 33 3pt attempts (36.4%) for the game, eight of 17 (47.1%) in the second half.
- Chattanooga was thwarted by a cold opening half from the field shooting just 25 percent (8-32)

from the floor including two for 11 (18.2%) from beyond the arc...shot 33.3 percent for the game (21-63), 29.6 percent (8-27) from 3pt range.

- Senior Keegan Bell set the Chattanooga all-time assist record tonight...his four gives him 416 which passes 414 by Tim Brooks (1992-93) and Wes Moore (1996-99) with 414...No. 415 came on a 3pt in corner by Ronrico White with 8:12 to go.
- Junior Drazen Zlovaric narrowly missed a double-double with 15 points and nine rebounds...shot 7-13 from the floor and 1-1 FT.
- Sophomore Z. Mason scored a season-high eight points coming off the bench shooting 3-7 FG, 2-3 FT...8 rebounds is a season-high vs. a DI opponent.
- Senior Ricky Taylor joined the team this afternoon in Lexington after participating in graduation accepting his diploma this morning in Chattanooga (Accounting major)...scored 11 points on 3-8 FG, 2-3 3pt and 3-4 FT...career-high five assists.

Chattanooga 62		3-PT		REB											
No.	Player	FG-FGA	FG-FGA	FT-FTA	OF	DE	TOT	PF	TP	A	TO	BLK	S	MIN	
0	WATTAD, Omar	3-14	3-10	0-0	1	0	1	1	9	2	1	0	1	31	
20	ZLOVARIC, Drazen	7-13	0-0	1-1	1	8	9	1	15	0	0	0	1	33	
32	BURROUGHS, Jahmal	1-3	0-0	1-3	2	1	3	3	3	0	1	0	0	19	
3	BELL, Keegan	2-12	2-11	2-2	1	3	4	0	8	4	5	0	1	33	
22	TAYLOR, Ricky	3-8	2-3	3-4	1	3	4	1	11	5	2	0	1	27	
1	STOKES, Lance	0-1	0-0	0-0	0	0	0	2	0	0	1	0	0	3	
2	HAMPTON, Dontay	0-3	0-2	2-2	1	1	2	1	2	1	1	0	2	12	
5	BAKER, Drew	0-0	0-0	0-0	0	0	0	0	0	0	0	0	0	1	
10	BARIEKA, Martynas	0-0	0-0	0-0	0	0	0	0	0	0	0	0	0	1	
11	WHITE, Ronrico	1-1	1-1	0-0	0	1	1	3	3	1	2	0	0	12	
12	BROWN, Trey	0-0	0-0	0-0	0	0	0	0	0	0	0	0	0	1	
30	MASON, Z.	3-7	0-0	2-3	3	5	8	2	8	0	0	0	1	20	
34	BRYANT, Jared	1-1	0-0	1-2	0	1	1	3	3	0	1	0	0	7	
TEAM						1 2 3				1					
<b>Totals</b>		<b>21-63</b>	<b>8-27</b>	<b>12-17</b>	<b>11</b>	<b>25</b>	<b>36</b>	<b>17</b>	<b>62</b>	<b>13</b>	<b>15</b>	<b>0</b>	<b>7</b>	<b>200</b>	
TOTAL FG%		1st Half: 8-32 25.0%	2nd Half: 13-31 41.9%	Game: 33.3%		DEADBALL									
3-Pt. FG%		1st Half: 2-11 18.2%	2nd Half: 6-16 37.5%	Game: 29.6%		REBOUNDS									
FThrow %		1st Half: 5-7 71.4%	2nd Half: 7-10 70.0%	Game: 70.6%		3,1									

Kentucky 87		3-PT		REB											
No.	Player	FG-FGA	FG-FGA	FT-FTA	OF	DE	TOT	PF	TP	A	TO	BLK	S	MIN	
3	Jones, Terrence	0-3	0-1	0-0	0	1	1	1	0	1	2	0	0	10	
14	Kidd-Gilchrist, M.	4-7	2-3	7-8	4	4	8	3	17	6	3	1	1	34	
23	Davis, Anthony	7-11	0-0	0-0	5	13	18	2	14	1	1	5	1	30	
20	Lamb, Doron	10-17	4-9	0-0	0	6	6	2	24	0	0	0	0	30	
25	Teague, Marquis	5-13	1-5	0-0	1	0	1	3	11	8	1	0	2	30	
1	Miller, Darius	4-9	2-7	2-4	0	3	3	1	12	0	1	0	1	25	
5	Polson, Jarrod	0-1	0-1	0-2	0	0	0	1	0	0	1	0	0	2	
10	Beckham, Twany	0-0	0-0	0-0	0	0	0	0	0	0	0	0	0	3	
13	Malone, Sam	0-0	0-0	0-0	0	0	0	0	0	0	2	0	0	3	
30	Vargas, Eloy	0-0	0-0	0-0	0	0	0	1	0	1	1	0	0	9	
32	Long, Brian	0-0	0-0	0-0	0	0	0	0	0	0	0	0	0	1	
33	Witjier, Kyle	3-7	3-7	0-0	1	2	3	3	9	0	1	0	0	23	
TEAM						1 1 2									
<b>Totals</b>		<b>33-68</b>	<b>12-33</b>	<b>9-14</b>	<b>12</b>	<b>30</b>	<b>42</b>	<b>17</b>	<b>87</b>	<b>17</b>	<b>13</b>	<b>6</b>	<b>5</b>	<b>200</b>	
TOTAL FG%		1st Half: 17-38 44.7%	2nd Half: 16-30 53.3%	Game: 48.5%		DEADBALL									
3-Pt. FG%		1st Half: 4-16 25.0%	2nd Half: 8-17 47.1%	Game: 36.4%		REBOUNDS									
FThrow %		1st Half: 1-2 50.0%	2nd Half: 8-12 66.7%	Game: 64.3%		2,3									

Officials: Joe Lindsay, Mike Nance, Patrick Evans  
 Technical fouls: Chattanooga-None. Kentucky-None.  
 Attendance: 23211

Score by Periods	1st	2nd	Total
Chattanooga	23	39	62
Kentucky	39	48	87

## DEC. 21, 2011 - UTC 95, HIWASSEE 41

- The Mocs used a 27-0 run midway through the first half to break the game open ... leading 16-9 after a Hiwassee bucket from Cody Carson at the 13:42 mark of the first half...UTC did not allow another basket until the Tigers' Joel Bailey hit a three at the 2:11 mark.
- Ricky Taylor scored 16 points in the run including 13 in a row at one point...21 points for the game, 18 in the opening half.
- 15th 50-point win in Mocs's DI era...3rd this season, a school record...54-point margin of victory today ranks tied for 10th on that list.
- 11 of the 12 Mocs that played, scored at least one point...only starting PG Keegan Bell, who had a game-high eight assists in 22 minutes failed to score...Bell only took one shot in the game.
- UTC shot 31-56 (55.4%) from the floor, its second-best percentage of the season.



# 2011-12 CHATTANOOGA BASKETBALL

REGULAR-SEASON SOCON CHAMPS: 1981, 1982, 1983, 1985, 1986, 1989, 1991, 1992, 1993, 1994

SOCON DIVISION CHAMPS: 1995, 1997, 1998, 2002, 2005, 2008, 2009, 2011

SOCON TOURNAMENT CHAMPS: 1981, 1982, 1983, 1988, 1993, 1994, 1995, 1997, 2005, 2009

NCAA TOURNAMENT: 1981, 1982, 1983, 1988, 1993, 1994, 1995, 1997 (SWEET 16), 2005, 2009

- Chattanooga was 10-18 (55.6%) from 3-pt. range, including 6-9 in the first half...it was a season-high for percentage...the 18 attempts were the second-fewest on the season (14 vs. Butler).
- Mocs were 23-34 (67.6%) from the FT line...season-highs for attempts and makes.
- 41 points allowed are the second fewest on the year (36 vs. Warren Wilson).
- Freshman Jared Bryant made 1st career start scoring 14 points with 7 boards.
- Junior Dontay Hampton had 14 points on 4-6 shooting, 4-5 from 3-pt. range.

Hiwassee 41		3-PT		REB											
No.	Player	FG-FGA	FG-FGA	FT-FTA	OF	DE	TOT	PF	TP	A	TO	BLK	S	MIN	
30	Carpenter, Brandon	2-5	1-4	2-2	0	1	1	5	7	1	4	0	2	21	
42	Golden, Jeff	0-1	0-0	0-0	2	1	3	5	0	1	2	1	18		
5	Browner, Justin	2-12	1-7	1-2	1	2	3	0	6	2	5	0	28		
12	Johnson, Ty	3-5	1-2	0-0	0	5	5	3	7	1	5	0	30		
22	Bailey, Joel	2-4	1-3	0-0	0	3	3	4	5	3	1	0	23		
00	Layne, David	1-8	0-4	2-2	0	2	2	1	4	0	2	1	24		
1	Moses, Chris	1-5	1-4	0-0	0	1	1	1	3	0	2	0	12		
2	Bivens, Zack	0-2	0-1	0-0	0	0	0	2	0	0	0	0	2		
3	Boyd, Lezerick	2-4	0-2	0-0	1	3	4	2	4	1	2	0	19		
4	Carson, Cody	2-8	1-6	0-0	1	2	3	2	5	1	1	0	17		
23	Weir, Donte	0-3	0-2	0-0	1	1	2	0	0	0	0	0	6		
TEAM						2		2							

Totals	15-57	6-35	5-6	8	21	29	25	41	10	23	3	11	200	
TOTAL FG%	1st Half: 6-30 20.0%	2nd Half: 9-27 33.3%	Game: 26.3%		DEADBALL									
3-Pt. FG%	1st Half: 3-20 15.0%	2nd Half: 3-15 20.0%	Game: 17.1%		REBOUNDS									
F Throw %	1st Half: 0-0 0.0%	2nd Half: 5-6 83.3%	Game: 83.3%		1									

Chattanooga 95		3-PT		REB												
No.	Player	FG-FGA	FG-FGA	FT-FTA	OF	DE	TOT	PF	TP	A	TO	BLK	S	MIN		
1	STOKES, Lance	2-5	0-0	5-6	1	5	6	2	9	2	0	0	3	20		
30	MASON, Z.	1-3	0-0	2-2	2	4	0	4	0	1	0	0	13			
34	BRYANT, Jared	5-8	0-0	4-5	2	5	7	0	14	0	1	0	25			
3	BELL, Keegan	0-1	0-1	0-0	0	4	1	0	8	0	0	0	22			
22	TAYLOR, Ricky	8-13	5-9	0-0	0	1	1	21	1	3	0	2	14			
2	HAMPTON, Dontay	4-6	4-5	2-2	0	2	2	14	4	1	0	0	18			
5	BAKER, Drew	0-2	0-0	1-4	0	3	3	1	1	0	1	2	15			
10	BARIEKA, Martynas	2-2	0-0	2-4	1	1	2	1	6	0	0	1	12			
11	WHITE, Ronrico	2-6	0-1	5-6	0	4	4	2	9	2	4	0	25			
12	BROWN, Trey	1-2	1-2	1-2	0	2	2	0	4	1	1	0	9			
20	ZLOVARIC, Drazen	4-6	0-0	0-0	3	3	6	0	8	1	3	0	15			
32	BURROUGHS, Jahmal	2-2	0-0	1-3	2	1	3	2	5	1	1	0	12			
TEAM						1		1		2						

Totals	31-56	10-18	23-34	12	34	46	12	95	20	16	1	14	200	
TOTAL FG%	1st Half: 15-27 55.6%	2nd Half: 16-29 55.2%	Game: 55.4%		DEADBALL									
3-Pt. FG%	1st Half: 6-9 66.7%	2nd Half: 4-9 44.4%	Game: 55.6%		REBOUNDS									
F Throw %	1st Half: 9-14 64.3%	2nd Half: 14-20 70.0%	Game: 67.6%		3									

Officials: Jason Shelton, Alan Cosby, and Jonathan Sterling

Technical fouls: Hiwassee-None. Chattanooga-None.

Attendance: 2409

Score by Periods	1st	2nd	Total
Hiwassee	15	26	41
Chattanooga	45	50	95

## DEC. 29, 2011 - UTC 85, LONGWOOD 50

- UTC outscored Longwood 53-20 in the second half to secure an 85-50 win in Game 2 of the 2011 Dr Pepper Classic.
- UTC only led by two at the break...here is a look at 1st half vs. 2nd half shooting...total FG% - 13-33 (39.4%) 1st/19-33 (57.6%) 2nd...32-66 (48.5%) game...3FG% - 1-13 (7.7%) 1st/8-14 (57.1%) 2nd...9-27 (33.3%) game.
- Used a 13-2 spurt in the first 5:40 of the second half to take control of the game.
- Longwood made four of its first seven shots from deep...only hit three of its last 28 shots from behind the arc...went 0-15 in the second half.
- 56 rebounds is the most by a UTC team since grabbing 60 against Reinhardt on Dec. 21, 2010...T18th most rebounds in school history...78th time in DI era with 50 or more...most against a DI opponent since 56 vs. College of Charleston, 12/15/07...also had 56 that season against East Tennessee State (11/28/07).
- 27 assists ties for 13th most in school history...most since logging 28 in an 87-74 win against The Citadel on Dec. 1, 2007...28th time in DI era with 25 or more.
- Senior Keegan Bell was one rebound shy of a triple-double with 10 points, 16 assists and nine boards...career-high 16 assists...one shy of the school-record of 17 set by Gary Robb against Southern on Dec. 29, 1992.

- Senior Ricky Taylor scored his 1,000 point on a three-pointer at the 7:53 mark...18th member of UTC's 1,000-point club in DI era.

- Senior Omar Wattad had a game-high 18 points on 6-13 shooting, 6-12 from 3-pt. range...5-6 from 3-pt. range in the second half.

Longwood 50		3-PT		REB											
No.	Player	FG-FGA	FG-FGA	FT-FTA	OF	DE	TOT	PF	TP	A	TO	BLK	S	MIN	
33	van der Kooij, Jan	0-4	0-4	0-0	0	4	4	2	0	0	1	0	0	32	
4	Carter, Antwan	5-10	0-2	5-8	2	5	7	3	15	0	3	1	1	28	
1	Bowman, Jeremiah	0-8	0-4	0-2	0	1	1	2	0	6	3	0	3	31	
2	Washington, Martiz	2-9	2-9	0-0	0	4	4	1	6	2	1	0	3	25	
12	Carey, Tristan	4-11	3-5	1-2	1	1	2	5	12	2	3	1	1	22	
3	Taylor, Anthony	0-2	0-1	0-0	0	0	0	0	0	0	2	0	0	7	
10	Shockley, Stephen	0-1	0-1	0-0	0	0	0	0	0	0	0	1	0	4	
13	Robinson, David	3-11	1-5	6-8	2	2	4	2	13	0	0	0	1	23	
21	Parker, Mark	1-4	1-4	1-2	0	3	3	0	4	0	0	0	0	13	
44	Havenstein, Jeff	0-0	0-0	0-0	2	0	2	3	0	0	2	0	2	15	
TEAM						2		4							

Totals	15-60	7-35	13-22	9	22	31	18	50	10	15	3	11	200	
TOTAL FG%	1st Half: 11-32 34.4%	2nd Half: 4-28 14.3%	Game: 25.0%		DEADBALL									
3-Pt. FG%	1st Half: 7-20 35.0%	2nd Half: 0-15 0.0%	Game: 20.0%		REBOUNDS									
F Throw %	1st Half: 1-4 25.0%	2nd Half: 12-18 66.7%	Game: 59.1%		5									

Chattanooga 85		3-PT		REB											
No.	Player	FG-FGA	FG-FGA	FT-FTA	OF	DE	TOT	PF	TP	A	TO	BLK	S	MIN	
0	WATTAD, Omar	6-13	6-12	0-0	0	7	7	4	18	0	4	0	1	22	
20	ZLOVARIC, Drazen	3-5	0-0	3-5	0	10	10	2	9	3	1	0	1	27	
32	BURROUGHS, Jahmal	5-5	0-0	0-0	1	0	1	2	10	1	0	0	1	16	
3	BELL, Keegan	4-9	0-3	2-4	2	7	9	2	10	16	2	0	2	34	
22	TAYLOR, Ricky	4-10	1-4	1-2	0	2	2	0	10	3	2	0	1	23	
2	HAMPTON, Dontay	2-6	1-4	0-0	3	2	5	3	5	1	3	0	1	21	
5	BAKER, Drew	1-2	0-0	0-0	1	3	4	0	2	0	0	1	0	4	
10	BARIEKA, Martynas	0-0	0-0	0-0	0	0	0	1	0	0	2	0	0	4	
11	WHITE, Ronrico	1-5	1-4	2-2	0	3	3	0	5	2	0	0	0	14	
12	BROWN, Trey	0-1	0-0	0-0	0	0	0	0	0	1	0	0	0	3	
30	MASON, Z.	4-7	0-0	2-2	5	2	7	1	10	0	2	1	0	19	
34	BRYANT, Jared	2-3	0-0	2-6	0	3	3	1	6	0	0	0	1	13	
TEAM						4		5							

Totals	32-66	9-27	12-21	16	40	56	16	85	27	16	2	8	200	
TOTAL FG%	1st Half: 13-33 39.4%	2nd Half: 19-33 57.6%	Game: 48.5%		DEADBALL									
3-Pt. FG%	1st Half: 1-13 7.7%	2nd Half: 8-14 57.1%	Game: 33.3%		REBOUNDS									
F Throw %	1st Half: 5-9 55.6%	2nd Half: 7-12 58.3%	Game: 57.1%		5									

Officials: John Hampton, Detric Taylor, and Rick Shoulders

Technical fouls: Longwood-None. Chattanooga-None.

Attendance: 2527

Score by Periods	1st	2nd	Total
Longwood	30	20	50
Chattanooga	32	53	85

## DEC. 30, 2011 - UTC 74, UTAH VALLEY 59

- UTC captured its 14th Dr Pepper Classic (22 years).
- Chattanooga senior Keegan Bell was named tournament MVP after scoring 25 points and dishing out 23 assists in the two-day affair.
- The Mocs started hot from the floor, hitting its first six shots...went cold for the rest of the first half, connecting on just 6-23 (26.1%) to take a 30-26 lead at half.
- Chattanooga used a 12-4 run midway through the second half to push a 5-point 43-38 lead to a 13-point 55-42 cushion with just under 10 minutes left in the game...Mocs hit four of their last eight 3-pt. FGs.
- UTC had a season-low nine turnovers ... it is the fewest TOs in a game since Chattanooga gave it away just seven times in a 69-68 win against The Citadel on Jan. 13, 2011.
- The Mocs were a season-best 86.7% (13-15) from the FT line tonight ... that is the best from the line for UTC since putting up the same numbers in a 75-49 loss at Richmond on Nov. 22, 2009.
- As a team, the Mocs are shooting 43.0% from the field, but are 50.9% (89-175) from the field in the last three games ... UTC is also shooting 37.4% from behind the arc on the year, but 41.1% (28-68) the last three games.
- Senior Keegan Bell (Tourney MVP)...15 points and a team-high seven assists.
- Senior Omar Wattad (All-Tourney)...team-high 19 points on 7-11 shooting, 5-9 from 3-pt. range.
- Junior Drazen Zlovaric (All-Tourney)...1st career double-double with 11 points and 10 boards...tied career-high in rebounds for the third time...20 points and 20 rebounds in the two-day event.



# 2011-12 CHATTANOOGA BASKETBALL

REGULAR-SEASON SOCON CHAMPS: 1981, 1982, 1983, 1985, 1986, 1989, 1991, 1992, 1993, 1994

SOCON DIVISION CHAMPS: 1995, 1997, 1998, 2002, 2005, 2008, 2009, 2011

SOCON TOURNAMENT CHAMPS: 1981, 1982, 1983, 1988, 1993, 1994, 1995, 1997, 2005, 2009

NCAA TOURNAMENT: 1981, 1982, 1983, 1988, 1993, 1994, 1995, 1997 (SWEET 16), 2005, 2009

Utah Valley 59		3-PT			REB									
No.	Player	FG-FGA	FG-FGA	FT-FTA	OF	DE TOT	PF	TP	A	TO	BLK	S	MIN	
15	ROBINSON, Geddes	5-8	0-0	2-4	7	4 11	3	12	1	3	1	1	33	
33	THOMPSON, Keith	5-8	2-4	0-1	0	4 4	1	12	1	0	0	0	19	
34	AIRD, Ben	1-6	0-0	2-2	1	3 4	4	4	1	0	1	0	28	
2	WILLIAMS, Isiah	2-11	2-10	0-0	0	1 1	0	6	8	1	0	0	22	
12	HUNSAKER, Holton	6-17	5-15	4-4	0	2 2	0	21	0	0	0	1	30	
3	ENOS, Keawe	0-2	0-1	0-0	0	0 0	0	0	1	2	0	0	12	
5	WOODS, Kevin	1-4	0-1	0-0	0	1 1	0	2	2	0	0	1	13	
20	HUBBARD, Alfonso	0-4	0-1	2-4	3	1 4	0	2	1	0	0	1	19	
24	JONES, Zach	0-0	0-0	0-0	0	0 0	0	0	0	0	0	0	2	
32	BROWN, Taylor	0-2	0-2	0-0	1	0 1	0	0	0	0	0	0	10	
42	FANNON, Rory	0-1	0-0	0-0	1	3 4	0	0	0	1	0	0	12	
TEAM				1 1 2										
<b>Totals</b>		<b>20-63</b>	<b>9-34</b>	<b>10-15</b>	<b>14 20</b>	<b>34 12</b>	<b>59</b>	<b>15</b>	<b>6</b>	<b>3</b>	<b>4</b>	<b>200</b>		
TOTAL FG%		1st Half: 9-30 30.0%	2nd Half: 11-33 33.3%	Game: 31.7%		DEADBALL								
3-Pt. FG%		1st Half: 6-16 37.5%	2nd Half: 3-18 16.7%	Game: 26.5%		REBOUNDS								
F Throw %		1st Half: 2-2 100%	2nd Half: 8-13 61.5%	Game: 66.7%		2								

Chattanooga 74		3-PT			REB									
No.	Player	FG-FGA	FG-FGA	FT-FTA	OF	DE TOT	PF	TP	A	TO	BLK	S	MIN	
0	WATTAD, Omar	7-11	5-9	0-0	0	2 2	2	19	3	1	0	0	30	
20	ZLOVARIC, Drazen	5-11	0-0	1-2	2	8 10	0	11	0	1	1	0	33	
32	BURROUGHS, Jahmal	2-3	0-0	0-0	2	5 7	4	4	1	0	1	0	25	
3	BELL, Keegan	6-16	3-10	0-0	0	4 4	2	15	7	4	0	0	39	
22	TAYLOR, Ricky	5-8	1-3	5-5	1	6 7	0	16	2	1	1	0	32	
2	HAMPTON, Dontay	0-1	0-1	4-4	0	1 2	4	1	0	0	0	0	9	
11	WHITE, Ronrico	1-1	0-0	0-0	1	1 2	1	2	2	1	0	0	10	
30	MASON, Z.	0-2	0-0	3-4	1	2 3	1	3	0	0	0	1	15	
34	BRYANT, Jared	0-0	0-0	0-0	0	1 1	2	0	1	1	0	0	7	
TEAM				1 2 3										
<b>Totals</b>		<b>26-53</b>	<b>9-23</b>	<b>13-15</b>	<b>8 32</b>	<b>40 14</b>	<b>74</b>	<b>17</b>	<b>9</b>	<b>3</b>	<b>1</b>	<b>200</b>		
TOTAL FG%		1st Half: 11-29 37.9%	2nd Half: 15-24 62.5%	Game: 49.1%		DEADBALL								
3-Pt. FG%		1st Half: 5-13 38.5%	2nd Half: 4-10 40.0%	Game: 39.1%		REBOUNDS								
F Throw %		1st Half: 3-4 75.0%	2nd Half: 10-11 90.9%	Game: 86.7%		1								

Officials: James Barker, John Hampton, and Dedic Taylor  
 Technical fouls: Utah Valley-None. Chattanooga-None.  
 Attendance: 2652

Score by Periods	1st	2nd	Total
Utah Valley	26	33	59
Chattanooga	30	44	74

## JAN. 2, 2012 - TENNESSEE 76, UTC 63

- Loss snaps three-game Mocs winning streak.
- Chattanooga shot just 34.5 percent (19-55) from the field...that's the lowest field goal percentage since 33.3 percent (21-63) performance at Kentucky.
- Mocs made 42.3 percent from 3pt range making 11 of 26...5th game with 10 or more this season.
- Defensively, UTC held the Vols to 39.7 percent (27-68) shooting...that's the 9th opponent this season to shoot less than 40 percent from the floor in 15 games...school record is 15 (2004-05).
- Senior Keegan Bell had 15 points with four rebounds and three assists...7th double digit scoring game of the season, 31st career...4 3pt is 3rd time this season he's had 4 or more, 16th career...made 4-10.
- Senior Ricky Taylor had a team-high 17 points...now has 1033 career points, 10 behind Casey Long (2004-07) for 16th in scoring (DI era) at UTC with 1043...13th double digit scoring game of season, 58th career...8 FTM tonight give him 206...19th Mocs student-athlete in DI era to top 200 FTM...shot 8-9 from line for game.
- Senior Omar Wattad scored 16 points shooting 5-11 from field including 4-8 from 3pt range...10th double figure scoring night, 40th career...6 straight with three or more 3pt baskets...25-53 over that span, 47.2 percent...6th game with four or more treys this year, 19th career.
- Junior Drazen Zlovaric posted 11 points and team-high seven rebounds...8th game with double figure scoring.

Chattanooga 63		3-PT			REB									
No.	Player	FG-FGA	FG-FGA	FT-FTA	OF	DE TOT	PF	TP	A	TO	BLK	S	MIN	
0	WATTAD, Omar	5-11	4-8	2-2	0	1 1	3	16	2	0	0	1	28	
20	ZLOVARIC, Drazen	4-11	0-1	3-4	2	5 7	2	11	1	0	0	0	36	
32	BURROUGHS, Jahmal	0-2	0-1	0-3	3	3 6	4	0	1	2	0	0	22	
3	BELL, Keegan	5-13	4-10	1-4	0	4 4	1	15	3	2	0	1	38	
22	TAYLOR, Ricky	3-10	3-5	8-9	0	5 5	2	17	4	3	0	0	34	
1	STOKES, Lance	0-0	0-0	0-0	0	0 1	0	0	0	0	0	0	0+	
2	HAMPTON, Dontay	0-2	0-1	0-0	0	0 1	0	0	1	0	0	0	7	
11	WHITE, Ronrico	1-3	0-0	0-0	1	3 4	1	2	0	0	0	1	14	

30	MASON, Z.	1-3	0-0	0-0	0	2 2	1	2	0	1	0	0	18
34	BRYANT, Jared	0-0	0-0	0-0	0	1 1	4	0	0	3	0	0	3
TEAM				1 6 7									
<b>Totals</b>		<b>19-55</b>	<b>11-26</b>	<b>14-22</b>	<b>7 30</b>	<b>37 20</b>	<b>63</b>	<b>11</b>	<b>12</b>	<b>0</b>	<b>3</b>	<b>200</b>	
TOTAL FG%		1st Half: 9-30 30.0%	2nd Half: 10-25 40.0%	Game: 34.5%		DEADBALL							
3-Pt. FG%		1st Half: 6-15 40.0%	2nd Half: 5-11 45.5%	Game: 42.3%		REBOUNDS							
F Throw %		1st Half: 8-9 88.9%	2nd Half: 6-13 46.2%	Game: 63.6%		5,1							

Tennessee 76		3-PT			REB									
No.	Player	FG-FGA	FG-FGA	FT-FTA	OF	DE TOT	PF	TP	A	TO	BLK	S	MIN	
20	Hall, Kenny	1-3	0-0	0-1	4	1 5	2	2	1	2	1	1	28	
34	Maymon, Jeronne	1-4	0-0	0-0	5	5 10	5	2	2	1	1	0	20	
52	McRae, Jordan	3-10	2-7	4-4	0	1 1	2	12	1	0	1	0	16	
11	Golden, Trae	11-17	4-9	3-3	1	3 4	2	29	3	3	0	1	36	
23	Tatum, Cameron	3-16	1-9	0-0	0	8 8	0	7	6	0	0	0	32	
00	Makanjuola, Yemi	0-0	0-0	0-2	0	3 3	0	0	0	0	2	0	8	
1	Richardson, Josh	0-1	0-0	1-2	0	2 2	1	1	0	0	0	1	6	
3	Woolridge, Renaldo	3-6	1-3	0-0	2	5 7	2	7	0	3	1	0	24	
4	Washpun, Wes	0-0	0-0	0-0	0	1 1	0	0	0	0	0	0	4	
13	McBee, Skylar	5-11	5-11	1-2	0	1 1	2	16	1	1	0	0	26	
TEAM				1 2 3										
<b>Totals</b>		<b>27-68</b>	<b>13-39</b>	<b>9-14</b>	<b>13 32</b>	<b>45 16</b>	<b>76</b>	<b>14</b>	<b>10</b>	<b>6</b>	<b>3</b>	<b>200</b>		
TOTAL FG%		1st Half: 16-35 45.7%	2nd Half: 11-33 33.3%	Game: 39.7%		DEADBALL								
3-Pt. FG%		1st Half: 9-24 37.5%	2nd Half: 4-15 26.7%	Game: 33.3%		REBOUNDS								
F Throw %		1st Half: 3-4 75.0%	2nd Half: 6-10 60.0%	Game: 64.3%		2								

Officials: Tom Eades, Mike Nance, Mark Whitthead  
 Technical fouls: Chattanooga-None. Tennessee-Maymon, Jeronne.  
 Attendance: 15239

Score by Periods	1st	2nd	Total
Chattanooga	32	31	63
Tennessee	44	32	76

## JAN. 5, 2012 - UTC 78, WESTERN CAROLINA 62

- The Mocs used a 20-2 over the last seven minutes of the game to close out the win...started run with layups on six straight possessions...Chattanooga trailed 60-58 with 6:59 left before shutting down WCU...Catamounts did not score again until mop-up time on a layup by Trey Sumler with 31 seconds left...UTC held Western Carolina to 0-7 from the field and 0-4 from 3-pt. range during that scoreless streak.
- Chattanooga closed out the final six minutes 7-10 from the field, all from inside the arc, and 6-6 from the FT line.
- UTC grabbed 50 boards in the game...it is the second time this season UTC has totals 50+ boards in a game (56 vs. Longwood).
- Chattanooga's 12 turnovers ties for the second fewest this season.
- The Mocs were whistled for just eight fouls, a season low.
- WCU shot 24-60 (40.0%) from the floor...it is the fifth game in a row UTC has held its opponent to 40% or less from the field.
- Senior Keegan Bell (12 and two tonight) has 46 assists against 10 turnovers in the last five games.
- Senior Ricky Taylor posted 15 points on 5-12 shooting, 5-6 from the FT line...added eight rebounds...11th straight game in double figures...20 rebounds in last three games.
- Junior Drazen Zlovaric had second double-double of the season with 19 points and 12 boards...career highs for points and rebounds...shot 9-13 from the field and 1-2 from the FT line...most FGs in a game by a Moc this season.

Western Carolina 62		3-PT			REB									
No.	Player	FG-FGA	FG-FGA	FT-FTA	OF	DE TOT	PF	TP	A	TO	BLK	S	MIN	
32	KING, Tawaski	1-1	0-0	0-0	2	2 4	2	2	0	3	0	1	18	
40	ROSS, Preston	3-4	0-0	1-1	1	2 3	4	7	1	0	0	3	14	
5	SUMLER, Trey	5-16	3-11	0-0	1	0 1	3	13	12	0	0	0	40	
22	MUTOMBO, Harouna	3-7	1-2	0-3	0	4 4	4	7	2	3	2	2	29	
24	BOGGS, Brandon	1-7	0-1	1-4	2	1 3	0	3	1	0	0	0	18	
0	TANKELEWICZ, Tom	1-1	1-1	0-0	0	0 0	0	3	0	0	0	0	6	
1	HALL, Kenneth	0-1	0-0	0-0	1	2 3	3	0	0	0	2	0	19	
4	COLE, Keaton	6-16	6-16	0-0	0	2 2	1	18	1	2	0	1	29	
25	SINCLAIR, James	0-1	0-1	0-0	0	1 1	0	0	0	1	1	0	5	
33	HOLLIS, Ishmael	4-6	1-3	0-0	1	2 3	2	9	0	1	0	0	19	
44	SMITHSON, Sam	0-0	0-0	0-0	0	0 0	0	0	0	0	0	0	3	
TEAM				2 2										
<b>Totals</b>		<b>24-60</b>	<b>12-35</b>	<b>2-8</b>	<b>8 18</b>	<b>26 20</b>	<b>62</b>	<b>17</b>	<b>10</b>	<b>5</b>	<b>7</b>	<b>200</b>		
TOTAL FG%		1st Half: 14-29 48.3%	2nd Half: 10-31 32.3%	Game: 40.0%		DEADBALL								
3-Pt. FG%		1st Half: 9-20 45.0%	2nd Half: 3-15 20.0%	Game: 34.3%		REBOUNDS								
F Throw %		1st Half: 1-2 50.0%	2nd Half: 1-6 16.7%	Game: 25.0%		4								



# 2011-12 CHATTANOOGA BASKETBALL

REGULAR-SEASON SOCON CHAMPS: 1981, 1982, 1983, 1985, 1986, 1989, 1991, 1992, 1993, 1994

SOCON DIVISION CHAMPS: 1995, 1997, 1998, 2002, 2005, 2008, 2009, 2011

SOCON TOURNAMENT CHAMPS: 1981, 1982, 1983, 1988, 1993, 1994, 1995, 1997, 2005, 2009

NCAA TOURNAMENT: 1981, 1982, 1983, 1988, 1993, 1994, 1995, 1997 (SWEET 16), 2005, 2009

Chattanooga 78		3-PT		REB										
No.	Player	FG-FGA	FG-FGA	FT-FTA	OF	DE TOT	PF	TP	A	TO	BLK	S	MIN	
0	WATTAD, Omar	4-11	3-6	1-2	3	3	6	0	12	2	6	0	2	35
20	ZLOVARIC, Drazen	9-13	0-0	1-2	4	8	12	2	19	2	0	0	30	
32	BURROUGHS, Jahmal	2-3	0-0	0-2	4	1	5	1	4	1	1	0	19	
3	BELL, Keegan	3-9	2-6	0-2	1	3	4	0	8	12	2	0	2	37
22	TAYLOR, Ricky	5-12	0-2	5-6	0	8	8	0	15	1	2	0	1	32
2	HAMPTON, Dontay	2-4	1-2	6-9	2	1	3	1	11	0	0	0	0	11
11	WHITE, Ronrico	0-0	0-0	0-0	0	0	0	0	0	1	0	0	0	5
30	MASON, Z.	3-7	0-0	3-4	4	5	9	2	9	0	0	1	0	23
34	BRYANT, Jared	0-0	0-0	0-0	0	0	0	2	0	0	1	0	0	8
TEAM				2		1		3						
<b>Totals</b>		<b>28-59</b>	<b>6-16</b>	<b>16-27</b>	<b>20</b>	<b>30</b>	<b>50</b>	<b>8</b>	<b>78</b>	<b>19</b>	<b>12</b>	<b>1</b>	<b>5</b>	<b>200</b>
TOTAL FG%		1st Half: 12-27 44.4%		2nd Half: 16-32 50.0%		Game: 47.5%		DEADBALL						
3-Pt. FG%		1st Half: 3-8 37.5%		2nd Half: 3-8 37.5%		Game: 37.5%		REBOUNDS						
F Throw %		1st Half: 9-16 56.3%		2nd Half: 7-11 63.6%		Game: 59.3%		4						

Officials: Gary Maxwell, Chris King, John Hampton  
Technical fouls: Western Carolina-None. Chattanooga-None.  
Attendance: 2554

Score by Periods	1st	2nd	Total
Western Carolina	38	24	62
Chattanooga	36	42	78

## JAN. 7, 2012 - UTC 65, APP STATE 63

- Junior Dontay Hampton scored on a tough layup with 0.8 seconds left to give the Mocs the win.
- UTC trailed by 11 (57-46) after a jumper from ASU's Omar Carter at the 9:07 mark ...Chattanooga closed the game on a 19-6 run for the win.
- The Mocs held the Mountaineers scoreless for the last 2:13 of the game.
- UTC was without senior Omar Wattad (back) and his 13.1 ppg average...freshman Lance Stokes started in his place.
- Chattanooga scored 36 of its 65 points in the paint.
- UTC's bench came up big, outscoring Appalachian State 17-2.
- Chattanooga turned the ball over a season-low eight times tonight...it is the second time this season the Mocs have had less than 10 in a game (9 vs. Utah Valley)...it is the fewest TOs in a game since Chattanooga gave it away just seven times in a 69-68 win against The Citadel on Jan. 13, 2011.
- The Mocs started the game 3-10 from the FT line...made 13-15 to close out the game and finish 16-25 (64.0%).
- Chattanooga outrebounded ASU 39-37, improving to 7-1 when outrebounding its opponent.
- Senior Jahmal Burroughs tied career highs with 11 points and eight rebounds...5-6 shooting, 1-2 from the FT line...26 boards in the last four games...averaged 1.9 per game before that stretch.
- Senior Ricky Taylor had a team-high 19 points playing through a wrist injury...shot 7-15 from the field, 2-3 from 3-pt. range and 3-3 from the FT line.
- Junior Drazen Zlovaric had 11 points on 4-7 shooting and 3-4 from the FT line...4th-straight game in double figures...added seven boards.

Appalachian State 63		3-PT		REB										
No.	Player	FG-FGA	FG-FGA	FT-FTA	OF	DE TOT	PF	TP	A	TO	BLK	S	MIN	
21	CARTER, Omar	8-20	1-7	2-4	1	6	7	3	19	5	0	0	3	33
50	WILLIAMSON, Andre	2-4	0-0	1-2	2	4	6	5	5	0	1	1	0	17
2	HAMILTON, Tab	8-14	6-11	0-1	0	1	2	22	1	0	0	2	31	
13	TRICE, Jamaal	2-7	2-5	1-2	3	2	5	3	7	1	1	0	0	28
23	NEAL, Mike	4-10	0-2	0-0	1	4	5	1	8	3	4	1	1	31
3	VILARINO, G.J.	1-3	0-0	0-0	0	1	1	0	2	1	1	0	1	14
11	HEALY, Nathan	0-1	0-0	0-0	1	2	3	3	0	0	0	0	0	12
33	WOODS, Mitch	0-1	0-1	0-0	0	1	1	0	0	1	0	0	0	11
54	HAUSLEY, Petey	0-2	0-0	0-0	1	4	5	4	0	0	1	1	1	23
TEAM				3		3								
<b>Totals</b>		<b>25-62</b>	<b>9-26</b>	<b>4-9</b>	<b>9</b>	<b>28</b>	<b>37</b>	<b>22</b>	<b>63</b>	<b>11</b>	<b>9</b>	<b>3</b>	<b>5</b>	<b>200</b>
TOTAL FG%		1st Half: 14-29 48.3%		2nd Half: 11-33 33.3%		Game: 40.3%		DEADBALL						
3-Pt. FG%		1st Half: 4-13 30.8%		2nd Half: 5-13 38.5%		Game: 34.6%		REBOUNDS						
F Throw %		1st Half: 2-4 50.0%		2nd Half: 2-5 40.0%		Game: 44.4%		2						

Chattanooga 65		3-PT		REB										
No.	Player	FG-FGA	FG-FGA	FT-FTA	OF	DE TOT	PF	TP	A	TO	BLK	S	MIN	
1	STOKES, Lance	2-3	0-0	0-0	2	1	3	2	4	2	4	0	0	12
20	ZLOVARIC, Drazen	4-7	0-0	3-4	0	7	7	0	11	1	0	0	0	35
32	BURROUGHS, Jahmal	5-6	0-0	1-2	3	5	8	0	11	0	0	0	0	21
3	BELL, Keegan	1-3	1-10	0-0	1	3	4	2	3	7	1	0	1	39
22	TAYLOR, Ricky	7-15	2-3	3-3	0	1	1	1	19	1	3	0	1	36
2	HAMPTON, Dontay	2-4	0-2	2-4	0	7	7	4	6	1	0	0	0	23
11	WHITE, Ronrico	0-1	0-0	2-4	0	0	0	1	2	0	0	0	0	10

30	MASON, Z.	1-3	0-0	5-7	0	6	6	3	7	1	0	1	0	19
34	BRYANT, Jared	1-1	0-0	0-1	1	0	1	0	2	0	0	0	0	5
TEAM				1		1		2						
<b>Totals</b>		<b>23-53</b>	<b>3-15</b>	<b>16-25</b>	<b>8</b>	<b>31</b>	<b>39</b>	<b>13</b>	<b>65</b>	<b>13</b>	<b>8</b>	<b>1</b>	<b>2</b>	<b>200</b>
TOTAL FG%		1st Half: 14-27 51.9%		2nd Half: 9-26 34.6%		Game: 43.4%		DEADBALL						
3-Pt. FG%		1st Half: 2-8 25.0%		2nd Half: 1-7 14.3%		Game: 20.0%		REBOUNDS						
F Throw %		1st Half: 3-9 33.3%		2nd Half: 13-16 81.3%		Game: 64.0%		3						

Officials: Sidney Cohen, Alan Spainhour, Kyle Chambers  
Technical fouls: Appalachian State-None. Chattanooga-None.  
Attendance: 3245

Score by Periods	1st	2nd	Total
Appalachian State	34	29	63
Chattanooga	33	32	65

## JAN. 12, 2012 - UTC 51, WOFFORD 48

- Mocs have won three in a row, six of their last seven games
- UTC led from the opening tip as Wofford tied the contest four times, all in the second half.
- The Mocs' bench came up big for the second game in a row, outscoring Wofford 24-1.
- Chattanooga scored 24 of its 51 points in the paint.
- UTC forced just four turnovers, a season-low...second lowest turnovers by an opponent was 6 by Utah Valley (12/30/11).
- Chattanooga outrebounded Wofford 45-40, improving to 8-1 when outrebounding its opponent.
- Sophomore Z. Mason notched first career double-double with 17 points and 13 boards in just 22 minutes of action...new career highs in both categories,
- Senior Ricky Taylor totaled 11 points...13th straight game in double figures...10+ points in 16 of 18 games this season...61 career double-digit scoring games...grabbed seven boards and had two assists.
- Junior Drazen Zlovaric had 10 points on 5-11 shooting along with five rebounds...fifth-straight game in double figures.
- Senior Omar Wattad came off the bench after sitting out against Appalachian State with a back injury...tied his career best in assists with five, most recently vs. Elon (1/29/11)...also tied for game-high...held without a field goal for second time in Mocs career...both times he hit two free throws...last time was at Austin Peay (1/3/11)...recorded his second block of the season...first was against Kennesaw St. (11/18/11).

Wofford 48		3-PT		REB										
No.	Player	FG-FGA	FG-FGA	FT-FTA	OF	DE TOT	PF	TP	A	TO	BLK	S	MIN	
14	SMITH, Aerris	1-4	0-0	0-0	2	6	8	0	2	0	0	0	1	21
21	CROWELL, Drew	3-6	0-0	1-2	0	3	3	7	0	0	1	1	29	
2	COCHRAN, Karl	4-17	1-11	0-0	1	7	8	4	9	1	0	1	0	38
10	GILTNER, Kevin	2-15	2-12	2-3	1	3	4	4	8	1	2	2	1	36
35	LOESING, Brad	9-20	3-10	0-0	1	2	3	2	21	5	2	0	1	40
5	BYRD, Jarell	0-2	0-2	0-0	1	1	2	1	0	0	0	0	0	6
34	SKINNER, Lee	0-3	0-0	1-2	4	5	9	4	1	2	0	0	2	29
53	RINKSALIS, Domas	0-0	0-0	0-0	0	0	0	0	0	0	0	0	0	1
TEAM				2		1		3						
<b>Totals</b>		<b>19-67</b>	<b>6-35</b>	<b>4-7</b>	<b>12</b>	<b>28</b>	<b>40</b>	<b>18</b>	<b>48</b>	<b>9</b>	<b>4</b>	<b>4</b>	<b>6</b>	<b>200</b>
TOTAL FG%		1st Half: 9-32 28.1%		2nd Half: 10-35 28.6%		Game: 28.4%		DEADBALL						
3-Pt. FG%		1st Half: 2-15 13.3%		2nd Half: 4-20 20.0%		Game: 17.1%		REBOUNDS						
F Throw %		1st Half: 1-2 50.0%		2nd Half: 3-5 60.0%		Game: 57.1%		1						

Chattanooga 51		3-PT		REB										
No.	Player	FG-FGA	FG-FGA	FT-FTA	OF	DE TOT	PF	TP	A	TO	BLK	S	MIN	
1	STOKES, Lance	0-0	0-0	0-0	0	1	1	1	0	0	0	0	0	4
20	ZLOVARIC, Drazen	5-11	0-1	0-0	0	5	5	0	10	1	1	0	1	30
32	BURROUGHS, Jahmal	0-0	0-0	0-0	1	3	4	3	0	2	1	0	0	18
3	BELL, Keegan	1-6	1-6	3-5	0	3	3	2	6	1	5	0	1	40
22	TAYLOR, Ricky	4-10	1-3	2-6	1	6	7	2	11	2	2	0	0	34
0	WATTAD, Omar	0-3	0-3	2-2	1	5	6	0	2	5	1	1	0	23
2	HAMPTON, Dontay	0-6	0-5	1-2	0	0	0	1	1	0	0	0	0	16
11	WHITE, Ronrico	1-1	0-0	0-0	0	1	1	1	2	0	0	0	0	3
30	MASON, Z.	7-9	0-0	3-5	3	10	13	1	17	0	0	1	0	22
34	BRYANT, Jared	1-2	0-0	0-0	0	2	2	1	2	0	2	0	0	10
TEAM				1		2		3						
<b>Totals</b>		<b>19-48</b>	<b>2-18</b>	<b>11-20</b>	<b>7</b>	<b>38</b>	<b>45</b>	<b>12</b>	<b>51</b>	<b>11</b>	<b>12</b>	<b>2</b>	<b>3</b>	<b>200</b>
TOTAL FG%		1st Half: 12-29 41.4%		2nd Half: 7-19 36.8%		Game: 39.6%		DEADBALL						
3-Pt. FG%		1st Half: 2-11 18.2%		2nd Half: 0-7 0.0%		Game: 11.1%		REBOUNDS						
F Throw %		1st Half: 2-2 100%		2nd Half: 9-18 50.0%		Game: 55.0%		3						

Officials: Sidney Cohen, Ray Natili, Jerry Heater  
Technical fouls: Wofford-None. Chattanooga-None.  
Attendance: 2959



# 2011-12 CHATTANOOGA BASKETBALL

REGULAR-SEASON SOCON CHAMPS: 1981, 1982, 1983, 1985, 1986, 1989, 1991, 1992, 1993, 1994

SOCON DIVISION CHAMPS: 1995, 1997, 1998, 2002, 2005, 2008, 2009, 2011

SOCON TOURNAMENT CHAMPS: 1981, 1982, 1983, 1988, 1993, 1994, 1995, 1997, 2005, 2009

NCAA TOURNAMENT: 1981, 1982, 1983, 1988, 1993, 1994, 1995, 1997 (SWEET 16), 2005, 2009

Score by Periods	1st	2nd	Total
Wofford	21	27	48
Chattanooga	28	23	51

## JAN. 14, 2012 - SAMFORD 81, UTC 70

- The Mocs' bench was active for the third game in a row outscoring Samford 24-8...paced by sophomore Z. Mason and junior Dontay Hampton with 11 points each.
- UTC used a 17-4 run to start the second half to take the lead at 49-41 for the first time since beginning the contest with an 8-2 lead. (5-11, 3-5 3-pt)...there were four ties and five lead changes throughout the contest.
- It was a one-point deficit, 61-60, with five minutes to play...Mocs are 4-3 when the score is plus-five or minus-five with five minutes to play.
- Chattanooga out-rebounded Samford 37-32 to fall to 8-2 on the season when outrebounding an opponent...the effort included 18 offensive boards.
- Samford made the Mocs pay for mistakes in the first half as 10 turnovers led to 18 points...the Bulldogs ended up with 25 points off 15 Chattanooga miscues.
- Second-highest free throw percentage of the season at 86.4 (19-22)...best was 86.7 (13-15) against Utah Valley (12/30/11)...Samford shot 91.7% (22-24) from the charity, the most by a Mocs opponent this season.
- Sophomore Z. Mason tallied his third career and second game in a row with double-figures scoring 11...went 3-7 from the field and 5-6 from the free throw line...recorded eight rebounds to come two shy of his second straight double-double.
- Junior Dontay Hampton totaled 11 points going 3-5 from the field and 3-4 from three...added 2-2 from the FT line...hit three straight treys to fuel Mocs run to the lead.

Chattanooga 70		3-PT		REB										
No.	Player	FG-FGA	FG-FGA	FT-FTA	OF	DE	TOT	PF	TP	A	TO	BLK	S	MIN
20	ZLOVARIC, Drazen	3-5	0-0	0-0	0	3	3	5	6	0	3	0	1	27
32	BURROUGHS, Jahmal	2-4	0-0	1-2	3	0	3	3	5	0	0	0	0	12
0	WATTAD, Omar	4-15	4-13	5-6	2	1	3	2	17	2	1	0	1	33
3	BELL, Keegan	3-13	3-13	0-0	4	4	4	4	9	5	5	1	0	40
22	TAYLOR, Ricky	2-9	1-3	4-4	5	2	7	4	9	5	1	0	0	30
1	STOKES, Lance	0-0	0-0	0-0	0	0	0	0	0	0	0	0	0	1
2	HAMPTON, Dontay	3-5	3-4	2-2	4	0	4	2	11	1	0	0	0	15
11	WHITE, Ronrico	0-0	0-0	0-0	0	0	0	0	0	2	0	0	0	3
30	MASON, Z.	3-7	0-0	5-6	1	7	8	2	11	1	2	0	0	26
34	BRYANT, Jared	0-1	0-0	2-2	1	1	2	1	2	0	1	0	0	13
TEAM				2		1		3						
<b>Totals</b>		<b>20-59</b>	<b>11-33</b>	<b>19-22</b>	<b>18</b>	<b>19</b>	<b>37</b>	<b>23</b>	<b>70</b>	<b>14</b>	<b>15</b>	<b>1</b>	<b>2</b>	<b>200</b>
TOTAL FG%		1st Half: 12-28 42.9%	2nd Half: 8-31 25.8%	Game: 33.9%		DEADBALL								
3-Pt. FG%		1st Half: 6-17 35.3%	2nd Half: 5-16 31.3%	Game: 33.3%		REBOUNDS								
F Throw %		1st Half: 2-3 66.7%	2nd Half: 17-19 89.5%	Game: 86.4%		1								

Samford 81		3-PT		REB										
No.	Player	FG-FGA	FG-FGA	FT-FTA	OF	DE	TOT	PF	TP	A	TO	BLK	S	MIN
35	HOOD, Tyler	6-12	1-6	2-2	0	1	1	3	15	3	1	1	1	31
1	WINDLER, Drew	7-11	5-9	6-6	3	4	7	4	25	1	2	1	1	31
5	MERRITT, Jeffrey	1-6	0-5	5-6	3	9	12	2	7	9	4	0	1	40
11	KELLY, Raijon	5-11	1-5	8-8	3	1	4	1	19	1	0	0	2	36
24	COOK, Will	2-4	2-4	1-2	0	2	2	3	7	0	3	1	0	15
2	HAYMAN, Brandon	1-3	0-1	0-0	0	2	2	1	2	0	0	0	0	17
10	MILLER, Connor	2-4	2-4	0-0	0	1	1	2	6	0	0	0	0	19
23	FRIDAY, Matthew	0-0	0-0	0-0	0	0	0	5	0	2	2	0	1	9
25	McNEIL, Devin	0-0	0-0	0-0	0	0	0	0	0	0	0	0	0	2
TEAM				3		3								
<b>Totals</b>		<b>24-51</b>	<b>11-34</b>	<b>22-24</b>	<b>9</b>	<b>23</b>	<b>32</b>	<b>21</b>	<b>81</b>	<b>16</b>	<b>12</b>	<b>3</b>	<b>7</b>	<b>200</b>
TOTAL FG%		1st Half: 16-28 57.1%	2nd Half: 8-23 34.8%	Game: 47.1%		DEADBALL								
3-Pt. FG%		1st Half: 6-17 35.3%	2nd Half: 5-17 29.4%	Game: 32.4%		REBOUNDS								
F Throw %		1st Half: 6-6 100%	2nd Half: 16-18 88.9%	Game: 91.7%		1								

Officials: Chuck Jones, Brian Hagedorn and Samuel Croft  
 Technical fouls: Chattanooga-None. Samford-None.  
 Attendance: 1012

Score by Periods	1st	2nd	Total
Chattanooga	32	38	70
Samford	44	37	81

## JAN. 19, 2012 - UNCG 81, UTC 72

- 54 of UNCG's 81 points came from its bench, 36 of 37 at the half...Trevis Simpson had first Spartans field goal by a starter at 17:15 of second half.
- Mocs made six of first 14 (42.9%) free throw attempts, 10-12 (83.3%) the rest of the way.

- 34 of UTC's points came in the paint tonight.
- Chattanooga had 16 turnovers which resulted in 20 UNCG points...the Spartans had just eight miscues.
- UTC was down 10, 72-62, with 3:29 left when it went on 8-0 run capped by three-pointer by Keegan Bell at 1:36...UNCG scored nine straight from there to put the game away.
- The 29 points by Derrell Armstrong ties Trae Golden (Tennessee) for most by an opponent this season.
- Junior Drazen Zlovaric tallied 14 points on 7-14 FG...12th time this season he's scored 10 or more...season-high 13 rebounds for his 3rd double-double...5th game with 10 or more boards.
- Senior Omar Wattad had his 17th double digit scoring night of the year with team-high 19 points...34th career...shot 6-17 FG, 3-9 3pt and 4-7 FT.
- Senior Ricky Taylor's 18 points tonight propelled him over 1,100 for his career...now has 1,105, eight behind Derrick Kirce (1990-91) in 11th on the scoring list (DI era) with 1,113...came into game averaging 19.3 points per game in four starts against Spartans...shot 6-12 FG, 2-3 3pt and 4-8 FT...passed Oliver Morton (1999-01) into 14th in FG made with 367.

Chattanooga 72		3-PT		REB										
No.	Player	FG-FGA	FG-FGA	FT-FTA	OF	DE	TOT	PF	TP	A	TO	BLK	S	MIN
0	WATTAD, Omar	6-17	3-9	4-7	0	2	2	0	19	1	3	0	2	30
20	ZLOVARIC, Drazen	7-14	0-0	0-0	5	8	13	1	14	0	2	0	0	35
32	BURROUGHS, Jahmal	1-2	0-0	2-3	3	5	8	5	4	0	2	0	0	17
3	BELL, Keegan	1-4	1-2	2-2	0	3	3	1	5	3	5	0	1	40
22	TAYLOR, Ricky	6-12	2-3	4-8	1	1	2	2	18	2	1	0	0	33
1	STOKES, Lance	0-0	0-0	2-2	0	0	0	1	2	0	0	0	0	2
2	HAMPTON, Dontay	1-5	0-4	2-2	1	0	1	2	4	1	1	0	0	15
11	WHITE, Ronrico	0-0	0-0	0-0	0	0	0	0	0	0	0	0	0	2
30	MASON, Z.	3-4	0-0	0-2	4	5	9	2	6	0	2	0	0	21
34	BRYANT, Jared	0-1	0-0	0-0	0	0	0	1	0	0	0	0	0	5
TEAM				1		2								
<b>Totals</b>		<b>25-59</b>	<b>6-18</b>	<b>16-26</b>	<b>15</b>	<b>25</b>	<b>40</b>	<b>15</b>	<b>72</b>	<b>7</b>	<b>16</b>	<b>0</b>	<b>3</b>	<b>200</b>
TOTAL FG%		1st Half: 12-30 40.0%	2nd Half: 13-29 44.8%	Game: 42.4%		DEADBALL								
3-Pt. FG%		1st Half: 2-8 25.0%	2nd Half: 4-10 40.0%	Game: 33.3%		REBOUNDS								
F Throw %		1st Half: 5-12 41.7%	2nd Half: 11-14 78.6%	Game: 61.5%		5,2								

UNCG 81		3-PT		REB										
No.	Player	FG-FGA	FG-FGA	FT-FTA	OF	DE	TOT	PF	TP	A	TO	BLK	S	MIN
00	WILLIAMS, David	4-6	0-0	2-5	1	1	2	3	10	0	1	1	1	26
41	BRACKETT, Aaron	0-1	0-0	2-2	3	8	11	4	2	1	1	0	1	25
1	PARKER, Drew	1-6	1-4	0-0	0	1	1	1	3	2	2	0	1	22
11	VAN DUSSEN, Korey	2-4	2-3	1-2	1	3	4	3	7	1	0	0	1	25
15	SIMPSON, Trevis	2-11	1-7	0-0	1	2	3	5	5	2	0	2	1	23
3	ARMSTRONG, Derrell	10-16	5-8	4-5	2	3	5	3	29	4	2	0	2	27
12	RANDALL, Kyle	5-10	3-5	2-3	1	0	1	1	15	1	1	0	0	22
13	HENRY, Aloysius	1-1	0-0	0-2	1	0	1	1	2	1	0	0	0	15
31	PAULOS, Nick	3-8	2-7	0-0	1	4	5	1	8	1	1	1	1	15
51	HOFFER, Taylor	0-0	0-0	0-0	0	0	0	1	0	0	0	0	0	0+
TEAM				1		1		2						
<b>Totals</b>		<b>28-63</b>	<b>14-34</b>	<b>11-19</b>	<b>12</b>	<b>23</b>	<b>35</b>	<b>23</b>	<b>81</b>	<b>13</b>	<b>8</b>	<b>4</b>	<b>8</b>	<b>200</b>
TOTAL FG%		1st Half: 14-36 38.9%	2nd Half: 14-27 51.9%	Game: 44.4%		DEADBALL								
3-Pt. FG%		1st Half: 7-20 35.0%	2nd Half: 7-14 50.0%	Game: 41.2%		REBOUNDS								
F Throw %		1st Half: 2-3 66.7%	2nd Half: 9-16 56.3%	Game: 57.9%		4,1								

Officials: John Hampton, Mike Cowart, Vladimir Voyard-Tadal  
 Technical fouls: Chattanooga-BURROUGHS, Jahmal. UNCG-WILLIAMS, David.  
 Attendance: 2369

Score by Periods	1st	2nd	Total
Chattanooga	31	41	72
UNCG	37	44	81

## JAN. 21, 2012 - ELON 88, UTC 87

- 87 points by the Mocs is most against a SoCon opponent since 111 against UNCG at home on Jan. 27, 2011...most points in a road game since Dec. 13, 2008 at Davidson, a 100-95 loss.
- Chattanooga won the battle of the boards 42-36 paced by 11 by Z. Mason...8-4 when out-rebounding the opponent...6th straight winning on the glass.
- Allowed Elon to shoot 48.4 percent...3-8 when opponents shooting 40 percent or better.
- The Phoenix 50 points in the second half is the most in a half by an opponent this season.
- UTC bench out-scored Elon's 36-10 led by Mason's 18.
- There were six ties and 10 lead changes in the game.
- Ricky Taylor had 17 points on 7-14 FG, 0-3 3pt and 3-4 FT...tied for 9th on the DI era scoring list with Eric Smith (1978-81) with 1,122...shot past Derrick Kirce (1990-91) and Tim Parker (2000-



# 2011-12 CHATTANOOGA BASKETBALL

REGULAR-SEASON SOCON CHAMPS: 1981, 1982, 1983, 1985, 1986, 1989, 1991, 1992, 1993, 1994

SOCON DIVISION CHAMPS: 1995, 1997, 1998, 2002, 2005, 2008, 2009, 2011

SOCON TOURNAMENT CHAMPS: 1981, 1982, 1983, 1988, 1993, 1994, 1995, 1997, 2005, 2009

NCAA TOURNAMENT: 1981, 1982, 1983, 1988, 1993, 1994, 1995, 1997 (SWEET 16), 2005, 2009

03)...18th career double figure scoring game, 63rd career.

• Z. Mason posted double-double with 18 points and 11 rebounds...2nd double-double on season...4th double digit night...shot 6-13 FG, 6-6 FT in 25 minutes of playing time.

• Omar Wattad tallied a season-high 25 points...3rd 20+-point effort of the season, 10th career... 14th game with 10 or more points in 2011-12, 35th career...tied for 7th all-time at UTC in 3pt made with Isaac Conner (1996-99).

Chattanooga 87		3-PT		REB															
No.	Player	FG-FGA	FG-FGA	FT-FTA	OF	DE	TOT	PF	TP	A	TO	BLK	S	MIN					
0	WATTAD, Omar	8-19	5-10	4-6	0	5	5	2	25	0	3	0	0	32					
20	ZLOVARIC, Drazen	1-6	0-0	1-3	1	2	3	4	3	1	3	0	0	25					
32	BURROUGHS, Jahmal	1-2	0-0	1-1	0	0	0	4	3	0	0	0	1	12					
3	BELL, Keegan	1-2	1-2	0-0	0	8	8	1	3	8	2	0	1	37					
22	TAYLOR, Ricky	7-14	0-3	3-4	5	0	5	2	17	4	3	1	1	29					
1	STOKES, Lance	0-0	0-0	0-0	0	0	0	0	0	0	0	0	0	0					
2	HAMPTON, Dontay	1-2	1-1	2-2	0	0	0	2	5	2	1	0	0	13					
5	BAKER, Drew	0-0	0-0	0-0	0	0	0	2	0	0	0	0	0	1					
11	WHITE, Ronrico	3-4	2-3	0-0	1	3	4	0	8	0	1	0	1	11					
30	MASON, Z.	6-13	0-0	6-6	5	6	11	2	18	0	2	1	0	25					
34	BRYANT, Jared	2-4	0-0	1-1	0	3	3	2	5	1	0	0	0	15					
TEAM						1 2 3 1													

<b>Totals</b>	<b>30-66</b>	<b>9-19</b>	<b>18-23</b>	<b>13 29</b>	<b>42 22</b>	<b>87</b>	<b>16 15</b>	<b>2 4</b>	<b>200</b>										
TOTAL FG%	1st Half: 14-32 43.8%	2nd Half: 16-34 47.1%	Game: 45.5%	DEADBALL															
3-Pt. FG%	1st Half: 3-10 30.0%	2nd Half: 6-9 66.7%	Game: 47.4%	REBOUNDS															
F Throw %	1st Half: 10-12 83.3%	2nd Half: 8-11 72.7%	Game: 78.3%																

Elon 88		3-PT		REB															
No.	Player	FG-FGA	FG-FGA	FT-FTA	OF	DE	TOT	PF	TP	A	TO	BLK	S	MIN					
21	BEAUMONT, Ryley	7-10	0-0	1-2	1	1	2	3	15	0	0	0	1	32					
31	TROUTMAN, Lucas	9-13	0-0	3-9	2	3	5	3	21	1	5	2	2	26					
10	HAMILTON, Austin	6-13	4-8	4-4	0	4	4	2	20	5	3	0	1	28					
20	ISENBARGER, Jack	5-12	3-9	6-7	0	6	6	3	19	3	0	0	2	33					
24	KOCH, Sebastian	1-6	1-5	0-0	0	7	7	2	3	2	2	1	0	23					
0	BONNEY, Josh	0-2	0-0	0-0	0	0	0	0	0	1	1	0	0	7					
1	SPRADLIN, Drew	1-6	1-5	2-2	1	1	2	1	5	5	1	1	1	27					
11	BLAKE, Kevin	0-0	0-0	0-0	0	1	1	0	1	0	1	0	1	3					
23	EDOMWONYI, Egehosia	0-0	0-0	0-0	0	1	1	3	0	0	1	1	0	7					
32	WINTERS, Ryan	0-0	0-0	0-0	1	1	2	1	0	0	0	0	1	4					
44	ERVIN, Brett	2-2	1-1	0-0	1	1	2	2	5	0	1	0	0	10					
TEAM						2 2 4													

<b>Totals</b>	<b>31-64</b>	<b>10-28</b>	<b>16-24</b>	<b>9 27</b>	<b>36 21</b>	<b>88</b>	<b>18 14</b>	<b>5 9</b>	<b>200</b>										
TOTAL FG%	1st Half: 14-35 40.0%	2nd Half: 17-29 58.6%	Game: 48.4%	DEADBALL															
3-Pt. FG%	1st Half: 5-16 31.3%	2nd Half: 5-12 41.7%	Game: 35.7%	REBOUNDS															
F Throw %	1st Half: 5-10 50.0%	2nd Half: 11-14 78.6%	Game: 66.7%																

Officials: Dan Stryffler, Scott Smith, Barron Searles

Technical fouls: Chattanooga-TEAM. Elon-None.

Attendance: 1607

Score by Periods	1st	2nd	Total
Chattanooga	41	46	87
Elon	38	50	88

## JAN. 26, 2012 - DAVIDSON 64, UTC 63

- UTC snaps a seven-game home winning streak.
- Davidson came into the game shooting a league-best 50.3% from the floor in conference games... Mocs held the Wildcats to 38.6% (22-57) shooting.
- Chattanooga made a season-low seven FTs and tied a season-low with 14 FT attempts...the Mocs also tied a season-low 50% from the FT line.
- UTC was down two 57-55 with the ball with 3:20 left on the clock but could not close the gap... Davidson scored the next five to take a seven-point lead with 1:21 left...Chattanooga went on a 8-1 run with two threes from Keegan Bell, including a game-tying bomb from 25 feet with 4.5 seconds left to knot the score at 63.
- Davidson led by as many as 13, 45-32 on a Jake Cohen layup with 12:02 left in the game.
- The Mocs dominated the paint, outscoring Davidson 34-20.
- Freshman Jared Bryant had 10 points off the bench...shot 4-4 from the field and 2-2 from the FT line...season-high and game-high eight rebounds.
- Senior Keegan Bell tied the game at 63 on a 25-foot 3-pt. FG with 4.5 seconds left...finished with eight points on 3-10 shooting, 2-6 from 3-pt. range.
- Junior Dontay Hampton posted 10 points on 3-10 shooting, 1-6 from 3-pt. range and 3-4 from the FT line...7th game in double-figures...4th in SoCon action...added three boards, two assists and three steal.

• Senior Ricky Taylor had a team-high 14 points on 5-11 shooting, 2-4 from 3-pt. range and 2-4 from the FT line...added four boards and four assists...moves past Stanford Strickland (1981-84) for No. 12 in all-time FGs made with 379 and ties Isaac Conner (1996-99) for eighth all-time at UTC with 149 3-pt. FGs.

Davidson 64		3-PT		REB															
No.	Player	FG-FGA	FG-FGA	FT-FTA	OF	DE	TOT	PF	TP	A	TO	BLK	S	MIN					
15	COHEN, Jake	3-9	1-5	3-4	1	1	2	1	10	3	1	3	0	27					
24	BROOKS, De'Mon	2-5	0-2	1-2	2	8	10	2	5	1	4	0	1	23					
5	KUHLMAN, JP	5-8	4-5	2-2	0	4	4	1	16	4	0	0	2	32					
12	COCHRAN, Nik	2-8	1-7	1-2	0	0	0	1	6	5	3	0	1	26					
23	DRONEY, Tom	2-3	1-2	1-2	3	1	4	1	6	1	2	0	0	21					
4	KALINOSKI, Tyler	2-10	2-8	0-0	0	5	5	2	6	1	1	0	0	23					
20	REIGEL, Will	0-0	0-0	0-0	0	0	0	0	0	0	0	0	0	2					
34	BEN-EZE, Frank	0-0	0-0	0-2	1	1	2	0	0	0	1	1	0	8					
35	CZERAPOWICZ, Chris	3-8	2-7	1-2	0	8	8	2	9	0	1	0	0	23					
40	MANN, Clint	3-6	0-0	0-0	0	3	3	4	6	1	1	0	1	15					
TEAM						1 1													

<b>Totals</b>	<b>22-57</b>	<b>11-36</b>	<b>9-16</b>	<b>7 32</b>	<b>39 14</b>	<b>64</b>	<b>16 14</b>	<b>4 5</b>	<b>200</b>										
TOTAL FG%	1st Half: 11-26 42.3%	2nd Half: 11-31 35.5%	Game: 38.6%	DEADBALL															
3-Pt. FG%	1st Half: 6-16 37.5%	2nd Half: 5-20 25.0%	Game: 30.6%	REBOUNDS															
F Throw %	1st Half: 1-4 25.0%	2nd Half: 8-12 66.7%	Game: 56.3%																

Chattanooga 63		3-PT		REB															
No.	Player	FG-FGA	FG-FGA	FT-FTA	OF	DE	TOT	PF	TP	A	TO	BLK	S	MIN					
0	WATTAD, Omar	3-9	1-3	0-0	0	5	5	4	7	2	1	0	0	32					
20	ZLOVARIC, Drazen	5-7	0-0	0-0	0	2	2	4	10	0	2	1	0	22					
32	BURROUGHS, Jahmal	0-3	0-0	0-2	1	1	2	0	0	2	3	0	2	13					
3	BELL, Keegan	3-10	2-6	0-0	0	3	3	0	8	3	1	0	1	38					
22	TAYLOR, Ricky	5-11	2-4	2-4	0	4	4	4	14	4	4	0	0	27					
1	STOKES, Lance	0-0	0-0	0-0	0	0	0	0	0	0	0	0	0	1					
2	HAMPTON, Dontay	3-10	1-6	3-4	0	3	3	0	10	2	0	0	3	23					
11	WHITE, Ronrico	1-2	0-1	0-0	1	2	3	1	2	0	0	0	0	11					
30	MASON, Z.	1-6	0-0	0-2	0	5	5	1	2	0	0	0	0	15					
34	BRYANT, Jared	4-4	0-0	2-2	3	5	8	1	10	1	0	0	0	18					
TEAM						3 1 4													

<b>Totals</b>	<b>25-62</b>	<b>6-20</b>	<b>7-14</b>	<b>8 31</b>	<b>39 15</b>	<b>63</b>	<b>14 11</b>	<b>1 6</b>	<b>200</b>										
TOTAL FG%	1st Half: 12-32 37.5%	2nd Half: 13-30 43.3%	Game: 40.3%	DEADBALL															
3-Pt. FG%	1st Half: 1-7 14.3%	2nd Half: 5-13 38.5%	Game: 30.0%	REBOUNDS															
F Throw %	1st Half: 1-2 50.0%	2nd Half: 6-12 50.0%	Game: 50.0%																



# 2011-12 CHATTANOOGA BASKETBALL

REGULAR-SEASON SOCON CHAMPS: 1981, 1982, 1983, 1985, 1986, 1989, 1991, 1992, 1993, 1994

SOCON DIVISION CHAMPS: 1995, 1997, 1998, 2002, 2005, 2008, 2009, 2011

SOCON TOURNAMENT CHAMPS: 1981, 1982, 1983, 1988, 1993, 1994, 1995, 1997, 2005, 2009

NCAA TOURNAMENT: 1981, 1982, 1983, 1988, 1993, 1994, 1995, 1997 (SWEET 16), 2005, 2009

• Omar Wattad had a career-high 10 rebounds.

Georgia Southern 75		3-PT			REB									
No.	Player	FG-FGA	FG-FGA	FT-FTA	OF	DE	TOT	PF	TP	A	TO	BLK	S	MIN
32	BASKERVILLE, Cameron	0-2	0-0	2-2	1	1	2	4	2	0	3	0	0	12
0	DRAYTON, Ben	5-11	2-7	4-7	0	1	1	0	16	3	0	0	0	26
3	FERGUSON, Eric	6-10	1-2	2-2	2	5	7	4	15	0	2	2	0	28
5	HEWITT, Jelani	5-12	4-8	2-2	1	3	4	3	16	2	1	0	1	28
50	POWERS, Willie	4-11	1-4	2-2	1	5	6	3	11	7	3	1	0	32
1	PERNELL, Jessie	0-2	0-1	0-1	0	2	2	2	0	0	0	0	2	20
10	BAYNHAM, Marvin	3-4	0-0	0-0	3	3	6	2	6	1	1	0	2	27
11	BUSSEY, Tré	3-8	1-2	0-0	0	1	1	0	7	1	0	0	2	13
24	WADDELL, Chad	0-0	0-0	0-0	0	0	0	0	0	0	1	0	0	0+
25	BROWN, Tyrone	0-0	0-0	2-2	0	0	0	0	2	0	1	0	0	9
34	DUNNICAN, Kameron	0-0	0-0	0-0	0	1	1	0	0	0	1	0	0	5
Team				1		1		2						
<b>Totals</b>		<b>26-60</b>	<b>9-24</b>	<b>14-18</b>	<b>9</b>	<b>23</b>	<b>32</b>	<b>18</b>	<b>75</b>	<b>14</b>	<b>13</b>	<b>3</b>	<b>8</b>	<b>200</b>
TOTAL FG%		1st Half: 9-26 34.6%	2nd Half: 17-34 50.0%	Game: 43.3%		DEADBALL								
3-Pt. FG%		1st Half: 3-10 30.0%	2nd Half: 6-14 42.9%	Game: 37.5%		REBOUNDS								
FThrow %		1st Half: 5-7 71.4%	2nd Half: 9-11 81.8%	Game: 77.8%		0								

Chattanooga 72		3-PT			REB									
No.	Player	FG-FGA	FG-FGA	FT-FTA	OF	DE	TOT	PF	TP	A	TO	BLK	S	MIN
0	WATTAD, Omar	1-8	1-5	2-2	1	9	10	2	5	5	5	0	2	34
1	STOKES, Lance	0-2	0-0	4-4	2	1	3	3	4	0	0	0	0	17
20	ZLOVARIC, Drazen	8-12	0-0	0-1	2	8	10	3	16	1	2	0	1	33
3	BELL, Keegan	6-10	4-8	0-0	1	2	3	2	16	5	2	0	1	29
22	TAYLOR, Ricky	4-11	0-2	1-2	0	3	3	1	9	1	4	0	1	33
2	HAMPTON, Dontay	2-7	0-3	3-3	2	0	2	2	7	4	2	0	0	20
5	BAKER, Drew	2-2	0-0	0-1	2	1	3	4	4	0	1	0	0	14
11	WHITE, Ronrico	2-4	2-4	0-0	0	3	3	1	6	1	0	0	0	13
34	BRYANT, Jared	2-3	0-0	1-2	0	2	2	4	5	0	0	0	0	7
Team				1		1		1						
<b>Totals</b>		<b>27-59</b>	<b>7-22</b>	<b>11-15</b>	<b>11</b>	<b>29</b>	<b>40</b>	<b>22</b>	<b>72</b>	<b>17</b>	<b>17</b>	<b>0</b>	<b>5</b>	<b>200</b>
TOTAL FG%		1st Half: 15-31 48.4%	2nd Half: 12-28 42.9%	Game: 45.8%		DEADBALL								
3-Pt. FG%		1st Half: 4-11 36.4%	2nd Half: 3-11 27.3%	Game: 31.8%		REBOUNDS								
FThrow %		1st Half: 2-4 50.0%	2nd Half: 9-11 81.8%	Game: 73.3%		2								

Officials: Sidney Cohen, Jason Page, Mark Chafin  
Technical fouls: Georgia Southern-None. Chattanooga-None.  
Attendance: 4170

Score by Periods	1st	2nd	Total
Georgia Southern	26	49	75
Chattanooga	36	36	72

## FEB. 2, 2012 - WESTERN CAROLINA 82, UTC 76

- Chattanooga trailed by 16 (75-59) at the 5:38 mark, but the Mocs went on a 13-1 run over the next three minutes...UTC cut the lead to four 76-72 on FTs by Ricky Taylor at the 2:17 mark.
- WCU was on fire from long range, hitting six of its first 10 from behind the line...10 of first 12 FGs were 3s...finished 12-26 (46.2%) in the first half...came into the game last in the SoCon at 32.4% from deep...finished 15-41 from 3pt range...it is the most threes allowed by UTC this season.
- UTC's 18 turnovers were the most in a SoCon game this season.
- Omar Wattad (8-8), Lance Stokes (5-5) and Ronrico White (6-7) were 19-20 from the FT line...rest of the team 7-15...finished 25-35 (74.3%) on the night...season-highs for makes and attempts.
- Senior Keegan Bell scored 13 points on 5-13 shooting and 3-11 from 3pt range...added five boards and a team-high five assists...one shy of 500 career assists.
- Freshman Jared Bryant has nine points off the bench...shot 4-4 from the field and 1-3 from the FT line...team-high seven rebounds...averaging eight points and six rebounds last three games...3.3 ppg and 2.6 rpg on the year.
- Junior Dontay Hampton added 13 points on 5-9 shooting, 1-3 from 3pt range and 2-4 from the FT line...8th game in double-figures this season.
- Freshman Lance Stokes had a career-high 11 points making 3-3 from the field and 5-5 from the FT line...added five boards...started in place of the injured Jahmal Burroughs (hamstring).
- Senior Omar Wattad with a team-high 18 points on 4-13 shooting, 2-10 from 3-pt. range and 8-8 from the FT line...Career-high 8 FTs made (8 att)...all in the first half.

Chattanooga 76		3-PT			REB									
No.	Player	FG-FGA	FG-FGA	FT-FTA	OF	DE	TOT	PF	TP	A	TO	BLK	S	MIN
0	WATTAD, Omar	4-13	2-10	8-8	0	3	3	3	18	2	6	0	1	34
1	STOKES, Lance	3-3	0-0	5-5	3	2	5	1	11	0	1	0	1	18
20	ZLOVARIC, Drazen	0-2	0-0	0-0	2	4	2	0	0	1	0	0	1	11
3	BELL, Keegan	5-13	3-11	0-0	0	5	5	2	13	5	2	0	0	38
22	TAYLOR, Ricky	0-7	0-4	4-5	0	2	2	2	4	2	1	1	0	21

2	HAMPTON, Dontay	5-9	1-3	2-4	0	3	3	3	13	0	1	0	0	21
5	BAKER, Drew	0-1	0-0	0-3	2	1	3	3	0	0	3	0	0	17
10	BARIEKA, Martynas	0-1	0-0	0-0	1	1	2	0	0	0	0	0	0	4
11	WHITE, Ronrico	1-1	0-0	6-7	1	2	3	4	8	0	1	0	1	13
34	BRYANT, Jared	4-4	0-0	1-3	2	5	7	2	9	0	2	1	1	23
TEAM				1		1		2						

<b>Totals</b>		<b>22-54</b>	<b>6-28</b>	<b>26-35</b>	<b>12</b>	<b>27</b>	<b>39</b>	<b>22</b>	<b>76</b>	<b>9</b>	<b>18</b>	<b>2</b>	<b>4</b>	<b>200</b>
TOTAL FG%		1st Half: 9-24 37.5%	2nd Half: 13-30 43.3%	Game: 40.7%		DEADBALL								
3-Pt. FG%		1st Half: 2-10 20.0%	2nd Half: 4-18 22.2%	Game: 21.4%		REBOUNDS								
FThrow %		1st Half: 12-13 92.3%	2nd Half: 14-22 63.6%	Game: 74.3%		4								

Davidson 82		3-PT			REB									
No.	Player	FG-FGA	FG-FGA	FT-FTA	OF	DE	TOT	PF	TP	A	TO	BLK	S	MIN
32	KING, Tawaski	3-6	0-0	2-3	7	7	14	3	8	0	4	0	1	26
40	ROSS, Preston	1-4	0-0	0-0	1	0	1	1	2	0	1	0	1	10
4	COLE, Keaton	6-20	6-19	0-0	0	0	0	1	18	4	1	0	0	39
5	SUMLER, Trey	3-10	3-7	5-8	1	1	2	4	14	8	1	0	2	38
24	BOGGS, Brandon	8-15	5-12	0-0	1	1	2	5	21	1	1	0	0	29
0	TANKELEWICZ, Tom	0-0	0-0	3-4	0	3	3	3	1	0	0	0	0	5
1	HALL, Kenneth	0-0	0-0	0-0	0	3	3	0	0	0	0	1	1	9
22	MUTOMBO, Harouna	5-8	1-1	3-5	5	4	9	2	14	2	2	0	3	32
25	SINCLAIR, James	0-2	0-0	0-0	0	1	1	0	0	1	0	0	1	9
33	HOLLIS, Ishmael	0-0	0-0	2-2	0	0	0	2	2	0	0	0	1	3
TEAM				2		3		1						

<b>Totals</b>		<b>26-65</b>	<b>15-41</b>	<b>15-22</b>	<b>17</b>	<b>21</b>	<b>38</b>	<b>24</b>	<b>82</b>	<b>17</b>	<b>11</b>	<b>1</b>	<b>10</b>	<b>200</b>
TOTAL FG%		1st Half: 15-36 41.7%	2nd Half: 11-29 37.9%	Game: 40.0%		DEADBALL								
3-Pt. FG%		1st Half: 12-26 46.2%	2nd Half: 3-15 20.0%	Game: 36.6%		REBOUNDS								
FThrow %		1st Half: 3-4 75.0%	2nd Half: 12-18 66.7%	Game: 68.2%		4								

Officials: Anthony Jordan, Chuck Jones, Jerry Heater  
Technical fouls: Chattanooga-None. Western Carolina-None.  
Attendance: 2047

Score by Periods	1st	2nd	Total
Chattanooga	32	44	76
Western Carolina	45	37	82

## FEB. 4, 2012 - DAVIDSON 88, UTC 61

- UTC has lost eight straight at Davidson...last win was a 74-63 victory on Jan. 18, 1997...Mocs lead the all-time series 32-23, but are 10-14 at Davidson.
- UTC was outrebounded (41-27) for the first time in nine games ... last time was at Tennessee on Jan. 2.
- Davidson shot 17-40 (42.5%) from 3-pt. range ... it is the most threes in a SoCon game this season.
- Senior Keegan Bell recorded his 500th career assist in the game...he is the Mocs all-time assist leader and is just three shy of 600 in collegiate career including the 95 as a freshman at Vanderbilt.
- Freshman Ronrico White continues his fine play off the bench with nine points...3-7 from the field and 3-4 from the FT line...most points since scoring nine against Hiwassee on Dec. 21... his season high of 11 came at College of Charleston on Dec. 3 and Spalding on Dec. 13.
- Junior Drazen Zlovaric led the team with 15 points..4th time leading in scoring...shot 6-9 from the field and 3-4 from the FT line...led in rebounding as with with six which is the 12th time he has paced the boarding effort.

Chattanooga 61		3-PT			REB									
No.	Player	FG-FGA	FG-FGA	FT-FTA	OF	DE	TOT	PF	TP	A	TO	BLK	S	MIN
0	WATTAD, Omar	3-11	2-4	1-3	1	3	4	2	9	1	0	0	2	25
1	STOKES, Lance	1-1	0-0	1-1	1	1	2	3	1	2	0	0	0	17
20	ZLOVARIC, Drazen	6-9	0-0	3-4	1	5	6	2	15	0	3	0	0	29
22	TAYLOR, Ricky	2-9	1-5	2-2	1	2	3	1	7	2	2	0	1	27
3	BELL, Keegan	0-3	0-3	2-2	0	1	1	0	2	3	2	0	1	36
2	HAMPTON, Dontay	3-6	1-1	2-3	1	2	3	2	9	1	0	0	2	22
5	BAKER, Drew	2-4	0-0	1-3	1	0	1	2	5	0	1	0	0	11
10	BARIEKA, Martynas	0-0	0-0	0-0	0	0	0	0	0	0	0	0	0	2
11	WHITE, Ronrico	3-7	0-0	3-4	0	0	0	1	9	0	0	0	0	18
12	BROWN, Trey	0-0	0-0	0-0	0	0	0	0	0	0	0	0	0	2
34	BRYANT, Jared	1-2	0-0	0-0	2	1	3	3	2	0	1	0	0	11
TEAM				4		4		1						

<b>Totals</b>		<b>21-52</b>	<b>4-13</b>	<b>15-22</b>	<b>8</b>	<b>19</b>	<b>27</b>	<b>15</b>	<b>61</b>	<b>8</b>	<b>11</b>	<b>0</b>	<b>6</b>	<b>200</b>
TOTAL FG%		1st Half: 11-29 37.9%	2nd Half: 10-23 43.5%	Game: 40.4%		DEADBALL								
3-Pt. FG%		1st Half: 2-10 20.0%	2nd Half: 2-3 66.7%	Game: 30.8%		REBOUNDS								
FThrow %		1st Half: 6-9 66.7%	2nd Half: 9-13 69.2%	Game: 68.2%		4								

Davidson 88		3-PT			REB									
No.	Player	FG-FGA	FG-FGA	FT-FTA	OF	DE	TOT	PF	TP	A	TO	BLK	S	MIN
15	COHEN, Jake	3-4	1-1	4-4	2	6	8	2	11	2	2	1	0	27
24	BROOKS, De'Mon	5-9	2-2	1-1	2	5	7	5	13	4	2	0	3	17
5	KUHLMAN, JP	2-11	1-8	0-0	0	2	2	1	5	7	2	0	0	27



# 2011-12 CHATTANOOGA BASKETBALL

REGULAR-SEASON SOCON CHAMPS: 1981, 1982, 1983, 1985, 1986, 1989, 1991, 1992, 1993, 1994

SOCON DIVISION CHAMPS: 1995, 1997, 1998, 2002, 2005, 2008, 2009, 2011

SOCON TOURNAMENT CHAMPS: 1981, 1982, 1983, 1988, 1993, 1994, 1995, 1997, 2005, 2009

NCAA TOURNAMENT: 1981, 1982, 1983, 1988, 1993, 1994, 1995, 1997 (SWEET 16), 2005, 2009

12 COCHRAN, Nik	5-10	5-9	0-0	0	1	1	2	15	2	1	0	1	29
23 DRONEY, Tom	3-4	0-1	0-0	1	4	5	3	6	3	1	0	0	21
1 MEJRI, Youssef	0-2	0-1	0-0	0	0	0	0	0	1	0	0	0	1
2 ARCHIE II, Mason	2-3	1-1	0-0	3	1	4	0	5	0	0	0	0	1
4 KALINOSKI, Tyler	1-4	1-3	0-0	0	0	0	0	3	1	0	0	0	19
14 TORMEY, Clay	0-0	0-0	0-0	0	0	0	0	0	0	0	0	0	2
20 REIGEL, Will	0-0	0-0	0-0	1	0	1	1	0	0	0	0	0	3
22 MACKAY, Ali	0-0	0-0	0-0	0	0	0	0	0	0	0	0	0	2
25 ATKINSON, AJ	0-0	0-0	0-0	0	0	0	1	0	0	0	0	0	3
34 BEN-EZE, Frank	2-2	0-0	0-0	1	1	2	1	4	0	0	1	0	8
35 CZERAPOWICZ, Chris	7-14	6-13	1-1	1	2	3	3	21	1	0	1	0	25
40 MANN, Clint	2-3	0-1	1-1	2	3	5	1	5	1	4	0	3	15
TEAM				1	2	3							

<b>Totals</b>	<b>32-66</b>	<b>17-40</b>	<b>7-7</b>	<b>14</b>	<b>27</b>	<b>41</b>	<b>20</b>	<b>88</b>	<b>22</b>	<b>12</b>	<b>3</b>	<b>7</b>	<b>200</b>
TOTAL FG%	1st Half: 17-30 56.7%	2nd Half: 15-36 41.7%	Game: 48.5%	DEADBALL									
3-Pt. FG%	1st Half: 7-19 36.8%	2nd Half: 10-21 47.6%	Game: 42.5%	REBOUNDS									
FThrow %	1st Half: 6-6 100%	2nd Half: 1-1 100%	Game: 100%	0									

Officials: Marc Ellard, Timothy Andrews, Matt Potter  
 Technical fouls: Chattanooga-None. Davidson-None.  
 Attendance: 4583

Score by Periods	1st	2nd	Total
Chattanooga	30	31	61
Davidson	47	41	88

## FEB. 9, 2012 - UTC 83, ELON 75

- Mocs snapped a seven-game losing streak with an 83-75 win over Elon.
- Chattanooga committed just nine turnovers, its second-lowest total of the season and the third time with less than 10.
- UTC shot 30-61 from the field ... the 49.2% is the highest against a Division I opponent this season.
- The Mocs were 11-24 from 3-pt. range ... 7th time this season with 10+ 3-pt. FGs.
- UTC's bench outscored Elon 25-6.
- Chattanooga had assists on its first seven baskets of the game.
- Senior Jahmal Burroughs returned after missing three games due to a hamstring injury...tied a career high with 11 points while posting new career bests with nine rebounds and three assists... shot 3-3 from the field and 5-8 from the FT line.
- Senior Ricky Taylor tallied a season and game-high 24 points...8-18 from the field, 3-8 from 3-pt. range and 5-5 from the FT line...moved into 6th place on the Mocs' all-time scoring list with 1,180 points passing David Phillips (1997-00) tonight.
- Senior Omar Wattad had 22 points on 8-15 shooting, 6-10 from 3-pt. range adding eight rebounds.
- Junior Drazen Zlovacic chipped in 12 points on 6-11 shooting...grabbed eight rebounds.

<b>Elon 75</b>	<b>3-PT</b>	<b>REB</b>											
<b>No. Player</b>	<b>FG-FGA</b>	<b>FG-FGA</b>	<b>FT-FTA</b>	<b>OF</b>	<b>DE</b>	<b>TOT</b>	<b>PF</b>	<b>TP</b>	<b>A</b>	<b>TO</b>	<b>BLK</b>	<b>S</b>	<b>MIN</b>
21 BEAUMONT, Ryley	4-6	0-0	2-3	3	3	6	4	10	2	2	1	0	28
31 TROUTMAN, Lucas	6-13	0-0	1-2	3	0	3	2	13	1	1	0	1	29
1 SPRADLIN, Drew	4-7	1-4	3-5	1	2	3	3	12	3	1	0	0	31
20 ISENBARGER, Jack	5-12	4-9	0-0	1	4	5	1	14	8	3	0	2	35
24 KOCH, Sebastian	7-20	5-15	1-1	0	5	5	2	20	3	1	0	0	35
0 BONNEY, Josh	0-1	0-1	0-0	0	1	1	0	0	1	1	0	0	5
11 BLAKE, Kevin	1-1	0-0	0-0	0	2	2	2	2	0	0	0	0	11
23 EDOMWONYI, Egehsosa	1-3	0-0	0-0	3	0	3	1	2	1	0	1	0	11
44 ERVIN, Brett	1-4	0-1	0-0	2	2	4	1	2	0	1	0	0	15
TEAM				2	3	5							

<b>Totals</b>	<b>29-67</b>	<b>10-30</b>	<b>7-11</b>	<b>15</b>	<b>22</b>	<b>37</b>	<b>17</b>	<b>75</b>	<b>21</b>	<b>10</b>	<b>3</b>	<b>3</b>	<b>200</b>
TOTAL FG%	1st Half: 15-31 48.4%	2nd Half: 14-36 38.9%	Game: 43.3%	DEADBALL									
3-Pt. FG%	1st Half: 6-17 35.3%	2nd Half: 4-13 30.8%	Game: 33.3%	REBOUNDS									
FThrow %	1st Half: 5-5 100%	2nd Half: 2-6 33.3%	Game: 63.6%	2									

<b>Chattanooga 83</b>	<b>3-PT</b>	<b>REB</b>											
<b>No. Player</b>	<b>FG-FGA</b>	<b>FG-FGA</b>	<b>FT-FTA</b>	<b>OF</b>	<b>DE</b>	<b>TOT</b>	<b>PF</b>	<b>TP</b>	<b>A</b>	<b>TO</b>	<b>BLK</b>	<b>S</b>	<b>MIN</b>
0 WATTAD, Omar	8-15	6-10	0-0	2	6	8	3	22	2	1	0	0	27
1 STOKES, Lance	0-1	0-0	0-1	0	2	2	3	0	0	1	0	0	12
20 ZLOVARIC, Drazen	6-11	0-0	0-0	2	6	8	1	12	1	0	1	0	33
3 BELL, Keegan	0-1	0-1	0-0	0	0	0	0	5	3	0	2	34	
22 TAYLOR, Ricky	8-18	3-8	5-5	0	3	3	2	24	1	2	0	2	29
2 HAMPTON, Dontay	2-6	1-3	2-2	1	1	2	2	7	3	0	0	0	18
5 BAKER, Drew	0-1	0-0	0-2	1	1	2	1	0	0	0	1	0	4
11 WHITE, Ronrico	3-5	1-2	0-0	0	0	0	0	7	0	0	0	1	12
32 BURROUGHS, Jahmal	3-3	0-0	5-8	5	4	9	2	11	3	2	0	1	24
34 BRYANT, Jared	0-0	0-0	0-0	0	0	0	1	0	1	0	0	0	7
TEAM				1	2	3							

<b>Totals</b>	<b>30-61</b>	<b>11-24</b>	<b>12-18</b>	<b>12</b>	<b>25</b>	<b>37</b>	<b>15</b>	<b>83</b>	<b>16</b>	<b>9</b>	<b>2</b>	<b>6</b>	<b>200</b>
TOTAL FG%	1st Half: 16-31 51.6%	2nd Half: 14-30 46.7%	Game: 49.2%	DEADBALL									
3-Pt. FG%	1st Half: 4-12 33.3%	2nd Half: 7-12 58.3%	Game: 45.8%	REBOUNDS									
FThrow %	1st Half: 2-4 50.0%	2nd Half: 10-14 71.4%	Game: 66.7%	3									

Officials: Samuel Croft, Billy Dunlap, Jeffrey Smith  
 Technical fouls: Elon-None. Chattanooga-None.  
 Attendance: 2606

Score by Periods	1st	2nd	Total
Elon	41	34	75
Chattanooga	38	45	83

## FEB. 11, 2012- UCG 77, UTC 76

- UCG's Derrell Armstrong hit a driving layup with 16 seconds left on the clock to give the Spartans a 77-76 lead...Chattanooga had two contested looks in its final possession...Keegan Bell's three at the buzzer was partially blocked by David Williams.
- The Mocs were 24-30 from the foul line tonight...second most FTs made in a game this season.
- UCG shot 12-25 (48.0%) from 3pt range...its best percentage in a SoCon game this season.
- Of Chattanooga's 10 losses in SoCon action, five have been by six points or less...three have been by one point.
- Mocs trailed by as many as 10 in the second half before making a comeback to take a four-point lead (74-70) with 1:39 on the clock.
- Chattanooga had four starters score in double-figures for the first time since the Tennessee game on Jan. 2.
- Tonight's attendance of 5,166 is a season-high.
- Senior Jahmal Burroughs posted first career double-double with 10 points and a game-high 12 rebounds...career-best 8-9 from the FT line...21 points and 20 rebounds in two games back after missing three with a hamstring injury.
- Junior Drazen Zlovacic scored team and career-high 22 points...17th game in double-figures, first with 20+...shot 11-15 from the field...added seven rebounds.
- Senior Ricky Taylor had 12 points...21st game in double figures this season...66th of his career.
- Senior Omar Wattad tallied 15 points...17th game in double-figures, 38th career...career-high two blocks...had four in his previous 56 games at UTC.

<b>UNCG 77</b>	<b>3-PT</b>	<b>REB</b>											
<b>No. Player</b>	<b>FG-FGA</b>	<b>FG-FGA</b>	<b>FT-FTA</b>	<b>OF</b>	<b>DE</b>	<b>TOT</b>	<b>PF</b>	<b>TP</b>	<b>A</b>	<b>TO</b>	<b>BLK</b>	<b>S</b>	<b>MIN</b>
15 SIMPSON, Trevis	11-24	5-10	1-5	1	2	3	3	28	1	2	0	0	26
41 BRACKETT, Aaron	1-3	0-0	0-0	0	1	1	1	2	0	1	0	0	6
00 WILLIAMS, David	0-1	0-0	0-0	0	4	4	0	4	3	1	3	29	
1 PARKER, Drew	3-4	3-4	0-0	0	2	2	0	9	5	1	0	1	25
11 VAN DUSSEN, Korey	0-3	0-1	0-0	0	1	1	2	0	1	1	0	1	25
3 ARMSTRONG, Derrell	2-9	0-3	6-6	1	4	5	4	10	4	2	0	1	21
12 RANDALL, Kyle	4-7	2-3	1-1	0	1	1	3	11	2	2	0	0	24
13 HENRY, Aloysius	2-4	0-0	5-6	2	5	7	3	9	0	1	0	1	19
31 PAULOS, Nick	2-4	2-4	2-2	0	3	3	0	8	1	0	0	0	11
51 HOFFER, Taylor	0-1	0-0	0-0	1	1	2	0	0	1	2	0	14	
TEAM				3	3	6							

<b>Totals</b>	<b>25-60</b>	<b>12-25</b>	<b>15-20</b>	<b>8</b>	<b>27</b>	<b>35</b>	<b>22</b>	<b>77</b>	<b>18</b>	<b>14</b>	<b>3</b>	<b>7</b>	<b>200</b>
TOTAL FG%	1st Half: 13-29 44.8%	2nd Half: 12-31 38.7%	Game: 41.7%	DEADBALL									
3-Pt. FG%	1st Half: 5-12 41.7%	2nd Half: 7-13 53.8%	Game: 48.0%	REBOUNDS									
FThrow %	1st Half: 7-12 58.3%	2nd Half: 8-8 100%	Game: 75.0%	5									

<b>Chattanooga 76</b>	<b>3-PT</b>	<b>REB</b>											
<b>No. Player</b>	<b>FG-FGA</b>	<b>FG-FGA</b>	<b>FT-FTA</b>	<b>OF</b>	<b>DE</b>	<b>TOT</b>	<b>PF</b>	<b>TP</b>	<b>A</b>	<b>TO</b>	<b>BLK</b>	<b>S</b>	<b>MIN</b>
0 WATTAD, Omar	3-13	2-7	7-7	1	2	3	2	15	3	2	2	1	30
20 ZLOVARIC, Drazen	11-15	0-0	0-1	4	3	7	3	22	0	2	0	0	31
32 BURROUGHS, Jahmal	1-4	0-1	8-9	4	8	12	1	10	0	2	0	0	30
3 BELL, Keegan	1-12	1-9	4-6	3	3	6	2	7	6	2	0	0	38
22 TAYLOR, Ricky	5-11	0-3	2-2	0	4	4	1	12	2	2	1	0	31
1 STOKES, Lance	0-0	0-0	0-0	0	0	0	0	0	2	0	1	8	
2 HAMPTON, Dontay	1-4	0-1	0-0	0	1	1	0	2	0	0	0	1	5
5 BAKER, Drew	0-0	0-0	0-0	0	0	0	2	0	0	0	0	0	2
10 BARIKA, Martynas	0-0	0-0	0-0	0	2	2	0	0	0	0	0	0	5
11 WHITE, Ronrico	2-4	1-2	3-5	1	2	3	0	8	0	2	0	2	11
34 BRYANT, Jared	0-1	0-0	0-0	1	1	2	0	0	1	0	0	0	9
TEAM				2	1	3							

<b>Totals</b>	<b>24-64</b>	<b>4-23</b>	<b>24-30</b>	<b>16</b>	<b>27</b>	<b>43</b>	<b>17</b>	<b>76</b>	<b>11</b>	<b>15</b>	<b>3</b>	<b>5</b>	<b>200</b>
TOTAL FG%	1st Half: 12-38 31.6%	2nd Half: 12-26 46.2%	Game: 37.5%	DEADBALL									
3-Pt. FG%	1st Half: 3-17 17.6%	2nd Half: 1-6 16.7%	Game: 17.4%	REBOUNDS									
FThrow %	1st Half: 10-14 71.4%	2nd Half: 14-16 87.5%	Game: 80.0%	3									

Officials: Sean Casey, Kyle Neve, Nathan Quick



# 2011-12 CHATTANOOGA BASKETBALL

REGULAR-SEASON SOCON CHAMPS: 1981, 1982, 1983, 1985, 1986, 1989, 1991, 1992, 1993, 1994

SOCON DIVISION CHAMPS: 1995, 1997, 1998, 2002, 2005, 2008, 2009, 2011

SOCON TOURNAMENT CHAMPS: 1981, 1982, 1983, 1988, 1993, 1994, 1995, 1997, 2005, 2009

NCAA TOURNAMENT: 1981, 1982, 1983, 1988, 1993, 1994, 1995, 1997 (SWEET 16), 2005, 2009

Technical fouls: UNCG-None. Chattanooga-TEAM.  
Attendance: 5166

Score by Periods	1st	2nd	Total
UNCG	38	39	77
Chattanooga	37	39	76

## FEB. 15, 2012 - APP STATE 79, UTC 70

- Mocs now lead the series 42-30 in the 72nd meeting between the two teams... UTC holds 34-27 advantage in regular-season conference meetings and is 11-20 in Boone.
- Chattanooga trailed by 21, 52-31, with 15:47 to play in the game... got as close as nine four times on the backs of its bench players... the reserves scored 39 of the 45 second half points... Martynas Bareika had a career-high 16 minutes.
- UTC shot just 33.3 percent (23-69) for the game, but hit 40 percent (14-35) in the second half.
- The Mocs held a 46-42 advantage on the boards, 22-13 over the final 15 minutes.
- Chattanooga's bench scored 45 points on the night... 2nd highest total of the season, tops against DI competition.
- Sophomore Ronrico White had a career-high 16 points, all in second half... 3rd game in double figures... just 3-11 FG, but hit 2-5 3pt and 8-10 FT.
- Junior Dontay Hampton also scored a career high with 17 points... six rebounds, three assists and two steals... season-high 29 minutes played... 5-11 FG, 2-4 3pt and 5-5 FT... 9th game in double figures, 11th career.
- Junior Drazen Zlovacic tallied 12 points on 5-8 FG & 2-2 FT... team-high nine rebounds, five offensive... 18th game in double figures... 13th time he has led the Mocs in rebounding.
- Freshman Jared Bryant had 7 points and seven rebounds, all in 16 minutes of second half playing time, 20 for the game.

Chattanooga 70		3-PT		REB											
No.	Player	FG-FGA	FG-FGA	FT-FTA	OF	DE	TOT	PF	TP	A	TO	BLK	S	MIN	
20	ZLOVARIC, Drazen	5-8	0-0	2-2	5	4	9	1	12	0	1	0	1	20	
32	BURROUGHS, Jahmal	1-6	0-0	1-2	3	4	7	0	3	0	2	0	0	17	
0	WATTAD, Omar	3-12	1-8	0-0	0	2	2	0	7	1	1	0	0	19	
3	BELL, Keegan	1-6	1-6	0-0	0	0	0	0	3	1	2	0	0	21	
22	TAYLOR, Ricky	0-3	0-1	0-0	1	0	1	2	0	0	0	0	0	14	
1	STOKES, Lance	0-2	0-0	0-0	1	3	4	5	0	0	0	0	0	7	
2	HAMPTON, Dontay	5-11	2-4	5-5	0	6	6	4	17	3	2	0	2	29	
5	BAKER, Drew	1-2	0-0	1-2	3	1	4	2	3	1	0	0	1	11	
10	BARIEKA, Martynas	1-5	0-1	0-0	3	1	4	1	2	1	0	0	0	16	
11	WHITE, Ronrico	3-11	2-5	8-10	0	0	0	2	16	2	1	0	1	26	
34	BRYANT, Jared	3-3	0-0	1-2	4	3	7	3	7	0	0	0	1	20	
	TEAM				2	2									
<b>Totals</b>		<b>23-69</b>	<b>6-25</b>	<b>18-23</b>	<b>22</b>	<b>24</b>	<b>46</b>	<b>20</b>	<b>70</b>	<b>9</b>	<b>9</b>	<b>0</b>	<b>6</b>	<b>200</b>	

TOTAL FG%	1st Half: 9-34 26.5%	2nd Half: 14-35 40.0%	Game: 33.3%	DEADBALL
3-Pt. FG%	1st Half: 4-16 25.0%	2nd Half: 2-9 22.2%	Game: 24.0%	REBOUNDS
FThrow %	1st Half: 3-4 75.0%	2nd Half: 15-19 78.9%	Game: 78.3%	2

Appalachian State 79		3-PT		REB											
No.	Player	FG-FGA	FG-FGA	FT-FTA	OF	DE	TOT	PF	TP	A	TO	BLK	S	MIN	
11	HEALY, Nathan	4-7	1-2	2-2	2	4	6	3	11	0	1	1	0	26	
54	HAUSLEY, Petey	2-3	0-0	1-3	2	0	2	4	5	1	1	1	0	16	
2	HAMILTON, Tab	4-13	0-5	1-2	0	2	2	3	9	0	2	0	1	35	
23	NEAL, Mike	6-15	4-9	7-10	0	4	4	2	23	3	2	0	1	38	
33	WOODS, Mitch	3-3	0-0	2-3	1	4	5	4	8	4	0	1	0	23	
3	VILARINO, G.J.	1-4	1-2	0-0	0	1	1	0	3	1	0	0	1	8	
13	TRICE, Jamaal	3-3	1-1	1-2	0	0	0	0	8	1	2	0	1	15	
21	CARTER, Omar	2-7	1-2	1-1	3	2	5	1	6	0	0	1	1	15	
24	OKAM, Brian	0-0	0-0	0-0	0	0	0	1	0	0	0	0	0	1	
32	BUTTS, Isaac	2-4	0-0	2-4	6	10	16	4	6	3	3	3	0	23	
	TEAM				1	1									
<b>Totals</b>		<b>27-59</b>	<b>8-21</b>	<b>17-27</b>	<b>15</b>	<b>27</b>	<b>42</b>	<b>22</b>	<b>79</b>	<b>13</b>	<b>11</b>	<b>7</b>	<b>5</b>	<b>200</b>	

TOTAL FG%	1st Half: 16-35 45.7%	2nd Half: 11-24 45.8%	Game: 45.8%	DEADBALL
3-Pt. FG%	1st Half: 6-13 46.2%	2nd Half: 2-8 25.0%	Game: 38.1%	REBOUNDS
FThrow %	1st Half: 2-5 40.0%	2nd Half: 15-22 68.2%	Game: 63.0%	3

Officials: Billy Dunlap, Haywood Bostic, Charlie Balunek  
Technical fouls: Chattanooga-None. Appalachian State-None.  
Attendance: 1271

Score by Periods	1st	2nd	Total
Chattanooga	25	45	70
Appalachian State	40	39	79

## FEB. 18, 2012 - THE CITADEL 48, UTC 46

- This is the 11th loss this season by nine points or less... eighth by three points or less.
- Each of the last six games of the series have been decided by eight points or less.
- Chattanooga defense held the Bulldogs to just one field goal (3pt) over a 9:36 stretch in the first half.
- The Citadel scored eight points in the first 13 minutes of the second half... had 15 in the final seven minutes.
- UTC led 43-36 following a Dontay Hampton three-pointer at the 5:50 mark... The Citadel closed on a 12-3 run to end the game.
- The Mocs went 1-8 from the field, 0-3 from 3-pt. range and 1-4 from the FT line in the final 5:20 of action.
- Chattanooga was 17-53 (32.1%) from the field... its worst shooting night since going 17-63 (27.0%) at Indiana in the season opener.
- UTC tied a season-low with only eight turnovers.
- Senior Keegan Bell's six assists gives him 179 assists which is No. 5 on the Mocs' single-season list... extends his UTC career record to 520.
- Junior Dontay Hampton tallied 12 points on 4-7 shooting, 2-3 from 3pt range and 2-3 from the FT line... 29 points last two games.
- Senior Drazen Zlovacic had 11 points (4-6 FG & 3-4 FT) and six rebounds.

The Citadel 48		3-PT		REB											
No.	Player	FG-FGA	FG-FGA	FT-FTA	OF	DE	TOT	PF	TP	A	TO	BLK	S	MIN	
15	ROBERTSON, Jordan	1-6	0-0	0-0	1	1	2	3	2	1	0	0	2	15	
34	HOLSTON, Bo	2-5	1-2	0-0	0	1	1	3	5	1	0	0	1	24	
31	GROSELLE, Mike	3-3	0-0	2-4	4	11	15	3	8	2	4	2	0	36	
10	HARRIS III, Marshall	3-7	2-4	0-0	0	0	0	0	8	3	2	0	1	32	
11	WRIGHT, DeVontae	2-5	2-3	0-0	0	5	5	1	6	5	4	1	1	34	
12	MOORE, Ashton	0-1	0-1	0-0	0	2	2	0	0	1	2	0	0	9	
24	MILLER, Lawrence	5-10	5-10	0-0	1	0	1	2	15	2	1	0	0	23	
25	BRAY, C.J.	2-3	0-1	0-0	0	3	3	1	4	0	2	1	0	23	
44	HORGAN, P.J.	0-0	0-0	0-0	0	1	1	1	0	0	0	0	0	4	
	TEAM				1	1									
<b>Totals</b>		<b>18-40</b>	<b>10-21</b>	<b>2-4</b>	<b>6</b>	<b>25</b>	<b>31</b>	<b>16</b>	<b>48</b>	<b>15</b>	<b>17</b>	<b>4</b>	<b>5</b>	<b>200</b>	

TOTAL FG%	1st Half: 9-20 45.0%	2nd Half: 9-20 45.0%	Game: 45.0%	DEADBALL
3-Pt. FG%	1st Half: 6-11 54.5%	2nd Half: 4-10 40.0%	Game: 47.6%	REBOUNDS
FThrow %	1st Half: 1-2 50.0%	2nd Half: 1-2 50.0%	Game: 50.0%	2

Chattanooga 46		3-PT		REB											
No.	Player	FG-FGA	FG-FGA	FT-FTA	OF	DE	TOT	PF	TP	A	TO	BLK	S	MIN	
0	WATTAD, Omar	0-11	0-8	1-2	1	0	1	1	1	0	1	0	2	25	
20	ZLOVARIC, Drazen	4-6	0-0	3-4	4	2	6	3	11	0	1	0	0	28	
32	BURROUGHS, Jahmal	3-5	0-0	1-4	3	4	7	3	7	2	0	2	2	28	
3	BELL, Keegan	2-8	0-5	1-1	0	1	1	1	5	6	4	0	2	34	
22	TAYLOR, Ricky	1-8	1-4	1-2	0	4	4	0	4	2	1	0	0	26	
1	STOKES, Lance	1-1	0-0	0-0	0	1	1	1	2	0	0	0	1	11	
2	HAMPTON, Dontay	4-7	2-3	2-3	1	1	2	1	12	0	1	0	1	21	
11	WHITE, Ronrico	1-4	0-1	0-0	0	0	0	0	2	0	0	0	0	15	
34	BRYANT, Jared	1-3	0-0	0-0	1	1	2	1	2	0	0	0	0	12	
	TEAM				3	2	5								
<b>Totals</b>		<b>17-53</b>	<b>3-21</b>	<b>9-16</b>	<b>13</b>	<b>16</b>	<b>29</b>	<b>11</b>	<b>46</b>	<b>10</b>	<b>8</b>	<b>2</b>	<b>8</b>	<b>200</b>	

TOTAL FG%	1st Half: 10-27 37.0%	2nd Half: 7-26 26.9%	Game: 32.1%	DEADBALL
3-Pt. FG%	1st Half: 2-11 18.2%	2nd Half: 1-10 10.0%	Game: 14.3%	REBOUNDS
FThrow %	1st Half: 4-5 80.0%	2nd Half: 5-11 45.5%	Game: 56.3%	5

Officials: Samuel Croft, Brett Miles, Jason Page  
Technical fouls: The Citadel-None. Chattanooga-None.  
Attendance: 3238

Score by Periods	1st	2nd	Total
The Citadel	25	23	48
Chattanooga	26	20	46



# 2011-12 CHATTANOOGA BASKETBALL

REGULAR-SEASON SOCON CHAMPS: 1981, 1982, 1983, 1985, 1986, 1989, 1991, 1992, 1993, 1994

SOCON DIVISION CHAMPS: 1995, 1997, 1998, 2002, 2005, 2008, 2009, 2011

SOCON TOURNAMENT CHAMPS: 1981, 1982, 1983, 1988, 1993, 1994, 1995, 1997, 2005, 2009

NCAA TOURNAMENT: 1981, 1982, 1983, 1988, 1993, 1994, 1995, 1997 (SWEET 16), 2005, 2009

## FEB. 23, 2012 - FURMAN 65, UTC 55

- Furman out-rebounded the Mocs 43-33 on the night including 13 on the offensive end... despite the 13 rebounds on the offensive end amounted to 11 points.
- Chattanooga's bench scored 30 of its 55 points... also had 17 of 33 rebounds.
- UTC struggled shooting on the night making just 31.5 percent from the field (17-54) including a 5-19 performance (26.3%) from 3pt range... Paladins shot 41.5% (22-53) from the floor, 21.7% (5-23) from behind the arc.
- Senior Keegan Bell had 5 assists tonight... 23rd time this season with five or more, 60th career... now has 184 assists on the season moving into third on the Mocs season record list... passed Ray Trowell's 180 in 2002-03 and his own 182 last season... his three seasons have netted the third (current), fourth and 7th (159 in 2009-10) best season totals in school history.
- Senior Ricky Taylor posted 13 points on 4-9 shooting, 2-3 from 3pt range, and 3-4 at FT line... 22nd game this season in double digits, 67th in his career... 10th time he's led team in scoring in 2011-12, 27th career... scored his 1,200th point tonight, now with 1,209... 6th-best scoring total in the Mocs DI era... moved into top 10 in field goals made passing David Phillips (1997-00)... has 403 for his career.
- Sophomore Z. Mason played his first game since Davidson at home on January 6 missing seven games... 4 points and six rebounds in 16 minutes.
- Freshman Ronrico White tallied 10 points on 4-9 from the floor, 2-5 beyond the arc.

Chattanooga 55		3-PT		REB												
No.	Player	FG-FGA	FG-FGA	FT-FTA	OF	DE	TOT	PF	TP	A	TO	BLK	S	MIN		
20	ZLOVARIC, Drazen	2-3	0-0	0-0	0	0	0	4	4	0	0	0	0	12		
32	BURROUGHS, Jahmal	0-1	0-0	1-4	2	3	5	2	1	1	2	0	2	21		
0	WATTAD, Omar	2-9	1-4	0-0	0	0	0	0	5	2	1	0	0	21		
3	BELL, Keegan	1-8	0-4	0-0	0	3	3	2	2	5	2	0	3	25		
22	TAYLOR, Ricky	4-9	2-3	3-4	2	1	3	0	13	0	2	0	0	24		
1	STOKES, Lance	0-0	0-0	3-4	1	1	2	3	3	1	1	0	0	9		
2	HAMPTON, Dontay	0-6	0-3	4-4	0	2	2	1	4	0	0	0	0	25		
10	BARIEKA, Martynas	0-0	0-0	0-0	0	0	0	0	0	0	0	0	0	2		
11	WHITE, Ronrico	4-9	2-5	0-1	0	0	2	10	1	3	0	1	23			
12	BROWN, Trey	1-2	0-0	0-0	1	1	2	0	2	0	0	0	0	2		
30	MASON, Z.	2-6	0-0	0-0	1	5	6	2	4	0	0	0	1	16		
34	BRYANT, Jared	1-1	0-0	5-7	1	4	5	4	7	1	0	0	0	20		
TEAM				2		3		5						1		
<b>Totals</b>		<b>17-54</b>		<b>5-19</b>		<b>16-24</b>		<b>10 23</b>		<b>33 20</b>		<b>55 11 12</b>		<b>0 7 200</b>		
TOTAL FG%		1st Half: 7-26 26.9%		2nd Half: 10-28 35.7%		Game: 31.5%		DEADBALL								
3-Pt. FG%		1st Half: 3-11 27.3%		2nd Half: 2-8 25.0%		Game: 26.3%		REBOUNDS								
FThrow %		1st Half: 9-14 64.3%		2nd Half: 7-10 70.0%		Game: 66.7%		4,1								

Furman 65		3-PT		REB												
No.	Player	FG-FGA	FG-FGA	FT-FTA	OF	DE	TOT	PF	TP	A	TO	BLK	S	MIN		
15	IRWIN, Bryant	3-8	3-7	0-0	1	0	1	1	9	0	0	1	0	25		
24	SEBIRUMBI, Brandon	5-7	0-0	9-16	9	5	14	2	19	0	3	1	1	24		
44	TOLER, Chris	2-2	0-0	0-0	1	3	4	3	4	1	0	0	0	20		
10	LOYD, Jordan	3-8	0-2	4-8	1	5	6	1	10	3	3	0	2	31		
22	AUSTIN, Bobby	1-9	0-6	0-0	0	4	4	4	2	2	0	2	0	32		
4	HUNT, Tyler	0-0	0-0	0-2	0	0	0	0	0	0	0	0	0	1		
5	O'NEILL, Aaron	0-0	0-0	0-0	0	0	0	0	0	0	0	0	0	1		
11	BROWN, David	2-6	1-4	3-3	0	2	2	1	8	6	1	0	1	21		
20	ROGERS, Graham	0-0	0-0	0-0	0	0	0	0	0	0	0	0	0	1		
32	BARNES, Bryson	4-7	1-2	0-0	1	5	6	4	9	0	1	1	2	22		
35	EARLY, Dominic	1-4	0-2	0-0	0	1	1	4	2	0	1	0	0	14		
43	REDDICK, Colin	1-2	0-0	0-0	0	2	2	0	2	0	2	0	0	8		
TEAM				3		3								1		
<b>Totals</b>		<b>22-53</b>		<b>5-23</b>		<b>16-29</b>		<b>13 30</b>		<b>43 20</b>		<b>65 12 12</b>		<b>5 6 200</b>		
TOTAL FG%		1st Half: 10-27 37.0%		2nd Half: 12-26 46.2%		Game: 41.5%		DEADBALL								
3-Pt. FG%		1st Half: 0-10 0.0%		2nd Half: 5-13 38.5%		Game: 21.7%		REBOUNDS								
FThrow %		1st Half: 10-18 55.6%		2nd Half: 6-11 54.5%		Game: 55.2%		7,1								

Officials: Kyle Chambers, Chuck Jones, Nathan Quick  
 Technical fouls: Chattanooga-None. Furman-None.  
 Attendance: 1241

Score by Periods	1st	2nd	Total
Chattanooga	26	29	55
Furman	30	35	65

## FEB. 25, 2012 - UTC 86, SAMFORD 78

- Chattanooga jumped out to a 13-2 lead in the first three minutes of action...the Mocs hit five of their first eight shots in the run.
- UTC led 27-22 with 6:21 left in the first half before the Bulldogs closed on a 16-2 run to take a

38-29 lead into halftime...Samford made seven of their last nine shots from the first in the first half, including 4-5 from 3-pt. range.

- The Mocs trailed by as many as 11 in the second half - 40-29 at 19:43...UTC tied the game at 51 on a 3-pointer by Keegan Bell with 13:00 left...with the game tied at 55 with 11:05 left, UTC used an 11-3 run to take control of the game.
- Chattanooga went 23-34 from the FT line (67.6%)...34 attempts is second-most this season (35 at WCU on Feb. 2).
- UTC's 57 second-half points were the most scored in a half since putting up 62 in first half vs. Virginia Intermont on Nov. 13, 2009...it is the most points in a half in a SoCon game since scoring 58 in the second half vs. the Catamounts on Jan. 24, 2004.
- Senior Keegan Bell scored a season-high and tied for game-high with 21 points...all 21 came in the second half...shot 6-11 from the field, 5-10 from 3-pt. range and 4-6 from the FT line...game-high nine assists extends his school assist record to 534...passed Western Carolina's Kevin Young (1979-82) for 10th all-time in the SoCon.
- Senior Jahmal Burroughs posted a career-high 19 points...perfect 8-8 from the field and 3-4 from the FT line...seven boards and a career-high three steals.
- Senior Ricky Taylor had 10 points pushing career total to 1,219.

Samford 78		3-PT		REB												
No.	Player	FG-FGA	FG-FGA	FT-FTA	OF	DE	TOT	PF	TP	A	TO	BLK	S	MIN		
35	HOOD, Tyler	4-11	3-7	5-6	3	1	4	3	16	1	2	0	0	31		
1	WINDLER, Drew	5-11	2-4	1-3	1	4	5	5	13	3	3	2	1	30		
5	MERRITT, Jeffrey	2-7	0-3	1-2	1	3	4	4	5	3	3	0	3	34		
11	KELLY, Rajion	10-17	1-4	0-0	1	4	5	1	21	2	1	0	1	37		
24	COOK, Will	5-11	3-7	2-3	1	10	11	4	15	2	1	0	1	36		
2	HAYMAN, Brandon	0-3	0-1	0-0	0	0	0	0	0	0	0	0	0	7		
10	MILLER, Connor	2-3	1-2	1-2	1	2	3	5	6	2	0	0	0	16		
23	FRIDAY, Matthew	1-2	0-0	0-0	1	0	1	1	2	1	1	0	0	8		
25	MCNEIL, Devin	0-1	0-1	0-0	0	0	0	0	0	0	0	0	0	1		
TEAM				2		2										
<b>Totals</b>		<b>29-66</b>		<b>10-29</b>		<b>10-16</b>		<b>11 24</b>		<b>35 23</b>		<b>78 14 11</b>		<b>2 6 200</b>		
TOTAL FG%		1st Half: 15-31 48.4%		2nd Half: 14-35 40.0%		Game: 43.9%		DEADBALL								
3-Pt. FG%		1st Half: 5-13 38.5%		2nd Half: 5-16 31.3%		Game: 34.5%		REBOUNDS								
FThrow %		1st Half: 3-4 75.0%		2nd Half: 7-12 58.3%		Game: 62.5%		3								

Chattanooga 86		3-PT		REB												
No.	Player	FG-FGA	FG-FGA	FT-FTA	OF	DE	TOT	PF	TP	A	TO	BLK	S	MIN		
0	WATTAD, Omar	4-12	3-9	0-0	0	2	2	3	11	0	0	0	0	23		
20	ZLOVARIC, Drazen	3-4	0-0	1-2	2	0	2	0	7	1	2	0	0	29		
32	BURROUGHS, Jahmal	8-8	0-0	3-4	1	6	7	1	19	1	1	0	3	26		
3	BELL, Keegan	6-11	5-10	4-6	1	1	2	0	21	9	3	0	1	37		
22	TAYLOR, Ricky	3-9	1-3	3-4	1	4	5	3	10	1	3	0	2	26		
1	STOKES, Lance	0-0	0-0	0-0	0	0	0	0	0	0	0	0	0	1		
2	HAMPTON, Dontay	0-3	0-2	9-12	0	2	2	1	9	2	0	0	2	21		
5	BAKER, Drew	0-0	0-0	0-0	0	0	0	0	0	0	0	0	0	0+		
10	BARIEKA, Martynas	0-0	0-0	0-0	0	0	0	0	0	0	0	0	0	1		
11	WHITE, Ronrico	1-3	0-1	0-0	1	1	2	3	2	1	3	0	0	14		
12	BROWN, Trey	0-0	0-0	0-0	0	0	0	0	0	0	0	0	0	0+		
30	MASON, Z.	2-7	0-0	3-6	2	10	12	1	7	1	1	0	0	18		
34	BRYANT, Jared	0-0	0-0	0-0	0	0	0	1	0	0	0	0	0	4		
TEAM				3		3								6		
<b>Totals</b>		<b>27-57</b>		<b>9-25</b>		<b>23-34</b>		<b>11 29</b>		<b>40 13</b>		<b>86 16 13</b>		<b>0 8 200</b>		
TOTAL FG%		1st Half: 10-26 38.5%		2nd Half: 17-31 54.8%		Game: 47.4%		DEADBALL								
3-Pt. FG%		1st Half: 3-15 20.0%		2nd Half: 6-10 60.0%		Game: 36.0%		REBOUNDS								
FThrow %		1st Half: 6-8 75.0%		2nd Half: 17-26 65.4%		Game: 67.6%		6								

Officials: Todd Austin, Haywood Bostic, Barron Searles  
 Technical fouls: Samford-None. Chattanooga-TEAM.  
 Attendance: 4120

Score by Periods	1st	2nd	Total
Samford	38	40	78
Chattanooga	29	57	86



# 2011-12 CHATTANOOGA BASKETBALL

REGULAR-SEASON SOCON CHAMPS: 1981, 1982, 1983, 1985, 1986, 1989, 1991, 1992, 1993, 1994

SOCON DIVISION CHAMPS: 1995, 1997, 1998, 2002, 2005, 2008, 2009, 2011

SOCON TOURNAMENT CHAMPS: 1981, 1982, 1983, 1988, 1993, 1994, 1995, 1997, 2005, 2009

NCAA TOURNAMENT: 1981, 1982, 1983, 1988, 1993, 1994, 1995, 1997 (SWEET 16), 2005, 2009

## HIGHS & LOWS - TEAM

Category		Mocs	Opponent
Points	High	98 vs. Spalding, 12/13/11	88 at Elon, 1/21/12 & at Davidson, 2/4/12
	Low	46 at Butler, 11/15/11 & The Citadel, 2/18/12	36 vs. Warren Wilson, 11/21/11
First Half Points	High	48 vs. Spalding, 12/13/11	47 at Davidson, 2/4/12
	Low	23 at No. 3 Kentucky, 12/17/11	15 vs. Hiwassee, 12/21/11
Second Half Points	High	53 vs. Longwood, 12/29/11	50 at Elon, 1/21/12
	Low	19 at Butler, 11/15/11	19 vs. Warren Wilson, 11/21/11
FG Made	High	32 vs. Warren Wilson, 11/21/11 & Longwood, 12/29/11	33 at No. 3 Kentucky, 12/17/11
	Low	16 at Butler, 11/15/11	13 vs. Warren Wilson, 11/21/11
FG Attempted	High	69 at College of Charleston, 12/3/11 & at App State, 2/15/12	72 vs. Gardner-Webb, 11/27/11
	Low	44 at Butler, 11/15/11	40 vs. The Citadel, 2/18/12
FG Percentage	High	.574 (31-54) vs. Spalding, 12/13/11	.517 (31-60) at Georgia Southern, 12/1/11
	Low	.270 (17-63) at Indiana, 11/13/11	.250 (15-60) vs. Longwood, 12/29/11
3pt FG Made	High	14 at College of Charleston, 12/3/11 & vs. Spalding, 12/13/11	17 at Davidson, 2/4/12
	Low	2 at Butler, 11/15/11 & vs. Wofford, 1/12/12	3 vs. Warren Wilson, 11/21/11
3 pt FG Attempted	High	33 at Samford, 1/14/12	43 at College of Charleston, 12/3/11
	Low	13 at Davidson, 2/4/12	18 at Indiana, 11/13/11
3 pt FG Percentage	High	.556 (10-18) vs. Hiwassee, 12/21/11	.524 (11-21) vs. Savannah State, 11/25/11
	Low	.111 (2-18) vs. Wofford, 1/12/12	.143 (3-21) vs. Warren Wilson, 11/21/11
FT Made	High	28 vs. Georgia Southern, 3/2/12	23 at College of Charleston, 12/3/11
	Low	7 vs. Davidson, 1/26/12	2 vs. Western Carolina, 1/5/12 & The Citadel, 2/18/12
FT Attempted	High	35 at Western Carolina, 2/2/12 & vs. Georgia Southern, 3/2/12	31 at Indiana, 11/13/11 & at College of Charleston, 12/3/11
	Low	14 vs. Davidson, 1/26/12	4 vs. The Citadel, 2/18/12
FT Percentage (10 att.)	High	.867 (13-15) vs. Utah Valley, 12/30/11	.917 (22-24) at Samford, 1/14/12
	Low	.500 (10-20) at Mercer, 12/10/11 & (7-14) vs. Davidson, 1/26/12	.250 (2-8) vs. Western Carolina, 1/5/12
Off. Rebounds	High	22 at App State, 2/15/12	18 vs. Gardner-Webb, 11/27/11
	Low	6 vs. Savannah State, 11/25/11 & at College of Charleston, 12/3/11	6 at Indiana, 11/13/11 & The Citadel, 2/18/12
Def. Rebounds	High	40 vs. Longwood, 12/29/11	35 at College of Charleston, 12/3/11
	Low	16 vs. The Citadel, 2/18/12	17 vs. Spalding, 12/13/11
Rebounds	High	56 vs. Longwood, 12/29/11	48 vs. Gardner-Webb, 11/27/11
	Low	26 vs. Savannah State, 11/25/11	24 vs. Spalding, 12/13/11
Assists	High	27 vs. Longwood, 12/29/11	22 at Davidson, 2/4/12
	Low	7 at UNCG, 1/19/12	9 vs. Warren Wilson, 11/21/11 & vs. Wofford, 1/12/12
Steals	High	<b>21 vs. Warren Wilson, 11/21/11</b>	15 at Indiana, 11/13/11
	Low	1 vs. Utah Valley, 12/30/11	3 vs. Warren Wilson, 11/21/11 & at Tennessee, 1/2/11 & Elon, 2/9/12
Blocks	High	4 vs. Warren Wilson, 11/21/11	7 at Indiana, 11/13/11 & at App State, 2/15/12
	Low	0 vs. 12 opp. (MR: vs. Georgia Southern, 3/2/12)	0 at Georgia Southern, 12/1/11
Turnovers	High	25 at Indiana, 11/13/11	29 vs. Warren Wilson, 11/21/11
	Low	8 vs. Appalachian State, 1/7/12	4 vs. Wofford, 1/12/12
Fouls	High	26 at College of Charleston, 12/3/11	28 vs. Georgia Southern, 3/2/12
	Low	8 vs. Western Carolina, 1/5/12	12 vs. Utah Valley, 12/30/11

**Bold Type Indicates School Record**



# 2011-12 CHATTANOOGA BASKETBALL

**REGULAR-SEASON SOCON CHAMPS: 1981, 1982, 1983, 1985, 1986, 1989, 1991, 1992, 1993, 1994**

**SOCON DIVISION CHAMPS: 1995, 1997, 1998, 2002, 2005, 2008, 2009, 2011**

**SOCON TOURNAMENT CHAMPS: 1981, 1982, 1983, 1988, 1993, 1994, 1995, 1997, 2005, 2009**

**NCAA TOURNAMENT: 1981, 1982, 1983, 1988, 1993, 1994, 1995, 1997 (SWEET 16), 2005, 2009**

## INDIVIDUAL GAME HIGHS

Category	Mocs	Opponent
Points	25 by Omar Wattad at Elon, 1/21/12 24 by Omar Wattad at Indiana, 11/13/11 24 by Ricky Taylor vs. Elon, 2/9/12 22 by Omar Wattad vs. Elon, 2/9/12 22 by Drazen Zlovacic vs. UNCG, 2/11/12 21 by Ricky Taylor vs. Hiwassee, 12/21/11 20 by Keegan Bell vs. Savannah State, 11/25/11 20 by Omar Wattad at Mercer, 12/10/11	29 by Trae Golden at Tennessee, 1/2/11 29 by Derrell Armstrong at UNCG, 1/19/12
First Half Points	18 by Ricky Taylor vs. Hiwassee, 12/21/11	19 by Trae Golden at Tennessee, 1/2/11
Second Half Points	17 by Keegan Bell vs. Savannah State, 11/25/11	18 by Trevis Simpson vs. UNCG, 2/11/12
FG Made	11 by Drazen Zlovacic vs. UNCG, 2/11/12	11 by Trae Golden at Tennessee, 1/2/12 & Trevis Simpson vs. UNCG, 2/11/12
FG Attempted	19 by Omar Wattad at Elon, 1/21/12	24 by Trevis Simpson vs. UNCG, 2/11/12
FG Percentage (Min. 5 FGM)	1.000 (5-5) by Drew Baker vs. Warren Wilson, 11/21/11 1.000 (5-5) by Jahmal Burroughs vs. Longwood, 12/29/11 .867 (6-7) by Ricky Taylor vs. Warren Wilson, 11/21/11 .833 (5-6) by Dontay Hampton at College of Charleston, 12/3/11 .833 (5-6) by Jahmal Burroughs vs. Appalachian State, 1/7/12	.750 (6-8) by Jakob Gollon at Mercer, 12/10/11
3pt FG Made	6 by Omar Wattad vs. Longwood, 12/29/11 6 by Omar Wattad vs. Elon, 2/9/12 5 by Omar Wattad at Indiana, 11/13/11 5 by Keegan Bell vs. Savannah State, 11/25/11 5 by Ricky Taylor vs. Hiwassee, 12/21/11 5 by Omar Wattad vs. Utah Valley, 12/30/11 5 by Omar Wattad at Elon, 1/21/12	6 by Jordan Hulls at Indiana, 11/13/11 6 by Jelani Hewitt at Georgia Southern, 12/1/11 6 by Keaton Cole vs. Western Carolina, 1/5/12 6 by Tab Hamilton vs. Appalachian State, 1/7/12 6 by Keaton Cole at Western Carolina, 2/2/12 6 by Chris Czerapowicz at Davidson, 2/4/12
3 pt FG Attempted	13 by Omar Wattad & Keegan Bell at Samford, 1/14/12	19 by Keaton Cole at Western Carolina, 2/2/12
3 pt FG Percentage (Min. 4 3ptM)	1.000 (4-4) by Chris Early at College of Charleston, 12/3/11 .800 (4-5) by Chris Early vs. Savannah State, 11/25/11 .800 (4-5) by Omar Wattad vs. Spalding, 12/13/11 .800 (4-5) by Dontay Hampton vs. Hiwassee, 12/21/11	.833 (5-6) by Deric Rudolph vs. Savannah State, 11/25/11
FT Made	10 by Dontay Hampton vs. Georgia Southern, 3/2/12	9 by Trent Wiedeman at College of Charleston, 12/3/11 9 by Brandon Sebirumbi at Furman, 2/23/12
FT Attempted	12 by Dontay Hampton vs. Georgia Southern, 3/2/12	16 by Brandon Sebirumbi at Furman, 2/23/12
FT Percentage (Min. 6 FTM)	1.000 (8-8) by Omar Wattad at Western Carolina, 2/2/12 1.000 (7-7) by Omar Wattad vs. UNCG, 2/11/12 1.000 (6-6) by Ricky Taylor vs. Gardner-Webb, 11/27/11 1.000 (6-6) by Z. Mason at Elon, 1/21/12	1.000 (8-8) by Rajion Kelly at Samford, 1/14/12
Rebounds	13 by Z. Mason vs. Wofford, 1/12/12 13 by Drazen Zlovacic at UNCG, 1/19/12 13 by Jahmal Burroughs vs. Georgia Southern, 3/2/12 12 by Jahmal Burroughs vs. UNCG, 2/11/12	18 by Anthony Davis at No. 3 Kentucky, 12/17/11
Assists	16 by Keegan Bell vs. Longwood, 12/29/11	9 by Jeffrey Merritt at Samford, 1/14/12
Steals	7 by Dontay Hampton vs. Warren Wilson, 11/21/11	6 by Cody Zeller at Indiana, 11/13/11
Blocks	2 by Z. Mason vs. Spalding, 12/13/11 2 by Omar Wattad vs. UNCG, 2/11/12 2 by Jahmal Burroughs vs. The Citadel, 2/18/12	5 by Anthony Davis at No. 3 Kentucky, 12/17/11
Turnovers	6 by Drazen Zlovacic at Indiana, 11/13/11 6 by Omar Wattad vs. Western Carolina, 1/5/12 6 by Omar Wattad at Western Carolina, 2/2/12	9 by Dan Jackson vs. Warren Wilson, 11/21/11 6 by Markeith Cummings vs. Kennesaw State, 11/18/21
Fouls	9 Disqualifications (MR: Lance Stokes at App State, 2/15/12)	5 by 10 opponents

**Bold Type Indicates School Record**

**2011-12 CHATTANOOGA MOCS**  
**Chattanooga Points-Rebounds-Assists (as of Mar 03, 2012)**  
**All games**

Opponent	Date	Score		00	01	02	03	05	10	11
				WATTAD,OMA	STOKES,LAN	HAMPTON,DO	BELL,KEEGA	BAKER,DREW	BARIEKA,MA	WHITE,RONR
at Indiana	11/13/11	53-78	L	24-5-1	2-1-0	2-0-0	0-2-7	0-0-0	0-0-0	3-2-1
at BUTLER	11/15/11	46-57	L	10-3-2	1-1-0	0-1-1	4-4-6	DNP	DNP	0-1-0
KENNESAW ST.	11/18/11	59-65	L	12-3-2	3-0-0	1-0-0	4-2-9	DNP	DNP	3-1-1
WARREN WILSON	11/21/11	88-36	w	10-2-2	DNP	11-1-2	6-5-7	14-5-0	4-1-1	4-2-7
SAVANNAH STATE	11/25/11	65-63	w	6-4-2	DNP	5-3-0	20-2-5	0-0-0	DNP	4-0-0
GARDNER-WEBB	11/27/11	74-76	L	8-4-1	DNP	2-0-3	17-2-5	DNP	DNP	3-5-1
at Georgia Southern	12/1/11	76-84	L	11-5-3	8-0-1	7-2-0	5-1-6	DNP	DNP	6-0-1
at College of Charlesto	12/03/11	85-87	L	9-6-2	DNP	12-2-1	12-10-10	DNP	DNP	11-2-0
at Mercer	12/10/11	56-67	L	20-3-2	0-0-0	6-0-1	3-3-8	DNP	DNP	0-1-0
SPALDING	12/13/11	98-48	w	12-5-2	2-0-2	15-2-1	12-3-8	0-1-0	2-2-0	11-5-2
at Kentucky	12/17/11	62-87	L	9-1-2	0-0-0	2-2-1	8-4-4	0-0-0	0-0-0	3-1-1
HIWASSEE	12/21/11	95-41	w	DNP	9-6-2	14-2-4	0-4-8	1-3-0	6-2-0	9-4-2
LONGWOOD	12/29/11	85-50	w	18-7-0	DNP	5-5-1	10-9-16	2-4-0	0-0-0	5-3-2
UTAH VALLEY	12/30/11	74-59	w	19-2-3	DNP	4-1-1	15-4-7	DNP	DNP	2-2-2
at Tennessee	01/02/12	63-76	L	16-1-2	0-0-0	0-0-0	15-4-3	DNP	DNP	2-4-0
WESTERN CAROLINA	01/05/12	78-62	w	12-6-2	DNP	11-3-0	8-4-12	DNP	DNP	0-0-1
APPALACHIAN STATE	01/07/12	65-63	w	DNP	4-3-2	6-7-1	3-4-7	DNP	DNP	2-0-0
WOFFORD	01/12/12	51-48	w	2-6-5	0-1-0	1-0-0	6-3-1	DNP	DNP	2-1-0
at Samford	01/14/12	70-81	L	17-3-2	0-0-0	11-4-1	9-4-5	DNP	DNP	0-0-0
at UNCG	1/19/12	72-81	L	19-2-1	2-0-0	4-1-1	5-3-3	DNP	DNP	0-0-0
at Elon	01/21/12	87-88	L	25-5-0	0-0-0	5-0-2	3-8-8	0-0-0	DNP	8-4-0
DAVIDSON	01/26/12	63-64	L	7-5-2	0-0-0	10-3-2	8-3-3	DNP	DNP	2-3-0
GEORGIA SOUTHERN	01/28/12	72-75	L	5-10-5	4-3-0	7-2-4	16-3-5	4-3-0	DNP	6-3-1
at Western Carolina	02/02/12	76-82	L	18-3-2	11-5-0	13-3-0	13-5-5	0-3-0	0-2-0	8-3-0
at Davidson	02/04/12	61-88	L	9-4-1	3-2-1	9-3-1	2-1-3	5-1-0	0-0-0	9-0-0
ELON	02/09/12	83-75	w	22-8-2	0-2-0	7-2-3	0-0-5	0-2-0	DNP	7-0-0
UNCG	02/11/12	76-77	L	15-3-3	0-0-0	2-1-0	7-6-6	0-0-0	0-2-0	8-3-0
at Appalachian State	02/15/12	70-79	L	7-2-1	0-4-0	17-6-3	3-0-1	3-4-1	2-4-1	16-0-2
THE CITADEL	02/18/12	46-48	L	1-1-0	2-1-0	12-2-0	5-1-6	DNP	DNP	2-0-0
at Furman	02/23/12	55-65	L	5-0-2	3-2-1	4-2-0	2-3-5	DNP	0-0-0	10-0-1
SAMFORD	02/25/12	86-78	w	11-2-0	0-0-0	9-2-2	21-2-9	0-0-0	0-0-0	2-2-1
vs Georgia Southern	3/2/12	70-76	L	5-2-0	0-0-0	13-1-1	11-3-4	DNP	DNP	12-0-1

Opponent	Date	Score		12	20	22	30	32	34
				BROWN,TREY	ZLOVARIC,D	TAYLOR,RIC	MASON,Z	BURROUGHS,	BRYANT,JAR
at Indiana	11/13/11	53-78	L	DNP	7-10-1	3-2-1	6-2-0	6-3-0	0-6-0
at BUTLER	11/15/11	46-57	L	DNP	8-7-0	13-4-1	2-2-0	0-2-0	0-0-0
KENNESAW ST.	11/18/11	59-65	L	DNP	11-9-0	14-1-2	0-2-0	2-6-0	2-2-1
WARREN WILSON	11/21/11	88-36	w	0-1-0	5-4-0	17-2-1	5-12-3	2-0-1	6-4-0
SAVANNAH STATE	11/25/11	65-63	w	DNP	12-8-0	2-1-2	0-0-0	1-0-0	DNP
GARDNER-WEBB	11/27/11	74-76	L	DNP	14-5-0	16-10-2	2-2-0	0-0-0	5-5-0
at Georgia Southern	12/1/11	76-84	L	DNP	10-1-0	16-2-3	5-7-2	4-1-1	2-2-0
at College of Charlesto	12/03/11	85-87	L	DNP	4-8-1	17-2-0	0-0-1	2-3-0	DNP
at Mercer	12/10/11	56-67	L	DNP	8-7-0	11-5-0	2-2-0	0-0-1	DNP
SPALDING	12/13/11	98-48	w	0-0-0	14-4-1	13-4-2	7-1-0	1-3-1	2-1-0
at Kentucky	12/17/11	62-87	L	0-0-0	15-9-0	11-4-5	8-8-0	3-3-0	3-1-0
HIWASSEE	12/21/11	95-41	w	4-2-1	8-6-1	21-1-1	4-4-0	5-3-1	14-7-0
LONGWOOD	12/29/11	85-50	w	0-0-1	9-10-3	10-2-3	10-7-0	10-1-1	6-3-0
UTAH VALLEY	12/30/11	74-59	w	DNP	11-10-0	16-7-2	3-3-0	4-7-1	0-1-1
at Tennessee	01/02/12	63-76	L	DNP	11-7-1	17-5-4	2-2-0	0-6-1	0-1-0
WESTERN CAROLINA	01/05/12	78-62	w	DNP	19-12-2	15-8-1	9-9-0	4-5-1	0-0-0
APPALACHIAN STATE	01/07/12	65-63	w	DNP	11-7-1	19-1-1	7-6-1	11-8-0	2-1-0
WOFFORD	01/12/12	51-48	w	DNP	10-5-1	11-7-2	17-13-0	0-4-2	2-2-0
at Samford	01/14/12	70-81	L	DNP	6-3-0	9-7-5	11-8-1	5-3-0	2-2-0
at UNCG	1/19/12	72-81	L	DNP	14-13-0	18-2-2	6-9-0	4-8-0	0-0-0
at Elon	01/21/12	87-88	L	DNP	3-3-1	17-5-4	18-11-0	3-0-0	5-3-1
DAVIDSON	01/26/12	63-64	L	DNP	10-2-0	14-4-4	2-5-0	0-2-2	10-8-1
GEORGIA SOUTHERN	01/28/12	72-75	L	DNP	16-10-1	9-3-1	DNP	DNP	5-2-0
at Western Carolina	02/02/12	76-82	L	DNP	0-4-0	4-2-2	DNP	DNP	9-7-0
at Davidson	02/04/12	61-88	L	0-0-0	15-6-0	7-3-2	DNP	DNP	2-3-0
ELON	02/09/12	83-75	w	DNP	12-8-1	24-3-1	DNP	11-9-3	0-0-1
UNCG	02/11/12	76-77	L	DNP	22-7-0	12-4-2	DNP	10-12-0	0-2-0
at Appalachian State	02/15/12	70-79	L	DNP	12-9-0	0-1-0	DNP	3-7-0	7-7-0
THE CITADEL	02/18/12	46-48	L	DNP	11-6-0	4-4-2	DNP	7-7-2	2-2-0
at Furman	02/23/12	55-65	L	2-2-0	4-0-0	13-3-0	4-6-0	1-5-1	7-5-1
SAMFORD	02/25/12	86-78	w	0-0-0	7-2-1	10-5-1	7-12-1	19-7-1	0-0-0
vs Georgia Southern	3/2/12	70-76	L	DNP	6-4-1	6-6-1	2-7-0	15-13-0	0-1-0

**2011-12 CHATTANOOGA MOCS**  
**Chattanooga Team Game-by-Game Comparison (as of Mar 03, 2012)**  
**All games**

Opponent	1st	2nd	Score	Mar	Total FG	FG Pct	3-Pointers	3FG Pct	Free Throws	FT Pct	Rebounds	Assist	T/Over	Block	Steal	Fouls
Indiana	24/36	29/42	53-78	(25)	17-63/25-50	.270/.500	8-22/7-18	.364/.389	11-16/21-31	.688/.677	45/36 +9	11/12	25/18	0/7	8/15	24/19
BUTLER	27/28	19/29	46-57	(11)	16-44/20-54	.364/.370	2-14/6-22	.143/.273	12-19/11-19	.632/.579	31/34 (3)	10/14	15/10	1/5	5/9	19/21
KENNESAW ST.	31/37	28/28	59-65	(6)	21-55/25-56	.382/.446	8-25/8-24	.320/.333	9-15/7-10	.600/.700	34/37 (3)	15/18	15/18	2/1	10/9	12/15
WARREN WILSON	45/17	43/19	88-36	+52	32-66/13-50	.485/.260	8-26/3-21	.308/.143	16-24/7-12	.667/.583	47/35 +12	25/9	13/29	4/2	21/3	18/21
SAVANNAH STATE	25/35	40/28	65-63	+2	20-50/23-52	.400/.442	12-28/11-21	.429/.524	13-19/6-13	.684/.462	26/39 (13)	13/14	13/20	2/1	10/6	15/17
GARDNER-WEBB	32/35	34/31	74-76	(2)	24-65/27-72	.369/.375	8-32/5-26	.250/.192	18-22/17-26	.818/.654	44/48 (4)	14/12	15/9	2/3	2/8	25/18
Georgia Southern	31/42	45/42	76-84	(8)	29-59/31-60	.492/.517	9-23/11-23	.391/.478	9-16/11-17	.563/.647	30/36 (6)	19/21	14/17	0/0	7/10	17/15
College of Charleston	26/21	42/47	85-87	(2)	30-69/26-68	.435/.382	14-26/12-43	.538/.279	11-14/23-31	.786/.742	43/46 (3)	18/10	17/12	0/4	6/10	26/16
Mercer	30/29	26/38	56-67	(11)	19-49/22-49	.388/.449	8-21/6-26	.381/.231	10-20/17-27	.500/.630	33/36 (3)	12/14	16/12	0/6	7/11	23/19
SPALDING	48/17	50/31	98-48	+50	31-54/17-51	.574/.333	14-28/7-21	.500/.333	22-31/7-13	.710/.538	39/24 +15	22/11	15/24	2/2	11/10	14/22
Kentucky	23/39	39/48	62-87	(25)	21-63/33-68	.333/.485	8-27/12-33	.296/.364	12-17/9-14	.706/.643	36/42 (6)	13/17	15/13	0/6	7/5	17/17
HIWASSEE	45/15	50/26	95-41	+54	31-56/15-57	.554/.263	10-18/6-35	.556/.171	23-34/5-6	.676/.833	46/29 +17	20/10	16/23	1/3	14/11	12/25
LONGWOOD	32/30	53/20	85-50	+35	32-66/15-60	.485/.250	9-27/7-35	.333/.200	12-21/13-22	.571/.591	56/31 +25	27/10	16/15	2/3	8/11	16/18
UTAH VALLEY	30/26	44/33	74-59	+15	26-53/20-63	.491/.317	9-23/9-34	.391/.265	13-15/10-15	.867/.667	40/34 +6	17/15	9/6	3/3	1/4	14/12
Tennessee	32/44	31/32	63-76	(13)	19-55/27-68	.345/.397	11-26/13-39	.423/.333	14-22/9-14	.636/.643	37/45 (8)	11/14	12/10	0/6	3/3	20/16
WESTERN CAROLINA	36/38	42/24	78-62	+16	28-59/24-60	.475/.400	6-16/12-35	.375/.343	16-27/2-8	.593/.250	50/26 +24	19/17	12/10	1/5	5/7	8/20
APPALACHIAN STATE	33/34	32/29	65-63	+2	23-53/25-62	.434/.403	3-15/9-26	.200/.346	16-25/4-9	.640/.444	39/37 +2	13/11	8/9	1/3	2/5	13/22
WOFFORD	28/21	23/27	51-48	+3	19-48/19-67	.396/.284	2-18/6-35	.111/.171	11-20/4-7	.550/.571	45/40 +5	11/9	12/4	2/4	3/6	12/18
Samford	32/44	38/37	70-81	(11)	20-59/24-51	.339/.471	11-33/11-34	.333/.324	19-22/22-24	.864/.917	37/32 +5	14/16	15/12	1/3	2/7	23/21
UNCG	31/37	41/44	72-81	(9)	25-59/28-63	.424/.444	6-18/14-34	.333/.412	16-26/11-19	.615/.579	40/35 +5	7/13	16/8	0/4	3/8	15/23
Elon	41/38	46/50	87-88	(1)	30-66/31-64	.455/.484	9-19/10-28	.474/.357	18-23/16-24	.783/.667	42/36 +6	16/18	15/14	2/5	4/9	22/21
DAVIDSON	26/29	37/35	63-64	(1)	25-62/22-57	.403/.386	6-20/11-36	.300/.306	7-14/9-16	.500/.563	39/39 -	14/16	11/14	1/4	6/5	15/14
GEORGIA SOUTHERN	36/26	36/49	72-75	(3)	27-59/26-60	.458/.433	7-22/9-24	.318/.375	11-15/14-18	.733/.778	40/32 +8	17/14	17/13	0/3	5/8	22/18
Western Carolina	32/45	44/37	76-82	(6)	22-54/26-65	.407/.400	6-28/15-41	.214/.366	26-35/15-22	.743/.682	39/38 +1	9/17	18/11	2/1	4/10	22/24
Davidson	30/47	31/41	61-88	(27)	21-52/32-66	.404/.485	4-13/17-40	.308/.425	15-22/7-7	.682/1000	27/41 (14)	8/22	11/12	0/3	6/7	15/20
ELON	38/41	45/34	83-75	+8	30-61/29-67	.492/.433	11-24/10-30	.458/.333	12-18/7-11	.667/.636	37/37 -	16/21	9/10	2/2	6/3	15/17
UNCG	37/38	39/39	76-77	(1)	24-64/25-60	.375/.417	4-23/12-25	.174/.480	24-30/15-20	.800/.750	43/35 +8	11/18	15/14	3/3	5/7	17/22
Appalachian State	25/40	45/39	70-79	(9)	23-69/27-59	.333/.458	6-25/8-21	.240/.381	18-23/17-27	.783/.630	46/42 +4	9/13	9/11	0/7	6/5	20/22
THE CITADEL	26/25	20/23	46-48	(2)	17-53/18-40	.321/.450	3-21/10-21	.143/.476	9-16/2-4	.563/.500	29/31 (2)	10/15	8/17	2/4	8/5	11/16
Furman	26/30	29/35	55-65	(10)	17-54/22-53	.315/.415	5-19/5-23	.263/.217	16-24/16-29	.667/.552	33/43 (10)	11/12	12/12	0/5	7/6	20/20
SAMFORD	29/38	57/40	86-78	+8	27-57/29-66	.474/.439	9-25/10-29	.360/.345	23-34/10-16	.676/.625	40/35 +5	16/14	13/11	0/2	8/6	13/23
Georgia Southern	42/34	28/42	70-76	(6)	19-53/25-57	.358/.439	4-18/8-23	.222/.348	28-35/18-25	.800/.720	41/31 +10	8/17	16/9	0/4	2/8	20/28

Note: Game totals are displayed in the format TEAM/OPPONENT for each category

**2011-12 CHATTANOOGA MOCS**  
**Chattanooga Team Game-by-Game (as of Mar 03, 2012)**  
**All games**

TEAM STATISTICS

Opponent	Date	Score		Total		3-Pointers		Free throws		Rebounds				pf	a	t/o	blk	stl	pts	avg
				fg-fga	pct	3fg-fga	pct	ft-fa	pct	off	def	tot	avg							
at Indiana	11/13/11	53-78	L	17-63	.270	8-22	.364	11-16	.688	20	25	45	45.0	24	11	25	0	8	53	53.0
at BUTLER	11/15/11	46-57	L	16-44	.364	2-14	.143	12-19	.632	7	24	31	38.0	19	10	15	1	5	46	49.5
KENNESAW ST.	11/18/11	59-65	L	21-55	.382	8-25	.320	9-15	.600	9	25	34	36.7	12	15	15	2	10	59	52.7
WARREN WILSON	11/21/11	88-36	W	32-66	.485	8-26	.308	16-24	.667	13	34	47	39.2	18	25	13	4	21	88	61.5
SAVANNAH STATE	11/25/11	65-63	W	20-50	.400	12-28	.429	13-19	.684	6	20	26	36.6	15	13	13	2	10	65	62.2
GARDNER-WEBB	11/27/11	74-76	Lot	24-65	.369	8-32	.250	18-22	.818	14	30	44	37.8	25	14	15	2	2	74	64.2
at Georgia Southern	12/1/11	76-84	L	29-59	.492	9-23	.391	9-16	.563	10	20	30	36.7	17	19	14	0	7	76	65.9
at College of Charleston	12/03/11	85-87	Lot	30-69	.435	14-26	.538	11-14	.786	6	37	43	37.5	26	18	17	0	6	85	68.2
at Mercer	12/10/11	56-67	L	19-49	.388	8-21	.381	10-20	.500	9	24	33	37.0	23	12	16	0	7	56	66.9
SPALDING	12/13/11	98-48	W	31-54	.574	14-28	.500	22-31	.710	10	29	39	37.2	14	22	15	2	11	98	70.0
at Kentucky	12/17/11	62-87	L	21-63	.333	8-27	.296	12-17	.706	11	25	36	37.1	17	13	15	0	7	62	69.3
HIWASSEE	12/21/11	95-41	W	31-56	.554	10-18	.556	23-34	.676	12	34	46	37.8	12	20	16	1	14	95	71.4
LONGWOOD	12/29/11	85-50	W	32-66	.485	9-27	.333	12-21	.571	16	40	56	39.2	16	27	16	2	8	85	72.5
UTAH VALLEY	12/30/11	74-59	W	26-53	.491	9-23	.391	13-15	.867	8	32	40	39.3	14	17	9	3	1	74	72.6
at Tennessee	01/02/12	63-76	L	19-55	.345	11-26	.423	14-22	.636	7	30	37	39.1	20	11	12	0	3	63	71.9
WESTERN CAROLINA	01/05/12	78-62	W	28-59	.475	6-16	.375	16-27	.593	20	30	50	39.8	8	19	12	1	5	78	72.3
APPALACHIAN STATE	01/07/12	65-63	W	23-53	.434	3-15	.200	16-25	.640	8	31	39	39.8	13	13	8	1	2	65	71.9
WOFFORD	01/12/12	51-48	W	19-48	.396	2-18	.111	11-20	.550	7	38	45	40.1	12	11	12	2	3	51	70.7
at Samford	01/14/12	70-81	L	20-59	.339	11-33	.333	19-22	.864	18	19	37	39.9	23	14	15	1	2	70	70.7
at UNCG	1/19/12	72-81	L	25-59	.424	6-18	.333	16-26	.615	15	25	40	39.9	15	7	16	0	3	72	70.8
at Elon	01/21/12	87-88	L	30-66	.455	9-19	.474	18-23	.783	13	29	42	40.0	22	16	15	2	4	87	71.5
DAVIDSON	01/26/12	63-64	L	25-62	.403	6-20	.300	7-14	.500	8	31	39	40.0	15	14	11	1	6	63	71.1
GEORGIA SOUTHERN	01/28/12	72-75	L	27-59	.458	7-22	.318	11-15	.733	11	29	40	40.0	22	17	17	0	5	72	71.2
at Western Carolina	02/02/12	76-82	L	22-54	.407	6-28	.214	26-35	.743	12	27	39	39.9	22	9	18	2	4	76	71.4
at Davidson	02/04/12	61-88	L	21-52	.404	4-13	.308	15-22	.682	8	19	27	39.4	15	8	11	0	6	61	71.0
ELON	02/09/12	83-75	W	30-61	.492	11-24	.458	12-18	.667	12	25	37	39.3	15	16	9	2	6	83	71.4
UNCG	02/11/12	76-77	L	24-64	.375	4-23	.174	24-30	.800	16	27	43	39.4	17	11	15	3	5	76	71.6
at Appalachian State	02/15/12	70-79	L	23-69	.333	6-25	.240	18-23	.783	22	24	46	39.7	20	9	9	0	6	70	71.5
THE CITADEL	02/18/12	46-48	L	17-53	.321	3-21	.143	9-16	.563	13	16	29	39.3	11	10	8	2	8	46	70.7
at Furman	02/23/12	55-65	L	17-54	.315	5-19	.263	16-24	.667	10	23	33	39.1	20	11	12	0	7	55	70.1
SAMFORD	02/25/12	86-78	W	27-57	.474	9-25	.360	23-34	.676	11	29	40	39.1	13	16	13	0	8	86	70.6
vs Georgia Southern	3/2/12	70-76	L	19-53	.358	4-18	.222	28-35	.800	15	26	41	39.2	20	8	16	0	2	70	70.6
Chattanooga		2260		765-1849	.414	240-723	.332	490-714	.686	377	877	1254	39.2	555	456	443	36	202	2260	70.6
Opponents		2204		771-1895	.407	300-926	.324	362-556	.651	342	820	1162	36.3	620	464	427	114	237	2204	68.9

Games played: 32  
Points/game: 70.6  
FG Pct: 41.4  
3FG Pct: 33.2  
FT Pct: 68.6

Rebounds/game: 39.2  
Assists/game: 14.3  
Turnovers/game: 13.8  
Assist/turnover ratio: 1.0  
Steals/game: 6.3  
Blocks/game: 1.1

**2011-12 CHATTANOOGA MOCS**  
**Chattanooga Overall/Conference Statistics (as of Mar 03, 2012)**  
**All games**

SUMMARY	Overall Statistics										Conference Statistics									
	gp-gs	min/g	fg%	3fg%	ft%	r/g	a/g	stl	blk	pts/g	gp-gs	min/g	fg%	3fg%	ft%	r/g	a/g	stl	blk	pts/g
TAYLOR, Ricky	32-30	26.7	.408	.383	.782	3.8	1.9	24	5	12.2	18-18	28.2	.384	.328	.754	3.7	1.8	9	3	12.2
WATTAD, Omar	30-29	27.6	.347	.357	.781	3.8	1.8	27	4	12.1	17-16	28.9	.300	.315	.735	4.2	1.9	16	3	11.5
ZLOVARIC, Drazen	32-31	27.7	.549	.000	.554	6.4	0.5	17	6	10.2	18-18	27.3	.573	.000	.560	5.9	0.5	7	2	10.3
BELL, Keegan	32-32	34.8	.305	.260	.750	3.5	6.2	33	1	7.9	18-18	36.1	.285	.245	.679	3.4	5.6	18	1	7.1
EARLY, Chris	10-8	22.4	.403	.458	.500	6.0	1.5	10	1	7.4	2-2	29.5	.471	.667	.000	7.5	2.5	1	0	10.0
HAMPTON, Dontay	32-2	16.6	.382	.329	.816	2.0	1.2	32	1	7.1	18-0	17.9	.390	.314	.778	2.5	1.2	14	0	8.2
MASON, Z.	25-1	15.8	.383	.167	.667	5.6	0.4	7	8	5.6	11-0	18.9	.420	.000	.667	7.8	0.5	2	4	7.8
WHITE, Ronrico	32-0	13.8	.395	.404	.652	1.6	0.8	19	0	5.0	18-0	12.4	.476	.483	.694	1.2	0.4	9	0	5.5
BURROUGHS, Jahmal	29-17	17.6	.557	.000	.530	4.4	0.7	16	3	4.6	15-12	18.8	.577	.000	.558	5.4	0.9	11	2	5.6
BRYANT, Jared	29-1	10.1	.596	.000	.641	2.7	0.2	3	2	3.2	17-0	11.5	.656	.000	.650	2.7	0.2	2	1	3.2
STOKES, Lance	25-7	7.6	.538	.000	.813	1.2	0.4	7	0	2.2	16-6	7.9	.647	.000	.833	1.4	0.3	3	0	2.3
BAKER, Drew	15-2	7.3	.550	.000	.318	1.7	0.1	6	4	1.9	8-0	7.5	.500	.000	.182	1.6	0.1	1	1	1.5
BARIEKA, Martynas	12-0	5.5	.400	.000	.333	1.1	0.2	1	0	1.2	6-0	5.0	.167	.000	.000	1.3	0.2	0	0	0.3
BROWN, Trey	8-0	4.0	.286	.333	.333	0.6	0.3	0	1	0.8	3-0	1.3	.500	.000	.000	0.7	0.0	0	0	0.7
Totals	32		.414	.332	.686	39.2	14.3	202	36	70.6	18		.413	.312	.686	38.8	13.2	93	17	70.7
Opponent	32		.407	.324	.651	36.3	14.5	237	114	68.9	18		.426	.350	.663	36.7	15.4	124	62	73.6

SCORING	Overall Statistics								Conference Statistics							
	fg-fga	fg%	3fg-fga	3fg%	ft-fta	ft%	pts	pts/g	fg-fga	fg%	3fg-fga	3fg%	ft-fta	ft%	pts	pts/g
TAYLOR, Ricky	125-306	.408	46-120	.383	93-119	.782	389	12.2	73-190	.384	21-64	.328	52-69	.754	219	12.2
WATTAD, Omar	117-337	.347	80-224	.357	50-64	.781	364	12.1	60-200	.300	39-124	.315	36-49	.735	195	11.5
ZLOVARIC, Drazen	147-268	.549	0-2	.000	31-56	.554	325	10.2	86-150	.573	0-1	.000	14-25	.560	186	10.3
BELL, Keegan	80-262	.305	51-196	.260	42-56	.750	253	7.9	41-144	.285	27-110	.245	19-28	.679	128	7.1
EARLY, Chris	27-67	.403	11-24	.458	9-18	.500	74	7.4	8-17	.471	4-6	.667	0-0	.000	20	10.0
HAMPTON, Dontay	60-157	.382	27-82	.329	80-98	.816	227	7.1	41-105	.390	16-51	.314	49-63	.778	147	8.2
MASON, Z.	46-120	.383	1-6	.167	46-69	.667	139	5.6	29-69	.420	0-1	.000	28-42	.667	86	7.8
WHITE, Ronrico	47-119	.395	23-57	.404	43-66	.652	160	5.0	30-63	.476	14-29	.483	25-36	.694	99	5.5
BURROUGHS, Jahmal	49-88	.557	0-4	.000	35-66	.530	133	4.6	30-52	.577	0-1	.000	24-43	.558	84	5.6
BRYANT, Jared	34-57	.596	0-0	.000	25-39	.641	93	3.2	21-32	.656	0-0	.000	13-20	.650	55	3.2
STOKES, Lance	14-26	.538	0-2	.000	26-32	.813	54	2.2	11-17	.647	0-0	.000	15-18	.833	37	2.3
BAKER, Drew	11-20	.550	0-0	.000	7-22	.318	29	1.9	5-10	.500	0-0	.000	2-11	.182	12	1.5
BARIEKA, Martynas	6-15	.400	0-3	.000	2-6	.333	14	1.2	1-6	.167	0-1	.000	0-0	.000	2	0.3
BROWN, Trey	2-7	.286	1-3	.333	1-3	.333	6	0.8	1-2	.500	0-0	.000	0-0	.000	2	0.7
Totals	765-1849	.414	240-723	.332	490-714	.686	2260	70.6	437-1057	.413	121-388	.312	277-404	.686	1272	70.7
Opponent	771-1895	.407	300-926	.324	362-556	.651	2204	68.9	464-1088	.426	192-548	.350	205-309	.663	1325	73.6

TOTALS	Overall Statistics										Conference Statistics									
	o-reb	d-reb	total	pf	fo	a	to	a/to	hi	pts	o-reb	d-reb	total	pf	fo	a	to	a/to	hi	pts
TAYLOR, Ricky	29	91	120	57	0	60	65	0.9	24	24	18	48	66	32	0	33	34	1.0	24	24
WATTAD, Omar	21	92	113	61	0	54	61	0.9	25	25	15	56	71	29	0	33	35	0.9	25	25
ZLOVARIC, Drazen	54	152	206	68	3	17	47	0.4	22	22	32	74	106	40	2	9	26	0.3	22	22
BELL, Keegan	15	97	112	40	0	197	91	2.2	21	21	8	53	61	24	0	100	49	2.0	21	21
EARLY, Chris	13	47	60	33	4	15	17	0.9	18	18	3	12	15	9	1	5	8	0.6	18	18
HAMPTON, Dontay	18	45	63	52	0	37	27	1.4	17	17	13	32	45	32	0	21	10	2.1	17	17
MASON, Z.	45	95	140	36	0	9	20	0.5	18	18	23	63	86	18	0	6	11	0.5	18	18
WHITE, Ronrico	14	38	52	38	0	27	31	0.9	16	16	6	15	21	18	0	7	14	0.5	16	16
BURROUGHS, Jahmal	54	74	128	61	1	20	28	0.7	19	19	34	47	81	28	1	13	17	0.8	19	19
BRYANT, Jared	30	48	78	48	0	6	19	0.3	14	14	16	30	46	29	0	4	8	0.5	10	10
STOKES, Lance	12	19	31	36	1	9	18	0.5	11	11	10	13	23	29	1	5	13	0.4	11	11
BAKER, Drew	11	15	26	19	0	1	9	0.1	14	14	9	4	13	16	0	1	5	0.2	5	5
BARIEKA, Martynas	6	7	13	5	0	2	4	0.5	6	6	4	4	8	1	0	1	0	0.0	2	2
BROWN, Trey	2	3	5	0	0	2	1	2.0	4	4	1	1	2	0	0	0	0	0.0	2	2
Totals	377	877	1254	555	9	456	443	1.0	98	98	220	479	699	306	5	238	232	1.0	87	87
Opponent	342	820	1162	620	-	464	427	1.1	88	88	198	463	661	352	-	277	211	1.3	88	88

**2011-12 CHATTANOOGA MOCS**  
**Chattanooga Combined Team Statistics (as of Mar 03, 2012)**  
**All games**

<b>RECORD:</b>	<b>OVERALL</b>	<b>HOME</b>	<b>AWAY</b>	<b>NEUTRAL</b>
ALL GAMES	11-21	11-6	0-14	0-1
CONFERENCE	5-13	5-4	0-9	0-0
NON-CONFERENCE	6-8	6-2	0-5	0-1

##	Player	gp-gs	min	avg	Total		3-Point		F-Throw		Rebounds				pf	dq	a	to	blk	stl	pts	avg
					fg-fga	fg%	3fg-fga	3fg%	ft-fa	ft%	off	def	tot	avg								
22	TAYLOR, Ricky	32-30	854	26.7	125-306	.408	46-120	.383	93-119	.782	29	91	120	3.8	57	0	60	65	5	24	389	12.2
00	WATTAD, Omar	30-29	829	27.6	117-337	.347	80-224	.357	50-64	.781	21	92	113	3.8	61	0	54	61	4	27	364	12.1
20	ZLOVARIC, Drazen	32-31	886	27.7	147-268	.549	0-2	.000	31-56	.554	54	152	206	6.4	68	3	17	47	6	17	325	10.2
03	BELL, Keegan	32-32	1115	34.8	80-262	.305	51-196	.260	42-56	.750	15	97	112	3.5	40	0	197	91	1	33	253	7.9
21	EARLY, Chris	10-8	224	22.4	27-67	.403	11-24	.458	9-18	.500	13	47	60	6.0	33	4	15	17	1	10	74	7.4
02	HAMPTON, Dontay	32-2	531	16.6	60-157	.382	27-82	.329	80-98	.816	18	45	63	2.0	52	0	37	27	1	32	227	7.1
30	MASON, Z.	25-1	394	15.8	46-120	.383	1-6	.167	46-69	.667	45	95	140	5.6	36	0	9	20	8	7	139	5.6
11	WHITE, Ronrico	32-0	440	13.8	47-119	.395	23-57	.404	43-66	.652	14	38	52	1.6	38	0	27	31	0	19	160	5.0
32	BURROUGHS, Jahmal	29-17	510	17.6	49-88	.557	0-4	.000	35-66	.530	54	74	128	4.4	61	1	20	28	3	16	133	4.6
34	BRYANT, Jared	29-1	294	10.1	34-57	.596	0-0	.000	25-39	.641	30	48	78	2.7	48	0	6	19	2	3	93	3.2
01	STOKES, Lance	25-7	191	7.6	14-26	.538	0-2	.000	26-32	.813	12	19	31	1.2	36	1	9	18	0	7	54	2.2
05	BAKER, Drew	15-2	109	7.3	11-20	.550	0-0	.000	7-22	.318	11	15	26	1.7	19	0	1	9	4	6	29	1.9
10	BARIEKA, Martynas	12-0	66	5.5	6-15	.400	0-3	.000	2-6	.333	6	7	13	1.1	5	0	2	4	0	1	14	1.2
12	BROWN, Trey	8-0	32	4.0	2-7	.286	1-3	.333	1-3	.333	2	3	5	0.6	0	0	2	1	1	0	6	0.8
Team											53	54	107		1		5					
Total.....		32	6475		765-1849	.414	240-723	.332	490-714	.686	377	877	1254	39.2	555	9	456	443	36	202	2260	70.6
Opponents.....		32	6475		771-1895	.407	300-926	.324	362-556	.651	342	820	1162	36.3	620	-	464	427	114	237	2204	68.9

<b>TEAM STATISTICS</b>	<b>UTC</b>	<b>OPP</b>	<b>Date</b>	<b>Opponent</b>	<b>Score</b>	<b>Att.</b>
SCORING	2260	2204	11/13/11	at Indiana	L 53-78	16149
Points per game	70.6	68.9	11/15/11	at BUTLER	L 46-57	6078
Scoring margin	+1.8	-	11/18/11	KENNESAW ST.	L 59-65	2881
FIELD GOALS-ATT	765-1849	771-1895	11/21/11	WARREN WILSON	w 88-36	2204
Field goal pct	.414	.407	11/25/11	SAVANNAH STATE	w 65-63	2283
3 POINT FG-ATT	240-723	300-926	11/27/11	GARDNER-WEBB	Lot 74-76	2189
3-point FG pct	.332	.324	* 12/1/11	at Georgia Southern	L 76-84	1476
3-pt FG made per game	7.5	9.4	* 12/03/11	at College of Charleston	Lo2 85-87	4358
FREE THROWS-ATT	490-714	362-556	12/10/11	at Mercer	L 56-67	1795
Free throw pct	.686	.651	12/13/11	SPALDING	w 98-48	2155
F-Throws made per game	15.3	11.3	12/17/11	at Kentucky	L 62-87	23211
REBOUNDS	1254	1162	12/21/11	HIWASSEE	w 95-41	2409
Rebounds per game	39.2	36.3	12/29/11	LONGWOOD	w 85-50	2527
Rebounding margin	+2.9	-	12/30/11	UTAH VALLEY	w 74-59	2652
ASSISTS	456	464	01/02/12	at Tennessee	L 63-76	15239
Assists per game	14.3	14.5	* 01/05/12	WESTERN CAROLINA	w 78-62	2554
TURNOVERS	443	427	* 01/07/12	APPALACHIAN STATE	w 65-63	3245
Turnovers per game	13.8	13.3	* 01/12/12	WOFFORD	w 51-48	2959
Turnover margin	-0.5	-	* 01/14/12	at Samford	L 70-81	1012
Assist/turnover ratio	1.0	1.1	* 1/19/12	at UNCG	L 72-81	2369
STEALS	202	237	* 01/21/12	at Elon	L 87-88	1607
Steals per game	6.3	7.4	* 01/26/12	DAVIDSON	L 63-64	2847
BLOCKS	36	114	* 01/28/12	GEORGIA SOUTHERN	L 72-75	4170
Blocks per game	1.1	3.6	* 02/02/12	at Western Carolina	L 76-82	2047
ATTENDANCE	50205	87177	* 02/04/12	at Davidson	L 61-88	4583
Home games-Avg/Game	17-2953	14-5888	* 02/09/12	ELON	w 83-75	2606
Neutral site-Avg/Game	-	1-4741	* 02/11/12	UNCG	L 76-77	5166
Score by Periods	1st	2nd	OT	OT2	Totals	
Chattanooga	1029	1206	12	13	2260	
Opponents	1056	1119	14	15	2204	
						* 02/15/12 at Appalachian State L 70-79 1271
						* 02/18/12 THE CITADEL L 46-48 3238
						* 02/23/12 at Furman L 55-65 1241
						* 02/25/12 SAMFORD w 86-78 4120
						3/2/12 vs Georgia Southern L 70-76 4741

\* - Conference game