



2011-12 BASKETBALL

G A M E N O T E S

Samford (11-17, 8-9) at Chattanooga (10-20, 4-13) -- Feb. 25 -- 6:30 p.m. (CT)

2011-12 SCHEDULE/RESULTS

Date Opponent Time/Result

NOVEMBER

7 BERRY COLLEGE (Exhibition) . . . W, 87-47
 12 YOUNGSTOWN STATE L, 76-69
 18 at Jacksonville L, 70-57
 22 GEORGIA STATE L, 55-47
 26 at UT Arlington W, 71-69

DECEMBER

1 WESTERN CAROLINA* L, 75-71
 5 UTSA L, 74-52
 7 MERCER L, 83-78 (OT)
 10 LINDSEY WILSON W, 82-56
 17 SPRING HILL W, 90-64
 20 at #3 Kentucky (ESPN2) L, 82-50
 28 at Sam Houston State L, 74-58
 31 at Maryland (FSS) L, 75-63

JANUARY

5 APPALACHIAN STATE* L, 68-63
 7 at The Citadel* L, 73-62
 12 at Georgia Southern* L, 58-53
 14 CHATTANOOGA* (My68) W, 81-70
 19 at Elon* W, 86-80
 22 at UNCG* L, 61-60
 26 GEORGIA SOUTHERN* (ESPN3) . W, 57-55
 28 DAVIDSON* W, 77-74
 30 COLLEGE OF CHARLESTON* . . . L, 68-52

FEBRUARY

2 at Appalachian State* W, 53-52
 4 at Wofford* W, 66-61 (OT)
 9 UNCG* L, 71-69
 11 ELON* (Red Out Game) W, 87-78
 15 at Davidson* L, 81-54
 18 FURMAN* (Senior Day) W, 55-49
 23 at Western Carolina* L, 79-77
 25 at Chattanooga* 6:30 p.m.

MARCH

2 at SoCon Tournament^ TBA
 3 at SoCon Tournament^ TBA
 4 at SoCon Tournament TBA
 5 at SoCon Tournament TBA

- Home games in ALL CAPS
 - All times Central; dates and times are subject to change.
 * - SoCon game
 ^ - SoCon Tournament game

'DOGS FACE CHATTANOOGA IN KEY SEASON FINALE

The Samford University basketball team will compete in its final game of the 2011-12 regular season Saturday as the Bulldogs head to Chattanooga, Tenn., for a critical Southern Conference showdown against the Chattanooga Mocs. The pivotal SoCon finale will begin at 6:30 p.m. (CST) and will be held at The McKenzie Arena.

Samford (11-17, 8-9 SoCon) heads into Saturday's matchup with hopes of earning an opening-round bye in the SoCon Tournament for the first time in school history. The Bulldogs are currently tied for second place in the North Division standings, but would secure a first-round bye with a victory over Chattanooga (10-20, 4-13 SoCon).

A triumph Saturday would also secure the 'Dogs' best SoCon record in school history. With a tough road win against the Mocs, Samford would conclude the season with a 9-9 SoCon mark and would top their previous best record of 9-11, which was set in 2008-09.

Chattanooga (10-20, 4-13 SoCon) is in the midst of a four-game losing streak and has dropped 11 of its previous 12 outings. All 10 of the Mocs' victories have come at home.

2011-12 SOCON STANDINGS

	CONFERENCE				OVERALL				
	Record	Pct.	Home	Away	Record	Pct.	Home	Away	Strk.
NORTH DIVISION									
UNCG	10-7	.588	6-3	4-4	12-17	.414	7-5	4-12	L2
Samford	8-9	.471	5-4	3-5	11-17	.393	7-8	4-9	L1
Elon	8-9	.471	5-3	3-6	13-15	.464	9-4	4-11	L5
Western Carolina	7-10	.412	4-4	2-7	13-17	.433	8-4	4-12	W3
Appalachian State	7-10	.412	5-4	2-6	12-16	.429	9-5	3-10	L1
Chattanooga	4-13	.235	4-4	0-9	10-20	.333	10-6	0-14	L4
SOUTH DIVISION									
Davidson	15-2	.882	9-0	6-2	21-7	.750	13-2	7-5	W1
Georgia Southern	12-5	.706	8-0	4-5	14-13	.519	10-1	4-12	L1
Wofford	11-6	.647	6-2	5-4	18-12	.600	10-2	7-9	W1
College of Charleston	9-8	.529	6-3	3-5	18-11	.621	10-4	6-6	W2
Furman	8-9	.471	5-4	3-5	14-14	.500	9-5	5-9	W1
The Citadel	3-14	.176	2-6	1-8	6-22	.214	4-9	1-12	W2

SAMFORD at CHATTANOOGA: THE FACTS

The Bulldogs trail Chattanooga in the all-time series, 48-36, but have been victorious in three of the previous five meetings. Earlier this season, Samford defeated the Mocs, 81-70, in a regionally-televised matchup held Jan. 14 at the Pete Hanna Center in Birmingham, Ala. Chattanooga owns a 31-19 record in the series when playing at home.

SAMFORD

Overall Record: 11-17
 Conference Record: 8-9
 Home Record: 7-8
 Away Record: 4-9
 Head Coach: Jimmy Tillette
 Record at Samford: . . 229-217 (15)
 Overall Record: Same
 Record vs. Chattanooga 3-8

CHATTANOOGA

Overall Record: 10-20
 Conference Record: 4-13
 Home Record: 10-6
 Away Record: 0-14
 Head Coach: John Shulman
 Record at UTC: 131-126 (8)
 Overall Record: Same
 Record vs. Samford: 5-3

QUICK FACTS

Location Birmingham, Ala.
 Founded 1841, as Howard College
 Enrollment 4,715
 Nickname Bulldogs
 School Colors Red and Blue
 Arena Pete Hanna Center (5,000)
 Affiliation NCAA Division I
 Conference Southern
 President Dr. Andrew Westmoreland
 Alma Mater Ouachita Baptist, '79
 Director of Athletics Martin Newton
 Alma Mater Samford/1983

HISTORY

First Season 1901-02
 All-Time Record 1017-1227 (.453)
 All-Time DI Record 492-612 (.445)
 NCAA Tournament Appearances Two
 Previous Appearance 2000
 Last NCAA Opponent Syracuse L (79-65)
 at the Midwest Regional in Cleveland, Ohio
 NCAA Tournament Record 0-2

TEAM INFORMATION

2010-11 Overall Record 12-19
 SoCon Record/Finish 4-14/6th in North
 Starters Returning/Lost 3/2
 Letterwinners Returning/Lost 9/4

COACHING STAFF

Head Coach Jimmy Tillette
 Alma Mater Our Lady of Holy Cross, '75
 Record at Samford 229-217 (15th year)
 Career Record Same
 Associate Head Coach Paul Kelly
 Alma Mater Tulane, '87
 Assistant Coach Lee Burgess
 Alma Mater Samford, '01
 Assistant Coach Terrence Johnson
 Alma Mater Southern University, '01

SPORTS INFORMATION

Men's Basketball Contact Zac Schrieber
 Office Phone (205) 726-2802
 Cell Phone (205) 532-3476
 E-mail zdschrie@samford.edu

Director Joey Mullins
 Office Phone (205) 726-2799
 Cell Phone (205) 532-3477
 E-mail jmmulli1@samford.edu



The Last Time Out

SAMFORD	77
W. Carolina	79



BULLDOGS' LATE CHARGE COMES UP SHORT AT WCU, 79-77

Despite trailing by as many as 14 points in the second half Thursday, Samford clawed back to tie the game at 73-73 with 1:28 remaining in a key Southern Conference contest against the Western Carolina Catamounts at the Ramsey Center. In the final minute of play, Western Carolina drained six-consecutive free throws to hold off the resurgent Bulldogs, 79-77.

With the loss, **Samford (11-17, 8-9 SoCon)** remained winless at **Western Carolina (13-17, 7-10 SoCon)** and dropped to 0-5 when playing at the Ramsey Center. The Catamounts tied a school record with 17 3-point baskets and received a career-high nine triples from senior guard Keaton Cole. Cole connected on six of his 3-point field goals in the opening half and led all scorers with a career-high 28 points on 9-of-12 shooting. All of his attempts came from beyond the arc.

After Samford tied the game at 73-73, Western Carolina's Brandon Boggs turned the ball over and the Bulldogs called a 30-second timeout. Samford then ran a play for **Jeffrey Merritt** and he backed down a Catamount defender before his turnaround jumper came up short and Western Carolina's Trey Sumler grabbed the rebound with 32 seconds left. Sumler was fouled on the possession and knocked down both free throws to give Western Carolina a 75-73 lead.

On the ensuing trip down the court, Samford's Merritt couldn't connect on a baseline layup as Harouna Mutombo came up with the rebound, was fouled by the Bulldogs and made both of his free throws to give the Catamounts a 77-73 advantage with 14 seconds remaining.

As Samford's late hopes were fading, **Drew Windler** smoothly drained an NBA-range 3-pointer from the right flank to trim Western Carolina's lead to 77-76, but Sumler once again connected on both of his free throws to make the score 79-76. On the Bulldogs' final possession, **Raijon Kelly** was fouled with 1.1 seconds left in the game before reaching midcourt. He made the first attempt from the charity stripe and intentionally missed the second free throw in hopes of a Samford put-back, but the Catamounts' Sumler grabbed the game-ending rebound.

TYLER HOOD SURGES ONTO THE SCENE FOR THE BULLDOGS

Since moving into the starting lineup against UTSA on Dec. 5, Samford's Tyler Hood is averaging **12.3** points per game. Hood, a 6-foot-6 redshirt freshman from Kingston, Tenn., has made an immediate impact for the Bulldogs and is also averaging **4.2** rebounds per contest during the span. Since moving into the starting lineup, Hood is playing **29.2** minutes per game and is shooting **47.6** percent from the field.

Against Elon on Jan. 19, Hood turned in the best game of his collegiate career as he scored a career-high **25** points on **8-of-13** shooting from the field. He also knocked down a career-high four 3-point field goals and pulled down seven rebounds.

SPORTS INFORMATION DEPARTMENT



The Samford Sports Information Department is headed up by ninth-year director **Joey Mullins** and eighth-year director **Zac Schrieber**. Sports Information Intern **Nathan Sheehan** is in the midst of his first year at Samford and handles the media relations aspects of volleyball, softball, track and field and cross country.



Schrieber serves as the primary contact for men's basketball, women's soccer, men's and women's golf and men's and women's tennis, while Mullins handles media relations for the football, women's basketball and baseball teams.

All members of the media working Samford men's basketball games must request credentials from Schrieber prior to the event. Early requests are helpful, enabling the media to receive parking passes prior to the day of the game. Please call Schrieber at (205) 726-2802 for directions or further instruction.

SAMFORD'S PROBABLE STARTERS

NO.	POS.	NAME	HT.	WT.	CL./EXP.	HOMETOWN	STATS
11	G	Raijon Kelly	6-4	170	Fr./HS	St. Paul, Minn.	8.9 ppg, 2.8 rpg
24	G	Will Cook	6-4	185	So./1VL	Dallas, Texas	7.9 ppg, 5.2 rpg
5	G	Jeffrey Merritt	6-6	205	Sr./3VL	Oklahoma City, Okla.	8.5 ppg, 6.7 rpg
35	F	Tyler Hood	6-6	200	Fr./RS	Kingston, Tenn.	10.9 ppg, 3.6 rpg
1	C	Drew Windler	6-9	200	So./1VL	South Milwaukee, Wis.	14.2 ppg, 3.8 rpg

SAMFORD OFF THE BENCH

NO.	POS.	NAME	HT.	WT.	CL./EXP.	HOMETOWN	STATS
25	G	Devin McNeil	6-0	180	Fr./HS	Birmingham, Ala.	3.7 ppg, 1.6 apg
23	C	Matthew Friday	6-8	235	Sr./3VL	Grapevine, Texas	3.6 ppg, 2.2 rpg
2	G	Brandon Hayman	6-3	185	Fr./HS	Braselton, Ga.	3.4 ppg, 1.8 rpg
14	G	Kaylin Johnson	6-0	180	Sr./3VL	Baton Rouge, La.	2.9 ppg, 1.1 rpg
10	G	Connor Miller	6-3	175	Fr./HS	Stanley, Wis.	2.3 ppg, 1.1 rpg
33	C	Levi Barnes	6-10	215	So./1VL	Douglasville, Ga.	0.2 ppg, 1.0 bpg
15	G	Hamilton Bailey	6-4	185	So./1VL	Atlanta, Ga.	0.0 ppg, 0.3 rpg
12	F	John Peterson	6-7	195	Sr./3VL	Boca Raton, Fla.	8.2 ppg, 2.2 rpg
21	G	Gregg Wooten	6-2	190	Jr./2VL	Memphis, Tenn.	-----

BULLDOG BITES

THE SAMFORD YOUTH MOVEMENT

The Bulldogs' initial 2011-12 roster boasted four experienced seniors in **Jeffrey Merritt**, **Matthew Friday**, **Kaylin Johnson** and **John Peterson**, with nine of the remaining 10 Samford players being underclassmen. **Gregg Wooten**, the Bulldogs' lone junior on the roster, was penciled in to start at the point guard position this season, but suffered a leg injury in October and was forced to take a medical redshirt year. Peterson injured his upper-arm on Dec. 1, and will also miss the rest of the season.

Along with Samford's four seniors, the Bulldogs' talented roster also includes four sophomores, redshirt freshman **Tyler Hood** and four true freshmen. Samford's 2011-12 seniors have combined to play in **381** total games, with **143** starts between the four of them. The remaining nine healthy Bulldogs this season have combined to play in a total of **253** games, with **130** starts.

TILLETTE REACHES HISTORIC MILESTONE

Samford head coach **Jimmy Tillette** became the first coach in school history to reach the 200-win plateau on Dec. 22, 2009, as the Bulldogs defeated Eastern Michigan on the road 58-56.

In his 15th season as the head coach at Samford, Tillette owns a **229-217** overall record and an impressive **147-123** mark against conference opponents. He is Samford's all-time winningest coach and piloted the Bulldogs to NCAA Tournament appearances in both 1999 and 2000.

On Nov. 14, 2004, he earned the 150th win of his career as Samford posted an 83-59 home victory against Tennessee Temple. Tillette reached the 100-win plateau on Nov. 25, 2002, with a 70-61 win at home versus Arkansas State.

SAMFORD'S OFFENSE - - A TOUGH SCOUT

It is safe to say that Samford's offensive style is unique. While most teams play pressure defense and tend to run the ball up the court, the Bulldogs also use patience and precision cutting in their offensive sets to get either a back-door layup or a wide open look at a 3-point shot. With that in mind, Samford's offense is hard to prepare for and often poses problems for the opposition's coaches in the league to scout.

Since Head Coach **Jimmy Tillette** incorporated the Princeton offense at Samford in 1997, the Bulldogs have reeled off an **89-70** record in games played against teams that have less than three days to prepare.

TILLETTE LAUDS SAMFORD'S TALENT IN 2011-12

At Samford's annual Media Day, which was held Nov. 9, the Bulldogs' head coach **Jimmy Tillette** highlighted the team's talent this season by saying the following, "Our younger players are much more athletic than those in the past and these seniors have been great for us, as far as providing leadership."

Samford's Record When . . .

Controlling the Tip	5-8
Scoring First	7-8
Leading at Half	9-4
Trailing at Half	2-12
Tied at Half	0-1
Leading with 5:00 Left	8-1
Trailing with 5:00 Left	1-16
Tied with 5:00 Left	2-0
Playing Overtime	1-1

Out-rebounding the Opponent	3-6
Getting Out-rebounded	7-11
Rebounds are Even	1-0
Committing More Turnovers	1-9
Forcing More Turnovers	8-7
Turnovers are the Same	2-0
Attempting More Free Throws	9-4
Allowing More Free-Throw Attempts	2-13
Free-Throw Attempts are the Same	0-0

Shooting 50% or Above from the Field	5-1
Shooting Below 50% from the Field	6-16
Opponent Shoots At Least 50% from the Field	1-6
Opponent Shoots Below 50% from the Field	10-11
Shooting Better than their Opponent	8-6
Opponent Shoots Better from the Field	3-11

Shooting at Least 40% from 3-point Range	6-3
Shooting Less than 40% from 3-point Range	5-14
Shooting Better than Opponent from 3-point	6-3
Shooting 70% or Better from the Line	3-4
Shooting Less than 70% from the Line	8-13

Bench Outscores the Opponents' Bench	7-9
Opponents' Bench Outscores Samford's	4-7
Bench Scoring is the Same	0-1
Following a Samford win	4-7
Following a Samford loss	7-9

3-or-more Players Score in Double Figures	9-10
4-or-more Players Score in Double Figures	5-1
5-or-more Players Score in Double Figures	3-0

Wearing White Uniforms	6-8
Wearing Blue Uniforms	4-9

In November	1-3
In December	2-6
In January	4-5
In February	4-3
In March	0-0

On Monday	0-2
On Tuesday	0-2
On Wednesday	0-3
On Thursday	3-5
On Friday	0-1
On Saturday	8-3
On Sunday	0-1

SAMFORD IN THE NATIONAL RANKINGS

Samford is currently ranked No. 26 in the nation in 3-point field goals per game. The Bulldogs are averaging 8.4 3-point field goals per contest this season and are shooting 34.1 percent from beyond the arc.

The Bulldogs are also nationally ranked in both assists per game (No. 82 - 14.1 apg) and assist/turnover ratio (No. 106 - 1.1). Samford's senior guard Jeffrey Merritt leads the team with 99 assists this year with an average of 3.5 assists per contest.

SAMFORD IN THE SOCON RANKINGS

Samford heads into Saturday's matchup tied for first place in the Southern Conference in 3-point field goals made per game. So far this season, the Bulldogs are knocking down an average of 8.4 3-point baskets per outing and are shooting 34.1 percent from beyond the arc.

Samford is also ranked among the top five teams in the SoCon in an additional three categories. The Bulldogs are currently ranked third in the league in assists (14.1), assist/turnover ratio (1.1) and field-goal percentage (44.3).

Individually, Samford's Jeffrey Merritt is ranked among the league's leaders in a number of statistical categories. Merritt is currently ranked third in defensive rebounds (5.5 rpg), fourth in assist/turnover ratio (1.9), fifth in rebounding (6.7 rpg.), seventh in assists (3.5 apg.) and eighth in the SoCon in minutes played (33.9 mpg).

DEVIN McNEIL - - BIRMINGHAM'S OWN

Samford true freshman Devin McNeil is currently the only Alabama native on the Bulldogs' roster. McNeil, who starred at Central Park Christian High School in Birmingham, Ala., is also the first Birmingham native to play at Samford in 10 years. Prior to McNeil's arrival in 2011, Will Gardner proved to be the last Birmingham native to play for the Bulldogs since the 2001-02 season.

SCOUTING THE COMPETITION

Chattanooga (10-20, 4-13 SoCon) will hold its annual Senior Night presentation Saturday as the Mocs honor their 2011-12 senior class comprised of Omar Wattad, Keegan Bell, Ricky Taylor and Jahmal Burroughs. Wattad and Taylor are both averaging 12.4 points per game this season to pace Chattanooga's offensive attack, while Bell leads the SoCon in assists with 6.1 per contest.

Samford (243 RPI)	Category	Chattanooga (308 RPI)
11-17, 8-9 SoCon	Record	10-20, 4-13 SoCon
65.7	Points Per Game	70.1
69.0	Points Allowed Per Game	68.3
44.3	Field Goal Percentage	41.3
43.0	Opponents' Field Goal Percentage	40.5
34.1	3-Pt. Field Goal Percentage	33.4
36.2	Opponents' 3-Pt. Field Goal Percentage	32.3
65.8	Free-Throw Percentage	68.1
32.2	Rebound Average	39.1
-3.5	Rebound Margin	+2.6
8.4	3-Pts. Per Game	7.6
8.3	Opponents' 3-Pts. Per Game	9.4
2.2	Blocks Per Game	1.2
5.2	Steals Per Game	6.4
14.1	Assists Per Game	14.4
13.2	Turnovers Per Game	13.8
12.2	Turnovers Forced Per Game	13.6



**STATISTICAL
COMPARISON**



When it's close

Samford's record in ...	2011-12	Under Tillette
Overtime	1-1	11-14
One-point games	1-1	15-7
Two-point games	2-2	9-17
Three-point games	1-0	15-18
Four-point games	0-1	11-4
Five-point games	1-3	9-15
6-9 point games	3-2	49-44

When it's not

Samford's record in ...	2011-12	Under Tillette
10-19 point games	1-5	71-73
20-29 point games	2-2	30-25
30-39 point games	0-1	9-8
40-49 point games	0-0	6-1
50-59 point games	0-0	2-0

LARGEST MARGIN OF VICTORY

All-Time
70, Samford 118, Covenant 48 12/8/1964

At Home
70, Samford 118, Covenant 48 12/8/1964

Under Tillette
57, Samford 92, North Georgia 35 . . . 12/18/1999

LARGEST MARGIN OF DEFEAT

All-Time
61, Alabama 105, Samford 44 1/27/1958

At Home
37, Western Kentucky 94, Samford 57 . . 12/13/1986

Under Tillette
44, #2 Texas 77, Samford 33 11/16/2005
38, Wofford 81, Samford 43 1/22/2011
37, Ohio State 59, Samford 22 11/30/2008
33, UNC Greensboro 73, Samford 40 . 12/5/2009
33, #20 Clemson 78, Samford 45 . . . 12/29/2007
32, #3 Kentucky 82, Samford 50 12/20/2011
32, Alabama 83, Samford 51 11/14/2001

MOST POINTS SCORED

All-Time
131, Samford 131, Miss. College 95 . . . 2/22/1971

At Home
131, Samford 131, Miss. College 95 . . . 2/22/1971

Under Tillette
110, Samford 110, Troy State 64 1/31/1998

MOST POINTS ALLOWED

All-Time
116, Lamar 116, Samford 60 11/23/1990

At Home
109, UMKC 109, Samford 77 2/12/1990

Under Tillette
101, UT Martin 101, Samford 94 3/4/2008

**2011-12 SOUTHERN CONFERENCE
Preseason Coaches Poll**

NORTH DIVISION

<i>School (First-place votes)</i>	<i>Pts.</i>
1. Chattanooga (9)	64
2. Appalachian State (2)	51
3. Western Carolina (1)	44
4. UNCG	42
5. Elon	29
6. Samford	16

SOUTH DIVISION

<i>School (First-place votes)</i>	<i>Pts.</i>
1. Davidson (10)	65
2. College of Charleston (2)	56
3. Georgia Southern	42
4. Furman	34
5. Wofford	32
6. The Citadel	17

-- The head coaches were not allowed to vote for their own teams. A total of 10 points was awarded per first-place vote, nine for second, etc.

SOCON PRESEASON TEAM

Keegan Bell	Chattanooga
Omar Carter	Appalachian State
Jake Cohen	Davidson
JP Kuhlman	Davidson
Willie Powers III	Georgia Southern
Drew Spradlin	Elon
Trey Sumler	Western Carolina
Omar Wattad	Chattanooga
Trent Wiedeman	College of Charleston
Antwaine Wiggins	College of Charleston

Preseason Player of the Year
Omar Carter, Appalachian State

SOCON WEEKLY TELECONFERENCE

The Southern Conference hosts a regular teleconference in which each school's head coach is available for questions on a biweekly basis, rotating between divisions. If needed, the telephone number for the press conference can be given to members of the working media by Samford Assistant Sports Information Director, **Zac Schrieber (205) 726-2802.**

SOCON GAMES WEBSTREAMED LIVE

All of Samford's Southern Conference games will be webstreamed live on the Southern Conference's web site: www.soconsports.com. Check out the site for more information and click on SoCon TV for more details.

A DECADE OF MERRITT BROTHERS -----

Since 2001, there has been at least one Merritt brother listed on Samford's roster. In 2001, **J. Robert Merritt** joined the Bulldogs as a freshman and went on to become the school's seventh all-time leading scorer with **1,584** points. Samford's former great was also the school's first All-American and is still the Bulldogs' leader in 3-pointers made in a career (**311**).

In 2003, **Joe Ross Merritt** came to Samford as a freshman and played three seasons with J. Robert. Joe Ross also proved to be one of the top players in school history and finished his career ranked second in games played with **121**. Joe Ross graduated following the 2007-08 campaign, and now there is another Merritt to wear his No. 5 jersey.

In his senior season at Samford, **Jeffrey Merritt** has already done an outstanding job of keeping the Samford-Merritt tradition alive and will be the Bulldogs' Team Captain in 2011-12.

623-STRAIGHT AND STILL COUNTING -----

The Bulldogs have made at least one 3-point field goal in **623**-consecutive games. The last time that Samford did not make a 3-point basket was on Jan. 19, 1991, against UTSA. The Bulldogs' streak of having made at least two 3-pointers in a game was snapped on Dec. 13, 2008, against Saint Louis when Samford turned in a dismal 1-for-14 performance from beyond the arc. The Bulldogs' streak of 476-straight games with two 3-pointers began Feb. 8, 1992.

UNLV is the national leader in consecutive games with a 3-point field goal as the Running Rebels have made a 3-point basket in **841**-straight games dating back to the 1986-87 season. Vanderbilt (**831**) and Kentucky (**822**) are the only other two schools that have made at least one 3-point basket since the rule was adopted prior to the 1986 campaign.

TURNING POINT -----

With junior **Gregg Wooten's** season-ending injury in the offseason, Samford's coaching staff turned its point guard duties over to talented true freshmen **Raijon Kelly** and **Devin McNeil**.

Kelly has been listed in the starting lineup in **15**-consecutive games and turned in a 19-point performance against Chattanooga on Jan. 14. In the Bulldogs' 81-70 win, Kelly went 5-of-11 from the field and turned in a perfect 8-of-8 performance from the free-throw line.

McNeil, a native of Birmingham and a standout at Central Park Christian High School, scored a career-high 19 points against Western Carolina on Dec. 1.

PLENTY OF DEPTH AT THE "P" POSITION -----

Samford head coach **Jimmy Tillette** has pointed out on a number of occasions that he is pleased with the depth of the team's center, or "P" position. Sophomore **Drew Windler** from South Milwaukee, Wis., has started in nearly every game this season, while senior **Matthew Friday** and sophomore **Levi Barnes** have both seen significant playing time off the bench.

NCAA STATISTICAL RANKINGS

Category	Samford Rank	Samford	National Leader	Actual
Scoring Offense	228	65.7	Iona	83.1
Scoring Defense	221	69.0	Wisconsin	51.1
Scoring Margin	256	-3.2	Kentucky	+19.7
Field-Goal Percentage	141	44.3%	Creighton	51.1%
FG Percentage Defense	168	43.0%	Kentucky	36.2%
3-Point FG Per Game	26	8.4	Florida	10.3
3-Point FG Percentage	197	34.1%	Northern Colorado	45.4%
3-Point FG Defense	225	36.2%	Wisconsin	26.4%
Free-Throw Percentage	259	65.8%	Weber State	80.9%
Rebound Margin	285	-3.5	North Carolina	+11.6
Assists Per Game	82	14.1	Iona	19.4
Assist Turnover Ratio	106	1.1	Syracuse	1.56
Blocked Shots Per Game	293	2.2	Kentucky	9.3
Steals Per Game	284	5.2	East Tennessee St.	10.5
Fewest Turnovers Per Game	149	13.2	Purdue	8.7
Personal Fouls Per Game	89	17.0	Missouri	13.7

-- The corresponding NCAA rankings were released Feb. 19, 2012.

TRACKING THE THREES

YOUNGSTOWN STATE	10
at Jacksonville	7
GEORGIA STATE	7
UT Arlington	15
WESTERN CAROLINA*	9
UTSA	12
MERCER	14
LINDSEY WILSON	11
SPRING HILL	11
at #3 Kentucky (ESPN2)	3
at Sam Houston State	5
at Maryland (FSS)	8
APPALACHIAN STATE*	6
at The Citadel*	7
at Georgia Southern*	7
CHATTANOOGA* (My68)	11
at Elon*	16
at UNCG*	4
GEORGIA SOUTHERN* (ESPN3)	6
DAVIDSON*	10
COLLEGE OF CHARLESTON*	6
at Appalachian State*	4
at Wofford*	6
UNCG*	7
ELON*	12
at Davidson*	5
FURMAN*	4
at Western Carolina*	12
at Chattanooga*	

TRACKING THE LAYUPS

YOUNGSTOWN STATE	12
at Jacksonville	11
GEORGIA STATE	7
UT Arlington	5
WESTERN CAROLINA*	13
UTSA	4
MERCER	9
LINDSEY WILSON	16
SPRING HILL	14
at #3 Kentucky (ESPN2)	15
at Sam Houston State	14
at Maryland (FSS)	12
APPALACHIAN STATE*	16
at The Citadel*	17
at Georgia Southern*	11
CHATTANOOGA* (My68)	7
at Elon*	12
at UNCG*	11
GEORGIA SOUTHERN* (ESPN3)	11
DAVIDSON*	10
COLLEGE OF CHARLESTON*	15
at Appalachian State*	9
at Wofford*	17
UNCG*	12
ELON*	14
at Davidson*	14
FURMAN*	16
at Western Carolina*	13
at Chattanooga*	

Shot Selection

In Samford's version of the Princeton offense, Jimmy Tillette's Bulldogs typically aim to get a back-door layup or a wide open look at a 3-point shot. So far this season, Samford is averaging 8.4 3-point baskets per game and is connecting on 34.1 percent of its attempts from beyond the arc. The Bulldogs are also averaging 12.0 layups per contest and are shooting 53.2 percent from 2-point range.

SAMFORD'S SHOOTING PERCENTAGES

	<u>FGM</u>	<u>FGA</u>	<u>Pct.</u>
2-point shots	421	792	53.2
3-point shots	235	690	34.1
Free Throws	293	445	65.8

The Maven

The Feb. 17, 2003 issue of *Sports Illustrated* labeled Samford's Jimmy Tillette as "The Maven", the first outsider to learn the intricate "Princeton Offense". The article detailed how Tillette learned the offense from then Princeton coach Bill Carmody and how his adaptation of the offense helped lead Samford to back-to-back NCAA appearances in 1999 and 2000.

The "Pete" - Samford Calls The Pete Hanna Center Home

Nov. 15, 2007, marked the dawning of a new era for Samford as the Bulldogs began play in their brand-new 32-million-dollar Pete Hanna Center. The state-of-the-art 5,000-seat arena was completed in October of 2007 and features new locker rooms, a training room, a weight room and coaches offices. The Pete Hanna Center, which replaced Samford's historic 45-year-old Seibert Hall, also houses the University's recreation center and workout facility. In their Pete Hanna Center debut, the Bulldogs dropped an 82-73 decision against perennial NCAA Tournament participant Belmont.

A BRIEF HISTORY OF D-I SAMFORD BASKETBALL

- Samford won its first Division I game on Nov. 24, 1972, against Abilene Christian, 81-73. The Bulldogs finished with a 5-20 record in their inaugural D-I season.
- The Bulldogs played all of their home games at the newly-built BJCC in downtown Birmingham during the 1976-77 season.
- Samford's first winning season in D-I came in 1983-84 when the Bulldogs posted a stellar 22-8 overall record under Mike Hanks.
- From 1983-86, Samford rallied for three-consecutive winning seasons and combined for a 56-33 record.
- Samford's all-time scorer, Craig Beard, tallied 703 points during the 1984-85 season. He finished his career with 1,925 points in just three seasons. In 1985, he was a fourth-round draft pick of the Chicago Bulls.
- Third-year head coach John Brady posted a consecutive 16-11 season and the Bulldogs finished as co-champions in the TAAC's Western Division.
- Brady and the Bulldogs shocked LSU, 53-50, at the Pete Maravich Assembly Center in Baton Rouge, La., on Dec. 3, 1996. Samford won the TAAC's Western Division for a consecutive season with a 19-9 record.
- The Bulldogs posted a school-record 13-straight victories and won the TAAC regular-season title with a brilliant 24-6 overall record.
- Samford defeats UCF, 89-61, in the TAAC Championship game to earn its first NCAA Tournament bid. The Bulldogs fell to St. John's, 69-43, in the NCAA South Regional held in Orlando, Fla.
- The Bulldogs avenge their NCAA Tournament loss to St. John's with a 68-60 victory over the Red Storm on Nov. 19, 1999.
- Samford handily defeated in-state rival Alabama on the road in Tuscaloosa, Ala., 79-67, to open the 1999-2000 season with a 5-2 record.
- The Bulldogs defeated UCF, 78-69, in the 2000 Atlantic Sun Tournament championship game to advance to their second-straight NCAA Tournament. Samford lost to Syracuse, 79-65, in the opening round.
- Samford concluded its final season in Seibert Hall on Feb. 24, 2007, and posted a 71-45 victory against Eastern Illinois. With the win, Samford closed the 45-year-old facility with a 354-171 all-time record.
- On Dec. 22, 2009, Tillette won the 200th game of his career 58-56 at Eastern Michigan.

SAMFORD SINCE SWITCHING TO THE MATCHUP ZONE

Following a disappointing 73-62 loss at The Citadel on Jan. 7, Samford found itself with a 3-11 record and an 0-3 mark in SoCon play. On the nearly eight-hour bus ride back home from Charleston, S.C., the Bulldogs' coaching staff decided to make the switch back from man-to-man defense to the matchup zone. Samford, since making the change, has compiled an 8-6 record and is only allowing opponents to score 66.9 points per game. Prior to the switch, the Bulldogs were allowing 71 points per outing.

Samford's opponents are only shooting 40.4 percent from the field, as compared to 45.6 percent prior to making the defensive change. The 'Dogs' 3-point defense has also improved from 36.6 - 36.0 percent.

'DOGS ADD MICHIGAN STANDOUT HIBBITTS ON SIGNING DAY

The Samford University basketball team picked up a highly-touted commitment on Nov. 9, as the Bulldogs' coaching staff received a national letter-of-intent from **Blake Hibbitts** on the opening day of the early signing period. Hibbitts, a 6-foot-7 forward from Hudsonville, Mich., averaged 15.2 points and three rebounds per game as a junior at Hudsonville High School where he played under the tutelage of Head Coach Eric Elliott. So far in his prep career, Hibbitts is shooting 37 percent from 3-point range and is knocking down 79 percent of attempts from the free-throw line.

Hibbitts was named to the 2011 Grand Rapids Press all-area team, and was also named to the 2011 Grand Valley Advance all-area team. As a second-team all-conference performer, he was also a member of the Cornerstone Classic All-Tournament Team.

SAMFORD IS THE NEWEST MEMBER OF THE SOCON

The 2011-12 season marks Samford's fourth year as a member of the Southern Conference. Prior to the 2008-09 campaign, the Bulldogs spent the previous five seasons in the Ohio Valley Conference and earned a 53-39 league record. Before competing in the OVC, Samford was a member of the Atlantic Sun Conference (previously known as the Trans America Athletic Conference) from 1989 until 2003. During its 14 seasons in the TAAC/A-Sun, the Bulldogs earned a pair of conference championships and qualified for the NCAA Tournament in both 1999 and 2000.

Samford is the newest member of the SoCon, but already owns a pair of established rivalries with current members of the 12-team conference. The Bulldogs have squared off against the Georgia Southern Eagles 50 times in their history, and have also met the **Chattanooga Mocs** 84 times in school history. Samford's all-time rivalry with Chattanooga is its fourth-longest, following long-time series' against Mercer (104), Birmingham-Southern (92) and Jacksonville State (88).

CHANGE OF PACE

The 2011-12 Bulldogs have played at a much faster pace this season. Samford still runs its signature Princeton-style offense in the half-court, but Head Coach **Jimmy Tillette** has given his younger, more talented team the green light to push the ball up the floor for quick shots this season.

TRACKING THE OPPOSITION

The following is a listing of Samford's 2011-12 opponents and their up-to-date records. The chart has also been updated to include the team's league record and current RPI.

OPPONENT	RECORD (RPI)	OPPONENT	RECORD (RPI)
Youngstown State.....	15-13, 10-7 (170)	Maryland	16-11, 6-7 (95)
Jacksonville	7-20, 5-11 (254)	Appalachian State*	12-16, 7-10 (244)
Georgia State.....	19-10, 10-7 (130)	The Citadel*	6-22, 3-14 (327)
UT Arlington	21-6, 13-0 (100)	Georgia Southern*	14-13, 12-5 (195)
Western Carolina*	13-17, 7-10 (252)	Chattanooga*	10-20, 4-13 (308)
UTSA.....	16-12, 8-5 (197)	Elon*	13-15, 8-9 (253)
Mercer.....	21-9, 13-4 (112)	UNCG*	12-17, 10-7 (214)
Lindsey Wilson	19-8, 11-4 (N/A)	Davidson*	21-7, 15-2 (74)
Spring Hill.....	13-12, 7-10 (N/A)	College of Charleston*	18-11, 9-8 (114)
#1 Kentucky.....	27-1, 13-0 (4)	Wofford*	18-12, 11-6 (187)
Sam Houston State.....	12-16, 6-7 (284)	Furman*	14-14, 8-9 (248)

RECORDS WATCH

All-Time Record vs. 2011-12 Opponents

Youngstown State	0-3
Jacksonville	7-9
Georgia State	23-25
UT Arlington	5-4
Western Carolina*	2-7
UTSA	2-11
Mercer	46-58
Lindsey Wilson	1-0
Spring Hill	15-15
#1 Kentucky (ESPN2)	0-1
Sam Houston State	1-1
Maryland (FSS)	0-1
Appalachian State*	3-5
The Citadel*	2-7
Georgia Southern*	17-33
Chattanooga*	36-48
Elon*	7-1
UNCG*	6-4
Davidson*	1-7
College of Charleston*	0-12
Wofford*	3-6
Furman*	3-8
TOTAL	176-256

Active Leaders

Points

1. Jeffrey Merritt, 2008- 785
2. Drew Windler, 2010- 591
3. Kaylin Johnson, 2008- 317

Rebounds

1. Jeffrey Merritt, 2008- 554
2. Matthew Friday, 2008- 214
3. Kaylin Johnson, 2008- 125

Assists

1. Jeffrey Merritt, 2008- 208
2. Matthew Friday, 2008- 151
3. Drew Windler, 2010- 73
4. Kaylin Johnson, 2008- 61

Steals

1. Jeffrey Merritt, 2008- 95
2. Matthew Friday, 2008- 54
3. Kaylin Johnson, 2008- 28

3-point Field Goals

1. Drew Windler, 2010- 91
2. Jeffrey Merritt, 2008- 83
3. Kaylin Johnson, 2008- 54
4. John Peterson, 2008- 46

GAME-BY-GAME RESULTS

Date	Opponent	Result	Score	Overall	SoCon	Top Scorer	Top Rebounder	Top Assists	Att.
Nov. 12	YOUNGSTOWN STATE	L	69-76	0-1	0-0	Raijon Kelly - 18	Jeffrey Merritt - 10	Raijon Kelly - 5	873
Nov. 18	at Jacksonville	L	57-70	0-2	0-0	Jeffrey Merritt - 22	Will Cook - 6	Devin McNeil - 5	1,955
Nov. 22	GEORGIA STATE	L	47-55	0-3	0-0	John Peterson - 14	Jeffrey Merritt - 6	Devin McNeil - 7	482
Nov. 26	at UT Arlington	W	71-69	1-3	0-0	Drew Windler - 16	Cook, Merritt - 7	Jeffrey Merritt - 5	572
Dec. 1	WESTERN CAROLINA*	L	71-75	1-4	0-1	Drew Windler - 20	Jeffrey Merritt - 8	Jeffrey Merritt - 4	821
Dec. 5	UTSA	L	52-74	1-5	0-1	Tyler Hood - 15	Tyler Hood - 7	Drew Windler - 4	527
Dec. 7	MERCER	L	78-83(OT)	1-6	0-1	Cook, Hood, Merritt - 17	Drew Windler - 11	Cook, Friday - 4	1,036
Dec. 10	LINDSEY WILSON	W	82-56	2-6	0-1	Tyler Hood - 16	Jeffrey Merritt - 10	Tyler Hood - 5	972
Dec. 17	SPRING HILL	W	90-64	3-6	0-1	Drew Windler - 23	Brandon Hayman - 10	Jeffrey Merritt - 5	972
Dec. 20	at #3 Kentucky (ESPN2)	L	50-82	3-7	0-1	Hood, Windler - 11	Jeffrey Merritt - 5	Matthew Friday - 4	21,984
Dec. 28	at Sam Houston State	L	58-74	3-8	0-1	Brandon Hayman - 10	Jeffrey Merritt - 8	Devin McNeil - 4	788
Dec. 31	at Maryland (FSS)	L	63-75	3-9	0-1	Tyler Hood - 16	Brandon Hayman - 4	McNeil, Merritt - 4	11,429
Jan. 5	APPALACHIAN STATE*	L	63-68	3-10	0-2	Drew Windler - 15	Jeffrey Merritt - 10	Tyler Hood - 3	584
Jan. 7	at The Citadel*	L	62-73	3-11	0-3	Drew Windler - 16	Will Cook - 7	Raijon Kelly - 4	1,023
Jan. 12	at Georgia Southern*	L	53-58	3-12	0-4	Kelly, Windler - 12	Tyler Hood - 7	Hood, Kelly, Merritt - 4	1,372
Jan. 14	CHATTANOOGA* (My68)	W	81-70	4-12	1-4	Drew Windler - 25	Jeffrey Merritt - 12	Jeffrey Merritt - 9	1,012
Jan. 19	at Elon*	W	86-80	5-12	2-4	Tyler Hood - 25	Hood, Merritt, Windler - 7	Raijon Kelly - 7	986
Jan. 22	at UNCG*	L	60-61	5-13	2-5	Drew Windler - 19	Jeffrey Merritt - 11	Jeffrey Merritt - 3	2,328
Jan. 26	GEORGIA SOUTHERN* (ESPN3)	W	57-55	6-13	3-5	Drew Windler - 18	Jeffrey Merritt - 7	Jeffrey Merritt - 6	902
Jan. 28	DAVIDSON*	W	77-74	7-13	4-5	Jeffrey Merritt - 20	Will Cook - 8	Cook, Hood - 3	1,257
Jan. 30	COLL. OF CHARLESTON*	L	52-68	7-14	4-6	Hood, Kelly - 11	Will Cook - 8	Merritt, Miller - 6	1,052
Feb. 2	at Appalachian State*	W	53-52	8-14	5-6	Tyler Hood - 18	Jeffrey Merritt - 10	Jeffrey Merritt - 6	1,022
Feb. 4	at Wofford*	W	66-61(OT)	9-14	6-6	Raijon Kelly - 17	Will Cook - 8	Raijon Kelly - 4	2,012
Feb. 9	UNCG*	L	69-71	9-15	6-7	Drew Windler - 18	Will Cook, Tyler Hood - 8	Jeffrey Merritt - 5	1,048
Feb. 11	ELON* (Red Out Game)	W	87-78	10-15	7-7	Tyler Hood - 20	Will Cook - 7	Jeffrey Merritt - 9	2,572
Feb. 15	at Davidson*	L	54-81	10-16	7-8	Raijon Kelly - 14	Devin McNeil - 4	Matthew Friday - 3	3,686
Feb. 18	FURMAN* (Senior Day)	W	55-49	11-16	8-8	Drew Windler - 18	Jeffrey Merritt - 10	Kelly, Merritt - 3	1,204
Feb. 23	at Western Carolina*	L	77-79	11-17	8-9	Drew Windler - 27	Will Cook - 9	Jeffrey Merritt - 5	1,097
Feb. 25	at Chattanooga*								
March 2	SoCon Tournament (First Round)								
March 3	SoCon Tournament (Quarterfinals)								
March 4	SoCon Tournament (Semifinals)								
March 5	SoCon Tournament (Championship)								

Home games are in ALL CAPS * - Southern Conference game ^ SoCon Tournament

MARGINS OF WINS/LOSSES

	1	2	3	4	5	6	7	8	9	10	11	12	13	14	15	16-19	20-24	25-29	30+
WINS	1	2	1		1	2			1		1							2	
LOSSES	1	2		1	3		1	1			1	1	1			2	1	1	1

STATISTICAL LEADERS

<u>Points Leader</u>	<u>Rebounds Leader</u>	<u>Assists Leader</u>	<u>30-Point Games</u>	<u>20-Point Games</u>	<u>10-Point Games</u>	<u>10-Rebound Games</u>
Drew Windler - 13	Jeffrey Merritt - 14	Jeffrey Merritt - 14		Drew Windler - 5	Drew Windler - 22	Jeffrey Merritt - 7
Tyler Hood - 9	Will Cook - 9	Raijon Kelly - 6		Tyler Hood - 2	Tyler Hood - 17	Brandon Hayman - 1
Raijon Kelly - 5	Tyler Hood - 4	Tyler Hood - 4		Jeffrey Merritt - 2	Raijon Kelly - 14	Tyler Hood - 1
Jeffrey Merritt - 3	Brandon Hayman - 2	Devin McNeil - 4			Will Cook - 10	Drew Windler - 1
Will Cook - 1	Drew Windler - 2	Matthew Friday - 3			Jeffrey Merritt - 10	-----
Brandon Hayman - 1	Devin McNeil - 1	Will Cook - 2			Brandon Hayman - 2	<u>10-Assist Games</u>
John Peterson - 1		Connor Miller - 1			Devin McNeil - 1	
		Drew Windler - 1			Connor Miller - 1	
					John Peterson - 1	

2011-12 SAMFORD BASKETBALL GAME NOTES



Head Coach Jimmy Tillette



Samford's all-time winningest coach, **Jimmy Tillette**, is in the midst of his 15th season at the helm of the Bulldogs' basketball program. During his highly-productive tenure at Samford, Tillette has led the Bulldogs to a pair of NCAA Tournaments and has registered an impressive **148-123**

record against conference opponents.

Tillette quickly climbed the school's career wins list and rapidly became the only coach in Samford history to record consecutive 20-win seasons. In 1999 and 2000, Tillette guided the Bulldogs to 24 and 21 wins, respectively, and led his team to back-to-back NCAA Tournament appearances.

With an overall record of **229-217** at Samford, Tillette passed former LSU head coach John Brady atop the Samford victory list with a 70-61 victory over Arkansas State in the second game of the 2002-03 season. The win helped Tillette reach the top of the list in only five years, compared to six seasons for Brady.

Tillette's winning percentage of **.513**, is also one of the strongest in Samford's 93 years of men's basketball history.

Tillette earned the 200th victory of his career on Dec. 22, 2009, as the Bulldogs posted a 58-56 win at Eastern Michigan. With the victory, Tillette became the first basketball coach in Samford history to reach the 200-win plateau.

Over the years, the Bulldogs have excelled under the tutelage of Tillette and with his guidance Samford owns a stellar **100-54** record against conference opponents at home. During the 2004-05 campaign, the Bulldogs posted a brilliant 10-3 home record, including a solid 7-2 mark against conference opponents.

As head coach, Tillette immediately made his mark on the Samford program, incorporating the Princeton-style offense, which relies on precision cuts and 3-point shooting. Under Tillette, the Bulldogs quickly distinguished themselves statistically among the nation's best, finishing third in the nation in 3-pointers made per game during the 1998-99 season.

In 1999, the Bulldogs finished No. 1 in the nation in field-goal percentage (50.3) and second in the nation in 3-pointers made per game. During the 2002-03 season, Samford again performed well nationally, finishing third in 3-pointers made per game (9.8) and 19th overall in scoring defense (62.7 ppg). During the 2004-05 campaign, Tillette's squad concluded the season as the second-ranked team in the nation in 3-point field-goal percentage (41.9) and finished third in the country in field-goal percentage (50.3). The Bulldogs also ended the season ranked fourth in the nation in fewest personal fouls per game (14.7), 11th in 3-point field goals per game, 19th in

free-throw percentage (74.5) and 24th in turnovers per game (12.3). Prior to becoming a member of the Ohio Valley Conference in 2003, Samford was a perennial leader in the Atlantic Sun Conference since the 1978 campaign. In 2000-01, Tillette's squad set a conference record for 3-pointers made in a game (23), breaking the previous mark established by the 1995 Samford team. At the conclusion of the 2000 season, the Bulldogs ranked either first or second in a total of nine of the 15 A-Sun statistical categories.




Tillette is Samford's all-time winningest coach with 229 victories.

In his first season at the helm, Tillette guided the Bulldogs, then the youngest team in Division I, to a 14-13 overall record and a 9-7 mark against A-Sun opponents. Tillette's first team featured a starting lineup that consisted of one senior and four sophomores, with the remainder of the 11-man squad being totally comprised of underclassmen. After being picked to finish third in the 1998-99 A-Sun preseason poll, the Bulldogs went on a magical run that culminated with a 24-6

----- **Samford University Basketball Game Notes** -----

overall record and the school's first NCAA Tournament berth. The 24-win season was Samford's best since joining Division I in the early 1970s and came within one game of tying the school record of 25 wins set in the 1938-39 season.

During the 1998-99 season, Tillette guided Samford to a remarkable 15-1 record in conference play, which was highlighted by a 13-game winning streak. For his efforts, Tillette



Tillette is in his 15th season as the head coach at Samford University.

was named the Atlantic Sun Coach of the Year.

In 1999, Tillette's Bulldogs were preseason favorites to win the A-Sun title, but finished third in the regular season with a 12-6 conference record and a 21-11 overall mark. The 1999-00 season marked Tillette's second 20-win campaign and included groundbreaking wins over both St. John's and Alabama. The Bulldogs also rallied to win the Atlantic Sun Tournament championship and earned their second NCAA Tournament appearance.

Before being named the school's 27th head coach in 1997, Tillette spent eight seasons as an assistant coach, including six years at Samford, where he helped the Bulldogs earn a share of the championship in 1995-96 and the A-Sun's West Division title in 1996-97. In Tillette's six years as an assistant coach, he was a key factor in Samford's 89-77 overall record and Atlantic Sun West Division titles.

Tillette is widely respected in coaching circles for his teaching of the motion offense, which was previously the cornerstone of the Bulldogs' offense. Tillette also served as an assistant coach at Tulane (1990-91) under Perry Clark and at Mississippi State (1989-90) under Richard Williams.

A New Orleans native, Tillette proved himself for a number of years as a head coach in the high school ranks. He led hometown De La Salle High School to an impressive 196-55 overall record over seven seasons. He was named the Louisiana High School Coach of the Year after De La Salle set a state record for wins with a 40-1 mark and won the Class 4A state championship.

His first coaching job was a seven-year stint as an assistant at New Orleans' Jesuit High School. There, he served under his close friend and former Birmingham-Southern head coach Duane Reboul.

Tillette, who was born April 8, 1950, is a graduate of Holy Cross College in New Orleans and earned a master's degree in history from UNO. In 2010, he was married to his wife Stephanie. Tillette has one son, Tristan, and three grandchildren: Shea, 8, and twins, Cian and Aureyn, 5.

Tillette's Year-by-Year

YEAR	OVERALL	CONFERENCE
1997-98	14-13	9-7
1998-99 [^]	24-6	15-1*
1999-00 [^]	21-11	12-6*
2000-01	15-14	12-8
2001-02	15-14	12-8
2002-03	13-15	9-7
2003-04	12-16	7-9
2004-05	15-13	10-6
2005-06	20-11	14-6
2006-07	16-16	12-8
2007-08	14-16	10-10
2008-09	16-16	9-11
2009-10	11-20	5-13
2010-11	12-19	4-14
2011-12	11-17	8-9
TOTALS	229-217	148-123

* Atlantic Sun Tournament Champions
[^] NCAA Tournament Appearance

All-Time Coaching Records

WINS

NAME	TENURE	W-L	PCT
Jimmy Tillette	1997-present	229-217	.513
John Brady	1991-97	89-77	.536
Earl Gartman	1950-55	71-73	.493
Walt Barnes	1959-63	61-40	.604
Jim Stuart	1938-42	58-37	.611
Virgil Ledbetter	1955-59, 1963-65	56-83	.403
Billy Bancroft	1934-38	50-37	.575
Mike Hanks	1981-84	46-38	.548
Van Washer	1968-72	46-55	.455
Herman Roberson	1947-50	42-37	.532



2011-12 Samford Basketball
Samford Combined Team Statistics (as of Feb 23, 2012)
All games



RECORD:	OVERALL	HOME	AWAY	NEUTRAL
ALL GAMES	11-17	7-8	4-9	0-0
CONFERENCE	8-9	5-4	3-5	0-0
NON-CONFERENCE	3-8	2-4	1-4	0-0

#	Player	gp-gs	min	avg	Total		3-Point		F-Throw		Rebounds				pf	dq	a	to	blk	stl	pts	avg
					fg-fga	fg%	3fg-fga	3fg%	ft-fa	ft%	off	def	tot	avg								
01	WINDLER, Drew	28-27	721	25.8	127-260	.488	56-129	.434	88-115	.765	33	73	106	3.8	82	0	35	70	11	12	398	14.2
35	HOOD, Tyler	28-22	722	25.8	114-243	.469	37-121	.306	39-61	.639	34	67	101	3.6	56	0	36	46	6	15	304	10.9
11	KELLY, Rajjon	28-19	781	27.9	93-205	.454	32-89	.360	32-42	.762	24	54	78	2.8	57	1	65	53	2	24	250	8.9
05	MERRITT, Jeffrey	28-28	950	33.9	87-217	.401	31-93	.333	32-63	.508	35	153	188	6.7	59	2	99	51	6	18	237	8.5
12	PETERSON, John	5-5	121	24.2	15-33	.455	4-17	.235	7-11	.636	5	6	11	2.2	16	0	5	6	0	2	41	8.2
24	COOK, Will	28-28	801	28.6	69-173	.399	31-97	.320	53-75	.707	31	115	146	5.2	65	1	40	36	8	17	222	7.9
25	McNEIL, Devin	25-9	336	13.4	33-90	.367	13-40	.325	14-19	.737	9	29	38	1.5	30	0	40	34	4	15	93	3.7
23	FRIDAY, Matthew	27-1	344	12.7	45-76	.592	3-11	.273	4-11	.364	24	36	60	2.2	37	1	35	22	11	24	97	3.6
02	HAYMAN, Brandon	26-0	276	10.6	40-80	.500	2-10	.200	7-21	.333	32	16	48	1.8	30	0	11	13	2	8	89	3.4
14	JOHNSON, Kaylin	19-1	222	11.7	17-43	.395	14-35	.400	8-12	.667	3	17	20	1.1	17	0	9	21	0	4	56	2.9
10	MILLER, Connor	22-0	289	13.1	15-50	.300	11-40	.275	9-15	.600	6	18	24	1.1	19	0	17	11	0	4	50	2.3
33	BARNES, Levi	13-0	73	5.6	1-10	.100	1-7	.143	0-0	.000	1	7	8	0.6	6	0	2	3	12	3	3	0.2
15	BAILEY, Hamilton	6-0	14	2.3	0-2	.000	0-1	.000	0-0	.000	0	2	2	0.3	3	0	1	0	0	0	0	0.0
Team											32	40	72				3					
Total.....		28	5650		656-1482	.443	235-690	.341	293-445	.658	269	633	902	32.2	477	5	395	369	62	146	1840	65.7
Opponents.....		28	5650		677-1576	.430	233-643	.362	344-495	.695	355	644	999	35.7	475	-	396	341	65	178	1931	69.0

TEAM STATISTICS	SAM	OPP	Date	Opponent	Score	Att.
SCORING	1840	1931	11/12/11	YOUNGSTOWN STATE	L 69-76	873
Points per game	65.7	69.0	11/18/11	at Jacksonville	L 57-70	1955
Scoring margin	-3.2	-	11/22/11	GEORGIA STATE	L 47-55	482
FIELD GOALS-ATT	656-1482	677-1576	11/26/11	at UT Arlington	w 71-69	572
Field goal pct	.443	.430	* 12/01/11	WESTERN CAROLINA	L 71-75	821
3 POINT FG-ATT	235-690	233-643	12/05/11	UTSA	L 52-74	527
3-point FG pct	.341	.362	12/07/11	MERCER	Lot 78-83	1036
3-pt FG made per game	8.4	8.3	12/10/11	LINDSEY WILSON	w 82-56	972
FREE THROWS-ATT	293-445	344-495	12/17/11	SPRING HILL	w 90-64	972
Free throw pct	.658	.695	12/20/11	at #3 Kentucky	L 50-82	21984
F-Throws made per game	10.5	12.3	12/28/11	at Sam Houston State	L 58-74	788
REBOUNDS	902	999	12/31/11	at Maryland	L 63-75	11429
Rebounds per game	32.2	35.7	* 01/05/12	APPALACHIAN STATE	L 63-68	584
Rebounding margin	-3.5	-	* 01/07/12	at The Citadel	L 62-73	1023
ASSISTS	395	396	* 01/12/12	at Georgia Southern	L 53-58	1372
Assists per game	14.1	14.1	* 01/14/12	CHATTANOOGA	w 81-70	1012
TURNOVERS	369	341	* 01/19/12	at Elon	w 86-80	986
Turnovers per game	13.2	12.2	* 01/22/12	at UNCG	L 60-61	2328
Turnover margin	-1.0	-	* 01/26/12	GEORGIA SOUTHERN	w 57-55	902
Assist/turnover ratio	1.1	1.2	* 01/28/12	DAVIDSON	w 77-74	1257
STEALS	146	178	* 01/30/12	COLLEGE OF CHARLESTO	L 52-68	1052
Steals per game	5.2	6.4	* 02/02/12	at Appalachian State	w 53-52	1022
BLOCKS	62	65	* 02/04/12	at Wofford	Wot 66-61	2012
Blocks per game	2.2	2.3	* 02/09/12	UNCG	L 69-71	1048
ATTENDANCE	15314	50254	* 02/11/12	ELON	w 87-78	2572
Home games-Avg/Game	15-1021	13-3866	* 02/15/12	at Davidson	L 54-81	3686
Neutral site-Avg/Game	-	0-0	* 02/18/12	FURMAN	w 55-49	1204
			* 02/23/12	at Western Carolina	L 77-79	1097

Score by Periods	1st	2nd	OT	Totals
Samford	888	935	17	1840
Opponents	936	978	17	1931

* - Conference game



2011-12 Samford Basketball
Samford Combined Team Statistics (as of Feb 23, 2012)
Conference games



RECORD:	OVERALL	HOME	AWAY	NEUTRAL
ALL GAMES	8-9	5-4	3-5	0-0
CONFERENCE	8-9	5-4	3-5	0-0
NON-CONFERENCE	0-0	0-0	0-0	0-0

#	Player	gp-gs	min	avg	Total		3-Point		F-Throw		Rebounds				pf	dq	a	to	blk	stl	pts	avg
					fg-fga	fg%	3fg-fga	3fg%	ft-fa	ft%	off	def	tot	avg								
01	WINDLER, Drew	17-16	469	27.6	87-179	.486	39-87	.448	69-91	.758	19	48	67	3.9	47	0	19	41	7	3	282	16.6
35	HOOD, Tyler	17-15	480	28.2	75-160	.469	24-85	.282	23-38	.605	24	40	64	3.8	38	0	21	27	2	12	197	11.6
11	KELLY, Rajjon	17-16	545	32.1	68-140	.486	20-50	.400	30-36	.833	17	42	59	3.5	31	1	45	34	1	22	186	10.9
24	COOK, Will	17-17	504	29.6	42-103	.408	17-52	.327	34-49	.694	19	72	91	5.4	41	0	25	25	8	10	135	7.9
05	MERRITT, Jeffrey	17-17	604	35.5	47-133	.353	14-56	.250	22-42	.524	27	94	121	7.1	33	0	69	34	5	13	130	7.6
12	PETERSON, John	1-1	22	22.0	2-7	.286	0-4	.000	1-2	.500	1	2	3	3.0	3	0	1	1	0	0	5	5.0
23	FRIDAY, Matthew	17-1	210	12.4	26-44	.591	1-5	.200	3-7	.429	13	25	38	2.2	26	1	16	11	4	14	56	3.3
25	McNEIL, Devin	14-1	116	8.3	16-37	.432	5-14	.357	5-8	.625	3	12	15	1.1	11	0	7	9	1	4	42	3.0
02	HAYMAN, Brandon	15-0	172	11.5	17-38	.447	1-5	.200	6-16	.375	14	10	24	1.6	18	0	3	5	1	6	41	2.7
10	MILLER, Connor	16-0	223	13.9	10-36	.278	7-29	.241	8-11	.727	5	15	20	1.3	14	0	11	8	0	3	35	2.2
14	JOHNSON, Kaylin	8-1	72	9.0	4-13	.308	4-13	.308	2-4	.500	2	3	5	0.6	7	0	3	3	0	2	14	1.8
15	BAILEY, Hamilton	1-0	2	2.0	0-0	.000	0-0	.000	0-0	.000	0	2	2	2.0	0	0	0	0	0	0	0	0.0
33	BARNES, Levi	3-0	6	2.0	0-1	.000	0-1	.000	0-0	.000	0	1	1	0.3	0	0	0	0	1	0	0	0.0
Team											21	23	44				2					
Total.....		17	3425		394-891	.442	132-401	.329	203-304	.668	165	389	554	32.6	269	2	220	200	30	89	1123	66.1
Opponents.....		17	3425		404-960	.421	158-434	.364	187-267	.700	216	395	611	35.9	301	-	258	199	32	89	1153	67.8

TEAM STATISTICS	SAM	OPP	Date	Opponent	Score	Att.
SCORING	1123	1153	* 12/01/11	WESTERN CAROLINA	L 71-75	821
Points per game	66.1	67.8	* 01/05/12	APPALACHIAN STATE	L 63-68	584
Scoring margin	-1.8	-	* 01/07/12	at The Citadel	L 62-73	1023
FIELD GOALS-ATT	394-891	404-960	* 01/12/12	at Georgia Southern	L 53-58	1372
Field goal pct	.442	.421	* 01/14/12	CHATTANOOGA	w 81-70	1012
3 POINT FG-ATT	132-401	158-434	* 01/19/12	at Elon	w 86-80	986
3-point FG pct	.329	.364	* 01/22/12	at UNCG	L 60-61	2328
3-pt FG made per game	7.8	9.3	* 01/26/12	GEORGIA SOUTHERN	w 57-55	902
FREE THROWS-ATT	203-304	187-267	* 01/28/12	DAVIDSON	w 77-74	1257
Free throw pct	.668	.700	* 01/30/12	COLLEGE OF CHARLESTO	L 52-68	1052
F-Throws made per game	11.9	11.0	* 02/02/12	at Appalachian State	w 53-52	1022
REBOUNDS	554	611	* 02/04/12	at Wofford	Wot 66-61	2012
Rebounds per game	32.6	35.9	* 02/09/12	UNCG	L 69-71	1048
Rebounding margin	-3.4	-	* 02/11/12	ELON	w 87-78	2572
ASSISTS	220	258	* 02/15/12	at Davidson	L 54-81	3686
Assists per game	12.9	15.2	* 02/18/12	FURMAN	w 55-49	1204
TURNOVERS	200	199	* 02/23/12	at Western Carolina	L 77-79	1097
Turnovers per game	11.8	11.7				
Turnover margin	-0.1	-				
Assist/turnover ratio	1.1	1.3				
STEALS	89	89				
Steals per game	5.2	5.2				
BLOCKS	30	32				
Blocks per game	1.8	1.9				
ATTENDANCE	10452	13526				
Home games-Avg/Game	9-1161	8-1691				
Neutral site-Avg/Game	-	0-0				

* - Conference game

Score by Periods	1st	2nd	OT	Totals
Samford	553	558	12	1123
Opponents	569	577	7	1153

2011-12 SAMFORD BASKETBALL PLAYER BIOS



Drew Windler

Center, 6-9, 200 - Sophomore

South Milwaukee, Wis. - South Milwaukee HS

1



- 2011 SAMFORD MOST IMPROVED PLAYER AWARD
- 2011 SAMFORD SCHOLASTIC AWARD

Very skilled offensive post player . . . has added strength and improved his athleticism over the offseason . . . excellent perimeter shooter and ball-handler.

BIO UPDATES

- Averaging 16.8 points and 3.8 rebounds in his last 13 games. Samford has compiled an 8-5 record during that span.
- Ranked fifth in the SoCon in league scoring at 16.6 ppg.
- Has started in 28 of the team's last 29 games dating all the way back to Samford's SoCon Tournament game versus Furman on March 4, 2011.
- Dropped in a career-high 27 points at Western Carolina on Thursday as he finished 8-of-15 from the field, 4-of-6 from 3-point range and 7-of-8 from the free-throw line.
- Scored a then career-high 25 points against Chattanooga on Jan. 14, as he helped lead the Bulldogs to a key 81-70 win. He was 7-of-11 from the field and 5-of-9 from 3-point range.
- Scored 23 points on 7-of-8 shooting from the field against Spring Hill on Dec. 17. He was 7-of-9 from the free-throw line and pulled down five rebounds in 20 minutes.

BULLDOG BITES

Born July 19, 1991 . . . son of Lori and Bob Windler . . . mother played basketball at Wisconsin-Stout . . . majoring in exercise science.

SEASON HIGHS

Points 27, at Western Carolina, Feb. 23, 2012
 Rebounds 11, vs. Mercer, Dec. 7, 2011
 Assists 4, vs. UTSA, Dec. 5, 2011
 Field Goals 8, at Western Carolina, Feb. 23, 2012
 Free Throws 7, at Western Carolina, Feb. 23, 2012
 3-point Field Goals . . 6, at Elon, Jan. 19, 2012
 Steals 3, vs. UTSA, Dec. 5, 2011
 Blocks 2, vs. Western Carolina, Dec. 1, 2011
 Minutes 35, at Wofford, Feb. 4, 2012



DID YOU KNOW?

Drew Windler was a four-sport athlete at South Milwaukee High School. He also played volleyball, soccer and golf.

CAREER HIGHS

Points 27, at Western Carolina, Feb. 23, 2012
 Rebounds 11, vs. Mercer, Dec. 7, 2011
 Assists 4, vs. UTSA, Dec. 5, 2011
 Field Goals 8, at Western Carolina, Feb. 23, 2012
 Free Throws 7, at Western Carolina, Feb. 23, 2012
 3-point Field Goals . . 6, at Elon, Jan. 19, 2012
 Steals 3, vs. UTSA, Dec. 5, 2011
 Blocks 2, vs. Western Carolina, Dec. 1, 2011
 Minutes 35, at Wofford, Feb. 4, 2012

2011-12 SAMFORD BASKETBALL PLAYER BIOS



Brandon Hayman
Guard, 6-3, 185 - Freshman
Braselton, Ga. - Mill Creek HS

2



Long and rangy guard whose versatility and athleticism also allows him to play the small forward position . . . can use either hand equally well around the basket.

BIO UPDATES

- Tied his career-high of 10 points against Sam Houston State on Dec. 28, as he led the Bulldogs in scoring on a 4-of-7 shooting performance from the field. He tallied his team-high 10 points in 18 minutes of playing time.
- Nearly registered the first double-double of his young career on Dec. 17, as he pulled down a personal-best 10 rebounds and scored eight points against Spring Hill.
- Scored a career-high 10 points on 5-of-8 shooting from the field against Lindsey Wilson on Dec. 10, as he logged a 10 minutes of playing time. He also pulled down 4 boards.
- Came off the bench to score eight points on 4-of-6 shooting against Maryland on Dec. 31. He also had four rebounds.
- Played a key role in the Bulldogs' 55-49 victory against Furman on Feb. 18, as he provided an offensive spark off the bench with six points on 3-of-4 shooting from the field.

BULLDOG BITES

Born Dec. 17, 1992 . . . parents are Monica and Terrance Hayman . . . undeclared major.

SEASON HIGHS

Points 10, at Sam Houston State, Dec. 28, 2011
Rebounds 10, vs. Spring Hill, Dec. 17, 2011
Assists 4, vs. Spring Hill, Dec. 17, 2011
Field Goals 5, vs. Lindsey Wilson, Dec. 10, 2011
Free Throws 2, vs. UNCG, Feb. 9, 2012
3-point Field Goals . . 1, vs. Davidson, Jan. 28, 2012
Steals 1, vs. UNCG, Feb. 9, 2012
Blocks 1, vs. Furman, Feb. 18, 2012
Minutes 20, vs. Spring Hill, Dec. 17, 2011



DID YOU KNOW?

Brandon Hayman set the Samford basketball all-time record in the standing broad jump with a mark of 10-foot and one inch.

CAREER HIGHS

Points 10, at Sam Houston State, Dec. 28, 2011
Rebounds 10, vs. Spring Hill, Dec. 17, 2011
Assists 4, vs. Spring Hill, Dec. 17, 2011
Field Goals 5, vs. Lindsey Wilson, Dec. 10, 2011
Free Throws 2, vs. UNCG, Feb. 9, 2012
3-point Field Goals . . 1, vs. Davidson, Jan. 28, 2012
Steals 1, vs. UNCG, Feb. 9, 2012
Blocks 1, vs. Furman, Feb. 18, 2012
Minutes 20, vs. Spring Hill, Dec. 17, 2011

2011-12 SAMFORD BASKETBALL PLAYER BIOS



Jeffrey Merritt

Guard, 6-6, 205 - Senior

Oklahoma City, Okla. - Bishop McGuinness HS

5



- 2011 SAMFORD MOST OUTSTANDING DEFENSE AWARD
- 2011 SAMFORD REBOUND AWARD
- 2011 SAMFORD CHARGE AWARD

• 2010 GLOBAL SPORTS HOOPS SHOWCASE ALL-TOURNAMENT TEAM

- 2010 SAMFORD MOST OUTSTANDING DEFENSIVE PLAYER
- 2009 SAMFORD REBOUND AWARD RECIPIENT

Last season's leading scorer . . . versatile forward who can play every position on the court . . . possesses strong leadership skills.



BIO UPDATES

- Will make his 40th consecutive start Saturday in a streak that began Jan. 27, 2011, at Elon.
- Has started in 88 of the team's last 90 games dating back to the beginning of his sophomore season in 2009-10.
- Nearly registered a triple-double against Chattanooga on Jan. 14, as he finished with 12 rebs., 9 assts. and 7 pts. He played all 40 minutes and went 5-of-6 from the FT line.
- Has tallied a team-high four double-doubles this season in games against Youngstown State (11 pts., 10 reb.), Lindsey Wilson (11 pts., 10 reb.), Appalachian State (14 pts, 10 reb.) and UNCG (15 pts, 11 reb).
- Scored a career-high 22 points at Jacksonville on Nov. 18, as he went 9-of-14 from the field and 3-for-4 from 3-point range.
- Turned in one of the best games of his career on Jan. 28 versus Davidson as he tallied 20 points, 5 rebounds, 2 assists, a steal and a blocked shot. He also went 4-for-4 on 3-pointers.

BULLDOG BITES

Born Jan. 22, 1990 . . . son of Paul and Suzy Merritt . . . majoring in business management.

SEASON HIGHS

Points 22, at Jacksonville, Nov. 18, 2011
 Rebounds 12, vs. Chattanooga, Jan. 14, 2012
 Assists 9, vs. Elon, Feb. 11, 2012
 Field Goals 9, at Jacksonville, Nov. 18, 2011
 Free Throws 5, at UNCG, Jan. 22, 2012
 3-point Field Goals . . 4, vs. Davidson, Jan. 28, 2012
 Steals 2, vs. Elon, Feb. 11, 2012
 Blocks 2, vs. Western Carolina, Dec. 1, 2011
 Minutes 45, at Wofford, Feb. 4, 2012

DID YOU KNOW?

Jeffrey Merritt is the third Merritt brother to play basketball at Samford. He follows older brothers J. Robert and Joe Ross.

CAREER HIGHS

Points 22, at Jacksonville, Nov. 18, 2011
 Rebounds 12, vs. Chattanooga, Jan. 14, 2012
 Assists 9, vs. Elon, Feb. 11, 2012
 Field Goals 9, at Jacksonville, Nov. 18, 2011
 Free Throws 5, at UNCG, Jan. 22, 2012
 3-point Field Goals . . 5, vs. Chattanooga, Feb. 20, 2010
 Steals 4, vs. Spring Hill, Dec. 12, 2009
 Blocks 2, vs. Western Carolina, Dec. 1, 2011
 Minutes 45, at Wofford, Feb. 4, 2012

2011-12 SAMFORD BASKETBALL PLAYER BIOS



Connor Miller

Guard, 6-3, 175 - Freshman

Stanley, Wis. - Regis-Eau Claire HS

10



Deadly long range shooter with a tremendous confidence level . . . has the rare ability to shoot off the catch and off the dribble . . . sneaky athletic.

BIO UPDATES


- Turned in the best game of his young collegiate career on Jan. 28, as he scored a career-high 12 points and helped lead the Bulldogs to a momentous 77-74 triumph against first-place Davidson. He finished 3-for-3 from the field, 2-for-2 from 3-point range and 4-for-4 from the free-throw line.
- Finished with six points against Chattanooga on Jan. 14. He also added a rebound and a steal in the victory.
- Played 22 minutes against Spring Hill on Dec. 17, as he finished with six points on 2-of-4 shooting from the field. Both of his field goals came from 3-point range.
- Logged six minutes of playing time at Maryland on Dec. 31 and finished with three points on a deep 3-point basket.
- Scored the first points of his young Samford career Dec. 10 as he knocked down a 3-point basket against Lindsey Wilson. He also added a career-high three assists and two rebounds.

BULLDOG BITES

Born July 14, 1992 . . . parents are Mary and Mark Miller . . . undeclared major.

SEASON HIGHS

Points 12, vs. Davidson, Jan. 28, 2012
 Rebounds 4, vs. Furman, Feb. 18, 2012
 Assists 3, vs. College of Charleston, Jan. 30, 2012
 Field Goals 3, vs. Davidson, Jan. 28, 2012
 Free Throws 4, vs. Davidson, Jan. 28, 2012
 3-point Field Goals . . 2, vs. Davidson, Jan. 28, 2012
 Steals 1, at Appalachian State, Feb. 2, 2012
 Blocks 0
 Minutes 23, at The Citadel, Jan. 7, 2012



DID YOU KNOW?

Connor Miller was named to the All-Tournament Team of the 2010 Wisconsin State Championships.

CAREER HIGHS

Points 12, vs. Davidson, Jan. 28, 2012
 Rebounds 4, vs. Furman, Feb. 18, 2012
 Assists 3, vs. College of Charleston, Jan. 30, 2012
 Field Goals 3, vs. Davidson, Jan. 28, 2012
 Free Throws 4, vs. Davidson, Jan. 28, 2012
 3-point Field Goals . . 2, vs. Davidson, Jan. 28, 2012
 Steals 1, at Appalachian State, Feb. 2, 2012
 Blocks 0
 Minutes 23, at The Citadel, Jan. 7, 2012

2011-12 SAMFORD BASKETBALL PLAYER BIOS



Raijon Kelly

Guard, 6-4, 170 - Freshman

Maplewood, Minn. - Cretin-Derham Hall HS

11



Combo guard who possesses a very high skill level . . . superb ball-handler and shooter with an excellent sense of the game . . . has a high basketball IQ.

BIO UPDATES

- In the Bulldogs' last 13 games, he is averaging 12.5 points, 3.8 rebounds and 2.6 assists per contest.
- Since moving into the starting lineup against The Citadel on Jan. 7, he is averaging 11.6 points, 3.7 rebounds and 2.2 assists in 33.3 minutes per outing.
- For the second straight game, he tied a career-high in scoring with 19 points versus Elon on Jan. 19. In the victory, he shot 6-of-10 from the field and 4-of-5 from 3-point range.
- Tallied a career-high 19 points on 5-of-11 shooting from the floor versus Chattanooga on Jan. 14. He also grabbed four rebounds and went a perfect 8-of-8 from the free-throw line.
- Scored a team-high 18 points on 7-of-12 shooting from the field on Nov. 12 against Youngstown State. He knocked down a game-high four 3-point baskets and also handed out a game-high five assists in 28 minutes of action.

BULLDOG BITES

Born March 15, 1993 . . . son of Reshonda Shanklin . . . undeclared major.

SEASON HIGHS

Points 19, at Elon, Jan. 19, 2012
 Rebounds 8, vs. Furman, Feb. 18, 2012
 Assists 7, at Elon, Jan. 19, 2012
 Field Goals 7, at Wofford, Feb. 4, 2012
 Free Throws 8, vs. Chattanooga, Jan. 14, 2012
 3-point Field Goals . . 4, at Elon, Jan. 19, 2012
 Steals 4, vs. UNCG, Feb. 9, 2012
 Blocks 1, vs. Elon, Feb. 11, 2012
 Minutes 42, at Wofford, Feb. 4, 2012



DID YOU KNOW?

Raijon Kelly finished his time at CDHHS with 1,302 career points and in third place on the school's all-time scoring list.

CAREER HIGHS

Points 19, at Elon, Jan. 19, 2012
 Rebounds 8, vs. Furman, Feb. 18, 2012
 Assists 7, at Elon, Jan. 19, 2012
 Field Goals 7, at Wofford, Feb. 4, 2012
 Free Throws 8, vs. Chattanooga, Jan. 14, 2012
 3-point Field Goals . . 4, at Elon, Jan. 19, 2012
 Steals 4, vs. UNCG, Feb. 9, 2012
 Blocks 1, vs. Elon, Feb. 11, 2012
 Minutes 42, at Wofford, Feb. 4, 2012

2011-12 SAMFORD BASKETBALL PLAYER BIOS



John Peterson

Forward, 6-7, 195 - Senior

Boca Raton, Fla. - Boca Raton HS

12



Senior wing player who excels in the open court . . . is expected to contribute major minutes at the small forward and power forward positions.

BIO UPDATES

- Suffered an upper-arm injury against Western Carolina on Dec. 1 and was forced to miss the remainder of the season.
- Finished with a game-high 14 points on 5-of-12 shooting from the field versus Georgia State on Nov. 22. He turned in a 3-of-8 shooting performance from 3-point range and added three rebounds, two assists and a steal in 33 minutes of play.
- Scored nine points at UT Arlington on Nov. 26, as he went 2-for-4 from the field and 4-of-6 from the free-throw line. He also handed out two assists in the victory.
- Tallied seven points on 3-of-4 shooting from the field against Youngstown State on Nov. 12. He also pulled down three rebounds in 15 minutes of playing time.
- Scored six points on 3-of-6 shooting from the field at Jacksonville on Nov. 18. He also added two rebounds and a steal in 27 minutes of action.

BULLDOG BITES

Son of Lori and Pete Peterson . . . father is an alumnus of Samford's Cumberland School of Law . . . majoring in political science.

SEASON HIGHS

Points 14, vs. Georgia State, Nov. 22, 2011
 Rebounds 3, vs. Western Carolina, Dec. 1, 2011
 Assists 2, at UT Arlington, Nov. 26, 2011
 Field Goals 5, vs. Georgia State, Nov. 22, 2011
 Free Throws 4, at UT Arlington, Nov. 26, 2011
 3-point Field Goals . . 3, vs. Georgia State, Nov. 22, 2011
 Steals 1, vs. Georgia State, Nov. 22, 2011
 Blocks 0
 Minutes 33, vs. Georgia State, Nov. 22, 2011



DID YOU KNOW?

John Peterson was named the Most Outstanding Player at the annual Five Star Basketball Camp in 2007.

CAREER HIGHS

Points 16, vs. UNC Greensboro, Jan. 29, 2011
 Rebounds 8, at Youngstown State, Nov. 12, 2010
 Assists 2, at UT Arlington, Nov. 26, 2011
 Field Goals 6, vs. Elon, Jan. 27, 2011
 Free Throws 6, vs. Wofford, Feb. 16, 2011
 3-point Field Goals . . 4, vs. Elon, Jan. 27, 2011
 Steals 3, vs. Tennessee Wesleyan, Nov. 15, 2010
 Blocks 2, vs. Spring Hill, Nov. 17, 2008
 Minutes 33, vs. Georgia State, Nov. 22, 2011

2011-12 SAMFORD BASKETBALL PLAYER BIOS



Kaylin Johnson

Guard, 6-0, 180 - Senior

Baton Rouge, La. - Parkview Baptist HS

14



• 2010 SAMFORD MOST IMPROVED PLAYER AWARD RECIPIENT

Veteran guard who can both make the 3-point shot and beat defenders off the dribble . . . solid one-on-one defender . . . has excellent quickness.

BIO UPDATES

- Turned in a brilliant shooting performance against UT Arlington on Nov. 26, as he finished 3-for-5 from 3-point range en route to leading Samford to a key 71-69 non-conference victory.
- Provided a spark off the bench against third-ranked Kentucky on Dec. 20 as he scored seven points on 2-of-3 shooting from the floor. He was also 2-for-2 from the free-throw line.
- Only played 18 minutes versus Jacksonville on Nov. 18, but finished with seven points, two rebounds and an assist.
- Logged 17 minutes against UNCG on Feb. 9 and drained a pair of critical 3-point baskets for a total of six points.
- Scored six points and added three rebounds against UTSA on Dec. 5. Both of his field goals came from 3-point range.
- Tallied five points on 2-of-3 shooting from the field versus Lindsey Wilson on Dec. 10. In the Bulldogs' 82-56 victory, he also added a steal in 12 minutes of playing time.

BULLDOG BITES

Born Dec. 13, 1989 . . . son of Danielle and Steven Kelley . . . majoring in sports administration with a minor in business.

SEASON HIGHS

Points 9, at UT Arlington, Nov. 26, 2011
 Rebounds 4, vs. Spring Hill, Dec. 17, 2011
 Assists 2, at Davidson, Feb. 15, 2012
 Field Goals 3, at UT Arlington, Nov. 26, 2011
 Free Throws 2, at Sam Houston State, Dec. 28, 2011
 3-point Field Goals . . 3, at UT Arlington, Nov. 26, 2011
 Steals 1, at Davidson, Feb. 15, 2012
 Blocks 0
 Minutes 21, at UT Arlington, Nov. 26, 2011



DID YOU KNOW?

Kaylin Johnson was also a prep standout in track and field, and ran a sizzling 10.98 in the 100-meter dash.

CAREER HIGHS

Points 20, at Georgia State, Nov. 27, 2010
 Rebounds 5, at Wofford, Jan. 22, 2011
 Assists 4, vs. Appalachian State, Dec. 4, 2010
 Field Goals 6, at Georgia State, Nov. 27, 2010
 Free Throws 5, at Georgia State, Nov. 27, 2010
 3-point Field Goals . . 4, vs. Jacksonville, Nov. 24, 2010
 Steals 3, vs. UNC Greensboro, Dec. 5, 2009
 Blocks 1, vs. Davidson, Feb. 3, 2011
 Minutes 33, at Georgia State, Nov. 27, 2010

2011-12 SAMFORD BASKETBALL PLAYER BIOS



Hamilton Bailey

Guard, 6-4, 185 - Sophomore

Atlanta, Ga. - Holy Innocents' Episcopal School


15



Hard working wing player who possesses a variety of offensive skills . . . loves to play with his back to the basket and has a very soft touch around the goal.

BIO UPDATES

- Earned playing time at Davidson on Feb. 15 and finished the contest with a career-high two rebounds.
- Logged a career-high four minutes of playing time in the Bulldogs' 90-64 victory over Spring Hill on Dec. 17.
- Played three minutes against Sam Houston State on Dec. 28 and registered the first assist of his up-and-coming career.
- Earned his first playing time of the regular season on Dec. 1, against UTSA as he came in for the final minute of the game.
- Against Berry College in exhibition play on Nov. 7, he came off the bench to score five quick points in only six minutes of game action. He finished 1-for-1 from the field and a perfect 3-for-3 from the charity stripe.



BULLDOG BITES

Born June 9, 1992 . . . son of Erroll and Alise Bailey . . . his uncle Gus Bailey played for the New Orleans Jazz . . . majoring in business.

DID YOU KNOW?

Hamilton Bailey scored 39 points in his first game as a high school junior, which was only one point shy of the school record.

SEASON HIGHS

Points 0
 Rebounds 2, at Davidson, Feb. 15, 2012
 Assists 1, at Sam Houston State, Dec. 28, 2011
 Field Goals 0
 Free Throws 0
 3-point Field Goals . . 0
 Steals 0
 Blocks 0
 Minutes 4, vs. Spring Hill, Dec. 17, 2011

CAREER HIGHS

Points 0
 Rebounds 2, at Davidson, Feb. 15, 2012
 Assists 1, at Sam Houston State, Dec. 28, 2011
 Field Goals 0
 Free Throws 0
 3-point Field Goals . . 0
 Steals 0
 Blocks 0
 Minutes 4, vs. Spring Hill, Dec. 17, 2011

2011-12 SAMFORD BASKETBALL PLAYER BIOS



Gregg Wooten

Guard, 6-2, 190 - Junior

Memphis, Tenn. - Briarcrest Christian School


21



Talented “big” guard who has a great knack for finishing over and around bigger defenders at the rim . . . will be counted on for leadership despite his season-ending injury.

BIO UPDATES

- Suffered a lower leg injury during the preseason and will be forced to use a medical redshirt year.



BULLDOG BITES

Born Jan. 18, 1991 . . . son of Jackie and Robert Wooten . . . older sister Kristin played basketball at the Univ. of Memphis.

SEASON HIGHS

Points	0
Rebounds	0
Assists	0
Field Goals	0
Free Throws	0
3-point Field Goals . .	0
Steals	0
Blocks	0
Minutes	0

DID YOU KNOW?

Gregg Wooten finished his illustrious prep career at Briarcrest Christian School as the program’s all-time assist leader (325).

CAREER HIGHS

Points	14, vs. Western Carolina, Dec. 2, 2010
Rebounds	5, vs. Western Carolina, Dec. 2, 2010
Assists	5, vs. Chattanooga, Feb. 26, 2011
Field Goals	6, at Georgia Southern, Feb. 5, 2011
Free Throws	7, at Georgia State, Nov. 27, 2010
3-point Field Goals . .	2, vs. Middle Tennessee, Nov. 20, 2010
Steals	3, vs. Eastern Michigan, Dec. 31, 2010
Blocks	1, vs. Spring Hill, Dec. 12, 2009
Minutes	31, at UTSA, Dec. 20, 2010

2011-12 SAMFORD BASKETBALL PLAYER BIOS



Matthew Friday
Center, 6-8, 235 - Senior
Grapevine, Texas - Colleyville Heritage HS

23



Experienced post player who will be counted on for physical play around the basket . . . worked very hard in the offseason to improve his strength and conditioning . . . excellent defender and passer.

BIO UPDATES

- Turned in his best game of the season on Dec. 10, as he finished with nine points, three steals, two rebounds and a pair of assists against Lindsey Wilson. He went 4-for-7 from the field and knocked down a key 3-point basket.
- Proved to be a key asset for the Bulldogs against third-ranked Kentucky as he finished with eight points, four assists, three rebounds and two steals on Dec. 20.
- Came off the bench to provide a spark for the Bulldogs against Appalachian State on Jan. 5, as he tallied eight points, four steals and three rebounds in 19 minutes of action.
- Scored 7 points and added 3 rebounds, an assist, a steal and a blocked shot at Sam Houston State on Dec. 28.
- Played a key role in Samford's 57-55 win against Georgia Southern on Jan. 26 with six points on 3-of-4 shooting.

BULLDOG BITES

Born Feb. 13, 1989 . . . son of Tracy and Lee Friday . . . older brother Bryan played from 2006-10 on Samford's basketball team.

SEASON HIGHS

Points 9, vs. Lindsey Wilson, Dec. 10, 2011
 Rebounds 5, at UNCG, Jan. 22, 2012
 Assists 4, at #3 Kentucky, Dec. 20, 2011
 Field Goals 4, vs. Appalachian State, Jan. 5, 2012
 Free Throws 2, at Elon, Jan. 19, 2012
 3-point Field Goals . . 1, vs. Elon, Feb. 11, 2012
 Steals 4, vs. Appalachian State, Jan. 5, 2012
 Blocks 3, vs. Youngstown State, Nov. 12, 2011
 Minutes 19, vs. Appalachian State, Jan. 5, 2012



DID YOU KNOW?

Matthew Friday was Samford's first commitment of the 2007-08 recruiting class. He signed with the Bulldogs on Nov. 8, 2006.

CAREER HIGHS

Points 9, vs. Lindsey Wilson, Dec. 10, 2011
 Rebounds 12, vs. Spring Hill, Nov. 17, 2008
 Assists 5, at Chattanooga, Feb. 10, 2010
 Field Goals 4, vs. Appalachian State, Jan. 5, 2012
 Free Throws 2, at Elon, Jan. 19, 2012
 3-point Field Goals . . 1, vs. Elon, Feb. 11, 2012
 Steals 4, vs. Appalachian State, Jan. 5, 2012
 Blocks 3, vs. Youngstown State, Nov. 12, 2011
 Minutes 33, vs. Chattanooga, Feb. 20, 2010

2011-12 SAMFORD BASKETBALL PLAYER BIOS



Will Cook

Guard, 6-4, 185 - Sophomore

Dallas, Texas - Hillcrest High School


24



Athletic guard/forward who has worked hard to improve his ball-handling . . . excels at slashing to the basket and finishing in traffic.

BIO UPDATES

- Registered his third straight career-high performance on Dec. 7 against Mercer as he nearly compiled a double-double with 17 points and eight rebounds. He also handed out four assists and finished 6-of-6 from the free-throw line.
- Poured in 14 points on 4-of-5 shooting against Spring Hill on Dec. 17 and also added two rebounds and a steal.
- Scored 13 points on 5-of-10 shooting from the field against Elon on Jan. 19 and knocked down a clutch 3-point basket to secure the key SoCon North Division victory.
- Turned in one of his best all-around games of the season Jan. 7 at The Citadel as he finished with 13 points, seven rebounds and recorded a 5-of-6 performance from the field.
- Lit up the stat sheet in the Bulldogs' key 77-74 victory against Davidson on Jan. 28, as he compiled 10 points, eight rebounds, three assists, three steals and a blocked shot. He also finished 7-of-10 from the free-throw line.



BULLDOG BITES

Born Sept. 19, 1991 . . . son of Nancy and William Cook . . . his father played football at Kansas . . . undeclared major.

DID YOU KNOW?

Will Cook was bitten by a poisonous copperhead snake in early October and was forced to spend two nights in Intensive Care.

SEASON HIGHS

Points 17, vs. Mercer, Dec. 7, 2011
 Rebounds 9, at Western Carolina, Feb. 23, 2012
 Assists 5, vs. Georgia Southern, Jan. 26, 2012
 Field Goals 5, at Elon, Jan. 19, 2012
 Free Throws 7, vs. Davidson, Jan. 28, 2012
 3-point Field Goals . . 4, vs. Western Carolina, Dec. 1, 2011
 Steals 3, vs. Davidson, Jan. 28, 2012
 Blocks 2, at UNCG, Jan. 22, 2012
 Minutes 40, at Wofford, Feb. 4, 2012

CAREER HIGHS

Points 17, vs. Mercer, Dec. 7, 2011
 Rebounds 9, at Western Carolina, Feb. 23, 2012
 Assists 5, vs. Georgia Southern, Jan. 26, 2012
 Field Goals 5, at Elon, Jan. 19, 2012
 Free Throws 7, vs. Davidson, Jan. 28, 2012
 3-point Field Goals . . 4, vs. Western Carolina, Dec. 1, 2011
 Steals 3, vs. Davidson, Jan. 28, 2012
 Blocks 2, at UNCG, Jan. 22, 2012
 Minutes 40, at Wofford, Feb. 4, 2012

2011-12 SAMFORD BASKETBALL PLAYER BIOS



Devin McNeil

Guard, 6-0, 180 - Freshman

Birmingham, Ala. - Central Park Christian HS

25



Explosive point guard with superior athletic ability . . . has tremendous instincts as a classic penetrating and passing lead guard.

BIO UPDATES

- Due to a death in the family, he did not make the trip to The Citadel on Jan. 7. Raijon Kelly started in his place at PG.
- Scored a career-high 19 points on 7-of-15 shooting from the field against Western Carolina on Dec. 1. He came off the bench to play a career-high 31 minutes and added three 3-point field goals, three rebounds and a trio of assists.
- Tallied a key all-around game at Davidson on Feb. 15, as he compiled nine points, four rebounds and an assist.
- Finished with nine points, four assists and a rebound against Sam Houston State on Dec. 28. He shot 3-of-5 from the field and went 2-for-2 from 3-point range.
- Turned in a solid all-around game against Spring Hill on Dec. 17 as he finished with 8 points, 4 boards and 4 assists.
- In his first collegiate game, he scored eight points and grabbed six rebounds against Youngstown State on Nov. 12. He also logged 25 minutes and handed out an assist.

BULLDOG BITES

Born May 22, 1993 . . . parents are Evelyn and Derrick McNeil . . . undeclared major.

SEASON HIGHS

Points 19, vs. Western Carolina, Dec. 1, 2011
Rebounds 6, vs. Youngstown State, Nov. 12, 2011
Assists 7, vs. Georgia State, Nov. 22, 2011
Field Goals 7, vs. Western Carolina, Dec. 1, 2011
Free Throws 3, vs. Youngstown State, Nov. 12, 2011
3-point Field Goals . . 3, vs. Western Carolina, Dec. 1, 2011
Steals 4, at Maryland, Dec. 31, 2011
Blocks 2, at Maryland, Dec. 31, 2011
Minutes 31, vs. Western Carolina, Dec. 1, 2011



DID YOU KNOW?

Devin McNeil was named the Most Valuable Player of the National Association of Christian Athletes' annual tournament.

CAREER HIGHS

Points 19, vs. Western Carolina, Dec. 1, 2011
Rebounds 6, vs. Youngstown State, Nov. 12, 2011
Assists 7, vs. Georgia State, Nov. 22, 2011
Field Goals 7, vs. Western Carolina, Dec. 1, 2011
Free Throws 3, vs. Youngstown State, Nov. 12, 2011
3-point Field Goals . . 3, vs. Western Carolina, Dec. 1, 2011
Steals 4, at Maryland, Dec. 31, 2011
Blocks 2, at Maryland, Dec. 31, 2011
Minutes 31, vs. Western Carolina, Dec. 1, 2011

2011-12 SAMFORD BASKETBALL PLAYER BIOS



Levi Barnes
Center, 6-10, 215 - Sophomore
Douglasville, Ga. - Heirway Christian Academy

33



Physically talented center with a huge upside . . . one of the best overall athletes on the roster . . . excellent shot-blocker with great timing . . . has worked hard to improve his physicality.

BIO UPDATES

- Scored the first points of his young collegiate career on Dec. 17, as he knocked down a deep 3-point basket against Spring Hill. He logged eight minutes in the victory and added two rebounds and a pair of blocks.
- Accumulated a career-high four blocked shots against Jacksonville on Nov. 18, as he proved to be an imposing defensive force. He also added two rebounds and a pair of steals in a career-high 19 minutes of playing time.
- Tallied three blocks and an assist in 10 minutes of game action against Mercer on Dec. 7.
- Logged 10 minutes of playing time versus Berry College in the exhibition contest on Nov. 7, and finished the outing with four rebounds, three assists and a demonstrative baseline block.

BULLDOG BITES

Born March 19, 1991 . . . son of Stacy and Bill Barnes . . . majoring in English.

SEASON HIGHS

Points 3, vs. Spring Hill, Dec. 17, 2011
 Rebounds 2, vs. Spring Hill, Dec. 17, 2011
 Assists 1, at Maryland, Dec. 31, 2011
 Field Goals 1, vs. Spring Hill, Dec. 17, 2011
 Free Throws 0
 3-point Field Goals . . 1, vs. Spring Hill, Dec. 17, 2011
 Steals 2, at Jacksonville, Nov. 18, 2011
 Blocks 4, at Jacksonville, Nov. 18, 2011
 Minutes 19, at Jacksonville, Nov. 18, 2011



DID YOU KNOW?

Coming out of high school, Levi Barnes was named the top rebounder and shot-blocker in Georgia by Max Prep Sports.

CAREER HIGHS

Points 3, vs. Spring Hill, Dec. 17, 2011
 Rebounds 2, vs. Spring Hill, Dec. 17, 2011
 Assists 1, at Maryland, Dec. 31, 2011
 Field Goals 1, vs. Spring Hill, Dec. 17, 2011
 Free Throws 0
 3-point Field Goals . . 1, vs. Spring Hill, Dec. 17, 2011
 Steals 2, at Jacksonville, Nov. 18, 2011
 Blocks 4, at Jacksonville, Nov. 18, 2011
 Minutes 19, at Jacksonville, Nov. 18, 2011

2011-12 SAMFORD BASKETBALL PLAYER BIOS



Tyler Hood

**Forward, 6-6, 200 - Redshirt Freshman
Kingston, Tenn. - Lenoir City High School**

35



Talented power forward who redshirted last season . . . is expected to be an immediate contributor this year . . . one of the most complete offensive players on the team.

BIO UPDATES

- Averaging 12.6 points and 3.8 rebounds in the Bulldogs' last 13 outings in which Samford has compiled an 8-5 record.
- Led Samford to a 86-80 win at Elon on Jan. 19, as he scored a career-high 25 points on an 8-of-13 performance from the field. He also made a career-high four 3-point FGs.
- Continued his outstanding play versus Elon on Feb. 11, as he dropped in a team-high 20 points on 7-of-12 shooting. He also drained a career-high five 3-point baskets in the victory.
- Registered a game-high 18 points at Appalachian State on Feb. 2, as Samford earned a 53-52 win. He also knocked down a trio of key 3-pointers and pulled down six rebounds.
- Scored a then career-high 17 points against Mercer on Dec. 7 and finished with a double-double by adding a career-high 10 rebounds. He also played a career-high 41 minutes.

BULLDOG BITES

Born April 1, 1992 . . . son of Tina and Greg Hood . . . majoring in exercise science.

SEASON HIGHS

Points 25, at Elon, Jan. 19, 2012
Rebounds 10, vs. Mercer, Dec. 7, 2011
Assists 5, vs. Lindsey Wilson, Dec. 10, 2011
Field Goals 8, at Elon, Jan. 19, 2012
Free Throws 5, at Elon, Jan. 19, 2012
3-point Field Goals . . 5, vs. Elon, Feb. 11, 2012
Steals 3, at Wofford, Feb. 4, 2012
Blocks 2, vs. UTSA, Dec. 5, 2011
Minutes 41, vs. Mercer, Dec. 7, 2011



DID YOU KNOW?

Tyler Hood was nominated for McDonalds All-America honors after being named the 2009 district player of the year.

CAREER HIGHS

Points 25, at Elon, Jan. 19, 2012
Rebounds 10, vs. Mercer, Dec. 7, 2011
Assists 5, vs. Lindsey Wilson, Dec. 10, 2011
Field Goals 8, at Elon, Jan. 19, 2012
Free Throws 5, at Elon, Jan. 19, 2012
3-point Field Goals . . 5, vs. Elon, Feb. 11, 2012
Steals 3, at Wofford, Feb. 4, 2012
Blocks 2, vs. UTSA, Dec. 5, 2011
Minutes 41, vs. Mercer, Dec. 7, 2011

2011-12 SAMFORD BASKETBALL BOX SCORES

Samford 87, Berry College 47

Nov. 7 - Pete Hanna Center, Birmingham, Ala.

EXHIBITION GAME

Berry College 47

#	Player	g	Total			3-Ptr			Rebounds			PF	TP	A	TO	Blk	Stl	Min
			FG-FGA	FG-FGA	FT-FTA	FG-FGA	FG-FGA	FT-FTA	Off	Def	Tot							
01	Nassar Almulla	g	2-14	2-10	4-6	0	4	4	3	10	2	6	0	0	0	0	31	
04	Mac Whalen	g	4-8	4-5	1-2	1	6	7	3	13	3	2	0	0	0	37		
11	Michael Schulte	g	1-5	0-2	1-3	1	0	1	4	3	0	5	0	0	0	26		
20	Hunter Smoak	g	1-6	0-2	0-0	0	1	1	2	2	3	0	0	0	0	31		
21	Cody Marsh	g	2-3	0-0	1-1	1	1	2	1	5	0	1	0	0	0	26		
10	Lake Graham	g	4-8	0-0	4-5	1	3	4	4	12	1	4	0	0	0	26		
32	Zach Randolph	g	0-0	0-0	0-0	0	0	0	2	0	0	1	0	0	0	8		
33	Alex Smith	g	1-3	0-1	0-0	0	1	1	2	2	2	2	0	0	0	15		
Team						2			9									
Totals			15-47	6-20	11-17	6	23	29	21	47	10	24	0	3	200			

FG % 1st Half: 6-23 26.1% 2nd half: 9-24 37.5% Game: 15-47 31.9%
 3FG % 1st Half: 4-12 33.3% 2nd half: 2-8 25.0% Game: 6-20 30.0%
 FT % 1st Half: 7-9 77.8% 2nd half: 4-8 50.0% Game: 11-17 64.7%

Samford 87

#	Player	g	Total			3-Ptr			Rebounds			PF	TP	A	TO	Blk	Stl	Min
			FG-FGA	FG-FGA	FT-FTA	FG-FGA	FG-FGA	FT-FTA	Off	Def	Tot							
12	PETERSON, John	f	3-5	0-2	3-4	0	3	3	1	9	2	0	0	2	1	17		
01	WINDLER, Drew	c	5-7	1-2	0-0	1	3	4	3	11	0	2	1	1	0	20		
05	MERRITT, Jeffrey	g	1-4	0-1	1-2	0	4	4	2	3	3	2	0	1	0	20		
24	COOK, Will	g	1-2	0-1	1-2	1	3	4	1	3	0	2	0	2	0	18		
25	McNEIL, Devin	g	4-10	3-6	1-2	1	2	3	0	12	3	1	0	1	21			
02	HAYMAN, Brandon	g	4-6	0-1	2-3	2	5	7	1	10	1	0	0	1	16			
11	KELLY, Rajion	g	4-8	1-3	0-0	0	3	3	1	9	2	2	0	2	23			
14	JOHNSON, Kaylin	g	3-6	0-3	1-1	1	0	1	3	7	2	0	1	1	19			
15	BAILEY, Hamilton	g	1-1	0-0	3-3	0	1	1	1	5	0	0	0	0	6			
23	FRIDAY, Matthew	g	2-6	0-2	0-0	2	0	2	1	4	2	1	0	1	13			
33	BARNES, Levi	g	2-6	0-3	0-0	2	2	4	1	4	3	0	1	0	10			
35	HOOD, Tyler	g	4-6	1-2	1-3	1	1	2	1	10	1	1	0	2	20			
Team						2			3									
Totals			34-67	6-26	13-20	13	28	41	16	87	19	11	3	14	200			

FG % 1st Half: 14-30 46.7% 2nd half: 20-37 54.1% Game: 34-67 50.7%
 3FG % 1st Half: 2-12 16.7% 2nd half: 4-14 28.6% Game: 6-26 23.1%
 FT % 1st Half: 10-17 58.8% 2nd half: 3-3 100.0% Game: 13-20 65.0%

Officials: Kyle Chambers, Kevin Mathis and Timothy Andrews
 Technical fouls: Berry College-None, Samford-None.
 Attendance: 705

Score by periods	1st	2nd	Total
Berry College	23	24	47
Samford	40	47	87

Points	In	Off	2nd	Fast	Bench
BCM	12	10	3	0	14
SAM	48	21	12	0	49

Youngstown State 76, Samford 69

Nov. 12 - Pete Hanna Center, Birmingham, Ala.

GAME #1

Youngstown State 76 • 1-0

#	Player	g	Total			3-Ptr			Rebounds			PF	TP	A	TO	Blk	Stl	Min
			FG-FGA	FG-FGA	FT-FTA	FG-FGA	FG-FGA	FT-FTA	Off	Def	Tot							
21	EARGLE, Damian	f	7-11	0-0	3-7	5	3	8	2	17	1	1	6	1	32			
23	BROOKS, DuShawn	f	3-8	0-1	0-0	0	3	3	6	5	6	2	0	0	29			
01	ALLEN, Blake	g	3-10	3-6	3-6	0	5	5	1	12	0	3	0	0	35			
03	PERRY, Kendrick	g	9-17	4-7	6-8	0	3	3	3	28	4	2	0	4	38			
20	WARD, Ashen	g	4-11	1-4	2-3	0	5	8	1	11	1	1	0	1	33			
04	AMIKER, Shawn	g	0-1	0-1	0-0	0	0	0	0	0	0	0	0	0	2			
05	PERRY, Nate	g	0-0	0-0	0-0	0	0	0	0	2	0	0	0	0	6			
11	COLE, DJ	g	0-0	0-0	0-0	0	0	0	0	0	0	0	0	0	4			
14	CHOJNACKI, Josh	g	1-2	0-1	0-2	0	0	0	0	2	2	1	0	0	19			
22	ZUIKER, Cale	g	0-0	0-0	0-0	0	0	0	0	0	0	0	0	0	1			
34	PODOLSKY, Mike	g	0-0	0-0	0-0	0	0	0	0	0	0	0	0	0	1			
Team						1			3									
Totals			27-60	8-20	14-26	12	22	34	16	76	10	8	6	8	200			

FG % 1st Half: 11-28 39.3% 2nd half: 16-32 50.0% Game: 27-60 45.0%
 3FG % 1st Half: 5-12 41.7% 2nd half: 3-8 37.5% Game: 8-20 40.0%
 FT % 1st Half: 2-8 25.0% 2nd half: 12-18 66.7% Game: 14-26 53.8%

Samford 69 • 0-1

#	Player	g	Total			3-Ptr			Rebounds			PF	TP	A	TO	Blk	Stl	Min
			FG-FGA	FG-FGA	FT-FTA	FG-FGA	FG-FGA	FT-FTA	Off	Def	Tot							
12	PETERSON, John	f	3-4	0-0	1-2	1	2	3	4	7	0	0	0	0	15			
01	WINDLER, Drew	c	1-5	0-2	2-2	1	2	3	4	4	2	3	0	1	27			
05	MERRITT, Jeffrey	g	4-7	1-2	2-4	2	8	10	3	11	2	2	0	1	36			
24	COOK, Will	g	4-7	2-5	0-0	1	4	5	4	10	0	2	0	0	23			
25	McNEIL, Devin	g	2-6	1-4	3-4	2	4	6	2	8	1	3	0	0	25			
02	HAYMAN, Brandon	g	0-0	0-0	0-0	0	0	0	0	0	0	0	0	0	2			
11	KELLY, Rajion	g	7-12	4-7	0-0	1	2	3	3	18	5	3	0	0	28			
14	JOHNSON, Kaylin	g	1-3	1-1	0-0	0	1	1	1	3	0	2	0	0	16			
23	FRIDAY, Matthew	g	1-4	0-1	0-0	0	1	1	0	2	2	1	3	1	13			
35	HOOD, Tyler	g	2-7	1-2	1-1	1	0	1	0	6	2	2	0	1	15			
Team						1			3									
Totals			25-55	10-24	9-13	10	27	37	21	69	14	18	3	4	200			

FG % 1st Half: 13-23 56.5% 2nd half: 12-32 37.5% Game: 25-55 45.5%
 3FG % 1st Half: 5-10 50.0% 2nd half: 5-14 35.7% Game: 10-24 41.7%
 FT % 1st Half: 1-3 33.3% 2nd half: 8-10 80.0% Game: 9-13 69.2%

Officials: Gary Maxwell, Raymond Natili and Dan Stryfeler
 Technical fouls: Youngstown State-None, Samford-None.
 Attendance: 873

Score by periods	1st	2nd	Total
Youngstown State	29	47	76
Samford	32	37	69

Points	In	Off	2nd	Fast	Bench
YSU	26	22	15	0	2
SAM	16	4	11	0	29

Jacksonville 70, Samford 57

Nov. 18 - JVM Arena, Jacksonville, Fla.

GAME #2

Samford 57 • 0-2

#	Player	g	Total			3-Ptr			Rebounds			PF	TP	A	TO	Blk	Stl	Min
			FG-FGA	FG-FGA	FT-FTA	FG-FGA	FG-FGA	FT-FTA	Off	Def	Tot							
12	PETERSON, John	f	3-6	0-2	0-0	2	0	2	3	6	0	1	0	1	27			
01	WINDLER, Drew	c	0-4	0-4	0-0	2	2	4	4	0	2	1	1	3	22			
05	MERRITT, Jeffrey	g	9-14	3-4	1-1	1	3	4	2	22	0	1	1	0	34			
24	COOK, Will	g	2-5	2-4	3-5	2	4	6	0	9	1	1	0	1	20			
25	McNEIL, Devin	g	1-5	1-2	0-0	0	3	3	1	3	5	1	0	1	27			
02	HAYMAN, Brandon	g	1-2	0-1	0-0	0	1	0	2	1	1	0	0	0	4			
11	KELLY, Rajion	g	2-7	0-4	0-0	1	1	2	4	2	2	0	1	1	21			
14	JOHNSON, Kaylin	g	2-7	1-4	2-4	0	2	0	7	1	3	0	0	0	18			
33	BARNES, Levi	g	0-2	0-1	0-0	0	1	2	0	0	1	4	2	1	19			
35	HOOD, Tyler	g	1-2	0-1	2-2	0	1	1	0	4	0	1	0	0	8			
Team						0			0									
Totals			21-54	7-27	8-12	9	18	27	14	57	12	13	6	9	200			

FG % 1st Half: 10-31 32.3% 2nd half: 11-23 47.8% Game: 21-54 38.9%
 3FG % 1st Half: 2-13 15.4% 2nd half: 5-14 35.7% Game: 7-27 25.9%
 FT % 1st Half: 3-5 60.0% 2nd half: 5-7 71.4% Game: 8-12 66.7%

Jacksonville 70 • 1-2

#	Player	g	Total			3-Ptr			Rebounds			PF	TP	A	TO	Blk	Stl	Min
			FG-FGA	FG-FGA	FT-FTA	FG-FGA	FG-FGA	FT-FTA	Off	Def	Tot							
21	GRAHAM, Delwan	f	2-5	0-1	3-3	0	5	5	1	7	3	1	1	0	26			
42	POWELL, Glenn	f	6-8	0-0	2-2	1	5	6	3	14	0	2	1	1	31			
02	POWELL, Russell	g	3-6	0-2	0-0	2	2	4	3	6	7	2	0	1	30			
11	DAVIS, Chris	g	4-6	2-3	1-1	3	3	6	2	11	0	1	0	1	20			
15	CABELL, Aloys	g	6-10	4-4	1-2	0	2	2	1	17	2	1	0	0	26			
01	BOGUS, Jeremy	g	0-1	0-1	0-0	0	1	1	0	0	0	1	0	0	9			
05	GRAHAM, Evin	g	0-2	0-1	0-0	2	2	4	2	0	1	1	0	0	10			
12	JEFFERS, Shamile	g	1-2	0-0	0-0	0	0	0	1	2	0	2	0	1	9			
20	McDOUGALD, Keith	g	4-11	3-7	0-0	0	5	5	2	11	0	5	0	2	25			
22	SAHBEGOVIC, Admir	g	1-2	0-0	0-0	1	0	1	3	2	2	1	0	2	10			
30	GIESLER, Jake	g	0-1	0-0	0-0	0	1	1	0	0	1	1	0	0	4			
Team						1			0									
Totals			27-54	9-19	7-8	10	26	36	19	70	16	18	3	8	200			

FG % 1st Half: 15-28 53.6% 2nd half: 12-26 46.2% Game: 27-54 50.0%
 3FG % 1st Half: 6-11 54.5% 2nd half: 3-8 37.5% Game: 9-19 47.4%
 FT

2011-12 SAMFORD BASKETBALL BOX SCORES

Samford 71, UT Arlington 69 Nov. 26 - Texas Hall, Arlington, Texas

GAME #4

Samford 71 • 1-3

#	Player	Total			3-Ptr			Rebounds			PF	TP	A	TO	Blk	Stl	Min
		FG	FGA	FT	FTA	Off	Def	Tot	Off	Def							
12	PETERSON, John	f	2-4	1-3	4-6	0	0	0	3	9	2	1	0	0	0	24	
01	WINDLER, Drew	c	5-6	4-5	2-3	1	2	3	16	3	1	1	0	0	21		
05	MERRITT, Jeffrey	g	5-6	4-5	1-4	2	5	7	3	15	5	3	0	1	34		
24	COOK, Will	g	3-9	2-8	3-6	1	6	7	2	11	2	2	0	1	31		
25	McNEIL, Devin	g	0-1	0-1	0-0	1	1	2	3	0	0	4	1	1	14		
02	HAYMAN, Brandon	g	0-0	0-0	0-0	0	0	0	1	0	0	0	0	0	3		
11	KELLY, Rajion	g	3-7	1-5	0-0	1	1	2	4	7	3	2	0	0	25		
14	JOHNSON, Kaylin	g	3-5	3-5	0-0	1	0	1	2	9	4	0	0	0	21		
23	FRIDAY, Matthew	g	1-3	0-1	0-0	3	2	5	2	3	2	1	1	1	17		
33	BARNES, Levi	g	0-1	0-1	0-0	0	0	0	1	0	0	0	0	0	2		
35	HOOD, Tyler	g	1-3	0-2	0-1	0	0	0	1	2	1	1	0	0	8		
Team						0	4	4									
Totals			23-45	15-36	10-20	10	21	31	25	71	19	20	3	4	200		

FG % 1st Half: 14-23 60.9% 2nd half: 9-22 40.9% Game: 23-45 51.1%
 3FG % 1st Half: 9-18 50.0% 2nd half: 6-18 33.3% Game: 15-36 41.7%
 FT % 1st Half: 3-6 50.0% 2nd half: 7-14 50.0% Game: 10-20 50.0%

UT Arlington 69 • 3-2

#	Player	Total			3-Ptr			Rebounds			PF	TP	A	TO	Blk	Stl	Min
		FG	FGA	FT	FTA	Off	Def	Tot	Off	Def							
01	Ingram, Bo	f	3-6	1-3	2-3	3	4	7	3	9	0	2	0	0	0	25	
24	Butler, Kevin	f	3-4	2-2	6-6	0	3	3	4	14	0	0	0	2	23		
55	Reves, Jordan	c	2-5	0-0	4-4	2	4	6	3	8	0	2	1	0	26		
12	White-Miller, Shaq	g	2-6	2-4	0-2	0	1	1	2	6	3	4	0	0	24		
31	Reed, LaMarcus	g	6-15	1-5	4-5	2	1	3	3	17	2	0	0	0	33		
04	Redmon, Jorge	g	1-4	0-2	0-0	0	0	0	1	2	1	0	0	0	12		
05	Lagerson, Stuart	g	0-0	0-0	2-2	0	1	1	1	2	0	0	0	0	13		
10	Gay, Bradley	g	1-4	1-2	0-0	0	1	1	1	3	2	2	0	1	12		
25	Catlett, Cameron	g	2-5	0-0	1-2	1	1	2	2	5	2	3	0	2	18		
35	Edwards, Brandon	g	1-3	0-0	1-1	1	2	3	2	3	1	1	0	0	14		
Team						4	2	6									
Totals			21-52	7-18	20-25	13	20	33	22	69	11	14	1	6	200		

FG % 1st Half: 9-23 39.1% 2nd half: 12-29 41.4% Game: 21-52 40.4%
 3FG % 1st Half: 4-12 33.3% 2nd half: 3-6 50.0% Game: 7-18 38.9%
 FT % 1st Half: 10-11 90.9% 2nd half: 10-14 71.4% Game: 20-25 80.0%

Officials: Brent Meaux, George Washington, Marques Pettigrew
 Technical fouls: Samford-None. UT Arlington-None.
 Attendance: 572

Score by periods	1st	2nd	Total
Samford	40	31	71
UT Arlington	32	37	69

	In	Off	2nd	Fast	Bench
Points	Point	T/O	Chance	Break	
SAM	10	18	2	0	20
UTA	26	24	18	6	15

Western Carolina 75, Samford 71 Dec. 1 - Pete Hanna Center, Birmingham, Ala.

GAME #5

Western Carolina 75 • 4-4, 1-0 SoCon

#	Player	Total			3-Ptr			Rebounds			PF	TP	A	TO	Blk	Stl	Min
		FG	FGA	FT	FTA	Off	Def	Tot	Off	Def							
32	KING, Tawaski	f	2-3	0-0	2-3	1	1	2	4	6	1	0	0	0	0	13	
40	ROSS, Preston	f	1-3	0-2	0-0	1	3	4	2	2	2	1	0	3	23		
05	SUMLER, Trey	g	2-9	0-1	11-12	4	7	11	1	15	5	4	0	1	38		
22	MOTOMBO, Harouna	g	8-15	1-3	1-3	2	3	5	2	18	2	3	0	2	36		
24	BUGGS, Brandon	g	6-12	2-4	3-5	2	4	6	2	17	2	1	0	1	39		
01	HALL, Kenneth	g	0-1	0-0	0-0	0	0	0	2	0	0	0	0	0	10		
04	COLE, Keaton	g	4-9	4-7	3-5	0	0	0	0	15	0	1	0	0	22		
25	SINCLAIR, James	g	0-0	0-0	0-0	0	1	1	0	0	1	0	0	0	2		
33	HOLLIS, Ishmael	g	1-3	0-1	0-0	1	2	3	3	2	0	0	0	1	17		
Team						1	6	7			1						
Totals			24-55	7-18	20-28	12	27	39	16	75	13	11	2	8	200		

FG % 1st Half: 12-27 44.4% 2nd half: 12-28 42.9% Game: 24-55 43.6%
 3FG % 1st Half: 4-9 44.4% 2nd half: 3-9 33.3% Game: 7-18 38.9%
 FT % 1st Half: 12-17 70.6% 2nd half: 8-11 72.7% Game: 20-28 71.4%

Samford 71 • 1-4, 0-1 SoCon

#	Player	Total			3-Ptr			Rebounds			PF	TP	A	TO	Blk	Stl	Min
		FG	FGA	FT	FTA	Off	Def	Tot	Off	Def							
12	PETERSON, John	f	2-7	0-4	1-2	1	2	3	5	1	1	0	0	0	22		
01	WINDLER, Drew	c	6-15	2-6	6-11	2	5	7	3	20	0	5	2	1	28		
05	MERRITT, Jeffrey	g	0-7	0-4	0-0	2	6	8	4	0	4	2	2	0	27		
11	KELLY, Rajion	g	0-0	0-0	2-2	0	0	0	3	2	1	0	0	1	19		
24	COOK, Will	g	4-6	4-6	0-0	2	3	5	1	12	1	1	0	0	30		
02	HAYMAN, Brandon	g	1-1	0-0	1-1	1	0	1	2	3	0	1	0	1	3		
14	JOHNSON, Kaylin	g	0-1	0-1	0-0	0	1	1	2	0	0	1	0	0	13		
23	FRIDAY, Matthew	g	1-1	0-0	0-0	1	1	2	1	2	1	0	0	1	9		
25	McNEIL, Devin	g	7-15	3-6	2-3	0	3	3	19	3	2	1	0	31			
33	BARNES, Levi	g	0-0	0-0	0-0	0	0	0	0	0	0	0	0	1	3		
35	HOOD, Tyler	g	3-5	0-1	2-3	2	0	2	2	8	0	0	0	0	15		
Team						2	2	4									
Totals			24-58	9-28	14-22	13	23	36	24	71	11	13	6	4	200		

FG % 1st Half: 11-28 39.3% 2nd half: 13-30 43.3% Game: 24-58 41.4%
 3FG % 1st Half: 4-13 30.8% 2nd half: 5-15 33.3% Game: 9-28 32.1%
 FT % 1st Half: 12-17 70.6% 2nd half: 2-5 40.0% Game: 14-22 63.6%

Officials: Ron Groover, Kyle Chambers and John Healy
 Technical fouls: Western Carolina-None. Samford-None.
 Attendance: 821

Score by periods	1st	2nd	Total
Western Carolina	40	35	75
Samford	38	33	71

	In	Off	2nd	Fast	Bench
Points	Point	T/O	Chance	Break	
WCU	22	12	6	0	17
SAM	20	10	15	0	32

UTSA 74, Samford 52 Dec. 5 - Pete Hanna Center, Birmingham, Ala.

GAME #6

UTSA 74 • 5-4

#	Player	Total			3-Ptr			Rebounds			PF	TP	A	TO	Blk	Stl	Min
		FG	FGA	FT	FTA	Off	Def	Tot	Off	Def							
01	Franklin, Stephen	f	4-8	0-0	2-3	4	4	8	2	10	2	2	1	2	28		
12	Hill, Jeromie	f	8-10	2-2	2-2	1	3	4	0	20	0	1	0	6	35		
04	Paye, Sei	g	2-3	0-0	1-2	0	5	5	0	5	3	0	1	0	40		
22	Burrage, Kannon	g	6-10	1-2	3-3	0	2	2	2	16	2	3	0	0	27		
31	Johnson III, Melvin	g	3-8	0-3	1-1	0	5	5	1	7	5	2	0	1	30		
13	Nujic, Igor	g	1-1	0-0	0-0	0	0	0	0	2	0	1	0	1	6		
14	Vouyoukas, Alex	g	5-6	0-0	1-1	1	1	2	2	11	0	0	1	0	16		
32	Sims, Jordan	g	1-4	1-4	0-0	0	2	2	2	3	0	0	0	0	16		
42	Wood, Tyler	g	0-0	0-0	0-0	0	0	0	0	0	0	0	0	0	2		
Team						1	3	4									
Totals			30-50	4-11	10-12	7	25	32	9	74	14	12	2	11	200		

FG % 1st Half: 11-25 44.0% 2nd half: 19-25 76.0% Game: 30-50 60.0%
 3FG % 1st Half: 1-5 20.0% 2nd half: 3-6 50.0% Game: 4-11 36.4%
 FT % 1st Half: 3-3 100.0% 2nd half: 7-9 77.8% Game: 10-12 83.3%

Samford 52 • 1-5

#	Player	Total			3-Ptr			Rebounds			PF	TP	A	TO	Blk	Stl	Min
		FG	FGA	FT	FTA	Off	Def	Tot	Off	Def							
35	HOOD, Tyler	f	6-11	3-5	0-1	4	3	7	2	15	3	3	2	0	27		
01	WINDLER, Drew	c	1-6	1-5	2-2	0	1	1	4	5	4	5	0	3	21		
05	MERRITT, Jeffrey	g	2-6	2-4	3-4	3	2	5	0	9	1	0	0	0	26		
11	KELLY, Rajion	g	1-8	1-6	1-2	0	1	1	4	1	1	0	0	0	24		
24	COOK, Will	g	3-9	2-7	0-0	1	4	5	3	8	1	0	0	1	33		
02	HAYMAN, Brandon	g	1-1	0-0	0-0	0	0	0	0	2	0	1	0	0	5		
10	MILLER, Connor	g	0-2	0-2	0-0	0	0	0	1	0	0	0	0	0	9		
14	JOHNSON, Kaylin	g	2-5	2-5	0-0	0	3	3	0	6	0	1	0	0	11		
15	BAILEY, Hamilton	g	0-0	0-0	0-0	0	0	0	0	0	0	0	0	0	1		
23	FRIDAY, Matthew	g	0-0	0-0	0-0	1	1	2	1	0	0	2	0	0	9		
25	McNEIL, Devin	g	1-5	1-5	0-0	1	0	1	1	3	3	2	0	1	19		
33	BARNES, Levi	g	0-0	0-0	0-0	0	1	1	1	0	0	1	0	1	15		
Team						0	0	0									
Totals			17-53	12-39	6-9	10	16	26	14	52	13	16	2	6	200		

2011-12 SAMFORD BASKETBALL BOX SCORES

Samford 82, Lindsey Wilson 56

Dec. 10 - Pete Hanna Center, Birmingham, Ala.

GAME #8

Lindsey Wilson 56 • 7-3

#	Player	Total			3-Ptr			Rebounds			PF	TP	A	TO	Blk	Stl	Min
		FG-FGA	FG-FGA	FT-FTA	FG-FGA	FG-FGA	FT-FTA	Off	Def	Tot							
31	Darren Ballou	f	1-7	1-4	0-0	2	3	5	0	3	1	1	0	1	30		
32	Charles Baker	c	3-8	1-3	0-0	0	0	0	5	7	1	2	0	1	31		
11	Milos Petrovic	f	2-5	0-0	2-2	2	2	4	1	6	1	1	0	0	11		
01	Kalen Kimberland	g	3-7	1-2	3-8	2	2	4	1	10	1	2	0	0	36		
12	Justin Archie	g	5-10	0-3	5-8	1	3	4	1	15	3	2	0	2	31		
02	Giorgos Pramagioulis	g	0-1	0-0	0-0	0	0	0	0	0	0	0	0	0	2		
15	Wesley Hanspard	g	3-4	0-0	0-0	2	2	2	2	6	0	2	0	3	17		
24	Tony Horne	g	0-2	0-0	0-0	0	0	0	0	0	0	0	0	0	1		
30	Chase Cox	g	2-8	2-7	0-0	1	0	1	1	6	2	1	0	2	20		
33	Josh White	g	1-3	0-0	1-2	2	5	7	1	3	0	2	0	0	21		
Team						0	1	1									
Totals			20-55	5-19	11-20	12	16	28	12	56	9	13	0	9	200		

FG % 1st Half: 10-29 34.5% 2nd half: 10-26 38.5% Game: 20-55 36.4%
 3FG % 1st Half: 3-12 25.0% 2nd half: 2-7 28.6% Game: 5-19 26.3%
 FT % 1st Half: 2-4 50.0% 2nd half: 9-16 56.3% Game: 11-20 55.0%

Samford 82 • 2-6

#	Player	Total			3-Ptr			Rebounds			PF	TP	A	TO	Blk	Stl	Min
		FG-FGA	FG-FGA	FT-FTA	FG-FGA	FG-FGA	FT-FTA	Off	Def	Tot							
35	HOOD, Tyler	f	6-10	2-5	2-2	1	2	3	3	16	5	2	1	0	32		
01	WINDLER, Drew	c	6-8	2-3	1-2	0	2	2	4	15	0	1	0	0	20		
05	MERRITT, Jeffrey	g	4-6	3-4	0-2	0	10	10	1	11	3	3	0	0	30		
24	COOK, Will	g	1-2	0-0	0-0	0	6	6	2	2	1	1	0	0	21		
25	McNEIL, Devin	g	1-4	0-1	0-0	0	0	0	1	2	2	0	0	0	15		
02	HAYMAN, Brandon	g	5-8	0-0	0-0	3	1	4	0	10	1	0	0	0	10		
10	MILLER, CONNOR	g	1-5	1-4	0-0	2	2	2	2	3	3	1	0	0	17		
11	KELLY, Rajion	g	4-4	1-1	0-0	0	2	2	3	9	4	3	1	0	20		
14	JOHNSON, Kaylin	g	2-3	1-2	0-0	0	0	0	1	5	0	1	0	1	12		
15	BAILEY, Hamilton	g	0-0	0-0	0-0	0	0	0	1	0	0	0	0	0	3		
23	FRIDAY, Matthew	g	4-7	1-1	0-0	2	2	2	0	9	2	1	0	3	17		
33	BARNES, Levi	g	0-0	0-0	0-0	0	0	0	0	0	0	1	0	0	3		
Team						2	2	4									
Totals			34-57	11-21	3-6	8	27	35	18	82	21	13	3	4	200		

FG % 1st Half: 16-28 57.1% 2nd half: 18-29 62.1% Game: 34-57 59.6%
 3FG % 1st Half: 5-12 41.7% 2nd half: 6-9 66.7% Game: 11-21 52.4%
 FT % 1st Half: 1-2 50.0% 2nd half: 2-4 50.0% Game: 3-6 50.0%

Officials: T Jerome Hall, Carl Pundt and Byron Evans
 Technical fouls: Lindsey Wilson-None. Samford-None.
 Attendance: 972

Score by periods	1st	2nd	Total
Lindsey Wilson	25	31	56
Samford	38	44	82

Points	In	Off	2nd	Fast	Bench
LWC	Paint	T/O	Chance	Break	
SAM	14	15	7	0	15
SAM	28	19	12	0	36

Samford 90, Spring Hill 64

Dec. 17 - Pete Hanna Center, Birmingham, Ala.

GAME #9

Spring Hill 64 • 7-3

#	Player	Total			3-Ptr			Rebounds			PF	TP	A	TO	Blk	Stl	Min
		FG-FGA	FG-FGA	FT-FTA	FG-FGA	FG-FGA	FT-FTA	Off	Def	Tot							
15	Frederick Gatson	f	3-8	0-1	0-1	3	3	6	2	6	1	3	1	0	21		
41	Jake Thelen	c	5-8	0-0	5-8	5	5	10	1	15	1	2	1	1	24		
04	Todd Martin	g	6-8	4-5	0-0	0	0	0	2	16	1	1	0	0	21		
12	Stephen Burches	g	0-3	0-1	0-0	0	0	0	0	4	0	2	1	0	12		
25	Brett Williams	g	4-5	2-6	0-0	2	2	2	10	2	2	0	0	26			
00	Halen Butler	g	1-5	1-4	0-0	0	0	1	1	2	3	1	0	0	11		
05	Steve Edwards	g	0-2	0-2	0-0	0	0	0	0	0	0	0	0	0	3		
11	Neal Apetrei	g	0-0	0-0	0-1	0	0	0	0	0	0	1	0	0	2		
14	Tyler Schwab	g	1-3	1-3	0-0	0	3	3	0	3	8	1	0	0	26		
22	Charles Gordon	g	0-4	0-0	0-0	2	2	4	2	0	0	0	0	0	17		
32	Alex Looney	g	2-10	1-3	4-4	5	4	9	3	9	0	1	0	1	25		
33	John Deloach	g	0-0	0-0	0-1	0	0	0	0	0	0	0	0	0	2		
34	Jaylyn Woods	g	0-0	0-0	0-0	0	0	0	0	0	0	0	0	0	2		
55	Blake Taylor	g	1-1	0-0	0-0	0	0	0	2	2	0	0	0	0	8		
Team						3	1	4									
Totals			23-67	9-25	9-15	20	19	39	21	64	17	12	2	2	200		

FG % 1st Half: 9-36 25.0% 2nd half: 14-31 45.2% Game: 23-67 34.3%
 3FG % 1st Half: 3-13 23.1% 2nd half: 6-12 50.0% Game: 9-25 36.0%
 FT % 1st Half: 3-6 50.0% 2nd half: 6-9 66.7% Game: 9-15 60.0%

Samford 90 • 3-6

#	Player	Total			3-Ptr			Rebounds			PF	TP	A	TO	Blk	Stl	Min
		FG-FGA	FG-FGA	FT-FTA	FG-FGA	FG-FGA	FT-FTA	Off	Def	Tot							
35	HOOD, Tyler	f	3-5	1-2	5-6	1	2	3	2	12	1	1	1	0	20		
01	WINDLER, Drew	c	7-8	2-3	7-9	1	4	5	2	23	2	2	1	1	20		
05	MERRITT, Jeffrey	g	1-5	0-1	0-0	0	5	5	2	5	0	0	2	2	25		
24	COOK, Will	g	4-5	1-2	5-5	0	2	2	0	14	0	0	0	1	23		
25	McNEIL, Devin	g	3-4	1-2	1-1	0	4	4	3	8	4	3	0	0	15		
02	HAYMAN, Brandon	g	4-12	0-1	0-2	8	2	10	1	8	4	1	0	1	20		
10	MILLER, Connor	g	2-4	2-3	0-2	0	1	1	2	6	2	1	0	1	22		
11	KELLY, Rajion	g	2-4	2-3	0-0	0	0	0	0	6	0	1	0	0	15		
14	JOHNSON, Kaylin	g	1-2	1-2	0-0	0	4	4	0	3	1	0	0	0	16		
15	BAILEY, Hamilton	g	0-2	0-1	0-0	0	0	0	1	0	0	0	0	0	4		
23	FRIDAY, Matthew	g	2-3	0-1	1-4	1	2	3	2	5	1	0	1	0	12		
33	BARNES, Levi	g	1-4	1-3	0-0	0	2	2	1	3	0	0	2	0	8		
Team						2	1	3									
Totals			30-58	11-24	19-29	13	29	42	16	90	20	10	5	6	200		

FG % 1st Half: 12-27 44.4% 2nd half: 18-31 58.1% Game: 30-58 51.7%
 3FG % 1st Half: 6-13 46.2% 2nd half: 5-11 45.5% Game: 11-24 45.8%
 FT % 1st Half: 10-17 58.8% 2nd half: 9-12 75.0% Game: 19-29 65.5%

Officials: Kyle Barnes, Todd Austin and Jason Creek
 Technical fouls: Spring Hill-Tyler Schwab. Samford-None.
 Attendance: 972

Score by periods	1st	2nd	Total
Spring Hill	24	40	64
Samford	40	50	90

Points	In	Off	2nd	Fast	Bench
SHC	Paint	T/O	Chance	Break	
SAM	10	7	13	0	17
SAM	26	16	14	0	31

#3 Kentucky 82, Samford 50

Dec. 20 - Rupp Arena, Lexington, Ky.

GAME #10

Samford 50 • 3-7

#	Player	Total			3-Ptr			Rebounds			PF	TP	A	TO	Blk	Stl	Min
		FG-FGA	FG-FGA	FT-FTA	FG-FGA	FG-FGA	FT-FTA	Off	Def	Tot							
35	HOOD, Tyler	f	3-8	1-3	4-6	0	3	3	2	11	2	1	0	1	30		
01	WINDLER, Drew	c	5-9	1-3	0-0	0	1	1	1	11	0	4	0	0	26		
05	MERRITT, Jeffrey	g	3-9	0-3	0-0	0	5	5	1	6	2	2	0	0	35		
24	COOK, Will	g	0-4	0-3	0-0	0	4	4	3	0	0	1	0	0	26		
25	McNEIL, Devin	g	0-0	0-0	0-0	0	0	0	0	0	2	0	0	0	3		
02	HAYMAN, Brandon	g	1-1	0-0	0-0	0	1	1	4	2	0	2	0	1	14		
10	MILLER, Connor	g	1-1	0-0	0-0	0	0	0	0	2	0	0	0	0	7		
11	KELLY, Rajion	g	1-6	0-2	1-2	1	1	2	2	3	3	0	0	0	30		
14	JOHNSON, Kaylin	g	2-3	1-1	2-2	0	0	0	1	7	1	0	0	0	14		
15	BAILEY, Hamilton	g	0-0	0-0	0-0	0	0	0	0	0	0	0	0	0	1		
23	FRIDAY, Matthew	g	4-5	0-1	0-0	2	1	3	0	8	4	2	2	13			
33	BARNES, Levi	g	0-0	0-0	0-0	0	0	0	0	0	0	0	0	0	1		
Team						2	1	3									
Totals			20-46	3-16	7-10	5	17	22	14	50	12	14	0	4	200		

FG % 1st Half: 9-22 40.9% 2nd half: 11-24 45.8% Game: 20-46 43.5%
 3FG % 1st Half: 1-11 9.1% 2nd half: 2-5 40.0% Game: 3-16 18.8%
 FT % 1st Half: 3-4 75.0% 2nd half: 4-6 66.7% Game: 7-10 70.0%

#3 Kentucky 82 • 10-1

#	Player	Total			3-Ptr			Rebounds			PF	TP	A	TO	Blk	Stl	Min
		FG-FGA	FG-FGA	FT-FTA	FG-FGA	FG-FGA	FT-FTA	Off	Def	Tot							
01	Miller, Darius	g	6-10	3-6	2-2	2	0	2	1	17	5	0	0	2	31		
05	Pelkon, Jarrod	g	0-0	0-0	0-0	0	0	0	0	0	0	0	0	0	2		
10	Beckham, Twany	g	0-0	0-0	0-0	1	2	3	0	0	1	0	0	0	7		

2011-12 SAMFORD BASKETBALL BOX SCORES

Maryland 75, Samford 63

Dec. 31 - Comcast Center, College Park, Md.

GAME #12

Samford 63 • (3-9)

#	Player	Total			3-Ptr			Rebounds			PF	TP	A	TO	Blk	Stl	Min
		FG-FGA	FG-FGA	FT-FTA	Off	Def	Tot	Off	Def	Tot							
35	HOOD, Tyler	f	7-11	2-5	0-0	1	2	3	3	16	0	3	0	0	0	26	
01	WINDLER, Drew	c	5-13	2-6	1-1	0	2	2	2	13	0	2	0	0	0	27	
05	MERRITT, Jeffrey	g	2-7	0-2	0-0	0	3	3	2	4	4	2	0	0	0	32	
24	COOK, Will	g	1-5	1-3	2-4	1	2	3	0	5	2	0	0	0	0	27	
25	McNEIL, Devin	g	3-7	0-2	0-0	0	0	0	3	4	4	0	2	4	2	23	
02	HAYMAN, Brandon	g	4-6	0-1	0-0	4	0	4	2	8	0	1	1	0	0	18	
10	MILLER, Connor	g	1-2	1-2	0-0	1	0	1	0	3	0	0	0	0	0	6	
11	KELLY, Rajjon	g	3-9	2-6	0-0	0	3	3	3	8	1	1	0	0	0	26	
14	JOHNSON, Kaylin	g	0-0	0-0	0-0	0	0	0	0	0	0	1	0	0	0	3	
23	FRIDAY, Matthew	g	1-1	0-0	0-0	0	0	0	0	2	2	1	0	1	0	12	
33	BARNES, Levi	g	0-0	0-0	0-0	0	1	1	0	0	1	0	0	0	0	1	
	Team					1	1	2									
	Totals		26-61	8-27	3-5	8	14	22	15	63	14	11	3	5	0	200	

FG % 1st Half: 13-30 43.3% 2nd half: 13-31 41.9% Game: 26-61 42.6%
 3FG % 1st Half: 3-12 25.0% 2nd half: 5-15 33.3% Game: 8-27 29.6%
 FT % 1st Half: 2-3 66.7% 2nd half: 1-2 50.0% Game: 3-5 60.0%

Maryland 75 • (9-3)

#	Player	Total			3-Ptr			Rebounds			PF	TP	A	TO	Blk	Stl	Min
		FG-FGA	FG-FGA	FT-FTA	Off	Def	Tot	Off	Def	Tot							
14	Sean Mosley	f	3-9	0-2	1-2	2	3	5	1	7	0	1	1	1	1	23	
35	James Padgett	f	1-5	0-0	1-2	4	1	5	1	3	0	2	1	0	0	15	
25	Alex Len	c	4-5	0-0	5-8	3	4	7	1	13	0	3	1	0	0	22	
12	Terrill Skoglin	g	8-13	6-8	2-2	1	4	5	2	24	3	4	0	1	24		
21	Pe'Shon Howard	g	3-2	0-0	0-0	0	9	9	0	2	5	3	0	0	0	28	
04	Jacob Susskind	g	0-0	0-0	0-0	0	0	0	0	0	0	0	0	0	0	2	
05	Nick Faust	g	5-8	3-4	0-0	1	1	2	0	13	4	1	0	0	0	26	
10	Berend Weijis	g	0-1	0-0	1-2	0	1	1	2	1	0	1	0	0	0	13	
11	Mychal Parker	g	2-5	0-2	1-1	0	3	3	1	5	2	1	0	2	19		
13	Arnold Richmond	g	0-0	0-0	0-0	0	0	0	0	0	0	0	0	0	0	2	
15	Spencer Barks	g	0-0	0-0	0-0	0	0	0	0	0	0	0	0	0	0	2	
22	Jon Dillard	g	0-0	0-0	0-0	0	0	0	0	0	0	0	0	0	0	1	
23	John Auslander	g	0-1	0-1	0-0	0	0	0	0	0	0	0	0	0	0	2	
24	Jonathan Thomas	g	1-1	0-0	0-0	0	0	0	0	2	0	0	0	0	0	0+	
30	Ashton Pankey	g	2-3	0-0	1-3	1	1	2	3	5	0	1	0	0	0	21	
	Team					1	0	1									
	Totals		27-53	9-17	12-20	13	27	40	11	75	14	17	3	5	0	200	

FG % 1st Half: 15-27 55.6% 2nd half: 12-26 46.2% Game: 27-53 50.9%
 3FG % 1st Half: 4-7 57.1% 2nd half: 5-10 50.0% Game: 9-17 52.9%
 FT % 1st Half: 10-16 62.5% 2nd half: 2-4 50.0% Game: 12-20 60.0%

Officials: Bernard Clinton, Raymond Styons, Sean Casady
 Technical fouls: Samford-None. Maryland-None.
 Attendance: 11429

Score by periods	1st	2nd	Total
Samford	31	32	63
Maryland	44	31	75

Appalachian State 68, Samford 63

Jan. 5 - Pete Hanna Center, Birmingham, Ala.

GAME #13

Appalachian State 68 • 6-7, 2-1 SoCon

#	Player	Total			3-Ptr			Rebounds			PF	TP	A	TO	Blk	Stl	Min
		FG-FGA	FG-FGA	FT-FTA	Off	Def	Tot	Off	Def	Tot							
21	CARTER, Omar	f	6-10	2-3	3-6	4	4	8	1	17	3	3	1	3	0	33	
50	WILLIAMSON, Andre	f	4-5	0-0	2-6	0	5	5	4	10	2	1	1	0	0	23	
02	HAMILTON, Tab	g	5-8	2-3	0-0	0	1	1	3	12	0	1	0	1	0	26	
13	TRICE, Jamaal	g	1-6	0-3	0-2	1	5	6	0	2	1	1	0	0	0	27	
23	NEAL, Mike	g	5-9	1-3	0-0	0	3	3	4	11	3	6	0	0	0	28	
03	VILARINO, G.J.	g	1-2	0-0	0-1	0	0	0	2	2	2	2	0	1	15		
11	HEALY, Nathan	g	4-7	1-3	5-5	2	6	8	2	14	2	4	3	0	0	26	
33	WOODS, Mitch	g	0-1	0-1	0-0	0	1	1	0	1	0	0	0	0	0	17	
54	HAUSLEY, Petey	g	0-0	0-0	0-0	1	2	3	1	0	0	1	1	0	0	5	
	Team					1	4	5									
	Totals		26-48	6-16	10-20	9	31	40	18	68	14	19	6	5	0	200	

FG % 1st Half: 14-25 56.0% 2nd half: 12-23 52.2% Game: 26-48 54.2%
 3FG % 1st Half: 5-11 45.5% 2nd half: 1-5 20.0% Game: 6-16 37.5%
 FT % 1st Half: 4-7 57.1% 2nd half: 6-13 46.2% Game: 10-20 50.0%

Samford 63 • 3-10, 0-2 SoCon

#	Player	Total			3-Ptr			Rebounds			PF	TP	A	TO	Blk	Stl	Min
		FG-FGA	FG-FGA	FT-FTA	Off	Def	Tot	Off	Def	Tot							
35	HOOD, Tyler	f	2-9	0-6	0-0	0	0	0	3	4	3	1	0	0	0	19	
01	WINDLER, Drew	c	6-10	1-1	2-4	2	2	4	4	15	1	4	0	1	1	21	
05	MERRITT, Jeffrey	g	5-11	3-5	1-3	3	7	10	2	14	2	1	0	1	0	36	
24	COOK, Will	g	2-7	1-4	0-2	0	5	5	3	5	1	1	0	1	34		
25	McNEIL, Devin	g	1-5	0-1	2-2	0	2	2	2	4	1	0	0	1	16		
02	HAYMAN, Brandon	g	1-3	0-0	1-4	1	0	1	2	3	1	0	0	1	18		
10	MILLER, Connor	g	0-1	0-1	0-0	0	0	0	0	0	0	0	0	0	0	8	
11	KELLY, Rajjon	g	4-10	1-5	1-3	2	1	3	0	10	2	1	0	0	0	27	
14	JOHNSON, Kaylin	g	0-0	0-0	0-0	0	0	0	0	0	0	0	0	0	0	2	
23	FRIDAY, Matthew	g	4-7	0-0	0-0	1	2	3	8	0	2	1	4	19	0	19	
	Team					2	1	3									
	Totals		25-63	6-23	7-18	11	20	31	19	63	13	10	1	9	0	200	

FG % 1st Half: 11-31 35.5% 2nd half: 14-32 43.8% Game: 25-63 39.7%
 3FG % 1st Half: 3-11 27.3% 2nd half: 3-12 25.0% Game: 6-23 26.1%
 FT % 1st Half: 3-4 75.0% 2nd half: 4-14 28.6% Game: 7-18 38.9%

Officials: Tony Greene, Ron Groover and Charles Davis II

Technical fouls: Appalachian State-None. Samford-None.

Attendance: 584

Score by periods	1st	2nd	Total
Appalachian State	37	31	68
Samford	28	35	63

The Citadel 73, Samford 62

Jan. 7 - McAlister Field House, Charleston, S.C.

GAME #14

Samford 62 • 3-11, 0-3 SoCon

#	Player	Total			3-Ptr			Rebounds			PF	TP	A	TO	Blk	Stl	Min
		FG-FGA	FG-FGA	FT-FTA	Off	Def	Tot	Off	Def	Tot							
01	WINDLER, Drew	* f	6-15	2-8	2-4	0	3	3	2	16	1	2	1	0	0	30	
05	MERRITT, Jeffrey	* g	2-5	2-4	0-2	1	4	5	3	6	2	3	0	0	0	26	
11	KELLY, Rajjon	* g	0-7	0-3	0-0	1	2	3	0	4	3	0	0	0	0	24	
24	COOK, Will	* g	5-6	1-2	2-4	3	4	7	2	13	1	0	1	1	0	29	
35	HOOD, Tyler	* g	5-9	0-2	0-0	3	2	5	3	10	1	1	0	2	31		
02	HAYMAN, Brandon	* g	2-3	0-0	0-0	0	3	3	4	4	0	1	0	0	0	9	
10	MILLER, Connor	* g	1-4	1-4	0-0	1	2	3	2	3	0	0	0	0	0	23	
14	JOHNSON, Kaylin	* g	1-6	1-6	1-2	2	0	2	3	4	0	0	0	0	0	16	
23	FRIDAY, Matthew	* g	3-3	0-0	0-1	1	4	5	2	6	0	1	0	0	0	12	
	Team					1	1	2									
	Totals		25-58	7-29	5-13	16	22	38	21	62	9	11	2	3	0	200	

FG % 1st Half: 12-29 41.4% 2nd half: 13-29 44.8% Game: 25-58 43.1%
 3FG % 1st Half: 2-12 16.7% 2nd half: 5-17 29.4% Game: 7-29 24.1%
 FT % 1st Half: 3-7 42.9% 2nd half: 2-6 33.3% Game: 5-13 38.5%

The Citadel 73 • 4-11, 1-3 SoCon

#	Player	Total			3-Ptr			Rebounds			PF	TP	A	TO	Blk	Stl	Min
		FG-FGA	FG-FGA	FT-FTA	Off	Def	Tot	Off	Def	Tot							
03	MORABBI, Cosmo	* f	6-12	4-7	4-7	1	2	3	2	20	6	1	0	4	34		
11	WRIGHT, DeVontae	* f	3-5	1-1	5-11	1	0	1	0	12	8	1	0	2	34		
12	MOORE, Ashton	* f	4-11	1-5	1-2	1	2	3	4	10	0	4	0	0	0	39	
25	BRAY, C.J.	* f	1-5	0-1	0-0	2	6	8	3	2	2	0	1	0	0	23	
31	GROSSELLE, Mike	* f	10-10	0-0	5-7	2	5	7	2	25	2	1	0	1	30		
10	HARRIS III, Marshall	* f	1-1	0-0	0-0	0	0	0	0	2	2	0	0	0	0	7	
15	ROBERTSON, Jordan	* f	1-2	0-0	0-0	0	2	2	2	0	0	0	0	0	0	5	
24	MILLER, Lawrence	* f	0-0	0-0	0-0	0	0	0	0	0	0	0	0	0	0	5	
34	HOLSTON, Bo	* f	0-0	0-0	0-0	0	3	3	0	1	2	0	0	0	0	23	
	Team																

2011-12 SAMFORD BASKETBALL BOX SCORES

Samford 81, Chattanooga 70

Jan. 14 - Pete Hanna Center, Birmingham, Ala.

GAME #16

Chattanooga 70 • 9-10, 3-3 SoCon

#	Player	Total		3-Ptr		Rebounds			PF	TP	A	TO	Blk	Stl	Min
		FG-FGA	FG-FGA	FT-FTA	Off	Def	Tot								
20	ZLOVARIC, Drazen	f	3-5	0-0	0-0	0	3	3	5	6	0	3	0	1	27
32	BURROUGHS, Jahmal	f	2-4	0-0	1-2	3	0	3	3	5	0	0	0	0	12
00	WATTAD, Omar	g	4-15	4-13	5-6	2	1	3	2	17	2	1	0	1	33
03	BELL, Keegan	g	3-13	3-13	0-0	0	4	4	4	9	5	5	1	0	40
22	TAYLOR, Ricky	g	2-9	1-3	4-4	5	2	7	4	9	5	1	0	0	30
02	STOKES, Lance	g	0-0	0-0	0-0	0	0	0	0	0	0	0	0	0	1
01	HAMPTON, Dontay	g	3-5	3-4	2-2	4	0	4	2	11	1	0	0	0	15
11	WHITE, Ronrico	g	0-0	0-0	0-0	0	0	0	0	0	0	0	0	0	3
30	MASON, Z.	g	3-7	0-0	5-6	1	7	8	2	11	1	2	0	0	26
34	BRYANT, Jared	g	0-1	0-0	2-2	1	1	2	1	2	0	1	0	0	13
Team						2	1	3							
Totals			20-59	11-33	19-22	18	19	37	23	70	14	15	1	2	200

FG % 1st Half: 12-28 42.9% 2nd half: 8-31 25.8% Game: 20-59 33.9%
 3FG % 1st Half: 6-17 35.3% 2nd half: 5-16 31.3% Game: 11-33 33.3%
 FT % 1st Half: 2-3 66.7% 2nd half: 17-19 89.5% Game: 19-22 86.4%

Samford 81 • 4-12, 1-4 SoCon

#	Player	Total		3-Ptr		Rebounds			PF	TP	A	TO	Blk	Stl	Min
		FG-FGA	FG-FGA	FT-FTA	Off	Def	Tot								
35	HOOD, Tyler	f	6-12	1-6	2-2	0	1	1	3	15	3	1	1	1	31
01	WINDLER, Drew	c	7-11	5-9	6-6	3	4	7	4	25	1	2	1	1	31
05	MERRITT, Jeffrey	g	1-6	0-5	5-6	3	9	12	2	7	9	4	0	1	40
11	KELLY, Rajion	g	5-11	1-5	8-8	3	1	4	1	19	1	0	0	2	36
24	COOK, Will	g	2-4	2-4	1-2	0	2	2	3	7	0	3	1	0	15
02	HAYMAN, Brandon	g	1-3	0-1	0-0	0	2	2	1	2	0	0	0	0	17
10	MILLER, Connor	g	2-4	2-4	0-0	0	1	1	2	6	0	0	0	1	19
23	FRIDAY, Matthew	g	0-0	0-0	0-0	0	0	0	5	0	2	2	0	1	9
25	McNEIL, Devin	g	0-0	0-0	0-0	0	0	0	0	0	0	0	0	0	2
Team						0	3	3							
Totals			24-51	11-34	22-24	9	23	32	21	81	16	12	3	7	200

FG % 1st Half: 16-28 57.1% 2nd half: 8-23 34.8% Game: 24-51 47.1%
 3FG % 1st Half: 6-17 35.3% 2nd half: 5-17 29.4% Game: 11-34 32.4%
 FT % 1st Half: 6-6 100.0 2nd half: 16-18 88.9% Game: 22-24 91.7%

Officials: Chuck Jones, Brian Hagedorn and Samuel Croft
 Technical fouls: Chattanooga-None. Samford-None.
 Attendance: 1012

Score by periods	1st	2nd	Total
Chattanooga	32	38	70
Samford	44	37	81

	In	Off	2nd	Fast	Bench
Chattanooga	10	13	9	0	24
Samford	12	25	12	0	8

Samford 86, Elon 80

Jan. 19 - Alumni Gym, Elon, N.C.

GAME #17

Samford 86 • 5-12, 2-4 SoCon

#	Player	Total		3-Ptr		Rebounds			PF	TP	A	TO	Blk	Stl	Min
		FG-FGA	FG-FGA	FT-FTA	Off	Def	Tot								
35	HOOD, Tyler	f	8-13	4-7	5-7	4	3	7	3	25	1	1	0	1	38
01	WINDLER, Drew	c	7-13	6-9	1-2	2	5	7	3	21	2	1	1	0	29
05	MERRITT, Jeffrey	g	1-8	0-2	0-0	2	5	7	1	2	4	0	0	1	37
11	KELLY, Rajion	g	6-10	4-5	3-5	1	1	2	1	19	7	2	0	0	31
24	COOK, Will	g	5-10	2-6	1-3	2	2	4	3	13	1	3	0	0	34
02	HAYMAN, Brandon	g	1-1	0-0	0-0	1	0	1	1	2	0	1	0	0	4
10	MILLER, Connor	g	0-0	0-0	0-0	0	0	0	2	0	0	0	0	0	7
23	FRIDAY, Matthew	g	1-2	0-0	2-2	0	0	0	2	4	2	0	0	1	11
25	McNEIL, Devin	g	0-2	0-1	0-0	0	1	1	0	0	1	1	0	0	9
Team						2	2	4							
Totals			29-59	16-30	12-19	14	19	33	16	86	18	9	1	3	200

FG % 1st Half: 17-32 53.1% 2nd half: 12-27 44.4% Game: 29-59 49.2%
 3FG % 1st Half: 7-14 50.0% 2nd half: 9-16 56.3% Game: 16-30 53.3%
 FT % 1st Half: 4-5 80.0% 2nd half: 8-14 57.1% Game: 12-19 63.2%

Elon 80 • 8-9, 3-3 SoCon

#	Player	Total		3-Ptr		Rebounds			PF	TP	A	TO	Blk	Stl	Min
		FG-FGA	FG-FGA	FT-FTA	Off	Def	Tot								
21	BEAUMONT, Rylee	f	5-6	0-0	0-2	2	1	3	3	10	4	1	0	1	22
31	TROUTMAN, Lucas	f	6-7	0-0	0-2	1	0	1	1	12	2	2	0	1	31
10	HAMILTON, Austin	g	2-4	2-2	0-0	0	0	0	0	6	0	1	0	0	12
20	ISENBARGER, Jack	g	5-15	5-15	0-0	0	3	3	4	15	4	1	0	1	37
24	KOCH, Sebastian	g	2-3	0-0	2-2	0	5	5	5	6	3	1	0	0	19
00	BONNEY, Josh	g	1-2	0-0	0-0	0	0	0	0	2	1	1	0	0	7
11	SPRADLIN, Drew	g	6-13	3-5	4-4	3	3	6	1	19	4	0	0	1	32
01	BLAKE, Kevin	g	0-1	0-0	0-0	0	1	1	1	3	0	1	0	0	13
12	DUGAS, Roger	g	0-0	0-0	0-0	0	0	0	0	0	0	0	0	0	0+
23	EDOMWONYI, Egheosa	g	0-0	0-0	0-0	0	0	0	0	0	0	0	0	0	6
32	WINTERS, Ryan	g	0-1	0-0	0-0	1	1	2	0	0	0	0	0	0	4
44	ERVIN, Brett	g	2-6	1-5	2-2	3	5	8	1	7	0	0	0	0	17
Team						3	1	4							
Totals			29-58	11-27	11-16	13	20	33	16	80	18	9	0	4	200

FG % 1st Half: 11-31 35.5% 2nd half: 18-27 66.7% Game: 29-58 50.0%
 3FG % 1st Half: 6-19 31.6% 2nd half: 5-8 62.5% Game: 11-27 40.7%
 FT % 1st Half: 9-10 90.0% 2nd half: 2-6 33.3% Game: 11-16 68.8%

Officials: Bruce Bell, Brian Shey, Jerome Hall
 Technical fouls: Samford-None. Elon-None.
 Attendance: 986

Score by periods	1st	2nd	Total
Samford	45	41	86
Elon	37	43	80

	In	Off	2nd	Fast	Bench
Elon	24	15	21	0	6
Samford	26	14	16	2	31

UNCG 61, Samford 60

Jan. 22 - Greensboro Coliseum, Greensboro, N.C.

GAME #18

Samford 60 • 5-13, 2-5 SoCon

#	Player	Total		3-Ptr		Rebounds			PF	TP	A	TO	Blk	Stl	Min
		FG-FGA	FG-FGA	FT-FTA	Off	Def	Tot								
35	HOOD, Tyler	f	5-13	1-3	4-5	3	1	4	2	15	0	4	0	0	32
01	WINDLER, Drew	c	7-11	3-5	2-4	0	4	4	3	19	1	3	0	0	31
05	MERRITT, Jeffrey	g	5-8	0-1	5-5	0	11	11	3	15	3	4	1	1	38
11	KELLY, Rajion	g	2-4	0-2	1-1	1	5	6	2	5	0	1	0	1	32
24	COOK, Will	g	1-4	0-2	2-2	0	3	3	2	4	0	2	2	0	23
02	HAYMAN, Brandon	g	0-2	0-0	0-1	1	1	2	0	0	0	0	0	1	12
10	MILLER, Connor	g	0-1	0-1	0-0	0	2	2	0	0	0	0	0	0	10
14	JOHNSON, Kaylin	g	0-0	0-0	0-0	0	0	0	1	0	0	1	0	1	5
23	FRIDAY, Matthew	g	1-4	0-0	0-0	3	2	5	0	2	1	2	0	0	9
25	McNEIL, Devin	g	0-0	0-0	0-1	1	1	2	1	0	0	2	0	0	8
Team						3	1	4							
Totals			21-47	4-14	14-19	12	31	43	14	60	7	23	3	4	200

FG % 1st Half: 10-28 35.7% 2nd half: 11-19 57.9% Game: 21-47 44.7%
 3FG % 1st Half: 2-9 22.2% 2nd half: 2-5 40.0% Game: 4-14 28.6%
 FT % 1st Half: 5-5 100.0 2nd half: 9-14 64.3% Game: 14-19 73.7%

UNCG 61 • 6-14, 4-4 SoCon

#	Player	Total		3-Ptr		Rebounds			PF	TP	A	TO	Blk	Stl	Min
		FG-FGA	FG-FGA	FT-FTA	Off	Def	Tot								
15	SIMPSON, Trevis	f	6-18	3-9	0-0	1	1	2	3	15	1	2	1	0	29
41	BRACKETT, Aaron	f	0-2	0-0	0-0	0	1	1	4	0	0	0	0	0	10
00	WILLIAMS, David	g	4-5	0-0	1-3	4	3	7	4	9	2	0	1	4	24
01	PARKER, Drew	g	2-4	2-4	0-0	0	3	3	1	6	3	1	1	0	31
01	VAN DUSSEN, Korey	g	0-5	0-2	0-0	1	1	2	0	0	0	0	0	1	20
03	ARMSTRONG, Derrell	g	10-22	3-7	4-4	4	1	5	3	27	2	2	0	2	28
12	RANDALL, Kyle	g	0-3	0-3	0-0	0	1	1	0	1	1	0	1	0	13
13	HENRY, Aloysius	g	0-2	0-0	2-2	1	0	1	4	2	0	1	0	0	11
31	PAULOS, Nick	g	0-7	0-3	0-0	1	4	5	1	0	0	0	0	0	15
51	HOFFER, Taylor	g	1-3	0-0	0-0	1	2	3	1	2	0	0	0	0	19
Team						3	1	4							
Totals			23-71	8-28	7-9	16	18	34	22	61	9	7	3	8	200

FG % 1st Half: 13-32 40.6% 2nd half: 10-39 25.6% Game: 23-71 32.4%
 3FG % 1st Half: 5-16 31.3% 2nd half: 3-12 25.0% Game: 8-28 28.6%
 FT % 1st Half: 4-4 100.0 2nd half: 3-5 60.0% Game: 7-9 77.8%

Officials: Karl Hess, Raymond Natili, Chuck Jones
 Technical fouls: Samford-None. UNCG-None.
 Attendance: 2328

2011-12 SAMFORD BASKETBALL BOX SCORES

Samford 77, Davidson 74

Jan. 28 - Pete Hanna Center, Birmingham, Ala.

GAME #20

Davidson 74 • 15-5, 9-1 SoCon

#	Player	Total			3-Ptr			Rebounds			PF	TP	A	TO	Blk	Stl	Min
		FG-FGA	FG-FGA	FT-FTA	Off	Def	Tot	Off	Def	Tot							
15	COHEN, Jake	f	0-3	0-0	4-4	1	2	3	5	4	0	3	0	0	0	9	
24	BROOKS, De'Mon	f	8-13	0-1	4-6	4	4	8	3	20	0	1	0	0	0	31	
05	KUHLMAN, JP	g	5-11	2-6	2-2	3	1	4	4	14	2	3	0	1	1	37	
12	COCHRAN, Nik	g	6-9	6-9	0-0	1	3	4	3	18	7	1	0	1	32		
23	DRONEY, Tom	g	2-4	1-2	0-0	0	3	3	3	5	1	2	0	0	0	25	
04	KALINOSKI, Tyler	g	1-5	1-5	0-0	1	1	2	4	3	3	0	0	0	0	21	
20	REIGEL, Will	g	0-0	0-0	0-0	1	0	1	0	1	0	3	0	0	0	6	
34	BEN-EZE, Frank	g	0-0	0-0	0-0	0	0	0	0	0	1	0	0	0	0	3	
35	CZERAPOWICZ, Chris	g	3-10	2-8	0-0	1	3	4	3	8	0	1	0	0	0	25	
40	MANN, Clint	g	0-3	0-0	2-3	1	1	2	3	2	1	0	0	0	0	11	
	Team					2	1	3									
	Totals		25-58	12-31	12-15	15	19	34	29	74	18	11	0	2	200		

FG % 1st Half: 10-29 34.5% 2nd half: 15-29 51.7% Game: 25-58 43.1% Deadball Rebounds 1
 3FG % 1st Half: 4-16 25.0% 2nd half: 8-15 53.3% Game: 12-31 38.7%
 FT % 1st Half: 2-4 50.0% 2nd half: 10-11 90.9% Game: 12-15 80.0%

Samford 77 • 7-13, 4-5 SoCon

#	Player	Total			3-Ptr			Rebounds			PF	TP	A	TO	Blk	Stl	Min
		FG-FGA	FG-FGA	FT-FTA	Off	Def	Tot	Off	Def	Tot							
35	HOOD, Tyler	f	1-5	1-2	0-0	1	2	3	2	3	3	1	0	0	0	21	
01	WINDLER, Drew	c	4-5	1-1	6-8	1	1	2	4	15	2	5	0	0	0	23	
05	MERRITT, Jeffrey	g	6-12	4-4	4-7	0	5	5	2	20	2	0	1	1	40		
11	KELLY, Rajion	g	4-8	0-1	4-4	0	4	4	1	12	1	1	0	2	31		
24	COOK, Will	g	1-2	1-2	7-10	1	7	8	3	10	3	3	1	3	32		
02	HAYMAN, Brandon	g	1-1	1-1	0-0	0	0	0	1	3	1	0	0	1	13		
10	MILLER, Connor	g	3-3	2-2	4-4	0	1	1	1	12	1	0	0	0	19		
23	FRIDAY, Matthew	g	1-4	0-1	0-0	0	1	1	1	2	0	0	1	1	17		
25	McNEIL, Devin	g	0-0	0-0	0-0	0	0	0	0	0	0	0	0	0	3		
	Team					1	0	1									
	Totals		21-40	10-14	25-33	4	21	25	15	77	13	10	3	8	201		

FG % 1st Half: 13-24 54.2% 2nd half: 8-16 50.0% Game: 21-40 52.5% Deadball Rebounds 4
 3FG % 1st Half: 4-6 66.7% 2nd half: 6-8 75.0% Game: 10-14 71.4%
 FT % 1st Half: 12-14 85.7% 2nd half: 13-19 68.4% Game: 25-33 75.8%

Officials: Kevin Scott, Nathan Quick and Barry Mathis
 Technical fouls: Davidson-TEAM. Samford-None.
 Attendance: 1257

Score by periods	1st	2nd	Total
Davidson	26	48	74
Samford	42	35	77

Points	In	Off	2nd	Fast	Bench
DAV	10	13	11	0	13
SAM	16	11	5	0	17

College of Charleston 68, Samford 52

Jan. 30 - Pete Hanna Center, Birmingham, Ala.

GAME #21

College of Charlesto 68 • 13-9, 5-6 SoCon

#	Player	Total			3-Ptr			Rebounds			PF	TP	A	TO	Blk	Stl	Min
		FG-FGA	FG-FGA	FT-FTA	Off	Def	Tot	Off	Def	Tot							
05	SUNDBERG, Matt	f	5-12	4-10	0-0	1	2	3	0	14	1	2	1	0	0	32	
30	WIGGINS, Antwaine	f	9-18	5-9	2-2	3	3	6	1	25	2	1	0	0	0	37	
44	WIEDEMAN, Trent	f	2-7	0-0	2-2	5	9	14	3	6	2	2	2	1	32		
04	LAWRENCE, Andrew	g	3-12	2-9	3-4	1	3	4	1	11	8	0	0	1	39		
11	JOHNSON, Nori	g	2-5	0-3	2-2	2	3	5	3	6	0	3	1	4	22		
01	BARU, Adjehi	g	2-5	0-0	0-0	2	1	3	0	4	2	0	0	0	16		
10	BRANIN, Pat	g	0-0	0-0	0-0	0	1	1	0	0	0	1	0	0	1		
14	BENTON, Bart	g	0-0	0-0	0-0	0	0	0	0	0	0	0	0	0	1		
23	DIXON, Trevonte	g	0-3	0-1	0-0	1	1	2	0	0	2	1	0	1	13		
25	CARLTON, James	g	0-0	0-0	2-2	1	2	3	0	2	0	0	0	0	7		
	Team					1	1	2									
	Totals		23-62	11-32	11-12	17	26	43	8	68	17	10	4	7	200		

FG % 1st Half: 14-38 36.8% 2nd half: 9-24 37.5% Game: 23-62 37.1% Deadball Rebounds 0
 3FG % 1st Half: 8-22 36.4% 2nd half: 3-10 30.0% Game: 11-32 34.4%
 FT % 1st Half: 2-2 100.0 2nd half: 9-10 90.0% Game: 11-12 91.7%

Samford 52 • 7-14, 4-6 SoCon

#	Player	Total			3-Ptr			Rebounds			PF	TP	A	TO	Blk	Stl	Min
		FG-FGA	FG-FGA	FT-FTA	Off	Def	Tot	Off	Def	Tot							
35	HOOD, Tyler	f	5-8	1-4	0-0	0	3	3	0	11	0	1	0	0	0	26	
01	WINDLER, Drew	c	3-5	1-1	3-4	2	5	7	3	10	2	4	0	0	0	25	
05	MERRITT, Jeffrey	g	1-8	1-6	0-0	0	3	3	2	3	2	0	0	0	35		
11	KELLY, Rajion	g	4-10	3-5	0-0	0	3	3	2	11	1	1	0	2	31		
24	COOK, Will	g	2-11	0-4	0-0	2	6	8	4	4	1	0	0	2	30		
02	HAYMAN, Brandon	g	1-5	0-1	1-2	1	1	2	1	3	1	0	0	0	14		
10	MILLER, Connor	g	2-6	0-4	0-0	1	1	2	1	4	3	3	0	0	20		
23	FRIDAY, Matthew	g	3-3	0-0	0-0	1	0	1	1	6	1	1	0	1	16		
25	McNEIL, Devin	g	0-1	0-1	0-0	1	0	1	0	0	0	1	0	0	3		
	Team					3	1	4									
	Totals		21-57	6-26	4-6	11	23	34	14	52	12	13	0	5	200		

FG % 1st Half: 11-23 47.8% 2nd half: 10-34 29.4% Game: 21-57 36.8% Deadball Rebounds 1
 3FG % 1st Half: 2-7 28.6% 2nd half: 4-19 21.1% Game: 6-26 23.1%
 FT % 1st Half: 4-6 66.7% 2nd half: 0-0 0.0% Game: 4-6 66.7%

Officials: Tom Eades, Bryan Kersey and Ted Valentine
 Technical fouls: College of Charlesto-None. Samford-None.
 Attendance: 1052

Score by periods	1st	2nd	OT	Total
College of Charlesto	38	30	68	
Samford	28	24	52	

Points	In	Off	2nd	Fast	Bench
COFC	16	18	21	0	6
SAM	24	9	9	0	13

Samford 53, Appalachian State 52

Feb. 2 - Holmes Center, Boone, N.C.

GAME #22

Samford 53 • 8-14, 5-6 SoCon

#	Player	Total			3-Ptr			Rebounds			PF	TP	A	TO	Blk	Stl	Min
		FG-FGA	FG-FGA	FT-FTA	Off	Def	Tot	Off	Def	Tot							
35	HOOD, Tyler	f	6-14	3-10	3-4	1	5	6	2	18	1	0	0	1	33		
01	WINDLER, Drew	c	2-7	1-4	6-6	2	1	3	4	11	0	2	1	0	28		
05	MERRITT, Jeffrey	g	4-7	0-2	1-4	0	10	10	3	9	6	2	0	1	38		
11	KELLY, Rajion	g	4-10	0-3	2-2	4	0	4	2	10	1	0	0	0	35		
24	COOK, Will	g	1-5	0-3	3-3	0	7	7	2	5	0	1	0	0	31		
02	HAYMAN, Brandon	g	0-2	0-1	0-0	0	0	0	0	0	0	0	0	1	7		
10	MILLER, Connor	g	0-2	0-2	0-0	0	0	0	0	1	2	0	1	1	12		
23	FRIDAY, Matthew	g	0-0	0-0	0-0	0	1	1	0	0	0	0	1	2	11		
25	McNEIL, Devin	g	0-0	0-0	0-0	0	0	0	1	0	0	0	0	0	5		
	Team					0	2	2									
	Totals		17-47	4-25	15-19	7	26	33	14	53	9	8	2	6	200		

FG % 1st Half: 8-19 42.1% 2nd half: 9-28 32.1% Game: 17-47 36.2% Deadball Rebounds 1
 3FG % 1st Half: 3-11 27.3% 2nd half: 1-14 7.1% Game: 4-25 16.0%
 FT % 1st Half: 7-8 87.5% 2nd half: 8-11 72.7% Game: 15-19 78.9%

Appalachian State 52 • 9-12, 5-6 SoCon

#	Player	Total			3-Ptr			Rebounds			PF	TP	A	TO	Blk	Stl	Min
		FG-FGA	FG-FGA	FT-FTA	Off	Def	Tot	Off	Def	Tot							
11	HEALY, Nathan	f	6-10	1-2	1-1	0	6	6	2	14	1	0	0	1	30		
50	WILLIAMSON, Andre	f	2-4	0-0	1-2	3	5	8	0	5	2	1	0	0	26		
02	HAMILTON, Tab	g	2-8	1-5	2-3	0	0	0	3	7	2	2	0	0	22		
13	TRICE, Jamaal	g	3-14	1-8	0-0	1	1	2	7	1	1	0	0	0	33		
23	NEAL, Mike	g	3-6	2-5	0-0	0	3	3	2	8	3	4	0	1	30		
03	VILARINO, G.J.	g	0-2	0-2	0-0	1	0	1	0	0	0	0	0	0	12		
21	CARTER, Omar	g	2-5	2-3	0-0	1	3	4	6	4	1	0	0	0	23		
32	BUTTS, Isaac	g	2-2	0-0	1-2	1	7	8	3	5	1	1	0	1	14		
33	WOODS, Mitch	g	0-1	0-0	0-0	0	0	0	0	1	1	0	0	0	10		
	Team					1	1	2									
	Totals		20-52	7-25	5-8	8	26	34	16	52	15	11	0	3	200		

FG % 1st Half: 12-32 37.5% 2nd half: 8-20 40.0% Game: 20-52 38.5% Deadball Rebounds 1
 3FG % 1st Half: 4-14 28.6% 2nd half: 3-11 27.3% Game: 7-25 28.0%
 FT % 1st Half: 3-4 75.0% 2nd half: 2-4 50.0% Game: 5-8 62.5%

Officials: Steven Pyatt, Jamie Luckie, Zeltan Steed
 Technical fouls: Samford-None. Appalachian State-None.
 Attendance: 1022

Score by periods	1st	2nd	Total
Samford	26	27	53
Appalachian State	31	21</	

2011-12 SAMFORD BASKETBALL BOX SCORES

UNCG 71, Samford 69

Feb. 9 - Pete Hanna Center, Birmingham, Ala.

GAME #24

UNCG 71 • 10-15, 8-5 SoCon

#	Player	Total			3-Ptr			Rebounds			PF	TP	A	TO	Blk	Stl	Min
		FG-FGA	FG-FGA	FT-FTA	FG-FGA	FG-FGA	FT-FTA	Off	Def	Tot							
15	SIMPSON, Trevis	f	8-21	4-13	5-5	0	7	7	1	25	1	2	0	0	0	33	
41	BRACKETT, Aaron	f	0-2	0-0	0-0	3	1	4	2	0	0	0	0	0	1	14	
00	WILLIAMS, David	g	1-5	0-0	0-2	1	5	6	3	2	0	0	0	0	1	21	
01	PARKER, Drew	g	1-3	1-2	0-0	1	1	2	0	3	3	1	0	0	2	24	
11	VAN DUSSEN, Korey	g	0-5	0-4	2-2	0	2	2	0	2	3	3	0	0	1	22	
03	ARMSTRONG, Derrell	g	4-10	2-4	3-4	4	2	6	3	13	3	4	0	0	1	27	
12	RANDALL, Kyle	g	1-1	0-0	3-3	0	1	1	0	5	2	0	0	0	0	14	
13	HENRY, Aloysius	g	2-5	0-0	3-4	5	6	11	2	7	1	0	0	0	0	21	
31	PAULOS, Nick	g	5-8	2-5	0-0	0	1	1	2	2	12	1	1	0	0	17	
51	HOFFER, Taylor	g	1-1	0-0	0-0	0	1	1	3	2	0	0	0	0	0	7	
	Team					1	1	2									
	Totals		23-61	9-28	16-20	16	28	44	16	71	14	11	0	4	200		

FG % 1st Half: 14-31 45.2% 2nd half: 9-30 30.0% Game: 23-61 37.7%
 3FG % 1st Half: 7-17 41.2% 2nd half: 2-11 18.2% Game: 9-28 32.1%
 FT % 1st Half: 6-9 66.7% 2nd half: 10-11 90.9% Game: 16-20 80.0%

Samford 69 • 9-15, 6-7 SoCon

#	Player	Total			3-Ptr			Rebounds			PF	TP	A	TO	Blk	Stl	Min
		FG-FGA	FG-FGA	FT-FTA	FG-FGA	FG-FGA	FT-FTA	Off	Def	Tot							
35	HOOD, Tyler	f	7-14	2-6	0-1	3	5	8	1	16	0	2	0	0	0	30	
01	WINDLER, Drew	c	5-13	3-10	5-6	2	0	2	3	18	1	3	0	0	0	29	
05	MERRITT, Jeffrey	g	1-4	0-3	2-6	3	3	6	4	4	5	1	0	0	0	24	
11	KELLY, Rajion	g	5-14	0-5	0-0	2	3	5	3	10	3	3	0	0	4	38	
24	COOK, Will	g	3-9	0-3	1-1	2	6	8	1	7	3	1	0	0	0	34	
02	HAYMAN, Brandon	g	2-5	0-1	2-2	2	1	3	1	6	0	0	0	0	1	12	
10	MILLER, Connor	g	0-2	0-1	0-0	0	0	0	0	0	0	0	0	0	0	4	
14	JOHNSON, Kaylin	g	2-2	2-2	0-0	0	2	2	0	6	1	0	0	0	0	17	
23	FRIDAY, Matthew	g	1-2	0-1	0-0	1	3	4	2	2	2	0	0	0	0	11	
25	MCNEIL, Devin	g	0-0	0-0	0-0	0	0	0	0	0	0	0	0	0	0	1	
	Team					1	0	1									
	Totals		26-65	7-32	10-16	16	23	39	15	69	15	10	0	5	200		

FG % 1st Half: 16-36 44.4% 2nd half: 10-29 34.5% Game: 26-65 40.0%
 3FG % 1st Half: 4-16 25.0% 2nd half: 3-16 18.8% Game: 7-32 21.9%
 FT % 1st Half: 5-6 83.3% 2nd half: 5-10 50.0% Game: 10-16 62.5%

Officials: Michael Stuart, Ron Groover and Dennis Cowart
 Technical fouls: UNCG-None. Samford-None.
 Attendance: 1048

Score by periods

	1st	2nd	Total
UNCG	41	30	71
Samford	41	28	69

	In	Off	2nd	Fast	Bench
	Point	T/O	Chance	Break	
UNCG	24	11	11	0	39
SAM	30	7	12	0	14

Samford 87, Elon 78

Feb. 11 - Pete Hanna Center, Birmingham, Ala.

GAME #25

Elon 78 • 13-12, 8-6 SoCon

#	Player	Total			3-Ptr			Rebounds			PF	TP	A	TO	Blk	Stl	Min
		FG-FGA	FG-FGA	FT-FTA	FG-FGA	FG-FGA	FT-FTA	Off	Def	Tot							
21	BEAUMONT, Ryley	f	2-8	0-0	0-0	5	2	7	4	4	3	2	0	0	1	28	
31	TROUTMAN, Lucas	f	2-5	0-0	2-2	0	0	0	1	6	0	0	0	0	0	23	
01	SPRADLIN, Drew	g	4-9	2-4	4-5	0	1	1	4	14	3	4	0	0	1	29	
20	ISENBARGER, Jack	g	7-14	7-14	0-0	0	2	2	2	21	6	2	0	0	0	38	
24	KOCH, Sebastian	g	4-8	2-5	0-0	1	2	3	10	7	2	0	0	0	1	34	
00	BONNEY, Josh	g	0-0	0-0	0-0	0	1	1	0	0	1	0	0	0	0	2	
11	BLAKE, Kevin	g	1-2	0-0	2-2	0	1	1	2	4	3	1	0	0	0	18	
12	DUGAS, Roger	g	0-0	0-0	0-0	0	0	0	0	0	0	0	0	0	0	0+	
23	EDOMWONYI, Egeheosa	g	0-0	0-0	0-0	0	0	0	0	0	0	0	0	0	0	6	
44	ERVIN, Brett	g	7-9	3-4	2-3	3	4	7	1	19	0	1	0	0	0	22	
	Team					2	0	2									
	Totals		27-55	14-27	10-12	11	13	24	17	78	23	13	0	3	200		

FG % 1st Half: 10-29 34.5% 2nd half: 17-26 65.4% Game: 27-55 49.1%
 3FG % 1st Half: 4-12 33.3% 2nd half: 10-15 66.7% Game: 14-27 51.9%
 FT % 1st Half: 6-7 85.7% 2nd half: 4-5 80.0% Game: 10-12 83.3%

Samford 87 • 10-15, 7-7 SoCon

#	Player	Total			3-Ptr			Rebounds			PF	TP	A	TO	Blk	Stl	Min
		FG-FGA	FG-FGA	FT-FTA	FG-FGA	FG-FGA	FT-FTA	Off	Def	Tot							
35	HOOD, Tyler	f	7-12	5-10	1-1	1	3	4	2	20	2	2	0	1	31		
01	WINDLER, Drew	c	4-8	3-5	5-6	0	2	2	2	16	3	2	0	0	0	30	
05	MERRITT, Jeffrey	g	5-9	0-2	1-1	2	4	6	1	11	9	3	0	2	37		
11	KELLY, Rajion	g	6-9	2-3	2-2	0	1	1	1	16	3	1	1	3	36		
24	COOK, Will	g	3-6	1-3	4-4	2	5	7	3	11	2	2	0	2	35		
10	MILLER, Connor	g	0-2	0-2	1-2	1	0	1	0	1	0	0	0	0	0	12	
23	FRIDAY, Matthew	g	2-2	1-1	0-0	2	0	2	1	5	0	0	0	0	0	11	
25	MCNEIL, Devin	g	3-5	0-1	1-2	1	0	1	0	7	0	0	0	2	8		
	Team					2	3	5									
	Totals		30-53	12-27	15-18	11	18	29	10	87	19	10	1	10	200		

FG % 1st Half: 15-25 60.0% 2nd half: 15-28 53.6% Game: 30-53 56.6%
 3FG % 1st Half: 5-11 45.5% 2nd half: 7-16 43.8% Game: 12-27 44.4%
 FT % 1st Half: 5-7 71.4% 2nd half: 10-11 90.9% Game: 15-18 83.3%

Officials: Alan Spainhour, Brett Miles and Barry Mathis
 Technical fouls: Elon-None. Samford-None.
 Attendance: 2572

Score by periods

	1st	2nd	Total
Elon	30	48	78
Samford	40	47	87

	In	Off	2nd	Fast	Bench
	Point	T/O	Chance	Break	
ELON	16	16	3	0	23
SAM	28	24	16	0	13

Davidson 81, Samford 54

Feb. 15 - Belk Arena, Davidson, N.C.

GAME #26

Samford 54 • 10-16, 7-8 SoCon

#	Player	Total			3-Ptr			Rebounds			PF	TP	A	TO	Blk	Stl	Min
		FG-FGA	FG-FGA	FT-FTA	FG-FGA	FG-FGA	FT-FTA	Off	Def	Tot							
35	HOOD, Tyler	f	1-4	0-2	1-2	1	0	1	2	3	0	2	1	0	0	23	
01	WINDLER, Drew	c	2-6	1-3	0-0	0	2	2	5	0	3	0	0	0	0	21	
05	MERRITT, Jeffrey	g	1-7	0-2	0-0	0	3	3	1	2	0	1	1	1	0	30	
11	KELLY, Rajion	g	6-9	2-4	0-0	0	3	3	14	2	2	0	0	1	27		
24	COOK, Will	g	1-4	0-1	6-6	0	1	1	2	8	0	1	0	0	0	20	
02	HAYMAN, Brandon	g	1-2	0-0	1-3	0	1	1	0	3	0	1	0	0	0	13	
10	MILLER, Connor	g	0-2	0-1	2-2	0	3	3	2	2	1	2	0	0	0	15	
14	JOHNSON, Kaylin	g	1-2	1-2	1-2	0	0	0	1	4	2	0	0	0	1	11	
15	BAILEY, Hamilton	g	0-0	0-0	0-0	0	2	2	0	0	0	0	0	0	0	2	
23	FRIDAY, Matthew	g	2-3	0-0	0-0	2	2	4	3	1	1	1	1	1	16		
25	MCNEIL, Devin	g	4-6	1-1	0-0	0	4	4	1	9	1	2	0	1	19		
33	BARNES, Levi	g	0-1	0-1	0-0	0	0	0	0	0	0	0	0	0	0	3	
	Team					3	4	7									
	Totals		19-46	5-17	11-15	4	25	29	16	54	9	15	3	5	200		

FG % 1st Half: 9-25 36.0% 2nd half: 10-21 47.6% Game: 19-46 41.3%
 3FG % 1st Half: 2-8 25.0% 2nd half: 3-9 33.3% Game: 5-17 29.4%
 FT % 1st Half: 2-2 100.0% 2nd half: 9-13 69.2% Game: 11-15 73.3%

Davidson 81 • 20-6, 14-2 SoCon

#	Player	Total			3-Ptr			Rebounds			PF	TP	A	TO	Blk	Stl	Min
		FG-FGA	FG-FGA	FT-FTA	FG-FGA	FG-FGA	FT-FTA	Off	Def	Tot							
15	COHEN, Jake	f	5-14	1-1	4-4	3	2	5	0	15	2	1	4	2	26		
24	BROOKS, De'Mon	f	4-8	0-0	0-0	1	1	2	1	8	0	0	0	2	8		
05	KUHLMAN, JP	g	6-10	4-7	0-2	2	1	3	0	16	4	1	0	0	32		
12	COCHRAN, Nik	g	2-4	1-3	1-1	3	3	6	1	6	9	2	0	2	29		
25	CZERAPOWICZ, Chris	g	5-14	4-9	0-0	1	5	6	2	14	0	0	0	0	26		
01	MEJRI, Youssef	g	0-0	0-0	0-0	0	0	0	0	0	1	0	0	0	0	3	
02	ARCHIE II, Mason	g	1-2	1-1	0-0	0	1	1	0	3	0	0	0	0	2		
04	KALINSKI, Tyler	g	3-5	3-5	1-2	1	2	3	0	10	0	0	0	0	18		

2011-12 SAMFORD BASKETBALL BOX SCORES

Western Carolina 79, Samford 77
Feb. 23 - Ramsey Center, Cullowhee, N.C.

GAME #28

Samford 77 • 11-17, 8-9 SoCon

#	Player	Total FG-FGA	3-Ptr FG-FGA	FT-FTA	Rebounds			PF	TP	A	TO	Blk	Stl	Min
					Off	Def	Tot							
35	HOOD, Tyler	f 4-8	3-7	2-3	2	2	4	2	13	2	0	0	0	31
01	WINDLER, Drew	c 8-15	4-6	7-8	0	4	4	1	27	1	1	1	0	33
05	MERRITT, Jeffrey	g 3-8	0-2	0-1	2	4	6	1	6	5	2	0	1	36
11	KELLY, Rajjon	g 4-7	2-2	3-4	0	3	3	3	13	4	2	0	1	34
24	COOK, Will	g 3-6	2-3	1-3	2	7	9	4	9	3	0	0	0	29
02	HAYMAN, Brandon	2-4	0-0	0-2	1	1	2	2	4	0	0	0	0	17
10	MILLER, Connor	1-2	1-1	0-0	1	0	1	1	3	1	1	0	0	12
23	FRIDAY, Matthew	1-2	0-1	0-1	1	2	3	1	2	1	0	0	0	8
25	McNEIL, Devin	0-0	0-0	0-0	0	0	0	1	0	0	0	0	0	0+
Team					0	0	0							
Totals		26-52	12-22	13-22	9	23	32	16	77	17	6	1	2	200

FG % 1st Half: 13-29 44.8% 2nd half: 13-23 56.5% Game: 26-52 50.0% Deadball
3FG % 1st Half: 6-13 46.2% 2nd half: 6-9 66.7% Game: 12-22 54.5% Rebounds
FT % 1st Half: 3-7 42.9% 2nd half: 10-15 66.7% Game: 13-22 59.1% 2

Western Carolina 79 • 13-17, 7-10 SoCon

#	Player	Total FG-FGA	3-Ptr FG-FGA	FT-FTA	Rebounds			PF	TP	A	TO	Blk	Stl	Min
					Off	Def	Tot							
22	MUTOMBO, Harouna	f 5-15	2-4	7-9	5	2	7	4	19	5	2	0	1	34
32	KING, Tawaski	f 1-2	0-0	2-2	4	3	7	2	4	0	1	1	0	30
04	COLE, Keaton	g 9-12	9-12	1-3	0	3	3	1	28	1	2	0	2	36
05	SUMLER, Trey	g 3-9	2-6	4-4	1	7	8	3	12	10	2	0	0	40
24	BOGGS, Brandon	g 5-12	4-8	0-0	0	5	5	4	14	2	1	0	0	30
00	TANKELEWICZ, Tom	0-2	0-2	0-0	0	0	0	1	0	0	0	0	0	2
01	HALL, Kenneth	0-0	0-0	0-0	1	2	3	2	0	0	0	1	0	10
25	SINCLAIR, James	0-1	0-1	0-0	0	2	2	0	0	0	0	0	1	9
33	HOLLIS, Ishmael	0-2	0-0	0-0	0	0	0	2	0	0	0	0	0	3
40	ROSS, Preston	1-2	0-0	0-0	2	0	2	1	2	0	0	0	0	6
Team					1	0	1							
Totals		24-57	17-33	14-18	14	24	38	20	79	18	8	2	4	200

FG % 1st Half: 13-29 44.8% 2nd half: 11-28 39.3% Game: 24-57 42.1% Deadball
3FG % 1st Half: 12-23 52.2% 2nd half: 5-10 50.0% Game: 17-33 51.5% Rebounds
FT % 1st Half: 3-4 75.0% 2nd half: 11-14 78.6% Game: 14-18 77.8% 0

Officials: Nathan Quick, Charles Balunek, Billy Dunlap
Technical fouls: Samford-None. Western Carolina-None.
Attendance: 1097

Score by periods	1st	2nd	Total
Samford	35	42	77
Western Carolina	41	38	79

Points	In	Off	2nd	Fast	Bench
SAM	26	4	10	2	9
WCU	12	4	18	2	2



2011-12 Samford Basketball
Samford Category Leaders (as of Feb 24, 2012)
All games



Points	G	Pts	Pts/G
WINDLER, Drew	28	398	14.2
HOOD, Tyler	28	304	10.9
KELLY, Raijon	28	250	8.9
MERRITT, Jeffrey	28	237	8.5
COOK, Will	28	222	7.9
FRIDAY, Matthew	27	97	3.6
McNEIL, Devin	25	93	3.7
HAYMAN, Brandon	26	89	3.4
JOHNSON, Kaylin	19	56	2.9
MILLER, Connor	22	50	2.3
PETERSON, John	5	41	8.2
BARNES, Levi	13	3	0.2

FG Percentage	FG	Att	Pct
FRIDAY, Matthew	45	76	.592
HAYMAN, Brandon	40	80	.500
WINDLER, Drew	127	260	.488
HOOD, Tyler	114	243	.469
PETERSON, John	15	33	.455
KELLY, Raijon	93	205	.454
MERRITT, Jeffrey	87	217	.401
COOK, Will	69	173	.399
JOHNSON, Kaylin	17	43	.395
McNEIL, Devin	33	90	.367
MILLER, Connor	15	50	.300
BARNES, Levi	1	10	.100

3-Point Percentage	3FG	Att	Pct
WINDLER, Drew	56	129	.434
JOHNSON, Kaylin	14	35	.400
KELLY, Raijon	32	89	.360
MERRITT, Jeffrey	31	93	.333
McNEIL, Devin	13	40	.325
COOK, Will	31	97	.320
HOOD, Tyler	37	121	.306
MILLER, Connor	11	40	.275
FRIDAY, Matthew	3	11	.273
PETERSON, John	4	17	.235
HAYMAN, Brandon	2	10	.200
BARNES, Levi	1	7	.143

Free Throw Percent	FG	Att	Pct
WINDLER, Drew	88	115	.765
KELLY, Raijon	32	42	.762
McNEIL, Devin	14	19	.737
COOK, Will	53	75	.707
JOHNSON, Kaylin	8	12	.667
HOOD, Tyler	39	61	.639
PETERSON, John	7	11	.636
MILLER, Connor	9	15	.600
MERRITT, Jeffrey	32	63	.508
FRIDAY, Matthew	4	11	.364
HAYMAN, Brandon	7	21	.333

Scoring Average	G	Pts	Avg/G
WINDLER, Drew	28	398	14.2
HOOD, Tyler	28	304	10.9
KELLY, Raijon	28	250	8.9
MERRITT, Jeffrey	28	237	8.5
PETERSON, John	5	41	8.2
COOK, Will	28	222	7.9
McNEIL, Devin	25	93	3.7
FRIDAY, Matthew	27	97	3.6
HAYMAN, Brandon	26	89	3.4
JOHNSON, Kaylin	19	56	2.9
MILLER, Connor	22	50	2.3
BARNES, Levi	13	3	0.2

Field Goal Attempts	G	Att	Att/G
WINDLER, Drew	28	260	9.3
HOOD, Tyler	28	243	8.7
MERRITT, Jeffrey	28	217	7.8
KELLY, Raijon	28	205	7.3
COOK, Will	28	173	6.2

Field Goals Made	G	Made	Made/G
WINDLER, Drew	28	127	4.5
HOOD, Tyler	28	114	4.1
KELLY, Raijon	28	93	3.3
MERRITT, Jeffrey	28	87	3.1
COOK, Will	28	69	2.5

3-Point FG Attempts	G	Att	Att/G
WINDLER, Drew	28	129	4.6
HOOD, Tyler	28	121	4.3
COOK, Will	28	97	3.5
MERRITT, Jeffrey	28	93	3.3
KELLY, Raijon	28	89	3.2

3-Point FG Made	G	Made	Made/G
WINDLER, Drew	28	56	2.0
HOOD, Tyler	28	37	1.3
KELLY, Raijon	28	32	1.1
MERRITT, Jeffrey	28	31	1.1
COOK, Will	28	31	1.1

Free Throw Attempts	G	Att	Att/G
WINDLER, Drew	28	115	4.1
COOK, Will	28	75	2.7
MERRITT, Jeffrey	28	63	2.3
HOOD, Tyler	28	61	2.2
KELLY, Raijon	28	42	1.5

Free Throws Made	G	Made	Made/G
WINDLER, Drew	28	88	3.1
COOK, Will	28	53	1.9
HOOD, Tyler	28	39	1.4
KELLY, Raijon	28	32	1.1
MERRITT, Jeffrey	28	32	1.1



2011-12 Samford Basketball
Samford Category Leaders (as of Feb 24, 2012)
All games



Rebounds	G	Reb	Reb/G
MERRITT, Jeffrey	28	188	6.7
COOK, Will	28	146	5.2
WINDLER, Drew	28	106	3.8
HOOD, Tyler	28	101	3.6
KELLY, Raijon	28	78	2.8

Rebound Average	G	Reb	Avg/G
MERRITT, Jeffrey	28	188	6.7
COOK, Will	28	146	5.2
WINDLER, Drew	28	106	3.8
HOOD, Tyler	28	101	3.6
KELLY, Raijon	28	78	2.8

Offensive Rebounds	G	No.	Avg/G
MERRITT, Jeffrey	28	35	1.3
HOOD, Tyler	28	34	1.2
WINDLER, Drew	28	33	1.2
HAYMAN, Brandon	26	32	1.2
COOK, Will	28	31	1.1

Defensive Rebounds	G	No.	Avg/G
MERRITT, Jeffrey	28	153	5.5
COOK, Will	28	115	4.1
WINDLER, Drew	28	73	2.6
HOOD, Tyler	28	67	2.4
KELLY, Raijon	28	54	1.9

Fouls	G	No.	Per/G
WINDLER, Drew	28	82	2.9
COOK, Will	28	65	2.3
MERRITT, Jeffrey	28	59	2.1
KELLY, Raijon	28	57	2.0
HOOD, Tyler	28	56	2.0

Foulsouts	G	No.
MERRITT, Jeffrey	28	2
COOK, Will	28	1
KELLY, Raijon	28	1
FRIDAY, Matthew	27	1

Assists	G	No.	Ast/G
MERRITT, Jeffrey	28	99	3.5
KELLY, Raijon	28	65	2.3
McNEIL, Devin	25	40	1.6
COOK, Will	28	40	1.4
HOOD, Tyler	28	36	1.3

Steals	G	No.	Stl/G
KELLY, Raijon	28	24	0.9
FRIDAY, Matthew	27	24	0.9
MERRITT, Jeffrey	28	18	0.6
COOK, Will	28	17	0.6
McNEIL, Devin	25	15	0.6
HOOD, Tyler	28	15	0.5

Blocked Shots	G	No.	Blk/G
BARNES, Levi	13	12	0.9
WINDLER, Drew	28	11	0.4
FRIDAY, Matthew	27	11	0.4
COOK, Will	28	8	0.3
MERRITT, Jeffrey	28	6	0.2
HOOD, Tyler	28	6	0.2

Minutes	G	No.	Min/G
MERRITT, Jeffrey	28	950	33.9
COOK, Will	28	801	28.6
KELLY, Raijon	28	781	27.9
HOOD, Tyler	28	722	25.8
WINDLER, Drew	28	721	25.8

Turnovers	G	No.	TO/G
WINDLER, Drew	28	70	2.5
KELLY, Raijon	28	53	1.9
MERRITT, Jeffrey	28	51	1.8
HOOD, Tyler	28	46	1.6
COOK, Will	28	36	1.3



2011-12 Samford Basketball
Samford Team Game-by-Game (as of Feb 24, 2012)
All games



TEAM STATISTICS

Opponent	Date	Score		Total		3-Pointers		Free throws		Rebounds				pf	a	t/o	blk	stl	pts	avg
				fg-fga	pct	3fg-fga	pct	ft-fa	pct	off	def	tot	avg							
YOUNGSTOWN STATE	11/12/11	69-76	L	25-55	.455	10-24	.417	9-13	.692	10	27	37	37.0	21	14	18	3	4	69	69.0
at Jacksonville	11/18/11	57-70	L	21-54	.389	7-27	.259	8-12	.667	9	18	27	32.0	14	12	13	6	9	57	63.0
GEORGIA STATE	11/22/11	47-55	L	18-49	.367	7-24	.292	4-8	.500	7	20	27	30.3	21	15	13	0	7	47	57.7
at UT Arlington	11/26/11	71-69	W	23-45	.511	15-36	.417	10-20	.500	10	21	31	30.5	25	19	20	3	4	71	61.0
WESTERN CAROLINA	12/01/11	71-75	L	24-58	.414	9-28	.321	14-22	.636	13	23	36	31.6	24	11	13	6	4	71	63.0
UTSA	12/05/11	52-74	L	17-53	.321	12-39	.308	6-9	.667	10	16	26	30.7	14	13	16	2	6	52	61.2
MERCER	12/07/11	78-83	Lot	27-70	.386	14-34	.412	10-12	.833	17	29	46	32.9	21	18	16	4	4	78	63.6
LINDSEY WILSON	12/10/11	82-56	W	34-57	.596	11-21	.524	3-6	.500	8	27	35	33.1	18	21	13	3	4	82	65.9
SPRING HILL	12/17/11	90-64	W	30-58	.517	11-24	.458	19-29	.655	13	29	42	34.1	16	20	10	5	6	90	68.6
at #3 Kentucky	12/20/11	50-82	L	20-46	.435	3-16	.188	7-10	.700	5	17	22	32.9	14	12	14	0	4	50	66.7
at Sam Houston State	12/28/11	58-74	L	21-43	.488	5-17	.294	11-17	.647	7	26	33	32.9	29	17	25	3	4	58	65.9
at Maryland	12/31/11	63-75	L	26-61	.426	8-27	.296	3-5	.600	8	14	22	32.0	15	14	11	3	5	63	65.7
APPALACHIAN STATE	01/05/12	63-68	L	25-63	.397	6-23	.261	7-18	.389	11	20	31	31.9	19	13	10	1	9	63	65.5
at The Citadel	01/07/12	62-73	L	25-58	.431	7-29	.241	5-13	.385	16	22	38	32.4	21	9	11	2	3	62	65.2
at Georgia Southern	01/12/12	53-58	L	21-49	.429	7-26	.269	4-6	.667	11	21	32	32.3	20	14	19	0	0	53	64.4
CHATTANOOGA	01/14/12	81-70	W	24-51	.471	11-34	.324	22-24	.917	9	23	32	32.3	21	16	12	3	7	81	65.4
at Elon	01/19/12	86-80	W	29-59	.492	16-30	.533	12-19	.632	14	19	33	32.4	16	18	9	1	3	86	66.6
at UNCG	01/22/12	60-61	L	21-47	.447	4-14	.286	14-19	.737	12	31	43	32.9	14	7	23	3	4	60	66.3
GEORGIA SOUTHERN	01/26/12	57-55	W	18-45	.400	6-23	.261	15-21	.714	5	17	22	32.4	13	14	10	1	6	57	65.8
DAVIDSON	01/28/12	77-74	W	21-40	.525	10-14	.714	25-33	.758	4	20	24	32.0	15	13	10	3	8	77	66.3
COLLEGE OF CHARLEST	01/30/12	52-68	L	21-57	.368	6-26	.231	4-6	.667	11	23	34	32.0	14	12	13	0	5	52	65.7
at Appalachian State	02/02/12	53-52	W	17-47	.362	4-25	.160	15-19	.789	7	26	33	32.1	14	9	8	2	6	53	65.1
at Wofford	02/04/12	66-61	Wot	25-54	.463	6-18	.333	10-16	.625	4	28	32	32.1	7	12	10	1	9	66	65.1
UNCG	02/09/12	69-71	L	26-65	.400	7-32	.219	10-16	.625	16	23	39	32.4	15	15	10	0	5	69	65.3
ELON	02/11/12	87-78	W	30-53	.566	12-27	.444	15-18	.833	11	18	29	32.2	10	19	10	1	10	87	66.2
at Davidson	02/15/12	54-81	L	19-46	.413	5-17	.294	11-15	.733	4	25	29	32.1	16	9	15	3	5	54	65.7
FURMAN	02/18/12	55-49	W	22-47	.468	4-13	.308	7-17	.412	8	27	35	32.2	14	12	11	2	3	55	65.3
at Western Carolina	02/23/12	77-79	L	26-52	.500	12-22	.545	13-22	.591	9	23	32	32.2	16	17	6	1	2	77	65.7
Samford		1840		656-1482	.443	235-690	.341	293-445	.658	269	633	902	32.2	477	395	369	62	146	1840	65.7
Opponents		1931		677-1576	.430	233-643	.362	344-495	.695	355	644	999	35.7	475	396	341	65	178	1931	69.0

Games played: 28
Points/game: 65.7
FG Pct: 44.3
3FG Pct: 34.1
FT Pct: 65.8

Rebounds/game: 32.2
Assists/game: 14.1
Turnovers/game: 13.2
Assist/turnover ratio: 1.1
Steals/game: 5.2
Blocks/game: 2.2



2011-12 Samford Basketball
 Samford Team Game-by-Game Comparison (as of Feb 24, 2012)
 All games



Opponent	1st	2nd	Score	Mar	Total FG	FG Pct	3-Pointers	3FG Pct	Free Throws	FT Pct	Rebounds	A
YOUNGSTOWN STATE	32/29	37/47	69-76	(7)	25-55/27-60	.455/.450	10-24/8-20	.417/.400	9-13/14-26	.692/.538	37/34 +3	1
Jacksonville	25/42	32/28	57-70	(13)	21-54/27-54	.389/.500	7-27/9-19	.259/.474	8-12/7-8	.667/.875	27/36 (9)	1
GEORGIA STATE	21/26	26/29	47-55	(8)	18-49/18-50	.367/.360	7-24/5-21	.292/.238	4-8/14-25	.500/.560	27/43 (16)	1
UT Arlington	40/32	31/37	71-69	+2	23-45/21-52	.511/.404	15-36/7-18	.417/.389	10-20/20-25	.500/.800	31/33 (2)	1
WESTERN CAROLINA	38/40	33/35	71-75	(4)	24-58/24-55	.414/.436	9-28/7-18	.321/.389	14-22/20-28	.636/.714	36/39 (3)	1
UTSA	27/26	25/48	52-74	(22)	17-53/30-50	.321/.600	12-39/4-11	.308/.364	6-9/10-12	.667/.833	26/32 (6)	1
MERCER	37/35	36/38	78-83	(5)	27-70/29-64	.386/.453	14-34/4-19	.412/.211	10-12/21-26	.833/.808	46/38 +8	1
LINDSEY WILSON	38/25	44/31	82-56	+26	34-57/20-55	.596/.364	11-21/5-19	.524/.263	3-6/11-20	.500/.550	35/28 +7	2
SPRING HILL	40/24	50/40	90-64	+26	30-58/23-67	.517/.343	11-24/9-25	.458/.360	19-29/9-15	.655/.600	42/39 +3	2
#3 Kentucky	22/45	28/37	50-82	(32)	20-46/31-62	.435/.500	3-16/9-21	.188/.429	7-10/11-14	.700/.786	22/38 (16)	1
Sam Houston State	22/39	36/35	58-74	(16)	21-43/20-49	.488/.408	5-17/6-19	.294/.316	11-17/28-37	.647/.757	33/27 +6	1
Maryland	31/44	32/31	63-75	(12)	26-61/27-53	.426/.509	8-27/9-17	.296/.529	3-5/12-20	.600/.600	22/40 (18)	1
APPALACHIAN STATE	28/37	35/31	63-68	(5)	25-63/26-48	.397/.542	6-23/6-16	.261/.375	7-18/10-20	.389/.500	31/40 (9)	1
The Citadel	29/36	33/37	62-73	(11)	25-58/26-46	.431/.565	7-29/6-14	.241/.429	5-13/15-27	.385/.556	38/28 +10	9
Georgia Southern	32/29	21/29	53-58	(5)	21-49/20-47	.429/.426	7-26/5-18	.269/.278	4-6/13-20	.667/.650	32/31 +1	1
CHATTANOOGA	44/32	37/38	81-70	+11	24-51/20-59	.471/.339	11-34/11-33	.324/.333	22-24/19-22	.917/.864	32/37 (5)	1
Elon	45/37	41/43	86-80	+6	29-59/29-58	.492/.500	16-30/11-27	.533/.407	12-19/11-16	.632/.688	33/33 -	1
UNCG	27/35	33/26	60-61	(1)	21-47/23-71	.447/.324	4-14/8-28	.286/.286	14-19/7-9	.737/.778	43/34 +9	1
GEORGIA SOUTHERN	24/20	33/35	57-55	+2	18-45/22-45	.400/.489	6-23/5-19	.261/.263	15-21/6-10	.714/.600	22/34 (12)	1
DAVIDSON	42/26	35/48	77-74	+3	21-40/25-58	.525/.431	10-14/12-31	.714/.387	25-33/12-15	.758/.800	24/34 (10)	1
COLLEGE OF CHARLESTO	28/38	24/30	52-68	(16)	21-57/23-62	.368/.371	6-26/11-32	.231/.344	4-6/11-12	.667/.917	34/43 (9)	1
Appalachian State	26/31	27/21	53-52	+1	17-47/20-52	.362/.385	4-25/7-25	.160/.280	15-19/5-8	.789/.625	33/34 (1)	9
Wofford	28/29	26/25	66-61	+5	25-54/23-62	.463/.371	6-18/9-27	.333/.333	10-16/6-9	.625/.667	32/39 (7)	1
UNCG	41/41	28/30	69-71	(2)	26-65/23-61	.400/.377	7-32/9-28	.219/.321	10-16/16-20	.625/.800	39/44 (5)	1
ELON	40/30	47/48	87-78	+9	30-53/27-55	.566/.491	12-27/14-27	.444/.519	15-18/10-12	.833/.833	29/24 +5	1
Davidson	22/46	32/35	54-81	(27)	19-46/30-69	.413/.435	5-17/14-29	.294/.483	11-15/7-13	.733/.538	29/43 (14)	9
FURMAN	24/21	31/28	55-49	+6	22-47/19-55	.468/.345	4-13/6-29	.308/.207	7-17/5-8	.412/.625	35/36 (1)	1
Western Carolina	35/41	42/38	77-79	(2)	26-52/24-57	.500/.421	12-22/17-33	.545/.515	13-22/14-18	.591/.778	32/38 (6)	1

Note: Game totals are displayed in the format TEAM/OPPONENT for each category



2011-12 Samford Basketball
 Samford Points-Rebounds-Assists (as of Feb 24, 2012)
 All games



Opponent	Date	Score	01		02		05		10		11		12		14	
			WINDLER,DR	HAYMAN,BRA	MERRITT,JE	MILLER,CON	KELLY,RAIJ	PETERSON,J	JOHNSON,KA							
YOUNGSTOWN STATE	11/12/11	69-76	L	4-3-2	0-0-0	11-10-2	DNP	18-3-5	7-3-0	3-1-0						
at Jacksonville	11/18/11	57-70	L	0-4-2	2-1-1	22-4-0	DNP	4-2-2	6-2-0	7-2-1						
GEORGIA STATE	11/22/11	47-55	L	6-2-1	4-1-0	2-6-3	DNP	3-0-0	14-3-2	0-0-1						
at UT Arlington	11/26/11	71-69	w	16-3-3	0-0-0	15-7-5	DNP	7-2-3	9-0-2	9-1-0						
WESTERN CAROLINA	12/01/11	71-75	L	20-7-0	3-1-0	0-8-4	DNP	2-0-1	5-3-1	0-1-0						
UTSA	12/05/11	52-74	L	5-1-4	2-0-0	9-5-1	0-0-0	4-1-1	DNP	6-3-0						
MERCER	12/07/11	78-83	L	16-11-2	2-2-1	17-4-2	DNP	0-4-1	DNP	0-1-0						
LINDSEY WILSON	12/10/11	82-56	w	15-2-0	10-4-1	11-10-3	3-2-3	9-2-4	DNP	5-0-0						
SPRING HILL	12/17/11	90-64	w	23-5-2	8-10-4	2-5-5	6-1-2	6-0-0	DNP	3-4-1						
at #3 Kentucky	12/20/11	50-82	L	11-1-0	2-1-0	6-5-2	2-0-0	3-2-3	DNP	7-0-1						
at Sam Houston State	12/28/11	58-74	L	7-5-0	10-1-1	8-8-3	1-0-1	2-0-0	DNP	2-3-2						
at Maryland	12/31/11	63-75	L	13-2-0	8-4-0	4-3-4	3-1-0	8-3-1	DNP	0-0-0						
APPALACHIAN STATE	01/05/12	63-68	L	15-4-1	3-1-1	14-10-2	0-0-2	10-3-2	DNP	0-0-0						
at The Citadel	01/07/12	62-73	L	16-3-1	4-3-0	6-5-2	3-3-0	0-3-4	DNP	4-2-0						
at Georgia Southern	01/12/12	53-58	L	12-3-1	2-4-0	6-6-4	3-2-0	12-3-4	DNP	0-0-0						
CHATTANOOGA	01/14/12	81-70	w	25-7-1	2-2-0	7-12-9	6-1-0	19-4-1	DNP	DNP						
at Elon	01/19/12	86-80	w	21-7-2	2-1-0	2-7-4	0-0-0	19-2-7	DNP	DNP						
at UNCG	01/22/12	60-61	L	19-4-1	0-2-0	15-11-3	0-2-0	5-6-2	DNP	0-0-0						
GEORGIA SOUTHERN	01/26/12	57-55	w	18-1-0	DNP	8-7-6	0-0-0	5-4-2	DNP	DNP						
DAVIDSON	01/28/12	77-74	w	15-2-2	3-0-1	20-5-2	12-1-1	12-3-1	DNP	DNP						
COLLEGE OF CHARLESTO	01/30/12	52-68	L	10-7-2	3-2-1	3-3-3	4-2-3	11-3-1	DNP	DNP						
at Appalachian State	02/02/12	53-52	w	11-3-0	0-0-0	9-10-6	0-0-1	10-4-1	DNP	DNP						
at Wofford	02/04/12	66-61	w	16-6-1	0-0-0	10-6-2	0-0-0	17-4-4	DNP	DNP						
UNCG	02/09/12	69-71	L	18-2-1	6-3-0	4-6-5	0-0-0	10-5-3	DNP	6-2-1						
ELON	02/11/12	87-78	w	16-2-3	DNP	11-6-9	1-1-0	16-1-3	DNP	DNP						
at Davidson	02/15/12	54-81	L	5-2-0	3-1-0	2-3-0	2-3-1	14-3-2	DNP	4-0-2						
FURMAN	02/18/12	55-49	w	18-3-2	6-2-0	7-10-3	1-4-2	11-8-3	DNP	0-0-0						
at Western Carolina	02/23/12	77-79	L	27-4-1	4-2-0	6-6-5	3-1-1	13-3-4	DNP	DNP						

Opponent	Date	Score	15		23		24		25		33		35	
			BAILEY,HAM	FRIDAY,MAT	COOK,WILL	MCNEIL,DEV	BARNES,LEV	HOOD,TYLER						
YOUNGSTOWN STATE	11/12/11	69-76	L	DNP	2-1-2	10-5-0	8-6-1	DNP	6-1-2					
at Jacksonville	11/18/11	57-70	L	DNP	DNP	9-6-1	3-3-5	0-2-0	4-1-0					
GEORGIA STATE	11/22/11	47-55	L	DNP	4-2-0	7-4-1	7-5-7	0-1-0	0-1-0					
at UT Arlington	11/26/11	71-69	w	DNP	2-5-3	11-7-2	0-2-0	0-0-0	2-0-1					
WESTERN CAROLINA	12/01/11	71-75	L	DNP	2-2-1	12-5-1	19-3-3	0-0-0	8-2-0					
UTSA	12/05/11	52-74	L	0-0-0	0-2-0	8-5-1	3-1-3	0-1-0	15-7-3					
MERCER	12/07/11	78-83	L	DNP	2-1-4	17-8-4	7-1-3	0-0-1	17-10-0					
LINDSEY WILSON	12/10/11	82-56	w	0-0-0	9-2-2	2-6-1	2-0-2	0-0-0	16-3-5					
SPRING HILL	12/17/11	90-64	w	0-0-0	5-3-1	14-2-0	8-4-4	3-2-0	12-3-1					
at #3 Kentucky	12/20/11	50-82	L	0-0-0	8-3-4	0-4-0	0-0-0	0-0-0	11-3-2					
at Sam Houston State	12/28/11	58-74	L	0-0-1	7-3-1	4-5-3	9-1-4	0-0-0	8-5-1					
at Maryland	12/31/11	63-75	L	DNP	2-0-2	5-3-2	4-0-4	0-1-1	16-3-0					
APPALACHIAN STATE	01/05/12	63-68	L	DNP	8-3-0	5-5-1	4-2-1	DNP	4-0-3					
at The Citadel	01/07/12	62-73	L	DNP	6-5-0	13-7-1	DNP	DNP	10-5-1					
at Georgia Southern	01/12/12	53-58	L	DNP	4-4-1	3-2-0	0-0-0	0-1-0	11-7-4					
CHATTANOOGA	01/14/12	81-70	w	DNP	0-0-2	7-2-0	0-0-0	DNP	15-1-3					
at Elon	01/19/12	86-80	w	DNP	4-0-2	13-4-1	0-1-1	DNP	25-7-1					
at UNCG	01/22/12	60-61	L	DNP	2-5-1	4-3-0	0-2-0	DNP	15-4-0					
GEORGIA SOUTHERN	01/26/12	57-55	w	DNP	6-2-0	9-4-5	3-1-1	DNP	8-2-0					
DAVIDSON	01/28/12	77-74	w	DNP	2-1-0	10-8-3	0-0-0	DNP	3-3-3					
COLLEGE OF CHARLESTO	01/30/12	52-68	L	DNP	6-1-1	4-8-1	0-1-0	DNP	11-3-0					
at Appalachian State	02/02/12	53-52	w	DNP	0-1-0	5-7-0	0-0-0	DNP	18-6-1					
at Wofford	02/04/12	66-61	w	DNP	2-2-1	11-8-3	DNP	DNP	10-5-1					
UNCG	02/09/12	69-71	L	DNP	2-4-2	7-8-3	0-0-0	DNP	16-8-0					
ELON	02/11/12	87-78	w	DNP	5-2-0	11-7-2	7-1-0	DNP	20-4-2					
at Davidson	02/15/12	54-81	L	0-2-0	4-2-3	8-1-0	9-4-1	0-0-0	3-1-0					
FURMAN	02/18/12	55-49	w	DNP	1-1-1	4-3-1	DNP	DNP	7-2-0					
at Western Carolina	02/23/12	77-79	L	DNP	2-3-1	9-9-3	0-0-0	DNP	13-4-2					



2011-12 Samford Basketball
 Samford Team High/Low Analysis (as of Feb 24, 2012)
 All games



Samford - TEAM GAME HIGHS

POINTS	90		SPRING HILL (12/17/11)
	87		ELON (02/11/12)
	86		at Elon (01/19/12)
	82		LINDSEY WILSON (12/10/11)
	81		CHATTANOOGA (01/14/12)
FIELD GOALS MADE	34		LINDSEY WILSON (12/10/11)
	30		ELON (02/11/12)
	30		SPRING HILL (12/17/11)
FIELD GOAL ATTEMPTS	70		MERCER (12/07/11)
	65		UNCG (02/09/12)
FIELD GOAL PERCENTAGE	.596	(34-57)	LINDSEY WILSON (12/10/11)
	.566	(30-53)	ELON (02/11/12)
3 PT FIELD GOALS MADE	16		at Elon (01/19/12)
	15		at UT Arlington (11/26/11)
3 PT FG ATTEMPTS	39		UTSA (12/05/11)
	36		at UT Arlington (11/26/11)
3 PT FG PERCENTAGE	.714	(10-14)	DAVIDSON (01/28/12)
	.545	(12-22)	at Western Carolina (02/23/12)
FREE THROWS MADE	25		DAVIDSON (01/28/12)
	22		CHATTANOOGA (01/14/12)
FREE THROW ATTEMPTS	33		DAVIDSON (01/28/12)
	29		SPRING HILL (12/17/11)
FREE THROW PERCENTAGE	.917	(22-24)	CHATTANOOGA (01/14/12)
	.833	(15-18)	ELON (02/11/12)
	.833	(10-12)	MERCER (12/07/11)
REBOUNDS	46		MERCER (12/07/11)
	43		at UNCG (01/22/12)
ASSISTS	21		LINDSEY WILSON (12/10/11)
	20		SPRING HILL (12/17/11)
STEALS	10		ELON (02/11/12)
	9		at Wofford (02/04/12)
	9		APPALACHIAN STATE (01/05/12)
	9		at Jacksonville (11/18/11)
BLOCKED SHOTS	6		WESTERN CAROLINA (12/01/11)
	6		at Jacksonville (11/18/11)
TURNOVERS	25		at Sam Houston State (12/28/11)
	23		at UNCG (01/22/12)
FOULS	29		at Sam Houston State (12/28/11)
	25		at UT Arlington (11/26/11)



2011-12 Samford Basketball
Samford High/Low Analysis (as of Feb 24, 2012)
All games



Opponent - GAME HIGHS

POINTS	83		MERCER (12/07/11)
	82		at #3 Kentucky (12/20/11)
	81		at Davidson (02/15/12)
	80		at Elon (01/19/12)
	79		at Western Carolina (02/23/12)
FIELD GOALS MADE	31		at #3 Kentucky (12/20/11)
	30		at Davidson (02/15/12)
	30		UTSA (12/05/11)
FIELD GOAL ATTEMPTS	71		at UNCG (01/22/12)
	69		at Davidson (02/15/12)
FIELD GOAL PERCENTAGE	.600	(30-50)	UTSA (12/05/11)
	.565	(26-46)	at The Citadel (01/07/12)
3 PT FIELD GOALS MADE	17		at Western Carolina (02/23/12)
	14		at Davidson (02/15/12)
	14		ELON (02/11/12)
3 PT FG ATTEMPTS	33		at Western Carolina (02/23/12)
	33		CHATTANOOGA (01/14/12)
3 PT FG PERCENTAGE	.529	(9-17)	at Maryland (12/31/11)
	.519	(14-27)	ELON (02/11/12)
FREE THROWS MADE	28		at Sam Houston State (12/28/11)
	21		MERCER (12/07/11)
FREE THROW ATTEMPTS	37		at Sam Houston State (12/28/11)
	28		WESTERN CAROLINA (12/01/11)
FREE THROW PERCENTAGE	.917	(11-12)	COLLEGE OF CHARLESTO (01/30/12)
	.875	(7-8)	at Jacksonville (11/18/11)
REBOUNDS	44		UNCG (02/09/12)
	43		at Davidson (02/15/12)
	43		COLLEGE OF CHARLESTO (01/30/12)
	43		GEORGIA STATE (11/22/11)
ASSISTS	23		ELON (02/11/12)
	21		at The Citadel (01/07/12)
STEALS	13		at Sam Houston State (12/28/11)
	12		MERCER (12/07/11)
BLOCKED SHOTS	7		at #3 Kentucky (12/20/11)
	6		APPALACHIAN STATE (01/05/12)
	6		YOUNGSTOWN STATE (11/12/11)
TURNOVERS	19		APPALACHIAN STATE (01/05/12)
	18		at Jacksonville (11/18/11)
FOULS	29		DAVIDSON (01/28/12)
	23		FURMAN (02/18/12)
	23		CHATTANOOGA (01/14/12)



2011-12 Samford Basketball
 Samford High/Low Analysis (as of Feb 24, 2012)
 All games



Samford - GAME LOWS

POINTS	47		GEORGIA STATE (11/22/11)
	50		at #3 Kentucky (12/20/11)
	52		UTSA (12/05/11)
	52		COLLEGE OF CHARLESTO (01/30/12)
	53		at Georgia Southern (01/12/12)
	53		at Appalachian State (02/02/12)
FIELD GOALS MADE	17		UTSA (12/05/11)
	17		at Appalachian State (02/02/12)
FIELD GOAL ATTEMPTS	40		DAVIDSON (01/28/12)
	43		at Sam Houston State (12/28/11)
FIELD GOAL PERCENTAGE	.321	(17-53)	UTSA (12/05/11)
	.362	(17-47)	at Appalachian State (02/02/12)
3 PT FIELD GOALS MADE	3		at #3 Kentucky (12/20/11)
	4		at UNCG (01/22/12)
	4		at Appalachian State (02/02/12)
	4		FURMAN (02/18/12)
3 PT FG ATTEMPTS	13		FURMAN (02/18/12)
	14		at UNCG (01/22/12)
	14		DAVIDSON (01/28/12)
3 PT FG PERCENTAGE	.160	(4-25)	at Appalachian State (02/02/12)
	.188	(3-16)	at #3 Kentucky (12/20/11)
FREE THROWS MADE	3		LINDSEY WILSON (12/10/11)
	3		at Maryland (12/31/11)
FREE THROW ATTEMPTS	5		at Maryland (12/31/11)
	6		LINDSEY WILSON (12/10/11)
	6		at Georgia Southern (01/12/12)
	6		COLLEGE OF CHARLESTO (01/30/12)
FREE THROW PERCENTAGE	.385	(5-13)	at The Citadel (01/07/12)
	.389	(7-18)	APPALACHIAN STATE (01/05/12)
REBOUNDS	22		at #3 Kentucky (12/20/11)
	22		at Maryland (12/31/11)
	22		GEORGIA SOUTHERN (01/26/12)
ASSISTS	7		at UNCG (01/22/12)
	9		at The Citadel (01/07/12)
	9		at Appalachian State (02/02/12)
	9		at Davidson (02/15/12)
STEALS	0		at Georgia Southern (01/12/12)
	2		at Western Carolina (02/23/12)
BLOCKED SHOTS	0		GEORGIA STATE (11/22/11)
	0		at #3 Kentucky (12/20/11)
	0		at Georgia Southern (01/12/12)
	0		COLLEGE OF CHARLESTO (01/30/12)
	0		UNCG (02/09/12)
TURNOVERS	6		at Western Carolina (02/23/12)
	8		at Appalachian State (02/02/12)
FOULS	7		at Wofford (02/04/12)
	10		ELON (02/11/12)



2011-12 Samford Basketball
 Samford High/Low Analysis (as of Feb 24, 2012)
 All games



Opponent - GAME LOWS

POINTS	49		FURMAN (02/18/12)
	52		at Appalachian State (02/02/12)
	55		GEORGIA STATE (11/22/11)
	55		GEORGIA SOUTHERN (01/26/12)
	56		LINDSEY WILSON (12/10/11)
FIELD GOALS MADE	18		GEORGIA STATE (11/22/11)
	19		FURMAN (02/18/12)
FIELD GOAL ATTEMPTS	45		GEORGIA SOUTHERN (01/26/12)
	46		at The Citadel (01/07/12)
FIELD GOAL PERCENTAGE	.324	(23-71)	at UNCG (01/22/12)
	.339	(20-59)	CHATTANOOGA (01/14/12)
3 PT FIELD GOALS MADE	4		UTSA (12/05/11)
	4		MERCER (12/07/11)
3 PT FG ATTEMPTS	11		UTSA (12/05/11)
	14		at The Citadel (01/07/12)
3 PT FG PERCENTAGE	.207	(6-29)	FURMAN (02/18/12)
	.211	(4-19)	MERCER (12/07/11)
FREE THROWS MADE	5		at Appalachian State (02/02/12)
	5		FURMAN (02/18/12)
FREE THROW ATTEMPTS	8		at Jacksonville (11/18/11)
	8		at Appalachian State (02/02/12)
	8		FURMAN (02/18/12)
FREE THROW PERCENTAGE	.500	(10-20)	APPALACHIAN STATE (01/05/12)
	.538	(7-13)	at Davidson (02/15/12)
	.538	(14-26)	YOUNGSTOWN STATE (11/12/11)
REBOUNDS	24		ELON (02/11/12)
	27		at Sam Houston State (12/28/11)
ASSISTS	8		at Georgia Southern (01/12/12)
	9		MERCER (12/07/11)
	9		LINDSEY WILSON (12/10/11)
	9		at UNCG (01/22/12)
	9		GEORGIA SOUTHERN (01/26/12)
STEALS	2		SPRING HILL (12/17/11)
	2		CHATTANOOGA (01/14/12)
	2		DAVIDSON (01/28/12)
BLOCKED SHOTS	0		LINDSEY WILSON (12/10/11)
	0		at Elon (01/19/12)
	0		DAVIDSON (01/28/12)
	0		at Appalachian State (02/02/12)
	0		UNCG (02/09/12)
	0		ELON (02/11/12)
TURNOVERS	6		at Davidson (02/15/12)
	7		at #3 Kentucky (12/20/11)
	7		at UNCG (01/22/12)
FOULS	8		COLLEGE OF CHARLESTO (01/30/12)
	9		UTSA (12/05/11)



2011-12 Samford Basketball
Samford Player High/Low Analysis (as of Feb 24, 2012)
All games



Samford - INDIVIDUAL GAME HIGHS

Points	27		WINDLER, Drew at Western Carolina (02/23/12)
	25		HOOD, Tyler at Elon (01/19/12)
	25		WINDLER, Drew vs Chattanooga (01/14/12)
	23		WINDLER, Drew vs Spring Hill (12/17/11)
	22		MERRITT, Jeffrey at Jacksonville (11/18/11)
Field Goals Made	9		MERRITT, Jeffrey at Jacksonville (11/18/11)
	8		WINDLER, Drew at Western Carolina (02/23/12)
	8		HOOD, Tyler at Elon (01/19/12)
Field Goal Att.	17		HOOD, Tyler vs Mercer (12/07/11)
	15		WINDLER, Drew at Western Carolina (02/23/12)
	15		WINDLER, Drew at The Citadel (01/07/12)
	15		WINDLER, Drew vs Western Carolina (12/01/11)
	15		McNEIL, Devin vs Western Carolina (12/01/11)
FG Pct (min 5 made)	.875	(7-8)	WINDLER, Drew vs Spring Hill (12/17/11)
	.833	(5-6)	COOK, Will at The Citadel (01/07/12)
	.833	(5-6)	MERRITT, Jeffrey at UT Arlington (11/26/11)
	.833	(5-6)	WINDLER, Drew at UT Arlington (11/26/11)
3-Point FG Made	6		WINDLER, Drew at Elon (01/19/12)
	5		HOOD, Tyler vs Elon (02/11/12)
	5		WINDLER, Drew vs Chattanooga (01/14/12)
3-Point FG Att.	10		HOOD, Tyler vs Elon (02/11/12)
	10		WINDLER, Drew vs UNCG (02/09/12)
	10		HOOD, Tyler at Appalachian State (02/02/12)
3-Pt FG Pct (min 2 made)	1.000	(4-4)	MERRITT, Jeffrey vs Davidson (01/28/12)
	1.000	(2-2)	KELLY, Rajion at Western Carolina (02/23/12)
	1.000	(2-2)	JOHNSON, Kaylin vs UNCG (02/09/12)
	1.000	(2-2)	MILLER, Connor vs Davidson (01/28/12)
	1.000	(2-2)	McNEIL, Devin at Sam Houston State (12/28/11)
Free Throws Made	8		KELLY, Rajion vs Chattanooga (01/14/12)
	7		WINDLER, Drew at Western Carolina (02/23/12)
	7		COOK, Will vs Davidson (01/28/12)
	7		WINDLER, Drew vs Spring Hill (12/17/11)
Free Throw Att.	11		WINDLER, Drew vs Western Carolina (12/01/11)
	10		COOK, Will vs Davidson (01/28/12)
FT Pct (min 3 made)	1.000	(8-8)	KELLY, Rajion vs Chattanooga (01/14/12)
	1.000	(6-6)	COOK, Will at Davidson (02/15/12)
	1.000	(6-6)	WINDLER, Drew at Appalachian State (02/02/12)
	1.000	(6-6)	WINDLER, Drew vs Georgia Southern (01/26/12)
	1.000	(6-6)	WINDLER, Drew vs Chattanooga (01/14/12)
	1.000	(6-6)	COOK, Will vs Mercer (12/07/11)
	1.000	(5-5)	MERRITT, Jeffrey at UNCG (01/22/12)
	1.000	(5-5)	COOK, Will vs Spring Hill (12/17/11)
	1.000	(4-4)	COOK, Will vs Elon (02/11/12)
	1.000	(4-4)	WINDLER, Drew at Wofford (02/04/12)
	1.000	(4-4)	COOK, Will at Wofford (02/04/12)
	1.000	(4-4)	MILLER, Connor vs Davidson (01/28/12)
	1.000	(4-4)	KELLY, Rajion vs Davidson (01/28/12)
	1.000	(3-3)	COOK, Will at Appalachian State (02/02/12)
	1.000	(3-3)	WINDLER, Drew at Sam Houston State (12/28/11)
Rebounds	12		MERRITT, Jeffrey vs Chattanooga (01/14/12)
	11		MERRITT, Jeffrey at UNCG (01/22/12)
	11		WINDLER, Drew vs Mercer (12/07/11)
Assists	9		MERRITT, Jeffrey vs Elon (02/11/12)



2011-12 Samford Basketball
 Samford Opponent High/Low Analysis (as of Feb 24, 2012)
 All games



OPPONENT INDIVIDUAL GAME HIGHS

Points	28		COLE, Keaton at Western Carolina (02/23/12)
	28		PERRY, Kendrick vs Youngstown State (11/12/11)
	27		ARMSTRONG, Derrell at UNCG (01/22/12)
	26		Lamb, Doron at #3 Kentucky (12/20/11)
	25		SIMPSON, Trevis vs UNCG (02/09/12)
	25		WIGGINS, Antwaine vs College of Charlesto (01/30/12)
	25		GROSELLE, Mike at The Citadel (01/07/12)
Field Goals Made	10		ARMSTRONG, Derrell at UNCG (01/22/12)
	10		GROSELLE, Mike at The Citadel (01/07/12)
Field Goal Att.	22		ARMSTRONG, Derrell at UNCG (01/22/12)
	21		SIMPSON, Trevis vs UNCG (02/09/12)
FG Pct (min 5 made)	1.000	(10-10)	GROSELLE, Mike at The Citadel (01/07/12)
	.857	(6-7)	TROUTMAN, Lucas at Elon (01/19/12)
3-Point FG Made	9		COLE, Keaton at Western Carolina (02/23/12)
	7		ISENBARGER, Jack vs Elon (02/11/12)
3-Point FG Att.	15		ISENBARGER, Jack at Elon (01/19/12)
	14		ISENBARGER, Jack vs Elon (02/11/12)
3-Pt FG Pct (min 2 made)	1.000	(4-4)	CABELL, Aloys at Jacksonville (11/18/11)
	1.000	(2-2)	HAMILTON, Austin at Elon (01/19/12)
	1.000	(2-2)	Hill, Jeromie vs UTSA (12/05/11)
	1.000	(2-2)	Butler, Kevin at UT Arlington (11/26/11)
Free Throws Made	11		SUMLER, Trey vs Western Carolina (12/01/11)
	10		Gatlin, Demarcus at Sam Houston State (12/28/11)
Free Throw Att.	13		Gatlin, Demarcus at Sam Houston State (12/28/11)
	12		SUMLER, Trey vs Western Carolina (12/01/11)
FT Pct (min 3 made)	1.000	(6-6)	Butler, Kevin at UT Arlington (11/26/11)
	1.000	(6-6)	Micheaux, Josh vs Georgia State (11/22/11)
	1.000	(5-5)	SIMPSON, Trevis vs UNCG (02/09/12)
	1.000	(5-5)	HEALY, Nathan vs Appalachian State (01/05/12)
	1.000	(4-4)	SUMLER, Trey at Western Carolina (02/23/12)
	1.000	(4-4)	COHEN, Jake at Davidson (02/15/12)
	1.000	(4-4)	COHEN, Jake vs Davidson (01/28/12)
	1.000	(4-4)	ARMSTRONG, Derrell at UNCG (01/22/12)
	1.000	(4-4)	SPRADLIN, Drew at Elon (01/19/12)
	1.000	(4-4)	TAYLOR, Ricky vs Chattanooga (01/14/12)
	1.000	(4-4)	James, Marcus at Sam Houston State (12/28/11)
	1.000	(4-4)	Alex Looney vs Spring Hill (12/17/11)
	1.000	(4-4)	SMITH, Travis vs Mercer (12/07/11)
	1.000	(4-4)	Reves, Jordan at UT Arlington (11/26/11)
	1.000	(3-3)	RANDALL, Kyle vs UNCG (02/09/12)
	1.000	(3-3)	Burrage, Kannon vs UTSA (12/05/11)
	1.000	(3-3)	GRAHAM, Delwan at Jacksonville (11/18/11)
Rebounds	14		WIEDEMAN, Trent vs College of Charlesto (01/30/12)
	12		FERGUSON, Eric at Georgia Southern (01/12/12)
Assists	10		SUMLER, Trey at Western Carolina (02/23/12)
	9		COCHRAN, Nik at Davidson (02/15/12)
Steals	6		Hill, Jeromie vs UTSA (12/05/11)
	4		JOHNSON, Nori vs College of Charlesto (01/30/12)
	4		WILLIAMS, David at UNCG (01/22/12)
	4		MORABBI, Cosmo at The Citadel (01/07/12)
	4		Harwell, Aaron at Sam Houston State (12/28/11)
	4		GOLLON, Jakob vs Mercer (12/07/11)
	4		PERRY, Kendrick vs Youngstown State (11/12/11)



Back row (from left): Director of Basketball Operations Jay Welborn, Associate Head Coach Paul Kelly, Assistant Coach Terrence Johnson, Jeffrey Merritt, Matthew Friday, Levi Barnes, Drew Windler, John Peterson, Tyler Hood, Assistant Coach Lee Burgess, Associate Head Athletic Trainer Brandon Evans, Manager Javen Smith and Manager Isaiah Gresham. Front row (from left): Raijon Kelly, Connor Miller, Kaylin Johnson, Devin McNeil, Head Coach Jimmy Tillette, Will Cook, Hamilton Bailey, Brandon Hayman and Gregg Wooten.

NUMERICAL

NO	NAME	HT	WT	POS	CL/EXP	HOMETOWN/PREVIOUS SCHOOL
1	Drew Windler	C	6-9	195	So./1VL	South Milwaukee, Wis./South Milwaukee HS
2	Brandon Hayman	G	6-3	190	Fr./HS	Braselton, Ga./Mill Creek HS
5	Jeffrey Merritt	G	6-6	205	Sr./3VL	Oklahoma City, Okla./Bishop McGuinness HS
10	Connor Miller	G	6-3	170	Fr./HS	Stanley, Wis./Regis-Eau Claire HS
11	Raijon Kelly	G	6-4	175	Fr./HS	Maplewood, Minn./Cretin-Derham Hall HS
12	John Peterson	F	6-7	190	Sr./3VL	Boca Raton, Fla./Boca Raton HS
14	Kaylin Johnson	G	6-0	185	Sr./3VL	Baton Rouge, La./Parkview Baptist HS
15	Hamilton Bailey	G	6-4	190	So./1VL	Atlanta, Ga./Holy Innocents' Episcopal School
21	Gregg Wooten	G	6-2	195	Jr./2VL	Memphis, Tenn./Briarcrest Christian School
23	Matthew Friday	C	6-8	235	Sr./3VL	Grapevine, Texas/Colleyville Heritage HS
24	Will Cook	G	6-4	185	So./1VL	Dallas, Texas/Hillcrest HS
25	Devin McNeil	G	6-0	185	Fr./HS	Birmingham, Ala./Central Park Christian HS
33	Levi Barnes	C	6-10	205	So./1VL	Douglasville, Ga./Heirway Christian Academy
35	Tyler Hood	F	6-6	210	Fr./RS	Kingston, Tenn./Lenoir City High School

Head Coach: Jimmy Tillette (Our Lady of Holy Cross '75)
 Associate Head Coach: Paul Kelly (Tulane University '87)
 Assistant Coaches: Lee Burgess (Samford University '01), Terrence Johnson (Southern University '01)
 Director of Basketball Operations: Jay Welborn (Samford University '01)

ALPHABETICAL

NO	NAME	POS	NO	NAME	POS
15	Hamilton Bailey	G	11	Raijon Kelly	G
33	Levi Barnes	C	25	Devin McNeil	G
24	Will Cook	G	5	Jeffrey Merritt	G
23	Matthew Friday	C	10	Connor Miller	G
2	Brandon Hayman	G	12	John Peterson	F
35	Tyler Hood	F	1	Drew Windler	C
14	Kaylin Johnson	G	21	Gregg Wooten	G

Pronunciation Guide

Raijon Kelly	RAY-zhon
Jimmy Tillette	Tuh-LET