



2011-12 APPALACHIAN STATE MEN'S BASKETBALL

**APPALACHIAN
STATE**
10-15, 6-9 SoCon

GAME 26
FEBRUARY 15, 2012
HOLMES CENTER • 8,325
BOONE, N.C.

CHATTANOOGA
10-17, 4-10 SoCon

COVERAGE TELEVISION

NA

RADIO

Appalachian Sports Network
Play-by-Play: David Jackson
Color Analyst: Tige Darner
Sideline Reporter: Randy Jackson

WEB

Live stats and streaming video will be available for home games at GoASU.com.

SPORTS INFORMATION

Appalachian State

MBKB Contact Charles Cochrum
E-mail cochrumca@appstate.edu
Office 828-262-7602
Mobile 828-964-6407
Website GoASU.com

Chattanooga

MBKB Contact Jim Horten
E-mail james-horten@utc.edu
Office 423-425-2350
Mobile 423-645-8733
Website GoMocs.com

SATURDAY'S GAME

• Appalachian State University men's basketball plays the second of three home games in the team's final homestand of the season as Chattanooga visits for the second meeting of the regular season.

• The Mountaineers fell by just two points in the first meeting against UTC, 65-63, at McKenzie Arena last month. It was the 10th-straight home win in the series between the two perennial SoCon North contenders.

• ASU nearly overcame a 15-point second half deficit on Saturday against Wofford, as it had a chance to tie or win on the game's final possession with two shots down the stretch. ASU failed to convert and fell, 66-64.

• Mike Neal led the Mountaineers in scoring for a second-straight game with 15 points on 4-of-10 shooting with six free throws. He added three assists.

• Chattanooga travels to Boone after dropping eight of its last nine contests, including Saturday's 77-76 home loss to UNCG.

• Omar Wattad leads the Mocs with 13.4 points per game and 39.1 percent shooting from downtown.

• Ricky Taylor (13.2) and Drazen Zlovacic (10.6) also score in double figures for UTC, whose offense runs through Keegan Bell. Bell leads the SoCon with 6.4 assists per contest.

• Last month's 65-63 setback at Chattanooga marked the 10th-straight win by the home team in the series. The Mocs hold a 42-29 advantage in the long-running series.

• ASU never trailed by more than two points at McKenzie Arena in January, but that was the margin of victory for the Mocs, thanks to a last-second layup from Dontay Hampton.

SCHEDULE/RESULTS

November

11	LEES-McRAE	W, 90-61
15	at ETSU	L, 81-68
19	at Tennessee Tech	W, 68-63
22	EAST CAROLINA Charlotte, N.C.	L, 67-47
26	MILLIGAN	W, 81-58

December

1	UNCG *	W, 78-64
3	at Georgia Southern *	L, 73-62
6	at Minnesota	L, 70-56
10	ETSU	L, 65-48
17	at No. 5 North Carolina	L, 97-82
22	CAMPBELL	W, 77-74
30	at Miami (Fla.)	L, 84-54

January

5	at Samford *	W, 68-63
7	at Chattanooga *	L, 65-63
12	FURMAN *	W, 56-50
14	DAVIDSON *	L, 83-79
19	at Wofford *	L, 73-61
21	WESTERN CAROLINA *	W, 84-72
26	at UNCG *	LOT, 77-73
28	ELON *	W, 81-66

February

2	SAMFORD *	L, 53-52
4	CHARLESTON *	L, 74-62
6	at Elon *	L, 82-59
9	at Furman *	W, 79-69
11	WOFFORD *	L, 66-64
15	CHATTANOOGA *	7 p.m.
18	WINTHROP	2 p.m.
22	at The Citadel *	7 p.m.
25	at Western Carolina *	2 p.m.

March

2-5 at SoCon Tournament
Asheville, N.C.

2011-12 MOUNTAINEERS AT-A-GLANCE

No.	Name	Pos.	Ht.	Wt.	Yr.	Hometown	GP-GS	PPG	RPG	Misc.
2	Tab Hamilton	G	6-3	175	Fr.	Winston-Salem, N.C.	23-14	7.8	1.4	40.1 FG%
3	G.J. Vilarino	G	6-1	185	RSO.	McKinney, Texas	22-7	4.0	1.9	1.5 apg
11	Nathan Healy	F	6-7	220	Jr.	New Bern, N.C.	24-8	5.1	3.3	45.9 FG%
13	Jamaal Trice	F	6-6	230	Jr.	Los Angeles, Calif.	24-21	10.3	2.8	40.4 FG%
21	Omar Carter	G	6-5	215	Sr.	Charlotte, N.C.	25-16	12.1	6.0	2.1 apg
23	Mike Neal	G	6-2	170	Fr.	Greensboro, N.C.	24-15	7.2	2.1	3.0 apg
24	Brian Okam	C	7-0	260	RSO.	Enugu, Nigeria	14-1	0.3	1.6	7 blk
32	Isaac Butts	C	6-10	290	RSr.	Milledgeville, Ga.	22-10	6.9	5.4	62.9 FG%
33	Mitch Woods	G	6-3	210	So.	Naples, Fla.	24-5	1.8	0.8	1.4 apg
50	Andre Williamson	F	6-7	240	Sr.	Dayton, Ohio	25-25	9.8	6.9	57.2 FG%
54	Petey Hausley	F	6-6	240	Sr.	Marion, N.C.	11-0	2.7	2.1	44.4 FG%

Head Coach: Jason Capel **Assoc. Head Coach:** Bobby Kummer

Assistant Coaches: Justin Gainey and Kellen Sampson

INSIDE...

Media Information	2
Record When	3
Southern Conference	4
Miscellaneous Stats	8
Last Time it Happened	9
Jason Capel/Holmes Center	10
Radio/TV Roster	11
Career High Quick Reference	12
Player Profiles	13
Season Stats	24

MEDIA INFORMATION

Appalachian Basketball Contact
Charles Cochrum
 E-Mail cochrumca@appstate.edu
 Office.....828-262-7602
 Mobile.....828-964-6407
 Fax.....828-262-6106

INTERVIEW POLICY

ASU head coach Jason Capel will be available for interviews with the media at times to be determined. Media members should contact basketball SID Charles Cochrum for interviews with all coaches, staff and student-athletes.

Appalachian players will be available for brief interviews following practice. Interviews of a longer duration with players may be arranged by contacting basketball SID Charles Cochrum. All player interviews must be arranged through the sports information office.

Players are instructed not to accept phone calls or participate in any interviews not arranged by the sports information office.

POSTGAME PROCEDURES

For games at the Holmes Center, head coach Jason Capel and selected players will be available during a postgame press conference as soon as possible following the conclusion of the game. It will be held in the media room located at the media entrance.

The ASU locker room is closed both home and away. A member of the ASU sports information office will take requests for players with about two minutes remaining at home games.

ASU coaches and players are not available for one-on-one interviews prior to the press conference except for live television broadcasts and the Appalachian IMG Sports Network radio broadcast. If time permits, ASU coaches and players may be available for brief one-on-one interviews following the conclusion of the press conference.

SoCon TELECONFERENCE

Coach Capel and the rest of the Southern Conference men's basketball coaches will be featured on the SoCon teleconference.

Capel and the rest of the North Division coaches are on the conference call on alternating weeks with the South Division coaches. For dates, times and access numbers, call the SoCon public affairs office at 864-591-5101.

GoASU.COM

The official website of ASU athletics, www.GoASU.com, includes pregame notes, game and season statistics, and recaps following each game. In addition, live stats and streaming video and audio are available for all home contests.

BASKETBALL E-MAIL LIST

To receive the latest news and notes on the ASU program in your inbox, contact Charles Cochrum to be added to the e-mail list.

MATCHUP AT A GLANCE

Category	Appalachian	Chattanooga
Location	Boone, N.C.	Chattanooga, Tenn.
Enrollment	17,222	11,438
Conference	Southern	Southern
Nickname	Mountaineers	Mocs
Head Coach	Jason Capel	John Shulman
Coach's Record at School	26-30 / 2nd	131-123 / 8th
Coach's Career Record	Same	Same
Overall Record	10-15	10-17
Conference Record	6-9	4-10
Points Per Game	67.7	71.6
Points Allowed Per Game	70.0	68.8
Average Scoring Margin	-2.3	+2.8
Rebounds Per Game	34.5	39.4
Rebounds Allowed Per Game	35.1	36.3
Average Rebound Margin	-0.6	+3.1
Field Goal Percentage	.438	.424
Field Goal Percentage Defense	.438	.401
Three-Point Field Goal Percentage	.350	.346
Three-Point Field Goal Pct. Defense	.318	.320
Free-Throw Percentage	.642	.680
Assists Per Game	12.6	14.9
Turnover Margin	-2.5	-0.7
Assist/Turnover Ratio	0.9	1.0
Blocks Per Game	4.0	1.3
Steals Per Game	6.0	6.3

THE SERIES

Series vs. Chattanooga	Recent Meetings				
Series.....UTC, 42-29	Year	W-L	ASU	UTC	Site
At Home.....19-10	2007-08	W	92	83	H
At Chattanooga.....7-25		L	77	89	A
Neutral Sites.....3-7	2008-09	LOT	74	78	A
Most ASU Points.....110, 2/13/78		W	88	82	H
Most UTC Points.....99, 1/15/03	2009-10	L	80	85	A
Fewest ASU Points.....42, 2/24/81		W	80	74	H
Fewest UTC Points.....49, 1/12/80	2010-11	L	69	81	A
Largest ASU Win.....47, 2/13/78		W	78	68	H
Largest UTC Win.....28, 1/18/81	2011-12	L	63	65	A
Current Streak.....1 - UTC					

- Last month's 65-63 setback at Chattanooga marked the 10th-straight win by the home team in the series.
- The Mocs hold a 42-29 advantage in the long-running series.
- ASU never trailed by more than two points at McKenzie Arena in January, but that was the margin of victory for the Mocs, thanks to a last-second layup from Dontay Hampton.
- The two-point margin was the closest since 2004-05, when UTC took a 62-60 home win.
- The last road win in the series was a 77-63 triumph by ASU in 2006-07.
- Tab Hamilton helped the Apps gain a 12-point lead in the second half as he drained six three-pointers en route to a career-best 22 points.
- Omar Carter added 19 points and led the team with seven rebounds and five assists.
- In three games against UTC, Carter averages 18.3 points, 8.3 rebounds and 3.0 assists.
- Isaac Butts adds 5.6 points and 7.0 rebounds in five games in the rivalry, but did not play in this season's first meeting.

ASU TEAM INFORMATION

2010-11 Record 16-15
 SoCon Record 10-8/3rd N
 Starters R/L.....4/1
 Letterwinners R/L9/9
 Seniors.....4
 Juniors2
 Sophomores.....*4
 Freshmen.....2

* includes Jay Canty, who will be eligible next season due to NCAA transfer rules.

ASU PROGRAM HISTORY

First season 1919
 All-time record..... 1145-996
 All-time winning pct.535
 All-time SoCon record 314-299
 Outright SoCon titles6
 Shared SoCon titles4
 SoCon Tournament titles2
 Postseason appearances4
 NCAA appearances.....2
L, 57-71 to LSU, 3/10/79
 L, 61-87 to Ohio State, 3/17/00
 NIT appearances1
 L, 59-73 at Ole Miss, 3/14/07
 CIT Appearances1
 W, 93-71 vs. Harvard, 3/17/10
 W, 80-72 at Marshall, 3/22/10
L, 56-64 vs. Pacific, 3/25/10

ASU COACHING STAFF

Head Coach Jason Capel
 North Carolina, 2002
 Record at ASU 26-30
 Seasons Second
 Career Record Same
 Assoc. Head Coach..... Bobby Kummer
 Alma Mater Charlotte, '96
 Assistant Coaches.... Justin Gainey
 NC State, '00
 Kellen Sampson
 Oklahoma, '06

PRONUNCIATIONS

Petey **Hausley** HAWS-lee
 Brian **Okam** OAK-um
 Jamaal **Trice** TRYCE
 G.J. **Vilarino**..... vill-uh-REE-no
 Bobby **Kummer** KOO-mer
Appalachianapp-uh-LATCH-in

ASU'S RECORD WHEN...

	2011-12	Under Capel
At home	7-5	16-8
On the road	3-9	9-17
At neutral sites	0-1	1-5
In overtime	0-1	1-1
In SoCon games	6-9	16-17
In SoCon tournament		1-1
In non-conference games	4-6	9-12
In games decided by ...		
5 points or less	3-5	7-9
6-10 points	2-0	9-3
11 points or more	5-10	10-18
Leading at the half		
Leading at the half	10-3	20-7
Trailing at the half	0-12	3-22
Tied at the half		3-1
Shooting 40% or better		
Shooting 40% or better	10-9	26-17
Shooting less than 40%	0-6	0-13
Opp. 40% or better	3-14	16-29
Opp. less than 40%	7-1	10-1
Shooting better than opp.	10-4	23-7
Shooting worse than opp.	0-11	3-22
Shooting same as opp.		0-1
Outrebounding opp.		
Outrebounding opp.	6-3	18-7
Opp. outrebounds ASU	3-11	6-21
Rebounds are tied	1-1	2-2
70% or better on FT		
70% or better on FT	3-4	12-12
Less than 70% on FT	7-11	14-18
More FT att. than opp.	7-5	22-12
Less FT att. than opp.	3-10	4-18
Same FT att. as opp.		
40% or better on 3PT		
40% or better on 3PT	3-5	8-8
Less than 40% on 3PT	7-10	18-22
More turnovers than opp.		
More turnovers than opp.	3-13	10-21
Less turnovers than opp.	6-2	12-6
Same turnovers as opp.	1-0	4-3
Scoring 80 or more points		
Scoring 80 or more points	4-1	10-1
Scoring 70-79 points	3-2	10-8
Scoring 60-69 points	2-6	5-13
Scoring 50-59 points	1-4	1-6
Scoring less than 50 points	0-2	0-2
Allowing 80 or more points		
Allowing 80 or more points	0-5	2-12
Allowing 70-79 points	2-5	7-12
Allowing 60-69 points	6-4	11-5
Allowing 50-59 points	2-1	6-1
Allowing less than 50 points		
On Sunday		
On Sunday		0-1
On Monday		1-0
On Tuesday	0-3	1-3
On Wednesday		2-1
On Thursday	5-4	8-10
On Friday	1-1	3-3
On Saturday	4-7	11-12
In November		
In November	3-2	5-4
In December	2-5	5-10
In January	4-4	7-10
In February	1-4	8-5
In March		1-1

TIPPING OFF

- Appalachian State University men's basketball plays the second of three home games in the team's final homestand of the season as Chattanooga visits for the second meeting of the regular season.
- The Mountaineers fell by just two points in the first meeting against UTC, 65-63, at McKenzie Arena last month. It was the 10th-straight home win in the series between the two perennial SoCon North contenders.
- Appalachian nearly overcame a 15-point second half deficit on Saturday against Wofford, as ASU had a chance to tie or win on the game's final possession with two shots down the stretch. ASU failed to convert and fell, 66-64, to the two-time defending league champion.
- **Mike Neal** led the Mountaineers in scoring for a second-straight game with 15 points on 4-of-10 shooting with six free throws. The freshman added three assists in the effort.

SCOUTING THE MOCS

- Chattanooga travels to Boone after dropping eight of its last nine contests, including Saturday's 77-76 home loss to UNCG.
- Omar Wattad leads the Mocs with 13.4 points per game and 39.1 percent shooting from downtown.
- Ricky Taylor (13.2) and Drazen Zlovaric (10.6) also score in double figures for UTC, whose offense runs through Keegan Bell. Bell leads the SoCon with 6.4 assists per contest.
- Chattanooga has yet to win a road game this season in its 12 tries. UTC has come close several times and is no stranger to close games this season, with seven contests being decided by three or fewer points.

BLOCK PARTY

- Appalachian leads the SoCon with 4.0 blocks per game, ahead of second-place Western Carolina's 3.7 mark.
- **Andre Williamson's** 1.5 blocks per game lead the league. In fact, the senior ranks ahead of The Citadel and Chattanooga in blocks per game.
- Williamson has at least one block in 21-of-25 games on the season. He is the SoCon's active career leader with 154 swats, and ranks fourth in program history.
- **Isaac Butts** and **Nathan Healy** rank second on the team at 0.5 per game. Butts' 89 career blocked shots rank him eighth in program history and fourth among active SoCon players.
- ASU crushes its opponents in blocks with a 100-67 advantage on the year.

FEED THE POST

- Post players **Isaac Butts** and **Andre Williamson** have combined to sink 59.3 percent (156-of-263) field goal attempts on the season.
- Williamson ranks third in the league at 57.2 percent, while Butts would rank first at 62.9 percent if he had taken the required minimum number of shots per game.

**APPALACHIAN
BY THE NUMBERS ...**

10 • ASU has used 10 different starting lineups, including 11 players, this season. The team is 7-3 in games in which a new lineup debuts. The only losses are against North Carolina, Miami, and Wofford.

12 • ASU matched a program record with 12 blocks in the season-opening win against Lees-McRae. The mark was originally set in 1996-97 against Milligan.

14 • Nathan Healy's 14 points, eight rebounds and three blocks at Samford propelled him to SoCon Student-Athlete of the Week honors on Jan 11.

16 • ASU sank each of its final 16 free throw attempts to defeat Western Carolina on Jan. 21. Five different players stepped to the line in the final three minutes of the game.

17.5 • Andre Williamson averaged 17.5 points to earn Southern Conference Player of the Week honors on Jan. 3.

22 • Tab Hamilton's 22 points at Chattanooga were the most by a true freshman since Donald Sims topped that mark three times in 2007-08.

46.3 • The Apps shoot 46.3 percent from the floor in the second half of games this season, compared to 41.5 percent in the opening 20 minutes. ASU has shot 50 percent or better 10 times in the second halves of games this season, and just five times in the opening period.

67.5 • Now in its 12th season in the Holmes Center, ASU has posted a 108-52 record, good for a 67.5 winning clip.

70.3 • In his last 10 games, Isaac Butts has converted 70.3 percent of his field goal attempts. The senior has made 26-of-37 attempts in the span for 6.6 points per game.

1,660 • Between his two seasons at Charleston Southern (852 points) and season-plus at Appalachian, Carter has scored 1,660 points. He ranks 14th among active NCAA Division I players.

SOUTHERN CONFERENCE STANDINGS

North Division	SoCon		Overall	
	W	L	W	L
UNCG	9	5	11	15
Elon	8	6	13	12
Samford	7	7	10	15
Appalachian State	6	9	10	15
Chattanooga	4	10	10	17
Western Carolina	4	10	10	17

South Division	SoCon		Overall	
	W	L	W	L
Davidson	13	2	19	6
Georgia Southern	11	4	13	12
Wofford	9	6	16	11
College of Charleston	8	7	16	10
Furman	7	8	13	13
The Citadel	1	13	4	21

UPCOMING SCHEDULE (ALL TIMES EASTERN)

FEBRUARY 15 (WEDNESDAY)

*Chattanooga at Appalachian State	7 p.m.
*Samford at Davidson	7 p.m.
*College of Charleston at UNCG	7 p.m.
*Elon at Wofford	7 p.m.

FEBRUARY 16 (THURSDAY)

*The Citadel at Western Carolina	7 p.m.
----------------------------------	--------

FEBRUARY 18 (SATURDAY)

*The Citadel at Chattanooga	7 p.m.
*Western Carolina at Elon	Noon
*UNCG at Georgia Southern	7:30 p.m.
*Furman at Samford	5 p.m.

Sears BracketBusters

Winthrop at Appalachian State	2 p.m.
Wichita State at Davidson	Noon
College of Charleston at Kent State	TBA
Wofford at Charleston Southern	TBA

FEBRUARY 21 (TUESDAY)

*Wofford at UNCG	7 p.m.
------------------	--------

FEBRUARY 22 (WEDNESDAY)

*Appalachian State at The Citadel	7 p.m.
-----------------------------------	--------

FEBRUARY 23 (THURSDAY)

*Ga. Southern at Coll. of Charleston	7 p.m.
*Elon at Davidson	7 p.m.
*Chattanooga at Furman	7 p.m.
*Samford at Western Carolina	7 p.m.

FEBRUARY 25 (SATURDAY)

*Samford at Chattanooga	7 p.m.
*College of Charleston at The Citadel	Noon
*UNCG at Elon	7 p.m.
*Davidson at Georgia Southern	7 p.m.
*Appalachian State at Western Carolina	2 p.m.
*Furman at Wofford	2 p.m.

MARCH 2-5

SoCon Tournament at Asheville, N.C. (Asheville Civic Center)

• In addition to his effective inside game, Williamson has extended his range this season to knock down 9-of-16 three-pointers (56.3 percent).
 • **Nathan Healy** has drained 55.5 percent of his two-point shots on the season.

YOUTH MOVEMENT

• True freshmen **Tab Hamilton** and **Mike Neal** have played a big role for the Mountaineers this season.
 • Hamilton is shooting 40.1 percent from the floor and 37.5 percent from downtown to account for 7.8 points per game.
 • Neal made his first career start at North Carolina and notched 15 points on 6-of-12 shooting. He led ASU with three assists and boarded three rebounds as well.
 • The point guard averages 3.0 assists per game to accompany 7.2 points on 41.2 percent shooting. His 1.3 steals per game rank him 11th in the SoCon. His 1.1 assist-to-turnover ratio is also among the tops in the league.
 • The pair has combined for 29 starts, including the first time two true freshman have cracked the starting lineup together since 2004-05 (Jeremy Clayton and Doug McLaughlin-Williams).
 • Both players are in ASU's top five in total points on the season.

WILLIAMSON RANKS AMONG LEAGUE'S BEST

• **Andre Williamson** leads the Southern Conference with 1.5 blocks per game and stands third in shooting percentage (57.2).
 • The senior forward also stands fourth in rebounding (6.9 per game).
 • Williamson is one of two SoCon players to rank in the top four in both rebounding and blocked shots. (GSU's Eric Ferguson is the other)

YOUNG TRIO RUNS THE POINT

• Appalachian has featured three different young point guards this season in sophomores **G.J. Vilarino** and **Mitch Woods**, along with true freshman **Mike Neal**.
 • All three players have recorded at least five starts at the position this season and account for nearly half (141-314) of the team's assists.

• At least one of the three has dished out four or more assists in 13-of-25 games this year.
 • The team averages 12.6 assists per game, up from 10.5 last season.
 • Neal is on pace to be the first freshman since Donald Sims (2007-08) to lead ASU in assists on the season.

BENCH PRESS

• **Omar Carter** started 16 of ASU's first 17 games this season before moving to a role coming off the bench in the last eight contests.
 • In eight games as a reserve, the senior averages 11.8 points per game, compared to 12.3 in the starting five.
 • His replacement for the opening tip has been **Nathan Healy**, who has added 8.8 points and 4.5 rebounds as a starter in the last eight games. Healy notches 3.3 points and 2.8 rebounds off the bench in 16 games.
 • Another player adjusting well to a new role off the bench is senior center **Isaac Butts**. The big man scored 6.4 points with 5.3 rebounds in 10 starts on the season, but has improved to 7.3 points and 5.4 boards over the last 12 games.
 • The Apps average 22.6 bench points per game, including 25.9 points in the last eight.
 • **Andre Williamson** is the only ASU player to start all 25 games this season.

ASU TO HOST WINTHROP IN BRACKETBUSTER EVENT

• The 2012 BracketBuster pairings were announced on Jan. 30, with Winthrop slated to take on the Mountaineers in Boone on Feb. 18.
 • Four of ASU's previous five BracketBuster games have been decided by two or fewer points, including last year's 82-81 win at High Point.
 • ASU dropped a 65-63 decision at Winthrop in 2009, but is 4-1 all-time against the Eagles, including a 70-51 win in Nov. 2009 at the Holmes Center.
 • ASU is 3-2 in BracketBuster games.

DISHING DIMES

• ASU ranks eighth in the SoCon at 12.6 assists per game. Chattanooga leads the league at 14.9.

APPALACHIAN'S STATS IN ITS LAST THREE GAMES

	GP-GS	FG-FGA	PCT	3FG-FGA	PCT	FT-FTA	PCT	REB-AVG.	AST.	TO	BLK	STL	PTS/AVG
Neal	3-2	9-24	.375	2-6	.333	18-26	.692	7-2.3	8	4	1	4	38/12.7
Healy	3-3	12-19	.632	3-7	.429	2-2	1.000	8-2.7	2	1	2	4	29/9.7
Williamson	3-3	9-20	.450	0-0	.000	6-12	.500	14-4.7	2	9	3	1	24/8.0
Hamilton	3-3	7-18	.389	3-8	.375	6-7	.857	6-2.0	3	4	0	8	23/7.7
Vilarino	3-2	6-19	.316	0-3	.000	9-10	.900	11-3.7	1	2	0	1	21/7.0
Woods	3-1	6-11	.545	2-3	.667	5-8	.625	4-1.3	3	5	1	2	19/6.3
Butts	3-0	6-10	.600	0-0	.000	3-3	1.000	12-4.0	2	2	0	0	15/5.0
Hausley	3-0	5-7	.714	0-0	.000	5-6	.833	5-1.7	0	0	2	2	15/5.0
Carter	3-0	5-21	.238	3-8	.375	0-0	.000	11-3.7	7	2	0	1	13/4.3
Trice	2-1	2-6	.333	0-2	.000	1-4	.250	4-2.0	2	2	1	0	5/2.5
Okam	1-0	0-0	.000	0-0	.000	0-0	.000	0-0.0	0	0	0	0	0/0.0
Team								8-2.7					
Totals	3	67-155	.432	13-37	.351	55-78	.705	90-30.0	30	31	10	23	202/67.3
Opponents	3	75-172	.436	21-56	.375	46-66	.697	113-37.7	53	33	12	15	217/72.3

- Fifty-three percent (314-591) of ASU's field goals this season have been assisted, compared to 41.4 percent last season.
- All three of ASU's point guards have a 1.0 or better assist-to-turnover ratio on the season.
- **Mike Neal's** 3.0 assist average ranks him 11th in the SoCon and second among freshmen.

WOFFORD SURVIVES LATE RUN

- ASU all but erased a 15-point deficit in the second half, but came up just short in a 66-64 setback against the Terriers.
- Appalachian cut the WC lead to one point on two occasions and had the game's final possession but could not find the bottom of the net to change the outcome.
- **Mike Neal** led ASU in scoring for the second time on the week with 15 points to accompany three assists.
- Fellow freshman **Tab Hamilton** added 11 points on 3-of-6 shooting to accompany four rebounds and a career-high four steals.

ASU SINKS FREE THROWS TO PUSH PAST FURMAN

- While battling foul trouble of its own, Appalachian went to the line 38 times at Furman and knocked in 30 free throws to hold off the Paladins for a 79-69 road win.
- **Mike Neal** sank 12-of-14 free throws en route to a career-best 18 points. The freshman also led ASU with four assists and three steals.
- **G.J. Vilarino** chipped in a pair of career bests as well with 13 points and nine rebounds.
- ASU continued its second-half shooting swell, with a 56.5 field goal percentage after halftime.
- The Mountaineers turned the ball over just eight times in the game as well.

ELON DENIES SWEEP BID

- ASU fell behind 11-0 and never quite caught back up in an 82-59 setback at Elon.
- The loss snapped a seven-game winning streak against the division rival and denied ASU's bid for a season sweep.
- **Nathan Healy** led ASU in scoring for a third-straight game as he matched his career-best 14 points on 6-of-8 shooting. **Isaac Butts** hauled in 10 boards, but Elon owned a 38-28 advantage

- on the glass.
- ASU attempted to replicate its second-half performance from the season's first meeting, sinking 14-of-21 attempts after the intermission.
- **Petey Hausley** and **Mitch Woods** set season highs with eight points each off the bench.

CHARLESTON OVERCOMES REBOUND DEFICIT

- ASU owned a 46-32 advantage on the glass, but College of Charleston sank 11-of-26 three-pointers to down the Mountaineers.
- Despite 21 offensive rebounds, the Apps were unable to put the ball in the basket, shooting just 37.1 percent from the field and 3-of-19 from downtown in the 74-62 setback.
- CofC's two second-chance points (on eight offensive rebounds) were the fewest allowed by ASU all season.
- **Nathan Healy** led the Mountaineers in scoring for a second-straight game, with 12. The junior added eight boards, three assists, two blocks and a steal.

UNCG HANGS ON IN OVERTIME

- **Omar Carter** scored 19 points, and the Apps jumped out to a sizable first-half advantage before UNCG rebounded in the second period. It took a five-point run in the final minute to force the first overtime action for ASU of the season.
- The Spartans sank 9-of-12 free throws in the extra frame to win their fifth-straight game.
- **Andre Williamson** matched a career best with five blocked shots in the game. He added 13 points and eight boards.

FREE THROWS SEAL WIN OVER RIVAL CATAMOUNTS

- Western Carolina fouled ASU on eight-straight possessions in the game's final minutes, and five Mountaineers combined for a 16-of-16 mark at the charity stripe to secure an 84-72 victory.
- **Jamaal Trice** led five players in double figures with 21 points on 7-of-11 shooting. **Omar Carter** added 20 points (12-12 free throws) and nine rebounds, while **Andre Williamson** notched a double-double with 10 points and 11 boards.

STARTING FIVE

A look at the number of times a group has started together, and the team's record for each lineup.

Games	PG	G	G/F	F	F/C	Record
1-4	Woods	Trice	Carter	Williamson	Butts	2-2
5	Vilarino	Milum	Trice	Carter	Williamson	1-0
6-9	Vilarino	Trice	Carter	Williamson	Butts	1-3
10	Neal	Milum	Trice	Williamson	Okam	0-1
11	Neal	Milum	Carter	Williamson	Butts	1-0
12	Neal	Hamilton	Carter	Williamson	Butts	0-1
13-17	Neal	Hamilton	Trice	Carter	Williamson	2-3
18-23	Neal	Hamilton	Trice	Healy	Williamson	2-4
24	Vilarino	Woods	Hamilton	Healy	Williamson	1-0
25	Vilarino	Neal	Hamilton	Healy	Williamson	0-1

FRONT ENDS

Below is a look at ASU's conversion rates on the front end on 1-and-1s when in the bonus.

Player	FT-FTA	Pct
Butts	1-2	.500
Carter	7-14	.500
Hamilton	4-4	1.000
Hausley	2-2	1.000
Healy	1-1	1.000
Neal	2-5	.400
Okam	0-0	
Trice	1-3	.333
Vilarino	3-5	.600
Williamson	7-12	.583
Woods	2-2	1.000
Milum	2-2	1.000
TOTAL	31-51	.608
OPPONENTS	31-53	.585

RPI WATCH

Below is ASU's RPI ranking this season with the ranking for all of ASU's Division I opponents this season.

Team	RPI
Appalachian State	241
Campbell	171
Chattanooga	292
The Citadel	335
College of Charleston	114
Davidson	72
East Carolina	179
ETSU	187
Elon	232
Furman	247
Georgia Southern	200
Miami	35
Minnesota	61
North Carolina	8
Samford	259
Tennessee Tech	185
UNCG	231
Western Carolina	255
Winthrop	268
Wofford	189
Southern Conference	23

* RPI's are through games on Feb. 12, 2012

INJURY REPORT

Questionable
Andre Williamson - Back

LAST MEETING

APPALACHIAN 63
CHATTANOOGA 65

Jan. 7, 2012 • Chattanooga, Tenn.
The McKenzie Arena • 3,245

Chattanooga's Dontay Hampton rebounded an ASU miss and drove the length of the court to sink a layup with 0.8 seconds remaining and top Appalachian State University men's basketball, 65-63, on Saturday night at McKenzie Arena.

The Mountaineers (6-8, 2-2 SoCon) broke open a tight game with a 16-3 run early in the second half and took a solid 52-40 lead with 13 minutes to play. Tab Hamilton sank four of his six three-pointers during the stretch to pace the ASU attack.

UTC then chipped away at its deficit and cut the score to as few as two points with just over two minutes to play. Appalachian extended the advantage back to five points behind a three-point play from Omar Carter before the Mocs (8-9, 2-2) rallied to tie the game with a three-pointer and then a pair of free throws with 38 seconds left.

APPALACHIAN 63

Player	FG	3FG	FT	R	TP	A	MIN
Carter-F	8-20	1-7	2-4	7	19	5	33
Williamson-F	2-4	0-0	1-2	6	5	0	17
Hamilton-G	8-14	6-11	0-1	1	22	1	31
Trice-G	2-7	2-5	1-2	5	7	1	28
Neal-G	4-10	0-2	0-0	5	8	3	31
Vilarino	1-3	0-0	0-0	1	2	1	14
Healy	0-1	0-0	0-0	3	0	0	12
Woods	0-1	0-1	0-0	1	0	0	11
Hausley	0-2	0-0	0-0	5	0	0	23
Team				3			
Totals	25-62	9-26	4-9	37	63	11	200

	Half (34)	Final
FG%	.483 (14-29)	.403
3FG%	.308 (4-13)	.346
FT%	.500 (2-4)	.444

CHATTANOOGA 65

Player	FG	3FG	FT	R	TP	A	MIN
Stokes-F	2-3	0-0	0-0	3	4	2	12
Zlovaric-F	4-7	0-0	3-4	7	11	1	35
Burroughs-F	5-6	0-0	1-2	8	11	0	21
Bell-G	1-13	1-10	0-0	4	3	7	39
Taylor-G	7-15	2-3	3-3	1	19	1	36
Hampton	2-4	0-2	2-4	7	6	1	23
White	0-1	0-0	2-4	0	2	0	10
Mason	1-3	0-0	5-7	6	7	1	19
Bryant	1-1	0-0	0-1	1	2	0	5
Team				2	0	0	0
Totals	23-53	3-15	16-25	39	65	13	200

	Half (33)	Final
FG%	.519 (14-27)	.434
3FG%	.250 (2-8)	.200
FT%	.333 (3-9)	.640

Fouls: ASU 22 (Williamson, 5), UTC 13 (Hampton, 4). Turnovers: ASU 9 (Neal, 4), UTC 8 (Stokes, 4). Blocks: ASU 3 (Three, 1), UTC 1 (Mason). Steals: ASU 5 (Hamilton, 2), UTC 2 (Two, 1).

MOCS EARN LAST-SECOND WIN

- ASU never trailed by more than two points at Chattanooga, but that was the margin of victory for the Mocs, thanks to a last-second layup from Dontay Hampton.
- **Tab Hamilton** helped the Apps gain a 12-point lead in the second half as he drained six three-pointers en route to a career-best 22 points.
- **Omar Carter** added 19 points and led the team with seven rebounds and five assists.
- It was the 10th-straight home win between the division rivals.

'CANES TAKE ADVANTAGE OF ASU'S SHOOTING WOES

- ASU connected on 29 percent of its first-half shots as Miami worked up to a 39-24 halftime lead and never looked back in an 84-54 win.
- **Andre Williamson** was ASU's bright spot with a season-high 19 points on 8-of-11 shooting to accompany seven rebounds.
- The Mountaineers shot 35.1 percent for the game — their second lowest of the season — and converted 6-of-22 three-pointers.

APPS CHALLENGE HEELS

- Appalachian faced No. 5 North Carolina and its 20,000 fans in the Smith Center, and gave the Tar Heels some fits in a 97-82 setback.
- **Omar Carter** led the Mountaineers with 21 points and seven rebounds as ASU battled back from an early hole to pull within 34-30.
- ASU then rebounded from a 29-point hole in the second half to claw within 12 points on the strength of solid shooting and defense.
- Freshman **Mike Neal** and sophomore **Brian Okam** each made their first career starts in the game, while Rodney Milum earned a place in the starting five for the second time this season.
- Neal and classmate **Tab Hamilton** recorded a combined 26 points.

LATE GOPHER RUN DENIES ASU

- An **Omar Carter** three-pointer tied the game at 52-all with five minutes to play before Minnesota took off on an eight-point run to seal the 70-56 win at The Barn.
- Carter finished with 18 points and Rodney Milum connected on five three-pointers to score a career-high 16 points.
- **Isaac Butts** and **Andre Williamson** hauled in

eight boards each and combined for 11 points.

PRESEASON PROGNOSTICATIONS

- The Southern Conference coaches voted senior **Omar Carter** the league's Preseason Player of the Year. The early honor is well-deserved as the wing is the SoCon's top returning scorer from last season in addition to 5.8 rebounds per game, 40 assists and 26 steals.
- Both the league's coaches and media picked ASU to finish second in the North Division.

ASU ADDS TWO SIGNEES

- Head coach **Jason Capel** inked a pair of players in the early signing period for the 2012-13 season. The pair of forwards will help reload ASU's front court, which graduates three seniors after this season.
- **Arthur McMillan • F • 6-6**
Nashville, Tenn. (Lawson State/Morehead State)
- **Michael Obacha • F • 6-8**
Oak Ridge, N.C. (High Point Christian/Oak Ridge)

MEN'S BASKETBALL EXCELS IN THE CLASSROOM

- Since the NCAA Academic Progress Rate (APR) was introduced, Appalachian has been one of the most successful programs in the nation in exceeding the NCAA's academic benchmark.
- In each year the NCAA has released APR data, the Mountaineers have finished well above the NCAA benchmark score of 925.
- For 2005-06, ASU was one of only 13 public institutions to garner the award.
- The 2008-09 Apps posted the highest score in four years with a 980, placing the team in the top 30 percent of programs nationally.
- Below is a look at how ASU has fared in the APR in each year data was compiled. Also included for comparison are the average scores of all Division I schools and all Division I public universities.

Year	ASU	Division I	Public Univs.
2009-10	970	945	937
2008-09	980	940	931
2007-08	971	933	924
2006-07	972	938	928
2005-06	976	934	923
2004-05	991	927	917
2003-04	981	926	914

CAREER STATS VS. CHATTANOOGA

	GP-GS	FG-FGA	PCT	3FG-FGA	PCT	FT-FTA	PCT	REB-AVG.	AST.	TO	BLK	STL	PTS/AVG
Butts	5-4	12-16	.750	0-0	.000	4-6	.667	35-7.0	3	3	8	3	28/5.6
Carter	3-3	19-47	.404	4-15	.267	13-18	.722	25-8.3	9	5	1	0	55/18.3
Hamilton	1-1	8-14	.571	6-11	.545	0-1	.000	1-1.0	1	0	0	2	22/22.0
Hausley	3-1	9-18	.500	0-0	.000	0-0	.000	10-3.3	0	4	2	3	18/6.0
Healy	5-0	2-8	.250	1-4	.250	1-2	.500	9-1.8	2	2	1	1	6/1.2
Neal	1-1	4-10	.400	0-2	.000	0-0	.000	5-5.0	3	4	1	1	8/8.0
Trice	1-1	2-7	.286	2-5	.400	1-2	.500	5-5.0	1	1	0	0	7/7.0
Vilarino	1-0	1-3	.333	0-0	.000	0-0	.000	1-1.0	1	1	0	1	2/2.0
Williamson	7-3	15-21	.714	0-0	.000	5-6	.833	34-4.9	1	4	9	1	35/5.0
Woods	3-1	1-5	.200	0-4	.000	0-1	.000	7-2.3	7	3	0	2	2/0.7

CLUTCH FREE THROWS

Player	FT-FTA	Pct.	Last Attempts
Omar Carter	19-26	.731	2-2, down 72-69 at UNCG, 2:57 OT
Andre Williamson	6-10	.600	0-1, down 53-50 vs. Samford, 0:09
Jamaal Trice	6-8	.750	2-2, down 68-64 at UNCG, 1:23
Tab Hamilton	5-7	.714	1-2, up 73-66 at Furman, 1:04
Mike Neal	4-7	.571	2-2, up 67-59 at Furman, 2:40
Isaac Butts	1-2	.500	1-2, up 65-63 at Tenn. Tech, 0:19
G.J. Vilarino	2-4	.500	1-2, up 76-66 at Furman, 0:32
Rodney Milum	2-2	1.000	2-2, up 66-63 at Tenn. Tech, 0:02
TOTAL	45-66	.682	

* Final three minutes of regulation and OT when score is within 10 when player is fouled.

SEASON AND CAREER PERFORMANCES

2011-12		Career	2011-12		Career
DOUBLE-DIGIT SCORING GAMES			10+ REBOUND GAMES		
Omar Carter	14 (7-7)	40 (21-19)	Isaac Butts	3 (1-2)	27 (20-7)
Isaac Butts	7 (3-4)	37 (24-13)	Andre Williamson	3 (3-0)	11 (6-5)
Andre Williamson	15 (7-8)	34 (18-16)	Omar Carter	2 (2-0)	5 (4-1)
Jamaal Trice	10 (5-5)	10 (5-5)	Petey Hausley		1 (1-0)
Nathan Healy	5 (2-3)	9 (2-7)	Nathan Healy		1 (1-0)
Petey Hausley		7 (4-3)	7+ ASSIST GAMES		
Tab Hamilton	8 (3-5)	8 (3-5)	Mitch Woods	1 (1-0)	2 (1-1)
Mike Neal	6 (4-2)	6 (4-2)	Mike Neal	1 (0-1)	1 (0-1)
G.J. Vilarino	2 (2-0)	2 (2-0)	Nathan Healy		1 (1-0)
20+ POINT GAMES			DOUBLE-DOUBLES		
Omar Carter	4 (3-1)	14 (11-3)	Isaac Butts	2 (1-1)	18 (14-4)
Jamaal Trice	3 (2-1)	3 (2-1)	Andre Williamson	3 (3-0)	7 (5-2)
Andre Williamson	1 (0-1)	2 (1-1)	Omar Carter	2 (2-0)	5 (4-1)
Isaac Butts		1 (1-0)	Petey Hausley		1 (1-0)
Tab Hamilton	1 (0-1)	1 (0-1)	5+ THREE-POINTER GAMES		
30+ POINT GAMES			Omar Carter		2 (2-0)
Omar Carter		1 (1-0)	Jamaal Trice	2 (1-1)	2 (1-1)
5+ STEAL GAMES			Tab Hamilton	1 (0-1)	1 (0-1)
			4+ BLOCK GAMES		
			Andre Williamson	3 (2-1)	9 (4-5)
			Isaac Butts		5 (2-3)

(ASU's record in games in parenthesis)

BY HALVES

	Appalachian	Opponents
Most first-half points	46, 11/11	48, 12/17
Most second half-points	52, 1/28	49, 12/17
Most overtime points*	9, 1/26	13, 1/26 *single OT period
Fewest first-half points	17, 11/22	21, 11/11
Fewest second-half points	24, 12/10	22, 12/10

Scoring By Period	1st Half (Avg.)	2nd Half (Avg.)	OT (Avg.)	Total
Appalachian	788 (31.5)	895 (35.8)	9 (9.0)	1692
Opponents	829 (33.2)	908 (36.3)	13 (13.0)	1750

SCORING MARGIN

Margin	1	2	3	4	5	6	7	8	9	10	11	12	13	14	15	16	17+
Wins	*	*	1	*	2	1	*	*	*	1	*	1	*	1	1	*	2
Losses	1	2	*	2	*	*	*	*	*	1	2	1	1	1	*	4	

CURRENT PLAYERS IN THE ASU CAREER RECORD BOOK

FIELD-GOAL PERCENTAGE

1. .690 (412-597)	Ricky Nedd	1990-94
2. .614 (286-466)	Donte Minter	2006-07
3. .598 (339-567)	Isaac Butts	2007-
.598 (522-873)	Kareem Livingston	1994-98
5. .591 (366-619)	Josh Shehan	1999-03
6. .585 (560-958)	Charles Payton	1979-82
7. .580 (244-421)	Cedrick Holmes	1998-00
8. .577 (523-906)	Sam Gibson	1988-90
9. .568 (406-715)	Jeremy Clayton	2004-07
10. .544 (395-726)	Rod Davis	1983-86
.542 (285-526)	Andre Williamson	2008-

REBOUNDS

1. 1,108	Wayne Duncan	1962-65
2. 1,097	Rick Howe	1958-61
3. 974	Charles Payton	1978-82
4. 926	Mel Hubbard	1975-79
5. 860	Bob Campbell	1953-56
6. 855	Allan Price	1966-69
7. 840	Chad McClendon	1991-95
8. 783	Dave Abernathy	1954-57
9. 774	Jeremy Clayton	2004-08
10. 739	Isaac Butts	2007-
680	Andre Williamson	2008-

BLOCKS

1. 220	Jeremy Clayton	2004-08
2. 193	Ricky Nedd	1990-94
3. 165	Kareem Livingston	1994-98
4. 154	Andre Williamson	2008-
5. 118	Steve Spurlock	1989-92
6. 105	Sam Gibson	1987-90
7. 95	Chris McFarland	2001-05
8. 89	Isaac Butts	2007-
9. 77	Donte Minter	2006-08
10. 73	Chad McClendon	1991-95

THREE-POINT FIELD-GOAL PERCENTAGE

1. .445 (65-146)	Graham Bunn	2001-03
2. .433 (189-437)	Kemp Phillips	1986-90
3. .427 (103-241)	Rufus Leach	1999-2000
4. .419 (113-270)	Ed Ward	1987-91
5. .415 (68-164)	Shawn Alexander	1998-2001
6. .405 (358-883)	Donald Sims	2007-11
7. .400 (68-170)	Darryl Person	1986-88
8. .390 (170-436)	Tige Darner	1995-98
9. .389 (211-543)	Billy Ross	1989-93
10. .388 (155-400)	Kellen Brand	2006-10
.361 (65-180)	Omar Carter	2010-

MISCELLANEOUS STATS

Leading Scorer

Carter	9
Trice	7
Williamson	4
Healy	3
Neal	3
Butts	1
Hamilton	1
Milum	1

Leading Rebounder

Williamson	13
Carter	7
Butts	6
Healy	2
Okam	1
Vilarino	1

Leader in Assists

Neal	12
Carter	7
Woods	5
Vilarino	3
Williamson	2
Healy	1

20-Pt Scoring Games

Carter	4
Trice	3
Hamilton	1
Williamson	1

30-Pt Scoring Games

First Substitutions

Butts	6
Carter	5
Woods	4
Healy	2
Hamilton	1
Okam	1
Trice	1
Milum	5

Three-Point Plays

Appalachian	23/46
Opponents	35/52
Healy	4/4
Butts	3/5
Williamson	3/5
Carter	2/8
Hamilton	2/2
Neal	2/7
Trice	2/5
Vilarino	2/4
Woods	2/3
Hausley	0/2
Milum	1/1

Four-Point Plays

Appalachian	1/4
Opponents	1/1
Carter	0/1
Hamilton	1/2
Neal	0/1

5-Second violations

Appalachian	5
Opponents	2

Shot Clock Violations

Appalachian	4
Opponent	2

Technical Fouls

Appalachian	5
Opponents	4

First-half Timeouts

Appalachian	29
Opponents	20

Jump Balls Controlled

Appalachian	11/26
Opponents	15/26

Williamson	11/26
------------	-------

First to Score

Appalachian	9
Opponents	16

First to Score for ASU

Williamson	8
Carter	5
Trice	5
Healy	2
Butts	1
Hamilton	1
Vilarino	1
Woods	1
Milum	1

How ASU Scored First Points

3-Pointer	8
Jumper	7
Layup	7
Free throw	3
Tip-in	
Hook	
Dunk	

Runs of 8-0 or more

Appalachian	24
Opponents	27

Runs of 10-0 or more

Appalachian	7
Opponents	12

Largest Run

Appalachian	11, Four times
Opponents	12, 12/17

DEFICITS OVERCOME

Below is a look at ASU and its opponents' largest deficits overcome to tie the game or take a lead as well as the time needed to overcome the deficit.

	ASU Trailed By	Time to Tie	Opponent Trailed By	Time to Tie
Lees-McRae	NA	NA	NA	NA
ETSU	NA	NA	NA	NA
Tennessee Tech	8	4:16	8	2:41
East Carolina	NA	NA	NA	NA
Milligan	1	0:16	8	6:07
UNCG	7	1:15	4	0:48
Ga. Southern	NA	NA	NA	NA
Minnesota	10	8:24	5	2:49
ETSU	NA	NA	NA	NA
North Carolina	2	0:26	NA	NA
Campbell	12	7:24	7	0:57
Miami	1	0:27	3	1:38
Samford	12	6:06	NA	NA
Chattanooga	2	0:32	12	13:16
Furman	10	6:32	2	0:24
Davidson	10	19:17	1	0:30
Wofford	7	9:01	2	0:31
Western Carolina	8	2:42	14	6:26
UNCG	7	3:51	17	14:46
Elon	2	0:28	6	1:49
Samford	8	2:32	7	3:48
Coll. of Charleston	4	1:03	1	0:30
Elon	NA	NA	NA	NA
Furman	9	3:58	4	1:25
Wofford	5	3:27	2	0:31
Chattanooga				
Winthrop				
The Citadel				
Western Carolina				

THE LAST TIME IT HAPPENED ...

ASU SCORING

Less than 50 points	48	vs. ETSU, L 65-48, 12/10/11
50-59 points	59	at Elon, L 82-59, 2/6/12
60-69 points	64	vs. Wofford, L 66-64, 2/11/12
70-79 points	79	at Furman, W 79-69, 2/9/12
80-89 points	81	vs. Elon, W 81-66, 1/28/12
90-99 points	90	vs. Lees-McRae, W 90-61, 11/11/11
100+ points	101	vs. Montreat, W 101-71, 11/16/10

OPPONENT SCORING

Less than 50 points	44	vs. Lees-McRae, W 77-44, 11/17/09
50-59 points	53	vs. Samford, L 53-52, 2/2/12
60-69 points	66	vs. Wofford, L 66-64, 2/11/12
70-79 points	74	vs. Charleston, L 74-62, 2/4/12
80-89 points	82	at Elon, L 82-59, 2/6/12
90-99 points	97	at North Carolina, L 97-82, 12/17/11
100+ points	108	at UNCW, LOT 101-108, 11/14/08

ASU FIELD GOAL PCT.

Less than 20 percent	NA	
20-29 percent	.288 (15-52)	vs. Wofford, L, 56-51, 3/8/10
30-39 percent	.371 (26-70)	vs. Charleston, L 74-62, 2/4/12
40-49 percent	.400 (20-50)	vs. Wofford, L 66-64, 2/11/12
50-59 percent	.545 (30-55)	vs. Elon, W 81-66, 1/28/12
60-69 percent	.600 (30-50)	at W. Carolina, W 89-77, 2/6/10
70 percent or higher	.710 (44-62)	vs. Tenn. Wesleyan, W 112-48, 12/30/99

OPPONENT FIELD GOAL PCT.

Less than 20 percent	.149 (7-47)	vs. Piedmont, W 92-36, 12/8/03
20-29 percent	.281 (18-64)	vs. Charleston, W 77-54, 3/7/10
30-39 percent	.362 (17-47)	vs. Samford, L 53-52, 2/2/12
40-49 percent	.455 (25-55)	vs. Wofford, L 66-64, 2/11/12
50-59 percent	.538 (28-52)	at Wofford, L 73-61, 1/19/12
60-69 percent	.618 (34-55)	at The Citadel, L, 91-67, 1/20/11
70 percent or higher	.723 (34-47)	vs. Chattanooga, L 67-98, 3/6/03

ASU THREE-POINT FIELD GOAL PCT.

Less than 10 percent	.083 (1-12)	vs. Wofford, L 69-56, 3/5/11
10-19 percent	.158 (3-19)	vs. Charleston, L 74-62, 2/4/12
20-29 percent	.250 (3-12)	at Furman, W 79-69, 2/9/12
30-39 percent	.308 (4-13)	vs. Wofford, L 66-64, 2/11/12
40-49 percent	.450 (9-20)	vs. Davidson, L 83-79, 1/14/12
50-59 percent	.500 (6-12)	at Elon, L 82-59, 2/6/12
60 percent or higher	.692 (9-13)	at High Point, W 82-81, 2/19/11

OPPONENT THREE-POINT FG PCT.

Less than 10 percent	.056 (1-18)	at Longwood, W 85-59, 1/31/05
10-19 percent	.160 (4-25)	vs. Samford, L 53-52, 2/2/12
20-29 percent	.294 (5-17)	at UNCG, LOT 77-73, 1/26/12
30-39 percent	.300 (6-20)	at Furman, W 79-69, 2/9/12
40-49 percent	.438 (7-16)	vs. Wofford, L 66-64, 2/11/12
50-59 percent	.500 (8-16)	at Ga. Southern, L 73-62, 12/3/11
60 percent or higher	.667 (2-3)	vs. ETSU, L 65-48, 12/10/11

ASU FREE THROW PCT.

Less than 50 percent	.455 (5-11)	at Elon, L 82-59, 2/6/12
50-59 percent	.536 (15-28)	vs. Elon, W 81-66, 1/28/12
60-69 percent	.690 (20-29)	vs. Wofford, L 66-64, 2/11/12
70-79 percent	.789 (30-38)	at Furman, W 79-69, 2/9/12
80-89 percent	.875 (7-8)	vs. Charleston, L 74-62, 2/4/12
90-99 percent	.909 (10-11)	at The Citadel, L, 91-67, 1/20/11
100 percent	1.000 (9-9)	vs. Chattanooga, W 80-74, 2/25/10

ASU REBOUNDS

Less than 20 rebounds	18	vs. Chattanooga, L 49-74, 2/21/04
20-29 rebounds	25	vs. Wofford, L 66-64, 2/11/12
30-39 rebounds	37	at Furman, W 79-69, 2/9/12
40-49 rebounds	46	vs. Charleston, L 74-62, 2/4/12
50-59 rebounds	50	vs. Milligan, W 81-58, 11/26/11
60 or more rebounds	63	at UNCW, LOT 101-108, 11/14/08

OPPONENT REBOUNDS

Less than 20 rebounds	17	vs. Samford, W 82-68, 2/27/10
20-29 rebounds	26	vs. Furman, W 56-50, 1/12/12
30-39 rebounds	39	vs. Wofford, L 66-64, 2/11/12
40-49 rebounds	40	at UNCG, LOT 77-73, 1/26/12
50-59 rebounds	51	vs. San Jose State, L 62-64, 11/16/07
60 or more rebounds	NA	

ASU ASSISTS

Less than 5 assists	3	vs. The Citadel, W 71-61, 3/6/10
5-10 assists	9	vs. Wofford, L 66-64, 2/11/12
10-15 assists	12	at Furman, W 79-69, 2/9/12
16-20 assists	16	vs. UNCG, W 78-64, 12/1/11
21-25 assists	25	vs. Milligan, W 113-91, 12/17/09
26-30 assists	28	vs. Milligan, W 112-47, 12/30/08
31 or more assists	31	vs. Montreat, W 105-57, 1/14/06

OPPONENT ASSISTS

Less than 5 assists	3	vs. Davidson, W 78-70, 2/10/01
5-10 assists	9	vs. Samford, L 53-52, 2/2/12
11-15 assists	14	at Furman, W 79-69, 2/9/12
16-20 assists	18	vs. Wofford, L 66-64, 2/11/12
21-25 assists	21	at Elon, L 82-59, 2/6/12
26-30 assists	27	at Georgetown, L 89-60, 12/12/10
31 or more assists	32	at North Carolina, L 64-87, 1/17/98

ASU BLOCKS

0 blocks	0	vs. Samford, L 53-52, 2/2/12
1-5 blocks	5	vs. Wofford, L 66-64, 2/11/12
6-10 blocks	6	vs. W. Carolina, W 84-72, 1/21/12
11-15 blocks	12	vs. Lees-McRae, W 90-61, 11/11/11

OPPONENT BLOCKS

0 blocks	0	vs. Chattanooga, W 78-68, 2/12/11
1-5 blocks	4	at Furman, W 79-69, 2/9/12
6-10 blocks	7	vs. Wofford, L 66-64, 2/11/12
11-15 blocks	12	vs. Kentucky, L, 93-69, 12/20/08

ASU STEALS

0 steals	0	at Wofford, W 77-76, 12/7/09
1-5 steals	4	vs. Charleston, L 74-62, 2/4/12
6-10 steals	9	vs. Wofford, L 66-64, 2/11/12
11-15 steals	12	vs. Milligan, W 81-58, 11/26/11
15+ steals	15	vs. Lees-McRae, W 90-61, 11/11/11

OPPONENT STEALS

0 steals	NA	
1-5 steals	3	vs. Wofford, L 66-64, 2/11/12
6-10 steals	8	at Elon, L 82-59, 2/6/12
11-15 steals	11	vs. ETSU, L 65-48, 12/10/11
15+ steals	18	at ETSU, L 81-68, 11/15/11

HEAD COACH
JASON CAPEL
UNC, 2002
26-30
SECOND SEASON



COACHING EXPERIENCE

2009-10 Appalachian State
Assistant Coach
2010- pres. Appalachian State
Head Coach

PLAYING EXPERIENCE

High School

1993-94 Greensboro (N.C.) Day School
1994-96 Chesapeake (Va.) Indian River HS
1996-98 St. John's at Prospect Hall (Md.)

College

1998-2002 North Carolina
B.A., Communication

Professional

2002-04 Fayetteville Patriots
NBDL
2004-05 Kariya Aishin Sea Horses
JBL - Japan
2005-06 BT Roseto
Serie A - Italy
2006 Air Avellino
Serie A - Italy
2007 KK Crvena Zvezda Beograd
A-League - Serbia

EDUCATION

2002 North Carolina
B.A., Communication

PERSONAL INFORMATION

Birthdate Jan. 15, 1980
Hometown Fayetteville, N.C.

NOTING COACH CAPEL

- Hired as ASU's 15th head men's basketball coach on April 21, 2010.
- At 30 years, three months and six days old, Capel became the youngest head coach in NCAA Division I when he was hired. The distinction was taken over by Robert Morris' Andrew Toole two weeks later.
- Capel became the first ASU coach to win double-figure Southern Conference games in his first year (dating back to 1972).
- He is just the fourth ASU coach to post a .500 winning percentage in his first season at the helm.

HOLMES CONVOCATION CENTER

CAPACITY: 8,350
OPENED: NOVEMBER 2000

HOLMES CENTER TEAM RECORDS

MOST POINTS			
ASU	113	Milligan	Dec. 17, 2010
Opp.	108	Coll. of Charleston	Feb. 15, 2003

FEWEST POINTS			
ASU	48	ETSU	Dec. 10, 2011
Opp.	36	Piedmont	Dec. 8, 2003

MOST FIELD GOALS			
ASU	42	North Greenville	Nov. 13, 2006
	42	Montreat	Jan. 14, 2006
Opp.	38	Gardner-Webb	Jan. 15, 2003

MOST FIELD GOAL ATTEMPTS			
ASU	81	UNC Greensboro	Jan. 11, 2003
	81	North Greenville	Nov. 13, 2006
Opp.	84	East Tennessee State	Jan. 6, 2003

HIGHEST FIELD GOAL PERCENTAGE			
ASU	.672 (39-58)	Ga. Southern	Feb. 13, 2010
Opp.	.603 (35-58)	Tennessee Tech	Nov. 27, 2004

MOST THREE-POINT FIELD GOALS			
ASU	17	The Citadel	Jan. 27, 2007
Opp.	17	Charlotte	Nov. 25, 2002

FEWEST THREE-POINT FIELD GOALS			
ASU	1	Georgia Southern	Feb. 2, 2004
Opp.	1	East Tennessee State	Feb. 23, 2002
	1	Milligan	Dec. 30, 2008

MOST THREE-POINT FIELD GOAL ATTEMPTS			
ASU	42	The Citadel	Feb. 3, 2005
Opp.	45	Charlotte	Nov. 25, 2002

HIGHEST THREE-POINT FIELD PERCENTAGE			
ASU	.667 (10-15)	Elon	Jan. 8, 2009
Opp.	.688 (11-16)	North Carolina	Nov. 17, 2000

HCC ATTENDANCE RECORDS

LARGEST CROWDS			
1.	8,350	Davidson	Jan. 12, 2009
2.	8,325	North Carolina	Nov. 17, 2000
3.	5,373	Davidson	Feb. 22, 2003
4.	5,343	Charlotte	Nov. 25, 2002
5.	5,109	Western Carolina	Feb. 22, 2005
6.	5,075	Western Carolina	Jan. 23, 2010
7.	5,011	UNC Greensboro	Feb. 22, 2007
8.	4,055	Elon	Jan. 13, 2007
9.	3,949	Davidson	Feb. 2, 2002
10.	3,893	The Citadel	Feb. 1, 2003
11.	3,891	Western Carolina	Feb. 13, 2004
12.	3,743	Georgia Southern	Jan. 19, 2008
13.	3,731	East Tennessee St.	Jan. 24, 2004
14.	3,716	The Citadel	Jan. 27, 2007
15.	3,697	Western Carolina	Feb. 3, 2003

LARGEST SoCon GAME CROWDS			
1.	8,350	Davidson	Jan. 12, 2009
2.	5,373	Davidson	Feb. 22, 2003
3.	5,109	Western Carolina	Feb. 22, 2005
4.	5,074	Western Carolina	Jan. 23, 2010
5.	5,011	UNC Greensboro	Feb. 22, 2007

LARGEST NON-CONFERENCE GAME CROWDS			
1.	8,325	North Carolina	Nov. 17, 2000
2.	5,343	Charlotte	Nov. 25, 2002
3.	3,437	Ark.-Little Rock	Nov. 18, 2005
4.	3,351	East Carolina	Nov. 19, 2001
5.	3,210	Charlotte	Nov. 19, 2008


ASU'S RECORD AT THE HOLMES CENTER

Season	Overall	Pct.	SoCon	Pct.
2000-01	6-8	.429	4-4	.500
2001-02	7-6	.538	2-6	.250
2002-03	12-2	.857	6-2	.750
2003-04	4-7	.364	1-7	.125
2004-05	13-1	.929	7-1	.875
2005-06	8-4	.667	4-3	.571
2006-07	12-1	.923	8-1	.889
2007-08	9-4	.692	8-2	.800
2008-09	7-7	.500	4-6	.400
2009-10	14-4	.778	7-2	.778
2010-11	9-3	.750	6-3	.667
2011-12	7-5	.583	4-4	.500
Total	108-52	.675	61-41	.598

RADIO / TV ROSTER

Tab Hamilton

G • 6-3 • 175 • Fr.



PPG	7.8	RPG	1.4	APG	0.7
FG%	.401	3FG	.375	FT%	.784

G.J. Vilarino


G • 6-1 • 185 • So.



PPG	4.0	RPG	1.9	APG	1.5
FG%	.341	3FG	.105	FT%	.575

Nathan Healy


F • 6-7 • 220 • Jr.



PPG	5.1	RPG	3.3	APG	1.0
FG%	.459	3FG	.286	FT%	.846

Jamaal Trice


G/F • 6-6 • 230 • Jr.



PPG	10.3	RPG	2.8	APG	0.8
FG%	.404	3FG	.381	FT%	.658

Omar Carter


G • 6-5 • 215 • Sr.



PPG	12.1	RPG	6.0	APG	2.1
FG%	.405	3FG	.318	FT%	.654

Mike Neal

G • 6-2 • 170 • Fr.



PPG	7.2	RPG	2.1	APG	3.0
FG%	.412	3FG	.357	FT%	.621

Brian Okam


C • 7-0 • 260 • RSo.



PPG	0.3	RPG	1.6	BPG	0.5
FG%	.167	3FG	.000	FT%	.500

Isaac Butts


C • 6-10 • 290 • RSr.



PPG	6.9	RPG	5.4	BPG	0.5
FG%	.629	3FG	.000	FT%	.682

Mitch Woods


G • 6-3 • 210 • So.



PPG	1.8	RPG	0.8	APG	1.4
FG%	.366	3FG	.250	FT%	.600

Andre Williamson

F • 6-7 • 240 • Sr.



PPG	9.8	RPG	6.9	BPG	1.5
FG%	.572	3FG	.563	FT%	.566

Petey Hausley

F • 6-6 • 240 • Sr.



PPG	2.7	RPG	2.1	BPG	0.5
FG%	.444	3FG	.000	FT%	.429

CAREER HIGH QUICK REFERENCE

CATEGORY	BUTTS	CARTER	HAMILTON	HAUSLEY
Points	22, vs. Lees-McRae (11/17/09)	35, at Tulsa (11/12/10)	22, at Chattanooga (1/7/12)	17, at High Point (2/19/11)
Field Goals	11, vs. Lees-McRae (11/17/09)	10, Four times	8, at Chattanooga (1/7/12)	6, Three times
Field Goal Attempts	13, Two times	20, at Chattanooga (1/7/12)	14, at Chattanooga (1/7/12)	10, Four times
3-Point Field Goals		5, Two times	6, at Chattanooga (1/7/12)	
3-Point Field Goal Att.		8, vs. Ga. Southern (1/8/11)	11, at Chattanooga (1/7/12)	
Free Throws	6, at ETSU (11/15/11)	12, Two times	6, at North Carolina (12/17/11)	5, at High Point (2/19/11)
Free Throw Attempts	7, vs. Davidson (1/14/12)	15, at UNCG (1/26/12)	6, at North Carolina (12/17/11)	8, at High Point (2/19/11)
Rebounds	19, at Ga. Southern (2/2/09)	12, Two times	4, Two times	10, at High Point (2/19/11)
Assists	4, Two times	5, at Chattanooga (1/7/12)	2, Three times	1, Six times
Steals	3, Two times	4, vs. Lees-McRae (11/11/11)	4, vs. Wofford (2/11/12)	2, Two times
Blocks	5, Three times	1, Eleven times	2, vs. Lees-McRae (11/11/11)	2, Three times
CATEGORY	HEALY	NEAL	OKAM	TRICE
Points	14, Four times	18, at Furman (2/9/12)	4, vs. ETSU (12/10/11)	27, vs. East Carolina (11/22/11)
Field Goals	6, Two times	6, at North Carolina (12/17/11)	1, vs. ETSU (12/10/11)	8, vs. East Carolina (11/22/11)
Field Goal Attempts	13, vs. Charleston (2/4/12)	12, at North Carolina (12/17/11)	2, vs. Lees-McRae (11/11/11)	15, vs. Charleston (2/4/12)
3-Point Field Goals	3, vs. ETSU (12/24/10)	2, Five times		5, Two times
3-Point Field Goal Att.	5, at Wofford (1/19/12)	5, vs. Samford (2/2/12)		9, at Tenn. Tech (11/19/11)
Free Throws	5, Two times	12, at Furman (2/9/12)	2, vs. ETSU (12/10/11)	6, Four times
Free Throw Attempts	6, Two times	14, at Furman (2/9/12)	2, Two times	9, vs. East Carolina (11/22/11)
Rebounds	11, vs. Milligan (12/30/10)	5, Three times	7, vs. ETSU (12/10/11)	6, at Samford (1/5/12)
Assists	4, vs. Milligan (12/30/10)	7, at Miami (12/30/11)	1, Three times	3, at Tenn. Tech (11/19/11)
Steals	4, vs. Milligan (12/30/10)	4, vs. Lees-McRae (11/11/11)	1, at Minnesota (12/6/11)	2, Four times
Blocks	3, at Samford (1/5/12)	3, vs. Campbell (12/22/11)	2, at North Carolina (12/17/11)	1, Five times
CATEGORY	VILARINO	WILLIAMSON	WOODS	
Points	13, at Furman (2/9/12)	20, Two times	8, at Elon (2/6/12)	
Field Goals	4, vs. Milligan (11/26/11)	8, Three times	3, at Elon (2/6/12)	
Field Goal Attempts	10, at Furman (2/9/12)	13, at W. Carolina (1/15/11)	6, Two times	
3-Point Field Goals	1, Two times	2, Two times	1, Six times	
3-Point Field Goal Att.	2, Four times	3, Two times	3, Two times	
Free Throws	7, at Furman (2/9/12)	12, vs. Lees-McRae (11/11/11)	3, Three times	
Free Throw Attempts	8, at Furman (2/9/12)	14, vs. Lees-McRae (11/11/11)	6, at Tulsa (11/12/10)	
Rebounds	9, at Furman (2/9/12)	18, vs. Milligan (11/26/11)	8, at Mississippi St. (11/19/10)	
Assists	5, vs. Milligan (11/26/11)	4, Two times	7, Two times	
Steals	2, vs. Campbell (12/22/11)	3, vs. Lees-McRae (11/11/11)	2, vs. Chattanooga (2/12/11)	
Blocks		5, Two times	2, vs. Lees-McRae (11/11/11)	
CATEGORY	SCHOOL RECORD	TEAM SEASON HIGH		
Points	56, Stan Davis (1/24/74)	27, Trice (11/22/11)		
Field Goals	25, Stan Davis (1/24/74)	9, Carter (12/1/11)		
Field Goal Attempts	42, Stan Davis (1/24/74)	20, Carter (1/7/12)		
3-Point Field Goals	10, Nate Cranford (1/6/07)	6, Hamilton (1/7/12)		
3-Point Field Goal Att.	20, Donald Sims (1/19/10)	11, Hamilton (1/7/12)		
Free Throws	23, John Pyecha (2/9/55)	12, Four times		
Free Throw Attempts	26, John Pyecha (2/9/55)	15, Carter (1/26/12)		
Rebounds	24, Larry Dudas (2/26/72)	18, Williamson (11/26/11)		
Assists	14, Tyson Patterson (11/27/99)	7, Woods and Neal		
Steals	9, D.J. Thompson (2/22/07)	4, Three times		
Blocks	8, R. Nedd & J. Clayton	5, Williamson (1/26/12)		



32
ISAAC BUTTS
R-SENIOR • CENTER
6-10 • 290
MILLEDGEVILLE, GA.
GEORGIA MILITARY COLLEGE PREP

Games played:	22
Minutes/game:	20.0
Points/game:	6.9
FG Pct:	62.9
FT Pct:	68.2
Rebounds/game:	5.4
Assists/game:	0.6
Turnovers/game:	1.9
Assist/turnover ratio:	0.3
Steals/game:	0.3
Blocks/game:	0.5

BUTTS' HIGHS

Points	
Career 22	vs. Lees-McRae (11/17/09)
Season 18	vs. Milligan (11/26/11)
Field Goals	
Career 11	vs. Lees-McRae (11/17/09)
Season 8	vs. Milligan (11/26/11)
Field Goal Attempts	
Career 13	vs. ETSU (12/13/08)
	vs. Milligan (12/17/09)
Season 12	vs. Milligan (11/26/11)
Free Throws	
Career 6	at ETSU (11/15/11)
Season 6	at ETSU (11/15/11)
Free Throw Attempts	
Career 7	vs. Davidson (1/14/12)
Season 7	vs. Davidson (1/14/12)
Rebounds	
Career 19	at Georgia Southern (2/2/09)
Season 13	vs. Milligan (11/26/11)
Assists	
Career 4	vs. Furman (2/21/08)
	vs. Milligan (12/17/09)
Season 3	vs. Coll. of Charleston (2/4/12)
Steals	
Career 3	vs. Tennessee Tech (2/20/10)
	at Elon (2/22/10)
Season 1	Seven times
Blocks	
Career 5	Three times
Season 2	Three times

- Hauled in 10 rebounds with four points on 2-of-2 shooting in 17 minutes at Elon.
- Scored 10 points with seven rebounds and three assists against College of Charleston. Added a season-high three assists.
- Sank both field goal attempts for five points to accompany eight rebounds against Samford.
- Notched 11 points on 4-of-5 shooting with four boards and a block off the bench against WCU.
- Returned from three-game suspension with 10 points and nine boards against Davidson. Sank four of a career-high seven free throw attempts.
- Scored four points with four rebounds before fouling out after 21 minutes at North Carolina.

- Added nine points on 4-of-6 shooting with eight rebounds at Minnesota.
- Fouled out with 11 points on 5-of-6 shooting with five rebounds at Georgia Southern.
- Scored 10 points on 4-of-6 shooting with seven rebounds against UNCG.
- Tallied a double-double with season highs in points (18) and rebounds (13) against Milligan.
- Notched his first double-double of the season and the 17th of his career with 10 points and 11 rebounds at ETSU. Was a perfect 6-of-6 from the foul line.
- Made his return against Lees-McRae after missing the 2010-11 season to injury. Scored eight points with five rebounds and two blocks in 18 minutes.

2011-12 GAME-BY-GAME

Opponent	Date	GS	Min	FG	FGA	Pct	3FG	3FGA	Pct	FT	FTA	Pct	Off	Def	Tot	Avg	PF	FO	A	TO	Blk	Stl	Pts	Avg	
LEES-MCRAE	11/11/11	*	18	4	6	.667	0	0	.000	0	0	.000	2	3	5	5.0	3	0	0	3	2	0	8	8.0	
at ETSU	11/15/11	*	31	2	6	.333	0	0	.000	6	6	1.000	6	5	11	8.0	4	0	0	4	2	1	10	9.0	
at Tennessee Tech	11/19/11	*	21	2	2	1.000	0	0	.000	2	4	.500	4	3	7	7.7	4	0	1	5	0	0	6	8.0	
vs East Carolina	11/22/11	*	24	2	2	1.000	0	0	.000	0	0	.000	1	1	2	6.3	3	0	0	2	2	1	4	7.0	
MILLIGAN	11/26/11		24	8	12	.667	0	0	.000	2	6	.333	7	6	13	7.6	3	0	0	2	0	1	18	9.2	
UNCG	12/01/11	*	34	4	6	.667	0	0	.000	2	2	1.000	2	5	7	7.5	3	0	1	2	1	0	10	9.3	
at Georgia Southern	12/03/11	*	19	5	6	.833	0	0	.000	1	1	1.000	3	2	5	7.1	5	1	0	3	0	0	11	9.6	
at Minnesota	12/06/11	*	37	4	6	.667	0	0	.000	1	2	.500	5	3	8	7.3	3	0	1	2	0	1	9	9.5	
ETSU	12/10/11	*	20	0	0	.000	0	0	.000	0	0	.000	0	2	2	6.7	5	1	0	2	1	0	0	8.4	
at North Carolina	12/17/11		21	1	5	.200	0	0	.000	2	2	1.000	2	2	4	6.4	5	1	0	2	0	0	4	8.0	
CAMPBELL	12/22/11	*	15	3	5	.600	0	0	.000	0	0	.000	0	3	3	6.1	4	0	1	0	1	0	6	7.8	
at Miami	12/30/11	*	20	0	4	.000	0	0	.000	0	0	.000	1	2	3	5.8	1	0	0	3	0	0	0	7.2	
at Samford	01/05/12		DNP																						
at Chattanooga	01/07/12		DNP																						
FURMAN	01/12/12		DNP																						
DAVIDSON	01/14/12		21	3	4	.750	0	0	.000	4	7	.571	4	5	9	6.1	3	0	0	2	0	0	10	7.4	
at Wofford	01/19/12		17	0	1	.000	0	0	.000	0	0	.000	0	2	2	5.8	1	0	2	0	0	0	0	6.9	
WESTERN CAROLINA	01/21/12		14	4	5	.800	0	0	.000	3	5	.600	1	3	4	5.7	4	0	0	1	1	1	11	7.1	
at UNCG	01/26/12		20	4	5	.800	0	0	.000	0	0	.000	1	0	1	5.4	3	0	1	3	0	0	8	7.2	
ELON	01/28/12		11	3	5	.600	0	0	.000	1	2	.500	4	1	5	5.4	4	0	0	0	0	1	7	7.2	
SAMFORD	02/02/12		14	2	2	1.000	0	0	.000	1	2	.500	1	7	8	5.5	3	0	1	1	0	1	5	7.1	
CHARLESTON	02/04/12		21	4	5	.800	0	0	.000	2	2	1.000	5	2	7	5.6	3	0	3	2	0	0	10	7.2	
at Elon	02/06/12		17	2	2	1.000	0	0	.000	0	0	.000	2	8	10	5.8	1	0	0	1	0	0	4	7.1	
at Furman	02/09/12		11	4	7	.571	0	0	.000	1	1	1.000	1	0	1	5.6	5	1	0	0	0	0	9	7.1	
WOFFORD	02/11/12		10	0	1	.000	0	0	.000	2	2	1.000	0	1	1	5.4	0	0	2	1	0	0	2	6.9	
Totals			10	440	61	97	.629	0	0	.000	30	44	.682	52	66	118	5.4	70	4	13	41	10	7	152	6.9

Indicates double-double

CAREER STATS

Year	GP	GS	Min	Avg	FG	FGA	Pct	3FG	3FGA	Pct	FT	FTA	Pct	Off	Def	Tot	Avg	PF	FO	Ast	TO	Blk	Stl	Pts	Avg
2007-08	20	0	171	8.6	25	47	.532	0	0	.000	7	15	.467	14	43	57	2.9	29	0	9	21	5	2	57	2.9
2008-09	31	31	793	25.6	111	187	.594	0	0	.000	40	60	.667	90	173	263	8.5	100	2	30	59	39	6	262	8.5
2009-10	37	35	956	25.8	142	236	.602	0	0	.000	30	57	.526	116	185	301	8.1	110	3	34	71	35	20	314	8.5
2010-11			Redshirted																						
2011-12	22	10	440	20.0	61	97	.629	0	0	.000	30	44	.682	52	66	118	5.4	70	4	13	41	10	7	152	6.9
TOTAL	110	76	2360	21.5	339	567	.598	0	0	.000	107	176	.608	272	467	739	6.7	309	9	86	192	89	35	785	7.1

CAREER SoCon STATS

Year	GP	GS	Min	Avg	FG	FGA	Pct	3FG	3FGA	Pct	FT	FTA	Pct	Off	Def	Tot	Avg	PF	FO	Ast	TO	Blk	Stl	Pts	Avg
2007-08	10	0	82	8.2	12	26	.462	0	0	.000	3	8	.375	9	19	28	2.8	12	0	7	6	4	0	27	2.7
2008-09	20	20	523	26.2	72	119	.605	0	0	.000	26	42	.619	61	110	171	8.6	65	1	22	37	21	6	170	8.5
2009-10	18	17	475	26.4	63	99	.636	0	0	.000	17	30	.567	57	92	149	8.3	57	1	11	40	18	12	143	7.9
2010-11			Redshirted																						
2011-12	12	2	209	17.4	35	49	.714	0	0	.000	17	24	.708	24	36	60	5.0	35	2	10	16	2	3	87	7.3
TOTAL	60	39	1289	21.5	182	293	.621	0	0	.000	63	104	.606	151	257	408	6.8	169	4	50	99	45	21	427	7.1



21
OMAR CARTER
 SENIOR • GUARD
 6-5 • 215
 CHARLOTTE, N.C.
 CHARLESTON SOUTHERN

Games played:	25
Minutes/game:	29.5
Points/game:	12.1
FG Pct:	40.5
3FG Pct:	31.8
FT Pct:	65.4
Rebounds/game:	6.0
Assists/game:	2.1
Turnovers/game:	2.2
Assist/turnover ratio:	0.9
Steals/game:	1.2
Blocks/game:	0.2

CARTER'S HIGHS

Points
 Career 35 at Tulsa (11/12/10)
 Season 24 vs. UNCG (12/1/11)

Field Goals
 Career 10 Four times
 Season 9 vs. UNCG (12/1/11)
 vs. Elon (1/28/12)

Field Goal Attempts
 Career 20 at Chattanooga (1/7/12)
 Season 20 at Chattanooga (1/7/12)

3-Point Field Goals
 Career 5 at Tulsa (11/12/10)
 vs. Georgia Southern (1/8/11)
 Season 3 at Minnesota (12/6/11)
 vs. Davidson (1/14/12)

3-Point Attempts
 Career 8 vs. Georgia Southern (1/8/11)
 Season 7 at Tennessee Tech (11/19/11)
 at Chattanooga (1/7/12)

Free Throws
 Career 12 vs. Western Carolina (1/21/12)
 at UNCG (1/26/12)
 Season 12 vs. Western Carolina (1/21/12)
 at UNCG (1/26/12)

Free Throw Attempts
 Career 15 at UNCG (1/26/12)
 Season 15 at UNCG (1/26/12)

Rebounds
 Career 12 at UNCG (2/2/11)
 vs. UNCG (12/1/11)
 Season 12 vs. UNCG (12/1/11)

Assists
 Career 5 at Chattanooga (1/7/12)
 Season 5 at Chattanooga (1/7/12)

Steals
 Career 4 vs. Lees-McRae (11/11/11)
 Season 4 vs. Lees-McRae (11/11/11)

Blocks
 Career 1 Eleven times
 Season 1 Four times

- Tallied his second double-double of the season with 20 points and 11 rebounds against Elon.
- Led ASU with 19 points, including 12-of-15 free throws, to accompany seven rebounds at UNCG.
- Notched 20 points on 12-of-12 free throws with nine rebounds and two steals against Western Carolina.
- Led ASU with 17 points against Davidson.
- Scored 19 points with seven rebounds and a career-high five assists at Chattanooga.
- Led ASU with 17 points at Samford. Added eight rebounds, three assists and three steals.
- Crossed the career 1,500-point plateau with 16 against Campbell on 7-of-13 shooting. Dished out four assists with a pair of steals in the win.

- Scored 21 points (16 in the first half) on 7-of-15 shooting at North Carolina. Led ASU in scoring and rebounding.
- Connected on three three-pointers to tally 18 points with three assists and three rebounds at Minnesota.
- Scored 24 points on 9-of-15 shooting and notched a double-double with 12 rebounds to lead ASU past UNCG in the SoCon opener.
- Co-led the Mountaineers with 19 points at Tennessee Tech. Added four rebounds, an assist and a steal.
- Filled up the box score with 14 points, eight rebounds, four assists and a steal at ETSU.
- Scored 10 early points en route to a 15-point, eight-rebound outing in the season opener against Lees-McRae. Added four steals and a pair of assists.

2011-12 GAME-BY-GAME

Opponent	Date	GS	Min	FG	FGA	Pct	3FG	3FGA	Pct	FT	FTA	Pct	Off	Def	Tot	Avg	PF	FO	A	TO	Blk	Stl	Pts	Avg	
LEES-MCRAE	11/11/11	*	26	6	12	.500	2	4	.500	1	4	.250	3	5	8	8.0	2	0	2	3	0	4	15	15.0	
at ETSU	11/15/11	*	35	5	14	.357	0	1	.000	4	7	.571	5	3	8	8.0	2	0	4	5	0	1	14	14.5	
at Tennessee Tech	11/19/11	*	34	6	14	.429	2	7	.286	5	7	.714	1	3	4	6.7	2	0	1	4	0	1	19	16.0	
vs East Carolina	11/22/11	*	26	1	7	.143	0	4	.000	2	5	.400	3	2	5	6.3	0	0	1	2	0	2	4	13.0	
MILLIGAN	11/26/11	*	20	1	4	.250	0	1	.000	0	0	.000	1	3	4	5.8	3	0	2	0	0	3	2	10.8	
UNCG	12/01/11	*	37	9	15	.600	1	4	.250	5	6	.833	3	9	12	6.8	3	0	3	5	1	1	24	13.0	
at Georgia Southern	12/03/11	*	38	6	11	.545	0	1	.000	1	5	.200	1	3	4	6.4	1	0	0	4	0	1	13	13.0	
at Minnesota	12/06/11	*	36	5	11	.455	3	5	.600	5	7	.714	1	2	3	6.0	3	0	3	3	0	1	18	13.6	
ETSU	12/10/11	*	16	1	5	.200	0	2	.000	2	3	.667	2	5	7	6.1	1	0	1	4	0	0	4	12.6	
at North Carolina	12/17/11	*	28	7	15	.467	2	3	.667	5	7	.714	2	5	7	6.2	1	0	2	3	0	0	21	13.4	
CAMPBELL	12/22/11	*	33	7	13	.538	2	5	.400	0	0	.000	1	2	3	5.9	0	0	4	2	0	2	16	13.6	
at Miami	12/30/11	*	36	2	9	.222	0	4	.000	0	0	.000	2	2	4	5.8	2	0	3	1	0	2	4	12.8	
at Samford	01/05/12	*	33	6	10	.600	2	3	.667	3	6	.500	4	4	8	5.9	1	0	3	3	1	3	17	13.2	
at Chattanooga	01/07/12	*	33	8	20	.400	1	7	.143	2	4	.500	1	6	7	6.0	3	0	5	0	0	0	19	13.6	
FURMAN	01/12/12	*	31	1	6	.167	1	3	.333	2	2	1.000	1	5	6	6.0	1	0	0	4	0	0	5	13.0	
DAVIDSON	01/14/12	*	25	6	13	.462	3	5	.600	2	3	.667	2	4	6	6.0	4	0	1	5	0	0	17	13.3	
at Wofford	01/19/12	*	28	2	8	.250	0	1	.000	2	5	.400	1	2	3	5.8	5	1	1	2	0	2	6	12.8	
WESTERN CAROLINA	01/21/12		30	3	11	.273	2	5	.400	12	12	1.000	0	9	9	6.0	1	0	0	0	1	2	20	13.2	
at UNCG	01/26/12		36	3	9	.333	1	3	.333	12	15	.800	1	6	7	6.1	5	1	2	1	0	2	19	13.5	
ELON	01/28/12		29	9	13	.692	0	3	.000	2	4	.500	0	11	11	6.3	1	0	2	2	1	1	20	13.9	
SAMFORD	02/02/12		23	2	5	.400	2	3	.667	0	0	.000	1	3	4	6.2	4	0	4	1	0	0	6	13.5	
CHARLESTON	02/04/12		32	3	11	.273	0	3	.000	1	2	.500	1	7	8	6.3	2	0	1	0	0	1	7	13.2	
at Elon	02/06/12		26	1	5	.200	1	1	1.000	0	0	.000	0	3	3	6.1	2	0	4	2	0	0	3	12.7	
at Furman	02/09/12		29	3	9	.333	2	5	.400	0	0	.000	1	6	7	6.2	0	0	3	0	0	0	8	12.5	
WOFFORD	02/11/12		17	1	7	.143	0	2	.000	0	0	.000	0	1	1	6.0	0	0	0	0	0	1	2	12.1	
Totals			16	737	104	.257	.405	27	85	.318	68	104	.654	38	111	149	6.0	49	2	52	56	4	30	303	12.1


Indicates double-double

CAREER STATS

Year	GP	GS	Min	Avg	FG	FGA	Pct	3FG	3FGA	Pct	FT	FTA	Pct	Off	Def	Tot	Avg	PF	FO	Ast	TO	Blk	Stl	Pts	Avg
2010-11	31	31	1042	33.6	184	395	.466	38	95	.400	99	131	.756	51	129	180	5.8	57	0	40	52	7	26	505	16.3
2011-12	25	16	737	29.5	104	257	.405	27	85	.318	68	104	.654	38	111	149	6.0	49	2	52	56	4	30	303	12.1
TOTAL	56	47	1779	31.8	288	652	.442	65	180	.361	167	235	.711	89	240	329	5.9	106	2	92	108	11	56	808	14.4

CAREER SoCon STATS

Year	GP	GS	Min	Avg	FG	FGA	Pct	3FG	3FGA	Pct	FT	FTA	Pct	Off	Def	Tot	Avg	PF	FO	Ast	TO	Blk	Stl	Pts	Avg
2010-11	18	18	621	34.5	118	241	.490	23	55	.418	54	72	.750	33	91	124	6.9	37	0	23	37	3	16	313	17.4
2011-12	15	7	447	29.8	63	153	.412	16	49	.327	44	64	.688	17	79	96	6.4	33	2	29	29	4	14	186	12.4
TOTAL	33	25	1068	32.4	181	394	.459	39	104	.375	98	136	.721	50	170	220	6.7	70	2	52	66	7	30	499	15.1



2
TAB HAMILTON
FRESHMAN • GUARD
6-3 • 175
WINSTON-SALEM, N.C.
FISHBURNE MILITARY ACADEMY

Games played:	23
Minutes/game:	21.6
Points/game:	7.8
FG Pct:	40.1
3FG Pct:	37.5
FT Pct:	78.4
Rebounds/game:	1.4
Assists/game:	0.7
Turnovers/game:	1.0
Assist/turnover ratio:	0.6
Steals/game:	0.8
Blocks/game:	0.1

HAMILTON'S HIGHS

Points
 Career 22 at Chattanooga (1/7/12)
 Season 22 at Chattanooga (1/7/12)

Field Goals
 Career 8 at Chattanooga (1/7/12)
 Season 8 at Chattanooga (1/7/12)

Field Goal Attempts
 Career 14 at Chattanooga (1/7/12)
 Season 14 at Chattanooga (1/7/12)

3-Point Field Goals
 Career 6 at Chattanooga (1/7/12)
 Season 6 at Chattanooga (1/7/12)

3-Point Attempts
 Career 11 at Chattanooga (1/7/12)
 Season 11 at Chattanooga (1/7/12)

Free Throws
 Career 6 at North Carolina (12/17/11)
 Season 6 at North Carolina (12/17/11)

Free Throw Attempts
 Career 6 at North Carolina (12/17/11)
 Season 6 at North Carolina (12/17/11)

Rebounds
 Career 4 at Miami (12/30/11)
 vs. Wofford (2/11/12)
 Season 4 at Miami (12/30/11)
 vs. Wofford (2/11/12)

Assists
 Career 2 Three times
 Season 2 Three times

Steals
 Career 4 vs. Wofford (2/11/12)
 Season 4 vs. Wofford (2/11/12)

Blocks
 Career 2 vs. Lees-McRae (11/11/11)
 Season 2 vs. Lees-McRae (11/11/11)

- Scored 11 points on 3-of-6 shooting against Wofford with career bests in rebounds (4) and steals (4).
- Tallied 10 points on 4-of-7 shooting against CofC.
- Notched 10 points on 3-of-7 shooting at UNCG.
- Scored a career-best 22 points on 8-of-14 shooting with six three-pointers and two steals at Chattanooga.
- Recorded a then-career-high 12 points on 5-of-8 shooting at Samford.
- Scored eight points with a season-best four rebounds at Miami.
- Tallied 11 points on 4-of-9 shooting against Campbell. Sank a pair of treys and dished out two assists.
- Notched 11 points (all in the second half) at North Carolina. Sank 6-of-6 free throws in just 10 minutes.
- Knocked down 2-of-3 treys to score eight points with a rebound against ETSU.
- Grabbed a career-high three rebounds in nine minutes at Georgia Southern.
- Hit a pair of three-pointers to score eight points with two rebounds and a steal against UNCG.
- Scored seven points on 3-of-5 shooting with two rebounds and a steal against Milligan.
- Notched two points with two rebounds against ECU.
- Tallied 10 points in his collegiate debut with one three-pointer. Added two rebounds, two blocks and two assists in the win over Lees-McRae.

2011-12 GAME-BY-GAME

Opponent	Date	GS	Min	FG	FGA	Pct	3FG	3FGA	Pct	FT	FTA	Pct	Off	Def	Tot	Avg	PF	FO	A	TO	Blk	Stl	Pts	Avg
LEES-MCRAE	11/11/11	16	3	10	.300	1	5	.200	3	3	1.000	0	2	2	2.0	1	0	2	0	2	1	10	10.0	
at ETSU	11/15/11	14	1	5	.200	1	5	.200	2	2	1.000	1	0	1	1.5	2	0	1	2	0	1	5	7.5	
at Tennessee Tech	11/19/11	DNP																						
vs East Carolina	11/22/11	7	1	1	1.000	0	0	.000	0	0	.000	2	0	2	1.7	0	0	0	1	0	0	2	5.7	
MILLIGAN	11/26/11	18	3	5	.600	1	2	.500	0	0	.000	1	1	2	1.8	1	0	0	3	0	1	7	6.0	
UNCG	12/01/11	17	2	4	.500	2	3	.667	2	2	1.000	0	2	2	1.8	2	0	0	1	0	1	8	6.4	
at Georgia Southern	12/03/11	9	0	1	.000	0	1	.000	0	0	.000	0	3	3	2.0	2	0	0	2	0	0	0	5.3	
at Minnesota	12/06/11	DNP																						
ETSU	12/10/11	16	3	7	.429	2	3	.667	0	0	.000	0	1	1	1.9	0	0	0	0	0	0	8	5.7	
at North Carolina	12/17/11	10	2	4	.500	1	1	1.000	6	6	1.000	0	0	0	1.6	2	0	0	1	0	0	11	6.4	
CAMPBELL	12/22/11	18	4	9	.444	2	5	.400	1	2	.500	0	2	2	1.7	0	0	2	0	0	1	11	6.9	
at Miami	12/30/11	* 28	2	9	.222	1	6	.167	3	5	.600	2	2	4	1.9	3	0	0	1	0	0	8	7.0	
at Samford	01/05/12	* 26	5	8	.625	2	3	.667	0	0	.000	0	1	1	1.8	3	0	0	1	0	1	12	7.5	
at Chattanooga	01/07/12	* 31	8	14	.571	6	11	.545	0	1	.000	0	1	1	1.8	2	0	1	0	0	2	22	8.7	
FURMAN	01/12/12	* 28	1	8	.125	1	5	.200	0	0	.000	0	1	1	1.7	2	0	0	3	0	1	3	8.2	
DAVIDSON	01/14/12	* 17	3	6	.500	1	4	.250	0	0	.000	0	0	0	1.6	2	0	1	0	0	0	7	8.1	
at Wofford	01/19/12	* 27	2	6	.333	1	5	.200	0	0	.000	1	0	1	1.5	1	0	0	1	0	0	5	7.9	
WESTERN CAROLINA	01/21/12	* 27	1	3	.333	1	2	.500	2	4	.500	0	1	1	1.5	2	0	1	1	0	0	5	7.8	
at UNCG	01/26/12	* 35	3	7	.429	2	6	.333	2	2	1.000	0	2	2	1.5	2	0	1	0	0	1	10	7.9	
ELON	01/28/12	* 23	2	7	.286	2	5	.400	0	0	.000	0	0	0	1.4	4	0	1	0	0	1	6	7.8	
SAMFORD	02/02/12	* 22	2	8	.250	1	5	.200	2	3	.667	0	0	0	1.4	3	0	2	2	0	0	7	7.7	
CHARLESTON	02/04/12	* 17	4	7	.571	2	3	.667	0	0	.000	0	1	1	1.4	1	0	0	1	0	0	10	7.9	
at Elon	02/06/12	* 23	2	7	.286	1	3	.333	0	0	.000	0	0	0	1.3	2	0	1	1	0	1	5	7.7	
at Furman	02/09/12	* 34	2	5	.400	0	2	.000	3	4	.750	0	2	2	1.3	1	0	1	2	0	3	7	7.7	
WOFFORD	02/11/12	* 33	3	6	.500	2	3	.667	3	3	1.000	0	4	4	1.4	4	0	1	1	0	4	11	7.8	
Totals		14	496	59	147	.401	33	88	.375	29	37	.784	7	26	33	1.4	42	0	15	24	2	19	180	7.8

CAREER STATS

Year	GP	GS	Min	Avg	FG	FGA	Pct	3FG	3FGA	Pct	FT	FTA	Pct	Off	Def	Tot	Avg	PF	FO	Ast	TO	Blk	Stl	Pts	Avg
2011-12	23	14	496	21.6	59	147	.401	33	88	.375	29	37	.784	7	26	33	1.4	42	0	15	24	2	19	180	7.8
TOTAL	23	14	496	21.6	59	147	.401	33	88	.375	29	37	.784	7	26	33	1.4	42	0	15	24	2	19	180	7.8

CAREER SoCon STATS

Year	GP	GS	Min	Avg	FG	FGA	Pct	3FG	3FGA	Pct	FT	FTA	Pct	Off	Def	Tot	Avg	PF	FO	Ast	TO	Blk	Stl	Pts	Avg
2011-12	15	13	369	24.6	40	97	.412	24	61	.393	14	19	.737	1	18	19	1.3	33	0	10	16	0	15	118	7.9
TOTAL	15	13	369	24.6	40	97	.412	24	61	.393	14	19	.737	1	18	19	1.3	33	0	10	16	0	15	118	7.9



54

PETEY HAUSLEY

SENIOR • FORWARD

6-6 • 240

MARION, N.C.

IOWA WESTERN COMMUNITY COLLEGE

Games played:	11
Minutes/game:	8.6
Points/game:	2.7
FG Pct:	44.4
FT Pct:	42.9
Rebounds/game:	2.1
Assists/game:	0.1
Turnovers/game:	0.5
Assist/turnover ratio:	0.2
Steals/game:	0.4
Blocks/game:	0.5

HAUSLEY'S HIGHS

Points
 Career 17 at High Point (2/19/11)
 Season 8 at Elon (2/6/12)

Field Goals
 Career 6 Three times
 Season 3 Three times

Field Goal Attempts
 Career 10 Four times
 Season 7 vs. Lees-McRae (11/11/11)

3-Point Field Goals
 Career
 Season

3-Point Attempts
 Career
 Season

Free Throws
 Career 5 at High Point (2/19/11)
 Season 3 vs. Wofford (2/11/12)

Free Throw Attempts
 Career 8 at High Point (2/19/11)
 Season 5 vs. Milligan (11/26/11)

Rebounds
 Career 10 at High Point (2/19/11)
 Season 5 at Chattanooga (1/7/12)

Assists
 Career 1 Six times
 Season 1 at North Carolina (12/17/11)

Steals
 Career 2 at Chattanooga (12/2/10)
 Season 1 at Davidson (1/5/11)
 Four times

Blocks
 Career 2 Three times
 Season 2 vs. Lees-McRae (11/11/11)

- Notched five points with 3-of-4 free throws against Wofford. Added two rebounds and a steal.
- Scored two points with two rebounds and a block in 11 minutes at Furman.
- Went off for eight points on 3-of-3 shooting from the field with a rebound, one block and one assist in six second-half minutes at Elon.
- Recorded five rebounds, a block and a steal in a season-high 23 minutes at Chattanooga.
- Grabbed three rebounds with a block in five minutes at Samford.
- Tallied two points and two rebounds with a steal at North Carolina.
- Suffered an ankle injury prior to the game at Minnesota.
- Made the most of eight minutes on the court against Milligan, setting season highs with seven points and four rebounds.
- Hauled in one rebound in four minutes of action in the win at Tennessee Tech.
- Notched six points on 3-of-7 shooting with two blocks and a rebound in 13 minutes against Lees-McRae.

2011-12 GAME-BY-GAME

Opponent	Date	GS	Min	FG	FGA	Pct	3FG	3FGA	Pct	FT	FTA	Pct	Off	Def	Tot	Avg	PF	FO	A	TO	Blk	Stl	Pts	Avg
LEES-MCRAE	11/11/11	13	3	7	.429	0	0	.000	0	3	.000	0	1	1	1.0	2	0	0	2	2	2	0	6	6.0
at ETSU	11/15/11	DNP																						
at Tennessee Tech	11/19/11	4	0	0	.000	0	0	.000	0	0	.000	0	1	1	1.0	2	0	0	1	0	0	0	3.0	
vs East Carolina	11/22/11	6	0	2	.000	0	0	.000	0	0	.000	1	1	2	1.3	0	0	0	0	0	0	0	2.0	
MILLIGAN	11/26/11	8	3	5	.600	0	0	.000	1	5	.200	1	3	4	2.0	0	0	0	0	0	0	7	3.3	
UNCG	12/01/11	DNP																						
at Georgia Southern	12/03/11	2	0	2	.000	0	0	.000	0	0	.000	0	0	0	1.6	0	0	0	0	0	0	0	2.6	
at Minnesota	12/06/11	DNP																						
ETSU	12/10/11	DNP																						
at North Carolina	12/17/11	8	1	2	.500	0	0	.000	0	0	.000	1	1	2	1.7	3	0	1	0	0	1	2	2.5	
CAMPBELL	12/22/11	DNP																						
at Miami	12/30/11	DNP																						
at Samford	01/05/12	5	0	0	.000	0	0	.000	0	0	.000	1	2	3	1.9	1	0	0	1	1	0	0	2.1	
at Chattanooga	01/07/12	23	0	2	.000	0	0	.000	0	0	.000	1	4	5	2.3	4	0	0	1	1	1	0	1.9	
FURMAN	01/12/12	DNP																						
DAVIDSON	01/14/12	DNP																						
at Wofford	01/19/12	DNP																						
WESTERN CAROLINA	01/21/12	DNP																						
at UNCG	01/26/12	DNP																						
ELON	01/28/12	DNP																						
SAMFORD	02/02/12	DNP																						
CHARLESTON	02/04/12	DNP																						
at Elon	02/06/12	6	3	3	1.000	0	0	.000	2	2	1.000	0	1	1	2.1	0	0	0	0	1	1	8	2.6	
at Furman	02/09/12	11	1	2	.500	0	0	.000	0	0	.000	0	2	2	2.1	2	0	0	0	1	0	2	2.5	
WOFFORD	02/11/12	9	1	2	.500	0	0	.000	3	4	.750	2	0	2	2.1	1	0	0	0	0	1	5	2.7	
Totals		0	95	12	27	.444	0	0	.000	6	14	.429	7	16	23	2.1	15	0	1	5	6	4	30	2.7

CAREER STATS

Year	GP	GS	Min	Avg	FG	FGA	Pct	3FG	3FGA	Pct	FT	FTA	Pct	Off	Def	Tot	Avg	PF	FO	Ast	TO	Blk	Stl	Pts	Avg
2010-11	30	17	553	18.4	82	150	.547	0	0	.000	45	74	.608	50	52	102	3.4	95	6	5	38	15	15	209	7.0
2011-12	11	0	95	8.6	12	27	.444	0	0	.000	6	14	.429	7	16	23	2.1	15	0	1	5	6	4	30	2.7
TOTAL	41	17	648	15.8	94	177	.531	0	0	.000	51	88	.580	57	68	125	3.0	110	6	6	43	21	19	239	5.8

CAREER SoCon STATS

Year	GP	GS	Min	Avg	FG	FGA	Pct	3FG	3FGA	Pct	FT	FTA	Pct	Off	Def	Tot	Avg	PF	FO	Ast	TO	Blk	Stl	Pts	Avg
2010-11	18	10	316	17.6	45	84	.536	0	0	.000	21	33	.636	23	30	53	2.9	48	1	1	24	6	12	111	6.2
2011-12	6	0	56	9.3	5	11	.455	0	0	.000	5	6	.833	4	9	13	2.2	8	0	0	2	4	3	15	2.5
TOTAL	24	10	372	15.5	50	95	.526	0	0	.000	26	39	.667	27	39	66	2.8	56	1	1	26	10	15	126	5.3



11
NATHAN HEALY
 JUNIOR • FORWARD
 6-7 • 220
 NEW BERN, N.C.
 BLAIR ACADEMY (N.J.)

Games played:	24
Minutes/game:	17.1
Points/game:	5.1
FG Pct:	45.9
3FG Pct:	28.6
FT Pct:	84.6
Rebounds/game:	3.3
Assists/game:	1.0
Turnovers/game:	0.7
Assist/turnover ratio:	1.6
Steals/game:	0.8
Blocks/game:	0.5

HEALY'S HIGHS

Points		
Career 14		Four times
Season 10		Three times
Field Goals		
Career 6	vs. Samford (2/2/12)	
	at Elon (2/6/12)	
Season 6	vs. Samford (2/2/12)	
	at Elon (2/6/12)	
Field Goal Attempts		
Career 13	vs. Coll. of Charleston (2/4/12)	
Season 13	vs. Coll. of Charleston (2/4/12)	
3-Point Field Goals		
Career 3	vs. ETSU (12/24/10)	
Season 2	at Elon (2/6/12)	
3-Point Attempts		
Career 5	at Wofford (1/19/12)	
Season 5	at Wofford (1/19/12)	
Free Throws		
Career 5	at ETSU (11/14/09)	
	at Samford (1/5/12)	
Season 5	at Samford (1/5/12)	
Free Throw Attempts		
Career 6	at ETSU (11/14/09)	
	vs. Wofford (3/5/11)	
Season 5	at Samford (1/5/12)	
Rebounds		
Career 11	vs. Milligan (12/30/10)	
Season 8	Three times	
Assists		
Career 7	vs. Milligan (12/30/10)	
Season 3	vs. Coll. of Charleston (2/4/12)	
Steals		
Career 4	vs. Milligan (12/30/10)	
Season 2	Five times	
Blocks		
Career 3	at Samford (1/5/12)	
Season 3	at Samford (1/5/12)	

- Scored seven points on 3-of-6 shooting with three rebounds, an assist and a steal at Furman.
- Matched his career high with 14 points on 6-of-8 shooting at Elon. Also hauled in three rebounds.
- Paced the Apps in scoring for a second-straight game with 12 points, eight boards, three assists and two blocks against College of Charleston.
- Led ASU with 14 points on 6-of-10 shooting against Samford. Added six rebounds and an assist.
- Grabbed five rebounds with two points and two assists in his second-straight start at UNCG.
- Made his first start of the season against Western Carolina and notched seven points and four boards.
- Tallied six points, four rebounds and two steals

- against Davidson. Shot 4-of-4 from the foul line.
- Scored 12 points on 5-of-7 shooting with four rebounds and three assists against Furman.
- Named Southern Conference Student-Athlete of the Week on Jan. 11.
- Posted a career night with 14 points, eight rebounds, three blocks and a pair of assists in 26 minutes at Samford.
- Knocked down his first three-pointer of the season at North Carolina. Scored five points with three rebounds, two steals and an assist.
- Threw down a pair of fast-break dunks and tallied eight points on 3-of-6 shooting in the season opener against Lees-McRae. Added eight rebounds.

2011-12 GAME-BY-GAME

Opponent	Date	GS	Min	FG	FGA	Pct	3FG	3FGA	Pct	FT	FTA	Pct	Off	Def	Tot	Avg	PF	FO	A	TO	Blk	Stl	Pts	Avg
LEES-MCRAE	11/11/11	20	3	6	.500	0	1	.000	2	4	.500	3	5	8	8.0	1	0	1	1	1	2	8	8.0	
at ETSU	11/15/11	16	1	4	.250	0	2	.000	0	0	.000	2	2	4	6.0	1	0	1	3	0	0	2	5.0	
at Tennessee Tech	11/19/11	8	0	0	.000	0	0	.000	0	0	.000	0	2	2	4.7	2	0	1	0	0	0	0	3.3	
vs East Carolina	11/22/11	12	0	2	.000	0	1	.000	0	0	.000	1	1	2	4.0	0	0	2	0	0	1	0	2.5	
MILLIGAN	11/26/11	10	0	2	.000	0	1	.000	0	0	.000	0	1	1	3.4	2	0	2	1	0	2	0	2.0	
UNCG	12/01/11	5	0	0	.000	0	0	.000	0	0	.000	0	0	0	2.8	1	0	1	0	0	0	0	1.7	
at Georgia Southern	12/03/11	2	0	0	.000	0	0	.000	0	0	.000	0	0	0	2.4	0	0	0	0	0	0	0	1.4	
at Minnesota	12/06/11	DNP																						
ETSU	12/10/11	3	0	1	.000	0	0	.000	0	0	.000	1	1	2	2.4	2	0	0	0	0	0	0	1.3	
at North Carolina	12/17/11	10	2	3	.667	1	1	1.000	0	0	.000	1	2	3	2.4	5	1	1	0	0	2	5	1.7	
CAMPBELL	12/22/11	6	0	1	.000	0	0	.000	0	0	.000	0	0	0	2.2	0	0	0	0	0	0	0	1.5	
at Miami	12/30/11	4	1	2	.500	0	1	.000	0	0	.000	0	0	0	2.0	1	0	0	1	0	1	2	1.5	
at Samford	01/05/12	26	4	7	.571	1	3	.333	5	5	1.000	2	6	8	2.5	2	0	2	4	3	0	14	2.6	
at Chattanooga	01/07/12	12	0	1	.000	0	0	.000	0	0	.000	1	2	3	2.5	3	0	0	0	0	0	0	2.4	
FURMAN	01/12/12	25	5	7	.714	1	3	.333	1	2	.500	2	2	4	2.6	1	0	3	2	1	1	12	3.1	
DAVIDSON	01/14/12	24	1	3	.333	0	0	.000	4	4	1.000	1	3	4	2.7	2	0	1	0	1	2	6	3.3	
at Wofford	01/19/12	20	1	5	.200	1	5	.200	0	0	.000	1	2	3	2.8	3	0	1	0	0	0	3	3.3	
WESTERN CAROLINA	01/21/12	* 13	2	3	.667	0	1	.000	3	3	1.000	2	2	4	2.8	2	0	0	1	1	0	7	3.5	
at UNCG	01/26/12	* 24	1	5	.200	0	2	.000	0	0	.000	1	4	5	2.9	2	0	2	1	0	1	2	3.4	
ELON	01/28/12	* 29	1	4	.250	1	3	.333	3	4	.750	2	3	5	3.1	1	0	2	1	1	1	2	6	3.5
SAMFORD	02/02/12	* 30	6	10	.600	1	2	.500	1	1	1.000	0	6	6	3.2	2	0	1	0	0	1	14	4.1	
CHARLESTON	02/04/12	* 32	5	13	.385	1	2	.500	1	1	1.000	5	3	8	3.4	4	0	3	0	2	1	12	4.4	
at Elon	02/06/12	* 34	6	8	.750	2	3	.667	0	0	.000	1	2	3	3.4	4	0	0	1	1	1	14	4.9	
at Furman	02/09/12	* 18	3	6	.500	1	2	.500	0	0	.000	1	2	3	3.4	5	1	1	0	0	1	7	5.0	
WOFFORD	02/11/12	* 27	3	5	.600	0	2	.000	2	2	1.000	0	2	2	3.3	2	0	1	0	1	2	8	5.1	
Totals		8	410	45	98	.459	10	35	.286	22	26	.846	27	53	80	3.3	48	2	25	16	12	20	122	5.1

CAREER STATS

Year	GP	GS	Min	Avg	FG	FGA	Pct	3FG	3FGA	Pct	FT	FTA	Pct	Off	Def	Tot	Avg	PF	FO	Ast	TO	Blk	Stl	Pts	Avg
2009-10	34	0	274	8.1	23	48	.479	3	7	.429	19	26	.731	18	37	55	1.6	40	0	7	22	7	6	68	2.0
2010-11	30	1	484	16.1	41	93	.441	12	33	.364	20	36	.556	43	57	100	3.3	56	3	29	27	3	18	114	3.8
2011-12	24	8	410	17.1	45	98	.459	10	35	.286	22	26	.846	27	53	80	3.3	48	2	25	16	12	20	122	5.1
TOTAL	88	9	1168	13.3	109	239	.456	25	75	.333	61	88	.693	88	147	235	2.7	144	5	61	65	22	44	304	3.5

CAREER SoCon STATS

Year	GP	GS	Min	Avg	FG	FGA	Pct	3FG	3FGA	Pct	FT	FTA	Pct	Off	Def	Tot	Avg	PF	FO	Ast	TO	Blk	Stl	Pts	Avg
2009-10	17	0	141	8.3	14	25	.560	1	3	.333	11	14	.786	8	21	29	1.7	24	0	3	12	3	4	40	2.4
2010-11	17	1	241	14.2	24	48	.500	5	15	.333	6	9	.667	18	24	42	2.5	26	1	12	10	2	4	59	3.5
2011-12	15	8	321	21.4	38	77	.494	9	28	.321	20	22	.909	19	39	58	3.9	34	1	18	10	11	12	105	7.0
TOTAL	49	9	703	14.3	76	150	.507	15	46	.326	37	45	.822	45	84	129	2.6	84	2	33	32	16	20	204	4.2



23
MIKE NEAL
FRESHMAN • GUARD
6-2 • 170
GREENSBORO, N.C.
OAK RIDGE MILITARY ACADEMY

Games played:	24
Minutes/game:	22.2
Points/game:	7.2
FG Pct:	41.2
3FG Pct:	35.7
FT Pct:	62.1
Rebounds/game:	2.1
Assists/game:	3.0
Turnovers/game:	2.7
Assist/turnover ratio:	1.1
Steals/game:	1.3
Blocks/game:	0.4

NEAL'S HIGHS

Points
 Career 18 at Furman (2/9/12)
 Season 18 at Furman (2/9/12)

Field Goals
 Career 6 at North Carolina (12/17/11)
 Season 6 at North Carolina (12/17/11)

Field Goal Attempts
 Career 12 at North Carolina (12/17/11)
 Season 12 at North Carolina (12/17/11)

3-Point Field Goals
 Career 2 Five times
 Season 2 Five times

3-Point Field Goal Attempts
 Career 5 vs. Samford (2/2/12)
 Season 5 vs. Samford (2/2/12)

Free Throws
 Career 12 at Furman (2/9/12)
 Season 12 at Furman (2/9/12)

Free Throw Attempts
 Career 14 at Furman (2/9/12)
 Season 14 at Furman (2/9/12)

Rebounds
 Career 5 Three times
 Season 5 Three times

Assists
 Career 7 at Miami (12/30/11)
 Season 7 at Miami (12/30/11)

Steals
 Career 4 vs. Lees-McRae (11/11/11)
 Season 4 vs. Lees-McRae (11/11/11)

Blocks
 Career 3 vs. Campbell (12/22/11)
 Season 3 vs. Campbell (12/22/11)

- Scored 15 points on 4-of-10 shooting with three assists against Wofford.
- Registered a career-high 18 points at Furman on 12-of-14 free throws. Also recorded five rebounds and four assists.
- Notched eight points with three rebounds and three assists against Samford.
- Tallied eight points, three rebounds and three assists at UNCG. Sank both three-point attempts.
- Racked up 10 points and four assists against WCU.
- Scored eight points on a pair of three-pointers with three assists at Wofford.
- Matched a career high with 15 points against Furman. Shot 5-of-9 from the field with five rebounds

- and a pair of three-pointers.
- Recorded eight points, five rebounds and three assists at Chattanooga.
- Scored 11 points on 5-of-9 shooting with three assists and three rebounds at Samford.
- Distributed a season-best seven assists to accompany seven points and a pair of rebounds at Miami.
- Notched 15 points on 6-of-12 shooting with three assists in his first start at North Carolina.
- Led ASU with four assists against ETSU. Also hauled in four rebounds and scored two points.
- Scored seven points with 4-of-4 free-throw shooting in his debut against Lees-McRae. Added four steals and four assists.

2011-12 GAME-BY-GAME


Opponent	Date	GS	Min	FG	FGA	Pct	3FG	3FGA	Pct	FT	FTA	Pct	Off	Def	Tot	Avg	PF	FO	A	TO	Blk	Stl	Pts	Avg
LEES-MCRAE	11/11/11	17	1	3	.333	1	2	.500	4	4	1.000	0	1	1	1.0	3	0	4	2	1	4	7	7.0	
at ETSU	11/15/11	17	1	5	.200	0	4	.000	0	0	.000	0	2	2	1.5	4	0	3	4	0	2	2	4.5	
at Tennessee Tech	11/19/11	10	1	1	1.000	1	1	1.000	0	0	.000	0	1	1	1.3	3	0	2	2	0	0	3	4.0	
vs East Carolina	11/22/11	2	0	1	.000	0	0	.000	0	0	.000	0	0	0	1.0	1	0	1	2	0	1	0	3.0	
MILLIGAN	11/26/11	13	2	3	.667	1	1	1.000	0	0	.000	0	0	0	0.8	1	0	2	1	1	1	5	3.4	
UNCG	12/01/11	11	2	3	.667	2	2	1.000	1	3	.333	0	2	2	1.0	2	0	4	2	0	1	7	4.0	
at Georgia Southern	12/03/11	9	0	2	.000	0	0	.000	1	2	.500	0	2	2	1.1	2	0	2	0	0	1	1	3.6	
at Minnesota	12/06/11	DNP																						
ETSU	12/10/11	22	0	3	.000	0	3	.000	2	5	.400	0	4	4	1.5	2	0	4	6	1	1	2	3.4	
at North Carolina	12/17/11	* 18	6	12	.500	1	3	.333	2	2	1.000	3	0	3	1.7	2	0	3	0	1	1	15	4.7	
CAMPBELL	12/22/11	* 29	1	3	.333	0	1	.000	2	2	1.000	0	1	1	1.6	2	0	2	4	3	2	4	4.6	
at Miami	12/30/11	* 27	3	8	.375	1	4	.250	0	0	.000	0	2	2	1.6	3	0	7	3	0	1	7	4.8	
at Samford	01/05/12	* 28	5	9	.556	1	3	.333	0	0	.000	0	3	3	1.8	4	0	3	6	0	0	11	5.3	
at Chattanooga	01/07/12	* 31	4	10	.400	0	2	.000	0	0	.000	1	4	5	2.0	1	0	3	4	1	1	8	5.5	
FURMAN	01/12/12	* 34	5	9	.556	2	4	.500	3	6	.500	0	5	5	2.2	1	0	2	0	0	3	15	6.2	
DAVIDSON	01/14/12	* 14	1	6	.167	0	2	.000	2	5	.400	2	0	2	2.2	3	0	3	1	0	0	4	6.1	
at Wofford	01/19/12	* 22	2	4	.500	2	3	.667	2	2	1.000	0	1	1	2.1	1	0	3	0	0	0	8	6.2	
WESTERN CAROLINA	01/21/12	* 34	3	7	.429	1	3	.333	3	5	.600	0	1	1	2.1	1	0	4	5	1	2	10	6.4	
at UNCG	01/26/12	* 37	3	5	.600	2	2	1.000	0	1	.000	1	2	3	2.1	2	0	3	5	0	1	8	6.5	
ELON	01/28/12	* 26	3	8	.375	1	2	.500	0	2	.000	0	1	1	2.1	2	0	3	5	0	2	7	6.5	
SAMFORD	02/02/12	* 30	3	6	.500	2	5	.400	0	0	.000	0	3	3	2.1	2	0	3	4	0	1	8	6.6	
CHARLESTON	02/04/12	* 22	1	4	.250	0	3	.000	1	1	1.000	0	2	2	2.1	2	0	4	4	0	2	3	6.4	
at Elon	02/06/12	* 17	2	7	.286	1	2	.500	0	0	.000	0	1	1	2.0	2	0	1	2	0	1	5	6.4	
at Furman	02/09/12	31	3	7	.429	1	1	.000	12	14	.857	2	3	5	2.2	2	0	4	2	0	3	18	6.9	
WOFFORD	02/11/12	* 32	4	10	.400	1	3	.333	6	12	.500	1	0	1	2.1	3	0	3	0	1	0	15	7.2	
Totals		15	533	56	136	.412	20	56	.357	41	66	.621	10	41	51	2.1	51	0	73	64	10	31	173	7.2

CAREER STATS

Year	GP	GS	Min	Avg	FG	FGA	Pct	3FG	3FGA	Pct	FT	FTA	Pct	Off	Def	Tot	Avg	PF	FO	Ast	TO	Blk	Stl	Pts	Avg
2011-12	24	15	533	22.2	56	136	.412	20	56	.357	41	66	.621	10	41	51	2.1	51	0	73	64	10	31	173	7.2
TOTAL	24	15	533	22.2	56	136	.412	20	56	.357	41	66	.621	10	41	51	2.1	51	0	73	64	10	31	173	7.2

CAREER SoCon STATS

Year	GP	GS	Min	Avg	FG	FGA	Pct	3FG	3FGA	Pct	FT	FTA	Pct	Off	Def	Tot	Avg	PF	FO	Ast	TO	Blk	Stl	Pts	Avg
2011-12	15	12	378	25.2	41	97	.423	15	37	.405	31	53	.585	7	30	37	2.5	30	0	45	40	3	18	128	8.5
TOTAL	15	12	378	25.2	41	97	.423	15	37	.405	31	53	.585	7	30	37	2.5	30	0	45	40	3	18	128	8.5



24
BRIAN OKAM
R-SOPHOMORE • CENTER
7-0 • 260
ENUGU, NIGERIA
RUTGERS

Games played:	14
Minutes/game:	6.2
Points/game:	0.3
FG Pct:	16.7
FT Pct:	50.0
Rebounds/game:	1.6
Assists/game:	0.2
Turnovers/game:	0.2
Assist/turnover ratio:	1.0
Steals/game:	0.1
Blocks/game:	0.5

OKAM'S HIGHS

Points
 Career 4 vs. ETSU (12/10/11)
 Season 4 vs. ETSU (12/10/11)

Field Goals
 Career 1 vs. ETSU (12/10/11)
 Season 1 vs. ETSU (12/10/11)

Field Goal Attempts
 Career 2 vs. Lees-McRae (11/11/11)
 Season 2 vs. Lees-McRae (11/11/11)

3-Point Field Goals
 Career
 Season

3-Point Field Goal Attempts
 Career
 Season

Free Throws
 Career 2 vs. ETSU (12/10/11)
 Season 2 vs. ETSU (12/10/11)

Free Throw Attempts
 Career 2 vs. East Carolina (11/22/11)
 vs. ETSU (12/10/11)
 Season 2 vs. East Carolina (11/22/11)
 vs. ETSU (12/10/11)

Rebounds
 Career 7 vs. ETSU (12/10/11)
 Season 7 vs. ETSU (12/10/11)

Assists
 Career 1 Three times
 Season 1 Three times

Steals
 Career 1 at Minnesota (12/6/11)
 Season 1 at Minnesota (12/6/11)

Blocks
 Career 2 at North Carolina (12/17/11)
 Season 2 at North Carolina (12/17/11)

- Recorded one steal and a rebound in six minutes against Elon.
- Grabbed a rebound and dished it back out for an assist in three minutes at UNCG.
- Hauled in a rebound in five minutes of action in the win against Western Carolina.
- Returned to action against Furman with two rebounds in 10 minutes.
- Missed games at Samford and Chattanooga due to illness.
- Grabbed a pair of rebounds and blocked a shot in four minutes at Miami.
- Earned the starting nod at North Carolina and fouled out with two blocks and a rebound.

- Had his best game of the season to date with four points, seven rebounds and a block in 17 minutes against ETSU.
- Grabbed two rebounds, swiped a steal and attempted one shot at Minnesota.
- Swatted a block in five minutes against East Carolina.
- Tallied an assist in eight minutes at Tennessee Tech.
- Made his Appalachian debut with four rebounds and a block against Lees-McRae.

2011-12 GAME-BY-GAME

Opponent	Date	GS	Min	FG	FGA	Pct	3FG	3FGA	Pct	FT	FTA	Pct	Off	Def	Tot	Avg	PF	FO	A	TO	Blk	Stl	Pts	Avg
LEES-MCRAE	11/11/11	7	0	2	.000	0	0	.000	0	0	.000	0	2	4	4.0	1	0	0	1	1	1	0	0	0.0
at ETSU	11/15/11	DNP																						
at Tennessee Tech	11/19/11	8	0	0	.000	0	0	.000	0	0	.000	0	0	0	2.0	2	0	1	1	0	0	0	0.0	
vs East Carolina	11/22/11	5	0	0	.000	0	0	.000	0	2	.000	0	0	0	1.3	2	0	0	0	1	0	0	0.0	
MILLIGAN	11/26/11	1	0	1	.000	0	0	.000	0	0	.000	0	0	0	1.0	0	0	0	0	1	0	0	0.0	
UNCG	12/01/11	DNP																						
at Georgia Southern	12/03/11	DNP																						
at Minnesota	12/06/11	3	0	1	.000	0	0	.000	0	0	.000	1	1	2	1.2	2	0	0	0	0	1	0	0.0	
ETSU	12/10/11	17	1	1	1.000	0	0	.000	2	2	1.000	3	4	7	2.2	3	0	0	0	1	0	4	0.7	
at North Carolina	12/17/11	* 11	0	1	.000	0	0	.000	0	0	.000	1	0	1	2.0	5	1	1	0	2	0	0	0.6	
CAMPBELL	12/22/11	5	0	0	.000	0	0	.000	0	0	.000	1	0	1	1.9	4	0	0	0	0	0	0	0.5	
at Miami	12/30/11	4	0	0	.000	0	0	.000	0	0	.000	0	2	2	1.9	1	0	0	0	1	0	0	0.4	
at Samford	01/05/12	DNP																						
at Chattanooga	01/07/12	DNP																						
FURMAN	01/12/12	10	0	0	.000	0	0	.000	0	0	.000	0	2	2	1.9	1	0	0	1	0	0	0	0.4	
DAVIDSON	01/14/12	DNP																						
at Wofford	01/19/12	DNP																						
WESTERN CAROLINA	01/21/12	5	0	0	.000	0	0	.000	0	0	.000	1	0	1	1.8	1	0	0	0	0	0	0	0.4	
at UNCG	01/26/12	3	0	0	.000	0	0	.000	0	0	.000	1	0	1	1.8	0	0	1	0	0	0	0	0.3	
ELON	01/28/12	6	0	0	.000	0	0	.000	0	0	.000	0	1	1	1.7	0	0	0	0	0	0	1	0	0.3
SAMFORD	02/02/12	DNP																						
CHARLESTON	02/04/12	DNP																						
at Elon	02/06/12	2	0	0	.000	0	0	.000	0	0	.000	0	0	0	1.6	0	0	0	0	0	0	0	0.3	
at Furman	02/09/12	DNP																						
WOFFORD	02/11/12	DNP																						
Totals		1	87	1	6	.167	0	0	.000	2	4	.500	10	12	22	1.6	22	1	3	3	7	2	4	0.3

CAREER STATS

Year	GP	GS	Min	Avg	FG	FGA	Pct	3FG	3FGA	Pct	FT	FTA	Pct	Off	Def	Tot	Avg	PF	FO	Ast	TO	Blk	Stl	Pts	Avg
2011-12	14	1	87	6.2	1	6	.167	0	0	.000	2	4	.500	10	12	22	1.6	22	1	3	3	7	2	4	0.3
TOTAL	14	1	87	6.2	1	6	.167	0	0	.000	2	4	.500	10	12	22	1.6	22	1	3	3	7	2	4	0.3

CAREER SoCon STATS

Year	GP	GS	Min	Avg	FG	FGA	Pct	3FG	3FGA	Pct	FT	FTA	Pct	Off	Def	Tot	Avg	PF	FO	Ast	TO	Blk	Stl	Pts	Avg
2011-12	5	0	26	5.2	0	0	.000	0	0	.000	0	0	.000	2	3	5	1.0	2	0	1	1	0	1	0	0.0
TOTAL	5	0	26	5.2	0	0	.000	0	0	.000	0	0	.000	2	3	5	1.0	2	0	1	1	0	1	0	0.0



13
JAMAAL TRICE
 JUNIOR • GUARD
 6-6 • 230
 LOS ANGELES, CALIF.
 MIDLAND COLLEGE

Games played:	24
Minutes/game:	26.6
Points/game:	10.3
FG Pct:	40.4
3FG Pct:	38.1
FT Pct:	65.8
Rebounds/game:	2.8
Assists/game:	0.8
Turnovers/game:	1.6
Assist/turnover ratio:	0.5
Steals/game:	0.4
Blocks/game:	0.2

TRICE'S HIGHS

Points
 Career 27 vs. East Carolina (11/22/11)
 Season 27 vs. East Carolina (11/22/11)

Field Goals
 Career 8 vs. East Carolina (11/22/11)
 Season 8 vs. East Carolina (11/22/11)

Field Goal Attempts
 Career 15 vs. Coll. of Charleston (2/4/12)
 Season 15 vs. Coll. of Charleston (2/4/12)

3-Point Field Goals
 Career 5 at Tennessee Tech (11/19/11)
 vs. East Carolina (11/22/11)
 Season 5 at Tennessee Tech (11/19/11)
 vs. East Carolina (11/22/11)

3-Point Field Goal Attempts
 Career 9 at Tennessee Tech (11/19/11)
 Season 9 at Tennessee Tech (11/19/11)

Free Throws
 Career 6 Four times
 Season 6 Four times

Free Throw Attempts
 Career 9 vs. East Carolina (11/22/11)
 vs. Campbell (12/22/11)
 Season 9 vs. East Carolina (11/22/11)
 vs. Campbell (12/22/11)

Rebounds
 Career 7 vs. Coll. of Charleston (2/4/12)
 Season 7 vs. Coll. of Charleston (2/4/12)

Assists
 Career 3 at Tennessee Tech (11/19/11)
 Season 3 at Tennessee Tech (11/19/11)

Steals
 Career 2 Four times
 Season 2 Four times

Blocks
 Career 1 Five times
 Season 1 Five times

- Co-led ASU with 20 points on 6-of-9 shooting against Elon. Added two assists and a steal.
- Scored 21 points on 7-of-11 shooting against WCU. Sank all five free throws and 2-of-4 three-pointers.
- Notched 15 points on 5-of-9 shooting with four three-pointers against Davidson.
- Tallied seven points and five rebounds at UTC.
- Hauled in a season-best six rebounds to accompany two points and an assist at Samford.
- Sank 4-of-8 shots with three treys for 17 points to accompany three rebounds in the win over Campbell.
- Led the Apps with 12 points on 5-of-10 shooting against ETSU. Added a block and a rebound.
- Scored nine points with a pair of threes to accom-

- pany two rebounds and a block against UNCG.
- Recorded seven points, four rebounds and two assists against Milligan.
- Scored a season-best 27 points on 8-of-14 shooting with five three-pointers and four rebounds against East Carolina.
- Co-led the Apps with 19 points, including five three-pointers, at Tennessee Tech. Added three assists and a rebound in the win.
- Notched all 18 of his points in the second half at ETSU. Added five rebounds and an assist.
- Scored 10 points on 4-of-9 shooting with two rebounds in his first game with the Apps against Lees-McRae.

2011-12 GAME-BY-GAME


Opponent	Date	GS	Min	FG	FGA	Pct	3FG	FGA	Pct	FT	FTA	Pct	Off	Def	Tot	Avg	PF	FO	A	TO	Blk	Stl	Pts	Avg
LEES-MCRAE	11/11/11	*	20	4	9	.444	2	3	.667	0	0	.000	1	1	2	2.0	3	0	1	0	0	0	10	10.0
at ETSU	11/15/11	*	24	7	11	.636	4	7	.571	0	1	.000	3	2	5	3.5	5	1	1	2	0	0	18	14.0
at Tennessee Tech	11/19/11	*	35	5	12	.417	5	9	.556	4	4	1.000	0	1	1	2.7	4	0	3	1	0	0	19	15.7
vs East Carolina	11/22/11	*	34	8	14	.571	5	8	.625	6	9	.667	1	3	4	3.0	1	0	0	3	0	2	27	18.5
MILLIGAN	11/26/11	*	23	3	8	.375	0	4	.000	1	2	.500	2	2	4	3.2	2	0	2	1	0	0	7	16.2
UNCG	12/01/11	*	19	3	8	.375	2	5	.400	1	4	.250	1	1	2	3.0	3	0	0	3	1	0	9	15.0
at Georgia Southern	12/03/11	*	28	2	6	.333	2	5	.400	2	3	.667	0	2	2	2.9	0	0	2	0	2	8	14.0	
at Minnesota	12/06/11	*	28	1	6	.167	1	5	.200	2	2	1.000	0	3	3	2.9	1	0	0	2	1	0	5	12.9
ETSU	12/10/11	*	31	5	10	.500	2	5	.400	0	1	.000	0	1	1	2.7	3	0	0	2	1	0	12	12.8
at North Carolina	12/17/11	*	23	0	2	.000	0	1	.000	0	0	.000	0	1	1	2.5	0	0	1	2	0	0	0	11.5
CAMPBELL	12/22/11		33	4	8	.500	3	4	.750	6	9	.667	0	3	3	2.5	2	0	0	0	0	0	17	12.0
at Miami	12/30/11		24	2	6	.333	1	1	1.000	1	2	.500	0	2	2	2.5	2	0	1	0	0	0	6	11.5
at Samford	01/05/12	*	27	1	6	.167	0	3	.000	0	2	.000	1	5	6	2.8	0	0	1	1	0	0	2	10.8
at Chattanooga	01/07/12	*	28	2	7	.286	2	5	.400	1	2	.500	3	2	5	2.9	3	0	1	1	0	0	7	10.5
FURMAN	01/12/12	*	17	3	5	.600	1	3	.333	2	2	1.000	2	3	5	3.1	3	0	0	1	0	0	9	10.4
DAVIDSON	01/14/12	*	29	5	9	.556	4	7	.571	1	1	1.000	0	1	1	2.9	3	0	1	3	1	0	15	10.7
at Wofford	01/19/12	*	28	2	8	.250	0	2	.000	3	4	.750	2	0	2	2.9	0	0	1	1	0	0	7	10.5
WESTERN CAROLINA	01/21/12	*	35	7	11	.636	2	4	.500	5	5	1.000	1	1	2	2.8	3	0	1	2	0	2	21	11.1
at UNCG	01/26/12	*	26	2	8	.250	1	3	.333	6	8	.750	2	0	2	2.8	4	0	1	3	0	2	11	11.1
ELON	01/28/12	*	30	6	9	.667	2	5	.400	6	8	.750	0	1	1	2.7	2	0	2	2	0	1	20	11.5
SAMFORD	02/02/12	*	33	3	14	.214	1	8	.125	0	0	.000	1	1	2	2.7	2	0	1	1	0	0	7	11.3
CHARLESTON	02/04/12	*	31	3	15	.200	0	6	.000	0	0	.000	2	5	7	2.9	2	0	1	3	0	0	6	11.0
at Elon	02/06/12	*	21	2	5	.400	0	2	.000	0	2	.000	0	3	3	2.9	0	0	2	2	0	0	4	10.7
at Furman	02/09/12	DNP																						
WOFFORD	02/11/12		11	0	1	.000	0	0	.000	1	2	.500	0	1	1	2.8	0	0	0	0	1	0	1	10.3
Totals			21	638	80	.404	40	105	.381	48	73	.658	22	45	67	2.8	48	1	20	39	5	9	248	10.3

CAREER STATS

Year	GP	GS	Min	Avg	FG	FGA	Pct	3FG	3FGA	Pct	FT	FTA	Pct	Off	Def	Tot	Avg	PF	FO	Ast	TO	Blk	Stl	Pts	Avg
2011-12	24	21	638	26.6	80	198	.404	40	105	.381	48	73	.658	22	45	67	2.8	48	1	20	39	5	9	248	10.3
TOTAL	24	21	638	26.6	80	198	.404	40	105	.381	48	73	.658	22	45	67	2.8	48	1	20	39	5	9	248	10.3

CAREER SoCon STATS

Year	GP	GS	Min	Avg	FG	FGA	Pct	3FG	3FGA	Pct	FT	FTA	Pct	Off	Def	Tot	Avg	PF	FO	Ast	TO	Blk	Stl	Pts	Avg
2011-12	14	13	363	25.9	41	112	.366	17	58	.293	28	43	.651	15	26	41	2.9	25	0	12	25	3	7	127	9.1
TOTAL	14	13	363	25.9	41	112	.366	17	58	.293	28	43	.651	15	26	41	2.9	25	0	12	25	3	7	127	9.1



3
G.J. VILARINO
R-SOPHOMORE • GUARD
6-1 • 185
MCKINNEY, TEXAS
GONZAGA

Games played:	22
Minutes/game:	17.6
Points/game:	4.0
FG Pct:	34.1
3FG Pct:	10.5
FT Pct:	57.5
Rebounds/game:	1.9
Assists/game:	1.5
Turnovers/game:	1.5
Assist/turnover ratio:	1.0
Steals/game:	0.5

VILARINO'S HIGHS

Points
 Career 13 at Furman (2/9/12)
 Season 13 at Furman (2/9/12)

Field Goals
 Career 4 vs. Milligan (11/26/11)
 Season 4 vs. Milligan (11/26/11)

Field Goal Attempts
 Career 10 at Furman (2/9/12)
 Season 10 at Furman (2/9/12)

Three-Point Field Goals
 Career 1 at North Carolina (12/17/11)
 at Wofford (1/19/12)
 Season 1 at North Carolina (12/17/11)
 at Wofford (1/19/12)

Three-Point Field Goal Attempts
 Career 2 Four times
 Season 2 Four times

Free Throws
 Career 7 at Furman (2/9/12)
 Season 7 at Furman (2/9/12)

Free Throw Attempts
 Career 8 at Furman (2/9/12)
 Season 8 at Furman (2/9/12)

Rebounds
 Career 9 at Furman (2/9/12)
 Season 9 at Furman (2/9/12)

Assists
 Career 5 vs. Milligan (11/26/11)
 Season 5 vs. Milligan (11/26/11)

Steals
 Career 2 vs. Campbell (12/22/11)
 Season 2 vs. Campbell (12/22/11)

Blocks
 Career
 Season

- Started and recorded career highs with 13 points and nine rebounds in the win at Furman. Sank 7-of-8 free throws.
- Scored four points on 2-of-2 shooting at Elon.
- Notched six points, two rebounds and two assists in 18 minutes against College of Charleston.
- Scored four points with two assists and a rebound against Elon.
- Notched seven points on 3-of-5 shooting with two rebounds and an assist at Wofford.
- Tallied six points with three assists and two rebounds against Davidson.
- Passed around three assists with two points and a pair of rebounds at Miami.

- Notched five points, three assists and two rebounds at North Carolina.
- Scored five points with two rebounds at Georgia Southern.
- Dished out four assists to accompany four points and six rebounds against UNCG.
- In his first start, scored 10 points on 4-of-7 shooting with five assists and a steal against Milligan.
- Made his season debut with two points, four rebounds and an assist in 18 minutes against East Carolina.
- Sat out the season's first three games while recovering from an ankle injury.

2011-12 GAME-BY-GAME

Opponent	Date	GS	Min	FG	FGA	Pct	3FG	FGA	Pct	FT	FTA	Pct	Off	Def	Tot	Avg	PF	FO	A	TO	Blk	Stl	Pts	Avg	
LEES-McRAE	11/11/11		DNP																						
at ETSU	11/15/11		DNP																						
at Tennessee Tech	11/19/11		DNP																						
vs East Carolina	11/22/11	18	1	5	.200	0	1	.000	0	0	.000	0	4	4	4.0	1	0	1	1	0	1	2	2.0		
MILLIGAN	11/26/11	* 26	4	7	.571	0	1	.000	2	4	.500	0	0	0	2.0	0	0	5	6	0	1	10	6.0		
UNCG	12/01/11	* 30	1	7	.143	0	2	.000	2	3	.667	0	6	6	3.3	3	0	4	2	0	0	4	5.3		
at Georgia Southern	12/03/11	* 18	1	4	.250	0	1	.000	3	6	.500	0	2	2	3.0	1	0	0	3	0	0	5	5.3		
at Minnesota	12/06/11	* 23	2	9	.222	0	2	.000	0	0	.000	0	0	0	2.4	2	0	1	1	0	0	4	5.0		
ETSU	12/10/11	* 9	1	1	1.000	0	0	.000	0	0	.000	0	0	0	2.0	1	0	1	3	0	0	2	4.5		
at North Carolina	12/17/11	16	2	3	.667	1	1	1.000	0	0	.000	0	2	2	2.0	1	0	3	0	0	0	5	4.6		
CAMPBELL	12/22/11	11	0	0	.000	0	0	.000	1	2	.500	0	1	1	1.9	0	0	2	2	0	2	1	4.1		
at Miami	12/30/11	13	1	5	.200	0	1	.000	0	2	.000	1	1	2	1.9	1	0	3	1	0	1	2	3.9		
at Samford	01/05/12	15	1	2	.500	0	0	.000	0	1	.000	0	0	0	1.7	2	0	2	2	0	1	2	3.7		
at Chattanooga	01/07/12	14	1	3	.333	0	0	.000	0	0	.000	0	1	1	1.6	0	0	1	1	0	1	2	3.5		
FURMAN	01/12/12	15	1	5	.200	0	0	.000	0	0	.000	0	1	1	1.6	1	0	0	2	0	1	2	3.4		
DAVIDSON	01/14/12	27	2	5	.400	0	1	.000	2	2	1.000	0	2	2	1.6	3	0	3	0	0	1	6	3.6		
at Wofford	01/19/12	18	3	5	.600	1	1	1.000	0	0	.000	0	2	2	1.6	0	0	1	1	0	0	7	3.9		
WESTERN CAROLINA	01/21/12	9	0	2	.000	0	2	.000	0	0	.000	0	0	0	1.5	1	0	2	1	0	0	0	3.6		
at UNCG	01/26/12	8	1	2	.500	0	0	.000	0	2	.000	0	3	3	1.6	2	0	0	3	0	0	2	3.5		
ELON	01/28/12	18	1	1	1.000	0	0	.000	2	6	.333	0	1	1	1.6	1	0	2	1	0	0	4	3.5		
SAMFORD	02/02/12	12	0	2	.000	0	2	.000	0	0	.000	1	0	1	1.6	0	0	0	0	0	0	0	3.3		
CHARLESTON	02/04/12	18	2	4	.500	0	1	.000	2	2	1.000	0	2	2	1.6	0	0	2	1	0	0	6	3.5		
at Elon	02/06/12	13	2	2	1.000	0	0	.000	0	0	.000	0	0	0	1.5	0	0	0	0	0	0	4	3.5		
at Furman	02/09/12	* 31	3	10	.300	0	2	.000	7	8	.875	1	8	9	1.9	1	0	0	1	0	0	13	4.0		
WOFFORD	02/11/12	* 26	1	7	.143	0	1	.000	2	2	1.000	0	2	2	1.9	1	0	1	1	0	1	4	4.0		
Totals		7	388	31	91	.341	2	19	.105	23	40	.575	3	38	41	1.9	22	0	34	33	0	10	87	4.0	

CAREER STATS

Year	GP	GS	Min	Avg	FG	FGA	Pct	3FG	3FGA	Pct	FT	FTA	Pct	Off	Def	Tot	Avg	PF	FO	Ast	TO	Blk	Stl	Pts	Avg
2011-12	22	7	388	17.6	31	91	.341	2	19	.105	23	40	.575	3	38	41	1.9	22	0	34	33	0	10	87	4.0
TOTAL	22	7	388	17.6	31	91	.341	2	19	.105	23	40	.575	3	38	41	1.9	22	0	34	33	0	10	87	4.0

CAREER SoCon STATS

Year	GP	GS	Min	Avg	FG	FGA	Pct	3FG	3FGA	Pct	FT	FTA	Pct	Off	Def	Tot	Avg	PF	FO	Ast	TO	Blk	Stl	Pts	Avg
2011-12	15	4	272	18.1	20	61	.328	1	13	.077	20	32	.625	2	30	32	2.1	16	0	18	19	0	5	61	4.1
TOTAL	15	4	272	18.1	20	61	.328	1	13	.077	20	32	.625	2	30	32	2.1	16	0	18	19	0	5	61	4.1



50
ANDRE WILLIAMSON
 SENIOR • FORWARD
 6-7 • 240
 DAYTON, OHIO
 PRINCE GEORGE ACADEMY

Games played:	25
Minutes/game:	26.0
Points/game:	9.8
FG Pct:	57.2
3FG Pct:	56.3
FT Pct:	56.6
Rebounds/game:	6.9
Assists/game:	1.3
Turnovers/game:	1.7
Assist/turnover ratio:	0.8
Steals/game:	0.4
Blocks/game:	1.5

WILLIAMSON'S HIGHS

Career 20	vs. Milligan (12/30/10)
Season 20	at Wofford (1/19/12)
Field Goals Career 8	Three times
Season 8	at Miami (12/30/11)
	at Wofford (1/19/12)
Field Goal Attempts Career 13	at Western Carolina (1/15/11)
Season 12	at Wofford (1/19/12)
3-Point Field Goals Career 2	at Miami (12/30/11)
Season 2	at Wofford (1/19/12)
	at Miami (12/30/11)
	at Wofford (1/19/12)
3-Point Attempts Career 3	at Miami (12/30/11)
Season 3	at Miami (12/30/11)
Free Throws Career 12	vs. Lees-McRae (11/11/11)
Season 12	vs. Lees-McRae (11/11/11)
Free Throw Attempts Career 14	vs. Lees-McRae (11/11/11)
Season 14	vs. Lees-McRae (11/11/11)
Rebounds Career 18	vs. Milligan (11/26/11)
Season 18	vs. Milligan (11/26/11)
Assists Career 4	vs. Georgia Southern (1/8/11)
	vs. Furman (1/12/12)
Season 4	vs. Furman (1/12/12)
Steals Career 3	vs. Lees-McRae (11/11/11)
Season 3	vs. Lees-McRae (11/11/11)
Blocks Career 5	vs. UNC Wilmington (11/13/09)
	at UNCG (1/26/12)
Season 5	at UNCG (1/26/12)

- Led ASU with eight rebounds against Samford. Added five points and two assists.
- Matched a career high with five blocks at UNCG. Scored 13 points and hauled in eight boards as well.
- Notched a double-double with 10 points and 11 rebounds against WCU. Shot 4-of-5 with two assists.
- Matched a career high with 20 points on 8-of-12 shooting at Wofford. Added nine boards.
- Scored 10 points on 5-of-7 shooting against Furman in addition to grabbing five rebounds and leading ASU with four assists.
- Named SoCon Player of the Week on Jan. 3.
- Notched 19 points on 8-of-11 shooting to accompany a team-best seven rebounds at Miami.

- Recorded 16 points against Campbell. Shot 5-of-7 with five boards and a block.
- Scored 11 points on 5-of-9 shooting at UNC.
- Swatted three blocks against ETSU. Also scored four points with four rebounds.
- Co-led ASU with 13 points on 6-of-7 shooting at Georgia Southern. Added nine boards and a block.
- Swatted four blocks with seven points and six rebounds against UNCG.
- Scored a career-high 18 rebounds to accompany 13 points, four blocks and his first-career three-pointer in just 27 minutes against Milligan.
- Notched his fifth-career double-double with 16 points and 11 rebounds against Lees-McRae.

2011-12 GAME-BY-GAME

Opponent	Date	GS	Min	FG	FGA	Pct	3FG	3FGA	Pct	FT	FTA	Pct	Off	Def	Tot	Avg	PF	FO	A	TO	Blk	Stl	Pts	Avg	
LEES-MCRAE	11/11/11	*	22	2	5	.400	0	0	.000	12	14	.857	4	7	11	11.0	3	0	1	1	1	3	16	16.0	
at ETSU	11/15/11	*	18	5	5	1.000	0	0	.000	0	1	.000	1	2	3	7.0	5	1	2	0	1	0	10	13.0	
at Tennessee Tech	11/19/11	*	24	3	6	.500	0	0	.000	0	0	.000	0	3	3	5.7	5	1	0	2	2	0	6	10.7	
vs East Carolina	11/22/11	*	26	0	4	.000	0	1	.000	1	3	.333	1	5	6	5.8	1	0	1	6	2	0	1	8.3	
MILLIGAN	11/26/11	*	27	5	7	.714	1	1	1.000	2	4	.500	2	16	18	8.2	0	0	3	1	4	1	13	9.2	
UNCG	12/01/11	*	27	3	7	.429	0	1	.000	1	1	1.000	2	4	6	7.8	2	0	2	0	4	1	7	8.8	
at Georgia Southern	12/03/11	*	38	6	7	.857	0	0	.000	1	4	.250	0	9	9	8.0	1	0	1	3	1	0	13	9.4	
at Minnesota	12/06/11	*	32	0	5	.000	0	0	.000	2	2	1.000	4	4	8	8.0	2	0	3	2	1	0	2	8.5	
ETSU	12/10/11	*	34	2	5	.400	0	0	.000	0	2	.000	1	3	4	7.6	2	0	2	0	3	1	4	8.0	
at North Carolina	12/17/11	*	28	5	9	.556	1	1	1.000	0	0	.000	1	2	3	7.1	0	0	2	0	2	0	11	8.3	
CAMPBELL	12/22/11	*	26	5	7	.714	1	1	1.000	5	7	.714	0	5	5	6.9	4	0	0	1	1	0	16	9.0	
at Miami	12/30/11	*	27	8	11	.727	2	3	.667	1	3	.333	3	4	7	6.9	4	0	1	0	1	0	19	9.8	
at Samford	01/05/12	*	23	4	5	.800	0	0	.000	2	6	.333	0	5	5	6.8	4	0	2	1	1	0	10	9.8	
at Chattanooga	01/07/12	*	17	2	4	.500	0	0	.000	1	2	.500	2	4	6	6.7	5	1	0	1	1	0	5	9.5	
FURMAN	01/12/12	*	30	5	7	.714	0	0	.000	0	0	.000	1	4	5	6.6	2	0	4	0	1	1	10	9.5	
DAVIDSON	01/14/12	*	27	4	6	.667	1	1	1.000	5	10	.500	2	4	6	6.6	4	0	1	2	2	1	14	9.8	
at Wofford	01/19/12	*	30	8	12	.667	2	3	.667	2	2	1.000	4	5	9	6.7	3	0	2	1	1	0	20	10.4	
WESTERN CAROLINA	01/21/12	*	29	4	5	.800	0	0	.000	2	2	1.000	2	9	11	6.9	2	0	2	3	2	0	10	10.4	
at UNCG	01/26/12	*	29	5	8	.625	1	2	.500	2	4	.500	1	7	8	7.0	4	0	0	2	5	1	13	10.5	
ELON	01/28/12	*	23	4	6	.667	0	1	.000	1	2	.500	1	9	10	7.2	5	1	0	2	0	1	9	10.5	
SAMFORD	02/02/12	*	26	2	4	.500	0	0	.000	1	2	.500	3	5	8	7.2	0	0	2	1	0	0	5	10.2	
CHARLESTON	02/04/12	*	23	4	11	.364	0	1	.000	0	0	.000	5	3	8	7.2	2	0	1	2	1	0	8	10.1	
at Elon	02/06/12	*	22	1	4	.250	0	0	.000	2	4	.500	0	4	4	7.1	4	0	0	6	1	1	4	9.8	
at Furman	02/09/12	*	18	3	8	.375	0	0	.000	4	8	.500	2	2	4	7.0	5	1	1	2	0	0	10	9.8	
WOFFORD	02/11/12	*	25	5	8	.625	0	0	.000	0	0	.000	0	6	6	6.9	2	0	1	1	2	0	10	9.8	
Totals			25	651	95	166	.572	9	16	.563	47	83	.566	42	131	173	6.9	71	5	32	42	38	11	246	9.8

Indicates double-double

CAREER STATS

Year	GP	GS	Min	Avg	FG	FGA	Pct	3FG	3FGA	Pct	FT	FTA	Pct	Off	Def	Tot	Avg	PF	FO	Ast	TO	Blk	Stl	Pts	Avg
2008-09	28	0	357	12.8	28	61	.459	0	0	.000	28	44	.636	29	77	106	3.8	56	2	9	23	32	3	84	3.0
2009-10	37	7	613	16.6	58	114	.509	0	0	.000	55	84	.655	48	158	206	5.6	65	1	18	39	38	13	171	4.6
2010-11	31	30	835	26.9	104	185	.562	0	0	.000	61	95	.642	51	144	195	6.3	87	3	25	43	46	8	269	8.7
2011-12	25	25	651	26.0	95	166	.572	9	16	.563	47	83	.566	42	131	173	6.9	71	5	32	42	38	11	246	9.8
TOTAL	121	62	2456	20.3	285	526	.542	9	16	.563	191	306	.624	170	510	680	5.6	279	11	84	147	154	35	770	6.4

CAREER SoCon STATS

Year	GP	GS	Min	Avg	FG	FGA	Pct	3FG	3FGA	Pct	FT	FTA	Pct	Off	Def	Tot	Avg	PF	FO	Ast	TO	Blk	Stl	Pts	Avg
2008-09	18	0	201	11.2	17	34	.500	0	0	.000	8	13	.615	13	45	58	3.2	37	2	7	11	16	0	42	2.3
2009-10	18	2	304	16.9	32	53	.604	0	0	.000	23	35	.657	16	71	87	4.8	35	1	6	22	17	5	87	4.8
2010-11	18	17	503	27.9	60	106	.566	0	0	.000	36	54	.667	33	82	115	6.4	49	1	13	26	26	3	156	8.7
2011-12	15	15	387	25.8	60	102	.588	4	9	.444	24	47	.511	25	80	105	7.0	45	3	19	27	22	6	148	9.9
TOTAL	69	34	1395	20.2	169	295	.573	4	9	.444	91	149	.611	87	278	365	5.3	166	7	45	86	81	14	433	6.3



33
MITCH WOODS
SOPHOMORE • GUARD
6-3 • 210
NAPLES, FLA.
COMMUNITY SCHOOL OF NAPLES

Games played:	24
Minutes/game:	13.2
Points/game:	1.8
FG Pct:	36.6
3FG Pct:	25.0
FT Pct:	60.0
Rebounds/game:	0.8
Assists/game:	1.4
Turnovers/game:	1.1
Assist/turnover ratio:	1.3
Steals/game:	0.2
Blocks/game:	0.2

WOODS' HIGHS

Points	
Career 8	at Elon (2/6/12)
Season 8	at Elon (2/6/12)
Field Goals	
Career 3	at Elon (2/6/12)
Season 3	at Elon (2/6/12)
Field Goal Attempts	
Career 6	vs. UNC Greensboro (1/13/11)
Season 6	Two times at Elon (2/6/12)
3-Point Field Goals	
Career 1	Six times
Season 1	Four times
3-Point Attempts	
Career 3	at ETSU (11/15/11)
Season 3	at Wofford (1/19/12)
	at ETSU (11/15/11)
	at Wofford (1/19/12)
Free Throws	
Career 3	Three times
Season 3	at Miami (12/30/11)
	at Furman (2/9/12)
Free Throw Attempts	
Career 6	at Tulsa (11/12/10)
Season 4	at Miami (12/30/11)
Rebounds	
Career 8	at Mississippi State (11/19/10)
Season 4	at ETSU (11/15/11)
Assists	
Career 7	at Vanderbilt (11/27/10)
Season 7	vs. Lees-McRae (11/11/11)
	vs. Lees-McRae (11/11/11)
Steals	
Career 2	vs. Chattanooga (2/12/11)
Season 1	Four times
Blocks	
Career 2	vs. Lees-McRae (11/11/11)
Season 2	vs. Lees-McRae (11/11/11)

- Scored six points on 2-of-3 shooting with three rebounds against Wofford.
- Made his fifth start of the season at Furman and scored five points on 3-of-3 free-throw shooting to accompany two assists, one rebound, a block and a steal.
- Scored a career-best eight points on 3-of-6 shooting at Elon. Chipped in an assist and a steal.
- Notched four assists against Davidson.
- Passed around a pair of assists in 10 minutes against Furman.
- Scored six points in 17 minutes at Miami, near his hometown of Naples, Fla.

- Hauled in two rebounds in six minutes at North Carolina.
- Fouled out with three points and three assists in 16 minutes at Georgia Southern.
- Scored two points with four assists, two rebounds and a block at Tennessee Tech.
- Dished out four assists and hauled in four rebounds to accompany two points at ETSU.
- Matched a career best with seven assists to accompany two points, two blocks and two rebounds in the season opener against Lees-McRae.

2011-12 GAME-BY-GAME

Opponent	Date	GS	Min	FG	FGA	Pct	3FG	3FGA	Pct	FT	FTA	Pct	Off	Def	Tot	Avg	PF	FO	A	TO	Blk	Stl	Pts	Avg	
LEES-MCRAE	11/11/11	*	24	1	2	.500	0	0	.000	0	0	.000	1	1	2	2.0	3	0	7	1	2	1	2	2.0	
at ETSU	11/15/11	*	25	1	5	.200	0	3	.000	0	0	.000	2	2	4	3.0	3	0	4	6	0	0	2	2.0	
at Tennessee Tech	11/19/11	*	30	1	2	.500	0	1	.000	0	0	.000	0	2	2	2.7	1	0	4	1	1	0	2	2.0	
vs East Carolina	11/22/11	*	21	0	0	.000	0	0	.000	0	0	.000	0	0	0	2.0	2	0	0	3	0	0	0	1.5	
MILLIGAN	11/26/11		5	0	2	.000	0	0	.000	0	0	.000	0	0	0	1.6	0	0	1	0	0	0	0	1.2	
UNCG	12/01/11		4	0	0	.000	0	0	.000	0	0	.000	0	0	0	1.3	1	0	0	1	0	0	0	1.0	
at Georgia Southern	12/03/11		16	1	2	.500	0	1	.000	1	3	.333	0	0	0	1.1	5	1	3	0	0	0	3	1.3	
at Minnesota	12/06/11		19	1	3	.333	0	0	.000	0	0	.000	0	0	0	1.0	2	0	2	2	0	0	2	1.4	
ETSU	12/10/11		9	0	0	.000	0	0	.000	0	0	.000	0	0	0	0.9	1	0	2	0	1	0	0	1.2	
at North Carolina	12/17/11		6	0	0	.000	0	0	.000	0	0	.000	0	2	2	1.0	0	0	0	0	0	0	0	1.1	
CAMPBELL	12/22/11		DNP																						
at Miami	12/30/11		17	1	3	.333	1	2	.500	3	4	.750	0	1	1	1.0	3	0	0	1	0	1	6	1.5	
at Samford	01/05/12		17	0	1	.000	0	1	.000	0	0	.000	0	1	1	1.0	1	0	1	0	0	0	0	1.4	
at Chattanooga	01/07/12		11	0	1	.000	0	1	.000	0	0	.000	0	1	1	1.0	1	0	0	1	0	0	0	1.3	
FURMAN	01/12/12		10	0	0	.000	0	0	.000	0	0	.000	0	0	0	0.9	0	0	2	1	0	0	0	1.2	
DAVIDSON	01/14/12		16	0	1	.000	0	0	.000	0	0	.000	1	0	1	0.9	1	0	4	0	0	0	0	1.1	
at Wofford	01/19/12		10	2	4	.500	1	3	.333	0	0	.000	0	0	0	0.9	0	0	0	0	0	0	5	1.4	
WESTERN CAROLINA	01/21/12		4	0	0	.000	0	0	.000	0	0	.000	0	0	0	0.8	0	0	0	0	0	0	0	1.3	
at UNCG	01/26/12		7	0	1	.000	0	0	.000	0	0	.000	0	0	0	0.8	1	0	0	2	0	0	0	1.2	
ELON	01/28/12		5	1	2	.500	0	1	.000	0	0	.000	0	0	0	0.7	0	0	0	1	0	0	2	1.3	
SAMFORD	02/02/12		10	0	1	.000	0	0	.000	0	0	.000	0	0	0	0.7	0	0	1	1	0	0	0	1.2	
CHARLESTON	02/04/12		4	0	0	.000	0	0	.000	0	0	.000	0	0	0	0.7	2	0	0	0	0	0	0	1.1	
at Elon	02/06/12		19	3	6	.500	1	1	1.000	1	3	.333	0	0	0	0.6	3	0	1	2	0	1	8	1.5	
at Furman	02/09/12	*	17	1	2	.500	0	0	.000	3	3	1.000	1	0	1	0.7	1	0	2	1	1	1	5	1.6	
WOFFORD	02/11/12		10	2	3	.667	1	2	.500	1	2	.500	0	3	3	0.8	1	0	0	2	0	0	6	1.8	
Totals			5	316	15	41	.366	4	16	.250	9	15	.600	5	13	18	0.8	32	1	34	26	5	4	43	1.8

CAREER STATS

Year	GP	GS	Min	Avg	FG	FGA	Pct	3FG	3FGA	Pct	FT	FTA	Pct	Off	Def	Tot	Avg	PF	FO	Ast	TO	Blk	Stl	Pts	Avg
2010-11	26	17	541	20.8	17	52	.327	2	13	.154	13	32	.406	19	60	79	3.0	46	0	63	45	2	12	49	1.9
2011-12	24	5	316	13.2	15	41	.366	4	16	.250	9	15	.600	5	13	18	0.8	32	1	34	26	5	4	43	1.8
TOTAL	50	22	857	17.1	32	93	.344	6	29	.207	22	47	.468	24	73	97	1.9	78	1	97	71	7	16	92	1.8

CAREER SoCon STATS

Year	GP	GS	Min	Avg	FG	FGA	Pct	3FG	3FGA	Pct	FT	FTA	Pct	Off	Def	Tot	Avg	PF	FO	Ast	TO	Blk	Stl	Pts	Avg
2010-11	16	11	356	22.3	10	38	.263	1	12	.083	5	14	.357	12	38	50	3.1	35	0	40	23	2	9	26	1.6
2011-12	15	1	160	10.7	10	24	.417	3	10	.300	6	11	.545	2	5	7	0.5	17	1	14	12	1	2	29	1.9
TOTAL	31	12	516	16.6	20	62	.323	4	22	.182	11	25	.440	14	43	57	1.8	52	1	54	35	3	11	55	1.8

GAME 1

LEES-MCRAE 61
APPALACHIAN 90

Nov. 11, 2011 • Boone, N.C.
Holmes Center • 1,689

Andre Williamson turned in a double-double with 16 points and 11 rebounds to lead Appalachian State University men's basketball to a 90-61 win over visiting Lees-McRae the season opener at the Holmes Center.

Williamson led four players in double-figures for Appalachian. Omar Carter added 15 points and newcomers Jamaal Trice and Tab Hamilton chipped in with 10 apiece.

Carter added eight of Appalachian's 53 rebounds and swiped four steals with two assists on the night. In his official ASU debut, Trice sank 4-of-9 shots, including a pair of treys, in 20 minutes. Making his collegiate debut, Hamilton added two assists, two blocks and a steal.

The Mountaineers hit three-straight three-pointers to open the game and never trailed en route to the victory.

LEES-MCRAE 61

Player	FG	3FG	FT	R	TP	A	MIN
Tillman-F	1-4	0-0	2-2	4	4	0	21
Henry-F	4-9	0-0	2-2	10	10	0	34
Lamot-G	5-16	0-2	4-6	6	14	2	23
Sepokas-G	2-6	1-2	0-0	1	5	0	8
Brown-G	0-1	0-1	0-0	0	0	1	5
Lopez	1-4	1-2	3-4	2	6	1	23
Young	2-5	1-3	0-0	3	5	1	19
Battle	3-14	0-3	1-2	5	7	2	30
Eppley	0-2	0-1	3-4	1	3	0	13
Oji	0-2	0-0	3-4	2	3	0	13
Urbina	2-2	0-0	0-0	4	4	1	11
Team	6						
Total	20-65	3-14	18-24	44	61	8	200

	Half (21)	Final
FG%	.212 (7-33)	.308
3FG%	.125 (1-8)	.214
FT%	.750 (6-8)	.750

APPALACHIAN 90

Player	FG	3FG	FT	R	TP	A	MIN
Williamson-F	2-5	0-0	12-14	11	16	1	22
Butts-C	4-6	0-0	0-0	5	8	0	18
Trice-G	4-9	2-3	0-0	2	10	0	20
Carter-G	6-12	2-4	1-4	8	15	2	26
Woods-G	1-2	0-0	0-0	2	2	7	24
Milum	2-9	2-8	2-5	3	8	3	17
Hamilton	3-10	1-5	3-3	2	10	2	16
Healy	3-6	0-1	2-4	8	8	0	20
Neal	1-3	1-2	4-4	1	7	4	17
Okam	0-2	0-0	0-0	4	0	0	7
Hausley	3-7	0-0	0-3	1	6	0	13
Team	6						
Total	29-71	8-23	24-37	53	90	19	200

	Half (46)	Final
FG%	.444 (16-36)	.408
3FG%	.417 (5-12)	.348
FT%	.643 (9-14)	.649

Fouls: ASU 23 (Five, 3), LMC 26 (Tillman, 5). **Turnovers:** ASU 16 (Two, 3), LMC 23 (Battle, 6). **Blocks:** ASU 12 (Four, 2), LMC 2 (Two, 1). **Steals:** ASU 15 (Two, 4), LMC 6 (Battle, 2).

GAME 2

APPALACHIAN 68
ETSU 81

Nov. 15, 2011 • Johnson City, Tenn.
MSHA Athletic Center • 3,789

After falling behind by double figures early in the contest, Appalachian State University men's basketball clawed its way back against ETSU before falling, 81-68, at the MSHA Athletic Center.

The Mountaineers struggled with shooting in the cavernous domed arena in the first half and converted just 6-of-26 attempts from the field in the opening 20 minutes. While ETSU's full-court press was successful in forcing 20 turnovers before the intermission, it yielded 13 fouls by the home team and allowed Appalachian to sink 10-of-11 free throws. ASU's success at the foul line kept it within striking distance at 39-23 at the break after trailing by as many as 19 points in the early going.

In the second half, Appalachian shook off its shooting woes and methodically worked back within seven points at 67-60 with five minutes to play. The Bucs then stole back the momentum with a three-point play and a seven-point run to put the game virtually out of reach.

APPALACHIAN 68

Player	FG	3FG	FT	R	TP	A	MIN
Carter-F	5-14	0-1	4-7	8	14	4	35
Williamson-F	5-5	0-0	0-1	3	10	2	18
Butts-C	2-6	0-0	6-6	11	10	0	31
Trice-G	7-11	4-7	0-1	5	18	1	24
Woods-G	1-5	0-3	0-0	4	2	4	25
Milum	2-9	0-5	1-1	1	5	0	20
Hamilton	1-5	1-5	2-2	1	5	1	14
Healy	1-4	0-2	0-0	4	2	1	16
Neal	1-5	0-4	0-0	2	2	3	17
Team	7						
Total	25-64	5-27	13-18	46	68	16	200

	Half (23)	Final
FG%	.231 (6-26)	.391
3FG%	.067 (1-15)	.185
FT%	.909 (10-11)	.722

ETSU 81

Player	FG	3FG	FT	R	TP	A	MIN
Hubbard-F	8-14	1-1	6-7	7	23	2	33
Brown-F	5-9	0-0	2-6	6	12	2	23
Cooley-G	4-9	0-1	3-4	5	11	3	35
Dubose-G	2-9	1-6	4-6	5	9	1	26
Sollazzo-G	4-7	0-0	8-14	6	16	5	38
Jones	1-4	1-2	0-0	0	3	2	15
Walton	0-1	0-0	0-0	0	0	0	1
Podaris	3-3	0-0	1-2	1	7	0	20
Ward	0-1	0-0	0-0	0	0	1	9
Team	3						
Total	27-57	3-10	24-39	33	81	16	200

	Half (39)	Final
FG%	.452 (14-31)	.474
3FG%	.200 (1-5)	.300
FT%	.714 (10-14)	.615

Fouls: ASU 26 (Two, 5), ETSU 21 (Two, 4). **Turnovers:** ASU 29 (Woods, 6), ETSU 16 (Brown, 6). **Blocks:** ASU 3 (Butts, 2), ETSU 3 (Brown, 2). **Steals:** ASU 5 (Neal, 2), ETSU 18 (Cooley, 7).

GAME 3

APPALACHIAN 68
TENNESSEE TECH 63

Nov. 19, 2011 • Cookeville, Tenn.
Eblen Center • 1,650

Appalachian State University men's basketball fought off a late Tennessee Tech rally to earn a 68-63 win in the Eblen Center. Omar Carter and Jamaal Trice led the Mountaineers with 19 points each in the close victory.

After the Golden Eagles erased an eight-point deficit in the second half, the Mountaineers responded with an 11-2 run spanning nearly five minutes in the middle of the period. Appalachian then kept its lead to at least four points until the game's final minute and closed out the contest with free throws to pick up its first road win of the young season. ASU shot 14-of-19 from the foul line in the game.

TTU cut the ASU lead from five to two points with 47 ticks left in regulation before Isaac Butts padded the narrow lead with a free throw with 18 seconds on the clock. The Apps then forced a difficult TTU three-pointer with four seconds left.

APPALACHIAN 68

Player	FG	3FG	FT	R	TP	A	MIN
Trice-G	5-12	5-9	4-4	1	19	3	35
Carter-G	6-14	2-7	5-7	4	19	1	34
Butts-C	2-2	0-0	2-4	7	6	1	21
Woods-G	1-2	0-1	0-0	2	2	4	30
Williamson-F	3-6	0-0	0-0	3	6	0	24
Milum	4-6	2-4	3-4	4	13	1	26
Healy	0-0	0-0	0-0	2	0	1	8
Neal	1-1	1-1	0-0	1	3	2	10
Okam	0-0	0-0	0-0	0	0	1	8
Hausley	0-0	0-0	0-0	1	0	0	4
Team	5						
Totals	22-43	10-22	14-19	30	68	14	200

	Half (37)	Final
FG%	.519 (14-27)	.512
3FG%	.500 (7-14)	.455
FT%	1.000 (4-4)	.737

TENNESSEE TECH 63

Player	FG	3FG	FT	R	TP	A	MIN
McMorrow-C	1-3	0-0	3-4	4	5	0	25
Swansey-G	2-9	0-3	0-2	1	4	4	32
Dillard-G	7-18	0-1	8-8	11	22	0	37
Bailey-G	1-5	0-3	2-4	3	4	0	29
Murphy-G	8-16	3-4	9-10	8	28	2	36
Mckay	0-1	0-0	0-0	0	0	0	6
Barnes	0-2	0-0	0-0	4	0	1	19
Dunn	0-1	0-1	0-0	0	0	0	6
Inameti	0-0	0-0	0-0	1	0	0	10
Team	1						
Totals	19-55	3-12	22-28	33	63	7	200

	Half (33)	Final
FG%	.417 (10-24)	.345
3FG%	.333 (2-6)	.250
FT%	.786 (11-14)	.786

Fouls: ASU 27 (Williamson, 5), TTU 16 (Bailey, 4). **Turnovers:** ASU 18 (Butts, 5), TTU 12 (Murphy, 5). **Blocks:** ASU 3 (Williamson, 2), TTU 1 (McMorrow). **Steals:** ASU 2 (Two, 1), TTU 4 (Two, 2).

GAME 4

EAST CAROLINA 67
APPALACHIAN 47

Nov. 22, 2011 • Charlotte, N.C.
Time Warner Cable Arena • 3,719

Despite 27 points from Jamaal Trice, Appalachian State University men's basketball shot just 26.1 percent from the field and dropped a 67-47 decision to East Carolina in front of 3,719 at Time Warner Cable Arena.

Trice became Appalachian's first 20-point scorer of the season on 8-of-14 shooting. However, the rest of the Mountaineers made just 6-of-30 shots (20 percent) in the loss.

Appalachian missed its first four shots and turned the ball over four times before getting on the scoreboard. Meanwhile, ECU jumped out to an early 8-0 lead four minutes into the contest.

A layup from point guard G.J. Vilarino and free throw from Charlotte native Omar Carter pulled the Mountaineers back within four points towards the end of the first half.

EAST CAROLINA 67

Player	FG	3FG	FT	R	TP	A	MIN
Morrow-F	7-14	0-0	1-2	1	15	2	26
Sampson-F	4-8	1-1	0-0	6	9	0	34
Paul-G	3-8	3-4	9-9	5	18	5	33
Gaines-G	3-4	1-1	0-1	3	7	5	28
Straughn-G	2-4	0-2	1-2	6	5	0	30
Kemp	0-2	0-1	1-2	1	1	0	10
Torlak	0-0	0-0	0-0	0	0	1	3
Bowden	2-3	2-2	0-0	2	6	0	10
Campbell	1-2	0-1	0-0	1	2	0	6
Steed	1-3	0-0	0-0	3	2	0	13
Morales	1-1	0-0	0-0	1	2	0	7
Team	5						
Totals	24-49	7-12	12-16	34	67	13	200

	Half (30)	Final
FG%	.407 (11-27)	.490
3FG%	.571 (4-7)	.583
FT%	.800 (4-5)	.750

APPALACHIAN 47

Player	FG	3FG	FT	R	TP	A	MIN
Williamson-F	0-4	0-1	1-3	6	1	1	26
Butts-C	2-2	0-0	0-0	2	4	0	24
Trice-G	8-14	5-8	6-9	4	27	0	34
Carter-G	1-7	0-4	2-5	5	4	1	26
Woods-G	0-0	0-0	0-0	0	0	0	21
Milum	1-6	1-4	4-6	2	7	1	19
Hamilton	1-1	0-0	0-0	2	2	0	17
Vilarino	1-5	0-1	0-0	4	2	1	18
Healy	0-2	0-1	0-0	2	0	2	12
Neal	0-1	0-0	0-0	0	0	1	2
Okam	0-0	0-0	0-2	0	0	0	5
Hausley	0-2	0-0	0-0	2	0	0	6
Team	1						
Totals	14-44	6-19	13-25	30	47	7	200

	Half (17)	Final
--	-----------	-------

GAME 5

MILLIGAN 58
APPALACHIAN 81

Nov. 26, 2011 • Boone, N.C.
Holmes Center • 1,058

Double-doubles from Isaac Butts and Andre Williamson led Appalachian State University men's basketball to a 81-58 win over Milligan on Saturday afternoon at the Holmes Center. Butts turned in 18 points and 13 rebounds while Williamson added 13 points and a career-high 16 boards.

The Mountaineers shot 48.5 percent from the field, pulled in 50 rebounds and matched a season high with 19 assists in the home victory. Appalachian blocked six shots and held the Buffaloes to a 35.9 percent shooting mark from the floor and and forced 20 MC turnovers to improve to 2-0 at home on the season.

MILLIGAN 58

Player	FG	3FG	FT	R	TP	A	MIN
Seymour-F	3-9	0-0	1-3	9	7	0	23
Hardy-F	2-3	0-0	0-0	2	4	1	19
Grisby-G	4-14	3-6	1-2	2	12	1	29
Woods-G	2-5	0-3	0-0	0	4	1	18
Sitton-G	3-4	0-0	1-2	6	7	2	26
Edwards	0-3	0-3	2-2	1	2	1	13
Steele	0-0	0-0	0-0	3	0	0	3
Simmons	1-1	0-0	0-0	0	2	0	4
Larsen	0-1	0-1	0-0	0	0	0	1
Ellis	0-1	0-0	0-0	0	0	0	1
Devault	2-3	0-0	0-1	4	4	0	22
Cross	2-8	0-3	2-2	1	6	0	16
Kraus	0-1	0-0	0-0	1	0	0	4
Hendren	2-5	2-3	0-0	2	6	1	13
McLeod	2-6	0-0	0-0	5	4	0	8
Team	3						
Totals	23-64	5-19	7-12	39	58	7	200

	Half (29)	Final
FG%	.303 (10-33)	.359
3FG%	.300 (3-10)	.263
FT%	.667 (6-9)	.583

APPALACHIAN 81

Player	FG	3FG	FT	R	TP	A	MIN
Trice-F	3-8	0-4	1-2	4	7	2	23
Williamson-F	5-7	1-1	2-4	18	13	3	27
Milum-G	4-12	3-8	1-2	3	12	2	25
Vilarino-G	4-7	0-1	2-4	0	10	5	26
Carter-G	1-4	0-1	0-0	4	2	2	20
Hamilton	3-5	1-2	0-0	2	7	0	18
Healy	0-2	0-1	0-0	1	0	2	10
Neal	2-3	1-1	0-0	0	5	2	13
Okam	0-1	0-0	0-0	0	0	0	1
Butts	8-12	0-0	2-6	13	18	0	24
Woods	0-2	0-0	0-0	0	0	1	5
Hausley	3-5	0-0	1-5	4	7	0	8
Team	1						
Totals	33-68	6-19	9-23	50	81	19	200

	Half (44)	Final
FG%	.425 (17-40)	.485
3FG%	.231 (3-13)	.316
FT%	.538 (7-13)	.391 (9-23)

Fouls: ASU 15 (Trice, 3), MC 18 (Two, 4). Turnovers: ASU 17 (Vilarino, 6), MC 20 (Woods, 5). Blocks: ASU 6 (Williamson, 4), MC 1 (Sitton). Steals: ASU 12 (Carter, 3), MC 8 (Sitton, 4).

GAME 6

UNCG 64
APPALACHIAN 76

Dec. 1, 2011 • Boone, N.C.
Holmes Center • 1,679

Senior Omar Carter broke out of a scoring slump with a season-high 24 points to lead Appalachian State University men's basketball to a 76-64 win over visiting UNCG in the Southern Conference opener.

Carter shot 9-of-15 from the field and matched a career high with 12 rebounds to notch his first double-double of the young season. He added three assists and a 5-of-6 mark from the free-throw line.

ASU shot 49.1 percent from the field and matched a season high with 10 three-pointers in 22 attempts. The Appalachian defense held the Spartans to just 31.3 percent shooting and a 5-of-18 mark from beyond the arc.

Isaac Butts scored 10 points on 4-of-6 shooting and added seven rebounds as ASU's second leading scorer. The big man played a season-high 34 minutes and notched a block and an assist.

UNCG 64

Player	FG	3FG	FT	R	TP	A	MIN
Simpson-F	6-20	3-10	2-4	5	17	1	33
Brackett-F	7-11	0-0	3-4	9	17	0	30
Williams-G	2-3	0-0	4-6	3	8	0	26
Parker-G	1-2	1-1	0-0	3	3	4	26
Armstrong-G	3-11	0-1	4-6	8	10	3	25
Van Dussen	1-6	0-3	1-2	1	3	0	14
Randall	1-4	1-1	2-2	1	5	3	21
Henry	0-5	0-0	1-2	3	1	0	8
Paulos	0-5	0-2	0-0	1	0	0	10
Hoffer	0-0	0-0	0-0	1	0	0	7
Team	5						
Totals	21-67	5-18	17-26	40	64	11	200

	Half (33)	Final
FG%	.367 (11-30)	.313
3FG%	.500 (3-6)	.278
FT%	.667 (8-12)	.654

APPALACHIAN 78

Player	FG	3FG	FT	R	TP	A	MIN
Williamson-F	3-7	0-1	1-1	6	7	2	27
Butts-C	4-6	0-0	2-2	7	10	1	34
Vilarino-G	1-7	0-2	2-3	6	4	4	30
Trice-G	3-8	2-5	1-4	2	9	0	19
Carter-G	9-15	1-4	5-6	12	24	3	37
Milum	3-5	3-5	0-0	1	9	1	16
Hamilton	2-4	2-3	2-2	2	8	0	17
Healy	0-0	0-0	0-0	0	0	1	5
Neal	2-3	2-2	1-3	2	7	4	11
Woods	0-0	0-0	0-0	0	0	0	4
Team	3						
Totals	27-55	10-22	14-21	41	78	16	200

	Half (43)	Final
FG%	.538 (14-26)	.491
3FG%	.500 (7-14)	.455
FT%	.889 (8-9)	.667

Fouls: ASU 20 (Four, 3), UNCG 20 (Williams, 4). Turnovers: ASU 17 (Carter, 5), UNCG 11 (Three, 2). Blocks: ASU 7 (Williamson, 4), UNCG 1 (Williams). Steals: ASU 5 (Five, 1), UNCG 6 (Simpson, 2).

GAME 7

APPALACHIAN 62
GEORGIA SOUTHERN 73

Dec. 3, 2011 • Statesboro, Ga.
Hanner Fieldhouse • 1,536

Senior Andre Williamson led Appalachian State University men's basketball with 13 points and nine rebounds, but Georgia Southern continued its hot shooting streak to pull off a 73-62 win over the Mountaineers at Hanner Fieldhouse. The forward sank 6-of-7 shots on the night and added a block as ASU was dealt its first Southern Conference loss of the season.

The Eagles drained 8-of-16 three-pointers, shot 47.3 percent from the field and connected on 13-of-21 free throws to take an early lead on the Mountaineers and used the solid shooting to develop a comfortable advantage in the first half. Appalachian missed on all five three-point attempts and knocked in just 5-of-12 free throws to fall behind 45-25 at the break.

APPALACHIAN 62

Player	FG	3FG	FT	R	TP	A	MIN
Trice-F	2-6	2-5	2-3	2	8	0	28
Williamson-F	6-7	0-0	1-4	9	13	1	38
Butts-C	5-6	0-0	1-1	5	11	0	19
Vilarino-G	1-4	0-1	3-6	2	5	0	18
Carter-G	6-11	0-1	1-5	4	13	0	38
Milum	2-6	2-6	2-2	2	8	1	21
Hamilton	0-1	0-1	0-0	3	0	0	9
Healy	0-0	0-0	0-0	0	0	0	2
Neal	0-2	0-0	1-2	2	1	2	9
Woods	1-2	0-1	1-3	0	3	3	16
Hausley	0-2	0-0	0-0	0	0	0	2
Team	3						
Totals	23-47	4-15	12-26	32	62	7	200

	Half (25)	Final
FG%	.400 (10-25)	.489
3FG%	.000 (0-5)	.267
FT%	.417 (5-12)	.462

GEORGIA SOUTHERN 73

Player	FG	3FG	FT	R	TP	A	MIN
Baskerville-F	3-6	0-1	0-0	1	6	0	20
Drayton-G	4-10	4-5	2-5	1	14	3	34
Ferguson-G	7-10	1-1	0-0	9	15	1	25
Hewitt-G	1-5	0-2	5-6	3	7	3	31
Powers-G	4-9	2-4	1-3	4	11	8	34
Pernell	0-3	0-1	0-0	2	0	0	6
Mike	0-1	0-0	0-0	0	0	0	4
Baynham	0-1	0-0	1-2	5	1	0	9
Bussey	4-6	1-2	3-3	4	12	0	16
Brown	2-2	0-0	1-2	1	5	0	10
Dunnican	1-2	0-0	0-0	4	2	0	11
Team	1						
Totals	26-55	8-16	13-21	35	73	15	200

	Half (45)	Final
FG%	.500 (17-34)	.473
3FG%	.545 (6-11)	.500
FT%	.625 (5-8)	.619

Fouls: ASU 21 (Two, 5), GSU 23 (Two, 4). Turnovers: ASU 17 (Carter, 4), GSU 13 (Baskerville, 4). Blocks: ASU 1 (Williamson), GSU 2 (Two, 1). Steals: ASU 4 (Trice, 2), GSU 3 (Three, 1).

GAME 8

APPALACHIAN 56
MINNESOTA 70

Dec. 6, 2011 • Minneapolis, Minn.
Williams Arena • 10,782

Rodney Milum scored a career-high 16 points with five three-pointers as Appalachian State University men's basketball gave Minnesota all it could handle for 35 minutes before falling, 70-56, at Williams Arena.

The junior guard shot 5-of-10 from the field with nine of the attempts coming from beyond the arc. He added an assist in 22 minutes off the bench as the Mountaineers came within a few minutes of dealing the Golden Gophers just their second loss of the season.

An Omar Carter three-pointer knotted the score at 52-52 with just more than five minutes to play before Rodney Williams hit an NBA-range three-pointer as the shot clock expired and the home team added five more points off of turnovers on the next two possessions to regain an eight-point advantage just a minute later.

APPALACHIAN 56

Player	FG	3FG	FT	R	TP	A	MIN
Williamson-F	0-5	0-0	2-2	8	2	3	32
Butts-C	4-6	0-0	1-2	8	9	1	37
Vilarino-G	2-9	0-2	0-0	0	4	1	23
Trice-G	1-6	1-5	2-2	3	5	0	28
Carter-G	5-11	3-5	5-7	3	18	3	36
Milum	5-10	5-9	1-2	0	16	1	22
Okam	0-1	0-0	0-0	2	0	0	3
Woods	1-3	0-0	0-0	0	2	2	19
Team	5						
Totals	18-51	9-21	11-15	29	56	11	200

	Half (30)	Final
FG%	.423 (11-26)	.353
3FG%	.600 (6-10)	.429
FT%	.500 (2-4)	.733

MINNESOTA 70

Player	FG	3FG	FT	R	TP	A	MIN
Williams-F	8-10	1-1	1-2	6	18	1	36
Eliason-C	0-3	0-0	0-0	3	0	2	21
Welch-G	4-7	1-1	6-6	2	15	0	25
Hollins-G	0-1	0-1	0-0	3	0	2	11
Hollins-G	2-7	0-2	0-0	5	4	3	27
Osenieks	1-1	0-0	0-0	1	2	0	4
Coleman	4-5	0-0	2-4	1	10	2	13
Ahanmisi	1-2	0-0	1-2	3	3	5	23
Armelin	3-7	0-1	2-3	3	8	1	21
Sampson	4-7	0-0	2-2	5	10	2	19
Team	0						
Totals	27-50	2-6	14-19	32	70	18	200

	Half (32)	Final
FG%	.538 (14-26)	

GAME 9

ETSU 65
APPALACHIAN 48

Dec. 10, 2011 • Boone, N.C.
Holmes Center • 1,703

East Tennessee State flexed its muscle in the interior on Saturday afternoon, scoring 38 points in the paint and grabbing 13 offensive rebounds to hand Appalachian State University men's basketball a 65-48 defeat at the Holmes Center.

ETSU did the majority of its damage in the first half, shooting 56.7 percent from the field and outscoring Appalachian 26-4 in the paint and 16-0 off turnovers to take a commanding 43-24 halftime lead. Everything appeared to be going the Bucs' way in the half, as Jarvis Jones sank a three-pointer as the clock expired.

ASU head coach Jason Capel shook up the lineup after the break, starting starters Omar Carter, G.J. Vilarino and Isaac Butts in favor of Rodney Milum, Mike Neal and Brian Okam to open the frame. The Mountaineers responded by cutting the 19-point halftime deficit to 11 on two occasions.

ETSU 65

Player	FG	3FG	FT	R	TP	A	MIN
Brown-F	6-13	0-0	4-11	8	16	1	30
Jones-G	3-5	2-2	0-0	1	8	1	34
Cooley-G	1-2	0-0	0-0	2	2	1	24
Hubbard-G	1-5	0-0	1-2	5	3	3	34
Sollazzo-G	8-15	0-0	7-11	9	23	5	39
Dubose	2-8	0-1	1-1	0	5	1	24
Poderis	3-3	0-0	2-6	4	8	0	14
Ward	0-0	0-0	0-0	0	0	0	1
Team				3			
Totals	24-51	2-3	15-31	32	65	12	200

	Half (18-32)	Final
FG%	.563	.471
3FG%	.667	.667
FT%	.385	.484

APPALACHIAN 48

Player	FG	3FG	FT	R	TP	A	MIN
Williamson-F	2-5	0-0	0-2	4	4	2	34
Butts-C	0-0	0-0	0-0	2	0	0	20
Vilarino-G	1-1	0-0	0-0	0	2	1	9
Trice-G	5-10	2-5	0-1	1	12	0	31
Carter-G	1-5	0-2	2-3	7	4	1	16
Milum	4-7	4-7	0-0	0	12	0	23
Hamilton	3-7	2-3	0-0	1	8	0	16
Healy	0-1	0-0	0-0	2	0	0	3
Neal	0-3	0-3	2-5	4	2	4	22
Okam	1-1	0-0	2-2	7	4	0	17
Woods	0-0	0-0	0-0	0	0	2	9
Team				2			
Totals	17-40	8-20	6-13	30	48	10	200

	Half (21)	Final
FG%	.429	.425
3FG%	.444	.400
FT%	.667	.462

Fouls: ASU 23 (Butts, 5), ETSU 15 (Cooley, 4). **Turnovers:** ASU 18 (Neal, 6), ETSU 7 (Sollazzo, 3). **Blocks:** ASU 8 (Williamson, 3), ETSU 2 (Two, 1). **Steals:** ASU 2 (Two, 1), ETSU 11 (Hubbard, 3).

GAME 10

APPALACHIAN 82
NORTH CAROLINA 97

Dec. 17, 2011 • Chapel Hill, N.C.
Smith Center • 20,892

Omar Carter led the Mountaineers with 21 points as Appalachian State University men's basketball repeatedly fought off attacks by North Carolina before eventually falling, 97-82, in front of 20,892 fans at the Dean E. Smith Center.

The senior came off the bench for the first time this season and responded by shooting 7-of-15 from the floor and leading Appalachian with seven rebounds and his second 20-point performance of the season.

Appalachian fell into a 21-8 hole early on but climbed back to within 34-30 with four minutes remaining in the opening half behind Carter's 16 first-half points.

APPALACHIAN 82

Player	FG	3FG	FT	R	TP	A	MIN
Trice-F	0-2	0-1	0-0	1	0	1	23
Williamson-F	5-9	1-1	0-0	3	11	0	28
Okam-C	0-1	0-0	0-0	1	0	1	11
Milum-G	3-12	2-9	0-0	2	8	1	21
Neal-G	6-12	1-3	2-2	3	15	3	18
Hamilton	2-4	1-1	6-6	0	11	0	10
Vilarino	2-3	1-1	0-0	2	5	3	16
Healy	2-3	1-1	0-0	3	5	1	10
Carter	7-15	2-3	5-7	7	21	2	28
Butts	1-5	0-0	2-2	4	4	0	21
Woods	0-0	0-0	0-0	2	0	0	6
Hausley	1-2	0-0	0-0	2	2	1	8
Team				2			
Totals	29-68	9-20	15-17	32	82	13	200

	Half (32)	Final
FG%	.412	.426
3FG%	.333	.450
FT%	.000	.882

NORTH CAROLINA 97

Player	FG	3FG	FT	R	TP	A	MIN
Henson-F	7-10	0-0	3-5	6	17	0	26
Barnes-F	4-12	0-1	1-2	4	9	1	26
Zeller-F	11-15	0-0	9-10	10	31	1	26
Strickland-G	3-5	0-1	0-0	1	6	2	22
Marshall-G	2-6	0-1	0-0	2	4	13	29
White	1-2	0-0	0-1	0	2	0	4
Hubert	1-1	0-0	0-1	1	2	0	8
Hairston	0-2	0-2	10-12	3	10	0	13
Simmons	0-0	0-0	0-0	0	0	0	1
Dupont	0-0	0-0	0-0	0	0	0	1
Watts	0-1	0-0	0-0	0	0	0	5
Crouch	0-0	0-0	0-0	0	0	0	1
Cooper	0-0	0-0	0-0	0	0	0	1
Bullock	4-8	2-5	0-0	6	10	0	23
Meadoo	3-4	0-0	0-2	3	6	0	14
Team				3			
Totals	36-66	2-10	23-33	39	97	17	200

	Half (48)	Final
FG%	.526	.545
3FG%	.200	.200
FT%	.778	.697

Fouls: ASU 26 (Three, 5), UNC 15 (Hairston, 4). **Turnovers:** ASU 10 (Carter, 3), UNC 7 (Three, 2). **Blocks:** ASU 4 (Okam, 2), UNC 4 (Hubert, 2). **Steals:** ASU 4 (Healy, 2), UNC 5 (Five, 1).

GAME 11

CAMPBELL 74
APPALACHIAN 77

Dec. 22, 2011 • Boone, N.C.
Holmes Center • 1,076

Senior Andre Williamson hauled in a clutch rebound and was fouled with just 3.1 ticks left in regulation before knocking down a pair of free throws to lead Appalachian State University men's basketball past Campbell, 77-74.

Moments before, Campbell's Marvelle Harris was fouled on a shot attempt in the paint while trailing by two points with less than 10 seconds remaining. The forward sank his first foul shot to pull the visiting Camels within a point before the second attempt bounced Williamson's way near the baseline. Following Williamson's shots, Lorne Merthie's last-second attempt to tie rimmed out at the buzzer.

Williamson scored 16 points and led the Mountaineers (5-6) with five rebounds to accompany a block in the win as ASU moved to 4-1 at home on the season.

CAMPBELL 74

Player	FG	3FG	FT	R	TP	A	MIN
Harris-F	2-3	0-0	1-2	3	5	0	28
Griffin-F	7-10	0-1	7-11	11	21	3	35
Freeman-G	7-11	0-0	0-2	3	14	4	30
Ferguson-G	3-3	0-0	0-0	1	6	0	19
White-G	4-12	0-2	7-9	8	15	2	32
Celestin	0-1	0-1	0-0	0	0	0	6
Horton	2-4	1-2	0-0	0	5	1	12
Ryan	0-1	0-1	0-0	1	0	0	9
Wright	0-0	0-0	0-0	1	0	1	3
Merthie	2-9	2-6	0-0	3	6	0	22
Kalpic	1-1	0-0	0-0	1	2	0	5
Team				1			
Totals	28-55	3-13	15-24	33	74	11	200

	Half (36)	Final
FG%	.565	.509
3FG%	.400	.231
FT%	.667	.625

APPALACHIAN 77

Player	FG	3FG	FT	R	TP	A	MIN
Williamson-F	5-7	1-1	5-7	5	16	0	26
Butts-C	3-5	0-0	0-0	3	6	1	15
Milum-G	2-4	2-4	0-0	2	6	1	25
Carter-G	7-13	2-5	0-0	3	16	4	33
Neal-G	1-1	0-1	2-2	1	4	2	29
Hamilton	4-9	2-5	1-2	2	11	2	18
Vilarino	0-0	0-0	1-2	1	1	2	11
Healy	0-1	0-0	0-0	0	0	0	6
Trice	4-8	3-4	6-9	3	17	0	33
Okam	0-0	0-0	0-0	1	0	0	5
Team				3			
Totals	26-50	10-20	15-22	24	77	12	200

	Half (37)	Final
FG%	.480	.520
3FG%	.583	.500
FT%	.667	.682

Fouls: ASU 19 (Three, 4), CU 19 (Two, 4). **Turnovers:** ASU 11 (Neal, 4), CU 12 (Griffin, 4). **Blocks:** ASU 5 (Neal, 3), CU 4 (White, 2). **Steals:** ASU 7 (Three, 2), CU 5 (Merthie, 2).

GAME 12

APPALACHIAN 54
MIAMI 84

Dec. 30, 2011 • Coral Gables, Fla.
BankUnited Center • 3,363

Miami used a 12-1 run near the end of the first half to break open a close game and went on to down Appalachian State University men's basketball, 84-54, at the BankUnited Center.

Appalachian closed out the lion's share of its non-conference schedule with its fifth loss in six games and fell to 1-6 away from home this season.

Cold shooting was the primary culprit in Friday's loss. ASU, which came into the game shooting 43.8 percent for the season and made 52 percent of its shots in last Thursday's 77-74 home win over Campbell, was just 35.1 percent (20-of-57) from the field on Friday, including an ice-cold 29 percent (9-of-31) in the first half.

Conversely, Miami made 54.9 percent of its shots (28-of-51), including a blistering 60.9 percent (14-of-23) in the second half.

APPALACHIAN 54

Player	FG	3FG	FT	R	TP	A	MIN
Carter-F	2-9	0-4	0-0	4	4	3	36
Williamson-F	8-11	2-3	1-3	7	19	1	27
Butts-C	0-4	0-0	0-0	3	0	0	20
Hamilton-G	2-9	1-6	3-5	4	8	0	28
Neal-G	3-8	1-4	0-0	2	7	7	27
Vilarino	1-5	0-1	0-2	2	2	3	13
Healy	1-2	0-1	0-0	0	2	0	4
Trice	2-6	1-1	1-2	2	6	1	24
Okam	0-0	0-0	0-0	2	0	0	4
Woods	1-3	1-2	3-4	1	6	0	17
Team				3			
Totals	20-57	6-22	8-16	30	54	15	200

	Half (24)	Final
FG%	.290	.351
3FG%	.250	.273
FT%	.429	.351

MIAMI 84

Player	FG	3FG	FT	R	TP	A	MIN
Kadiji-F	1-5	0-2	1-2	2	3	0	21
Johnson-C	4-8	0-0	3-3	8	11	1	25
Larkin-G	3-6	2-4	3-3	2	11	3	32
Scott-G	7-9	1-2	2-2	2	17	4	25
McKinney-Jones-G	4-6	1-3	2-2	3	11	3	27
Jones	4-8	0-0	3-7	8	11	0	21
Akpejorji	0-1	0-0	0-0	0	0	0	2
Quiqtar	0-0	0-0	0-0	0	0	0	2
Heller	0-0	0-0	0-0	2	0	0	2
Brown	4-5	2-3	5-6	3	15	0	27
Swoope	0-1	0-0	2-2	0	2		

GAME 13

APPALACHIAN 68
SAMFORD 63

Jan. 5, 2012 • Birmingham, Ala.
Hanna Center • 584

Appalachian State University men's basketball fended off a late Samford run to secure a 68-63 road win at the Hanna Center. The Mountaineers fought off a slow start and played well down the stretch to improve to 2-1 in Southern Conference play.

The Apps (6-7, 2-1 SoCon) shook off an early 16-4 deficit with a 20-4 run over the next seven minutes to steal away the lead from the homestanding Bulldogs. Appalachian then extended the advantage to as many as 11 points late in the half before a tip-in at the buzzer pulled Samford (3-10, 0-2) back within 37-28 at the intermission.

ASU maintained a healthy cushion throughout a majority of the second period before the Bulldogs chipped away and eventually pulled within a single point on two different occasions as the clock approached three minutes.

APPALACHIAN 68

Player	FG	3FG	FT	R	TP	A	MIN
Carter-F	6-10	2-3	3-6	8	17	3	33
Williamson-F	4-5	0-0	2-6	5	10	2	23
Hamilton-G	5-8	2-3	0-0	1	12	0	26
Trice-G	1-6	0-3	0-2	6	2	1	27
Neal-G	5-9	1-3	0-0	3	11	3	28
Vilarino	1-2	0-0	0-1	0	2	2	15
Healy	4-7	1-3	5-5	8	14	2	26
Woods	0-1	0-1	0-0	1	0	1	17
Hausley	0-0	0-0	0-0	3	0	0	5
Team	5						
Totals	26-48	6-16	10-20	40	68	14	200

	Half (37)	Final
FG%	.560 (14-25)	.542
3FG%	.455 (5-11)	.375
FT%	.571 (4-7)	.500

SAMFORD 63

Player	FG	3FG	FT	R	TP	A	MIN
Hood-F	2-9	0-6	0-0	0	4	3	19
Windler-C	6-10	1-1	2-4	4	15	1	21
Merritt-G	5-11	3-5	1-3	10	14	2	36
Cook-G	2-7	1-4	0-2	5	5	1	34
Mcneil-G	1-5	0-1	2-2	2	4	1	16
Hayman	1-3	0-0	1-4	1	3	1	18
Miller	0-1	0-1	0-0	0	0	2	8
Kelly	4-10	1-5	1-3	3	10	2	27
Johnson	0-0	0-0	0-0	0	0	0	2
Friday	4-7	0-0	0-0	3	8	0	19
Team	3						
Totals	25-63	6-23	7-18	31	63	13	200

	Half (28)	Final
FG%	.355 (11-31)	.397
3FG%	.273 (3-11)	.261
FT%	.750 (3-4)	.389

Fouls: ASU 18 (Two, 4), SU 19 (Windler, 4). Turnovers: ASU 19 (Neal, 6), SU 10 (Windler, 4). Blocks: ASU 6 (Healy, 3), SU 1 (Friday). Steals: ASU 5 (Carter, 3), SU 9 (Friday, 4).

GAME 14

APPALACHIAN 63
CHATTANOOGA 65

Jan. 7, 2012 • Chattanooga, Tenn.
The McKenzie Arena • 3,245

Chattanooga's Dontay Hampton rebounded an ASU miss and drove the length of the court to sink a layup with 0.8 seconds remaining and top Appalachian State University men's basketball, 65-63, on Saturday night at McKenzie Arena.

The Mountaineers (6-8, 2-2 SoCon) broke open a tight game with a 16-3 run early in the second half and took a solid 52-40 lead with 13 minutes to play. Tab Hamilton sank four of his six three-pointers during the stretch to pace the ASU attack.

UTC then chipped away at its deficit and cut the score to as few as two points with just over two minutes to play. Appalachian extended the advantage back to five points behind a three-point play from Omar Carter before the Mocs (8-9, 2-2) rallied to tie the game with a three-pointer and then a pair of free throws with 38 seconds left.

APPALACHIAN 63

Player	FG	3FG	FT	R	TP	A	MIN
Carter-F	8-20	1-7	2-4	7	19	5	33
Williamson-F	2-4	0-0	1-2	6	5	0	17
Hamilton-G	8-14	6-11	0-1	1	22	1	31
Trice-G	2-7	2-5	1-2	5	7	1	28
Neal-G	4-10	0-2	0-0	5	8	3	31
Vilarino	1-3	0-0	0-0	1	2	1	14
Healy	0-1	0-0	0-0	3	0	0	12
Woods	0-1	0-1	0-0	1	0	0	11
Hausley	0-2	0-0	0-0	5	0	0	23
Team	3						
Totals	25-62	9-26	4-9	37	63	11	200

	Half (34)	Final
FG%	.483 (14-29)	.403
3FG%	.308 (4-13)	.346
FT%	.500 (2-4)	.444

CHATTANOOGA 65

Player	FG	3FG	FT	R	TP	A	MIN
Stokes-F	2-3	0-0	0-0	3	4	2	12
Zlovacic-F	4-7	0-0	3-4	7	11	1	35
Burroughs-F	5-6	0-0	1-2	8	11	0	21
Call-G	1-13	1-10	0-0	4	3	7	39
Taylor-G	7-15	2-3	3-3	1	19	1	36
Hampton	2-4	0-2	2-4	7	6	1	23
White	0-1	0-0	2-4	0	2	0	10
Mason	1-3	0-0	5-7	6	7	1	19
Bryant	1-1	0-0	0-1	1	2	0	5
Team	2						
Totals	23-53	3-15	16-25	39	65	13	200

	Half (33)	Final
FG%	.519 (14-27)	.434
3FG%	.250 (2-8)	.200
FT%	.333 (3-9)	.640

Fouls: ASU 22 (Williamson, 5), UTC 13 (Hampton, 4). Turnovers: ASU 9 (Neal, 4), UTC 8 (Stokes, 4). Blocks: ASU 3 (Three, 1), UTC 1 (Mason). Steals: ASU 5 (Hamilton, 2), UTC 2 (Two, 1).

GAME 15

FURMAN 50
APPALACHIAN 56

Jan. 12, 2012 • Boone, N.C.
Holmes Center • 1,055

Nathan Healy found a driving Jamaal Trice for an uncontested slam dunk with 36 seconds remaining to stretch a two-point lead into four and help give Appalachian State University men's basketball a hard-fought 56-50 win over visiting Furman on Thursday evening at the Holmes Center.

An earlier three-pointer by Omar Carter capped a 5-0 run that gave Appalachian a 48-39 lead, its largest advantage of the evening, with 8:08 left in the ballgame. However, Furman went on an 11-4 run of its own over the next five-and-a-half minutes to cut the Mountaineer lead to 52-50 with 2:30 to go.

The Paladins would have two opportunities to tie the game or take the lead but ASU got two crucial defensive stops to set up Healy and Trice's game-clinching connection.

FURMAN 50

Player	FG	3FG	FT	R	TP	A	MIN
Sebrumbi-F	7-11	0-0	4-5	2	18	1	34
Reddick-F	0-0	0-0	0-0	0	0	0	6
Brown-G	1-3	1-3	0-0	0	3	2	10
Reddick-G	5-11	4-9	0-0	6	14	0	37
Austin-G	1-3	1-3	0-0	2	3	2	32
Loyd	2-5	0-2	4-4	2	8	2	22
Brown	0-0	0-0	0-0	2	0	2	7
Irwin	0-2	0-2	0-0	0	0	0	3
Barnes	1-4	0-0	0-0	6	2	0	22
Early	0-4	0-2	0-0	1	0	0	16
Toler	1-3	0-0	0-0	1	2	0	11
Team	4						
Totals	18-46	6-21	8-9	26	50	9	200

	Half (25)	Final
FG%	.435 (10-23)	.391
3FG%	.333 (4-12)	.286
FT%	1.000 (1-1)	.889

APPALACHIAN 56

Player	FG	3FG	FT	R	TP	A	MIN
Williamson-F	5-7	0-0	0-0	5	10	4	30
Hamilton-G	1-8	1-5	0-0	1	3	0	28
Trice-G	3-5	1-3	2-2	5	9	0	17
Carter-G	1-6	1-3	2-2	6	5	0	31
Neal-G	5-9	2-4	3-6	5	15	2	34
Vilarino	1-5	0-0	0-0	1	2	0	15
Healy	5-7	1-3	1-2	4	12	3	25
Okam	0-0	0-0	0-0	2	0	0	10
Woods	0-0	0-0	0-0	0	0	2	10
Team	1						
Totals	21-47	6-18	8-12	30	56	11	200

	Half (30)	Final
FG%	.480 (12-25)	.447
3FG%	.375 (3-8)	.333
FT%	.600 (3-5)	.667

Fouls: ASU 12 (Trice, 3), FUR 16 (Three, 3). Turnovers: ASU 14 (Carter, 4), FUR 15 (Sebrumbi, 5). Blocks: ASU 2 (Two, 1), FUR 1 (Austin). Steals: ASU 7 (Neal, 3), FUR 9 (Brown, 3).

GAME 16

DAVIDSON 83
APPALACHIAN 79

Jan. 14, 2012 • Boone, N.C.
Holmes Center • 2,071

A late 10-point run by Davidson proved to be the difference in Appalachian State University men's basketball's 83-79 defeat at the hands of the Southern Conference-leading Wildcats at the Holmes Center.

Appalachian nearly blew the roof off the Holmes Center when it took its first lead of the ballgame at 70-69 on an Omar Carter jump shot with 4:48 left to play. However, spurred by a seven-straight points from De'Mon Brooks, Davidson scored the next 10 points to regain a 79-70 advantage with two minutes to go.

Carter kept the Mountaineers' hopes alive with a pair of three-pointers in the final two minutes but Nik Cochran made 1-of-2 free throws with three seconds left to seal the victory for Davidson, which snapped ASU's three-game winning streak in the rivalry.

Carter led four Apps in double-figures with 17 points.

DAVIDSON 83

Player	FG	3FG	FT	R	TP	A	MIN
Cohen-F	8-11	1-3	4-4	7	21	2	28
Brooks-F	8-15	0-0	3-3	5	19	0	20
Kuhlman-G	2-7	0-3	2-5	6	6	3	35
Cochran-G	1-2	1-2	6-9	1	9	2	30
Dronery-G	2-6	0-0	0-0	2	4	4	27
Kalinowski	1-4	1-4	0-0	0	3	1	14
Reigel	0-0	0-0	0-0	1	0	0	8
Czerapowicz	5-9	2-5	1-2	5	13	0	29
Mann	4-5	0-0	0-1	2	8	1	9
Team	3						
Totals	31-59	5-17	16-24	32	83	13	200

	Half (46)	Final
FG%	.576 (19-33)	.525
3FG%	.375 (3-8)	.294
FT%	.714 (5-7)	.667

APPALACHIAN 79

Player	FG	3FG	FT	R	TP	A	MIN
Carter-F	6-13	3-5	2-3	6	17	1	25
Williamson-F	4-6	1-1	5-10	6	14	1	27
Hamilton-G	3-6	1-4	0-0	0	7	1	17
Trice-G	5-9	4-7	1-1	1	15	1	29
Neal-G	1-6	0-2	2-2	4	3	14	
Vilarino	2-5	0-1	2-2	2	6	3	27
Healy	1-3	0-0	4-4	4	6	1	24
Butts	3-4	0-0	4-7	9	10	0	21
Woods	0-1	0-0	0-0	1	0	4	16
Team	1						
Totals	25-53	9-20	20-32	32	79	15	200

	Half (40)	Final
FG%	.500 (13-26)	.472
3FG%	.286 (4-14)	.450
FT%	.588 (10-17)	.625

Fouls: ASU 25 (Two, 4), DC 16 (Czerapowicz, 5). Turnovers: ASU 13 (Carter, 5), DC 10 (Four, 2). Blocks: ASU 4 (Williamson, 2), DC 1 (Cohen). Steals: ASU 4 (Healy, 2), DC 4 (Mann, 2).

GAME 17
APPALACHIAN 61
WOFFORD 73

 Jan. 19, 2012 • Spartanburg, S.C.
 Benjamin Johnson Arena • 1,322

Behind a season-high 20 points from Andre Williamson, Appalachian State University men's basketball rallied from a seven-point deficit to take a lead early in the second half before Wofford regained control en route to a 73-61 win at Benjamin Johnson Arena.

Williamson sank 8-of-12 shot attempts and added a game-high nine rebounds to accompany a pair of assists in the setback. The senior's 20 points match his career high, originally set against Milligan last season.

The Mountaineers opened the second period with an 8-2 run, capped by a Jamaal Trice runner in the lane to give ASU its first lead since the game's opening minute, at 33-32. From there, Wofford took off on a 26-13 run to extend the lead to 12 points with less than eight minutes to play.

APPALACHIAN 61

Player	FG	3FG	FT	R	TP	A	MIN
Carter-F	2-8	0-1	2-5	3	6	1	28
Williamson-F	8-12	2-3	2-2	9	20	2	30
Hamilton-G	2-6	1-5	0-0	1	5	0	27
Trice-G	2-8	0-2	3-4	2	7	1	28
Neal-G	2-4	2-3	2-2	1	8	3	22
Vilarino	3-5	1-1	0-0	2	7	1	18
Healy	1-5	1-5	0-0	3	3	1	20
Butts	0-1	0-0	0-0	2	0	2	17
Woods	2-4	1-3	0-0	0	5	0	10
Team	2						
Totals	22-53	8-23	9-13	25	61	11	200

	Half (25)	Final
FG%	.381 (8-21)	.415
3FG%	.385 (5-13)	.348
FT%	1.000 (4-4)	.692

WOFFORD 73

Player	FG	3FG	FT	R	TP	A	MIN
Giltner-F	6-9	4-5	2-2	7	18	1	37
Crowell-F	6-10	0-1	7-8	8	19	1	34
Skinner-F	3-5	0-0	1-2	5	7	3	19
Cochran-G	2-6	1-4	0-0	2	5	2	27
Loesing-G	4-11	0-3	2-2	3	10	7	40
Byrd	3-4	0-1	0-0	3	6	2	16
Smith	4-6	0-0	0-0	1	8	0	24
Rinkalis	0-1	0-0	0-0	1	0	0	3
Team	3						
Totals	28-52	5-14	12-14	33	73	16	200

	Half (30)	Final
FG%	.464 (13-28)	.538
3FG%	.375 (3-8)	.357
FT%	.500 (1-2)	.857

Fouls: ASU 15 (Carter, 5), WC 14 (Skinner, 4). **Turnovers:** ASU 6 (Carter, 2), WC 8 (Loesing, 3). **Blocks:** ASU 1 (Williamson), WC 1 (Giltner). **Steals:** ASU 2 (Carter, 2), WC 2 (Two, 1).

GAME 18
WESTERN CAROLINA 72
APPALACHIAN 84

 Jan. 21, 2012 • Boone, N.C.
 Holmes Center • 3,476

Nursing a seven-point lead in the final four minutes of the game, Appalachian State University men's basketball went to the line 16 times and sank all 16 free throws to ice an 84-72 win against Western Carolina in front of a season-high 3,476 fans at the Holmes Center on Saturday afternoon.

The Mountaineers (8-10, 4-4 SoCon) built a 14-point lead midway through the second period at 52-38 before the Catamounts rallied all the way back to tie the game at 59 points apiece. Omar Carter then sank a layup and Jamaal Trice added ASU's next five points to regain a comfortable advantage with four minutes to play and force WCU to slow the game's pace with fouls.

Trice led all scorers with 21 points on 7-of-11 shooting from the field and perfect 5-of-5 mark from the foul line. Carter came off the bench and added 20 points and nine rebounds, including a career best 12-of-12 mark from the charity stripe.

WESTERN CAROLINA 72

Player	FG	3FG	FT	R	TP	A	MIN
King-F	5-8	0-0	3-4	5	13	1	28
Ross-F	1-3	0-0	1-2	3	3	0	13
Mutombo-G	6-13	0-1	1-3	7	13	2	34
Sumler-G	6-12	0-3	5-6	5	17	1	36
Boggs-G	6-16	3-5	1-1	3	16	2	34
Hall	0-1	0-0	0-0	0	0	1	8
Cole	1-4	0-3	1-3	0	3	0	15
Tankelewicz	0-0	0-0	0-0	1	0	0	2
Sinclair	3-7	1-4	0-0	5	7	1	30
Team	4						
Totals	28-64	4-16	12-19	33	72	8	200

	Half (29)	Final
FG%	.448 (13-29)	.438
3FG%	.111 (1-9)	.250
FT%	.500 (2-4)	.632

APPALACHIAN 84

Player	FG	3FG	FT	R	TP	A	MIN
Healy-F	2-3	0-1	3-3	4	7	0	13
Williamson-F	4-5	0-0	2-2	11	10	2	29
Hamilton-G	1-3	1-2	2-4	1	5	1	27
Trice-G	7-11	2-4	5-5	2	21	1	35
Neal-G	3-7	1-3	3-5	1	10	4	34
Vilarino	0-2	0-2	0-0	0	0	2	9
Carter	3-11	2-5	12-12	9	20	0	30
Okam	0-0	0-0	0-0	1	0	0	5
Butts	4-5	0-0	3-5	4	11	0	14
Woods	0-0	0-0	0-0	0	0	0	4
Totals	24-47	6-17	30-36	33	84	10	200

	Half (33)	Final
FG%	.480 (12-25)	.511
3FG%	.308 (4-13)	.353
FT%	1.000 (5-5)	.833

Fouls: ASU 17 (Butts, 4), WCU 26 (Sinclair, 5). **Turnovers:** ASU 14 (Neal, 5), WCU 14 (Sumler, 5). **Blocks:** ASU 6 (Williamson, 2), WCU 2 (Hall, 2). **Steals:** ASU 7 (Three, 2), WCU 7 (Sumler, 3).

GAME 19
APPALACHIAN 73
UNCG 77 OT

 Jan. 26, 2012 • Greensboro, N.C.
 Greensboro Coliseum • 3,440

Appalachian State University men's basketball forced overtime with an 8-1 run over the final 1:23 of regulation but dropped a heartbreaking 77-73 decision to UNC Greensboro on Thursday evening at the Greensboro Coliseum.

In what was a wild game from the opening tip, Appalachian (8-11, 4-5 SoCon) began the contest with an 11-2 run and led by as many as 17 points late in the first half, only to see UNCG take a seven-point lead at 63-56 with just 1:28 left to play in regulation.

Spurred by a three-pointer from Greensboro native Mike Neal and five clutch free throws by Omar Carter, including two with 14.4 seconds on the clock, ASU erased the Spartans' seven-point advantage and sent the contest to overtime knotted at 64-64.

UNCG sank 9-of-13 free throws in the extra frame to seal the win.

APPALACHIAN 73

Player	FG	3FG	FT	R	TP	A	MIN
Healy-F	1-5	0-2	0-0	5	2	2	24
Trice-F	2-8	1-3	6-8	2	11	1	26
Williamson-F	5-8	1-2	2-4	8	13	0	29
Hamilton-G	3-7	2-6	2-2	2	10	1	35
Neal-G	3-5	2-2	0-1	3	8	3	37
Vilarino	1-2	0-0	0-2	3	2	0	8
Carter	3-9	1-3	12-15	7	19	2	36
Okam	0-0	0-0	0-0	1	0	1	3
Butts	4-5	0-0	0-0	1	8	1	20
Woods	0-1	0-0	0-0	0	0	0	7
Team	1						
Totals	22-50	7-18	22-32	33	73	11	225

	Half (32)	Final
FG%	.519 (14-27)	.440
3FG%	.286 (2-7)	.389
FT%	.400 (2-5)	.688

UNCG 77

Player	FG	3FG	FT	R	TP	A	MIN
Williams-F	1-4	0-0	1-5	5	3	1	38
Brackett-F	2-5	0-0	1-2	5	5	1	17
Parker-G	0-1	0-1	0-0	1	0	2	24
Van Dussen-G	1-4	1-2	3-4	3	6	2	31
Simpson-G	10-17	2-6	2-2	1	24	0	27
Armstrong	10-20	2-7	5-7	8	27	2	32
Randall	1-4	0-1	0-2	2	2	0	23
Henry	0-5	0-0	0-0	3	0	1	9
Hoffer	2-3	0-0	6-7	10	10	0	24
Team	2						
Totals	27-63	5-17	18-27	40	77	9	225

	Half (29)	Final
FG%	.379 (11-29)	.429
3FG%	.222 (2-9)	.294
FT%	.500 (2-4)	.667

Fouls: ASU 25 (Carter, 5), UNCG 24 (Brackett, 5). **Turnovers:** ASU 20 (Neal, 5), UNCG 15 (Armstrong, 6). **Blocks:** ASU 5 (Williamson, 5), UNCG 4 (Four, 1). **Steals:** ASU 8 (Two, 2), UNCG 6 (Two, 2).

GAME 20
ELON 66
APPALACHIAN 81

 Jan. 28, 2012 • Boone, N.C.
 Holmes Center • 2,335

Omar Carter and Jamaal Trice scored 20 points each and Appalachian State University men's basketball shot a blistering 76 percent from the floor in the second half to take an 81-66 win over division-leading Elon on Saturday at the Holmes Center.

Carter recorded his second double-double of the season with 11 rebounds in addition to his 9-of-13 accuracy from the field. The senior added two assists, a block and a steal in 29 minutes off the bench.

Trice was efficient as well, knocking down 6-of-9 attempts from the floor, including 2-of-5 three-pointers and 6-of-8 free throws. He added two assists and a rebound as well.

After a close back-and-forth first half, ASU took a 29-26 lead into the intermission. Coming out of the break, the Mountaineers quickly bumped the advantage to 42-28.

ELON 66

Player	FG	3FG	FT	R	TP	A	MIN
Beaumont-F	3-10	0-0	2-2	4	8	1	25
Troutman-F	3-9	0-0	3-5	10	9	2	26
Hamilton-G	4-9	0-4	2-4	2	10	3	30
Iisenbarger-G	6-12	4-7	4-5	5	20	1	34
Koch-G	3-7	3-7	0-0	4	9	1	27
Bonney	0-1	0-0	2-2	1	2	1	7
Spradlin	0-3	0-2	2-2	0	2	2	20
Blake	0-0	0-0	0-0	0	0	0	2
Edmonwonyi	1-4	0-0	0-0	3	2	0	15
Winters	2-3	0-0	0-0	3	4	1	11
Ervin	0-0	0-0	0-0	0	0	0	3
Team	5						
#VALUE!	22-58	7-20	15-20	37	66	12	200

	Half (26)	Final
FG%	.286 (8-28)	.379
3FG%	.250 (2-8)	.350
FT%	.800 (8-10)	.750

APPALACHIAN 81

Player	FG	3FG	FT	R	TP	A	MIN
Healy-F	1-4	1-3	3-4	5	6	2	29
Williamson-F	4-6	0-1	1-2	10	9	0	23
Hamilton-G	2-7	2-5	0-0	0	6	1	23
Trice-G	6-9	2-5	6-8	1	20	2	30
Neal-G	3-8	1-2	0-2	1	7	3	26
Vilarino	1-1	0-0	2-6	1	4	2	18
Carter	9-13	0-3	2-4	11	20	2	29
Okam	0-0	0-0	0-0	1	0	0	6
Butts	3-5	0-0	1-2	5	7	0	11
Woods	1-2	0-1	0-0	0	2	0	5
Team	1						
Totals	30-55	6-20	15-28	36	81	12	200

	Half (29)	Final
FG%	.367 (11-30)	.545
3FG%	.214 (3-14)	.300
FT%	.800 (4-5)	.536

Fouls: ASU 20 (Williamson, 5), Elon 20 (Beaumont, 5). **Turnovers:** ASU 14 (Neal, 5), Elon 18 (Troutman, 4). **Blocks:** ASU 2 (Two, 1), Elon 2 (Two, 1). **Steals:** ASU 10 (Two, 2), Elon 7 (Iisenbarger, 2).

GAME 21

SAMFORD 53
APPALACHIAN 52

Feb. 2, 2012 • Boone, N.C.
Holmes Center • 1,022

Appalachian State University men's basketball couldn't overcome a four-minute scoreless drought late in the ballgame and suffered a heart-breaking 53-52 loss to Samford at the Holmes Center.

Jamaal Trice's three-pointer gave Appalachian a 44-43 lead with 6:34 to go in the ballgame but the Mountaineers missed their next three shots and fell into a 49-44 hole with two-and-a-half minutes remaining.

Back-to-back three-pointers by Nathan Healy and Omar Carter snapped the scoring skid, but ASU still trailed by three in the waning seconds when Tab Hamilton was fouled on a three-point attempt with just a half-second left on the clock. With a chance to send the game to overtime, the true freshman made the first of his three free throws but missed the second. After a timeout, he inadvertently banked in the third attempt and Samford launched the inbound pass beyond half-court to end the contest.

SAMFORD 53

Player	FG	3FG	FT	R	TP	A	MIN
Hood-F	6-14	3-10	3-4	6	18	1	33
Windler-C	2-7	1-4	6-6	3	11	0	28
Merritt-G	4-7	0-2	1-4	10	9	6	38
Kelly-G	4-10	0-3	2-2	4	10	1	35
Cook-G	1-5	0-3	3-3	7	5	0	31
Hayman	0-2	0-1	0-0	0	0	0	7
Miller	0-2	0-2	0-0	0	0	1	12
Friday	0-0	0-0	0-0	1	0	0	11
Mcneil	0-0	0-0	0-0	0	0	0	5
Team	2						
Totals	17-47	4-25	15-19	33	53	9	200

	Half (26)	Final
FG%	.421 (8-19)	.362
3FG%	.273 (3-11)	.160
FT%	.875 (7-8)	.789

APPALACHIAN 52

Player	FG	3FG	FT	R	TP	A	MIN
Healy-F	6-10	1-2	1-1	6	14	1	30
Williamson-F	2-4	0-0	1-2	8	5	2	26
Hamilton-G	2-8	1-5	2-3	0	7	2	22
Trice-G	3-14	1-8	0-0	2	7	1	33
Neal-G	3-6	2-5	0-0	3	8	3	30
Vilarino	0-2	0-2	0-0	1	0	0	12
Carter	2-5	2-3	0-0	4	6	4	23
Butts	2-2	0-0	1-2	8	5	1	14
Woods	0-1	0-0	0-0	0	0	1	10
Team	2						
Totals	20-52	7-25	5-8	34	52	15	200

	Half (31)	Final
FG%	.375 (12-32)	.385
3FG%	.286 (4-14)	.280
FT%	.750 (3-4)	.625

Fouls: ASU 16 (Carter, 4), SAM 14 (Windler, 4). Turnovers: ASU 11 (Neal, 4), SAM 8 (Three, 2). Blocks: ASU 0, SAM 2 (Two, 1). Steals: ASU 3 (Three, 1), SAM 6 (Friday, 2).

GAME 22

CHARLESTON 74
APPALACHIAN 62

Feb. 4, 2012 • Boone, N.C.
Holmes Center • 2,533

College of Charleston's Andrew Lawrence made 6-of-8 three-pointers and scored a game-high 24 points as Appalachian State University men's basketball suffered a rare second-consecutive home loss, 74-62, at the Holmes Center.

Although Appalachian dominated the glass with a 46-32 rebound advantage, it could not overcome Charleston's hot shooting from the perimeter as the Cougars knocked down 11-of-26 three-pointers, including 44.4 percent in the second half, to break away late in regulation.

For a second-straight game, Nathan Healy led the Apps in scoring with 12 points. The junior added eight rebounds, three assists, two blocks and a steal. He was joined in double figures by Tab Hamilton and Isaac Butts, who scored 10 points each.

COLL. OF CHARLESTON 74

Player	FG	3FG	FT	R	TP	A	MIN
Wiggins-F	2-11	0-5	4-6	4	8	3	37
Wiedeman-F	5-12	0-0	4-5	5	14	1	28
Baru-C	1-2	0-0	3-4	9	5	0	21
Lawrence-G	7-11	6-8	4-4	3	24	7	36
Johnson-G	4-6	3-5	0-1	1	11	1	30
Sundberg	2-7	1-6	2-2	6	7	0	27
Branin	0-0	0-0	0-0	0	0	0	1
Benton	0-0	0-0	0-0	0	0	0	1
Dixon	0-0	0-0	0-0	1	0	0	3
Carlton	0-1	0-0	0-0	0	0	0	3
Scott	2-3	1-2	0-0	0	5	0	13
Team	3						
Totals	23-53	11-26	17-22	32	74	12	200

	Half (35)	Final
FG%	.400 (12-30)	.434
3FG%	.412 (7-17)	.423
FT%	.667 (4-6)	.773

APPALACHIAN 62

Player	FG	3FG	FT	R	TP	A	MIN
Healy-F	5-13	1-2	1-1	8	12	3	32
Williamson-F	4-11	0-1	0-0	8	8	1	23
Hamilton-G	4-7	2-3	0-0	1	10	0	17
Trice-G	3-15	0-6	0-0	7	6	1	31
Neal-G	1-4	0-3	1-1	2	3	4	22
Vilarino	2-4	0-1	2-2	2	6	2	18
Carter	3-11	0-3	1-2	8	7	1	32
Butts	4-5	0-0	2-2	7	10	3	21
Woods	0-0	0-0	0-0	0	0	0	4
Team	3						
Totals	26-70	3-19	7-8	46	62	15	200

	Half (32)	Final
FG%	.394 (13-33)	.371
3FG%	.222 (2-9)	.158
FT%	.800 (4-5)	.875

Fouls: ASU 18 (Healy, 4), CoFC 11 (Baru, 4). Turnovers: ASU 13 (Neal, 4), CoFC 8 (Lawrence, 4). Blocks: ASU 3 (Healy, 2), CoFC 7 (Wiedeman, 3). Steals: ASU 4 (Neal, 2), CoFC 7 (Lawrence, 3).

GAME 23

APPALACHIAN 59
ELON 82

Feb. 6, 2012 • Elon, N.C.
Alumni Gym • 1,510

Appalachian State University men's basketball regained its shooting touch but was unable to overcome first-place Elon's solid rebounding advantage and a 17-8 turnover margin in an 82-59 loss at Alumni Gym. The loss snapped a string of seven-straight victories over the Phoenix and marked a split in the regular-season series with the division rival.

Led by Nathan Healy's 14 points on 6-of-8 shooting, the Mountaineers bounced back from a rough first half (10-28 FG) to shoot 66.7 percent after the break to finish the night at 49 percent from the field. ASU did not crack the 40-percent mark in either of its last two games, but solid offensive performances off the bench buoyed the mark, which included 6-of-12 three-point attempts.

APPALACHIAN 59

Player	FG	3FG	FT	R	TP	A	MIN
Healy-F	6-8	2-3	0-0	3	14	0	34
Trice-F	2-5	0-2	0-2	3	4	2	21
Williamson-F	1-4	0-0	2-4	4	4	0	22
Hamilton-G	2-7	1-3	0-0	0	5	1	23
Neal-G	2-7	1-2	0-0	1	5	1	17
Vilarino	2-2	0-0	0-0	0	4	0	13
Carter	1-5	1-1	0-0	3	3	4	26
Okam	0-0	0-0	0-0	0	0	0	2
Butts	2-2	0-0	0-0	10	4	0	17
Woods	3-6	1-1	1-3	0	8	1	19
Hausley	3-3	0-0	2-2	1	8	0	6
Team	3						
Totals	24-49	6-12	5-11	28	59	9	200

	Half (23)	Final
FG%	.357 (10-28)	.490
3FG%	.333 (2-6)	.500
FT%	.333 (1-3)	.455

ELON 82

Player	FG	3FG	FT	R	TP	A	MIN
Beaumont-F	3-8	0-0	4-4	5	10	3	25
Troutman-F	3-7	0-0	3-4	5	9	4	23
Spradlin-G	6-13	2-3	4-5	4	18	1	28
Isebnarger-G	3-10	1-4	4-4	3	11	7	33
Koch-G	7-11	4-7	3-4	4	21	2	37
Bonney	1-1	0-0	0-0	2	2	2	7
Weavil	0-2	0-2	0-0	1	0	0	1
Blake	0-1	0-0	0-2	2	0	1	11
Dugas	0-1	0-1	0-0	0	0	0	5
Moody	0-0	0-0	0-0	0	0	0	1
Edomwonyi	2-3	0-0	0-0	4	4	1	9
Winters	1-1	0-0	0-1	2	2	0	3
Ervin	2-4	1-3	0-0	3	5	0	16
Smith	0-0	0-0	0-0	0	0	0	1
Team	4						
Totals	28-62	8-20	18-23	38	82	21	200

	Half (39)	Final
FG%	.469 (15-32)	.452
3FG%	.600 (6-10)	.400
FT%	.750 (3-4)	.783

Fouls: ASU 18 (Two, 4), Elon 10 (Ervin, 4). Turnovers: ASU 17 (Williamson, 6), Elon 8 (Troutman, 4). Blocks: ASU 3 (Three, 1), Elon 1 (Troutman). Steals: ASU 6 (Six, 1), Elon 8 (Troutman, 2).

GAME 24

APPALACHIAN 79
FURMAN 69

Feb. 9, 2012 • Greenville, S.C.
Timmons Arena • 1,230

Solid free-throw shooting and efficient second-half shooting propelled Appalachian State University men's basketball to a 79-69 road win against Furman at Timmons Arena. Guards Mike Neal and G.J. Vilarino set season highs in points to lead the Mountaineers to victory.

Appalachian shot 56.5 percent from the field and 19-of-24 from the foul line in the second half to fend off several Paladin runs and expand the lead to as many as 13 points late in the contest. On the night, ASU sank 30-of-38 free throws and 41.1 percent from the floor.

The Mountaineers owned a seven-point advantage with less than five minutes led when foul trouble caught up to the visitors. Isaac Butts was the first player to foul out and was followed closely by Nathan Healy less than two minutes later.

APPALACHIAN 79

Player	FG	3FG	FT	R	TP	A	MIN
Healy-F	3-6	1-2	0-0	3	7	1	18
Williamson-F	3-8	0-0	4-8	4	10	1	18
Hamilton-G	2-5	0-2	3-4	2	7	1	34
Vilarino-G	3-10	0-2	7-8	9	13	0	31
Woods-G	1-2	0-0	3-3	1	5	2	17
Carter	3-9	2-5	0-0	7	8	3	29
Neal	3-7	0-1	12-14	5	18	4	31
Butts	4-7	0-0	1-1	1	9	0	11
Hausley	1-2	0-0	0-0	2	2	0	11
Team	3						
Totals	23-56	3-12	30-38	37	79	12	200

	Half (33)	Final
FG%	.303 (10-33)	.411
3FG%	.200 (2-10)	.250
FT%	.786 (11-14)	.789

FURMAN 69

Player	FG	3FG	FT	R	TP	A	MIN
Sebirumbi-F	4-10	0-0	6-10	5	14	1	31
Toler-F	4-7	0-0	1-2	5	9	0	18
Loyd-G	2-5	0-2	5-6	5	9	4	28
Reddick-G	2-7	1-5	0-0	4	5	2	21
Austin-G	3-6	2-3	2-2	5	10	1	32
Brown	3-8	2-5	0-0	2	8	4	23
Brown	0-2	0-1	0-0	0	0	0	4
Irwin	2-5	1-2	1-2	4	6	0	21
Barnes	2-5	0-2	4-4	5	8	2	21
Early	0-0	0-0	0-0	0	0	0	1
Team	1						
Totals	22-55	6-20	19-26	36	69	14	200

	Half (31)	Final
FG%	.458 (11-24)	.400
3FG%	.333 (3-9)	.300
FT%	.600 (6-10)	.731

Fouls: ASU 25 (Three, 5), FUR 22 (Two, 5). Turnovers:

GAME 25

WOFFORD 66
APPALACHIAN 64

Feb. 11, 2012 • Boone, N.C.
Holmes Center • 2,077

Appalachian State University men's basketball shaved a 15-point deficit down to just one in the second half but could not get over the hump in a 66-64 loss to Wofford on Saturday afternoon at the Holmes Center.

The Apps made a strong charge to come away with a win as they pulled within three points on an Omar Carter jumper at the one-minute mark and then cut the deficit to 65-64 on an Andre Williamson layup 45 seconds later.

Appalachian fouled on the ensuing inbounds pass and grabbed the rebound after Wofford's Lee Skinner sank 1-of-2 shots to give the visitors a two-point cushion. On its final possession, Mike Neal pushed the ball up the court for a layup to tie, but his shot was blocked out of bounds with four ticks remaining. Carter took ASU's final attempt to tie the game, but the ball rimmed out and the rebound was tipped toward mid-court as the clock expired.

WOFFORD 66

Player	FG	3FG	FT	R	TP	A	MIN
Smith-F	3-4	0-0	1-2	8	7	0	22
Crowell-F	5-9	0-0	0-2	9	10	3	30
Cochran-G	2-10	1-3	3-4	6	8	6	33
Giltner-G	5-10	3-5	0-1	5	13	3	39
Loesing-G	7-15	2-6	0-0	1	16	5	38
Byrd	0-0	0-0	1-2	3	1	1	10
Skinner	3-7	1-2	4-6	2	11	0	24
Rinksalis	0-0	0-0	0-0	1	0	0	4
Team				4			
Totals	25-55	7-16	9-17	39	66	18	200

	Half (27)	Final
FG%	.429 (12-28)	.455
3FG%	.375 (3-8)	.438
FT%	.000 (0-0)	.529

APPALACHIAN 64

Player	FG	3FG	FT	R	TP	A	MIN
Healy-F	3-5	0-2	2-2	2	8	1	27
Williamson-F	5-8	0-0	0-0	6	10	1	25
Hamilton-G	3-6	2-3	3-3	4	11	1	33
Vilarino-G	1-7	0-1	2-2	2	4	1	26
Neal-G	4-10	1-3	6-12	1	15	3	32
Trice	0-1	0-0	1-2	1	1	0	11
Carter	1-7	0-2	0-0	1	2	0	17
Butts	0-1	0-0	2-2	1	2	2	10
Woods	2-3	1-2	1-2	3	6	0	10
Hausley	1-2	0-0	3-4	2	5	0	9
Team				2			
Totals	20-50	4-13	20-29	25	64	9	200

	Half (25)	Final
FG%	.364 (8-22)	.400
3FG%	.375 (3-8)	.308
FT%	.600 (6-10)	.690

Fouls: ASU 14 (Hamilton, 4), WOF 20 (Two, 4). Turnovers: ASU 6 (Woods, 2), WOF 14 (Two, 4). Blocks: ASU 5 (Williamson, 2), WOF 7 (Two, 3). Steals: ASU 9 (Hamilton, 4), WOF 3 (Three, 1).

GAME 26

CHATTANOOGA
APPALACHIAN

Feb. 15, 2012 • Boone, N.C.
Holmes Center

GAME 27

WINTHROP
APPALACHIAN

Feb. 18, 2012 • Boone, N.C.
Holmes Center

GAME 28

APPALACHIAN
THE CITADEL

Feb. 22, 2012 • Charleston, S.C.
McAlister Fieldhouse

2011-12 RESULTS

RECORD:	OVERALL	HOME	AWAY	NEUTRAL
ALL GAMES	10-15	7-5	3-9	0-1
CONFERENCE	6-9	4-4	2-5	0-0
NON-CONFERENCE	4-6	3-1	1-4	0-1

DATE	TIME	OPPONENT	SCORE	ATTENDANCE	HIGH POINTS	HIGH REBOUNDS
11/11/11	7 p.m.	LEES-MCRAE	W 90-61	1689	(16)Andre Williamson	(11)Andre Williamson
11/15/11	7 p.m.	at ETSU	68-81 L	3789	(18)Jamaal Trice	(11)Isaac Butts
11/19/11	7 p.m.	at Tennessee Tech	W 68-63	1650	(19)Omar Carter (19)Jamaal Trice	(7)Isaac Butts
11/22/11	7 p.m.	% vs East Carolina	47-67 L	3719	(27)Jamaal Trice	(6)Andre Williamson
11/26/11	2 p.m.	MILLIGAN	W 81-58	1058	(18)Isaac Butts	(18)Andre Williamson
12/01/11	8 p.m.	* UNCG	W 78-64	1679	(24)Omar Carter	(12)Omar Carter
12/3/11	7:30 p.m.	* at Georgia Southern	62-73 L	1536	(13)Andre Williamson (13)Omar Carter	(9)Andre Williamson
12/06/11	7 p.m.	at Minnesota	56-70 L	10782	(18)Omar Carter	(8)Isaac Butts (8)Andre Williamson
12/10/11	2 p.m.	ETSU	48-65 L	1703	(12)Rodney Milum (12)Jamaal Trice	(7)Omar Carter (7)Brian Okam
12/17/11	6 p.m.	at North Carolina	82-97 L	20892	(21)Omar Carter	(7)Omar Carter
12/22/11	7 p.m.	CAMPBELL	W 77-74	1076	(17)Jamaal Trice	(5)Andre Williamson
12/30/11	7 p.m.	at Miami	54-84 L	3363	(19)Andre Williamson	(7)Andre Williamson
01/05/12	7 p.m.	* at Samford	W 68-63	584	(17)Omar Carter	(8)Omar Carter (8)Nathan Healy
01/07/12	7 p.m.	* at Chattanooga	63-65 L	3245	(22)Tab Hamilton	(7)Omar Carter
01/12/12	7 p.m.	* FURMAN	W 56-50	1055	(15)Mike Neal	(6)Omar Carter
01/14/12	2 p.m.	* DAVIDSON	79-83 L	2071	(17)Omar Carter	(9)Isaac Butts
01/19/12	7 p.m.	* at Wofford	61-73 L	1322	(20)Andre Williamson	(9)Andre Williamson
01/21/12	3:00 p.m.	* WESTERN CAROLINA	W 84-72	3476	(21)Jamaal Trice	(11)Andre Williamson
01/26/12	7 p.m.	* at UNCG	73-77 Lot	3440	(19)Omar Carter	(8)Andre Williamson
01/28/12	2 p.m.	* ELON	W 81-66	2355	(20)Jamaal Trice (20)Omar Carter	(11)Omar Carter
02/02/12	7 p.m.	* SAMFORD	52-53 L	1022	(14)Nathan Healy	(8)Isaac Butts (8)Andre Williamson
02/04/12	2 p.m.	* COLL. OF CHARLESTON	62-74 L	2533	(12)Nathan Healy	(8)Nathan Healy (8)Andre Williamson (8)Omar Carter
02/06/12	7 p.m.	* at Elon	59-82 L	1510	(14)Nathan Healy	(10)Isaac Butts
02/09/12	7 p.m.	* at Furman	W 79-69	1230	(18)Mike Neal	(9)G.J. Vilarino
02/11/12	2 p.m.	* WOFFORD	64-66 L	2077	(15)Mike Neal	(6)Andre Williamson

% - Charlotte, N.C. (Time Warner Cable Arena)

* - Conference game

ATTENDANCE SUMMARY	GAMES	TOTALS	AVG/GAME
HOME	12	21794	1816
AWAY	12	53343	4445
NEUTRAL	1	3719	3719
TOTAL	25	78856	3154

LEADS/SPECIALTY STATS

Date	Opponent	W/L	Score	Biggest Lead			Time in the lead			Biggest Run		In the Paint		Off TOs		2nd Chance		Fast Break		
				ASU	Opp	Ties	LC	ASU	Opp	Tied	ASU	Opp	ASU	Opp	ASU	Opp	ASU	Opp	ASU	Opp
Nov. 11	Lees-McRae	W	90-61	34	0	0	0	38:42	NA	0:18	11	6	36	24	23	12	17	14	22	10
Nov. 15	ETSU	L	86-81	0	19	0	0	NA	40:00	NA	7	10	34	48	18	32	24	11	4	12
Nov. 19	Tennessee Tech	W	68-63	9	8	3	5	29:19	8:57	1:44	6	8	10	22	7	16	6	19	0	2
Nov. 22	East Carolina	L	67-47	0	21	0	0	NA	38:10	1:50	8	6	16	30	14	24	5	10	4	7
Nov. 26	Milligan	W	81-58	1	25	0	2	39:11	0:18	0:31	8	5	50	30	21	13	11	6	21	13
Dec. 1	UNCG	W	78-64	16	7	4	5	31:21	4:53	3:46	10	7	22	22	14	18	8	17	4	6
Dec. 3	Ga. Southern	L	73-62	0	25	1	0	NA	39:00	1:00	6	8	26	22	16	21	10	5	12	20
Dec. 6	Minnesota	L	70-56	5	14	5	3	8:51	28:02	3:07	6	8	10	44	12	10	12	8	2	14
Dec. 10	ETSU	L	65-48	0	21	0	0	NA	39:58	0:02	6	9	12	38	5	21	6	16	4	10
Dec. 17	North Carolina	L	97-82	0	29	1	0	NA	39:27	0:33	12	9	24	54	9	17	13	19	4	12
Dec. 22	Campbell	W	77-74	7	12	4	8	19:04	17:00	3:56	6	10	26	34	5	12	6	11	0	2
Dec. 30	Miami	L	84-54	3	34	2	3	5:35	31:59	2:26	4	9	16	34	6	15	5	7	16	31
Jan. 5	Samford	W	68-63	13	12	0	1	27:28	12:14	0:18	10	9	20	30	11	14	7	11	0	0
Jan. 7	Chattanooga	L	65-63	12	2	10	10	28:58	5:20	5:42	7	7	24	36	6	6	5	5	4	6
Jan. 12	Furman	W	56-50	9	10	2	4	26:04	12:47	1:09	11	7	28	22	14	20	7	2	8	2
Jan. 14	Davidson	L	83-79	1	10	0	2	0:30	39:20	0:10	7	10	22	46	6	18	10	21	2	4
Jan. 19	Wofford	L	73-61	2	12	3	3	0:49	35:32	3:39	8	6	22	34	5	8	13	11	0	0
Jan. 21	W. Carolina	W	84-72	15	8	4	7	22:13	15:47	2:00	9	8	34	36	24	17	11	15	10	6
Jan. 26	UNCG	Lot	77-73	17	7	5	2	25:12	12:48	7:00	11	11	24	34	16	22	12	10	0	2
Jan. 28	Elon	W	81-66	18	2	6	9	28:36	7:00	4:24	9	9	40	28	20	19	6	8	8	10
Feb. 2	Samford	L	53-52	7	8	5	9	15:06	17:09	7:45	10	11	22	24	11	6	10	8	5	3
Feb. 4	Charleston	L	74-62	1	17	1	6	1:36	37:25	0:59	6	10	42	20	15	14	18	2	12	9
Feb. 6	Elon	L	82-59	0	28	0	0	NA	39:08	0:52	8	11	32	28	8	26	6	18	4	8
Feb. 9	Furman	W	79-69	13	9	7	4	24:03	11:41	4:16	9	9	30	28	14	13	7	11	7	7
Feb. 11	Wofford	L	66-64	2	15	6	6	2:28	32:35	4:57	9	7	24	32	16	6	0	13	4	2
Feb. 15	Chattanooga																			
Feb. 18	Winthrop																			
Feb. 22	The Citadel																			
Feb. 25	W. Carolina																			

PLUS/MINUS

Opponent	Butts	Carter	Hamilton	Hausley	Healy	Milum	Neal	Okam	Trice	Vilarino	Williamson	Woods	TOTAL
Lees-McRae	+24	+24	+15	+7	+9	-3	+8	-7	+20	DNP	+25	+23	+29
ETSU	-6	-13	+5	DNP	-3	-18	-3	DNP	-13	DNP	-7	-7	-13
Tennessee Tech	-7	-4	DNP	+6	+13	+20	+18	+1	+1	DNP	-10	-13	+5
East Carolina	-8	-14	-8	-14	-1	+4	+2	0	-20	-16	-19	-6	-20
Milligan	+17	+5	+9	+3	-3	+14	+9	0	+17	+14	+26	+4	+23
UNCG	+15	+14	+14	DNP	+5	+8	+11	DNP	+2	+8	-4	-3	+14
Ga. Southern	-6	-11	-9	-4	0	+4	+2	DNP	-6	-18	-7	0	-11
Minnesota	-14	-14	DNP	DNP	DNP	-19	DNP	0	-2	-12	-5	-4	-14
ETSU	-16	-9	+9	DNP	-6	-15	0	0	-23	-11	-8	-6	-17
North Carolina	-18	-7	+13	+11	+11	-21	+5	-8	-14	-20	-27	0	-15
Campbell	-6	+21	+2	DNP	-8	-13	+19	0	+6	-16	+10	DNP	+3
Miami	-20	-27	-22	DNP	-3		-16	-2	-24	-14	-8	-14	-30
Samford	DNP	+6	-7	+9	+20		-8	DNP	-4	+11	-10	+8	+5
Chattanooga	DNP	-1	-1	0	-2		0	DNP	0	-3	-2	-1	-2
Furman	DNP	+10	-6	DNP	+13		+11	0	-2	+5	+6	-7	+6
Davidson	+3	-8	-9	DNP	-3		-12	DNP	+6	+8	-5	0	-4
Wofford	-14	-16	-4	DNP	-7		-6	DNP	-3	-6	-2	-2	-12
Western Carolina	+14	+5	+13	DNP	+4		+9	+1	+15	0	+3	-4	+12
UNCG	-14	-3	-5	DNP	+3		0	+1	+1	-4	+4	-3	-4
Elon	+3	+11	+15	DNP	+14		+8	+2	+14	+4	+9	-5	+15
Samford	+8	-2	-5	DNP	+4		-1	DNP	-6	+2	-9	+4	-1
Charleston	-3	-10	-2	DNP	0		-6	DNP	-12	-6	-16	-5	-12
Elon	-9	-3	-22	+6	-14		-10	-1	-14	-12	-28	-8	-23
Furman	-3	+4	+8	+7	+1		+13	DNP	DNP	+12	+6	+2	+10
Wofford	-5	+13	-5	-2	0		+3	DNP	+4	-13	0	-5	-2
Chattanooga													
BracketBuster													
The Citadel													
Western Carolina													

* tracks the team score while the player is on the court (total points team scored while on the court minus the total points allowed while on the court)

2011-12 INDIVIDUAL STATS

ALL GAMES

##	Player	GP	GS	Min	Avg	FG	FGA	Pct	3FG	FGA	Pct	FT	FTA	Pct	Off	Def	Tot	Avg	PF	FO	A	TO	Blk	Stl	Pts	Avg
21	Omar Carter	25	16	737	29.5	104	257	.405	27	85	.318	68	104	.654	38	111	149	6.0	49	2	52	56	4	30	303	12.1
13	Jamaal Trice	24	21	638	26.6	80	198	.404	40	105	.381	48	73	.658	22	45	67	2.8	48	1	20	39	5	9	248	10.3
50	Andre Williamson	25	25	651	26.0	95	166	.572	9	16	.563	47	83	.566	42	131	173	6.9	71	5	32	42	38	11	246	9.8
02	Tab Hamilton	23	14	496	21.6	59	147	.401	33	88	.375	29	37	.784	7	26	33	1.4	42	0	15	24	2	19	180	7.8
23	Mike Neal	24	15	533	22.2	56	136	.412	20	56	.357	41	66	.621	10	41	51	2.1	51	0	73	64	10	31	173	7.2
32	Isaac Butts	22	10	440	20.0	61	97	.629	0	0	.000	30	44	.682	52	66	118	5.4	70	4	13	41	10	7	152	6.9
11	Nathan Healy	24	8	410	17.1	45	98	.459	10	35	.286	22	26	.846	27	53	80	3.3	48	2	25	16	12	20	122	5.1
01	Rodney Milum	11	3	234	21.3	32	86	.372	26	69	.377	14	22	.636	2	18	20	1.8	25	0	12	11	1	4	104	9.5
03	G.J. Vilarino	22	7	388	17.6	31	91	.341	2	19	.105	23	40	.575	3	38	41	1.9	22	0	34	33	0	10	87	4.0
33	Mitch Woods	24	5	316	13.2	15	41	.366	4	16	.250	9	15	.600	5	13	18	0.8	32	1	34	26	5	4	43	1.8
54	Petey Hausley	11	0	95	8.6	12	27	.444	0	0	.000	6	14	.429	7	16	23	2.1	15	0	1	5	6	4	30	2.7
24	Brian Okam	14	1	87	6.2	1	6	.167	0	0	.000	2	4	.500	10	12	22	1.6	22	1	3	3	7	2	4	0.3
Team															31	37	68	2.7	0			4			0	
Total		25				591	1350	.438	171	489	.350	339	528	.642	256	607	863	34.5	495	16	314	364	100	151	1692	67.7
Opponents		25				620	1414	.438	127	399	.318	383	563	.680	271	606	877	35.1	460	-	314	302	67	168	1750	70.0

SoCon GAMES

##	Player	GP	GS	Min	Avg	FG	FGA	Pct	3FG	FGA	Pct	FT	FTA	Pct	Off	Def	Tot	Avg	PF	FO	A	TO	Blk	Stl	Pts	Avg
21	Omar Carter	15	7	447	29.8	63	153	.412	16	49	.327	44	64	.688	17	79	96	6.4	33	2	29	29	4	14	186	12.4
50	Andre Williamson	15	15	387	25.8	60	102	.588	4	9	.444	24	47	.511	25	80	105	7.0	45	3	19	27	22	6	148	9.9
23	Mike Neal	15	12	378	25.2	41	97	.423	15	37	.405	31	53	.585	7	30	37	2.5	30	0	45	40	3	18	128	8.5
13	Jamaal Trice	14	13	363	25.9	41	112	.366	17	58	.293	28	43	.651	15	26	41	2.9	25	0	12	25	3	7	127	9.1
02	Tab Hamilton	15	13	369	24.6	40	97	.412	24	61	.393	14	19	.737	1	18	19	1.3	33	0	10	16	0	15	118	7.9
11	Nathan Healy	15	8	321	21.4	38	77	.494	9	28	.321	20	22	.909	19	39	58	3.9	34	1	18	10	11	12	105	7.0
32	Isaac Butts	12	2	209	17.4	35	49	.714	0	0	.000	17	24	.708	24	36	60	5.0	35	2	10	16	2	3	87	7.3
03	G.J. Vilarino	15	4	272	18.1	20	61	.328	1	13	.077	20	32	.625	2	30	32	2.1	16	0	18	19	0	5	61	4.1
33	Mitch Woods	15	1	160	10.7	10	24	.417	3	10	.300	6	11	.545	2	5	7	0.5	17	1	14	12	1	2	29	1.9
01	Rodney Milum	2	0	37	18.5	5	11	.455	5	11	.455	2	2	1.000	0	3	3	1.5	4	0	2	1	0	1	17	8.5
54	Petey Hausley	6	0	56	9.3	5	11	.455	0	0	.000	5	6	.833	4	9	13	2.2	8	0	0	2	4	3	15	2.5
24	Brian Okam	5	0	26	5.2	0	0	.000	0	0	.000	0	0	.000	2	3	5	1.0	2	0	1	1	0	1	0	0.0
Team															14	19	33	2.2	0			0			0	
Total		15				358	794	.451	94	276	.341	211	323	.653	132	377	509	33.9	282	9	178	198	50	87	1021	68.1
Opponents		15				364	852	.427	90	284	.317	212	310	.684	161	363	524	34.9	281	-	193	171	37	83	1030	68.7

2011-12 INDIVIDUAL STATS

2011-12 INDIVIDUAL STATS (WINS)

##	Player	GP	GS	Min	Avg	FG	FGA	Pct	3FG	FGA	Pct	FT	FTA	Pct	Off	Def	Tot	Avg	PF	FO	A	TO	Blk	Stl	Pts	Avg
21	Omar Carter	10	7	302	30.2	51	107	.477	14	40	.350	30	41	.732	15	57	72	7.2	14	0	20	23	4	17	146	14.6
13	Jamaal Trice	9	8	239	26.6	36	76	.474	17	40	.425	25	36	.694	8	18	26	2.9	22	0	9	12	1	3	114	12.7
50	Andre Williamson	10	10	249	24.9	38	63	.603	2	4	.500	29	44	.659	14	64	78	7.8	32	3	15	13	16	7	107	10.7
23	Mike Neal	10	5	233	23.3	26	53	.491	10	20	.500	25	36	.694	2	18	20	2.0	21	0	30	29	6	18	87	8.7
32	Isaac Butts	8	4	148	18.5	32	48	.667	0	0	.000	11	20	.550	21	24	45	5.6	30	1	3	13	5	3	75	9.4
02	Tab Hamilton	9	5	207	23.0	23	59	.390	12	32	.375	11	15	.733	1	12	13	1.4	16	0	7	11	2	10	69	7.7
11	Nathan Healy	10	3	160	16.0	18	36	.500	4	14	.286	14	18	.778	12	23	35	3.5	17	1	12	10	7	8	54	5.4
01	Rodney Milum	5	2	108	21.6	15	36	.417	12	29	.414	6	11	.545	1	12	13	2.6	9	0	8	5	0	4	48	9.6
03	G.J. Vilarino	8	3	155	19.4	11	34	.324	0	7	.000	14	24	.583	1	17	18	2.3	9	0	17	17	0	5	36	4.5
54	Petey Hausley	5	0	41	8.2	7	14	.500	0	0	.000	1	8	.125	2	9	11	2.2	7	0	0	4	4	0	15	3.0
33	Mitch Woods	9	3	116	12.9	4	11	.364	0	3	.000	3	3	1.000	2	4	6	0.7	7	0	17	6	4	2	11	1.2
24	Brian Okam	7	0	42	6.0	0	3	.000	0	0	.000	0	0	.000	4	5	9	1.3	9	0	1	3	2	1	0	0.0
Team															12	16	28	2.8	0			2			0	
Total		10				261	540	.483	71	189	.376	169	256	.660	95	279	374	37.4	193	5	139	148	51	78	762	76.2
Opponents		10				226	591	.382	48	176	.273	140	206	.680	116	236	352	35.2	205	-	100	146	19	65	640	64.0

2011-12 INDIVIDUAL STATS (LOSSES)

##	Player	GP	GS	Min	Avg	FG	FGA	Pct	3FG	FGA	Pct	FT	FTA	Pct	Off	Def	Tot	Avg	PF	FO	A	TO	Blk	Stl	Pts	Avg
21	Omar Carter	15	9	435	29.0	53	150	.353	13	45	.289	38	63	.603	23	54	77	5.1	35	2	32	33	0	13	157	10.5
50	Andre Williamson	15	15	402	26.8	57	103	.553	7	12	.583	18	39	.462	28	67	95	6.3	39	2	17	29	22	4	139	9.3
13	Jamaal Trice	15	13	399	26.6	44	122	.361	23	65	.354	23	37	.622	14	27	41	2.7	26	1	11	27	4	6	134	8.9
02	Tab Hamilton	14	9	289	20.6	36	88	.409	21	56	.375	18	22	.818	6	14	20	1.4	26	0	8	13	0	9	111	7.9
23	Mike Neal	14	10	300	21.4	30	83	.361	10	36	.278	16	30	.533	8	23	31	2.2	30	0	43	35	4	13	86	6.1
32	Isaac Butts	14	6	292	20.9	29	49	.592	0	0	.000	19	24	.792	31	42	73	5.2	40	3	10	28	5	4	77	5.5
11	Nathan Healy	14	5	250	17.9	27	62	.435	6	21	.286	8	8	1.000	15	30	45	3.2	31	1	13	6	5	12	68	4.9
01	Rodney Milum	6	1	126	21.0	17	50	.340	14	40	.350	8	11	.727	1	6	7	1.2	16	0	4	6	1	0	56	9.3
03	G.J. Vilarino	14	4	233	16.6	20	57	.351	2	12	.167	9	16	.563	2	21	23	1.6	13	0	17	16	0	5	51	3.6
33	Mitch Woods	15	2	200	13.3	11	30	.367	4	13	.308	6	12	.500	3	9	12	0.8	25	1	17	20	1	2	32	2.1
54	Petey Hausley	6	0	54	9.0	5	13	.385	0	0	.000	5	6	.833	5	7	12	2.0	8	0	1	1	2	4	15	2.5
24	Brian Okam	7	1	45	6.4	1	3	.333	0	0	.000	2	4	.500	6	7	13	1.9	13	1	2	0	5	1	4	0.6
Team															19	21	40	2.7	0			2			0	
Total		15				330	810	.407	100	300	.333	170	272	.625	161	328	489	32.6	302	11	175	216	49	73	930	62.0
Opponents		15				394	823	.479	79	223	.354	243	357	.681	155	370	525	35.0	255	-	214	156	48	103	1110	74.0

TEAM HIGHS/LOWS

APPALACHIAN STATE - TEAM GAME HIGHS

POINTS	90	LEES-MCRAE (11/11/11)
	84	WESTERN CAROLINA (01/21/12)
	82	at North Carolina (12/17/11)
FIELD GOALS MADE	33	MILLIGAN (11/26/11)
	30	ELON (01/28/12)
FIELD GOAL ATTEMPTS	71	LEES-MCRAE (11/11/11)
	70	CHARLESTON (02/04/12)
FIELD GOAL PERCENTAGE	.545 (30-55)	ELON (01/28/12)
	.542 (26-48)	at Samford (01/05/12)
3 PT FIELD GOALS MADE	10	CAMPBELL (12/22/11)
	10	UNCG (12/01/11)
	10	at Tennessee Tech (11/19/11)
3 PT FG ATTEMPTS	27	at ETSU (11/15/11)
	26	at Chattanooga (01/07/12)
3 PT FG PERCENTAGE	.500 (10-20)	CAMPBELL (12/22/11)
	.500 (6-12)	at Elon (02/06/12)
FREE THROWS MADE	30	at Furman (02/09/12)
	30	WESTERN CAROLINA (01/21/12)
FREE THROW ATTEMPTS	38	at Furman (02/09/12)
	37	LEES-MCRAE (11/11/11)
FREE THROW PERCENTAGE	.882 (15-17)	at North Carolina (12/17/11)
	.875 (7-8)	CHARLESTON (02/04/12)
REBOUNDS	53	LEES-MCRAE (11/11/11)
	50	MILLIGAN (11/26/11)
ASSISTS	19	MILLIGAN (11/26/11)
	19	LEES-MCRAE (11/11/11)
STEALS	15	LEES-MCRAE (11/11/11)
	12	MILLIGAN (11/26/11)
BLOCKED SHOTS	12	LEES-MCRAE (11/11/11)
	8	ETSU (12/10/11)
TURNOVERS	29	at ETSU (11/15/11)
	22	vs East Carolina (11/22/11)
FOULS	27	at Tennessee Tech (11/19/11)

APPALACHIAN STATE - GAME LOWS

POINTS	47	vs East Carolina (11/22/11)
	48	ETSU (12/10/11)
	52	SAMFORD (02/02/12)
FIELD GOALS MADE	14	vs East Carolina (11/22/11)
	17	ETSU (12/10/11)
FIELD GOAL ATTEMPTS	40	ETSU (12/10/11)
	43	at Tennessee Tech (11/19/11)
FIELD GOAL PERCENTAGE	.318 (14-44)	vs East Carolina (11/22/11)
	.351 (20-57)	at Miami (12/30/11)
3 PT FIELD GOALS MADE	3	CHARLESTON (02/04/12)
	3	at Furman (02/09/12)
3 PT FG ATTEMPTS	12	at Elon (02/06/12)
	12	at Furman (02/09/12)
3 PT FG PERCENTAGE	.158 (3-19)	CHARLESTON (02/04/12)
	.185 (5-27)	at ETSU (11/15/11)
FREE THROWS MADE	4	at Chattanooga (01/07/12)
	5	SAMFORD (02/02/12)
	5	at Elon (02/06/12)
FREE THROW ATTEMPTS	8	SAMFORD (02/02/12)
	8	CHARLESTON (02/04/12)
FREE THROW PERCENTAGE	.391 (9-23)	MILLIGAN (11/26/11)
REBOUNDS	24	CAMPBELL (12/22/11)
	25	at Wofford (01/19/12)
	25	WOFFORD (02/11/12)
ASSISTS	7	vs East Carolina (11/22/11)
	7	at Georgia Southern (12/03/11)
STEALS	2	at Tennessee Tech (11/19/11)
	2	ETSU (12/10/11)
	2	at Wofford (01/19/12)
BLOCKED SHOTS	0	SAMFORD (02/02/12)
TURNOVERS	6	at Wofford (01/19/12)
	6	WOFFORD (02/11/12)
FOULS	12	FURMAN (01/12/12)

OPPONENT - GAME HIGHS

POINTS	97	at North Carolina (12/17/11)
	84	at Miami (12/30/11)
	83	DAVIDSON (01/14/12)
FIELD GOALS MADE	36	at North Carolina (12/17/11)
	31	DAVIDSON (01/14/12)
FIELD GOAL ATTEMPTS	67	UNCG (12/01/11)
	66	at North Carolina (12/17/11)
FIELD GOAL PERCENTAGE	.549 (28-51)	at Miami (12/30/11)
	.545 (36-66)	at North Carolina (12/17/11)
3 PT FIELD GOALS MADE	11	CHARLESTON (02/04/12)
	8	at Elon (02/06/12)
	8	at Georgia Southern (12/03/11)
3 PT FG ATTEMPTS	26	CHARLESTON (02/04/12)
	25	SAMFORD (02/02/12)
3 PT FG PERCENTAGE	.667 (2-3)	ETSU (12/10/11)
	.583 (7-12)	vs East Carolina (11/22/11)
FREE THROWS MADE	24	at ETSU (11/15/11)
	23	at North Carolina (12/17/11)
FREE THROW ATTEMPTS	39	at ETSU (11/15/11)
	33	at North Carolina (12/17/11)
FREE THROW PERCENTAGE	.889 (8-9)	FURMAN (01/12/12)
REBOUNDS	44	LEES-MCRAE (11/11/11)
	40	at UNCG (01/26/12)
	40	UNCG (12/01/11)
ASSISTS	21	at Elon (02/06/12)
	18	WOFFORD (02/11/12)
	18	at Minnesota (12/06/11)
STEALS	18	at ETSU (11/15/11)
BLOCKED SHOTS	7	WOFFORD (02/11/12)
	7	CHARLESTON (02/04/12)
TURNOVERS	23	LEES-MCRAE (11/11/11)
FOULS	26	WESTERN CAROLINA (01/21/12)
	26	LEES-MCRAE (11/11/11)

OPPONENT - GAME LOWS

POINTS	50	FURMAN (01/12/12)
	53	SAMFORD (02/02/12)
	58	MILLIGAN (11/26/11)
FIELD GOALS MADE	17	SAMFORD (02/02/12)
	18	FURMAN (01/12/12)
FIELD GOAL ATTEMPTS	46	FURMAN (01/12/12)
	47	SAMFORD (02/02/12)
FIELD GOAL PERCENTAGE	.313 (20-64)	LEES-MCRAE (11/11/11)
	.313 (21-67)	UNCG (12/01/11)
3 PT FIELD GOALS MADE	2	at Minnesota (12/06/11)
	2	ETSU (12/10/11)
	2	at North Carolina (12/17/11)
3 PT FG ATTEMPTS	3	ETSU (12/10/11)
	6	at Minnesota (12/06/11)
3 PT FG PERCENTAGE	.160 (4-25)	SAMFORD (02/02/12)
	.200 (2-10)	at North Carolina (12/17/11)
	.200 (3-15)	at Chattanooga (01/07/12)
FREE THROWS MADE	7	MILLIGAN (11/26/11)
	7	at Samford (01/05/12)
FREE THROW ATTEMPTS	9	FURMAN (01/12/12)
	12	MILLIGAN (11/26/11)
FREE THROW PERCENTAGE	.389 (7-18)	at Samford (01/05/12)
	.484 (15-31)	ETSU (12/10/11)
REBOUNDS	26	FURMAN (01/12/12)
	31	at Samford (01/05/12)
ASSISTS	7	at Tennessee Tech (11/19/11)
	7	MILLIGAN (11/26/11)
STEALS	2	at Chattanooga (01/07/12)
	2	at Wofford (01/19/12)
BLOCKED SHOTS	1	Nine Times
TURNOVERS	7	ETSU (12/10/11)
	7	at North Carolina (12/17/11)
FOULS	10	at Elon (02/06/12)

INDIVIDUAL HIGHS

APPALACHIAN - INDIVIDUAL GAME HIGHS

Points	27	Jamaal Trice vs East Carolina (11/22/11)
	24	Omar Carter vs UNCG (12/01/11)
	22	Tab Hamilton at Chattanooga (01/07/12)
	21	Jamaal Trice vs Western Carolina (01/21/12)
	21	Omar Carter at North Carolina (12/17/11)
Field Goals Made	9	Omar Carter vs Elon (01/28/12)
	9	Omar Carter vs UNCG (12/01/11)
Field Goal Att.	20	Omar Carter at Chattanooga (01/07/12)
	15	Jamaal Trice vs Charleston (02/04/12)
	15	Omar Carter at North Carolina (12/17/11)
	15	Omar Carter vs UNCG (12/01/11)
FG Pct (min 5 made)	1.000 (5-5)	Andre Williamson at ETSU (11/15/11)
	.857 (6-7)	Andre Williamson at Ga. Southern (12/03/11)
3-Point FG Made	6	Tab Hamilton at Chattanooga (01/07/12)
	5	Rodney Milum at Minnesota (12/06/11)
	5	Jamaal Trice vs East Carolina (11/22/11)
	5	Jamaal Trice at Tennessee Tech (11/19/11)
3-Point FG Att.	11	Tab Hamilton at Chattanooga (01/07/12)
	9	Rodney Milum at North Carolina (12/17/11)
	9	Rodney Milum at Minnesota (12/06/11)
	9	Jamaal Trice at Tennessee Tech (11/19/11)
3-Pt FG Pct (min 2 made)	1.000 (2-2)	Mike Neal at UNCG (01/26/12)
	1.000 (2-2)	Mike Neal vs UNCG (12/01/11)
Free Throws Made	12	Mike Neal at Furman (02/09/12)
	12	Omar Carter at UNCG (01/26/12)
	12	Omar Carter vs Western Carolina (01/21/12)
	12	Andre Williamson vs Lees-McRae (11/11/11)
Free Throw Att.	15	Omar Carter at UNCG (01/26/12)
	14	Mike Neal at Furman (02/09/12)
	14	Andre Williamson vs Lees-McRae (11/11/11)
FT Pct (min 5 made)	1.000 (12-12)	Omar Carter vs Western Carolina (01/21/12)
	1.000 (6-6)	Tab Hamilton at North Carolina (12/17/11)
	1.000 (6-6)	Isaac Butts at ETSU (11/15/11)
	1.000 (5-5)	Jamaal Trice vs Western Carolina (01/21/12)
	1.000 (5-5)	Nathan Healy at Samford (01/05/12)
Rebounds	18	Andre Williamson vs Milligan (11/26/11)
	13	Isaac Butts vs Milligan (11/26/11)
Assists	7	Mike Neal at Miami (12/30/11)
	7	Mitch Woods vs Lees-McRae (11/11/11)
Steals	4	Tab Hamilton vs Wofford (02/11/12)
	4	Mike Neal vs Lees-McRae (11/11/11)
	4	Omar Carter vs Lees-McRae (11/11/11)
Blocked Shots	5	Andre Williamson at UNCG (01/26/12)
	4	Andre Williamson vs UNCG (12/01/11)
	4	Andre Williamson vs Milligan (11/26/11)
Turnovers	6	Andre Williamson at Elon (02/06/12)
	6	Mike Neal at Samford (01/05/12)
	6	Mike Neal vs ETSU (12/10/11)
	6	G.J. Vilarino vs Milligan (11/26/11)
	6	Andre Williamson vs East Carolina (11/22/11)
	6	Mitch Woods at ETSU (11/15/11)
Fouls	5	Isaac Butts at Furman (02/09/12)
	5	Nathan Healy at Furman (02/09/12)
	5	Andre Williamson at Furman (02/09/12)
	5	Andre Williamson vs Elon (01/28/12)
	5	Omar Carter at UNCG (01/26/12)
	5	Omar Carter at Wofford (01/19/12)
	5	Andre Williamson at Chattanooga (01/07/12)
	5	Isaac Butts at North Carolina (12/17/11)
	5	Nathan Healy at North Carolina (12/17/11)
	5	Brian Okam at North Carolina (12/17/11)
	5	Isaac Butts vs ETSU (12/10/11)
	5	Isaac Butts at Georgia Southern (12/03/11)
	5	Mitch Woods at Georgia Southern (12/03/11)
	5	Andre Williamson at Tennessee Tech (11/19/11)
	5	Andre Williamson at ETSU (11/15/11)
	5	Jamaal Trice at ETSU (11/15/11)

OPPONENT - INDIVIDUAL GAME HIGHS

Points	31	Zeller, Tyler at North Carolina (12/17/11)
	28	MURPHY, Kevin at Tennessee Tech (11/19/11)
	27	ARMSTRONG, Derrell at UNCG (01/26/12)
	24	LAWRENCE, Andrew vs Charleston (02/04/12)
	24	SIMPSON, Trevis at UNCG (01/26/12)
Field Goals Made	11	Zeller, Tyler at North Carolina (12/17/11)
	10	SIMPSON, Trevis at UNCG (01/26/12)
	10	ARMSTRONG, Derrell at UNCG (01/26/12)
Field Goal Att.	20	ARMSTRONG, Derrell at UNCG (01/26/12)
	20	SIMPSON, Trevis vs UNCG (12/01/11)
FG Pct (min 5 made)	.833 (5-6)	BURROUGHS, Jahmal at Chattanooga (01/07/12)
	.800 (8-10)	Williams, Rodney at Minnesota (12/06/11)
3-Point FG Made	6	LAWRENCE, Andrew vs Charleston (02/04/12)
	4	KOCH, Sebastian at Elon (02/06/12)
	4	ISENBARGER, Jack vs Elon (01/28/12)
	4	GILTNER, Kevin at Wofford (01/19/12)
	4	REDDICK, Charlie vs Furman (01/12/12)
	4	DRAYTON, Ben at Georgia Southern (12/03/11)
3-Point FG Att.	10	HOOD, Tyler vs Samford (02/02/12)
	10	BELL, Keegan at Chattanooga (01/07/12)
	10	SIMPSON, Trevis vs UNCG (12/01/11)
3-Pt FG Pct (min 2 made)	1.000 (2-2)	JONES, Jarvis vs ETSU (12/10/11)
	1.000 (2-2)	BOWDEN, Shamarr vs East Carolina (11/22/11)
Free Throws Made	10	Hairston, P.J. at North Carolina (12/17/11)
	9	Zeller, Tyler at North Carolina (12/17/11)
	9	PAUL, Miguel vs East Carolina (11/22/11)
	9	MURPHY, Kevin at Tennessee Tech (11/19/11)
Free Throw Att.	14	SOLLAZZO, Adam at ETSU (11/15/11)
	12	Hairston, P.J. at North Carolina (12/17/11)
FT Pct (min 3 made)	1.000 (9-9)	PAUL, Miguel vs East Carolina (11/22/11)
	1.000 (8-8)	DILLARD, Jud at Tennessee Tech (11/19/11)
	1.000 (6-6)	WINDLER, Drew vs Samford (02/02/12)
	1.000 (6-6)	Welch, Julian at Minnesota (12/06/11)
	1.000 (4-4)	BARNES, Bryson at Furman (02/09/12)
	1.000 (4-4)	BEAUMONT, Ryley at Elon (02/06/12)
	1.000 (4-4)	ISENBARGER, Jack at Elon (02/06/12)
	1.000 (4-4)	LAWRENCE, Andrew vs Charleston (02/04/12)
	1.000 (4-4)	COHEN, Jake vs Davidson (01/14/12)
	1.000 (4-4)	LOYD, Jordan vs Furman (01/12/12)
Rebounds	11	GRIFFIN, Eric vs Campbell (12/22/11)
	11	DILLARD, Jud at Tennessee Tech (11/19/11)
Assists	13	Marshall, Kendall at North Carolina (12/17/11)
	8	POWERS, Willie at Georgia Southern (12/03/11)
Steals	7	COOLEY, Sheldon at ETSU (11/15/11)
	4	FRIDAY, Matthew at Samford (01/05/12)
	4	SITTON, Torian vs Milligan (11/26/11)
Blocked Shots	5	Williams, Rodney at Minnesota (12/06/11)
	3	COCHRAN, Karl vs Wofford (02/11/12)
	3	BYRD, Jarell vs Wofford (02/11/12)
	3	BARNES, Bryson at Furman (02/09/12)
	3	WIEDEMAN, Trent vs Charleston (02/04/12)
Turnovers	6	ARMSTRONG, Derrell at UNCG (01/26/12)
	6	BROWN, Isiah at ETSU (11/15/11)
	6	BJ Battle vs Lees-McRae (11/11/11)
Fouls	5	AUSTIN, Bobby at Furman (02/09/12)
	5	REDDICK, Charlie at Furman (02/09/12)
	5	BEAUMONT, Ryley vs Elon (01/28/12)
	5	BRACKETT, Aaron at UNCG (01/26/12)
	5	SINCLAIR, James vs Western Carolina (01/21/12)
	5	CZERAPOWICZ, Chris vs Davidson (01/14/12)
	5	DeAndre Tillman vs Lees-McRae (11/11/11)

GAME-BY-GAME COMPARISON

Opponent	1st	2nd	Score	Mar	Total FG	FG Pct	3-Pointers	3FG Pct	Free Throws	FT Pct	Rebounds	Mar	Assist	TOver	Block	Steal	Fouls
LEES-MCRAE	46/21	44/40	90-61	+29	29-71/20-64	.408/313	8-23/3-14	.348/214	24-37/18-24	.649/750	53/44	+9	19/8	16/23	12/2	15/6	23/26
ETSU	23/39	45/42	68-81	(13)	25-64/27-57	.391/474	5-27/3-10	.185/300	13-18/24-39	.722/615	46/33	+13	16/16	29/16	3/3	5/18	26/21
Tennessee Tech	39/33	29/30	68-63	+5	22-43/19-55	.512/345	10-22/3-12	.455/250	14-19/22-28	.737/786	30/33	(3)	14/7	18/12	3/1	2/4	27/16
East Carolina	17/30	30/37	47-67	(20)	14-44/24-49	.318/490	6-19/7-12	.316/583	13-25/12-16	.520/750	30/34	(4)	7/13	22/16	5/4	8/12	14/19
MILLIGAN	44/29	37/29	81-58	+23	33-68/23-64	.485/359	6-19/5-19	.316/263	9-23/12-12	.391/583	50/39	+11	19/7	17/20	6/1	12/8	15/18
UNCG	43/33	35/31	78-64	+14	27-55/21-67	.491/313	10-22/5-18	.455/278	14-21/17-26	.667/654	41/40	+1	16/11	17/11	7/1	5/6	20/20
Georgia Southern	25/45	37/28	62-73	(11)	23-47/26-55	.489/473	4-15/8-16	.267/500	12-26/13-21	.462/619	32/35	(3)	7/15	17/13	1/2	4/3	21/23
Minnesota	30/32	26/38	56-70	(14)	18-51/27-50	.353/540	9-21/2-6	.429/333	11-15/14-19	.733/737	29/32	(3)	11/18	13/9	2/6	3/8	19/15
ETSU	24/43	24/22	48-65	(17)	17-40/24-51	.425/471	8-20/2-3	.400/667	6-13/15-31	.462/484	30/32	(2)	10/12	18/7	8/2	2/11	23/15
North Carolina	32/48	50/49	82-97	(15)	29-68/36-66	.426/545	9-20/2-10	.450/200	15-17/23-33	.882/697	32/39	(7)	13/17	10/7	4/4	4/5	26/15
CAMPBELL	37/36	40/38	77-74	+3	26-50/28-55	.520/509	10-20/3-13	.500/231	15-22/15-24	.682/625	24/33	(9)	12/11	11/12	5/4	7/5	19/19
Miami	24/39	30/45	54-84	(30)	20-57/28-51	.351/549	6-22/7-16	.273/438	8-16/21-27	.500/778	30/34	(4)	15/12	12/9	2/3	6/8	21/15
Samford	37/28	31/35	68-63	+5	26-48/25-63	.542/397	6-16/6-23	.375/261	10-20/7-18	.500/389	40/31	+9	14/13	19/10	6/1	5/9	18/19
Chattanooga	34/33	29/32	63-65	(2)	25-62/23-53	.403/434	9-26/3-15	.346/200	4-9/16-25	.444/640	37/39	(2)	11/13	9/8	3/1	5/2	22/13
FURMAN	30/25	26/25	56-50	+6	21-47/18-46	.447/391	6-18/6-21	.333/286	8-12/8-9	.667/889	30/26	+4	11/9	14/15	2/1	7/9	12/16
DAVIDSON	40/46	39/37	79-83	(4)	25-53/31-59	.472/525	9-20/5-17	.450/294	20-32/16-24	.625/667	32/32	-	15/13	13/10	4/1	4/4	25/25
Wofford	25/30	36/43	61-73	(12)	22-53/28-52	.415/538	8-23/5-14	.348/357	9-13/12-14	.692/857	25/33	(8)	11/16	6/8	1/1	2/2	14/15
WESTERN CAROLINA	33/29	51/43	84-72	+12	24-47/28-64	.511/438	6-17/4-16	.353/250	30-36/12-19	.833/632	33/33	-	10/8	14/14	6/2	7/7	17/26
UNCG	32/26	32/38	73-77	(4)	22-50/27-63	.440/429	7-18/5-17	.389/294	22-32/18-27	.688/667	33/40	(7)	11/9	20/15	5/4	8/6	25/24
ELON	29/26	52/40	81-66	+15	30-55/22-58	.545/379	6-20/7-20	.300/350	15-28/15-20	.536/750	36/37	(1)	12/12	14/18	2/2	10/7	20/20
SAMFORD	31/26	21/27	52-53	(1)	20-52/17-47	.385/362	7-25/4-25	.280/160	5-8/15-19	.625/789	34/33	+1	15/9	11/8	0/2	3/6	16/14
CHARLESTON	32/35	30/39	62-74	(12)	26-70/23-53	.371/434	3-19/11-26	.158/423	7-8/17-22	.875/773	46/32	+14	15/12	13/8	3/7	4/7	18/11
Elon	23/39	36/43	59-82	(23)	24-49/28-62	.490/452	6-12/8-20	.500/400	5-11/18-23	.455/783	28/38	(10)	9/21	17/8	3/1	6/8	18/10
Furman	33/31	46/38	79-69	+10	23-56/22-55	.411/400	3-12/6-20	.250/300	30-38/19-26	.789/731	37/36	+1	12/14	8/11	2/4	8/4	22/25
WOFFORD	25/27	39/39	64-66	(2)	20-50/25-55	.400/455	4-13/7-16	.308/438	20-29/9-17	.690/529	25/39	(14)	9/18	6/14	5/7	9/3	14/20

Note: Game totals are displayed in the format APPALACHIAN/OPPONENT for each category