



WESTERN CAROLINA UNIVERSITY ATHLETICS MEDIA RELATIONS

RAMSEY CENTER
CULLOWHEE, NC 28723

PHONE: 828.227.2339
FAX: 828.227.7688

WWW.CATAMOUNTSPORTS.COM

2011-12 WCU SCHEDULE/RESULTS

NOVEMBER

11	Fri.	at South Carolina ss	Columbia, S.C.	L	50	75
15	TUES.	MONTREAT	CULLOWHEE	W	109	63
17	Thu.	at Presbyterian	Clinton, S.C.	W	80	73
20	Sun.	at Iowa State # mc	Ames, Iowa	L	60	92
22	Tues.	at Northern Iowa # ESPN3	Cedar Falls, Iowa	L	39	59
25	Fri.	vs. Northern Colorado #	South Padre Island, Tx.	L	57	74
26	Sat.	vs. Florida A&M #	South Padre Island, Tx.	W	62	46

DECEMBER

1	Thu.	at Samford *	Birmingham, Ala.	W	75	71
3	SAT.	UNC GREENSBORO *	CULLOWHEE	W	73	69
7	Wed.	at Purdue BTN	West Lafayette, Ind.	L	60	65
10	SAT.	KENT STATE	CULLOWHEE	L	56	58
20	Tues.	at Bradley	Peoria, Ill.	W	68	67
28	WED.	UNC ASHEVILLE	CULLOWHEE	W	86	67
31	Sat.	at North Carolina State ESPN3	Raleigh, N.C.	L	55	82

JANUARY

5	Thu.	at Chattanooga *	Chattanooga, Tenn.	L	62	78
7	SAT.	WOFFORD (DH) * WMYA	CULLOWHEE	W	67	57
12	Thu.	at Davidson *	Davidson, N.C.	L	67	88
14	SAT.	FURMAN *	CULLOWHEE	L	55	58
17	TUES.	TOCCOA FALLS	CULLOWHEE	W	141	39
21	Sat.	at Appalachian State * SCSN	Boone, N.C.	L	72	84
26	THU.	ELON *	CULLOWHEE	L	63	71
28	Sat.	at UNC Greensboro *	Greensboro, N.C.	L-OT	86	89
30	Mon.	at Wofford *	Spartanburg, S.C.	L	56	82

FEBRUARY

2	THU.	CHATTANOOGA * ESPN3	CULLOWHEE	7:00 PM
4	SAT.	GEORGIA SOUTHERN *	CULLOWHEE	2:00 PM
9	Thu.	at Col. of Charleston * ESPN3	Charleston, S.C.	8:00 pm
11	Sat.	at Furman *	Greenville, S.C.	4:00 pm
16	THU.	THE CITADEL *	CULLOWHEE	7:00 PM
18	Sat.	at Elon * SCSN	Elon, N.C.	3:00 pm
23	THU.	SAMFORD *	CULLOWHEE	7:00 PM
25	SAT.	APPALACHIAN ST. * (DH)	CULLOWHEE	2:00 PM

MARCH

2	Fri.	First Round ^	Asheville, N.C.	TBA
3	Sat.	Quarterfinals ^	Asheville, N.C.	TBA
4	Sun.	Semifinals ^ ss	Asheville, N.C.	TBA
5	Mon.	Championship ^ ESPN2	Asheville, N.C.	TBA

BOLD - Indicates home games - All times listed are EASTERN # - South Padre Island Invitational (SPI, Texas)
* - Southern Conference Games ^ - Southern Conference Men's Basketball Championship
TV: MC - Iowa Mediacom / SS - SportsSouth / ESPN3 / BTN - Big 10 Network / WMYA - My40 Asheville / SCSN - SoCon Sports Network

GAME BROADCAST INFORMATION:

Television: ESPN3 - Darren Goldwater (pxp) & Robin Muller (clr)
VideoStream:.....ESPN3.com or WatchESPN.com
Radio:Catamount Sports Network
Affiliates:.....920 AM WPTL - Canton (ONLY)
CSN Announcers:..... Gary Ayers (pxp) & Steven Crumpler (clr)
Listen Online: www.CatamountSports.com

GAME #24: THURSDAY, FEB. 2, 2012

Western Carolina (9-14, 3-7) vs. Chattanooga (9-14, 3-7)
Cullowhee, N.C. - Ramsey Center (7,826) - 7 pm - ESPN3



CATAMOUNT BASKETBALL

WESTERN CAROLINA VS. CHATTANOOGA - THE SERIES:

Western Carolina trails Chattanooga in the all-time series, 20-57 with the first-ever meeting coming back in 1969 ... WCU also trails by one game, 17-18, in series meetings in Cullowhee but has won four-straight over the Mocs in the Ramsey Center ... Over the past five seasons, the two squads have split the two regular season meetings, winning on their respective home court each of the past three years ... Chattanooga was the last team to sweep the seasonal meetings, winning nine-straight from 2000-06.

WCU VS. UTC - SOCON THURSDAY STORY LINES:

- Western Carolina is seeking its fifth-straight home victory over Chattanooga ... the average margin of victory in WCU's current four-game home win streak is just six points, defeating the Mocs by just one a year ago, 69-68;

- Something's got to give on Thursday night as the Mocs enter having dropped five-straight while Western Carolina is winless in its last four games - and has dropped six-straight in SoCon play ... Whereas five of WCU's wins on the year have come at home, UTC is winless (0-10) on the road.

CATAMOUNTS VS. MOCS IN THE SOCON NORTH DIVISION:

Western Carolina and Chattanooga have been at the top of the Southern Conference's North Division over the past several seasons ... In 2008-09, the two shared the North Division crown following the Catamounts' 86-77 home win over the Mocs while UTC went on to claim the conference tournament crown ... Predicted to win the SoCon North two years ago, WCU finished second in 2009-10 behind arch rival Appalachian State ... Last season, the Catamounts earned a share of the North Division title by downing South Division leader, the College of Charleston, 70-62, in Cullowhee on the final day of the regular season ... WCU earned the top seed in the SoCon basketball tournament.

HOME-SWEET-HOME IN THE RAMSEY CENTER:

WCU has three home losses this year - the most for the program since going 8-6 in the Ramsey Center back in 2007-08 (11-1 in 2010-11; 14-2 in 2009-10; 11-2 in 2008-09) ... the Catamounts have won 43 of their last 51 home games including 28 of the last 34 SoCon games in Cullowhee ... Over the past three seasons, WCU is 41-7 (.854) at home ... During Larry Hunter's tenure, the Catamounts are 64-22 (.744) at home.

vs. CHATTANOOGA



SERIES HISTORY:

Overall:
WCU trails 20-57 (L-1)
In Cullowhee:
WCU trails 17-18 (W-4)

LAST 10 OVERALL MEETINGS (4-6)

DATE	WINNER	SCORE	LOCATION
1/5/11	Chattanooga	78-62	Chattanooga
2/11/10	Western Carolina	69-68	Cullowhee
12/4/10	Chattanooga	67-65	Chattanooga
2/27/10	Western Carolina	78-70	Cullowhee
1/28/10	Chattanooga	80-67	Chattanooga
2/28/09	Western Carolina	86-77	Cullowhee
1/17/09	Chattanooga	82-75	Chattanooga
2/4/08	Western Carolina	70-64	Cullowhee
1/12/08	Chattanooga	85-55	Chattanooga
2/12/07	Chattanooga	75-72	Cullowhee

OVERALL SERIES RECORDS:

Most WCU Points:	103 (2/14/76)
Most UTC Points:	109 (1/24/94)
Fewest WCU Points:	53 (1/22/87)
Fewest UTC Points:	60, twice
Largest WCU Victory:	24 (86-62, 2/19/94)
Largest UTC Victory:	30, twice
Longest WCU Win Streak:	2, twice
Longest UTC Win Streak:	15, (1988-94)

WCU'S PROJECTED STARTING LINEUP - 2011-12 SEASON STATS

##	NAME	POS	HT	WT	CL	GP/GS	PPG	RPG	AST	FG%	FT%
4	Keaton Cole	G	5-10	170	Sr.	23/9	11.3	1.6	30	42.2	69.4
5	Trey Sumler	G	6-2	175	R-So.	23/23	12.7	4.5	84	41.2	86.1
25	James Sinclair	G	6-2	175	Fr.	21/2	2.5	1.9	13	39.6	52.6
32	Tawaski King	F	6-7	250	So.	23/23	7.0	4.8	13	47.5	60.0
40	Preston Ross	F	6-4	220	So.	23/14	4.9	3.9	12	49.4	71.4

THE REST OF THE CATAMOUNTS

0	Tom Tankelewicz	F	6-5	180	R-So.	20/0	2.8	1.2	3	31.4	77.8
1	Kenneth Hall	F	6-7	205	Fr.	23/1	1.3	2.2	11	44.4	55.6
2	Dillon Dunford	G	5-11	170	R-So.	5/0	3.0	0.0	1	50.0	50.0
22	Harouna Mutombo	G	6-4	200	R-Sr.	23/21	12.7	5.8	36	42.4	61.9
24	Brandon Boggs	G	6-5	190	So.	23/19	10.2	3.7	26	37.2	68.5
33	Ishmael Hollis	F	6-8	190	So.	19/3	3.7	2.1	7	40.0	75.0
44	Sam Smithson	C	6-9	235	Sr.	14/0	1.7	1.8	3	43.5	57.1

WCU HOOPS QUICK FACTS

Location:..... Cullowhee, N.C. 28723
 Pronounced "KULL - uh - whee"
 Founded:..... 1889
 Enrollment:..... 9,500
 Nickname:..... Catamounts
 Colors:..... Purple and Gold
 Arena:.....Liston B. Ramsey Regional Activity Center
 Seating Capacity:..... 7,826
 Affiliation:..... NCAA Division I
 Conference:.....Southern
 Chancellor:.....Dr. David O. Belcher (Furman '78)
 Athletics Director:.....Randy Eaton (UT-San Antonio, '90)
 Web Site:.....www.CatamountSports.com

BASKETBALL HISTORY:

First Year of Basketball:..... 1928-29
 Seasons of Basketball:.....82
 All-Time Record:..... 1,126-1,078 (.511)
 NCAA Postseason Appearances:.....1 (0-1)
 Lost to #1 seed Purdue, 73-71 (1996 West Region)
 Last Appearance:..... 1996

WCU COACHING STAFF:

Head Coach:..... Larry Hunter (Ohio, 1971)
 • Head Coaching Record at WCU:.....99-114 (7th season)
 • Overall Record:..... 608-338 (32nd season)

ASSISTANT COACHES

Anquell McCollum..... Western Carolina, 2000
 Eric Wilson..... Western Carolina, 2008
 Brigham Waginger.....Western Carolina, 2010
 Director of Basketball Ops:.....Randy Wood (WCU, 2008)
 MBK Athletic Trainer:..... Steven Honbarger (App State, 2001)


MEDIA RELATIONS INFORMATION:

Asst. AD/Media Relations (MBK Contact):..... Daniel Hooker
 • Alma Mater:..... Western Carolina, 2001
 • Email Address:..... dhooker@email.wcu.edu
 • Office Phone:..... (828) 227-2339
 • Cell Phone:..... (828) 508-2494
 Media Relations Director:.....Denise Gideon
 • Email Address:..... dgideon@email.wcu.edu
 • Office Phone:..... (828) 227-2336
 Media Relations Assistant:..... Bryan Powell
 • Email Address:..... bryanpowell@email.wcu.edu
 Athletics Fax:.....(828) 227-7688
 Basketball Press Row Phone:.....(828) 227-2129
 Website:.....www.CatamountSports.com
 Southern Conference Contact:..... Jason Yaman
 • Email Address:..... jyaman@socon.org
 • Web Address:.....www.SoConSports.com

THIS IS WESTERN CAROLINA UNIVERSITY

WESTERN CAROLINA UNIVERSITY, a regional comprehensive university within the University of North Carolina system, is located on 589 acres in a picturesque valley between the Blue Ridge and Great Smoky mountains in southwestern North Carolina. WCU is 55 miles west of Asheville, N.C., two hours east of Knoxville, Tenn., and approximately three hours north of Atlanta, Ga. Western offers career-focused education through nationally accredited programs, as well as abundant opportunities for research and recreation in the nearby mountains.

Western Carolina's student enrollment, including 9,500 undergraduate, graduate and online students, is at an all-time high. The university attracts students from across North Carolina and the United States, and from around the world, with special emphasis on serving the people of Western North Carolina. As a major public resource, Western engages with the region by assisting individuals and agencies through the expertise of its students, faculty and staff.



With a student-faculty ratio of 18-to-1, Western continues its long tradition of offering small class sizes and personal attention from its outstanding faculty. The fully networked campus offers convenient access to computer support, and students are required to have networkable computers. The university offers more than 120 majors and areas of concentration for undergraduates, and graduate students may choose from 51 areas of study at the master's level, as well as pursue doctoral studies in education.

WCU's residential Honors College, the first of its kind in the North Carolina system, now enrolls more than 900 students, providing a focused living and learning environment for those seeking advanced academic challenges and more choices for independent study. Honors Scholars are exceptional students who take tutorial classes to prepare for regional and national research projects and compete for national and international scholarships.

Freshmen admitted to Western are automatically considered for available scholarships, based on their academic achievements. The university annually awards \$1 million in merit-based scholarships and more than \$30 million in needs-based aid to students. About half of the university's students receive financial assistance through scholarships, grants, loans or work-study.

Students participate in a wide range of non-academic activities, including clubs and honor societies, community service and volunteer organizations, concerts and performances at various venues on campus, Greek life, student-operated media and student government. The university also sponsors outdoor recreational programs such as hiking, rafting and snow skiing that take advantage of the university's location in one of the nation's most popular vacation areas. Western Carolina also offers club sports and intramurals that involve about one-quarter of the student body.

WHAT IS A CATAMOUNT?

Western Carolina University's unique mascot and nickname for its athletics teams seem to always bring about the same question when the Western plays on the road ... "What is a Catamount?" Webster's Dictionary defines "catamount" as "any of various wild cats, such as a cougar or lynx." Cats of the catamount variety, including the bobcat, roam the southern Appalachian Mountains where Western Carolina University is located.

The nickname evolved from a contest that was held on the Cullowhee campus in 1933. The school was called Western Carolina Teachers College at that time and its teams were known as "the Teachers."

Everyone on campus was invited to participate, and the usual names were suggested — Bears, Indians, Panthers. However, the college wanted an unusual name; a name that few others had and that everyone would not copy.

The contest came down to Mountain Boomers, a small ground squirrel that scampers about the woods and is extremely difficult to catch, and Catamounts. Catamounts was the favorite of Head Football Coach C.C. Poindexter and was the nickname chosen. Poindexter wanted his players to be Catamounts with "fierce spirit, savage attacks, and lightning quick moves."

HISTORY OF THE CATAMOUNT LOGO

From 1975 til today

For a complete history of the WCU Catamount logo, visit www.catamountsports.com under "Traditions"

1975-1981

1981-1996

1997-2004

2004-08

2006

2011-12 WESTERN CAROLINA ROSTER

No.	Name	(Pronunciation)	Pos.	Ht.	Wt.	Cl.	Hometown (Previous School / High School)
0	Tom Tankelewicz	(TANK - el - witz)	F	6-5	180	R-So.	Apex, N.C. (Charleston Southern / Middle Creek HS)
1	Kenneth Hall		F	6-7	205	Fr.	Dallas, Texas (South Oak Cliff HS)
2	Dillon Dunford		G	5-11	170	R-So.	Cullowhee, N.C. (Lenior-Rhyne / Smoky Mountain HS)
4	Keaton Cole	(KEY - ton)	G	5-10	170	Sr.	Toronto, Ontario, Canada (Eastern Commerce HS)
5	Trey Sumler		G	6-2	175	R-So.	Rocky Mount, N.C. (Nash Central HS)
22	Harouna Mutombo	(huh-ROON-uh Muh-TUM-bo)	G	6-4	200	R-Sr.	Pickering, Ontario (Pickering HS)
24	Brandon Boggs		G	6-5	190	So.	Greenville, S.C. (J.L. Mann HS)
25	James Sinclair		G	6-2	175	Fr.	Savannah, Ga. (Savannah HS)
32	Tawaski King	(tuh - WASK - key)	F	6-7	250	So.	Dublin, Ga. (Dublin HS)
33	Ishmael Hollis	(IS - mail)	F	6-8	190	So.	Flowery Branch, Ga. (Flowery Branch HS)
40	Preston Ross		F	6-4	220	So.	Fayetteville, N.C. (Seventy-First HS)
44	Sam Smithson		C	6-9	235	Sr.	Horse Shoe, N.C. (Hargrave Military / West Henderson HS)
HEAD COACH:		Larry Hunter (Ohio '71) • 7th season at WCU; 32nd year as a head coach					
ASSISTANT COACHES:		Anquell McCollum (Western Carolina '00) • 8th season at WCU Eric Wilson (Western Carolina '08) • 2nd season at WCU Brigham Waginger (Western Carolina '10) • 1st season at WCU					

RECAPPING WCU'S RECORD-BREAKING TRIPLE-DIGIT VICTORY:

– Western Carolina's 102 point margin of victory over Toccoa Falls ranks as the third largest in NCAA history according to the 2011-12 NCAA Men's Basketball Record Book ... Long Island recorded a 117-point victory over Medgar Evers (179-62) in 1997 and Purdue defeated Indiana State by 106 (112-6) back in 1911;

– WCU is only the fourth NCAA Division I team to win by 100-or-more points in a single game ... the Catamounts join Long Island (1997), Purdue (1911) and Texas (1916);

– Nine Catamounts scored in double-digits while six posted career-highs in points;

WCU SCHOOL RECORDS SET IN THE VICTORY:

– Points in a Single-Game: 141 - (previous record was 133 vs. Toccoa Falls 11/26/01)

– Points in a Half: 72 in the 1st - (previous record was 71 vs. Piedmont 1/25/71)

– Margin of Victory: 102 - (previous was 75, 133-58, vs. Toccoa Falls 11/26/01)

THE POWER OF PURPLE:

– WCU's 141 points ranks third in Southern Conference history, behind Furman on two occasions as the Paladins scored 154 vs. The Citadel in 1955 and Newberry in 1954 ... WCU's 141 points are the most for a SoCon team since Davidson scored 137 vs. Warren Wilson in 1991.

A WESTERN CAROLINA VICTORY WOULD:

– End the Catamounts' six-game slide in SoCon play ... WCU has dropped six-consecutive league games including two inside the Ramsey Center ... the Catamounts dropped home games against Elon and Furman with road defeats at Davidson, Appalachian State, UNC Greensboro and Wofford;

– Give WCU head coach Larry Hunter his 100th win as the head coach in Cullowhee ... Hunter already ranks third in school history with 99 wins behind Jim Gudger (311 wins) and Steve Cottrell (145 wins) ... He would be the sixth different head coach active in SoCon with 100 victories at a conference school.

OPENING TIP – STORY LINES ABOUT THE 2011-12 CATAMOUNTS:

– WCU is amidst a stretch of five games in 10 days – all in SoCon play – which began against divisional-foe Elon in the Ramsey Center ... Three of WCU's five games in the stretch are at home (vs. Elon, vs. UTC, vs. GSU);

– The Catamounts rank second in the SoCon with 3.8 blocked shots per game with just one player – Brandon Boggs (0.5, 14th) – ranked among the top 15 for blocks in the league;

– After starting 8-0 when out rebounding its foe, Western Carolina has suffered two losses in its last three games when it out rebounded its opponent, holding a one-board edge, 45-44 over Elon and 29-28 over Wofford ... the Catamounts are now 8-2 on the year when it out-rebounds its opponents ... the Catamounts are 7-0 when leading with 10 minutes remaining in the second half and holds a 7-2 record in 2011-12 when leading at halftime;

– One-year after WCU played 13 of its first 15 games away from home to open the 2010-11 season, the Catamounts played SEVEN of their first EIGHT away from home ... All told, 10 of Western Carolina's first 15 games in 2011-12 were played away from Cullowhee;

– Trey Sumler was the lone Catamount named to the preseason All-SoCon team ... Sumler was the SoCon's Freshman of the Year a season ago ... He is one of two former league rookies of the year on this seasons WCU squad as Harouna Mutombo earned the honor in 2008-09;

– WCU was picked third in the SoCon's North Division by both the coaches and voting media.

– Western Carolina enters the 2011-12 season with just three seniors including redshirt senior Harouna Mutombo, Keaton Cole and Sam Smithson. Otherwise, the squad is made up of underclassmen including seven sophomores with a pair of true freshmen ... Mutombo and Cole were named team captains by head coach Larry Hunter prior to the season;

– WCU has had to replace two of its three leading scorers from a season ago as Mike Williams (graduation) paced the squad with a 15.4 point per game average and Richie Gordon (graduation) – who garnered the SoCon's Defensive Player of the Year honor last season – averaged 10.2 points per outing. The Catamounts return double-digit points from Harouna Mutombo at 10.1 points per game – a mark that included 13.1 ppg over the final 18 games.

HOME VS. AWAY FOR WESTERN CAROLINA IN 2011-12:

Western Carolina is 5-3 at home this season while holding a 3-10 mark in games played on the road – 4-11 when including the two neutral court games in South Padre Island, Texas ... In the eight home games, the Catamounts are averaging 81.2 points on 46.4% shooting including 36.9% from beyond the 3-point arc ... In the 13 true road games, WCU is scoring just 63.8 points while allowing opponents to average 77.3 ppg ... the Catamounts are shooting just 39.6-percent from the field, 29.7-percent from long range.

TAWASKI KING GIVING CATAMOUNTS POST PRESENCE:

Including scoring double-digit scoring in FIVE-straight games with back-to-back double-doubles – the first two of his Catamount career – WCU sophomore post Tawaski King is averaging 12.2 points per game in his last five outings ... King has given WCU a much-needed lift in the low-block ... During the nine games in January, the Dublin, Ga., native averaged 9.0 points and a team-best 6.7 rebounds per game for the Catamounts.

KEATON COLE SHOOTS INTO 3-POINTER TOP-TEN AT WESTERN CAROLINA:

Senior guard Keaton Cole moved into the Catamounts' all-time 3-pointers made Top 10 with his career performance at Chattanooga ... Cole stands in ninth-place with 154 made treys in his four-year WCU career ... The Toronto, Ontario, Canada native is just ONE made 3-pointers shy of tying former teammate Brandon Giles who made 155 3-pointers from 2006-10 ... Cole has smashed his previous single-season career-high of 39 made 3-pointers, already with 66 – and counting ... Cole RANKS 19TH in the nation in 3-pointers per game (2.9).

HAROUNA MUTOMBO CONTINUES CLIMB IN WCU'S 1,000-POINT CLUB:

Redshirt senior Harouna Mutombo is the 39th different Catamount to score over 1,000 points in his career ... Mutombo moved into 17th in school history at Appalachian State, now with 1,384 points – TOPS among active SoCon players in career scoring ... Mutombo most recently by-passed Cory Largent who had 1,360 points from 1999-2002 ... Mutombo is the third different Catamount to join the "1,000-Point Club" over the past three years, joining former standouts Brandon Giles (16th, 1,424) and Robinson (22nd, 1,287).

PILFERING CATAMOUNTS – WESTERN CAROLINA PACES SOCON IN STEALS:

WCU's Mike Williams led the league in steals last year (2.0 spg) making it four-consecutive seasons that a Catamount has led the SoCon in steals ... Brigham Waginger, now an assistant coach at WCU, led the league in steals three consecutive seasons (2008-10) ... WCU currently LEADS THE LEAGUE in steals as a team (7.9) – a mark which ranks 51st nationally ... Keaton Cole currently ranks eighth in the league with an average of 1.3 steals per game while Harouna Mutombo and Trey Sumler are tied for 11th (1.3 spg) ... WCU's rise in the steals category has helped the squad PACE THE LEAGUE in turnover margin at a +1.4.



2011-12 CATAMOUNT BASKETBALL

CATAMOUNT TRACKS - MISC. GAME NOTES:

- Trey Sumler currently ranks third in the SoCon - and ranks 43rd nationally - in free throw percentage at 86.3-percent ... Sumler has had three, double-digit runs of consecutive made free throws of 14, 16 and 17-straight;
- Keaton Cole ranks second in the SoCon in 3-point field goals per game averaging 2.9 per game which ranks him 27th nationally ... He also ranks 41st in the NCAA - eighth in the SoCon - in 3-point field goal percentage at 40-percent;
- All but 34 of Cole's shot attempts in 2011-12 have come from beyond the 3-point arc - 160 of his 194 shots (82.5%) ... 64 of his 80 made field goals (80%) have been 3-pointers;
- Trey Sumler has scored in double figures in all but five games this season (17-of-22) ... Mutombo has 65 double-digit performances in his career ... Sumler has also recorded four-or-more assists 11 times on the season;
- Western Carolina improved to 15-20 overall in Southern Conference openers with the victory at Samford ... the Catamounts are 5-2 in the seven seasons under head coach Larry Hunter in the first SoCon game of the year;
- Western Carolina opened its season-long, six-game road swing with a win seven-point win at Presbyterian ... the victory was quantified just a few days later as the Blue Hose turned around and upset then-No. 20 Cincinnati on the road;
- Brandon Boggs scored a career-high 35 points in the neutral court loss to Northern Colorado in the South Padre Island Invitational ... He hit a career-best 12 field goals and five 3's ... Boggs' 35 points marked the first 30-or-more point performance by a Catamount since Brandon Giles scored 32 in a two-point loss to Charleston in 2007 ... Boggs' 35-point performance is currently the second-best scoring performance in the SoCon this season.

CATAMOUNTS LOOKING FOR FOURTH-CONSECUTIVE WINNING SEASON IN 2011-12:

Western Carolina finished the 2010-11 season 18-15 overall - the program's third-straight winning season, the longest run of above-.500 finishes since five-consecutive winning seasons from 1979 through '84 ... the Catamounts claimed a school-record 12 victories in Southern Conference play en route to the program's third divisional title - and second in the past three seasons - sharing the SoCon North Division crown with UTC ... With EIGHT regular season games remaining before the conference tournament, WCU will need at least SEVEN victories (7-1 finish) to secure an above .500 regular season finish.

FOUL PLAY AT THE CHARITY STRIPE:

This year, Western Carolina has been tagged for 45-more fouls than its opponents (439-to-394 - average of 19.1 per game) with a 537-to-451 free throw difference, 86 more FTs for WCU's foes this year ... Last season, WCU was whistled for 677 fouls - 113 more than its opponents (564) - for an average of 20.5 per game ... Consequentially, WCU's opponents shot 205 more free throw last season ... In three of WCU's last four SoCon road losses (at DAV, at ASU and at UNCG) the Cats' opponents have all scored 30 points from the free throw line.

KEEPIN' IT BELOW THE CENTURY MARK:

Western Carolina has not allowed an opponent to score 100 points in 139-straight games ... The streak has been on-going since December 15, 2007 when No. 13 Indiana picked up a 100-52 victory over the Catamounts in Bloomington, Indiana.

NON-CONFERENCE FOES IN THE RAMSEY CENTER:

Western Carolina had its 10-game home winning streak against nonconference foes snapped with the two-point defeat to Kent State back on Dec. 10 ... WCU has secured victo-

ries in 15 of the last 18 home meetings with non-league teams ... Since 2003, WCU is 32-6 against non-conference foes in Ramsey ... Under head coach Larry Hunter, the Catamounts are 22-5 (.815) in home games against non-SoCon foes.

UP NEXT FOR WESTERN CAROLINA - CATS CONCLUDE FIVE-GAME IN 10 DAY STRETCH:

Western Carolina concludes its stretch where it will play five games in 10 days by hosting Georgia Southern on Saturday (Feb. 4) ... It is the only regular season meeting between the Catamounts and Eagles ... Western Carolina snapped a six-game winless drought in Statesboro with a 23-point road win over Georgia Southern last year, winning in Hanner Field House for the first time since 1998.

HUNTER SECURES 600TH CAREER COACHING VICTORY:

- Larry Hunter reached a career milestone on Tuesday, Nov. 15 by claiming his 600th career victory with the 109-63 win over Montreat ... According to available research, Hunter (604-329, .647) became the 61st NCAA men's basketball coach all-time at all levels and 38th at the NCAA Division I level including the 12TH ACTIVE COACH to reach the 600-win plateau;

- Hunter joins the likes of all-time wins leader - Mike Krzyzewski; Jim Boeheim, Jim Calhoun, Bob Huggins, Roy Williams, Jerry Sloum, Bo Ryan, Cliff Ellis, Mike Montgomery, Rick Byrd and Rick Pitino among the active coaches with 600 victories;

- Hunter has scored a combined 99 of his 608 career victories in Cullowhee after taking over a Catamount program which had suffered five-consecutive losing seasons including three with single-digit win totals ... Hunter has guided WCU to three-consecutive winning seasons - the program's longest run of above-.500 finishes since five-consecutive winning seasons from 1979 through 1984 ... He has helped claim two of WCU's three SoCon divisional titles including sharing the North Division crown in two of the past three years ... He also led the Catamounts to their first-ever, 20-win season as a NCAA Division I program, halting a drought of 38 years between milestone seasons. (SEE MORE ON PAGES 10-11)

TREY SUMLER NAMED A BOB COUSY AWARD CANDIDATE:

WCU guard Trey Sumler was listed among a list of 65 candidates for the 2012 Bob Cousy Award announced by the Naismith Memorial Basketball Hall of Fame in Springfield, Mass. ... The annual award, named for Hall of Famer and former Boston Celtic Bob Cousy, recognizes college basketball's top point guard ... Sumler is one of four from the Southern Conference on the list, joined by Chattanooga's Keegan Bell, J.P. Kuhlman from Davidson and Andrew Lawrence from the College of Charleston ... WCU has faced two additional candidates on the initial list in Lewis Jackson from Purdue and Lorenzo Brown from N.C. State ... WCU's Mike Williams was named a candidate for the award a season ago.

BRANDON BOGGS NAMED TO SPI ALL-TOURNAMENT TEAM:

Sophomore Brandon Boggs was named to the 11-member South Padre Island Invitational All-tournament team ... Each one of the eight teams put at least one member on the squad with Iowa State landing two and Northern Iowa putting three including the tourney MVP ... Boggs averaged 13.5 points per game in the four games including a team-high 21.5 points in the two games played in Texas ... he scored a career-high 35 points to pace the Catamounts against Northern Colorado, which included scoring 31 in the second half alone.

CATAMOUNT COACHING CONNECTION - FAMILIAR LOOK ON THE WCU BENCH:

Western Carolina's assistant coaching staff features three former players including two that played for the Catamounts under Larry Hunter's tutelage in Cullowhee:

WESTERN CAROLINA IN THE TEAM NCAA NATIONAL RANKINGS

AS OF NCAA STATS JAN. 29, 2012

Category (teams ranked)	Rank	Stat	SoCon Leader	Rank	Stat	National Leader	Stat
Scoring Offense (338)	133	70.1	Davidson	19	78.9	North Carolina	84.9
Scoring Defense (338)	233	69.3	Wofford	51	61.6	Wisconsin	49.6
Scoring Margin (338)	183	+0.8	Davidson	46	+9.3	Ohio State	+21.7
Field-Goal Percentage (338)	243	41.8%	Georgia Southern	64	46.6%	Creighton	51.4%
Field-Goal Percentage Defense (338)	238	44.2%	Chattanooga	34	39.5%	Wisconsin	36.3%
3-Point Field Goals Per Game (338)	102	6.9	Samford	9	9.0	Florida	10.6
3-Point Field-Goal Percentage (338)	214	33.0%	Appalachian State	91	36.3%	Creighton	44.9%
3-Point FG Percentage Defense (338)	238	35.4%	Georgia Southern	38	30.3%	Drexel	24.8%
Free Throw Percentage (338)	159	69.1%	Davidson	3	78.3%	Weber State	79.9%
Rebound Margin (338)	188	+0.0	Davidson	25	+6.4	North Carolina	+11.7
Assists Per Game (338)	309	10.7	Chattanooga	30	15.6	Iona	19.2
Assist-to-Turnover Ratio (338)	287	0.77	Wofford	26	1.25	Florida	1.55
Blocked Shots Per Game (338)	125	3.8	Appalachian State	69	4.4	Kentucky	9.3
Steals Per Game (338)	51	8.0	WESTERN CAROLINA	51	8.0	Syracuse	10.3
Turnovers Per Game (338)	182	14.0	Wofford	27	11.7	Wisconsin	8.9
Turnover Margin (338)	86	+1.7	WESTERN CAROLINA	86	+1.7	Syracuse	+7.2
Personal Fouls Per Game (338)	249	19.3	Col. of Charleston	29	15.9	Mississippi State	13.4



- Anquell McCollum (1993-96): the 1996 Southern Conference Player of the Year for the Catamounts who continues to rank sixth in school-history with 1,777 career points and is second with 245 career 3-pointers made;

- Eric Wilson (2004-08): started his WCU career as a walk-on but earned a scholarship from Hunter during his sophomore season ... scored 454 career points including 55 career 3-pointers, but is best remembered for his defensive prowess and hard-work;

- Brigham Waginger (2006-10): the most recent to graduate, was recruited by Hunter ... set the school-record for steals in a career with 285 and became the only SoCon player to lead the league in steals for three-consecutive seasons.

- Other notable former WCU assistants currently in the NCAA coaching ranks include Big Ten-member Ohio State head coach, Thad Matta, who was on the sidelines as an assistant coach during the 1995-96, SoCon-Championship season ... Current N.C. State assistant coach Orlando Early was also a part of the 1996 Catamount coaching staff.

DIALING LONG DISTANCE - NOTES ON WCU AND THE 3-POINT SHOT:

In four of the six seasons entering 2011-12 in which head coach Larry Hunter has been at the helm, the Catamounts have set school records for made 3-pointers in a season - 221 in his first season; 226 in his second; 237 in 2007-08 ... WCU just missed the school benchmark with 233 made treys in 2008-09, but made 274 3-pointers to establish another new benchmark in 2009-10 ... That same year, WCU averaged 8.06 made 3-pointers per game (274 in 34 games), to set a school-record, breaking the previous mark of 7.65 made 3's per game.

CATAMOUNTS AGAINST BASKETBALL PERENNIALS UNDER LARRY HUNTER:

WCU has managed several premier victories over larger conference foes under head coach Larry Hunter ... Last season, the Catamounts backed up the 2009-10 road win over Big East foe, #29 Louisville, with a road win over a storied DePaul program ... In '08, the Cats scored an overtime win over Kent State after securing a 2-1 mark in the Great Alaska Shootout - falling by one-point against San Diego State ... WCU also has wins over the likes of Duquesne (2009) and three-consecutive victories over Missouri Valley Conference-foe, Bradley.

CATAMOUNT IN THE SOCON RANKINGS

AS OF SOCON STATS JAN. 31, 2012

CATEGORY	ALL GAMES		SOCON ONLY	
	STAT	RANK	STAT	RANK
SCORING:				
Trey Sumler	12.7 ppg	13th-t	14.2 ppg	14th
Harouna Mutombo	12.7 ppg	13th-t	11.2 ppg	26th
Keaton Cole	11.3 ppg	24th	12.6 ppg	17th
REBOUNDING:				
Harouna Mutombo	5.8 rpg	14th		
Tawaski King			5.8 rpg	16th
Trey Sumler			5.6 rpg	20th-t
ASSISTS:				
Trey Sumler	3.7 apg	5th	4.1 apg	5th
FREE THROW PERCENTAGE:				
Trey Sumler	86.1%	3rd	81.7%	8th
STEALS:				
Keaton Cole	1.3 spg	8th-t	1.2 spg	10th-t
Harouna Mutombo	1.3 spg	11th-t	1.3 spg	7th
Trey Sumler	1.3 spg	11th-t		
Tawaski King			1.2 spg	10th-t
3-POINT FIELD GOALS MADE:				
Keaton Cole	2.9 avg	2nd	3.3 avg	1ST
3-POINT FIELD GOAL PERCENTAGE:				
Keaton Cole	40.5%	7th	40.2%	10th
Brandon Boggs			39.3%	14th
ASSIST - TO - TURNOVER RATIO:				
Trey Sumler	1.1 ratio	11th	1.1 ratio	10th
OFFENSIVE REBOUNDS:				
Tawaski King	2.1 off rpg	12th	2.9 off rpg	3rd
DEFENSIVE REBOUNDS:				
Harouna Mutombo	4.3 def rpg	9th	4.3 def rpg	15th
Trey Sumler			4.4 def rpg	14th
MINUTES PLAYED:				
Trey Sumler	34.3 mpg	7th	38.0 mpg	3rd

CATAMOUNT TRACKS

KEEPING TRACK OF PLAYERS IN WESTERN CAROLINA'S SINGLE-SEASON AND CAREER RECORD BOOKS

WESTERN CAROLINA CAREER RECORD BOOKS

1,000-POINTS SCORED IN A CAREER:

1.	Henry Logan	1965-68	3,290
2.	Mel Gibson	1960-63	2,021
3.	Ronald Rogers	1950-53	1,960
4.	Kevin Martin	2002-04	1,838
5.	Greg Dennis	1979-82	1,793
6.	Anquell McCollum	1993-96	1,777
7.	Robert Gaines	1990-93	1,680
8.	Greg Wittman	1966-69	1,628
9.	Gene McConnell	1967-70	1,599
10.	Danny Tharpe	1961-64	1,509
11.	Frankie King	1994-95	1,495
12.	Quinton Lytle	1981-85	1,474
13.	Darrell Murray	1961-64	1,472
14.	Ronnie Carr	1980-83	1,455
15.	Harris Pryor	1956-59	1,429
16.	Brandon Giles	2006-10	1,424
17.	HAROUNA MUTOMBO	2008-PRES.	1,384
18.	Cory Largent	1999-2002	1,360
19.	Bubba Wilson	1975-78	1,350
20.	Dave Jones	1957-60	1,324
21.	Kenny Trimier	1980-83	1,292
22.	Albert Toomer	1972-75	1,291
23.	Jake Robinson	2006-10	1,287
24.	Terry Boyd	1991-92	1,189
	Tommy Lavelle	1961-64	1,189

3-POINTERS MADE IN A CAREER:

1.	Jake Robinson	2006-10	278
2.	Anquell McCollum	1993-96	245
3.	Casey Rogers	1999-2002	207
4.	Kyle Greathouse	2003-07	187
5.	Kevin Martin	2002-04	174
6.	Robert Gaines	1990-93	161
7.	Cory Largent	1999-2002	156
8.	Brandon Giles	2006-10	155
9.	KEATON COLE	2008-PRES.	154
10.	Terry Boyd	1991-92	142
11.	David Donerlson	1989-90	131

STEALS IN A CAREER:

1.	Brigham Waginger	2006-10	285
2.	Henry Logan	1965-68	221
3.	Bubba Wilson	1975-78	179
4.	Casey Rogers	1999-2002	170
5.	Quinton Lytle	1982-85	169
6.	HAROUNA MUTOMBO	2008-PRES.	164
7.	Anquell McCollum	1993-96	147
8.	Larry Caldwell	1978-81	144
9.	Greg Dennis	1979-82	142
10.	Robert Gaines	1990-93	136

FIELD GOALS MADE IN A CAREER:

1.	Henry Logan	1965-68	1,263
2.	Mel Gibson	1960-63	836
3.	Ronald Rogers	1950-53	735
4.	Gene McConnell	1967-70	686
5.	Ronnie Carr	1980-82	648
9.	Greg Dennis	1979-82	619
10.	Darrell Murray	1961-64	617
--	HAROUNA MUTOMBO	2008-PRES.	532

WESTERN CAROLINA CAREER STATISTICS - INDIVIDUAL CAREER HISTORY VS. CHATTANOOGA

BOGGS, BRANDON

YEAR	GP	GS	MIN	AVG	T O T A L			3-POINTERS			R E B O U N D S				PF	FO	AST	TO	BLK	STL	PTS	AVG			
					FG	FGA	PCT	FG	FGA	PCT	FT	FTA	PCT	OFF									DEF	TOT	AVG
2010-11	2	1	39	19.5	3	7	.429	0	1	.000	2	21	0.000	1	4	5	2.5	2	0	1	3	0	2	8	4.0
2011-12	1	1	18	18.0	1	7	.143	0	1	.000	1	4	.250	2	1	3	3.0	0	0	1	0	0	0	3	3.0
TOTAL	3	2	57	19.0	4	14	.286	0	2	.000	3	6	.500	3	5	8	2.7	2	0	2	3	0	2	11	3.7

COLE, KEATON

YEAR	GP	GS	MIN	AVG	T O T A L			3-POINTERS			R E B O U N D S				PF	FO	AST	TO	BLK	STL	PTS	AVG			
					FG	FGA	PCT	FG	FGA	PCT	FT	FTA	PCT	OFF									DEF	TOT	AVG
2008-09	2	1	30	15.0	3	7	.429	3	6	.500	2	21	0.000	0	1	1	0.5	1	0	3	0	0	0	11	5.5
2009-10	2	2	31	15.5	6	12	.500	3	8	.375	1	2	.500	3	0	3	1.5	1	0	3	0	0	0	16	8.0
2010-11	2	1	53	26.5	8	20	.400	5	15	.333	1	4	.250	0	3	3	1.5	2	0	5	1	0	3	22	11.0
2011-12	1	0	29	29.0	6	16	.375	6	16	.375	0	0	.000	0	2	2	2.0	1	0	1	2	0	1	18	18.0
TOTAL	7	4	143	20.4	23	55	.418	17	45	.378	4	8	.500	3	6	9	1.3	5	0	12	3	0	4	67	9.6

HALL, KENNETH

YEAR	GP	GS	MIN	AVG	T O T A L			3-POINTERS			R E B O U N D S				PF	FO	AST	TO	BLK	STL	PTS	AVG			
					FG	FGA	PCT	FG	FGA	PCT	FT	FTA	PCT	OFF									DEF	TOT	AVG
2011-12	1	0	19	19.0	0	1	.000	0	0	.000	0	0	.000	1	2	3	3.0	3	0	0	0	2	0	0	0.0
TOTAL	1	0	19	19.0	0	1	.000	0	0	.000	0	0	.000	1	2	3	3.0	3	0	0	0	2	0	0	0.0

HOLLIS, ISHMAEL

YEAR	GP	GS	MIN	AVG	T O T A L			3-POINTERS			R E B O U N D S				PF	FO	AST	TO	BLK	STL	PTS	AVG			
					FG	FGA	PCT	FG	FGA	PCT	FT	FTA	PCT	OFF									DEF	TOT	AVG
2011-12	1	0	19	19.0	4	6	.667	1	3	.333	0	0	.000	1	2	3	3.0	2	0	0	1	0	0	9	9.0
TOTAL	1	0	19	19.0	4	6	.667	1	3	.333	0	0	.000	1	2	3	3.0	2	0	0	1	0	0	9	9.0

KING, TAWASKI

YEAR	GP	GS	MIN	AVG	T O T A L			3-POINTERS			R E B O U N D S				PF	FO	AST	TO	BLK	STL	PTS	AVG			
					FG	FGA	PCT	FG	FGA	PCT	FT	FTA	PCT	OFF									DEF	TOT	AVG
2010-11	2	1	35	17.5	4	8	.500	0	0	.000	2	6	.333	6	7	13	6.5	6	0	1	3	0	1	10	5.0
2011-12	1	1	18	18.0	1	1	1.000	0	0	.000	0	0	.000	2	2	4	4.0	2	0	0	3	0	1	2	2.0
TOTAL	3	2	53	17.7	5	9	.556	0	0	.000	2	6	.333	8	9	17	5.7	8	0	1	6	0	2	12	4.0

MUTOMBO, HAROUNA

YEAR	GP	GS	MIN	AVG	T O T A L			3-POINTERS			R E B O U N D S				PF	FO	AST	TO	BLK	STL	PTS	AVG			
					FG	FGA	PCT	FG	FGA	PCT	FT	FTA	PCT	OFF									DEF	TOT	AVG
2008-09	2	2	74	37.0	7	24	.292	0	6	.000	3	6	.500	7	6	13	6.5	7	0	8	9	4	3	17	8.5
2009-10	2	0	38	19.0	2	5	.400	0	3	.000	2	5	.400	2	6	8	4.0	5	0	4	3	0	1	6	3.0
2010-11	2	1	46	23.0	4	17	.235	0	5	.000	0	4	.000	3	3	6	3.0	2	0	2	1	0	0	8	4.0
2011-12	1	1	29	29.0	3	7	.429	1	2	.500	0	3	.000	0	4	4	4.0	4	0	2	3	2	2	7	7.0
TOTAL	7	4	187	26.7	16	53	.302	1	16	.063	5	18	.278	12	19	31	4.4	18	0	16	16	6	6	38	5.4

ROSS, PRESTON

YEAR	GP	GS	MIN	AVG	T O T A L			3-POINTERS			R E B O U N D S				PF	FO	AST	TO	BLK	STL	PTS	AVG			
					FG	FGA	PCT	FG	FGA	PCT	FT	FTA	PCT	OFF									DEF	TOT	AVG
2010-11	2	0	39	19.5	3	5	.600	3	4	.750	1	2	.500	3	6	9	4.5	3	0	1	2	0	4	10	5.0
2011-12	1	1	14	14.0	3	4	.750	0	0	.000	1	11	0.000	1	2	3	3.0	4	0	1	0	0	3	7	7.0
TOTAL	3	1	53	17.7	6	9	.667	3	4	.750	2	3	.667	4	8	12	4.0	7	0	2	2	0	7	17	5.7

SINCLAIR, JAMES

YEAR	GP	GS	MIN	AVG	T O T A L			3-POINTERS			R E B O U N D S				PF	FO	AST	TO	BLK	STL	PTS	AVG			
					FG	FGA	PCT	FG	FGA	PCT	FT	FTA	PCT	OFF									DEF	TOT	AVG
2011-12	1	0	5	5.0	0	1	.000	0	1	.000	0	0	.000	0	1	1	1.0	1	0	0	1	1	0	0	0.0
TOTAL	1	0	5	5.0	0	1	.000	0	1	.000	0	0	.000	0	1	1	1.0	1	0	0	1	1	0	0	0.0

SMITHSON, SAM

YEAR	GP	GS	MIN	AVG	T O T A L			3-POINTERS			R E B O U N D S				PF	FO	AST	TO	BLK	STL	PTS	AVG			
					FG	FGA	PCT	FG	FGA	PCT	FT	FTA	PCT	OFF									DEF	TOT	AVG
2010-11	1	0	6	6.0	0	1	.000	0	0	.000	0	0	.000	1	0	1	1.0	1	0	0	1	0	0	0	0.0
2011-12	1	0	3	3.0	0	0	.000	0	0	.000	0	0	.000	0	0	0	0.0	0	0	0	0	0	0	0	0.0
TOTAL	2	0	9	4.5	0	1	.000	0	0	.000	0	0	.000	1	0	1	0.5	1	0	0	1	0	0	0	0.0

SUMLER, TREY

YEAR	GP	GS	MIN	AVG	T O T A L			3-POINTERS			R E B O U N D S				PF	FO	AST	TO	BLK	STL	PTS	AVG			
					FG	FGA	PCT	FG	FGA	PCT	FT	FTA	PCT	OFF									DEF	TOT	AVG
2010-11	2	2	65	32.5	5	17	.294	2	10	.200	11	13	.846	2	5	7	3.5	6	0	10	5	0	2	23	11.5
2011-12	1	1	40	40.0	5	16	.313	3	11	.273	0	0	.000	1	0	1	1.0	3	0	12	0	0	0	13	13.0
TOTAL	3	3	105	35.0	10	33	.303	5	21	.238	11	13	.846	3	5	8	2.7	9	0	22	5	0	2	36	12.0

TANKELEWICZ, TOM

YEAR	GP	GS	MIN	AVG	T O T A L			3-POINTERS			R E B O U N D S				PF	FO	AST	TO	BLK	STL	PTS	AVG			
					FG	FGA	PCT	FG	FGA	PCT	FT	FTA	PCT	OFF									DEF	TOT	AVG
2011-12	1	0	6	6.0	1	1	1.000	1	1	1.000	0	0	.000	0	0	0	0.0	0	0	0	0	0	0	3	3.0
TOTAL	1	0	6	6.0	1	1	1.000	1	1	1.000	0	0	.000	0	0	0	0.0	0	0	0	0	0	0	3	3.0



LAST TIME WE MET - LATE SCORING DROUGHT DOOMS CATAMOUNTS AT CHATTANOOGA, 78-62

Chattanooga, Tenn. - Western Carolina erased an eight-point second half deficit to pull ahead by two, 60-58, on an offensive rebound and put-back by Tawaski King with seven minutes remaining in the game Thursday night. However, the Catamounts would only manage two more points the rest of the way as the Chattanooga Mocs rode a 20-to-2 run to the closing horn en route to a 78-62 victory in Southern Conference play at the McKenzie Arena.

WCU (7-8, 2-1 SoCon) made a season-high 12 of its school-record 35 3-point field goal attempts, but could only manage 1-for-9 shooting during UTC's decisive over the final seven minutes.

Senior Keaton Cole scored a then career-high 18 points by netting a career-best six 3-pointers to pace the Catamounts. Cole, a native of Toronto, Ontario, scored a dozen points in the first half alone.

Redshirt sophomore Trey Sumler recorded a double-double with 13 points and a career-high 12 assists without committing a turnover to lead WCU. Sophomore Ishmael Hollis chipped in nine points off the bench while Harouna Mutombo and Preston Ross both scored seven in the losing effort for WCU.

Western Carolina made nine 3-pointers in the first half and took a two-point, 38-36, edge into the halftime locker room. In the second half, a 9-0 spurt by the Mocs including consecutive 3-pointers by senior Keegan Bell gave UTC an eight-point edge four minutes into the final frame.

Trailing by the same margin with 12:30 remaining, the Catamounts embarked on a 12-to-2 run that included 3-pointers from both Sumler and Cole, as well as buckets from Ross and Mutombo. King's offensive rebound and lay-up off the window capped the rally, putting WCU up a pair, 60-58. However, the Mocs closed the game by outscoring the Catamounts by 18 including all six free throws in the final minute to secure the win.

Serbian post Drazen Zivotic led four Mocs players in double figures with a career-highs in a double-double effort, 19 points and 12 rebounds while Ricky Taylor score 15 with eight boards. Omar Wattad scored nine of his 12 points from beyond the 3-point arc with Dontay Hampton scoring 11 points and Z. Mason adding nine points and nine rebounds, both off the bench.

Bell finished with eight points and 12 assists for Chattanooga.

WCU trailed by eight early in the contest as the Mocs connected on six of their first nine field goal attempts including a pair of 3-pointers by Wattad. The Catamounts fought back, though, outscoring Chattanooga by a count of 14-to-5 during a four-minute span midway through the half, taking its first lead on a triple by Cole with just under eight to play before intermission.

All told, WCU used a 20-to-5 run to erase the eight-point Mocs lead and take a seven-point lead, 28-21. Sumler's 3-pointer with just under a minute to play before the break gave the Catamounts the two-point cushion it enjoyed at the half.

WCU 2012-13 RECRUITING CLASS / EARLY SIGNEES

Western Carolina seventh-year head men's basketball head coach Larry Hunter announced the signing of four student-athletes to National Letters of Intent (NLI) to begin play for the Catamounts in the 2012-13 season. MIKE BROWN (Charlotte, N.C./West Charlotte HS), JUSTIN BROWNING (Sylacauga, Ala./Sylacauga HS), TORRION BRUMMITT (Columbus, Ga./Shaw HS) and RHETT HARRELSON (Enterprise, Ala./Enterprise HS).

Brown, a 6-3, 175-lbs. shooting guard, has scored 775 points in his first three high school seasons including a career-best 512 as a junior last year. As the squad's co-captain, he helped guide West Charlotte High and head coach Baronten Terry to the North Carolina 4-A State Championship with a 28-2 overall record, earning Most Valuable Player honors of the title game. WCHS defeated Raleigh Millbrook, 78-69, in the championship game in Chapel Hill.

Browning, a 6-4, 175-lbs., forward is a two-time all-county selection, helping guide Sylacauga High to a 24-7 record a season ago for head coach Josh Golden. A two-star recruit by Rivals.com, Browning has averaged 12 points and eight rebounds per game through his first three years as a prep, adding a 1.5 assist per game and three steals per contest average.

Hunter describes Browning as "a gifted athlete" who claimed the state 5-A high jump championship as a junior with a leap of 6-foot,4-inches. Last summer, he played alongside fellow WCU signee, Rhett Harrelson, this summer with the Alabama Celtics AAU team.

Brummitt is a 6-7, 220-lbs., forward from Columbus, Ga., who averaged 12.1 points and 9.0 rebounds per game last season for the Raiders and head coach Anthony Jenkins. As a sophomore, Brummitt was named Defensive Player of the Year and team MVP. Over his amateur career, he has played AAU basketball for the Georgia Blazers and the Atlanta Knicks.

Harrelson is a 5-10, 170-lbs., combo guard who is expected to be able to run the point at WCU. Already the all-time leading scorer at Enterprise High with 1,855 career points after three seasons, he enters his final year as a prep boasting a 15.7 point per game average. He has guided EHS to a pair of region championships under the tutelage of head coach Kenny Hill. Harrelson also tops his high school's career charts in steals and assists, averaging five assists and 3.5 steals per game. Entering his senior season, he has averaged 40-percent shooting from beyond the 3-point arc and 88-percent from the free throw line.

Harrelson was the first eighth-grader to play on his varsity team at Enterprise High, and was EHS's first ninth grader to make the 6-A South Regional All-Tournament team - an honor he also earned as a junior. He is a two-time, Wiregrass Super 12 selection - as chosen by the Dothan Eagle newspaper - and has twice been selected to the 6-A All-State team. He is also a two-time, 6-A Area 5 most valuable player.

In addition to his prowess on the hardwood, Harrelson is also a career-leading football player for the Wildcats boasting a school-record 4,683 career yards including 3,433 yards through the air and 36 combined touchdowns. A three-year starter, he also owns the school's single-season passing mark as well.

He played alongside fellow WCU signee, Justin Browning, last summer with the Alabama Celtics AAU team.

CATAMOUNT BASKETBALL DID YOU KNOW...?

- Western Carolina's HENRY LOGAN - the program's all-time leading scorer - helped break the color barrier in college basketball when he signed with Western Carolina in 1964 becoming the first African-American collegiate athlete in the history of North Carolina and perhaps at any predominantly white institution in the southeastern United States ... Logan scored an astounding 3,290 points - an average of 30.7 points per game - during his WCU career and was a four-time NAIA All-America selection ... One of 11 in WCU's initial Athletics Hall of Fame Class, Logan was inducted into the North Carolina Sports Hall of Fame in 2000.

- Western Carolina University gave birth to the 3-point shot in NCAA history as former Catamount RONNIE CARR buried the first 3-pointer in NCAA history in WCU's 77-70 victory over Middle Tennessee State on Nov. 29, 1980 ... The ball he used is on display at the Basketball Hall of Fame in Springfield, Mass. ... The shot was made from the left corner with 16:09 left in the first half (7:06 pm). Carr actually took and missed a 3-pointer from the top of the key at the 18:15 mark of the first half.

- Western Carolina finished as the 1963 NAIA National Runner-Up under head coach Jim Gudger ... WCU posted a 28-7 overall record, won the Carolina's Intercollegiate Athletic Conference (CIAC) tournament and the NAIA District title ... the Catamounts then rattled off wins on consecutive days over Eastern Montana, Miles, Lewis & Clark and Fort Hayes State before falling in the championship game to Texas Pan American.

- In its only NCAA tournament appearance, the 1996 Western Carolina Catamounts nearly pulled off the most improbable of upsets as the No. 16 seed fell by two, 73-71, to No. 1 seed Purdue in Albuquerque, N.M. ... The game was tied 71-71 with under three minutes to play with Purdue's Brandon Brantley scoring the game's final bucket with 1:30 pm to play ... WCU had two looks at a game-winning and game-tying shot inside the closing seconds but both attempts missed.

- WCU's bid to play in the CollegeInsider.com Post-Season Tournament (CIT) following the 2009-10 season represented the Catamounts' return to post-season play for the first time since 1996.

- Western Carolina's seventh-year head coach Larry Hunter enters his 32nd season as a head coach and with 604 career victories, ranks 11th on the NCAA's all-time active career wins chart.

- Western Carolina has ONE former player currently in the National Basketball Association in Kevin Martin, who played for the Catamounts from 2001-04 ... He currently plays for the Houston Rockets ... Martin, a first-round pick of the Sacramento Kings in '04, was the FIRST Catamount to ever be selected in the first round of the NFL, NBA or MLB Draft.


- Redshirt senior guard HAROUNA MUTOMBO is the nephew of former NBA standout, Dikembe Mutombo ... Dikembe came to Cullowhee in 2009-10 to watch Harouna play against Samford.



TOM TANKELEWICZ
#0 ♦ R-SO. ♦ F
APEX, N.C.



KENNETH HALL
#1 ♦ FR. ♦ F
DALLAS, TEXAS



KEATON COLE
#4 ♦ SR. ♦ G
TORONTO, ONTARIO



TREY SUMLER
#5 ♦ R-SO. ♦ G
ROCKY MOUNT, N.C.



DILLON DUNFORD
#11 ♦ R-SO. ♦ G
CULLOWHEE, N.C.



HAROUNA MUTOMBO
#22 ♦ R-SR. ♦ G
PICKERING, ONTARIO



BRANDON BOGGS
#24 ♦ SO. ♦ G
GREENVILLE, S.C.



JAMES SINCLAIR
#25 ♦ FR. ♦ G
SAVANNAH, GA.



TAWASKI KING
#32 ♦ SO. ♦ F
DUBLIN, GA.



ISHMAEL HOLLIS
#33 ♦ SO. ♦ F
FLOWERY BRANCH, GA.



PRESTON ROSS
#40 ♦ SO. ♦ F
FAYETTEVILLE, N.C.



SAM SMITHSON
#44 ♦ SR. ♦ C
HORSE SHOE, N.C.



HEAD COACH
LARRY HUNTER



ASSISTANT COACH
ANQUELL MCCOLLUM



ASSISTANT COACH
ERIC WILSON



ASSISTANT COACH
BRIGHAM WAGINGER



Winningest ACTIVE NCAA Division I Men's Basketball Head Coaches

(Minimum five years as a Division I head coach; includes record at four-year U.S. colleges only)
- THROUGH GAMES PLAYED JANUARY 28, 2012 -

1. Mike Krzyzewski, Duke.....	918	14. Bobby Cremins, College of Charleston	579
2. Jim Boeheim, Syracuse.....	878	15. John Beilein, Michigan.....	559
3. Jim Calhoun, Connecticut	867	16. Stew Morrill, Utah State.....	554
4. Bob Huggins, West Virginia.....	706	17. Rick Barnes, Texas.....	537
5. Roy Williams, North Carolina	660	18. Dave Bike, Sacred Heart.....	515
6. Jerry Slocum, Youngstown State.....	649	19. Rick Majerus, St. Louis	507
7. Bo Ryan, Wisconsin	642	20. Lon Kruger, Oklahoma	492
8. Cliff Ellis, Coastal Carolina	630	21. John Calipari, Kentucky.....	488
9. Mike Montgomery, California.....	627	22. Don Maestri, Troy.....	487
10. Rick Byrd, Belmont.....	624	23. Tubby Smith, Minnesota	483
11. Rick Pitino, Louisville.....	616	24. Jim Larranaga, Miami (Fla.).....	481
12. LARRY HUNTER, WESTERN CAROLINA	608	25. Greg Kampe, Oakland.....	480
13. Ben Braun, Rice.....	595		

**WESTERN CAROLINA'S
RECORD WHEN...**

	2011-12	Hunter Era
Overall	9-14	99-114
Home	5-3	64-23
Road	3-10	27-77
Neutral	1-1	8-14
After a loss	5-8	48-59
In overtime	0-1	4-5
Decided by 3 pts or less	1-3	10-15
Decided by 4-5 points	2-1	14-12
Decided by 6-10 points	2-1	28-23
Decided by 11-20 points	2-3	26-36
Decided by 20+ points	2-6	19-27
Scoring first	4-5	67-50
Leading at half	7-2	84-25
Tied at half	1-0	3-6
Trailing at half	1-12	11-82
Lead with 10:00 remaining	7-0	88-14
Trail with 10:00 remaining	2-14	9-95
Lead with 5:00 remaining	8-2	91-13
Trail with 5:00 remaining	1-12	6-95
WCU shoots 50% or better	4-0	34-6
WCU shoots less than 50%	5-14	66-108
WCU out-shoots opponent	6-0	75-13
Opp. shoots 50% or better	2-5	10-51
Opp. shoots less than 50%	5-9	86-61
WCU out-rebounds opp.	8-2	69-28
Opp. out-rebounds WCU	1-8	26-77
Rebounds are tied	0-4	3-7
WCU shoots 70% or better FT	5-7	45-51
WCU has more FT att.	4-2	46-13
Opponent has more FT att.	4-12	45-83
WCU shoots 40% or better 3-pt	4-0	38-20
WCU wins turnover battle	7-7	72-56
Opp. wins turnover battle	2-6	21-45
Turnovers are tied	0-1	4-12
WCU scores 100-plus points	2-0	9-0
WCU scores 90-99 points	0-0	3-2
WCU scores 80-89 points	2-1	26-4
WCU scores 70-79 points	2-1	31-20
WCU scores 60-69 points	3-5	27-46
WCU scores 50-59 points	0-6	3-32
WCU scores less than 50 pts	0-1	0-9
Opp. scores 100-plus points	0-0	0-3
Opp. scores 90-99 points	0-1	1-9
Opp. scores 80-89 points	0-5	4-32
Opp. scores 70-79 points	2-4	21-41
Opp. scores 60-69 points	4-1	34-19
Opp. scores 50-59 points	1-3	25-9
Opp. scores less than 50 pts	2-0	14-0
On Mondays	0-1	17-17
On Tuesdays	3-1	10-7
On Wednesdays	1-1	12-8
On Thursdays	2-3	19-21
On Fridays	0-2	4-11
On Saturdays	3-5	36-41
On Sundays	0-1	2-6
In November	3-4	25-21
In December	4-3	18-26
In January	2-7	26-33
In February	0-0	27-25
In March	0-0	2-6
Wearing white uniforms	4-3	68-27
Wearing purple uniforms	4-11	26-77
Wearing gold uniforms	1-0	4-9

SOUTHERN CONFERENCE 2011-12 MEN'S BASKETBALL PRESEASON ALL-CONFERENCE

Keegan Bell, Chattanooga
 Omar Carter, Appalachian State
 Jake Cohen, Davidson
 J.P. Kuhlman, Davidson
 Willie Powers III, Georgia Southern
 Drew Spradlin, Elon
TREY SUMMLER, WESTERN CAROLINA
 Omar Wattad, Chattanooga
 Trent Wiedeman, College of Charleston
 Antwaine Wiggins, College of Charleston

PRESEASON PLAYER OF THE YEAR: Omar Carter, Appalachian State

SOUTHERN CONFERENCE MEN'S BASKETBALL PREDICTED ORDER OF FINISH

HEAD COACHES' POLL

North Division	
Team (1st Place Votes)	Total
1. Chattanooga (9)	64
2. Appalachian State (2).....	51
3. WESTERN CAROLINA (1)	44
4. UNCG	42
5. Elon	29
6. Samford	16

South Division	
Team (1st Place Votes)	Total
1. Davidson (10)	65
2. College of Charleston (2)	56
3. Georgia Southern	42
4. Furman	34
5. Wofford	32
6. The Citadel	17

MEDIA POLL

North Division	
Team (1st Place Votes)	Total
1. Chattanooga (24)	172
2. Appalachian State (3).....	136
3. WESTERN CAROLINA (2)	123
4. UNCG (1).....	90
5. Elon	76
6. Samford	36

South Division	
Team (1st Place Votes)	Total
1. Davidson (18).....	165
2. College of Charleston (10)	156
3. Wofford (1).....	105
4. Furman.....	80
5. Georgia Southern (1)	76
6. The Citadel	48



THE LAST TIME IT HAPPENED...

INDIVIDUAL STATS

Recorded a double-double: Tawaski King - 14 points, 11 rebounds - ELON (1/26/12 - L, 71-63)
 No players in double figures:vs. Louisiana Tech (12/16/83 - L, 72-48)
 Four players in double figures:at Wofford (1/30/12 - L, 82-56)
 Trey Sumler (13), Tawaski King (12), Keaton Cole (10) and Brandon Boggs (10)
 Five players in double figures:..... MONTREAT (11/15/11 - W, 109-63)
 Preston Ross (19), Tawaski King (14), Trey Sumler (14), Brandon Boggs (13) and Keaton Cole (11)
 Six or more players in double figures:..... 9 - TOCCOA FALLS (1/17/12 - W, 141-39)
 Sumler (18); Sinclair (16); Cole (14); Smithson (14); Hollis (13); Tankelewicz (11); Hall (10); King (10); Ross (10)
 Two-or-more Players with double-digit rebounds: Greg Avery (11) & Kendall Russell (10) - FURMAN (1/29/09)
 Individual scored 30-39 points:.....Brandon Boggs (35) - vs. Northern Colorado (11/25/11 - L, 74-57)
 Individual scored 40-plus points: Kevin Martin (42) - ELON (1/10/04 - W, 81-72)
 Two or more score 20-plus: Brandon Boggs (20) & Mike Williams (20) - at Appalachian State (2/17/11)
 Perfect at FT line (min. 10 att.):..... Kevin Martin (11-of-11) - at Virginia Tech (11/25/03 - L, 61-59)
 Had 15-plus rebounds: Corey Muirhead (15) - vs. Bowling Green (11/10/05 - W, 56-50)
 Had 10-plus assists: Trey Sumler (12) - at Chattanooga (1/5/12)
 Had 7-plus steals:Brigham Waginger (7) - CHATTANOOGA (2/27/10 - W, 78-70)
 Had 5-plus blocked shots: Kenneth Hall (5) - UNC ASHEVILLE (12/28/11 - W, 86-67)

TEAM STATS

FG - Shot 50 percent or better:.....58.0% (51-of-88) - TOCCOA FALLS (1/17/12 - W, 141-39)
 FG - Shot 60 percent or better:..... 63.4% (45-of-71) - BEREA (1/5/10 - W, 124-53)
 3FG - Shot 50 percent or better: 52.9% (9-of-17) - UNC ASHEVILLE (12/28/11 - W, 86-67)
 3FG - Shot 60 percent or better: 68.8% (11-of-16) - COL. OF CHARLESTON (1/25/10 - W, 100-90)
 Made 10-14 3-point field goals:..... 12 - at Chattanooga (1/5/12) - L, 78-62)
 Made 15-plus 3-point field goals:..... 17 - BEREA (1/5/10 - W, 124-53)
 FT - Shot 80 percent or better: 81.1% (30-of-37) - TOCCOA FALLS (1/17/12) - W, 141-39)
 FT - Shot 90 percent or better: 100% (17-of-17) - APPALACHIAN STATE (1/15/11 - W, 79-78)
 Had 20 or more assists: 24 - TOCCOA FALLS (1/17/12 - W, 141-39)
 Had 30 or more assists: 31 - ATLANTA CHRISTIAN (11/20/06 - W, 105-40)
 Had 6 or more blocked shots:.....6 - ELON (1/26/12 - L, 71-63)
 Had 7 or more blocked shots:..... 7 - TOCCOA FALLS (1/17/12 - W, 141-39)
 Had 15 or more steals:.....18 - WARREN WILSON (11/22/10 - W, 97-47)
 Had 20 or more steals:..... 20 - TOCCOA FALLS (1/17/12 - W, 141-39)
 Had 6 or fewer turnovers: 5 - TOCCOA FALLS (1/17/12 - W, 141-39)
 Consecutive games with at least 1 made 3-pointer: 444 - last without - CHATTANOOGA (2/15/97 - W, 68-66)

	Nov. 11	at South Carolina	L, 75-50	Harouna Mutombo and Trey Sumler both scored 11 points for the Catamounts, but WCU turnovers against the USC press and an edge in the paint for South Carolina led the Gamecocks to the season-opening win.
	NOV. 15	MONTREAT	W, 109-63	WCU raced out to an 11-0 lead en route to a 109-63 home-opening victory ... Behind Preston Ross with 19 points, five Catamounts scored in double-figures as head coach Larry Hunter won his 600th career game.
	Nov. 17	at Presbyterian	W, 80-73	Western Carolina put four in double-figures to outgun the Presbyterian Blue Hose, 80-73, on the road ... Harouna Mutombo led the way with 20 points, Trey Sumler posted double-double in the victory.
	Nov. 20	at Iowa State #	L, 92-60	Iowa State shot 76-percent from the field in the second half, blowing open a four-point game at halftime on the strength of a 12-0 run to down Western Carolina, 92-60.
	Nov. 22	at Northern Iowa #	L, 59-39	Harouna Mutombo led all scorers with 21 points and Trey Sumler chipped in 10, but WCU struggled to find its offensive rhythm, falling to UNI 59-39. The Panthers pulled away with a 10-0 run to start the second half.
	Nov. 25	vs. Northern Colorado	L, 74-57	Offensive struggles continued for Western Carolina as it dropped its third-straight game, the first in South Padre Island, Texas. Brandon Boggs scored a career-high 35 points including 31 in the second half alone.
	Nov. 26	vs. Florida A&M	W, 62-46	Three Catamounts scored in double-figures as WCU halted a three-game slide with a commanding performance on the boards and a solid defensive effort. Mutombo and Cole both scored 14 points apiece.
	Dec. 1	at Samford *	W, 75-71	Western Carolina opened its SoCon schedule with a four-point, 75-71, road win over Samford. Harouna Mutombo led four in double figures with 18 points, Trey Sumler added a double-double with 15 points, 11 rebounds.
	DEC. 3	UNCG *	W, 73-69	WCU won its eighth-straight over the Spartans with a 73-69 home win. Harouna Mutombo led four in double figures with 18 points while countryman Keaton Cole knocked down a career-high five 3-pointers.
	Dec. 7	at Purdue	L, 65-60	Western Carolina used a balanced scoring attack and strong defensive effort in the first half to lead by eight at half-time. But the Boilermakers used a 10-to-0 spurt out of the locker room to retake the lead, holding off WCU, 65-60.
	DEC. 10	KENT STATE	L, 58-56	Western Carolina led by four with 2:36 to play, but was outscored 7-to-1 down the stretch as Kent State claimed its second-straight win over WCU. The loss snapped a 10-game home winning streak against nonconference foes.
	Dec. 20	at Bradley	W, 68-67	Keaton Cole made a floating runner in the lane with 5.7 seconds remaining as the Catamounts rallied past Bradley, 68-67. WCU trailed by six with four minutes to play but outscored the Braves, 12-5, down the stretch.
	DEC. 28	UNC ASHEVILLE	W, 86-67	WCU rode a first-half surge to a double-digit lead en route to cruising past mountain-rival UNC Asheville, 86-67, shooting a season-best 54-percent from the floor. The Bulldogs were only able to get within eight points the entire second half.
	Dec. 31	at N.C. State	L, 82-55	North Carolina State shot 58-percent for the game including 61-percent in the first half to stake itself to a lead it would never relinquish, handing WCU its 14th-straight loss in the head-to-head series.
	Jan. 5	at Chattanooga *	L, 78-62	Western Carolina erased an eight-point second half deficit to pull ahead by two, 60-58, with seven minutes remaining. However, Chattanooga rode a 20-to-2 run to the closing horn en route to a 78-62 victory.
	JAN. 7	WOFFORD *	W, 67-57	Keaton Cole matched his career-high with six made 3-pointers, pacing four Catamounts in double figures with 22 points as Western Carolina downed the Wofford Terriers, 67-57, in the Ramsey Center, halting a two-game slide.
	Jan. 12	at Davidson *	L, 88-67	Jake Cohen led four Wildcats in double figures with 26 points as Davidson handed the Catamounts a 21-point, 88-67, loss in a battle of Southern Conference divisional leaders at the Belk Arena.
	JAN. 14	FURMAN *	L, 58-55	Furman's Charlie Reddick connected on his only field goal of the day in a game-winning 3-pointer inside the closing seconds as the Paladins downed WCU, 58-55. Trey Sumler led WCU with 18 points.
	JAN. 17	TOCCOA FALLS	W, 141-39	Nine Catamounts scored in double figures including a game-high 18 points from Trey Sumler as Western Carolina cruised past Toccoa Falls, 141-to-39, setting single-game, single-half and scoring margin records.
	Jan. 21	at Appalachian *	L, 84-72	WCU erased a 14-point second half deficit to tie the game at 59 with six and a half minutes remaining, but Appalachian State nailed all 16 charity tosses over the final 2:13 to hold off the Catamounts in an 84-72 win
	JAN. 26	ELON *	L, 71-63	Elon snapped WCU's three-game winning streak in the head-to-head series with a tough defensive effort to down the Catamounts by eight. Tawaski King posted his first career double-double for WCU in the loss.
	Jan. 28	at UNCG *	L-ot, 89-86	Keaton Cole forced overtime with three free throws with 1.9 seconds left in regulation, but UNCG outscored the Catamounts 20-17 including 11 free throws in the extra session for the three-point victory.
	Jan. 30	at Wofford *	L, 82-56	Wofford managed nearly 60-percent shooting from the field while frustrating the Catamounts on the defensive end en route to claiming its sixth-straight victory, upending Western Carolina, 82-56.
	FEB. 2	CHATTANOOGA *	7:00 PM	
	FEB. 4	GEORGIA SOUTHERN *	2:00 PM	
	Feb. 9	at Charleston *	7:00 pm	
	Feb. 11	at Furman *	4:00 pm	
	FEB. 16	THE CITADEL *	7:00 PM	
	Feb. 18	at Elon *	7:00 pm	
	FEB. 23	SAMFORD *	7:00 PM	
	FEB. 25	APPALACHIAN *	2:00 PM	

WESTERN CAROLINA HEAD COACH LARRY HUNTER



LARRY HUNTER

Larry Hunter, one of the National Collegiate Athletic Association (NCAA) leaders in coaching victories, was named Western Carolina University's 17th head men's basketball coach all time on April 29, 2005. His impact was felt immediately.

Known for his offensive prowess, Hunter brought an up-tempo offense to Cullowhee and the Catamounts responded by making a school-record 221 3-pointers, while tying or setting the single-game school record for 3-pointers made in a game on six occasions. WCU again surpassed the school benchmark for treys with 226 made 3-pointers in 2007-08 and most recently re-wrote the school record books with 274 made 3-pointers in 2009-10.

Hunter, whose teams posted winning records in 26 of his 31 seasons as a head coach, boasts an overall record of 608-338 and currently ranks as the 12th winningest active coach in the country. During his time as a head coach, Hunter has made 11 overall NCAA tournament appearances, while making seven as an assistant coach. Hunter guided Western Carolina to both its second and third Southern Conference divisional titles, sharing the 2008-09 and 2010-11 crowns with Chattanooga.

Hunter has guided WCU to a Ramsey Center-record 14 victories and the programs FIRST-EVER 20-win season as a NCAA Division I program. He also recruited and coached both the 2008-09 and 2010-11 SoCon Freshmen of the Year in Harouna Mutombo and Trey Sumler. Mutombo was WCU's first rookie of the year since Jarvis Hayes in 2000 while Sumler became just the fifth Catamount all-time to garner the award.

While his first year at Western was just his third losing season as a head coach, posting a 13-17 mark, Hunter's inaugural season with the Catamounts saw many positives. Western nearly doubled its win total from the previous season. Also, its 7-7 record and third place finish in the SoCon North was its best in the league since posting the same record for the 1996-97 season, while placing second that season. Key wins in his first season included: a win over Bowling Green in the season opener - WCU's first season-opening win over an NCAA Division I team since defeating Georgia Tech to start the 1980-81 season; a win over Chattanooga - snapping an eight-game losing streak to the Mocs; a win at Davidson - snapping Davidson's 19-game home winning streak which was the third longest in the NCAA at the time; and defeating SoCon North Champion Elon late in the season - setting up a battle for a first-round bye at the league tournament.

Western Carolina has rewritten the school record books under Hunter. The Catamounts have set school records for 3-pointers made (274 in 2007-08); attempted (699 in 2006-07) and 3's per game (7.65 in 07-08) in a season, as well as making at least 12, 3-pointers in a game 11 times, including a school-record 15 treys on three different occasions.

Hunter came to Western Carolina after four years as an assistant coach at North Carolina State, the final three serving as associate head coach. In his first season at N.C. State (2002), the Wolfpack reached the Atlantic Coast Conference (ACC) championship game and received their first NCAA Championship bid since 1991. N.C. State would go on to reach at least the ACC Tournament semifinals in each the last three years as well as receiving bids to the NCAA Championship. In 2004, Hunter coached Julius Hodge, who was tabbed ACC Player of the Year and consensus All-America. In 2005, the Wolfpack made an impressive run at season's end and defeated defending NCAA Champion Connecticut to reach the Sweet 16. N.C. State was just one of 21 teams in the nation to play in the NCAA Championship in each of the last four years.

Hunter spent 12 years (1989-2001) as head coach at Ohio University prior to his stint in Raleigh. Five years after taking over the Bobcat basketball program (1993-94), he led Ohio to a 25-8 record and was tabbed the Mid-American Conference (MAC) Coach of the Year, winning both the league's regular season and tournament titles. The following year, the Bobcats won the preseason National Invitation Tournament (NIT), went 24-10 and reached the second round of the postseason NIT. At Ohio, he coached 16 All-MAC performers and four first-team Academic All-MAC selections. Among those standout players were Player of the Year honorees Dave Jamerson (1990), Gary Trent (1993, '94

and '95) and Brandon Hunter (2003). Trent additionally earned MAC Freshman of the Year honors in 1993, duplicating the feat of Rush Floyd in 1991 during his freshman campaign with the Bobcats.

Jamerson set a MAC record with 874 points in 1990 while taking home first team Academic All-America honors that season. Later in 1990, Jamerson was an National Basketball Association (NBA) first round selection (15th pick overall) by Miami. Trent, a third team Associated Press All-America in 1995, would leave Ohio after his junior season to become a NBA first round selection (11th overall pick) of the Milwaukee Bucks. Brandon Hunter also moved on to play professionally, being an NBA second-round pick in 2003 and currently playing for the Orlando Magic. Jamerson (third with 2,336), Trent (seventh with 2,108) and Brandon Hunter (11th with 2,012) all rank among the MAC's top 11 in scoring, while Brandon Hunter and Trent rank fifth (1,103) and ninth (1,050), respectively, on the MAC's career rebounding list.

Thirty of the 38 players he coached at Ohio who completed their eligibility there graduated, including 12 who went on to earn their Master's degrees, posting an overall graduation rate as a head coach of 85 percent. In his last season at Ohio, the Bobcats were 19-11, with a 12-6 mark in MAC competition, and his overall record with the Bobcats was 204-148.

After winning his 500th career game as a collegiate head coach (Jan. 23, 2001), Hunter said, "My approach has been simple: Arrive early, work late and chop wood all day long. I've been fortunate to be surrounded by some great people and I've worked at two great institutions, Wittenberg and Ohio. Add all those things together over 20 years and you start to have a small pile of wood."

From 1976-89, Hunter was the head coach at Wittenberg University, playing a key role in the school being the winningest NCAA Division III basketball program in terms of victories and percentage. Hunter made an immediate impact after taking over the helm, winning National Association of Basketball Coaches (NABC) National Coach of the Year honors in 1977 after becoming the first coach in NCAA history to win a national championship in his first season at a school. During his 13 years in that position, his team turned in a 305-76 record and made four NCAA Division III Final Four appearances (national title in 1977, national runner-up in 1983 and third place in 1980 and 1987).

He coached three national players of the year at Wittenberg, including Tyrone Curtis (1981), Tim Casey (1985) and Brad Baldridge (1991), as well as having 21 all-conference honors bestowed upon his players. In addition to coaching those national players of the year, four of Wittenberg's top five career scorers were coached by Hunter, including the school's all-time leader Steve Iannarino (1,973). Hunter won a total of 12 Ohio Athletic Conference (OAC) titles, six regular-season championships and six tournament championships. For his success, Hunter was inducted into the Wittenberg University Hall of Honor in 1996 and received the school's Honorary Alumnus Award in 1997.

Hunter, who got his start in coaching as an assistant coach at Marietta College from 1971-73, graduated from Ohio in 1971 with a B.S. in Education, majoring Social Studies Comprehensive. He earned his Master of Science in Physical Education from Ohio in 1973, then spent three seasons (1973-76) as an assistant coach at Wittenberg. He got his first taste of postseason play while serving on the Wittenberg staff, reaching the NCAA Division III championship game in 1976.

In addition to his coaching resume, Hunter produced a basketball instructional video, "Drills, Skills and Moves: Post Play Moves & Drills."

Hunter is married to the former Mary Kay Friedrich of London, Ohio.



**Anquell
McCollum**
Assistant Coach
8th Year



**Eric
Wilson**
Assistant Coach
3rd Year



**Brigham
Wagering**
Assistant Coach
1st Year

LARRY HUNTER – YEAR-BY-YEAR COACHING CAREER

YEAR	POSITION	COLLEGE	RECORD	COMMENTS / NOTES
1971-72	Assistant Coach	Marietta College	6-17	1st year as a basketball coach
1972-73	Assistant Coach	Marietta College	10-15	Art Clark named All-OAC Honorable Mention
Two Seasons			16-32	
1973-74	Assistant Coach	Wittenberg Univ.	22-4	Ohio Athletic Reg. Season & Tournament Champs NCAA Division II Elite Eight
1974-75	Assistant Coach	Wittenberg Univ.	20-8	Ohio Athletic Tournament Champions NCAA Division II Elite Eight
1975-76	Assistant Coach	Wittenberg Univ.	24-5	Ohio Athletic Regular Season Champions NCAA Division III National Runner-up
Three Seasons			66-17	
1976-77	Head Coach	Wittenberg Univ.	23-5	Ohio Athletic Regular Season Champions NCAA Div. III National Champs; NCAA Div. III Coach of the Year
1977-78	Head Coach	Wittenberg Univ.	16-7	Ohio Athletic Regular Season Champs
1978-79	Head Coach	Wittenberg Univ.	23-6	Ohio Athletic Tournament Champions
1979-80	Head Coach	Wittenberg Univ.	29-3	Ohio Athletic Tournament Champions 3rd place at NCAA Div. III Championship
1980-81	Head Coach	Wittenberg Univ.	28-3	Ohio Athletic Reg. Season & Tournament Champs Tyrone Curtis named NCAA Div. III Player of the Year
1981-82	Head Coach	Wittenberg Univ.	21-10	Ohio Athletic Tournament Champions
1982-83	Head Coach	Wittenberg Univ.	26-6	Ohio Athletic Tournament Champions NCAA Div. III National Runner-up
1983-84	Head Coach	Wittenberg Univ.	18-9	1st year for Steve Iannarino, all-time scoring leader
1984-85	Head Coach	Wittenberg Univ.	27-4	Ohio Athletic Regular Season & Tournament Champs Tim Casey named NCAA Div. III Player of the Year
1985-86	Head Coach	Wittenberg Univ.	23-5	Iannarino named first team All-Ohio Athletic Conf.
1986-87	Head Coach	Wittenberg Univ.	25-8	Ohio Athletic Tournament Champions 3rd place at NCAA Div. III Championship
1987-88	Head Coach	Wittenberg Univ.	20-7	Steve Allison, Tom Weller both named 1st team All-OAC
1988-89	Head Coach	Wittenberg Univ.	27-3	Ohio Athletic Regular Season Champions
13 SEASONS			305-76	
1989-90	Head Coach	Ohio Univ.	12-16	Dave Jamerson MAC Plyr of Yr, Academic All-America
1990-91	Head Coach	Ohio Univ.	16-12	Rush Floyd named MAC Freshman of the Year
1991-92	Head Coach	Ohio Univ.	18-10	Team posted a 12-1 record in home games
1992-93	Head Coach	Ohio Univ.	14-13	Gary Trent, MAC Player & Freshman of the Year
1993-94	Head Coach	Ohio Univ.	25-8	MAC Regular Season & Tournament Champs Hunter was MAC Coach of the Year; Trent Player of the Year School-record wins; NCAA Championship 1st Round
1994-95	Head Coach	Ohio Univ.	24-10	Won preseason NIT; 2nd round of postseason NIT Gary Trent named MAC Player of the Year & 3rd team AP All-America
1995-96	Head Coach	Ohio Univ.	16-14	Posted two wins at the Great Alaska Shootout
1996-97	Head Coach	Ohio Univ.	17-10	Geno Ford 1st team All-MAC, MAC All-Academic
1997-98	Head Coach	Ohio Univ.	5-21	Sanjay Adell honorable mention All-MAC
1998-99	Head Coach	Ohio Univ.	18-10	Led MAC in FG% (46.8) and rebound margin (+6.5)
1999-00	Head Coach	Ohio Univ.	20-13	6th seed in MAC tourney, advance to Semifinals
2000-01	Head Coach	Ohio Univ.	19-11	Brandon Hunter named 1st team All-MAC
12 SEASONS			204-148	
2001-02	Assistant Coach	N.C. State Univ.	23-11	ACC Tournament Final; NCAA 2nd Round
2002-03	Associate Head	N.C. State Univ.	18-13	ACC Tournament Final; NCAA 1st Round
2003-04	Associate Head	N.C. State Univ.	21-10	ACC Tournament Semifinal; NCAA 2nd Round
2004-05	Associate Head	N.C. State Univ.	21-14	ACC Tournament Semifinal/ NCAA Sweet 16
Four seasons			83-48	
2005-06	Head Coach	Western Carolina	13-17	Set school record for 3-pointers made
2006-07	Head Coach	Western Carolina	11-20	Nick Aldridge named All-SoCon; School record for 3's
2007-08	Head Coach	Western Carolina	10-21	Brandon Giles All-SoCon; School record for 3's
2008-09	Head Coach	Western Carolina	16-15	SoCon North Division Co-Champs; Mutombo FR of YR
2009-10	Head Coach	Western Carolina	22-12	1st 20-win season as NCAA D-I; School record for 3's
2010-11	Head Coach	Western Carolina	18-15	SoCon North Division Co-Champs; Sumler FR of YR
2011-12	Head Coach	Western Carolina	9-14	* Secured 600th win vs. Montreat (11/15/11)
SEVENTH SEASON			99-114	

MARIETTA COLLEGE NOTES:

- Recruiting efforts by Hunter over his two seasons on staff helped Marietta win their only men's basketball conference championship in 1974-75.

WITTENBERG UNIVERSITY NOTES:

- Hunter helped have an immediate impact on the Wittenberg program as an assistant coach with either the regular season or tournament championship in the Ohio Athletic Conference and three consecutive NCAA Elite Eight appearances, advancing to the National Championship game in '75-'76.

WITTENBERG UNIVERSITY NOTES:

- Hunter played a key role in Wittenberg becoming the winningest NCAA Division III basketball program in terms of victories and percentage.
- Four of Wittenberg's top five scorers played for Hunter, including all-time leader Steve Iannarino (1,973).
- Had 21 all-conference honors bestowed upon his players during his 13 years.
- Recruited Brad Baldrige and coached him for his first two years. Baldrige went on to be named NCAA Division III Player of the Year in 1991.

OHIO NOTES:

- Three of the top 11 scorers in MAC history played for Hunter, including Dave Jamerson (3rd with 2,336); Gary Trent ("Shaq of the MAC") (7th with 2,108) and Brandon Hunter (11th with 2,012). Hunter (1,103) and Trent (1,050) rank fifth and ninth, respectively, on the MAC career rebounds list.
- Brandon Hunter, who Larry Hunter recruited and coached for two years, went on to earn MAC Player of the Year honors in 2003;
- In 1989-90, Dave Jamerson set a MAC record with 874 points in a season;
- Jamerson was an NBA first round pick (15th) and played three years in the NBA. Trent was an NBA first round pick (11th) and played nine years in the NBA. Hunter was a second round NBA pick in 2003 and played three years in the league.

N.C. STATE NOTES:

- Reached the ACC Tournament semifinal or final in each of his four years with the program.
- Advanced the NCAA Championship in each of his four years with the program.

WESTERN CAROLINA NOTES:

- WCU set a school-record by making 221 3-pointers in a season in 2005-06 ... One year later, the Catamounts eclipsed that mark with 226 treys in '07-'08, doing so again with 237 in his third season; rewrote the record in 2009-10 with a school-record 274 made 3-pointers;
- Harouna Mutombo was named SoCon Freshman of the Year with he and Brandon Giles named All-SoCon in '08-'09.
- Trey Sumler was Hunter's second player named SoCon Freshman of the Year ... Mike Williams named All-SoCon.

Larry Hunter: 32nd year as a head coach / Overall record: 608-338

#0 TOM TANKELEWICZ • R-SOPH. • FORWARD • APEX, N.C.



#0 • TOM TANKELEWICZ

SCOUTING REPORT:

Strong outside jump shot and good range ... Good defender who is very athletic ... Will help Western Carolina stretch the floor offensively this season ... Sat out 2010-11 after transferring from Charleston Southern

2011-12 SEASON NOTES:

- * Came off the bench for his best all-around game against UNC Asheville ... Was perfect from the field (2-2) including nailing a key 3-pointer as the Catamounts held off UNCA ... Scored a then WCU career-best eight points;
- * Including a perfect 6-for-6 from the free throw line, scored a career-high 11 points against Toccoa Falls for his first double-digit scoring outing of his WCU career;
- * Made a pair of 3-pointers including a banked-shot late in overtime at UNC Greensboro for a SoCon-best eight points.

OVERALL CAREER HIGHS

Points:	11, TOCCOA FALLS (1/17/12)
FG Made:	3, at UNCG (1/28/12)
FG Att.:	8, TOCCOA FALLS (1/17/12)
3FG Made:	2, at UNCG (1/28/12)
3FG Att.:	5, MONTREAT (11/15/11)
FT Made:	6, TOCCOA FALLS (1/17/12)
FT Att.:	6, TOCCOA FALLS (1/17/12)
Rebounds:	5, TOCCOA FALLS (1/17/12)
Off. Rebs.:	2, at South Carolina (11/11/11)
Def. Rebs.:	4, twice: MR - TOCCOA FALLS (1/17/12)
Assists:	1, twice: MR - TOCCOA FALLS (1/17/12)
Steals:	1, four times: MR - TOCCOA FALLS (1/17/12)
Blocks:	1, three times: MR - TOCCOA FALLS (1/17/12)
Minutes:	19, TOCCOA FALLS (1/17/12)

SOCON CAREER HIGHS

Points:	8, at UNCG (1/28/12)
FG Made:	3, at UNCG (1/28/12)
FG Att.:	4, at UNCG (1/28/12)
3FG Made:	2, at UNCG (1/28/12)
3 FG Att.:	3, twice: MR - at UNCG (1/28/12)
FT Made:	
FT Att.:	1, at UNCG (1/28/12)
Rebounds:	1, three times: MR - at UNCG (1/28/12)
Off. Rebs.:	1, at Appalachian State (1/21/12)
Def. Rebs.:	1, twice: MR - at UNCG (1/28/12)
Assists:	
Steals:	
Blocks:	
Minutes:	10, at UNCG (1/28/12)

MISC. CAREER STATS

- Double Figure Scoring: 1
- Double Figure Rebounding: 0
- Double-Doubles: 0
- Games Led WCU in Scoring: 0
- Games Led WCU in Rebounding: 0
- Games with 20+ Points: 0


2011-12 GAME-BY-GAME LINESCORES

Opponent	FGs	3FGs	FtS	O-D	Reb	PF	Pts	A	To	Blk	Steal	Min
at South Carolina	2-5	1-2	1-2	2-2	4	1	6	0	0	0	1	14
MONTREAT	1-6	0-5	2-3	0-2	2	1	4	1	1	0	0	17
at Presbyterian	0-2	0-0	0-0	0-0	0	2	0	1	0	1	0	10
at Iowa State	1-4	1-3	0-0	0-0	0	1	3	0	0	0	0	9
at Northern Iowa	0-3	0-3	0-0	1-1	2	1	0	0	0	0	1	12
vs. Northern Colorado	0-0	0-0	0-0	0-0	0	1	0	0	1	0	0	1
vs. Florida A&M	0-1	0-1	0-0	0-2	2	0	0	0	0	0	0	2
at Samford *												DID NOT PLAY
UNC GREENSBORO *	0-1	0-1	0-0	0-0	0	0	0	0	0	0	0	3
at Purdue	0-1	0-0	2-2	0-0	0	0	2	0	0	0	0	1
KENT STATE	1-2	1-2	0-0	0-0	0	0	3	0	0	0	0	6
at Bradley	0-0	0-0	0-0	0-0	0	0	0	0	0	0	0	2
UNC ASHEVILLE	2-2	1-1	3-4	0-4	4	3	8	0	2	1	1	15
at N.C. State	1-3	0-1	0-0	0-1	1	1	2	0	0	0	0	12
at Chattanooga *	1-1	1-1	0-0	0-0	0	0	3	0	0	0	0	6
WOFFORD *												DID NOT PLAY
at Davidson *	1-2	0-1	0-0	0-0	0	1	2	0	0	0	0	2
FURMAN *												DID NOT PLAY
TOCCOA FALLS	2-8	1-4	6-6	1-4	5	1	11	1	0	1	1	19
at Appalachian State *	0-0	0-0	0-0	1-0	1	0	0	0	0	0	0	2
ELON *	1-3	1-3	0-0	0-1	1	2	3	0	1	0	0	5
at UNC Greensboro *	3-4	2-3	0-1	0-1	1	3	8	0	0	0	0	10
at Wofford *	0-3	0-3	0-0	0-0	0	3	0	0	0	0	0	8
CHATTANOOGA *												
GEORGIA SOUTHERN *												
at C. of Charleston *												
at Furman *												
THE CITADEL *												
at Elon *												
SAMFORD *												
APPALACHIAN STATE *												
SoCon Tournament												

#0 TANKELEWICZ, Tom

YEAR	GP	GS	MIN	AVG	T O T A L			3-POINTERS			R E B O U N D S				PF	FO	AST	TO	BLK	STL	PTS	AVG			
					FG	FGA	PCT	FG	FGA	PCT	FT	FTA	PCT	OFF									DEF	TOT	AVG
2011-12	20	0	156	7.8	16	51	.314	9	34	.265	14	18	.778	5	18	23	1.2	21	0	3	5	3	4	55	2.8
TOTAL	20	0	156	7.8	16	51	.314	9	34	.265	14	18	.778	5	18	23	1.2	21	0	3	5	3	4	55	2.8

#1 KENNETH HALL • FR. • FORWARD • DALLAS, TEXAS



#1 • KENNETH HALL

OVERALL CAREER HIGHS

Points:	10, TOCCOA FALLS (1/17/12)
FG Made:	4, TOCCOA FALLS (1/17/12)
FG Att.:	5, TOCCOA FALLS (1/17/12)
3FG Made:	
3FG Att.:	
FT Made:	2, TOCCOA FALLS (1/17/12)
FT Att.:	2, twice: MR - TOCCOA FALLS (1/17/12)
Rebounds:	7, TOCCOA FALLS (1/17/12)
Off. Rebs.:	4, three times - MR: TOCCOA FALLS (1/17/12)
Def. Rebs.:	3, three times: MR - TOCCOA FALLS (1/17/12)
Assists:	2, TOCCOA FALLS (1/17/12)
Steals:	2, twice MR: KENT STATE (12/10/11)
Blocks:	5, UNC ASHEVILLE (12/28/11)
Minutes:	20, three times: MR - KENT STATE (12/10/11)

SOCON CAREER HIGHS

Points:	3, UNCG (12/3/11)
FG Made:	1, UNCG (12/3/11)
FG Att.:	3, UNCG (12/3/11)
3FG Made:	
3FG Att.:	
FT Made:	1, twice: MR - at Davidson (1/12/12)
FT Att.:	2, twice: MR - (1/12/12)
Rebounds:	4, at Davidson (1/12/12)
Off. Rebs.:	4, at Davidson (1/12/12)
Def. Rebs.:	3, UNCG (12/3/11)
Assists:	1, UNCG (12/3/11)
Steals:	
Blocks:	2, four times: MR - ELON (1/26/12)
Minutes:	20, UNCG (12/3/11)

MISC. CAREER STATS

Double Figure Scoring: 1
 Double Figure Rebounding: 0
 Double-Doubles: 0
 Games Led WCU in Scoring: 0
 Games Led WCU in Rebounding: 0
 Games with 20+ Points: 0

SCOUTING REPORT:

A physical forward who possesses excellent skills, length and athleticism ... Earned a reputation in high school for being an outstanding defensive player and overall competitor ... Goes by the nickname, "Buddy"

2011-12 SEASON NOTES:

- * Made his collegiate debut in the season-opener at South Carolina ... Recorded his first collegiate points on a lay-up at the 10:23 mark of the second half against Montreat;
- * Made his first collegiate start at home against Kent State ... Responded with a then ncareer-high four blocked shots against the Golden Flashes;
- * In just 13 minutes off the bench, blocked a career-high five shots against UNC Asheville;
- * Halted an 0-for-4 - and a 2-for-9 - shooting stretch from the floor with a 4-for-5 showing against Toccoa Falls, posting the first double-digit scoring outing of his career with 10 points;
- * Has blocked 26 shots on the season ... He is closing in on Western Carolina's all-time top 10 chart fin that category ... Needs just 10 blocked shots to reach 36 which would tie him for 10th on the list with Jef VanDeMark (1993-94) and Leroy Gasque (1985-86).

2011-12 GAME-BY-GAME LINESCORES

Opponent	FGs	3FGs	Fts	O-D	Reb	PF	Pts	A	To	Blk	Steal	Min
at South Carolina	0-0	0-0	0-0	0-1	1	1	0	0	0	0	0	4
MONTREAT	2-2	0-0	0-0	1-2	3	2	4	0	1	2	2	16
at Presbyterian	0-1	0-0	0-0	1-0	1	2	0	0	0	0	0	5
at Iowa State	1-2	0-0	0-0	1-0	1	3	2	0	2	1	0	12
at Northern Iowa	1-1	0-0	0-0	0-2	2	0	2	0	0	1	0	17
vs. Northern Colorado	0-0	0-0	0-0	3-3	6	1	0	1	0	2	0	23
vs. Florida A&M	0-0	0-0	0-0	0-1	1	4	0	0	1	0	0	13
at Samford *	0-1	0-0	0-0	0-0	0	2	0	0	0	2	0	10
UNC GREENSBORO *	1-3	0-0	1-2	0-3	3	2	3	1	1	1	1	20
at Purdue	1-2	0-0	0-0	4-1	5	4	2	1	2	2	0	20
KENT STATE	0-2	0-0	0-0	1-0	1	2	0	1	0	4	2	20
at Bradley	1-1	0-0	0-0	0-0	0	0	2	0	0	0	0	2
UNC ASHEVILLE	0-1	0-0	1-2	0-2	2	2	1	1	0	5	0	13
at N.C. State	1-1	0-0	0-0	2-2	4	2	2	1	0	0	0	11
at Chattanooga *	0-1	0-0	0-0	1-2	3	2	0	0	0	2	0	19
WOFFORD *	0-1	0-0	0-0	0-0	0	3	0	0	2	0	0	8
at Davidson *	0-1	0-0	1-2	4-0	4	3	1	1	0	0	0	10
FURMAN *	0-1	0-0	0-0	1-2	3	3	0	0	1	0	0	11
TOCCOA FALLS	4-5	0-0	2-2	4-3	7	1	10	2	0	0	0	17
at Appalachian State *	0-1	0-0	0-0	0-0	0	1	0	1	0	2	0	8
ELON *	0-0	0-0	0-0	0-1	1	1	0	0	0	2	0	7
at UNC Greensboro *	0-0	0-0	0-1	1-1	2	0	0	1	0	0	0	8
at Wofford *	0-0	0-0	0-0	0-1	1	2	0	0	0	1	0	4
CHATTANOOGA *												
GEORGIA SOUTHERN *												
at C. of Charleston *												
at Furman *												
THE CITADEL *												
at Elon *												
SAMFORD *												
APPALACHIAN STATE *												
SoCon Tournament												

#1 HALL, Kenneth

YEAR	GP	GS	MIN	AVG	T O T A L			3-POINTERS			R E B O U N D S				PF	FO	AST	TO	BLK	STL	PTS	AVG			
					FG	FGA	PCT	FG	FGA	PCT	FT	FTA	PCT	OFF									DEF	TOT	AVG
2011-12	23	1	278	12.1	12	27	.444	0	0	.000	5	9	.556	24	27	51	2.2	44	0	11	10	27	4	29	1.3
TOTAL	23	1	278	12.1	12	27	.444	0	0	.000	5	9	.556	24	27	51	2.2	44	0	11	10	27	4	29	1.3

#2 DILLON DUNFORD • R-SOPH. • GUARD • CULLOWHEE, N.C.



#2 • DILLON DUNFORD

OVERALL CAREER HIGHS

Points:	9, TOCCOA FALLS (1/17/12)
FG Made:	4, TOCCOA FALLS (1/17/12)
FG Att.:	8, TOCCOA FALLS (1/17/12)
3FG Made:	1, at N.C. State (12/31/11)
3FG Att.:	3, TOCCOA FALLS (1/17/12)
FT Made:	1, twice: MR - TOCCOA FALLS (1/17/12)
FT Att.:	2, twice: MR - TOCCOA FALLS (1/17/12)
Rebounds:	
Off. Rebs.:	
Def. Rebs.:	
Assists:	1, TOCCOA FALLS (1/17/12)
Steals:	3, MONTREAT (11/15/11)
Blocks:	
Minutes:	13, TOCCOA FALLS (1/17/12)

SOCON CAREER HIGHS

Points:	
FG Made:	
FG Att.:	
3FG Made:	
3 FG Att.:	
FT Made:	
FT Att.:	
Rebounds:	
Off. Rebs.:	
Def. Rebs.:	
Assists:	
Steals:	
Blocks:	
Minutes:	

MISC. CAREER STATS

Double Figure Scoring: 0
 Double Figure Rebounding: 0
 Double-Doubles: 0
 Games Led WCU in Scoring: 0
 Games Led WCU in Rebounding: 0
 Games with 20+ Points: 0

SCOUTING REPORT:

Transferred to WCU prior to the 2010-11 season from Lenior-Rhyne, sitting out a year by NCAA transfer rules ...
 A solid guard that will look to add depth to back court for WCU

2011-12 SEASON NOTES:

- * Made his WCU debut at South Carolina in the season-opener ... Saw his most extensive action including scoring his first NCAA Division I points against Montreat;
- * Knocked down his first 3-pointer at WCU in the road loss at North Carolina State, matching his WCU career-best for 3-points scored;
- * In a career-best 13 minutes of court time, made a career-high 4-of-8 from the floor for a career-high nine points in the home win over Toccoa Falls.

2011-12 GAME-BY-GAME LINESCORES

Opponent	FGs	3FGs	FTs	O-D	Reb	PF	Pts	A	To	Blk	Steal	Min
at South Carolina	0-0	0-0	0-0	0-0	0	0	0	0	1	0	0	1
MONTREAT	1-2	0-0	1-2	0-0	0	1	3	0	0	0	3	9
at Presbyterian												DID NOT PLAY
at Iowa State												DID NOT PLAY
at Northern Iowa												DID NOT PLAY
vs. Northern Colorado												DID NOT PLAY
vs. Florida A&M	0-0	0-0	0-0	0-0	0	0	0	0	0	0	0	1
at Samford *												DID NOT PLAY
UNC GREENSBORO *												DID NOT PLAY
at Purdue												DID NOT PLAY
KENT STATE												DID NOT PLAY
at Bradley												DID NOT PLAY
UNC ASHEVILLE												DID NOT PLAY
at N.C. State	1-2	1-1	0-0	0-0	0	0	3	0	0	0	0	1
at Chattanoogaoga *												DID NOT PLAY
WOFFORD *												DID NOT PLAY
at Davidson *												DID NOT PLAY
FURMAN *												DID NOT PLAY
TOCCOA FALLS	4-8	0-3	1-2	0-0	0	0	9	1	0	0	2	13
at Appalachian State *												DID NOT PLAY
ELON *												DID NOT PLAY
at UNC Greensboro *												DID NOT PLAY
at Wofford *												DID NOT PLAY
CHATTANOOGA *												
GEORGIA SOUTHERN *												
at C. of Charleston *												
at Furman *												
THE CITADEL *												
at Elon *												
SAMFORD *												
APPALACHIAN STATE *												
SoCon Tournament												

#2 DUNFORD, Dillon

YEAR	GP	GS	MIN	AVG	TOTAL			3-POINTERS			REBOUNDS				PF	FO	AST	TO	BLK	STL	PTS	AVG			
					FG	FGA	PCT	FG	FGA	PCT	FT	FTA	PCT	OFF									DEF	TOT	AVG
2011-12	5	0	25	5.0	6	12	.500	1	4	.250	2	4	.500	0	0	0	0.0	1	0	1	1	0	5	15	3.0
TOTAL	5	0	25	5.0	6	12	.500	1	4	.250	2	4	.500	0	0	0	0.0	1	0	1	1	0	5	15	3.0

#4 KEATON COLE • SENIOR • GUARD • TORONTO, ONT.



#4 • KEATON COLE

OVERALL CAREER HIGHS

Points:	22, WOFFORD (1/7/12)
FG Made:	6, four times: MR - WOFFORD (1/7/12)
FG Att.:	16, at Chattanooga (1/5/12)
3FG Made:	6, twice: MR - WOFFORD (1/7/12)
3 FG Att.:	16, at Chattanooga (1/5/12)
FT Made:	5, twice: MR - BRADLEY (11/30/10)
FT Att.:	6, twice: MR - BRADLEY (11/30/10)
Rebounds:	4, twice: MR - at William & Mary (11/28/10)
Off. Rebs.:	3, vs. Mercer (11/26/10)
Def. Rebs.:	3, four times: MR - at William & Mary (11/28/10)
Assists:	5, SAMFORD (2/26/09)
Steals:	4, three times: MR - at UNCG (1/28/12)
Blocks:	1, SAMFORD (2/26/09)
Minutes:	42, at UNCG (1/28/12)

SOCON CAREER HIGHS

Points:	22, WOFFORD (1/7/12)
FG Made:	6, four times: MR - WOFFORD (1/7/12)
FG Att.:	16, at Chattanooga (1/5/12)
3FG Made:	6, twice: MR - WOFFORD (1/7/12)
3 FG Att.:	16, at Chattanooga (1/5/12)
FT Made:	4, three times: MR - WOFFORD (1/7/12)
FT Att.:	5, at Davidson (2/2/09)
Rebounds:	4, at UNC Greensboro (2/21/09)
Off. Rebs.:	1, five times: MR - UNCG (12/3/11)
Def. Rebs.:	3, at UNC Greensboro (2/21/09)
Assists:	5, SAMFORD (2/26/09)
Steals:	4, three times: MR - at UNCG (1/28/12)
Blocks:	1, SAMFORD (2/26/09)
Minutes:	42, at UNCG (1/28/12)

MISC. CAREER STATS

Double Figure Scoring: 24
 Most Consecutive Double-Figure Scoring: 5
 Double Figure Rebounding: 0
 Double-Doubles: 0
 Games Led WCU in Scoring: 4
 Games Led WCU in Rebounding: 0
 Games with 20+ Points: 1

SCOUTING REPORT:

Very quick, solid ball-handler ... Nicknamed "Knock Down" by the coaching staff for his ability to knock down the 3-point shot ... Comes off the bench to spell starting guards ... Teammates call him "K-K"

Notes: Is the sixth different Canadian-born player to play for the Catamounts since 2001, joining current teammate Harouna Mutombo; Rans Brempong (2001-05); Lonzaya Nlandu (2004-05); Corey Muirhead (2003-06) and Negus McKenna (2004-08).

Career Notes: Currently has 154 made 3-pointers, just ONE shy of tying for 8th-place on the WCU career charts.

2011-12 SEASON NOTES:

- * Posted double-digit scoring in a career-best, FOUR-STRAIGHT games including a season-high 15 points in THREE-straight outings ... Has reached double-figures in SIX of the past SEVEN games;
- * Knocked down a then career-high five 3-pointers in the home win over UNCG ... Cole has recorded four-or-more 3-pointers in FIVE games this season ... Has connected on at least two, 3-pointers in his last NINE games
- * Cole made a career-high six 3-pointers in back-to-back games including at Chattanooga – finishing with a then career-best 18 points – and most recently at home against Wofford, tallying a career-high 22 points ... He has scored in double-digits in six of the last eight games;
- * Had his career-long streak of five-straight double-digit scoring games snapped with just six points at Davidson;
- * All but 36 of his shot attempts in 2011-12 have come from beyond the 3-point arc – 163 of his 199 shots (81.9%) ... 66 of his 84 made field goals (78.6%) have been 3-pointers ... Has made at least one 3-pointer in all but two games this season (20-of-22 games in 2011-12) and has made three-or-more 3-pointers 13 times.

2011-12 GAME-BY-GAME LINESCORES

Opponent	FGs	3FGs	FTs	O-D	Reb	PF	Pts	A	To	Blk	Steal	Min
at South Carolina	3-9	2-6	0-0	0-1	1	0	8	3	5	0	3	28
MONTREAL	3-7	3-6	2-2	0-2	2	1	11	2	2	0	0	23
at Presbyterian	4-8	3-7	1-2	0-2	2	3	12	2	0	0	3	34
at Iowa State	2-7	2-7	0-0	0-0	0	1	6	2	0	0	1	30
at Northern Iowa	0-3	0-3	0-0	1-1	2	3	0	0	1	0	0	22
vs. Northern Colorado	2-7	1-5	1-2	0-0	0	2	6	1	1	0	2	24
vs. Florida A&M	4-8	4-8	2-4	1-2	3	1	14	2	3	0	3	27
at Samford *	4-9	4-7	3-5	0-0	0	0	15	0	1	0	0	22
UNC GREENSBORO *	5-10	5-10	0-0	1-2	3	2	15	0	0	0	1	26
at Purdue	6-10	3-6	0-1	1-2	3	5	15	3	5	0	0	30
KENT STATE	3-8	3-7	0-0	0-3	3	0	9	0	3	0	0	27
at Bradley	5-11	3-9	0-0	0-0	0	0	13	2	0	0	1	22
UNC ASHEVILLE	4-6	3-5	2-2	0-2	2	2	13	3	0	0	2	28
at N.C. State	4-11	2-7	2-2	2-1	3	2	12	0	1	0	1	24
at Chattanooga *	6-16	6-16	0-0	0-2	2	1	18	1	2	0	1	29
WOFFORD *	6-7	6-7	4-4	0-0	0	1	22	0	2	0	1	33
at Davidson *	2-8	2-6	0-0	2-2	4	3	6	1	0	0	0	25
FURMAN *	2-7	1-6	1-3	0-1	1	3	6	1	1	0	0	22
TOCCOA FALLS	5-6	4-5	0-0	0-1	1	1	14	2	0	0	2	11
at Appalachian State *	1-4	0-3	1-3	0-0	0	2	3	0	2	0	0	15
ELON *	4-13	2-9	3-3	0-1	1	0	13	0	4	0	3	28
at UNC Greensboro *	5-19	5-15	3-3	1-2	3	1	18	2	2	0	4	42
at Wofford *	4-5	2-3	0-0	0-1	1	2	10	3	3	0	1	31
CHATTANOOGA *												
GEORGIA SOUTHERN *												
at C. of Charleston *												
at Furman *												
THE CITADEL *												
at Elon *												
SAMFORD *												
APPALACHIAN STATE *												
SoCon Tournament												

#4 COLE, Keaton

YEAR	GP	GS	MIN	AVG	TOTAL			3-POINTERS			REBOUNDS				PF	FO	AST	TO	BLK	STL	PTS	AVG			
					FG	FGA	PCT	FG	FGA	PCT	FT	FTA	PCT	OFF									DEF	TOT	AVG
2008-09	29	7	396	13.7	36	78	.462	26	60	.433	19	23	.826	8	19	27	0.9	17	0	29	18	1	16	117	4.0
2009-10	34	7	340	10.0	31	88	.352	23	68	.338	8	9	.889	13	18	31	0.9	17	0	17	9	0	12	93	2.7
2010-11	33	7	652	19.8	49	168	.292	39	124	.315	35	48	.729	19	33	52	1.6	48	1	43	35	0	30	172	5.2
2011-12	23	9	604	26.3	84	199	.422	66	163	.405	25	36	.694	9	28	37	1.6	36	1	30	38	0	30	259	11.3
TOTAL	119	30	1992	16.7	200	533	.375	154	415	.371	87	116	.750	49	98	147	1.2	118	2	119	100	1	88	641	5.4

#5 TREY SUMLER • R-SOPH. • GUARD • ROCKY MOUNT, N.C.



#5 • TREY SUMLER

SCOUTING REPORT:

Athletic guard who joined the WCU basketball team prior to the 2009-10 season ... Very solid jump shooter from long range ... Developing in the Catamount offensive system in running the point

2010-11 SoCon FRESHMAN OF THE YEAR / ALL-FRESHMAN TEAM NAMED TO THE 2011 MID-MAJOR FRESHMAN ALL-AMERICA TEAM

2011-12 SEASON NOTES:

- * Recorded his first career double-double with 16 points and a career-high 10 rebounds in the road win over Presbyterian;
- * Struggled with back-to-back games in single-digits in tournament action in South Padre Island, Texas ... He went five-straight games without reaching double-figures around the same time a year ago (Nov. 28 - Dec. 10);
- * Prior to his Purdue performance, had shot just 11-of-47 (23.4%) including 3-of-17 (17%) from beyond the 3-point arc ... In West Lafayette, managed 6-of-14 (43%) and 3-of-6 (50%) from 3-point range;
- * Suffered a broken finger against Kent State, but still managed to play 37 minutes of the game and score 19 points in the home loss ... Had surgery to repair the finger with a pair of small screws during WCU's exam week (Dec. 12-16) ... Returned to the line-up at Bradley, playing 39 minutes and scoring 11 points including eight from the free throw line;
- * Dished out a career-high 12 assists in the road loss at Chattanooga ... the 12 assists were the most in a single-game by a Catamount since 2000 when Casey Rogers also dished out a dozen times in a home win over UNCG ... Posted his third career double-double vs. UTC.
- * Has scored in double figures in 18 of the 23 games this year ... Has also recorded four-or-more assists 11 times;
- * Recorded season-high 22 points in the road loss at UNC Greensboro ... It was the third 20-point performance of his WCU career.

OVERALL CAREER HIGHS

Points:	24, DAVIDSON (1/8/11)
FG Made:	8, at Georgia Southern (1/5/11)
FG Att.:	16, at Chattanooga (1/5/12)
3FG Made:	5, UNC GREENSBORO (2/5/11)
3FG Att.:	11, at Chattanooga (1/5/12)
FT Made:	11, at Samford (12/1/11)
FT Att.:	12, twice: MR - ELON (1/26/12)
Rebounds:	11, at Samford (12/1/11)
Off. Rebs.:	4, at Samford (12/1/11)
Def. Rebs.:	8, twice: MR - WOFFORD (1/7/12)
Assists:	12, at Chattanooga (1/5/12)
Steals:	5, TOCCOA FALLS (1/17/12)
Blocks:	1, twice: MR - UNCG (12/3/11)
Minutes:	42, at UNCG (1/28/12)

SOCON CAREER HIGHS

Points:	24, DAVIDSON (1/8/11)
FG Made:	8, at Georgia Southern (1/5/11)
FG Att.:	16, at Chattanooga (1/5/12)
3FG Made:	5, UNC GREENSBORO (2/5/11)
3FG Att.:	11, at Chattanooga (1/5/12)
FT Made:	11, at Samford (12/1/11)
FT Att.:	12, twice: MR - ELON (1/26/12)
Rebounds:	11, at Samford (12/1/11)
Off. Rebs.:	4, at Samford (12/1/11)
Def. Rebs.:	8, twice: MR - WOFFORD (1/7/12)
Assists:	12, at Chattanooga (1/5/12)
Steals:	3, twice: at Appalachian State (1/21/12)
Blocks:	1, UNCG (12/3/11)
Minutes:	42, at UNCG (1/28/12)

MISC. CAREER STATS

- Double Figure Scoring: 38
- Most Consecutive Double-Figure Scoring: 8
- Double Figure Rebounding: 2
- Double-Doubles: 3
- Games Led WCU in Scoring: 14
- Games Led WCU in Rebounding: 6
- Games with 20+ Points: 3

2011-12 GAME-BY-GAME LINESCORES

Opponent	FGs	3FGs	Fts	O-D	Reb	PF	Pts	A	To	Blk	Steal	Min
at South Carolina	2-5	2-3	5-6	1-3	4	2	11	4	5	0	1	35
MONTREAT	6-9	2-4	0-0	0-2	2	3	14	6	1	0	1	23
at Presbyterian	5-9	0-0	6-6	3-7	10	2	16	3	4	0	0	36
at Iowa State	5-7	0-1	4-4	0-2	2	1	14	3	2	0	1	30
at Northern Iowa	3-11	2-5	2-2	0-0	0	3	10	1	4	0	1	40
vs. Northern Colorado	1-11	1-6	0-0	1-2	3	2	3	2	4	0	4	32
vs. Florida A&M	2-4	0-1	0-0	1-3	4	1	4	4	4	0	3	25
at Samford *	2-9	0-1	11-12	4-7	11	1	15	5	4	0	1	38
UNC GREENSBORO *	3-12	0-4	4-4	2-7	9	4	10	8	2	1	0	39
at Purdue	6-14	3-6	0-0	3-5	8	2	15	1	4	0	1	40
KENT STATE	7-12	2-4	3-4	2-6	8	1	19	5	3	0	0	37
at Bradley	1-8	1-4	8-8	1-2	3	1	11	3	5	0	2	39
UNC ASHEVILLE	2-2	0-0	4-4	0-2	2	4	8	4	5	0	1	22
at N.C. State	2-9	2-6	2-2	1-1	2	0	8	1	2	0	1	32
at Chattanooga *	5-16	3-11	0-0	1-0	1	3	13	12	0	0	0	40
WOFFORD *	4-7	0-0	4-6	0-8	8	1	12	4	3	0	0	36
at Davidson *	2-8	0-2	0-0	1-1	2	0	4	2	3	0	0	33
FURMAN *	6-11	2-4	4-4	0-2	2	3	18	3	5	0	0	40
TOCCOA FALLS	6-9	2-3	4-5	0-2	2	0	18	6	0	0	5	18
at Appalachian State *	6-12	0-3	5-6	1-4	5	3	17	1	5	0	3	36
ELON *	5-14	1-2	7-12	1-6	7	4	18	4	3	0	0	39
at UNC Greensboro *	6-13	1-3	9-10	1-4	5	2	22	2	7	0	2	42
at Wofford *	4-9	0-1	5-6	1-5	6	2	13	0	4	0	2	37
CHATTANOOGA *												
GEORGIA SOUTHERN *												
at C. of Charleston *												
at Furman *												
THE CITADEL *												
at Elon *												
SAMFORD *												
APPALACHIAN STATE *												
SoCon Tournament												

#5 SUMLER, Trey

YEAR	GP	GS	MIN	AVG	T O T A L			3-POINTERS			R E B O U N D S				PF	FO	AST	TO	BLK	STL	PTS	AVG			
					FG	FGA	PCT	FG	FGA	PCT	FT	FTA	PCT	OFF									DEF	TOT	AVG
2010-11	33	23	1033	31.3	121	261	.464	52	119	.437	85	107	.794	28	105	133	4.0	70	2	99	78	1	37	379	11.5
2011-12	23	23	789	34.3	91	221	.412	24	74	.324	87	101	.861	25	81	106	4.6	45	0	84	79	1	29	293	12.7
TOTAL	56	46	1822	32.5	212	482	.440	76	193	.394	172	208	.827	53	186	239	4.3	115	2	183	157	2	66	672	12.0

#22 HAROUNA MUTOMBO • R-SR. • GUARD • PICKERING, ONTARIO



#22 • HAROUNA MUTOMBO

OVERALL CAREER HIGHS

Points:	29, UNC GREENSBORO (1/8/09)
FG Made:	11, at Col. of Charleston (2/11/09)
FG Att.:	20, at Col. of Charleston (2/11/09)
3FG Made:	4, twice - MR: at Clemson (11/12/10)
3FG Att.:	7, twice: MR - BINGHAMTON (11/24/09)
FT Made:	9, UNCG (12/3/11)
FT Att.:	12, twice: MR - at Wofford (2/23/09)
Rebounds:	13, UNC ASHEVILLE (12/28/11)
Off. Rebs.:	6, at UNC Greensboro (2/15/10)
Def. Rebs.:	10, UNC ASHEVILLE (12/28/11)
Assists:	6, at Bradley (12/7/09)
Steals:	5, vs. San Diego State (11/27/08)
Blocks:	3, APPALACHIAN STATE (2/14/09)
Minutes:	39, at Kent State (12/6/08)

SOCON CAREER HIGHS

Points:	29, UNC GREENSBORO (1/8/09)
FG Made:	11, twice: MR - APPALACHIAN STATE (2/14/09)
FG Att.:	20, at Col. of Charleston (2/11/09)
3FG Made:	2, five times: MR - at UNC Greensboro (2/21/09)
3FG Att.:	5, COL. OF CHARLESTON (2/5/09)
FT Made:	9, UNCG (12/3/11)
FT Att.:	12, twice: MR - at Wofford (2/23/09)
Rebounds:	12, UNC GREENSBORO (2/5/11)
Off. Rebs.:	6, at UNC Greensboro (2/15/10)
Def. Rebs.:	8, at Davidson (1/12/12)
Assists:	5, twice: MR - CHATTANOOGA (2/28/09)
Steals:	4, WOFFORD (1/31/09)
Blocks:	3, APPALACHIAN STATE (2/14/09)
Minutes:	38, at Chattanooga 1/17/09)

MISC. CAREER STATS

Double Figure Scoring: 66
 Most Consecutive Double-Figure Scoring Games: 9
 Double Figure Rebounding: 7
 Double-Doubles: 6
 Games Led WCU in Scoring: 33
 Games Led WCU in Rebounding: 22
 Games with 20+ Points: 11

SCOUTING REPORT:

A proven scorer who has an uncanny ability to finish at the basket ... Is an accomplished jump shooter who has worked during his four-plus years in Cullowhee on polishing his jump shot ... Very athletic and exciting player to watch

2009 SoCon FRESHMAN OF THE YEAR / ALL-SOUTHERN CONFERENCE TWO-TIME SOCON ALL-TOURNAMENT TEAM SELECTION

CAREER STAT TRACKER:

* Became the 39th different Catamount to score 1,000 points in their career, doing so with 30 seconds remaining in the first half of the home win over Eastern Kentucky, converting a lay-up from countryman, Keaton Cole, for a lay-up to move past the 1,000-point plateau ... Currently has 1,384 points to move into 17th in school history in scoring;

* Has only missed ONE game during his WCU career due to INJURY ... Mutombo suffered a lower-back muscle strain in practice on Jan. 17, 2011, missing the game at the College of Charleston.

2011-12 SEASON NOTES:

- * In his 100th career game (at Presbyterian this year), scored 20 points to lead the Catamounts in the road victory;
- * His nine made free throws in the home win over UNCG were a career-high, surpassing his previous high of eight from back in 2008-09 - his redshirt freshman season;
- * Led WCU with his fifth career double-double at Purdue, going head-to-head with preseason All-America selection, Robbie Hummel ... Added his sixth career double-double with 18 points and a career-high 13 rebounds vs. UNC Asheville;
- * Was held scoreless for the first time this season on 0-for-7 shooting performance at Wofford ... It is just the fourth time in his WCU career that he was held scoreless in a game ... Has posted nine-or-more points in the game following the previous three scoreless games.

ADDITIONAL NOTES:

- * Spent the summer of 2009 playing with the Canadian Junior National team, receiving instruction from Team Canada's coaches and playing with countrymen over in Europe;
- * Harouna is the nephew of former NBA star, Dikembe (DUH - kimm - bay) Mutombo ... Dikembe was at WCU's game against Samford on Feb. 25, 2010 - it was the first-time that he had seen Harouna play since he was in the eighth grade.

2011-12 GAME-BY-GAME LINESCORES

Opponent	FGs	3FGs	FtS	O-D	Reb	PF	Pts	A	To	Blk	Steal	Min
at South Carolina	4-9	0-1	3-5	3-5	8	2	11	1	3	0	0	30
MONTREAL	3-7	1-1	1-1	3-4	7	0	8	4	1	1	0	21
at Presbyterian	7-14	2-3	4-4	1-1	2	1	20	0	1	0	0	33
at Iowa State	8-12	1-2	2-3	2-2	4	2	19	2	1	0	1	30
at Northern Iowa	8-15	0-3	5-6	1-4	5	1	21	0	0	0	0	38
vs. Northern Colorado	2-10	0-2	0-1	2-2	4	2	4	1	1	1	1	27
vs. Florida A&M	5-9	2-4	2-6	1-3	4	1	14	2	1	0	1	29
at Samford *	8-15	1-3	1-3	2-3	5	2	18	2	3	0	2	36
UNC GREENSBORO *	4-12	1-2	9-11	3-4	7	2	18	2	0	0	2	32
at Purdue	5-11	0-0	8-13	4-8	12	4	18	1	3	1	3	33
KENT STATE	7-11	2-4	5-6	1-4	5	4	21	0	4	0	3	33
at Bradley	5-12	0-1	1-2	2-7	9	3	11	4	5	0	3	35
UNC ASHEVILLE	7-16	0-1	4-6	3-10	13	3	18	4	4	0	2	32
at N.C. State	2-9	0-2	3-4	2-3	5	2	7	2	3	0	1	31
at Chattanooga *	3-7	1-2	0-3	0-4	4	4	7	2	3	2	2	29
WOFFORD *	4-11	0-4	3-7	0-4	4	0	11	2	1	1	3	32
at Davidson *	5-15	0-1	7-11	0-8	8	2	17	2	1	1	2	32
FURMAN *	3-7	1-3	4-6	0-5	5	5	11	1	4	0	2	33
TOCCOA FALLS	3-6	0-2	3-5	0-4	4	1	9	2	1	0	1	17
at Appalachian State *	6-13	0-1	1-3	1-6	7	4	13	2	2	0	0	34
ELON *	1-6	0-3	1-2	0-3	3	3	0	3	0	0	0	22
at UNC Greensboro *	4-11	0-1	6-10	1-5	6	5	14	0	2	1	0	31
at Wofford *	0-7	0-2	0-0	1-1	2	0	0	0	2	0	0	16
CHATTANOOGA *												
GEORGIA SOUTHERN *												
at C. of Charleston *												
at Furman *												
THE CITADEL *												
at Elon *												
SAMFORD *												
APPALACHIAN STATE *												
SoCon Tournament												

#22 MUTOMBO, Harouna

YEAR	GP	GS	MIN	AVG	T O T A L			3-POINTERS			R E B O U N D S				PF	FO	AST	TO	BLK	STL	PTS	AVG			
					FG	FGA	PCT	FG	FGA	PCT	OFF	DEF	TOT	AVG											
2008-09	31	31	944	30.5	167	359	.465	29	93	.312	84	135	.622	55	87	142	4.6	74	0	68	66	16	56	447	14.4
2009-10	34	23	966	28.4	126	304	.414	28	90	.311	41	99	.414	50	108	158	4.6	69	0	77	69	10	44	321	9.4
2010-11	32	21	858	26.8	135	274	.493	17	70	.243	36	83	.434	65	113	178	5.6	71	4	58	40	18	35	323	10.1
2011-12	23	21	684	29.7	104	245	.424	12	48	.250	73	118	.619	33	100	133	5.8	53	2	36	49	8	29	293	12.7
TOTAL	120	96	3452	28.8	532	1182	.450	86	301	.286	234	435	.538	203	408	611	5.1	267	6	239	224	52	164	1384	11.5

#24 BRANDON BOGGS • SOPH. • GUARD • GREENVILLE, S.C.



#24 • BRANDON BOGGS

OVERALL CAREER HIGHS

Points:	35, vs. Northern Colorado (11/25/11)
FG Made:	12, vs. Northern Colorado (11/25/11)
FG Att.:	23, vs. Northern Colorado (11/25/11)
3FG Made:	5, vs. Northern Colorado (11/25/11)
3FG Att.:	8, vs. Northern Colorado (11/25/11)
FT Made:	6, vs. Northern Colorado (11/25/11)
FT Att.:	7, vs. Northern Colorado (11/25/11)
Rebounds:	9, at College of Charleston (1/20/11)
Off. Rebs.:	6, at College of Charleston (1/20/11)
Def. Rebs.:	6, twice: MR - at Georgia Southern (1/5/11)
Assists:	4, UNC ASHEVILLE (12/28/11)
Steals:	3, three times: MR - at UNC Greensboro (2/21/11)
Blocks:	3, EASTERN KENTUCKY (2/19/11)
Minutes:	39, at Samford (12/1/11)

SOCON CAREER HIGHS

Points:	20, at Appalachian State (2/17/11)
FG Made:	8, at Appalachian State (2/17/11)
FG Att.:	16, at Appalachian State (1/21/12)
3FG Made:	4, UNCG (12/3/11)
3FG Att.:	6, UNCG (12/3/11)
FT Made:	4, at College of Charleston (1/20/11)
FT Att.:	6, at College of Charleston (1/20/11)
Rebounds:	9, at College of Charleston (1/20/11)
Off. Rebs.:	6, at College of Charleston (1/20/11)
Def. Rebs.:	6, at Georgia Southern (1/5/11)
Assists:	2, five times: MR - at Appalachian State (1/21/12)
Steals:	3, three times: MR - at UNC Greensboro (2/21/11)
Blocks:	2, four times: MR - at Davidson (1/12/12)
Minutes:	39, at Samford (12/1/11)

MISC. CAREER STATS

Double Figure Scoring: 18
 Most Consecutive Double-Figure Scoring Games: 3
 Double Figure Rebounding: 0
 Double-Doubles: 0
 Games Led WCU in Scoring: 3
 Games Led WCU in Rebounding: 3
 Games with 20+ Points: 2

SCOUTING REPORT:

Motor is constantly running at a high level; plays hard and loves to compete ... Is a very athletic, talented perimeter player who has good feel for the game ... Knows how to score from all over the court and is a good rebounder

2011-12 SEASON NOTES:

- * Was saddled with foul trouble at Purdue that limited his numbers ... Fouled out for just the second time in his WCU career in the road loss at Purdue;
- * Was held scoreless for just the third time in his WCU career against Kent State (12/10/11) ... It was the first-time this season he was held off the scoreboard ... the previous two came during his freshman season at Chattanooga (12/4/10) and in the regular season finale at home against College of Charleston (2/26/10).
- * Did not start in the home win over Wofford, marking the first-time he was not among the starting five for the Catamounts ... He had started 36-straight games dating back to last season prior to sitting at the tip on Jan. 7;
- * Is just one of three players in the SoCon this season to have recorded a 30-point scoring game with his 35-point performance against Northern Colorado;
- * Halted a three-game drought without double-digit scoring with 13 off the bench at Davidson - but has just two double-digit scoring outings in his past nine games ... Struggled from the floor the three games prior to Wofford, shooting just 10-of-39 or 25.6-percent from the floor - rebounded with a 4-of-9 showing for 10 points against the Terriers.

2011-12 GAME-BY-GAME LINESCORES

Opponent	FGs	3FGs	FTs	O-D	Reb	PF	Pts	A	To	Blk	Steal	Min
at South Carolina	3-8	1-4	0-0	2-1	3	2	7	1	3	2	1	28
MONTREAT	5-9	1-3	2-2	1-3	4	1	13	1	1	0	2	17
at Presbyterian	3-10	0-2	3-4	1-0	1	2	9	0	0	0	0	30
at Iowa State	3-9	0-3	0-0	1-2	3	1	6	1	3	0	1	29
at Northern Iowa	2-9	0-2	1-2	0-5	5	2	5	1	1	0	1	29
vs. Northern Colorado	12-23	5-8	6-7	2-4	6	3	35	2	1	0	1	33
vs. Florida A&M	3-11	1-4	1-2	1-5	6	4	8	3	3	0	0	22
at Samford *	6-12	2-4	3-5	2-4	6	2	17	2	1	0	1	39
UNC GREENSBORO *	6-12	4-6	1-2	3-5	8	1	17	2	1	2	1	30
at Purdue	2-7	1-2	0-0	1-2	3	5	5	0	3	1	2	17
KENT STATE	0-7	0-3	0-0	1-3	4	1	0	1	1	2	1	26
at Bradley	4-9	1-4	1-2	0-1	1	1	10	1	2	0	0	24
UNC ASHEVILLE	7-9	2-4	1-4	2-2	4	3	17	4	3	0	0	29
at N.C. State	3-10	1-2	1-2	0-1	1	1	8	0	2	0	1	21
at Chattanooga *	1-7	0-1	1-4	2-1	3	0	3	1	0	0	0	18
WOFFORD *	3-7	0-1	3-3	3-1	4	1	9	1	1	0	0	19
at Davidson *	5-10	1-3	2-4	1-2	3	4	13	0	1	2	0	30
FURMAN *	2-9	1-2	4-4	2-0	2	4	9	2	2	0	3	26
TOCCOA FALLS	3-8	0-0	1-1	0-2	2	1	7	0	3	0	1	15
at Appalachian State *	6-16	3-5	1-1	2-1	3	4	16	2	2	0	2	34
ELON *	1-10	0-1	2-2	0-4	4	4	4	0	1	1	0	24
at UNC Greensboro *	3-13	0-2	1-1	2-3	5	5	7	1	0	2	2	23
at Wofford *	4-9	0-3	2-2	0-4	4	1	10	0	2	0	0	25
CHATTANOOGA *												
GEORGIA SOUTHERN *												
at C. of Charleston *												
at Furman *												
THE CITADEL *												
at Elon *												
SAMFORD *												
APPALACHIAN STATE *												
SoCon Tournament												

#24 BOGGS, Brandon

YEAR	GP	GS	MIN	AVG	TOTAL			3-POINTERS			REBOUNDS			PF	FO	AST	TO	BLK	STL	PTS	AVG				
					FG	FGA	PCT	FG	FGA	PCT	FT	FTA	PCT									OFF	DEF	TOT	AVG
2010-11	33	30	863	26.2	105	249	.422	15	60	.250	29	45	.644	40	82	122	3.7	64	1	29	49	15	33	254	7.7
2011-12	23	19	588	25.6	87	234	.372	24	69	.348	37	54	.685	29	56	85	3.7	53	2	26	37	12	20	235	10.2
TOTAL	56	49	1451	25.9	192	483	.398	39	129	.302	66	99	.667	69	138	207	3.7	117	3	55	86	27	53	489	8.7

#25 JAMES SINCLAIR • FR. • GUARD • SAVANNAH, GA.



#25 • JAMES SINCLAIR

OVERALL CAREER HIGHS

Points:	16, TOCCOA FALLS (1/17/12)
FG Made:	5, TOCCOA FALLS (1/17/12)
FG Att.:	8, TOCCOA FALLS (1/17/12)
3FG Made:	2, MONTREAT (11/15/11)
3FG Att.:	6, MONTREAT (11/15/11)
FT Made:	5, TOCCOA FALLS (1/17/12)
FT Att.:	7, TOCCOA FALLS (1/17/12)
Rebounds:	13, TOCCOA FALLS (1/17/12)
Off. Rebs.:	3, TOCCOA FALLS (1/17/12)
Def. Rebs.:	10, TOCCOA FALLS (1/17/12)
Assists:	5, TOCCOA FALLS (1/17/12)
Steals:	3, TOCCOA FALLS (1/17/12)
Blocks:	3, TOCCOA FALLS (1/17/12)
Minutes:	30, at Appalachian State (1/21/12)

SOCON CAREER HIGHS

Points:	8, at Davidson (1/12/12)
FG Made:	3, at Appalachian State (1/21/12)
FG Att.:	7, at Appalachian State (1/21/12)
3FG Made:	1, at Appalachian State (1/21/12)
3 FG Att.:	4, at Appalachian State (1/21/12)
FT Made:	4, at Davidson (1/12/12)
FT Att.:	5, at Davidson (1/12/12)
Rebounds:	5, at Appalachian State (1/21/12)
Off. Rebs.:	2, twice: MR - at Appalachian State (1/21/12)
Def. Rebs.:	4, ELON (1/26/12)
Assists:	1, three times: MR - at Appalachian State (1/21/12)
Steals:	1, at Davidson (1/12/12)
Blocks:	1, three times: MR - at Davidson (1/12/12)
Minutes:	30, at Appalachian State (1/21/12)

MISC. CAREER STATS

- Double Figure Scoring: 1
- Double Figure Rebounding: 1
- Double-Doubles: 0
- Games Led WCU in Scoring: 0
- Games Led WCU in Rebounding: 1
- Games with 20+ Points: 0

SCOUTING REPORT:

A very skilled guard who has the ability to play either the point or off-guard positions ... Has an excellent feel for the game ... Is long and athletic and can score from behind the arc, as well as off the dribble

2011-12 SEASON NOTES:

- * Scored his first collegiate points with :33 remaining in the season-opener at South Carolina ... Converted an Ishmael Hollis steal into a fast-break jumper on his first collegiate attempt;
- * Has seen more court time as the season has progressed ... Matched his career-high with eight points off the bench at Davidson;
- * Turned in a career-best performance in the record-setting win over Toccoa Falls, posting his first collegiate double-double with 16 points and 13 rebounds;
- * Made his first collegiate start at UNC Greensboro.

2011-12 GAME-BY-GAME LINESCORES

Opponent	FGs	3FGs	FtS	O-D	Reb	PF	Pts	A	To	Blk	Steal	Min
at South Carolina	1-1	0-0	0-0	0-0	0	0	2	0	0	0	0	3
MONTREAT	3-7	2-6	0-2	1-2	3	0	8	1	0	0	2	15
at Presbyterian	0-0	0-0	0-0	0-0	0	1	0	0	1	0	0	2
at Iowa State	0-1	0-1	0-0	0-0	0	1	0	0	4	0	1	5
at Northern Iowa	DID NOT PLAY											
vs. Northern Colorado	0-1	0-1	0-0	0-0	0	0	0	0	1	0	0	6
vs. Florida A&M	1-3	0-2	0-1	1-0	1	1	2	0	0	1	0	14
at Samford *	0-0	0-0	0-0	0-1	1	0	0	1	0	0	0	2
UNC GREENSBORO *	0-0	0-0	0-1	0-1	1	0	0	0	0	1	0	3
at Purdue	0-1	0-1	0-1	0-0	0	3	0	1	0	1	1	12
KENT STATE	0-1	0-1	0-0	0-0	0	1	0	0	0	0	0	5
at Bradley	0-0	0-0	0-0	0-0	0	0	0	0	0	0	0	7
UNC ASHEVILLE	0-0	0-0	0-0	0-0	0	0	0	1	0	0	0	3
at N.C. State	2-3	0-0	0-0	1-1	2	1	4	0	1	0	1	10
at Chattanooga *	0-1	0-1	0-0	0-1	1	1	0	0	1	1	0	5
WOFFORD *	DID NOT PLAY											
at Davidson *	2-4	0-2	4-5	2-2	4	1	8	1	1	1	1	13
FURMAN *	1-2	0-1	0-0	1-0	1	1	2	0	1	0	1	7
TOCCOA FALLS	5-8	1-3	5-7	3-10	13	2	16	5	1	3	3	27
at Appalachian State *	3-7	1-4	0-0	2-3	5	5	7	1	0	0	0	30
ELON *	0-1	0-0	0-0	0-4	4	2	0	1	2	0	0	16
at UNC Greensboro *	0-4	0-2	1-2	1-1	2	1	1	1	1	0	1	15
at Wofford *	DID NOT PLAY											
CHATTANOOGA *	DID NOT PLAY											
GEORGIA SOUTHERN *	DID NOT PLAY											
at C. of Charleston *	DID NOT PLAY											
at Furman *	DID NOT PLAY											
THE CITADEL *	DID NOT PLAY											
at Elon *	DID NOT PLAY											
SAMFORD *	DID NOT PLAY											
APPALACHIAN STATE *	DID NOT PLAY											
SoCon Tournament	DID NOT PLAY											

#25 SINCLAIR, James

YEAR	GP	GS	MIN	AVG	T O T A L			3-POINTERS			R E B O U N D S				PF	FO	AST	TO	BLK	STL	PTS	AVG			
					FG	FGA	PCT	FG	FGA	PCT	FT	FTA	PCT	OFF									DEF	TOT	AVG
2011-12	21	2	217	10.3	19	48	.396	5	28	.179	10	19	.526	12	27	39	1.9	24	1	13	15	9	13	53	2.5
TOTAL	21	2	217	10.3	19	48	.396	5	28	.179	10	19	.526	12	27	39	1.9	24	1	13	15	9	13	53	2.5

#32 TAWASKI KING • SOPH. • FORWARD • DUBLIN, GA.



#32 • TAWASKI KING

OVERALL CAREER HIGHS

Points:	16, at Presbyterian (11/19/11)
FG Made:	8, at Presbyterian (11/19/11)
FG Att.:	10, WOFFORD (1/7/12)
3FG Made:	
3FG Att.:	
FT Made:	5, vs. Gardner-Webb (11/27/10)
FT Att.:	8, vs. Gardner-Webb (11/27/10)
Rebounds:	14, vs. Florida A&M (11/26/11)
Off. Rebs.:	7, twice: MR - ELON (1/26/12)
Def. Rebs.:	7, four times: MR - WOFFORD (1/7/12)
Assists:	3, vs. Florida A&M (11/26/11)
Steals:	4, ELON (1/26/12)
Blocks:	2, ELON (1/26/12)
Minutes:	35, at Wofford (1/30/12)

SOCON CAREER HIGHS

Points:	14, ELON (1/26/12)
FG Made:	5, at Appalachian State (1/21/12)
FG Att.:	10, WOFFORD (1/7/12)
3FG Made:	
3FG Att.:	
FT Made:	4, at Wofford (1/30/12)
FT Att.:	4, four times: MR - at Wofford (1/30/12)
Rebounds:	12, at Chattanooga (12/4/10)
Off. Rebs.:	7, ELON (1/26/12)
Def. Rebs.:	7, twice: MR - WOFFORD (1/7/12)
Assists:	1, three times: at Davidson (1/12/12)
Steals:	4, ELON (1/26/12)
Blocks:	2, ELON (1/26/12)
Minutes:	35, at Wofford (1/30/12)

MISC. CAREER STATS

Double Figure Scoring: 7
 Consecutive Double-Figure Scoring: 5 (current)
 Double Figure Rebounding: 5
 Double-Doubles: 2
 Games Led WCU in Scoring: 0
 Games Led WCU in Rebounding: 7
 Games with 20+ Points: 0

SCOUTING REPORT:

His length, width and strength allow him to command attention especially around the basket ... Has good hands and likes to compete and bang ... A good technician with his pinning and low post moves, has a variety of ways to score

2011-12 SEASON NOTES:

- * Played a then career-high 29 minutes at South Carolina in the season opener, and scored his career-high with his first double-digit outing against Montreat College - surpassed both with 16 points in 34 minutes on a perfect 8-for-8 shooting in the road win over Presbyterian;
- * Recorded his SoCon career-best 13 points in the road loss at Appalachian State, connecting on five field goals for the second-straight game -- and the most against a league foe in his Catamount career.
- * Posted his first collegiate double-double with 14 points and 11 rebounds at home against Elon and followed it up with a second double-double with 12 points and 11 rebounds at UNC Greensboro ... Has recorded double digit scoring in a career-best FIVE-straight games - averaging 12.2 points per game over that same span.

2011-12 GAME-BY-GAME LINESCORES

Opponent	FGs	3FGs	FTs	O-D	Reb	PF	Pts	A	To	Blk	Steal	Min
at South Carolina	2-5	0-0	0-1	1-1	2	5	4	1	1	0	1	29
MONTREAT	6-8	0-0	2-4	3-2	5	2	14	0	0	1	0	15
at Presbyterian	8-8	0-0	0-1	1-4	5	0	16	0	3	1	0	34
at Iowa State	2-4	0-0	0-0	0-1	1	5	4	1	2	0	1	20
at Northern Iowa	0-4	0-0	0-0	1-0	1	3	0	0	6	0	1	22
vs. Northern Colorado	2-5	0-0	3-6	2-5	7	1	7	1	2	0	0	31
vs. Florida A&M	3-11	0-0	1-1	7-7	14	3	7	3	2	0	2	31
at Samford *	2-3	0-0	2-3	1-1	2	4	6	1	0	0	0	13
UNC GREENSBORO *	2-6	0-0	0-0	2-1	3	4	4	0	1	0	0	25
at Purdue	0-3	0-0	0-0	0-0	0	1	0	0	1	0	0	26
KENT STATE	1-5	0-0	0-0	0-3	3	2	2	0	4	0	0	31
at Bradley	3-7	0-0	0-1	0-1	1	4	6	0	1	0	1	25
UNC ASHEVILLE	3-8	0-0	0-0	1-1	2	5	6	0	2	0	0	18
at N.C. State	2-7	0-0	0-0	1-4	5	2	4	0	1	0	0	20
at Chattanooga *	1-1	0-0	0-0	2-2	4	2	2	0	3	0	1	18
WOFFORD *	1-10	0-0	1-2	2-7	9	3	3	1	3	0	2	32
at Davidson *	4-6	0-0	1-4	5-3	8	5	9	1	1	1	0	27
FURMAN *	2-3	0-0	2-2	0-1	1	4	6	1	0	1	1	31
TOCCOA FALLS	5-7	0-0	0-0	2-5	7	0	10	0	0	1	1	11
at Appalachian State *	5-8	0-0	3-4	4-1	5	4	13	1	2	0	2	28
ELON *	5-6	0-0	4-7	7-4	11	3	14	0	2	2	4	33
at UNC Greensboro *	4-9	0-0	4-5	5-6	11	3	12	2	1	0	1	33
at Wofford *	4-7	0-0	4-4	1-3	4	0	12	0	0	0	1	35
CHATTANOOGA *												
GEORGIA SOUTHERN *												
at C. of Charleston *												
at Furman *												
THE CITADEL *												
at Elon *												
SAMFORD *												
APPALACHIAN STATE *												
SoCon Tournament												

#32 KING, Tawaski

YEAR	GP	GS	MIN	AVG	T O T A L			3-POINTERS			R E B O U N D S				PF	FO	AST	TO	BLK	STL	PTS	AVG			
					FG	FGA	PCT	FG	FGA	PCT	FT	FTA	PCT	OFF									DEF	TOT	AVG
2010-11	32	6	438	13.7	46	101	.455	0	0	.000	25	48	.521	46	62	108	3.4	68	3	4	42	3	14	117	3.7
2011-12	23	23	588	25.6	67	141	.475	0	0	.000	27	45	.600	48	63	111	4.8	66	4	13	38	7	19	161	7.0
TOTAL	55	29	1026	18.7	113	242	.467	0	0	.000	52	93	.559	94	125	219	4.0	134	7	17	80	10	33	278	5.1

#33 ISHMAEL HOLLIS • SOPH. • FORWARD • FLOWERY BRANCH, GA.



#33 • ISHMAEL HOLLIS

SCOUTING REPORT:

Long, athletic and constantly working at improving his game and body ... Is stronger than he appears ... Has a lot of basketball savvy and an uncanny knack of filling up a stat sheet ... Skill set makes him a match-up problem

2011-12 SEASON NOTES:

- * Saw the most extensive action of his career in the home-opening win over Montreat College;
- * Played an instrumental role in WCU's SoCon-opening road win over Samford, coming off the bench to play in the low post after foul trouble to teammates Tawaski King and Kenneth Hall ... Played a career-high 17 minutes;
- * Knocked down his first career 3-pointer at Purdue;
- * Made the first start of his collegiate career at Bradley, responding with career-highs of nine points and a team-leading 10 rebounds in the road victory ... Played a career-long 25 minutes in his first start;
- * In his second-consecutive start, scored a career-high 10 points in the home win over UNC Asheville, making a career-best two 3-pointers;
- * Turned in a SoCon-career best performance at Chattanooga including points scored against a league foe (9), field goals made (4) and attempted (6) on a conference career-long 19 minutes of playing time.

OVERALL CAREER HIGHS

Points:	13, TOCCOA FALLS (1/17/12)
FG Made:	4, four times: MR - TOCCOA FALLS (1/17/12)
FG Att.:	10, TOCCOA FALLS (1/17/12)
3FG Made:	2, UNC ASHEVILLE (12/28/11)
3FG Att.:	5, three times: MR - TOCCOA FALLS (1/17/12)
FT Made:	4, TOCCOA FALLS (1/17/12)
FT Att.:	4, twice: MR - TOCCOA FALLS (1/17/12)
Rebounds:	10, at Bradley (12/20/11)
Off. Rebs.:	3, at Bradley (12/20/11)
Def. Rebs.:	7, at Bradley (12/20/11)
Assists:	2, twice: MR - TOCCOA FALLS (1/17/12)
Steals:	2, MONTREAT (11/15/11)
Blocks:	1, five times: MR - at Davidson (1/12/12)
Minutes:	25, at Bradley (12/20/11)

SOCON CAREER HIGHS

Points:	9, at Chattanooga (1/5/12)
FG Made:	4, at Chattanooga (1/5/12)
FG Att.:	6, at Chattanooga (1/5/12)
3FG Made:	1, twice: MR - at Davidson (1/7/12)
3FG Att.:	3, twice: MR - at Davidson (1/7/12)
FT Made:	1, FURMAN (1/27/11)
FT Att.:	3, FURMAN (1/27/11)
Rebounds:	3, three times: MR - at Chattanooga (1/5/12)
Off. Rebs.:	1, three times: MR - at Davidson (1/12/12)
Def. Rebs.:	2, twice: MR - at Chattanooga (1/5/12)
Assists:	
Steals:	1, twice: MR - UNCG (12/3/11)
Blocks:	1, twice: MR - at Davidson (1/12/12)
Minutes:	19, at Chattanooga (1/5/12)

MISC. CAREER STATS

- Double Figure Scoring: 2
- Double Figure Rebounding: 1
- Double-Doubles: 0
- Games Led WCU in Scoring: 0
- Games Led WCU in Rebounding: 1
- Games with 20+ Points: 0

2011-12 GAME-BY-GAME LINESCORES

Opponent	FGs	3FGs	FTs	O-D	Reb	PF	Pts	A	To	Blk	Steal	Min
at South Carolina	0-1	0-0	0-0	0-1	1	2	0	0	0	0	1	10
MONTREAT	1-5	0-3	3-4	2-3	5	2	5	2	4	1	2	14
at Presbyterian												DID NOT PLAY
at Iowa State	0-4	0-1	1-2	0-1	1	1	1	0	0	0	0	11
at Northern Iowa												DID NOT PLAY
vs. Northern Colorado	1-2	0-1	0-0	0-0	0	1	2	0	1	1	0	4
vs. Florida A&M	0-1	0-0	0-0	0-0	0	1	0	0	0	0	0	2
at Samford *	1-3	0-1	0-0	1-2	3	3	2	0	0	0	1	17
UNC GREENSBORO *	1-1	0-0	0-0	0-1	1	1	2	0	0	0	1	8
at Purdue	1-6	1-5	0-0	1-1	2	0	3	2	0	0	1	12
KENT STATE	0-1	0-1	0-0	0-1	1	0	0	0	0	1	0	10
at Bradley	4-6	1-2	0-0	3-7	10	5	0	1	3	1	1	25
UNC ASHEVILLE	4-7	2-5	0-0	1-2	3	2	10	0	0	0	0	17
at N.C. State	1-3	1-2	0-0	1-0	1	2	3	0	1	0	0	9
at Chattanooga *	4-6	1-3	0-0	1-2	3	2	9	0	1	0	0	19
WOFFORD *	0-1	0-1	0-0	0-1	1	0	0	0	0	0	0	10
at Davidson *	2-5	1-3	0-0	1-1	2	2	5	0	0	1	0	14
FURMAN *	1-2	1-2	0-0	0-2	2	2	3	0	0	0	0	14
TOCCOA FALLS	4-10	1-5	4-4	2-1	3	1	13	2	0	0	1	18
at Appalachian State *												DID NOT PLAY
ELON *												DID NOT PLAY
at UNC Greensboro *	0-0	0-0	0-0	0-0	0	1	0	0	0	0	0	5
at Wofford *	1-1	0-0	1-2	1-0	1	1	3	0	0	0	0	4
CHATTANOOGA *												
GEORGIA SOUTHERN *												
at C. of Charleston *												
at Furman *												
THE CITADEL *												
at Elon *												
SAMFORD *												
APPALACHIAN STATE *												
SoCon Tournament												

#33 HOLLIS, Ishmael

YEAR	GP	GS	MIN	AVG	T O T A L			3-POINTERS			R E B O U N D S				PF	FO	AST	TO	BLK	STL	PTS	AVG			
					FG	FGA	PCT	FG	FGA	PCT	FT	FTA	PCT	OFF									DEF	TOT	AVG
2010-11	10	0	38	3.8	4	9	.444	0	2	.000	3	8	.375	1	3	4	0.4	4	0	0	3	1	3	11	1.1
2011-12	19	3	223	11.7	26	65	.400	9	35	.257	9	12	.750	14	26	40	2.1	29	1	7	10	5	8	70	3.7
TOTAL	29	3	261	9.0	30	74	.405	9	37	.243	12	20	.600	15	29	44	1.5	33	1	7	13	6	11	81	2.8

#40 PRESTON ROSS • SOPH. • FORWARD • FAYETTEVILLE, N.C.



#40 • PRESTON ROSS

SCOUTING REPORT:

Great physical presence at either a perimeter or post positions which makes him very versatile ... Is naturally very strong, explosive, and athletic ... Has good mid-range scoring ability and can shoot the 3-pointer

2011-12 SEASON NOTES:

- * Led Western Carolina with a career-high 19 points in the home-opening win over Montreat - doing so in just 16 minutes of court time;
- * Had a career-game for WCU after being re-inserted into the starting lineup against Florida A&M ... He made a career-high six field goals on a career-best 10 attempts, while also pulling down a career-high four offensive rebounds and dishing out a benchmark three assists;
- * Returned to the starting lineup at UTC at the four-man position and continued that in games since;
- * Turned in a solid all-around performance with eight points and a career-high eight rebounds against Elon.

OVERALL CAREER HIGHS

Points:	19, MONTREAT (11/15/11)
FG Made:	6, vs. Florida A&M (11/26/11)
FG Att.:	10, vs. Florida A&M (11/26/11)
3FG Made:	2, CHATTANOOGA (2/11/11)
3FG Att.:	2, four times: MR - MONTREAT (11/15/11)
FT Made:	8, MONTREAT (11/15/11)
FT Att.:	10, MONTREAT (11/15/11)
Rebounds:	8, ELON (1/26/12)
Off. Rebs.:	4, three times: MR - ELON (1/26/12)
Def. Rebs.:	6, DAVIDSON (1/8/11)
Assists:	3, twice: MR - TOCCOA FALLS (1/17/12)
Steals:	4, WARREN WILSON (11/22/10)
Blocks:	2, WARREN WILSON (11/22/10)
Minutes:	33, vs. Florida A&M (11/26/11)

SOCON CAREER HIGHS

Points:	10, WOFFORD (1/7/12)
FG Made:	5, WOFFORD (1/7/12)
FG Att.:	8, WOFFORD (1/7/12)
3FG Made:	2, CHATTANOOGA (2/11/11)
3 FG Att.:	2, twice: MR - CHATTANOOGA (2/11/11)
FT Made:	4, DAVIDSON (1/8/11)
FT Att.:	5, DAVIDSON (1/8/11)
Rebounds:	8, ELON (1/26/12)
Off. Rebs.:	4, twice: ELON (1/26/12)
Def. Rebs.:	6, twice: MR - at College of Charleston (1/20/11)
Assists:	1, four times: MR - at Chattanooga (1/5/12)
Steals:	3, at Chattanooga (1/5/12)
Blocks:	1, three times: MR - WOFFORD (1/7/12)
Minutes:	30, WOFFORD (1/7/12)

MISC. CAREER STATS

- Double Figure Scoring: 4
- Double Figure Rebounding: 0
- Double-Doubles: 0
- Games Led WCU in Scoring: 1
- Games Led WCU in Rebounding: 3
- Games with 20+ Points: 0

2011-12 GAME-BY-GAME LINESCORES

Opponent	FGs	3FGs	FTs	O-D	Reb	PF	Pts	A	To	Blk	Steal	Min
at South Carolina	0-2	0-2	1-2	0-0	0	1	1	0	1	0	0	12
MONTREAT	5-6	1-2	8-10	2-4	6	3	19	0	1	0	1	16
at Presbyterian	3-6	1-3	0-0	3-4	7	2	7	0	0	0	0	15
at Iowa State	1-3	0-1	1-2	0-1	1	2	3	0	0	0	1	18
at Northern Iowa	0-1	0-1	1-2	3-4	7	0	1	2	0	1	0	19
vs. Northern Colorado	0-3	0-1	0-0	1-2	3	4	0	0	1	1	0	19
vs. Florida A&M	6-10	0-0	1-2	4-2	6	2	13	3	3	1	1	33
at Samford *	1-3	0-2	0-0	1-3	4	2	2	2	1	0	3	23
UNC GREENSBORO *	2-4	0-1	0-0	3-2	5	4	4	0	3	0	0	14
at Purdue	0-2	0-1	0-0	0-1	1	0	0	0	1	1	0	9
KENT STATE	0-0	0-0	0-0	0-0	0	1	0	0	1	0	0	1
at Bradley	2-2	1-1	1-1	2-1	3	2	6	0	0	0	1	12
UNC ASHEVILLE	2-4	1-1	0-0	1-5	6	2	5	0	0	0	1	14
at N.C. State	1-7	0-2	0-0	2-4	6	2	2	0	0	0	2	21
at Chattanooga *	3-4	0-0	1-1	1-2	3	4	7	1	0	0	3	14
WOFFORD *	5-8	0-0	0-0	4-2	6	1	10	0	0	1	2	30
at Davidson *	1-4	0-1	0-0	1-1	2	3	2	0	2	0	0	12
FURMAN *	0-1	0-0	0-0	1-2	3	4	0	0	2	0	0	16
TOCCOA FALLS	4-4	0-0	2-2	4-1	5	1	10	3	0	0	0	16
at Appalachian State *	1-3	0-0	1-2	0-3	3	3	3	0	1	0	0	13
ELON *	4-7	0-0	0-0	4-4	8	5	8	1	0	1	1	26
at UNC Greensboro *	0-1	0-0	2-2	1-0	1	1	2	0	2	0	2	9
at Wofford *	3-4	0-0	1-2	2-1	3	2	7	0	3	0	0	24
CHATTANOOGA *												
GEORGIA SOUTHERN *												
at C. of Charleston *												
at Furman *												
THE CITADEL *												
at Elon *												
SAMFORD *												
APPALACHIAN STATE *												
SoCon Tournament												

#40 ROSS, Preston

YEAR	GP	GS	MIN	AVG	T O T A L			3-POINTERS			R E B O U N D S				PF	FO	AST	TO	BLK	STL	PTS	AVG			
					FG	FGA	PCT	FG	FGA	PCT	FT	FTA	PCT	OFF									DEF	TOT	AVG
2010-11	33	3	495	15.0	48	108	.444	12	29	.414	23	36	.639	30	68	98	3.0	66	4	10	21	9	19	131	4.0
2011-12	23	14	386	16.8	44	89	.494	4	19	.211	20	28	.714	40	49	89	3.9	51	1	12	22	6	18	112	4.9
TOTAL	56	17	881	15.7	92	197	.467	16	48	.333	43	64	.672	70	117	187	3.3	117	5	22	43	15	37	243	4.3

#44 SAM SMITHSON • SENIOR • CENTER • HORSE SHOE, N.C.



#44 • SAM SMITHSON

SCOUTING REPORT:

A big, raw talent who has worked on developing his strength and interior presence ... Will see playing time increase through the year as he adds height, strength and depth to the Catamounts' post play

2011-12 SEASON NOTES:

- * Matched a career-high in minutes played against Montreat College while also equaling his career-best for points scored;
- * Scored on an offensive rebound on an athletic up-and-under move against Kent State, providing big minutes in the paint for the Catamounts.
- * Recorded a career-best performance with the first double-digit scoring outing of his career, tallying a career-high 14 points and just missed a double-double with a career-best nine rebounds against Toccoa Falls.

OVERALL CAREER HIGHS

Points:	14, TOCCOA FALLS (1/17/11)
FG Made:	6, TOCCOA FALLS (1/17/11)
FG Att.:	9, TOCCOA FALLS (1/17/11)
3FG Made:	
3FG Att.:	1, TOCCOA FALLS (1/17/11)
FT Made:	2, twice: MR - MONTREAT (11/15/11)
FT Att.:	4, twice: MR - MONTREAT (11/15/11)
Rebounds:	9, TOCCOA FALLS (1/17/11)
Off. Rebs.:	6, TOCCOA FALLS (1/17/11)
Def. Rebs.:	6, WARREN WILSON (11/22/10)
Assists:	1, WARREN WILSON (11/22/10)
Steals:	3, TOCCOA FALLS (1/17/11)
Blocks:	2, twice: MR - at South Carolina (11/11/11)
Minutes:	18, TOCCOA FALLS (1/17/11)

SOCON CAREER HIGHS

Points:	2, twice: MR - SAMFORD (2/12/11)
FG Made:	1, twice: MR - SAMFORD (2/12/11)
FG Att.:	2, at Georgia Southern (1/5/11)
3FG Made:	
3 FG Att.:	
FT Made:	1, GEORGIA SOUTHERN (2/4/10)
FT Att.:	2, GEORGIA SOUTHERN (2/4/10)
Rebounds:	2, at UNCG (1/28/12)
Off. Rebs.:	1, three times: MR - at UNCG (1/28/12)
Def. Rebs.:	1, at UNCG (1/28/12)
Assists:	
Steals:	
Blocks:	1, at UNCG (1/28/12)
Minutes:	6, twice: MR - at College of Charleston (1/20/11)

MISC. CAREER STATS

- Double Figure Scoring: 1
- Double Figure Rebounding: 0
- Double-Doubles: 0
- Games Led WCU in Scoring: 0
- Games Led WCU in Rebounding: 0
- Games with 20+ Points: 0

2011-12 GAME-BY-GAME LINESCORES

Opponent	FGs	3FGs	FTs	O-D	Reb	PF	Pts	A	To	Blk	Steal	Min
at South Carolina	0-2	0-0	0-0	1-0	1	1	0	0	0	2	0	6
MONTREAT	2-6	0-0	2-4	4-1	5	3	6	0	3	0	0	14
at Presbyterian	0-0	0-0	0-0	0-0	0	1	0	0	0	0	0	1
at Iowa State	1-2	0-0	0-0	2-0	2	1	2	1	0	0	0	8
at Northern Iowa	DID NOT PLAY - ILLNESS											
vs. Northern Colorado	DID NOT PLAY											
vs. Florida A&M	0-0	0-0	0-0	0-0	0	0	0	0	1	0	0	1
at Samford *	DID NOT PLAY											
UNC GREENSBORO *	DID NOT PLAY											
at Purdue	DID NOT PLAY											
KENT STATE	1-1	0-0	0-0	1-0	1	1	2	0	0	0	0	4
at Bradley	0-0	0-0	0-0	1-0	1	2	0	0	1	0	0	7
UNC ASHEVILLE	0-2	0-0	0-0	2-0	2	2	0	2	1	1	0	9
at N.C. State	0-0	0-0	0-0	0-1	1	4	0	0	0	0	0	8
at Chattanooga *	0-0	0-0	0-0	0-0	0	0	0	0	0	0	0	3
WOFFORD *	DID NOT PLAY											
at Davidson *	0-0	0-0	0-0	0-0	0	0	0	0	0	0	0	2
FURMAN *	DID NOT PLAY											
TOCCOA FALLS	6-9	0-1	2-3	6-3	9	0	14	0	0	2	3	18
at Appalachian State *	DID NOT PLAY											
ELON *	DID NOT PLAY											
at UNC Greensboro *	0-0	0-0	0-0	1-1	2	1	0	0	1	1	0	5
at Wofford *	0-1	0-0	0-0	1-0	1	0	0	0	0	0	0	1
CHATTANOOGA *	DID NOT PLAY											
GEORGIA SOUTHERN *	DID NOT PLAY											
at C. of Charleston *	DID NOT PLAY											
at Furman *	DID NOT PLAY											
THE CITADEL *	DID NOT PLAY											
at Elon *	DID NOT PLAY											
SAMFORD *	DID NOT PLAY											
APPALACHIAN STATE *	DID NOT PLAY											
SoCon Tournament	DID NOT PLAY											

#44 SMITHSON, Sam

YEAR	GP	GS	MIN	AVG	T O T A L			3-POINTERS			R E B O U N D S								PTS	AVG					
					FG	FGA	PCT	FG	FGA	PCT	FT	FTA	PCT	OFF	DEF	TOT	AVG	PF			FO	AST	TO	BLK	STL
2009-10	7	0	37	5.3	4	12	.333	0	0	.000	3	9	.333	4	4	8	1.1	4	0	0	5	1	2	11	1.6
2010-11	18	0	102	5.7	11	21	.524	0	0	.000	1	7	.143	10	14	24	1.3	17	0	2	9	3	3	23	1.3
2011-12	14	0	87	6.2	10	23	.435	0	1	.000	4	7	.571	19	6	25	1.8	16	0	3	7	6	3	24	1.7
TOTAL	39	0	226	5.8	25	56	.446	0	1	.000	8	23	.348	33	24	57	1.5	37	0	5	21	10	8	58	1.5

2011-12 CATAMOUNT INDIVIDUAL PERFORMANCES

2011-12 CATAMOUNT DOUBLE-FIGURE SCORING PERFORMANCES

NAME (TIMES FOR YR.)	PTS	OPPONENT (DATE)
Harouna Mutombo	11	at South Carolina (11/11/11)
Trey Sumler	11	at South Carolina (11/11/11)
Preston Ross	19	MONTREAT (11/15/11)
Trey Sumler	14	MONTREAT (11/15/11)
Tawaski King	14	MONTREAT (11/15/11)
Brandon Boggs	13	MONTREAT (11/15/11)
Keaton Cole	11	MONTREAT (11/15/11)
Harouna Mutombo	20	at Presbyterian (11/17/11)
Tawaski King	16	at Presbyterian (11/17/11)
Trey Sumler	16	at Presbyterian (11/17/11)
Keaton Cole	12	at Presbyterian (11/17/11)
Harouna Mutombo	19	at Iowa State (11/20/11)
Trey Sumler	14	at Iowa State (11/20/11)
Harouna Mutombo	21	at Northern Iowa (11/22/11)
Trey Sumler	10	at Northern Iowa (11/22/11)
Brandon Boggs	35	vs. Northern Colorado (11/25/11)
Harouna Mutombo	14	vs. Florida A&M (11/26/11)
Keaton Cole	14	vs. Florida A&M (11/26/11)
Preston Ross	13	vs. Florida A&M (11/26/11)
Harouna Mutombo	18	at Samford (12/1/11)
Brandon Boggs	17	at Samford (12/1/11)
Trey Sumler	15	at Samford (12/1/11)
Keaton Cole	15	at Samford (12/1/11)
Harouna Mutombo	18	UNCG (12/3/11)
Brandon Boggs	17	UNCG (12/3/11)
Keaton Cole	15	UNCG (12/3/11)
Trey Sumler	10	UNCG (12/3/11)
Harouna Mutombo	18	at Purdue (12/7/11)
Trey Sumler	15	at Purdue (12/7/11)
Keaton Cole	15	at Purdue (12/7/11)
Harouna Mutombo	21	KENT STATE (12/10/11)
Trey Sumler	19	KENT STATE (12/10/11)
Keaton Cole	13	at Bradley (12/20/11)
Harouna Mutombo	11	at Bradley (12/20/11)
Trey Sumler	11	at Bradley (12/20/11)
Brandon Boggs	10	at Bradley (12/20/11)
Harouna Mutombo	18	UNC ASHEVILLE (12/28/11)
Brandon Boggs	17	UNC ASHEVILLE (12/28/11)
Keaton Cole	13	UNC ASHEVILLE (12/28/11)
Ishmael Hollis	10	UNC ASHEVILLE (12/28/11)
Keaton Cole	12	at North Carolina State (12/31/11)
Keaton Cole	18	at Chattanooga (1/5/11)
Trey Sumler	13	at Chattanooga (1/5/11)
Keaton Cole	22	WOFFORD (1/7/12)
Trey Sumler	12	WOFFORD (1/7/12)
Harouna Mutombo	11	WOFFORD (1/7/12)
Preston Ross	10	WOFFORD (1/7/12)
Harouna Mutombo	17	at Davidson (1/12/12)
Brandon Boggs	13	at Davidson (1/12/12)
Trey Sumler	18	TOCCOA FALLS (1/17/11)
James Sinclair (1)	16	TOCCOA FALLS (1/17/11)
Keaton Cole	14	TOCCOA FALLS (1/17/11)
Sam Smithson (1)	14	TOCCOA FALLS (1/17/11)
Ishmael Hollis (2)	13	TOCCOA FALLS (1/17/11)
Tom Tankelewicz (1)	11	TOCCOA FALLS (1/17/11)
Preston Ross (4)	10	TOCCOA FALLS (1/17/11)
Tawaski King	10	TOCCOA FALLS (1/17/11)
Kenneth Hall (1)	10	TOCCOA FALLS (1/17/11)

NAME (TIMES FOR YR.)	PTS	OPPONENT (DATE)
Trey Sumler	17	at Appalachian State (1/21/11)
Brandon Boggs	16	at Appalachian State (1/21/11)
Tawaski King	13	at Appalachian State (1/21/11)
Harouna Mutombo	13	at Appalachian State (1/21/11)
Trey Sumler	18	ELON (1/26/12)
Tawaski King (5)	14	ELON (1/26/12)
Keaton Cole	13	ELON (1/26/12)
Trey Sumler (16)	22	at UNCG (1/28/12)
Keaton Cole	18	at UNCG (1/28/12)
Harouna Mutombo (15)	14	at UNCG (1/28/12)
Tawaski King	12	at UNCG (1/28/12)
Trey Sumler (17)	13	at Wofford (1/30/12)
Tawaski King (7)	12	at Wofford (1/30/12)
Keaton Cole (15)	10	at Wofford (1/30/12)
Brandon Boggs (9)	10	at Wofford (1/30/12)

2011-12 CATAMOUNT DOUBLE-DIGIT REBOUND PERFORMANCES

NAME (TIMES FOR YR.)	REBS	OPPONENT
Trey Sumler	10	at Presbyterian (11/17/11)
Tawaski King	14	vs. Florida A&M (11/26/11)
Trey Sumler (2)	11	at Samford (12/1/11)
Harouna Mutombo	12	at Purdue (12/7/11)
Ishmael Hollis (1)	10	at Bradley (12/20/11)
Harouna Mutombo (2)	13	UNC ASHEVILLE (12/28/11)
James Sinclair (1)	13	TOCCOA FALLS (1/17/11)
Tawaski King	11	ELON (1/26/12)
Tawaski King (3)	11	at UNCG (1/28/12)

2011-12 CATAMOUNT DOUBLE-DOUBLE PERFORMANCES

NAME (TIMES FOR YR.)	PTS	REBS/ASTS	OPPONENT
Trey Sumler	16	10 rebs	at Presbyterian (11/17/11)
Trey Sumler	15	11 rebs	at Samford (12/1/11)
Harouna Mutombo	18	12 rebs	at Purdue (12/7/11)
Harouna Mutombo (2)	18	13 rebs	UNC ASHEVILLE (12/28/11)
Trey Sumler (3)	13	12 asts	at Chattanooga (1/5/11)
James Sinclair (1)	16	13 rebs	TOCCOA FALLS (1/17/11)
Tawaski King	14	11 rebs	ELON (1/26/12)
Tawaski King (2)	12	11 rebs	at UNCG (1/28/12)

2011-12 CATAMOUNT MARGIN OF VICTORY / LOSS

	1	2	3	4	5	6	7	8	9	10	11	12	13	14	15	16	17	18	19	20	21	22	23	24	25	26+
WINS	9	1	-	-	2	-	-	1	-	-	1	-	-	-	-	1	-	-	1	-	-	-	-	-	-	2
LOSSES	14	-	1	2	-	1	-	-	1	-	-	1	-	-	-	1	1	-	-	1	1	-	-	-	1	3

2011-12 CATAMOUNT BASKETBALL BOX SCORES



Official Basketball Box Score - Game Totals - Final Statistics
Western Carolina vs South Carolina
11/11/11 7 p.m. at Columbia, S.C. (Colonial Life Arena)



Western Carolina 50 • 0-1

#	Player	Total		3-Ptr		Rebounds			PF	TP	A	TO	Blk	Stl	Min
		FG	FGA	FG	FGA	Off	Def	Tot							
32	KING, Tawaski	f	2-5	0-0	0-1	1	1	2	5	4	1	1	0	1	29
40	ROSS, Preston	f	0-2	0-2	1-2	0	0	0	1	1	0	1	0	0	12
05	SUMLER, Trey	g	2-5	2-3	5-6	1	2	3	2	11	4	5	0	1	35
22	MUTOMBO, Harouna	g	4-9	0-1	3-5	3	5	8	2	11	1	3	0	0	30
24	BOGGS, Brandon	g	3-8	1-4	0-0	2	1	3	2	7	1	3	2	1	28
00	TANKELEWICZ, Tom	g	2-5	1-2	1-2	2	2	4	1	6	0	0	0	1	14
01	HALL, Kenny	g	0-0	0-0	0-0	0	1	1	0	0	0	0	0	0	4
02	DUNFORD, Dillon	g	0-0	0-0	0-0	0	0	0	0	0	0	1	0	0	1
04	COLE, Keaton	g	3-9	2-6	0-0	0	1	1	0	8	3	5	0	3	28
25	SINCLAIR, James	g	1-1	0-0	0-0	0	0	0	0	2	0	0	0	0	3
33	HOLLIS, Ishmael	g	0-1	0-0	0-0	0	1	1	2	0	0	0	0	1	10
44	SMITHSON, Sam	g	0-2	0-0	0-0	1	0	1	0	0	0	2	0	0	6
	Team					3	1	4							
	Totals		17-47	6-18	10-16	13	16	29	17	50	10	19	4	8	200

FG % 1st Half: 9-22 40.9% 2nd half: 8-25 32.0% Game: 17-47 36.2% Deadball Rebounds 3.1
3FG % 1st Half: 2-8 25.0% 2nd half: 4-10 40.0% Game: 6-18 33.3%
FT % 1st Half: 5-9 55.6% 2nd half: 5-7 71.4% Game: 10-16 62.5%

South Carolina 75 • 1-0

#	Player	Total		3-Ptr		Rebounds			PF	TP	A	TO	Blk	Stl	Min
		FG	FGA	FG	FGA	Off	Def	Tot							
13	GILL, Anthony	f	6-7	1-1	1-2	2	2	4	2	14	1	1	0	0	23
24	COOKE, Malik	f	3-8	0-0	4-6	5	2	7	0	10	1	3	0	0	23
15	HARRIS, Damontre	f	1-4	0-0	1-2	1	0	1	4	3	0	1	2	0	19
30	JACKSON, Lakeem	g	2-4	0-0	1-1	2	8	10	2	5	0	0	0	3	21
32	LEONARD, Damion	g	2-10	1-5	0-0	1	0	1	5	0	1	1	1	1	22
01	WILLIAMS, Brenton	g	5-8	1-1	2-2	0	2	2	1	13	1	4	0	5	17
02	RICHARDSON, Brian	g	2-4	1-3	0-0	1	0	1	1	5	1	0	1	1	19
05	SMITH, Eric	g	4-6	1-2	0-2	0	0	0	0	9	4	1	0	0	19
33	SLAWSON, RJ	g	3-4	0-0	1-2	3	0	3	3	7	1	0	0	1	21
45	GEATHERS, Carlton	g	2-4	0-0	0-0	1	5	6	0	4	0	0	1	0	16
	Team					2	0	2							
	Totals		30-59	5-12	10-17	18	19	37	14	75	14	12	5	11	200

FG % 1st Half: 15-30 50.0% 2nd half: 15-29 51.7% Game: 30-59 50.8% Deadball Rebounds 1.2
3FG % 1st Half: 1-4 25.0% 2nd half: 4-8 50.0% Game: 5-12 41.7%
FT % 1st Half: 4-6 66.7% 2nd half: 6-11 54.5% Game: 10-17 58.8%

Officials: Mike Kitts, Brian Shey, Carlos Gonzalez
Technical fouls: Western Carolina-None. South Carolina-None.
Attendance: 9316
2011-12 Season Opener

Score by periods	1st	2nd	Total
Western Carolina	25	25	50
South Carolina	35	40	75

Points	In	Off	2nd	Fast	Bench
WCU	18	15	9	10	16
USC	46	22	20	19	38

Last FG - WCU 2nd-00:33, USC 2nd-01:11.
Largest lead - WCU by 1-13:26, USC by 27 2nd-01:11.

Score tied - 5 times.
Lead changed - 3 times.

GM 1

GM 2

GM 3

GM 4



Official Basketball Box Score - Game Totals - Final Statistics
Western Carolina vs Presbyterian
11/17/11 7:45 pm at Clinton, S.C. (Templeton Center)



Western Carolina 80 • 2-1

#	Player	Total		3-Ptr		Rebounds			PF	TP	A	TO	Blk	Stl	Min
		FG	FGA	FG	FGA	Off	Def	Tot							
32	KING, Tawaski	f	8-8	0-0	0-1	1	4	5	0	16	0	3	1	0	34
04	COLE, Keaton	g	4-8	3-7	1-2	0	2	2	3	12	2	0	0	3	34
05	SUMLER, Trey	g	5-9	0-0	6-6	3	7	10	2	16	3	4	0	0	36
22	MUTOMBO, Harouna	g	7-14	2-3	4-4	1	1	2	1	20	0	1	0	0	33
24	BOGGS, Brandon	g	3-10	0-2	3-4	1	0	1	2	9	0	0	0	0	30
00	TANKELEWICZ, Tom	g	0-2	0-0	0-0	0	0	0	0	0	1	0	1	0	10
01	HALL, Kenny	g	0-1	0-0	0-0	0	1	1	2	0	0	0	0	0	5
25	SINCLAIR, James	g	0-0	0-0	0-0	0	0	0	1	0	0	0	0	0	2
40	ROSS, Preston	g	3-6	1-3	0-0	3	4	7	2	7	0	0	0	0	15
44	SMITHSON, Sam	g	0-0	0-0	0-0	0	0	0	1	0	0	0	0	0	1
	Team					0	0	0							
	Totals		30-58	6-15	14-17	10	18	28	16	80	6	9	2	3	200

FG % 1st Half: 14-29 48.3% 2nd half: 16-29 55.2% Game: 30-58 51.7% Deadball Rebounds 2.2
3FG % 1st Half: 4-8 50.0% 2nd half: 2-7 28.6% Game: 6-15 40.0%
FT % 1st Half: 2-5 40.0% 2nd half: 12-12 100.0% Game: 14-17 82.4%

Presbyterian 73 • 2-2

#	Player	Total		3-Ptr		Rebounds			PF	TP	A	TO	Blk	Stl	Min
		FG	FGA	FG	FGA	Off	Def	Tot							
34	COLEMAN, AlLonzo	f	7-9	0-1	4-7	0	7	7	4	18	2	1	0	2	39
04	REYNOLDS, Jay	c	0-2	0-0	0-0	0	0	0	0	5	0	0	0	0	12
03	MILLER, Pierre	g	8-15	1-6	0-0	3	3	6	2	17	2	1	0	0	31
11	JOHNSON, Josh	g	7-10	4-6	0-0	0	2	2	2	18	0	1	0	1	30
24	MUTAKABBIR, Khalid	g	4-12	0-5	6-5	0	1	1	2	14	2	4	0	1	38
01	CLYBURN, Josh	g	1-2	0-0	1-2	1	4	5	1	3	0	1	0	0	17
02	DEIHL, Tyler	g	0-0	0-0	0-0	0	0	0	0	0	1	2	0	0	6
04	MCCRAY, Russell	g	0-0	0-0	0-0	0	0	0	0	0	0	0	0	0	0
05	HARGRAVE, Ryan	g	0-1	0-1	1-2	1	1	2	1	1	1	0	0	0	0
13	TRUSS, William	g	0-0	0-0	0-0	0	0	0	0	0	0	0	0	0	1
20	McTAVISH, Ryan	g	0-0	0-0	0-0	0	0	0	0	0	0	0	0	0	6
33	WASHINGTON, Eric	g	0-0	0-0	2-2	0	1	1	0	2	0	0	0	0	9
	Team					0	0	0							
	Totals		27-51	5-19	14-19	5	19	24	17	73	8	11	0	4	200

FG % 1st Half: 11-22 50.0% 2nd half: 16-29 55.2% Game: 27-51 52.9% Deadball Rebounds 4
3FG % 1st Half: 1-5 20.0% 2nd half: 4-14 28.6% Game: 5-19 26.3%
FT % 1st Half: 5-6 83.3% 2nd half: 9-13 69.2% Game: 14-19 73.7%

Officials: Geoff Brooks, Matt DiPiro, Jamie Luekie
Technical fouls: Western Carolina-None. Presbyterian-None.
Attendance: 684

Score by periods	1st	2nd	Total
Western Carolina	34	46	80
Presbyterian	28	45	73

Points	In	Off	2nd	Fast	Bench
WCU	36	7	10	2	7
PC	38	13	6	8	6

Last FG - WCU 2nd-01:21, PC 2nd-00:00.
Largest lead - WCU by 13 2nd-05:08, PC by 2 1st-19:09.

Score tied - 0 times.
Lead changed - 3 times.



Official Basketball Box Score - Game Totals - Final Statistics
Montreat vs Western Carolina
11/15/11 7:00 p.m. at Cullowhee, N.C. (Ramsey Center)



Montreat 63 • 1-6,0-0

#	Player	Total		3-Ptr		Rebounds			PF	TP	A	TO	Blk	Stl	Min
		FG	FGA	FG	FGA	Off	Def	Tot							
10	LaBris Adams	*	4-11	0-0	4-7	6	2	8	3	12	4	5	0	1	31
14	Cameron Hayes	*	1-4	0-2	0-0	1	2	3	1	2	0	2	0	0	17
25	Dustin Harris	*	7-11	0-0	2-6	1	6	7	4	16	0	8	0	3	34
30	Tyler Buff	*	7-12	4-7	2-3	1	5	6	1	20	2	3	0	3	30
32	Mutombo Yombo	*	1-7	0-0	2-4	1	1	2	3	4	0	0	0	0	11
01	Giles Mack	*	0-0	0-0	0-0	1	1	0	1	0	0	1	0	0	4
02	Brandon Dockery	*	1-5	0-1	1-1	0	0	0	1	3	0	1	0	0	16
03	Jarquise Lucas	*	0-1	0-1	2-2	0	1	1	5	2	0	4	0	0	5
04	Ian McVay	*	0-1	0-0	0-0	0	0	0	1	0	0	0	0	0	5
11	Terrell Mosley	*	0-3	0-2	1-2	0	0	0	1	1	1	0	0	0	18
12	Daniel Kehler	*	0-0	0-0	1-2	1	1	2	1	1	1	3	0	1	10
22	Tyler Hawkins	*	0-0	0-0	0-0	0	0	0	0	0	0	0	0	0	3
40	Christian Tonkins	*	1-4	0-0	0-0	0	1	1	1	2	0	0	0	0	16
	Team					1	3	4							
	Totals		22-59	4-13	15-27	13	22	35	22	63	8	28	0	8	200

FG % 1st Half: 10-31 32.3% 2nd half: 12-28 42.9% Game: 22-59 37.3% Deadball Rebounds 7
3FG % 1st Half: 1-5 20.0% 2nd half: 3-8 37.5% Game: 4-13 30.8%
FT % 1st Half: 4-6 66.7% 2nd half: 11-21 52.4% Game: 15-27 55.6%

Western Carolina 109 • 1-1,0-0

#	Player	Total		3-Ptr		Rebounds			PF	TP	A	TO	Blk	Stl	Min
		FG	FGA	FG	FGA	Off	Def	Tot							
04	COLE, Keaton	*	3-7	3-6	2-2	0	2	2	1	11	2	2	0	0	23
05	SUMLER, Trey	*	6-9	2-4	0-0	0	2	2	3	14	6	1	0	1	23
22	MUTOMBO, Harouna	*	3-7	1-1	1-1	3	4	7	0	8	4	1	1	0	21
24	BOGGS, Brandon	*	5-9	1-3	2-2	1	3	4	1	13	1	1			

2011-12 CATAMOUNT BASKETBALL BOX SCORES



Official Basketball Box Score - Game Totals - Final Statistics Western Carolina vs Northern Iowa 11/22/11 7:00 PM at Cedar Falls, Iowa (McLeod Center)



Western Carolina 39 • 2-3

#	Player	Total		3-Ptr		Rebounds			PF	TP	A	TO	Blk	Stl	Min
		FG	FGA	FG	FGA	Off	Def	Tot							
04	COLE, Keaton	0	3	0	0	1	2	3	0	0	1	0	0	0	23
05	SUMLER, Trey	3	11	2	5	0	0	3	10	1	4	0	1	0	40
22	MUTOMBO, Harouna	8	15	0	3	1	4	5	1	21	0	0	0	0	38
24	BOGGS, Brandon	2	9	0	2	0	5	2	5	1	1	0	0	1	29
32	KING, Tawaski	0	4	0	0	0	1	0	3	0	6	0	0	1	22
00	TANKLEWICZ, Tom	0	3	0	0	1	1	2	0	0	0	0	0	1	12
01	HALL, Kenneth	1	1	0	0	0	2	2	0	2	0	0	1	0	17
40	ROSS, Preston	0	1	0	1	2	3	4	0	1	2	0	0	1	19
	Team					2	0	2			1				
Totals		14	47	2	17	9	12	26	13	39	4	13	2	4	200

FG % 1st Half: 7-25 28.0% 2nd half: 7-22 31.8% Game: 14-47 29.8%
 3FG % 1st Half: 1-6 16.7% 2nd half: 1-11 9.1% Game: 2-17 11.8%
 FT % 1st Half: 2-4 50.0% 2nd half: 7-8 87.5% Game: 9-12 75.0%

Northern Iowa 59 • 3-1

#	Player	Total		3-Ptr		Rebounds			PF	TP	A	TO	Blk	Stl	Min
		FG	FGA	FG	FGA	Off	Def	Tot							
01	Mitchell, Deon	2	4	0	1	2	2	1	6	2	3	0	0	0	22
10	Tuttle, Seth	7	9	0	0	0	3	4	1	14	3	1	1	1	21
13	Moran, Johnny	2	6	2	5	0	0	1	6	1	1	0	0	0	26
20	Koch, Jake	3	4	1	2	2	0	9	1	9	3	0	4	3	24
52	James, Anthony	3	8	0	2	0	2	2	1	6	1	0	0	1	24
04	Rank, Chip	2	3	0	1	0	0	0	4	0	1	0	0	13	
12	Singleton, Marvin	1	1	0	0	1	2	3	3	8	2	2	0	0	12
21	Morrison, Matt	0	2	0	0	0	0	0	1	0	0	0	0	9	
23	Sonnen, Marc	2	5	2	3	2	0	3	3	8	2	2	0	1	22
24	Marino, Max	0	2	0	0	0	0	0	1	0	0	0	0	15	
33	Pehl, Austin	0	1	0	0	0	2	2	0	0	0	0	0	4	
34	Lange, Tyler	1	2	0	0	0	0	1	3	0	1	0	0	8	
	Team					0	1	1							
Totals		23	47	5	17	8	24	32	15	59	12	12	5	6	200

FG % 1st Half: 10-23 43.5% 2nd half: 13-24 54.2% Game: 23-47 48.9%
 3FG % 1st Half: 2-8 25.0% 2nd half: 3-9 33.3% Game: 5-17 29.4%
 FT % 1st Half: 7-10 70.0% 2nd half: 1-1 100.0% Game: 8-11 72.7%

Officials: Frank Raposo, Scott Smith, Jeremy Mosier
 Technical fouls: Western Carolina-None. Northern Iowa-None.
 Attendance: 3620

Score by periods	1st	2nd	Total
Western Carolina	17	22	39
Northern Iowa	29	30	59

Last FG - WCU 2nd-03:39, NIO 2nd-07:20.
 Largest lead - WCU None, NIO by 35 2nd-07:20.

Score tied - 1 time.
 Lead changed - 0 times.



Official Basketball Box Score - Game Totals - Final Statistics Western Carolina vs Northern Colorado 11/25/11 2:30 pm at SPI, Texas (SPI Convention Center)



Western Carolina 57 • 2-4

#	Player	Total		3-Ptr		Rebounds			PF	TP	A	TO	Blk	Stl	Min	
		FG	FGA	FG	FGA	Off	Def	Tot								
22	MUTOMBO, Harouna	2	10	0	2	0	1	1	2	4	2	4	1	1	1	27
32	KING, Tawaski	2	5	0	0	3	6	2	5	7	1	7	1	2	0	31
04	COLE, Keaton	2	7	1	5	1	2	0	0	0	2	6	1	1	0	24
05	SUMLER, Trey	1	11	1	6	0	1	2	3	2	3	2	4	0	4	32
04	BOGGS, Brandon	12	23	5	8	6	7	2	4	6	3	35	2	1	0	33
00	TANKLEWICZ, Tom	0	0	0	0	0	0	0	0	0	0	0	0	0	1	
01	HALL, Kenneth	0	0	0	0	0	3	6	1	0	1	0	2	0	23	
25	SINCLAIR, James	0	1	0	0	0	0	0	0	0	0	0	0	0	6	
33	HOLLIS, Ishmael	1	2	0	0	0	0	0	0	1	2	0	1	1	0	
40	ROSS, Preston	0	3	0	1	2	3	4	0	0	1	2	3	0	19	
	Team					3	2	5								
Totals		20	62	7	24	10	16	14	20	34	17	57	8	13	5	200

FG % 1st Half: 6-28 21.4% 2nd half: 14-34 41.2% Game: 20-62 32.3%
 3FG % 1st Half: 2-5 40.0% 2nd half: 5-13 38.5% Game: 7-24 29.2%
 FT % 1st Half: 2-5 40.0% 2nd half: 8-11 72.7% Game: 10-16 62.5%

Northern Colorado 74 • 1-4

#	Player	Total		3-Ptr		Rebounds			PF	TP	A	TO	Blk	Stl	Min	
		FG	FGA	FG	FGA	Off	Def	Tot								
22	HUSKISSON, Tim	3	6	1	2	0	2	3	5	0	7	2	0	0	0	17
31	OSBORNE, Connor	6	7	0	0	4	6	1	2	3	16	0	2	0	0	17
41	PROCTOR, Mike	4	7	0	2	2	5	7	0	10	2	2	0	1	29	
03	GARNICA, Paul	2	8	0	1	5	1	4	5	4	9	3	4	1	28	
15	UNRUH, Tate	4	6	1	1	1	2	3	1	10	1	2	0	0	22	
05	SVIHOVEC, Tevin	3	10	1	1	0	0	1	2	7	0	1	0	0	18	
11	LLOYD, Elliott	2	3	2	3	0	0	2	2	6	1	3	1	1	24	
13	HAWK-HARRIS, Aaron	0	3	0	1	0	0	3	3	1	0	0	0	1	9	
21	KEANE, Brendan	0	2	0	0	0	1	0	1	2	0	2	0	0	10	
24	ADDO, Emmanuel	3	5	0	1	3	2	6	8	1	9	1	1	1	22	
25	DOUVIER, Bryce	0	1	0	0	0	2	2	0	2	0	1	0	0	4	
	Team					1	2	3								
Totals		27	58	5	11	15	17	12	31	43	16	74	14	15	3	200

FG % 1st Half: 9-26 34.6% 2nd half: 18-32 56.3% Game: 27-58 46.6%
 3FG % 1st Half: 2-5 40.0% 2nd half: 3-6 50.0% Game: 5-11 45.5%
 FT % 1st Half: 6-6 100.0% 2nd half: 9-11 81.8% Game: 15-17 88.2%

Officials: Pat Boeh, Jason Baker, Alfred Smith
 Technical fouls: Western Carolina-None. Northern Colorado-None.
 Attendance: 305
 Game 2 of South Padre Island Invitational

Score by periods	1st	2nd	Total
Western Carolina	16	41	57
Northern Colorado	26	48	74

Last FG - WCU 2nd-00:50, NCO 2nd-01:33.
 Largest lead - WCU by 3 1st-18:08, NCO by 21 2nd-05:03.

Score tied - 2 times.
 Lead changed - 2 times.

GM 5

GM 6

GM 7

GM 8



Official Basketball Box Score - Game Totals - Final Statistics Western Carolina vs Florida A&M 11/26/11 1:00 pm at SPI, Texas (SPI Convention Center)



Western Carolina 62 • 3-4

#	Player	Total		3-Ptr		Rebounds			PF	TP	A	TO	Blk	Stl	Min
		FG	FGA	FG	FGA	Off	Def	Tot							
22	MUTOMBO, Harouna	5	9	2	4	2	1	3	4	1	14	2	1	0	29
32	KING, Tawaski	3	11	0	0	1	7	7	14	3	7	2	0	0	31
04	COLE, Keaton	4	8	4	8	2	1	2	3	14	2	3	0	3	27
24	BOGGS, Brandon	3	11	1	4	1	5	6	4	8	3	3	0	0	22
40	ROSS, Preston	6	10	0	0	1	2	6	2	13	3	3	1	1	33
00	TANKLEWICZ, Tom	0	1	0	0	0	2	2	0	0	0	0	0	0	2
01	HALL, Kenneth	0	0	0	0	0	1	1	4	0	0	1	0	0	13
02	DUNFORD, Dillon	0	0	0	0	0	0	0	0	0	0	0	0	0	1
05	SUMLER, Trey	2	4	0	1	0	1	3	4	1	4	4	0	3	25
25	SINCLAIR, James	1	3	0	2	0	1	0	1	2	0	0	1	0	14
33	HOLLIS, Ishmael	0	1	0	0	0	0	0	1	0	0	0	0	0	2
44	SMITHSON, Sam	0	0	0	0	0	0	0	0	0	0	1	0	0	1
	Team					1	2	3							
Totals		24	58	7	20	7	16	27	44	18	62	17	18	2	200

FG % 1st Half: 14-35 40.0% 2nd half: 10-23 43.5% Game: 24-58 41.4%
 3FG % 1st Half: 5-14 35.7% 2nd half: 2-6 33.3% Game: 7-20 35.0%
 FT % 1st Half: 2-4 50.0% 2nd half: 5-12 41.7% Game: 7-16 43.8%

Florida A&M 46 • 0-6

#	Player	Total		3-Ptr		Rebounds			PF	TP	A	TO	Blk	Stl	Min	
		FG	FGA	FG	FGA	Off	Def	Tot								
12	LEWIS, Reggie	5	14	4	8	0	0	1	2	3	1	14	0	3	0	37
42	CROWDER, Yarnick	2	4	0	0	7	10	4	7							

2011-12 CATAMOUNT BASKETBALL BOX SCORES



Official Basketball Box Score - Game Totals - Final Statistics
 UNC Greensboro vs Western Carolina
 12/3/11 4:30 p.m. at Cullowhee, N.C. (Ramsey Center)



UNC Greensboro 69 • 2-6, 0-2 SoCon

#	Player	Total FG-FGA	3-Ptr FG-FGA	FT-FTA	Rebounds			PF	TP	A	TO	Blk	Stl	Min	
					Off	Def	Tot								
15	SIMPSON, Trevis	4-11	1-3	3-5	0	4	4	3	12	1	1	0	0	30	
41	BRACKETT, Aaron	5-9	0-1	3-4	2	11	13	3	13	1	1	2	0	37	
00	WILLIAMS, David	3-3	0-0	0-0	1	5	6	4	6	0	4	0	1	20	
01	PARKER, Drew	4-5	4-5	2-2	0	2	2	2	14	4	3	0	1	26	
03	ARMSTRONG, Derrell	4-15	0-4	1-2	1	3	5	3	13	3	1	1	1	29	
11	VANDUSSEN, Korey	3-5	2-3	1-2	1	1	2	1	9	1	1	0	0	25	
12	RANDALL, Kyle	1-3	0-0	0-0	0	0	0	2	2	0	0	0	0	18	
13	HENRY, Aloysius	0-1	0-0	0-0	0	0	0	0	0	0	0	0	0	2	
31	PAULOS, Nicholas	0-2	0-2	0-0	0	1	1	0	0	0	0	0	0	8	
51	HOFFER, Taylor	0-1	0-0	0-0	1	0	1	2	0	0	1	0	0	5	
Team				3		3									
Totals		24-55	7-18	14-20	10	27	37	20	69	10	12	3	3	200	

FG % 1st Half: 13-32 40.6% 2nd half: 11-23 47.8% Game: 24-55 43.6%
 3FG % 1st Half: 6-11 54.5% 2nd half: 1-7 14.3% Game: 7-18 38.9%
 FT % 1st Half: 4-5 80.0% 2nd half: 10-15 66.7% Game: 14-20 70.0%

Western Carolina 73 • 5-4, 2-0 SoCon

#	Player	Total FG-FGA	3-Ptr FG-FGA	FT-FTA	Rebounds			PF	TP	A	TO	Blk	Stl	Min	
					Off	Def	Tot								
32	KING, Tawaski	2-6	0-0	0-0	2	1	3	4	4	0	1	0	0	25	
40	ROSS, Preston	2-4	0-1	0-0	3	2	5	4	4	0	3	0	0	14	
05	SUMLER, Trey	3-12	0-4	4-4	2	7	9	4	10	8	2	1	0	39	
22	MUTOMBO, Harouna	4-12	1-2	9-11	3	4	7	2	18	2	0	0	2	32	
24	BOGGS, Brandon	6-12	4-6	1-2	3	5	8	1	17	2	1	2	1	30	
00	TANKLEWICZ, Tom	0-1	0-1	0-0	0	0	0	0	0	0	0	0	0	3	
01	HALL, Kenneth	1-3	0-0	1-2	0	3	3	2	3	1	1	1	0	20	
04	COLE, Keaton	5-10	5-10	0-0	1	2	3	2	15	0	0	0	1	26	
25	SINCLAIR, James	0-0	0-0	0-1	0	1	1	0	0	0	0	1	0	3	
33	HOLLIS, Ishmael	1-1	0-0	0-0	0	1	1	1	2	0	0	0	1	8	
Team				0		0									
Totals		24-61	10-24	15-20	14	26	40	20	73	13	9	5	5	200	

FG % 1st Half: 12-28 42.9% 2nd half: 12-33 36.4% Game: 24-61 39.3%
 3FG % 1st Half: 7-15 46.7% 2nd half: 3-9 33.3% Game: 10-24 41.7%
 FT % 1st Half: 3-7 42.9% 2nd half: 12-13 92.3% Game: 15-20 75.0%

Officials: Sam Croft, Todd Austin, Scott Smith
 Technical fouls: UNC Greensboro-None. Western Carolina-None.
 Attendance: 1637

Score by periods	1st	2nd	Total
UNC Greensboro	36	33	69
Western Carolina	34	39	73

Last FG - UNC 2nd-00:16, WCU 2nd-00:16.
 Largest lead - UNC by 7 1st-13:31, WCU by 9 2nd-04:50.

Score tied - 4 times.
 Lead changed - 9 times.



Official Basketball Box Score - Game Totals - Final Statistics
 Western Carolina vs Purdue
 12/07/11 7:30 pm at West Lafayette, Ind. (Mackey Arena)



Western Carolina 60 • 5-5

#	Player	Total FG-FGA	3-Ptr FG-FGA	FT-FTA	Rebounds			PF	TP	A	TO	Blk	Stl	Min	
					Off	Def	Tot								
32	KING, Tawaski	0-3	0-0	0-0	0	0	0	1	0	0	1	0	0	26	
05	SUMLER, Trey	6-14	3-6	0-0	3	5	8	2	15	1	4	0	1	40	
22	MUTOMBO, Harouna	5-11	0-0	8-13	4	8	12	4	18	1	3	1	3	33	
24	BOGGS, Brandon	2-7	1-2	0-0	1	2	3	5	0	3	1	2	17		
40	ROSS, Preston	0-2	0-1	0-0	0	1	1	0	0	0	1	1	0	9	
00	TANKLEWICZ, Tom	0-1	0-0	2-2	0	0	0	0	2	0	0	0	0	1	
01	HALL, Kenneth	1-2	0-0	0-0	4	1	5	4	2	1	2	2	0	20	
04	COLE, Keaton	6-10	3-6	0-1	1	2	3	5	15	3	5	0	0	30	
25	SINCLAIR, James	0-1	0-1	0-0	0	0	0	0	0	0	0	0	1	12	
33	HOLLIS, Ishmael	1-6	1-5	0-0	1	1	2	0	3	2	0	0	1	12	
Team				3		5									
Totals		21-57	8-21	10-17	17	22	39	24	60	9	19	6	8	200	

FG % 1st Half: 12-27 44.4% 2nd half: 9-30 30.0% Game: 21-57 36.8%
 3FG % 1st Half: 4-9 44.4% 2nd half: 4-12 33.3% Game: 8-21 38.1%
 FT % 1st Half: 1-1 100.0% 2nd half: 9-16 56.3% Game: 10-17 58.8%

Purdue 65 • 8-2

#	Player	Total FG-FGA	3-Ptr FG-FGA	FT-FTA	Rebounds			PF	TP	A	TO	Blk	Stl	Min	
					Off	Def	Tot								
44	Hummel, Robbie	6-16	2-6	5-6	3	4	7	3	19	4	3	2	1	35	
12	Barlow, Kelsey	2-8	0-0	2-4	6	3	9	5	6	2	2	1	2	27	
23	Jackson, Lewis	3-6	0-2	9-12	0	4	4	1	15	1	3	0	0	24	
24	Smith, Ryne	3-7	3-7	0-0	1	5	6	1	9	1	1	0	3	33	
55	Marcus, Sandi	0-1	0-0	0-0	2	1	3	0	0	0	1	0	0	8	
00	Johnson, Terone	3-8	1-2	0-3	1	3	4	3	7	1	1	1	3	25	
01	Johnson, Anthony	1-3	0-1	1-3	2	1	3	1	3	0	1	0	0	15	
21	Byrd, D.J.	0-0	0-0	0-0	0	0	0	0	2	0	2	0	1	6	
34	Lawson, Jacob	2-3	0-0	2-7	0	0	0	3	6	1	0	3	0	21	
50	Carroll, Travis	0-0	0-0	0-1	0	0	0	1	0	0	1	0	0	6	
Team				3		3									
Totals		20-52	6-18	19-36	18	21	39	20	65	10	15	7	10	200	

FG % 1st Half: 7-30 23.3% 2nd half: 13-22 59.1% Game: 20-52 38.5%
 3FG % 1st Half: 2-10 20.0% 2nd half: 4-8 50.0% Game: 6-18 33.3%
 FT % 1st Half: 5-10 50.0% 2nd half: 14-26 53.8% Game: 19-36 52.8%

Officials: Mike Eades, Bill Ek, Frank Spencer
 Technical fouls: Western Carolina-None. Purdue-None.
 Attendance: 13904

Score by periods	1st	2nd	Total
Western Carolina	29	31	60
Purdue	21	44	65

Last FG - WCU 2nd-00:30, PUR 2nd-03:08.
 Largest lead - WCU by 8 1st-00:14, PUR by 9 2nd-06:50.

Score tied - 5 times.
 Lead changed - 5 times.

GM 9

GM 10

GM 11

GM 12



Official Basketball Box Score - Game Totals - Final Statistics
 Kent State vs Western Carolina
 12/10/11 2:00 p.m. at Cullowhee, N.C. (Ramsey Center)



Kent State 58 • 7-1

#	Player	Total FG-FGA	3-Ptr FG-FGA	FT-FTA	Rebounds			PF	TP	A	TO	Blk	Stl	Min	
					Off	Def	Tot								
34	GREENE, Justin	5-11	0-0	2-4	3	6	9	1	12	0	5	1	1	31	
33	MANN, Justin	1-3	0-0	0-0	2	3	5	3	2	0	1	0	0	14	
01	GAINES, Eric	2-5	1-2	2-2	1	0	1	2	7	0	0	1	1	24	
02	PORRINI, Michael	3-7	1-2	4-5	1	1	2	1	11	1	2	0	0	29	
03	HOLT, Randal	2-4	0-2	0-0	0	1	1	0	4	2	2	0	2	23	
05	EVANS, Chris	2-7	0-2	2-3	2	6	8	2	6	0	3	0	1	25	
11	GUYTON, Carlton	5-11	1-4	2-2	0	1	1	2	13	3	2	0	1	31	
13	HENNINGER, Mark	0-0	0-0	0-0	0	0	0	0	0	0	0	0	0	2	
15	BREWER, Kris	0-1	0-0	0-0	0	1	1	0	0	0	1	0	0	6	
23	JACKSON, Patrick	1-3	1-3	0-0	1	5	6	0	3	0	4	0	1	15	
Team				2		4									
Totals		21-52	4-15	12-16	12	26	38	11	58	6	21	2	7	200	

FG % 1st Half: 10-21 47.6% 2nd half: 11-31 35.5% Game: 21-52 40.4%
 3FG % 1st Half: 4-6 66.7% 2nd half: 0-9 0.0% Game: 4-15 26.7%
 FT % 1st Half: 4-5 80.0% 2nd half: 8-11 72.7% Game: 12-16 75.0%

Western Carolina 56 • 5-6

#	Player	Total FG-FGA	3-Ptr FG-FGA	FT-FTA	Rebounds			PF	TP	A	TO	Blk	Stl	Min
					Off	Def	Tot							
01	HALL, Kenneth	0-2	0-0	0-0	1	0	1	2	0	1	0	4	2	20
32	KING, Tawaski	1-5	0-0	0-0	0	3	3	2	2	0	4	0	0	31
05	SUMLER, Trey	7-12	2-4	3-4	2	6	8	1	19	5	3	0	0	37
22	MUTOMBO, Harouna	7-11	2-4	5-6	1	4	5	4	21	0	4	0	3	33
24	BOGGS, Brandon	0-7	0-3	0-0	1	3	4	1	0	1	1	2	1	26
00	TANKLEWICZ, Tom	1-2	1-2	0-0	0	0	0	0	3	0	0	0	0	6
04	COLE, Keaton	3-8	3-7	0-0	0	3	3	0	9	0	3	0	0	27
25	SINCLAIR, James	0-1	0-1	0-0	0	0	0	1	0	0	0	0	0	

2011-12 CATAMOUNT BASKETBALL BOX SCORES



Official Basketball Box Score - Game Totals - Final Statistics
 UNC Asheville vs Western Carolina
 12/28/11 6:00 p.m. at Cullowhee, N.C. (Ramsey Center)



UNC Asheville 67 • 6-6

#	Player	F	Total			3-Ptr			Rebounds			PF	TP	A	TO	Blk	Stl	Min
			FG	FGA	FT	FTA	FG	FGA	FT	FTA	Off							
15	ATKINSON, Jeremy	f	4	9	0	1	8	1	1	2	5	6	1	0	0	2	39	
32	JACKSON, Quinard	f	0	1	0	0	1	1	2	1	2	1	1	0	0	20		
50	HARN, Jeremy	g	2	3	0	0	3	1	5	6	2	4	1	0	0	16		
02	DICKEY, Matt	g	8	15	3	7	4	5	2	3	2	23	2	3	0	38		
23	HORNBSBY, Keith	g	0	2	0	0	0	1	1	3	0	0	1	0	0	11		
03	PRIMM, J.P.	g	2	11	0	4	2	2	0	1	4	6	1	5	0	25		
04	STEPHENSON Chris	g	5	13	0	3	5	8	13	3	15	2	4	0	1	34		
22	LITTLEJOHN, Corey	g	0	0	0	0	0	0	0	0	0	0	0	0	0	1		
45	ROBERTS, Jaleel	g	0	1	0	0	0	1	2	0	0	0	1	0	1	8		
55	MEYER, Trent	g	1	2	0	1	0	0	0	1	2	1	1	0	1	8		
Team										1	0	1						
Totals			22	57	3	16	20	31	12	21	33	22	67	9	15	1	200	

FG % 1st Half: 8-25 32.0% 2nd half: 14-32 43.8% Game: 22-57 38.6% Deadball Rebounds 4
 3FG % 1st Half: 2-9 22.2% 2nd half: 1-7 14.3% Game: 3-16 18.8%
 FT % 1st Half: 7-13 53.8% 2nd half: 13-18 72.2% Game: 20-31 64.5%

Western Carolina 86 • 7-6

#	Player	F	Total			3-Ptr			Rebounds			PF	TP	A	TO	Blk	Stl	Min
			FG	FGA	FT	FTA	FG	FGA	FT	FTA	Off							
32	KING, Tawaski	f	3	8	0	0	1	1	2	5	6	0	2	0	0	18		
33	HOLLIS, Ishmael	f	4	7	2	5	0	0	2	3	10	0	0	0	0	17		
05	SUMLER, Trey	g	2	2	0	0	4	4	2	4	8	4	5	0	1	22		
22	MUTOMBO, Harouna	g	7	16	0	1	4	6	3	18	4	4	0	2	32			
24	BOGGS, Brandon	g	7	9	2	4	1	2	4	3	17	4	3	0	29			
00	TANKELEWICZ, Tom	g	2	2	1	1	3	4	4	3	8	0	2	1	15			
01	HALL, Kenneth	g	0	1	0	1	2	2	2	2	1	1	0	5	13			
04	COLE, Keaton	g	4	6	3	5	2	2	2	13	3	0	0	2	28			
25	SINCLAIR, James	g	0	0	0	0	0	0	0	0	0	1	0	0	3			
40	ROSS, Preston	g	2	4	1	1	0	0	5	6	2	5	0	0	14			
44	SMITHSON, Sam	g	0	2	0	0	2	0	2	0	2	1	1	0	9			
Team										1	1	2						
Totals			31	57	9	17	15	22	11	31	42	28	86	19	17	7	200	

FG % 1st Half: 17-31 54.8% 2nd half: 14-26 53.8% Game: 31-57 54.4% Deadball Rebounds 2
 3FG % 1st Half: 6-11 54.5% 2nd half: 3-6 50.0% Game: 9-17 52.9%
 FT % 1st Half: 0-1 0.0% 2nd half: 15-21 71.4% Game: 15-22 68.2%

Officials: Lee Cassell, Ron Groover, Samuel Croft
 Technical fouls: UNC Asheville-JACKSON, Quinard. Western Carolina-SUMLER, Trey. TEAM.
 Attendance: 1511

Score by periods	1st	2nd	Total
UNC Asheville	25	42	67
Western Carolina	40	46	86

Last FG - UNC Asheville 2nd-01:06, WCU 2nd-00:57.
 Largest lead - UNC Asheville by 3 1st-17:55, WCU by 19 2nd-00:20.

	In	Off	2nd	Fast	Bench
Points	Paint	T/O	Chance	Break	
UNC Asheville	36	15	10	8	23
WCU	36	13	12	8	27

Score tied - 3 times.
 Lead changed - 1 time.

GM 13

GM 14

GM 15

GM 16



Official Basketball Box Score - Game Totals - Final Statistics
 Western Carolina vs Chattanooga
 01/05/12 7:05 p.m. at Chattanooga, Tenn. (McKenzie Arena)



Western Carolina 62 • 7-8, 2-1 SoCon

#	Player	F	Total			3-Ptr			Rebounds			PF	TP	A	TO	Blk	Stl	Min
			FG	FGA	FT	FTA	FG	FGA	FT	FTA	Off							
32	KING, Tawaski	f	1	1	0	0	2	2	4	2	2	0	3	0	1	18		
40	ROSS, Preston	f	3	4	0	0	1	1	2	3	4	7	1	0	0	34		
05	SUMLER, Trey	g	5	16	3	11	0	0	1	3	13	12	0	0	0	40		
22	MUTOMBO, Harouna	g	3	7	1	2	0	3	4	4	7	2	3	2	29			
24	BOGGS, Brandon	g	1	7	0	1	4	2	3	0	3	1	0	0	18			
00	TANKELEWICZ, Tom	g	1	1	1	1	0	0	0	0	3	0	0	0	6			
01	HALL, Kenneth	g	0	1	0	0	0	2	3	0	0	0	0	2	19			
04	COLE, Keaton	g	6	16	0	0	2	2	1	18	1	2	0	1	29			
25	SINCLAIR, James	g	0	1	0	0	0	1	1	0	0	0	1	0	5			
33	HOLLIS, Ishmael	g	4	6	1	3	0	0	2	9	0	1	0	0	19			
44	SMITHSON, Sam	g	0	0	0	0	0	0	0	0	0	0	0	0	3			
Team										2	2							
Totals			24	60	12	35	2	8	18	26	20	62	17	10	5	200		

FG % 1st Half: 14-29 48.3% 2nd half: 10-31 32.3% Game: 24-60 40.0% Deadball Rebounds 4
 3FG % 1st Half: 9-20 45.0% 2nd half: 3-15 20.0% Game: 12-35 34.3%
 FT % 1st Half: 1-2 50.0% 2nd half: 1-6 16.7% Game: 2-8 25.0%

Chattanooga 78 • 7-9, 1-2 SoCon

#	Player	F	Total			3-Ptr			Rebounds			PF	TP	A	TO	Blk	Stl	Min
			FG	FGA	FT	FTA	FG	FGA	FT	FTA	Off							
00	WATTAD, Omar	f	4	11	3	6	1	2	3	6	0	12	2	6	0	2	35	
20	ZLOVARIC, Drazen	f	9	13	0	0	1	2	4	8	12	2	19	2	0	0	30	
03	BURROUGHS, Jahmal	f	2	3	0	0	2	4	1	5	1	4	1	1	0	0	19	
03	BELL, Keegan	g	3	9	2	6	0	2	1	3	4	0	8	12	2	0	37	
22	TAYLOR, Ricky	g	5	12	0	2	5	6	8	8	0	15	1	2	0	1	32	
02	HAMPTON, Dontay	g	2	4	1	2	6	9	2	3	1	11	0	0	0	11		
11	WHITE, Ronrico	g	0	0	0	0	0	0	0	0	0	0	1	0	0	5		
30	MASON, Z.	g	3	7	0	3	4	5	9	2	9	0	0	1	0	23		
34	BRYANT, Jared	g	0	0	0	0	0	0	0	0	0	0	0	1	0	8		
Team										2	3							
Totals			28	59	6	16	27	30	50	8	78	19	12	1	5	200		

FG % 1st Half: 12-27 44.4% 2nd half: 16-32 50.0% Game: 28-59 47.5% Deadball Rebounds 4
 3FG % 1st Half: 3-8 37.5% 2nd half: 3-8 37.5% Game: 6-16 37.5%
 FT % 1st Half: 9-16 56.3% 2nd half: 7-11 63.6% Game: 16-27 59.3%

Officials: Gary Maxwell, Chris King, John Hampton
 Technical fouls: Western Carolina-None. Chattanooga-None.
 Attendance: 2554

Score by periods	1st	2nd	Total
Western Carolina	38	24	62
Chattanooga	36	42	78

Last FG - WCU 2nd-00:31, UTC 2nd-01:23.
 Largest lead - WCU by 7 1st-06:23, UTC by 16 2nd-00:39.

	In	Off	2nd	Fast	Bench
Points	Paint	T/O	Chance	Break	
WCU	16	8	9	4	30
UTC	42	13	17	10	20

Score tied - 6 times.
 Lead changed - 8 times.



Official Basketball Box Score - Game Totals - Final Statistics
 Western Carolina vs NC State
 12/31/11 2:00pm at RBC Center



Western Carolina 55 • 7-7

#	Player	F	Total			3-Ptr			Rebounds			PF	TP	A	TO	Blk	Stl	Min
			FG	FGA	FT	FTA	FG	FGA	FT	FTA	Off							
05	SUMLER, Trey	*	2	9	2	6	2	2	1	1	2	0	8	1	2	0	32	
22	MUTOMBO, Harouna	*	2	9	0	2	3	4	2	3	5	2	7	2	3	0	31	
24	BOGGS, Brandon	*	3	10	1	2	1	2	0	1	1	1	8	0	2	0	21	
32	KING, Tawaski	*	2	7	0	0	0	0	1	4	5	3	4	0	1	0	20	
33	HOLLIS, Ishmael	*	1	3	1	2	0	0	1	0	1	2	3	0	1	0	9	
00	TANKELEWICZ, Tom	*	1	3	0	1	0	0	0	1	1	1	2	0	0	0	12	
01	HALL, Kenneth	*	1	1	0	0	0	0	2	2	4	2	2	1	0	0	11	
02	DUNFORD, Dillon	*	1	2	1	1	0	0	0	0	0	0	0	0	0	0	11	
04	COLE, Keaton	*	4	11	2	7	2	2	2	1	3	2	12	0	1	0	24	
25	SINCLAIR, James	*	2	3	0	0	0	0	1	1	2	1	4	0	1	0	10	
40	ROSS, Preston	*	1	7	0	2	0	0	2	4	6	2	2	0	0	0	21	
44	SMITHSON, Sam	*	0	0	0	0	0	0	0	1	1	4	0	0	0	0		

2011-12 CATAMOUNT BASKETBALL BOX SCORES



Official Basketball Box Score - Game Totals - Final Statistics Western Carolina vs Davidson 01/12/12 7:00 p.m. at Davidson, N.C. (Belk Arena)



Western Carolina 67 • 8-9, 3-2 SoCon

#	Player	Total	3-Ptr			Rebounds			PF	TP	A	TO	Blk	Stl	Min
			FG-FGA	FG-FGA	FT-FTA	Off	Def	Tot							
32	KING, Tawaski	f	4-6	0-0	1-4	5	3	8	5	9	1	1	1	0	27
40	ROSS, Preston	f	1-4	0-1	0-0	1	1	2	3	2	0	2	0	0	12
04	COLE, Keaton	g	2-8	2-6	0-0	2	2	4	3	6	1	0	0	0	25
05	SUMLER, Trey	g	2-8	0-2	0-0	1	1	2	0	4	2	3	0	0	33
22	MUTOMBO, Harouna	g	5-15	0-1	7-11	0	8	8	2	17	2	1	1	2	32
01	TANKLEWICZ, Tom	g	1-2	0-1	0-0	0	0	0	1	2	0	0	0	0	2
01	HALL, Kenneth	g	1-0	0-0	1-2	4	0	4	3	1	1	0	0	0	10
24	BOGGS, Brandon	g	5-10	1-3	2-4	1	2	3	4	13	0	1	2	0	30
25	SINCLAIR, James	g	2-4	0-2	4-5	2	2	4	1	8	1	1	1	1	13
31	HOLLIS, Ishmael	g	2-5	1-3	0-0	1	1	2	2	5	0	0	1	0	14
44	SMITHSON, Sam	g	0-0	0-0	0-0	0	0	0	0	0	0	0	0	0	2
Team						3			2						
Totals			24-63	4-19	15-26	20	22	42	24	67	8	9	6	3	200

FG % 1st Half: 14-28 50.0% 2nd half: 10-35 28.6% Game: 24-63 38.1%
 3FG % 1st Half: 2-8 25.0% 2nd half: 2-11 18.2% Game: 4-19 21.1%
 FT % 1st Half: 7-10 70.0% 2nd half: 8-16 50.0% Game: 15-26 57.7%

Davidson 88 • 11-4, 5-0 SoCon

#	Player	Total	3-Ptr			Rebounds			PF	TP	A	TO	Blk	Stl	Min
			FG-FGA	FG-FGA	FT-FTA	Off	Def	Tot							
15	COHEN, Jake	f	8-13	4-4	6-7	3	3	6	0	26	3	2	4	0	27
24	BROOKS, DeMon	f	2-11	0-1	4-6	4	2	6	4	8	2	0	1	0	19
05	KUHLMAN, JP	g	4-8	2-2	2-2	1	4	5	1	12	5	0	1	34	
12	COCHRAN, Nik	g	0-5	0-3	8-9	0	3	3	2	8	7	1	0	29	
23	DRONEY, Tom	g	1-3	0-1	0-0	1	1	2	4	2	0	0	0	17	
01	MEJRI, Youssef	g	0-0	0-0	0-0	0	0	0	0	0	0	0	0	1	
02	ARCHIE II, Mason	g	0-0	0-0	0-0	0	0	0	0	0	0	0	0	1	
04	KALINOSKI, Tyler	g	1-2	1-2	3-4	1	1	2	1	6	0	0	0	21	
14	TORMEY, Clay	g	0-0	0-0	0-0	0	0	0	0	1	0	0	0	1	
20	REIGEL, Will	g	0-0	0-0	2-2	0	3	3	0	2	1	0	0	4	
25	ATKINSON, AJ	g	0-1	0-1	0-0	0	0	0	0	0	0	0	0	2	
35	CZERAPOWICZ, Chris	g	5-11	3-7	0-0	0	5	5	13	0	0	2	1	28	
40	MANN, Clint	g	3-4	0-0	5-8	4	0	4	3	11	0	1	0	16	
Team						2			4						
Totals			24-58	10-21	30-38	16	26	42	21	88	18	4	7	3	200

FG % 1st Half: 13-25 52.0% 2nd half: 11-33 33.3% Game: 24-58 41.4%
 3FG % 1st Half: 6-11 54.5% 2nd half: 4-10 40.0% Game: 10-21 47.6%
 FT % 1st Half: 17-23 73.9% 2nd half: 13-15 86.7% Game: 30-38 78.9%

Officials: Kerry Sittou, Kyle Chambers, Mark Schnur
 Technical fouls: Western Carolina-None. Davidson-None.
 Attendance: 3293

Score by periods	1st	2nd	Total
Western Carolina	37	30	67
Davidson	49	39	88

Last FG - WCU 2nd-01:23, DAV 2nd-01:44.
 Largest lead - WCU None, DAV by 27 2nd-07:26.

Score tied - 0 times.
 Lead changed - 0 times.

GM 17

GM 18

GM 19

GM 20



Official Basketball Box Score - Game Totals - Final Statistics Toccoa Falls vs Western Carolina 01/17/12 7:00 p.m. at Cullowhee, N.C. (Ramsey Center)



Toccoa Falls 39 • 3-6

#	Player	Total	3-Ptr			Rebounds			PF	TP	A	TO	Blk	Stl	Min
			FG-FGA	FG-FGA	FT-FTA	Off	Def	Tot							
34	WESTFALL, Derek	f	1-6	0-0	1-2	0	4	4	2	3	2	1	0	19	
10	BARRETT, Josh	g	6-17	4-11	1-2	0	4	4	2	17	2	11	1	35	
14	SINCLAIR, Johnny	g	0-1	0-0	0-0	0	0	0	3	0	1	3	0	19	
30	MCGARVEY, Andrew	g	2-5	2-5	0-0	0	1	1	2	6	1	2	0	35	
32	BROWN, David	g	2-4	0-1	0-2	0	0	0	5	4	0	0	0	18	
12	MILLER, Johnny	g	0-0	0-0	0-0	1	0	1	1	0	0	0	0	6	
22	RILEY, Joequan	g	2-7	1-3	0-0	0	1	1	0	5	3	4	0	24	
24	STICE, Phil	g	0-0	0-0	0-0	0	1	1	0	0	0	4	0	10	
40	MARTIN, Dustin	g	0-4	0-1	0-0	1	1	2	4	0	1	2	0	11	
50	GRIFFIN, Andrew	g	2-9	0-0	0-0	1	1	2	2	4	1	0	1	23	
Team						0			0						
Totals			15-53	7-21	2-6	3	13	16	21	39	11	27	2	2	200

FG % 1st Half: 7-26 26.9% 2nd half: 8-27 29.6% Game: 15-53 28.3%
 3FG % 1st Half: 2-11 18.2% 2nd half: 5-10 50.0% Game: 7-21 33.3%
 FT % 1st Half: 1-2 50.0% 2nd half: 1-4 25.0% Game: 2-6 33.3%

Western Carolina 141 • 9-10

#	Player	Total	3-Ptr			Rebounds			PF	TP	A	TO	Blk	Stl	Min
			FG-FGA	FG-FGA	FT-FTA	Off	Def	Tot							
32	KING, Tawaski	f	5-7	0-0	0-0	2	5	7	0	10	0	0	1	11	
40	ROSS, Preston	f	4-4	0-0	2-2	4	1	5	1	10	3	0	0	16	
05	SUMLER, Trey	g	6-9	2-3	4-5	0	2	2	0	18	6	0	5	18	
22	MUTOMBO, Harouna	g	3-6	0-2	3-5	0	4	4	1	9	2	1	0	17	
24	BOGGS, Brandon	g	3-8	0-0	1-1	0	2	2	1	7	0	3	0	15	
01	TANKLEWICZ, Tom	g	2-8	1-4	6-6	1	4	5	1	11	1	0	1	19	
01	HALL, Kenneth	g	4-5	0-0	2-2	4	3	7	1	10	2	0	0	17	
02	DUNFORD, Dillon	g	4-8	0-3	1-2	0	0	0	0	9	0	0	2	13	
04	COLE, Keaton	g	5-6	4-5	0-0	1	1	1	1	14	2	0	2	11	
25	SINCLAIR, James	g	5-8	1-3	5-7	3	10	13	2	16	5	1	3	27	
33	HOLLIS, Ishmael	g	4-10	1-5	4-4	2	1	3	1	13	2	0	0	18	
44	SMITHSON, Sam	g	6-9	0-1	2-3	6	3	9	0	14	0	0	2	18	
Team						4			0						
Totals			51-88	9-26	30-37	26	36	62	9	141	24	5	7	20	200

FG % 1st Half: 26-43 60.5% 2nd half: 25-45 55.6% Game: 51-88 58.0%
 3FG % 1st Half: 5-12 41.7% 2nd half: 4-14 28.6% Game: 9-26 34.6%
 FT % 1st Half: 15-20 75.0% 2nd half: 15-17 88.2% Game: 30-37 81.1%

Officials: Robbie Adams, Mike Hefner, Kenny Pate
 Technical fouls: Toccoa Falls-None. Western Carolina-None.
 Attendance: 1431

Score by periods	1st	2nd	Total
Toccoa Falls	17	22	39
Western Carolina	72	69	141

Last FG - TOCC 2nd-02:06, WCU 2nd-00:54.
 Largest lead - TOCC None, WCU by 102 2nd-00:43.

Score tied - 0 times.
 Lead changed - 0 times.



Official Basketball Box Score - Game Totals - Final Statistics Furman vs Western Carolina 01/14/12 2:00 p.m. at Cullowhee, N.C. (Ramsey Center)



Furman 58 • 8-9, 2-4 SoCon

#	Player	Total	3-Ptr			Rebounds			PF	TP	A	TO	Blk	Stl	Min
			FG-FGA	FG-FGA	FT-FTA	Off	Def	Tot							
24	SEBIRUMBI, Brandon	f	4-6	0-0	11-15	6	3	9	4	19	1	6	0	2	30
44	TOLER, Chris	f	0-1	0-0	1-2	1	2	3	3	1	0	2	1	18	
10	LOYD, Jordan	g	4-4	2-2	0-0	0	2	2	3	10	0	5	0	1	25
12	REDJICK, Charlie	g	1-12	1-8	3-4	0	2	2	1	6	2	1	1	2	36
22	AUSTIN, Bobby	g	3-4	0-1	1-2	0	5	5	2	7	1	3	0	2	29
11	BROWN, David	g	0-1	0-0	2-2	0	0	0	2	0	0	0	0	0	17
15	IRWIN, Bryant	g	1-1	0-0	0-0	0	0	0	0	2	0	0	0	6	
32	BARNES, Bryson	g	3-7	0-3	3-4	0	0	0	3	9	1	2	1	26	
35	EARLY, Dominic	g	0-1	0-1	2-2	1	1	2	1	2	0	0	0	11	
43	REDJICK, Colin	g	0-0	0-0	0-0	0	1	1	0	0	0	0	0	2	
Team						1			3						
Totals			16-37	3-15	23-31	9	21	30	19	58	5	21	3	10	200

FG % 1st Half: 8-23 34.8% 2nd half: 8-14 57.1% Game: 16-37 43.2%
 3FG % 1st Half: 2-9 22.2% 2nd half: 1-6 16.7% Game: 3-15 20.0%
 FT % 1st Half: 14-15 93.3% 2nd half: 9-16 56.3% Game: 23-31 74.2%

Western Carolina 55 • 8-10, 3-3 SoCon

#	Player	Total	3-Ptr			Rebounds			PF	TP	A	TO	Blk	Stl	Min
			FG-FGA	FG-FGA	FT-FTA	Off	Def	Tot							
32	KING, Tawaski	f	2-3	0-0	0-0	2</									

2011-12 CATAMOUNT BASKETBALL BOX SCORES



Official Basketball Box Score – Game Totals – Final Statistics
 Elon vs Western Carolina
 01/26/12 7:00 p.m. at Cullowhee, N.C. (Ramsey Center)



Elon 71 • 10-9, 5-3 SoCon

#	Player	Total FG-FGA	3-Ptr FG-FGA	Rebounds			PF	TP	A	TO	Blk	Stl	Min
				FT-FTA	Off	Def							
21	BEAUMONT, Ryley	f 3-13	0-0	0-2	4	6	10	4	6	0	2	0	33
31	TROUTMAN, Lucas	f 2-7	0-0	1-5	2	5	7	3	5	2	2	0	27
10	HAMILTON, Austin	g 3-9	1-3	6-8	0	2	2	3	13	5	2	0	23
20	ISENBARGER, Jack	g 7-13	5-8	7-8	1	5	6	3	26	2	2	0	32
24	KOCH, Sebastian	g 4-6	1-2	3-3	2	4	6	0	12	3	0	0	31
00	BONNEY, Josh	g 0-1	0-0	0-1	0	2	2	0	0	1	2	0	8
11	SPRADLIN, Drew	2-5	1-3	2-6	2	3	5	0	7	0	1	0	24
01	BLAKE, Kevin	0-0	0-0	0-0	0	0	0	1	0	0	1	0	4
23	EDOMWONYI, Egeheosa	0-2	0-0	1-3	0	0	0	4	1	0	0	1	6
44	ERVIN, Brett	0-1	0-1	1-2	2	1	3	2	1	0	0	0	12
	Team				0	3	3						
	Totals	21-57	8-17	21-38	13	31	44	20	71	13	12	2	200

FG % 1st Half: 10-26 38.5% 2nd half: 11-31 35.5% Game: 21-57 36.8% Deadball Rebounds: 7
 3FG % 1st Half: 5-10 50.0% 2nd half: 3-7 42.9% Game: 8-17 47.1%
 FT % 1st Half: 4-10 40.0% 2nd half: 17-28 60.7% Game: 21-38 55.3%

Western Carolina 63 • 9-12, 3-5 SoCon

#	Player	Total FG-FGA	3-Ptr FG-FGA	Rebounds			PF	TP	A	TO	Blk	Stl	Min	
				FT-FTA	Off	Def								Tot
32	KING, Tawaski	f 5-6	0-0	4-7	7	4	11	3	14	0	2	2	4	33
40	ROSS, Preston	f 4-7	0-0	0-0	4	4	8	5	8	1	0	1	1	26
05	SUMLER, Trey	g 5-14	1-2	7-12	1	6	7	4	18	4	3	0	0	39
22	MUTOMBO, Harouna	g 1-6	0-3	1-2	0	3	3	3	3	0	3	0	0	22
24	BOGGS, Brandon	g 1-10	0-1	2-2	0	4	4	4	4	0	1	1	0	24
00	TANKELEWICZ, Tom	1-3	1-3	0-0	0	1	1	2	3	0	1	0	0	5
01	HALL, Kenneth	0-0	0-0	0-0	0	1	1	1	0	0	0	2	0	7
40	COLE, Keaton	4-13	2-9	3-3	0	1	1	0	13	0	4	0	4	28
25	SINCLAIR, James	0-1	0-0	0-0	0	4	4	2	0	1	2	0	0	16
	Team				1	4	5							
	Totals	21-60	4-18	17-26	13	32	45	24	63	6	16	6	9	200

FG % 1st Half: 12-30 40.0% 2nd half: 9-30 30.0% Game: 21-60 35.0% Deadball Rebounds: 4
 3FG % 1st Half: 0-5 0.0% 2nd half: 4-13 30.8% Game: 4-18 22.2%
 FT % 1st Half: 2-4 50.0% 2nd half: 15-22 68.2% Game: 17-26 65.4%

Officials: Mark Chafin, Jeffrey Smith, Landon Brandes
 Technical fouls: Elon-None. Western Carolina-TEAM.
 Attendance: 1521

Score by periods	1st	2nd	Total
Elon	29	42	71
Western Carolina	26	37	63

Last FG - ELON 2nd-01:53, WCU 2nd-00:08.
 Largest lead - ELON by 12 2nd-01:53, WCU by 7 1st-08:05.

Points	In	Off	2nd	Fast	Bench
ELON	20	15	9	4	9
WCU	28	10	18	6	16

Score tied - 5 times.
 Lead changed - 3 times.



Official Basketball Box Score – Game Totals – Final Statistics
 Western Carolina vs UNC Greensboro
 01/28/12 2:00 p.m. at Greensboro, N.C. (Greensboro Coliseum)



Western Carolina 86 • 9-13, 3-6 SoCon

#	Player	Total FG-FGA	3-Ptr FG-FGA	Rebounds			PF	TP	A	TO	Blk	Stl	Min	
				FT-FTA	Off	Def								Tot
32	KING, Tawaski	f 4-9	0-0	4-5	5	6	11	3	12	2	1	0	1	33
40	ROSS, Preston	f 0-1	0-0	2-2	1	0	1	1	2	0	2	0	2	9
04	COLE, Keaton	g 5-19	5-15	3-3	1	2	3	1	18	0	2	0	4	42
05	SUMLER, Trey	g 6-13	1-3	9-10	1	4	5	2	22	2	7	0	2	42
25	SINCLAIR, James	g 1-3	1-3	0-0	0	1	1	3	3	0	1	1	2	17
00	TANKELEWICZ, Tom	3-4	2-3	0-1	0	1	1	3	8	0	0	0	0	10
01	HALL, Kenneth	0-0	0-0	0-1	1	1	2	0	0	1	0	0	0	8
22	MUTOMBO, Harouna	4-11	0-1	6-10	1	5	6	5	14	0	2	1	0	31
24	BOGGS, Brandon	3-13	0-2	1-1	2	3	5	5	7	1	0	2	2	23
33	HOLLIS, Ishmael	0-0	0-0	0-0	0	0	0	1	0	0	0	0	0	5
44	SMITHSON, Sam	0-0	0-0	0-0	1	1	2	1	0	0	1	1	0	5
	Team				3	3	6							
	Totals	26-73	9-27	25-33	16	27	43	25	86	8	16	5	13	225

FG % 1st Half: 10-33 30.3% 2nd half: 10-30 33.3% OT: 6-10 60.0% Game: 26-73 35.6% Deadball Rebounds: 4
 3FG % 1st Half: 4-9 44.4% 2nd half: 3-13 23.1% OT: 2-5 40.0% Game: 9-27 33.3%
 FT % 1st Half: 7-9 77.8% 2nd half: 15-18 83.3% OT: 3-6 50.0% Game: 25-33 75.8%

UNC Greensboro 89 • 8-14, 6-4 SoCon

#	Player	Total FG-FGA	3-Ptr FG-FGA	Rebounds			PF	TP	A	TO	Blk	Stl	Min	
				FT-FTA	Off	Def								Tot
00	WILLIAMS, David	f 1-2	0-1	5-7	2	16	18	4	7	3	5	3	1	38
41	BRACKETT, Aaron	f 2-3	0-0	2-2	0	1	1	3	6	1	0	1	1	29
01	PARKER, Drew	g 2-3	2-3	5-5	0	4	4	4	11	2	2	0	1	28
11	VAN DUSSEN, Corey	g 4-6	1-2	0-0	0	1	1	1	9	3	1	0	1	23
15	SIMPSON, Trevis	g 8-20	2-7	8-9	2	3	5	4	26	0	4	0	2	37
03	ARMSTRONG, Derrell	7-15	1-3	8-10	0	6	6	4	23	4	5	1	3	34
12	RANDALL, Kyle	2-4	1-2	0-0	0	2	2	1	5	0	1	0	0	13
13	HENRY, Aloysius	0-2	0-0	1-2	0	0	0	0	1	0	0	1	0	11
51	HOFFER, Taylor	0-1	0-0	1-2	1	1	2	4	1	0	2	0	1	12
	Team				3	1	4							
	Totals	26-56	7-18	30-37	8	35	43	25	89	13	21	6	10	225

FG % 1st Half: 12-28 42.9% 2nd half: 10-23 43.5% OT: 4-5 80.0% Game: 26-56 46.4% Deadball Rebounds: 2
 3FG % 1st Half: 5-9 55.6% 2nd half: 1-8 12.5% OT: 1-1 100.0% Game: 7-18 38.9%
 FT % 1st Half: 12-14 85.7% 2nd half: 7-12 58.3% OT: 11-11 100.0% Game: 30-37 81.1%

Officials: Matt Lee, Kyle Neve, Alan Crosby
 Technical fouls: Western Carolina-None. UNC Greensboro-None.
 Attendance: 3585

Score by periods	1st	2nd	OT	Total
Western Carolina	31	38	17	86
UNC Greensboro	41	28	20	89

Last FG - WCU OT-00:12, UNCG OT-00:59.
 Largest lead - WCU by 6 1st-07:07, UNCG by 12 1st-01:10.

Points	In	Off	2nd	Fast	Bench
WCU	26	28	11	10	29
UNCG	26	21	4	10	30

Score tied - 9 times.
 Lead changed - 8 times.

GM 21

GM 22

GM 23

GM 24



Official Basketball Box Score – Game Totals – Final Statistics
 Western Carolina vs Wofford
 01/30/12 7:00 pm at Spartanburg, SC - Benjamin Johnson Arena



Western Carolina 56 • 9-14, 3-7

#	Player	Total FG-FGA	3-Ptr FG-FGA	Rebounds			PF	TP	A	TO	Blk	Stl	Min	
				FT-FTA	Off	Def								Tot
32	KING, Tawaski	f 4-7	0-0	4-4	1	3	4	0	12	0	0	0	1	35
40	ROSS, Preston	f 3-4	0-0	1-2	2	1	3	2	7	0	3	0	0	24
04	COLE, Keaton	g 4-5	2-3	0-0	0	1	1	2	10	3	3	0	1	31
05	SUMLER, Trey	g 4-9	0-1	5-6	1	5	6	2	13	0	4	0	2	37
25	SINCLAIR, James	g 0-4	0-2	1-2	1	1	2	1	1	1	1	0	1	15
00	TANKELEWICZ, Tom	0-3	0-3	0-0	0	0	0	3	0	0	0	0	0	8
01	HALL, Kenneth	0-0	0-0	0-0	0	1	1	2	0	0	0	1	0	4
22	MUTOMBO, Harouna	0-7	0-2	0-0	1	1	2	0	0	0	2	0	0	16
24	BOGGS, Brandon	4-9	0-3	2-2	0	4	4	1	10	0	2	0	0	25
33	HOLLIS, Ishmael	1-1	0-0	1-2	1	0	1	1	3	0	0	0	0	4
44	SMITHSON, Sam	0-1	0-0	0-0	1	0	1	0	0	0	0	0	0	1
	Team				4	0	4							
	Totals	20-50	2-14	14-18	12	17	29	14	56	4	17	1	5	200

FG % 1st Half: 8-24 33.3% 2nd half: 12-26 46.2% Game: 20-50 40.0% Deadball Rebounds: 2
 3FG % 1st Half: 1-7 14.3% 2nd half: 1-7 14.3% Game: 2-14 14.3%
 FT % 1st Half: 2-4 50.0% 2nd half: 12-14 85.7% Game: 14-18 77.8%

Wofford 82 • 15-8, 8-3

#	Player	Total FG-FGA	3-Ptr FG-FGA	Rebounds			PF	TP	A	TO	Blk	Stl	Min	
				FT-FTA	Off	Def								Tot
10	GILTNER, Kevin	f 4-8	3-6	2-2	0	6	6	3	13	1	3	0	1	35
14	SMITH, Aerris	f 4-4	0-0	0-0	0	1	1	2	8	0	0	0	0	17
21	CROWELL, Drew	f 9-11	1-1	0-3	5	1	6	2	19	2	1	0	1	28
02	COCHRAN, Karl	g 6-12	2-5	2-2	0	2	2	1	16	4	0	0	2	28
30	LOESING, Brad	g 5-9	2-3	2-2	0	4	4	1	14	10	3	0	2	33
00	BROWN, Lucas	0-1	0-0	0-0	0	0	0	3	0	0	0	0	1	3
03	SWINTON, John	0-0	0-0	0-0	0	0	0	0	0	1	0	0	0	2
05	BYRD, Jarrell	1-2	0-1	0-0	0	1	1	0	2	3	2	0	0	17
13	WAGNER, Taylor	0-1	0-1	0-0	0	0	0	0	0	0	0	0	1	2
15	TECLENMAN, Matt	2-2	2-2	0-0	0	0	0	0	6	0	0	0	0	2
25	TECKLENBURG, Joseph	0-0	0-0	0-0	0	0	0	0	0	1	1	0	0	2
34	SKINNER, Lee	1-4	0-0	1-2	2	2	4	1	3	4	1	0	1	29
53	RINKSALIS, Domas	0-0	0-0	1-2	0	0	0	1	1	0	0	0	0	2
	Team				1									



2011-12 Western Carolina Basketball
Western Carolina Combined Team Statistics (as of Jan 31, 2012)
All games



RECORD:	OVERALL	HOME	AWAY	NEUTRAL
ALL GAMES	9-14	5-3	3-10	1-1
CONFERENCE	3-7	2-2	1-5	0-0
NON-CONFERENCE	6-7	3-1	2-5	1-1

#	Player	gp-gs	min	avg	Total		3-Point		F-Throw		Rebounds			pf	dq	a	to	blk	stl	pts	avg	
					fg-fga	fg%	3fg-fga	3fg%	ft-fa	ft%	off	def	tot									avg
22	MUTOMBO, Harouna	23-21	684	29.7	104-245	.424	12-48	.250	73-118	.619	33	100	133	5.8	53	2	36	49	8	29	293	12.7
05	SUMLER, Trey	23-23	789	34.3	91-221	.412	24-74	.324	87-101	.861	25	81	106	4.6	45	0	84	79	1	29	293	12.7
04	COLE, Keaton	23-9	604	26.3	84-199	.422	66-163	.405	25-36	.694	9	28	37	1.6	36	1	30	38	0	30	259	11.3
24	BOGGS, Brandon	23-19	588	25.6	87-234	.372	24-69	.348	37-54	.685	29	56	85	3.7	53	2	26	37	12	20	235	10.2
32	KING, Tawaski	23-23	588	25.6	67-141	.475	0-0	.000	27-45	.600	48	63	111	4.8	66	4	13	38	7	19	161	7.0
40	ROSS, Preston	23-14	386	16.8	44-89	.494	4-19	.211	20-28	.714	40	49	89	3.9	51	1	12	22	6	18	112	4.9
33	HOLLIS, Ishmael	19-3	223	11.7	26-65	.400	9-35	.257	9-12	.750	14	26	40	2.1	29	1	7	10	5	8	70	3.7
02	DUNFORD, Dillon	5-0	25	5.0	6-12	.500	1-4	.250	2-4	.500	0	0	0	0.0	1	0	1	1	0	5	15	3.0
00	TANKELEWICZ, Tom	20-0	156	7.8	16-51	.314	9-34	.265	14-18	.778	5	18	23	1.2	21	0	3	5	3	4	55	2.8
25	SINCLAIR, James	21-2	217	10.3	19-48	.396	5-28	.179	10-19	.526	12	27	39	1.9	24	1	13	15	9	13	53	2.5
44	SMITHSON, Sam	14-0	87	6.2	10-23	.435	0-1	.000	4-7	.571	19	6	25	1.8	16	0	3	7	6	3	24	1.7
01	HALL, Kenneth	23-1	278	12.1	12-27	.444	0-0	.000	5-9	.556	24	27	51	2.2	44	0	11	10	27	4	29	1.3
Team																						
Total.....		23	4625		566-1355	.418	154-475	.324	313-451	.694	297	516	813	35.3	439	12	239	324	84	182	1599	69.5
Opponents.....		23	4625		551-1228	.449	143-395	.362	362-537	.674	251	561	812	35.3	394	6	299	356	73	150	1607	69.9

TEAM STATISTICS	WCU	OPP	Date	Opponent	Score	Att.
SCORING	1599	1607	11/11/11	at South Carolina	L 50-75	9316
Points per game	69.5	69.9	11/15/11	MONTREAT	w 109-63	1322
Scoring margin	-0.3	-	11/17/11	at Presbyterian	w 80-73	684
FIELD GOALS-ATT	566-1355	551-1228	\$ 11/20/11	at Iowa State	L 60-92	10922
Field goal pct	.418	.449	\$ 11/22/11	at Northern Iowa	L 39-59	3620
3 POINT FG-ATT	154-475	143-395	% 11/25/11	vs Northern Colorado	L 57-74	305
3-point FG pct	.324	.362	% 11/26/11	vs Florida A&M	w 62-46	125
3-pt FG made per game	6.7	6.2	* 12/01/11	at Samford	w 75-71	821
FREE THROWS-ATT	313-451	362-537	* 12/03/11	UNC GREENSBORO	w 73-69	1637
Free throw pct	.694	.674	12/07/11	at Purdue	L 60-65	13904
F-Throws made per game	13.6	15.7	12/10/11	KENT STATE	L 56-58	1565
REBOUNDS	813	812	12/20/11	at Bradley	w 68-67	7147
Rebounds per game	35.3	35.3	12/28/11	UNC ASHEVILLE	w 86-67	1511
Rebounding margin	+0.0	-	12/31/11	at NC State	L 55-82	13429
ASSISTS	239	299	* 01/05/12	at Chattanooga	L 62-78	2554
Assists per game	10.4	13.0	* 01/07/12	WOFFORD	w 67-57	2257
TURNOVERS	324	356	* 01/12/12	at Davidson	L 67-88	3293
Turnovers per game	14.1	15.5	* 01/14/12	FURMAN	L 55-58	2847
Turnover margin	+1.4	-	01/17/12	TOCCOA FALLS	w 141-39	1431
Assist/turnover ratio	0.7	0.8	* 01/21/12	at Appalachian State	L 72-84	3476
STEALS	182	150	* 01/26/12	ELON	L 63-71	1521
Steals per game	7.9	6.5	* 01/28/12	at UNC Greensboro	Lot 86-89	3585
BLOCKS	84	73	* 01/30/12	at Wofford	L 56-82	1655
Blocks per game	3.7	3.2				
ATTENDANCE	14091	74836				
Home games-Avg/Game	8-1761	13-5724				
Neutral site-Avg/Game	-	2-215				

\$ = South Padre Island Invitational - On-Campus Rounds
 % = South Padre Island Invitational - SPI Convention Center, SPI Texas
 * = Southern Conference game

Score by Periods	1st	2nd	OT	Totals
Western Carolina	749	833	17	1599
Opponents	724	863	20	1607