

# GEORGIA SOUTHERN BASKETBALL



# EAGLES

JANUARY 28, 2011 - 7:30 P.M.

	<b>CHATTANOOGA MOCS</b>	VS	<b>GEORGIA SOUTHERN EAGLES</b>	
	9-13, 2-6 SoCon		8-12, 6-4 SoCon	

**MCKENZIE ARENA (10,928) - CHATTANOOGA, TENN.**

### STORY LINES

- The Eagles look to snap a four-game road losing streak on Saturday night at the Roundhouse in Chattanooga. With a win over the mocs, the Eagles will complete their first season sweep over a SoCon opponent since the 2006-07 season
- Sophomore **Eric Ferguson** (Statesboro, Ga.) scored his third double-double this season against Samford (1-12) with 11 points and 12 rebounds. He matched his career high with 26 points against Wofford. Ferguson enters Saturday's game with 689 career points.
- Senior **Willie Powers III** (Gainesville, Fla.) had his biggest night of the season against Auburn, scoring 23 points as the Eagles narrowly missed an upset win over the Tigers. He added his first double-double since the 2009-10 season against Brewton-Parker just three days later scoring 11 points with 11 assists.
- Senior **Ben Drayton III** (St. Marys, Ga.) ranks second among all active Southern Conference players with 1,368 career points. He sits in 19th place all-time at GSU.
- A season-high 3,025 fans saw GSU's 64-58 win over Charleston on January 21st inside Hanner Fieldhouse.
- Georgia Southern has the chance to become the sixth school in Southern Conference history to hold both the league's Football and Men's Basketball championships in the same season. Appalachian State did the trick in 1999-2000 while Wofford held both titles last season. Davidson earned both crowns in 1969-70. In the golden era of SoCon sports, Duke completed the sweep three times in the 1940's and West Virginia "turned two" five times.

### 2011-12 EAGLE ROSTER

No.	Name	Pos.	Ht.	Wt.	Cl.	Hometown	Previous School
0	Ben Drayton III	G	5-10	175	Sr.	St. Marys, Ga.	Camden County
1	Jessie Pernell	G	6-1	167	Fr.	North Augusta, S.C.	North Augusta
2	Sam Mike	F	6-6	203	So.	Decatur, Ga.	Columbia
3	Eric Ferguson	F	6-7	186	So.	Statesboro, Ga.	Winchendon School
4	Tracy Ham Jr.	G	5-8	138	Fr.	McDonough, Ga.	Union Grove
5	Jelani Hewitt	G	6-2	186	So.	Miramar, Fla.	Northeast
10	Marvin Baynham	F	6-6	193	So.	Miami, Fla.	Miami Norland
11	Tré Bussey	G	6-2	172	So.	Lithia Springs, Ga.	Lithia Springs
13	Edwin Harvey	G	6-2	200	Fr.	Statesboro, Ga.	Statesboro
24	Chad Waddell	G	6-1	198	Fr.	Evans, Ga.	Greenbrier
25	Tyrone Brown	F	6-8	207	Fr.	Millen, Ga.	Jenkins County
32	Cameron Baskerville	F	6-7	220	Jr.	Marietta, Ga.	Whitefield Academy
34	Kameron Dunnican	C	6-7	220	Fr.	Sumter, S.C.	Sumter
50	Willie Powers III	G	6-2	200	Sr.	Gainesville, Fla.	P.K. Yonge

### Georgia Southern Coaches and Staff

Head Coach	Charlton "C.Y." Young (Georgia Southern, Third year)
Assistant Coaches	Steve Smith (Allen, Third year)
	Pershin Williams (North Florida, Third year)
	Chris Capko (South Florida, First year)
Director of Basketball Operations	Erik Podell (Northwood, Third year)
Athletic Trainer	John Erwin (Texas Arlington, Third year)
Strength and Conditioning Coach	Brandon Howard (East Carolina, Fourth year)
Media Relations Contact	AJ Henderson (Florida State, Second year)

### PRONUNCIATIONS

**KAMERON** - Cameron      **JELANI** - GEL-ahn-E      **BUSSEY** - BUS-E      **BAYNHAM** - BAY-num

### GAME #21

TV: Notes

RADIO: Georgia Southern Radio Network  
(103.7-FM)(GeorgiaSouthernEagles.com/Eaglevision)  
Chris Blair (PbP) Frank Kerns (Analyst)

LIVE STATS: GeorgiaSouthernEagles.com

SUBSCRIPTION VIDEO: Eagle Vision

SERIES: GSU Trails 31-16

STREAK: W1

LAST MEETING: 12-1-11, W, 84-76, in Statesboro

### 2011-2012 SCHEDULE/RESULTS

#### NOVEMBER

11	VALPARAISO	L, 81-90
16	at Wake Forest (ACC Network)	L, 72-81
18	WEBBER INTERNATIONAL	W, 84-61
23	at South Florida (Big East Net.)	L, 66-46
27	at SMU	L, 49-55

#### DECEMBER

1	CHATTANOOGA *	W, 84-76
3	APPALACHIAN STATE *	W, 73-62
10	at Eastern Kentucky	L, 59-63
19	at South Alabama	L, 57-70
22	at Georgia State	L, 52-72
30	at Auburn (CSS/ESPN3.com)	L, 75-78

#### JANUARY

2	BREWTON-PARKER	W, 88-60
5	at Elon *	W, 69-63
7	at Davidson * (SoCon Network/ESPN3.com)	L, 74-96
12	SAMFORD *	W, 58-53
14	at Wofford *	L, 63-88
19	at Furman *	L, 54-64
21	C. OF CHARLESTON * (ESPN3.com)	W, 64-58
23	THE CITADEL *	W, 78-72 (2OT)
26	at Samford * (ESPN3.com)	L, 55-57
28	at Chattanooga *	7:30 p.m.

#### FEBRUARY

4	at Western Carolina *	2 p.m.
6	FURMAN *	7:30 p.m.
9	WOFFORD *	7 p.m.
11	at The Citadel *	7:05 p.m.
18	UNCG *	7:30 p.m.
23	at Coll. of Charleston *	7 p.m.
25	DAVIDSON *	7 p.m.

#### MARCH















2	SoCon First Round	TBA
3	SoCon Quarterfinal \$	TBA
4	SoCon Semifinal \$ (SportSouth)	TBA
5	SoCon Championship Game \$ (ESPN2)	TBA

\$ - SoCon Tournament (Asheville, N.C.)

\* - Denotes SoCon Game

### GSU ATHLETICS MEDIA RELATIONS

AJ Henderson, Assistant AMR Director (MBB Contact)  
EMAIL: ajhenderson@georgiasouthern.edu  
CELL: 912-678-5052  
OFFICE: 912-478-5071  
PRESS ROW: 912-478-5289

0		<b>BEN DRAYTON III</b>						Second-team All-SoCon selection in 2010-11 ... Scored 20 points with six assists in the win over Chattanooga (12-1) ... Ranks 19th at Georgia Southern in all-time scoring.	<b>CAREER HIGHS</b> PTS - 31 - at WOF (2.12.11) REB - 9 - Twice AST - 11 - at SAM (2.22.10)
		G • Sr. • 5-10 • St. Mary's, Ga.							
		PPG	RPG	FG%	3FG%	FT%	MIN		
1		<b>JESSIE PERNEL</b>						Nailed a clutch three-pointer against Elon (1-5) ... Played 21 minutes at Wofford (1-14) ... Scored seven at Davidson (1-7) ... Scored eight points against The Citadel (1-23) matching a career high.	<b>CAREER HIGHS</b> PTS - 8 - Twice REB - 4 - Twice AST - 3 - ASU (12.3.11)
		G • Fr. • 6-1 • N. Augusta, S.C.							
		PPG	RPG	FG%	3FG%	FT%	MIN		
2		<b>SAM MIKE</b>						Wore #45 last season ... Will miss the remainder of the 2011-12 season due to injury.	<b>CAREER HIGHS</b> PTS - 10 - at CofC (12.4.10) REB - 7 - Twice AST - 1 - v. Miss. Valley St. (11.27.10)
		F • So. • 6-6 • Decatur, Ga.							
		PPG	RPG	FG%	3FG%	FT%	MIN		
3		<b>ERIC FERGUSON</b>						SoCon Player of the Year Candidate ... SoCon All-Freshman team in 2010-11 ... Avg. 16.7 ppg in league play ... Season-high six dunks vs CofC (1-21) ... Scored double figures in 10 of last 11 games.	<b>CAREER HIGHS</b> PTS - 26 - Twice REB - 14 - at Elon (1.5.12) AST - 6 - Brewton-Parker (12.11.10)
		G • So. • 6-7 • Statesboro, Ga.							
		PPG	RPG	FG%	3FG%	FT%	MIN		
4		<b>TRACY HAM JR.</b>						Son of Tracy Ham, legendary quarterback for Georgia Southern ... Saw first career minutes against Webber International (11-18) ... Had a pair of FT attempts against Brewton-Parker (1-2).	<b>CAREER HIGHS</b> - - -
		G • Fr. • 5-8 • McDonough, Ga.							
		PPG	RPG	FG%	3FG%	FT%	MIN		
5		<b>JELANI HEWITT</b>						Drained five three-pointers at Wake Forest to set a new career high ... Eclipsed that mark with six treys and 20 pts in the win over UTC (12-1) ... Posted season-high 23 points at Samford (1-26).	<b>CAREER HIGHS</b> PTS - 28 - Carver Coll. (11.15.10) REB - 8 - Texas Tech (11.23.10) AST - 6 - Twice
		G • So. • 6-2 • Miramar, Fla.							
		PPG	RPG	FG%	3FG%	FT%	MIN		
10		<b>MARVIN BAYNHAM</b>						Scored six points in season opener against Valparaiso (11-11) ... Grabbed seven rebounds against South Florida (11-23) ... Led team with six rebounds at South Alabama (12-19) ... Started seven games.	<b>CAREER HIGHS</b> PTS - 13 - vs. App St. (3.4.11) REB - 11 - at CofC (12.4.10) AST - 2 - Twice
		F • So. • 6-6 • Miami, Fla.							
		PPG	RPG	FG%	3FG%	FT%	MIN		
11		<b>TRÉ BUSSEY</b>						Scored a season high 12 points against Appalachian State and Webber International ... Posted season-high four rebounds versus App. State ... Scored 10 at Furman (1-19) in first start of the season.	<b>CAREER HIGHS</b> PTS - 21 - at CofC (12.4.10) REB - 5 - Twice AST - 4 - Carver Coll. (11.15.10)
		G • So. • 6-2 • Lithia Springs, Ga.							
		PPG	RPG	FG%	3FG%	FT%	MIN		
13		<b>EDWIN HARVEY</b>						Walk-on player out of Statesboro High School ... Mother (Gwen Harvey) played basketball at Georgia Southern ... Played two minutes against Webber International ... Scored two points against B-P (1-2).	<b>CAREER HIGHS</b> PTS - 2 - B-P (1.2.12) REB - 1 - Twice -
		G • Fr. • 6-2 • Statesboro, Ga.							
		PPG	RPG	FG%	3FG%	FT%	MIN		
24		<b>CHAD WADDELL</b>						Mother (Debbie) played basketball, father (Kevin) played football at Illinois Wesleyan ... Played four minutes versus Webber International ... Got the call for last second Hail Mary pass at Auburn (12-30).	<b>CAREER HIGHS</b> PTS - 2 - at Davidson (1.7.12) REB - 1 - B-P (1.2.12) AST - 1 - B-P (1.2.12)
		G • Fr. • 6-1 • Evans, Ga.							
		PPG	RPG	FG%	3FG%	FT%	MIN		
25		<b>TYRONE BROWN</b>						Local product of Jenkins County High School ... Posted four rebounds at Eastern Kentucky ... Matched career high with eight points at Elon ... Scored seven at Wofford (1-14).	<b>CAREER HIGHS</b> PTS - 8 - WIU (11.18.11) REB - 4 - at ECU (12.10.11) AST - 1 - 3 Times
		F • Fr. • 6-8 • Millen, Ga.							
		PPG	RPG	FG%	3FG%	FT%	MIN		
32		<b>CAMERON BASKERVILLE</b>						Cameron is the only junior on the 2011-12 Eagle squad ... Posted seven rebounds against Wake Forest ... Started 13 games this season ... Scored season-high against Ga St. (12-21) and CofC (1-21).	<b>CAREER HIGHS</b> PTS - 11 - Twice REB - 13 - at Texas Tech (11.23.10) AST - 2 - 4 Times
		F • Jr. • 6-7 • Marietta, Ga.							
		PPG	RPG	FG%	3FG%	FT%	MIN		
34		<b>KAMERON DUNNICAN</b>						Blocked two shots against WIU (11-18) ... Led the team with five rebounds against Brewton-Parker (1-2), also scored career high four points in the game.	<b>CAREER HIGHS</b> PTS - 4 - B-P (1-2-12) REB - 5 - B-P (1-2-12) BLK - 2 - WIU (11.18.11)
		C • Fr. • 6-8 • Sumter, S.C.							
		PPG	RPG	FG%	3FG%	FT%	MIN		
50		<b>WILLIE POWERS III</b>						Ranked 26th all-time in scoring at GSU with 1,210 career points ... Preseason All-SoCon Selection ... Season-high 23 points at Auburn (12-30) ... Dbl-Dbl vs. Brewton-Parker (1-2) with 11 points and 11 assists.	<b>CAREER HIGHS</b> PTS - 27 - Valpo (11.26.09) REB - 8 - 3 Times AST - 11 - Twice
		G • Sr. • 6-2 • Gainesville, Fla.							
		PPG	RPG	FG%	3FG%	FT%	MIN		

**MEDIA INFORMATION**

**GEORGIA SOUTHERN RADIO NETWORK**

A worldwide radio audience follows all the action of Georgia Southern Men's Basketball on the Georgia Southern Radio Network. The network provides in-depth pregame coverage, live play-by-play of all the action and a postgame conversation with Coach Young.

**INSIDE GSU BASKETBALL TV SHOW**

The popular weekly television show "Inside Georgia Southern Basketball" is back for another successful season. The 30-minute, action-packed program features head coach Charlton "C.Y." Young and his expert analysis of the Southern Conference and national basketball issues. New episodes air each Sunday night on WGSA-34 in Savannah at 10 p.m. and online on Eagle Vision.

**INSIDE GSU BASKETBALL RADIO SHOW**

The Inside Georgia Southern Basketball Radio Show gives fans a chance to interact with Head Coach Young and the Eagle Basketball program. The show airs each Tuesday at 7 p.m. from Loco's Grill and Pub.

**SOCON WEEKLY TELECONFERENCE**

Every other week beginning on January 3rd, Charlton "C.Y." Young will be available to talk with the media on the Southern Conference Men's Basketball coaches' teleconference. Please call AJ Henderson (912-478-5071) or Jason Yaman of the SoCon (864-591-9100) for access details.

**GEORGIA SOUTHERN EAGLES.COM**

For unparalleled coverage of the entire intercollegiate athletics department at Georgia Southern, access the World Wide Web at GeorgiaSouthernEagles.com. The official site of Eagle athletics features the latest technological advances, plus in-depth coverage of Georgia Southern players, coaches and staff. Eagle fans will also get the latest game notes, player biographies and happenings of the GSU basketball program.

**EAGLE VISION**

All of Georgia Southern's home games can be seen on Eagle Vision, the official subscription video service of Georgia Southern Athletics. For more information, click on the Eagle Vision link on GeorgiaSouthernEagles.com

**INTERVIEW POLICY**

Media should direct interview requests for all members of the Georgia Southern program to Athletics Media Relations Contact AJ Henderson. Interviews will be scheduled either just before or just after practice when possible. Please try to make specific requests at least 24 hours in advance. Student-athlete's telephone numbers or e-mail addresses will not be provided to the media. Media are asked NOT to contact student-athletes to request interviews. Student-athletes are not available for interviews on gamedays until competition is complete.

**POSTGAME PROCEDURE**

Following games at Hanner Fieldhouse, Coach Young and selected student-athletes will be available on the floor of Hanner Fieldhouse for postgame interviews. Please make arrangements with AJ Henderson for interviews prior to the end of the game.

**LOOK FOR GEORGIA SOUTHERN TO...**

- ...defeat Chattanooga and improve to 9-12 in 2011-12.
- ...defeat Chattanooga and improve to 17-31 all-time against the Mocs.
- ...defeat Chattanooga and earn the first season sweep over a team since the 2006-07 season. That year, GSU swept The Citadel, Furman and Wofford
- ...defeat Chattanooga and improve to 1,129-880 all-time.
- ...defeat Chattanooga and improve to 7-4 in conference play this season.
- ...defeat Chattanooga and improve to 129-177 all-time in Southern Conference play.

**SERIES HISTORY AGAINST CHATTANOOGA**

Georgia Southern trails in the all-time series against Chattanooga 31-16, but won the meeting earlier this season 84-76. The Mocs have won seven of the last 10 games between the two teams. Georgia Southern will go for its first win in Rock City since February 4, 2006 when the Eagles won 93-71.

**SERIES HISTORY (LAST 15 MEETINGS)**

12-1-11	STATESBORO	W	84-76
2-3-11	Chattanooga, Tenn.	L	66-75
3-5-10	Charlotte, N.C.	L	62-82
1-6-10	STATESBORO	L	63-75
1-31-09	Chattanooga, Tenn.	L	87-100
1-3-09	STATESBORO	X	78-72
2-9-08	STATESBORO	X	81-61
1-31-08	Chattanooga, Tenn.	L	91-96
2-3-07	STATESBORO	L	57-62
1-10-07	Chattanooga, Tenn.	L	58-67
2-4-06	Chattanooga, Tenn.	W	93-71
1-17-05	STATESBORO	W	104-84
3-5-04	North Charleston S.C.	L-OT	87-90
1-31-04	Chattanooga, Tenn.	W	82-74
2-24-03	STATESBORO	W	99-97

**FERGUSON ON A TEAR**

Eric Ferguson's return to league play in 2012 has been magical with the sophomore averaging 16.7 points per game in SoCon play. He dropped a double-double against Elon with 21 points and 14 rebounds before posting 20 points against Davidson. His average slipped against Samford at home with just 11 points, but he racked up another double-double with 12 rebounds. Against Wofford, Ferguson matched his career high with 26 points. Overall this season, Ferguson has 15.8 points per game.

**BEST LEAGUE START SINCE 2003-04**

With Georgia Southern's 4-1 start to league play, the Eagles posted their best start to league play since the 2003-04 season when Georgia Southern went 8-1 to open league play. Georgia Southern dropped its league opener to East Tennessee State, but rattled off eight-straight wins that year before losing again in conference play.

**HOT SHOOTING EAGLES**

The Eagle offense has improved on its numbers from last season, shooting .500 overall in the seasons' first three games after posting a .449 percentage last season. Georgia Southern shot .491 in the first two games against Valparaiso and Wake Forest before raising their game for a .515 average in the win over Webber International. Last season's team shot better than .491 just seven times in all of 2010-11. Georgia Southern shot .547 in the loss at Auburn and set a new season-high in the next game against Brewton-Parker with a .600 mark. To date, the Eagles are .467 overall this season and lead the SoCon.

**EAGLE UPSET FALLS SHORT**

Behind a season-high 23 points from Willie Powers III, Georgia Southern narrowly missed pulling the upset on Auburn on December 30th. The Eagles posted a then season-high .547 field goal percentage and allowed a season-low 11 turnovers in the game. GSU led by as many as 14 points in the game, but saw the Tigers comeback for the win.

**PRESEASON POLL**

Georgia Southern garnered respect from the Southern Conference Coaches and Media in the league's preseason polls. The coaches picked the Eagles third in the south division behind Davidson and College of Charleston. The third place selection placed the Eagles above Furman and two-time defending league champion Wofford. The league's media voted Georgia Southern fifth in the south division, but the Eagles got one first place vote.

**.500 IS THE KEY**

Under Head Coach Charlton "C.Y.'s" tutelage, Georgia Southern is 13-8 when shooting over .500 from the field. This season, however, GSU is 3-3 when going over 50% from the field.

**DOUBLE-DOUBLES**

Willie Powers III logged the Eagles' second double-double of the season in Georgia Southern's win over Brewton-Parker on January 2nd. Powers had 11 points and a tied a career-high with 11 assists. Just three days later, Eric Ferguson posted his second double-double of the season with 21 points and 14 rebounds. He added his third on January 12th against Samford.

Player	Category	Game	Date
Willie Powers III	12P/11A	at SAM	2-22-10
Willie Powers III	14P/10A	ELON	2-25-10
Willie Powers III	11P/11A	B-P	1-2-12
Cam. Baskerville	11P/13R	at TTU	11-23-10
Ben Drayton III	16P/10A	at DAV	2-16-11
Eric Ferguson	22P/10R	B-P	12-11-10
Eric Ferguson	19P/12R	at AUB	12-29-10
Eric Ferguson	20P/13R	VALPO	11-11-11
Eric Ferguson	21P/14R	at Elon	1-5-12
Eric Ferguson	11P/12R	SAMFORD	1-12-12
Marvin Baynham	10P/11R	at CofC	12-4-10

**FIRST POINTS/FIRST SUBSTITUTION**

Opponent	1st Pts.	How	Time	Opp	1st Sub	Time	G	G	G	F	F
V.C. (Exhib.)	Drayton	3-FG	19:13	17:31	Baynham	16:56	Powers	Drayton	Hewitt	Ferguson	Baskerville
PAINE (Exhib.)	Powers	FT	19:03	17:28	Baynham	17:18	Powers	Drayton	Hewitt	Ferguson	Baskerville
VALPO	Baynham	Layup	19:35	18:56	Pernell	16:35	Powers	Drayton	Hewitt	Baynham	Baskerville
at WF	Hewitt	3-FG	19:02	16:48	Bussey	15:30	Powers	Drayton	Hewitt	Ferguson	Baskerville
WEB. INT.	Ferguson	FG	19:36	19:00	4 Subs	15:46	Powers	Drayton	Hewitt	Ferguson	Baskerville
at USF	Drayton	FG	17:33	17:54	Ferguson	16:25	Powers	Drayton	Hewitt	Baynham	Baskerville
at SMU	Ferguson	Dunk	16:59	19:01	Pernell	16:45	Powers	Drayton	Hewitt	Ferguson	Baskerville
UTC	Hewitt	3-FG	18:32	19:42	Baynham/Mike	16:11	Powers	Drayton	Hewitt	Ferguson	Baskerville
APP. ST.	Baskerville	FG	19:39	19:15	Pernell/Baynham	14:18	Powers	Drayton	Hewitt	Ferguson	Baskerville
at EKU	Ferguson	Dunk	19:28	19:49	Pernell/Baynham	16:53	Powers	Drayton	Hewitt	Ferguson	Baskerville
at So. Ala.	Hewitt	Layup	18:11	19:20	Baynham/Bussey	15:21	Powers	Drayton	Hewitt	Ferguson	Baskerville
at Ga. St.	Ferguson	Layup	18:47	19:42	Baynham	17:10	Powers	Drayton	Hewitt	Ferguson	Baskerville
at Auburn	Ferguson	Layup	19:45	19:19	Baskerville	17:16	Powers	Drayton	Hewitt	Ferguson	Baynham
BREW-PARK	Ferguson	Dunk	19:48	17:55	Baskerville	17:55	Powers	Drayton	Hewitt	Ferguson	Baynham
at Elon	Hewitt	Layup	18:01	17:04	Baskerville/Brown	15:04	Powers	Drayton	Hewitt	Ferguson	Baynham
at Davidson	Ferguson	Layup	15:46	19:48	Baskerville	17:11	Powers	Drayton	Hewitt	Ferguson	Baynham
SAMFORD	Hewitt	3-FG	19:40	19:08	Baynham	15:54	Powers	Drayton	Hewitt	Ferguson	Baskerville
at Wofford	Hewitt	FG	17:33	19:26	Baskerville/Dunnican	15:51	Powers	Drayton	Hewitt	Ferguson	Baynham
at Furman	Bussey	3-FG	18:20	19:22	Hewitt	15:45	Powers	Drayton	Bussey	Ferguson	Baskerville
C-OF-C	Ferguson	Dunk	19:10	18:06	Baynham/Bussey	14:06	Powers	Drayton	Hewitt	Ferguson	Baskerville
CITADEL	Ferguson	Layup	19:39	17:45	Baynham/Bussey	16:46	Powers	Drayton	Hewitt	Ferguson	Baskerville
at Samford	Baskerville	Layup	17:53	18:10	Baynham/Bussey	13:56	Powers	Drayton	Hewitt	Ferguson	Baskerville
at UTC											
at WCU											
FURMAN											
WOFFORD											
at Citadel											
UNCG											
at C-of-C											
DAVIDSON											

**BY THE NUMBERS**

<b>2</b>	<b>51.4</b>
This season, Sam Mike will wear #2 after wearing #45 for his freshman season with the Eagles.	Georgia Southern's sophomore class has scored 51.4% of the Eagles points this season, posting 658 of GSU's 1280 total points.
<b>6</b>	<b>96</b>
Jelani Hewitt set a new career high with six three-pointers in the win over Chattanooga to open SoCon Play on December 1st.	Georgia Southern has scored a three-point basket in the last 96 consecutive games. Dating back to the 2009 Samford (1-29-09) game.
<b>8</b>	<b>1,128</b>
Georgia Southern is a perfect 8-0 when outscoring its opponent.	Georgia Southern Basketball has tallied 1,128 total wins since the program began in the 1926-27 season.
<b>8.6</b>	<b>1,215</b>
Georgia Southern finished the 2010-11 season with 8.6 steals per game to rank 16th nationally.	Willie Powers III ranks 28th all-time in scoring at Georgia Southern with 1,215 career points.
<b>11</b>	<b>1,368</b>
Willie Powers III matched a career high with 11 assists against Brewton-Parker. He scored 11 points in the game for his first double-double since the 2009-10 season.	Ben Drayton III ranks 19th in all-time scoring at Georgia Southern and needs 24 points to move into 18th place, matching Frank Bennett (2000-04) with 1,392 career points.
<b>14</b>	
Eric Ferguson pulled down a career-high 14 rebounds on at Elon.	

**GEORGIA SOUTHERN WEEKLY MEDIA PLANNER**

All times subject to change, please coordinate with AMR contact A.J. Henderson for exact times and to request players 24 hours in advance.

27	FRI	28	SAT	29	SUN	30	MON	31	TUE	1	WED	2	THUR
<b>INTERVIEWS (2:30 p.m.)</b> Hanner Fieldhouse		<b>Georgia Southern at Chattanooga</b> 8:00 p.m.  (103.7-FM)  <b>Postgame Press Conference</b>  GSU Locker Room Closed Coach Young and Players Approx. 15 minutes after the game.		<b>NO MEDIA AVAILABILITY</b>		<b>INTERVIEWS (TBA)</b> Hanner Fieldhouse		<b>INTERVIEWS (3:30 p.m.)</b> Hanner Fieldhouse		<b>INTERVIEWS (2:45 p.m.)</b> Hanner Fieldhouse		<b>INTERVIEWS (3:30 p.m.)</b> Hanner Fieldhouse	
Coach Young and Players upon request, please call Henderson (912-678-5052)						Coach Young and Players upon request, please call Henderson (912-678-5052)		Coach Young and Players upon request, please call Henderson (912-678-5052)		Coach Young and Players upon request, please call Henderson (912-678-5052)		Coach Young and Players upon request, please call Henderson (912-678-5052)	

**QUICK FACTS**

**GENERAL INFORMATION**

School..... Georgia Southern University  
 Location ..... Statesboro, Ga.  
 Founded ..... December 1, 1906  
 Enrollment ..... 19,691  
 Nickname ..... Eagles  
 Colors..... Navy Blue & White  
 Home Arena ..... Hanner Fieldhouse (4,358)  
 Conference..... Southern  
 President..... Dr. Brooks A. Keel  
 Athletics Director..... Sam Baker  
 Senior Woman Administrator ..... Cathy Beene  
 Faculty Athletics Rep..... Dr. Chris Geyerman  
 Athletics Department Phone ..... 912-478-5047  
 Ticket Office Phone..... 912-478-9467

**HISTORY**

First Year of Basketball ..... 1926-27  
 First Year of Division I ..... 1971-72  
 All-time Record..... 1,122-871  
 SoCon Record ..... 125-172  
 SoCon Championships..... 3 (2002, 2004, 2006)  
 SoCon Tournament Championships ..... 0  
 NCAA Appearances ..... 3 (1983, 1987, 1992)  
 NIT Appearances..... 3 (1988, 1989, 2006)

**TEAM INFORMATION**

2010-11 Record ..... 5-27  
 2010-11 SoCon Record..... 1-17  
 2010-11 SoCon Finish ..... 6th South  
 Starters Returning/Lost ..... 4/1  
 Letterwinners Returning/Lost..... 7/4  
 Newcomers..... 7

**COACHING STAFF**

Head Coach ..... Charlton "C.Y." Young  
 Assistant Coach ..... Steve Smith  
 Assistant Coach ..... Pershin Williams  
 Assistant Coach ..... Chris Capko  
 Director of Basketball Operations ..... Erik Podell  
 Basketball Office Phone ..... 912-478-1425  
 Basketball Athletic Trainer..... John Erwin  
 Basketball Strength Coach..... Brandon Howard

**START CHART**

Player	'07	'08	'09	'10	'11	Tot.	Cons.
Willie Powers III	31	11	30	20	91	32	
Ben Drayton III	22	6	32	20	81	53	
Jelani Hewitt	29	19	48	3			
Eric Ferguson	26	18	44	16			
Cameron Baskerville	11	9	15	34	4		
Marvin Baynham	14	7	21				
Tré Bussey	10	1	11				
Sam Mike	1		1				

**CHARTING THE EAGLES**

**POINT DISTRIBUTION**

Senior	446	33.4%
Junior	75	5.6%
Sophomore	697	52.2%
Freshman	114	8.5%
Total	1335	

**FT% IN FINAL 5 MINUTES**

Sam Mike	2-2	1.000
Willie Powers III	17-20	.850
Ben Drayton III	22-27	.814
Jelani Hewitt	8-10	.800
Marvin Baynham	3-4	.750
Cameron Baskerville	2-3	.667
Eric Ferguson	13-20	.650
Tré Bussey	4-8	.500
Tracy Ham Jr.	0-2	.000
Total	71-96	.740

**DUNKS**

Eric Ferguson	44	6 - COFC
Tyrone Brown	9	2 - Twice
Kameron Dunnican	4	2 - B-P
Marvin Baynham	3	2 - B-P
Cameron Baskerville	2	1 - ASU

**RECORD WATCH**

**CAREER SCORING**

10.	Don "Whitey" Verstaete	58-60	1,519
11.	Charlton "C.Y." Young	89-93	1,517
12.	Bill Pickens	62-66	1,501
13.	Bo Warren	54-57	1,479
14.	Richard Wallace	70-74	1,474
15.	Jimmy Rose	65-68	1,430
16.	John Fowler	76-80	1,410
17.	Steve Buckler	68-71	1,393
18.	Frank Bennett	00-04	1,392
19.	<b>Ben Drayton III</b>	<b>08-Pr.</b>	<b>1,368</b>
20.	Don Adler	63-66	1,346
21.	Fran Florian	62-64	1,341
22.	Mike Richard	63-66	1,298
23.	Donte Gennie	03-07	1,288
24.	Terry Williams	01-05	1,264
25.	Kashien Latham	98-02	1,237
26.	<b>Willie Powers III</b>	<b>07-Pr.</b>	<b>1,215</b>
27.	Roger Moore	67-69	1,200
28.	Connie Lewis	59-62	1,190
--	<b>Eric Ferguson</b>	<b>10-Pr.</b>	<b>689</b>

**CAREER ASSISTS**

1.	Dwayne Foreman	04-08	588
2.	Charlton Young	89-93	530
3.	Terry Williams	01-05	473
4.	<b>Willie Powers III</b>	<b>07-Pr.</b>	<b>406</b>
5.	Michael Stokes	84-88	386
5.	Sean Peterson	00-02	373
7.	Phil Leisure	75-79	346
8.	<b>Ben Drayton III</b>	<b>08-Pr.</b>	<b>344</b>

**CAREER STEALS**

1.	Terry Williams	01-05	221
2.	Elton Nesbitt	03-06	194
3.	Julius Jenkins	99-03	172
4.	Charlton Young	89-93	162
5.	Dwayne Foreman	07-08	160
6.	Lonnie Edwards	93-95	157
7.	<b>Ben Drayton III</b>	<b>08-Pr.</b>	<b>152</b>

**GSU'S RECORD WHEN**

	Under CY	2011-12
Home	20-17	7-1
Away	2-38	1-11
Neutral Site	0-4	-
GS Leads at the Half	12-8	5-1
GS Trails at the Half	8-54	2-11
Tied at the Half	1-0	1-0
Overtime	3-2	1-0
GS shoots over 50% from field	13-8	3-3
GS shoots 40-49.9% from field	8-34	4-7
GS shoots under 40% from field	1-20	1-2
Opp. shoots over 50% from field	5-38	2-6
Opp. shoots 40-49.9% from field	13-18	3-5
Opp. shoots under 40% from field	4-6	3-1
GS has more Rebounds	11-14	6-3
Opponent has more Rebounds	10-47	2-9
Rebounds tied	1-1	-
GS has more Offensive Rebounds	9-24	6-4
Opponent has more Off. Reb.	11-30	1-7
Offensive rebounds tied	2-8	1-1
GS commits more Turnovers	7-30	3-5
Opponent commits more TO	14-26	5-5
Turnovers tied	1-6	0-1
GS scores 80 or more Points	12-6	3-1
GS scores 70-79 Points	4-12	2-3
GS scores 60-69 Points	5-16	2-1
GS scores 50-59 Points	1-21	1-5
GS scores under 50 points	0-6	0-2
Opponent scores 80 or more Points	3-26	0-4
Opponent scores 70-79 Points	9-17	2-3
Opponent scores 60-69 Points	5-13	4-3
Opponent scores 50-59 Points	5-6	2-2
On Monday	4-4	2-1
On Tuesday	0-5	-
On Wednesday	3-9	0-2
On Thursday	6-13	3-3
On Friday	2-6	1-2
On Saturday	6-22	2-3
On Sunday	1-3	0-1

**GSU IN SOCON RANKINGS**

(Through Games of 1-26-12)

CATEGORY	RK.	NO.	LEADER
Scoring Offense	8	66.8	Davidson (79.2)
Scoring Defense	6	69.2	Wofford (61.7)
Scoring Margin	9	-2.5	Davidson (+9.9)
Free Throw Pct.	5	.671	Davidson (.782)
Field Goal Pct.	1	.467	-
FG Pct. Defense	10	.467	UTC (.393)
3-Point Pct.	T-3	.346	App. St. (.366)
3-Point Pct. Def.	2	.302	UTC (.302)
Rebound Offense	12	31.2	UTC (40.0)
Rebound Defense	4	32.0	Wofford (31.1)
Rebound Margin	7	-0.9	Davidson (+6.2)
Blocked Shots	10	2.1	App. St. (4.5)
Assists	7	12.6	UTC (15.5)
Steals	4	7.0	WCU (7.8)
Turnover Margin	7	-0.60	WCU (+1.57)
Asst./TO Ratio	9	0.8	Wofford (1.2)
Offensive Reb.	12	9.4	UNCG (14.9)
Defensive Reb.	11	21.8	UTC (28.7)
Def. Rebound Pct.	5	.687	UTC (.737)
Off. Rebound Pct.	9	.298	Furman (.380)
3-Pointers Made	12	5.4	Samford (8.9)

CATEGORY	PLAYER	RK.	NO.
Scoring	Eric Ferguson	5	15.8
	Ben Drayton III	18	11.5
	Willie Powers III	24	10.9
Rebounding	Eric Ferguson	5	7.0
	Eric Ferguson	4	.570
Field Goal Pct.	Willie Powers III	2	5.3
	Ben Drayton III	8	3.3
Assists	Willie Powers III	6	.825
	Ben Drayton III	10	1.3
Free Throw Pct.	Eric Ferguson	2	1.7
	Ben Drayton III	7	.404
Steals	Jelani Hewitt	7	2.0
	Eric Ferguson	4	1.1
3-PT FG Pct.	Willie Powers III	4	1.9
	Ben Drayton III	6	1.6
3-PT FG Made	Eric Ferguson	10	2.2
	Eric Ferguson	6	4.8
Blocked shots	Eric Ferguson	6	4.8
	Ben Drayton III	9	32.3
Assist/TO Ratio	Eric Ferguson	6	4.8
	Ben Drayton III	9	32.3
Offensive Reb.	Eric Ferguson	10	2.2
Defensive Reb.	Eric Ferguson	6	4.8
Minutes Played	Ben Drayton III	9	32.3

**GSU IN NCAA RANKINGS**

(Through games of 1-22-12)

CATEGORY	RNK.	NO.	LEADER
Scoring Offense	205	66.8	UNC (85.1)
Scoring Defense	242	69.8	Wisconsin (49.6)
Scoring Margin	245	-3.0	Ohio St. (22.0)
Field Goal Pct.	58	.466	Creighton (51.4)
Field Goal Pct. Defense	300	.465	Wisconsin (35.9)
3-Pt FG Per Game	230	5.5	Florida (10.6)
3-Pt FG Pct.	120	.355	Creighton (.451)
3-Pt FG Pct. Defense	54	.309	Virginia Tech (25.4)
Free Throw Pct.	239	.663	Webber St. (.809)
Rebound Margin	240	-1.5	UNC (11.5)
Assist Per Game	201	12.6	Iona (20.4)
Asst.-TO Ratio	253	0.81	Missouri (1.64)
Blocked Shots Per Gm	318	1.9	Kentucky (9.3)
Steals Per Gm	153	6.9	Syracuse (10.5)
Turnovers Per Game	285	15.6	Wisconsin (9.0)
Turnover Margin	214	-0.4	Syracuse (7.2)
Personal Fouls Per Gm	276	19.9	Siena (13.4)

CATEGORY	PLAYER	RNK.	NO.
Points PG	Eric Ferguson	109	16.3
Field-Goal Pct.	Eric Ferguson	26	.571
3-FG PG	Jelani Hewitt	248	1.9
Rebounds PG	Eric Ferguson	162	7.0
Assists per game	Willie Powers III	62	5.1
	Ben Drayton III	247	3.3
Blocked Shots PG	Eric Ferguson	243	1.1
Steals PG	Eric Ferguson	250	1.4
Assist/TO Ratio	Willie Powers III	131	1.78
	Ben Drayton III	175	1.62

2011-12 OVERALL STATISTICS

RECORD:	OVERALL	HOME	AWAY	NEUTRAL
ALL GAMES	8-12	7-1	1-11	0-0
CONFERENCE	6-4	5-0	1-4	0-0
NON-CONFERENCE	2-8	2-1	0-7	0-0

#	Player	gp	qs	min	Total		3-Point		F-Throw		Rebounds				pf	dq	a	to	blk	stl	pts	avg			
					fg	fga	fg%	3fg	3fga	3fg%	ft	fta	ft%	off									def	tot	avg
03	FERGUSON, Eric	20	18	552	27.6	130-228	.570	5-21	.238	51-89	.573	44	95	139	7.0	65	2	14	39	21	33	316	15.8		
00	DRAYTON, Ben	20	20	646	32.3	82-191	.429	17-53	.321	48-73	.658	13	27	40	2.0	36	0	65	41	0	25	229	11.5		
50	POWERS, Willie	20	20	620	31.0	72-165	.436	21-61	.344	52-63	.825	8	71	79	4.0	45	1	106	56	1	22	217	10.9		
05	HEWITT, Jelani	20	19	566	28.3	70-168	.417	40-99	.404	21-26	.808	17	48	65	3.3	39	0	27	33	2	20	201	10.1		
11	BUSSEY, Tré	20	1	334	16.7	43-99	.434	19-48	.396	15-25	.600	9	18	27	1.4	24	0	4	19	0	9	120	6.0		
32	BASKERVILLE, Camer	20	15	408	20.4	28-57	.491	0-5	.000	27-35	.771	16	38	54	2.7	59	2	9	33	8	9	83	4.2		
25	BROWN, Tyrone	20	0	158	7.9	23-39	.590	0-0	.000	4-8	.500	13	12	25	1.3	18	0	4	16	3	5	50	2.5		
10	BAYNHAM, Marvin	20	7	320	16.0	17-41	.415	0-0	.000	13-22	.591	27	45	72	3.6	52	2	5	27	2	8	47	2.4		
01	PERNELL, Jessie	19	0	248	13.1	18-47	.383	6-23	.261	2-4	.500	4	28	32	1.7	16	0	11	16	0	5	44	2.3		
13	HARVEY, Edwin	2	0	3	1.5	1-1	1.000	0-0	.000	0-0	.000	1	1	2	1.0	1	0	0	1	0	0	2	1.0		
02	MIKE, Sam	6	0	35	5.8	2-4	.500	0-0	.000	2-3	.667	2	0	2	0.3	6	0	0	5	0	1	6	1.0		
34	DUNNICAN, Kameron	20	0	142	7.1	8-14	.571	0-0	.000	2-3	.667	12	19	31	1.6	26	0	5	15	4	3	18	0.9		
24	WADDELL, Chad	8	0	11	1.4	1-3	.333	0-1	.000	0-0	.000	1	0	1	0.1	0	0	1	2	0	0	2	0.3		
12	GOYDISH, Joe	2	0	2	1.0	0-0	.000	0-0	.000	0-0	.000	0	1	1	0.5	1	0	0	0	0	0	0	0.0		
04	HAM, Tracy	3	0	5	1.7	0-2	.000	0-1	.000	0-2	.000	0	0	0	0.0	2	0	0	1	0	0	0	0.0		
Team												21		32		53						1		10	
Total.....		20		4050		495-1059	.467	108-312	.346	237-353	.671	188	435	623	31.2	391	7	251	314	41	140	1335	66.8		
Opponents.....		20		4050		492-1054	.467	117-387	.302	284-410	.693	198	443	641	32.0	363	13	277	302	42	126	1385	69.2		

TEAM STATISTICS	GSU	OPP
SCORING	1335	1385
Points per game	66.8	69.2
Scoring margin	-2.5	-
FIELD GOALS-ATT	495-1059	492-1054
Field goal pct	.467	.467
3 POINT FG-ATT	108-312	117-387
3-point FG pct	.346	.302
3-pt FG made per game	5.4	5.9
FREE THROWS-ATT	237-353	284-410
Free throw pct	.671	.693
F-Throws made per game	11.9	14.2
REBOUNDS	623	641
Rebounds per game	31.2	32.0
Rebounding margin	-0.9	-
ASSISTS	251	277
Assists per game	12.6	13.9
TURNOVERS	314	302
Turnovers per game	15.7	15.1
Turnover margin	-0.6	-
Assist/turnover ratio	0.8	0.9
STEALS	140	126
Steals per game	7.0	6.3
BLOCKS	41	42
Blocks per game	2.1	2.1
ATTENDANCE	13491	31320
Home games-Avg/Game	8-1686	12-2610
Neutral site-Avg/Game	-	0-0

Date	Opponent	Score	Att.
11/11/11	VALPARAISO	L 81-90	2547
11/16/11	at Wake Forest	L 72-81	6719
11/18/11	WEBBER INT.	w 84-61	723
11/23/11	at USF	L 46-66	2361
11/27/11	at SMU	L 49-55	1492
12/1/11	CHATTANOOGA	w 84-76	1476
12/3/11	APPALACHIAN STATE	w 73-62	1536
12/10/11	at Eastern Kentucky	L 59-63	2100
12/19/11	at South Alabama	L 57-70	1856
12/22/11	at Georgia State	L 52-72	1937
12/30/11	at Auburn	L 75-78	6061
01/02/12	BREWTON-PARKER	w 88-60	1247
01/05/12	at Elon	w 69-63	1310
01/07/12	at Davidson	L 74-96	3395
01/12/12	SAMFORD	w 58-53	1372
01/14/11	at Wofford	L 63-88	1755
01/19/12	at Furman	L 54-64	1432
1/21/12	CHARLESTON	w 64-58	3025
1/23/12	THE CITADEL	Wo2 78-72	1565
01/26/12	at Samford	L 55-57	902

\* - Conference game

Score by Periods	1st	2nd	OT	OT2	Totals
Georgia Southern	591	726	4	14	1335
Opponents	637	736	4	8	1385

2011-12 GEORGIA SOUTHERN TOP PERFORMANCES

POINTS

26 - Eric Ferguson	at Wofford	1-14-12
23 - Jelani Hewitt	at Samford	1-26-12
23 - Willie Powers III	at Auburn	12-30-11
21 - Eric Ferguson	at Elon	1-5-12
20 - Eric Ferguson	at Davidson	1-7-12
20 - Eric Ferguson	at Auburn	12-30-11
20 - Eric Ferguson	VALPARAISO	11-11-11
20 - Ben Drayton III	CHATTANOOGA	12-1-11
20 - Jelani Hewitt	CHATTANOOGA	12-1-11

REBOUNDS

14 - Eric Ferguson	at Elon	1-5-12
13 - Eric Ferguson	VALPARAISO	11-11-11
12 - Eric Ferguson	SAMFORD	1-12-12
9 - Eric Ferguson	APPALACHIAN STATE	12-3-11
9 - Eric Ferguson	THE CITADEL	1-23-12
8 - 5 Times		

ASSISTS

11 - Willie Powers III	BREWTON-PARKER	1-2-12
8 - Willie Powers III	THE CITADEL	1-23-12
8 - Willie Powers III	APPALACHIAN STATE	12-3-11
8 - Ben Drayton III	at Davidson	1-7-12
7 - 3 Times		

STEALS

5 - Willie Powers III	VALPARAISO	11-11-11
4 - Eric Ferguson	THE CITADEL	1-21-12
4 - Ben Drayton III	at Wake Forest	11-16-11
4 - Eric Ferguson	at Furman	1-19-12
3 - 8 Times		

BLOCKED SHOTS

4 - Eric Ferguson	at Wake Forest	11-16-11
2 - 6 Times		

**LAST GAME AGAINST CHATTANOOGA**



Official Basketball Box Score -- Game Totals -- Final Statistics  
**Chattanooga vs Georgia Southern**  
 12/1/11 7:00 p.m. at Hanner Fieldhouse - Statesboro, Ga.



**Chattanooga 76 • 2-5**

#	Player	f/g	Total			3-Ptr			Rebounds			PF	TP	A	TO	Blk	Stl	Min
			FG-FGA	FG-FGA	FT-FTA	FG-FGA	FG-FGA	FT-FTA	Off	Def	Tot							
20	ZLOVARIC, Drazen	f	5-9	0-0	0-0	0	1	1	0	10	0	0	0	0	1	18		
21	EARLY, Chris	f	1-4	0-2	0-0	1	6	7	5	2	2	3	0	1	17			
00	WATTAD, Omar	g	4-13	3-9	0-3	2	3	5	1	11	3	0	0	2	31			
03	BELL, Keegan	g	2-2	1-1	0-0	0	1	1	1	5	6	2	0	1	39			
22	TAYLOR, Ricky	g	5-10	2-5	4-4	0	2	2	3	16	3	1	0	0	25			
01	STOKES, Lance		4-4	0-0	0-1	0	0	0	3	8	1	2	0	0	6			
02	HAMPTON, Dontay		2-4	1-2	2-2	1	1	2	2	7	0	1	0	1	8			
11	WHITE, Ronrico		2-3	2-3	0-2	0	0	0	1	6	1	1	0	0	15			
30	MASON, Z.		1-5	0-1	3-4	3	4	7	0	5	2	3	0	1	19			
32	BURROUGHS, Jahmal		2-3	0-0	0-0	1	0	1	1	4	1	1	0	0	14			
34	BRYANT, Jared		1-2	0-0	0-0	0	2	2	0	2	0	0	0	0	8			
	Team					2	0	2										
Totals			29-59	9-23	9-16	10	20	30	17	76	19	14	0	7	200			

FG % 1st Half: 11-30 36.7% 2nd half: 18-29 62.1% Game: 29-59 49.2% Deadball Rebounds: 4  
 3FG % 1st Half: 4-14 28.6% 2nd half: 5-9 55.6% Game: 9-23 39.1%  
 FT % 1st Half: 5-8 62.5% 2nd half: 4-8 50.0% Game: 9-16 56.3%

**Georgia Southern 84 • 2-4**

#	Player	f/g	Total			3-Ptr			Rebounds			PF	TP	A	TO	Blk	Stl	Min
			FG-FGA	FG-FGA	FT-FTA	FG-FGA	FG-FGA	FT-FTA	Off	Def	Tot							
32	BASKERVILLE, Camero	f	0-1	0-0	2-3	4	2	6	1	2	2	1	0	0	18			
00	DRAYTON, Ben	g	8-12	2-3	2-5	1	2	3	1	20	6	2	0	2	31			
03	FERGUSON, Eric	g	8-15	0-1	1-1	1	6	7	4	17	4	3	0	3	29			
05	HEWITT, Jelani	g	7-10	6-8	0-0	0	1	1	4	20	0	3	0	3	27			
50	POWERS, Willie	g	3-12	2-6	2-2	0	3	3	1	10	7	3	0	0	33			
01	PERNELL, Jessie		0-5	0-4	0-0	0	2	2	0	0	0	1	0	0	13			
02	MIKE, Sam		0-0	0-0	0-0	0	0	0	1	0	0	1	0	0	2			
10	BAYNHAM, Marvin		1-1	0-0	0-0	2	2	4	1	2	1	0	0	0	20			
11	BUSSEY, Tré		4-4	1-1	2-4	2	1	3	1	11	0	1	0	1	17			
25	BROWN, Tyrone		0-0	0-0	2-2	2	1	3	0	2	0	1	0	0	5			
34	DUNNICAN, Kameron		0-0	0-0	0-0	1	2	3	1	0	1	1	0	1	5			
	Team					0	1	1										
Totals			31-60	11-23	11-17	13	23	36	15	84	21	17	0	10	200			

FG % 1st Half: 18-34 52.9% 2nd half: 13-26 50.0% Game: 31-60 51.7% Deadball Rebounds: 2  
 3FG % 1st Half: 6-12 50.0% 2nd half: 5-11 45.5% Game: 11-23 47.8%  
 FT % 1st Half: 0-3 0.0% 2nd half: 11-14 78.6% Game: 11-17 64.7%

Officials: James Barker, Glen Tuitt, Nathan Quick  
 Technical fouls: Chattanooga-None. Georgia Southern-None.  
 Attendance: 1476

Score by periods	1st	2nd	Total
Chattanooga	31	45	76
Georgia Southern	42	42	84

	In	Off	2nd	Fast	
Points	Paint	T/O	Chance	Break	Bench
UTC	32	16	8	4	32
GSU	28	17	19	10	15

Last FG - UTC 2nd-00:08, GSU 2nd-01:56.  
 Largest lead - UTC by 4 1st-18:55, GSU by 16 2nd-04:07.

Score tied - 2 times.  
 Lead changed - 1 time.

**MISCELLANEOUS STATS**

**Gms as Leading Scorer ..... Overall (Tie)**  
 Eric Ferguson ..... 12 (2)  
 Jelani Hewitt ..... 4 (3)  
 Willie Powers III..... 4 (0)  
 Ben Drayton III ..... 2 (1)

**Games Leading in Assists. Overall (Tie)**  
 Willie Powers III..... 16 (2)  
 Ben Drayton III ..... 4 (2)  
 Jelani Hewitt..... 2 (2)  
 Jessie Pernel ..... 1 (1)  
 Kameron Dunnican..... 1 (1)

**Double-Figure Scoring Games**  
 Eric Ferguson ..... 16  
 Ben Drayton III ..... 14  
 Willie Powers III..... 12  
 Jelani Hewitt..... 9  
 Tré Bussey..... 6  
 Cameron Baskerville..... 1

**20-Point Games**  
 Eric Ferguson ..... 5  
 Ben Drayton III ..... 1  
 Jelani Hewitt..... 1  
 Willie Powers III..... 1

**Games as Leading Rebounder .. Overall (Tie)**  
 Eric Ferguson ..... 15 (3)  
 Cameron Baskerville..... 3 (2)  
 Willie Powers III..... 2 (1)  
 Tyrone Brown..... 1 (1)  
 Marvin Baynham..... 1 (0)  
 Kameron Dunnican..... 1 (0)  
 Ben Drayton III ..... 1 (1)

**Double-Doubles ..... Season**  
 Eric Ferguson ..... 3  
 Willie Powers III..... 1

**30-Point Games**  
 None

**10-Rebound Games**  
 Eric Ferguson ..... 3

**10-Assist Games**  
 Willie Powers III..... 1

## INDIVIDUAL AND TEAM SUPERLATIVES

<b>INDIVIDUAL</b>	<b>GEORGIA SOUTHERN</b>	<b>OPPONENT</b>
<b>Points Scored</b>	26 - Eric Ferguson - at Wofford - 1.14.12	29 - Jake Cohen - at Davidson - 1.7.12
<b>Points Scored in a half</b>	18 (2nd) - Willie Powers III - at Auburn - 12.30.11	24 (1st) - Jake Cohen - at Davidson - 1.7.12
<b>Offensive rebounds</b>	5 - Eric Ferguson - Twice	8 - Ryan Broekhoff - VALPO - 11.11.11
<b>Defensive rebounds</b>	11 - Eric Ferguson - at Elon - 1.5.12	12 - Charlie Reddick - at Furman - 1.19.12
<b>Total rebounds</b>	14 - Eric Ferguson - at Elon - 1.5.12	14 - Twice
<b>Field goals</b>	10 - Eric Ferguson - at Wofford - 1.14.12	10 - De'Mon Brooks - at Davidson - 1.7.12
<b>Field goal attempts</b>	17 - Twice	13 - 7 Times
<b>3-Point field goals</b>	6 - Jelani Hewitt - CHATTANOOGA - 12.1.11	5 - Jack Isenbarger - at Elon - 1.5.12
<b>3-Point field goal attempts</b>	8 - Twice	8 - London Giles - at SMU - 11.27.11
<b>Free throws</b>	11 - Willie Powers III - THE CITADEL - 1.23.12	13 - Ryan Broekhoff - VALPO - 11.11.11
<b>Free throw attempts</b>	12 - Willie Powers III - THE CITADEL - 1.23.12	16 - Ryan Broekhoff - VALPO - 11.11.11
<b>Assists</b>	11 - Willie Powers III - BREWTON-PARKER - 1.2.12	7 - Jermaine Samarrippas - at SMU - 11.27.11
<b>Steals</b>	5 - Willie Powers III - VALPO - 11.11.11	4 - 3 Times
<b>Blocked shots</b>	4 - Eric Ferguson - at Wake Forest - 11.16.11	2 - 5 Times
<b>Minutes played (regulation game)</b>	37 - Ben Drayton III - at Auburn - 12.30.11	39 - Gabriel Rutledge - WEBBER INT. - 11.18.11

<b>TEAM</b>	<b>GS HIGH</b>	<b>GS LOW</b>	<b>OPP HIGH</b>	<b>OPP LOW</b>
<b>Points Scored</b>	84 - Twice	46 - at USF - 11.23.11	96 - at DAV - 1.7.12	53 - SAM - 1.2.12
<b>Points Scored in a half</b>	51 (1st) - WIU - 11.18.11	18 (1st) - at SMU - 11.27.11	53 (1st) - at DAV - 1.7.12	21 (2nd) - SAM - 1.2.12
<b>Victory Margin</b>	28 - B-P - 1.2.12	5 - SAM - 1.12.12	25 - at WOF - 1.14.12	2 - at SAMFORD - 1.26.12
<b>Field goals</b>	36 - B-P - 1.2.12	14 - at USA- 12.19.11	33 - at DAV - 1.7.12	17 - at SMU - 11.27.11
<b>Field goal attempts</b>	66 - WIU - 11.18.11	44 - at Ga. St. - 12.22.11	64 - at Elon - 1.5.12	41 - at USF - 11.23.11
<b>Field goal percentage</b>	.600 - B-P - 1.2.12	.298 - at USA - 12.19.11	.615 - at WOF - 1.14.12	.328 - WIU - 11.18.11
<b>3-Point field goals</b>	11 - UTC - 12.1.11	2 - at ECU - 12.10.11	11 - at DAV - 1.7.12	2 - Twice
<b>3-Point field goal attempts</b>	23 - UTC - 12.1.11	11 - Twice	27 - at Elon - 1.5.11	10 - at USA - 12.19.11
<b>3-Point FG percentage</b>	.545 - VALPO - 11.11.11	.154 - at ECU - 12.10.11	.579 - at DAV - 1.7.12	.118 - WIU - 11.18.11
<b>Free throws</b>	24 - CIT - 1.23.12	5 - at Ga. St. - 12.22.11	32 - VALPO - 11.11.11	4 - SAM - 1.12.12
<b>Free throw attempts</b>	32 - VALPO - 11.11.11	7 - at Ga. St. - 12.22.11	45 - VALPO - 11.11.11	6 - SAM - 1.12.12
<b>Free throw percentage</b>	.793 - at USA - 12.19.11	.500 - Twice	.905 - at DAV - 1.7.12	.462 - ASU - 12.3.11
<b>Offensive rebounds</b>	13 - Twice	3 - at DAV - 1.7.12	16 - Twice	4 - at USF - 11.23.11
<b>Defensive rebounds</b>	36 - WIU - 11.18.11	14 - at ECU - 12.10.11	29 - at DAV - 1.7.12	17 - Twice
<b>Total rebounds</b>	48 - WIU - 11.18.11	19 - at DAV - 1.7.12	42 - at USA - 12.19.11	22 - at SAMFORD - 1.26.12
<b>Rebound margin</b>	+15 - WIU - 11.18.11	+3 - ASU - 12.3.11	-17 - at DAV - 1.7.12	-1 - Twice
<b>Personal fouls</b>	32 - VALPO - 11.11.11	13 - Twice	25 - Twice	10 - WIU - 11.18.11
<b>Assists</b>	21 - B-P - 1.2.12	7 - Twice	21 - at DAV - 1.7.12	7 - Twice
<b>Turnovers</b>	26 - at Ga. St. - 12.22.11	11 - Twice	20 - Twice	8 - at WOF - 1.14.12
<b>Steals</b>	13 - at FUR - 12.1.11	3 - Twice	14 - at Ga. St. - 12.22.11	0 - SAM - 1.12.12
<b>Blocked shots</b>	6 - CIT - 1.23.12	0 - Twice	6 - at WF - 11.16.11	0 - SAM - 1.12.12
<b>Double-figure scorers</b>	5 - Twice	1 - at WOF - 1.14.12	5 - Twice	1 - 3 Times

**EX-1** **VOORHEES** **66**  
**Oct. 27, 2011** **GEORGIA SOUTHERN** **97**  
*EAGLES ROLL IN FIRST PRESEASON TEST*

**HANNER FIELDHOUSE** **STATESBORO**

VOORHEES	fg	3fg	ft	o-d-t	pf	TP	a	to	bs	s	mp
02 McArthur*	4-7	0-0	3-5	3-8-11	5	11	1	3	0	1	25
05 Dotson*	3-5	1-1	3-4	0-4-4	2	10	3	9	0	1	31
10 Phillips*	4-12	2-7	1-3	1-3-4	4	11	1	1	0	0	28
35 Evans*	3-5	2-3	0-0	1-3-4	2	8	0	2	0	0	30
55 Waters*	1-6	0-0	1-2	1-0-1	5	3	1	2	0	0	13
00 Coleman	4-7	0-0	0-0	1-3-4	3	8	0	3	0	0	31
01 Brown	0-0	0-0	0-0	0-1-1	2	0	1	0	0	1	9
11 Johnson	4-11	2-5	2-2	2-2-4	1	12	0	3	0	0	20
14 Datcher	1-2	1-2	0-0	0-0-0	2	3	1	1	0	0	13
TEAM				1-4-5							
Totals.....	24-55	8-18	10-16	10-28-38	26	66	8	24	0	3	200

GSU	fg	3fg	ft	o-d-t	pf	TP	a	to	bs	s	mp
00 Drayton*	7-18	2-9	5-6	0-1-1	3	21	4	2	0	9	33
03 Ferguson*	8-12	0-1	3-5	3-5-8	3	19	2	0	1	1	25
05 Hewitt*	5-13	2-5	3-3	1-3-4	1	15	1	1	0	2	29
32 Baskerville*	1-2	0-0	2-3	1-1-2	4	4	2	2	0	0	28
50 Powers*	2-8	1-3	3-5	0-3-3	1	8	7	2	0	2	33
04 Ham	0-0	0-0	0-0	0-0-0	0	0	0	0	0	0	0+
10 Baynham	2-4	0-0	3-4	4-1-5	5	7	0	0	0	0	15
11 Bussey	6-10	3-7	3-4	3-3-6	1	18	0	0	0	2	20
24 Waddell	1-1	1-1	0-0	0-0-0	0	3	0	0	0	0	2
34 Dunnican	1-3	0-0	0-0	2-7-9	1	2	0	1	0	1	15
TEAM				4-2-6							
Totals.....	33-71	9-26	22-30	18-26-44	19	97	16	8	3	17	200

	1st	2nd	OT	Total	FG%	3FG%	FT%
Voorhees Coll.	27	39	--	66	43.6	44.4	62.5
Ga. Southern	44	53	--	97	46.5	37.6	73.3

Points in the paint-VC 24, GS 36. Points off TO-VC 11, GS 31.  
 2nd chance points-VC 10, GS 18. Fast break points-VC 4, GS 6.  
 Bench points-VC 23, GS 30. Score tied 2 times. Lead change 2 times.  
 Largest lead-VC by 5 1st-11:09. GS by 31 2nd-00:31.  
 Officials:

**EX-2** **PAINE COLLEGE** **76**  
**Nov. 4, 2011** **GEORGIA SOUTHERN** **97**  
*HOMECOMING STARTS WITH WIN OVER PAINE*

**HANNER FIELDHOUSE** **STATESBORO**

PAINE COLL.	fg	3fg	ft	o-d-t	pf	TP	a	to	bs	s	mp
15 Feliciano*	3-5	2-2	4-4	0-2-2	1	12	0	6	0	2	24
34 Young*	2-3	0-0	0-0	4-2-6	4	4	1	0	0	0	20
12 Luellen*	5-11	0-4	4-6	0-1-1	2	14	0	3	0	1	35
14 Devlin*	3-5	2-4	1-2	0-3-3	4	9	1	6	0	0	12
20 Jordan*	4-9	3-6	3-4	3-4-7	3	14	0	2	0	0	27
01 Gibson	0-0	0-0	0-0	0-1-1	3	0	2	3	0	1	15
10 Hodge	1-1	0-0	0-0	0-0-0	0	2	0	3	0	0	7
22 McFadden	2-2	0-0	0-0	0-0-0	5	4	1	6	0	0	12
25 Smith	3-5	0-0	0-0	0-6-6	1	6	0	2	0	0	17
32 Pettigrew	1-1	0-0	0-0	0-0-0	0	2	0	0	0	0	7
44 Dorceus	3-4	0-0	3-3	0-0-0	2	9	0	3	0	0	24
TEAM				5-1-6							
Totals.....	27-46	7-16	15-19	12-20-32	25	76	5	34	0	4	200

GSU	fg	3fg	ft	o-d-t	pf	TP	a	to	bs	s	mp
00 Drayton*	9-14	1-1	3-3	0-1-1	4	22	1	6	0	4	33
03 Ferguson*	6-12	0-0	2-2	2-3-5	4	14	3	2	0	1	30
05 Hewitt*	6-9	3-4	2-4	2-2-4	2	17	3	0	0	2	28
32 Baskerville*	2-5	0-2	4-4	1-0-1	4	8	1	0	0	2	21
50 Powers*	3-12	1-4	8-10	1-0-1	2	15	7	3	0	5	30
01 Pernel	1-1	0-0	2-2	0-0-0	2	4	0	0	0	0	8
04 Ham	0-0	0-0	0-0	0-0-0	0	0	0	0	0	0	0+
10 Baynham	5-7	0-0	2-4	4-0-4	4	12	0	0	0	1	16
11 Bussey	1-3	0-2	1-4	1-0-1	0	3	1	0	0	2	20
13 Harvey	0-0	0-0	0-0	0-0-0	0	0	0	0	0	0	0+
24 Waddell	0-1	0-1	0-0	0-0-0	0	0	0	0	0	0	1
34 Dunnican	1-1	0-0	0-0	1-4-5	1	2	0	1	0	0	13
TEAM				7-2-9							
Totals.....	34-65	5-14	24-33	19-12-31	23	97	16	12	0	17	200

	1st	2nd	OT	Total	FG%	3FG%	FT%
Paine College	37	39	--	76	48.7	43.8	78.9
Ga. Southern	43	54	--	97	52.3	35.7	72.7

Points in the paint-PC 18, GS 34. Points off TO-PC 13, GS 47.  
 2nd chance points-PC 16, GS 16. Fast break points-PC 2, GS 8.  
 Bench points-PC 23, GS 21. Score tied 0 times. Lead change 0 times.  
 Largest lead-PC None. GS by 23 2nd-00:12.  
 Officials:

**1** **VALPARAISO** **90**  
**Nov. 11, 2011** **GEORGIA SOUTHERN** **81**  
*EAGLES LOOK GOOD IN SEASON OPENER*

**HANNER FIELDHOUSE** **STATESBORO**

VALPO (1-1)	fg	3fg	ft	o-d-t	pf	TP	a	to	bs	s	mp
55 Van Wijk*	4-6	0-0	2-3	4-3-7	5	10	0	3	0	0	22
15 Buggs*	2-3	0-0	5-11	0-0-0	4	9	1	2	0	2	22
21 Bogan*	8-12	2-6	1-2	0-0-0	5	19	4	1	0	0	34
23 Kenney*	4-4	0-0	4-5	1-4-5	2	12	1	3	0	3	36
45 Broekhoff*	4-11	1-6	13-16	8-5-13	4	22	3	2	1	0	38
00 Edwards	4-11	0-4	4-4	3-6-9	4	12	1	4	0	0	24
03 Vucic	0-0	0-0	0-0	0-1-1	0	0	0	0	0	0	1
20 Kurth	1-3	1-3	3-4	0-0-0	1	6	0	4	0	0	23
TEAM				0-2-2							1
Totals.....	27-50	4-19	32-45	16-21-37	25	90	10	20	1	5	200

GSU (0-1)	fg	3fg	ft	o-d-t	pf	TP	a	to	bs	s	mp
10 Baynham*	2-2	0-0	2-4	1-3-4	4	6	0	3	0	0	17
32 Baskerville*	0-0	0-0	2-2	0-0-0	5	2	2	3	0	0	19
00 Drayton*	4-9	2-4	9-11	1-0-1	3	19	3	2	0	1	34
05 Hewitt*	3-8	2-3	2-2	2-2-4	4	10	0	2	0	0	27
50 Powers*	5-10	1-2	2-3	0-1-1	5	13	4	6	0	5	33
01 Pernel	0-0	0-0	0-0	0-2-2	1	0	0	0	0	0	12
03 Ferguson	7-16	0-1	6-10	5-8-13	4	20	0	1	1	1	27
11 Bussey	2-3	1-1	0-0	0-0-0	3	5	1	2	0	0	16
24 Waddell	0-0	0-0	0-0	0-0-0	0	0	0	0	0	0	0+
25 Brown	2-3	0-0	0-0	1-1-2	2	4	1	0	0	0	10
34 Dunnican	1-2	0-0	0-0	1-0-1	1	2	0	1	0	0	5
TEAM				0-0-0							
Totals.....	26-53	6-11	23-32	11-17-28	32	81	11	20	1	7	200

	1st	2nd	OT	Total	FG%	3FG%	FT%
Valparaiso	39	51	--	90	54.0	21.1	71.1
Ga. Southern	34	47	--	81	49.1	54.5	71.9

Points in the paint-V 40, GS 32. Points off TO-V 25, GS 19.  
 2nd chance points-V 25, GS 11. Fast break points-V 6, GS 0.  
 Bench points-V 18, GS 31. Score tied 1 time. Lead change 1 time.  
 Largest lead-V by 15 2nd-4:57. GS by 2 1st-19:35.  
 Officials: Bruce Bell, Barry Mathis, Archibald Whaley

**2** **GEORGIA SOUTHERN** **72**  
**Nov. 16, 2011** **WAKE FOREST** **81**  
*UPSET BID FALLS SHORT IN WANING MINUTES*

**JOEL COLISEUM** **WINSTON-SALEM, N.C.**

GSU (0-2)	fg	3fg	ft	o-d-t	pf	TP	a	to	bs	s	mp
32 Baskerville*	0-4	0-0	0-0	2-5-7	3	0	1	4	0	1	27
00 Drayton*	4-9	1-4	3-4	1-4-5	2	12	5	2	0	4	31
3 Ferguson*	8-16	0-2	2-2	0-3-3	5	18	1	2	4	0	31
5 Hewitt*	6-10	5-7	1-2	2-1-3	2	18	1	4	0	0	29
50 Powers*	5-9	0-3	3-3	0-6-6	3	13	7	4	0	1	33
1 Pernel	1-1	1-1	0-0	0-1-1	0	3	0	0	0	0	7
10 Baynham	2-3	0-0	0-0	2-2-4	5	4	1	3	0	0	14
11 Bussey	1-3	0-2	0-0	1-0-1	2	2	0	2	0	0	13
25 Brown	0-0	0-0	0-2	0-1-1	1	0	0	0	0	0	7
34 Dunnican	1-2	0-0	0-0	1-1-2	3	2	0	1	1	0	8
TEAM				0-2-2							
Totals.....	28-57	7-19	9-13	6-26-35	26	72	16	22	5	6	200

WFU (2-0)	fg	3fg	ft	o-d-t	pf	TP	a	to	bs	s	mp
25 Mescheriakov*	0-4	0-3	7-8	1-3-4	3	7	1	4	0	0	30
30 McKie*	8-12	1-2	6-6	2-5-7	2	23	0	4	2	0	35
33 Desrosiers*	2-6	0-0	0-2	1-5-6	2	4	3	0	3	0	28
1 Chennault*	4-10	0-3	6-7	0-3-3	4	14	4	2	0	4	25

**5** **GEORGIA SOUTHERN** **49**  
**SMU** **55**  
 Nov. 27, 2011 *EAGLES ERASE BIG SECOND HALF DEFICIT*  
**MOODY COLISEUM** **DALLAS, TEXAS**

GSU (1-4)	fg	3fg	ft	o-d-t	pf	TP	a	to	bs	s	mp
3 Ferguson*	7-12	0-2	0-0	4-2-6	4	14	0	2	1	2	31
32 Baskerville*	0-2	0-0	0-2	0-3-3	3	0	0	0	1	0	26
00 Drayton*	2-9	0-3	1-1	1-1-2	2	5	2	2	0	2	28
5 Hewitt*	5-12	2-7	2-2	0-5-5	1	14	2	3	0	1	33
50 Powers*	1-3	1-1	2-3	1-3-4	2	5	2	1	0	1	20
1 Pernell	3-6	2-5	0-0	0-1-1	2	8	0	0	0	0	26
10 Baynham	0-0	0-0	0-0	0-1-1	2	0	0	0	0	0	13
11 Bussey	1-2	0-0	1-4	0-0-0	2	3	1	0	0	0	14
25 Brown	0-0	0-0	0-0	1-0-1	0	0	0	1	0	0	6
34 Dunnican	0-0	0-0	0-0	0-0-0	1	0	0	0	0	0	3
TEAM				2-0-2							1
Totals.....	19-46	5-18	6-12	9-16-25	19	49	7	12	2	6	200

SMU (4-3)	fg	3fg	ft	o-d-t	pf	TP	a	to	bs	s	mp
5 Wilde*	1-1	0-0	0-0	0-1-1	1	2	0	2	1	0	12
24 Nyakundi*	3-8	3-6	2-2	1-5-6	4	11	1	7	0	0	32
11 Giles*	4-11	4-8	2-2	0-4-4	1	14	0	0	0	0	33
12 Samarrippas*	0-5	0-1	0-0	0-0-0	2	0	7	2	0	2	36
21 Jones*	1-5	0-12	2-2	5-5-10	1	4	1	2	0	0	20
00 Clinkscales	1-3	1-3	2-2	1-1-2	0	5	0	0	0	0	14
1 Manuel	0-1	0-0	1-2	0-0-0	1	0	0	0	0	0	4
13 Patsevich	0-3	0-1	0-0	2-2-4	1	0	3	1	0	0	21
15 Cunningham	7-9	0-0	4-5	4-3-7	2	18	1	1	2	1	28
TEAM				2-0-2							1
Totals.....	17-46	8-21	13-15	15-21-36	12	55	13	16	3	3	200

	1st	2nd	OT	Total	FG%	3FG%	FT%
Ga. Southern	18	31	--	49	41.3	27.8	50.0
SMU	27	28	--	55	37.0	38.1	86.7

Points in the paint-GS 16, SMU 16. Points off TO-GS 22, SMU 11.  
 2nd chance points-GS 11, SMU 15. Fast break points-GS 6, SMU 0.  
 Bench points-GS 11, SMU 24. Score tied 0 times. Lead change 0 times.  
 Largest lead-GS None, SMU by 15 2nd-12:50.  
 Officials: Steve Olson, Terry Oglesby, Nathan Quick

**6** **CHATTANOOGA** **76**  
**GEORGIA SOUTHERN** **84**  
 Dec. 1, 2011 *EAGLES OPEN SoCON PLAY WITH WIN!*  
**HANNER FIELDHOUSE** **STATESBORO**

UTC (2-5, 0-1)	fg	3fg	ft	o-d-t	pf	TP	a	to	bs	s	mp
20 Zlovaric*	5-9	0-0	0-0	0-1-1	0	10	0	0	0	1	18
21 Early*	1-4	0-2	0-0	1-6-7	5	2	2	3	0	1	17
00 Wattad*	4-13	3-9	0-3	2-3-5	1	11	3	0	0	2	31
3 Bell*	2-2	1-1	0-0	1-1-2	1	5	6	3	0	1	39
22 Taylor*	5-10	2-5	4-4	0-2-2	3	16	3	1	0	0	25
1 Stokes	4-4	0-0	0-1	0-0-0	3	8	1	1	0	0	6
2 Hampton	2-4	1-2	2-2	0-2-2	2	7	0	1	0	1	8
11 White	2-3	2-3	0-2	0-0-0	1	6	1	1	0	0	15
30 Mason	1-4	0-1	3-4	2-4-6	0	5	2	3	0	1	19
32 Burroughs	2-3	0-0	0-0	1-0-1	1	4	1	1	0	0	14
34 Bryant	1-2	0-0	0-0	0-2-2	0	2	0	0	0	0	8
TEAM				2-0-2							0
Totals.....	29-59	9-23	9-16	9-21-30	17	76	19	14	0	7	200

GSU (2-4, 1-0)	fg	3fg	ft	o-d-t	pf	TP	a	to	bs	s	mp
32 Baskerville*	0-1	0-0	2-3	4-2-6	1	2	2	1	0	0	18
00 Drayton*	8-12	2-3	2-5	1-2-3	1	20	6	2	0	2	31
3 Ferguson*	8-15	0-1	1-1	1-6-7	4	17	4	3	0	3	31
5 Hewitt*	7-10	6-8	0-0	0-1-1	4	20	0	3	0	3	29
50 Powers*	3-12	2-6	2-2	0-3-3	1	10	7	3	0	0	33
1 Pernell	0-5	0-4	0-0	0-2-2	0	0	0	1	0	0	13
2 Mike	0-0	0-0	0-0	0-0-0	1	0	0	1	0	0	2
10 Baynham	1-1	0-0	0-0	2-2-4	1	2	1	0	0	0	20
11 Bussey	4-4	1-1	2-4	2-1-3	1	11	0	1	0	1	17
25 Brown	0-0	0-0	2-5	2-1-3	0	2	0	1	0	0	5
34 Dunnican	0-0	0-0	0-0	1-2-3	1	0	1	1	0	1	5
TEAM				0-1-1							0
Totals.....	31-60	11-23	11-17	13-23-36	15	84	21	17	0	10	200

	1st	2nd	OT	Total	FG%	3FG%	FT%
Chattanooga	31	45	--	76	49.2	39.1	56.3
Ga. Southern	42	42	--	84	51.7	47.8	64.7

Points in the paint-UTC 32, GS 28. Points off TO-UTC 14, GS 17.  
 2nd chance points-UTC 6, GS 19. Fast break points-UTC 4, GS 10.  
 Bench points-UTC 32, GS 15. Score tied 2 times. Lead change 1 times.  
 Largest lead-UTC by 4 1st-18:55, GS by 16 2nd-4:07.  
 Officials: James Barker, Glen Tuitt, Nathan Quick

**7** **APPALACHIAN STATE** **62**  
**GEORGIA SOUTHERN** **73**  
 Dec. 3, 2011 *GSU GOES 2-0 TO OPEN SoCON SEASON*  
**HANNER FIELDHOUSE** **STATESBORO**

ASU (4-3, 1-1)	fg	3fg	ft	o-d-t	pf	TP	a	to	bs	s	mp
13 Trice*	2-6	2-5	2-3	0-2-2	0	8	0	2	0	2	28
50 Williamson*	6-7	0-0	1-4	0-9-9	1	13	1	3	1	0	38
32 Butts*	5-6	0-0	1-1	3-2-5	5	11	0	3	0	0	19
3 Vilarino*	1-4	0-1	3-6	0-2-2	1	5	0	3	0	0	18
21 Carter*	6-11	0-1	1-5	1-3-4	1	13	0	4	0	1	38
1 Milum	2-6	2-6	2-2	0-2-2	4	8	1	0	0	0	21
2 Hamilton	0-1	0-1	0-0	0-3-3	2	0	0	2	0	0	9
11 Healy	0-0	0-0	0-0	0-0-0	0	0	0	0	0	0	2
23 Neal	0-2	0-0	1-2	0-2-2	2	1	2	0	0	1	9
33 Woods	1-2	0-1	1-3	0-0-0	5	3	0	0	0	0	16
54 Haulsley	0-2	0-0	0-0	0-0-0	0	0	0	0	0	0	2
TEAM				2-1-3							0
Totals.....	23-47	4-15	12-26	6-26-32	21	62	7	17	1	4	200

GSU (2-4, 1-0)	fg	3fg	ft	o-d-t	pf	TP	a	to	bs	s	mp
32 Baskerville*	3-6	0-1	0-0	0-1-1	4	6	0	4	1	0	20
00 Drayton*	4-10	4-5	2-5	1-0-1	1	14	3	2	0	1	34
3 Ferguson*	7-10	1-1	0-0	4-5-9	4	15	1	1	0	0	25
5 Hewitt*	1-5	0-2	5-6	0-3-3	1	7	3	1	0	1	31
50 Powers*	4-9	2-4	1-3	0-4-4	2	11	8	2	0	1	34
1 Pernell	0-3	0-1	0-0	0-2-2	3	0	0	0	0	0	6
2 Mike	0-1	0-0	0-0	0-0-0	1	0	0	0	0	0	4
10 Baynham	0-1	0-0	1-2	1-4-5	2	1	0	0	1	0	9
11 Bussey	4-6	1-2	3-3	1-3-4	0	12	0	2	0	0	16
25 Brown	2-2	0-0	1-2	1-0-1	2	5	0	1	0	0	10
34 Dunnican	1-2	0-0	0-0	0-4-4	3	2	0	0	0	0	11
TEAM				1-0-1							0
Totals.....	26-55	8-16	13-21	9-26-35	23	73	15	13	2	3	200

	1st	2nd	OT	Total	FG%	3FG%	FT%
Appalachian St.	25	37	--	62	48.9	26.7	46.2
Ga. Southern	45	28	--	73	47.3	50.0	61.9

Points in the paint-ASU 26, GS 22. Points off TO-ASU 16, GS 21.  
 2nd chance points-ASU 10, GS 5. Fast break points-ASU 0, GS 6.  
 Bench points-ASU 12, GS 20. Score tied 1 time. Lead change 0 times.  
 Largest lead-ASU None, GS by 25 2nd-17:19.  
 Officials: Mark Chafin, Byron Evans, Bruce Bell

**8** **GEORGIA SOUTHERN** **59**  
**EASTERN KENTUCKY** **63**  
 Dec. 10, 2011 *ROAD WIN ELUDES EAGLES AT EKU*  
**ALUMNI COLISEUM** **RICHMOND, Ky.**

GSU (3-5)	fg	3fg	ft	o-d-t	pf	TP	a	to	bs	s	mp
3 Ferguson*	9-9	0-0	1-5	3-1-4	4	49	0	0	1	1	25
32 Baskerville*	2-4	0-0	4-4	1-3-4	2	8	0	2	1	0	23
00 Drayton*	4-12	0-4	2-6	3-0-3	4	10	1	2	0	1	33
5 Hewitt*	1-5	0-3	0-0	0-2-2	3	2	1	0	0	1	23
50 Powers*	5-10	1-3	2-3	0-4-4	1	13	6	6	0	1	36
1 Pernell	0-0	0-0	0-0	0-0-0	0	0	0	1	0	0	6
2 Mike	0-0	0-0	0-0	0-0-0	0	0	0	0	0	0	3
10 Baynham	0-3	0-0	0-0	1-1-2	0	0	0	1	0	0	10
11 Bussey	2-4	1-3	0-0	0-0-0	2	5	0	1	0	3	24
25 Brown	1-1	0-0	0-0	3-1-4	2	2	1	3	0	0	9
34 Dunnican	0-0	0-0	0-0	0-0-0	2	0	1	1	0	0	8
TEAM				1-2-3							1
Totals.....	24-48	2-13	9-18	12-14-26	20	59	10	18	2	7	200

EKU (6-5)	fg	3fg	ft	o-d-t	pf	TP	a	to	bs	s	mp
15 Jones*	8-13	0-0	4-5	4-1-5	3	20	1	1	0	1	34
42 Stutz*	3										

**11** **GEORGIA SOUTHERN** **75**  
**AUBURN** **78**  
DEC. 30, 2011 POWERS SCORES 23 IN FAILED UPSET BID  
**AUBURN ARENA** **AUBURN, ALA.**

GSU (3-8)	fg	3fg	ft	o-d-t	pf	TP	a	to	bs	s	mp
10 Baynham*	1-1	0-0	0-0	1-3-4	1	2	1	2	0	0	15
00 Drayton*	5-11	0-2	2-2	0-0-0	1	12	1	1	0	3	37
3 Ferguson*	7-11	0-0	6-8	2-4-6	5	20	1	4	0	1	25
5 Hewitt*	1-4	1-4	2-2	3-2-5	3	5	2	1	0	1	25
50 Powers III*	9-12	2-3	3-4	1-2-3	4	23	5	0	0	1	36
1 Pernel	1-3	0-1	0-0	0-0-0	1	2	1	1	0	1	7
11 Bussey	2-5	1-2	0-0	1-0-1	1	5	0	1	0	0	15
24 Waddell	0-0	0-0	0-0	0-0-0	0	0	0	0	0	0	0+
25 Brown	1-2	0-0	0-0	0-0-0	1	2	0	1	0	0	15
32 Baskerville	2-4	0-1	0-1	0-3-3	4	4	0	0	0	0	21
34 Dunnican	0-0	0-0	0-0	0-0-0	1	0	0	0	0	0	4
TEAM				0-2-2							
Totals.....	29-53	4-13	13-17	8-16-24	22	75	11	11	0	7	200

AUBURN (9-3)	fg	3fg	ft	o-d-t	pf	TP	a	to	bs	s	mp
22 Gabrien*	5-8	2-3	0-0	1-4-5	2	12	0	1	0	1	34
41 Chubb*	8-12	0-0	5-6	2-1-3	1	21	1	0	2	0	31
00 Langford*	4-6	1-2	0-0	0-6-6	2	9	2	3	0	2	17
1 Ward*	6-10	1-4	0-1	1-4-5	3	13	4	4	0	0	33
23 Sullivan*	0-6	0-1	2-4	3-1-4	4	2	3	1	0	0	24
2 Payne	0-0	0-0	0-0	0-1-1	1	0	0	1	0	0	4
3 Denson	4-6	1-2	10-12	0-2-2	1	19	5	1	0	0	27
11 Wallace	0-0	0-0	0-0	0-0-0	1	0	1	0	0	0	7
15 Neysmith	0-0	0-0	0-0	0-0-0	1	0	3	1	0	0	8
32 Johnson	0-1	0-1	0-0	0-0-0	0	0	1	0	0	0	4
45 Forbes	0-0	0-0	0-0	0-0-0	0	0	0	0	0	0	4
50 Kouassi	1-2	0-0	0-0	1-1-2	0	2	0	0	0	0	7
TEAM				0-0-0							
Totals.....	28-51	5-13	17-23	8-20-28	16	78	20	12	2	3	200

	1st	2nd	OT	Total	FG%	3FG%	FT%
Ga. Southern	39	36	--	75	54.7	30.8	76.5
Auburn	30	48	--	78	54.9	38.5	73.9

Points in the paint-GS 42, AU 40. Points off TO-GS 12, AU 8.  
2nd chance points-GS 11, AU 8. Fast break points-GS 12, AU 6.  
Bench points-GS 13, AU 21. Score tied 8 times. Lead change 5 times.  
Largest lead-GS 14 1st-3:40, AU by 4 2nd-0:12.  
Officials: Joe Lindsay, Karl Hess, Brian Shey.

**14** **GEORGIA SOUTHERN** **74**  
**DAVIDSON** **96**  
JAN. 7, 2012 DAVIDSON SHOOTS 60% TO BEST EAGLES  
**BELK ARENA** **DAVIDSON, N.C.**

GSU (5-9, 3-1)	fg	3fg	ft	o-d-t	pf	TP	a	to	bs	s	mp
3 Ferguson*	9-17	0-0	2-3	0-4-4	2	20	0	2	2	0	29
10 Baynham*	0-0	0-0	0-0	0-0-0	2	0	1	2	0	0	8
00 Drayton*	5-11	1-2	2-2	1-3-4	0	13	8	1	0	0	34
5 Hewitt*	4-8	3-4	0-0	0-1-1	4	11	1	1	0	2	24
50 Powers*	3-8	0-2	0-0	1-2-3	1	6	3	1	0	2	28
1 Pernel	3-3	0-0	1-3	0-1-1	1	7	1	0	0	1	14
11 Bussey	1-2	0-0	0-0	0-0-0	1	2	0	1	0	0	19
24 Waddell	1-1	0-0	0-0	0-0-0	0	2	0	0	0	0	1
25 Brown	4-4	0-0	0-1	0-0-0	2	8	1	2	0	0	11
32 Baskerville	0-3	0-1	3-4	0-2-2	1	3	0	0	0	1	22
34 Dunnican	0-0	0-0	2-2	1-1-2	2	2	0	1	0	0	10
TEAM				0-1-1							
Totals.....	30-57	4-9	10-17	3-16-19	17	74	15	11	2	6	200

DAV (10-4, 4-0)	fg	3fg	ft	o-d-t	pf	TP	a	to	bs	s	mp
15 Cohen*	8-9	2-2	11-12	3-9-12	2	29	2	1	1	0	29
24 Brooks*	10-13	2-2	2-2	1-3-4	3	24	3	1	1	0	20
5 Kuhlman*	3-7	0-2	0-0	0-1-1	4	6	3	1	0	1	30
12 Cochran*	2-5	2-3	3-4	1-3-4	2	9	5	5	0	1	28
23 Droney*	3-4	1-1	1-1	0-2-2	3	8	1	1	0	0	19
1 Mejri	0-1	0-1	0-0	0-0-0	0	0	0	0	0	0	2
2 Archie II	0-0	0-0	0-0	0-0-0	1	0	0	2	0	0	2
4 Kalinoski	2-5	2-2	0-0	2-3-5	2	6	4	0	0	1	19
14 Torney	0-0	0-0	0-0	0-1-1	1	0	1	0	0	0	2
20 Reigel	0-0	0-0	0-0	0-1-1	1	0	0	1	0	0	15
23 Atkinson	0-0	0-0	0-0	0-2-2	1	0	0	1	0	0	3
35 Czerapowicz	4-8	2-5	2-2	0-4-4	0	12	1	0	1	0	21
40 Mann	1-3	0-1	0-0	0-1-1	3	2	1	1	0	0	10
TEAM				0-0-0							
Totals.....	33-55	11-19	19-21	7-29-36	23	96	21	14	3	4	200

	1st	2nd	OT	Total	FG%	3FG%	FT%
Ga. Southern	31	43	--	74	52.6	44.4	58.8
Davidson	53	43	--	96	50.0	57.9	90.5

Points in the paint-GS 38, DAV 38. Points off TO-GS 9, DAV 10.  
2nd chance points-GS 4, DAV 11. Fast break points-GS 6, DAV 5.  
Bench points-GS 24, DAV 20. Score tied 0 times. Lead change 0 times.  
Largest lead-GS None, DAV by 31 2nd-3:02.  
Officials: Sam Croft, Reinaldo Acosta, Kyle Neve

**12** **BREWTON-PARKER** **60**  
**GEORGIA SOUTHERN** **88**  
JAN. 2, 2012 EAGLES STROLL TO BIG WIN OVER BARONS  
**HANNER FIELDHOUSE** **STATESBORO**

BPC (5-7)	fg	3fg	ft	o-d-t	pf	TP	a	to	bs	s	mp
30 Stephens*	7-9	0-0	0-1	1-5-6	4	14	0	5	1	2	35
44 Frank*	0-3	0-2	0-0	1-0-1	2	0	1	1	0	1	10
3 Williams*	3-9	2-8	2-2	0-2-2	0	10	2	4	0	2	40
10 Davila*	2-8	1-5	3-4	0-0-0	5	8	3	2	0	1	29
11 Moukoury*	3-7	0-1	2-3	1-9-10	4	8	1	3	0	2	26
2 Bennett	0-2	0-2	0-0	0-0-0	0	0	0	0	0	0	5
23 McCarden	1-2	0-1	1-2	1-0-1	1	3	0	1	0	1	7
24 Dixon	4-7	0-1	0-0	0-1-1	0	8	0	0	0	0	14
33 Simmons	3-4	0-0	0-0	0-2-2	2	6	0	3	0	1	19
42 Ruddock	1-4	0-0	1-2	1-2-3	2	3	1	3	1	1	15
TEAM				0-0-0							
Totals.....	24-55	3-20	9-14	5-21-26	20	60	8	22	2	11	200

GSU (3-8)	fg	3fg	ft	o-d-t	pf	TP	a	to	bs	s	mp
10 Baynham*	3-6	0-0	0-0	1-3-4	3	6	1	1	0	2	18
00 Drayton*	5-7	1-1	2-3	0-0-0	2	13	5	2	0	0	29
3 Ferguson*	8-10	0-1	1-2	0-1-1	0	17	0	2	1	3	19
5 Hewitt*	5-10	2-4	2-2	0-4-4	4	14	1	1	0	0	24
50 Powers*	5-9	1-2	0-0	0-4-4	1	11	11	2	0	1	26
1 Pernel	0-1	0-0	0-0	1-2-3	1	0	2	2	0	1	18
4 Ham	0-2	0-1	0-2	0-0-0	0	0	0	0	0	0	2
11 Bussey	4-6	2-3	1-2	0-3-3	0	11	0	2	0	1	17
12 Goydish	0-0	0-0	0-0	0-0-0	0	0	0	0	0	0	1
13 Harvey	1-1	0-0	0-0	1-0-1	0	2	0	0	0	0	1
24 Waddell	0-1	0-0	0-0	1-0-1	0	0	1	0	0	0	3
25 Brown	3-5	0-0	0-0	0-2-2	0	6	0	1	0	1	13
32 Baskerville	0-0	0-0	4-4	0-3-3	4	4	0	3	0	0	15
34 Dunnican	2-2	0-0	0-0	1-4-5	2	4	0	2	1	0	14
TEAM				2-1-3							
Totals.....	36-60	6-12	10-15	7-27-34	17	88	21	18	2	9	200

	1st	2nd	OT	Total	FG%	3FG%	FT%
Brewton-Parker	23	37	--	60	43.6	15.0	64.3
Ga. Southern	41	47	--	88	60.0	50.0	66.7

Points in the paint-BP 40, GS 48. Points off TO-BP 11, GS 31.  
2nd chance points-BP 10, GS 11. Fast break points-BP 4, GS 8.  
Bench points-BP 20, GS 27. Score tied 0 times. Lead change 0 times.  
Largest lead-BP None, GS by 32 2nd-1:01.  
Officials: Glen Tuitt, Jason Goldenberg, Joe Mazzellaa.

**15** **SAMFORD** **53**  
**GEORGIA SOUTHERN** **58**  
JAN. 12, 2012 EAGLES HOLD ON FOR 5-POINT WIN  
**HANNER FIELDHOUSE** **STATESBORO**

SAM (3-12, 0-4)	fg	3fg	ft	o-d-t	pf	TP	a	to	bs	s	mp
35 Hood*	5-9	1-4	0-0	2-5-7	4	11	4	5	0	0	31
1 Windler*	4-8	1-4	3-4	0-3-3	3	12	1	1	0	0	21
5 Merritt*	2-9	1-6	1-2	4-2-6	1	6	4	3	0	0	38
11 Kelly*	5-7	2-3	0-0	1-2-3	5	12	4	4	0	0	34
24 Cook*	1-4	1-2	0-0	1-1-2	3	3	0	4	0	0	19
2 Hayman	1-2	0-0	0-0	2-2-4	1	2	0	0	0	0	13
10 Miller	1-4	1-5	0-0	0-2-2	1	3	0	0	0	0	18
14 Johnson	0-1	0-1	0-0	0-0-0	0	0	0	1	0	0	4
23 Friday	2-3	0-1	0-0	1-3-4	1	4	1	0	0	0	18
25 McNeil	0-1	0-1	0-0	0-0-0	1	0	0	1	0	0	4
33 Barnes	0-0	0-0	0-0	0-1-1	0	0	0	0	0	0	0+
TEAM				0-0-0							
Totals.....	21-49	7-26	4-6	11-21-32	20	53	14	19	0	0	200

GSU (6-9, 4-1)	fg	3fg	ft	o-d-t	pf	TP	a	to	bs	s	mp
32 Baskerville*	2-4	0-0	1-1	2-0-2	3	5	0	1	1	0	22
00 Drayton*	2-6	1-4	1-2	0-0-0	0	6	3	3	0	1	33
3 Ferguson*	5-7	0-0	1-5	4-8-12	3	11	0	1	1	3	30
5 Hewitt*	4-11	3-7	2-2	1-1-2	0	13	0	0	0	1	29
50 Powers*	3-8	1-5	5-6	1-4-5	3	12	5	3	0	1	29
1 Pernel	1-3	0-1	0-0	0-1-1	0	2	0	0	0	0	16
10 Baynham	1-1	0-0	3-4	2-3-5	4	5	0	3	0	1	18
11 Bussey	2-5	0-1	0-0	0-2-2	0	4	0	0	0	0	13
25 Brown	0-2	0-0	0-0								

**17** **GEORGIA SOUTHERN** **54**  
**JAN. 19, 2012** **FURMAN** **64**  
*EAGLES CAN'T ERASE FIRST HALF DEFICIT*

**TIMMONS ARENA** **GREENVILLE, S.C.**

GSU (6-11, 4-3)	fg	3fg	ft	o-d-t	pf	TP	a	to	bs	s	mp
32 Baskerville *	0-2	0-0	1-2	0-1-1	4	1	2	0	1	2	22
00 Drayton *	5-13	1-4	0-1	0-2-2	3	11	1	4	0	1	35
3 Ferguson *	5-9	0-1	5-9	4-4-8	4	15	0	4	2	4	23
11 Bussey *	2-10	2-6	4-5	0-2-2	2	10	0	1	0	0	25
50 Powers *	1-7	0-3	5-6	0-4-4	2	7	3	1	0	2	32
1 Pernel	0-0	0-0	0-0	0-0-0	0	0	0	2	0	0	3
5 Hewitt	1-5	0-2	2-2	1-0-1	1	4	2	1	0	1	26
10 Baynham	2-3	0-0	0-1	2-2-4	3	4	0	0	0	2	22
25 Brown	1-1	0-0	0-0	1-0-1	0	2	0	0	0	1	6
34 Dunnican	0-0	0-0	0-0	0-2-2	0	0	0	0	0	0	6
TEAM				1-2-3							
Totals.....	17-50	3-16	17-26	9-19-28	19	54	8	13	3	13	200

FUR (9-9, 3-4)	fg	3fg	ft	o-d-t	pf	TP	a	to	bs	s	mp
24 Sebirumbi *	5-9	0-0	6-8	5-4-9	4	16	2	1	1	0	30
44 Toler *	1-2	0-0	0-0	2-3-3	3	2	0	2	1	0	18
11 Brown *	2-6	0-2	2-2	1-2-3	1	6	3	1	0	3	30
12 Reddick *	4-11	2-6	6-7	2-12-14	4	16	5	6	0	1	34
22 Austin *	3-8	3-6	0-0	1-1-2	4	9	2	7	0	0	37
15 Irwin	0-3	0-2	0-0	0-0-0	0	0	2	1	0	0	10
32 Barnes	5-10	2-4	0-1	0-5-5	2	12	2	0	0	1	27
35 Early	1-1	1-1	0-0	0-0-0	2	3	0	1	0	0	11
43 Reddick	0-1	0-0	0-0	0-2-2	0	0	0	0	0	0	3
TEAM				2-0-2							1
Totals.....	21-51	8-21	14-18	13-29-42	20	64	16	20	2	5	200

	1st	2nd	OT	Total	FG%	3FG%	FT%
Ga. Southern	25	29	--	54	34.0	18.8	65.4
Furman	35	29	--	64	41.2	38.1	77.8

Points in the paint-GS 26, FU 22. Points off TO-GS 29, FU 14.  
 2nd chance points-GS 14, FU 11. Fast break points-GS 8, FU 4.  
 Bench points-GS 10, FU 15. Score tied 5 times. Lead change 6 times.  
 Largest lead-GS by 2 1st-17:42, FU by 17 2nd-16:55.  
 Officials: Forrest Sigler, Keith Fogleman, Anthony Franklin.

**18** **COLLEGE OF CHARLESTON** **58**  
**JAN. 21, 2012** **GEORGIA SOUTHERN** **64**  
*EAGLES SNAP SKID WITH BIG WIN OVER COFC*

**HANNER FIELDHOUSE** **STATESBORO**

CoFC (12-7, 4-4)	fg	3fg	ft	o-d-t	pf	TP	a	to	bs	s	mp
5 Sundberg *	2-8	1-7	0-0	0-5-5	3	5	1	0	0	3	31
30 Wiggins *	6-13	2-4	3-8	5-7-12	0	17	1	2	0	1	35
44 Wiedemr *	3-7	0-0	1-1	1-4-5	3	7	2	3	0	1	27
4 Lawrence *	3-11	2-6	4-8	1-0-1	1	12	5	2	1	2	38
11 Johnson *	2-8	1-5	1-1	0-2-2	5	6	1	3	0	0	21
23 Dixon	2-3	0-0	0-0	0-0-0	0	4	0	0	0	1	7
25 Carlton	1-3	0-0	2-2	1-0-1	3	4	0	1	1	0	20
32 Scott	1-3	1-2	0-0	0-1-1	0	3	0	0	0	0	21
TEAM				3-0-3							
Totals.....	20-56	7-24	11-20	11-19-30	15	58	10	11	2	8	200

GSU (7-11, 5-3)	fg	3fg	ft	o-d-t	pf	TP	a	to	bs	s	mp
3 Ferguson *	6-16	1-2	0-1	3-5-8	4	19	1	1	1	1	32
32 Baskerville *	4-5	0-0	0-0	1-4-5	3	8	0	1	0	1	22
00 Drayton *	4-7	1-3	2-4	0-3-3	2	11	4	2	0	1	35
5 Hewitt *	4-9	2-5	1-1	3-2-5	2	11	4	2	0	1	35
50 Powers *	1-5	1-5	0-0	1-3-4	3	3	7	5	0	0	27
1 Pernel	0-3	0-1	0-0	1-4-5	0	0	1	1	0	0	14
10 Baynham	1-3	0-0	3-4	2-3-5	3	5	0	1	0	1	15
11 Bussey	1-3	1-2	0-0	0-1-1	0	3	1	0	0	0	10
25 Brown	2-2	0-0	0-0	0-0-0	0	4	0	0	1	1	6
34 Dunnican	0-0	0-0	0-0	0-0-0	1	0	0	1	0	0	4
TEAM				0-4-4							
Totals.....	26-53	6-18	6-10	11-29-40	18	64	19	14	2	5	200

	1st	2nd	OT	Total	FG%	3FG%	FT%
C. of Charleston	29	--	--	58	35.7	29.2	55.0
Ga. Southern	29	35	--	64	49.1	33.3	60.0

Points in the paint-CoFC 22, GS 28. Points off TO-CoFC 16, GS 7.  
 2nd chance points-CoFC 12, GS 7. Fast break points-CoFC 2, GS 0.  
 Bench points-CoFC 11, GS 12. Score tied 8 times. Lead change 12 times.  
 Largest lead-CoFC by 6 2nd-13:53, GS by 9 2nd-7:50.  
 Officials: Robbie Adams, Vladimir Voyard-Tadal, Archibald Whaley

**19** **THE CITADEL** **72**  
**JAN. 23, 2012** **GEORGIA SOUTHERN** **78**  
*GS NEEDS EXTRA TIME TO GET PAST CITADEL*

**HANNER FIELDHOUSE** **STATESBORO**

CIT (4-15, 1-7)	fg	3fg	ft	o-d-t	pf	TP	a	to	bs	s	mp
25 Bray *	2-4	0-1	0-0	0-2-2	2	4	1	1	1	0	18
31 Groselle *	8-13	0-0	4-5	3-11-14	4	20	1	1	1	1	49
3 Morabbi *	4-12	0-6	0-1	1-3-4	4	8	0	3	0	3	44
11 Wright *	3-5	1-2	0-0	1-2-3	5	7	2	3	0	0	41
12 Moore *	0-1	0-1	1-2	0-1-1	0	1	2	4	0	1	17
10 Harris	6-8	2-4	0-1	0-0-0	4	14	6	4	0	0	32
24 Miller	4-7	1-4	0-0	0-0-0	0	9	1	0	0	1	14
34 Holston	4-7	0-0	1-2	2-2-4	4	9	2	0	0	0	35
TEAM				4-0-4							3
Totals.....	31-57	4-18	6-11	11-21-32	23	72	15	19	2	6	250

GSU (8-11, 6-3)	fg	3fg	ft	o-d-t	pf	TP	a	to	bs	s	mp
3 Ferguson *	3-8	0-1	3-6	1-8-9	1	9	1	2	2	4	39
32 Baskerville *	5-6	0-0	1-1	2-0-2	3	11	0	4	2	0	29
00 Drayton *	5-9	0-0	8-9	0-2-2	0	18	4	2	0	3	35
5 Hewitt *	3-7	1-5	0-2	1-1-2	2	7	0	1	0	1	37
50 Powers *	4-10	0-1	11-12	0-4-4	3	19	8	3	0	0	37
1 Pernel	3-6	1-3	1-1	0-2-2	2	8	1	0	0	0	25
10 Baynham	0-0	0-0	0-0	0-0-0	2	0	0	1	0	0	18
11 Bussey	2-4	2-4	0-0	0-1-1	0	6	0	0	0	0	16
24 Waddell	0-0	0-0	0-0	0-0-0	0	0	0	1	0	0	0+
25 Brown	0-1	0-0	0-0	0-0-0	2	0	0	1	0	0	5
34 Dunnican	0-2	0-0	0-0	2-0-2	0	0	1	1	0	0	9
TEAM				3-2-5							
Totals.....	25-53	4-14	24-31	9-20-29	15	78	15	16	6	7	250

	1st	2nd	OT	OT2	Total	FG%	3FG%	FT%
The Citadel	24	36	4	8	72	54.4	22.2	54.5
Ga. Southern	27	33	4	14	78	47.2	28.6	77.4

Points in the paint-CIT 40, GS 24. Points off TO-CIT 11, GS 22.  
 2nd chance points-CIT 7, GS 1. Fast break points-CIT 0, GS 2.  
 Bench points-CIT 32, GS 14. Score tied 14 times. Lead change 14 times.  
 Largest lead-CIT by 5 2nd-07:35, GS by 6 2nd-12:45.  
 Officials: Mike Cowart, Ray Natili, Douglas Sirmons

**20** **GEORGIA SOUTHERN** **55**  
**JAN. 26, 2012** **SAMFORD** **57**  
*GSU DROPS HEARTBREAKER AT SAMFORD*

**PETE HANNA ARENA** **BIRMINGHAM, ALA.**

GSU (8-12, 6-4)	fg	3fg	ft	o-d-t	pf	TP	a	to	bs	s	mp
3 Ferguson *	6-9	0-1	2-4	0-4-4	4	14	0	3	0	3	27
32 Baskerville *	1-2	0-0	0-0	2-2-4	5	2	0	3	0	0	22
00 Drayton *	2-9	0-3	1-2	1-3-4	0	5	1	2	0	2	30
5 Hewitt *	9-15	5-10	0-0	1-5-6	0	23	1	1	0	1	30
50 Powers *	1-3	0-2	3-4	0-3-3	1	5	7	2	1	0	31
1 Pernel	2-2	0-0	0-0	0-4-4	1	4	0	1	0	0	14
11 Bussey	0-4	0-3	0-0	0-2-2	2	0	0	1	0	1	16
25 Brown	0-1	0-0	0-0	0-1-1	0	0	0	0	0	0	9
34 Dunnican	0-0	0-0	0-0	1-0-1	1	0	0	1	0	1	4
TEAM				1-2-3							
Totals.....	22-45	5-19	6-10	7-27-34	18	55	9	17	1	8	200

SAM (6-13, 3-5)	fg	3fg	ft	o-d-t	pf	TP	a	to	bs	s	mp
35 Hood *	2-8	1-7	3-5	0-2-2	2	8	0	4	0	1	27
1 Windler *	5-12	2-5	6-6	1-0-1	4	18	0	1	0	0	24
5 Merritt *	3-7	0-2	2-3	3-4-7	2	8	6	0	0	0	38
11 Kelly *	1-4	1-2	2-2	0-4-4	1	5	2	3	0	2	33
24 Cook *	3-6	1-3	2-4	0-4-4	2	9	5	1	1	1	37
10 Miller	0-2	0-2	0-0	0-0-0	1	0	0	0	0	1	19
23 Friday	3-4	0-0	0-1	1-1-2	1	6	0	1	0	1	14
25 McNeil	1-2	1-2	0-0	0-1-1	1	3	1	0	0	0	8
TEAM				0-1-1							
Totals.....	18-45	6-23	15-21	5-17-22	13	57	14	10	1	6	200

	1st	2nd	OT	Total	FG%	3FG%	FT%
Ga. Southern	20	35	--	55	48.9	26.3	60.0
Samford	24	33	--	57	40.0	26.1	71.4

Points in the paint-GS 28, SAM 22. Points off TO-GS 7, SAM 15.  
 2nd chance points-GS 4, SAM 7. Fast break points-GS 0, SAM 0.  
 Bench points-GS 6, SAM 9. Score tied 6 times. Lead change 6 times.  
 Largest lead-GS by 4 2nd-17:21, SAM by 8 1st-12:30.  
 Officials: Rick Hartzell, Byron Jarrett, Jeremy Mosier

**21** **GEORGIA SOUTHERN**  
**JAN. 28, 2012** **CHATTANOOGA**

**THE MCKENZIE ARENA** **CHATTANOOGA, TENN.**

**22** **GEORGIA SOUTHERN**  
**FEB. 4, 2012** **WESTERN CAROLINA**

**RAMSEY CENTER** **CULLOWHEE, N.C.**

2011-12 GAME-BY-GAME STATISTICS (GSU/OPPONENT)

Date	Opponent	Score	Marg.	Tot.FG	FG Pct.	FG (1st)	FG (2nd)	3-Ptrs.	3P Pct.	Free Throws	FT Pct.
N11	VALPARAISO	90/81	(9)	26-53/27-50	.491/.540	13-24/14-26	13-29/13-24	6-11/4-19	.545/.211	23-32/32-45	.719/.711
N16	at Wake Forest	72/81	(9)	28-57/24-56	.491/.429	9-26/11-28	19-31/13-28	7-19/6-23	.368/.261	9-13/27-34	.692/.794
N18	WEBBER INT.	84/61	+23	34-66/19-58	.515/.328	20-39/8-29	14-27/11-29	9-20/2-17	.450/.118	7-11/21-32	.636/.656
N23	at South Florida	46/66	(20)	18-50/25-41	.360/.610	9-26/13-20	9-24/12-21	4-19/5-17	.211/.294	6-9/11-22	.667/.500
N27	at SMU	49/55	(6)	19-46/17-46	.413/.370	8-22/10-23	11-24/7-23	5-18/8-21	.278/.381	6-12/13-15	.500/.867
D1	CHATTANOOGA	84/76	+8	31-60/29-59	.517/.492	18-34/11-30	13-26/18-29	11-23/9-23	.478/.391	11-17/9-16	.647/.563
D3	APPALACHIAN ST.	73/62	+11	26-55/23-47	.473/.489	17-34/10-25	9-21/13-22	8-16/4-15	.500/.267	13-21/12-26	.619/.462
D10	at Eastern Kentucky	59/63	(4)	24-48/24-48	.500/.500	8-22/14-24	16-26/10-24	2-13/2-11	.154/.182	9-18/13-16	.500/.813
D19	at South Alabama	57/70	(13)	14-47/23-53	.298/.434	9-24/15-29	5-23/8-24	6-20/3-10	.300/.300	23-29/21-28	.793/.750
D22	at Georgia State	52/72	(20)	20-44/30-61	.455/.492	9-20/15-31	11-24/15-30	7-14/6-20	.500/.300	5-7/6-10	.714/.600
D30	at Auburn	75/78	(3)	29-53/28-51	.547/.549	16-25/12-24	13-28/16-27	4-13/5-13	.308/.385	13-17/17-23	.765/.739
J2	BREWTON-PARKER	88/60	+28	36-60/24-55	.600/.436	17-24/9-23	19-36/15-32	6-12/3-20	.500/.150	10-15/9-14	.667/.643
J5	at Elon	69/63	+3	24-61/23-64	.393/.359	8-34/13-36	16-27/10-28	5-11/8-27	.455/.296	16-22/9-13	.727/.692
J7	at Davidson	74/96	(22)	30-57/33-55	.526/.600	12-23/17-27	18-34/16-28	4-9/11-19	.444/.579	10-17/18-21	.588/.905
J12	SAMFORD	58/53	+5	20-47/21-49	.426/.429	10-25/13-23	10-22/8-26	5-18/7-26	.278/.269	13-20/4-6	.650/.667
J14	at Wofford	63/88	(25)	26-34/32-52	.481/.615	10-24/18-29	16-30/14-23	1-9/9-20	.111/.450	10-16/15-19	.625/.789
J19	at Furman	54-64	(10)	17-50/21-51	.340/.412	9-23/12-25	8-27/9-26	3-16/8-21	.188/.381	17-26/14-18	.654/.778
J21	C OF CHARLESTON	64/58	+6	26-53/20-56	.491/.357	11-30/10-28	15-23/10-28	6-18/7-24	.333/.292	6-10/11-20	.600/.550
J23	THE CITADEL	78/72	+6	25-53/31-57	.472/.544	12-21/12-23	10-20/14-24	4-14/4-18	.286/.222	24-31/6-11	.774/.545
J26	at Samford	55/57	(2)	22-45/18-45	.489/.400	8-22/10-24	14-23/8-21	5-19/6-23	.263/.261	6-10/15-21	.600/.714
J28	at Chattanooga										
F4	at Western Carolina										
F6	FURMAN										
F9	WOFFORD										
F11	at The Citadel										
F18	UNCG										
F23	at Coll. of Charleston										
F25	DAVIDSON										
M2	SoCon First Round										
M3	SoCon Quarterfinal										
M4	SoCon Semifinal										
M5	SoCon Championship Game										

Date	Opponent	Off. Reb.	Def. Reb.	Reb.	Margin	Assists	TOvers	Blocks	Steals	Fouls	Lead Chg.	Ties	1st	2nd	OT
N11	VALPARAISO	11/16	17/21	28/37	(9)	11/10	20/20	1/1	7/5	32/25	1	1	34/39	47/51	-/-
N16	at Wake Forest	9/8	26/22	35/30	+5	16/15	22/15	5/6	6/12	26/16	1	0	23/34	49/47	-/-
N18	WEBBER INT.	12/11	36/22	48/33	+15	15/7	17/16	4/2	8/7	24/10	0	0	51/23	33/38	-/-
N23	at South Florida	12/4	18/21	30/25	+5	11/16	14/9	0/2	6/10	17/16	0	0	22/31	24/35	-/-
N27	at SMU	9/15	16/21	25/36	(11)	7/13	12/16	2/3	6/3	19/12	0	0	18/27	31/28	-/-
D1	CHATTANOOGA	13/9	23/21	36/30	+6	21/19	17/14	0/0	10/7	15/17	1	2	42/31	42/45	-/-
D3	APPALACHIAN ST.	9/6	26/26	35/32	+3	15/7	13/17	2/1	3/4	23/21	1	0	45/25	28/37	-/-
D10	at Eastern Kentucky	12/10	14/17	26/27	(1)	10/11	18/14	2/2	7/5	20/21	4	10	22/30	37/33	-/-
D19	at South Alabama	10/16	18/26	28/42	(14)	7/10	16/17	4/2	8/5	24/25	2	2	25/38	32/32	-/-
D22	at Georgia State	5/12	20/19	25/31	(6)	13/16	26/14	1/3	5/14	13/11	2	2	23/36	29/36	-/-
D30	at Auburn	8/8	16/20	24/28	(4)	11/20	11/12	0/2	7/3	22/16	8	5	39/30	36/48	-/-
J2	BREWTON-PARKER	7/5	27/21	34/26	+8	21/8	18/22	2/2	9/11	17/20	0	0	41/23	47/37	-/-
J5	at Elon	13/12	32/28	45/40	+5	11/15	14/15	1/3	9/4	20/20	4	1	22/30	47/33	-/-
J7	at Davidson	3/7	16/29	19/36	(17)	15/21	11/14	2/3	6/4	17/23	0	0	31/53	43/43	-/-
J12	SAMFORD	12/11	19/21	31/32	(1)	8/14	13/19	2/0	7/0	13/20	4	3	29/32	29/21	-/-
J14	at Wofford	7/7	16/23	23/30	(7)	8/20	12/8	1/3	3/7	19/19	1	0	23/43	40/45	-/-
J19	at Furman	9/13	19/29	28/42	(14)	8/16	13/20	3/2	13/5	19/20	5	6	25/35	29/29	-/-
J21	C OF CHARLESTON	11/11	29/19	40/30	+10	19/10	14/11	2/2	5/8	18/15	12	8	29/29	35/29	-/-
J23	THE CITADEL	9/11	20/21	29/32	(3)	15/15	16/19	6/2	7/6	15/23	14	14	27/24	33/36	18/12
J26	at Samford	7/5	27/17	34/22	+12	9/14	17/10	1/1	8/6	18/13	6	6	20/24	35/33	-/-
J28	at Chattanooga														
F4	at Western Carolina														
F6	FURMAN														
F9	WOFFORD														
F11	at The Citadel														
F18	UNCG														
F23	at Coll. of Charleston														
F25	DAVIDSON														
M2	SoCon First Round														
M3	SoCon Quarterfinal														
M4	SoCon Semifinal														
M5	SoCon Championship Game														

**THE C.Y. FILE**

**FULL NAME** .....Charlton James Young  
**DATE OF BIRTH** .....August 15, 1971  
**HOMETOWN** .....Miami, Fla.  
**WIFE** .....Carolyn  
**CHILDREN** .....Ariel, Audia, Isaiah, Nehemiah

**HIRED AT GSU** .....April, 2009  
**OVERALL RECORD** ..... 22-62 (.219) 3rd Season  
**RECORD AT GSU** ..... Same  
**SOCON RECORD** .....13-33 (.283)

**PLAYING EXPERIENCE**

Georgia Southern - 1989-1992  
 ..... 1992 TAAC Champions  
 Tours, France - 1993-94

**COACHING EXPERIENCE**

Auburn, Administrative Assistant ..... 1994-1996  
 Auburn, Assistant Coach ..... 1996-1997  
 Jacksonville, Assistant Coach ..... 1997-1999  
 Northeastern, Assistant Coach ..... 1999-2000  
 Auburn, Assistant Coach ..... 2000-2004  
 Chattanooga, Assoc. Head Coach ..... 2004-2005  
 Georgia Tech, Assistant Coach ..... 2005-2009  
 Georgia Southern, Head Coach ..... 2009-Present

**YOUNG'S CAREER RECORD**

**ADMINISTRATIVE ASST., AUBURN**

1994-95	16	13	.552	NIT
1995-96	19	13	.594	NIT

**ASSISTANT COACH, AUBURN**

1996-97	16	15	.519	-
---------	----	----	------	---

**ASSISTANT COACH, JACKSONVILLE**

1997-98	8	19	.296	-
1998-99	12	15	.444	-

**ASSISTANT COACH, NORTHEASTERN**

1999-2000	7	21	.250	-
-----------	---	----	------	---

**ASSISTANT COACH, AUBURN**

2000-01	18	14	.563	NIT
2001-02	12	16	.429	-
2002-03	22	12	.647	NCAA Sweet 16
2003-04	14	14	.500	-

**ASSOCIATE HEAD COACH, CHATTANOOGA**

2004-05	20	11	.645	NCAA-1st Rnd
---------	----	----	------	--------------

**ASSISTANT COACH, GEORGIA TECH**

2005-06	11	17	.393	-
2006-07	20	12	.625	NCAA-1st Rnd
2007-08	15	17	.469	-
2008-09	12	19	.387	-

**ASSISTANT COACH TOTALS**

Totals	222	228	.493	NCAA-3/NIT-3
--------	-----	-----	------	--------------

**HEAD COACH, GEORGIA SOUTHERN**

2009-10	9	23	.281	-
2010-11	5	27	.156	-
2011-12	8	12	.400	-

**HEAD COACH TOTALS**

Totals	22	62	.219	-
--------	----	----	------	---



# CHARLTON "C.Y." YOUNG

## HEAD COACH THIRD SEASON GEORGIA SOUTHERN '94

When Charlton Young stepped off the Hanner court as a player for the LAST time in 1993, there was no doubt in his mind that he would be back SOMEDAY.

Now at the helm of his beloved alma mater's basketball program and ready to author its future, C.Y. promises that games in historic Hanner Fieldhouse will never be the same again.

With his recognizable smile and surprising tears at the announcement of his hiring in April of 2009 as the head men's basketball coach at "THE" Georgia Southern University, Young returned to his alma mater and to Statesboro. He returned to guide the men's basketball program, he returned to lead young men, and he returned to elevate his team.

Many years along the way, even if he was not watching Georgia Southern games, he was watching for Georgia Southern - checking the ticker for scores and catching what he could of game films. His heart was never far from Eagle basketball.

Of course, to stage the return, Young first had to leave, and gain the coaching experience that only comes from being on the sidelines. Over 15 years of coaching, scouting reports, practices, the day in and out of collegiate basketball, with just a few trips through airports thrown in for good measure, Young

had the opportunity to learn from different coaches. From the lowest rung of the coaching ranks, Young worked, and worked, and worked, and watched, and listened. Every bit of information he could glean he would add to his collective knowledge - about coaching, about coaches, about players, about people.

His coaches and mentors helped contribute to the person, the player, and the coach he is today. His education on the court, however, started well before then. When his father, Anthony, put a basketball in his crib, it wasn't too much longer before he was in the backyard or at the park every day. Thousands of games, millions of crossover dribbles, calloused hands, scrapes, every one was a heralded badge of the playground player, and between the lines, Young found his sanctuary. Pickup games on the courts of Miami or at "The Pines," are just as much a part of his basketball DNA as his years coaching student-athletes.

Just as easily as he can reel off some of the best players he's ever seen, he can tell you where EXACTLY he was when he shot a certain basket. He can tell you the score, half the play-by-play, the attendance and whoever else might have had a great game that night. He can tell you about the low moments too, I-o-n-g road trips, conference battles on back-to-back days, or



a rare miscue, when he dribbled the ball off his foot, a turnover that ended that season's dream of an undefeated record in the league.

As a person, as a point guard, as a coach, he has always felt responsible. This trait, complimenting so many others, has made him into one of the - if not the - top recruiter in the nation. Young has been responsible for assembling some of the most talented student-athletes for each of his former schools, including the signing of the nation's top prospect last year.

Young, who had been an assistant coach at Georgia Tech for the previous four seasons, became the 12th head coach of the University's basketball team and the third alum to guide the program. J.E Rowe (1970-1974) coached Georgia Southern through four seasons and Doug Durham served as coach for the 1994-1995 year.

"I am constantly amazed at how his energy and enthusiasm for his alma mater have reinvigorated the interest in Georgia Southern basketball," said Director of Athletics Sam Baker. "His passion and his commitment to every aspect of both the program and the University are nothing short of inspiring."

If Young's playing career at Georgia Southern is an indication of his coaching career, there are plenty of inspiring moments to come. Young, who wore number 12 for the Eagles from 1989 to 1993, started 97 straight games at point guard. During that three-year span, he averaged 14.8 points and 4.9 assists per contest. In his junior and senior seasons, Young posted an assist-to-turnover ratio of 1.94 to 1. Named the Trans American Athletic Conference Most Valuable Player for his performances in three Eagle victories in the 1992 tournament, Young capped the championship victory over Georgia State with 20 points and eight assists, leading the Eagles to the NCAA Tournament.

A three-time All-Conference selection at point guard in two different leagues (Trans America Athletic:



1990-91, 1991-92; Southern: 1992-93), Young earned All-Tournament Team honors in both the TAAC and So-Con and still stands in the

'Top 10' in numerous Georgia Southern statistical categories. His three-point percentage of 40.9 percent ranks number one on the Eagles career list, boosted by top-10 rankings for single-season performances in his junior and senior campaigns. Young owned the top spot in career assists (570) until Dwayne Foreman (588) succeeded him after the 2007-2008 season. His career total of 162 steals ranks fourth all-time on the Eagles career chart and his single-game record of eight (8) 3-point field goals lasted for more than a dozen years, eclipsed only on by Elton Nesbitt in the 2004-05 season.

"Charlton was a wonderful player who had a special love for the game and for people," said former Eagle head coach Frank Kerns, who recruited and coached C.Y. "Those loves, his boundless enthusiasm and outstanding resumé will make him a great head coach."

A Miami native, Young was a star player for Carol City High School in Miami and helped lead his squad to 66 wins against only seven losses during his final two seasons. A member of Carol City's Florida state championship title team as a junior, Young earned numerous awards and honors, including a nomination to the prestigious McDonald's All-America team.

Following his Georgia Southern career, Young played professional basketball in Tours, France, for the 1993-94 season and returned to campus to finish his degree. After graduation, Young served as the administrative assistant for the Auburn men's team from 1994-1996 then was promoted to assistant coach for the 1996-1997 season. He spent two years at Jacksonville as an assistant coach for Hugh Durham before joining Rudy Keeling's staff at Northeastern (1999-2000). Young signed on for a four-year stay at Auburn under Cliff Ellis then moved to a position as associate head coach at Tennessee-Chattanooga for the Mocs' 20-win season and 2005 NCAA Tournament appearance.

During his first coaching stop at Auburn, Young met Carolyn Jones, a two-time women's basketball All-America selection who led the Tigers to two Final Four appearances and went on to help the United States National Team capture bronze at the 1992 Barcelona Olympics. The couple married on August 8, 1998, and they are the proud parents four children: daughters Ariel and Audia and sons Isaiah and Nehemiah.

Young, who graduated from the University in 1994 with a bachelor of science degree in communication arts, was recognized as a Basketball Legend by the Southern Conference during the league's 75th anniversary celebration year in 1995. In September 2008, Young was honored by his alma mater when he was inducted to the Georgia Southern University Athletics Hall of Fame.





# #00 BEN DRAYTON III

5-10 • SR. • G • ST. MARYS, GA. • CAMDEN COUNTY

## 2011-12 GAME-BY-GAME STATS

## CAREER NOTES

Opp.	gs	min	fg-fga	pct	3fg-fga	pct	ft-fga	pct	reb	avg	pf	a	to	blk	stl	pts	avg
VALPO	*	34	4-9	.444	2-4	.500	9-11	.818	1-0-1	1.0	3	3	2	0	1	19	19.0
at Wake	*	31	4-9	.444	1-4	.250	3-4	.750	1-4-5	3.0	2	5	2	0	4	12	15.5
WEBBER INT.	*	25	4-6	.667	0-1	.000	0-0	-	1-0-1	2.3	4	4	0	0	1	8	13.0
at USF	*	33	4-12	.333	0-3	.000	1-2	.500	1-0-1	2.0	2	1	3	0	2	9	12.0
at SMU	*	28	2-9	.222	0-3	.000	1-1	1.000	1-1-2	2.0	2	2	2	0	2	5	10.6
CHATT	*	31	8-12	.667	2-3	.667	2-5	.400	1-2-3	2.2	1	6	2	0	2	20	12.2
APP ST.	*	34	4-10	.400	4-5	.800	2-5	.400	1-0-1	2.0	1	3	2	0	1	14	12.4
at EKU	*	33	4-12	.333	0-4	.000	26	.333	3-0-3	2.1	4	1	2	0	1	10	12.1
at S. Bama	*	34	2-9	.222	0-2	.000	7-10	.700	0-0-0	1.9	4	5	2	0	1	11	12.0
at Ga. State	*	34	4-8	.500	1-1	1.000	2-3	.667	1-3-4	2.1	3	3	4	0	0	11	11.9
at Auburn	*	37	5-11	.455	0-2	.000	2-2	1.000	0-0-0	1.9	1	1	1	0	3	12	11.9
BREW-PAK	*	29	5-7	.714	1-1	1.000	2-3	.667	0-0-0	1.8	2	5	2	0	0	13	12.0
at Elon	*	34	7-14	.500	2-3	.667	1-1	1.000	0-4-4	1.9	1	4	2	0	0	17	12.4
at Davidson	*	34	5-11	.455	1-2	.500	2-2	1.000	1-3-4	2.1	0	8	1	0	0	13	12.4
SANFORD	*	33	2-6	.333	1-4	.250	1-2	.500	0-0-0	1.9	0	3	3	0	1	6	12.0
at Wofford	*	27	2-8	.250	0-1	.000	0-0	-	0-0-0	1.8	1	0	1	0	0	4	11.5
at Furman	*	35	5-13	.385	1-4	.250	0-1	.000	0-2-2	1.8	3	1	4	0	1	11	11.5
C-OF-C	*	35	4-7	.571	1-3	.333	2-4	.500	0-3-3	1.9	2	5	2	0	0	11	11.4
CITADEL	*	35	5-9	.556	0-0	-	8-9	.889	0-2-2	1.9	0	4	2	0	3	18	11.8
at Samford	*	30	2-9	.222	0-3	.000	1-2	.500	1-3-4	2.0	0	1	2	0	2	5	11.5
at Chatt.																	
at WCU																	
FURMAN																	
WOFFORD																	
at Citadel																	
UNCG																	
at C-of-C																	
DAVIDSON																	
TOTALS.....	20	646	82-191	.429	17-53	.321	48-73	.658	13-27-40	2.0	36	65	41	0	25	229	11.5

**2010-11 (JUNIOR)** - Selected to All-SoCon Coaches Team and All-SoCon Media Third Team ... Started all 32 games for the Eagles and averaged 37.0 minutes per game to rank second in the SoCon ... Scored a team-high 15.8 points per game to rank third in the league ... Picked as Georgia Southern Offensive Player of the Year ... Posted career-high scoring at Wofford (2-12) with 31 points ... Joined the 1,000 point club at Chattanooga with 24 points and eclipsed the milestone in the waning minutes of the first half ... Scored over 20 points on three occasions and led the Eagles in scoring in 18 games ... One of the league's leading assist-men, Drayton had 4.6 assists per game to rank third in the league ... Made 60 steals on the year to rank third in the league and second on the GSU squad with 1.9 steals per game...Played all 45 minutes of the overtime contest against Auburn (12-29) ... Scored a double-double at Davidson with 16 points and 10 assists.

**2009-10 (SOPHOMORE)** - Played in 30 games with six starts, including five starts in the last six games ... Played 24.3 minutes per game, averaging 9.4 points and 2.1 rebounds with 2.2 assists ... Scored at least 10 points 13 times, including a season-high 21 points against Troy (11-29) ... Scored 18 points against Elon (2-25) and 17 against Coastal Carolina (12-29) ... Grabbed a season-high seven rebounds against South Carolina (11-16) ... Sank six field goals five times ... Handed out six assists against Reinhardt (11-13) and Coastal Carolina ... Shot 42.1 percent from the field, and 32.6 percent from three-point range ... Shot 73.2 percent from the free-throw line.

**2008-09 (FRESHMAN)** - Selected to the Southern Conference All-Freshman team ... One of three to play in all 30 games, starting 22 ... Team leader in field goal (47.4), free throw (72.4) and three-point field goal percentage (48.9) ... Eclipsed Wendell Charles' single-season three-point field goal percentage record with 48.9 ... Added his name to the freshman class record book eight times ... Posted career-highs of 26 points and nine rebounds at Elon (2/26) ... Dished out a season-high eight assists at Wofford (2/14) ... Shared team-high honors scoring 21 points against UNC Greensboro (2/7) with seven assists in a season-high 39 minutes ... Tallied 22 points in the Appalachian State game (2/2) ... Topped previous best scoring 21 points in the win at UNC Greensboro (1/15) ... Earned first career start vs. Samford (12/6) and shot 2-for-3 from 3-point land...

**HIGH SCHOOL** - Attended Camden County High School ... Led state of Georgia in scoring average his senior season with 30.6 ppg ... Coastal Area Player of the Year and all-state first team ... Also averaged 8.6 assists and 5.0 rebounds per outing his final season ... Played for AAU team LBF Stars from Jacksonville, Fla. and went to Division II national championship and scored 22 points in title game.

**PERSONAL** - Full name is Benjamin Drayton III ... Born March 28, 1990 in Kingsville, Texas ... Son of Benjamin Drayton, Jr. and Sophia M. Drayton ... Has a brother, Landon ... Majoring in Sport Management.

## CAREER STATS VS. CHATTANOOGA

Season	gp-gs	min/avg	Total		3-Point		F-Throws			Rebounds				Scoring						
			fg-fga	pct	fg-fga	pct	ft-fga	pct	off	def	tot	avg	pf	fo	ast	to	blk	stl	pts	avg
2008-09	2-1	23/11.5	4-6	.667	3-5	.600	0-0	.000	0	1	1	0.5	3	0	2	4	0	0	11	5.5
2009-10	2-1	54/27.0	6-16	.375	2-7	.286	2-3	.667	2	0	2	1.0	2	0	4	7	0	5	16	8.0
2010-11	1-1	36/36.0	10-16	.625	2-3	.667	2-4	.500	2	1	3	3.0	2	0	6	3	0	0	24	24.0
2011-12	1-1	31/31.0	8-12	.667	2-3	.667	2-5	.400	1	2	3	3.0	1	0	6	2	0	2	20	20.0
TOTAL	6-4	144/24.0	28-50	.560	9-18	.500	6-12	.500	5	4	9	1.5	8	0	18	16	0	7	71	11.8

## CAREER STATS

Season	gp-gs	min/avg	Total		3-Point		F-Throws			Rebounds				Scoring						
			fg-fga	pct	fg-fga	pct	ft-fga	pct	off	def	tot	avg	pf	fo	ast	to	blk	stl	pts	avg
2008-09	30-22	790/26.3	120-253	.474	43-88	.489	71-98	.724	18	52	70	2.3	65	1	78	81	2	32	354	11.8
2009-10	30-6	730/24.3	99-235	.421	31-95	.326	52-71	.732	29	33	62	2.1	62	1	66	44	0	35	281	9.4
2010-11	32-32	1184/37.0	185-385	.481	20-76	.263	114-159	.717	35	79	114	3.6	74	1	146	113	1	60	504	15.8
2011-12	20-20	646/32.3	82-191	.429	17-53	.321	48-73	.658	13	27	40	2.0	36	0	65	41	0	25	229	11.5
TOTAL	112-80	3350/29.9	486-1064	.457	111-312	.356	285-401	.711	95	191	286	2.6	237	3	355	279	3	152	1368	12.2

## CAREER HIGHS

- POINTS**  
31 - AT WOFFORD (2-12-11)
- REBOUNDS**  
9 - TWICE
- ASSISTS**  
11 - AT SAMFORD (2-22-10)
- FIELD GOALS**  
11 - AT WOFFORD (2-12-11)
- FG ATTEMPTS**  
20 - AT TEXAS TECH (11-23-10)
- 3-POINT FGS**  
4 - 3 TIMES
- 3-POINT FG ATTEMPTS**  
9 - AT AUBURN (12-29-10)
- FREE THROWS**  
9 - TWICE
- FT ATTEMPTS**  
12 - AT DAVIDSON (2-28-09)
- STEALS**  
6 - AT C OF CHARLESTON (12-3-09)
- BLOCKS**  
1 - 3 TIMES
- MINUTES**  
45 - AT AUBURN (12-29-10)

## SEASON HIGHS

- POINTS**  
20 - CHATTANOOGA (12-1-11)
- REBOUNDS**  
5 - AT WAKE FOREST (11-16-11)
- ASSISTS**  
8 - AT DAVIDSON (1-7-12)
- FIELD GOALS**  
8 - CHATTANOOGA (12-1-11)
- FG ATTEMPTS**  
14 - AT ELON (1-5-12)
- 3-POINT FGS**  
4 - APP ST. (12-3-11)
- 3-POINT FG ATTEMPTS**  
5 - APP ST. (12-3-11)
- FREE THROWS**  
9 - VALPO (11-11-11)
- FT ATTEMPTS**  
11 - VALPO (11-11-11)
- STEALS**  
4 - AT WAKE FOREST (11-16-11)
- BLOCKS**  
-
- MINUTES**  
37 - AT AUBURN (12-30-11)



# #1 JESSIE PERNELL

6-1 • FR. • G • NORTH AUGUSTA, S.C. • NORTH AUGUSTA HS

## 2011-12 GAME-BY-GAME STATS

## CAREER NOTES

Opp.	gs	min	fg-fga	pct	3fg-fga	pct	ft-fa	pct	reb	avg	pf	a	to	blk	stl	pts	avg
VALPO	-	12	0-0	-	0-0	-	0-0	-	0-2-2	2.0	1	0	0	0	0	0	0.0
at Wake	-	7	1-1	1.000	1-1	1.000	0-0	-	0-1-1	1.5	0	0	0	0	0	3	1.5
WEBBER INT.	-	23	2-7	.286	1-4	.250	0-0	-	1-3-4	2.3	1	3	2	0	1	5	2.7
at USF	-	4	0-1	.000	0-1	.000	0-0	-	0-0-0	1.8	0	0	1	0	0	0	2.0
at SMU	-	26	3-6	.500	2-5	.400	0-0	-	0-1-1	1.6	2	0	2	0	0	8	3.2
CHATT	-	13	0-5	.000	0-4	.000	0-0	-	0-2-2	1.7	0	0	1	0	0	0	2.7
APP ST.	-	6	0-3	.000	0-1	.000	0-0	-	0-2-2	1.7	3	0	0	0	0	0	2.3
at EKU	-	6	0-0	-	0-0	-	0-0	-	0-0-0	1.5	0	0	1	0	0	0	2.0
at S. Bama	-	-	-	-	-	-	-	-	-	-	-	-	-	-	-	-	-
at Ga. State	-	5	0-0	-	0-0	-	0-0	-	0-0-0	1.3	0	0	1	0	0	0	1.8
at Auburn	-	7	1-3	.333	0-1	.000	0-0	-	0-0-0	1.2	1	1	1	0	1	2	1.8
BREW-PAK	-	18	0-1	.000	0-0	-	0-0	-	1-2-3	1.4	1	2	2	0	1	0	1.6
at Elon	-	14	1-2	.500	1-1	1.000	0-0	-	1-1-2	1.4	1	0	0	0	1	3	1.8
at Davidson	-	14	3-3	1.000	0-0	-	1-3	.333	0-1-1	1.4	1	1	0	0	1	7	2.2
SANFORD	-	16	1-3	.333	0-1	.000	0-0	-	0-1-1	1.4	0	0	0	0	0	2	2.1
at Wofford	-	21	1-1	1.000	0-0	-	0-0	-	0-2-2	1.4	2	2	1	0	0	2	2.1
at Furman	-	3	0-0	-	0-0	-	0-0	-	0-0-0	1.3	0	0	2	0	0	0	2.0
C-OF-C	-	14	0-3	.000	0-1	.000	0-0	-	1-4-5	1.5	0	1	1	0	0	0	1.9
CITADEL	-	25	3-6	.500	1-3	.333	1-1	1.000	0-2-2	1.6	2	1	0	0	0	8	2.2
at Samford	-	14	2-2	1.000	0-0	-	0-0	-	0-4-4	1.7	1	0	1	0	0	4	2.3
at Chatt.																	
at WCU																	
FURMAN																	
WOFFORD																	
at Citadel																	
UNCG																	
at C-of-C																	
DAVIDSON																	
TOTALS.....	0	248	18-47	.383	6-23	.261	2-4	.500	4-28-32	1.7	16	11	16	0	5	44	2.3

**HIGH SCHOOL** - Three-year letter winner at North Augusta High School for head coach Al Young ... Team captain as a junior and senior ... named All-Region as a junior and senior, posting a 30-point game with four three-pointers ... Performed in the classroom as well, making the All-A Honor Roll ... Earned three letters in Football at North Augusta, earning All-Region honors playing at Wide Receiver and in the defensive secondary ... Rated as a two-star recruit by ESPN.com and was the 121st ranked Point Guard for the Class of 2011.

**PERSONAL** - Full name is Renard Jessie Pernell ... Born September 28, 1992, in Blackville, S.C. ... Son of Rita and Ronnie Pernell ... Plans to major in Sport Management ... Moment in history most wanted to see was Michael Jordan's "shot" against Utah ... Wears number one because that is always what he strives to be ... Favorite place on campus is his room ... People would be surprised to know that he makes great ham and cheese sandwiches ... Favorite sports figure is Kobe Bryant ... Favorite professional team is the L.A. Lakers ... Favorite ice cream is strawberry ... Favorite musical artist is J. Cole ... Favorite TV show is Dragonball Z ... Favorite movie is Above the Rim ... Favorite announcer is Charles Barkley.

## CAREER STATS VS. CHATTANOOGA

Season	gp-gs	min/avg	Total		3-Point		F-Throws			Rebounds				Scoring							
			fg-fga	pct	fg-fga	pct	ft-fa	pct	off	def	tot	avg	pf	fo	ast	to	blk	stl	pts	avg	
2011-12	1-0	13/13.0	0-5	.000	0-4	.000	0-0	.000	0	2	2	2.0	0	0	0	1	0	0	0	0	0.0
TOTAL	1-0	13/13.0	0-5	.000	0-4	.000	0-0	.000	0	2	2	2.0	0	0	0	1	0	0	0	0	0.0

## CAREER STATS


Season	gp-gs	min/avg	Total		3-Point		F-Throws			Rebounds				Scoring						
			fg-fga	pct	fg-fga	pct	ft-fa	pct	off	def	tot	avg	pf	fo	ast	to	blk	stl	pts	avg
2011-12	19-0	248/13.1	18-47	.383	6-23	.261	2-4	.500	4	28	32	1.7	16	0	11	16	0	5	44	2.3
TOTAL	19-0	248/13.1	18-47	.383	6-23	.261	2-4	.500	4	28	32	1.7	16	0	11	16	0	5	44	2.3

## CAREER HIGHS

- **POINTS**  
8 - AT SMU (11-27-11)
- **REBOUNDS**  
5 - C. OF CHARLESTON (1-21-12)
- **ASSISTS**  
3 - WEBBER INT (11-18-11)
- **FIELD GOALS**  
3 - TWICE
- **FG ATTEMPTS**  
7 - WEBBER INT (11-18-11)
- **3-POINT FGS**  
2 - AT SMU (11-27-11)
- **3-POINT FG ATTEMPTS**  
5 - AT SMU (11-27-11)
- **FREE THROWS**  
1 - AT DAVIDSON (1-7-12)
- **FT ATTEMPTS**  
3 - AT DAVIDSON (1-7-12)
- **STEALS**  
1 - 5 TIMES
- **BLOCKS**  
-
- **MINUTES**  
26 - AT SMU (11-27-11)

## SEASON HIGHS

- **POINTS**  
8 - TWICE
- **REBOUNDS**  
5 - C. OF CHARLESTON (1-21-12)
- **ASSISTS**  
3 - WEBBER INT (11-18-11)
- **FIELD GOALS**  
3 - 3 TIMES
- **FG ATTEMPTS**  
7 - WEBBER INT (11-18-11)
- **3-POINT FGS**  
2 - AT SMU (11-27-11)
- **3-POINT FG ATTEMPTS**  
5 - AT SMU (11-27-11)
- **FREE THROWS**  
1 - TWICE
- **FT ATTEMPTS**  
3 - AT DAVIDSON (1-7-12)
- **STEALS**  
1 - 5 TIMES
- **BLOCKS**  
-
- **MINUTES**  
26 - AT SMU (11-27-11)



# #2 SAM MIKE

6-6 • So. • F • DECATUR, GA. • COLUMBIA HS

## 2011-12 GAME-BY-GAME STATS

## CAREER NOTES

Opp.	gs	min	fg-fga	pct	3fg-fga	pct	ft-fta	pct	reb	avg	pf	a	to	blk	stl	pts	avg
VALPO	-	-	-	-	-	-	-	-	-	-	-	-	-	-	-	-	-
at Wake	-	-	-	-	-	-	-	-	-	-	-	-	-	-	-	-	-
WEBBER INT.	-	4	1-1	1.000	0-0	-	0-0	-	0-0-0	0.0	1	0	1	0	0	2	2.0
at USF	-	-	-	-	-	-	-	-	-	-	-	-	-	-	-	-	-
at SMU	-	-	-	-	-	-	-	-	-	-	-	-	-	-	-	-	-
CHATT	-	2	0-0	-	0-0	-	0-0	-	0-0-0	0.0	1	0	1	0	0	0	1.0
APP ST.	-	4	0-1	.000	0-0	-	0-0	-	0-0-0	0.0	1	0	0	0	0	0	0.7
at EKU	-	3	0-0	-	0-0	-	0-0	-	0-0-0	0.0	0	0	0	0	0	0	0.5
at S. Bama	-	11	0-1	.000	0-0	-	2-3	.667	2-0-2	0.4	3	0	2	0	0	2	0.8
at Ga. State	-	11	1-1	1.000	0-0	-	0-0	-	0-0-0	0.3	0	0	1	0	1	2	1.0
at Auburn	-	-	-	-	-	-	-	-	-	-	-	-	-	-	-	-	-
BREW-PAK	-	-	-	-	-	-	-	-	-	-	-	-	-	-	-	-	-
at Elon	-	-	-	-	-	-	-	-	-	-	-	-	-	-	-	-	-
at Davidson	-	-	-	-	-	-	-	-	-	-	-	-	-	-	-	-	-
SANFORD	-	-	-	-	-	-	-	-	-	-	-	-	-	-	-	-	-
at Wofford	-	-	-	-	-	-	-	-	-	-	-	-	-	-	-	-	-
at Furman	-	-	-	-	-	-	-	-	-	-	-	-	-	-	-	-	-
C-OF-C	-	-	-	-	-	-	-	-	-	-	-	-	-	-	-	-	-
CITADEL	-	-	-	-	-	-	-	-	-	-	-	-	-	-	-	-	-
at Samford	-	-	-	-	-	-	-	-	-	-	-	-	-	-	-	-	-
at Chatt.																	
at WCU																	
FURMAN																	
WOFFORD																	
at Citadel																	
UNCG																	
at C-of-C																	
DAVIDSON																	
TOTALS.....	0	35	2-4	.500	0-0	-	2-3	.667	2-0-2	0.3	6	0	5	0	1	6	1.0

**2010-11 (FRESHMAN)** - Played in 27 games while making one start at The Citadel (12-2) ... Scored a season-high 10 points at College of Charleston (12-4) ... Pulled down seven rebounds at The Citadel and College of Charleston ... Blocked a shot and made a steal against Mississippi Valley State ... Averaged 6.7 minutes per game and played a career-high 29 minutes at College of Charleston.

**HIGH SCHOOL** - Led Columbia to the AAA State Championships as a senior to go along with a AAAA title as a sophomore ... Eagles won the regional and sub-regional titles in 2009 ... Averaged eight points, 10 rebounds, four blocks and four assists as a senior ... Also scored eight points a game as a junior.

**PERSONAL** - Full name is Samuel Cleo Mike ... Born June 1, 1991 in Tifton, Ga. ... Son of Peggy and Samuel Mike Sr. ... Intended major is Sport Management ... Cousin Elden Campbell played 15 seasons in the NBA, including the 2004 season with the World Champion Detroit Pistons.

## CAREER STATS

Season	gp-gs	min/avg	Total		3-Point		F-Throws		Rebounds				pf	fo	ast	to	blk	stl	Scoring	
			fg-fga	pct	fg-fga	pct	ft-fta	pct	off	def	tot	avg							pts	avg
2010-11	27-1	182/6.7	12-23	.522	0-0	.000	2-4	.500	13	19	32	1.2	44	2	1	13	2	1	26	1.0
2011-12	6-0	35/5.8	2-4	.500	0-0	.000	2-3	.667	2	0	2	0.3	6	0	0	5	0	1	6	1.0
TOTAL	33-1	217/6.6	14-27	.519	0-0	.000	4-7	.571	15	19	34	1.0	50	2	1	18	2	2	32	1.0

## CAREER HIGHS

- **POINTS**  
10 - AT C. OF CHARLESTON (12-4-10)
- **FIELD GOALS**  
5 - AT C. OF CHARLESTON (12-4-10)
- **3-POINT FGS**  
-
- **FREE THROWS**  
1 - TWICE
- **STEALS**  
1 - TWICE
- **REBOUNDS**  
7 - TWICE
- **FG ATTEMPTS**  
5 - AT C. OF CHARLESTON (12-4-10)
- **3-POINT FG ATTEMPTS**  
-
- **FT ATTEMPTS**  
2 - TWICE
- **BLOCKS**  
1 - TWICE
- **ASSISTS**  
1 - vs. MISS. VALLEY ST. (11-27-10)
- **MINUTES**  
29 - AT C. OF CHARLESTON (12-4-10)

## SEASON HIGHS

- **POINTS**  
2 - 3 TIMES
- **FIELD GOALS**  
1 - TWICE
- **3-POINT FGS**  
-
- **FREE THROWS**  
2 - AT USA (12-19-11)
- **STEALS**  
1 - AT GA. STATE (12-22-11)
- **REBOUNDS**  
2 - AT USA (12-19-11)
- **FG ATTEMPTS**  
1 - 3 TIMES
- **3-POINT FG ATTEMPTS**  
-
- **FT ATTEMPTS**  
3 - AT USA (12-19-11)
- **BLOCKS**  
-
- **ASSISTS**  
-
- **MINUTES**  
11 - TWICE



# #3 ERIC FERGUSON

6-7 • So. • F • STATESBORO, GA. • THE WINCHENDON SCHOOL

## 2011-12 GAME-BY-GAME STATS

## CAREER NOTES

Opp.	gs	min	fg-fga	pct	3fg-fga	pct	ft-fa	pct	reb	avg	pf	a	to	blk	stl	pts	avg
VALPO		27	7-16	.437	0-1	.000	6-10	.600	5-8-13	13.0	4	0	1	1	1	20	20.0
at Wake	*	31	8-16	.500	0-2	.000	2-2	1.000	0-3-3	8.0	5	1	2	4	0	18	19.0
WEBBER INT.	*	19	7-12	.583	2-2	1.000	2-3	.667	1-7-8	8.0	2	0	1	2	1	18	18.7
at USF		27	4-8	.500	0-0	-	2-4	.500	4-2-6	7.5	3	0	0	0	1	10	16.5
at SMU	*	31	7-12	.583	0-2	.000	0-0	-	4-2-6	7.2	4	0	2	1	2	14	16.0
CHATT	*	29	8-15	.533	0-1	.000	1-1	1.000	1-5-6	7.0	4	4	3	0	3	17	16.2
APP ST.	*	25	7-10	.700	1-1	1.000	0-0	-	4-5-9	7.3	4	1	1	0	0	15	16.0
at EKU	*	25	9-9	1.000	0-0	-	1-5	.200	3-1-4	7.0	4	0	0	1	1	19	16.4
at S. Bama	*	28	2-6	.333	1-4	.250	3-4	.750	0-4-4	6.7	0	0	1	1	1	8	15.4
at Ga. State	*	23	2-5	.400	0-0	-	1-2	.500	0-5-5	6.5	4	3	4	0	0	5	14.4
at Auburn	*	25	7-11	.636	0-0	-	6-8	.750	2-4-6	6.5	5	1	4	0	1	20	14.9
BREW-PAK	*	19	8-10	.800	0-1	.000	1-2	.500	0-1-1	6.0	0	0	2	1	3	17	15.1
at Elon	*	33	7-17	.412	0-1	.000	7-11	.636	3-11-14	6.6	4	1	3	1	3	21	15.5
at Davidson	*	29	9-17	.529	0-0	-	2-3	.667	0-4-4	6.4	3	0	2	2	0	20	15.9
SANFORD	*	30	5-7	.714	0-0	-	1-5	.200	4-8-12	6.8	3	0	1	1	3	11	15.5
at Wofford	*	30	10-16	.625	0-1	.000	6-9	.667	5-3-8	6.9	3	1	2	1	1	26	16.2
at Furman	*	23	5-9	.556	0-1	.000	5-9	.556	4-4-8	6.9	4	0	4	2	4	15	16.1
C-OF-C	*	32	9-16	.563	1-2	.500	0-1	.000	3-5-8	7.0	4	1	1	1	1	19	16.3
CITADEL	*	39	3-8	.375	0-1	.000	3-6	.500	1-8-9	7.1	1	1	2	2	4	9	15.9
at Samford	*	27	6-8	.750	0-1	.000	2-4	.500	0-4-4	7.0	4	0	3	0	3	14	15.8
at Chatt.																	
at WCU																	
FURMAN																	
WOFFORD																	
at Citadel																	
UNCG																	
at C-of-C																	
DAVIDSON																	
TOTALS.....	18	552	130-228	.570	5-21	.238	51-89	.573	44-95-139	7.0	65	14	39	21	33	316	15.8

**2010-11 (FRESHMAN)** - Consensus SoCon All-Freshman Team selection ... Played in 31 games and started 26 contests in freshman season with the Eagles ... Averaged 12.0 points per game overall and ranks fourth all-time for freshmen ... Scored in double-figures in 20 games with a season-high 26 against Notre Dame (11-12) in the season opener ... His scoring output against Notre Dame was the highest for a freshman in his debut game in the Division I Era ... Finished the season with 373 total points, the second highest total for a freshman ... Scored two double-doubles on the season with 22 points and 10 rebounds against Brewton-Parker (12-11) and 19 points and season-high 12 rebounds against Auburn (12-29) ... Made six assists against Brewton-Parker (12-11) ... Took five steals at South Florida (11-21) and blocked four shots against Mississippi Valley State (11-27) ... Scored 24 points against UNC Greensboro (1-20) with two blocked shots and two dunks ... Led the team in scoring seven times ... Made 14 free throws against Notre Dame (11-12) and drained 12 from the stripe versus UNC Greensboro (1-20) ... Blocked 27 shots for the third-highest total among Georgia Southern freshmen ... Took 46 steals and ranks third on the freshman steals list.

**PREP SCHOOL** - Graduated from Winchendon Prep School in Boston, Mass....Played for Head Coach Mike Byrnes ... Led Winchendon to a 30-10 record in 2010 ... Led the team with 25 points in a game on Dec. 7, 2009 ... Garnered First-Team All-NEPSAC Class A honors ... Averaged more than 20 points a game his second year at Winchendon ... Named MVP of the SAS Holiday Classic after scoring 27 points in the championships game ... Led Winchendon to a 30-10 record as a senior ... Had a career-high 47 points in a Region 3-AAAA playoff game as a sophomore ... Team leader in nearly every offensive category his sophomore year at Statesboro High School, averaging 24.8 points, 6.3 rebounds , 2.3 assists and 1.5 steals per game.

**PERSONAL** - Full name is Eric J Ferguson ... Born October 4, 1989 in Statesboro ... Son of Estella Washington and Cal Ferguson ... Father Cal played two years for the Eagles and was a third-team All-Trans America Conference selection in 1990-91. Mother is a Georgia Southern graduate ... Eagles' Head Coach Charlton Young was father's college roommate and is Eric's godfather ... Plans to major in Sport Management.

## CAREER STATS VS. CHATTANOOGA

Season	gp-gs	min/avg	Total		3-Point		F-Throws		Rebounds			pf	fo	ast	to	blk	stl	Scoring		
			fg-fga	pct	fg-fga	pct	ft-fa	pct	off	def	tot							avg	pts	avg
2010-11	1-1	29/29.0	3-3	1.000	1-1	1.000	0-0	.000	0	6	6	6.0	3	0	2	5	1	2	7	7.0
2011-12	1-1	29/29.0	8-15	.533	0-1	.000	1-1	1.000	1	6	7	7.0	4	0	4	3	0	3	17	17.0
TOTAL	2-2	58/29.0	11-18	.611	1-2	.500	1-1	1.000	1	12	13	6.5	7	0	6	8	1	5	24	12.0

## CAREER STATS

Season	gp-gs	min/avg	Total		3-Point		F-Throws		Rebounds			pf	fo	ast	to	blk	stl	Scoring		
			fg-fga	pct	fg-fga	pct	ft-fa	pct	off	def	tot							avg	pts	avg
2010-11	31-26	894/28.8	135-292	.462	5-26	.192	98-141	.695	68	107	175	5.6	109	6	48	97	26	46	373	12.0
2011-12	20-18	552/27.6	130-228	.570	5-21	.238	51-89	.573	44	95	139	7.0	65	2	14	39	21	33	316	15.8
TOTAL	51-44	1446/28.4	265-520	.510	10-47	.213	149-230	.648	112	202	314	6.2	174	8	62	136	47	79	689	13.5

## CAREER HIGHS

- **POINTS**  
26 - TWICE
- **FIELD GOALS**  
10 - AT WOFFORD (1-14-12)
- **3-POINT FGS**  
2 - WEBBER INT (11-18-11)
- **FREE THROWS**  
14 - AT NOTRE DAME (11-12-10)
- **REBOUNDS**  
14 - AT ELON (1-5-12)
- **FG ATTEMPTS**  
19 - AT C. OF CHARLESTON (12-4-10)
- **3-POINT FG ATTEMPTS**  
4 - TWICE
- **FT ATTEMPTS**  
16 - AT NOTRE DAME (11-12-10)
- **ASSISTS**  
6 - BREWTON-PARKER (12-11-10)
- **STEALS**  
5 - AT SOUTH FLORIDA (11-21-10)
- **BLOCKS**  
4 - TWICE
- **MINUTES**  
39 - SAMFORD (1-23-12)

## SEASON HIGHS

- **POINTS**  
26 - AT WOFFORD (1-14-12)
- **FIELD GOALS**  
10 - AT WOFFORD (1-14-12)
- **3-POINT FGS**  
2 - WEBBER INT (11-18-11)
- **FREE THROWS**  
7 - AT ELON (1-5-12)
- **REBOUNDS**  
14 - AT ELON (1-5-12)
- **FG ATTEMPTS**  
17 - TWICE
- **3-POINT FG ATTEMPTS**  
4 - AT USA (12-19-11)
- **FT ATTEMPTS**  
11 - AT ELON (1-5-12)
- **ASSISTS**  
4 - CHATTANOOGA (12-1-11)
- **STEALS**  
4 - TWICE
- **BLOCKS**  
4 - AT WAKE FOREST (11-16-11)
- **MINUTES**  
39 - SAMFORD (1-23-12)



# #4 TRACY HAM JR.

5-8 • FR. • G • McDONOUGH, GA. • UNION GROVE HS

## 2011-12 GAME-BY-GAME STATS

## CAREER NOTES

Opp.	gs	min	fg-fga	pct	3fg-fga	pct	ft-fta	pct	reb	avg	pf	a	to	blk	stl	pts	avg
VALPO	-	-	-	-	-	-	-	-	-	-	-	-	-	-	-	-	-
at Wake	-	-	-	-	-	-	-	-	-	-	-	-	-	-	-	-	-
WEBBER INT.	2		0-0		0-0		0-0		0-0-0	0.0	2	0	1	0	0	0	0.0
at USF	-	-	-	-	-	-	-	-	-	-	-	-	-	-	-	-	-
at SMU	-	-	-	-	-	-	-	-	-	-	-	-	-	-	-	-	-
CHATT	-	-	-	-	-	-	-	-	-	-	-	-	-	-	-	-	-
APP ST.	-	-	-	-	-	-	-	-	-	-	-	-	-	-	-	-	-
at EKU	-	-	-	-	-	-	-	-	-	-	-	-	-	-	-	-	-
at S. Bama	-	-	-	-	-	-	-	-	-	-	-	-	-	-	-	-	-
at Ga. State	-	-	-	-	-	-	-	-	-	-	-	-	-	-	-	-	-
at Auburn	-	-	-	-	-	-	-	-	-	-	-	-	-	-	-	-	-
BREW-PAK	2		0-2	.000	0-1	.000	0-2	.000	0-0-0	0.0	0	0	0	0	0	0	0.0
at Elon	-	-	-	-	-	-	-	-	-	-	-	-	-	-	-	-	-
at Davidson	-	-	-	-	-	-	-	-	-	-	-	-	-	-	-	-	-
SANFORD	-	-	-	-	-	-	-	-	-	-	-	-	-	-	-	-	-
at Wofford	1		0-0		0-0		0-0		0-0-0	0.0	0	0	0	0	0	0	0.0
at Furman	-	-	-	-	-	-	-	-	-	-	-	-	-	-	-	-	-
C-OF-C	-	-	-	-	-	-	-	-	-	-	-	-	-	-	-	-	-
CITADEL	-	-	-	-	-	-	-	-	-	-	-	-	-	-	-	-	-
at Samford	-	-	-	-	-	-	-	-	-	-	-	-	-	-	-	-	-
at Chatt.																	
at WCU																	
FURMAN																	
WOFFORD																	
at Citadel																	
UNCG																	
at C-of-C																	
DAVIDSON																	
TOTALS.....	5		0-2	.000	0-1	.000	0-2	.000	0-0-0	0.0	2	0	1	0	0	0	0.0

**HIGH SCHOOL** - Two-year letter winner at Union Grove High School for Russ Atkins ... Earned Wolverine Award as a junior and a senior and served as team captain during his senior season ... helped Union Grove to host its first Class 4-A state tournament game in school history as a senior ... Also rank two seasons on the Union Grove Track and Cross Country teams.

**PERSONAL** - Full name is Tracy Darre'll Ham II ... Born on January 6, 1993 in Edmonton, Alberta, Canada ... Son of Tracy and Valare Ham ... Father Tracy was a two-time National Champion Quarterback for Georgia Southern and was inducted to the Canadian Football Hall of Fame in 2010 after earning Grey Cup MVP honors in 1995 ... Plans to major in Biology ... Hobbies include reading, running and playing video games ... Moment in history he would most like to see is the 1985 FCS Championship Game ... Wears number four because it is half of eight and #8 is a special number at Georgia Southern ... Chose Georgia Southern because it is best fit for him to grow as a person ... People would be surprised to know that he plays the cello ... Favorite sports figure is Tracy Ham Sr. ... Favorite pro-team is Jacksonville Jaguars ... Favorite ice cream is Chocolate Chip Cookie Dough ... Favorite pregame meal is pasta ... Favorite musical artist is Drake ... Favorite TV shows are Family Guy and Spongebob Squarepants ... Favorite movies are I Robot and V for Vendetta ... Favorite sports announcers are John Madden and Dick Vitale.

## CAREER STATS

Season	gp-gs	min/avg	Total		3-Point		F-Throws		Rebounds				Scoring							
			fg-fga	pct	fg-fga	pct	ft-fta	pct	off	def	tot	avg	pf	fo	ast	to	blk	stl	pts	avg
2011-12	3-0	5/1.7	0-2	.000	0-1	.000	0-2	.000	0	0	0	0.0	2	0	0	1	0	0	0	0.0
TOTAL	3-0	5/1.7	0-2	.000	0-1	.000	0-2	.000	0	0	0	0.0	2	0	0	1	0	0	0	0.0

## CAREER HIGHS

• POINTS	• FIELD GOALS	• 3-POINT FGS	• FREE THROWS	• STEALS
-	-	-	-	-
• REBOUNDS	• FG ATTEMPTS	• 3-POINT FG ATTEMPTS	• FT ATTEMPTS	• BLOCKS
-	2 - BREWTON-PARKER (1-2-12)	1 - BREWTON-PARKER (1-2-12)	2 - BREWTON-PARKER (1-2-12)	-
• ASSISTS				• MINUTES
-				2 - Twice

## SEASON HIGHS

• POINTS	• FIELD GOALS	• 3-POINT FGS	• FREE THROWS	• STEALS
-	-	-	-	-
• REBOUNDS	• FG ATTEMPTS	• 3-POINT FG ATTEMPTS	• FT ATTEMPTS	• BLOCKS
-	2 - BREWTON-PARKER (1-2-12)	1 - BREWTON-PARKER (1-2-12)	2 - BREWTON-PARKER (1-2-12)	-
• ASSISTS				• MINUTES
-				2 - Twice



# #5 JELANI HEWITT

6-2 • So. • G • MIRAMAR, FLA. • NORTHEAST HS

## 2011-12 GAME-BY-GAME STATS

## CAREER NOTES

Opp.	gs	min	fg-fga	pct	3fg-fga	pct	ft-fa	pct	reb	avg	pf	a	to	blk	stl	pts	avg
VALPO	*	27	3-8	.375	2-3	.667	2-2	1.000	2-2-4	4.0	4	0	2	0	0	10	10.0
at Wake	*	29	6-10	.600	5-7	.714	1-2	.500	2-1-3	3.5	2	1	4	0	0	18	14.0
WEBBER INT.	*	20	5-8	.625	3-5	.600	0-0	-	0-4-4	3.7	0	1	4	0	1	13	13.7
at USF	*	31	1-11	.091	1-8	.125	0-0	-	1-2-3	3.5	2	4	2	0	1	3	11.0
at SMU	*	33	5-12	.417	2-7	.286	2-2	1.000	0-5-5	3.8	1	2	3	0	1	14	11.6
CHATT	*	27	7-10	.700	6-8	.750	0-0	-	0-1-1	3.3	4	0	3	0	3	20	13.0
APP ST.	*	31	1-5	.200	0-2	.000	5-6	.833	0-3-3	3.3	1	3	1	0	1	7	12.1
at EKU	*	23	1-5	.200	0-3	.000	0-0	-	0-2-2	3.1	3	1	0	0	1	2	10.9
at S. Bama	*	32	4-12	.333	1-5	.200	0-0	-	1-4-5	3.3	1	1	1	1	2	9	10.7
at Ga. State	*	30	2-8	.250	2-5	.400	0-0	-	0-2-2	3.2	1	1	2	0	2	6	10.2
at Auburn	*	25	1-4	.250	1-4	.250	2-2	1.000	3-2-5	3.4	3	2	1	0	1	5	9.7
BREW-PAK	*	24	5-10	.500	2-4	.500	2-2	1.000	0-4-4	3.4	4	1	1	0	0	14	10.1
at Elon	*	30	2-5	.400	0-1	.000	2-3	.667	1-6-7	3.7	3	0	2	0	1	6	9.8
at Davidson	*	24	4-8	.500	3-4	.750	0-0	-	0-1-1	3.5	4	1	1	0	2	11	9.9
SANFORD	*	29	4-11	.364	3-7	.429	2-2	1.000	1-1-2	3.4	0	0	0	0	1	13	10.1
at Wofford	*	23	2-5	.400	1-4	.250	0-0	-	0-0-0	3.2	1	2	1	0	0	5	9.8
at Furman	-	26	1-5	.200	0-2	.000	2-2	1.000	1-0-1	3.1	1	2	1	0	1	4	9.4
C-OF-C	*	35	4-9	.444	2-5	.400	1-1	1.000	3-2-5	3.2	2	4	2	0	1	11	9.5
CITADEL	*	37	3-7	.429	1-5	.200	0-2	.000	1-1-2	3.1	2	0	1	1	0	7	9.4
at Samford	*	30	9-15	.600	5-10	.500	0-0	-	1-5-6	3.3	0	1	1	0	1	23	10.1
at Chatt.																	
at WCU																	
FURMAN																	
WOFFORD																	
at Citadel																	
UNCG																	
at C-of-C																	
DAVIDSON																	
TOTALS.....	19	566	70-168	.417	40-99	.404	21-26	.808	17-48-65	3.3	39	27	33	2	20	201	10.1

**2010-11 (FRESHMAN)** - Played in all 32 games as a freshman and made 29 starts ... Played more than 19 minutes in every game with more than 30 in the final four contests of the season ... scored in double-figures on 15 occasions with a career-high 28 points against Carver College (11-15) ... Led the team in steals (1.9 per game) and ranked second in the SoCon ... Took a career-high six steals at UNC Greensboro (1-20) ... Scored 13 points and had eight rebounds against Texas Tech (11-23) ... Averaged 9.0 points per game and posted 135 total points in SoCon play ... Drained three three-pointers twice against Reinhardt (11-18) and Eastern Kentucky (1-2) ... Scored 18 points on the road against Elon (1-22) ... Finished the season on a high with 15 points against Appalachian State in the SoCon Tournament (3-4) ... Posted a career-high six assists against Eastern Kentucky and The Citadel (2-19).

**HIGH SCHOOL** - Two-time Class 5A First-Team All-State as named by the Florida Sportswriters Association ... Also earned All-Broward County Honors his last two seasons as selected by the South Florida Sun-Sentinel ... Had his best season as a junior, leading Northeast High School to a 21-8 record and its first postseason berth in 24 seasons ... Averaged 26 points, seven assists and six rebounds in 2008-09 ... Terrific junior campaign earned him Preseason All-State accolades from Florida-Hoops.com and a spot on the Sun-Sentinel's Fab Five ... Senior season numbers included 16 points per game, six assists per game and six rebounds per game ... Named MVP of the Kreul Classic after leading Northeast to the tournament title with 25 points, six rebounds and four assists in the championship game ... Scored 29 points to earn MVP honors of the Next Level Top 24 Showcase before his senior season ... Hit 10 three-pointers on his way to 45 points for Kenny Gillion's Team Breakdown ... Squad won the 2008 17-U AAU National Championship ... Coached by Darrance Gillion at Northeast where he was a two-year team captain ... Averaged 20.1 points, five assists and 3.4 steals his sophomore year at East Lee County High School.

**PERSONAL** - Full name is Jelani D Hewitt ... Born September 6, 1991, in Hollywood, Fla. ... Son of Tanya and John Hewitt ... Plans to major in Business.

## CAREER STATS VS. CHATTANOOGA

Season	gp-gs	min/avg	Total		3-Point		F-Throws		Rebounds			pf	fo	ast	to	blk	stl	Scoring		
			fg-fga	pct	fg-fga	pct	ft-fa	pct	off	def	tot							avg	pts	avg
2010-11	1-1	31/31.0	4-11	.364	2-5	.400	0-0	.000	0	4	4	4.0	0	0	4	3	0	3	10	10.0
2011-12	1-1	27/27.0	7-10	.700	6-8	.750	0-0	.000	0	1	1	1.0	4	0	0	3	0	3	20	20.0
TOTAL	2-2	58/29.0	11-21	.524	8-13	.615	0-0	.000	0	5	5	2.5	4	0	4	6	0	6	30	15.0

## CAREER STATS

Season	gp-gs	min/avg	Total		3-Point		F-Throws		Rebounds			pf	fo	ast	to	blk	stl	Scoring		
			fg-fga	pct	fg-fga	pct	ft-fa	pct	off	def	tot							avg	pts	avg
2010-11	32-29	934/29.2	102-269	.379	39-122	.320	45-62	.726	23	92	115	3.6	84	2	80	116	4	62	288	9.0
2011-12	20-19	566/28.3	70-168	.417	40-99	.404	21-26	.808	17	48	65	3.3	39	0	27	33	2	20	201	10.1
TOTAL	52-48	1500/28.8	172-437	.394	79-221	.357	66-88	.750	40	140	180	3.5	123	2	107	149	6	82	489	9.4

## CAREER HIGHS

- **POINTS**  
28 - CARVER COLLEGE (11-15-10)
- **REBOUNDS**  
8 - AT TEXAS TECH (11-23-10)
- **ASSISTS**  
6 - TWICE
- **FIELD GOALS**  
10 - CARVER COLLEGE (11-15-10)
- **FG ATTEMPTS**  
15 - AT SAMFORD (1-26-12)
- **3-POINT FGS**  
6 - CHATTANOOGA (12-1-11)
- **3-POINT FG ATTEMPTS**  
10 - AT SAMFORD (1-26-12)
- **FREE THROWS**  
6 - vs. MISS. VALLEY ST. (11-27-10)
- **FT ATTEMPTS**  
7 - REINHARDT (11-18-10)
- **STEALS**  
6 - AT UNCG (1-20-11)
- **BLOCKS**  
1 - 3 TIMES
- **MINUTES**  
36 - BREWTON-PARKER (12-11-10)

## SEASON HIGHS

- **POINTS**  
23 - AT SAMFORD (1-26-12)
- **REBOUNDS**  
7 - AT ELON (1-5-12)
- **ASSISTS**  
4 - TWICE
- **FIELD GOALS**  
9 - AT SAMFORD (1-26-12)
- **FG ATTEMPTS**  
15 - AT SAMFORD (1-26-12)
- **3-POINT FGS**  
6 - CHATTANOOGA (12-1-11)
- **3-POINT FG ATTEMPTS**  
10 - AT SAMFORD (1-26-12)
- **FREE THROWS**  
5 - APP ST. (12-3-11)
- **FT ATTEMPTS**  
6 - APP ST. (12-3-11)
- **STEALS**  
3 - CHATTANOOGA (12-1-11)
- **BLOCKS**  
1 - AT USA (12-19-11)
- **MINUTES**  
33 - AT SMU (11-27-11)



# #10 MARVIN BAYNHAM

6-6 • So. • F • MIAMI, FLA. • MIAMI NORLAND HS

## 2011-12 GAME-BY-GAME STATS

## CAREER NOTES

Opp.	gs	min	fg-fga	pct	3fg-fga	pct	ft-fa	pct	reb	avg	pf	a	to	blk	stl	pts	avg
VALPO	*	17	2-2	1.000	0-0	-	2-4	.500	1-3-4	4.0	4	0	3	0	0	6	6.0
at Wake	-	14	2-3	.667	0-0	-	0-0	-	2-2-4	4.0	5	1	3	0	0	4	5.0
WEBBER INT.	-	16	1-4	.250	0-0	-	0-0	-	2-2-4	4.0	2	0	1	0	1	2	4.0
at USF	*	30	0-2	.000	0-0	-	2-2	1.000	3-4-7	4.8	2	0	1	0	0	2	3.5
at SMU	-	13	0-0	-	0-0	-	0-0	-	0-1-1	4.0	2	0	0	0	0	0	2.8
CHATT	-	20	1-1	1.000	0-0	-	0-0	-	2-2-4	4.0	1	1	0	0	0	2	2.7
APP ST.	-	9	0-1	.000	0-0	-	1-2	.500	1-4-5	4.1	2	0	0	1	0	1	2.4
at ECU	-	10	0-3	.000	0-0	-	0-0	-	1-1-2	3.9	0	0	1	0	0	0	2.1
at S. Bama	-	19	0-2	.000	0-0	-	2-2	1.000	1-5-6	4.1	5	0	2	1	1	2	2.1
at Ga. State	-	11	1-3	.333	0-0	-	0-0	-	3-0-3	4.0	2	0	3	0	0	2	2.1
at Auburn	*	15	1-1	1.000	0-0	-	0-0	-	1-3-4	4.0	1	1	2	0	0	2	2.1
BREW-PAK	*	18	3-6	.500	0-0	-	0-0	-	1-3-4	4.0	3	1	1	0	2	6	2.4
at Elon	*	16	0-4	.000	0-0	-	0-1	.000	2-3-5	4.1	2	0	0	0	0	0	2.2
at Davidson	*	8	0-0	-	0-0	-	0-0	-	0-0-0	3.8	2	1	2	0	0	0	2.1
SANFORD	-	18	1-1	1.000	0-0	-	3-4	.750	2-3-5	3.9	4	0	3	0	1	5	2.3
at Wofford	*	14	1-1	1.000	0-0	-	0-2	.000	0-3-3	3.8	3	0	0	0	0	2	2.3
at Furman	-	22	2-3	.667	0-0	-	0-1	.000	2-2-4	3.8	3	0	0	0	2	4	2.4
C-OF-C	-	15	1-3	.333	0-0	-	3-4	.750	2-3-5	3.9	3	0	1	0	1	5	2.5
CITADEL	-	18	0-0	-	0-0	-	0-0	-	0-0-0	3.7	2	0	1	0	0	0	2.4
at Samford	-	17	1-1	1.000	0-0	-	0-0	-	1-1-2	3.6	4	0	3	0	0	2	2.4
at Chatt.																	
at WCU																	
FURMAN																	
WOFFORD																	
at Citadel																	
UNCG																	
at C-of-C																	
DAVIDSON																	
TOTALS.....	7	320	17-41	.415	0-0	-	13-22	.591	27-45-72	3.6	52	5	27	2	8	47	2.4

**2010-11 (FRESHMAN)** - Played in all 32 games and made 14 starts ... Finished the season in style with season-high 13 points and seven rebounds in the SoCon Tournament against Appalachian State (3-4) ... Scored 4.8 points per game with 3.8 rebounds per game ... Posted a double-double against College of Charleston (12-4) with 10 points and a career-high 11 rebounds ... Scored 10 points against Reinhardt (11-18) and added nine against UNC Greensboro (2-24) ... Blocked two shots in three separate contests at The Citadel (12-2), vs. Davidson (1-31) and at home against The Citadel (2-19) ... Made 21 steals with a career-high three in back-to-back games against Wofford (1-12) and Furman (1-15) ... Given the Georgia Southern Coaches Award.

**HIGH SCHOOL** - Finished his high school career by earning First-Team Class 4A honors from the Florida sports writers ... Averaged 13.9 points per game and 9.6 rebounds per game to garner First-Team 4A-1A All-Dade honors from the Miami Herald ... Selected to play in the Fifth Annual South Florida High School All-Star Basketball Classic ... Posted 10.8 ppg., 9.2 rpg. and 1.1 blocks per game his junior year in helping Norland to the 6A regional semifinals.

**PERSONAL** - Full name is Marvin Rondell Baynham ... Born on March 23, 1992, in Ft. Lauderdale, Fla. ... Son of Marvin Baynham and Sheila St. Eli ... Intended major is Community Health.

## CAREER STATS VS. CHATTANOOGA

Season	gp-gs	min/avg	Total		3-Point		F-Throws		Rebounds				Scoring							
			fg-fga	pct	fg-fga	pct	ft-fa	pct	off	def	tot	avg	pf	fo	ast	to	blk	stl	pts	avg
2010-11	1-0	16/16.0	0-0	.000	0-0	.000	0-0	.000	1	1	2	2.0	4	0	0	1	1	0	0	0.0
2011-12	1-0	20/20.0	1-1	1.000	0-0	.000	0-0	.000	2	2	4	4.0	1	0	1	0	0	0	2	2.0
TOTAL	2-0	36/18.0	1-1	1.000	0-0	.000	0-0	.000	3	3	6	3.0	5	0	1	1	1	0	2	1.0

## CAREER STATS

Season	gp-gs	min/avg	Total		3-Point		F-Throws		Rebounds				Scoring							
			fg-fga	pct	fg-fga	pct	ft-fa	pct	off	def	tot	avg	pf	fo	ast	to	blk	stl	pts	avg
2010-11	32-14	662/20.7	60-103	.583	0-0	.000	34-67	.507	45	75	120	3.8	123	12	10	37	10	21	154	4.8
2011-12	20-7	320/16.0	17-41	.415	0-0	.000	13-22	.591	27	45	72	3.6	52	2	5	27	2	8	47	2.4
TOTAL	52-21	982/18.9	77-144	.535	0-0	.000	47-89	.528	72	120	192	3.7	175	14	15	64	12	29	201	3.9

## CAREER HIGHS

- **POINTS**  
13 - VS. APPALACHIAN ST. (3-4-10)
- **REBOUNDS**  
11 - AT C. OF CHARLESTON (12-4-10)
- **ASSISTS**  
2 - TWICE
- **FIELD GOALS**  
4 - 4 TIMES
- **FG ATTEMPTS**  
9 - AT C. OF CHARLESTON (12-4-10)
- **3-POINT FGS**  
-
- **3-POINT FG ATTEMPTS**  
-
- **FREE THROWS**  
4 - TWICE
- **FT ATTEMPTS**  
6 - DAVIDSON (1-31-11)
- **STEALS**  
2 - 3 TIMES
- **BLOCKS**  
2 - 3 TIMES
- **MINUTES**  
36 - THE CITADEL (12-2-10)

## SEASON HIGHS

- **POINTS**  
6 - TWICE
- **REBOUNDS**  
6 - AT USA (12-19-11)
- **ASSISTS**  
1 - 4 TIMES
- **FIELD GOALS**  
3 - BREWTON-PARKER (1-2-12)
- **FG ATTEMPTS**  
6 - BREWTON-PARKER (1-2-12)
- **3-POINT FGS**  
-
- **3-POINT FG ATTEMPTS**  
-
- **FREE THROWS**  
2 - 3 TIMES
- **FT ATTEMPTS**  
4 - VALPO (11-11-11)
- **STEALS**  
2 - BREWTON-PARKER (1-2-12)
- **BLOCKS**  
-
- **MINUTES**  
30 - AT USF (11-23-11)

# #11 TRÉ BUSSEY

6-2 • So. • G • LITHIA SPRINGS, GA. • LITHIA SPRINGS HS



## 2011-12 GAME-BY-GAME STATS

## CAREER NOTES

Opp.	gs	min	fg-fga	pct	3fg-fga	pct	ft-fa	pct	reb	avg	pf	a	to	blk	stl	pts	avg
VALPO	-	16	2-3	.667	1-1	1.000	0-0	-	0-0-0	0.0	3	1	2	0	0	16	16.0
at Wake	-	13	1-3	.333	0-2	.000	0-0	-	1-0-0	0.5	2	0	2	0	0	2	3.5
WEBBER INT.	-	20	4-9	.444	2-5	.400	2-2	1.000	1-1-2	1.0	2	1	0	0	1	12	6.3
at USF	-	16	2-4	.500	2-4	.500	0-0	-	0-0-0	0.8	2	0	1	0	0	6	6.3
at SMU	-	14	1-2	.500	0-0	-	1-4	.250	0-0-0	0.6	2	1	0	0	0	3	5.6
CHATT	-	17	4-4	1.000	1-1	1.000	2-4	.500	2-1-3	1.0	1	0	1	0	1	11	6.5
APP ST.	-	16	4-6	.667	1-2	.500	3-3	1.000	1-3-4	1.4	0	0	2	0	0	12	7.3
at EKU	-	24	2-4	.500	1-3	.333	0-0	-	0-0-0	1.3	2	0	1	0	3	5	7.0
at S. Bama	-	21	2-5	.400	1-2	.500	2-3	.677	1-0-1	1.2	2	0	1	0	1	7	7.0
at Ga. State	-	18	4-7	.571	2-4	.500	0-0	-	0-1-1	1.2	0	0	2	0	0	10	7.3
at Auburn	-	15	2-5	.400	1-2	.500	0-0	-	1-0-1	1.2	1	0	1	0	0	5	7.1
BREW-PAK	-	17	4-6	.667	2-3	.667	1-2	.500	0-3-3	1.3	0	0	2	0	1	11	7.4
at Elon	-	12	1-5	.200	0-1	.000	0-0	-	1-0-1	1.3	1	0	1	0	1	2	7.0
at Davidson	-	19	1-2	.500	0-0	-	0-2	.000	0-1-1	1.3	1	0	1	0	0	2	6.6
SANFORD	-	13	2-5	.400	0-1	.000	0-0	-	0-2-2	1.3	0	0	0	0	0	4	6.5
at Wofford	-	16	2-8	.250	0-2	.000	0-0	-	1-0-1	1.3	1	0	0	0	0	4	6.3
at Furman	*	25	2-10	.200	2-6	.333	4-5	.800	0-2-2	1.4	2	0	1	0	0	10	6.5
C-OF-C	-	10	1-3	.333	1-2	.500	0-0	-	0-1-1	1.3	0	1	0	0	0	3	6.3
CITADEL	-	16	2-4	.500	2-4	.500	0-0	-	0-1-1	1.3	0	0	0	0	0	6	6.3
at Samford	-	16	0-4	.000	0-3	.000	0-0	-	0-2-2	1.4	2	0	1	0	1	0	6.0
at Chatt.																	
at WCU																	
FURMAN																	
WOFFORD																	
at Citadel																	
UNCG																	
at C-of-C																	
DAVIDSON																	
TOTALS.....	1	318	43-99	.434	19-48	.396	15-25	.600	9-18-27	1.4	24	4	19	0	9	120	6.0

**2010-11 (FRESHMAN)** - Played in 30 games with 10 starts ... Averaged 6.8 points per game on the year with 205 total points ... Reached double-figure scoring in seven games with a career-high 21 points against College of Charleston (12-4) ... Pulled down five rebounds in games against Notre Dame (11-12) and Eastern Kentucky (1-2) ... Scored 15 points against Brewton-Parker (12-11) ... Scored 11 points against Davidson (1-31) and 10 against The Citadel (12-2) and Wofford (1-12) ... Made four assists against Carver College (11-15) ... Took three steals against Wofford (1-12) ... Played 38 minutes vs. South Alabama (12-18).

**HIGH SCHOOL** - Earned All-State honors from All-Metro Sports ... Scored 14 points, grabbed five rebounds and dished out four assists in the GACA North-South Senior Showcase ... Named to the Region 5-AAAA squad ... Dropped in 27 points to get the Lions to the Elite Eight of the Class AAAA State Play-offs ... Team captain his final two seasons ... Named MVP of the Chattanooga Tournament after scoring 31 points in the championship game ... Finished senior year by averaging 26 points, 4.2 assists and 3.7 rebounds per game ... Scored 19.6 points per game during junior campaign ... Also dished out 6.2 assists and grabbed 5.3 rebounds ... Averaged 6.6 ppg. on the Lithia Springs team that won the regional championships.

**PERSONAL** - Full name is Tre' Bussey ... Born on November 13, 1991, in Atlanta, Ga. ... Son of Tammy and Theron Bussey ... Intended major is Sport Management.

## CAREER STATS VS. CHATTANOOGA

Season	gp-gs	min/avg	Total		3-Point		F-Throws		Rebounds				Scoring							
			fg-fga	pct	fg-fga	pct	ft-fa	pct	off	def	tot	avg	pf	fo	ast	to	blk	stl	pts	avg
2010-11	1-1	20/20.0	3-5	.600	2-4	.500	0-0	.000	1	1	2	2.0	0	0	0	1	0	0	8	8.0
2011-12	1-0	17/17.0	4-4	1.000	1-1	1.000	2-4	.500	2	1	3	3.0	1	0	0	1	0	1	11	11.0
TOTAL	2-1	37/18.5	7-9	.778	3-5	.600	2-4	.500	3	2	5	2.5	1	0	0	2	0	1	19	9.5

## CAREER STATS

Season	gp-gs	min/avg	Total		3-Point		F-Throws		Rebounds				Scoring							
			fg-fga	pct	fg-fga	pct	ft-fa	pct	off	def	tot	avg	pf	fo	ast	to	blk	stl	pts	avg
2010-11	30-10	671/22.4	73-180	.406	39-104	.375	20-28	.714	12	43	55	1.8	52	1	28	41	2	18	205	6.8
2011-12	20-1	334/16.7	43-99	.434	19-48	.396	15-25	.600	9	18	27	1.4	24	0	4	19	0	9	120	6.0
TOTAL	50-11	1005/20.1	116-279	.416	58-152	.382	35-53	.660	21	61	82	1.6	76	1	32	60	2	27	325	6.5

## CAREER HIGHS

- **POINTS**  
21 - AT C. OF CHARLESTON (12-4-10)
- **FIELD GOALS**  
8 - AT C. OF CHARLESTON (12-4-10)
- **3-POINT FGS**  
5 - AT C OF CHARLESTON (2-4-10)
- **FREE THROWS**  
6 - DAVIDSON (1-31-11)
- **REBOUNDS**  
5 - TWICE
- **FG ATTEMPTS**  
15 - TWICE
- **3-POINT FG ATTEMPTS**  
10 - BREWTON-PARKER (12-11-10)
- **FT ATTEMPTS**  
6 - DAVIDSON (1-31-11)
- **ASSISTS**  
4 - CARVER COLLEGE (11-15-10)
- **STEALS**  
3 - TWICE
- **BLOCKS**  
1 - TWICE
- **MINUTES**  
38 - SOUTH ALABAMA (12-18-10)

## SEASON HIGHS

- **POINTS**  
12 - WEBBER INT (11-18-11)
- **FIELD GOALS**  
4 - 5 TIMES
- **3-POINT FGS**  
2 - 5 TIMES
- **FREE THROWS**  
3 - APP ST (12-3-11)
- **REBOUNDS**  
3 - TWICE
- **FG ATTEMPTS**  
9 - WEBBER INT (11-18-11)
- **3-POINT FG ATTEMPTS**  
5 - WEBBER INT (11-18-11)
- **FT ATTEMPTS**  
4 - TWICE
- **ASSISTS**  
1 - TWICE
- **STEALS**  
3 - AT EKU (12-10-11)
- **BLOCKS**  
-
- **MINUTES**  
24 - AT EKU (12-20-11)



# #13 EDWIN HARVEY

6-2 • FR. • G • STATESBORO, GA. • STATESBORO HS

## 2011-12 GAME-BY-GAME STATS

## CAREER NOTES

Opp.	gs	min	fg-fga	pct	3fg-fga	pct	ft-fta	pct	reb	avg	pf	a	to	blk	stl	pts	avg
VALPO	-	-	-	-	-	-	-	-	-	-	-	-	-	-	-	-	-
at Wake	-	-	-	-	-	-	-	-	-	-	-	-	-	-	-	-	-
WEBBER INT.	2		0-0		0-0		0-0		0-1-1	1.0	1	0	1	0	0	0	0.0
at USF	-	-	-	-	-	-	-	-	-	-	-	-	-	-	-	-	-
at SMU	-	-	-	-	-	-	-	-	-	-	-	-	-	-	-	-	-
CHATT	-	-	-	-	-	-	-	-	-	-	-	-	-	-	-	-	-
APP ST.	-	-	-	-	-	-	-	-	-	-	-	-	-	-	-	-	-
at EKU	-	-	-	-	-	-	-	-	-	-	-	-	-	-	-	-	-
at S. Bama	-	-	-	-	-	-	-	-	-	-	-	-	-	-	-	-	-
at Ga. State	-	-	-	-	-	-	-	-	-	-	-	-	-	-	-	-	-
at Auburn	-	-	-	-	-	-	-	-	-	-	-	-	-	-	-	-	-
BREW-PAK	-	1	1-1	1.000	0-0		0-0		1-0-1	1.0	0	0	0	0	0	2	1.0
at Elon	-	-	-	-	-	-	-	-	-	-	-	-	-	-	-	-	-
at Davidson	-	-	-	-	-	-	-	-	-	-	-	-	-	-	-	-	-
SANFORD	-	-	-	-	-	-	-	-	-	-	-	-	-	-	-	-	-
at Wofford	-	-	-	-	-	-	-	-	-	-	-	-	-	-	-	-	-
at Furman	-	-	-	-	-	-	-	-	-	-	-	-	-	-	-	-	-
C-OF-C	-	-	-	-	-	-	-	-	-	-	-	-	-	-	-	-	-
CITADEL	-	-	-	-	-	-	-	-	-	-	-	-	-	-	-	-	-
at Samford	-	-	-	-	-	-	-	-	-	-	-	-	-	-	-	-	-
at Chatt.																	
at WCU																	
FURMAN																	
WOFFORD																	
at Citadel																	
UNCG																	
at C-of-C																	
DAVIDSON																	
TOTALS.....	3		1-1	1.000	0-0		0-0		1-1-2	1.0	1	0	1	0	0	2	1.0

**HIGH SCHOOL** - Four-year letterwinner at Statesboro High School for Head Coach Lee Hill ... Played on the Blue Devil team which won the 2007-08 and 2008-09 region championships ... Team captain as a senior.

**PERSONAL** - Full name is Hoarce Edwin Thomas Harvey ... Born March 22, 1993 in Savannah, Ga. ... Son of Hoarce and Gwen Harvey ... Mother Gwen Harvey played basketball at Georgia Southern ... Father Hoarce Harvey played basketball at Abraham Baldwin College for two seasons ... Major is undecided ... Person he most admires is his grandmother Idella Jones ... Favorite meal is anything his grandmothers make ... Favorite movies are the Transformers series ... Favorite athlete is Kevin Durant ... Favorite Georgia Southern tradition is the student section.

## CAREER STATS

Season	gp-gs	min/avg	Total		3-Point		F-Throws		Rebounds				pf	fo	ast	to	blk	stl	Scoring	
			fg-fga	pct	fg-fga	pct	ft-fta	pct	off	def	tot	avg							pts	avg
2011-12	2-0	3/1.5	1-1	1.000	0-0	.000	0-0	.000	1	1	2	1.0	1	0	0	1	0	0	2	1.0
TOTAL	2-0	3/1.5	1-1	1.000	0-0	.000	0-0	.000	1	1	2	1.0	1	0	0	1	0	0	2	1.0

## CAREER HIGHS

<ul style="list-style-type: none"> <li>• <b>POINTS</b></li> <li>2 - BREWTON-PARKER (1-2-12)</li> <li>• <b>REBOUNDS</b></li> <li>1 - Twice</li> <li>• <b>ASSISTS</b></li> <li>-</li> </ul>	<ul style="list-style-type: none"> <li>• <b>FIELD GOALS</b></li> <li>1 - BREWTON-PARKER (1-2-12)</li> <li>• <b>FG ATTEMPTS</b></li> <li>1 - BREWTON-PARKER (1-2-12)</li> </ul>	<ul style="list-style-type: none"> <li>• <b>3-POINT FGS</b></li> <li>-</li> <li>• <b>3-POINT FG ATTEMPTS</b></li> <li>-</li> </ul>	<ul style="list-style-type: none"> <li>• <b>FREE THROWS</b></li> <li>-</li> <li>• <b>FT ATTEMPTS</b></li> <li>-</li> </ul>	<ul style="list-style-type: none"> <li>• <b>STEALS</b></li> <li>-</li> <li>• <b>BLOCKS</b></li> <li>-</li> <li>• <b>MINUTES</b></li> <li>2 - WEBBER INT (11-18-11)</li> </ul>
---	--	--	--	---

## SEASON HIGHS

<ul style="list-style-type: none"> <li>• <b>POINTS</b></li> <li>2 - BREWTON-PARKER (1-2-12)</li> <li>• <b>REBOUNDS</b></li> <li>1 - Twice</li> <li>• <b>ASSISTS</b></li> <li>-</li> </ul>	<ul style="list-style-type: none"> <li>• <b>FIELD GOALS</b></li> <li>1 - BREWTON-PARKER (1-2-12)</li> <li>• <b>FG ATTEMPTS</b></li> <li>1 - BREWTON-PARKER (1-2-12)</li> </ul>	<ul style="list-style-type: none"> <li>• <b>3-POINT FGS</b></li> <li>-</li> <li>• <b>3-POINT FG ATTEMPTS</b></li> <li>-</li> </ul>	<ul style="list-style-type: none"> <li>• <b>FREE THROWS</b></li> <li>-</li> <li>• <b>FT ATTEMPTS</b></li> <li>-</li> </ul>	<ul style="list-style-type: none"> <li>• <b>STEALS</b></li> <li>-</li> <li>• <b>BLOCKS</b></li> <li>-</li> <li>• <b>MINUTES</b></li> <li>2 - WEBBER INT (11-18-11)</li> </ul>
---	--	--	--	---



# #24 CHAD WADDELL

6-1 • FR. • G • EVANS, GA. • GREENBRIER HS

## 2011-12 GAME-BY-GAME STATS

## CAREER NOTES

Opp.	gs	min	fg-fga	pct	3fg-fga	pct	ft-fa	pct	reb	avg	pf	a	to	blk	stl	pts	avg
VALPO	-	0+	0-0	-	0-0	-	0-0	-	0-0-0	0.0	0	0	0	0	0	0	0.0
at Wake	-	-	-	-	-	-	-	-	-	-	-	-	-	-	-	-	-
WEBBER INT.	-	4	0-1	.000	0-1	.000	0-0	-	0-0-0	0.0	0	0	1	0	0	0	0.0
at USF	-	1	0-0	-	0-0	-	0-0	-	0-0-0	0.0	0	0	0	0	0	0	0.0
at SMU	-	-	-	-	-	-	-	-	-	-	-	-	-	-	-	-	-
CHATT	-	-	-	-	-	-	-	-	-	-	-	-	-	-	-	-	-
APP ST.	-	-	-	-	-	-	-	-	-	-	-	-	-	-	-	-	-
at EKU	-	-	-	-	-	-	-	-	-	-	-	-	-	-	-	-	-
at S. Bama	-	-	-	-	-	-	-	-	-	-	-	-	-	-	-	-	-
at Ga. State	-	-	-	-	-	-	-	-	-	-	-	-	-	-	-	-	-
at Auburn	-	0+	0-0	-	0-0	-	0-0	-	0-0-0	0.0	0	0	0	0	0	0	0.0
BREW-PAK	-	3	0-1	.000	0-0	-	0-0	-	1-0-1	0.2	0	1	0	0	0	0	0.0
at Elon	-	-	-	-	-	-	-	-	-	-	-	-	-	-	-	-	-
at Davidson	-	1	1-1	1.000	0-0	-	0-0	-	0-0-0	0.2	0	0	0	0	0	2	0.3
SANFORD	-	-	-	-	-	-	-	-	-	-	-	-	-	-	-	-	-
at Wofford	-	2	0-0	-	0-0	-	0-0	-	0-0-0	0.1	0	0	0	0	0	0	0.3
at Furman	-	-	-	-	-	-	-	-	-	-	-	-	-	-	-	-	-
C-OF-C	-	-	-	-	-	-	-	-	-	-	-	-	-	-	-	-	-
CITADEL	-	0+	0-0	-	0-0	-	0-0	-	0-0-0	0.1	0	0	1	0	0	0	0.3
at Samford	-	-	-	-	-	-	-	-	-	-	-	-	-	-	-	-	-
at Chatt.																	
at WCU																	
FURMAN																	
WOFFORD																	
at Citadel																	
UNCG																	
at C-of-C																	
DAVIDSON																	
TOTALS.....	0	11	1-3	.333	0-1	.000	0-0	-	1-0-1	0.2	0	1	2	0	0	2	0.3

**HIGH SCHOOL** - Four year letterwinner at Greenbrier High School in Evans, Ga. for head coach Casey Heckathorn ... Led the Wolfpack to a 20-10 record as a senior with 18.0 points per game ... Received all-county honors three times and earned all-region and all-area honors as a senior ... Graduated with honors and a place on the All-A Honor Roll.

**PERSONAL** - Full name is Chad Benjamin Waddell ... Born on April 24, 1993 in Augusta, Ga. ... Son of Debbie and Kevin Waddell ... Mother played basketball at Illinois Wesleyan University and father played football at North Park College and Illinois Wesleyan University ... Hobbies include playing video games ... Would want Steve Carell to play him in a movie ... Craziest ambition is to skydive ... Chose to wear 24 because it is his birthday ... Favorite place on campus is Lakeside ... Biggest influence on life as an athlete is his mother because she played college basketball ... Would most want to play against Duke ... Favorite sports figure is Kobe Bryant ... Favorite non-sports figure is Steve Carell ... Favorite professional team is the Chicago Cubs ... Favorite ice cream flavor is Strawberry ... Favorite pre-game meal is pasta ... Favorite TV show is The Office ... Favorite sports announcer is Scott Van Pelt.

## CAREER STATS

Season	gp-gs	min/avg	Total		3-Point		F-Throws		Rebounds				Scoring							
			fg-fga	pct	fg-fga	pct	ft-fa	pct	off	def	tot	avg	pf	fo	ast	to	blk	stl	pts	avg
2011-12	8-0	11/1.4	1-3	.333	0-1	.000	0-0	.000	1	0	1	0.1	0	0	1	2	0	0	2	0.3
TOTAL	8-0	11/1.4	1-3	.333	0-1	.000	0-0	.000	1	0	1	0.1	0	0	1	2	0	0	2	0.3

## CAREER HIGHS

- **POINTS**  
2 - AT DAVIDSON (1-7-12)
- **FIELD GOALS**  
1 - AT DAVIDSON (1-7-12)
- **3-POINT FGS**  
-
- **FREE THROWS**  
-
- **STEALS**  
-
- **REBOUNDS**  
1 - BREWTON-PARKER (1-2-12)
- **FG ATTEMPTS**  
1 - 3 TIMES
- **3-POINT FG ATTEMPTS**  
1 - WEBBER INT (11-18-11)
- **FT ATTEMPTS**  
-
- **BLOCKS**  
-
- **ASSISTS**  
1 - BREWTON-PARKER (1-2-12)
- **MINUTES**  
4 - WEBBER INT (11-18-11)

## SEASON HIGHS

- **POINTS**  
2 - AT DAVIDSON (1-7-12)
- **FIELD GOALS**  
1 - AT DAVIDSON (1-7-12)
- **3-POINT FGS**  
-
- **FREE THROWS**  
-
- **STEALS**  
-
- **REBOUNDS**  
1 - BREWTON-PARKER (1-2-12)
- **FG ATTEMPTS**  
1 - 3 TIMES
- **3-POINT FG ATTEMPTS**  
1 - WEBBER INT (11-18-11)
- **FT ATTEMPTS**  
-
- **BLOCKS**  
-
- **ASSISTS**  
1 - BREWTON-PARKER (1-2-12)
- **MINUTES**  
4 - WEBBER INT (11-18-11)



# #25 TYRONE BROWN

6-8 • FR. • F • MILLEN, GA. • JENKINS COUNTY HS

## 2011-12 GAME-BY-GAME STATS

## CAREER NOTES

Opp.	gs	min	fg-fga	pct	3fg-fga	pct	ft-fga	pct	reb	avg	pf	a	to	blk	stl	pts	avg
VALPO	-	10	2-3	.667	0-0	-	0-0	-	1-1-2	2.0	2	1	0	0	0	4	4.0
at Wake	-	7	0-0	-	0-0	-	0-2	.000	0-1-1	1.5	1	0	0	0	0	0	2.0
WEBBER INT.	-	15	4-8	.500	0-0	-	0-0	-	2-1-3	2.0	0	1	0	0	2	9	4.0
at USF	-	8	0-1	.000	0-0	-	0-0	-	0-1-1	1.8	1	0	0	0	0	0	3.0
at SMU	-	6	0-0	-	0-0	-	0-0	-	1-0-1	1.6	0	0	1	0	0	0	2.4
CHATT	-	5	0-0	-	0-0	-	2-2	1.000	2-1-3	1.8	0	0	1	0	0	2	2.3
APP ST.	-	10	2-2	1.000	0-0	-	1-2	.500	1-0-1	1.7	2	0	1	0	0	5	2.7
at ECU	-	9	1-1	1.000	0-0	-	0-0	-	3-1-4	2.0	2	1	3	0	0	2	2.6
at S. Bama	-	3	0-1	.000	0-0	-	0-0	-	1-0-1	1.9	2	0	0	0	0	0	2.3
at Ga. State	-	9	0-0	-	0-0	-	0-0	-	0-2-2	1.9	1	0	2	1	0	0	2.1
at Auburn	-	15	1-2	.500	0-0	-	0-0	-	0-0-0	1.7	1	0	1	0	0	2	2.1
BREW-PAK	-	13	3-5	.600	0-0	-	0-0	-	0-2-2	1.8	0	0	1	0	1	6	2.4
at Elon	-	3	0-2	.000	0-0	-	0-0	-	1-0-1	1.7	1	0	1	0	0	0	2.2
at Davidson	-	11	4-4	1.000	0-0	-	0-1	.000	0-0-0	1.6	2	1	2	0	0	8	2.6
SANFORD	-	4	0-2	.000	0-0	-	0-0	-	0-0-0	1.5	0	0	0	0	0	0	2.5
at Wofford	-	4	3-3	1.000	0-0	-	1-1	1.000	0-1-1	1.4	1	0	2	0	0	7	2.8
at Furman	-	6	1-1	1.000	0-0	-	0-0	-	1-0-1	1.4	0	0	0	0	1	2	2.7
C-OF-C	-	6	2-2	1.000	0-0	-	0-0	-	0-0-0	1.3	0	0	0	1	1	4	2.8
CITADEL	-	5	0-1	.000	0-0	-	0-0	-	0-0-0	1.3	2	0	1	1	0	0	2.6
at Samford	-	9	0-1	.000	0-0	-	0-0	-	0-1-1	1.3	0	0	0	0	0	0	2.5
at Chatt.																	
at WCU																	
FURMAN																	
WOFFORD																	
at Citadel																	
UNCG																	
at C-of-C																	
DAVIDSON																	
TOTALS.....	0	158	23-39	.590	0-0	-	4-8	.500	13-12-25	1.3	18	4	16	3	5	50	2.5

**HIGH SCHOOL** - Four-year letter winner at Jenkins County high School for head coach Mark Whitt ... Served four seasons as team-captain, earning All-Region honors four times ... Averaged over 10 points per game every season with 24 points per game and 16 rebounds per game as a senior ... Named Second Team All-State as a senior ... Ranked as a two-star recruit by ESPN.com and placed as the No. 72 power forward in the nation.

**PERSONAL** - Full name is Tyrone Twaine Brown ... Born January 13, 1992 in Swainsboro, Ga. ... Son of Angeline and Bryan Badgett ... Major is undeclared ... Would want Will Smith to play him in a movie ... Favorite place on campus is Lakeside ... Chose Georgia Southern because of its location and the coaching staff ... One word that describes him is blessed ... People would be surprised to know that he can cook pancakes ... Sees himself broadcasting in 10 years ... Team he most wants to play is Duke ... Favorite pro team is Miami Heat ... Favorite ice cream flavor is Vanilla ... Favorite pregame meal is pasta ... Pregame ritual is praying ... Favorite movie is Glory Road.

## CAREER STATS VS. CHATTANOOGA

Season	gp-gs	min/avg	Total		3-Point		F-Throws			Rebounds				Scoring						
			fg-fga	pct	fg-fga	pct	ft-fga	pct	off	def	tot	avg	pf	fo	ast	to	blk	stl	pts	avg
2011-12	1-0	5/5.0	0-0	.000	0-0	.000	2-2	1.000	2	1	3	3.0	0	0	0	1	0	0	2	2.0
TOTAL	1-0	5/5.0	0-0	.000	0-0	.000	2-2	1.000	2	1	3	3.0	0	0	0	1	0	0	2	2.0

## CAREER STATS


Season	gp-gs	min/avg	Total		3-Point		F-Throws			Rebounds				Scoring						
			fg-fga	pct	fg-fga	pct	ft-fga	pct	off	def	tot	avg	pf	fo	ast	to	blk	stl	pts	avg
2011-12	20-0	158/7.9	23-39	.590	0-0	.000	4-8	.500	13	12	25	1.3	18	0	4	16	3	5	50	2.5
TOTAL	20-0	158/7.9	23-39	.590	0-0	.000	4-8	.500	13	12	25	1.3	18	0	4	16	3	5	50	2.5

## CAREER HIGHS

- **POINTS**  
8 - TWICE
- **FIELD GOALS**  
4 - TWICE
- **3-POINT FGS**  
-
- **FREE THROWS**  
2 - CHATTANOOGA (12-1-11)
- **REBOUNDS**  
4 - AT ECU (12-10-11)
- **FG ATTEMPTS**  
8 - WEBBER INT (11-18-11)
- **3-POINT FG ATTEMPTS**  
-
- **FT ATTEMPTS**  
2 - 3 TIMES
- **ASSISTS**  
1 - 4 TIMES
- **STEALS**  
2 - WEBBER INT (11-18-11)
- **BLOCKS**  
1 - 3 TIMES
- **MINUTES**  
15 - WEBBER INT (11-18-11)

## SEASON HIGHS

- **POINTS**  
8 - TWICE
- **FIELD GOALS**  
4 - TWICE
- **3-POINT FGS**  
-
- **FREE THROWS**  
2 - CHATTANOOGA (12-1-11)
- **REBOUNDS**  
4 - AT ECU (12-10-11)
- **FG ATTEMPTS**  
8 - WEBBER INT (11-18-11)
- **3-POINT FG ATTEMPTS**  
-
- **FT ATTEMPTS**  
2 - 3 TIMES
- **ASSISTS**  
1 - 4 TIMES
- **STEALS**  
2 - WEBBER INT (11-18-11)
- **BLOCKS**  
1 - 3 TIMES
- **MINUTES**  
15 - WEBBER INT (11-18-11)



# #32 CAMERON BASKERVILLE

6-7 • JR. • F • MARIETTA, GA. • WHITEFIELD ACADEMY

## 2011-12 GAME-BY-GAME STATS

## CAREER NOTES

Opp.	gs	min	fg-fga	pct	3fg-fga	pct	ft-fga	pct	reb	avg	pf	a	to	blk	stl	pts	avg
VALPO	*	19	0-0	-	0-0	-	2-2	1.000	0-0-0	0.0	5	2	3	0	0	2	2.0
at Wake	*	27	0-4	.000	0-0	-	0-0	-	2-5-7	3.5	3	1	4	0	1	0	1.0
WEBBER INT.	*	14	2-3	.667	0-0	-	2-4	.500	0-5-5	4.0	4	0	1	0	0	6	2.7
at USF	*	13	1-2	.500	0-1	.000	0-0	-	0-1-1	3.3	3	0	0	0	0	2	2.5
at SMU	*	26	0-2	.000	0-0	-	0-2	.000	0-3-3	3.2	3	0	0	1	0	0	2.0
CHATT	*	18	0-1	.000	0-0	-	2-3	.667	4-2-6	3.7	1	2	1	0	0	2	2.0
APP ST.	*	20	3-6	.500	0-1	.000	0-0	-	0-1-1	3.3	4	0	4	1	0	6	2.6
at EKU	*	23	2-4	.500	0-0	-	4-4	1.000	1-3-4	3.4	2	0	2	1	0	8	3.3
at S. Bama	*	17	0-1	.000	0-1	.000	2-2	1.000	2-0-2	3.2	2	0	1	1	1	2	3.1
at Ga. State	*	19	3-3	1.000	0-0	-	2-2	1.000	0-2-2	3.1	0	2	3	0	1	8	3.6
at Auburn	-	21	2-4	.500	0-1	.000	0-1	.000	0-3-3	3.1	4	0	0	0	0	4	3.6
BREW-PAK	-	15	0-0	-	0-0	-	4-4	1.000	0-3-3	3.1	4	0	3	0	0	4	3.7
at Elon	-	19	0-1	.000	0-0	-	2-2	1.000	0-1-1	2.9	4	0	2	0	1	2	3.5
at Davidson	-	22	0-3	.000	0-1	.000	3-4	.750	0-2-2	2.9	1	0	0	0	1	3	3.5
SANFORD	*	22	2-4	.500	0-0	-	1-1	1.000	2-0-2	2.8	3	0	1	1	0	5	3.6
at Wofford	-	18	3-4	.750	0-0	-	1-1	1.000	0-0-0	2.6	1	0	0	0	1	7	3.8
at Furman	*	22	0-2	.000	0-0	-	1-2	.500	0-1-1	2.5	4	2	0	1	2	1	3.6
C-OF-C	*	22	4-5	.800	0-0	-	0-0	-	1-4-5	2.7	3	0	1	0	1	8	3.9
CITADEL	*	29	5-6	.833	0-0	-	1-1	1.000	2-0-2	2.6	3	0	4	2	0	11	4.3
at Samford	*	22	1-2	.500	0-0	-	0-0	-	2-2-4	2.7	5	0	3	0	0	2	4.2
at Chatt.																	
at WCU																	
FURMAN																	
WOFFORD																	
at Citadel																	
UNCG																	
at C-of-C																	
DAVIDSON																	
TOTALS.....	15	408	28-57	.491	0-5	.000	27-35	.771	16-38-54	2.7	59	9	33	8	9	83	4.2

**2010-11 (SOPHOMORE)** - Played in 28 games while making nine starts ... Scored a career-high 11 points twice against Reinhardt (11-18) and Texas Tech (11-23) ... Scored 100 total points, averaging 3.6 points per game ... Grabbed 13 rebounds against Texas Tech (11-23) for a new career-high and his first career double-double ... Made a career-high three steals at Chattanooga (2-3) and matched a career-high with two blocks against The Citadel (2-19) ... Given Georgia Southern Men's Basketball Student-Athlete Award.

**2009-10 (FRESHMAN)** - Played in 29 games with 11 starts ... Averaged 3.1 points and 3.2 rebounds in 16.7 minutes per game ... Scored career-high nine points against Reinhardt (11-13) and South Carolina (11-16) ... Opened the season with a pair of double-doubles, pulling down a career-high 12 rebounds against Reinhardt and 10 boards against South Carolina ... Grabbed 10 rebounds and scored six points against Florida (11-18) in the third game of the season ... Made a three-pointer against South Carolina ... Went 5-for-6 at the free-throw line against Reinhardt ... Was 3-for-3 from the field against Auburn (1-2).

**HIGH SCHOOL** - Team captain for the Whitefield Academy Wolfpack as a junior and senior, earning first-team all-region honors while leading squad to Georgia 1-A State Championship ... Earned four varsity letters under the tutelage of Coach Tyrone Johnson ... Averaged 14.1 points and 8.3 rebounds per game as Whitefield posted a 25-6 record and captured the state title ... Also added 5.8 blocks and 1.7 steals per game along with 1.4 assists per contest in senior season ... All-region first-team selection as a junior with 15.3 ppg, 8.6 rpg and 2.5 steals average as team went 21-10 ... Member of the 27-5 team that finished as runner-up for the state championship in 2006 ... Scored 10 ppg and pulled down 6.4 rpg while averaging 1.3 blocks and steals per contest ... Earned two additional varsity letters in track as a member of the 4X100 and 4X400 relay teams ... Also competed in the high jump ... finished as region runner-up in the triple jump ... Nominated for National Honor Society.

**PERSONAL** - Full name is Cameron Jordan Baskerville ... Born November 7, 1990 in Birmingham, Ala. ... Son of Clarence and Angela Baskerville ... Has plans to major in Sport Management with a possible minor in Business Administration.

## CAREER STATS VS. CHATTANOOGA

Season	gp-gs	min/avg	Total		3-Point		F-Throws		Rebounds				Scoring							
			fg-fga	pct	fg-fga	pct	ft-fga	pct	off	def	tot	avg	pf	fo	ast	to	blk	stl	pts	avg
2009-10	2-0	33/16.5	0-4	.000	0-0	.000	0-0	.000	2	2	4	2.0	6	0	1	2	2	2	0	0.0
2010-11	1-0	16/16.0	2-5	.400	0-2	.000	0-0	.000	0	0	0	0.0	3	0	1	2	0	3	4	4.0
2011-12	1-1	18/18.0	0-1	.000	0-0	.000	2-3	.667	4	2	6	6.0	1	0	2	1	0	0	2	2.0
TOTAL	4-1	67/16.8	2-10	.200	0-2	.000	2-3	.667	6	4	10	2.5	10	0	4	5	2	5	6	1.5

## CAREER STATS


Season	gp-gs	min/avg	Total		3-Point		F-Throws		Rebounds				Scoring							
			fg-fga	pct	fg-fga	pct	ft-fga	pct	off	def	tot	avg	pf	fo	ast	to	blk	stl	pts	avg
2009-10	29-11	484/16.7	30-90	.333	1-5	.200	29-47	.617	40	52	92	3.2	69	2	9	34	8	15	90	3.1
2010-11	28-9	490/17.5	37-75	.493	4-13	.308	22-31	.710	26	52	78	2.8	71	2	12	44	8	24	100	3.6
2011-12	20-15	408/20.4	28-57	.491	0-5	.000	27-35	.771	16	38	54	2.7	59	2	9	33	8	9	83	4.2
TOTAL	77-35	1382/17.9	95-222	.428	5-23	.217	78-113	.690	82	142	224	2.9	199	6	30	111	24	48	273	3.5

## CAREER HIGHS

- POINTS**  
11 - 3 TIMES
- REBOUNDS**  
13 - AT TEXAS TECH (11-23-10)
- ASSISTS**  
11 - AT SAMFORD (2-22-10)
- FIELD GOALS**  
5 - TWICE
- FG ATTEMPTS**  
10 - TWICE
- 3-POINT FGS**  
1 - 3 TIMES
- 3-POINT FG ATTEMPTS**  
2 - 4 TIMES
- FREE THROWS**  
5 - TWICE
- FT ATTEMPTS**  
6 - TWICE
- STEALS**  
3 - AT CHATTANOOGA (2-3-11)
- BLOCKS**  
2 - 3 TIMES
- MINUTES**  
34 - AT SOUTH CAROLINA (11-16-09)

## SEASON HIGHS

- POINTS**  
11 - THE CITADEL (1-23-12)
- REBOUNDS**  
7 - AT WAKE FOREST (11-16-11)
- ASSISTS**  
2 - 3 TIMES
- FIELD GOALS**  
5 - THE CITADEL (1-23-12)
- FG ATTEMPTS**  
6 - TWICE
- 3-POINT FGS**  
-
- 3-POINT FG ATTEMPTS**  
1 - 5 TIMES
- FREE THROWS**  
4 - TWICE
- FT ATTEMPTS**  
4 - 4 TIMES
- STEALS**  
1 - 6 TIMES
- BLOCKS**  
2 - THE CITADEL (1-23-12)
- MINUTES**  
29 - THE CITADEL (1-23-12)



# #34 KAMERON DUNNICAN

6-8 • FR. • C • SUMTER, S.C. • SUMTER HS

## 2011-12 GAME-BY-GAME STATS

## CAREER NOTES

Opp.	gs	min	fg-fga	pct	3fg-fga	pct	ft-fa	pct	reb	avg	pf	a	to	blk	stl	pts	avg
VALPO	-	5	1-2	.500	0-0	-	0-0	-	1-0-1	1.0	1	0	1	0	0	2	2.0
at Wake	-	8	1-2	.500	0-0	-	0-0	-	1-1-2	1.5	3	0	1	1	0	2	2.0
WEBBER INT.	-	12	1-2	.500	0-0	-	0-0	-	1-4-5	2.7	1	0	1	2	0	2	2.0
at USF	-	2	0-0	-	0-0	-	0-0	-	1-0-1	2.3	1	0	0	0	0	0	1.5
at SMU	-	3	0-0	-	0-0	-	0-0	-	0-0-0	1.8	1	0	0	0	0	0	1.2
CHATT	-	5	0-0	-	0-0	-	0-0	-	1-2-3	2.0	1	1	1	0	1	0	1.0
APP ST.	-	11	1-2	.500	0-0	-	0-0	-	0-4-4	2.3	3	0	0	0	0	2	1.1
at EKU	-	8	0-0	-	0-0	-	0-0	-	0-0-0	2.0	2	1	1	0	0	0	1.0
at S. Bama	-	2	0-0	-	0-0	-	0-0	-	0-0-0	1.8	1	0	1	0	0	0	0.9
at Ga. State	-	6	0-0	-	0-0	-	0-0	-	0-0-0	1.6	0	0	0	0	0	0	0.8
at Auburn	-	4	0-0	-	0-0	-	0-0	-	0-0-0	1.5	1	0	0	0	0	0	0.7
BREW-PAK	-	14	2-2	1.000	0-0	-	0-0	-	1-4-5	1.8	2	0	2	1	0	4	1.0
at Elon	-	8	1-1	1.000	0-0	-	0-0	-	1-0-1	1.7	2	0	1	0	1	2	1.1
at Davidson	-	10	0-0	-	0-0	-	2-2	1.000	1-1-2	1.7	2	0	1	0	0	2	1.1
SANFORD	-	6	0-0	-	0-0	-	0-0	-	1-0-1	1.7	0	0	1	0	0	0	1.1
at Wofford	-	15	1-1	1.000	0-0	-	0-1	.000	0-1-1	1.6	3	2	1	0	0	2	1.1
at Furman	-	6	0-0	-	0-0	-	0-0	-	0-2-2	1.6	0	0	0	0	0	0	1.1
C-OF-C	-	4	0-0	-	0-0	-	0-0	-	0-0-0	1.6	1	0	1	0	0	0	1.0
CITADEL	-	9	0-2	.000	0-0	-	0-0	-	2-0-2	1.6	0	1	1	0	0	0	0.9
at Samford	-	4	0-0	-	0-0	-	0-0	-	1-0-1	1.6	1	0	1	0	1	0	0.9
at Chatt.																	
at WCU																	
FURMAN																	
WOFFORD																	
at Citadel																	
UNCG																	
at C-of-C																	
DAVIDSON																	
TOTALS.....	0	142	8-14	.571	0-0	-	2-3	.667	12-19-31	1.6	26	5	15	4	3	18	0.9

**HIGH SCHOOL** - Four-year letter winner at Sumter High School for Head Coach Nathan Livesay ... Team captain as a junior and a senior, earned team's Most Improved and Offensive MVP award as a junior and Defensive Player of the Year in his final season ... A three-star recruit by ESPN.com, Dunnican was rated as the No. 25 center in the nation ... He averaged over 20 points per game with 10 rebounds per game along with over 140 blocks as a senior. In his junior season, Dunnican averaged 15 points per game with eight boards per game ... Picked up All-State honors as a senior ... Also was a standout Wide Receiver for the Sumter High School football team.

**PERSONAL** - Full name is Kameron Ray/Kel Dunnican ... Born August 10, 1993 in Sumter, S.C. ... Son of Leon and Billila Major ... Grandson of Omgya Golden ... Plans to major in Civil Engineering with a minor in music ... Hobbies include making music, drawing and painting ... Would want Will Smith to play him in a movie ... Craziest ambition is to become a motocross racer ... Wears number 34 because seven is his favorite number and 3+4 is seven ... Chose Georgia Southern because he wants to win Championships ... Favorite sports figure is Kevin Durant ... Favorite professional team is the Atlanta Braves ... Favorite ice cream is cookie dough ... Favorite pre-game meal is steak and potatoes ... pregame ritual is a prayer ... favorite TV show is Family Guy ... Favorite movie is I Am Legend.

## CAREER STATS VS. CHATTANOOGA

Season	gp-gs	min/avg	Total		3-Point		F-Throws		Rebounds				Scoring							
			fg-fga	pct	fg-fga	pct	ft-fa	pct	off	def	tot	avg	pf	fo	ast	to	blk	stl	pts	avg
2011-12	1-0	5/5.0	0-0	.000	0-0	.000	0-0	.000	1	2	3	3.0	1	0	1	1	0	1	0	0.0
TOTAL	1-0	5/5.0	0-0	.000	0-0	.000	0-0	.000	1	2	3	3.0	1	0	1	1	0	1	0	0.0

## CAREER STATS


Season	gp-gs	min/avg	Total		3-Point		F-Throws		Rebounds				Scoring							
			fg-fga	pct	fg-fga	pct	ft-fa	pct	off	def	tot	avg	pf	fo	ast	to	blk	stl	pts	avg
2011-12	20-0	142/7.1	8-14	.571	0-0	.000	2-3	.667	12	19	31	1.6	26	0	5	15	4	3	18	0.9
TOTAL	20-0	142/7.1	8-14	.571	0-0	.000	2-3	.667	12	19	31	1.6	26	0	5	15	4	3	18	0.9

## CAREER HIGHS

- **POINTS**  
4 - BREWTON-PARKER (1-2-12)
- **REBOUNDS**  
5 - TWICE
- **ASSISTS**  
2 - AT WOFFORD (1-14-12)
- **FIELD GOALS**  
2 - BREWTON-PARKER (1-2-12)
- **FG ATTEMPTS**  
2 - 5 TIMES
- **3-POINT FGS**  
-
- **3-POINT FG ATTEMPTS**  
-
- **FREE THROWS**  
2 - AT DAVIDSON (1-7-12)
- **FT ATTEMPTS**  
2 - AT DAVIDSON (1-7-12)
- **STEALS**  
1 - TWICE
- **BLOCKS**  
2 - WEBBER INT (11-18-11)
- **MINUTES**  
15 - AT WOFFORD (1-14-12)

## SEASON HIGHS

- **POINTS**  
4 - BREWTON-PARKER (1-2-12)
- **REBOUNDS**  
5 - TWICE
- **ASSISTS**  
2 - AT WOFFORD (1-14-12)
- **FIELD GOALS**  
2 - BREWTON-PARKER (1-2-12)
- **FG ATTEMPTS**  
2 - 6 TIMES
- **3-POINT FGS**  
-
- **3-POINT FG ATTEMPTS**  
-
- **FREE THROWS**  
2 - AT DAVIDSON (1-7-12)
- **FT ATTEMPTS**  
2 - AT DAVIDSON (1-7-12)
- **STEALS**  
1 - TWICE
- **BLOCKS**  
2 - WEBBER INT (11-18-11)
- **MINUTES**  
15 - AT WOFFORD (1-14-12)



# #50 WILLIE POWERS III

6-2 • SR. • G • GAINESVILLE, FLA. • P.K. YONGE HS

## 2011-12 GAME-BY-GAME STATS

## CAREER NOTES

Opp.	gs	min	fg-fga	pct	3fg-fga	pct	ft-fga	pct	reb	avg	pf	a	to	blk	stl	pts	avg
VALPO	*	33	5-10	.500	1-2	.500	1-3	.333	0-1-1	1.0	5	4	6	0	5	13	13.0
at Wake	*	33	5-9	.556	0-3	.000	3-3	1.000	0-6-6	3.5	3	7	4	0	1	13	13.0
WEBBER INT.	*	23	3-5	.600	1-2	.500	1-2	.500	0-5-5	4.0	3	5	2	0	0	8	11.3
at USF	*	35	6-9	.667	1-2	.500	1-1	1.000	2-6-8	5.0	1	6	6	0	2	14	12.0
at SMU	*	20	1-3	.333	1-1	1.000	2-3	.667	1-3-4	4.8	2	2	1	0	1	5	10.6
CHATT	*	33	3-12	.250	2-6	.333	2-2	1.000	0-3-3	4.5	1	7	3	0	0	10	10.5
APP ST.	*	34	4-9	.444	2-4	.500	1-3	.333	0-4-4	4.4	2	8	2	0	1	11	10.6
at EKU	*	36	5-10	.500	1-3	.333	2-3	.667	0-4-4	4.4	1	6	6	0	1	13	10.9
at S. Bama	*	33	4-10	.400	3-6	.500	5-5	1.000	1-2-3	4.2	4	1	3	0	1	16	11.4
at Ga. State	*	34	3-9	.333	2-4	.500	0-0	-	0-3-3	4.1	2	4	2	0	1	8	11.1
at Auburn	*	36	9-12	.750	2-3	.667	3-4	.750	1-2-3	4.0	4	5	0	0	1	23	12.2
BREW-PAK	*	26	5-9	.556	1-2	.500	0-0	-	0-4-4	4.0	1	11	2	0	1	11	12.1
at Elon	*	31	5-10	.500	2-4	.500	4-4	1.000	0-3-3	3.9	1	6	1	0	1	16	12.4
at Davidson	*	28	3-8	.375	0-2	.000	0-0	-	1-2-3	3.9	1	3	1	0	2	6	11.9
SANFORD	*	29	3-8	.375	1-5	.200	5-6	.833	1-4-5	3.9	3	5	3	0	1	12	11.9
at Wofford	*	29	1-7	.143	0-1	.000	2-2	1.000	0-5-4	4.0	2	1	3	0	1	4	11.4
at Furman	*	32	1-7	.143	0-3	.000	5-6	.833	0-4-4	4.0	2	3	1	0	2	7	11.2
C-OF-C	*	27	1-5	.200	1-5	.200	0-0	-	1-3-4	4.0	3	7	5	0	0	3	10.7
CITADEL	*	37	4-10	.400	0-1	.000	11-12	.917	0-4-4	4.0	3	8	3	0	0	19	11.2
at Samford	*	31	1-3	.333	0-2	.000	3-4	.750	0-3-3	4.0	1	7	2	1	0	5	10.9
at Chatt.																	
at WCU																	
FURMAN																	
WOFFORD																	
at Citadel																	
UNCG																	
at C-of-C																	
DAVIDSON																	
TOTALS.....	20	620	72-165	.436	21-61	.344	52-63	.825	8-71-79	4.0	45	106	56	1	22	217	10.9

**2010-11 (SENIOR)** - Redshirted due to injury sustained in individual workouts.

**2009-10 (Junior)** - Started 30 games, playing in all 32 ... Earned All-Southern Conference honors ... Led the Eagles and was sixth in the league with 14.7 points per game ... Scored a career-high 27 points against Valparaiso (11-27) ... Went 10-of-17 from the field, including 3-of-9 from three-point range, and made 4-of-4 free throws ... Reached double-figures scoring 27 times, including six games in which he scored at least 20 ... Dropped in 25 points against Chattanooga (1-6) and Davidson (1-23) ... Scored 23 points against Davidson (2-6), 21 against Furman (2-17) and 20 against Appalachian State (1-20) ... Recorded first two double-doubles in his career, scoring 12 points with 11 assists against Samford (2-22) and 14 points with 10 assists against Elon (2-25) ... Grabbed a career-high eight rebounds twice, against Arkansas-Fort Smith (11-28) and Appalachian State (1-20) ... Went 10-for-10 at the free-throw line against The Citadel (1-28) ... Made 10-of-12 free throws against Western Carolina (1-9) ... Shot 43.0 percent from the field and 79.9 percent from the charity stripe for the season.

**2008-09 (SOPHOMORE)** - Started in 11 games before season-ending knee injury in January of 2009 ... Average of 14.5 points per game led the Eagles and ranked in the "Top 10" of the Southern Conference statistics at that time ... Ranked fifth in the league dishing out 3.6 assists per game ... Set career high with six assists at The Citadel to go along with 14 points ... Scored 17 points with five assists and tied career high with three steals vs. Chattanooga ... Tied season-high of five assists and added 12 points at Florida ... Set career highs in field goals (11) and attempts (17) while tying his personal best of 26 points vs. North Dakota State ... total of 11 field goals vs. North Dakota State was high team total for 2008-09 ... Scored 20 points, while shooting 6-for-12 from the field and 3-5 from 3-point land, against Austin Peay ... Led Eagles with 17 points at Duke and converted all seven free throw attempts ... Scored 10 of his 14 points in the first half vs. Houston.

**2007-08 (FRESHMAN)** - Enjoyed outstanding rookie season ... Named to Southern Conference All-Freshman Team by the media and coaches ... Started 31 times and played in 32 games ... Second on the team in scoring (11.5 ppg), assists (84), 3-pointers (47) and minutes (30.0), and first in 3-point percentage (40.5) ... Began career by scoring in double-figures 10 times in first 11 games, including a career-high 26 points vs. Mercer (11/26) ... Led team in scoring seven times and had team-high assists five times ... Ranked fourth among SoCon freshmen in scoring average ... Reached the 20-point mark twice: 26 vs. Mercer, 23 vs. Coll. of Charleston (1/10) ... Tallied team-high 17 points in near-upset of Florida (12/15) ... Averaged 12.8 ppg in non-conference contests, shooting 51.3% from the floor and 44.2% from 3-point range ... Hit a trey in first 11 games and 16 of first 17 outings ... Converted four from long-range vs. Mercer and at The Citadel (1/12).

**HIGH SCHOOL** - Attended P.K. Yonge High School ... Three-time Area Player of the Year and All-State performer ... Averaged 23.4 ppg, 4.6 rpg, 4.8 apg and 3.0 spg in his senior season ... Led Blue Wave to state runner-up finish (2006-07), three district championships (2004-07) and two county crowns (2005-07)

**PERSONAL** - Full name is Willie Fred Powers III ... Born Feb. 20, 1989 in Tallahassee, Fla. ... Son of Willie II and Patricia Powers ... Father played baseball at Florida A&M ... Oldest of three children and has two sisters, Patrice and Andrea ... has a daughter, Taylor, born November 5, 2008 ... Majoring in Sport Management.

## CAREER STATS VS. CHATTANOOGA

Season	gp-gs	min/avg	Total		3-Point		F-Throws			Rebounds				Scoring						
			fg-fga	pct	fg-fga	pct	ft-fga	pct	off	def	tot	avg	pf	fo	ast	to	blk	stl	pts	avg
2007-08	2-2	56/28.0	10-24	.417	6-15	.400	2-5	400	1	5	6	3.0	5	0	10	4	0	0	28	14.0
2008-09	1-1	33/33.0	7-12	.583	2-4	.500	1-2	500	2	2	4	4.0	1	0	5	3	0	3	17	17.0
2009-10	2-2	67/33.5	12-35	.343	3-10	.300	10-13	.769	2	4	6	3.0	3	0	6	3	0	5	37	18.5
2011-12	1-1	33/33.0	3-12	.250	2-6	.333	2-2	1.000	0	3	3	3.0	1	0	7	3	0	0	10	10.0
TOTAL	6-6	189/31.5	32-83	.386	13-35	.371	15-22	.682	5	14	19	3.2	10	0	28	13	0	8	92	15.3

## CAREER STATS

Season	gp-gs	min/avg	Total		3-Point		F-Throws			Rebounds				Scoring						
			fg-fga	pct	fg-fga	pct	ft-fga	pct	off	def	tot	avg	pf	fo	ast	to	blk	stl	pts	avg
2007-08	32-31	960/30.0	133-286	.465	47-116	.405	55-84	.655	31	67	98	3.1	58	0	84	49	3	29	368	11.5
2008-09	11-11	334/30.4	59-126	.468	9-33	.273	32-40	.800	14	20	34	3.1	23	0	40	33	3	17	159	14.5
2009-10	32-30	1037/32.4	157-365	.430	30-102	.294	127-159	.799	27	79	106	3.3	79	2	175	118	3	41	471	14.7
2011-12	20-20	620/31.0	72-165	.436	21-61	.344	52-63	.825	8	71	79	4.0	45	1	106	56	1	22	217	10.9
TOTAL	95-92	2951/31.1	421-942	.447	107-312	.343	266-346	.769	80	237	317	3.3	205	3	405	256	10	109	1215	12.8

## CAREER HIGHS

- **POINTS**  
27 - VALPARAISO (11-27-09)
- **FIELD GOALS**  
11 - vs. N. DAKOTA ST. (12-13-08)
- **3-POINT FGS**  
4 - MERCER (11-26-07)
- **FREE THROWS**  
11 - THE CITADEL (1-23-12)
- **REBOUNDS**  
8 - 3 TIMES
- **FG ATTEMPTS**  
20 - CHATTANOOGA (1-6-10)
- **3-POINT FG ATTEMPTS**  
9 - VALPARAISO (11-27-09)
- **FT ATTEMPTS**  
12 - TWICE
- **ASSISTS**  
11 - TWICE
- **MINUTES**  
42 - ARKANSAS-Ft. SMITH (11-28-09)

## SEASON HIGHS

- **POINTS**  
23 - AT AUBURN (12-30-11)
- **FIELD GOALS**  
9 - AT AUBURN (12-30-11)
- **3-POINT FGS**  
3 - AT USA (12-19-11)
- **FREE THROWS**  
11 - THE CITADEL (1-23-12)
- **REBOUNDS**  
8 - AT USF (11-23-11)
- **FG ATTEMPTS**  
12 - TWICE
- **3-POINT FG ATTEMPTS**  
6 - TWICE
- **FT ATTEMPTS**  
12 - THE CITADEL (1-23-12)
- **ASSISTS**  
11 - BREWTON-PARKER (1-2-12)
- **MINUTES**  
37 - THE CITADEL (1-23-12)