



2011-12 BASKETBALL

G A M E N O T E S

Samford (3-12, 0-4) vs. Chattanooga (9-9, 3-2) - - Jan. 14 - - 2 p.m. (CST)

2011-12 SCHEDULE/RESULTS

Date Opponent *Time/Result*

NOVEMBER

7 BERRY COLLEGE (Exhibition) . . . W, 87-47
 12 YOUNGSTOWN STATE L, 76-69
 18 at Jacksonville L, 70-57
 22 GEORGIA STATE L, 55-47
 26 at UT Arlington W, 71-69

DECEMBER

1 WESTERN CAROLINA* L, 75-71
 5 UTSA L, 74-52
 7 MERCER L, 83-78 (OT)
 10 LINDSEY WILSON W, 82-56
 17 SPRING HILL W, 90-64
 20 at #3 Kentucky (ESPN2) L, 82-50
 28 at Sam Houston State L, 74-58
 31 at Maryland (FSS) L, 75-63

JANUARY

5 APPALACHIAN STATE* L, 68-63
 7 at The Citadel* L, 73-62
 12 at Georgia Southern* L, 58-53
 14 CHATTANOOGA* (My68) 2 p.m.
 19 at Elon* 6 p.m.
 22 at UNCG* 1 p.m.
 26 GEORGIA SOUTHERN* (ESPN3) . . 7 p.m.
 28 DAVIDSON* 4 p.m.
 30 COLLEGE OF CHARLESTON* 7 p.m.

FEBRUARY

2 at Appalachian State* 6 p.m.
 4 at Wofford* 1 p.m.
 9 UNCG* 7 p.m.
 11 ELON* 4 p.m.
 15 at Davidson* 6 p.m.
 18 FURMAN* (Senior Night) 4 p.m.
 23 at Western Carolina* 6 p.m.
 25 at Chattanooga* 7 p.m.

MARCH

2 at SoCon Tournament^ TBA
 3 at SoCon Tournament^ TBA
 4 at SoCon Tournament TBA
 5 at SoCon Tournament TBA

- Home games in ALL CAPS
 - All times Central; dates and times are subject to change.
 * - SoCon game
 ^ - SoCon Tournament game

'DOGS WELCOME MOCS TO PETE HANNA CENTER

The Samford basketball team will play only its second home game in nearly a month Saturday as the Bulldogs host the Chattanooga Mocs at 2 p.m. (CST) in a key Southern Conference North Division showdown to be held at the Pete Hanna Center. The matchup will be televised on My68 and will be called by Darren Goldwater and Dean Keener.

Samford (3-12, 0-4 SoCon) heads into the game with a 2-6 record at home this season. Since earning a 90-64 victory against Spring Hill on Dec. 17, the Bulldogs' only contest held in the Pete Hanna Center was a 68-63 setback against Appalachian State on Jan. 5.

Samford enters Saturday's matchup with aspirations of bouncing back from a hard-fought 58-53 loss at Georgia Southern on Thursday. In the defeat, the Bulldogs' offensive attack was paced by **Raijon Kelly** (12 pts.), **Drew Windler** (12) and **Tyler Hood** (11).

Chattanooga (9-9, 3-2 SoCon) is in the midst of a three-game winning streak and has been victorious in six of its seven most recent outings, including a 51-48 win against Wofford on Thursday. The Mocs' last two defeats have come at Kentucky and Tennessee.

2011-12 SOCON STANDINGS

	CONFERENCE				OVERALL				
	<i>Record</i>	<i>Pct.</i>	<i>Home</i>	<i>Away</i>	<i>Record</i>	<i>Pct.</i>	<i>Home</i>	<i>Away</i>	<i>Strk.</i>
NORTH DIVISION									
Elon	3-1	.750	1-1	2-0	8-7	.533	5-2	3-5	W1
Chattanooga	3-2	.600	3-0	0-2	9-9	.500	9-2	0-7	W3
Western Carolina	3-2	.600	2-0	1-2	8-9	.471	4-1	3-7	L1
Appalachian State	3-2	.600	2-0	1-2	7-8	.467	5-1	2-6	W1
UNCG	1-4	.200	0-2	1-2	3-14	.176	1-4	1-10	W1
Samford	0-4	.000	0-2	0-2	3-12	.200	2-6	1-6	L6
SOUTH DIVISION									
Davidson	5-0	1.000	3-0	2-0	11-4	.733	7-1	3-3	W4
Georgia Southern	4-1	.800	3-0	1-1	6-9	.400	5-1	1-8	W1
College of Charleston	3-2	.600	2-1	1-1	11-5	.688	6-2	3-2	L1
Wofford	2-3	.400	2-1	0-2	9-8	.529	6-1	2-6	L2
Furman	1-4	.200	1-1	0-3	7-9	.438	5-2	2-7	L2
The Citadel	1-4	.200	1-1	0-3	4-12	.250	3-4	0-7	L1

SAMFORD vs. CHATTANOOGA: THE FACTS

In an all-time series that dates back to Feb. 12, 1926, Chattanooga holds a 48-35 lead against Samford. The Mocs have been victorious in 19 of the previous 22 meetings between the teams and swept the home-and-home series a year ago. In the last meeting held Feb. 26, 2011, Chattanooga rallied back for a 77-72 overtime victory in Birmingham.

SAMFORD

Overall Record: 3-12
 Conference Record: 0-4
 Home Record: 2-6
 Away Record: 1-6
 Head Coach: Jimmy Tillette
 Record at Samford: . . 221-212 (15)
 Overall Record: Same
 Record vs. Chattanooga 2-8

CHATTANOOGA

Overall Record: 9-9
 Conference Record: 3-2
 Home Record: 9-2
 Away Record: 0-7
 Head Coach: John Shulman
 Record at UTC: 130-115 (8)
 Overall Record: Same
 Record vs. Samford: 5-2

QUICK FACTS

Location Birmingham, Ala.
 Founded 1841, as Howard College
 Enrollment 4,715
 Nickname Bulldogs
 School Colors Red and Blue
 Arena Pete Hanna Center (5,000)
 Affiliation NCAA Division I
 Conference Southern
 President Dr. Andrew Westmoreland
 Alma Mater Ouachita Baptist, '79
 Director of Athletics Martin Newton
 Alma Mater Samford/1983

HISTORY

First Season 1901-02
 All-Time Record 1009-1222 (.452)
 All-Time DI Record 484-607 (.444)
 NCAA Tournament Appearances Two
 Previous Appearance 2000
 Last NCAA Opponent Syracuse L (79-65)
 at the Midwest Regional in Cleveland, Ohio
 NCAA Tournament Record 0-2

TEAM INFORMATION

2010-11 Overall Record 12-19
 SoCon Record/Finish 4-14/6th in North
 Starters Returning/Lost 3/2
 Letterwinners Returning/Lost 9/4

COACHING STAFF

Head Coach Jimmy Tillette
 Alma Mater Our Lady of Holy Cross, '75
 Record at Samford 221-212 (15th year)
 Career Record Same
 Associate Head Coach Paul Kelly
 Alma Mater Tulane, '87
 Assistant Coach Lee Burgess
 Alma Mater Samford, '01
 Assistant Coach Terrence Johnson
 Alma Mater Southern University, '01

SPORTS INFORMATION

Men's Basketball Contact Zac Schrieber
 Office Phone (205) 726-2802
 Cell Phone (205) 532-3476
 E-mail zdschrie@samford.edu

Director Joey Mullins
 Office Phone (205) 726-2799
 Cell Phone (205) 532-3477
 E-mail jmmulli1@samford.edu

The Last Time Out



SAMFORD	53
Ga. Southern	58



'DOGS' LATE RALLY FALLS SHORT AT GEORGIA SOUTHERN

With 13.2 seconds remaining in Thursday's Southern Conference matchup held in Hanner Field House, Samford's **Drew Windler** attempted a game-tying 3-point shot from the top of the key that went in, around and eventually bounced out of the rim as the Georgia Southern Eagles held on for a 58-53 victory.

Windler's 3-point attempt would have tied the score at 56-56 with 11.8 seconds remaining. Following the miss, **Georgia Southern (6-9, 4-1 SoCon)** was awarded with a team rebound on the baseline and the Eagles' **Jelani Hewitt** closed out the victory with a pair of three throws at the other end.

With Thursday's road loss, **Samford (3-12, 0-4 SoCon)** dropped to 1-5 when playing away from home this season.

Samford trailed Georgia Southern 51-46 with 10:29 remaining in the game Thursday before Windler scored and **Raijon Kelly** drained a 10-foot jumper to trim the Eagles lead to 51-50 with 4:12 left to play. Kelly's key basket with the shot clock running down ended a 5:51 drought for the Bulldogs.

During the same stretch, Georgia Southern was in the midst of a 6:50 scoreless drought. Following Kelly's bucket, the Eagles' **Willie Powers** tallied three straight points to extend Georgia Southern's lead back to 54-50.

Samford's Windler then connected on a critical 3-point basket and the Eagles' **Hewitt** scored on a driving layup to make the score 56-53 with 30 seconds left in the game. On the next Bulldog possession, Windler's tying 3-pointer rimmed out.

Samford was led in scoring Thursday by both Kelly and Windler who finished with 12 points apiece. **Tyler Hood** also reached double figures with 11 points, nine of which were scored in the first half.

TYLER HOOD SURGES ONTO THE SCENE FOR THE BULLDOGS

Since moving into the starting lineup against UTSA on Dec. 5, Samford's **Tyler Hood** is averaging 12 points per game. Hood, a 6-foot-6 redshirt freshman from Kingston, Tenn., has made an immediate impact for the Bulldogs and is also averaging 4.6 rebounds per contest during the span. Since moving into the starting lineup, Hood is playing 28.8 minutes per game, shooting 48.5 percent from the field and knocking down 30.2 percent of his attempts from beyond the arc. Against Mercer on Dec. 7, Samford's forward registered the first double-double of his young career as he scored a personal-best 17 points and grabbed a career-high 10 points. He finished 7-of-17 from the floor and knocked down a pair of key 3-point field goals.

SPORTS INFORMATION DEPARTMENT



The Samford Sports Information Department is headed up by ninth-year director **Joey Mullins** and eighth-year director **Zac Schrieber**. Sports Information Intern **Nathan Sheehan** is in the midst of his first year at Samford and handles the media relations aspects of volleyball, softball, track and field and cross country.



Schrieber serves as the primary contact for men's basketball, women's soccer, men's and women's golf and men's and women's tennis, while Mullins handles media relations for the football, women's basketball and baseball teams.

All members of the media working Samford men's basketball games must request credentials from Schrieber prior to the event. Early requests are helpful, enabling the media to receive parking passes prior to the day of the game. Please call Schrieber at (205) 726-2802 for directions or further instruction.

SAMFORD'S PROBABLE STARTERS

NO.	POS.	NAME	HT.	WT.	CL./EXP.	HOMETOWN	STATS
11	G	Raijon Kelly	6-4	170	Fr./HS	St. Paul, Minn.	5.9 ppg, 1.8 apg
24	G	Will Cook	6-4	185	So./1VL	Dallas, Texas	8.0 ppg, 4.9 rpg
5	G	Jeffrey Merritt	6-6	205	Sr./3VL	Oklahoma City, Okla.	8.9 ppg, 6.4 rpg
35	F	Tyler Hood	6-6	200	Fr./RS	Kingston, Tenn.	9.3 ppg, 3.4 rpg
1	C	Drew Windler	6-9	200	So./1VL	South Milwaukee, Wis.	11.9 ppg, 3.7 rpg

SAMFORD OFF THE BENCH

NO.	POS.	NAME	HT.	WT.	CL./EXP.	HOMETOWN	STATS
25	G	Devin McNeil	6-0	180	Fr./HS	Birmingham, Ala.	5.3 ppg, 2.6 apg
23	C	Matthew Friday	6-8	235	Sr./3VL	Grapevine, Texas	4.4 ppg, 2.6 rpg
2	G	Brandon Hayman	6-3	185	Fr./HS	Braselton, Ga.	4.0 ppg, 2.2 rpg
14	G	Kaylin Johnson	6-0	180	Sr./3VL	Baton Rouge, La.	3.1 ppg, 1.2 rpg
10	G	Connor Miller	6-3	175	Fr./HS	Stanley, Wis.	2.3 ppg, 1.0 rpg
33	C	Levi Barnes	6-10	215	So./1VL	Douglasville, Ga.	0.3 ppg, 1.1 bpg
15	G	Hamilton Bailey	6-4	185	So./1VL	Atlanta, Ga.	0.0 ppg, 0.2 apg
12	F	John Peterson	6-7	195	Sr./3VL	Boca Raton, Fla.	8.2 ppg, 2.2 rpg
21	G	Gregg Wooten	6-2	190	Jr./2VL	Memphis, Tenn.	-----

BULLDOG BITES

THE SAMFORD YOUTH MOVEMENT

The Bulldogs' 2011-12 roster boasts four experienced seniors in **Jeffrey Merritt**, **Matthew Friday**, **Kaylin Johnson** and **John Peterson**, but nine of the remaining 10 Samford players this season are underclassmen. **Gregg Wooten**, the Bulldogs' lone junior on the roster, was penciled in to start at the point guard position this season, but suffered a leg injury in October and will be forced to take a medical redshirt year. Peterson recently injured his upper-arm and will also miss the rest of the season.

Along with Samford's four seniors, the Bulldogs' talented roster also includes four sophomores, redshirt freshman **Tyler Hood** and four true freshmen. Samford's 2011-12 seniors have combined to play in **350** total games, with **128** starts between the four of them. The remaining nine healthy Bulldogs this season have combined to play in a total of **165** games, with **83** starts.

TILLETTE REACHES HISTORIC MILESTONE

Samford head coach **Jimmy Tillette** became the first coach in school history to reach the 200-win plateau on Dec. 22, 2009, as the Bulldogs defeated Eastern Michigan on the road 58-56.

In his 15th season as the head coach at Samford, Tillette owns a **221-212** overall record and an impressive **140-118** mark against conference opponents. He is Samford's all-time winningest coach and piloted the Bulldogs to NCAA Tournament appearances in both 1999 and 2000.

On Nov. 14, 2004, he earned the 150th win of his career as Samford posted an 83-59 home victory against Tennessee Temple. Tillette reached the 100-win plateau on Nov. 25, 2002, with a 70-61 win at home versus Arkansas State.

SAMFORD'S OFFENSE - A TOUGH SCOUT

It is safe to say that Samford's offensive style is unique. While most teams play pressure defense and tend to run the ball up the court, the Bulldogs also use patience and precision cutting in their offensive sets to get either a back-door layup or a wide open look at a 3-point shot. With that in mind, Samford's offense is hard to prepare for and often poses problems for the opposition's coaches in the league to scout.

Since Head Coach **Jimmy Tillette** incorporated the Princeton offense at Samford in 1997, the Bulldogs have reeled off an **85-68** record in games played against teams that have less than three days to prepare.

TILLETTE LAUDS SAMFORD'S TALENT IN 2011-12

At Samford's annual Media Day, which was held Nov. 9, the Bulldogs' head coach **Jimmy Tillette** highlighted the team's talent this season by saying the following, "Our younger players are much more athletic than those in the past and these seniors have been great for us, as far as providing leadership."

Samford's Record When . . .

Controlling the Tip	2-4
Scoring First	3-4
Leading at Half	3-4
Trailing at Half	0-8
Tied at Half	0-0
Leading with 5:00 Left	2-0
Trailing with 5:00 Left	0-12
Tied with 5:00 Left	1-0
Playing Overtime	0-1

Out-rebounding the Opponent	2-5
Getting Out-rebounded	1-7
Rebounds are Even	0-0
Committing More Turnovers	1-6
Forcing More Turnovers	1-5
Turnovers are the Same	1-0
Attempting More Free Throws	1-1
Allowing More Free-Throw Attempts	2-11
Free-Throw Attempts are the Same	0-0

Shooting 50% or Above from the Field	3-0
Shooting Below 50% from the Field	0-12
Opponent Shoots At Least 50% from the Field	0-6
Opponent Shoots Below 50% from the Field	3-6
Shooting Better than their Opponent	3-3
Opponent Shoots Better from the Field	0-9

Shooting at Least 40% from 3-point Range	3-2
Shooting Less than 40% from 3-point Range	0-10
Shooting Better than Opponent from 3-point	3-2
Shooting 70% or Better from the Line	0-2
Shooting Less than 70% from the Line	3-10

Bench Outscores the Opponents' Bench	3-7
Opponents' Bench Outscores Samford's	0-5
Bench Scoring is the Same	0-0
Following a Samford win	1-2
Following a Samford loss	2-9

3-or-more Players Score in Double Figures	3-6
4-or-more Players Score in Double Figures	1-1
5-or-more Players Score in Double Figures	0-0

Wearing White Uniforms	2-6
Wearing Blue Uniforms	1-6

In November	1-3
In December	2-6
In January	0-3
In February	0-0
In March	0-0

On Monday	0-1
On Tuesday	0-2
On Wednesday	0-2
On Thursday	0-3
On Friday	0-1
On Saturday	3-3
On Sunday	0-0

SAMFORD vs. CHATTANOOGA

SAMFORD IN THE NATIONAL RANKINGS

Samford is currently ranked **No. 12** in the nation in 3-point field goals per game. The Bulldogs are averaging **8.8** 3-point field goals per contest this season and are shooting **33.4** percent from beyond the arc. Samford's overall field-goal percentage of **43.6** is ranked **No. 171** nationally.

The Bulldogs are also nationally ranked in assists per game at **No. 55**, and are averaging **14.8** assists per outing this season. Samford's senior guard **Jeffrey Merritt** leads the team with **42** assists this year and is handing out an average of **2.8** assists per contest.

SAMFORD IN THE SOCON RANKINGS

Samford heads into Saturday's matchup as the top-ranked team in the Southern Conference in 3-point field goals made per game. So far this season, the Bulldogs are knocking down an average of **8.8** 3-point baskets per outing and are shooting **33.4** percent from beyond the arc.

Samford is also ranked among the top five teams in the conference in an additional three categories. The Bulldogs are ranked second in the league in assists (**14.8 apg**), and fifth in the SoCon in both assist/turnover ratio (**1.0**) and field-goal percentage (**43.6**).

Individually, Samford's **Jeffrey Merritt** is ranked among the league's leaders in a number of statistical categories. Merritt, the Bulldogs' senior guard is ranked third in defensive rebounds (**5.2 rpg**), sixth in the SoCon in both rebounding (**6.4 rpg**), ninth in 3-point field-goal percentage (**41.1**), and 11th in assists (**2.8 apg**).

DEVIN McNEIL - BIRMINGHAM'S OWN

Samford true freshman **Devin McNeil** is currently the only Alabama native on the Bulldogs' roster. McNeil, who starred at Central Park Christian High School in Birmingham, Ala., is also the first Birmingham native to play at Samford in 10 years. Prior to McNeil's arrival in 2011, Will Gardner proved to be the last Birmingham native to play for the Bulldogs since the 2001-02 season.

SCOUTING THE COMPETITION

Chattanooga (9-9, 3-2 SoCon) enters the game as the top defensive squad in the conference this season. The Mocs are only allowing opponents to shoot **38.1** percent from the field and **29** percent from 3-point range. With its up-tempo, fast-paced offensive attack, Chattanooga leads the SoCon in field goals with **438**, but is also allowing a league-high **1,067** field-goal attempts.

Samford (334 RPI)	Category	Chattanooga (267 RPI)
3-12, 0-4 SoCon	Record	9-9, 3-2 SoCon
64.4	Points Per Game	70.7
70.1	Points Allowed Per Game	63.7
43.6	Field Goal Percentage	42.6
45.4	Opponents' Field Goal Percentage	38.1
33.4	3-Pt. Field Goal Percentage	35.9
36.0	Opponents' 3-Pt. Field Goal Percentage	29.0
60.0	Free-Throw Percentage	65.8
32.3	Rebound Average	40.1
-2.7	Rebound Margin	+3.7
8.8	3-Pts. Per Game	8.3
6.6	Opponents' 3-Pts. Per Game	8.3
2.7	Blocks Per Game	1.3
4.9	Steals Per Game	7.2
14.8	Assists Per Game	16.1
14.8	Turnovers Per Game	14.3
13.1	Turnovers Forced Per Game	14.4

When it's close

Samford's record in ...	2011-12	Under Tillette
Overtime	0-1	10-14
One-point games	0-0	14-6
Two-point games	1-0	8-15
Three-point games	0-0	14-18
Four-point games	0-1	11-4
Five-point games	0-3	8-15
6-9 point games	0-2	46-44

When it's not

Samford's record in ...	2011-12	Under Tillette
10-19 point games	0-4	70-72
20-29 point games	2-1	30-24
30-39 point games	0-1	9-8
40-49 point games	0-0	6-1
50-59 point games	0-0	2-0

LARGEST MARGIN OF VICTORY

All-Time

70, Samford 118, Covenant 48 12/8/1964

At Home

70, Samford 118, Covenant 48 12/8/1964

Under Tillette

57, Samford 92, North Georgia 35 . . . 12/18/1999

LARGEST MARGIN OF DEFEAT

All-Time

61, Alabama 105, Samford 44 1/27/1958

At Home

37, Western Kentucky 94, Samford 57 . . 12/13/1986

Under Tillette

44, #2 Texas 77, Samford 33 11/16/2005

38, Wofford 81, Samford 43 1/22/2011

37, Ohio State 59, Samford 22 11/30/2008

33, UNC Greensboro 73, Samford 40 . 12/5/2009

33, #20 Clemson 78, Samford 45 . . . 12/29/2007

32, #3 Kentucky 82, Samford 50 12/20/2011

32, Alabama 83, Samford 51 11/14/2001

MOST POINTS SCORED

All-Time

131, Samford 131, Miss. College 95 . . . 2/22/1971

At Home

131, Samford 131, Miss. College 95 . . . 2/22/1971

Under Tillette

110, Samford 110, Troy State 64 1/31/1998

MOST POINTS ALLOWED

All-Time

116, Lamar 116, Samford 60 11/23/1990

At Home

109, UMKC 109, Samford 77 2/12/1990

Under Tillette

101, UT Martin 101, Samford 94 3/4/2008

**2011-12 SOUTHERN CONFERENCE
Preseason Coaches Poll**

NORTH DIVISION

<i>School (First-place votes)</i>	<i>Pts.</i>
1. Chattanooga (9)	64
2. Appalachian State (2)	51
3. Western Carolina (1)	44
4. UNCG	42
5. Elon	29
6. Samford	16

SOUTH DIVISION

<i>School (First-place votes)</i>	<i>Pts.</i>
1. Davidson (10)	65
2. College of Charleston (2)	56
3. Georgia Southern	42
4. Furman	34
5. Wofford	32
6. The Citadel	17

-- The head coaches were not allowed to vote for their own teams. A total of 10 points was awarded per first-place vote, nine for second, etc.

SOCON PRESEASON TEAM

Keegan Bell	Chattanooga
Omar Carter	Appalachian State
Jake Cohen	Davidson
JP Kuhlman	Davidson
Willie Powers III	Georgia Southern
Drew Spradlin	Elon
Trey Sumler	Western Carolina
Omar Wattad	Chattanooga
Trent Wiedeman	College of Charleston
Antwaine Wiggins	College of Charleston

Preseason Player of the Year

Omar Carter, Appalachian State

SOCON WEEKLY TELECONFERENCE

The Southern Conference hosts a regular teleconference in which each school's head coach is available for questions on a biweekly basis, rotating between divisions. If needed, the telephone number for the press conference can be given to members of the working media by Samford Assistant Sports Information Director, **Zac Schrieber (205) 726-2802**.

SOCON GAMES WEBSTREAMED LIVE

All of Samford's Southern Conference games will be webstreamed live on the Southern Conference's web site: www.soconsports.com.

Check out the site for more information and click on SoCon TV for more details.

A DECADE OF MERRITT BROTHERS

Since 2001, there has been at least one Merritt brother listed on Samford's roster. In 2001, **J. Robert Merritt** joined the Bulldogs as a freshman and went on to become the school's seventh all-time leading scorer with **1,584** points. Samford's former great was also the school's first All-American and is still the Bulldogs' leader in 3-pointers made in a career (**311**).

In 2003, **Joe Ross Merritt** came to Samford as a freshman and played three seasons with J. Robert. Joe Ross also proved to be one of the top players in school history and finished his career as the Bulldogs' all-time leader in games played with **121**. Joe Ross graduated following the 2007-08 campaign, and now there is another Merritt to wear his No. 5 jersey.

In his senior season at Samford, **Jeffrey Merritt** has already done an outstanding job of keeping the Samford-Merritt tradition alive and will be the Bulldogs' Team Captain in 2011-12.

610-STRAIGHT AND STILL COUNTING

The Bulldogs have made at least one 3-point field goal in **610**-consecutive games. The last time that Samford did not make a 3-point basket was on Jan. 19, 1991, against UTSA. The Bulldogs' streak of having made at least two 3-pointers in a game was snapped on Dec. 13, 2008, against Saint Louis when Samford turned in a dismal 1-for-14 performance from beyond the arc. The Bulldogs' streak of 476-straight games with two 3-pointers began Feb. 8, 1992.

UNLV is the national leader in consecutive games with a 3-point field goal as the Running Rebels have made a 3-point basket in **825**-straight games dating back to the 1986-87 season. Vanderbilt (**815**) and Kentucky (**806**) are the only other two schools that have made at least one 3-point basket since the rule was adopted prior to the 1986 campaign.

TURNING POINT

With junior **Gregg Wooten's** season-ending injury in the offseason, Samford's coaching staff turned its point guard duties over to talented true freshmen **Devin McNeil** and **Raijon Kelly**.

McNeil, a native of Birmingham and a standout at Central Park Christian High School, scored a career-high 19 points against Western Carolina on Dec. 1. Earlier this season, Kelly paced the team with 18 points on 7-of-12 shooting from the field against Youngstown State on Nov. 12, including a team-high four 3-point baskets. The Bulldogs' talented native of St. Paul, Minn., also tallied a game-high five assists and three rebounds in 28 minutes of play.

PLENTY OF DEPTH AT THE "P" POSITION

Samford head coach **Jimmy Tillette** has pointed out on a number of occasions that he is pleased with the depth of the team's center, or "P" position. Sophomore **Drew Windler** from South Milwaukee, Wis., will once again be the starter for the Bulldogs, while both senior **Matthew Friday** and sophomore **Levi Barnes** should see significant playing time off the bench.

NCAA STATISTICAL RANKINGS

Category	Samford Rank	Samford	National Leader	Actual
Scoring Offense	234	64.4	North Carolina	87.8
Scoring Defense	259	70.1	Wisconsin	47.9
Scoring Margin	278	-5.7	Ohio State	+23.1
Field-Goal Percentage	171	43.6%	Creighton	51.3%
FG Percentage Defense	281	45.4%	Kentucky	35.0%
3-Point FG Per Game	12	8.8	Florida	11.0
3-Point FG Percentage	176	33.4%	Indiana	47.6%
3-Point FG Defense	266	36.0%	Milwaukee	24.2%
Free-Throw Percentage	324	60.0%	Davidson	81.1%
Rebound Margin	278	-2.7	Pittsburgh	+13.3
Assists Per Game	55	14.8	Creighton	20.2
Blocked Shots Per Game	227	2.7	Kentucky	9.3
Steals Per Game	296	4.9	Syracuse	10.9
Fewest Turnovers Per Game	208	14.8	Wisconsin	8.6
Turnover Margin	250	-1.7	Syracuse	+7.4
Fewest Fouls Per Game	247	19.5	Siena	13.3

-- The corresponding NCAA rankings were released Jan. 8, 2012.

TRACKING THE THREES

YOUNGSTOWN STATE	10
at Jacksonville	7
GEORGIA STATE	7
UT Arlington	15
WESTERN CAROLINA*	9
UTSA	12
MERCER	14
LINDSEY WILSON	11
SPRING HILL	11
at #3 Kentucky (ESPN2)	3
at Sam Houston State	5
at Maryland (FSS)	8
APPALACHIAN STATE*	6
at The Citadel*	7
at Georgia Southern*	7
CHATTANOOGA* (My68)	
at Elon*	
at UNCG*	
GEORGIA SOUTHERN* (ESPN3)	
DAVIDSON*	
COLLEGE OF CHARLESTON*	
at Appalachian State*	
at Wofford*	
UNCG*	
ELON*	
at Davidson*	
FURMAN*	
at Western Carolina*	
at Chattanooga*	

TRACKING THE LAYUPS

YOUNGSTOWN STATE	12
at Jacksonville	11
GEORGIA STATE	7
UT Arlington	5
WESTERN CAROLINA*	13
UTSA	4
MERCER	9
LINDSEY WILSON	16
SPRING HILL	14
at #3 Kentucky (ESPN2)	15
at Sam Houston State	14
at Maryland (FSS)	12
APPALACHIAN STATE*	16
at The Citadel*	17
at Georgia Southern*	11
CHATTANOOGA* (My68)	
at Elon*	
at UNCG*	
GEORGIA SOUTHERN* (ESPN3)	
DAVIDSON*	
COLLEGE OF CHARLESTON*	
at Appalachian State*	
at Wofford*	
UNCG*	
ELON*	
at Davidson*	
FURMAN*	
at Western Carolina*	
at Chattanooga*	

Shot Selection

In Samford's version of the Princeton offense, **Jimmy Tillette's** Bulldogs typically aim to get a back-door layup or a wide open look at a 3-point shot. So far this season, Samford is averaging **8.8** 3-point baskets per game and is connecting on **33.4** percent of its attempts from beyond the arc. The Bulldogs are also averaging **11.7** layups per contest and are shooting **53.1** percent from 2-point range.

SAMFORD'S SHOOTING PERCENTAGES			
	<u>FGM</u>	<u>FGA</u>	<u>Pct.</u>
2-point shots	225	424	53.1
3-point shots	132	395	33.4
Free Throws	120	200	60.0

The Maven

The Feb. 17, 2003 issue of *Sports Illustrated* labeled Samford's **Jimmy Tillette** as "The Maven", the first outsider to learn the intricate "Princeton Offense". The article detailed how Tillette learned the offense from then Princeton coach Bill Carmody and how his adaptation of the offense helped lead Samford to back-to-back NCAA appearances in 1999 and 2000.

The "Pete" - Samford Calls The Pete Hanna Center Home

Nov. 15, 2007, marked the dawning of a new era for Samford as the Bulldogs began play in their brand-new 32-million-dollar Pete Hanna Center. The state-of-the-art 5,000-seat arena was completed in October of 2007 and features new locker rooms, a training room, a weight room and coaches offices. The Pete Hanna Center, which replaced Samford's historic 45-year-old Seibert Hall, also houses the University's recreation center and workout facility. In their Pete Hanna Center debut, the Bulldogs dropped an 82-73 decision against perennial NCAA Tournament participant Belmont.

A BRIEF HISTORY OF D-I SAMFORD BASKETBALL

- Samford won its first Division I game on Nov. 24, 1972, against Abilene Christian, 81-73. The Bulldogs finished with a 5-20 record in their inaugural D-I season.
- The Bulldogs played all of their home games at the newly-built BJCC in downtown Birmingham during the 1976-77 season.
- Samford's first winning season in D-I came in 1983-84 when the Bulldogs posted a stellar 22-8 overall record under **Mike Hanks**.
- From 1983-86, Samford rallied for three-consecutive winning seasons and combined for a 56-33 record.
- Samford's all-time scorer, **Craig Beard**, tallied 703 points during the 1984-85 season. He finished his career with 1,925 points in just three seasons. In 1985, he was a fourth-round draft pick of the Chicago Bulls.
- Third-year head coach **John Brady** posted a consecutive 16-11 season and the Bulldogs finished as co-champions in the TAAC's Western Division.
- Brady and the Bulldogs shocked LSU, 53-50, at the Pete Maravich Assembly Center in Baton Rouge, La., on Dec. 3, 1996. Samford won the TAAC's Western Division for a consecutive season with a 19-9 record.
- The Bulldogs posted a school-record 13-straight victories and won the TAAC regular-season title with a brilliant 24-6 overall record.
- Samford defeats UCF, 89-61, in the TAAC Championship game to earn its first NCAA Tournament bid. The Bulldogs fell to St. John's, 69-43, in the NCAA South Regional held in Orlando, Fla.
- The Bulldogs avenge their NCAA Tournament loss to St. John's with a 68-60 victory over the Red Storm on Nov. 19, 1999.
- Samford handily defeated in-state rival Alabama on the road in Tuscaloosa, Ala., 79-67, to open the 1999-2000 season with a 5-2 record.
- The Bulldogs defeated UCF, 78-69, in the 2000 Atlantic Sun Tournament championship game to advance to their second-straight NCAA Tournament. Samford lost to Syracuse, 79-65, in the opening round.
- Samford concluded its final season in Seibert Hall on Feb. 24, 2007, and posted a 71-45 victory against Eastern Illinois. With the win, Samford closed the 45-year-old facility with a 354-171 all-time record.
- On Dec. 22, 2009, Tillette won the 200th game of his career 58-56 at Eastern Michigan.

‘DOGS ADD MICHIGAN STANDOUT HIBBITTS ON SIGNING DAY

The Samford University basketball team picked up a highly-touted commitment on Nov. 9, as the Bulldogs’ coaching staff received a national letter-of-intent from **Blake Hibbitts** on the opening day of the early signing period. Hibbitts, a 6-foot-7 forward from Hudsonville, Mich., averaged 15.2 points and three rebounds per game as a junior at Hudsonville High School where he played under the tutelage of Head Coach Eric Elliott. So far in his prep career, Hibbitts is shooting 37 percent from 3-point range and is knocking down 79 percent of attempts from the free-throw line.

“We are thrilled with Blake’s commitment to our program,” said Samford head coach **Jimmy Tillette**. “With **John Peterson** and **Jeffrey Merritt** graduating in May, we really wanted another big wing to solidify our roster, and Blake fits our needs perfectly. He’s a natural athlete, with great length—he’s got a 6-foot-10 wingspan—and he can really shoot the ball.”

Hibbitts was named to the 2011 Grand Rapids Press all-area team, and was also named to the 2011 Grand Valley Advance all-area team. As a second-team all-conference performer, he was also a member of the Cornerstone Classic All-Tournament Team. Along with being the basketball MVP, Hibbitts has also excelled in the classroom. He is a straight-A student and a member of the National Honor Society.

Hibbitts played AAU basketball for Jason Martin’s program, The Grand Rapids Storm, and was also the starting quarterback for Hudsonville High School’s football team. Hibbitts is listed as a high-level baseball pitching prospect and will also play baseball at Samford for Head Coach **Casey Dunn**.

SAMFORD IS THE NEWEST MEMBER OF THE SOCON

The 2011-12 season marks Samford’s fourth year as a member of the Southern Conference. Prior to the 2008-09 campaign, the Bulldogs spent the previous five seasons in the Ohio Valley Conference and earned a 53-39 league record. Before competing in the OVC, Samford was a member of the Atlantic Sun Conference (previously known as the Trans America Athletic Conference) from 1989 until 2003. During its 14 seasons in the TAAC/A-Sun, the Bulldogs earned a pair of conference championships and qualified for the NCAA Tournament in both 1999 and 2000.

Samford is the newest member of the SoCon, but already owns a pair of established rivalries with current members of the 12-team conference. The Bulldogs have squared off against the Georgia Southern Eagles 49 times in their history, and have also met the Chattanooga Mocs 83 times in school history. Samford’s all-time rivalry with Chattanooga is its fourth-longest, following long-time series’ against Mercer (104), Birmingham-Southern (92) and Jacksonville State (88).

CHANGE OF PACE

Expect the 2011-12 version of the Bulldogs to play at a much faster pace this season. Samford will still run its signature Princeton-style offense in the half-court, but Head Coach **Jimmy Tillette** has given his younger, more talented team the green light to push the ball up the floor for quick shots this season.

TRACKING THE OPPOSITION

The following is a listing of Samford’s 2011-12 opponents and their up-to-date records. The chart has also been updated to include the team’s league record and current RPI.

OPPONENT	RECORD (RPI)	OPPONENT	RECORD (RPI)
Youngstown State.....	9-6, 4-1 (155)	Maryland.....	11-4, 1-1 (103)
Jacksonville	2-14, 0-5 (324)	Appalachian State*	7-8, 3-2 (256)
Georgia State	12-4, 4-1 (178)	The Citadel*	4-12, 1-4 (325)
UT Arlington.....	10-5, 3-0 (197)	Georgia Southern*	6-9, 4-1 (235)
Western Carolina*	8-9, 3-2 (171)	Chattanooga*	9-9, 3-2 (267)
UTSA	9-7, 2-1 (164)	Elon*	8-7, 3-1 (201)
Mercer	12-7, 4-2 (119)	UNCG*	3-14, 1-4 (302)
Lindsey Wilson.....	12-4, 4-1 (N/A)	Davidson*	11-4, 5-0 (44)
Spring Hill.....	8-6, 3-4 (N/A)	College of Charleston*	11-5, 3-2 (53)
#2 Kentucky.....	16-1, 2-0 (7)	Wofford*	9-8, 2-3 (169)
Sam Houston State	6-10, 0-2 (299)	Furman*	7-9, 1-4 (239)

RECORDS WATCH

All-Time Record vs. 2011-12 Opponents

Youngstown State	0-3
Jacksonville	7-9
Georgia State	23-25
UT Arlington	5-4
Western Carolina*	2-6
UTSA	2-11
Mercer	46-58
Lindsey Wilson	1-0
Spring Hill	15-15
#2 Kentucky (ESPN2)	0-1
Sam Houston State	1-1
Maryland (FSS)	0-1
Appalachian State*	2-5
The Citadel*	2-7
Georgia Southern*	16-33
Chattanooga* (My68)	35-48
Elon*	5-1
UNCG*	6-2
Davidson*	0-6
College of Charleston*	0-11
Wofford*	2-6
Furman*	2-8
TOTAL	168-251

Active Leaders

Points

1. Jeffrey Merritt, 2008- 681
2. Drew Windler, 2010- 372
3. Kaylin Johnson, 2008- 307

Rebounds

1. Jeffrey Merritt, 2008- 462
2. Matthew Friday, 2008- 190
3. Kaylin Johnson, 2008- 123

Assists

1. Jeffrey Merritt, 2008- 151
2. Matthew Friday, 2008- 137
3. Kaylin Johnson, 2008- 58
4. Drew Windler, 2010- 57

Steals

1. Jeffrey Merritt, 2008- 83
2. Matthew Friday, 2008- 46
3. Kaylin Johnson, 2008- 27

3-point Field Goals

1. Jeffrey Merritt, 2008- 75
2. Drew Windler, 2010- 58
3. Kaylin Johnson, 2008- 51
4. John Peterson, 2008- 46

GAME-BY-GAME RESULTS

Date	Opponent	Result	Score	Overall	SoCon	Top Scorer	Top Rebounder	Top Assists	Att.
Nov. 12	YOUNGSTOWN STATE	L	69-76	0-1	0-0	Raijon Kelly - 18	Jeffrey Merritt - 10	Raijon Kelly - 5	873
Nov. 18	at Jacksonville	L	57-70	0-2	0-0	Jeffrey Merritt - 22	Will Cook - 6	Devin McNeil - 5	1,955
Nov. 22	GEORGIA STATE	L	47-55	0-3	0-0	John Peterson - 14	Jeffrey Merritt - 6	Devin McNeil - 7	482
Nov. 26	at UT Arlington	W	71-69	1-3	0-0	Drew Windler - 16	Cook, Merritt - 7	Jeffrey Merritt - 5	572
Dec. 1	WESTERN CAROLINA*	L	71-75	1-4	0-1	Drew Windler - 20	Jeffrey Merritt - 8	Jeffrey Merritt - 4	821
Dec. 5	UTSA	L	52-74	1-5	0-1	Tyler Hood - 15	Tyler Hood - 7	Drew Windler - 4	527
Dec. 7	MERCER	L	78-83(OT)	1-6	0-1	Cook, Hood, Merritt - 17	Drew Windler - 11	Cook, Friday - 4	1,036
Dec. 10	LINDSEY WILSON	W	82-56	2-6	0-1	Tyler Hood - 16	Jeffrey Merritt - 10	Tyler Hood - 5	972
Dec. 17	SPRING HILL	W	90-64	3-6	0-1	Drew Windler - 23	Brandon Hayman - 10	Jeffrey Merritt - 5	972
Dec. 20	at #3 Kentucky (ESPN2)	L	50-82	3-7	0-1	Hood, Windler - 11	Jeffrey Merritt - 5	Matthew Friday - 4	21,984
Dec. 28	at Sam Houston State	L	58-74	3-8	0-1	Brandon Hayman - 10	Jeffrey Merritt - 8	Devin McNeil - 4	788
Dec. 31	at Maryland (FSS)	L	63-75	3-9	0-1	Tyler Hood - 16	Brandon Hayman - 4	McNeil, Merritt - 4	11,429
Jan. 5	APPALACHIAN STATE*	L	63-68	3-10	0-2	Drew Windler - 15	Jeffrey Merritt - 10	Tyler Hood - 3	584
Jan. 7	at The Citadel*	L	62-73	3-11	0-3	Drew Windler - 16	Will Cook - 7	Raijon Kelly - 4	1,023
Jan. 12	at Georgia Southern*	L	53-58	3-12	0-4	Kelly, Windler - 12	Tyler Hood - 7	Hood, Kelly, Merritt - 4	1,372
Jan. 14	CHATTANOOGA* (My68)								
Jan. 19	at Elon*								
Jan. 22	at UNCG*								
Jan. 26	GEORGIA SOUTHERN* (ESPN3)								
Jan. 28	DAVIDSON*								
Jan. 30	COLL. OF CHARLESTON*								
Feb. 2	at Appalachian State*								
Feb. 4	at Wofford*								
Feb. 9	UNCG*								
Feb. 11	ELON*								
Feb. 15	at Davidson*								
Feb. 18	FURMAN*								
Feb. 23	at Western Carolina*								
Feb. 25	at Chattanooga*								
March 2	SoCon Tournament (First Round)								
March 3	SoCon Tournament (Quarterfinals)								
March 4	SoCon Tournament (Semifinals)								
March 5	SoCon Tournament (Championship)								

Home games are in ALL CAPS * - Southern Conference game ^ SoCon Tournament

MARGINS OF WINS/LOSSES

	1	2	3	4	5	6	7	8	9	10	11	12	13	14	15	16-19	20-24	25-29	30+
WINS		1																	2
LOSSES				1	3			1	1			1	1	1			1	1	

STATISTICAL LEADERS

Points Leader	Rebounds Leader	Assists Leader	30-Point Games	20-Point Games	10-Point Games	10-Rebound Games
Drew Windler - 7	Jeffrey Merritt - 8	Jeffrey Merritt - 5		Drew Windler - 2	Drew Windler - 10	Jeffrey Merritt - 3
Tyler Hood - 5	Will Cook - 3	Devin McNeil - 4		Jeffrey Merritt - 1	Tyler Hood - 8	Brandon Hayman - 1
Raijon Kelly - 2	Brandon Hayman - 2	Tyler Hood - 3			Will Cook - 6	Tyler Hood - 1
Jeffrey Merritt - 2	Tyler Hood - 2	Raijon Kelly - 3			Jeffrey Merritt - 6	Drew Windler - 1
Will Cook - 1	Drew Windler - 1	Matthew Friday - 2			Raijon Kelly - 3	-----
Brandon Hayman - 1		Will Cook - 1			Brandon Hayman - 2	<u>10-Assist Games</u>
John Peterson - 1		Drew Windler - 1			Devin McNeil - 1	
					John Peterson - 1	

2011-12 SAMFORD BASKETBALL GAME NOTES



Head Coach Jimmy Tillette



Samford's all-time winningest coach, **Jimmy Tillette**, is in the midst of his 15th season at the helm of the Bulldogs' basketball program. During his highly-productive tenure at Samford, Tillette has led the Bulldogs to a pair of NCAA Tournaments and has registered an impressive **140-118** record against conference opponents.

Tillette quickly climbed the school's career wins list and rapidly became the only coach in Samford history to record consecutive 20-win seasons. In 1999 and 2000, Tillette guided the Bulldogs to 24 and 21 wins, respectively, and led his team to back-to-back NCAA Tournament appearances.

With an overall record of **221-212** at Samford, Tillette passed former LSU head coach John Brady atop the Samford victory list with a 70-61 victory over Arkansas State in the second game of the 2002-03 season. The win helped Tillette reach the top of the list in only five years, compared to six seasons for Brady.

Tillette's winning percentage of **.510**, is also one of the strongest in Samford's 93 years of men's basketball history.

Tillette earned the 200th victory of his career on Dec. 22, 2009, as the Bulldogs posted a 58-56 win at Eastern Michigan. With the victory, Tillette became the first basketball coach in Samford history to reach the 200-win plateau.

Over the years, the Bulldogs have excelled under the tutelage of Tillette and with his guidance Samford owns a stellar **95-52** record against conference opponents at home. During the 2004-05 campaign, the Bulldogs posted a brilliant 10-3 home record, including a solid 7-2 mark against conference opponents.

As head coach, Tillette immediately made his mark on the Samford program, incorporating the Princeton-style offense, which relies on precision cuts and 3-point shooting. Under Tillette, the Bulldogs quickly distinguished themselves statistically among the nation's best, finishing third in the nation in 3-pointers made per game during the 1998-99 season.

In 1999, the Bulldogs finished No. 1 in the nation in field-goal percentage (50.3) and second in the nation in 3-pointers made per game. During the 2002-03 season, Samford again performed well nationally, finishing third in 3-pointers made per game (9.8) and 19th overall in scoring defense (62.7 ppg). During the 2004-05 campaign, Tillette's squad concluded the season as the second-ranked team in the nation in 3-point field-goal percentage (41.9) and finished third in the country in field-goal percentage (50.3). The Bulldogs also ended the season ranked fourth in the nation in fewest personal fouls per game (14.7), 11th in 3-point field goals per game, 19th in

free-throw percentage (74.5) and 24th in turnovers per game (12.3). Prior to becoming a member of the Ohio Valley Conference in 2003, Samford was a perennial leader in the Atlantic Sun Conference since the 1978 campaign. In 2000-01, Tillette's squad set a conference record for 3-pointers made in a game (23), breaking the previous mark established by the 1995 Samford team. At the conclusion of the 2000 season, the Bulldogs ranked either first or second in a total of nine of the 15 A-Sun statistical categories.




Tillette is Samford's all-time winningest coach with 221 victories.

In his first season at the helm, Tillette guided the Bulldogs, then the youngest team in Division I, to a 14-13 overall record and a 9-7 mark against A-Sun opponents. Tillette's first team featured a starting lineup that consisted of one senior and four sophomores, with the remainder of the 11-man squad being totally comprised of underclassmen. After being picked to finish third in the 1998-99 A-Sun preseason poll, the Bulldogs went on a magical run that culminated with a 24-6

----- **Samford University Basketball Game Notes** -----

overall record and the school's first NCAA Tournament berth. The 24-win season was Samford's best since joining Division I in the early 1970s and came within one game of tying the school record of 25 wins set in the 1938-39 season.

During the 1998-99 season, Tillette guided Samford to a remarkable 15-1 record in conference play, which was highlighted by a 13-game winning streak. For his efforts, Tillette



Tillette is in his 15th season as the head coach at Samford University.

was named the Atlantic Sun Coach of the Year.

In 1999, Tillette's Bulldogs were preseason favorites to win the A-Sun title, but finished third in the regular season with a 12-6 conference record and a 21-11 overall mark. The 1999-00 season marked Tillette's second 20-win campaign and included groundbreaking wins over both St. John's and Alabama. The Bulldogs also rallied to win the Atlantic Sun Tournament championship and earned their second NCAA Tournament appearance.

Before being named the school's 27th head coach in 1997, Tillette spent eight seasons as an assistant coach, including six years at Samford, where he helped the Bulldogs earn a share of the championship in 1995-96 and the A-Sun's West Division title in 1996-97. In Tillette's six years as an assistant coach, he was a key factor in Samford's 89-77 overall record and Atlantic Sun West Division titles.

Tillette is widely respected in coaching circles for his teaching of the motion offense, which was previously the cornerstone of the Bulldogs' offense. Tillette also served as an assistant coach at Tulane (1990-91) under Perry Clark and at Mississippi State (1989-90) under Richard Williams.

A New Orleans native, Tillette proved himself for a number of years as a head coach in the high school ranks. He led hometown De La Salle High School to an impressive 196-55 overall record over seven seasons. He was named the Louisiana High School Coach of the Year after De La Salle set a state record for wins with a 40-1 mark and won the Class 4A state championship.

His first coaching job was a seven-year stint as an assistant at New Orleans' Jesuit High School. There, he served under his close friend and former Birmingham-Southern head coach Duane Reboul.

Tillette, who was born April 8, 1950, is a graduate of Holy Cross College in New Orleans and earned a master's degree in history from UNO. In 2010, he was married to his wife Stephanie. Tillette has one son, Tristan, and three grandchildren: Shea, 8, and twins, Cian and Aureyn, 5.

Tillette's Year-by-Year

YEAR	OVERALL	CONFERENCE
1997-98	14-13	9-7
1998-99 [^]	24-6	15-1*
1999-00 [^]	21-11	12-6*
2000-01	15-14	12-8
2001-02	15-14	12-8
2002-03	13-15	9-7
2003-04	12-16	7-9
2004-05	15-13	10-6
2005-06	20-11	14-6
2006-07	16-16	12-8
2007-08	14-16	10-10
2008-09	16-16	9-11
2009-10	11-20	5-13
2010-11	12-19	4-14
2011-12	3-12	0-4
TOTALS	221-212	140-118

* Atlantic Sun Tournament Champions
[^] NCAA Tournament Appearance

All-Time Coaching Records

WINS			
NAME	TENURE	W-L	PCT
Jimmy Tillette	1997-present	221-212	.510
John Brady	1991-97	89-77	.536
Earl Gartman	1950-55	71-73	.493
Walt Barnes	1959-63	61-40	.604
Jim Stuart	1938-42	58-37	.611
Virgil Ledbetter	1955-59, 1963-65	56-83	.403
Billy Bancroft	1934-38	50-37	.575
Mike Hanks	1981-84	46-38	.548
Van Washer	1968-72	46-55	.455
Herman Roberson	1947-50	42-37	.532



2011-12 Samford Basketball
Samford Combined Team Statistics (as of Jan 12, 2012)
All games



RECORD:	OVERALL	HOME	AWAY	NEUTRAL
ALL GAMES	3-12	2-6	1-6	0-0
CONFERENCE	0-4	0-2	0-2	0-0
NON-CONFERENCE	3-8	2-4	1-4	0-0

#	Player	gp-gs	min	avg	Total		3-Point		F-Throw		Rebounds				pf	dq	a	to	blk	stl	pts	avg		
					fg-fga	fg%	3fg-fga	3fg%	ft-fa	ft%	off	def	tot	avg										
01	WINDLER, Drew	15-15	352	23.5	62-129	.481	23-61	.377	32-47	.681	18	38	56	3.7	47	0	19	41	7	11	179	11.9		
35	HOOD, Tyler	15-10	338	22.5	54-115	.470	14-49	.286	18-26	.692	17	34	51	3.4	30	0	23	26	4	5	140	9.3		
05	MERRITT, Jeffrey	15-15	473	31.5	49-116	.422	23-56	.411	12-28	.429	18	78	96	6.4	36	2	42	26	3	6	133	8.9		
12	PETERSON, John	5-5	121	24.2	15-33	.455	4-17	.235	7-11	.636	5	6	11	2.2	16	0	5	6	0	2	41	8.2		
24	COOK, Will	15-15	409	27.3	39-93	.419	21-59	.356	21-32	.656	18	56	74	4.9	33	1	18	17	1	9	120	8.0		
11	KELLY, Rajjon	15-6	340	22.7	34-89	.382	15-50	.300	5-11	.455	11	17	28	1.9	34	1	31	27	1	3	88	5.9		
25	McNEIL, Devin	14-9	271	19.4	25-74	.338	11-34	.324	13-16	.813	6	22	28	2.0	25	0	37	28	4	12	74	5.3		
23	FRIDAY, Matthew	14-0	192	13.7	29-46	.630	2-7	.286	1-5	.200	15	21	36	2.6	18	0	21	14	8	15	61	4.4		
02	HAYMAN, Brandon	15-0	147	9.8	28-51	.549	1-5	.200	3-10	.300	25	8	33	2.2	21	0	9	10	1	4	60	4.0		
14	JOHNSON, Kaylin	15-0	185	12.3	14-38	.368	11-30	.367	7-10	.700	3	15	18	1.2	15	0	6	20	0	2	46	3.1		
10	MILLER, Connor	9-0	115	12.8	7-24	.292	6-20	.300	1-4	.250	2	7	9	1.0	8	0	8	3	0	1	21	2.3		
33	BARNES, Levi	12-0	70	5.8	1-9	.111	1-6	.167	0-0	.000	1	7	8	0.7	6	0	2	3	12	3	3	0.3		
15	BAILEY, Hamilton	5-0	12	2.4	0-2	.000	0-1	.000	0-0	.000	0	0	0	0.0	3	0	1	0	0	0	0	0.0		
Team											16	21	37											
Total.....		15	3025		357-819	.436	132-395	.334	120-200	.600	155	330	485	32.3	292	4	222	222	41	73	966	64.4		
Opponents.....		15	3025		369-812	.454	99-275	.360	215-323	.666	179	347	526	35.1	237	-	194	197	44	116	1052	70.1		

TEAM STATISTICS	SAM	OPP	Date	Opponent	Score	Att.	
SCORING	966	1052	11/12/11	YOUNGSTOWN STATE	L 69-76	873	
Points per game	64.4	70.1	11/18/11	at Jacksonville	L 57-70	1955	
Scoring margin	-5.7	-	11/22/11	GEORGIA STATE	L 47-55	482	
FIELD GOALS-ATT	357-819	369-812	11/26/11	at UT Arlington	W 71-69	572	
Field goal pct	.436	.454	* 12/01/11	WESTERN CAROLINA	L 71-75	821	
3 POINT FG-ATT	132-395	99-275	12/05/11	UTSA	L 52-74	527	
3-point FG pct	.334	.360	12/07/11	MERCER	Lot 78-83	1036	
3-pt FG made per game	8.8	6.6	12/10/11	LINDSEY WILSON	W 82-56	972	
FREE THROWS-ATT	120-200	215-323	12/17/11	SPRING HILL	W 90-64	972	
Free throw pct	.600	.666	12/20/11	at #3 Kentucky	L 50-82	21984	
F-Throws made per game	8.0	14.3	12/28/11	at Sam Houston State	L 58-74	788	
REBOUNDS	485	526	12/31/11	at Maryland	L 63-75	11429	
Rebounds per game	32.3	35.1	* 01/05/12	APPALACHIAN STATE	L 63-68	584	
Rebounding margin	-2.7	-	* 01/07/12	at The Citadel	L 62-73	1023	
ASSISTS	222	194	* 01/12/12	at Georgia Southern	L 53-58	1372	
Assists per game	14.8	12.9					
TURNOVERS	222	197					
Turnovers per game	14.8	13.1					
Turnover margin	-1.7	-					
Assist/turnover ratio	1.0	1.0					
STEALS	73	116					
Steals per game	4.9	7.7					
BLOCKS	41	44					
Blocks per game	2.7	2.9					
ATTENDANCE	6267	39123					
Home games-Avg/Game	8-783	7-5589					
Neutral site-Avg/Game	-	0-0					

* - Conference game

Score by Periods	1st	2nd	OT	Totals
Samford	462	499	5	966
Opponents	509	533	10	1052



2011-12 Samford Basketball
Samford Combined Team Statistics (as of Jan 12, 2012)
Home games



RECORD:	OVERALL	HOME	AWAY	NEUTRAL
ALL GAMES	2-6	2-6	0-0	0-0
CONFERENCE	0-2	0-2	0-0	0-0
NON-CONFERENCE	2-4	2-4	0-0	0-0

#	Player	gp-gs	min	avg	Total		3-Point		F-Throw		Rebounds				pf	dq	a	to	blk	stl	pts	avg		
					fg-fga	fg%	3fg-fga	3fg%	ft-fa	ft%	off	def	tot	avg										
01	WINDLER, Drew	8-8	186	23.3	35-69	.507	13-29	.448	21-32	.656	13	22	35	4.4	28	0	12	25	3	8	104	13.0		
35	HOOD, Tyler	8-5	173	21.6	29-65	.446	9-28	.321	11-15	.733	10	17	27	3.4	14	0	14	11	4	1	78	9.8		
24	COOK, Will	8-8	233	29.1	25-57	.439	14-36	.389	11-13	.846	7	33	40	5.0	18	0	9	6	0	5	75	9.4		
12	PETERSON, John	3-3	70	23.3	10-23	.435	3-12	.250	3-5	.600	3	6	9	3.0	10	0	3	4	0	1	26	8.7		
05	MERRITT, Jeffrey	8-8	247	30.9	23-60	.383	13-30	.433	7-17	.412	10	48	58	7.3	19	1	22	11	2	5	66	8.3		
25	McNEIL, Devin	8-5	176	22.0	19-55	.345	8-26	.308	12-14	.857	5	17	22	2.8	14	0	24	17	1	6	58	7.3		
11	KELLY, Rajjon	8-3	167	20.9	19-44	.432	10-26	.385	4-7	.571	6	7	13	1.6	16	0	14	12	1	1	52	6.5		
02	HAYMAN, Brandon	8-0	68	8.5	15-30	.500	0-1	.000	2-8	.250	16	3	19	2.4	6	0	7	3	0	3	32	4.0		
23	FRIDAY, Matthew	8-0	103	12.9	15-26	.577	1-3	.333	1-4	.250	8	8	16	2.0	11	0	10	7	6	10	32	4.0		
10	MILLER, Connor	4-0	56	14.0	3-12	.250	3-10	.300	0-2	.000	0	3	3	0.8	5	0	7	2	0	1	9	2.3		
14	JOHNSON, Kaylin	8-0	95	11.9	6-14	.429	5-11	.455	0-0	.000	0	10	10	1.3	8	0	2	8	0	2	17	2.1		
33	BARNES, Levi	6-0	43	7.2	1-6	.167	1-4	.250	0-0	.000	0	4	4	0.7	3	0	1	2	7	1	3	0.5		
15	BAILEY, Hamilton	3-0	8	2.7	0-2	.000	0-1	.000	0-0	.000	0	0	0	0.0	2	0	0	0	0	0	0	0.0		
Team											11	13	24											
Total.....		8	1625		200-463	.432	80-217	.369	72-117	.615	89	191	280	35.0	154	1	125	109	24	44	552	69.0		
Opponents.....		8	1625		197-449	.439	48-149	.322	109-172	.634	98	195	293	36.6	122	-	97	101	24	63	551	68.9		

TEAM STATISTICS	SAM	OPP	Date	Opponent	Score	Att.
SCORING	552	551	11/12/11	YOUNGSTOWN STATE	L 69-76	873
Points per game	69.0	68.9	11/22/11	GEORGIA STATE	L 47-55	482
Scoring margin	+0.1	-	* 12/01/11	WESTERN CAROLINA	L 71-75	821
FIELD GOALS-ATT	200-463	197-449	12/05/11	UTSA	L 52-74	527
Field goal pct	.432	.439	12/07/11	MERCER	Lot 78-83	1036
3 POINT FG-ATT	80-217	48-149	12/10/11	LINDSEY WILSON	w 82-56	972
3-point FG pct	.369	.322	12/17/11	SPRING HILL	w 90-64	972
3-pt FG made per game	10.0	6.0	* 01/05/12	APPALACHIAN STATE	L 63-68	584
FREE THROWS-ATT	72-117	109-172	* - Conference game			
Free throw pct	.615	.634				
F-Throws made per game	9.0	13.6				
REBOUNDS	280	293				
Rebounds per game	35.0	36.6				
Rebounding margin	-1.6	-				
ASSISTS	125	97				
Assists per game	15.6	12.1				
TURNOVERS	109	101				
Turnovers per game	13.6	12.6				
Turnover margin	-1.0	-				
Assist/turnover ratio	1.1	1.0				
STEALS	44	63				
Steals per game	5.5	7.9				
BLOCKS	24	24				
Blocks per game	3.0	3.0				
ATTENDANCE	6267	0				
Home games-Avg/Game	8-783	0-0				
Neutral site-Avg/Game	-	0-0				

Score by Periods	1st	2nd	OT	Totals
Samford	261	286	5	552
Opponents	242	299	10	551

2011-12 SAMFORD BASKETBALL PLAYER BIOS



Drew Windler

Center, 6-9, 200 - Sophomore

South Milwaukee, Wis. - South Milwaukee HS

1



- 2011 SAMFORD MOST IMPROVED PLAYER AWARD
- 2011 SAMFORD SCHOLASTIC AWARD

Very skilled offensive post player . . . has added strength and improved his athleticism over the offseason . . . excellent perimeter shooter and ball-handler.

BIO UPDATES

- Scored a career-high 23 points on 7-of-8 shooting from the field against Spring Hill on Dec. 17. He was 7-of-9 from the free-throw line and pulled down five rebounds in 20 minutes.
- Turned in one of the best games of his collegiate career on Dec. 1 against Western Carolina as he finished with 20 points, seven rebounds, six field goals, six free throws and two blocks.
- Tallied the first double-double of his career on Dec. 7, as he compiled 16 points and 11 rebounds in only 20 minutes of playing time against Mercer.
- Led the Bulldogs to victory at UT Arlington on Nov. 26, as he finished with a team-high 16 points on 5-of-6 shooting from the field. He also made 4-of-5 of his 3-point attempts.
- Scored 16 points on 6-of-15 shooting from the floor Jan. 7 at The Citadel. He also added 3 rebounds and 2 3-pointers.

BULLDOG BITES

Born July 19, 1991 . . . son of Lori and Bob Windler . . . mother played basketball at Wisconsin-Stout . . . majoring in exercise science.

SEASON HIGHS

Points 23, vs. Spring Hill, Dec. 17, 2011
 Rebounds 11, vs. Mercer, Dec. 7, 2011
 Assists 4, vs. UTSA, Dec. 5, 2011
 Field Goals 7, vs. Spring Hill, Dec. 17, 2011
 Free Throws 7, vs. Spring Hill, Dec. 17, 2011
 3-point Field Goals . . 4, vs. Mercer, Dec. 7, 2011
 Steals 3, vs. UTSA, Dec. 5, 2011
 Blocks 2, vs. Western Carolina, Dec. 1, 2011
 Minutes 30, at The Citadel, Jan. 7, 2012



DID YOU KNOW?

Drew Windler was a four-sport athlete at South Milwaukee High School. He also played volleyball, soccer and golf.

CAREER HIGHS

Points 23, vs. Spring Hill, Dec. 17, 2011
 Rebounds 11, vs. Mercer, Dec. 7, 2011
 Assists 4, vs. UTSA, Dec. 5, 2011
 Field Goals 7, vs. Spring Hill, Dec. 17, 2011
 Free Throws 7, vs. Spring Hill, Dec. 17, 2011
 3-point Field Goals . . 4, vs. Mercer, Dec. 7, 2011
 Steals 3, vs. UTSA, Dec. 5, 2011
 Blocks 2, vs. Western Carolina, Dec. 1, 2011
 Minutes 30, at The Citadel, Jan. 7, 2012

2011-12 SAMFORD BASKETBALL PLAYER BIOS



Brandon Hayman
Guard, 6-3, 185 - Freshman
Braselton, Ga. - Mill Creek HS

2



Long and rangy guard whose versatility and athleticism also allows him to play the small forward position . . . can use either hand equally well around the basket.

BIO UPDATES

- Tied his career-high of 10 points against Sam Houston State on Dec. 28, as he led the Bulldogs in scoring on a 4-of-7 shooting performance from the field. He tallied his team-high 10 points in 18 minutes of playing time.
- Nearly registered the first double-double of his young career on Dec. 17, as he pulled down a personal-best 10 rebounds and scored eight points against Spring Hill.
- Scored a career-high 10 points on 5-of-8 shooting from the field against Lindsey Wilson on Dec. 10, as he logged a 10 minutes of playing time. He also pulled down 4 boards.
- Came off the bench to score eight points on 4-of-6 shooting against Maryland on Dec. 31. He also had four rebounds.
- Tallied four points and three rebounds against The Citadel on Jan. 7. Despite only playing nine minutes in the game, he finished 2-of-3 from the field.

BULLDOG BITES

Born Dec. 17, 1992 . . . parents are Monica and Terrance Hayman . . . undeclared major.

SEASON HIGHS

Points 10, at Sam Houston State, Dec. 28, 2011
 Rebounds 10, vs. Spring Hill, Dec. 17, 2011
 Assists 4, vs. Spring Hill, Dec. 17, 2011
 Field Goals 5, vs. Lindsey Wilson, Dec. 10, 2011
 Free Throws 1, vs. Appalachian State, Jan. 5, 2012
 3-point Field Goals . . 1, at Sam Houston State, Dec. 28, 2011
 Steals 1, vs. Appalachian State, Jan. 5, 2012
 Blocks 1, at Maryland, Dec. 31, 2011
 Minutes 20, vs. Spring Hill, Dec. 17, 2011



DID YOU KNOW?

Brandon Hayman set the Samford basketball all-time record in the standing broad jump with a mark of 10-foot and one inch.

CAREER HIGHS

Points 10, at Sam Houston State, Dec. 28, 2011
 Rebounds 10, vs. Spring Hill, Dec. 17, 2011
 Assists 4, vs. Spring Hill, Dec. 17, 2011
 Field Goals 5, vs. Lindsey Wilson, Dec. 10, 2011
 Free Throws 1, vs. Appalachian State, Jan. 5, 2012
 3-point Field Goals . . 1, at Sam Houston State, Dec. 28, 2011
 Steals 1, vs. Appalachian State, Jan. 5, 2012
 Blocks 1, at Maryland, Dec. 31, 2011
 Minutes 20, vs. Spring Hill, Dec. 17, 2011

2011-12 SAMFORD BASKETBALL PLAYER BIOS



Jeffrey Merritt

Guard, 6-6, 205 - Senior

Oklahoma City, Okla. - Bishop McGuinness HS

5



- 2011 SAMFORD MOST OUTSTANDING DEFENSE AWARD
- 2011 SAMFORD REBOUND AWARD
- 2011 SAMFORD CHARGE AWARD

• 2010 GLOBAL SPORTS HOOPS SHOWCASE ALL-TOURNAMENT TEAM

- 2010 SAMFORD MOST OUTSTANDING DEFENSIVE PLAYER
- 2009 SAMFORD REBOUND AWARD RECIPIENT

Last season's leading scorer . . . versatile forward who can play every position on the court . . . possesses strong leadership skills.



BIO UPDATES

- Will make his 27th consecutive start Saturday in a streak that began Jan. 27, 2011, at Elon.
- Has started in 75 of the team's last 77 games dating back to the beginning of his sophomore season in 2009-10.
- Has tallied a team-high three double-doubles this season in games against Youngstown State (11 pts., 10 reb.), Lindsey Wilson (11 pts., 10 reb.), Appalachian State (14 pts, 10 reb.).
- Scored a career-high 22 points at Jacksonville on Nov. 18, as he went 9-of-14 from the field and an impressive 3-for-4 from 3-point range. He also grabbed four rebounds.
- Logged a career-high 40 minutes of playing time against Mercer on Dec. 7, and tallied 17 points, four rebounds and a pair of assists. He also connected on four 3-point field goals.
- Knocked down four key 3-point baskets at UT Arlington on Nov. 26, as he led the Bulldogs to a 71-69 victory. He finished with 15 points on 5-of-6 shooting from the field.

BULLDOG BITES

Born Jan. 22, 1990 . . . son of Paul and Suzy Merritt . . . majoring in business management.

SEASON HIGHS

Points 22, at Jacksonville, Nov. 18, 2011
 Rebounds 10, vs. Appalachian State, Jan. 5, 2012
 Assists 5, vs. Spring Hill, Dec. 17, 2011
 Field Goals 9, at Jacksonville, Nov. 18, 2011
 Free Throws 3, vs. UTSA, Dec. 5, 2011
 3-point Field Goals . . 4, vs. Mercer, Dec. 7, 2011
 Steals 2, vs. Spring Hill, Dec. 17, 2011
 Blocks 2, vs. Western Carolina, Dec. 1, 2011
 Minutes 40, vs. Mercer, Dec. 7, 2011

DID YOU KNOW?

Jeffrey Merritt is the third Merritt brother to play basketball at Samford. He follows older brothers J. Robert and Joe Ross.

CAREER HIGHS

Points 22, at Jacksonville, Nov. 18, 2011
 Rebounds 12, vs. Tennessee Wesleyan, Nov. 15, 2010
 Assists 6, at Auburn, Nov. 19, 2010
 Field Goals 9, at Jacksonville, Nov. 18, 2011
 Free Throws 5, vs. Jacksonville, Nov. 24, 2010
 3-point Field Goals . . 5, vs. Chattanooga, Feb. 20, 2010
 Steals 4, vs. Spring Hill, Dec. 12, 2009
 Blocks 2, vs. Western Carolina, Dec. 1, 2011
 Minutes 40, vs. Mercer, Dec. 7, 2011

2011-12 SAMFORD BASKETBALL PLAYER BIOS



Connor Miller

Guard, 6-3, 175 - Freshman

Stanley, Wis. - Regis-Eau Claire HS

10



Deadly long range shooter with a tremendous confidence level . . . has the rare ability to shoot off the catch and off the dribble . . . sneaky athletic.

BIO UPDATES


- Played 22 minutes against Spring Hill on Dec. 17, as he finished with a career-high six points on 2-of-4 shooting from the field. Both of his field goals came from 3-point range.
- Logged six minutes of playing time at Maryland on Dec. 31 and finished with three points on a deep 3-point basket.
- Scored the first points of his young Samford career Dec. 10 as he knocked down a 3-point basket against Lindsey Wilson. He also compiled a career-high three assists and two rebounds in the Bulldogs' 82-56 victory.
- Played a career-high 23 minutes at The Citadel on Jan. 7 and finished with 3 points and a personal-best 3 rebounds.
- Scored three points and added a pair of rebounds against Georgia Southern on Thursday. He logged 18 minutes.
- Earned the first playing time of his collegiate career Dec. 5 against UTSA and recorded nine minutes of game action.

BULLDOG BITES

Born July 14, 1992 . . . parents are Mary and Mark Miller . . . undeclared major.

SEASON HIGHS

Points 6, vs. Spring Hill, Dec. 17, 2011
 Rebounds 3, at The Citadel, Jan. 7, 2012
 Assists 3, vs. Lindsey Wilson, Dec. 10, 2011
 Field Goals 2, vs. Spring Hill, Dec. 17, 2011
 Free Throws 1, at Sam Houston State, Dec. 28, 2011
 3-point Field Goals . . 2, vs. Spring Hill, Dec. 17, 2011
 Steals 1, vs. Spring Hill, Dec. 17, 2011
 Blocks 0
 Minutes 23, at The Citadel, Jan. 7, 2012



DID YOU KNOW?

Connor Miller was named to the All-Tournament Team of the 2010 Wisconsin State Championships.

CAREER HIGHS

Points 6, vs. Spring Hill, Dec. 17, 2011
 Rebounds 3, at The Citadel, Jan. 7, 2012
 Assists 3, vs. Lindsey Wilson, Dec. 10, 2011
 Field Goals 2, vs. Spring Hill, Dec. 17, 2011
 Free Throws 1, at Sam Houston State, Dec. 28, 2011
 3-point Field Goals . . 2, vs. Spring Hill, Dec. 17, 2011
 Steals 1, vs. Spring Hill, Dec. 17, 2011
 Blocks 0
 Minutes 23, at The Citadel, Jan. 7, 2012

2011-12 SAMFORD BASKETBALL PLAYER BIOS



Raijon Kelly

Guard, 6-4, 170 - Freshman

Maplewood, Minn. - Cretin-Derham Hall HS

11



Combo guard who possesses a very high skill level . . . superb ball-handler and shooter with an excellent sense of the game . . . has a high basketball IQ.

BIO UPDATES

- Scored a career, season and team-high 18 points on 7-of-12 shooting from the field on Nov. 12 against Youngstown State. He knocked down a game-high four 3-point baskets and also handed out a game-high five assists in 28 minutes of action.
- Earned the sixth start of his career Thursday at Georgia Southern and finished the contest with 12 points, four assists and three rebounds. He also shot 5-of-7 from the field.
- Finished with 10 points, 3 rebounds and 2 assists against Appalachian State on Jan. 5 in 27 minutes of action.
- Turned in a solid all-around game against Lindsey Wilson on Dec. 10, as he registered 9 points on 4-of-4 shooting from the field. He also added 4 assists, 2 rebounds and a blocked shot.
- Scored eight points against Maryland on Dec. 31, as he tallied a 3-of-9 performance from the field. He also grabbed three rebounds and knocked down a pair of 3-point baskets.

BULLDOG BITES

Born March 15, 1993 . . . son of Reshonda Shanklin . . . undeclared major.

SEASON HIGHS

Points 18, vs. Youngstown State, Nov. 12, 2011
 Rebounds 4, vs. Mercer, Dec. 7, 2011
 Assists 5, vs. Youngstown State, Nov. 12, 2011
 Field Goals 7, vs. Youngstown State, Nov. 12, 2011
 Free Throws 2, vs. Western Carolina, Dec. 1, 2011
 3-point Field Goals . . 4, vs. Youngstown State, Nov. 12, 2011
 Steals 1, at Sam Houston State, Dec. 28, 2011
 Blocks 1, vs. Lindsey Wilson, Dec. 10, 2011
 Minutes 34, at Georgia Southern, Jan. 12, 2012



DID YOU KNOW?

Raijon Kelly finished his time at CDHHS with 1,302 career points and in third place on the school's all-time scoring list.

CAREER HIGHS

Points 18, vs. Youngstown State, Nov. 12, 2011
 Rebounds 4, vs. Mercer, Dec. 7, 2011
 Assists 5, vs. Youngstown State, Nov. 12, 2011
 Field Goals 7, vs. Youngstown State, Nov. 12, 2011
 Free Throws 2, vs. Western Carolina, Dec. 1, 2011
 3-point Field Goals . . 4, vs. Youngstown State, Nov. 12, 2011
 Steals 1, at Sam Houston State, Dec. 28, 2011
 Blocks 1, vs. Lindsey Wilson, Dec. 10, 2011
 Minutes 34, at Georgia Southern, Jan. 12, 2012

2011-12 SAMFORD BASKETBALL PLAYER BIOS



John Peterson

Forward, 6-7, 195 - Senior

Boca Raton, Fla. - Boca Raton HS

12



Senior wing player who excels in the open court . . . is expected to contribute major minutes at the small forward and power forward positions.

BIO UPDATES

- Suffered an upper-arm injury against Western Carolina on Dec. 1 and was forced to miss the remainder of the season.
- Finished with a game-high 14 points on 5-of-12 shooting from the field versus Georgia State on Nov. 22. He turned in a 3-of-8 shooting performance from 3-point range and added three rebounds, two assists and a steal in 33 minutes of play.
- Scored nine points at UT Arlington on Nov. 26, as he went 2-for-4 from the field and 4-of-6 from the free-throw line. He also handed out two assists in the victory.
- Tallied seven points on 3-of-4 shooting from the field against Youngstown State on Nov. 12. He also pulled down three rebounds in 15 minutes of playing time.
- Scored six points on 3-of-6 shooting from the field at Jacksonville on Nov. 18. He also added two rebounds and a steal in 27 minutes of action.

BULLDOG BITES

Son of Lori and Pete Peterson . . . father is an alumnus of Samford's Cumberland School of Law . . . majoring in political science.

SEASON HIGHS

Points 14, vs. Georgia State, Nov. 22, 2011
 Rebounds 3, vs. Western Carolina, Dec. 1, 2011
 Assists 2, at UT Arlington, Nov. 26, 2011
 Field Goals 5, vs. Georgia State, Nov. 22, 2011
 Free Throws 4, at UT Arlington, Nov. 26, 2011
 3-point Field Goals . . 3, vs. Georgia State, Nov. 22, 2011
 Steals 1, vs. Georgia State, Nov. 22, 2011
 Blocks 0
 Minutes 33, vs. Georgia State, Nov. 22, 2011



DID YOU KNOW?

John Peterson was named the Most Outstanding Player at the annual Five Star Basketball Camp in 2007.

CAREER HIGHS

Points 16, vs. UNC Greensboro, Jan. 29, 2011
 Rebounds 8, at Youngstown State, Nov. 12, 2010
 Assists 2, at UT Arlington, Nov. 26, 2011
 Field Goals 6, vs. Elon, Jan. 27, 2011
 Free Throws 6, vs. Wofford, Feb. 16, 2011
 3-point Field Goals . . 4, vs. Elon, Jan. 27, 2011
 Steals 3, vs. Tennessee Wesleyan, Nov. 15, 2010
 Blocks 2, vs. Spring Hill, Nov. 17, 2008
 Minutes 33, vs. Georgia State, Nov. 22, 2011

2011-12 SAMFORD BASKETBALL PLAYER BIOS



Kaylin Johnson

Guard, 6-0, 180 - Senior

Baton Rouge, La. - Parkview Baptist HS

14



• 2010 SAMFORD MOST IMPROVED PLAYER AWARD RECIPIENT

Veteran guard who can both make the 3-point shot and beat defenders off the dribble . . . solid one-on-one defender . . . has excellent quickness.

BIO UPDATES

- Turned in a brilliant shooting performance against UT Arlington on Nov. 26, as he finished 3-for-5 from 3-point range en route to leading Samford to a key 71-69 non-conference victory.
- Provided a spark off the bench against third-ranked Kentucky on Dec. 20 as he scored seven points on 2-of-3 shooting from the floor. He was also 2-for-2 from the free-throw line.
- Only played 18 minutes versus Jacksonville on Nov. 18, but finished with seven points, two rebounds and an assist.
- Scored six points and added three rebounds against UTSA on Dec. 5. Both of his field goals came from 3-point range.
- Tallied five points on 2-of-3 shooting from the field versus Lindsey Wilson on Dec. 10. In the Bulldogs' 82-56 victory, he also added a steal in 12 minutes of playing time.
- Scored four points and added a pair of rebounds against The Citadel on Jan. 7. He also knocked down a key 3-pointer.

BULLDOG BITES

Born Dec. 13, 1989 . . . son of Danielle and Steven Kelley . . . majoring in sports administration with a minor in business.

SEASON HIGHS

Points 9, at UT Arlington, Nov. 26, 2011
 Rebounds 4, vs. Spring Hill, Dec. 17, 2011
 Assists 2, at Sam Houston State, Dec. 28, 2011
 Field Goals 3, at UT Arlington, Nov. 26, 2011
 Free Throws 2, at Sam Houston State, Dec. 28, 2011
 3-point Field Goals . . 3, at UT Arlington, Nov. 26, 2011
 Steals 1, vs. Lindsey Wilson, Dec. 10, 2011
 Blocks 0
 Minutes 21, at UT Arlington, Nov. 26, 2011



DID YOU KNOW?

Kaylin Johnson was also a prep standout in track and field, and ran a sizzling 10.98 in the 100-meter dash.

CAREER HIGHS

Points 20, at Georgia State, Nov. 27, 2010
 Rebounds 5, at Wofford, Jan. 22, 2011
 Assists 4, vs. Appalachian State, Dec. 4, 2010
 Field Goals 6, at Georgia State, Nov. 27, 2010
 Free Throws 5, at Georgia State, Nov. 27, 2010
 3-point Field Goals . . 4, vs. Jacksonville, Nov. 24, 2010
 Steals 3, vs. UNC Greensboro, Dec. 5, 2009
 Blocks 1, vs. Davidson, Feb. 3, 2011
 Minutes 33, at Georgia State, Nov. 27, 2010

2011-12 SAMFORD BASKETBALL PLAYER BIOS



Hamilton Bailey

Guard, 6-4, 185 - Sophomore

Atlanta, Ga. - Holy Innocents' Episcopal School


15



Hard working wing player who possesses a variety of offensive skills . . . loves to play with his back to the basket and has a very soft touch around the goal.

BIO UPDATES

- Logged a career-high four minutes of playing time in the Bulldogs' 90-64 victory over Spring Hill on Dec. 17.
- Played three minutes against Sam Houston State on Dec. 28 and registered the first assist of his up-and-coming career.
- Earned his first playing time of the regular season on Dec. 1, against UTSA as he came in for the final minute of the game.
- Against Berry College in exhibition play on Nov. 7, he came off the bench to score five quick points in only six minutes of game action. He finished 1-for-1 from the field and a perfect 3-for-3 from the charity stripe.



BULLDOG BITES

Born June 9, 1992 . . . son of Erroll and Alise Bailey . . . his uncle Gus Bailey played for the New Orleans Jazz . . . majoring in business.

DID YOU KNOW?

Hamilton Bailey scored 39 points in his first game as a high school junior, which was only one point shy of the school record.

SEASON HIGHS

Points 0
 Rebounds 0
 Assists 1, at Sam Houston State, Dec. 28, 2011
 Field Goals 0
 Free Throws 0
 3-point Field Goals . . 0
 Steals 0
 Blocks 0
 Minutes 4, vs. Spring Hill, Dec. 17, 2011

CAREER HIGHS

Points 0
 Rebounds 0
 Assists 1, at Sam Houston State, Dec. 28, 2011
 Field Goals 0
 Free Throws 0
 3-point Field Goals . . 0
 Steals 0
 Blocks 0
 Minutes 4, vs. Spring Hill, Dec. 17, 2011

2011-12 SAMFORD BASKETBALL PLAYER BIOS



Gregg Wooten

Guard, 6-2, 190 - Junior

Memphis, Tenn. - Briarcrest Christian School

21



Talented “big” guard who has a great knack for finishing over and around bigger defenders at the rim . . . will be counted on for leadership despite his season-ending injury.

BIO UPDATES

- Suffered a lower leg injury during the preseason and will be forced to use a medical redshirt year.



BULLDOG BITES

Born Jan. 18, 1991 . . . son of Jackie and Robert Wooten . . . older sister Kristin played basketball at the Univ. of Memphis.

SEASON HIGHS

Points	0
Rebounds	0
Assists	0
Field Goals	0
Free Throws	0
3-point Field Goals . .	0
Steals	0
Blocks	0
Minutes	0

DID YOU KNOW?

Gregg Wooten finished his illustrious prep career at Briarcrest Christian School as the program’s all-time assist leader (325).

CAREER HIGHS

Points	14, vs. Western Carolina, Dec. 2, 2010
Rebounds	5, vs. Western Carolina, Dec. 2, 2010
Assists	5, vs. Chattanooga, Feb. 26, 2011
Field Goals	6, at Georgia Southern, Feb. 5, 2011
Free Throws	7, at Georgia State, Nov. 27, 2010
3-point Field Goals . .	2, vs. Middle Tennessee, Nov. 20, 2010
Steals	3, vs. Eastern Michigan, Dec. 31, 2010
Blocks	1, vs. Spring Hill, Dec. 12, 2009
Minutes	31, at UTSA, Dec. 20, 2010

2011-12 SAMFORD BASKETBALL PLAYER BIOS



Matthew Friday
Center, 6-8, 235 - Senior
Grapevine, Texas - Colleyville Heritage HS

23



Experienced post player who will be counted on for physical play around the basket . . . worked very hard in the offseason to improve his strength and conditioning . . . excellent defender and passer.

BIO UPDATES

- Turned in his best game of the season on Dec. 10, as he finished with nine points, three steals, two rebounds and a pair of assists against Lindsey Wilson. He went 4-for-7 from the field and knocked down a key 3-point basket.
- Proved to be a key asset for the Bulldogs against third-ranked Kentucky as he finished with eight points, four assists, three rebounds and two steals on Dec. 20.
- Came off the bench to provide a spark for the 'Dogs against Appalachian State on Jan. 5, as he tallied eight points, four steals and three rebounds in 19 minutes of action.
- Scored 7 points and added 3 rebounds, an assist, a steal and a blocked shot at Sam Houston State on Dec. 28.
- Tallied six points, five rebounds and finished a perfect 3-for-3 from the field against The Citadel on Jan. 7.

BULLDOG BITES

Born Feb. 13, 1989 . . . son of Tracy and Lee Friday . . . older brother Bryan played from 2006-10 on Samford's basketball team.

SEASON HIGHS

Points 9, vs. Lindsey Wilson, Dec. 10, 2011
 Rebounds 5, at The Citadel, Jan. 7, 2012
 Assists 4, at #3 Kentucky, Dec. 20, 2011
 Field Goals 4, vs. Appalachian State, Jan. 5, 2012
 Free Throws 1, vs. Spring Hill, Dec. 17, 2011
 3-point Field Goals . . 1, at Sam Houston State, Dec. 28, 2011
 Steals 4, vs. Appalachian State, Jan. 5, 2012
 Blocks 3, vs. Youngstown State, Nov. 12, 2011
 Minutes 19, vs. Appalachian State, Jan. 5, 2012



DID YOU KNOW?

Matthew Friday was Samford's first commitment of the 2007-08 recruiting class. He signed with the Bulldogs on Nov. 8, 2006.

CAREER HIGHS

Points 9, vs. Lindsey Wilson, Dec. 10, 2011
 Rebounds 12, vs. Spring Hill, Nov. 17, 2008
 Assists 5, at Chattanooga, Feb. 10, 2010
 Field Goals 4, vs. Appalachian State, Jan. 5, 2012
 Free Throws 2, vs. Davidson, Feb. 3, 2011
 3-point Field Goals . . 1, at Sam Houston State, Dec. 28, 2011
 Steals 4, vs. Appalachian State, Jan. 5, 2012
 Blocks 3, vs. Youngstown State, Nov. 12, 2011
 Minutes 33, vs. Chattanooga, Feb. 20, 2010

2011-12 SAMFORD BASKETBALL PLAYER BIOS



Will Cook

Guard, 6-4, 185 - Sophomore

Dallas, Texas - Hillcrest High School


24



Athletic guard/forward who has worked hard to improve his ball-handling . . . excels at slashing to the basket and finishing in traffic.

BIO UPDATES

- Registered his third straight career-high performance on Dec. 7 against Mercer as he nearly compiled a double-double with 17 points and eight rebounds. He also handed out four assists and finished 6-of-6 from the free-throw line.
- Turned in a career-high total in points for the second straight game on Dec. 1 against Western Carolina as he finished with 12 points on 4-of-6 shooting from the field. All four of his field goals came from beyond the arc.
- Tallied a then career-high 11 points, 7 rebounds, 2 assists and a steal in the Bulldogs' 71-69 victory at UT Arlington on Nov. 26. He also knocked down a pair of key 3-point baskets.
- Poured in 14 points on 4-of-5 shooting against Spring Hill on Dec. 17 and also added two rebounds and a steal.
- Turned in one of his best all-around games of the season Jan. 7 at The Citadel as he finished with 13 points, seven rebounds and recorded a 5-of-6 performance from the field.



BULLDOG BITES

Born Sept. 19, 1991 . . . son of Nancy and William Cook . . . his father played football at Kansas . . . undeclared major.

DID YOU KNOW?

Will Cook was bitten by a poisonous copperhead snake in early October and was forced to spend two nights in Intensive Care.

SEASON HIGHS

Points 17, vs. Mercer, Dec. 7, 2011
 Rebounds 8, vs. Mercer, Dec. 7, 2011
 Assists 4, vs. Mercer, Dec. 7, 2011
 Field Goals 5, at The Citadel, Jan. 7, 2012
 Free Throws 6, vs. Mercer, Dec. 7, 2011
 3-point Field Goals . . 4, vs. Western Carolina, Dec. 1, 2011
 Steals 1, at The Citadel, Jan. 7, 2012
 Blocks 1, at The Citadel, Jan. 7, 2012
 Minutes 40, vs. Mercer, Dec. 7, 2011

CAREER HIGHS

Points 17, vs. Mercer, Dec. 7, 2011
 Rebounds 8, vs. Mercer, Dec. 7, 2011
 Assists 4, vs. Mercer, Dec. 7, 2011
 Field Goals 5, at The Citadel, Jan. 7, 2012
 Free Throws 6, vs. Mercer, Dec. 7, 2011
 3-point Field Goals . . 4, vs. Western Carolina, Dec. 1, 2011
 Steals 2, vs. Furman, Feb. 19, 2011
 Blocks 1, at The Citadel, Jan. 7, 2012
 Minutes 40, vs. Mercer, Dec. 7, 2011

2011-12 SAMFORD BASKETBALL PLAYER BIOS



Devin McNeil

Guard, 6-0, 180 - Freshman

Birmingham, Ala. - Central Park Christian HS

25



Explosive point guard with superior athletic ability . . . has tremendous instincts as a classic penetrating and passing lead guard.

BIO UPDATES

- Due to a death in the family, he did not make the trip to The Citadel on Jan. 7. Raijon Kelly started in his place at PG.
- Scored a career-high 19 points on 7-of-15 shooting from the field against Western Carolina on Dec. 1. He came off the bench to play a career-high 31 minutes and added three 3-point field goals, three rebounds and a trio of assists.
- Finished with nine points, four assists and a rebound against Sam Houston State on Dec. 28. He shot 3-of-5 from the field and went 2-for-2 from 3-point range.
- Turned in a solid all-around game against Spring Hill on Dec. 17 as he finished with 8 points, 4 boards and 4 assists.
- In his first collegiate game, he scored eight points and grabbed six rebounds against Youngstown State on Nov. 12. He also logged 25 minutes and handed out an assist.
- Compiled seven points, three assists and a steal versus Mercer on Dec. 7. He also finished 2-for-2 from the free-throw line.

BULLDOG BITES

Born May 22, 1993 . . . parents are Evelyn and Derrick McNeil . . . undeclared major.

SEASON HIGHS

Points 19, vs. Western Carolina, Dec. 1, 2011
 Rebounds 6, vs. Youngstown State, Nov. 12, 2011
 Assists 7, vs. Georgia State, Nov. 22, 2011
 Field Goals 7, vs. Western Carolina, Dec. 1, 2011
 Free Throws 3, vs. Youngstown State, Nov. 12, 2011
 3-point Field Goals . . 3, vs. Western Carolina, Dec. 1, 2011
 Steals 4, at Maryland, Dec. 31, 2011
 Blocks 2, at Maryland, Dec. 31, 2011
 Minutes 31, vs. Western Carolina, Dec. 1, 2011



DID YOU KNOW?

Devin McNeil was named the Most Valuable Player of the National Association of Christian Athletes' annual tournament.

CAREER HIGHS

Points 19, vs. Western Carolina, Dec. 1, 2011
 Rebounds 6, vs. Youngstown State, Nov. 12, 2011
 Assists 7, vs. Georgia State, Nov. 22, 2011
 Field Goals 7, vs. Western Carolina, Dec. 1, 2011
 Free Throws 3, vs. Youngstown State, Nov. 12, 2011
 3-point Field Goals . . 3, vs. Western Carolina, Dec. 1, 2011
 Steals 4, at Maryland, Dec. 31, 2011
 Blocks 2, at Maryland, Dec. 31, 2011
 Minutes 31, vs. Western Carolina, Dec. 1, 2011

2011-12 SAMFORD BASKETBALL PLAYER BIOS



Levi Barnes

Center, 6-10, 215 - Sophomore

Douglasville, Ga. - Heirway Christian Academy

33



Physically talented center with a huge upside . . . one of the best overall athletes on the roster . . . excellent shot-blocker with great timing . . . has worked hard to improve his physicality.

BIO UPDATES

- Scored the first points of his young collegiate career on Dec. 17, as he knocked down a deep 3-point basket against Spring Hill. He logged eight minutes in the victory and added two rebounds and a pair of blocks.
- Accumulated a career-high four blocked shots against Jacksonville on Nov. 18, as he proved to be an imposing defensive force. He also added two rebounds and a pair of steals in a career-high 19 minutes of playing time.
- Tallied three blocks and an assist in 10 minutes of game action against Mercer on Dec. 7.
- Logged 10 minutes of playing time versus Berry College in the exhibition contest on Nov. 7, and finished the outing with four rebounds, three assists and a demonstrative baseline block.

BULLDOG BITES

Born March 19, 1991 . . . son of Stacy and Bill Barnes . . . majoring in English.

SEASON HIGHS

Points 3, vs. Spring Hill, Dec. 17, 2011
 Rebounds 2, vs. Spring Hill, Dec. 17, 2011
 Assists 1, at Maryland, Dec. 31, 2011
 Field Goals 1, vs. Spring Hill, Dec. 17, 2011
 Free Throws 0
 3-point Field Goals . . 1, vs. Spring Hill, Dec. 17, 2011
 Steals 2, at Jacksonville, Nov. 18, 2011
 Blocks 4, at Jacksonville, Nov. 18, 2011
 Minutes 19, at Jacksonville, Nov. 18, 2011



DID YOU KNOW?

Coming out of high school, Levi Barnes was named the top rebounder and shot-blocker in Georgia by Max Prep Sports.

CAREER HIGHS

Points 3, vs. Spring Hill, Dec. 17, 2011
 Rebounds 2, vs. Spring Hill, Dec. 17, 2011
 Assists 1, at Maryland, Dec. 31, 2011
 Field Goals 1, vs. Spring Hill, Dec. 17, 2011
 Free Throws 0
 3-point Field Goals . . 1, vs. Spring Hill, Dec. 17, 2011
 Steals 2, at Jacksonville, Nov. 18, 2011
 Blocks 4, at Jacksonville, Nov. 18, 2011
 Minutes 19, at Jacksonville, Nov. 18, 2011

2011-12 SAMFORD BASKETBALL PLAYER BIOS



Tyler Hood

**Forward, 6-6, 200 - Redshirt Freshman
Kingston, Tenn. - Lenoir City High School**

35



Talented power forward who redshirted last season . . . is expected to be an immediate contributor this year . . . one of the most complete offensive players on the team.

BIO UPDATES

- Turned in the best game of his young career on Dec. 7 against Mercer as he scored a personal-best 17 points and finished with a double-double by adding a career-high 10 rebounds. He also played a career-high 41 minutes.
- Tallied 16 points, three rebounds and a pair of key 3-point baskets against Maryland on Dec. 31, as he finished 7-of-11 from the field in 26 minutes of playing time.
- Led the Bulldogs in scoring versus Lindsey Wilson on Dec. 10, as he finished with 16 points, a career-high five assists and three rebounds in Samford's 82-56 victory. He registered a 6-of-10 performance from the field in the win.
- Made the first start of his collegiate career on Dec. 5 versus UTSA and scored 15 points on 6-of-11 shooting from the floor. He also recorded a career-high in 3-pointers (3).

BULLDOG BITES

Born April 1, 1992 . . . son of Tina and Greg Hood . . . majoring in exercise science.

SEASON HIGHS

Points 17, vs. Mercer, Dec. 7, 2011
Rebounds 10, vs. Mercer, Dec. 7, 2011
Assists 5, vs. Lindsey Wilson, Dec. 10, 2011
Field Goals 7, at Maryland, Dec. 31, 2011
Free Throws 5, vs. Spring Hill, Dec. 17, 2011
3-point Field Goals . . 3, vs. UTSA, Dec. 5, 2011
Steals 2, at The Citadel, Jan. 7, 2012
Blocks 2, vs. UTSA, Dec. 5, 2011
Minutes 41, vs. Mercer, Dec. 7, 2011



DID YOU KNOW?

Tyler Hood was nominated for McDonalds All-America honors after being named the 2009 district player of the year.

CAREER HIGHS

Points 17, vs. Mercer, Dec. 7, 2011
Rebounds 10, vs. Mercer, Dec. 7, 2011
Assists 5, vs. Lindsey Wilson, Dec. 10, 2011
Field Goals 7, at Maryland, Dec. 31, 2011
Free Throws 5, vs. Spring Hill, Dec. 17, 2011
3-point Field Goals . . 3, vs. UTSA, Dec. 5, 2011
Steals 2, at The Citadel, Jan. 7, 2012
Blocks 2, vs. UTSA, Dec. 5, 2011
Minutes 41, vs. Mercer, Dec. 7, 2011

2011-12 SAMFORD BASKETBALL BOX SCORES

Samford 87. Berry College 47

Nov. 7 - Pete Hanna Center, Birmingham, Ala.

Youngstown State 76. Samford 69

Nov. 12 - Pete Hanna Center, Birmingham, Ala.

EXHIBITION GAME

Berry College 47

#	Player	g	Total			3-Ptr			Rebounds			PF	TP	A	TO	Blk	Stl	Min
			FG-FGA	FG-FGA	FT-FTA	FG-FGA	FG-FGA	FT-FTA	Off	Def	Tot							
01	Nassar Almulla	g	2-14	2-10	4-6	0	4	4	3	10	2	6	0	0	0	0	31	
04	Mac Whalen	g	4-8	4-5	1-2	1	6	7	3	13	3	2	0	0	0	37		
11	Michael Schulte	g	1-5	0-2	1-3	1	0	1	4	3	0	5	0	0	0	26		
20	Hunter Smoak	g	1-6	0-2	0-0	0	1	1	2	2	3	0	0	0	0	31		
21	Cody Marsh	g	2-3	0-0	1-1	1	1	2	1	5	0	1	0	0	0	26		
10	Lake Graham	g	4-8	0-0	4-5	1	3	4	4	12	1	4	0	0	0	26		
32	Zach Randolph	g	0-0	0-0	0-0	0	0	0	2	0	0	1	0	0	0	8		
33	Alex Smith	g	1-3	0-1	0-0	0	1	1	2	2	2	2	0	0	0	15		
Team						2			9									
Totals			15-47	6-20	11-17	6	23	29	21	47	10	24	0	3	200			
FG % 1st Half: 6-23			26.1%	2nd half: 9-24	37.5%	Game: 15-47			31.9%	Deadball Rebounds								
3FG % 1st Half: 4-12			33.3%	2nd half: 2-8	25.0%	Game: 6-20			30.0%	4								
FT % 1st Half: 7-9			77.8%	2nd half: 4-8	50.0%	Game: 11-17			64.7%									

Samford 87

#	Player	g	Total			3-Ptr			Rebounds			PF	TP	A	TO	Blk	Stl	Min
			FG-FGA	FG-FGA	FT-FTA	FG-FGA	FG-FGA	FT-FTA	Off	Def	Tot							
12	PETERSON, John	f	3-5	0-2	3-4	0	3	3	1	9	2	0	0	2	1	17		
01	WINDLER, Drew	c	5-7	1-2	0-0	1	3	4	3	11	0	2	1	1	0	27		
05	MERRITT, Jeffrey	g	1-4	0-1	1-2	0	4	4	2	3	3	2	0	1	20			
24	COOK, Will	g	1-2	0-1	1-2	1	3	4	1	3	0	2	0	2	18			
25	McNEIL, Devin	g	4-10	3-6	1-2	1	2	3	0	12	3	1	0	1	21			
02	HAYMAN, Brandon	g	4-6	0-1	2-3	2	5	7	1	10	1	0	0	1	16			
11	KELLY, Rajion	g	4-8	1-3	0-0	0	3	3	1	9	2	2	0	2	23			
14	JOHNSON, Kaylin	g	3-6	0-3	1-1	1	0	1	3	7	2	0	1	1	19			
15	BAILEY, Hamilton	g	1-1	0-0	3-3	0	1	1	1	5	0	0	0	0	6			
23	FRIDAY, Matthew	g	2-6	0-2	0-0	2	0	2	1	4	2	1	0	0	13			
33	BARNES, Levi	g	2-6	0-3	0-0	2	2	4	1	4	3	0	1	0	10			
35	HOOD, Tyler	g	4-6	1-2	1-3	1	1	2	1	10	1	1	0	2	20			
Team						2			3									
Totals			34-67	6-26	13-20	13	28	41	16	87	19	11	3	14	200			
FG % 1st Half: 14-30			46.7%	2nd half: 20-37	54.1%	Game: 34-67			50.7%	Deadball Rebounds								
3FG % 1st Half: 2-12			16.7%	2nd half: 4-14	28.6%	Game: 6-26			23.1%	4								
FT % 1st Half: 10-17			58.8%	2nd half: 3-3	100.0%	Game: 13-20			65.0%									

Officials: Kyle Chambers, Kevin Mathis and Timothy Andrews
 Technical fouls: Berry College-None. Samford-None.
 Attendance: 705

Score by periods

	1st	2nd	Total
Berry College	23	24	47
Samford	40	47	87

	Points	In Point	Off T/O	2nd Chance	Fast Break	Bench
BCM	12	10	3	0	14	
SAM	48	21	12	0	49	

GAME #1

Youngstown State 76 • 1-0

#	Player	g	Total			3-Ptr			Rebounds			PF	TP	A	TO	Blk	Stl	Min
			FG-FGA	FG-FGA	FT-FTA	FG-FGA	FG-FGA	FT-FTA	Off	Def	Tot							
21	EARGLE, Damian	f	7-11	0-0	3-7	5	3	8	2	17	1	1	6	1	32			
23	BROOKS, DuShawn	f	3-8	0-1	0-0	0	3	3	6	5	6	2	0	0	29			
01	ALLEN, Blake	g	3-10	3-6	3-6	0	5	5	1	12	0	3	0	0	35			
03	PERRY, Kendrick	g	9-17	4-7	6-8	0	3	3	3	28	4	2	0	4	38			
20	WARD, Ashen	g	4-11	1-4	2-3	0	5	8	1	11	1	1	0	1	33			
04	AMIKER, Shawn	g	0-1	0-1	0-0	0	0	0	0	0	0	0	0	0	2			
05	PERRY, Nate	g	0-0	0-0	0-0	0	0	0	0	2	0	0	0	0	6			
11	COLE, DJ	g	0-0	0-0	0-0	0	0	0	0	0	1	0	0	0	4			
14	CHOJNACKI, Josh	g	1-2	0-1	0-2	0	0	0	0	2	2	1	0	0	19			
22	ZUIKER, Cale	g	0-0	0-0	0-0	0	0	0	0	0	0	0	0	0	1			
34	PODOLSKY, Mike	g	0-0	0-0	0-0	0	0	0	0	0	0	0	0	0	1			
Team						1			3									
Totals			27-60	8-20	14-26	12	22	34	16	76	10	8	6	8	200			
FG % 1st Half: 11-28			39.3%	2nd half: 16-32	50.0%	Game: 27-60			45.0%	Deadball Rebounds								
3FG % 1st Half: 5-12			41.7%	2nd half: 3-8	37.5%	Game: 8-20			40.0%	6								
FT % 1st Half: 2-8			25.0%	2nd half: 12-18	66.7%	Game: 14-26			53.8%									

Samford 69 • 0-1

#	Player	g	Total			3-Ptr			Rebounds			PF	TP	A	TO	Blk	Stl	Min
			FG-FGA	FG-FGA	FT-FTA	FG-FGA	FG-FGA	FT-FTA	Off	Def	Tot							
12	PETERSON, John	f	3-4	0-0	1-2	1	2	3	4	7	0	0	0	0	15			
01	WINDLER, Drew	c	1-5	0-2	2-2	1	2	3	4	4	2	3	0	1	27			
05	MERRITT, Jeffrey	g	4-7	1-2	2-4	2	8	10	3	11	2	2	0	1	36			
24	COOK, Will	g	4-7	2-5	0-0	1	4	5	4	10	0	2	0	0	23			
25	McNEIL, Devin	g	2-6	1-4	3-4	2	4	6	2	8	1	3	0	0	25			
02	HAYMAN, Brandon	g	0-0	0-0	0-0	0	0	0	0	0	0	0	0	0	2			
11	KELLY, Rajion	g	7-12	4-7	0-0	1	2	3	3	18	5	3	0	0	28			
14	JOHNSON, Kaylin	g	1-3	1-1	0-0	0	1	1	1	3	0	2	0	0	16			
23	FRIDAY, Matthew	g	1-4	0-1	0-0	0	1	1	0	2	2	1	3	1	13			
35	HOOD, Tyler	g	2-7	1-2	1-1	1	0	1	0	6	2	2	0	1	15			
Team						1			3									
Totals			25-55	10-24	9-13	10	27	37	21	69	14	18	3	4	200			
FG % 1st Half: 13-23			56.5%	2nd half: 12-32	37.5%	Game: 25-55			45.5%	Deadball Rebounds								
3FG % 1st Half: 5-10			50.0%	2nd half: 5-14	35.7%	Game: 10-24			41.7%	2								
FT % 1st Half: 1-3			33.3%	2nd half: 8-10	80.0%	Game: 9-13			69.2%	3								

Officials: Gary Maxwell, Raymond Natili and Dan Stryfeler
 Technical fouls: Youngstown State-None. Samford-None.
 Attendance: 873

Score by periods

	1st	2nd	Total
Youngstown State	29	47	76
Samford	32	37	69

	Points	In Point	Off T/O	2nd Chance	Fast Break	Bench
YSU	26	22	15	0	2	
SAM	16	4	11	0	29	

Jacksonville 70. Samford 57

Nov. 18 - JVM Arena, Jacksonville, Fla.

Georgia State 55. Samford 47

Nov. 22 - Pete Hanna Center, Birmingham, Ala.

GAME #2

Samford 57 • 0-2

#	Player	g	Total			3-Ptr			Rebounds			PF	TP	A	TO	Blk	Stl	Min
			FG-FGA	FG-FGA	FT-FTA	FG-FGA	FG-FGA	FT-FTA	Off	Def	Tot							
12	PETERSON, John	f	3-6	0-2	0-0	2	0	2	3	6	0	1	0	1	27			
01	WINDLER, Drew	c	0-4	0-4	0-0	2	2	4	4	0	2	1	1	3	22			
05	MERRITT, Jeffrey	g	9-14	3-4	1-1	1	3	4	2	22	0	1	1	0	34			
24	COOK, Will	g	2-5	2-4	3-5	2	4	6	0	9	1	1	0	1	20			
25	McNEIL, Devin	g	1-5	1-2	0-0	0	3	3	1	3	5	1	0	1	27			
02	HAYMAN, Brandon	g	1-2	0-1	0-0	0	1	1	0	2	1	1	0	0	4			
11	KELLY, Rajion	g	2-7	0-4	0-0	1	1	2	4	2	2	0	1	1	21			
14	JOHNSON, Kaylin	g	2-7	1-4	2-4	0	2	2	0	7	1	3	0	0	18			
33	BARNES, Levi	g	0-2	0-1	0-0	0	1	2	0	0	1	4	2	19				
35	HOOD, Tyler	g	1-2	0-1	2-2	0	1	1	0	4	0	1	0	0	8			
Team						0			0									
Totals			21-54	7-27	8-12	9	18	27	14	57	12	13	6	9	200			
FG % 1st Half: 10-31			32.3%	2nd half: 11-23	47.8%	Game: 21-54			38.9%	Deadball Rebounds								
3FG % 1st Half: 2-13			15.4%	2nd half: 5-14	35.7%	Game: 7-27			25.9%	1								
FT % 1st Half: 3-5			60.0%	2nd half: 5-7	71.4%	Game: 8-12			66.7%									

Jacksonville 70 • 1-2

#	Player	g	Total			3-Ptr			Rebounds			PF	TP	A	TO	Blk	Stl	Min
			FG-FGA	FG-FGA	FT-FTA	FG-FGA	FG-FGA	FT-FTA	Off	Def	Tot							
21	GRAHAM, Delwan	f	2-5	0-1	3-3	0	5	5	1	7	3	1	1	0	26			
42	POWELL, Glenn	f	6-8	0-0	2-2	1	5	6	3	14	0	2	1	1	31			
02	POWELL, Russell	g	3-6	0-2	0-0	2	2	4	3	6	7	2	0	1	30			
11	DAVIS, Chris	g	4-6	2-3	1-1	3	3	6	2	11	0	1	0	1	20			
15	CABELL, Aloys	g	6-10	4-4	1-2	0	2	2	1	17	2	1	0	0	26			
01	BOGUS, Jeremy	g	0-1	0-1	0-0	0	1	1	0	0								

2011-12 SAMFORD BASKETBALL BOX SCORES

Samford 71, UT Arlington 69 Nov. 26 - Texas Hall, Arlington, Texas

GAME #4

Samford 71 • 1-3

#	Player	Total			3-Ptr			Rebounds			PF	TP	A	TO	Blk	Stl	Min
		FG	FGA	FT	FTA	Off	Def	Tot	Off	Def							
12	PETERSON, John	f	2-4	1-3	4-6	0	0	0	3	9	2	1	0	0	0	24	
01	WINDLER, Drew	c	5-6	4-5	2-3	1	2	3	16	3	1	1	0	0	21		
05	MERRITT, Jeffrey	g	5-6	4-5	1-4	2	5	7	3	15	5	3	0	1	34		
24	COOK, Will	g	3-9	2-8	3-6	1	6	7	2	11	2	2	0	1	31		
25	McNEIL, Devin	g	0-1	0-1	0-0	1	1	2	3	0	0	4	1	1	14		
02	HAYMAN, Brandon	g	0-0	0-0	0-0	0	0	0	1	0	0	0	0	0	3		
11	KELLY, Rajion	g	3-7	1-5	0-0	1	1	2	4	7	3	2	0	0	25		
14	JOHNSON, Kaylin	g	3-5	3-5	0-0	1	1	2	9	0	4	0	0	0	21		
23	FRIDAY, Matthew	g	1-3	0-1	0-0	3	2	5	2	3	2	1	1	1	17		
33	BARNES, Levi	g	0-1	0-1	0-0	0	0	0	1	0	0	0	0	0	2		
35	HOOD, Tyler	g	1-3	0-2	0-1	0	0	0	1	2	1	1	0	0	8		
Team						0	4	4									
Totals			23-45	15-36	10-20	10	21	31	25	71	19	20	3	4	200		

FG % 1st Half: 14-23 60.9% 2nd half: 9-22 40.9% Game: 23-45 51.1%
 3FG % 1st Half: 9-18 50.0% 2nd half: 6-18 33.3% Game: 15-36 41.7%
 FT % 1st Half: 3-6 50.0% 2nd half: 7-14 50.0% Game: 10-20 50.0%

UT Arlington 69 • 3-2

#	Player	Total			3-Ptr			Rebounds			PF	TP	A	TO	Blk	Stl	Min
		FG	FGA	FT	FTA	Off	Def	Tot	Off	Def							
01	Ingram, Bo	f	3-6	1-3	2-3	3	4	7	3	9	0	2	0	0	0	25	
24	Butler, Kevin	f	3-4	2-2	6-6	0	3	3	4	14	0	0	0	2	23		
55	Reves, Jordan	c	2-5	0-0	4-4	2	4	6	3	8	0	2	1	0	26		
12	White-Miller, Shaq	g	2-6	2-4	0-2	0	1	1	2	6	3	4	0	0	24		
31	Reed, LaMarcus	g	6-15	1-5	4-5	2	1	3	3	17	2	0	0	0	33		
04	Redmon, Jorge	g	1-4	0-2	0-0	0	0	0	1	2	1	0	0	0	12		
05	Lagerson, Stuart	g	0-0	0-0	2-2	0	1	1	1	2	0	0	0	0	13		
10	Gay, Bradley	g	1-4	1-2	0-0	0	1	1	1	3	2	2	0	1	12		
25	Catlett, Cameron	g	2-5	0-0	1-2	1	1	2	2	5	2	3	0	2	18		
35	Edwards, Brandon	g	1-3	0-0	1-1	1	2	3	2	3	1	1	0	0	14		
Team						4	2	6									
Totals			21-52	7-18	20-25	13	20	33	22	69	11	14	1	6	200		

FG % 1st Half: 9-23 39.1% 2nd half: 12-29 41.4% Game: 21-52 40.4%
 3FG % 1st Half: 4-12 33.3% 2nd half: 3-6 50.0% Game: 7-18 38.9%
 FT % 1st Half: 10-11 90.9% 2nd half: 10-14 71.4% Game: 20-25 80.0%

Officials: Brent Meaux, George Washington, Marques Pettigrew
 Technical fouls: Samford-None. UT Arlington-None.
 Attendance: 572

Score by periods	1st	2nd	Total
Samford	40	31	71
UT Arlington	32	37	69

	In	Off	2nd	Fast	Bench
Points	Point	T/O	Chance	Break	
SAM	10	18	2	0	20
UTA	26	24	18	6	15

Western Carolina 75, Samford 71 Dec. 1 - Pete Hanna Center, Birmingham, Ala.

GAME #5

Western Carolina 75 • 4-4, 1-0 SoCon

#	Player	Total			3-Ptr			Rebounds			PF	TP	A	TO	Blk	Stl	Min
		FG	FGA	FT	FTA	Off	Def	Tot	Off	Def							
32	KING, Tawaski	f	2-3	0-0	2-3	1	1	2	4	6	1	0	0	0	0	13	
40	ROSS, Preston	f	1-3	0-2	0-0	1	3	4	2	2	2	1	0	3	23		
05	SUMLER, Trey	g	2-9	0-1	11-12	4	7	11	1	15	5	4	0	1	38		
22	MOTOMBO, Harouna	g	8-15	1-3	1-3	2	3	5	2	18	2	3	0	2	36		
24	BUGGS, Brandon	g	6-12	2-4	3-5	2	4	6	2	17	2	1	0	1	39		
01	HALL, Kenneth	g	0-1	0-0	0-0	0	0	0	2	0	0	0	0	0	10		
04	COLE, Keaton	g	4-9	4-7	3-5	0	0	0	0	15	0	1	0	0	22		
25	SINCLAIR, James	g	0-0	0-0	0-0	0	1	1	0	0	1	0	0	0	2		
33	HOLLIS, Ishmael	g	1-3	0-1	0-0	1	2	3	3	2	0	0	0	1	17		
Team						1	6	7									
Totals			24-55	7-18	20-28	12	27	39	16	75	13	11	2	8	200		

FG % 1st Half: 12-27 44.4% 2nd half: 12-28 42.9% Game: 24-55 43.6%
 3FG % 1st Half: 4-9 44.4% 2nd half: 3-9 33.3% Game: 7-18 38.9%
 FT % 1st Half: 12-17 70.6% 2nd half: 8-11 72.7% Game: 20-28 71.4%

Samford 71 • 1-4, 0-1 SoCon

#	Player	Total			3-Ptr			Rebounds			PF	TP	A	TO	Blk	Stl	Min
		FG	FGA	FT	FTA	Off	Def	Tot	Off	Def							
12	PETERSON, John	f	2-7	0-4	1-2	1	2	3	5	1	1	0	0	0	22		
01	WINDLER, Drew	c	6-15	2-6	6-11	2	5	7	3	20	0	5	2	1	28		
05	MERRITT, Jeffrey	g	0-7	0-4	0-0	2	6	8	4	0	4	2	2	0	27		
11	KELLY, Rajion	g	0-0	0-0	2-2	0	0	0	3	2	1	0	0	1	19		
24	COOK, Will	g	4-6	4-6	0-0	2	3	5	1	12	1	1	0	0	30		
02	HAYMAN, Brandon	g	1-1	0-0	1-1	1	0	1	2	3	0	1	0	1	3		
14	JOHNSON, Kaylin	g	0-1	0-1	0-0	0	1	1	2	0	0	1	0	0	13		
23	FRIDAY, Matthew	g	1-1	0-0	0-0	1	1	2	1	2	1	0	0	1	9		
25	McNEIL, Devin	g	7-15	3-6	2-3	0	3	3	19	3	2	1	0	31			
33	BARNES, Levi	g	0-0	0-0	0-0	0	0	0	0	0	0	0	0	1	3		
35	HOOD, Tyler	g	3-5	0-1	2-3	2	0	2	2	8	0	0	0	0	15		
Team						2	2	4									
Totals			24-58	9-28	14-22	13	23	36	24	71	11	13	6	4	200		

FG % 1st Half: 11-28 39.3% 2nd half: 13-30 43.3% Game: 24-58 41.4%
 3FG % 1st Half: 4-13 30.8% 2nd half: 5-15 33.3% Game: 9-28 32.1%
 FT % 1st Half: 12-17 70.6% 2nd half: 2-5 40.0% Game: 14-22 63.6%

Officials: Ron Groover, Kyle Chambers and John Healy
 Technical fouls: Western Carolina-None. Samford-None.
 Attendance: 821

Score by periods	1st	2nd	Total
Western Carolina	40	35	75
Samford	38	33	71

	In	Off	2nd	Fast	Bench
Points	Point	T/O	Chance	Break	
WCU	22	12	6	0	17
SAM	20	10	15	0	32

UTSA 74, Samford 52 Dec. 5 - Pete Hanna Center, Birmingham, Ala.

GAME #6

UTSA 74 • 5-4

#	Player	Total			3-Ptr			Rebounds			PF	TP	A	TO	Blk	Stl	Min
		FG	FGA	FT	FTA	Off	Def	Tot	Off	Def							
01	Franklin, Stephen	f	4-8	0-0	2-3	4	4	8	2	10	2	2	1	2	28		
12	Hill, Jeromie	f	8-10	2-2	2-2	1	3	4	0	20	0	1	0	6	35		
04	Paye, Sei	g	2-3	0-0	1-2	0	5	5	0	5	3	0	1	0	40		
22	Burrage, Kannon	g	6-10	1-2	3-3	0	2	2	2	16	2	3	0	0	27		
31	Johnson III, Melvin	g	3-8	0-3	1-1	0	5	5	1	7	5	2	0	1	30		
13	Nujic, Igor	g	1-1	0-0	0-0	0	0	0	0	2	0	1	0	1	6		
14	Vouyoukas, Alex	g	5-6	0-0	1-1	1	1	2	2	11	0	0	1	0	16		
32	Sims, Jordan	g	1-4	1-4	0-0	0	2	2	2	3	0	0	0	0	16		
42	Wood, Tyler	g	0-0	0-0	0-0	0	0	0	0	0	0	0	0	0	2		
Team						1	3	4									
Totals			30-50	4-11	10-12	7	25	32	9	74	14	12	2	11	200		

FG % 1st Half: 11-25 44.0% 2nd half: 19-25 76.0% Game: 30-50 60.0%
 3FG % 1st Half: 1-5 20.0% 2nd half: 3-6 50.0% Game: 4-11 36.4%
 FT % 1st Half: 3-3 100.0% 2nd half: 7-9 77.8% Game: 10-12 83.3%

Samford 52 • 1-5

#	Player	Total			3-Ptr			Rebounds			PF	TP	A	TO	Blk	Stl	Min
		FG	FGA	FT	FTA	Off	Def	Tot	Off	Def							
35	HOOD, Tyler	f	6-11	3-5	0-1	4	3	7	2	15	3	3	2	0	27		
01	WINDLER, Drew	c	1-6	1-5	2-2	0	1	1	4	5	4	5	0	3	21		
05	MERRITT, Jeffrey	g	2-6	2-4	3-4	3	2	5	0	9	1	0	0	0	26		
11	KELLY, Rajion	g	1-8	1-6	1-2	0	1	1	4	1	1	0	0	0	24		
24	COOK, Will	g	3-9	2-7	0-0	1	4	5	3	8	1	0	0	1	33		
02	HAYMAN, Brandon	g	1-1	0-0	0-0	0	0	0	0	2	0	1	0	0	5		
10	MILLER, Connor	g	0-2	0-2	0-0	0	0	0	1	0	0	0	0	0	9		
14	JOHNSON, Kaylin	g	2-5	2-5	0-0	0	3	3	0	6	0	1	0	0	11		
15	BAILEY, Hamilton	g	0-0	0-0	0-0	0	0	0	0	0	0	0	0	0	1		
23	FRIDAY, Matthew	g	0-0	0-0	0-0	1	1	2	1	0	0	2	0	0	9		
25	McNEIL, Devin	g	1-5	1-5	0-0	1	0	1	1	3	3	2	0	1	19		
33	BARNES, Levi	g	0-0	0-0	0-0	0	1	1	1	0	0	1	0	1	15		
Team						0	0	0									
Totals			17-53	12-39	6-9	10	16	26	14	52	13	16	2	6	200		

2011-12 SAMFORD BASKETBALL BOX SCORES

Samford 82, Lindsey Wilson 56

Dec. 10 - Pete Hanna Center, Birmingham, Ala.

GAME #8

Lindsey Wilson 56 • 7-3

#	Player	Total			3-Ptr			Rebounds			PF	TP	A	TO	Blk	Stl	Min
		FG-FGA	FG-FGA	FT-FTA	FG-FGA	FG-FGA	FT-FTA	Off	Def	Tot							
31	Darren Ballou	f	1-7	1-4	0-0	2	3	5	0	3	1	1	0	1	30		
32	Charles Baker	c	3-8	1-3	0-0	0	0	0	5	7	1	2	0	1	31		
11	Milos Petrovic	f	2-5	0-0	2-2	2	2	4	1	6	1	1	0	0	11		
01	Kalen Kimberland	g	3-7	1-2	3-8	2	2	4	1	10	1	2	0	0	36		
12	Justin Archie	g	5-10	0-3	5-8	1	3	4	1	15	3	2	0	2	31		
02	Giorgos Pramagioulis	g	0-1	0-0	0-0	0	0	0	0	0	0	0	0	0	2		
15	Wesley Hanspard	g	3-4	0-0	0-0	2	2	2	2	6	0	2	0	3	17		
24	Tony Horne	g	0-2	0-0	0-0	0	0	0	0	0	0	0	0	0	1		
30	Chase Cox	g	2-8	2-7	0-0	1	0	1	1	6	2	1	0	2	20		
33	Josh White	g	1-3	0-0	1-2	2	5	7	1	3	0	2	0	0	21		
Team						0	1	1									
Totals			20-55	5-19	11-20	12	16	28	12	56	9	13	0	9	200		

FG % 1st Half: 10-29 34.5% 2nd half: 10-26 38.5% Game: 20-55 36.4%
 3FG % 1st Half: 3-12 25.0% 2nd half: 2-7 28.6% Game: 5-19 26.3%
 FT % 1st Half: 2-4 50.0% 2nd half: 9-16 56.3% Game: 11-20 55.0%

Samford 82 • 2-6

#	Player	Total			3-Ptr			Rebounds			PF	TP	A	TO	Blk	Stl	Min
		FG-FGA	FG-FGA	FT-FTA	FG-FGA	FG-FGA	FT-FTA	Off	Def	Tot							
35	HOOD, Tyler	f	6-10	2-5	2-2	1	2	3	3	16	5	2	1	0	32		
01	WINDLER, Drew	c	6-8	2-3	1-2	0	2	2	4	15	0	1	0	0	20		
05	MERRITT, Jeffrey	g	4-6	3-4	0-2	0	10	10	1	11	3	3	0	0	30		
24	COOK, Will	g	1-2	0-0	0-0	0	6	6	2	2	1	1	0	0	21		
25	McNEIL, Devin	g	1-4	0-1	0-0	0	0	0	1	2	2	0	0	0	15		
02	HAYMAN, Brandon	g	5-8	0-0	0-0	3	1	4	0	10	1	0	0	0	10		
10	MILLER, CONNOR	g	1-5	1-4	0-0	2	2	2	2	3	3	1	0	0	17		
11	KELLY, Rajion	g	4-4	1-1	0-0	0	2	2	3	9	4	3	1	0	20		
14	JOHNSON, Kaylin	g	2-3	1-2	0-0	0	0	0	1	5	0	1	0	1	12		
15	BAILEY, Hamilton	g	0-0	0-0	0-0	0	0	0	1	0	0	0	0	0	3		
23	FRIDAY, Matthew	g	4-7	1-1	0-0	2	2	2	0	9	2	1	0	3	17		
33	BARNES, Levi	g	0-0	0-0	0-0	0	0	0	0	0	0	0	1	0	3		
Team						2	2	4									
Totals			34-57	11-21	3-6	8	27	35	18	82	21	13	3	4	200		

FG % 1st Half: 16-28 57.1% 2nd half: 18-29 62.1% Game: 34-57 59.6%
 3FG % 1st Half: 5-12 41.7% 2nd half: 6-9 66.7% Game: 11-21 52.4%
 FT % 1st Half: 1-2 50.0% 2nd half: 2-4 50.0% Game: 3-6 50.0%

Officials: T Jerome Hall, Carl Pundt and Byron Evans
 Technical fouls: Lindsey Wilson-None. Samford-None.
 Attendance: 972

Score by periods	1st	2nd	Total
Lindsey Wilson	25	31	56
Samford	38	44	82

Points	In	Off	2nd	Fast	Bench
LWC	Paint	T/O	Chance	Break	
SAM	14	15	7	0	15
UK	28	19	12	0	36

Samford 90, Spring Hill 64

Dec. 17 - Pete Hanna Center, Birmingham, Ala.

GAME #9

Spring Hill 64 • 7-3

#	Player	Total			3-Ptr			Rebounds			PF	TP	A	TO	Blk	Stl	Min
		FG-FGA	FG-FGA	FT-FTA	FG-FGA	FG-FGA	FT-FTA	Off	Def	Tot							
15	Frederick Gatson	f	3-8	0-1	0-1	3	3	6	2	6	1	3	1	0	21		
41	Jake Thelen	c	5-8	0-0	5-8	5	5	10	1	15	1	2	1	1	24		
04	Todd Martin	g	6-8	4-5	0-0	0	0	0	2	16	1	1	0	0	21		
12	Stephen Burches	g	0-3	0-1	0-0	0	0	0	0	4	0	2	1	0	12		
25	Brett Williams	g	4-5	2-6	0-0	2	2	2	10	2	2	0	0	26			
00	Halen Butler	g	1-5	1-4	0-0	0	0	1	1	2	3	1	0	0	11		
05	Steve Edwards	g	0-2	0-2	0-0	0	0	0	0	0	0	0	0	0	3		
11	Neal Apetrei	g	0-0	0-0	0-1	0	0	0	0	0	0	1	0	0	2		
14	Tyler Schwab	g	1-3	1-3	0-0	0	3	3	0	3	8	1	0	0	26		
22	Charles Gordon	g	0-4	0-0	0-0	2	2	4	2	0	0	0	0	0	17		
32	Alex Looney	g	2-10	1-3	4-4	5	4	9	3	9	0	1	0	1	25		
33	John Deloach	g	0-0	0-0	0-1	0	0	0	0	0	0	0	0	0	2		
34	Jaylyn Woods	g	0-0	0-0	0-0	0	0	0	0	0	0	0	0	0	2		
55	Blake Taylor	g	1-1	0-0	0-0	0	0	0	2	2	0	0	0	0	8		
Team						3	1	4									
Totals			23-67	9-25	9-15	20	19	39	21	64	17	12	2	2	200		

FG % 1st Half: 9-36 25.0% 2nd half: 14-31 45.2% Game: 23-67 34.3%
 3FG % 1st Half: 3-13 23.1% 2nd half: 6-12 50.0% Game: 9-25 36.0%
 FT % 1st Half: 3-6 50.0% 2nd half: 6-9 66.7% Game: 9-15 60.0%

Samford 90 • 3-6

#	Player	Total			3-Ptr			Rebounds			PF	TP	A	TO	Blk	Stl	Min
		FG-FGA	FG-FGA	FT-FTA	FG-FGA	FG-FGA	FT-FTA	Off	Def	Tot							
35	HOOD, Tyler	f	3-5	1-2	5-6	1	2	3	2	12	1	1	1	0	20		
01	WINDLER, Drew	c	7-8	2-3	7-9	1	4	5	2	23	2	2	1	1	20		
05	MERRITT, Jeffrey	g	1-5	0-1	0-0	0	5	5	2	5	0	0	2	2	25		
24	COOK, Will	g	4-5	1-2	5-5	0	2	2	0	14	0	0	0	1	23		
25	McNEIL, Devin	g	3-4	1-2	1-1	0	4	4	3	8	4	3	0	0	15		
02	HAYMAN, Brandon	g	4-12	0-1	0-2	8	2	10	1	8	4	1	0	1	20		
10	MILLER, Connor	g	2-4	2-3	0-2	0	1	1	2	6	2	1	0	1	22		
11	KELLY, Rajion	g	2-4	2-3	0-0	0	0	0	0	6	0	1	0	0	15		
14	JOHNSON, Kaylin	g	1-2	1-2	0-0	0	4	4	0	3	1	0	0	0	16		
15	BAILEY, Hamilton	g	0-2	0-1	0-0	0	0	0	1	0	0	0	0	0	4		
23	FRIDAY, Matthew	g	2-3	0-1	1-4	1	2	3	2	5	1	0	1	0	12		
33	BARNES, Levi	g	1-4	1-3	0-0	0	2	2	1	3	0	0	2	0	8		
Team						2	1	3									
Totals			30-58	11-24	19-29	13	29	42	16	90	20	10	5	6	200		

FG % 1st Half: 12-27 44.4% 2nd half: 18-31 58.1% Game: 30-58 51.7%
 3FG % 1st Half: 6-13 46.2% 2nd half: 5-11 45.5% Game: 11-24 45.8%
 FT % 1st Half: 10-17 58.8% 2nd half: 9-12 75.0% Game: 19-29 65.5%

Officials: Kyle Barnes, Todd Austin and Jason Creek
 Technical fouls: Spring Hill-Tyler Schwab. Samford-None.
 Attendance: 972

Score by periods	1st	2nd	Total
Spring Hill	24	40	64
Samford	40	50	90

Points	In	Off	2nd	Fast	Bench
SHC	Paint	T/O	Chance	Break	
SAM	10	7	13	0	17
SHSU	26	16	14	0	31

#3 Kentucky 82, Samford 50

Dec. 20 - Rupp Arena, Lexington, Ky.

GAME #10

Samford 50 • 3-7

#	Player	Total			3-Ptr			Rebounds			PF	TP	A	TO	Blk	Stl	Min
		FG-FGA	FG-FGA	FT-FTA	FG-FGA	FG-FGA	FT-FTA	Off	Def	Tot							
35	HOOD, Tyler	f	3-8	1-3	4-6	0	3	3	2	11	2	1	0	1	30		
01	WINDLER, Drew	c	5-9	1-3	0-0	0	1	1	1	11	0	4	0	0	26		
05	MERRITT, Jeffrey	g	3-9	0-3	0-0	0	5	5	1	6	2	2	0	0	35		
24	COOK, Will	g	0-4	0-3	0-0	0	4	4	3	0	0	1	0	0	26		
25	McNEIL, Devin	g	0-0	0-0	0-0	0	0	0	0	0	2	0	0	0	3		
02	HAYMAN, Brandon	g	1-1	0-0	0-0	0	1	1	4	2	0	2	0	1	14		
10	MILLER, Connor	g	1-1	0-0	0-0	0	0	0	0	2	0	0	0	0	7		
11	KELLY, Rajion	g	1-6	0-2	1-2	1	1	2	2	3	3	0	0	0	30		
14	JOHNSON, Kaylin	g	2-3	1-1	2-2	0	0	0	1	7	1	0	0	0	14		
15	BAILEY, Hamilton	g	0-0	0-0	0-0	0	0	0	0	0	0	0	0	0	1		
23	FRIDAY, Matthew	g	4-5	0-1	0-0	2	1	3	0	8	4	2	2	13			
33	BARNES, Levi	g	0-0	0-0	0-0	0	0	0	0	0	0	0	0	0	1		
Team						2	1	3									
Totals			20-46	3-16	7-10	5	17	22	14	50	12	14	0	4	200		

FG % 1st Half: 9-22 40.9% 2nd half: 11-24 45.8% Game: 20-46 43.5%
 3FG % 1st Half: 1-11 9.1% 2nd half: 2-5 40.0% Game: 3-16 18.8%
 FT % 1st Half: 3-4 75.0% 2nd half: 4-6 66.7% Game: 7-10 70.0%

#3 Kentucky 82 • 10-1

#	Player	Total			3-Ptr			Rebounds			PF	TP	A	TO	Blk	Stl	Min
		FG-FGA	FG-FGA	FT-FTA	FG-FGA	FG-FGA	FT-FTA	Off	Def	Tot							
01	Miller, Darius	g	6-10	3-6	2-2	2	0	2	1	17	5	0	0	2	31		
05	Pelkon, Jarrod	g	0-0	0-0	0-0	0	0	0	0	0	0	0	0	0	2		
10	Beckham, Twany	g	0-0	0-0	0-0	1	2	3	0	0	1	0	0	0	7		

2011-12 SAMFORD BASKETBALL BOX SCORES

Maryland 75, Samford 63

Dec. 31 - Comcast Center, College Park, Md.

GAME #12

Samford 63 • (3-9)

#	Player	Total			3-Ptr			Rebounds			PF	TP	A	TO	Blk	Stl	Min
		FG-FGA	FG-FGA	FT-FTA	Off	Def	Tot	Off	Def	Tot							
35	HOOD, Tyler	f	7-11	2-5	0-0	1	2	3	3	16	0	3	0	0	0	26	
01	WINDLER, Drew	c	5-13	2-6	1-1	0	2	2	2	13	0	2	0	0	0	27	
05	MERRITT, Jeffrey	g	2-7	0-2	0-0	0	3	3	2	4	4	2	0	0	0	32	
24	COOK, Will	g	1-5	1-3	2-4	1	2	3	0	5	2	0	0	0	0	27	
25	McNEIL, Devin	g	3-7	0-2	0-0	0	0	0	3	4	4	0	2	4	2	23	
02	HAYMAN, Brandon	g	4-6	0-1	0-0	4	0	4	2	8	0	1	1	0	0	18	
10	MILLER, Connor	g	1-2	1-2	0-0	1	0	1	0	3	0	0	0	0	0	6	
11	KELLY, Rajjon	g	3-9	2-6	0-0	0	3	3	3	8	1	1	0	0	0	26	
14	JOHNSON, Kaylin	g	0-0	0-0	0-0	0	0	0	0	0	0	1	0	0	0	3	
23	FRIDAY, Matthew	g	1-1	0-0	0-0	0	0	0	0	2	2	1	0	1	1	12	
33	BARNES, Levi	g	0-0	0-0	0-0	0	1	1	0	0	1	0	0	0	0	1	
	Team					1	1	2									
	Totals		26-61	8-27	3-5	8	14	22	15	63	14	11	3	5	1	200	

FG % 1st Half: 13-30 43.3% 2nd half: 13-31 41.9% Game: 26-61 42.6%
 3FG % 1st Half: 3-12 25.0% 2nd half: 5-15 33.3% Game: 8-27 29.6%
 FT % 1st Half: 2-3 66.7% 2nd half: 1-2 50.0% Game: 3-5 60.0%

Maryland 75 • (9-3)

#	Player	Total			3-Ptr			Rebounds			PF	TP	A	TO	Blk	Stl	Min
		FG-FGA	FG-FGA	FT-FTA	Off	Def	Tot	Off	Def	Tot							
14	Sean Mosley	f	3-9	0-2	1-2	2	3	5	1	7	0	1	1	1	1	23	
35	James Padgett	f	1-5	0-0	1-2	4	1	5	1	3	0	2	1	0	0	15	
25	Alex Len	c	4-5	0-0	5-8	3	4	7	1	13	0	3	1	0	0	22	
12	Terrill Skoglin	g	8-13	6-8	2-2	1	4	5	2	24	3	4	0	1	24		
21	Pe'Shon Howard	g	3-2	0-0	0-0	0	9	9	0	2	5	3	0	0	0	28	
04	Jacob Susskind	g	0-0	0-0	0-0	0	0	0	0	0	0	0	0	0	0	2	
05	Nick Faust	g	5-8	3-4	0-0	1	1	2	0	13	4	1	0	0	0	26	
10	Berend Weijis	g	0-1	0-0	1-2	0	1	1	2	1	0	1	0	0	0	13	
11	Mychal Parker	g	2-5	0-2	1-1	0	3	3	1	5	2	1	0	2	19		
13	Arnold Richmond	g	0-0	0-0	0-0	0	0	0	0	0	0	0	0	0	0	2	
15	Spencer Barks	g	0-0	0-0	0-0	0	0	0	0	0	0	0	0	0	0	2	
22	Jon Dillard	g	0-0	0-0	0-0	0	0	0	0	0	0	0	0	0	0	1	
23	John Auslander	g	0-1	0-1	0-0	0	0	0	0	0	0	0	0	0	0	2	
24	Jonathan Thomas	g	1-1	0-0	0-0	0	0	0	0	2	0	0	0	0	0	0+	
30	Ashlon Pankey	g	2-3	0-0	1-3	1	1	2	3	5	0	1	0	0	0	21	
	Team					1	0	1									
	Totals		27-53	9-17	12-20	13	27	40	11	75	14	17	3	5	1	200	

FG % 1st Half: 15-27 55.6% 2nd half: 12-26 46.2% Game: 27-53 50.9%
 3FG % 1st Half: 4-7 57.1% 2nd half: 5-10 50.0% Game: 9-17 52.9%
 FT % 1st Half: 10-16 62.5% 2nd half: 2-4 50.0% Game: 12-20 60.0%

Officials: Bernard Clinton, Raymond Styons, Sean Casady
 Technical fouls: Samford-None. Maryland-None.
 Attendance: 11429

Score by periods	1st	2nd	Total
Samford	31	32	63
Maryland	44	31	75

Appalachian State 68, Samford 63

Jan. 5 - Pete Hanna Center, Birmingham, Ala.

GAME #13

Appalachian State 68 • 6-7, 2-1 SoCon

#	Player	Total			3-Ptr			Rebounds			PF	TP	A	TO	Blk	Stl	Min
		FG-FGA	FG-FGA	FT-FTA	Off	Def	Tot	Off	Def	Tot							
21	CARTER, Omar	f	6-10	2-3	3-6	4	4	8	1	17	3	3	1	3	33		
50	WILLIAMSON, Andre	f	4-5	0-0	2-6	0	5	5	4	10	2	1	1	0	23		
02	HAMILTON, Tab	g	5-8	2-3	0-0	0	1	1	3	12	0	1	0	1	26		
13	TRICE, Jamaal	g	1-6	0-3	0-2	1	5	6	0	2	1	1	0	0	27		
23	NEAL, Mike	g	5-9	1-3	0-0	0	3	3	4	11	3	6	0	0	28		
03	VILARINO, G.J.	g	1-2	0-0	0-1	0	0	0	2	2	2	2	0	1	15		
11	HEALY, Nathan	g	4-7	1-3	5-5	2	6	8	2	14	2	4	3	0	26		
33	WOODS, Mitch	g	0-1	0-1	0-0	0	1	1	0	1	0	0	0	0	17		
54	HAUSLEY, Petey	g	0-0	0-0	0-0	1	2	3	1	0	0	1	1	0	5		
	Team					1	4	5									
	Totals		26-48	6-16	10-20	9	31	40	18	68	14	19	6	5	200		

FG % 1st Half: 14-25 56.0% 2nd half: 12-23 52.2% Game: 26-48 54.2%
 3FG % 1st Half: 5-11 45.5% 2nd half: 1-5 20.0% Game: 6-16 37.5%
 FT % 1st Half: 4-7 57.1% 2nd half: 6-13 46.2% Game: 10-20 50.0%

Samford 63 • 3-10, 0-2 SoCon

#	Player	Total			3-Ptr			Rebounds			PF	TP	A	TO	Blk	Stl	Min
		FG-FGA	FG-FGA	FT-FTA	Off	Def	Tot	Off	Def	Tot							
35	HOOD, Tyler	f	2-9	0-6	0-0	0	0	0	3	4	3	1	0	0	0	19	
01	WINDLER, Drew	c	6-10	1-1	2-4	2	2	4	4	15	1	4	0	1	21		
05	MERRITT, Jeffrey	g	5-11	3-5	1-3	3	7	10	2	14	2	1	0	1	36		
24	COOK, Will	g	2-7	1-4	0-2	0	5	5	3	5	1	1	0	1	34		
25	McNEIL, Devin	g	1-5	0-1	2-2	0	2	2	2	4	1	0	0	1	16		
02	HAYMAN, Brandon	g	1-3	0-0	1-4	1	0	1	2	3	1	0	0	1	18		
10	MILLER, Connor	g	0-1	0-1	0-0	0	0	0	0	0	0	0	0	0	8		
11	KELLY, Rajjon	g	4-10	1-5	1-3	2	1	3	0	10	2	1	0	0	27		
14	JOHNSON, Kaylin	g	0-0	0-0	0-0	0	0	0	0	0	0	0	0	0	2		
23	FRIDAY, Matthew	g	4-7	0-0	0-0	1	2	3	8	0	2	1	4	19			
	Team					2	1	3									
	Totals		25-63	6-23	7-18	11	20	31	19	63	13	10	1	9	200		

FG % 1st Half: 11-31 35.5% 2nd half: 14-32 43.8% Game: 25-63 39.7%
 3FG % 1st Half: 3-11 27.3% 2nd half: 3-12 25.0% Game: 6-23 26.1%
 FT % 1st Half: 3-4 75.0% 2nd half: 4-14 28.6% Game: 7-18 38.9%

Officials: Tony Greene, Ron Groover and Charles Davis II
 Technical fouls: Appalachian State-None. Samford-None.
 Attendance: 584

Score by periods	1st	2nd	Total
Appalachian State	37	31	68
Samford	28	35	63

The Citadel 73, Samford 62

Jan. 7 - McAlister Field House, Charleston, S.C.

GAME #14

Samford 62 • 3-11, 0-3 SoCon

#	Player	Total			3-Ptr			Rebounds			PF	TP	A	TO	Blk	Stl	Min
		FG-FGA	FG-FGA	FT-FTA	Off	Def	Tot	Off	Def	Tot							
01	WINDLER, Drew	* f	6-15	2-8	2-4	0	3	3	2	16	1	2	1	0	0	30	
05	MERRITT, Jeffrey	* g	2-5	2-4	0-2	1	4	5	3	6	2	3	0	0	0	26	
11	KELLY, Rajjon	* g	0-7	0-3	0-0	1	2	3	0	4	3	0	0	0	24		
24	COOK, Will	* g	5-6	1-2	2-4	3	4	7	2	13	1	0	1	1	29		
35	HOOD, Tyler	* g	5-9	0-2	0-0	3	2	5	3	10	1	1	0	2	31		
02	HAYMAN, Brandon	g	2-3	0-0	0-0	0	3	3	4	4	0	1	0	0	9		
10	MILLER, Connor	g	1-4	1-4	0-0	1	2	3	2	3	0	0	0	0	23		
14	JOHNSON, Kaylin	g	1-6	1-6	1-2	2	0	2	3	4	0	0	0	0	16		
23	FRIDAY, Matthew	g	3-3	0-0	0-1	1	4	5	2	6	0	1	0	0	12		
	Team					1	1	2									
	Totals		25-58	7-29	5-13	16	22	38	21	62	9	11	2	3	200		

FG % 1st Half: 12-29 41.4% 2nd half: 13-29 44.8% Game: 25-58 43.1%
 3FG % 1st Half: 2-12 16.7% 2nd half: 5-17 29.4% Game: 7-29 24.1%
 FT % 1st Half: 3-7 42.9% 2nd half: 2-6 33.3% Game: 5-13 38.5%

The Citadel 73 • 4-11, 1-3 SoCon

#	Player	Total			3-Ptr			Rebounds			PF	TP	A	TO	Blk	Stl	Min
		FG-FGA	FG-FGA	FT-FTA	Off	Def	Tot	Off	Def	Tot							
03	MORABBI, Cosmo	* f	6-12	4-7	4-7	1	2	3	2	20	6	1	0	4	34		
11	WRIGHT, DeVontae	* f	3-5	1-1	5-11	1	0	1	0	12	8	1	0	2	34		
12	MOORE, Ashton	* g	4-11	1-5	1-2	1	2	3	4	10	0	4	0	0	39		
25	BRAY, C.J.	* g	1-5	0-1	0-0	2	6	8	3	2	2	0	1	0	23		
31	GROSSELLE, Mike	* g	10-10	0-0	5-7	2	5	7	2	25	2	1	0	1	30		
10	HARRIS III, Marshall	g	1-1	0-0	0-0	0	0	0	0	2	2	0	0	0	7		
15	ROBERTSON, Jordan	g	1-2	0-0	0-0	0	2	2	2	0	0	0	0	0	5		
24	MILLER, Lawrence	g	0-0	0-0	0-0	0	0	0	0	0	0	0	0	0	5		
34	HOLSTON, Bo	g	0-0	0-0	0-0	0	3	3	0	1	2	0	0	0	23		
	Team					0	1	1									
	Totals		26-46	6-14	15-27	7	21	28	16	73	21	12	1	7	200		

FG % 1st Half: 14-23 60.9% 2nd half: 12-23 52.2



2011-12 Samford Basketball
Samford Category Leaders (as of Jan 12, 2012)
All games



Points	G	Pts	Pts/G
WINDLER, Drew	15	179	11.9
HOOD, Tyler	15	140	9.3
MERRITT, Jeffrey	15	133	8.9
COOK, Will	15	120	8.0
KELLY, Raijon	15	88	5.9
McNEIL, Devin	14	74	5.3
FRIDAY, Matthew	14	61	4.4
HAYMAN, Brandon	15	60	4.0
JOHNSON, Kaylin	15	46	3.1
PETERSON, John	5	41	8.2
MILLER, Connor	9	21	2.3
BARNES, Levi	12	3	0.3

FG Percentage	FG	Att	Pct
FRIDAY, Matthew	29	46	.630
HAYMAN, Brandon	28	51	.549
WINDLER, Drew	62	129	.481
HOOD, Tyler	54	115	.470
PETERSON, John	15	33	.455
MERRITT, Jeffrey	49	116	.422
COOK, Will	39	93	.419
KELLY, Raijon	34	89	.382
JOHNSON, Kaylin	14	38	.368
McNEIL, Devin	25	74	.338
MILLER, Connor	7	24	.292
BARNES, Levi	1	9	.111

3-Point Percentage	3FG	Att	Pct
MERRITT, Jeffrey	23	56	.411
WINDLER, Drew	23	61	.377
JOHNSON, Kaylin	11	30	.367
COOK, Will	21	59	.356
McNEIL, Devin	11	34	.324
MILLER, Connor	6	20	.300
KELLY, Raijon	15	50	.300
HOOD, Tyler	14	49	.286
FRIDAY, Matthew	2	7	.286
PETERSON, John	4	17	.235
HAYMAN, Brandon	1	5	.200
BARNES, Levi	1	6	.167

Free Throw Percent	FG	Att	Pct
McNEIL, Devin	13	16	.813
JOHNSON, Kaylin	7	10	.700
HOOD, Tyler	18	26	.692
WINDLER, Drew	32	47	.681
COOK, Will	21	32	.656
PETERSON, John	7	11	.636
KELLY, Raijon	5	11	.455
MERRITT, Jeffrey	12	28	.429
HAYMAN, Brandon	3	10	.300
MILLER, Connor	1	4	.250
FRIDAY, Matthew	1	5	.200

Scoring Average	G	Pts	Avg/G
WINDLER, Drew	15	179	11.9
HOOD, Tyler	15	140	9.3
MERRITT, Jeffrey	15	133	8.9
PETERSON, John	5	41	8.2
COOK, Will	15	120	8.0
KELLY, Raijon	15	88	5.9
McNEIL, Devin	14	74	5.3
FRIDAY, Matthew	14	61	4.4
HAYMAN, Brandon	15	60	4.0
JOHNSON, Kaylin	15	46	3.1
MILLER, Connor	9	21	2.3
BARNES, Levi	12	3	0.3

Field Goal Attempts	G	Att	Att/G
WINDLER, Drew	15	129	8.6
MERRITT, Jeffrey	15	116	7.7
HOOD, Tyler	15	115	7.7
COOK, Will	15	93	6.2
KELLY, Raijon	15	89	5.9

Field Goals Made	G	Made	Made/G
WINDLER, Drew	15	62	4.1
HOOD, Tyler	15	54	3.6
MERRITT, Jeffrey	15	49	3.3
COOK, Will	15	39	2.6
KELLY, Raijon	15	34	2.3

3-Point FG Attempts	G	Att	Att/G
WINDLER, Drew	15	61	4.1
COOK, Will	15	59	3.9
MERRITT, Jeffrey	15	56	3.7
KELLY, Raijon	15	50	3.3
HOOD, Tyler	15	49	3.3

3-Point FG Made	G	Made	Made/G
MERRITT, Jeffrey	15	23	1.5
WINDLER, Drew	15	23	1.5
COOK, Will	15	21	1.4
KELLY, Raijon	15	15	1.0
HOOD, Tyler	15	14	0.9

Free Throw Attempts	G	Att	Att/G
WINDLER, Drew	15	47	3.1
COOK, Will	15	32	2.1
MERRITT, Jeffrey	15	28	1.9
HOOD, Tyler	15	26	1.7
McNEIL, Devin	14	16	1.1

Free Throws Made	G	Made	Made/G
WINDLER, Drew	15	32	2.1
COOK, Will	15	21	1.4
HOOD, Tyler	15	18	1.2
McNEIL, Devin	14	13	0.9
MERRITT, Jeffrey	15	12	0.8



2011-12 Samford Basketball
Samford Category Leaders (as of Jan 12, 2012)
All games



Rebounds	G	Reb	Reb/G
MERRITT, Jeffrey	15	96	6.4
COOK, Will	15	74	4.9
WINDLER, Drew	15	56	3.7
HOOD, Tyler	15	51	3.4
FRIDAY, Matthew	14	36	2.6

Rebound Average	G	Reb	Avg/G
MERRITT, Jeffrey	15	96	6.4
COOK, Will	15	74	4.9
WINDLER, Drew	15	56	3.7
HOOD, Tyler	15	51	3.4
FRIDAY, Matthew	14	36	2.6

Offensive Rebounds	G	No.	Avg/G
HAYMAN, Brandon	15	25	1.7
MERRITT, Jeffrey	15	18	1.2
WINDLER, Drew	15	18	1.2
COOK, Will	15	18	1.2
HOOD, Tyler	15	17	1.1

Defensive Rebounds	G	No.	Avg/G
MERRITT, Jeffrey	15	78	5.2
COOK, Will	15	56	3.7
WINDLER, Drew	15	38	2.5
HOOD, Tyler	15	34	2.3
McNEIL, Devin	14	22	1.6

Fouls	G	No.	Per/G
WINDLER, Drew	15	47	3.1
MERRITT, Jeffrey	15	36	2.4
KELLY, Raijon	15	34	2.3
COOK, Will	15	33	2.2
HOOD, Tyler	15	30	2.0

Foulsouts	G	No.
MERRITT, Jeffrey	15	2
COOK, Will	15	1
KELLY, Raijon	15	1

Assists	G	No.	Ast/G
MERRITT, Jeffrey	15	42	2.8
McNEIL, Devin	14	37	2.6
KELLY, Raijon	15	31	2.1
HOOD, Tyler	15	23	1.5
FRIDAY, Matthew	14	21	1.5

Steals	G	No.	Stl/G
FRIDAY, Matthew	14	15	1.1
McNEIL, Devin	14	12	0.9
WINDLER, Drew	15	11	0.7
COOK, Will	15	9	0.6
MERRITT, Jeffrey	15	6	0.4

Blocked Shots	G	No.	Blk/G
BARNES, Levi	12	12	1.0
FRIDAY, Matthew	14	8	0.6
WINDLER, Drew	15	7	0.5
McNEIL, Devin	14	4	0.3
HOOD, Tyler	15	4	0.3

Minutes	G	No.	Min/G
MERRITT, Jeffrey	15	473	31.5
COOK, Will	15	409	27.3
WINDLER, Drew	15	352	23.5
KELLY, Raijon	15	340	22.7
HOOD, Tyler	15	338	22.5

Turnovers	G	No.	TO/G
WINDLER, Drew	15	41	2.7
McNEIL, Devin	14	28	2.0
KELLY, Raijon	15	27	1.8
HOOD, Tyler	15	26	1.7
MERRITT, Jeffrey	15	26	1.7



2011-12 Samford Basketball
Samford Team Game-by-Game (as of Jan 12, 2012)
All games



TEAM STATISTICS

Opponent	Date	Score	L	Total		3-Pointers		Free throws		Rebounds				pf	a	t/o	blk	stl	pts	avg
				fg-fga	pct	3fg-fga	pct	ft-fa	pct	off	def	tot	avg							
YOUNGSTOWN STATE	11/12/11	69-76	L	25-55	.455	10-24	.417	9-13	.692	10	27	37	37.0	21	14	18	3	4	69	69.0
at Jacksonville	11/18/11	57-70	L	21-54	.389	7-27	.259	8-12	.667	9	18	27	32.0	14	12	13	6	9	57	63.0
GEORGIA STATE	11/22/11	47-55	L	18-49	.367	7-24	.292	4-8	.500	7	20	27	30.3	21	15	13	0	7	47	57.7
at UT Arlington	11/26/11	71-69	W	23-45	.511	15-36	.417	10-20	.500	10	21	31	30.5	25	19	20	3	4	71	61.0
WESTERN CAROLINA	12/01/11	71-75	L	24-58	.414	9-28	.321	14-22	.636	13	23	36	31.6	24	11	13	6	4	71	63.0
UTSA	12/05/11	52-74	L	17-53	.321	12-39	.308	6-9	.667	10	16	26	30.7	14	13	16	2	6	52	61.2
MERCER	12/07/11	78-83	Lot	27-70	.386	14-34	.412	10-12	.833	17	29	46	32.9	21	18	16	4	4	78	63.6
LINDSEY WILSON	12/10/11	82-56	W	34-57	.596	11-21	.524	3-6	.500	8	27	35	33.1	18	21	13	3	4	82	65.9
SPRING HILL	12/17/11	90-64	W	30-58	.517	11-24	.458	19-29	.655	13	29	42	34.1	16	20	10	5	6	90	68.6
at #3 Kentucky	12/20/11	50-82	L	20-46	.435	3-16	.188	7-10	.700	5	17	22	32.9	14	12	14	0	4	50	66.7
at Sam Houston State	12/28/11	58-74	L	21-43	.488	5-17	.294	11-17	.647	7	26	33	32.9	29	17	25	3	4	58	65.9
at Maryland	12/31/11	63-75	L	26-61	.426	8-27	.296	3-5	.600	8	14	22	32.0	15	14	11	3	5	63	65.7
APPALACHIAN STATE	01/05/12	63-68	L	25-63	.397	6-23	.261	7-18	.389	11	20	31	31.9	19	13	10	1	9	63	65.5
at The Citadel	01/07/12	62-73	L	25-58	.431	7-29	.241	5-13	.385	16	22	38	32.4	21	9	11	2	3	62	65.2
at Georgia Southern	01/12/12	53-58	L	21-49	.429	7-26	.269	4-6	.667	11	21	32	32.3	20	14	19	0	0	53	64.4
Samford		966		357-819	.436	132-395	.334	120-200	.600	155	330	485	32.3	292	222	222	41	73	966	64.4
Opponents		1052		369-812	.454	99-275	.360	215-323	.666	179	347	526	35.1	237	194	197	44	116	1052	70.1

Games played: 15
Points/game: 64.4
FG Pct: 43.6
3FG Pct: 33.4
FT Pct: 60.0

Rebounds/game: 32.3
Assists/game: 14.8
Turnovers/game: 14.8
Assist/turnover ratio: 1.0
Steals/game: 4.9
Blocks/game: 2.7



2011-12 Samford Basketball
 Samford Team Game-by-Game Comparison (as of Jan 12, 2012)
 All games



Opponent	1st	2nd	Score	Mar	Total FG	FG Pct	3-Pointers	3FG Pct	Free Throws	FT Pct	Rebounds	A	
YOUNGSTOWN STATE	32/29	37/47	69-76	(7)	25-55/27-60	.455/.450	10-24/8-20	.417/.400	9-13/14-26	.692/.538	37/34	+3	1
Jacksonville	25/42	32/28	57-70	(13)	21-54/27-54	.389/.500	7-27/9-19	.259/.474	8-12/7-8	.667/.875	27/36	(9)	1
GEORGIA STATE	21/26	26/29	47-55	(8)	18-49/18-50	.367/.360	7-24/5-21	.292/.238	4-8/14-25	.500/.560	27/43	(16)	1
UT Arlington	40/32	31/37	71-69	+2	23-45/21-52	.511/.404	15-36/7-18	.417/.389	10-20/20-25	.500/.800	31/33	(2)	1
WESTERN CAROLINA	38/40	33/35	71-75	(4)	24-58/24-55	.414/.436	9-28/7-18	.321/.389	14-22/20-28	.636/.714	36/39	(3)	1
UTSA	27/26	25/48	52-74	(22)	17-53/30-50	.321/.600	12-39/4-11	.308/.364	6-9/10-12	.667/.833	26/32	(6)	1
MERCER	37/35	36/38	78-83	(5)	27-70/29-64	.386/.453	14-34/4-19	.412/.211	10-12/21-26	.833/.808	46/38	+8	1
LINDSEY WILSON	38/25	44/31	82-56	+26	34-57/20-55	.596/.364	11-21/5-19	.524/.263	3-6/11-20	.500/.550	35/28	+7	2
SPRING HILL	40/24	50/40	90-64	+26	30-58/23-67	.517/.343	11-24/9-25	.458/.360	19-29/9-15	.655/.600	42/39	+3	2
#3 Kentucky	22/45	28/37	50-82	(32)	20-46/31-62	.435/.500	3-16/9-21	.188/.429	7-10/11-14	.700/.786	22/38	(16)	1
Sam Houston State	22/39	36/35	58-74	(16)	21-43/20-49	.488/.408	5-17/6-19	.294/.316	11-17/28-37	.647/.757	33/27	+6	1
Maryland	31/44	32/31	63-75	(12)	26-61/27-53	.426/.509	8-27/9-17	.296/.529	3-5/12-20	.600/.600	22/40	(18)	1
APPALACHIAN STATE	28/37	35/31	63-68	(5)	25-63/26-48	.397/.542	6-23/6-16	.261/.375	7-18/10-20	.389/.500	31/40	(9)	1
The Citadel	29/36	33/37	62-73	(11)	25-58/26-46	.431/.565	7-29/6-14	.241/.429	5-13/15-27	.385/.556	38/28	+10	9
Georgia Southern	32/29	21/29	53-58	(5)	21-49/20-47	.429/.426	7-26/5-18	.269/.278	4-6/13-20	.667/.650	32/31	+1	1

Note: Game totals are displayed in the format TEAM/OPPONENT for each category



2011-12 Samford Basketball
 Samford Points-Rebounds-Assists (as of Jan 12, 2012)
 All games



Opponent	Date	Score		01	02	05	10	11	12	14
				WINDLER,DR	HAYMAN,BRA	MERRITT,JE	MILLER,CON	KELLY,RAIJ	PETERSON,J	JOHNSON,KA
YOUNGSTOWN STATE	11/12/11	69-76	L	4-3-2	0-0-0	11-10-2	DNP	18-3-5	7-3-0	3-1-0
at Jacksonville	11/18/11	57-70	L	0-4-2	2-1-1	22-4-0	DNP	4-2-2	6-2-0	7-2-1
GEORGIA STATE	11/22/11	47-55	L	6-2-1	4-1-0	2-6-3	DNP	3-0-0	14-3-2	0-0-1
at UT Arlington	11/26/11	71-69	w	16-3-3	0-0-0	15-7-5	DNP	7-2-3	9-0-2	9-1-0
WESTERN CAROLINA	12/01/11	71-75	L	20-7-0	3-1-0	0-8-4	DNP	2-0-1	5-3-1	0-1-0
UTSA	12/05/11	52-74	L	5-1-4	2-0-0	9-5-1	0-0-0	4-1-1	DNP	6-3-0
MERCER	12/07/11	78-83	L	16-11-2	2-2-1	17-4-2	DNP	0-4-1	DNP	0-1-0
LINDSEY WILSON	12/10/11	82-56	w	15-2-0	10-4-1	11-10-3	3-2-3	9-2-4	DNP	5-0-0
SPRING HILL	12/17/11	90-64	w	23-5-2	8-10-4	2-5-5	6-1-2	6-0-0	DNP	3-4-1
at #3 Kentucky	12/20/11	50-82	L	11-1-0	2-1-0	6-5-2	2-0-0	3-2-3	DNP	7-0-1
at Sam Houston State	12/28/11	58-74	L	7-5-0	10-1-1	8-8-3	1-0-1	2-0-0	DNP	2-3-2
at Maryland	12/31/11	63-75	L	13-2-0	8-4-0	4-3-4	3-1-0	8-3-1	DNP	0-0-0
APPALACHIAN STATE	01/05/12	63-68	L	15-4-1	3-1-1	14-10-2	0-0-2	10-3-2	DNP	0-0-0
at The Citadel	01/07/12	62-73	L	16-3-1	4-3-0	6-5-2	3-3-0	0-3-4	DNP	4-2-0
at Georgia Southern	01/12/12	53-58	L	12-3-1	2-4-0	6-6-4	3-2-0	12-3-4	DNP	0-0-0

Opponent	Date	Score		15	23	24	25	33	35
				BAILEY,HAM	FRIDAY,MAT	COOK,WILL	MCNEIL,DEV	BARNES,LEV	HOOD,TYLER
YOUNGSTOWN STATE	11/12/11	69-76	L	DNP	2-1-2	10-5-0	8-6-1	DNP	6-1-2
at Jacksonville	11/18/11	57-70	L	DNP	DNP	9-6-1	3-3-5	0-2-0	4-1-0
GEORGIA STATE	11/22/11	47-55	L	DNP	4-2-0	7-4-1	7-5-7	0-1-0	0-1-0
at UT Arlington	11/26/11	71-69	w	DNP	2-5-3	11-7-2	0-2-0	0-0-0	2-0-1
WESTERN CAROLINA	12/01/11	71-75	L	DNP	2-2-1	12-5-1	19-3-3	0-0-0	8-2-0
UTSA	12/05/11	52-74	L	0-0-0	0-2-0	8-5-1	3-1-3	0-1-0	15-7-3
MERCER	12/07/11	78-83	L	DNP	2-1-4	17-8-4	7-1-3	0-0-1	17-10-0
LINDSEY WILSON	12/10/11	82-56	w	0-0-0	9-2-2	2-6-1	2-0-2	0-0-0	16-3-5
SPRING HILL	12/17/11	90-64	w	0-0-0	5-3-1	14-2-0	8-4-4	3-2-0	12-3-1
at #3 Kentucky	12/20/11	50-82	L	0-0-0	8-3-4	0-4-0	0-0-0	0-0-0	11-3-2
at Sam Houston State	12/28/11	58-74	L	0-0-1	7-3-1	4-5-3	9-1-4	0-0-0	8-5-1
at Maryland	12/31/11	63-75	L	DNP	2-0-2	5-3-2	4-0-4	0-1-1	16-3-0
APPALACHIAN STATE	01/05/12	63-68	L	DNP	8-3-0	5-5-1	4-2-1	DNP	4-0-3
at The Citadel	01/07/12	62-73	L	DNP	6-5-0	13-7-1	DNP	DNP	10-5-1
at Georgia Southern	01/12/12	53-58	L	DNP	4-4-1	3-2-0	0-0-0	0-1-0	11-7-4



2011-12 Samford Basketball
Samford Team High/Low Analysis (as of Jan 12, 2012)
All games



Samford - TEAM GAME HIGHS

POINTS	90		SPRING HILL (12/17/11)
	82		LINDSEY WILSON (12/10/11)
	78		MERCER (12/07/11)
	71		WESTERN CAROLINA (12/01/11)
	71		at UT Arlington (11/26/11)
FIELD GOALS MADE	34		LINDSEY WILSON (12/10/11)
	30		SPRING HILL (12/17/11)
FIELD GOAL ATTEMPTS	70		MERCER (12/07/11)
	63		APPALACHIAN STATE (01/05/12)
FIELD GOAL PERCENTAGE	.596	(34-57)	LINDSEY WILSON (12/10/11)
	.517	(30-58)	SPRING HILL (12/17/11)
3 PT FIELD GOALS MADE	15		at UT Arlington (11/26/11)
	14		MERCER (12/07/11)
3 PT FG ATTEMPTS	39		UTSA (12/05/11)
	36		at UT Arlington (11/26/11)
3 PT FG PERCENTAGE	.524	(11-21)	LINDSEY WILSON (12/10/11)
	.458	(11-24)	SPRING HILL (12/17/11)
FREE THROWS MADE	19		SPRING HILL (12/17/11)
	14		WESTERN CAROLINA (12/01/11)
FREE THROW ATTEMPTS	29		SPRING HILL (12/17/11)
	22		WESTERN CAROLINA (12/01/11)
FREE THROW PERCENTAGE	.833	(10-12)	MERCER (12/07/11)
	.700	(7-10)	at #3 Kentucky (12/20/11)
REBOUNDS	46		MERCER (12/07/11)
	42		SPRING HILL (12/17/11)
ASSISTS	21		LINDSEY WILSON (12/10/11)
	20		SPRING HILL (12/17/11)
STEALS	9		APPALACHIAN STATE (01/05/12)
	9		at Jacksonville (11/18/11)
BLOCKED SHOTS	6		WESTERN CAROLINA (12/01/11)
	6		at Jacksonville (11/18/11)
TURNOVERS	25		at Sam Houston State (12/28/11)
	20		at UT Arlington (11/26/11)
FOULS	29		at Sam Houston State (12/28/11)
	25		at UT Arlington (11/26/11)



2011-12 Samford Basketball
 Samford High/Low Analysis (as of Jan 12, 2012)
 All games



Opponent - GAME HIGHS

POINTS	83		MERCER (12/07/11)
	82		at #3 Kentucky (12/20/11)
	76		YOUNGSTOWN STATE (11/12/11)
	75		at Maryland (12/31/11)
	75		WESTERN CAROLINA (12/01/11)
FIELD GOALS MADE	31		at #3 Kentucky (12/20/11)
	30		UTSA (12/05/11)
FIELD GOAL ATTEMPTS	67		SPRING HILL (12/17/11)
	64		MERCER (12/07/11)
FIELD GOAL PERCENTAGE	.600	(30-50)	UTSA (12/05/11)
	.565	(26-46)	at The Citadel (01/07/12)
3 PT FIELD GOALS MADE	9		at Maryland (12/31/11)
	9		at #3 Kentucky (12/20/11)
	9		SPRING HILL (12/17/11)
	9		at Jacksonville (11/18/11)
3 PT FG ATTEMPTS	25		SPRING HILL (12/17/11)
	21		at #3 Kentucky (12/20/11)
	21		GEORGIA STATE (11/22/11)
3 PT FG PERCENTAGE	.529	(9-17)	at Maryland (12/31/11)
	.474	(9-19)	at Jacksonville (11/18/11)
FREE THROWS MADE	28		at Sam Houston State (12/28/11)
	21		MERCER (12/07/11)
FREE THROW ATTEMPTS	37		at Sam Houston State (12/28/11)
	28		WESTERN CAROLINA (12/01/11)
FREE THROW PERCENTAGE	.875	(7-8)	at Jacksonville (11/18/11)
	.833	(10-12)	UTSA (12/05/11)
REBOUNDS	43		GEORGIA STATE (11/22/11)
	40		APPALACHIAN STATE (01/05/12)
	40		at Maryland (12/31/11)
ASSISTS	21		at The Citadel (01/07/12)
	17		SPRING HILL (12/17/11)
STEALS	13		at Sam Houston State (12/28/11)
	12		MERCER (12/07/11)
BLOCKED SHOTS	7		at #3 Kentucky (12/20/11)
	6		APPALACHIAN STATE (01/05/12)
	6		YOUNGSTOWN STATE (11/12/11)
TURNOVERS	19		APPALACHIAN STATE (01/05/12)
	18		at Jacksonville (11/18/11)
FOULS	22		at Sam Houston State (12/28/11)
	22		at UT Arlington (11/26/11)



2011-12 Samford Basketball
 Samford High/Low Analysis (as of Jan 12, 2012)
 All games



Samford - GAME LOWS

POINTS	47		GEORGIA STATE (11/22/11)
	50		at #3 Kentucky (12/20/11)
	52		UTSA (12/05/11)
	53		at Georgia Southern (01/12/12)
	57		at Jacksonville (11/18/11)
FIELD GOALS MADE	17		UTSA (12/05/11)
	18		GEORGIA STATE (11/22/11)
FIELD GOAL ATTEMPTS	43		at Sam Houston State (12/28/11)
	45		at UT Arlington (11/26/11)
FIELD GOAL PERCENTAGE	.321	(17-53)	UTSA (12/05/11)
	.367	(18-49)	GEORGIA STATE (11/22/11)
3 PT FIELD GOALS MADE	3		at #3 Kentucky (12/20/11)
	5		at Sam Houston State (12/28/11)
3 PT FG ATTEMPTS	16		at #3 Kentucky (12/20/11)
	17		at Sam Houston State (12/28/11)
3 PT FG PERCENTAGE	.188	(3-16)	at #3 Kentucky (12/20/11)
	.241	(7-29)	at The Citadel (01/07/12)
FREE THROWS MADE	3		LINDSEY WILSON (12/10/11)
	3		at Maryland (12/31/11)
FREE THROW ATTEMPTS	5		at Maryland (12/31/11)
	6		LINDSEY WILSON (12/10/11)
	6		at Georgia Southern (01/12/12)
FREE THROW PERCENTAGE	.385	(5-13)	at The Citadel (01/07/12)
	.389	(7-18)	APPALACHIAN STATE (01/05/12)
REBOUNDS	22		at #3 Kentucky (12/20/11)
	22		at Maryland (12/31/11)
ASSISTS	9		at The Citadel (01/07/12)
	11		WESTERN CAROLINA (12/01/11)
STEALS	0		at Georgia Southern (01/12/12)
	3		at The Citadel (01/07/12)
BLOCKED SHOTS	0		GEORGIA STATE (11/22/11)
	0		at #3 Kentucky (12/20/11)
	0		at Georgia Southern (01/12/12)
TURNOVERS	10		SPRING HILL (12/17/11)
	10		APPALACHIAN STATE (01/05/12)
FOULS	14		at Jacksonville (11/18/11)
	14		UTSA (12/05/11)
	14		at #3 Kentucky (12/20/11)



2011-12 Samford Basketball
Samford High/Low Analysis (as of Jan 12, 2012)
All games



Opponent - GAME LOWS

POINTS	55		GEORGIA STATE (11/22/11)
	56		LINDSEY WILSON (12/10/11)
	58		at Georgia Southern (01/12/12)
	64		SPRING HILL (12/17/11)
	68		APPALACHIAN STATE (01/05/12)
FIELD GOALS MADE	18		GEORGIA STATE (11/22/11)
	20		LINDSEY WILSON (12/10/11)
	20		at Sam Houston State (12/28/11)
	20		at Georgia Southern (01/12/12)
FIELD GOAL ATTEMPTS	46		at The Citadel (01/07/12)
	47		at Georgia Southern (01/12/12)
FIELD GOAL PERCENTAGE	.343	(23-67)	SPRING HILL (12/17/11)
	.360	(18-50)	GEORGIA STATE (11/22/11)
3 PT FIELD GOALS MADE	4		UTSA (12/05/11)
	4		MERCER (12/07/11)
3 PT FG ATTEMPTS	11		UTSA (12/05/11)
	14		at The Citadel (01/07/12)
3 PT FG PERCENTAGE	.211	(4-19)	MERCER (12/07/11)
	.238	(5-21)	GEORGIA STATE (11/22/11)
FREE THROWS MADE	7		at Jacksonville (11/18/11)
	9		SPRING HILL (12/17/11)
FREE THROW ATTEMPTS	8		at Jacksonville (11/18/11)
	12		UTSA (12/05/11)
FREE THROW PERCENTAGE	.500	(10-20)	APPALACHIAN STATE (01/05/12)
	.538	(14-26)	YOUNGSTOWN STATE (11/12/11)
REBOUNDS	27		at Sam Houston State (12/28/11)
	28		LINDSEY WILSON (12/10/11)
	28		at The Citadel (01/07/12)
ASSISTS	8		at Georgia Southern (01/12/12)
	9		MERCER (12/07/11)
	9		LINDSEY WILSON (12/10/11)
STEALS	2		SPRING HILL (12/17/11)
	5		at Maryland (12/31/11)
	5		APPALACHIAN STATE (01/05/12)
BLOCKED SHOTS	0		LINDSEY WILSON (12/10/11)
	1		GEORGIA STATE (11/22/11)
	1		at UT Arlington (11/26/11)
	1		at The Citadel (01/07/12)
TURNOVERS	7		at #3 Kentucky (12/20/11)
	8		YOUNGSTOWN STATE (11/12/11)
FOULS	9		UTSA (12/05/11)
	11		at Maryland (12/31/11)



2011-12 Samford Basketball
Samford Player High/Low Analysis (as of Jan 12, 2012)
All games



Samford - INDIVIDUAL GAME HIGHS

Points	23		WINDLER, Drew vs Spring Hill (12/17/11)
	22		MERRITT, Jeffrey at Jacksonville (11/18/11)
	20		WINDLER, Drew vs Western Carolina (12/01/11)
	19		McNEIL, Devin vs Western Carolina (12/01/11)
	18		KELLY, Rajion vs Youngstown State (11/12/11)
Field Goals Made	9		MERRITT, Jeffrey at Jacksonville (11/18/11)
	7		HOOD, Tyler at Maryland (12/31/11)
	7		WINDLER, Drew vs Spring Hill (12/17/11)
	7		HOOD, Tyler vs Mercer (12/07/11)
	7		McNEIL, Devin vs Western Carolina (12/01/11)
	7		KELLY, Rajion vs Youngstown State (11/12/11)
Field Goal Att.	17		HOOD, Tyler vs Mercer (12/07/11)
	15		WINDLER, Drew at The Citadel (01/07/12)
	15		McNEIL, Devin vs Western Carolina (12/01/11)
	15		WINDLER, Drew vs Western Carolina (12/01/11)
FG Pct (min 5 made)	.875	(7-8)	WINDLER, Drew vs Spring Hill (12/17/11)
	.833	(5-6)	COOK, Will at The Citadel (01/07/12)
	.833	(5-6)	MERRITT, Jeffrey at UT Arlington (11/26/11)
	.833	(5-6)	WINDLER, Drew at UT Arlington (11/26/11)
3-Point FG Made	4		WINDLER, Drew vs Mercer (12/07/11)
	4		MERRITT, Jeffrey vs Mercer (12/07/11)
	4		COOK, Will vs Western Carolina (12/01/11)
	4		WINDLER, Drew at UT Arlington (11/26/11)
	4		MERRITT, Jeffrey at UT Arlington (11/26/11)
	4		KELLY, Rajion vs Youngstown State (11/12/11)
3-Point FG Att.	8		WINDLER, Drew at The Citadel (01/07/12)
	8		COOK, Will vs Mercer (12/07/11)
	8		COOK, Will at UT Arlington (11/26/11)
	8		PETERSON, John vs Georgia State (11/22/11)
3-Pt FG Pct (min 2 made)	1.000	(2-2)	McNEIL, Devin at Sam Houston State (12/28/11)
	.800	(4-5)	WINDLER, Drew vs Mercer (12/07/11)
	.800	(4-5)	MERRITT, Jeffrey at UT Arlington (11/26/11)
	.800	(4-5)	WINDLER, Drew at UT Arlington (11/26/11)
Free Throws Made	7		WINDLER, Drew vs Spring Hill (12/17/11)
	6		COOK, Will vs Mercer (12/07/11)
	6		WINDLER, Drew vs Western Carolina (12/01/11)
Free Throw Att.	11		WINDLER, Drew vs Western Carolina (12/01/11)
	9		WINDLER, Drew vs Spring Hill (12/17/11)
FT Pct (min 3 made)	1.000	(6-6)	COOK, Will vs Mercer (12/07/11)
	1.000	(5-5)	COOK, Will vs Spring Hill (12/17/11)
	1.000	(3-3)	WINDLER, Drew at Sam Houston State (12/28/11)
Rebounds	11		WINDLER, Drew vs Mercer (12/07/11)
	10		MERRITT, Jeffrey vs Appalachian State (01/05/12)
	10		HAYMAN, Brandon vs Spring Hill (12/17/11)
	10		MERRITT, Jeffrey vs Lindsey Wilson (12/10/11)
	10		HOOD, Tyler vs Mercer (12/07/11)
	10		MERRITT, Jeffrey vs Youngstown State (11/12/11)
Assists	7		McNEIL, Devin vs Georgia State (11/22/11)
	5		MERRITT, Jeffrey vs Spring Hill (12/17/11)
	5		HOOD, Tyler vs Lindsey Wilson (12/10/11)
	5		MERRITT, Jeffrey at UT Arlington (11/26/11)
	5		McNEIL, Devin at Jacksonville (11/18/11)
	5		KELLY, Rajion vs Youngstown State (11/12/11)



2011-12 Samford Basketball
Samford Opponent High/Low Analysis (as of Jan 12, 2012)
All games



OPPONENT INDIVIDUAL GAME HIGHS

Points	28		PERRY, Kendrick vs Youngstown State (11/12/11)
	26		Lamb, Doron at #3 Kentucky (12/20/11)
	25		GROSELLE, Mike at The Citadel (01/07/12)
	24		Terrell Stoglin at Maryland (12/31/11)
	20		MORABBI, Cosmo at The Citadel (01/07/12)
	20		Gatlin, Demarcus at Sam Houston State (12/28/11)
	20		Hill, Jeromie vs UTSA (12/05/11)
	20		Ali, Jihad vs Georgia State (11/22/11)
Field Goals Made	10		GROSELLE, Mike at The Citadel (01/07/12)
	9		PERRY, Kendrick vs Youngstown State (11/12/11)
Field Goal Att.	17		PERRY, Kendrick vs Youngstown State (11/12/11)
	15		Brett Williams vs Spring Hill (12/17/11)
	15		MUTOMBO, Harouna vs Western Carolina (12/01/11)
	15		Reed, LaMarcus at UT Arlington (11/26/11)
FG Pct (min 5 made)	1.000	(10-10)	GROSELLE, Mike at The Citadel (01/07/12)
	.833	(5-6)	Vouyoukas, Alex vs UTSA (12/05/11)
3-Point FG Made	6		Terrell Stoglin at Maryland (12/31/11)
	4		MORABBI, Cosmo at The Citadel (01/07/12)
	4		Lamb, Doron at #3 Kentucky (12/20/11)
	4		Todd Martin vs Spring Hill (12/17/11)
	4		COLE, Keaton vs Western Carolina (12/01/11)
	4		CABELL, Aloys at Jacksonville (11/18/11)
	4		PERRY, Kendrick vs Youngstown State (11/12/11)
3-Point FG Att.	8		Terrell Stoglin at Maryland (12/31/11)
	8		White, Devonta vs Georgia State (11/22/11)
3-Pt FG Pct (min 2 made)	1.000	(4-4)	CABELL, Aloys at Jacksonville (11/18/11)
	1.000	(2-2)	Hill, Jeromie vs UTSA (12/05/11)
	1.000	(2-2)	Butler, Kevin at UT Arlington (11/26/11)
Free Throws Made	11		SUMLER, Trey vs Western Carolina (12/01/11)
	10		Gatlin, Demarcus at Sam Houston State (12/28/11)
Free Throw Att.	13		Gatlin, Demarcus at Sam Houston State (12/28/11)
	12		SUMLER, Trey vs Western Carolina (12/01/11)
FT Pct (min 3 made)	1.000	(6-6)	Butler, Kevin at UT Arlington (11/26/11)
	1.000	(6-6)	Micheaux, Josh vs Georgia State (11/22/11)
	1.000	(5-5)	HEALY, Nathan vs Appalachian State (01/05/12)
	1.000	(4-4)	James, Marcus at Sam Houston State (12/28/11)
	1.000	(4-4)	Alex Looney vs Spring Hill (12/17/11)
	1.000	(4-4)	SMITH, Travis vs Mercer (12/07/11)
	1.000	(4-4)	Reves, Jordan at UT Arlington (11/26/11)
	1.000	(3-3)	Burrage, Kannon vs UTSA (12/05/11)
	1.000	(3-3)	GRAHAM, Delwan at Jacksonville (11/18/11)
Rebounds	12		FERGUSON, Eric at Georgia Southern (01/12/12)
	11		SUMLER, Trey vs Western Carolina (12/01/11)
Assists	8		WRIGHT, DeVontae at The Citadel (01/07/12)
	8		Tyler Schwab vs Spring Hill (12/17/11)
Steals	6		Hill, Jeromie vs UTSA (12/05/11)
	4		MORABBI, Cosmo at The Citadel (01/07/12)
	4		Harwell, Aaron at Sam Houston State (12/28/11)
	4		GOLLON, Jakob vs Mercer (12/07/11)
	4		PERRY, Kendrick vs Youngstown State (11/12/11)
Blocked Shots	6		EARGLE, Damian vs Youngstown State (11/12/11)
	5		Davis, Anthony at #3 Kentucky (12/20/11)
Turnovers	6		NEAL, Mike vs Appalachian State (01/05/12)



Back row (from left): Director of Basketball Operations Jay Welborn, Associate Head Coach Paul Kelly, Assistant Coach Terrence Johnson, Jeffrey Merritt, Matthew Friday, Levi Barnes, Drew Windler, John Peterson, Tyler Hood, Assistant Coach Lee Burgess, Associate Head Athletic Trainer Brandon Evans, Manager Javen Smith and Manager Isaiah Gresham. Front row (from left): Raijon Kelly, Connor Miller, Kaylin Johnson, Devin McNeil, Head Coach Jimmy Tillette, Will Cook, Hamilton Bailey, Brandon Hayman and Gregg Wooten.

NUMERICAL

NO	NAME	HT	WT	POS	CL/EXP	HOMETOWN/PREVIOUS SCHOOL
1	Drew Windler	C	6-9	195	So./1VL	South Milwaukee, Wis./South Milwaukee HS
2	Brandon Hayman	G	6-3	190	Fr./HS	Braselton, Ga./Mill Creek HS
5	Jeffrey Merritt	G	6-6	205	Sr./3VL	Oklahoma City, Okla./Bishop McGuinness HS
10	Connor Miller	G	6-3	170	Fr./HS	Stanley, Wis./Regis-Eau Claire HS
11	Raijon Kelly	G	6-4	175	Fr./HS	Maplewood, Minn./Cretin-Derham Hall HS
12	John Peterson	F	6-7	190	Sr./3VL	Boca Raton, Fla./Boca Raton HS
14	Kaylin Johnson	G	6-0	185	Sr./3VL	Baton Rouge, La./Parkview Baptist HS
15	Hamilton Bailey	G	6-4	190	So./1VL	Atlanta, Ga./Holy Innocents' Episcopal School
21	Gregg Wooten	G	6-2	195	Jr./2VL	Memphis, Tenn./Briarcrest Christian School
23	Matthew Friday	C	6-8	235	Sr./3VL	Grapevine, Texas/Colleyville Heritage HS
24	Will Cook	G	6-4	185	So./1VL	Dallas, Texas/Hillcrest HS
25	Devin McNeil	G	6-0	185	Fr./HS	Birmingham, Ala./Central Park Christian HS
33	Levi Barnes	C	6-10	205	So./1VL	Douglasville, Ga./Heirway Christian Academy
35	Tyler Hood	F	6-6	210	Fr./RS	Kingston, Tenn./Lenoir City High School

Head Coach: Jimmy Tillette (Our Lady of Holy Cross '75)
 Associate Head Coach: Paul Kelly (Tulane University '87)
 Assistant Coaches: Lee Burgess (Samford University '01), Terrence Johnson (Southern University '01)
 Director of Basketball Operations: Jay Welborn (Samford University '01)

ALPHABETICAL

NO	NAME	POS	NO	NAME	POS
15	Hamilton Bailey	G	11	Raijon Kelly	G
33	Levi Barnes	C	25	Devin McNeil	G
24	Will Cook	G	5	Jeffrey Merritt	G
23	Matthew Friday	C	10	Connor Miller	G
2	Brandon Hayman	G	12	John Peterson	F
35	Tyler Hood	F	1	Drew Windler	C
14	Kaylin Johnson	G	21	Gregg Wooten	G

Pronunciation Guide

Raijon Kelly	RAY-zhon
Jimmy Tillette	Tuh-LET