



2011-12 APPALACHIAN STATE MEN'S BASKETBALL

**APPALACHIAN
STATE**
6-7, 2-1 SoCon

GAME 14
JANUARY 7, 2012
THE MCKENZIE ARENA • 10,928
CHATTANOOGA, TENN.

CHATTANOOGA
7-9, 1-2 SoCon

COVERAGE TELEVISION

NA

RADIO

Appalachian Sports Network
Play-by-Play: David Jackson
Color Analyst: Randy Jackson

WEB

Live stats and streaming video
will be available for home games
at GoASU.com.

SPORTS INFORMATION

Appalachian State

MBKB Contact Charles Cochrum
E-mail cochrumca@appstate.edu
Office 828-262-7602
Mobile 828-964-6407
Website GoASU.com

Chattanooga

MBKB Contact Jim Horten
E-mail james-horten@utc.edu
Office 423-425-2350
Mobile 423-645-8733
Website GoMocs.com

SATURDAY'S GAME

- Appalachian State University men's basketball wraps up a three-game road trip at Chattanooga on Saturday evening.

- The Mountaineers have won two of their last three games and look to improve to 3-1 in league play against the defending Southern Conference North champions.

- Appalachian rallied from an early deficit at Samford on Thursday night and fended off a late Bulldog charge to pick up a 68-63 win.

- The shorthanded Apps dressed just nine players, but received solid contributions throughout the lineup as five players scored in double figures.

- Chattanooga holds a 41-29 advantage in the all-time series, with the home team winning each of the past nine meetings.

- Appalachian downed the eventual North Division champions, 78-68, in the last meeting, which took place last February in the Holmes Center.

- ASU is just 7-24 on the road against Chattanooga, with its last win coming in 2006-07.

- Chattanooga has won four of its last five games and five of the last seven following a come-from-behind 78-62 home win against Western Carolina on Thursday.

- The Mocs are 7-2 at home this season, including five-straight wins at the Roundhouse.

- Ricky Taylor leads the team with 13.3 points per game including 46.2 percent accuracy on three-pointers.

- Since Dec. 10, UTC's only losses have come at the hands of Kentucky and Tennessee.

SCHEDULE/RESULTS

November

11	LEES-McRAE	W, 90-61
15	at ETSU	L, 81-68
19	at Tennessee Tech	W, 68-63
22	EAST CAROLINA Charlotte, N.C.	L, 67-47
26	MILLIGAN	W, 81-58

December

1	UNCG *	W, 78-64
3	at Georgia Southern *	L, 73-62
6	at Minnesota	L, 70-56
10	ETSU	L, 65-48
17	at No. 5 North Carolina	L, 97-82
22	CAMPBELL	W, 77-74
30	at Miami (Fla.)	L, 84-54

January

5	at Samford *	W, 68-63
7	at Chattanooga *	7 p.m.
12	FURMAN *	7 p.m.
14	DAVIDSON *	2 p.m.
19	at Wofford *	7 p.m.
21	WESTERN CAROLINA *	3 p.m.
26	at UNCG *	7 p.m.
28	ELON *	2 p.m.

February

2	SAMFORD *	7 p.m.
4	CHARLESTON *	2 p.m.
6	at Elon *	7 p.m.
9	at Furman *	7 p.m.
11	WOFFORD *	2 p.m.
15	CHATTANOOGA *	7 p.m.
18	BRACKETBUSTER	TBA
22	at The Citadel *	7 p.m.
25	at Western Carolina *	2 p.m.

March

2-5	at SoCon Tournament Asheville, N.C.
-----	--

2011-12 MOUNTAINEERS AT-A-GLANCE

No.	Name	Pos.	Ht.	Wt.	Yr.	Hometown	GP-GS	PPG	RPG	Misc.
1	Rodney Milum	G	6-0	190	Jr.	Houston, Texas	11-3	9.5	1.8	37.7 3FG%
2	Tab Hamilton	G	6-3	175	Fr.	Winston-Salem, N.C.	11-2	7.5	1.8	85 FT%
3	G.J. Vilarino	G	6-1	185	RSo.	McKinney, Texas	10-5	3.7	1.7	2.2 apg
11	Nathan Healy	F	6-7	220	Jr.	New Bern, N.C.	12-0	2.6	2.5	77.8 FT%
13	Jamaal Trice	F	6-6	230	Jr.	Los Angeles, Calif.	13-11	10.8	2.8	45 3FG%
21	Omar Carter	G	6-5	215	Sr.	Charlotte, N.C.	13-12	13.2	5.9	2.2 apg
23	Mike Neal	G	6-2	170	Fr.	Greensboro, N.C.	12-4	5.3	1.8	3.1 apg
24	Brian Okam	C	7-0	260	RSo.	Enugu, Nigeria	9-1	0.4	1.9	7 blk
32	Isaac Butts	C	6-10	290	RSr.	Milledgeville, Ga.	12-10	7.2	5.8	58.3 FG%
33	Mitch Woods	G	6-3	210	So.	Naples, Fla.	12-4	1.4	1.0	2.0 apg
50	Andre Williamson	F	6-7	240	Sr.	Dayton, Ohio	13-13	9.8	6.8	1.7 bpg
54	Petey Hausley	F	6-6	240	Sr.	Marion, N.C.	7-0	2.1	1.9	3 blk

INSIDE...

Media Information	2
Record When	3
Southern Conference	4
Miscellaneous Stats	8
Last Time it Happened	9
Jason Capel/Holmes Center	10
Radio/TV Roster	11
Career High Quick Reference	12
Player Profiles	13
Season Stats	25

MEDIA INFORMATION

Appalachian Basketball Contact
Charles Cochrum
 E-Mail cochrumca@appstate.edu
 Office.....828-262-7602
 Mobile.....828-964-6407
 Fax.....828-262-6106

INTERVIEW POLICY

ASU head coach Jason Capel will be available for interviews with the media at times to be determined. Media members should contact basketball SID Charles Cochrum for interviews with all coaches, staff and student-athletes.

Appalachian players will be available for brief interviews following practice. Interviews of a longer duration with players may be arranged by contacting basketball SID Charles Cochrum. All player interviews must be arranged through the sports information office.

Players are instructed not to accept phone calls or participate in any interviews not arranged by the sports information office.

POSTGAME PROCEDURES

For games at the Holmes Center, head coach Jason Capel and selected players will be available during a postgame press conference as soon as possible following the conclusion of the game. It will be held in the media room located at the media entrance.

The ASU locker room is closed both home and away. A member of the ASU sports information office will take requests for players with about two minutes remaining at home games.

ASU coaches and players are not available for one-on-one interviews prior to the press conference except for live television broadcasts and the Appalachian IMG Sports Network radio broadcast. If time permits, ASU coaches and players may be available for brief one-on-one interviews following the conclusion of the press conference.

SoCon TELECONFERENCE

Coach Capel and the rest of the Southern Conference men's basketball coaches will be featured on the SoCon teleconference.

Capel and the rest of the North Division coaches are on the conference call on alternating weeks with the South Division coaches. For dates, times and access numbers, call the SoCon public affairs office at 864-591-5101.

GoASU.COM

The official website of ASU athletics, www.GoASU.com, includes pregame notes, game and season statistics, and recaps following each game. In addition, live stats and streaming video and audio are available for all home contests.

BASKETBALL E-MAIL LIST

To receive the latest news and notes on the ASU program in your inbox, contact Charles Cochrum to be added to the e-mail list.

MATCHUP AT A GLANCE

Category	Appalachian	Chattanooga
Location	Boone, N.C.	Chattanooga, Tenn.
Enrollment	17,222	11,438
Conference	Southern	Southern
Nickname	Mountaineers	Mocs
Head Coach	Jason Capel	John Shulman
Coach's Record at School	22-22 / 2nd	128-115 / 8th
Coach's Career Record	Same	Same
Overall Record	6-7	7-9
Conference Record	2-1	1-2
Points Per Game	67.6	72.3
Points Allowed Per Game	70.8	64.8
Average Scoring Margin	-3.2	+7.6
Rebounds Per Game	35.9	39.8
Rebounds Allowed Per Game	35.3	36.1
Average Rebound Margin	+0.6	+3.7
Field Goal Percentage	.438	.428
Field Goal Percentage Defense	.439	.387
Three-Point Field Goal Percentage	.365	.377
Three-Point Field Goal Pct. Defense	.326	.296
Free-Throw Percentage	.603	.666
Assists Per Game	13.3	16.6
Turnover Margin	-4.2	+0.5
Assist/Turnover Ratio	0.8	1.1
Blocks Per Game	4.9	1.3
Steals Per Game	6.0	7.8

THE SERIES

Series vs. Chattanooga	Recent Meetings				
Series.....UTC, 41-29	Year	W-L	ASU	UTC	Site
At Home.....19-10	2006-07	W	77	63	A
At Chattanooga.....7-24		W	85	69	H
Neutral Sites.....3-7	2007-08	W	92	83	H
Most ASU Points.....110, 2/13/78		L	77	89	A
Most UTC Points.....99, 1/15/03	2008-09	LOT	74	78	A
Fewest ASU Points.....42, 2/24/81		W	88	82	H
Fewest UTC Points.....49, 1/12/80	2009-10	L	80	85	A
Largest ASU Win.....47, 2/13/78		W	80	74	H
Largest UTC Win.....28, 1/18/81	2010-11	L	69	81	A
Current Streak.....1 - ASU		W	78	68	H

• Chattanooga holds a 41-29 advantage in the all-time series, with the home team winning each of the past nine meetings.

• Appalachian downed the eventual North Division champions, 78-68, in the last meeting, which took place last February in the Holmes Center.

• ASU is just 7-24 on the road against Chattanooga, with its last win coming in 2006-07.

• In two games against UTC, Omar Carter averages 18.0 points and 9.0 rebounds per game.

• Isaac Butts adds 5.6 points on 12-of-16 shooting, 7.0 rebounds and eight blocks in five meetings with the Mocs, while Andre Williamson has faced the division rival six times to average 5.0 points and 4.7 rebounds. He also has eight blocks and a 76.5 field goal percentage.

• In the last meeting, Carter scored a team-high 22 points and Petey Hausley added 12 off the bench to secure the 10-point win and keep the Mountaineers' title hopes alive.

ASU TEAM INFORMATION

2010-11 Record	16-15
SoCon Record	10-8/3rd N
Starters R/L.....	4/1
Letterwinners R/L	9/9
Seniors.....	4
Juniors	3
Sophomores.....	3
Freshmen.....	2

ASU PROGRAM HISTORY

First season	1919
All-time record.....	1141-988
All-time winning pct.536
All-time SoCon record	310-291
Outright SoCon titles	6
Shared SoCon titles	4
SoCon Tournament titles	2
Postseason appearances	4
NCAA appearances	2
.....L, 57-71 to LSU, 3/10/79	
.....L, 61-87 to Ohio State, 3/17/00	
NIT appearances	1
.....L, 59-73 at Ole Miss, 3/14/07	
CIT Appearances	1
.....W, 93-71 vs. Harvard, 3/17/10	
.....W, 80-72 at Marshall, 3/22/10	
.....L, 56-64 vs. Pacific, 3/25/10	

ASU COACHING STAFF

Head Coach	Jason Capel
.....North Carolina, 2002	
Record at ASU	22-22
Seasons	Second
Career Record	Same
Assoc. Head Coach.....	Bobby Kummer
Alma Mater	Charlotte, '96
Assistant Coaches....	Justin Gainey
.....NC State, '00	
.....Kellen Sampson	
.....Oklahoma, '06	

PRONUNCIATIONS

Petey Hausley	HAWS-lee
Rodney Milum	MY-lum
Brian Okam	OAK-um
Jamaal Trice	TRYCE
G.J. Vilarino	vill-uh-REE-no
Bobby Kummer	KOO-mer
Appalachian	app-uh-LATCH-in

ASU'S RECORD WHEN...

	2011-12	Under Capel
At home	4-1	13-4
On the road	2-5	8-13
At neutral sites	0-1	1-5
In overtime		1-0
In SoCon games	2-1	12-9
In SoCon tournament		1-1
In non-conference games	4-6	9-12
In games decided by ...		
5 points or less	3-0	7-4
6-10 points		7-3
11 points or more	3-7	8-15
Leading at the half		
Leading at the half	6-0	16-4
Trailing at the half	0-7	3-17
Tied at the half		3-1
Shooting 40% or better		
Shooting 40% or better	6-3	22-11
Shooting less than 40%	0-4	0-11
Opp. 40% or better	1-7	14-22
Opp. less than 40%	5-0	8-0
Shooting better than opp.	6-1	19-4
Shooting worse than opp.	0-6	3-17
Shooting same as opp.		0-1
Outrebounding opp.		
Outrebounding opp.	4-1	16-5
Opp. outrebounds ASU	2-6	5-16
Rebounds are tied		1-1
70% or better on FT		
70% or better on FT	1-3	10-11
Less than 70% on FT	5-4	12-11
More FT att. than opp.	3-2	18-9
Less FT att. than opp.	3-4	4-12
Same FT att. as opp.		
40% or better on 3PT		
40% or better on 3PT	3-3	8-6
Less than 40% on 3PT	3-4	14-16
More turnovers than opp.		
More turnovers than opp.	3-7	10-15
Less turnovers than opp.	3-0	9-4
Same turnovers as opp.		3-3
Scoring 80 or more points		
Scoring 80 or more points	2-1	8-1
Scoring 70-79 points	2-0	9-6
Scoring 60-69 points	2-2	5-9
Scoring 50-59 points	0-2	0-4
Scoring less than 50 points	0-2	0-2
Allowing 80 or more points		
Allowing 80 or more points	0-3	2-10
Allowing 70-79 points	1-2	6-9
Allowing 60-69 points	4-2	9-3
Allowing 50-59 points	1-0	5-0
Allowing 50 or less points		
On Sunday		
On Sunday		0-1
On Monday		1-0
On Tuesday	0-3	1-3
On Wednesday		2-1
On Thursday	3-0	6-6
On Friday	1-1	3-3
On Saturday	2-3	9-8
In November		
In November	3-2	5-4
In December	2-5	5-10
In January	1-0	4-6
In February		7-1
In March		1-1

TIPPING OFF

- Appalachian State University men's basketball wraps up a three-game road trip at Chattanooga on Saturday evening.
- The Mountaineers have won two of their last three games and look to improve to 3-1 in league play against the defending Southern Conference North champions.
- Appalachian rallied from an early deficit at Samford on Thursday night and fended off a late Bulldog charge to pick up a 68-63 win.
- The shorthanded Apps dressed just nine players, but received solid contributions throughout the lineup as five players scored in double figures.

SCOUTING THE MOCS

- Chattanooga has won four of its last five games and five of the last seven following a come-from-behind 78-62 home win against Western Carolina on Thursday.
- The Mocs are 7-2 at home this season, including five-straight wins at the Roundhouse.
- Ricky Taylor leads the team with 13.3 points per game including 46.2 percent accuracy on three-pointers.
- Omar Wattad adds 13.1 points per game while Drazen Zlovacic leads the team with 7.3 rebounds per game to accompany 10.4 points. He scored 19 points and grabbed 12 rebounds in Thursday's win.
- At 7.3 assists per game, Keegan Bell leads the SoCon and ranks fourth nationally.
- Since Dec. 10, UTC's only losses have come at the hands of Kentucky and Tennessee.

DISHING DIMES

- Appalachian is fifth in the league at 13.3 assists per game. Chattanooga leads the league at 16.6.
- Fifty-six percent (173-309) of ASU's field goals this season have been assisted.
- Guards **Rodney Milum** (12-11), **Mike Neal** (37-32), **G.J. Vilarino** (22-21) and **Mitch Woods** (24-15) all have a 1.0 or better assist-to-turnover ratio on the season.
- Neal's 3.1 assist average rank him ninth in the SoCon and first among freshmen, edging Elon's Austin Hamilton (2.9) and Samford's Devin McNeil (2.8).

SWAT TEAM

- Appalachian leads the SoCon with 4.9 blocks per game, well ahead of second-place Western Carolina's 3.6 mark
- **Andre Williamson's** 1.7 blocks per game lead the league. In fact, the senior ranks ahead of The Citadel and Chattanooga in blocks per game.
- Williamson has at least one block in 12-of-13 games on the season. He is the SoCon's active career leader with 138 swats, and ranks fourth in program history.
- **Isaac Butts** is second on the team with nine blocks on the season to rank eighth in the league. His 89 career blocked shots rank him eighth in program history and fourth among active SoCon players.

**APPALACHIAN
BY THE NUMBERS ...**

5 • Five players scored in double figures in ASU's at Samford (Carter, Hamilton, Healy, Neal, Williamson). It was the first time the team accomplished the feat this season, after five games in which four different players recorded 10 or more points.

10 • Ten different players have cracked ASU's starting lineup this season. Andre Williamson is the only player to start in all 13 games.

12 • ASU matched a program record with 12 blocks in the season-opening win against Lees-McRae. The mark was originally set in 1996-97 against Milligan.

14 • After Thursday night's 68-63 win at Samford, ASU is 3-0 in games decided by five or fewer points. Since the start of last season, the Apps have won 14-of-21 games decided by 10 or fewer points.

17.5 • Andre Williamson averaged 17.5 points in two games to earn Southern Conference Player of the Week honors on Jan. 3. The senior notched 16 points against Campbell and a season-best 19 at Miami in addition to 6.0 rebounds per game over the stretch.

46 • Appalachian has won 46 games since the start of the 2009-10 season, including 27-of-35 home contests (77.1 home winning percentage).

68.6 • Now in its 12th season in the Holmes Center, ASU has posted a 105-48 record, good for a 68.6 winning clip.

82 • ASU's 82 points scored in the setback at North Carolina marked the second-most points allowed by the Tar Heels this season. UNC allowed 90 to UNLV on a neutral-court loss in November. The last visiting team to score 80 points in the Smith Center was Long Beach State, on Dec. 11, 2010.

1,528 • Between his two seasons at Charleston Southern (852 points) and season-plus at Appalachian, Omar Carter has scored 1,528 points. He ranks 14th among active NCAA Division I players.

SOUTHERN CONFERENCE STANDINGS

North Division	SoCon		Overall	
	W	L	W	L
Elon	2	1	7	6
Western Carolina	2	1	7	8
Appalachian State	2	1	6	7
Chattanooga	1	2	7	9
Samford	0	2	3	10
UNCG	0	4	2	14

South Division	SoCon		Overall	
	W	L	W	L
Davidson	3	0	9	4
Georgia Southern	3	0	5	8
College of Charleston	2	1	10	4
Wofford	2	1	9	6
Furman	1	2	7	7
The Citadel	0	3	3	11

UPCOMING SCHEDULE (ALL TIMES EASTERN)

JANUARY 7 (SATURDAY)

*Appalachian State at Chattanooga	7 p.m.
*Samford at The Citadel	7 p.m.
*Georgia Southern at Davidson	Noon
*College of Charleston at Furman	2:30 p.m.
*Wofford at Western Carolina	4:30 p.m.

JANUARY 8 (SUNDAY)

Columbia at Elon	2 p.m.
------------------	--------

JANUARY 12 (THURSDAY)

*Furman at Appalachian State	7 p.m.
*UNCG at College of Charleston	7 p.m.
*Wofford at Chattanooga	7 p.m.
*Elon at The Citadel	7 p.m.
*Western Carolina at Davidson	7 p.m.
*Samford at Georgia Southern	7 p.m.

JANUARY 14 (SATURDAY)

*Davidson at Appalachian State	2 p.m.
*Elon at College of Charleston	4 p.m.
*UNCG at The Citadel	7 p.m.
*Chattanooga at Samford	3 p.m.
*Furman at Western Carolina	2 p.m.
*Georgia Southern at Wofford	7 p.m.

JANUARY 17 (TUESDAY)

Toccoa Falls at Western Carolina	7 p.m.
----------------------------------	--------

JANUARY 19 (THURSDAY)

*College of Charleston at Davidson	7 p.m.
*Samford at Elon	7 p.m.
*Georgia Southern at Furman	7 p.m.
*Chattanooga at UNCG	7 p.m.
*Appalachian State at Wofford	7 p.m.

JANUARY 21 (SATURDAY)

*Western Carolina at Appalachian State	3 p.m.
*The Citadel at Davidson	7 p.m.
*Chattanooga at Elon	7 p.m.
*Wofford at Furman	4 p.m.
*Charleston at Georgia Southern	7:30 p.m.

FRESHMEN STEPPING IN

- True freshmen **Tab Hamilton** and **Mike Neal** have wasted no time in contributing for the Mountaineers this season.
- Hamilton is shooting 41.3 percent from the floor, 38.2 percent from downtown and is a solid 17-of-20 at the free throw line. In 11 games, the guard averages 7.5 points after scoring 50 points in his last five outings.
- Neal made his first career start against North Carolina and notched 15 points on 6-of-12 shooting. He led ASU with three assists and boarded three rebounds as well.
- In 12 games, Neal averages 3.1 assists per game to accompany 5.3 points on 41.5 percent shooting. His 1.4 steals per game rank him 11th in the SoCon. His 1.2 assist-to-turnover ratio is also among the tops in the league.
- The pair has combined for five starts in ASU's last three games, marking the first time two true freshman have cracked the starting lineup together since 2004-05 (Jeremy Clayton and Doug McLaughlin-Williams).

YOUNG TRIO RUNS THE POINT

- Appalachian has featured three different young point guards this season in sophomores **G.J. Vilarino** and **Mitch Woods**, along with true freshman **Mike Neal**.
- All three players have recorded at least two starts at the position this season and account for nearly half (83-173) of the team's assists.
- Combined, the three underclassmen have dished out four or more assists in nine of ASU's first 13 games this year.
- The team averages 13.3 assists per game, up from 10.5 last season.

CLEANING THE GLASS

- Appalachian's size and depth in the post has proven to be an advantage in the post this season.
- ASU showed its strength in the season opener with 53 rebounds and 50 more against Milligan.
- Through 13 games, ASU ranks fourth in the SoCon with 35.9 rebounds per game.
- Three Apps rank in the league's top 15 as **Andre Williamson** stands fourth in the league at 6.8 per game, while **Omar Carter** averages 5.9

and **Isaac Butts** brings in 5.8 per game, good for ninth and 10th place, respectively.

CARTER PASSES MILESTONE

- Omar Carter's 16-point outing against Campbell pushed him over the 1,500-point career plateau.
- The senior scored 852 at Charleston Southern in his freshman and sophomore seasons, and added 505 last year, in his first season in the Black and Gold.
- His 171 points lead ASU this season and rank him 10th in the Southern Conference.
- Carter stands in the top 15 among NCAA Division I active career scorers.

DOUBLING UP

- Both **Isaac Butts** and **Andre Williamson** have picked up two double-doubles this season, ranking them third in the SoCon.
- **Omar Carter** joined the club with 24 points and 12 rebounds against UNCG. It was the fourth double-double of his career.
- The Citadel's Mike Groselle has a league-leading six double-doubles.
- Butts has 18 career double-doubles, while Williamson has six and Carter has four.
- **Petey Hausley** also has one career double-double for the Mountaineers.

BALANCED EFFORT DOWNS SAMFORD

- Five Mountaineers scored in double figures as the squad rallied from an early 16-4 hole and defeat Samford, 68-63.
- **Omar Carter** led the Apps with 17 points, eight rebounds and three assists, but it was **Nathan Healy** who stole the show.
- The junior forward matched a career high with 14 points and added eight rebounds, three blocks and two assists in 26 minutes.
- ASU dressed out just nine players for the game, and were able to fend off foul trouble by **Andre Williamson** and **Mike Neal**, who each collected four.
- Williamson scored 10 points with five rebounds, while Neal added 11 points and three assists. **Tab Hamilton** scored 12 points in his second-straight start.

APPALACHIAN'S STATS IN ITS LAST THREE GAMES

	GP-GS	FG-FGA	PCT	3FG-FGA	PCT	FT-FTA	PCT	REB-AVG.	AST.	TO	BLK	STL	PTS/AVG
Millum	1-1	2-4	.500	2-4	.500	0-0	.000	2-2.0	1	2	0	0	6/6.0
Hamilton	3-2	11-26	.423	5-14	.357	4-7	.571	7-2.3	2	2	0	2	31/10.3
Vilarino	3-0	2-7	.286	0-1	.000	1-5	.200	3-1.0	7	5	0	4	5/1.7
Healy	3-0	5-10	.500	1-4	.250	5-5	1.000	8-2.7	2	5	3	1	16/5.3
Trice	3-1	7-20	.350	4-8	.500	7-13	.538	11-3.7	2	1	0	0	25/8.3
Carter	3-3	15-32	.469	4-12	.333	3-6	.500	15-5.0	10	6	1	7	37/12.3
Neal	3-3	9-20	.450	2-8	.250	2-2	1.000	6-2.0	12	13	3	3	22/7.3
Okam	2-0	0-0	.000	0-0	.000	0-0	.000	3-1.5	0	0	1	0	0/0.0
Butts	2-2	3-9	.333	0-0	.000	0-0	.000	6-3.0	1	3	1	0	6/3.0
Woods	2-0	1-4	.250	1-3	.333	3-4	.750	2-1.0	1	1	0	1	6/3.0
Williamson	3-3	17-23	.739	3-4	.750	8-16	.500	17-5.7	3	2	3	0	45/15.0
Hausley	1-0	0-0	.000	0-0	.000	0-0	.000	3-3.0	0	1	1	0	0/0.0
Team								11-3.7		1			
Totals	3	72-155	.465	22-58	.379	33-58	.569	94-31.3	41	42	13	18	199/66.3
Opponents	3	81-169	.479	16-52	.308	43-69	.623	98-32.7	36	31	8	22	221/73.7

'CANES TAKE ADVANTAGE OF ASU'S SHOOTING WOES

- Appalachian connected on 29 percent of its first-half shots as Miami worked up to a 39-24 halftime lead and never looked back in an 84-54 win.
- **Andre Williamson** was ASU's bright spot with a season-high 19 points on 8-of-11 shooting to accompany seven rebounds.
- The Mountaineers shot 35.1 percent for the game — their second lowest of the season — and converted 6-of-22 three-pointers.
- ASU's 15 assists and 12 turnovers bumped the team to a plus-eight mark in assists-to-turnovers over its last three games.

ASU HOLDS OFF CAMELS

- The Mountaineers overcame a 12-point deficit in the first half to down Campbell, 77-74, on Dec. 22 at the Holmes Center.
- **Jamaal Trice** came off the bench to lead ASU with 17 points, while **Omar Carter** and **Andre Williamson** added 16 each.
- Mike Neal made his second start and dished out a pair of assists to accompany three blocks and four points.
- ASU knocked down 10-of-20 three-pointers.

APPS CHALLENGE HEELS

- Appalachian faced No. 5 North Carolina and its 20,000 fans in the Smith Center, and gave the Tar Heels some fits in a 97-82 setback.
- **Omar Carter** led the Mountaineers with 21 points and seven rebounds as ASU battled back from an early hole to pull within 34-30.
- ASU then rebounded from a 29-point hole in the second half to claw within 12 points on the strength of solid shooting and defense.
- Freshman **Mike Neal** and sophomore **Brian Okam** each made their first career starts in the game, while **Rodney Milum** earned a place in the starting five for the second time this season.
- Neal and classmate **Tab Hamilton** recorded career scoring highs in the game with a combined 26 points.

LATE GOPHER RUN DENIES ASU

- An **Omar Carter** three-pointer tied the game at 52-all with five minutes to play before Minnesota took off on an eight-point run to seal the 70-56 win at The Barn.
- Carter finished with 18 points and **Rodney Mi-**

lum connected on five three-pointers to score a career-high 16 points.

- **Isaac Butts** and **Andre Williamson** hauled in eight rebounds each, but combined for just 11 points. ASU committed a season-low 13 turnovers in the game.

EAGLES DEAL ASU FIRST LEAGUE LOSS

- Both teams shot well, but Georgia Southern connected on eight three-pointers and forced 17 turnovers to come away with a 73-62 win and drop ASU to 1-1 in SoCon play.
- **Andre Williamson** scored 13 points with nine rebounds to lead the Apps, while **Omar Carter** scored 13 points as well.
- **Mitch Woods** came off the bench to lead ASU with three of the team's seven assists.
- The Mountaineers outshot the home team from the field, 48.9 percent to 47.3.
- ASU owned a 17-9 advantage in rebounds in the second half, but GSU owned a 35-32 advantage for the game.

APPS TAKE LEAGUE OPENER OVER UNCG

- **Omar Carter** notched a double-double with 24 points and 12 rebounds to lead the Apps past UNCG in the SoCon opener for both teams.
- ASU shot 49.1 percent from the field and knocked down 10-of-22 three-pointers.
- **Andre Williamson** swatted four blocks for a second game in a row to accompany seven points and six boards, while **Isaac Butts** added 10 points and seven rebounds.
- The Apps battled back from a 22-11 rebound deficit at halftime to own a 41-40 advantage at the game's conclusion.

APPS PICK UP ROAD WIN AT TENNESSEE TECH

- Appalachian erased an early eight-point deficit behind solid shooting to down Tennessee Tech in for the team's first road win of the season.
- **Omar Carter** and **Jamaal Trice** scored 19 points each, including seven three-pointers, as the Apps held onto a late lead to snap a seven-game road losing streak in the Volunteer State.
- ASU's defense forced TTU to take a contested trey while trailing by three points in its final possession. **Rodney Milum** hauled in a clutch

STARTING FIVE

A look at the number of times a group has started together, and the team's record for each lineup.

Games	PG	G	G/F	F	F/C	Record
1-4	Woods	Trice	Carter	Williamson	Butts	2-2
6-9	Vilarino	Trice	Carter	Williamson	Butts	1-3
5	Vilarino	Milum	Trice	Carter	Williamson	1-0
10	Neal	Milum	Trice	Williamson	Okam	0-1
11	Neal	Milum	Carter	Williamson	Butts	1-0
12	Neal	Hamilton	Carter	Williamson	Butts	0-1
13	Neal	Hamilton	Trice	Carter	Williamson	1-0

FRONT ENDS

Below is a look at ASU's conversion rates on the front end on 1-and-1s when in the bonus.

Player	FT-FTA	Pct
Butts	1-1	1.000
Carter	4-9	.444
Hamilton	4-4	1.000
Hausley	1-1	1.000
Healy	1-1	1.000
Milum	2-2	1.000
Neal	1-3	.333
Trice	1-3	.333
Vilarino	2-4	.500
Williamson	5-8	.625
Woods	1-1	1.000
TOTAL	22-36	.611
OPPONENTS	19-29	.655

RPI WATCH

Below is ASU's RPI ranking this season with the ranking for all of ASU's Division I opponents this season.

Team	RPI
Appalachian State	247
Campbell	147
Chattanooga	290
The Citadel	328
College of Charleston	61
Davidson	38
East Carolina	166
ETSU	200
Elon	162
Furman	233
Georgia Southern	240
Miami	64
Minnesota	40
North Carolina	12
Samford	317
Tennessee Tech	191
UNCG	301
Western Carolina	241
Wofford	141
Southern Conference	21

* RPI's are through games on Jan. 5, 2011

INJURY REPORT

Questionable:
Brian Okam (illness)

LAST MEETING

CHATTANOOGA 68
APPALACHIAN 78

Feb. 12, 2011 • Boone, N.C.
Holmes Center • 2,012

A 14-point run midway through the second half broke a tie put Appalachian State University men's basketball ahead of Chattanooga for good in the 78-68 win at the Holmes Center. Omar Carter scored 10 points during the stretch and finished with a game-high 22. The junior also led ASU with seven rebounds to accompany three assists.

Once the Mountaineers (12-13, 8-7 SoCon) gained the first double-figure advantage of the game, the home team held it to the final horn for double-figure margin of victory in Appalachian's four-game winning streak.

Donald Sims scored 13 second-half points to finish with 19 on the night. He added six rebounds, four assists and two steals. The senior sank 6-of-11 field goal attempts as the Apps sank 15-of-29 shots in the second half to finish the night with a 49.1 field goal percentage, including a 10-of-25 mark from downtown.

CHATTANOOGA 68

Player	FG	3FG	FT	R	TP	A	MIN
Early-F	6-10	0-2	0-0	3	12	1	23
Saffore-C	0-3	0-0	0-0	2	0	0	14
Wattad-G	2-9	1-7	0-0	4	5	3	28
Bell-G	3-9	1-6	0-0	3	7	7	38
Taylor-G	6-12	4-7	5-6	5	21	1	37
Hampton	1-2	1-2	0-0	0	3	0	7
Cage	2-5	0-2	2-4	2	6	0	13
Smith	0-1	0-1	0-0	0	0	0	2
Burroughs	1-2	1-2	0-0	1	3	0	17
Jefferson	4-6	0-0	3-5	10	11	0	21
Team				3			
Totals	25-59	8-29	10-15	33	68	12	200

	Half (32)	Final
FG%	.406 (13-32)	.424
3FG%	.308 (4-13)	.276
FT%	.333 (2-6)	.667

APPALACHIAN 78

Player	FG	3FG	FT	R	TP	A	MIN
Williamson-F	2-4	0-0	2-2	5	6	0	19
Sims-G	6-11	2-7	5-8	6	19	4	39
Wright-G	3-3	2-2	0-0	2	8	1	22
Booth-G	3-11	3-10	0-0	4	9	1	32
Carter-G	6-13	3-4	7-9	7	22	3	35
Healy	1-2	0-1	0-0	1	2	1	8
Woods	0-1	0-1	0-1	3	0	4	11
Breeze	0-0	0-0	0-0	0	0	0	8
Hausley	6-10	0-0	0-0	4	12	0	26
Team				3			
Totals	27-55	10-25	14-20	35	78	14	200

	Half (31)	Final
FG%	.462 (12-26)	.491
3FG%	.333 (3-9)	.400
FT%	.667 (4-6)	.700

Fouls: ASU 17 (Williamson, 4), UTC 17 (Two, 4). Turnovers: ASU 16 (Two, 4), UTC 16 (Two, 4). Blocks: ASU 4 (Williamson, 2), UTC 0. Steals: ASU 7 (Three, 2), UTC 5 (Two, 2).

rebound and sank two ensuing free throws to ice the 68-63 win.

• **Isaac Butts** led ASU with seven boards and **Mitch Woods** dished out four assists.

ASU ADDS TWO SIGNEES

• Head coach Jason Capel inked a pair of players in the early signing period for the 2012-13 season. The pair of forwards will help reload ASU's front court, which graduates three seniors after this season.

• **Arthur McMillan • F • 6-6**
Nashville, Tenn. (Lawson State/Morehead State)
• **Michael Obacha • F • 6-8**
Oak Ridge, N.C. (High Point Christian/Oak Ridge)

PRESEASON PROGNOSTICATIONS

• The Southern Conference coaches voted senior **Omar Carter** the league's Preseason Player of the Year. The early honor is well-deserved as the wing is the SoCon's top returning scorer from last season in addition to 5.8 rebounds per game, 40 assists and 26 steals in his first season with the Apps.
• Both the league's coaches and media picked ASU to finish second in the North Division, behind defending champion Chattanooga.

START ME UP

• Appalachian head coach **Jason Capel** has used 10 different players in seven starting lineups this season.
• **Andre Williamson** is the only player to start all 13 games. **Omar Carter** has started 12, while **Jamaal Trice** has started 11 and **Isaac Butts** has been in the starting five 10 times.
• At Miami, **Tab Hamilton** and **Mike Neal** became the first pair of true freshmen to start a game together for ASU since 2004-05, when Jeremy Clayton and Doug McLaughlin-Williams did so.
• **Mitch Woods** started 17 games as a freshman last season

FORMER STANDOUT DRAFTED BY NBDL'S RENO BIGHORNS

• Following the completion of a stellar four-year career at Appalachian, guard Donald Sims was drafted in the NBDL's fourth round by the Reno Bighorns in November.
• The Gaffney, S.C. native is averaging nearly 7.0 points per game in 22.0 minutes of action.

CAREER STATS VS. CHATTANOOGA

	GP-GS	FG-FGA	PCT	3FG-FGA	PCT	FT-FTA	PCT	REB-AVG.	AST.	TO	BLK	STL	PTS/AVG
Butts	5-4	12-16	.750	0-0	.000	4-6	.667	35-7.0	3	3	8	3	28/5.6
Carter	2-2	11-27	.407	3-8	.375	11-14	.786	18-9.0	4	5	1	0	36/18.0
Hausley	2-1	9-16	.563	0-0	.000	0-0	.000	5-2.5	0	3	1	2	18/9.0
Healy	4-0	2-7	.286	1-4	.250	1-2	.500	6-1.5	2	2	1	1	6/1.5
Williamson	6-2	13-17	.765	0-0	.000	4-4	1.000	28-4.7	1	3	8	1	30/5.0
Woods	2-1	1-4	.250	0-3	.000	0-1	.000	6-3.0	7	2	0	2	2/1.0

• Reno is the minor league affiliate of the Atlanta Hawks, Memphis Grizzlies and Sacramento Kings for this season.

MEN'S BASKETBALL EXCELS IN THE CLASSROOM

• Since the NCAA Academic Progress Rate (APR) was introduced, Appalachian has been one of the most successful programs in the nation in exceeding the NCAA's academic benchmark.
• In each year the NCAA has released APR data, the Mountaineers have finished well above the NCAA benchmark score of 925.
• For 2005-06, ASU was one of only 13 public institutions to garner the award.
• The 2008-09 Apps posted the highest score in four years with a 980, placing the team in the top 30 percent of programs nationally.
• Below is a look at how ASU has fared in the APR in each year data was compiled. Also included for comparison are the average scores of all Division I schools and all Division I public universities.

Year	ASU	Division I	Public Univs.
2009-10	970	945	937
2008-09	980	940	931
2007-08	971	933	924
2006-07	972	938	928
2005-06	976	934	923
2004-05	991	927	917
2003-04	981	926	914

SCOUTING THE SoCon

• Appalachian moved into a three-way tie for the division lead on Thursday, as Elon and Western Carolina each suffered their first league losses.
• A win by either ASU or WCU (home against Wofford) would push it ahead of Elon, which does not play a conference game again until next Thursday.
• Georgia Southern's win over Elon and Davidson's drubbing of UNCG on Thursday kept the two South squads perfect in league play. GSU's win snapped a 26-game road losing streak for the Eagles.

GLANCING AHEAD

• Appalachian returns home for two games, beginning with a visit from Furman on Thursday, Jan. 12.
• The Mountaineers then host Davidson on Saturday before heading to Wofford the following week.

CLUTCH FREE THROWS

Player	FT-FTA	Pct.	Last Attempts
Omar Carter	5-8	.625	1-2, up 66-63 at Samford, 0:15
Andre Williamson	4-7	.571	1-2, up 67-63 at Samford, 0:08
Jamaal Trice	2-4	.500	1-2, up 71-67 vs. Campbell, 1:21
Rodney Milum	2-2	1.000	2-2, up 66-63 at Tenn. Tech, 0:02
Isaac Butts	1-2	.500	1-2, up 65-63 at Tenn. Tech, 0:19
Mike Neal	0-1	.000	0-1, up 73-64 vs. UNCG, 1:00
TOTAL	14-24	.583	

* Final three minutes of regulation and OT when score is within 10 when player is fouled.

SEASON AND CAREER PERFORMANCES

2011-12		Career	2011-12		Career
DOUBLE-DIGIT SCORING GAMES			10+ REBOUND GAMES		
Omar Carter	9 (5-4)	35 (19-16)	Isaac Butts	2 (1-1)	26 (20-6)
Isaac Butts	4 (2-2)	34 (23-11)	Andre Williamson	2 (2-0)	10 (5-5)
Andre Williamson	8 (4-4)	27 (15-12)	Omar Carter	1 (1-0)	4 (3-1)
Petey Hausley		7 (4-3)	Petey Hausley		1 (1-0)
Nathan Healy	1 (1-0)	5 (1-4)	Nathan Healy		1 (1-0)
Jamaal Trice	6 (3-3)	6 (3-3)	7+ ASSIST GAMES		
Tab Hamilton	4 (3-1)	4 (3-1)	Mitch Woods	1 (1-0)	2 (1-1)
Rodney Milum	4 (2-2)	4 (2-2)	Mike Neal	1 (0-1)	1 (0-1)
Mike Neal	2 (1-1)	2 (1-1)	Nathan Healy		1 (1-0)
G.J. Vilarino	1 (1-0)	1 (1-0)	DOUBLE-DOUBLES		
20+ POINT GAMES			Isaac Butts	2 (1-1)	18 (14-4)
Omar Carter	2 (1-1)	12 (9-3)	Andre Williamson	2 (2-0)	6 (4-2)
Isaac Butts		1 (1-0)	Omar Carter	1 (1-0)	4 (3-1)
Jamaal Trice	1 (0-1)	1 (0-1)	Petey Hausley		1 (1-0)
Andre Williamson		1 (1-0)	5+ THREE-POINTER GAMES		
30+ POINT GAMES			Omar Carter		2 (2-0)
Omar Carter		1 (1-0)	Jamaal Trice	2 (1-1)	2 (1-1)
5+ STEAL GAMES			Rodney Milum	1 (0-1)	1 (0-1)
			4+ BLOCK GAMES		
			Andre Williamson	2 (2-0)	8 (4-4)
			Isaac Butts		5 (2-3)

(ASU's record in games in parenthesis)

BY HALVES

	Appalachian	Opponents
Most first-half points	46, 11/11	48, 12/17
Most second half-points	50, 12/17	49, 12/17
Most overtime points*		*single OT period
Fewest first-half points	17, 11/22	21, 11/11
Fewest second-half points	24, 12/10	22, 12/10

Scoring By Period	1st Half (Avg.)	2nd Half (Avg.)	OT (Avg.)	Total
Appalachian	421 (32.4)	458 (35.2)	0	879
Opponents	456 (35.1)	464 (35.7)	0	920

SCORING MARGIN

Margin	1	2	3	4	5	6	7	8	9	10	11	12	13	14	15	16	17+
Wins	*	*	1	*	2	*	*	*	*	*	*	*	*	1	*	*	2
Losses	*	*	*	*	*	*	*	*	*	*	1	*	1	1	1	*	3

**CURRENT PLAYERS IN THE
ASU CAREER RECORD BOOK**

FIELD-GOAL PERCENTAGE

1. .690 (412-597)	Ricky Nedd	1990-94
2. .614 (286-466)	Donte Minter	2006-07
3. .598 (522-873)	Kareem Livingston	1994-98
4. .591 (313-530)	Isaac Butts	2007-
5. .591 (366-619)	Josh Shehan	1999-03
6. .585 (560-958)	Charles Payton	1979-82
7. .580 (244-421)	Cedrick Holmes	1998-00
8. .577 (523-906)	Sam Gibson	1988-90
9. .568 (406-715)	Jeremy Clayton	2004-07
10. .544 (395-726)	Rod Davis	1983-86
.537 (238-443)	Andre Williamson	2008-

REBOUNDS

1. 1,108	Wayne Duncan	1962-65
2. 1,097	Rick Howe	1958-61
3. 974	Charles Payton	1978-82
4. 926	Mel Hubbard	1975-79
5. 860	Bob Campbell	1953-56
6. 855	Allan Price	1966-69
7. 840	Chad McClendon	1991-95
8. 783	Dave Abernathy	1954-57
9. 774	Jeremy Clayton	2004-08
10. 691	Isaac Butts	2007-

BLOCKS

1. 220	Jeremy Clayton	2004-08
2. 193	Ricky Nedd	1990-94
3. 165	Kareem Livingston	1994-98
4. 138	Andre Williamson	2008-
5. 118	Steve Spurlock	1989-92
6. 105	Sam Gibson	1987-90
7. 95	Chris McFarland	2001-05
8. 87	Isaac Butts	2007-
9. 77	Donte Minter	2006-08
10. 73	Chad McClendon	1991-95

**THREE-POINT FIELD-GOAL
PERCENTAGE**

1. .445 (65-146)	Graham Bunn	2001-03
2. .433 (189-437)	Kemp Phillips	1986-90
3. .427 (103-241)	Rufus Leach	1999-2000
4. .419 (113-270)	Ed Ward	1987-91
5. .415 (68-164)	Shawn Alexander	1998-2001
6. .405 (358-883)	Donald Sims	2007-11
7. .400 (68-170)	Darryl Person	1986-88
8. .390 (170-436)	Tige Darner	1995-98
9. .389 (211-543)	Billy Ross	1989-93
10. .388 (155-400)	Kellen Brand	2006-10
.374 (52-139)	Omar Carter	2010-

MISCELLANEOUS STATS

Leading Scorer

Carter	6
Trice	5
Williamson	3
Butts	1
Milum	1

Leading Rebounder

Williamson	7
Butts	3
Carter	3
Healy	1
Okam	1

Leader in Assists

Neal	5
Carter	4
Woods	4
Vilarino	3
Healy	1
Williamson	1

20-Pt Scoring Games

Carter	2
Trice	1

30-Pt Scoring Games

First Substitutions

Milum	5
Healy	2
Woods	2
Butts	1
Hamilton	1
Okam	1
Trice	1

Three-Point Plays

Appalachian	8/24
Opponents	19/31

Hamilton	2/2
Healy	1/1
Milum	1/1
Butts	2/3
Williamson	1/3
Carter	1/6
Trice	0/3
Hausley	0/2
Vilarino	0/2
Woods	0/1

Four-Point Plays

Appalachian	0/0
Opponents	0/0

5-Second violations

Appalachian	4
Opponents	1

Shot Clock Violations

Appalachian	3
Opponent	0

Technical Fouls

Appalachian	3
Opponents	1

First-half Timeouts

Appalachian	17
Opponents	12

Jump Balls Controlled

Appalachian	5/13
Opponents	8/13

Williamson	5/13
------------	------

First to Score

Appalachian	5
Opponents	8

First to Score for ASU

Carter	5
Williamson	4
Butts	1
Milum	1
Trice	1
Vilarino	1

How ASU Scored First Points

Jumper	6
3-Pointer	5
Free throw	1
Layup	1
Tip-in	
Hook	
Dunk	

Runs of 8-0 or more

Appalachian	9
Opponents	14

Runs of 10-0 or more

Appalachian	3
Opponents	5

Largest Run

Appalachian	11, 11/11
Opponents	12, 12/17

DEFICITS OVERCOME

Below is a look at ASU and its opponents' largest deficits overcome to tie the game or take a lead as well as the time needed to overcome the deficit.

	ASU Trailed By	Time to Tie	Opponent Trailed By	Time to Tie
Lees-McRae	NA	NA	NA	NA
ETSU	NA	NA	NA	NA
Tennessee Tech	8	4:16	8	2:41
East Carolina	NA	NA	NA	NA
Milligan	1	0:16	8	6:07
UNCG	7	1:15	4	0:48
Ga. Southern	NA	NA	NA	NA
Minnesota	10	8:24	5	2:49
ETSU	NA	NA	NA	NA
North Carolina	2	0:26	NA	NA
Campbell	12	7:24	7	0:57
Miami	1	0:27	3	1:38
Samford	12	6:06	NA	NA
Chattanooga				
Furman				
Davidson				
Wofford				
Western Carolina				
UNCG				
Elon				
Samford				
Coll. of Charleston				
Elon				
Furman				
Wofford				
Chattanooga				
BracketBuster				
The Citadel				
Western Carolina				

THE LAST TIME IT HAPPENED ...

ASU SCORING

Less than 50 points	48	vs. ETSU, L 65-48, 12/10/11
50-59 points	54	at Miami, L 84-54, 12/30/11
60-69 points	68	at Samford, W 68-63, 1/5/12
70-79 points	77	vs. Campbell, W 77-74, 12/22/11
80-89 points	82	at North Carolina, L 97-82, 12/17/11
90-99 points	90	vs. Lees-McRae, W 90-61, 11/11/11
100+ points	101	vs. Montreat, W 101-71, 11/16/10

OPPONENT SCORING

Less than 50 points	44	vs. Lees-McRae, W 77-44, 11/17/09
50-59 points	58	vs. Milligan, W 81-58, 11/26/11
60-69 points	63	at Samford, W 68-63, 1/5/12
70-79 points	74	vs. Campbell, W 77-74, 12/22/11
80-89 points	84	at Miami, L 84-54, 12/30/11
90-99 points	97	at North Carolina, L 97-82, 12/17/11
100+ points	108	at UNCW, LOT 101-108, 11/14/08

ASU FIELD GOAL PCT.

Less than 20 percent	NA	
20-29 percent	.288 (15-52)	vs. Wofford, L, 56-51, 3/8/10
30-39 percent	.351 (20-57)	at Miami, L 84-54, 12/30/11
40-49 percent	.426 (29-68)	at North Carolina, L 97-82, 12/17/11
50-59 percent	.542 (26-48)	at Samford, W 68-63, 1/5/12
60-69 percent	.600 (30-50)	at W. Carolina, W 89-77, 2/6/10
70 percent or higher	.710 (44-62)	vs. Tenn. Wesleyan, W 112-48, 12/30/99

OPPONENT FIELD GOAL PCT.

Less than 20 percent	.149 (7-47)	vs. Piedmont, W 92-36, 12/8/03
20-29 percent	.281 (18-64)	vs. Charleston, W 77-54, 3/7/10
30-39 percent	.397 (25-63)	at Samford, W 68-63, 1/5/12
40-49 percent	.471 (24-51)	vs. ETSU, L 65-48, 12/10/11
50-59 percent	.549 (28-51)	at Miami, L 84-54, 12/30/11
60-69 percent	.618 (34-55)	at The Citadel, L, 91-67, 1/20/11
70 percent or higher	.723 (34-47)	vs. Chattanooga, L 67-98, 3/6/03

ASU THREE-POINT FIELD GOAL PCT.

Less than 10 percent	.083 (1-12)	vs. Wofford, L 69-56, 3/5/11
10-19 percent	.185 (5-27)	at ETSU, L 81-68, 11/15/11
20-29 percent	.273 (6-22)	at Miami, L 84-54, 12/30/11
30-39 percent	.375 (6-16)	at Samford, W 68-63, 1/5/12
40-49 percent	.450 (9-20)	at North Carolina, L 97-82, 12/17/11
50-59 percent	.500 (10-20)	vs. Campbell, W 77-74, 12/22/11
60 percent or higher	.692 (9-13)	at High Point, W 82-81, 2/19/11

OPPONENT THREE-POINT FG PCT.

Less than 10 percent	.056 (1-18)	at Longwood, W 85-59, 1/31/05
10-19 percent	.111 (1-9)	vs. Ga. Southern, W 65-57, 3/4/11
20-29 percent	.261 (6-23)	at Samford, W 68-63, 1/5/12
30-39 percent	.333 (2-6)	at Minnesota, L 70-56, 12/6/11
40-49 percent	.438 (7-16)	at Miami, L 84-54, 12/30/11
50-59 percent	.500 (8-16)	at Ga. Southern, L 73-62, 12/3/11
60 percent or higher	.667 (2-3)	vs. ETSU, L 65-48, 12/10/11

ASU FREE THROW PCT.

Less than 50 percent	.462 (6-13)	vs. ETSU, L 65-48, 12/10/11
50-59 percent	.500 (10-20)	at Samford, W 68-63, 1/5/12
60-69 percent	.682 (15-22)	vs. Campbell, W 77-74, 12/22/11
70-79 percent	.733 (11-15)	at Minnesota, L 70-56, 12/6/11
80-89 percent	.882 (15-17)	at North Carolina, L 97-82, 12/17/11
90-99 percent	.909 (10-11)	at The Citadel, L, 91-67, 1/20/11
100 percent	1.000 (9-9)	vs. Chattanooga, W 80-74, 2/25/10

ASU REBOUNDS

Less than 20 rebounds	18	vs. Chattanooga, L 49-74, 2/21/04
20-29 rebounds	24	vs. Campbell, W 77-74, 12/22/11
30-39 rebounds	30	at Miami, L 84-54, 12/30/11
40-49 rebounds	40	at Samford, W 68-63, 1/5/12
50-59 rebounds	50	vs. Milligan, W 81-58, 11/26/11
60 or more rebounds	63	at UNCW, LOT 101-108, 11/14/08

OPPONENT REBOUNDS

Less than 20 rebounds	17	vs. Samford, W 82-68, 2/27/10
20-29 rebounds	29	vs. Charleston, W 85-70, 2/24/11
30-39 rebounds	31	at Samford, W 68-63, 1/5/12
40-49 rebounds	40	vs. UNCG, W 78-64, 12/1/11
50-59 rebounds	51	vs. San Jose State, L 62-64, 11/16/07
60 or more rebounds	NA	

ASU ASSISTS

Less than 5 assists	3	vs. The Citadel, W 71-61, 3/6/10
5-10 assists	7	at Ga. Southern, L 73-62, 12/3/11
10-15 assists	14	at Samford, W 68-63, 1/5/12
16-20 assists	16	vs. UNCG, W 78-64, 12/1/11
21-25 assists	25	vs. Milligan, W 113-91, 12/17/09
26-30 assists	28	vs. Milligan, W 112-47, 12/30/08
31 or more assists	31	vs. Montreat, W 105-57, 1/14/06

OPPONENT ASSISTS

Less than 5 assists	3	vs. Davidson, W 78-70, 2/10/01
5-10 assists	7	vs. Milligan, W 81-58, 11/26/11
11-15 assists	13	at Samford, W 68-63, 1/5/12
16-20 assists	17	at North Carolina, L 97-82, 12/17/11
21-25 assists	21	at Furman, L 81-61, 1/29/11
26-30 assists	27	at Georgetown, L 89-60, 12/12/10
31 or more assists	32	at North Carolina, L 64-87, 1/17/98

ASU BLOCKS

0 blocks	0	at The Citadel, L, 91-67, 1/20/11
1-5 blocks	2	at Miami, L 84-54, 12/30/11
6-10 blocks	6	at Samford, W 68-63, 1/5/12
11-15 blocks	12	vs. Lees-McRae, W 90-61, 11/11/11

OPPONENT BLOCKS

0 blocks	0	vs. Chattanooga, W 78-68, 2/12/11
1-5 blocks	1	at Samford, W 68-63, 1/5/12
6-10 blocks	6	at Minnesota, L 70-56, 12/6/11
11-15 blocks	12	vs. Kentucky, L, 93-69, 12/20/08

ASU STEALS

0 steals	0	at Wofford, W 77-76, 12/7/09
1-5 steals	5	at Samford, W 68-63, 1/5/12
6-10 steals	6	at Miami, L 84-54, 12/30/11
11-15 steals	12	vs. Milligan, W 81-58, 11/26/11
15+ steals	15	vs. Lees-McRae, W 90-61, 11/11/11

OPPONENT STEALS

0 steals	NA	
1-5 steals	5	vs. Campbell, W 77-74, 12/22/11
6-10 steals	9	at Samford, W 68-63, 1/5/12
11-15 steals	11	vs. ETSU, L 65-48, 12/10/11
15+ steals	18	at ETSU, L 81-68, 11/15/11

HEAD COACH
JASON CAPEL
UNC, 2002
22-22
SECOND SEASON



COACHING EXPERIENCE

2009-10 Appalachian State
Assistant Coach
2010- pres. Appalachian State
Head Coach

PLAYING EXPERIENCE

High School

1993-94 Greensboro (N.C.) Day School
1994-96 Chesapeake (Va.) Indian River HS
1996-98 St. John's at Prospect Hall (Md.)

College

1998-2002 North Carolina
B.A., Communication

Professional

2002-04 Fayetteville Patriots
NBDL
2004-05 Kariya Aishin Sea Horses
JBL - Japan
2005-06 BT Roseto
Serie A - Italy
2006 Air Avellino
Serie A - Italy
2007 KK Crvena Zvezda Beograd
A-League - Serbia

EDUCATION

2002 North Carolina
B.A., Communication

PERSONAL INFORMATION

Birthdate Jan. 15, 1980
Hometown Fayetteville, N.C.

NOTING COACH CAPEL

- Hired as ASU's 15th head men's basketball coach on April 21, 2010.
- At 30 years, three months and six days old, Capel became the youngest head coach in NCAA Division I when he was hired. The distinction was taken over by Robert Morris' Andrew Toole two weeks later.
- Capel became the first ASU coach to win double-figure Southern Conference games in his first year (dating back to 1972).
- He is just the fourth ASU coach to post a .500 winning percentage in his first season at the helm.

HOLMES CONVOCATION CENTER

CAPACITY: 8,350
OPENED: NOVEMBER 2000

HOLMES CENTER TEAM RECORDS

MOST POINTS			
ASU	113	Milligan	Dec. 17, 2010
Opp.	108	Coll. of Charleston	Feb. 15, 2003

FEWEST POINTS			
ASU	48	ETSU	Dec. 10, 2011
Opp.	36	Piedmont	Dec. 8, 2003

MOST FIELD GOALS			
ASU	42	North Greenville	Nov. 13, 2006
	42	Montreat	Jan. 14, 2006
Opp.	38	Gardner-Webb	Jan. 15, 2003

MOST FIELD GOAL ATTEMPTS			
ASU	81	UNC Greensboro	Jan. 11, 2003
	81	North Greenville	Nov. 13, 2006
Opp.	84	East Tennessee State	Jan. 6, 2003

HIGHEST FIELD GOAL PERCENTAGE			
ASU	.672 (39-58)	Ga. Southern	Feb. 13, 2010
Opp.	.603 (35-58)	Tennessee Tech	Nov. 27, 2004

MOST THREE-POINT FIELD GOALS			
ASU	17	The Citadel	Jan. 27, 2007
Opp.	17	Charlotte	Nov. 25, 2002

FEWEST THREE-POINT FIELD GOALS			
ASU	1	Georgia Southern	Feb. 2, 2004
Opp.	1	East Tennessee State	Feb. 23, 2002
	1	Milligan	Dec. 30, 2008

MOST THREE-POINT FIELD GOAL ATTEMPTS			
ASU	42	The Citadel	Feb. 3, 2005
Opp.	45	Charlotte	Nov. 25, 2002

HIGHEST THREE-POINT FIELD PERCENTAGE			
ASU	.667 (10-15)	Elon	Jan. 8, 2009
Opp.	.688 (11-16)	North Carolina	Nov. 17, 2000

HCC ATTENDANCE RECORDS

LARGEST CROWDS			
1.	8,350	Davidson	Jan. 12, 2009
2.	8,325	North Carolina	Nov. 17, 2000
3.	5,373	Davidson	Feb. 22, 2003
4.	5,343	Charlotte	Nov. 25, 2002
5.	5,109	Western Carolina	Feb. 22, 2005
6.	5,075	Western Carolina	Jan. 23, 2010
7.	5,011	UNC Greensboro	Feb. 22, 2007
8.	4,055	Elon	Jan. 13, 2007
9.	3,949	Davidson	Feb. 2, 2002
10.	3,893	The Citadel	Feb. 1, 2003
11.	3,891	Western Carolina	Feb. 13, 2004
12.	3,743	Georgia Southern	Jan. 19, 2008
13.	3,731	East Tennessee St.	Jan. 24, 2004
14.	3,716	The Citadel	Jan. 27, 2007
15.	3,697	Western Carolina	Feb. 3, 2003

LARGEST SoCon GAME CROWDS			
1.	8,350	Davidson	Jan. 12, 2009
2.	5,373	Davidson	Feb. 22, 2003
3.	5,109	Western Carolina	Feb. 22, 2005
4.	5,074	Western Carolina	Jan. 23, 2010
5.	5,011	UNC Greensboro	Feb. 22, 2007

LARGEST NON-CONFERENCE GAME CROWDS			
1.	8,325	North Carolina	Nov. 17, 2000
2.	5,343	Charlotte	Nov. 25, 2002
3.	3,437	Arkansas-Little Rock	Nov. 18, 2005
4.	3,351	East Carolina	Nov. 19, 2001
5.	3,210	Charlotte	Nov. 19, 2008

ASU'S RECORD AT THE HOLMES CENTER

Season	Overall	Pct.	SoCon	Pct.
2000-01	6-8	.429	4-4	.500
2001-02	7-6	.538	2-6	.250
2002-03	12-2	.857	6-2	.750
2003-04	4-7	.364	1-7	.125
2004-05	13-1	.929	7-1	.875
2005-06	8-4	.667	4-3	.571
2006-07	12-1	.923	8-1	.889
2007-08	9-4	.692	8-2	.800
2008-09	7-7	.500	4-6	.400
2009-10	14-4	.778	7-2	.778
2010-11	9-3	.750	6-3	.667
2011-12	4-1	.800	1-0	1.000
Total	105-48	.686	58-37	.611

RADIO / TV ROSTER

Rodney Milum


G • 6-0 • 190 • Jr.



PPG	9.5	RPG	1.8	APG	1.1
FG%	.372	3FG	.377	FT%	.636

Tab Hamilton

G • 6-3 • 175 • Fr.



PPG	7.5	RPG	1.8	APG	0.5
FG%	.413	3FG	.382	FT%	.850

G.J. Vilarino


G • 6-1 • 185 • So.



PPG	3.7	RPG	1.7	APG	2.2
FG%	.326	3FG	.111	FT%	.444

Nathan Healy


F • 6-7 • 220 • Jr.



PPG	2.6	RPG	2.5	APG	0.8
FG%	.393	3FG	.200	FT%	.778

Jamaal Trice


G/F • 6-6 • 230 • Jr.



PPG	10.8	RPG	2.8	APG	0.7
FG%	.425	3FG	.450	FT%	.590

Omar Carter

G • 6-5 • 215 • Sr.



PPG	13.2	RPG	5.9	APG	2.2
FG%	.443	3FG	.318	FT%	.579

Mike Neal


G • 6-2 • 170 • Fr.



PPG	5.3	RPG	1.8	APG	3.1
FG%	.415	3FG	.333	FT%	.667

Brian Okam


C • 7-0 • 260 • RSr.



PPG	0.4	RPG	1.9	BPG	0.8
FG%	.167	3FG	.000	FT%	.500

Isaac Butts


C • 6-10 • 290 • RSr.



PPG	7.2	RPG	5.8	BPG	0.8
FG%	.583	3FG	.000	FT%	.696

Mitch Woods


G • 6-3 • 210 • So.



PPG	1.4	RPG	1.0	APG	2.0
FG%	.300	3FG	.125	FT%	.571

Andre Williamson


F • 6-7 • 240 • Sr.



PPG	9.8	RPG	6.8	BPG	1.7
FG%	.578	3FG	.625	FT%	.574

Petey Hausley

F • 6-6 • 240 • Sr.



PPG	2.1	RPG	1.9	BPG	0.4
FG%	.389	3FG	.000	FT%	.125

CAREER HIGH QUICK REFERENCE

CATEGORY	BUTTS	CARTER	HAMILTON	HAUSLEY
Points	22, vs. Lees-McRae (11/17/09)	35, at Tulsa (11/12/10)	12, at Samford (1/5/12)	17, at High Point (2/19/11)
Field Goals	11, vs. Lees-McRae (11/17/09)	10, Four times	5, at Samford (1/5/12)	6, Three times
Field Goal Attempts	13, Two times	18, Three times	10, vs. Lees-McRae (11/11/11)	10, Four times
3-Point Field Goals		5, Two times	2, Fourtimes	
3-Point Field Goal Att.		8, vs. Ga. Southern (1/8/11)	6, at Miami (12/30/11)	
Free Throws	6, at ETSU (11/15/11)	10, at Tulsa (11/12/10)	6, at North Carolina (12/17/11)	5, at High Point (2/19/11)
Free Throw Attempts	6, Four times	12, Two times	6, at North Carolina (12/17/11)	8, at High Point (2/19/11)
Rebounds	19, at Ga. Southern (2/2/09)	12, Two times	3, at Ga. Southern (12/3/11)	10, at High Point (2/19/11)
Assists	4, Two times	4, Two times	2, Two times	1, Six times
Steals	3, Two times	4, vs. Lees-McRae (11/11/11)	1, Six times	2, Two times
Blocks	5, Three times	1, Seven times	2, vs. Lees-McRae (11/11/11)	2, Three times
CATEGORY	HEALY	MILUM	NEAL	OKAM
Points	14, Two times	16, at Minnesota (12/6/11)	15, at North Carolina (12/17/11)	4, vs. ETSU (12/10/11)
Field Goals	5, Two times	5, at Minnesota (12/6/11)	6, at North Carolina (12/17/11)	1, vs. ETSU (12/10/11)
Field Goal Attempts	9, Three times	12, Two times	12, at North Carolina (12/17/11)	2, vs. Lees-McRae (11/11/11)
3-Point Field Goals	3, vs. ETSU (12/24/10)	5, at Minnesota (12/6/11)	2, vs. UNCG (12/1/11)	
3-Point Field Goal Att.	4, Two times	9, Two times	4, at ETSU (11/15/11)	
Free Throws	5, Two times	4, vs. East Carolina (11/22/11)	4, vs. Lees-McRae (11/11/11)	2, vs. ETSU (12/10/11)
Free Throw Attempts	6, Two times	6, vs. East Carolina (11/22/11)	5, vs. ETSU (12/10/11)	2, Two times
Rebounds	11, vs. Milligan (12/30/10)	4, at Tenn. Tech (11/19/11)	4, vs. ETSU (12/10/11)	7, vs. ETSU (12/10/11)
Assists	4, vs. Milligan (12/30/10)	3, vs. Lees-McRae (11/11/11)	7, at Miami (12/30/11)	1, Two times
Steals	4, vs. Milligan (12/30/10)	2, vs. Milligan (11/26/11)	4, vs. Lees-McRae (11/11/11)	1, at Minnesota (12/6/11)
Blocks	3, at Samford (1/5/12)	1, at North Carolina (12/17/11)	3, vs. Campbell (12/22/11)	2, at North Carolina (12/17/11)
CATEGORY	TRICE	VILARINO	WILLIAMSON	WOODS
Points	27, vs. East Carolina (11/22/11)	10, vs. Milligan (11/26/11)	20, vs. Milligan (12/30/10)	6, at Miami (12/30/11)
Field Goals	8, vs. East Carolina (11/22/11)	4, vs. Milligan (11/26/11)	8, Two times	2, Two times
Field Goal Attempts	14, vs. East Carolina (11/22/11)	9, at Minnesota (12/6/11)	13, at W. Carolina (1/15/11)	6, vs. UNCG (1/13/11)
3-Point Field Goals	5, Two times	1, at North Carolina (12/17/11)	2, at Miami (12/30/11)	1, Three times
3-Point Field Goal Att.	9, at Tenn. Tech (11/19/11)	2, Two times	3, at Miami (12/30/11)	3, at ETSU (11/15/11)
Free Throws	6, vs. East Carolina (11/22/11)	2, Two times	12, vs. Lees-McRae (11/11/11)	3, Two times
Free Throw Attempts	9, vs. East Carolina (11/22/11)	6, at Ga. Southern (12/3/11)	14, vs. Lees-McRae (11/11/11)	6, at Tulsa (11/12/10)
Rebounds	6, at Samford (1/5/12)	6, vs. UNCG (12/1/11)	18, vs. Milligan (11/26/11)	8, at Mississippi St. (11/19/10)
Assists	3, at Tenn. Tech (11/19/11)	5, vs. Milligan (11/26/11)	4, vs. Ga. Southern (1/8/11)	7, Two times
Steals	2, Two times	2, vs. Campbell (12/22/11)	3, vs. Lees-McRae (11/11/11)	2, vs. Chattanooga (2/12/11)
Blocks	1, Three times		5, vs. UNCW (11/13/09)	2, vs. Lees-McRae (11/11/11)
CATEGORY	SCHOOL RECORD	TEAM SEASON HIGH		
Points	56, Stan Davis (1/24/74)	27, Trice (11/22/11)		
Field Goals	25, Stan Davis (1/24/74)	9, Carter (12/1/11)		
Field Goal Attempts	42, Stan Davis (1/24/74)	15, Carter (two times)		
3-Point Field Goals	10, Nate Cranford (1/6/07)	5, Trice (twice) and Milum		
3-Point Field Goal Att.	20, Donald Sims (1/19/10)	9, Trice and Milum (twice)		
Free Throws	23, John Pyecha (2/9/55)	12, Williamson (11/11/11)		
Free Throw Attempts	26, John Pyecha (2/9/55)	14, Williamson (11/11/11)		
Rebounds	24, Larry Dudas (2/26/72)	18, Williamson (11/26/11)		
Assists	14, Tyson Patterson (11/27/99)	7, Woods and Neal		
Steals	9, D.J. Thompson (2/22/07)	4, Carter and Neal (11/11/11)		
Blocks	8, R. Nedd & J. Clayton	4, Williamson (two times)		



32
ISAAC BUTTS
R-SENIOR • CENTER
6-10 • 290
MILLEDGEVILLE, GA.
GEORGIA MILITARY COLLEGE PREP

Games played:	12
Minutes/game:	23.7
Points/game:	7.2
FG Pct:	58.3
FT Pct:	69.6
Rebounds/game:	5.8
Assists/game:	0.3
Turnovers/game:	2.5
Assist/turnover ratio:	0.1
Steals/game:	0.3
Blocks/game:	0.8

BUTTS' HIGHS

Points
Career 22 vs. Lees-McRae (11/17/09)
Season 18 vs. Milligan (11/26/11)

Field Goals
Career 11 vs. Lees-McRae (11/17/09)
Season 8 vs. Milligan (11/26/11)

Field Goal Attempts
Career 13 vs. ETSU (12/13/08)
vs. Milligan (12/17/09)
Season 12 vs. Milligan (11/26/11)

Free Throws
Career 6 at ETSU (11/15/11)
Season 6 at ETSU (11/15/11)

Free Throw Attempts
Career 6 Four times
Season 6 at ETSU (11/15/11)
vs. Milligan (11/26/11)

Rebounds
Career 19 at Georgia Southern (2/2/09)
Season 13 vs. Milligan (11/26/11)

Assists
Career 4 vs. Furman (2/21/08)
vs. Milligan (12/17/09)
Season 1 Three times

Steals
Career 3 vs. Tennessee Tech (2/20/10)
at Elon (2/22/10)
Season 1 Four times

Blocks
Career 5 Three times
Season 2 Three times

- Notched six points, three rebounds and a block in 15 minutes against Campbell.
- Scored four points with four rebounds before fouling out after 21 minutes at North Carolina.
- Added nine points on 4-of-6 shooting with eight rebounds at Minnesota.
- Fouled out with 11 points on 5-of-6 shooting with five rebounds at Georgia Southern.
- Scored 10 points on 4-of-6 shooting with seven rebounds against UNCG.
- Tallied a double-double with season highs in points (18) and rebounds (13) against Milligan.

- Sank both shot attempts for four points to accompany two blocks and two rebounds against East Carolina.
- Scored six points and added a late free throw in ASU's win at Tennessee Tech. Also grabbed seven rebounds and dished out an assist.
- Notched his first double-double of the season and the 17th of his career with 10 points and 11 rebounds at ETSU. Was a perfect 6-of-6 from the foul line and blocked two shots.
- Made his return against Lees-McRae after missing the 2010-11 season to injury. Scored eight points with five rebounds and two blocks in 18 minutes.

2011-12 GAME-BY-GAME

Opponent	Date	GS	Min	FG	FGA	Pct	3FG	3FGA	Pct	FT	FTA	Pct	Off	Def	Tot	Avg	PF	FO	A	TO	Blk	Stl	Pts	Avg	
LEES-MCRAE	11/11/11	*	18	4	6	.667	0	0	.000	0	0	.000	2	3	5	5.0	3	0	0	3	2	0	8	8.0	
at ETSU	11/15/11	*	31	2	6	.333	0	0	.000	6	6	1.000	6	5	11	8.0	4	0	0	4	2	1	10	9.0	
at Tennessee Tech	11/19/11	*	21	2	2	1.000	0	0	.000	2	4	.500	4	3	7	7.7	4	0	1	5	0	0	6	8.0	
vs East Carolina	11/22/11	*	24	2	2	1.000	0	0	.000	0	0	.000	1	1	2	6.3	3	0	0	2	2	1	4	7.0	
MILLIGAN	11/26/11		24	8	12	.667	0	0	.000	2	6	.333	7	6	13	7.6	3	0	0	2	0	1	18	9.2	
UNCG	12/01/11	*	34	4	6	.667	0	0	.000	2	2	1.000	2	5	7	7.5	3	0	1	2	1	0	10	9.3	
at Georgia Southern	12/03/11	*	19	5	6	.833	0	0	.000	1	1	1.000	3	2	5	7.1	5	1	0	3	0	0	11	9.6	
at Minnesota	12/06/11	*	37	4	6	.667	0	0	.000	1	2	.500	5	3	8	7.3	3	0	1	2	0	1	9	9.5	
ETSU	12/10/11	*	20	0	0	.000	0	0	.000	0	0	.000	0	2	2	6.7	5	1	0	2	1	0	0	8.4	
at North Carolina	12/17/11		21	1	5	.200	0	0	.000	2	2	1.000	2	2	4	6.4	5	1	0	2	0	0	4	8.0	
CAMPBELL	12/22/11	*	15	3	5	.600	0	0	.000	0	0	.000	0	3	3	6.1	4	0	1	0	1	0	6	7.8	
at Miami	12/30/11	*	20	0	4	.000	0	0	.000	0	0	.000	1	2	3	5.8	1	0	0	3	0	0	0	7.2	
at Samford	01/05/11		DNP																						
Totals			10	284	35	60	.583	0	0	.000	16	23	.696	33	37	70	5.8	43	3	4	30	9	4	86	7.2

CAREER STATS

Year	GP	GS	Min	Avg	FG	FGA	Pct	3FG	3FGA	Pct	FT	FTA	Pct	Off	Def	Tot	Avg	PF	FO	Ast	TO	Blk	Stl	Pts	Avg
2007-08	20	0	171	8.6	25	47	.532	0	0	.000	7	15	.467	14	43	57	2.9	29	0	9	21	5	2	57	2.9
2008-09	31	31	793	25.6	111	187	.594	0	0	.000	40	60	.667	90	173	263	8.5	100	2	30	59	39	6	262	8.5
2009-10	37	35	956	25.8	142	236	.602	0	0	.000	30	57	.526	116	185	301	8.1	110	3	34	71	35	20	314	8.5
2010-11			Redshirted																						
2011-12	12	10	284	23.7	35	60	.583	0	0	.000	16	23	.696	33	37	70	5.8	43	3	4	30	9	4	86	7.2
TOTAL	100	76	2204	22.0	313	530	.591	0	0	.000	93	155	.600	253	438	691	6.9	282	8	77	181	88	32	719	7.2

CAREER SoCon STATS

Year	GP	GS	Min	Avg	FG	FGA	Pct	3FG	3FGA	Pct	FT	FTA	Pct	Off	Def	Tot	Avg	PF	FO	Ast	TO	Blk	Stl	Pts	Avg
2007-08	10	0	82	8.2	12	26	.462	0	0	.000	3	8	.375	9	19	28	2.8	12	0	7	6	4	0	27	2.7
2008-09	20	20	523	26.2	72	119	.605	0	0	.000	26	42	.619	61	110	171	8.6	65	1	22	37	21	6	170	8.5
2009-10	18	17	475	26.4	63	99	.636	0	0	.000	17	30	.567	57	92	149	8.3	57	1	11	40	18	12	143	7.9
2010-11			Redshirted																						
2011-12	2	2	53	26.5	9	12	.750	0	0	.000	3	3	1.000	5	7	12	6.0	8	1	1	5	1	0	21	10.5
TOTAL	50	39	1133	22.7	156	256	.609	0	0	.000	49	83	.590	132	228	360	7.2	142	3	41	88	44	18	361	7.2



21
OMAR CARTER
 SENIOR • GUARD
 6-5 • 215
 CHARLOTTE, N.C.
 CHARLESTON SOUTHERN

Games played:	13
Minutes/game:	30.6
Points/game:	13.2
FG Pct:	44.3
3FG Pct:	31.8
FT Pct:	57.9
Rebounds/game:	5.9
Assists/game:	2.2
Turnovers/game:	3.0
Assist/turnover ratio:	0.7
Steals/game:	1.6
Blocks/game:	0.2

CARTER'S HIGHS

Points
 Career 35 at Tulsa (11/12/10)
 Season 24 vs. UNCG (12/1/11)

Field Goals
 Career 10 Four times
 Season 9 vs. UNCG (12/1/11)

Field Goal Attempts
 Career 18 Three times
 Season 15 vs. UNCG (12/1/11)
 at North Carolina (12/17/11)

3-Point Field Goals
 Career 5 at Tulsa (11/12/10)
 Season 3 vs. Georgia Southern (1/8/11)
 at Minnesota (12/6/11)

3-Point Attempts
 Career 8 vs. Georgia Southern (1/8/11)
 Season 7 at Tennessee Tech (11/19/11)

Free Throws
 Career 10 at Tulsa (11/12/10)
 Season 5 Four times

Free Throw Attempts
 Career 10 at Tulsa (11/12/10)
 Season 7 vs. Robert Morris (12/18/10)
 Four times

Rebounds
 Career 12 at UNCG (2/2/11)
 Season 12 vs. UNCG (12/1/11)
 vs. UNCG (12/1/11)

Assists
 Career 4 at High Point (2/19/11)
 Season 4 at ETSU (11/15/11)
 at ETSU (11/15/11)

Steals
 Career 4 vs. Lees-McRae (11/11/11)
 Season 4 vs. Lees-McRae (11/11/11)

Blocks
 Career 1 Nine times
 Season 1 vs. UNCG (12/1/11)
 at Samford (1/5/12)

- Led ASU with 17 points on 6-of-10 shooting at Samford. Added eight rebounds, three assists and three steals.
- Crossed the career 1,500-point plateau with 16 against Campbell on 7-of-13 shooting. Dished out four assists with a pair of steals in the win.
- Scored 21 points (16 in the first half) on 7-of-15 shooting at North Carolina. Led ASU in scoring and rebounding.
- Pulled down seven rebounds in 16 first-half minutes against ETSU. Added four points and an assist.
- Connected on a season-high three three-pointers to tally 18 points with three assists and three rebounds at Minnesota.

- Tied for the team high with 13 points on 6-of-11 shooting at Georgia Southern.
- Scored a season-high 24 points on 9-of-15 shooting and notched a double-double with 12 rebounds to lead ASU past UNCG in the SoCon opener.
- Co-led the Mountaineers with 19 points at Tennessee Tech. Added four rebounds, an assist and a steal in the win.
- Filled up the box score with 14 points, eight rebounds, four assists and a steal at ETSU.
- Scored 10 early points en route to a 15-point, eight-rebound outing in the season opener against Lees-McRae. Added four steals and a pair of assists.

2011-12 GAME-BY-GAME


Opponent	Date	GS	Min	FG	FGA	Pct	3FG	3FGA	Pct	FT	FTA	Pct	Off	Def	Tot	Avg	PF	FO	A	TO	Blk	Stl	Pts	Avg	
LEES-MCRAE	11/11/11	*	26	6	12	.500	2	4	.500	1	4	.250	3	5	8	8.0	2	0	2	3	0	4	15	15.0	
at ETSU	11/15/11	*	35	5	14	.357	0	1	.000	4	7	.571	5	3	8	8.0	2	0	4	5	0	1	14	14.5	
at Tennessee Tech	11/19/11	*	34	6	14	.429	2	7	.286	5	7	.714	1	3	4	6.7	2	0	1	4	0	1	19	16.0	
vs East Carolina	11/22/11	*	26	1	7	.143	0	4	.000	2	5	.400	3	2	5	6.3	0	0	1	2	0	2	4	13.0	
MILLIGAN	11/26/11	*	20	1	4	.250	0	1	.000	0	0	.000	1	3	4	5.8	3	0	2	0	0	3	2	10.8	
UNCG	12/01/11	*	37	9	15	.600	1	4	.250	5	6	.833	3	9	12	6.8	3	0	3	5	1	1	24	13.0	
at Georgia Southern	12/03/11	*	38	6	11	.545	0	1	.000	1	5	.200	1	3	4	6.4	1	0	0	4	0	1	13	13.0	
at Minnesota	12/06/11	*	36	5	11	.455	3	5	.600	5	7	.714	1	2	3	6.0	3	0	3	3	0	1	18	13.6	
ETSU	12/10/11	*	16	1	5	.200	0	2	.000	2	3	.667	2	5	7	6.1	1	0	1	4	0	0	4	12.6	
at North Carolina	12/17/11		28	7	15	.467	2	3	.667	5	7	.714	2	5	7	6.2	1	0	2	3	0	0	21	13.4	
CAMPBELL	12/22/11	*	33	7	13	.538	2	5	.400	0	0	.000	1	2	3	5.9	0	0	4	2	0	2	16	13.6	
at Miami	12/30/11	*	36	2	9	.222	0	4	.000	0	0	.000	2	2	4	5.8	2	0	3	1	0	2	4	12.8	
at Samford	01/05/12	*	33	6	10	.600	2	3	.667	3	6	.500	4	4	8	5.9	1	0	3	3	1	3	17	13.2	
Totals			12	398	62	140	.443	14	44	.318	33	57	.579	29	48	77	5.9	21	0	29	39	2	21	171	13.2

CAREER STATS

Year	GP	GS	Min	Avg	FG	FGA	Pct	3FG	3FGA	Pct	FT	FTA	Pct	Off	Def	Tot	Avg	PF	FO	Ast	TO	Blk	Stl	Pts	Avg
2010-11	31	31	1042	33.6	184	395	.466	38	95	.400	99	131	.756	51	129	180	5.8	57	0	40	52	7	26	505	16.3
2011-12	13	12	398	30.6	62	140	.443	14	44	.318	33	57	.579	29	48	77	5.9	21	0	29	39	2	21	171	13.2
TOTAL	44	43	1440	32.7	246	535	.460	52	139	.374	132	188	.702	80	177	257	5.8	78	0	69	91	9	47	676	15.4

CAREER SoCon STATS

Year	GP	GS	Min	Avg	FG	FGA	Pct	3FG	3FGA	Pct	FT	FTA	Pct	Off	Def	Tot	Avg	PF	FO	Ast	TO	Blk	Stl	Pts	Avg
2010-11	18	18	621	34.5	118	241	.490	23	55	.418	54	72	.750	33	91	124	6.9	37	0	23	37	3	16	313	17.4
2011-12	3	3	108	36.0	21	36	.583	3	8	.375	9	17	.529	8	16	24	8.0	5	0	6	12	2	5	54	18.0
TOTAL	21	21	729	34.7	139	277	.502	26	63	.413	63	89	.708	41	107	148	7.0	42	0	29	49	5	21	367	17.5



2
TAB HAMILTON
 FRESHMAN • GUARD
 6-3 • 175
 WINSTON-SALEM, N.C.
 FISHBURNE MILITARY ACADEMY

Games played:	11
Minutes/game:	16.3
Points/game:	7.5
FG Pct:	41.3
3FG Pct:	38.2
FT Pct:	85.0
Rebounds/game:	1.8
Assists/game:	0.5
Turnovers/game:	1.1
Assist/turnover ratio:	0.4
Steals/game:	0.5
Blocks/game:	0.2

HAMILTON'S HIGHS

Points
 Career 12 at Samford (1/5/12)
 Season 12 at Samford (1/5/12)

Field Goals
 Career 5 at Samford (1/5/12)
 Season 5 at Samford (1/5/12)

Field Goal Attempts
 Career 10 vs. Lees-McRae (11/11/11)
 Season 10 vs. Lees-McRae (11/11/11)

3-Point Field Goals
 Career 2 Four times
 Season 2 Four times

3-Point Attempts
 Career 6 at Miami (12/30/11)
 Season 6 at Miami (12/30/11)

Free Throws
 Career 6 at North Carolina (12/17/11)
 Season 6 at North Carolina (12/17/11)

Free Throw Attempts
 Career 6 at North Carolina (12/17/11)
 Season 6 at North Carolina (12/17/11)

Rebounds
 Career 4 at Miami (12/30/11)
 Season 4 at Miami (12/30/11)

Assists
 Career 2 vs. Lees-McRae (11/11/11)
 vs. Campbell (12/22/11)
 Season 2 vs. Lees-McRae (11/11/11)
 vs. Campbell (12/22/11)

Steals
 Career 1 Six times
 Season 1 Six times

Blocks
 Career 2 vs. Lees-McRae (11/11/11)
 Season 2 vs. Lees-McRae (11/11/11)

- Recorded a career-high 12 points on 5-of-8 shooting at Samford. Added a rebound and an assist in the win.
- Scored eight points with a season-best four rebounds at Miami.
- Matched his career best with 11 points on 4-of-9 shooting against Campbell. Sank a pair of treys and dished out two assists.
- Notched a career-high 11 points (all in the second half) at North Carolina. Sank 6-of-6 free throws and added a three-pointer in just 10 minutes.
- Knocked down 2-of-3 treys to score eight points with a rebound against ETSU.
- Grabbed a career-high three rebounds in nine minutes at Georgia Southern.

- Hit a pair of three-pointers to score eight points with two rebounds and a steal against UNCG.
- Scored seven points on 3-of-5 shooting with two rebounds and a steal against Milligan.
- Notched two points with two rebounds against ECU.
- Scored five points with one assist, one rebound and a steal in 14 minutes at ETSU.
- Tallied 10 points in his collegiate debut with one three-pointer. Added two rebounds, two blocks and two assists in the win over Lees-McRae.

2011-12 GAME-BY-GAME

Opponent	Date	GS	Min	FG	FGA	Pct	3FG	3FGA	Pct	FT	FTA	Pct	Off	Def	Tot	Avg	PF	FO	A	TO	Blk	Stl	Pts	Avg
LEES-MCRAE	11/11/11	16	3	10	.300	1	5	.200	3	3	1.000	0	2	2	2.0	1	0	2	0	2	1	10	10.0	
at ETSU	11/15/11	14	1	5	.200	1	5	.200	2	2	1.000	1	0	1	1.5	2	0	1	2	0	1	5	7.5	
at Tennessee Tech	11/19/11	DNP																						
vs East Carolina	11/22/11	7	1	1	1.000	0	0	.000	0	0	.000	2	0	2	1.7	0	0	0	1	0	0	2	5.7	
MILLIGAN	11/26/11	18	3	5	.600	1	2	.500	0	0	.000	1	1	2	1.8	1	0	0	3	0	1	7	6.0	
UNCG	12/01/11	17	2	4	.500	2	3	.667	2	2	1.000	0	2	2	1.8	2	0	0	1	0	1	8	6.4	
at Georgia Southern	12/03/11	9	0	1	.000	0	1	.000	0	0	.000	0	3	3	2.0	2	0	0	2	0	0	0	5.3	
at Minnesota	12/06/11	DNP																						
ETSU	12/10/11	16	3	7	.429	2	3	.667	0	0	.000	0	1	1	1.9	0	0	0	0	0	0	8	5.7	
at North Carolina	12/17/11	10	2	4	.500	1	1	1.000	6	6	1.000	0	0	0	1.6	2	0	0	1	0	0	11	6.4	
CAMPBELL	12/22/11	18	4	9	.444	2	5	.400	1	2	.500	0	2	2	1.7	0	0	2	0	0	1	11	6.9	
at Miami	12/30/11	* 28	2	9	.222	1	6	.167	3	5	.600	2	2	4	1.9	3	0	0	1	0	0	8	7.0	
at Samford	01/05/12	* 26	5	8	.625	2	3	.667	0	0	.000	0	1	1	1.8	3	0	0	1	0	1	12	7.5	
Totals		2	179	26	63	.413	13	34	.382	17	20	.850	6	14	20	1.8	16	0	5	12	2	6	82	7.5

CAREER STATS

Year	GP	GS	Min	Avg	FG	FGA	Pct	3FG	3FGA	Pct	FT	FTA	Pct	Off	Def	Tot	Avg	PF	FO	Ast	TO	Blk	Stl	Pts	Avg
2011-12	11	2	179	16.3	26	63	.413	13	34	.382	17	20	.850	6	14	20	1.8	16	0	5	12	2	6	82	7.5
TOTAL	11	2	179	16.3	26	63	.413	13	34	.382	17	20	.850	6	14	20	1.8	16	0	5	12	2	6	82	7.5

CAREER SoCon STATS

Year	GP	GS	Min	Avg	FG	FGA	Pct	3FG	3FGA	Pct	FT	FTA	Pct	Off	Def	Tot	Avg	PF	FO	Ast	TO	Blk	Stl	Pts	Avg
2011-12	3	1	52	17.3	7	13	.538	4	7	.571	2	2	1.000	0	6	6	2.0	7	0	0	4	0	2	20	6.7
TOTAL	3	1	52	17.3	7	13	.538	4	7	.571	2	2	1.000	0	6	6	2.0	7	0	0	4	0	2	20	6.7



54

PETEY HAUSLEY

SENIOR • FORWARD

6-6 • 240

MARION, N.C.

IOWA WESTERN COMMUNITY COLLEGE

Games played:	7
Minutes/game:	6.6
Points/game:	2.1
FG Pct:	38.9
FT Pct:	12.5
Rebounds/game:	1.9
Assists/game:	0.1
Turnovers/game:	0.6
Assist/turnover ratio:	0.3
Steals/game:	0.1
Blocks/game:	0.4

HAUSLEY'S HIGHS

Points
 Career 17 at High Point (2/19/11)
 Season 7 vs. Milligan (11/26/11)

Field Goals
 Career 6 Three times
 Season 3 vs. Lees-McRae (11/11/11)
 vs. Milligan (11/26/11)

Field Goal Attempts
 Career 10 Four times
 Season 7 vs. Lees-McRae (11/11/11)

3-Point Field Goals
 Career
 Season

3-Point Attempts
 Career
 Season

Free Throws
 Career 5 at High Point (2/19/11)
 Season 1 vs. Milligan (11/26/11)

Free Throw Attempts
 Career 8 at High Point (2/19/11)
 Season 5 vs. Milligan (11/26/11)

Rebounds
 Career 10 at High Point (2/19/11)
 Season 4 vs. Milligan (11/26/11)

Assists
 Career 1 Six times
 Season 1 at North Carolina (12/17/11)

Steals
 Career 2 at Chattanooga (12/2/10)
 at Davidson (1/5/11)
 Season 1 at North Carolina (12/17/11)

Blocks
 Career 2 Three times
 Season 2 vs. Lees-McRae (11/11/11)

- Grabbed three rebounds with a block in five minutes at Samford.
- Tallied two points and two rebounds with a steal at North Carolina.
- Suffered an ankle injury prior to the game at Minnesota.
- Made the most of eight minutes on the court against Milligan, setting season highs with seven points and four rebounds.
- Hauled in one rebound in four minutes of action in the win at Tennessee Tech.
- Notched six points on 3-of-7 shooting with two blocks and a rebound in 13 minutes against Lees-McRae.

2011-12 GAME-BY-GAME

Opponent	Date	GS	Min	FG	FGA	Pct	3FG	3FGA	Pct	FT	FTA	Pct	Off	Def	Tot	Avg	PF	FO	A	TO	Blk	Stl	Pts	Avg
LEES-MCRAE	11/11/11	13	3	7	.429	0	0	.000	0	3	.000	0	1	1	1.0	2	0	0	2	2	0	6	6.0	
at ETSU	11/15/11	DNP																						
at Tennessee Tech	11/19/11	4	0	0	.000	0	0	.000	0	0	.000	0	1	1	1.0	2	0	0	1	0	0	0	3.0	
vs East Carolina	11/22/11	6	0	2	.000	0	0	.000	0	0	.000	1	1	2	1.3	0	0	0	0	0	0	0	2.0	
MILLIGAN	11/26/11	8	3	5	.600	0	0	.000	1	5	.200	1	3	4	2.0	0	0	0	0	0	0	7	3.3	
UNCG	12/01/11	DNP																						
at Georgia Southern	12/03/11	2	0	2	.000	0	0	.000	0	0	.000	0	0	0	1.6	0	0	0	0	0	0	0	2.6	
at Minnesota	12/06/11	DNP																						
ETSU	12/10/11	DNP																						
at North Carolina	12/17/11	8	1	2	.500	0	0	.000	0	0	.000	1	1	2	1.7	3	0	1	0	0	1	2	2.5	
CAMPBELL	12/22/11	DNP																						
at Miami	12/30/11	DNP																						
at Samford	01/05/12	5	0	0	.000	0	0	.000	0	0	.000	1	2	3	1.9	1	0	0	1	1	0	0	2.1	
Totals		0	46	7	18	.389	0	0	.000	1	8	.125	4	9	13	1.9	8	0	1	4	3	1	15	2.1

CAREER STATS

Year	GP	GS	Min	Avg	FG	FGA	Pct	3FG	3FGA	Pct	FT	FTA	Pct	Off	Def	Tot	Avg	PF	FO	Ast	TO	Blk	Stl	Pts	Avg
2010-11	30	17	553	18.4	82	150	.547	0	0	.000	45	74	.608	50	52	102	3.4	95	6	5	38	15	15	209	7.0
2011-12	7	0	46	6.6	7	18	.389	0	0	.000	1	8	.125	4	9	13	1.9	8	0	1	4	3	1	15	2.1
TOTAL	37	17	599	16.2	89	168	.530	0	0	.000	46	82	.561	54	61	115	3.1	103	6	6	42	18	16	224	6.1

CAREER SoCon STATS

Year	GP	GS	Min	Avg	FG	FGA	Pct	3FG	3FGA	Pct	FT	FTA	Pct	Off	Def	Tot	Avg	PF	FO	Ast	TO	Blk	Stl	Pts	Avg
2010-11	18	10	316	17.6	45	84	.536	0	0	.000	21	33	.636	23	30	53	2.9	48	1	1	24	6	12	111	6.2
2011-12	2	0	7	3.5	0	2	.000	0	0	.000	0	0	.000	1	2	3	1.5	1	0	0	1	1	0	0	0.0
TOTAL	20	10	323	16.2	45	86	.523	0	0	.000	21	33	.636	24	32	56	2.8	49	1	1	25	7	12	111	5.6



11
NATHAN HEALY
 JUNIOR • FORWARD
 6-7 • 220
 NEW BERN, N.C.
 BLAIR ACADEMY (N.J.)

Games played:	12
Minutes/game:	10.2
Points/game:	2.6
FG Pct:	39.3
3FG Pct:	20.0
FT Pct:	77.8
Rebounds/game:	2.5
Assists/game:	0.8
Turnovers/game:	0.8
Assist/turnover ratio:	1.0
Steals/game:	0.7
Blocks/game:	0.3

HEALY'S HIGHS

Points	
Career 14	vs. ETSU (12/24/10) at Samford (1/5/12)
Season 14	at Samford (1/5/12)
Field Goals	
Career 5	at Mississippi State (11/19/10) vs. ETSU (12/24/10)
Season 4	at Samford (1/5/12)
Field Goal Attempts	
Career 9	Three times
Season 7	at Samford (1/5/12)
3-Point Field Goals	
Career 3	vs. ETSU (12/24/10)
Season 1	at North Carolina (12/17/11) at Samford (1/5/12)
3-Point Attempts	
Career 4	at Mississippi State (11/19/10) vs. ETSU (12/24/10)
Season 3	at Samford (1/5/12)
Free Throws	
Career 5	at ETSU (11/14/09) at Samford (1/5/12)
Season 5	at Samford (1/5/12)
Free Throw Attempts	
Career 6	at ETSU (11/14/09) vs. Wofford (3/5/11)
Season 5	at Samford (1/5/12)
Rebounds	
Career 11	vs. Milligan (12/30/10)
Season 8	vs. Lees-McRae (11/11/11) at Samford (1/5/12)
Assists	
Career 7	vs. Milligan (12/30/10)
Season 2	Three times
Steals	
Career 4	vs. Milligan (12/30/10)
Season 2	Three times
Blocks	
Career 3	at Samford (1/5/12)
Season 3	at Samford (1/5/12)

- Posted a career night with 14 points, eight rebounds, three blocks and a pair of assists in 26 minutes at Samford.
- Knocked down his first three-pointer of the season at North Carolina. Scored five points with three rebounds, two steals and an assist.
- Pulled down two rebounds in just three minutes against ETSU.
- Dished out an assist against UNCG.
- Hauled in two rebounds and dished out an assist in eight minutes at Tennessee Tech.
- Grabbed four rebounds and added two points and one assist at ETSU.

- Threw down a pair of fast-break dunks and tallied eight points on 3-of-6 shooting in the season opener against Lees-McRae. Added eight rebounds, two steals and a block.

2011-12 GAME-BY-GAME

Opponent	Date	GS	Min	FG	FGA	Pct	3FG	3FGA	Pct	FT	FTA	Pct	Off	Def	Tot	Avg	PF	FO	A	TO	Blk	Stl	Pts	Avg
LEES-MCRAE	11/11/11	20	3	6	.500	0	1	.000	2	4	.500	3	5	8	8.0	1	0	0	1	1	2	8	8.0	
at ETSU	11/15/11	16	1	4	.250	0	2	.000	0	0	.000	2	2	4	6.0	1	0	1	3	0	0	2	5.0	
at Tennessee Tech	11/19/11	8	0	0	.000	0	0	.000	0	0	.000	0	2	2	4.7	2	0	1	0	0	0	0	3.3	
vs East Carolina	11/22/11	12	0	2	.000	0	1	.000	0	0	.000	1	1	2	4.0	0	0	2	0	0	1	0	2.5	
MILLIGAN	11/26/11	10	0	2	.000	0	1	.000	0	0	.000	0	1	1	3.4	2	0	2	1	0	2	0	2.0	
UNCG	12/01/11	5	0	0	.000	0	0	.000	0	0	.000	0	0	0	2.8	1	0	1	0	0	0	0	1.7	
at Georgia Southern	12/03/11	2	0	0	.000	0	0	.000	0	0	.000	0	0	0	2.4	0	0	0	0	0	0	0	1.4	
at Minnesota	12/06/11																							
ETSU	12/10/11	3	0	1	.000	0	0	.000	0	0	.000	1	1	2	2.4	2	0	0	0	0	0	0	1.3	
at North Carolina	12/17/11	10	2	3	.667	1	1	1.000	0	0	.000	1	2	3	2.4	5	1	1	0	0	2	5	1.7	
CAMPBELL	12/22/11	6	0	1	.000	0	0	.000	0	0	.000	0	0	0	2.2	0	0	0	0	0	0	0	1.5	
at Miami	12/30/11	4	1	2	.500	0	1	.000	0	0	.000	0	0	0	2.0	1	0	0	1	0	1	2	1.5	
at Samford	01/05/12	26	4	7	.571	1	3	.333	5	5	1.000	2	6	8	2.5	2	0	2	4	3	0	14	2.6	
Totals		0	122	11	28	.393	2	10	.200	7	9	.778	10	20	30	2.5	17	1	10	10	4	8	31	2.6

CAREER STATS

Year	GP	GS	Min	Avg	FG	FGA	Pct	3FG	3FGA	Pct	FT	FTA	Pct	Off	Def	Tot	Avg	PF	FO	Ast	TO	Blk	Stl	Pts	Avg
2009-10	34	0	274	8.1	23	48	.479	3	7	.429	19	26	.731	18	37	55	1.6	40	0	7	22	7	6	68	2.0
2010-11	30	1	484	16.1	41	93	.441	12	33	.364	20	36	.556	43	57	100	3.3	56	3	29	27	3	18	114	3.8
2011-12	12	0	122	10.2	11	28	.393	2	10	.200	7	9	.778	10	20	30	2.5	17	1	10	10	4	8	31	2.6
TOTAL	76	1	880	11.6	75	169	.444	17	50	.340	46	71	.648	71	114	185	2.4	113	4	46	59	14	32	213	2.8

CAREER SoCon STATS

Year	GP	GS	Min	Avg	FG	FGA	Pct	3FG	3FGA	Pct	FT	FTA	Pct	Off	Def	Tot	Avg	PF	FO	Ast	TO	Blk	Stl	Pts	Avg
2009-10	17	0	141	8.3	14	25	.560	1	3	.333	11	14	.786	8	21	29	1.7	24	0	3	12	3	4	40	2.4
2010-11	17	1	241	14.2	24	48	.500	5	15	.333	6	9	.667	18	24	42	2.5	26	1	12	10	2	4	59	3.5
2011-12	3	0	33	11.0	4	7	.571	1	3	.333	5	5	1.000	2	6	8	2.7	3	0	3	4	3	0	14	4.7
TOTAL	37	1	415	11.2	42	80	.525	7	21	.333	22	28	.786	28	51	79	2.1	53	1	18	26	8	8	113	3.1



1
RODNEY MILUM
JUNIOR • GUARD
6-0 • 190
HOUSTON, TEXAS
MIDLAND COLLEGE

Games played:	11
Minutes/game:	21.4
Points/game:	9.5
FG Pct:	37.2
3FG Pct:	37.7
FT Pct:	63.6
Rebounds/game:	1.8
Assists/game:	1.1
Turnovers/game:	1.0
Assist/turnover ratio:	1.1
Steals/game:	0.4
Blocks/game:	0.1

MILUM'S HIGHS

Points
Career 16 at Minnesota (12/6/11)
Season 16 at Minnesota (12/6/11)

Field Goals
Career 5 at Minnesota (12/6/11)
Season 5 at Minnesota (12/6/11)

Field Goal Attempts
Career 12 vs. Milligan (11/26/11)
at North Carolina (12/17/11)
Season 12 vs. Milligan (11/26/11)
at North Carolina (12/17/11)

3-Point Field Goals
Career 5 at Minnesota (12/6/11)
Season 5 at Minnesota (12/6/11)

3-Point Field Goal Attempts
Career 9 at Minnesota (12/6/11)
at North Carolina (12/17/11)
Season 9 at Minnesota (12/6/11)
at North Carolina (12/17/11)

Free Throws
Career 4 vs. East Carolina (11/22/11)
Season 4 vs. East Carolina (11/22/11)

Free Throw Attempts
Career 6 vs. East Carolina (11/22/11)
Season 6 vs. East Carolina (11/22/11)

Rebounds
Career 4 at Tennessee Tech (11/19/11)
Season 4 at Tennessee Tech (11/19/11)

Assists
Career 3 vs. Lees-McRae (11/11/11)
Season 3 vs. Lees-McRae (11/11/11)

Steals
Career 2 vs. Milligan (11/26/11)
Season 2 vs. Milligan (11/26/11)

Blocks
Career 1 at North Carolina (12/17/11)
Season 1 at North Carolina (12/17/11)

- Missed the games at Miami and Samford while attending to family matters.
- Started for the second time this season and scored either points with two rebounds and a block at North Carolina.
- Scored in double figures for a second-straight game with 12 points on 4-of-7 shooting against ETSU.
- Set career highs with 16 points and five three-pointers at Minnesota.
- Heating up from downtown with eight treys in his last three games.
- Notched eight points on a pair of three-pointers with two rebounds and an assist at Georgia Southern.
- Scored nine points on 3-of-5 three-point shooting in

- his SoCon debut against UNCG.
- Made his first career start and tallied 12 points, three rebounds, two assists and a pair of steals against Milligan.
- Scored seven points, including four from the foul line, with two rebounds against East Carolina.
- Hauled in a clutch rebound and sank two ensuing free throws as the clock wound down to ice ASU's win at Tennessee Tech. Scored 13 points on 4-of-6 shooting with four rebounds on the night.
- Scored five points with one rebound at ETSU.
- Made his official ASU debut with eight points, three rebounds and three assists against Lees-McRae.

2011-12 GAME-BY-GAME

Opponent	Date	GS	Min	FG	FGA	Pct	3FG	3FGA	Pct	FT	FTA	Pct	Off	Def	Tot	Avg	PF	FO	A	TO	Blk	Stl	Pts	Avg
LEES-MCRAE	11/11/11	17	2	9	.222	2	8	.250	2	5	.400	0	3	3	3.0	1	0	3	1	0	0	8	8.0	
at ETSU	11/15/11	20	2	9	.222	0	5	.000	1	1	1.000	0	1	1	2.0	0	0	0	3	0	0	5	6.5	
at Tennessee Tech	11/19/11	26	4	6	.667	2	4	.500	3	4	.750	0	4	4	2.7	2	0	1	0	0	0	1	13	8.7
vs East Carolina	11/22/11	19	1	6	.167	1	4	.250	4	6	.667	0	2	2	2.5	3	0	1	2	0	0	7	8.3	
MILLIGAN	11/26/11	*	25	4	12	.333	3	8	.375	1	2	.500	1	2	3	2.6	3	0	2	1	0	2	12	9.0
UNCG	12/01/11	16	3	5	.600	3	5	.600	0	0	.000	0	1	1	2.3	0	0	1	1	0	1	9	9.0	
at Georgia Southern	12/03/11	21	2	6	.333	2	6	.333	2	2	1.000	0	2	2	2.3	4	0	1	0	0	0	8	8.9	
at Minnesota	12/06/11	22	5	10	.500	5	9	.556	1	2	.500	0	0	0	2.0	4	0	1	0	0	0	16	9.8	
ETSU	12/10/11	23	4	7	.571	4	7	.571	0	0	.000	0	0	0	1.8	3	0	0	1	0	0	12	10.0	
at North Carolina	12/17/11	*	21	3	12	.250	2	9	.222	0	0	.000	1	1	2	1.8	2	0	1	0	1	0	8	9.8
CAMPBELL	12/22/11	*	25	2	4	.500	2	4	.500	0	0	.000	0	2	2	1.8	3	0	1	2	0	6	9.5	
at Miami	12/30/11																							
at Samford	01/05/11																							
Totals		3	235	32	86	.372	26	69	.377	14	22	.636	2	18	20	1.8	25	0	12	11	1	4	104	9.5

CAREER STATS

Year	GP	GS	Min	Avg	FG	FGA	Pct	3FG	3FGA	Pct	FT	FTA	Pct	Off	Def	Tot	Avg	PF	FO	Ast	TO	Blk	Stl	Pts	Avg
2011-12	11	3	235	21.4	32	86	.372	26	69	.377	14	22	.636	2	18	20	1.8	25	0	12	11	1	4	104	9.5
TOTAL	11	3	235	21.4	32	86	.372	26	69	.377	14	22	.636	2	18	20	1.8	25	0	12	11	1	4	104	9.5

CAREER SoCon STATS

Year	GP	GS	Min	Avg	FG	FGA	Pct	3FG	3FGA	Pct	FT	FTA	Pct	Off	Def	Tot	Avg	PF	FO	Ast	TO	Blk	Stl	Pts	Avg
2011-12	2	0	37	18.5	5	11	.455	5	11	.455	2	2	1.000	0	3	3	1.5	4	0	2	1	0	1	17	8.5
TOTAL	2	0	37	18.5	5	11	.455	5	11	.455	2	2	1.000	0	3	3	1.5	4	0	2	1	0	1	17	8.5



23

MIKE NEAL

FRESHMAN • GUARD

6-2 • 170

GREENSBORO, N.C.

OAK RIDGE MILITARY ACADEMY

Games played:	12
Minutes/game:	16.9
Points/game:	5.3
FG Pct:	41.5
3FG Pct:	33.3
FT Pct:	66.7
Rebounds/game:	1.8
Assists/game:	3.1
Turnovers/game:	2.7
Assist/turnover ratio:	1.2
Steals/game:	1.3
Blocks/game:	0.6

NEAL'S HIGHS

Points
 Career 15 at North Carolina (12/17/11)
 Season 15 at North Carolina (12/17/11)

Field Goals
 Career 6 at North Carolina (12/17/11)
 Season 6 at North Carolina (12/17/11)

Field Goal Attempts
 Career 12 at North Carolina (12/17/11)
 Season 12 at North Carolina (12/17/11)

3-Point Field Goals
 Career 2 vs. UNCG (12/1/11)
 Season 2 vs. UNCG (12/1/11)

3-Point Field Goal Attempts
 Career 4 at ETSU (11/15/11)
 Season 4 at ETSU (11/15/11)

Free Throws
 Career 4 vs. Lees-McRae (11/11/11)
 Season 4 vs. Lees-McRae (11/11/11)

Free Throw Attempts
 Career 5 vs. ETSU (12/10/11)
 Season 5 vs. ETSU (12/10/11)

Rebounds
 Career 4 vs. ETSU (12/10/11)
 Season 4 vs. ETSU (12/10/11)

Assists
 Career 7 at Miami (12/30/11)
 Season 7 at Miami (12/30/11)

Steals
 Career 4 vs. Lees-McRae (11/11/11)
 Season 4 vs. Lees-McRae (11/11/11)

Blocks
 Career 3 vs. Campbell (12/22/11)
 Season 3 vs. Campbell (12/22/11)

- Scored 11 points on 5-of-9 shooting with three assists and three rebounds at Samford.
- Distributed a season-best seven assists to accompany seven points and a pair of rebounds at Miami.
- Tallied four points, three blocks, two assists and a pair of steals in his second-career start against Campbell.
- Notched a career high with 15 points on 6-of-12 shooting in his first start at North Carolina. Added three assists and three rebounds.
- Led ASU with four assists against ETSU. Also hauled in a season-best four rebounds and scored two points.

- Knocked down both of his three-point attempts to match career highs with seven points and four assists against UNCG.
- Scored five points with two assists, a block and a steal against Milligan.
- Sank a three-pointer and dished out two assists in the win at Tennessee Tech.
- Dished out three assists to accompany two points, two rebounds and two steals in 17 minutes at ETSU.
- Scored seven points with 4-of-4 free-throw shooting in his debut against Lees-McRae. Added four steals and four assists.

2011-12 GAME-BY-GAME

Opponent	Date	GS	Min	FG	FGA	Pct	3FG	3FGA	Pct	FT	FTA	Pct	Off	Def	Tot	Avg	PF	FO	A	TO	Blk	Stl	Pts	Avg
LEES-MCRAE	11/11/11	17	1	3	.333	1	2	.500	4	4	1.000	0	1	1	1.0	3	0	4	2	1	4	7	7.0	
at ETSU	11/15/11	17	1	5	.200	0	4	.000	0	0	.000	0	2	2	1.5	4	0	3	4	0	2	2	4.5	
at Tennessee Tech	11/19/11	10	1	1	1.000	1	1	1.000	0	0	.000	0	1	1	1.3	3	0	2	2	0	0	3	4.0	
vs East Carolina	11/22/11	2	0	1	.000	0	0	.000	0	0	.000	0	0	0	1.0	1	0	1	2	0	1	0	3.0	
MILLIGAN	11/26/11	13	2	3	.667	1	1	1.000	0	0	.000	0	0	0	0.8	1	0	2	1	1	1	5	3.4	
UNCG	12/01/11	11	2	3	.667	2	2	1.000	1	3	.333	0	2	2	1.0	2	0	4	2	0	1	7	4.0	
at Georgia Southern	12/03/11	9	0	2	.000	0	0	.000	1	2	.500	0	2	2	1.1	2	0	2	0	0	1	1	3.6	
at Minnesota	12/06/11	DNP																						
ETSU	12/10/11	22	0	3	.000	0	3	.000	2	5	.400	0	4	4	1.5	2	0	4	6	1	1	2	3.4	
at North Carolina	12/17/11	* 18	6	12	.500	1	3	.333	2	2	1.000	3	0	3	1.7	2	0	3	0	1	1	15	4.7	
CAMPBELL	12/22/11	* 29	1	3	.333	0	1	.000	2	2	1.000	0	1	1	1.6	2	0	2	4	3	2	4	4.6	
at Miami	12/30/11	* 27	3	8	.375	1	4	.250	0	0	.000	0	2	2	1.6	3	0	7	3	0	1	7	4.8	
at Samford	01/05/12	* 28	5	9	.556	1	3	.333	0	0	.000	0	3	3	1.8	4	0	3	6	0	0	11	5.3	
Totals		4	203	22	53	.415	8	24	.333	12	18	.667	3	18	21	1.8	29	0	37	32	7	15	64	5.3

CAREER STATS

Year	GP	GS	Min	Avg	FG	FGA	Pct	3FG	3FGA	Pct	FT	FTA	Pct	Off	Def	Tot	Avg	PF	FO	Ast	TO	Blk	Stl	Pts	Avg
2011-12	12	4	203	16.9	22	53	.415	8	24	.333	12	18	.667	3	18	21	1.8	29	0	37	32	7	15	64	5.3
TOTAL	12	4	203	16.9	22	53	.415	8	24	.333	12	18	.667	3	18	21	1.8	29	0	37	32	7	15	64	5.3

CAREER SoCon STATS

Year	GP	GS	Min	Avg	FG	FGA	Pct	3FG	3FGA	Pct	FT	FTA	Pct	Off	Def	Tot	Avg	PF	FO	Ast	TO	Blk	Stl	Pts	Avg
2011-12	3	1	48	16.0	7	14	.500	3	5	.600	2	5	.400	0	7	7	2.3	8	0	9	8	0	2	19	6.3
TOTAL	3	1	48	16.0	7	14	.500	3	5	.600	2	5	.400	0	7	7	2.3	8	0	9	8	0	2	19	6.3



24
BRIAN OKAM
R-SOPHOMORE • CENTER
7-0 • 260
ENUGU, NIGERIA
RUTGERS

Games played:	9
Minutes/game:	6.8
Points/game:	0.4
FG Pct:	16.7
FT Pct:	50.0
Rebounds/game:	1.9
Assists/game:	0.2
Turnovers/game:	0.2
Assist/turnover ratio:	1.0
Steals/game:	0.1
Blocks/game:	0.8

OKAM'S HIGHS

Points
 Career 4 vs. ETSU (12/10/11)
 Season 4 vs. ETSU (12/10/11)

Field Goals
 Career 1 vs. ETSU (12/10/11)
 Season 1 vs. ETSU (12/10/11)

Field Goal Attempts
 Career 2 vs. Lees-McRae (11/11/11)
 Season 2 vs. Lees-McRae (11/11/11)

3-Point Field Goals
 Career
 Season

3-Point Field Goal Attempts
 Career
 Season

Free Throws
 Career 2 vs. ETSU (12/10/11)
 Season 2 vs. ETSU (12/10/11)

Free Throw Attempts
 Career 2 vs. East Carolina (11/22/11)
 vs. ETSU (12/10/11)
 Season 2 vs. East Carolina (11/22/11)
 vs. ETSU (12/10/11)

Rebounds
 Career 7 vs. ETSU (12/10/11)
 Season 7 vs. ETSU (12/10/11)

Assists
 Career 1 at Tennessee Tech (11/19/11)
 at North Carolina (12/17/11)
 Season 1 at Tennessee Tech (11/19/11)
 at North Carolina (12/17/11)

Steals
 Career 1 at Minnesota (12/6/11)
 Season 1 at Minnesota (12/6/11)

Blocks
 Career 2 at North Carolina (12/17/11)
 Season 2 at North Carolina (12/17/11)

- Missed game at Samford due to illness.
- Grabbed a pair of rebounds and blocked a shot in four minutes at Miami.
- Earned the starting nod at North Carolina and fouled out with two blocks and a rebound.
- Had his best game of the season to date with four points, seven rebounds and a block in 17 minutes against ETSU.
- Grabbed two rebounds, swiped a steal and attempted one shot at Minnesota.
- Swatted a block in five minutes against East Carolina.
- Tallied an assist in eight minutes at Tennessee Tech.
- Made his Appalachian debut with four rebounds and a block against Lees-McRae.

2011-12 GAME-BY-GAME

Opponent	Date	GS	Min	FG	FGA	Pct	3FG	FGA	Pct	FT	FTA	Pct	Off	Def	Tot	Avg	PF	FO	A	TO	Blk	Stl	Pts	Avg
LEES-MCRAE	11/11/11	7	0	2	.000	0	0	.000	0	0	.000	2	2	4	4.0	1	0	0	1	1	0	0	0.0	
at ETSU	11/15/11	DNP																						
at Tennessee Tech	11/19/11	8	0	0	.000	0	0	.000	0	0	.000	0	0	0	2.0	2	0	1	1	0	0	0	0.0	
vs East Carolina	11/22/11	5	0	0	.000	0	0	.000	0	2	.000	0	0	0	1.3	2	0	0	0	1	0	0	0.0	
MILLIGAN	11/26/11	1	0	1	.000	0	0	.000	0	0	.000	0	0	0	1.0	0	0	0	0	1	0	0	0.0	
UNCG	12/01/11	DNP																						
at Georgia Southern	12/03/11	DNP																						
at Minnesota	12/06/11	3	0	1	.000	0	0	.000	0	0	.000	1	1	2	1.2	2	0	0	0	0	1	0	0.0	
ETSU	12/10/11	17	1	1	1.000	0	0	.000	2	2	1.000	3	4	7	2.2	3	0	0	0	1	0	4	0.7	
at North Carolina	12/17/11	*	11	0	1	.000	0	0	.000	0	0	.000	1	0	1	2.0	5	1	1	0	2	0	0.6	
CAMPBELL	12/22/11	5	0	0	.000	0	0	.000	0	0	.000	1	0	1	1.9	4	0	0	0	0	0	0	0.5	
at Miami	12/30/11	4	0	0	.000	0	0	.000	0	0	.000	0	2	2	1.9	1	0	0	0	1	0	0	0.4	
at Samford	01/05/11	DNP																						
Totals		1	61	1	6	.167	0	0	.000	2	4	.500	8	9	17	1.9	20	1	2	2	7	1	4	0.4

CAREER STATS

Year	GP	GS	Min	Avg	FG	FGA	Pct	3FG	3FGA	Pct	FT	FTA	Pct	Off	Def	Tot	Avg	PF	FO	Ast	TO	Blk	Stl	Pts	Avg
2011-12	9	1	61	6.8	1	6	.167	0	0	.000	2	4	.500	8	9	17	1.9	20	1	2	2	7	1	4	0.4
TOTAL	9	1	61	6.8	1	6	.167	0	0	.000	2	4	.500	8	9	17	1.9	20	1	2	2	7	1	4	0.4

CAREER SoCon STATS

Year	GP	GS	Min	Avg	FG	FGA	Pct	3FG	3FGA	Pct	FT	FTA	Pct	Off	Def	Tot	Avg	PF	FO	Ast	TO	Blk	Stl	Pts	Avg	
2011-12																										
TOTAL																										



13
JAMAAL TRICE
 JUNIOR • GUARD
 6-6 • 230
 LOS ANGELES, CALIF.
 MIDLAND COLLEGE

Games played:	13
Minutes/game:	26.8
Points/game:	10.8
FG Pct:	42.5
3FG Pct:	45.0
FT Pct:	59.0
Rebounds/game:	2.8
Assists/game:	0.7
Turnovers/game:	1.5
Assist/turnover ratio:	0.5
Steals/game:	0.3
Blocks/game:	0.2

TRICE'S HIGHS

Points
 Career 27 vs. East Carolina (11/22/11)
 Season 27 vs. East Carolina (11/22/11)

Field Goals
 Career 8 vs. East Carolina (11/22/11)
 Season 8 vs. East Carolina (11/22/11)

Field Goal Attempts
 Career 14 vs. East Carolina (11/22/11)
 Season 14 vs. East Carolina (11/22/11)

3-Point Field Goals
 Career 5 at Tennessee Tech (11/19/11)
 vs. East Carolina (11/22/11)
 Season 5 at Tennessee Tech (11/19/11)
 vs. East Carolina (11/22/11)

3-Point Field Goal Attempts
 Career 9 at Tennessee Tech (11/19/11)
 Season 9 at Tennessee Tech (11/19/11)

Free Throws
 Career 6 vs. East Carolina (11/22/11)
 vs. Campbell (12/22/11)
 Season 6 vs. East Carolina (11/22/11)
 vs. Campbell (12/22/11)

Free Throw Attempts
 Career 9 vs. East Carolina (11/22/11)
 vs. Campbell (12/22/11)
 Season 9 vs. East Carolina (11/22/11)
 vs. Campbell (12/22/11)

Rebounds
 Career 6 at Samford (1/5/12)
 Season 6 at Samford (1/5/12)

Assists
 Career 3 at Tennessee Tech (11/19/11)
 Season 3 at Tennessee Tech (11/19/11)

Steals
 Career 2 vs. East Carolina (11/22/11)
 at Georgia Southern (12/3/11)
 Season 2 vs. East Carolina (11/22/11)
 at Georgia Southern (12/3/11)

Blocks
 Career 1 Three times
 Season 1 Three times

- Hauled in a season-best six rebounds to accompany two points and an assist at Samford.
- Sank 4-of-8 shots with three treys for 17 points against Campbell. Added three rebounds in the win.
- Led the Apps with 12 points on 5-of-10 shooting against ETSU. Added a block and a rebound.
- Scored nine points with a pair of threes to accompany two rebounds and a block against UNCG.
- Recorded seven points, four rebounds and two assists against Milligan.
- Scored a season-best 27 points on 8-of-14 shooting with five three-pointers and four rebounds against East Carolina.

- Co-led the Apps with 19 points, including five three-pointers, at Tennessee Tech. Added three assists and a rebound in the win.
- Notched all 18 of his points in the second half at ETSU. Added five rebounds and an assist with four three-pointers.
- Scored 10 points on 4-of-9 shooting with two rebounds in his first game with the Apps against Lees-McRae.

2011-12 GAME-BY-GAME


Opponent	Date	GS	Min	FG	FGA	Pct	3FG	3FGA	Pct	FT	FTA	Pct	Off	Def	Tot	Avg	PF	FO	A	TO	Blk	Stl	Pts	Avg	
LEES-MCRAE	11/11/11	*	20	4	9	.444	2	3	.667	0	0	.000	1	1	2	2.0	3	0	0	1	0	0	10	10.0	
at ETSU	11/15/11	*	24	7	11	.636	4	7	.571	0	1	.000	3	2	5	3.5	5	1	1	2	0	0	18	14.0	
at Tennessee Tech	11/19/11	*	35	5	12	.417	5	9	.556	4	4	1.000	0	1	1	2.7	4	0	3	1	0	0	19	15.7	
vs East Carolina	11/22/11	*	34	8	14	.571	5	8	.625	6	9	.667	1	3	4	3.0	1	0	0	3	0	2	27	18.5	
MILLIGAN	11/26/11	*	23	3	8	.375	0	4	.000	1	2	.500	2	2	4	3.2	2	0	2	1	0	0	7	16.2	
UNCG	12/01/11	*	19	3	8	.375	2	5	.400	1	4	.250	1	1	2	3.0	3	0	0	3	1	0	9	15.0	
at Georgia Southern	12/03/11	*	28	2	6	.333	2	5	.400	2	3	.667	0	2	2	2.9	0	0	0	2	0	2	8	14.0	
at Minnesota	12/06/11	*	28	1	6	.167	1	5	.200	2	2	1.000	0	3	3	2.9	1	0	0	2	1	0	5	12.9	
ETSU	12/10/11	*	31	5	10	.500	2	5	.400	0	1	.000	0	1	1	2.7	3	0	0	2	1	0	12	12.8	
at North Carolina	12/17/11	*	23	0	2	.000	0	1	.000	0	0	.000	0	1	1	2.5	0	0	1	2	0	0	0	11.5	
CAMPBELL	12/22/11		33	4	8	.500	3	4	.750	6	9	.667	0	3	3	2.5	2	0	0	0	0	0	17	12.0	
at Miami	12/30/11		24	2	6	.333	1	1	1.000	1	2	.500	0	2	2	2.5	2	0	1	0	0	0	6	11.5	
at Samford	01/05/12	*	27	1	6	.167	0	3	.000	0	2	.000	1	5	6	2.8	0	0	1	1	0	0	2	10.8	
Totals			11	349	45	106	.425	27	60	.450	23	39	.590	9	27	36	2.8	26	1	9	20	3	4	140	10.8

CAREER STATS

Year	GP	GS	Min	Avg	FG	FGA	Pct	3FG	3FGA	Pct	FT	FTA	Pct	Off	Def	Tot	Avg	PF	FO	Ast	TO	Blk	Stl	Pts	Avg
2011-12	13	11	349	26.8	45	106	.425	27	60	.450	23	39	.590	9	27	36	2.8	26	1	9	20	3	4	140	10.8
TOTAL	13	11	349	26.8	45	106	.425	27	60	.450	23	39	.590	9	27	36	2.8	26	1	9	20	3	4	140	10.8

CAREER SoCon STATS

Year	GP	GS	Min	Avg	FG	FGA	Pct	3FG	3FGA	Pct	FT	FTA	Pct	Off	Def	Tot	Avg	PF	FO	Ast	TO	Blk	Stl	Pts	Avg
2011-12	3	3	74	24.7	6	20	.300	4	13	.308	3	9	.333	2	8	10	3.3	3	0	1	6	1	2	19	6.3
TOTAL	3	3	74	24.7	6	20	.300	4	13	.308	3	9	.333	2	8	10	3.3	3	0	1	6	1	2	19	6.3



3
G.J. VILARINO
R-SOPHOMORE • GUARD
6-1 • 185
McKINNEY, TEXAS
GONZAGA

Games played:	10
Minutes/game:	17.9
Points/game:	3.7
FG Pct:	32.6
3FG Pct:	11.1
FT Pct:	44.4
Rebounds/game:	1.7
Assists/game:	2.2
Turnovers/game:	2.1
Assist/turnover ratio:	1.0
Steals/game:	0.6

VILARINO'S HIGHS

Points
 Career 10 vs. Milligan (11/26/11)
 Season 10 vs. Milligan (11/26/11)

Field Goals
 Career 4 vs. Milligan (11/26/11)
 Season 4 vs. Milligan (11/26/11)

Field Goal Attempts
 Career 9 at Minnesota (12/6/11)
 Season 9 at Minnesota (12/6/11)

Three-Point Field Goals
 Career 1 at North Carolina (12/17/11)
 Season 1 at North Carolina (12/17/11)

Three-Point Field Goal Attempts
 Career 2 vs. UNCG (12/1/11)
 at Minnesota (12/6/11)
 Season 2 vs. UNCG (12/1/11)
 at Minnesota (12/6/11)

Free Throws
 Career 2 vs. Milligan (11/26/11)
 vs. UNCG (12/1/11)
 Season 2 vs. Milligan (11/26/11)
 vs. UNCG (12/1/11)

Free Throw Attempts
 Career 6 at Georgia Southern (12/3/11)
 Season 6 at Georgia Southern (12/3/11)

Rebounds
 Career 6 vs. UNCG (12/1/11)
 Season 6 vs. UNCG (12/1/11)

Assists
 Career 5 vs. Milligan (11/26/11)
 Season 5 vs. Milligan (11/26/11)

Steals
 Career 2 vs. Campbell (12/22/11)
 Season 2 vs. Campbell (12/22/11)

Blocks
 Career
 Season

- Passed around three assists with two points and a pair of rebounds at Miami.
- Notched five points, three assists and two rebounds at North Carolina.
- Scored five points with two rebounds at Georgia Southern.
- Dished out four assists to accompany four points and six rebounds against UNCG.
- In his first start, scored 10 points on 4-of-7 shooting with five assists and a steal against Milligan.
- Made his season debut with two points, four rebounds and an assist in 18 minutes against East Carolina.

- Sat out the season's first three games while recovering from an ankle injury.

2011-12 GAME-BY-GAME

Opponent	Date	GS	Min	FG	FGA	Pct	3FG	FGA	Pct	FT	FTA	Pct	Off	Def	Tot	Avg	PF	FO	A	TO	Blk	Stl	Pts	Avg
LEES-McRAE	11/11/11		DNP																					
at ETSU	11/15/11		DNP																					
at Tennessee Tech	11/19/11		DNP																					
vs East Carolina	11/22/11	18	1	5	.200	0	1	.000	0	0	.000	0	4	4	4.0	1	0	1	1	0	1	2	2.0	
MILLIGAN	11/26/11	* 26	4	7	.571	0	1	.000	2	4	.500	0	0	0	2.0	0	0	5	6	0	1	10	6.0	
UNCG	12/01/11	* 30	1	7	.143	0	2	.000	2	3	.667	0	6	6	3.3	3	0	4	2	0	0	4	5.3	
at Georgia Southern	12/03/11	* 18	1	4	.250	0	1	.000	3	6	.500	0	2	2	3.0	1	0	0	3	0	0	5	5.3	
at Minnesota	12/06/11	* 23	2	9	.222	0	2	.000	0	0	.000	0	0	0	2.4	2	0	1	1	0	0	4	5.0	
ETSU	12/10/11	* 9	1	1	1.000	0	0	.000	0	0	.000	0	0	0	2.0	1	0	1	3	0	0	2	4.5	
at North Carolina	12/17/11	16	2	3	.667	1	1	1.000	0	0	.000	0	2	2	2.0	1	0	3	0	0	0	5	4.6	
CAMPBELL	12/22/11	11	0	0	.000	0	0	.000	1	2	.500	0	1	1	1.9	0	0	2	2	0	2	1	4.1	
at Miami	12/30/11	13	1	5	.200	0	1	.000	0	2	.000	1	1	2	1.9	1	0	3	1	0	1	2	3.9	
at Samford	01/05/12	15	1	2	.500	0	0	.000	0	1	.000	0	0	0	1.7	2	0	2	2	0	1	2	3.7	
Totals		5	179	14	43	.326	1	9	.111	8	18	.444	1	16	17	1.7	12	0	22	21	0	6	37	3.7

CAREER STATS

Year	GP	GS	Min	Avg	FG	FGA	Pct	3FG	3FGA	Pct	FT	FTA	Pct	Off	Def	Tot	Avg	PF	FO	Ast	TO	Blk	Stl	Pts	Avg
2011-12	10	5	179	17.9	14	43	.326	1	9	.111	8	18	.444	1	16	17	1.7	12	0	22	21	0	6	37	3.7
TOTAL	10	5	179	17.9	14	43	.326	1	9	.111	8	18	.444	1	16	17	1.7	12	0	22	21	0	6	37	3.7

CAREER SoCon STATS

Year	GP	GS	Min	Avg	FG	FGA	Pct	3FG	3FGA	Pct	FT	FTA	Pct	Off	Def	Tot	Avg	PF	FO	Ast	TO	Blk	Stl	Pts	Avg
2011-12	3	2	63	21.0	3	13	.231	0	3	.000	5	10	.500	0	8	8	2.7	6	0	6	7	0	1	11	3.7
TOTAL	3	2	63	21.0	3	13	.231	0	3	.000	5	10	.500	0	8	8	2.7	6	0	6	7	0	1	11	3.7



50
ANDRE WILLIAMSON
 SENIOR • FORWARD
 6-7 • 240
 DAYTON, OHIO
 PRINCE GEORGE ACADEMY

Games played:	13
Minutes/game:	27.1
Points/game:	9.8
FG Pct:	57.8
3FG Pct:	62.5
FT Pct:	57.4
Rebounds/game:	6.8
Assists/game:	1.4
Turnovers/game:	1.5
Assist/turnover ratio:	0.9
Steals/game:	0.5
Blocks/game:	1.7

WILLIAMSON'S HIGHS

Career 20 vs. Milligan (12/30/10)
 Season 19 at Miami (12/30/11)

Field Goals

Career 8 vs. Milligan (12/30/10)
 at Miami (12/30/11)
 Season 8 at Miami (12/30/11)

Field Goal Attempts

Career 13 at Western Carolina (1/15/11)
 Season 9 at North Carolina (12/17/11)

3-Point Field Goals

Career 2 at Miami (12/30/11)
 Season 2 at Miami (12/30/11)

3-Point Attempts

Career 3 at Miami (12/30/11)
 Season 3 at Miami (12/30/11)

Free Throws

Career 12 vs. Lees-McRae (11/11/11)
 Season 12 vs. Lees-McRae (11/11/11)

Free Throw Attempts

Career 14 vs. Lees-McRae (11/11/11)
 Season 14 vs. Lees-McRae (11/11/11)

Rebounds

Career 18 vs. Milligan (11/26/11)
 Season 18 vs. Milligan (11/26/11)

Assists

Career 4 vs. Georgia Southern (1/8/11)
 Season 3 vs. Milligan (11/26/11)

Steals

Career 3 vs. Lees-McRae (11/11/11)
 Season 3 vs. Lees-McRae (11/11/11)

Blocks

Career 5 vs. UNC Wilmington (11/13/09)
 Season 4 vs. Milligan (11/26/11)
 vs. UNCG (12/11/11)

- Set a season high with 19 points on 8-of-11 shooting to accompany a team-best seven rebounds at Miami.
- Matched a season best with 16 points against Campbell. Shot 5-of-7 with five boards and a block.
- Scored 11 points on 5-of-9 shooting at North Carolina, including his second three-pointer of the season. Added three rebounds in the game.
- Swatted three blocks against ETSU. Also scored four points with four rebounds.
- Has at least one block in all nine games this season.
- Co-led ASU with 13 points on 6-of-7 shooting at Georgia Southern. Added nine boards and a block.
- Swatted four blocks with seven points and six rebounds against UNCG.

- Notched a career-high 18 rebounds to accompany 13 points, four blocks and his first-career three-pointer in just 27 minutes against Milligan.
- Tallied six points, three rebounds and two blocks in the win at Tennessee Tech.
- Shot a perfect 5-of-5 from the floor for 10 points at ETSU. Fouled out with three rebounds, two assists and a block.
- Notched his fifth-career double-double with 16 points and 11 rebounds against Lees-McRae. Added three steals, a block and an assist with 12-of-14 free-throw shooting.

2011-12 GAME-BY-GAME

Opponent	Date	GS	Min	FG	FGA	Pct	3FG	3FGA	Pct	FT	FTA	Pct	Off	Def	Tot	Avg	PF	FO	A	TO	Blk	Stl	Pts	Avg	
LEES-MCRAE	11/11/11	*	22	2	5	.400	0	0	.000	12	14	.857	4	7	11	11.0	3	0	1	1	1	3	16	16.0	
at ETSU	11/15/11	*	18	5	5	1.000	0	0	.000	0	1	.000	1	2	3	7.0	5	1	2	0	1	0	10	13.0	
at Tennessee Tech	11/19/11	*	24	3	6	.500	0	0	.000	0	0	.000	0	3	3	5.7	5	1	0	2	2	0	6	10.7	
vs East Carolina	11/22/11	*	26	0	4	.000	0	1	.000	1	3	.333	1	5	6	5.8	1	0	1	6	2	0	1	8.3	
MILLIGAN	11/26/11	*	27	5	7	.714	1	1	1.000	2	4	.500	2	16	18	8.2	0	0	3	1	4	1	13	9.2	
UNCG	12/01/11	*	27	3	7	.429	0	1	.000	1	1	1.000	2	4	6	7.8	2	0	2	0	4	1	7	8.8	
at Georgia Southern	12/03/11	*	38	6	7	.857	0	0	.000	1	4	.250	0	9	9	8.0	1	0	1	3	1	0	13	9.4	
at Minnesota	12/06/11	*	32	0	5	.000	0	0	.000	2	2	1.000	4	4	8	8.0	2	0	3	2	1	0	2	8.5	
ETSU	12/10/11	*	34	2	5	.400	0	0	.000	0	2	.000	1	3	4	7.6	2	0	2	0	3	1	4	8.0	
at North Carolina	12/17/11	*	28	5	9	.556	1	1	1.000	0	0	.000	1	3	4	7.1	0	0	0	2	0	0	11	8.3	
CAMPBELL	12/22/11	*	26	5	7	.714	1	1	1.000	5	7	.714	0	5	5	6.9	4	0	0	1	1	0	16	9.0	
at Miami	12/30/11	*	27	8	11	.727	2	3	.667	1	3	.333	3	4	7	6.9	4	0	1	0	1	0	19	9.8	
at Samford	01/05/12	*	23	4	5	.800	0	0	.000	2	6	.333	0	5	5	6.8	4	0	2	1	1	0	10	9.8	
Totals			13	352	48	83	.578	5	8	.625	27	47	.574	19	69	88	6.8	33	2	18	19	22	6	128	9.8

CAREER STATS

Year	GP	GS	Min	Avg	FG	FGA	Pct	3FG	3FGA	Pct	FT	FTA	Pct	Off	Def	Tot	Avg	PF	FO	Ast	TO	Blk	Stl	Pts	Avg
2008-09	28	0	357	12.8	28	61	.459	0	0	.000	28	44	.636	29	77	106	3.8	56	2	9	23	32	3	84	3.0
2009-10	37	7	613	16.6	58	114	.509	0	0	.000	55	84	.655	48	158	206	5.6	65	1	18	39	38	13	171	4.6
2010-11	31	30	835	26.9	104	185	.562	0	0	.000	61	95	.642	51	144	195	6.3	87	3	25	43	46	8	269	8.7
2011-12	13	13	352	27.1	48	83	.578	5	8	.625	27	47	.574	19	69	88	6.8	33	2	18	19	22	6	128	9.8
TOTAL	109	50	2157	19.8	238	443	.537	5	8	.625	171	270	.633	147	448	595	5.5	241	8	70	124	138	30	652	6.0

CAREER SoCon STATS

Year	GP	GS	Min	Avg	FG	FGA	Pct	3FG	3FGA	Pct	FT	FTA	Pct	Off	Def	Tot	Avg	PF	FO	Ast	TO	Blk	Stl	Pts	Avg
2008-09	18	0	201	11.2	17	34	.500	0	0	.000	8	13	.615	13	45	58	3.2	37	2	7	11	16	0	42	2.3
2009-10	18	2	304	16.9	32	53	.604	0	0	.000	23	35	.657	16	71	87	4.8	35	1	6	22	17	5	87	4.8
2010-11	18	17	503	27.9	60	106	.566	0	0	.000	36	54	.667	33	82	115	6.4	49	1	13	26	26	3	156	8.7
2011-12	3	3	88	29.3	13	19	.684	0	1	.000	4	11	.364	2	18	20	6.7	7	0	5	4	6	1	30	10.0
TOTAL	57	22	1096	19.2	122	212	.575	0	1	.000	71	113	.628	64	216	280	4.9	128	4	31	63	65	9	315	5.5



33
MITCH WOODS
SOPHOMORE • GUARD
6-3 • 210
NAPLES, FLA.
COMMUNITY SCHOOL OF NAPLES

Games played:	12
Minutes/game:	16.1
Points/game:	1.4
FG Pct:	30.0
3FG Pct:	12.5
FT Pct:	57.1
Rebounds/game:	1.0
Assists/game:	2.0
Turnovers/game:	1.3
Assist/turnover ratio:	1.6
Steals/game:	0.2
Blocks/game:	0.3

WOODS' HIGHS

Points
Career 6 at Miami (12/30/11)
Season 6 at Miami (12/30/11)

Field Goals
Career 2 vs. Montreat (11/16/10)
at Davidson (1/5/11)
Season 1 Six times

Field Goal Attempts
Career 6 vs. UNC Greensboro (1/13/11)
Season 5 at ETSU (11/15/11)

3-Point Field Goals
Career 1 Three times
Season 1 at Miami (12/30/11)

3-Point Attempts
Career 3 at ETSU (11/15/11)
Season 3 at ETSU (11/15/11)

Free Throws
Career 3 at Tulsa (11/12/10)
at Miami (12/30/11)
Season 3 at Miami (12/30/11)

Free Throw Attempts
Career 6 at Tulsa (11/12/10)
Season 4 at Miami (12/30/11)

Rebounds
Career 8 at Mississippi State (11/19/10)
Season 4 at ETSU (11/15/11)

Assists
Career 7 at Vanderbilt (11/27/10)
vs. Lees-McRae (11/11/11)
Season 7 vs. Lees-McRae (11/11/11)

Steals
Career 2 vs. Chattanooga (2/12/11)
Season 1 vs. Lees-McRae (11/11/11)
at Miami (12/30/11)

Blocks
Career 2 vs. Lees-McRae (11/11/11)
Season 2 vs. Lees-McRae (11/11/11)

- Scored a career-high six points in 17 minutes at Miami, near his hometown of Naples, Fla.
- Hauled in two rebounds in six minutes at North Carolina.
- Fouled out with three points and three assists in 16 minutes at Georgia Southern.
- Scored two points with four assists, two rebounds and a block at Tennessee Tech.
- Dished out four assists and hauled in four rebounds to accompany two points at ETSU.
- Matched a career best with seven assists to accompany two points, two blocks and two rebounds in the season opener against Lees-McRae.

2011-12 GAME-BY-GAME

Opponent	Date	GS	Min	FG	FGA	Pct	3FG	3FGA	Pct	FT	FTA	Pct	Off	Def	Tot	Avg	PF	FO	A	TO	Blk	Stl	Pts	Avg	
LEES-MCRAE	11/11/11	*	24	1	2	.500	0	0	.000	0	0	.000	1	1	2	2.0	3	0	7	1	2	1	2	2.0	
at ETSU	11/15/11	*	25	1	5	.200	0	3	.000	0	0	.000	2	2	4	3.0	3	0	4	6	0	0	2	2.0	
at Tennessee Tech	11/19/11	*	30	1	2	.500	0	1	.000	0	0	.000	0	2	2	2.7	1	0	4	1	1	1	0	2	2.0
vs East Carolina	11/22/11	*	21	0	0	.000	0	0	.000	0	0	.000	0	0	0	2.0	2	0	0	3	0	0	0	1.5	
MILLIGAN	11/26/11		5	0	2	.000	0	0	.000	0	0	.000	0	0	0	1.6	0	0	1	0	0	0	0	1.2	
UNCG	12/01/11		4	0	0	.000	0	0	.000	0	0	.000	0	0	0	1.3	1	0	0	1	0	0	0	1.0	
at Georgia Southern	12/03/11		16	1	2	.500	0	1	.000	1	3	.333	0	0	0	1.1	5	1	3	0	0	0	3	1.3	
at Minnesota	12/06/11		19	1	3	.333	0	0	.000	0	0	.000	0	0	0	1.0	2	0	2	2	0	0	2	1.4	
ETSU	12/10/11		9	0	0	.000	0	0	.000	0	0	.000	0	0	0	0.9	1	0	2	0	1	0	0	1.2	
at North Carolina	12/17/11		6	0	0	.000	0	0	.000	0	0	.000	0	2	2	1.0	0	0	0	0	0	0	0	1.1	
CAMPBELL	12/22/11		DNP																						
at Miami	12/30/11		17	1	3	.333	1	2	.500	3	4	.750	0	1	1	1.0	3	0	0	1	0	1	6	1.5	
at Samford	01/05/12		17	0	1	.000	0	1	.000	0	0	.000	0	1	1	1.0	1	0	1	0	0	0	0	1.4	
Totals			4	193	6	20	.300	1	8	.125	4	7	.571	3	9	12	1.0	22	1	24	15	4	2	17	1.4

CAREER STATS

Year	GP	GS	Min	Avg	FG	FGA	Pct	3FG	3FGA	Pct	FT	FTA	Pct	Off	Def	Tot	Avg	PF	FO	Ast	TO	Blk	Stl	Pts	Avg
2010-11	26	17	541	20.8	17	52	.327	2	13	.154	13	32	.406	19	60	79	3.0	46	0	63	45	2	12	49	1.9
2011-12	12	4	193	16.1	6	20	.300	1	8	.125	4	7	.571	3	9	12	1.0	22	1	24	15	4	2	17	1.4
TOTAL	38	21	734	19.3	23	72	.319	3	21	.143	17	39	.436	22	69	91	2.4	68	1	87	60	6	14	66	1.7

CAREER SoCon STATS

Year	GP	GS	Min	Avg	FG	FGA	Pct	3FG	3FGA	Pct	FT	FTA	Pct	Off	Def	Tot	Avg	PF	FO	Ast	TO	Blk	Stl	Pts	Avg
2010-11	16	11	356	22.3	10	38	.263	1	12	.083	5	14	.357	12	38	50	3.1	35	0	40	23	2	9	26	1.6
2011-12	3	0	37	12.3	1	3	.333	0	2	.000	1	3	.333	0	1	1	0.3	7	1	4	1	0	0	3	1.0
TOTAL	19	11	393	20.7	11	41	.268	1	14	.071	6	17	.353	12	39	51	2.7	42	1	44	24	2	9	29	1.5

GAME 1

LEES-MCRAE 61
APPALACHIAN 90

Nov. 11, 2011 • Boone, N.C.
Holmes Center • 1,689

Andre Williamson turned in a double-double with 16 points and 11 rebounds to lead Appalachian State University men's basketball to a 90-61 win over visiting Lees-McRae the season opener at the Holmes Center.

Williamson led four players in double-figures for Appalachian. Omar Carter added 15 points and newcomers Jamaal Trice and Tab Hamilton chipped in with 10 apiece.

Carter added eight of Appalachian's 53 rebounds and swiped four steals with two assists on the night. In his official ASU debut, Trice sank 4-of-9 shots, including a pair of treys, in 20 minutes. Making his collegiate debut, Hamilton added two assists, two blocks and a steal.

The Mountaineers hit three-straight three-pointers to open the game and never trailed en route to the victory.

LEES-MCRAE 61

Player	FG	3FG	FT	R	TP	A	MIN
Tillman-F	1-4	0-0	2-2	4	4	0	21
Henry-F	4-9	0-0	2-2	10	10	0	34
Lamot-G	5-16	0-2	4-6	6	14	2	23
Sepokas-G	2-6	1-2	0-0	1	5	0	8
Brown-G	0-1	0-1	0-0	0	0	1	5
Lopez	1-4	1-2	3-4	2	6	1	23
Young	2-5	1-3	0-0	3	5	1	19
Battle	3-14	0-3	1-2	5	7	2	30
Eppley	0-2	0-1	3-4	1	3	0	13
Oji	0-2	0-0	3-4	2	3	0	13
Urbina	2-2	0-0	0-0	4	4	1	11
Team	6						
Total	20-65	3-14	18-24	44	61	8	200

	Half (21)	Final
FG%	.212 (7-33)	.308
3FG%	.125 (1-8)	.214
FT%	.750 (6-8)	.750

APPALACHIAN 90

Player	FG	3FG	FT	R	TP	A	MIN
Williamson-F	2-5	0-0	12-14	11	16	1	22
Butts-C	4-6	0-0	0-0	5	8	0	18
Trice-G	4-9	2-3	0-0	2	10	0	20
Carter-G	6-12	2-4	1-4	8	15	2	26
Woods-G	1-2	0-0	0-0	2	2	7	24
Milum	2-9	2-8	2-5	3	8	3	17
Hamilton	3-10	1-5	3-3	2	10	2	16
Healy	3-6	0-1	2-4	8	8	0	20
Neal	1-3	1-2	4-4	1	7	4	17
Okam	0-2	0-0	0-0	4	0	0	7
Hausley	3-7	0-0	0-3	1	6	0	13
Team	6						
Total	29-71	8-23	24-37	53	90	19	200

	Half (46)	Final
FG%	.444 (16-36)	.408
3FG%	.417 (5-12)	.348
FT%	.643 (9-14)	.649

Fouls: ASU 23 (Five, 3), LMC 26 (Tillman, 5). **Turnovers:** ASU 16 (Two, 3), LMC 23 (Battle, 6). **Blocks:** ASU 12 (Four, 2), LMC 2 (Two, 1). **Steals:** ASU 15 (Two, 4), LMC 6 (Battle, 2).

GAME 2

APPALACHIAN 68
ETSU 81

Nov. 15, 2011 • Johnson City, Tenn.
MSHA Athletic Center • 3,789

After falling behind by double figures early in the contest, Appalachian State University men's basketball clawed its way back against ETSU before falling, 81-68, at the MSHA Athletic Center.

The Mountaineers struggled with shooting in the cavernous domed arena in the first half and converted just 6-of-26 attempts from the field in the opening 20 minutes. While ETSU's full-court press was successful in forcing 20 turnovers before the intermission, it yielded 13 fouls by the home team and allowed Appalachian to sink 10-of-11 free throws. ASU's success at the foul line kept it within striking distance at 39-23 at the break after trailing by as many as 19 points in the early going.

In the second half, Appalachian shook off its shooting woes and methodically worked back within seven points at 67-60 with five minutes to play. The Bucs then stole back the momentum with a three-point play and a seven-point run to put the game virtually out of reach.

APPALACHIAN 68

Player	FG	3FG	FT	R	TP	A	MIN
Carter-F	5-14	0-1	4-7	8	14	4	35
Williamson-F	5-5	0-0	0-1	3	10	2	31
Butts-C	2-6	0-0	6-6	11	10	0	18
Trice-G	7-11	4-7	0-1	5	18	1	24
Woods-G	1-5	0-3	0-0	4	2	4	25
Milum	2-9	0-5	1-1	1	5	0	20
Hamilton	1-5	1-5	2-2	1	5	1	14
Healy	1-4	0-2	0-0	4	2	1	16
Neal	1-5	0-4	0-0	2	2	3	17
Team	7						
Total	25-64	5-27	13-18	46	68	16	200

	Half (23)	Final
FG%	.231 (6-26)	.391
3FG%	.067 (1-15)	.185
FT%	.909 (10-11)	.722

ETSU 81

Player	FG	3FG	FT	R	TP	A	MIN
Hubbard-F	8-14	1-1	6-7	7	23	2	33
Brown-F	5-9	0-0	2-6	6	12	2	23
Cooley-G	4-9	0-1	3-4	5	11	3	35
Dubose-G	2-9	1-6	4-6	5	9	1	26
Sollazzo-G	4-7	0-0	8-14	6	16	5	38
Jones	1-4	1-2	0-0	0	3	2	15
Walton	0-1	0-0	0-0	0	0	0	1
Podaris	3-3	0-0	1-2	1	7	0	20
Ward	0-1	0-0	0-0	0	0	1	9
Team	3						
Total	27-57	3-10	24-39	33	81	16	200

	Half (39)	Final
FG%	.452 (14-31)	.474
3FG%	.200 (1-5)	.300
FT%	.714 (10-14)	.615

Fouls: ASU 26 (Two, 5), ETSU 21 (Two, 4). **Turnovers:** ASU 29 (Woods, 6), ETSU 16 (Brown, 6). **Blocks:** ASU 3 (Butts, 2), ETSU 3 (Brown, 2). **Steals:** ASU 5 (Neal, 2), ETSU 18 (Cooley, 7).

GAME 3

APPALACHIAN 68
TENNESSEE TECH 63

Nov. 19, 2011 • Cookeville, Tenn.
Eblen Center • 1,650

Appalachian State University men's basketball fought off a late Tennessee Tech rally to earn a 68-63 win in the Eblen Center. Omar Carter and Jamaal Trice led the Mountaineers with 19 points each in the close victory.

After the Golden Eagles erased an eight-point deficit in the second half, the Mountaineers responded with an 11-2 run spanning nearly five minutes in the middle of the period. Appalachian then kept its lead to at least four points until the game's final minute and closed out the contest with free throws to pick up its first road win of the young season. ASU shot 14-of-19 from the foul line in the game.

TTU cut the ASU lead from five to two points with 47 ticks left in regulation before Isaac Butts padded the narrow lead with a free throw with 18 seconds on the clock. The Apps then forced a difficult TTU three-pointer with four seconds left.

APPALACHIAN 68

Player	FG	3FG	FT	R	TP	A	MIN
Trice-G	5-12	5-9	4-4	1	19	3	35
Carter-G	6-14	2-7	5-7	4	19	1	34
Butts-C	2-2	0-0	2-4	7	6	1	21
Woods-G	1-2	0-1	0-0	2	2	4	30
Williamson-F	3-6	0-0	0-0	3	6	0	24
Milum	4-6	2-4	3-4	4	13	1	26
Healy	0-0	0-0	0-0	2	0	1	8
Neal	1-1	1-1	0-0	1	3	2	10
Okam	0-0	0-0	0-0	0	0	1	8
Hausley	0-0	0-0	0-0	1	0	0	4
Team	5						
Totals	22-43	10-22	14-19	30	68	14	200

	Half (37)	Final
FG%	.519 (14-27)	.512
3FG%	.500 (7-14)	.455
FT%	1.000 (4-4)	.737

TENNESSEE TECH 63

Player	FG	3FG	FT	R	TP	A	MIN
McMorrow-C	1-3	0-0	3-4	4	5	0	25
Swansey-G	2-9	0-3	0-2	1	4	4	32
Dillard-G	7-18	0-1	8-8	11	22	0	37
Bailey-G	1-5	0-3	2-4	3	4	0	29
Murphy-G	8-16	3-4	9-10	8	28	2	36
Mckay	0-1	0-0	0-0	0	0	0	6
Barnes	0-2	0-0	0-0	4	0	1	19
Dunn	0-1	0-1	0-0	0	0	0	6
Inameti	0-0	0-0	0-0	1	0	0	10
Team	1						
Totals	19-55	3-12	22-28	33	63	7	200

	Half (33)	Final
FG%	.417 (10-24)	.345
3FG%	.333 (2-6)	.250
FT%	.786 (11-14)	.786

Fouls: ASU 27 (Williamson, 5), TTU 16 (Bailey, 4). **Turnovers:** ASU 18 (Butts, 5), TTU 12 (Murphy, 5). **Blocks:** ASU 3 (Williamson, 2), TTU 1 (McMorrow). **Steals:** ASU 2 (Two, 1), TTU 4 (Two, 2).

GAME 4

EAST CAROLINA 67
APPALACHIAN 47

Nov. 22, 2011 • Charlotte, N.C.
Time Warner Cable Arena • 3,719

Despite 27 points from Jamaal Trice, Appalachian State University men's basketball shot just 26.1 percent from the field and dropped a 67-47 decision to East Carolina in front of 3,719 at Time Warner Cable Arena.

Trice became Appalachian's first 20-point scorer of the season on 8-of-14 shooting. However, the rest of the Mountaineers made just 6-of-30 shots (20 percent) in the loss.

Appalachian missed its first four shots and turned the ball over four times before getting on the scoreboard. Meanwhile, ECU jumped out to an early 8-0 lead four minutes into the contest.

A layup from point guard G.J. Vilarino and free throw from Charlotte native Omar Carter pulled the Mountaineers back within four points towards the end of the first half.

EAST CAROLINA 67

Player	FG	3FG	FT	R	TP	A	MIN
Morrow-F	7-14	0-0	1-2	1	15	2	26
Sampson-F	4-8	1-1	0-0	6	9	0	34
Paul-G	3-8	3-4	9-9	5	18	5	33
Gaines-G	3-4	1-1	0-1	3	7	5	28
Straughn-G	2-4	0-2	1-2	6	5	0	30
Kemp	0-2	0-1	1-2	1	1	0	10
Torlak	0-0	0-0	0-0	0	0	1	3
Bowden	2-3	2-2	0-0	2	6	0	10
Campbell	1-2	0-1	0-0	1	2	0	6
Steed	1-3	0-0	0-0	3	2	0	13
Morales	1-1	0-0	0-0	1	2	0	7
Team	5						
Totals	24-49	7-12	12-16	34	67	13	200

	Half (30)	Final
FG%	.407 (11-27)	.490
3FG%	.571 (4-7)	.583
FT%	.800 (4-5)	.750

APPALACHIAN 47

Player	FG	3FG	FT	R	TP	A	MIN
Williamson-F	0-4	0-1	1-3	6	1	1	26
Butts-C	2-2	0-0	0-0	2	4	0	24
Trice-G	8-14	5-8	6-9	4	27	0	34
Carter-G	1-7	0-4	2-5	5	4	1	26
Woods-G	0-0	0-0	0-0	0	0	0	21
Milum	1-6	1-4	4-6	2	7	1	19
Hamilton	1-1	0-0	0-0	2	2	0	18
Vilarino	1-5	0-1	0-0	4	2	1	17
Healy	0-2	0-1	0-0	2	0	2	12
Neal	0-1	0-0	0-0	0	0	1	2
Okam	0-0	0-0	0-2	0	0	0	5
Hausley	0-2	0-0	0-0	2	0	0	6
Team	1						
Totals	14-44	6-19	13-25	30	47	7	200

	Half (17)	Final
FG%	.261 (6-23)	

GAME 5

MILLIGAN 58
APPALACHIAN 81

Nov. 26, 2011 • Boone, N.C.
Holmes Center • 1,058

Double-doubles from Isaac Butts and Andre Williamson led Appalachian State University men's basketball to a 81-58 win over Milligan on Saturday afternoon at the Holmes Center. Butts turned in 18 points and 13 rebounds while Williamson added 13 points and a career-high 16 boards.

The Mountaineers shot 48.5 percent from the field, pulled in 50 rebounds and matched a season high with 19 assists in the home victory. Appalachian blocked six shots and held the Buffaloes to a 35.9 percent shooting mark from the floor and and forced 20 MC turnovers to improve to 2-0 at home on the season.

MILLIGAN 58

Player	FG	3FG	FT	R	TP	A	MIN
Seymour-F	3-9	0-0	1-3	9	7	0	23
Hardy-F	2-3	0-0	0-0	2	4	1	19
Grisby-G	4-14	3-6	1-2	2	12	1	29
Woods-G	2-5	0-3	0-0	0	4	1	18
Sitton-G	3-4	0-0	1-2	6	7	2	26
Edwards	0-3	0-3	2-2	1	2	1	13
Steele	0-0	0-0	0-0	3	0	0	3
Simmons	1-1	0-0	0-0	0	2	0	4
Larsen	0-1	0-1	0-0	0	0	0	1
Ellis	0-1	0-0	0-0	0	0	0	1
Devault	2-3	0-0	0-1	4	4	0	22
Cross	2-8	0-3	2-2	1	6	0	16
Kraus	0-1	0-0	0-0	1	0	0	4
Hendren	2-5	2-3	0-0	2	6	1	13
McLeod	2-6	0-0	0-0	5	4	0	8
Team	3						
Totals	23-64	5-19	7-12	39	58	7	200

	Half (29)	Final
FG%	.303 (10-33)	.359
3FG%	.300 (3-10)	.263
FT%	.667 (6-9)	.583

APPALACHIAN 81

Player	FG	3FG	FT	R	TP	A	MIN
Trice-F	3-8	0-4	1-2	4	7	2	23
Williamson-F	5-7	1-1	2-4	18	13	3	27
Milum-G	4-12	3-8	1-2	3	12	2	25
Vilarino-G	4-7	0-1	2-4	0	10	5	26
Carter-G	1-4	0-1	0-0	4	2	2	20
Hamilton	3-5	1-2	0-0	2	7	0	18
Healy	0-2	0-1	0-0	1	0	2	10
Neal	2-3	1-1	0-0	0	5	2	13
Okam	0-1	0-0	0-0	0	0	0	1
Butts	8-12	0-0	2-6	13	18	0	24
Woods	0-2	0-0	0-0	0	0	1	5
Hausley	3-5	0-0	1-5	4	7	0	8
Team	1						
Totals	33-68	6-19	9-23	50	81	19	200

	Half (44)	Final
FG%	.425 (17-40)	.485
3FG%	.231 (3-13)	.316
FT%	.538 (7-13)	.391 (9-23)

Fouls: ASU 15 (Trice, 3), MC 18 (Two, 4). Turnovers: ASU 17 (Vilarino, 6), MC 20 (Woods, 5). Blocks: ASU 6 (Williamson, 4), MC 1 (Sitton). Steals: ASU 12 (Carter, 3), MC 8 (Sitton, 4).

GAME 6

UNCG 64
APPALACHIAN 76

Dec. 1, 2011 • Boone, N.C.
Holmes Center • 1,679

Senior Omar Carter broke out of a scoring slump with a season-high 24 points to lead Appalachian State University men's basketball to a 76-64 win over visiting UNCG in the Southern Conference opener.

Carter shot 9-of-15 from the field and matched a career high with 12 rebounds to notch his first double-double of the young season. He added three assists and a 5-of-6 mark from the free-throw line.

ASU shot 49.1 percent from the field and matched a season high with 10 three-pointers in 22 attempts. The Appalachian defense held the Spartans to just 31.3 percent shooting and a 5-of-18 mark from beyond the arc.

Isaac Butts scored 10 points on 4-of-6 shooting and added seven rebounds as ASU's second leading scorer. The big man played a season-high 34 minutes and notched a block and an assist.

UNCG 64

Player	FG	3FG	FT	R	TP	A	MIN
Simpson-F	6-20	3-10	2-4	5	17	1	33
Brackett-F	7-11	0-0	3-4	9	17	0	30
Williams-G	2-3	0-0	4-6	3	8	0	26
Parker-G	1-2	1-1	0-0	3	3	4	26
Armstrong-G	3-11	0-1	4-6	8	10	3	25
Van Dussen	1-6	0-3	1-2	1	3	0	14
Randall	1-4	1-1	2-2	1	5	3	21
Henry	0-5	0-0	1-2	3	1	0	8
Paulos	0-5	0-2	0-0	1	0	0	10
Hoffer	0-0	0-0	0-0	1	0	0	7
Team	5						
Totals	21-67	5-18	17-26	40	64	11	200

	Half (33)	Final
FG%	.367 (11-30)	.313
3FG%	.500 (3-6)	.278
FT%	.667 (8-12)	.654

APPALACHIAN 78

Player	FG	3FG	FT	R	TP	A	MIN
Williamson-F	3-7	0-1	1-1	6	7	2	27
Butts-C	4-6	0-0	2-2	7	10	1	34
Vilarino-G	1-7	0-2	2-3	6	4	4	30
Trice-G	3-8	2-5	1-4	2	9	0	19
Carter-G	9-15	1-4	5-6	12	24	3	37
Milum	3-5	3-5	0-0	1	9	1	16
Hamilton	2-4	2-3	2-2	2	8	0	17
Healy	0-0	0-0	0-0	0	0	1	5
Neal	2-3	2-2	1-3	2	7	4	11
Woods	0-0	0-0	0-0	0	0	0	4
Team	3						
Totals	27-55	10-22	14-21	41	78	16	200

	Half (43)	Final
FG%	.538 (14-26)	.491
3FG%	.500 (7-14)	.455
FT%	.889 (8-9)	.667

Fouls: ASU 20 (Four, 3), UNCG 20 (Williams, 4). Turnovers: ASU 17 (Carter, 5), UNCG 11 (Three, 2). Blocks: ASU 7 (Williamson, 4), UNCG 1 (Williams). Steals: ASU 5 (Five, 1), UNCG 6 (Simpson, 2).

GAME 7

APPALACHIAN 62
GEORGIA SOUTHERN 73

Dec. 3, 2011 • Statesboro, Ga.
Hanner Fieldhouse • 1,536

Senior Andre Williamson led Appalachian State University men's basketball with 13 points and nine rebounds, but Georgia Southern continued its hot shooting streak to pull off a 73-62 win over the Mountaineers at Hanner Fieldhouse. The forward sank 6-of-7 shots on the night and added a block as ASU was dealt its first Southern Conference loss of the season.

The Eagles drained 8-of-16 three-pointers, shot 47.3 percent from the field and connected on 13-of-21 free throws to take an early lead on the Mountaineers and used the solid shooting to develop a comfortable advantage in the first half. Appalachian missed on all five three-point attempts and knocked in just 5-of-12 free throws to fall behind 45-25 at the break.

APPALACHIAN 62

Player	FG	3FG	FT	R	TP	A	MIN
Trice-F	2-6	2-5	2-3	2	8	0	28
Williamson-F	6-7	0-0	1-4	9	13	1	38
Butts-C	5-6	0-0	1-1	5	11	0	19
Vilarino-G	1-4	0-1	3-6	2	5	0	18
Carter-G	6-11	0-1	1-5	4	13	0	38
Milum	2-6	2-6	2-2	2	8	1	21
Hamilton	0-1	0-1	0-0	3	0	0	9
Healy	0-0	0-0	0-0	0	0	0	2
Neal	0-2	0-0	1-2	2	1	2	9
Woods	1-2	0-1	1-3	0	3	3	16
Hausley	0-2	0-0	0-0	0	0	0	2
Team	3						
Totals	23-47	4-15	12-26	32	62	7	200

	Half (25)	Final
FG%	.400 (10-25)	.489
3FG%	.000 (0-5)	.267
FT%	.417 (5-12)	.462

GEORGIA SOUTHERN 73

Player	FG	3FG	FT	R	TP	A	MIN
Baskerville-F	3-6	0-1	0-0	1	6	0	20
Drayton-G	4-10	4-5	2-5	1	14	3	34
Ferguson-G	7-10	1-1	0-0	9	15	1	25
Hewitt-G	1-5	0-2	5-6	3	7	3	31
Powers-G	4-9	2-4	1-3	4	11	8	34
Pernell	0-3	0-1	0-0	2	0	0	6
Mike	0-1	0-0	0-0	0	0	0	4
Baynham	0-1	0-0	1-2	5	1	0	9
Bussey	4-6	1-2	3-3	4	12	0	16
Brown	2-2	0-0	1-2	1	5	0	10
Dunnican	1-2	0-0	0-0	4	2	0	11
Team	1						
Totals	26-55	8-16	13-21	35	73	15	200

	Half (45)	Final
FG%	.500 (17-34)	.473
3FG%	.545 (6-11)	.500
FT%	.625 (5-8)	.619

Fouls: ASU 21 (Two, 5), GSU 23 (Two, 4). Turnovers: ASU 17 (Carter, 4), GSU 13 (Baskerville, 4). Blocks: ASU 1 (Williamson), GSU 2 (Two, 1). Steals: ASU 4 (Trice, 2), GSU 3 (Three, 1).

GAME 8

APPALACHIAN 56
MINNESOTA 70

Dec. 6, 2011 • Minneapolis, Minn.
Williams Arena • 10,782

Rodney Milum scored a career-high 16 points with five three-pointers as Appalachian State University men's basketball gave Minnesota all it could handle for 35 minutes before falling, 70-56, at Williams Arena.

The junior guard shot 5-of-10 from the field with nine of the attempts coming from beyond the arc. He added an assist in 22 minutes off the bench as the Mountaineers came within a few minutes of dealing the Golden Gophers just their second loss of the season.

An Omar Carter three-pointer knotted the score at 52-52 with just more than five minutes to play before Rodney Williams hit an NBA-range three-pointer as the shot clock expired and the home team added five more points off of turnovers on the next two possessions to regain an eight-point advantage just a minute later.

APPALACHIAN 56

Player	FG	3FG	FT	R	TP	A	MIN
Williamson-F	0-5	0-0	2-2	8	2	3	32
Butts-C	4-6	0-0	1-2	8	9	1	37
Vilarino-G	2-9	0-2	0-0	0	4	1	23
Trice-G	1-6	1-5	2-2	3	5	0	28
Carter-G	5-11	3-5	5-7	3	18	3	36
Milum	5-10	5-9	1-2	0	16	1	22
Okam	0-1	0-0	0-0	2	0	0	3
Woods	1-3	0-0	0-0	0	2	2	19
Team	5						
Totals	18-51	9-21	11-15	29	56	11	200

	Half (30)	Final
FG%	.423 (11-26)	.353
3FG%	.600 (6-10)	.429
FT%	.500 (2-4)	.733

MINNESOTA 70

Player	FG	3FG	FT	R	TP	A	MIN
Williams-F	8-10	1-1	1-2	6	18	1	36
Eliason-C	0-3	0-0	0-0	3	0	2	21
Welch-G	4-7	1-1	6-6	2	15	0	25
Hollins-G	0-1	0-1	0-0	3	0	2	11
Hollins-G	2-7	0-2	0-0	5	4	3	27
Osenieks	1-1	0-0	0-0	1	2	0	4
Coleman	4-5	0-0	2-4	1	10	2	13
Ahanmisi	1-2	0-0	1-2	3	3	5	23
Armelin	3-7	0-1	2-3	3	8	1	21
Sampson	4-7	0-0	2-2	5	10	2	19
Team	0						
Totals	27-50	2-6	14-19	32	70	18	200

	Half (32)	Final
FG%	.538 (14-26)	

GAME 9

ETSU 65
APPALACHIAN 48

Dec. 10, 2011 • Boone, N.C.
Holmes Center • 1,703

East Tennessee State flexed its muscle in the interior on Saturday afternoon, scoring 38 points in the paint and grabbing 13 offensive rebounds to hand Appalachian State University men's basketball a 65-48 defeat at the Holmes Center.

ETSU did the majority of its damage in the first half, shooting 56.7 percent from the field and outscoring Appalachian 26-4 in the paint and 16-0 off turnovers to take a commanding 43-24 halftime lead. Everything appeared to be going the Bucs' way in the half, as Jarvis Jones sank a three-pointer as the clock expired.

ASU head coach Jason Capel shook up the lineup after the break, sitting starters Omar Carter, G.J. Vilarino and Isaac Butts in favor of Rodney Milum, Mike Neal and Brian Okam to open the frame. The Mountaineers responded by cutting the 19-point halftime deficit to 11 on two occasions.

ETSU 65

Player	FG	3FG	FT	R	TP	A	MIN
Brown-F	6-13	0-0	4-11	8	16	1	30
Jones-G	3-5	2-2	0-0	1	8	1	34
Cooley-G	1-2	0-0	0-0	2	2	1	24
Hubbard-G	1-5	0-0	1-2	5	3	3	34
Sollazzo-G	8-15	0-0	7-11	9	23	5	39
Dubose	2-8	0-1	1-1	0	5	1	24
Poderis	3-3	0-0	2-6	4	8	0	14
Ward	0-0	0-0	0-0	0	0	0	1
Team				3			
Totals	24-51	2-3	15-31	32	65	12	200

	Half (13)	Final
FG%	.563 (18-32)	.471
3FG%	.667 (2-3)	.667
FT%	.385 (5-13)	.484

APPALACHIAN 48

Player	FG	3FG	FT	R	TP	A	MIN
Williamson-F	2-5	0-0	0-2	4	4	2	34
Butts-C	0-0	0-0	0-0	2	0	0	20
Vilarino-G	1-1	0-0	0-0	0	2	1	9
Trice-G	5-10	2-5	0-1	1	12	0	31
Carter-G	1-5	0-2	2-3	7	4	1	16
Milum	4-7	4-7	0-0	0	12	0	23
Hamilton	3-7	2-3	0-0	1	8	0	16
Healy	0-1	0-0	0-0	2	0	0	3
Neal	0-3	0-3	2-5	4	2	4	22
Okam	1-1	0-0	2-2	7	4	0	17
Woods	0-0	0-0	0-0	0	0	2	9
Team				2			
Totals	17-40	8-20	6-13	30	48	10	200

	Half (21)	Final
FG%	.429 (9-21)	.425
3FG%	.444 (4-9)	.400
FT%	.667 (2-3)	.462

Fouls: ASU 23 (Butts, 5), ETSU 15 (Cooley, 4). Turnovers: ASU 18 (Neal, 6), ETSU 7 (Sollazzo, 3). Blocks: ASU 8 (Williamson, 3), ETSU 2 (Two, 1). Steals: ASU 2 (Two, 1), ETSU 11 (Hubbard, 3).

GAME 10

APPALACHIAN 82
NORTH CAROLINA 97

Dec. 17, 2011 • Chapel Hill, N.C.
Smith Center • 20,892

Omar Carter led the Mountaineers with 21 points as Appalachian State University men's basketball repeatedly fought off attacks by North Carolina before eventually falling, 97-82, in front of 20,892 fans at the Dean E. Smith Center.

The senior came off the bench for the first time this season and responded by shooting 7-of-15 from the floor and leading Appalachian with seven rebounds and his second 20-point performance of the season.

Appalachian fell into a 21-8 hole early on but climbed back to within 34-30 with four minutes remaining in the opening half behind Carter's 16 first-half points.

APPALACHIAN 82

Player	FG	3FG	FT	R	TP	A	MIN
Trice-F	0-2	0-1	0-0	1	0	1	23
Williamson-F	5-9	1-1	0-0	3	11	0	28
Okam-C	0-1	0-0	0-0	1	0	1	11
Milum-G	3-12	2-9	0-0	2	8	1	21
Neal-G	6-12	1-3	2-2	3	15	3	18
Hamilton	2-4	1-1	6-6	0	11	0	10
Vilarino	2-3	1-1	0-0	2	5	3	16
Healy	2-3	1-1	0-0	3	5	1	10
Carter	7-15	2-3	5-7	7	21	2	28
Butts	1-5	0-0	2-2	4	4	0	21
Woods	0-0	0-0	0-0	2	0	0	6
Hausley	1-2	0-0	0-0	2	2	1	8
Team				2			
Totals	29-68	9-20	15-17	32	82	13	200

	Half (32)	Final
FG%	.412 (14-34)	.426
3FG%	.333 (4-12)	.450
FT%	.000 (0-0)	.882

NORTH CAROLINA 97

Player	FG	3FG	FT	R	TP	A	MIN
Henson-F	7-10	0-0	3-5	6	17	0	26
Barnes-F	4-12	0-1	1-2	4	9	1	26
Zeller-F	11-15	0-0	9-10	10	31	1	26
Strickland-G	3-5	0-1	0-0	1	6	2	22
Marshall-G	2-6	0-1	0-0	2	4	13	29
White	1-2	0-0	0-1	0	2	0	4
Hubert	1-1	0-0	0-1	1	2	0	8
Hairston	0-2	0-2	10-12	3	10	0	13
Simmons	0-0	0-0	0-0	0	0	0	1
Dupont	0-0	0-0	0-0	0	0	0	1
Watts	0-1	0-0	0-0	0	0	0	5
Crouch	0-0	0-0	0-0	0	0	0	1
Cooper	0-0	0-0	0-0	0	0	0	1
Bullock	4-8	2-5	0-0	6	10	0	23
Meadoo	3-4	0-0	0-2	3	6	0	14
Team				3			
Totals	36-66	2-10	23-33	39	97	17	200

	Half (48)	Final
FG%	.526 (20-38)	.545
3FG%	.200 (1-5)	.200
FT%	.778 (7-9)	.697

Fouls: ASU 26 (Three, 5), UNC 15 (Hairston, 4). Turnovers: ASU 10 (Carter, 3), UNC 7 (Three, 2). Blocks: ASU 4 (Okam, 2), UNC 4 (Hubert, 2). Steals: ASU 4 (Healy, 2), UNC 5 (Five, 1).

GAME 11

CAMPBELL 74
APPALACHIAN 77

Dec. 22, 2011 • Boone, N.C.
Holmes Center • 1,076

Senior Andre Williamson hauled in a clutch rebound and was fouled with just 3.1 ticks left in regulation before knocking down a pair of free throws to lead Appalachian State University men's basketball past Campbell, 77-74.

Moments before, Campbell's Marvelle Harris was fouled on a shot attempt in the paint while trailing by two points with less than 10 seconds remaining. The forward sank his first foul shot to pull the visiting Camels within a point before the second attempt bounced Williamson's way near the baseline. Following Williamson's shots, Lorne Merthie's last-second attempt to tie rimmed out at the buzzer.

Williamson scored 16 points and led the Mountaineers (5-6) with five rebounds to accompany a block in the win as ASU moved to 4-1 at home on the season.

CAMPBELL 74

Player	FG	3FG	FT	R	TP	A	MIN
Harris-F	2-3	0-0	1-2	3	5	0	28
Griffin-F	7-10	0-1	7-11	11	21	3	35
Freeman-G	7-11	0-0	0-2	3	14	4	30
Ferguson-G	3-3	0-0	0-0	1	6	0	19
White-G	4-12	0-2	7-9	8	15	2	32
Celestin	0-1	0-1	0-0	0	0	0	6
Horton	2-4	1-2	0-0	0	5	1	12
Ryan	0-1	0-1	0-0	1	0	0	9
Wright	0-0	0-0	0-0	1	0	1	3
Merthie	2-9	2-6	0-0	3	6	0	22
Kalpic	1-1	0-0	0-0	1	2	0	5
Team				1			
Totals	28-55	3-13	15-24	33	74	11	200

	Half (36)	Final
FG%	.565 (13-23)	.509
3FG%	.400 (2-5)	.231
FT%	.667 (8-12)	.625

APPALACHIAN 77

Player	FG	3FG	FT	R	TP	A	MIN
Williamson-F	5-7	1-1	5-7	5	16	0	26
Butts-C	3-5	0-0	0-0	3	6	1	15
Milum-G	2-4	2-4	0-0	2	6	1	25
Carter-G	7-13	2-5	0-0	3	16	4	33
Neal-G	1-1	0-1	2-2	1	4	2	29
Hamilton	4-9	2-5	1-2	2	11	2	18
Vilarino	0-0	0-0	1-2	1	1	2	11
Healy	0-1	0-0	0-0	0	0	0	6
Trice	4-8	3-4	6-9	3	17	0	33
Okam	0-0	0-0	0-0	1	0	0	5
Team				3			
Totals	26-50	10-20	15-22	24	77	12	200

	Half (37)	Final
FG%	.480 (12-25)	.520
3FG%	.583 (7-12)	.500
FT%	.667 (6-9)	.682

Fouls: ASU 19 (Three, 4), CU 19 (Two, 4). Turnovers: ASU 11 (Neal, 4), CU 12 (Griffin, 4). Blocks: ASU 5 (Neal, 3), CU 4 (White, 2). Steals: ASU 7 (Three, 2), CU 5 (Merthie, 2).

GAME 12

APPALACHIAN 54
MIAMI 84

Dec. 30, 2011 • Coral Gables, Fla.
BankUnited Center • 3,363

Miami used a 12-1 run near the end of the first half to break open a close game and went on to down Appalachian State University men's basketball, 84-54, at the BankUnited Center.

Appalachian closed out the lion's share of its non-conference schedule with its fifth loss in six games and fell to 1-6 away from home this season.

Cold shooting was the primary culprit in Friday's loss. ASU, which came into the game shooting 43.8 percent for the season and made 52 percent of its shots in last Thursday's 77-74 home win over Campbell, was just 35.1 percent (20-of-57) from the field on Friday, including an ice-cold 29 percent (9-of-31) in the first half.

Conversely, Miami made 54.9 percent of its shots (28-of-51), including a blistering 60.9 percent (14-of-23) in the second half.

APPALACHIAN 54

Player	FG	3FG	FT	R	TP	A	MIN
Carter-F	2-9	0-4	0-0	4	4	3	36
Williamson-F	8-11	2-3	1-3	7	19	1	27
Butts-C	0-4	0-0	0-0	3	0	0	20
Hamilton-G	2-9	1-6	3-5	4	8	0	28
Neal-G	3-8	1-4	0-0	2	7	7	27
Vilarino	1-5	0-1	0-2	2	2	3	13
Healy	1-2	0-1	0-0	0	2	0	4
Trice	2-6	1-1	1-2	2	6	1	24
Okam	0-0	0-0	0-0	2	0	0	4
Woods	1-3	1-2	3-4	1	6	0	17
Team				3			
Totals	20-57	6-22	8-16	30	54	15	200

	Half (24)	Final
FG%	.290 (9-31)	.351
3FG%	.250 (3-12)	.273
FT%	.429 (3-7)	.351

MIAMI 84

Player	FG	3FG	FT	R	TP	A	MIN
Kadiji-F	1-5	0-2	1-2	2	3	0	21
Johnson-C	4-8	0-0	3-3	8	11	1	25
Larkin-G	3-6	2-4	3-3	2	11	3	32
Scott-G	7-9	1-2	2-2	2	17	4	25
McKinney Jones-G	4-6	1-3	2-2	3	11	3	27
Jones	4-8	0-0	3-7	8	11	0	21
Akpejorori	0-1	0-0	0-0	0	0	0	2
Quiqtar	0-0	0-0	0-0	0	0	0	2
Heller	0-0	0-0	0-0	2	0	0	2
Brown	4-5	2-3	5-6	3	15	0	27
Swoope	0-1	0-0	2				

GAME 13

APPALACHIAN 68
CHATTANOOGA 63

Jan. 5, 2012 • Birmingham, Ala
Hanna Center • 584

Appalachian State University men's basketball fended off a late Samford run to secure a 68-63 road win at the Hanna Center. The Mountaineers fought off a slow start and played well down the stretch to improve to 2-1 in Southern Conference play.

The Apps (6-7, 2-1 SoCon) shook off an early 16-4 deficit with a 20-4 run over the next seven minutes to steal away the lead from the homestanding Bulldogs. Appalachian then extended the advantage to as many as 11 points late in the half before a tip-in at the buzzer pulled Samford (3-10, 0-2) back within 37-28 at the intermission.

ASU maintained a healthy cushion throughout a majority of the second period before the Bulldogs chipped away and eventually pulled within a single point on two different occasions as the clock approached three minutes.

APPALACHIAN 68

Player	FG	3FG	FT	R	TP	A	MIN
Carter-F	6-10	2-3	3-6	8	17	3	33
Williamson-F	4-5	0-0	2-6	5	10	2	23
Hamilton-G	5-8	2-3	0-0	1	12	0	26
Trice-G	1-6	0-3	0-2	6	2	1	27
Neal-G	5-9	1-3	0-0	3	11	3	28
Vilarino	1-2	0-0	0-1	0	2	2	15
Healy	4-7	1-3	5-5	8	14	2	26
Woods	0-1	0-1	0-0	1	0	1	17
Hausley	0-0	0-0	0-0	3	0	0	5
Team				5			
Totals	26-48	6-16	10-20	40	68	14	200

	Half (37)	Final
FG%	.560 (14-25)	.542
3FG%	.455 (5-11)	.375
FT%	.571 (4-7)	.500

SAMFORD 63

Player	FG	3FG	FT	R	TP	A	MIN
Hood-F	2-9	0-6	0-0	0	4	3	19
Windler-C	6-10	1-1	2-4	4	15	1	21
Merritt-G	5-11	3-5	1-3	10	14	2	36
Cook-G	2-7	1-4	0-2	5	5	1	34
Mcneil-G	1-5	0-1	2-2	2	4	1	16
Hayman	1-3	0-0	1-4	1	3	1	18
Miller	0-1	0-1	0-0	0	0	2	8
Kelly	4-10	1-5	1-3	3	10	2	27
Johnson	0-0	0-0	0-0	0	0	0	2
Friday	4-7	0-0	0-0	3	8	0	19
Team				3			
Totals	25-63	6-23	7-18	31	63	13	200

	Half (28)	Final
FG%	.355 (11-31)	.397
3FG%	.273 (3-11)	.261
FT%	.750 (3-4)	.389

Fouls: ASU 18 (Two, 4), SU 19 (Windler, 4). Turnovers: ASU 19 (Neal, 6), SU 10 (Windler, 4). Blocks: ASU 6 (Healy, 3), SU 1 (Friday). Steals: ASU 5 (Carter, 3), SU 9 (Friday, 4).

GAME 14

GAME 15

GAME 16

2011-12 RESULTS

RECORD:	OVERALL	HOME	AWAY	NEUTRAL
ALL GAMES	6-7	4-1	2-5	0-1
CONFERENCE	2-1	1-0	1-1	0-0
NON-CONFERENCE	4-6	3-1	1-4	0-1

DATE	TIME	OPPONENT	SCORE	ATTENDANCE	HIGH POINTS	HIGH REBOUNDS
11/11/11	7 p.m.	LEES-MCRAE	W 90-61	1689	(16)Andre Williamson	(11)Andre Williamson
11/15/11	7 p.m.	at ETSU	68-81 L	3789	(18)Jamaal Trice	(11)Isaac Butts
11/19/11	7 p.m.	at Tennessee Tech	W 68-63	1650	(19)Omar Carter (19)Jamaal Trice	(7)Isaac Butts
11/22/11	7 p.m.	vs East Carolina	47-67 L	3719	(27)Jamaal Trice	(6)Andre Williamson
11/26/11	2 p.m.	MILLIGAN	W 81-58	1058	(18)Isaac Butts	(18)Andre Williamson
12/01/11	8 p.m.	* UNCG	W 78-64	1679	(24)Omar Carter	(12)Omar Carter
12/3/11	7:30 p.m.	* at Georgia Southern	62-73 L	1536	(13)Andre Williamson (13)Omar Carter	(9)Andre Williamson
12/06/11	7 p.m.	at Minnesota	56-70 L	10782	(18)Omar Carter	(8)Isaac Butts (8)Andre Williamson
12/10/11	2 p.m.	ETSU	48-65 L	1703	(12)Rodney Milum (12)Jamaal Trice	(7)Omar Carter (7)Brian Okam
12/17/11	6 p.m.	at North Carolina	82-97 L	20892	(21)Omar Carter	(7)Omar Carter
12/22/11	7 p.m.	CAMPBELL	W 77-74	1076	(17)Jamaal Trice	(5)Andre Williamson
12/30/11	7 p.m.	at Miami	54-84 L	3363	(19)Andre Williamson	(7)Andre Williamson
01/05/12	7 p.m.	* at Samford	W 68-63	584	(17)Omar Carter	(8)Omar Carter (8)Nathan Healy

* - Conference game

ATTENDANCE SUMMARY	GAMES	TOTALS	AVG/GAME
HOME	5	7205	1441
AWAY	7	42596	6085
NEUTRAL	1	3719	3719
TOTAL	13	53520	4117

LEADS/SPECIALTY STATS

Date	Opponent	W/L	Score	Biggest Lead				Time in the lead			Biggest Run		In the Paint		Off TOs		2nd Chance		Fast Break	
				ASU	Opp	Ties	LC	ASU	Opp	Tied	ASU	Opp	ASU	Opp	ASU	Opp	ASU	Opp	ASU	Opp
Nov. 11	Lees-McRae	W	90-61	34	0	0	0	38:42	NA	0:18	11	6	36	24	23	12	17	14	22	10
Nov. 15	ETSU	L	86-81	0	19	0	0	NA	40:00	NA	7	10	34	48	18	32	24	11	4	12
Nov. 19	Tennessee Tech	W	68-63	9	8	3	5	29:19	8:57	1:44	6	8	10	22	7	16	6	19	0	2
Nov. 22	East Carolina	L	67-47	0	21	0	0	NA	38:10	1:50	8	6	16	30	14	24	5	10	4	7
Nov. 26	Milligan	W	81-58	1	25	0	2	39:11	0:18	0:31	8	5	50	30	21	13	11	6	21	13
Dec. 1	UNCG	W	78-64	16	7	4	5	31:21	4:53	3:46	10	7	22	22	14	18	8	17	4	6
Dec. 3	Ga. Southern	L	73-62	0	25	1	0	NA	39:00	1:00	6	8	26	22	16	21	10	5	12	20
Dec. 6	Minnesota	L	70-56	5	14	5	3	8:51	28:02	3:07	6	8	10	44	12	10	12	8	2	14
Dec. 10	ETSU	L	65-48	0	21	0	0	NA	39:58	0:02	6	9	12	38	5	21	6	16	4	10
Dec. 17	North Carolina	L	97-82	0	29	1	0	NA	39:27	0:33	12	9	24	54	9	17	13	19	4	12
Dec. 22	Campbell	W	77-74	7	12	4	8	19:04	17:00	3:56	6	10	26	34	5	12	6	11	0	2
Dec. 30	Miami	L	84-54	3	34	2	3	5:35	31:59	2:26	4	9	16	34	6	15	5	7	16	31
Jan. 5	Samford	W	68-63	13	12	0	1	27:28	12:14	0:18	10	9	20	30	11	14	7	11	0	0
Jan. 7	Chattanooga																			
Jan. 12	Furman																			
Jan. 14	Davidson																			
Jan. 19	Wofford																			
Jan. 21	W. Carolina																			
Jan. 26	UNCG																			
Jan. 28	Elon																			
Feb. 2	Samford																			
Feb. 4	Charleston																			
Feb. 6	Elon																			
Feb. 9	Furman																			
Feb. 11	Wofford																			
Feb. 15	Chattanooga																			
Feb. 18	BracketBuster																			
Feb. 22	The Citadel																			
Feb. 25	W. Carolina																			

PLUS/MINUS

Opponent	Butts	Carter	Hamilton	Hausley	Healy	Milum	Neal	Okam	Trice	Vilarino	Williamson	Woods	TOTAL
Lees-McRae	+24	+24	+15	+7	+9	-3	+8	-7	+20	DNP	+25	+23	+29
ETSU	-6	-13	+5	DNP	-3	-18	-3	DNP	-13	DNP	-7	-7	-13
Tennessee Tech	-7	-4	DNP	+6	+13	+20	+18	+1	+1	DNP	-10	-13	+5
East Carolina	-8	-14	-8	-14	-1	+4	+2	0	-20	-16	-19	-6	-20
Milligan	+17	+5	+9	+3	-3	+14	+9	0	+17	+14	+26	+4	+23
UNCG	+15	+14	+14	DNP	+5	+8	+11	DNP	+2	+8	-4	-3	+14
Ga. Southern	-6	-11	-9	-4	0	+4	+2	DNP	-6	-18	-7	0	-11
Minnesota	-14	-14	DNP	DNP	DNP	-19	DNP	0	-2	-12	-5	-4	-14
ETSU	-16	-9	+9	DNP	-6	-15	0	0	-23	-11	-8	-6	-17
North Carolina	-18	-7	+13	+11	+11	-21	+5	-8	-14	-20	-27	0	-15
Campbell	-6	+21	+2	DNP	-8	-13	+19	0	+6	-16	+10	DNP	+3
Miami	-20	-27	-22	DNP	-3	DNP	-16	-2	-24	-14	-8	-14	-30
Samford	DNP	+6	-7	+9	+20	DNP	-8	DNP	-4	+11	-10	+8	+5
Chattanooga													
Furman													
Davidson													
Wofford													
Western Carolina													
UNCG													
Elon													
Samford													
Charleston													
Elon													
Furman													
Wofford													
Chattanooga													
BracketBuster													
The Citadel													
Western Carolina													

* tracks the team score while the player is on the court (total points team scored while on the court minus the total points allowed while on the court)

2011-12 INDIVIDUAL STATS

ALL GAMES

##	Player	GP	GS	Min	Avg	FG	FGA	Pct	3FG	FGA	Pct	FT	FTA	Pct	Off	Def	Tot	Avg	PF	FO	A	TO	Blk	Stl	Pts	Avg
01	Rodney Milum	11	3	234	21.3	32	86	.372	26	69	.377	14	22	.636	2	18	20	1.8	25	0	12	11	1	4	104	9.5
02	Tab Hamilton	11	2	179	16.3	26	63	.413	13	34	.382	17	20	.850	6	14	20	1.8	16	0	5	12	2	6	82	7.5
03	G.J. Vilarino	10	5	179	17.9	14	43	.326	1	9	.111	8	18	.444	1	16	17	1.7	12	0	22	21	0	6	37	3.7
11	Nathan Healy	12	0	122	10.2	11	28	.393	2	10	.200	7	9	.778	10	20	30	2.5	17	1	10	10	4	8	31	2.6
13	Jamaal Trice	13	11	349	26.8	45	106	.425	27	60	.450	23	39	.590	9	27	36	2.8	26	1	9	20	3	4	140	10.8
21	Omar Carter	13	12	398	30.6	62	140	.443	14	44	.318	33	57	.579	29	48	77	5.9	21	0	29	39	2	21	171	13.2
23	Mike Neal	12	4	203	16.9	22	53	.415	8	24	.333	12	18	.667	3	18	21	1.8	29	0	37	32	7	15	64	5.3
24	Brian Okam	9	1	61	6.8	1	6	.167	0	0	.000	2	4	.500	8	9	17	1.9	20	1	2	2	7	1	4	0.4
32	Isaac Butts	12	10	284	23.7	35	60	.583	0	0	.000	16	23	.696	33	37	70	5.8	43	3	4	30	9	4	86	7.2
33	Mitch Woods	12	4	193	16.1	6	20	.300	1	8	.125	4	7	.571	3	9	12	1.0	22	1	24	15	4	2	17	1.4
50	Andre Williamson	13	13	352	27.1	48	83	.578	5	8	.625	27	47	.574	19	69	88	6.8	33	2	18	19	22	6	128	9.8
54	Petey Hausley	7	0	46	6.6	7	18	.389	0	0	.000	1	8	.125	4	9	13	1.9	8	0	1	4	3	1	15	2.1
Team															22	24	46	3.5	0			4			0	
Total		13				309	706	.438	97	266	.365	164	272	.603	149	318	467	35.9	272	9	173	219	64	78	879	67.6
Opponents		13				328	747	.439	56	172	.326	208	318	.654	149	310	459	35.3	241	-	160	165	34	103	920	70.8

SoCon GAMES

##	Player	GP	GS	Min	Avg	FG	FGA	Pct	3FG	FGA	Pct	FT	FTA	Pct	Off	Def	Tot	Avg	PF	FO	A	TO	Blk	Stl	Pts	Avg
01	Rodney Milum	2	0	37	18.5	5	11	.455	5	11	.455	2	2	1.000	0	3	3	1.5	4	0	2	1	0	1	17	8.5
02	Tab Hamilton	3	1	52	17.3	7	13	.538	4	7	.571	2	2	1.000	0	6	6	2.0	7	0	0	4	0	2	20	6.7
03	G.J. Vilarino	3	2	63	21.0	3	13	.231	0	3	.000	5	10	.500	0	8	8	2.7	6	0	6	7	0	1	11	3.7
11	Nathan Healy	3	0	33	11.0	4	7	.571	1	3	.333	5	5	1.000	2	6	8	2.7	3	0	3	4	3	0	14	4.7
13	Jamaal Trice	3	3	74	24.7	6	20	.300	4	13	.308	3	9	.333	2	8	10	3.3	3	0	1	6	1	2	19	6.3
21	Omar Carter	3	3	108	36.0	21	36	.583	3	8	.375	9	17	.529	8	16	24	8.0	5	0	6	12	2	5	54	18.0
23	Mike Neal	3	1	48	16.0	7	14	.500	3	5	.600	2	5	.400	0	7	7	2.3	8	0	9	8	0	2	19	6.3
32	Isaac Butts	2	2	53	26.5	9	12	.750	0	0	.000	3	3	1.000	5	7	12	6.0	8	1	1	5	1	0	21	10.5
33	Mitch Woods	3	0	37	12.3	1	3	.333	0	2	.000	1	3	.333	0	1	1	0.3	7	1	4	1	0	0	3	1.0
50	Andre Williamson	3	3	88	29.3	13	19	.684	0	1	.000	4	11	.364	2	18	20	6.7	7	0	5	4	6	1	30	10.0
54	Petey Hausley	2	0	7	3.5	0	2	.000	0	0	.000	0	0	.000	1	2	3	1.5	1	0	0	1	1	0	0	0.0
Team															5	6	11	3.7	0			0			0	
Total		3				76	150	.507	20	53	.377	36	67	.537	25	88	113	37.7	59	2	37	53	14	14	208	69.3
Opponents		3				72	185	.389	19	57	.333	37	65	.569	39	67	106	35.3	62	-	39	34	4	18	200	66.7

2011-12 INDIVIDUAL STATS

2011-12 INDIVIDUAL STATS (WINS)

##	Player	GP	GS	Min	Avg	FG	FGA	Pct	3FG	FGA	Pct	FT	FTA	Pct	Off	Def	Tot	Avg	PF	FO	A	TO	Blk	Stl	Pts	Avg
01	Rodney Milum	5	2	108	21.6	15	36	.417	12	29	.414	6	11	.545	1	12	13	2.6	9	0	8	5	0	4	48	9.6
02	Tab Hamilton	5	1	95	19.0	17	36	.472	8	18	.444	6	7	.857	1	8	9	1.8	7	0	4	5	2	5	48	9.6
03	G.J. Vilarino	4	2	82	20.5	6	16	.375	0	3	.000	5	10	.500	0	7	7	1.8	5	0	13	12	0	4	17	4.3
11	Nathan Healy	6	0	75	12.5	7	16	.438	1	5	.200	7	9	.778	5	14	19	3.2	8	0	6	6	4	4	22	3.7
13	Jamaal Trice	6	5	157	26.2	20	51	.392	12	28	.429	12	21	.571	5	13	18	3.0	14	0	6	7	1	0	64	10.7
21	Omar Carter	6	6	183	30.5	35	68	.515	9	24	.375	14	23	.609	13	26	39	6.5	11	0	15	17	2	14	93	15.5
23	Mike Neal	6	2	108	18.0	12	22	.545	6	10	.600	7	9	.778	0	8	8	1.3	15	0	17	17	5	8	37	6.2
24	Brian Okam	4	0	21	5.3	0	3	.000	0	0	.000	0	0	.000	3	2	5	1.3	7	0	1	2	2	0	0	0.0
32	Isaac Butts	5	4	112	22.4	21	31	.677	0	0	.000	6	12	.500	15	20	35	7.0	17	0	3	12	4	1	48	9.6
33	Mitch Woods	5	2	80	16.0	2	7	.286	0	2	.000	0	0	.000	1	4	5	1.0	6	0	13	3	3	1	4	0.8
50	Andre Williamson	6	6	149	24.8	22	37	.595	2	3	.667	22	32	.688	8	40	48	8.0	18	1	8	6	13	5	68	11.3
54	Petey Hausley	4	0	30	7.5	6	12	.500	0	0	.000	1	8	.125	2	7	9	2.3	5	0	0	4	3	0	13	3.3
Team															9	14	23	3.8	0			2			0	
Total		6				163	335	.487	50	122	.410	86	142	.606	63	175	238	39.7	122	1	94	98	39	46	462	77.0
Opponents		6				136	368	.370	25	99	.253	86	132	.652	77	143	220	36.7	118	-	57	88	10	38	383	63.8

2011-12 INDIVIDUAL STATS (LOSSES)

##	Player	GP	GS	Min	Avg	FG	FGA	Pct	3FG	FGA	Pct	FT	FTA	Pct	Off	Def	Tot	Avg	PF	FO	A	TO	Blk	Stl	Pts	Avg
01	Rodney Milum	6	1	126	21.0	17	50	.340	14	40	.350	8	11	.727	1	6	7	1.2	16	0	4	6	1	0	56	9.3
02	Tab Hamilton	6	1	84	14.0	9	27	.333	5	16	.313	11	13	.846	5	6	11	1.8	9	0	1	7	0	1	34	5.7
03	G.J. Vilarino	6	3	97	16.2	8	27	.296	1	6	.167	3	8	.375	1	9	10	1.7	7	0	9	9	0	2	20	3.3
11	Nathan Healy	6	0	47	7.8	4	12	.333	1	5	.200	0	0	.000	5	6	11	1.8	9	1	4	4	0	4	9	1.5
13	Jamaal Trice	7	6	192	27.4	25	55	.455	15	32	.469	11	18	.611	4	14	18	2.6	12	1	3	13	2	4	76	10.9
21	Omar Carter	7	6	215	30.7	27	72	.375	5	20	.250	19	34	.559	16	22	38	5.4	10	0	14	22	0	7	78	11.1
23	Mike Neal	6	2	95	15.8	10	31	.323	2	14	.143	5	9	.556	3	10	13	2.2	14	0	20	15	2	7	27	4.5
24	Brian Okam	5	1	40	8.0	1	3	.333	0	0	.000	2	4	.500	5	7	12	2.4	13	1	1	0	5	1	4	0.8
32	Isaac Butts	7	6	172	24.6	14	29	.483	0	0	.000	10	11	.909	18	17	35	5.0	26	3	1	18	5	3	38	5.4
33	Mitch Woods	7	2	113	16.1	4	13	.308	1	6	.167	4	7	.571	2	5	7	1.0	16	1	11	12	1	1	13	1.9
50	Andre Williamson	7	7	203	29.0	26	46	.565	3	5	.600	5	15	.333	11	29	40	5.7	15	1	10	13	9	1	60	8.6
54	Petey Hausley	3	0	16	5.3	1	6	.167	0	0	.000	0	0	.000	2	2	4	1.3	3	0	1	0	0	1	2	0.7
Team															13	10	23	3.3	0			2			0	
Total		7				146	371	.394	47	144	.326	78	130	.600	86	143	229	32.7	150	8	79	121	25	32	417	59.6
Opponents		7				192	379	.507	31	73	.425	122	186	.656	72	167	239	34.1	123	-	103	77	24	65	537	76.7

TEAM HIGHS/LOWS

APPALACHIAN STATE - TEAM GAME HIGHS

POINTS	90	LEES-MCRAE (11/11/11)
	82	at North Carolina (12/17/11)
	81	MILLIGAN (11/26/11)
FIELD GOALS MADE	33	MILLIGAN (11/26/11)
	29	at North Carolina (12/17/11)
	29	LEES-MCRAE (11/11/11)
FIELD GOAL ATTEMPTS	71	LEES-MCRAE (11/11/11)
	68	at North Carolina (12/17/11)
	68	MILLIGAN (11/26/11)
FIELD GOAL PERCENTAGE	.542 (26-48)	at Samford (01/05/12)
	.520 (26-50)	CAMPBELL (12/22/11)
3 PT FIELD GOALS MADE	10	CAMPBELL (12/22/11)
	10	UNCG (12/01/11)
	10	at Tennessee Tech (11/19/11)
3 PT FG ATTEMPTS	27	at ETSU (11/15/11)
	23	LEES-MCRAE (11/11/11)
3 PT FG PERCENTAGE	.500 (10-20)	CAMPBELL (12/22/11)
	.455 (10-22)	UNCG (12/01/11)
	.455 (10-22)	at Tennessee Tech (11/19/11)
FREE THROWS MADE	24	LEES-MCRAE (11/11/11)
	15	CAMPBELL (12/22/11)
	15	at North Carolina (12/17/11)
FREE THROW ATTEMPTS	37	LEES-MCRAE (11/11/11)
FREE THROW PERCENTAGE	.882 (15-17)	at North Carolina (12/17/11)
REBOUNDS	53	LEES-MCRAE (11/11/11)
	50	MILLIGAN (11/26/11)
ASSISTS	19	MILLIGAN (11/26/11)
	19	LEES-MCRAE (11/11/11)
STEALS	15	LEES-MCRAE (11/11/11)
	12	MILLIGAN (11/26/11)
BLOCKED SHOTS	12	LEES-MCRAE (11/11/11)
TURNOVERS	29	at ETSU (11/15/11)
FOULS	27	at Tennessee Tech (11/19/11)

APPALACHIAN STATE - GAME LOWS

POINTS	47	vs East Carolina (11/22/11)
	48	ETSU (12/10/11)
	54	at Miami (12/30/11)
	56	at Minnesota (12/06/11)
	62	at Georgia Southern (12/03/11)
FIELD GOALS MADE	14	vs East Carolina (11/22/11)
	17	ETSU (12/10/11)
FIELD GOAL ATTEMPTS	40	ETSU (12/10/11)
	43	at Tennessee Tech (11/19/11)
FIELD GOAL PERCENTAGE	.318 (14-44)	vs East Carolina (11/22/11)
	.351 (20-57)	at Miami (12/30/11)
3 PT FIELD GOALS MADE	4	at Georgia Southern (12/03/11)
	5	at ETSU (11/15/11)
3 PT FG ATTEMPTS	15	at Georgia Southern (12/03/11)
	16	at Samford (01/05/12)
3 PT FG PERCENTAGE	.185 (5-27)	at ETSU (11/15/11)
	.267 (4-15)	at Georgia Southern (12/03/11)
FREE THROWS MADE	6	ETSU (12/10/11)
	8	at Miami (12/30/11)
FREE THROW ATTEMPTS	13	ETSU (12/10/11)
	15	at Minnesota (12/06/11)
FREE THROW PERCENTAGE	.391 (9-23)	MILLIGAN (11/26/11)
	.462 (6-13)	ETSU (12/10/11)
	.462 (12-26)	at Georgia Southern (12/03/11)
REBOUNDS	24	CAMPBELL (12/22/11)
	29	at Minnesota (12/06/11)
ASSISTS	7	vs East Carolina (11/22/11)
	7	at Georgia Southern (12/03/11)
STEALS	2	at Tennessee Tech (11/19/11)
	2	ETSU (12/10/11)
BLOCKED SHOTS	1	at Georgia Southern (12/03/11)
TURNOVERS	10	at North Carolina (12/17/11)
FOULS	14	vs East Carolina (11/22/11)

OPPONENT - GAME HIGHS

POINTS	97	at North Carolina (12/17/11)
	84	at Miami (12/30/11)
	81	at ETSU (11/15/11)
FIELD GOALS MADE	36	at North Carolina (12/17/11)
	28	at Miami (12/30/11)
	28	CAMPBELL (12/22/11)
FIELD GOAL ATTEMPTS	67	UNCG (12/01/11)
	66	at North Carolina (12/17/11)
FIELD GOAL PERCENTAGE	.549 (28-51)	at Miami (12/30/11)
	.545 (36-66)	at North Carolina (12/17/11)
3 PT FIELD GOALS MADE	8	at Georgia Southern (12/03/11)
	7	at Miami (12/30/11)
	7	vs East Carolina (11/22/11)
3 PT FG ATTEMPTS	23	at Samford (01/05/12)
	19	MILLIGAN (11/26/11)
3 PT FG PERCENTAGE	.667 (2-3)	ETSU (12/10/11)
	.583 (7-12)	vs East Carolina (11/22/11)
FREE THROWS MADE	24	at ETSU (11/15/11)
	23	at North Carolina (12/17/11)
FREE THROW ATTEMPTS	39	at ETSU (11/15/11)
	33	at North Carolina (12/17/11)
FREE THROW PERCENTAGE	.786 (22-28)	at Tennessee Tech (11/19/11)
	.778 (21-27)	at Miami (12/30/11)
REBOUNDS	44	LEES-MCRAE (11/11/11)
	40	UNCG (12/01/11)
ASSISTS	18	at Minnesota (12/06/11)
	17	at North Carolina (12/17/11)
STEALS	18	at ETSU (11/15/11)
	12	vs East Carolina (11/22/11)
BLOCKED SHOTS	6	at Minnesota (12/06/11)
TURNOVERS	23	LEES-MCRAE (11/11/11)
	20	MILLIGAN (11/26/11)
FOULS	26	LEES-MCRAE (11/11/11)

OPPONENT - GAME LOWS

POINTS	58	MILLIGAN (11/26/11)
	61	LEES-MCRAE (11/11/11)
	63	at Tennessee Tech (11/19/11)
FIELD GOALS MADE	19	at Tennessee Tech (11/19/11)
	20	LEES-MCRAE (11/11/11)
FIELD GOAL ATTEMPTS	49	vs East Carolina (11/22/11)
	50	at Minnesota (12/06/11)
FIELD GOAL PERCENTAGE	.313 (20-64)	LEES-MCRAE (11/11/11)
	.313 (21-67)	UNCG (12/01/11)
3 PT FIELD GOALS MADE	2	at Minnesota (12/06/11)
	2	ETSU (12/10/11)
3 PT FG ATTEMPTS	2	at North Carolina (12/17/11)
	3	ETSU (12/10/11)
	6	at Minnesota (12/06/11)
3 PT FG PERCENTAGE	.200 (2-10)	at North Carolina (12/17/11)
FREE THROWS MADE	7	MILLIGAN (11/26/11)
	7	at Samford (01/05/12)
FREE THROW ATTEMPTS	12	MILLIGAN (11/26/11)
	16	vs East Carolina (11/22/11)
FREE THROW PERCENTAGE	.389 (7-18)	at Samford (01/05/12)
REBOUNDS	31	at Samford (01/05/12)
	32	at Minnesota (12/06/11)
	32	ETSU (12/10/11)
ASSISTS	7	at Tennessee Tech (11/19/11)
	7	MILLIGAN (11/26/11)
STEALS	3	at Georgia Southern (12/03/11)
BLOCKED SHOTS	1	at Tennessee Tech (11/19/11)
	1	MILLIGAN (11/26/11)
	1	UNCG (12/01/11)
	1	at Samford (01/05/12)
TURNOVERS	7	ETSU (12/10/11)
	7	at North Carolina (12/17/11)
FOULS	15	at Minnesota (12/06/11)

INDIVIDUAL HIGHS

APPALACHIAN - INDIVIDUAL GAME HIGHS

Points	27	Jamaal Trice vs East Carolina (11/22/11)
	24	Omar Carter vs UNCG (12/01/11)
	21	Omar Carter at North Carolina (12/17/11)
	19	Andre Williamson at Miami (12/30/11)
	19	Omar Carter at Tennessee Tech (11/19/11)
	19	Jamaal Trice at Tennessee Tech (11/19/11)
Field Goals Made	9	Omar Carter vs UNCG (12/01/11)
	8	Andre Williamson at Miami (12/30/11)
	8	Isaac Butts vs Milligan (11/26/11)
	8	Jamaal Trice vs East Carolina (11/22/11)
Field Goal Att.	15	Omar Carter at North Carolina (12/17/11)
	15	Omar Carter vs UNCG (12/01/11)
FG Pct (min 5 made)	1.000 (5-5)	Andre Williamson at ETSU (11/15/11)
	.857 (6-7)	Andre Williamson at Ga. Southern (12/03/11)
3-Point FG Made	5	Rodney Milum at Minnesota (12/06/11)
	5	Jamaal Trice vs East Carolina (11/22/11)
	5	Jamaal Trice at Tennessee Tech (11/19/11)
3-Point FG Att.	9	Rodney Milum at North Carolina (12/17/11)
	9	Rodney Milum at Minnesota (12/06/11)
	9	Jamaal Trice at Tennessee Tech (11/19/11)
3-Pt FG Pct (min 2 made)	1.000 (2-2)	Mike Neal vs UNCG (12/01/11)
	.750 (3-4)	Jamaal Trice vs Campbell (12/22/11)
Free Throws Made	12	Andre Williamson vs Lees-McRae (11/11/11)
	6	Jamaal Trice vs Campbell (12/22/11)
	6	Tab Hamilton at North Carolina (12/17/11)
	6	Jamaal Trice vs East Carolina (11/22/11)
	6	Isaac Butts at ETSU (11/15/11)
Free Throw Att.	14	Andre Williamson vs Lees-McRae (11/11/11)
	9	Jamaal Trice vs Campbell (12/22/11)
	9	Jamaal Trice vs East Carolina (11/22/11)
FT Pct (min 3 made)	1.000 (6-6)	Tab Hamilton at North Carolina (12/17/11)
	1.000 (6-6)	Isaac Butts at ETSU (11/15/11)
	1.000 (5-5)	Nathan Healy at Samford (01/05/12)
	1.000 (4-4)	Jamaal Trice at Tennessee Tech (11/19/11)
	1.000 (4-4)	Mike Neal vs Lees-McRae (11/11/11)
	1.000 (3-3)	Tab Hamilton vs Lees-McRae (11/11/11)
Rebounds	18	Andre Williamson vs Milligan (11/26/11)
	13	Isaac Butts vs Milligan (11/26/11)
Assists	7	Mike Neal at Miami (12/30/11)
	7	Mitch Woods vs Lees-McRae (11/11/11)
Steals	4	Mike Neal vs Lees-McRae (11/11/11)
	4	Omar Carter vs Lees-McRae (11/11/11)
Blocked Shots	4	Andre Williamson vs UNCG (12/01/11)
	4	Andre Williamson vs Milligan (11/26/11)
Turnovers	6	Mike Neal at Samford (01/05/12)
	6	Mike Neal vs ETSU (12/10/11)
	6	G.J. Vilarino vs Milligan (11/26/11)
	6	Andre Williamson vs East Carolina (11/22/11)
	6	Mitch Woods at ETSU (11/15/11)
Fouls	5	Brian Okam at North Carolina (12/17/11)
	5	Isaac Butts at North Carolina (12/17/11)
	5	Nathan Healy at North Carolina (12/17/11)
	5	Isaac Butts vs ETSU (12/10/11)
	5	Isaac Butts at Georgia Southern (12/03/11)
	5	Mitch Woods at Georgia Southern (12/03/11)
	5	Andre Williamson at Tennessee Tech (11/19/11)
	5	Andre Williamson at ETSU (11/15/11)
	5	Jamaal Trice at ETSU (11/15/11)

OPPONENT INDIVIDUAL GAME HIGHS

Points	31	Zeller, Tyler at North Carolina (12/17/11)
	28	MURPHY, Kevin at Tennessee Tech (11/19/11)
	23	SOLLAZZO, Adam vs ETSU (12/10/11)
	23	HUBBARD, Tommy at ETSU (11/15/11)
	22	DILLARD, Jud at Tennessee Tech (11/19/11)
Field Goals Made	11	Zeller, Tyler at North Carolina (12/17/11)
	8	SOLLAZZO, Adam vs ETSU (12/10/11)
	8	Williams, Rodney at Minnesota (12/06/11)
	8	MURPHY, Kevin at Tennessee Tech (11/19/11)
	8	HUBBARD, Tommy at ETSU (11/15/11)
Field Goal Att.	20	SIMPSON, Trevis vs UNCG (12/01/11)
	18	DILLARD, Jud at Tennessee Tech (11/19/11)
FG Pct (min 5 made)	.800 (8-10)	Williams, Rodney at Minnesota (12/06/11)
	.778 (7-9)	Durand Scott at Miami (12/30/11)
3-Point FG Made	4	DRAYTON, Ben at Georgia Southern (12/03/11)
	3	MERRITT, Jeffrey at Samford (01/05/12)
	3	SIMPSON, Trevis vs UNCG (12/01/11)
	3	GRISBY, Kyle vs Milligan (11/26/11)
	3	PAUL, Miguel vs East Carolina (11/22/11)
	3	MURPHY, Kevin at Tennessee Tech (11/19/11)
3-Point FG Att.	10	SIMPSON, Trevis vs UNCG (12/01/11)
	6	HOOD, Tyler at Samford (01/05/12)
	6	MERTHIE, Lorne vs Campbell (12/22/11)
	6	GRISBY, Kyle vs Milligan (11/26/11)
	6	DUBOSE, Marcus at ETSU (11/15/11)
3-Pt FG Pct (min 2 made)	1.000 (2-2)	JONES, Jarvis vs ETSU (12/10/11)
	1.000 (2-2)	BOWDEN, Shamarr vs East Carolina (11/22/11)
Free Throws Made	10	Hairston, P.J. at North Carolina (12/17/11)
	9	Zeller, Tyler at North Carolina (12/17/11)
	9	PAUL, Miguel vs East Carolina (11/22/11)
	9	MURPHY, Kevin at Tennessee Tech (11/19/11)
Free Throw Att.	14	SOLLAZZO, Adam at ETSU (11/15/11)
	12	Hairston, P.J. at North Carolina (12/17/11)
FT Pct (min 3 made)	1.000 (9-9)	PAUL, Miguel vs East Carolina (11/22/11)
	1.000 (8-8)	DILLARD, Jud at Tennessee Tech (11/19/11)
	1.000 (6-6)	Welch, Julian at Minnesota (12/06/11)
	1.000 (3-3)	Reggie Johnson at Miami (12/30/11)
	1.000 (3-3)	Shane Larkin at Miami (12/30/11)
	1.000 (3-3)	BUSSEY, Tré at Georgia Southern (12/03/11)
Rebounds	11	GRIFFIN, Eric vs Campbell (12/22/11)
	11	DILLARD, Jud at Tennessee Tech (11/19/11)
Assists	13	Marshall, Kendall at North Carolina (12/17/11)
	8	POWERS, Willie at Georgia Southern (12/03/11)
Steals	7	COOLEY, Sheldon at ETSU (11/15/11)
	4	FRIDAY, Matthew at Samford (01/05/12)
	4	SITTON, Torian vs Milligan (11/26/11)
Blocked Shots	5	Williams, Rodney at Minnesota (12/06/11)
	2	Kenny Kadji at Miami (12/30/11)
	2	WHITE, Darren vs Campbell (12/22/11)
	2	Hubert, Desmond at North Carolina (12/17/11)
	2	MORROW, Darrus vs East Carolina (11/22/11)
	2	BROWN, Isiah at ETSU (11/15/11)
Turnovers	6	BROWN, Isiah at ETSU (11/15/11)
	6	BJ Battle vs Lees-McRae (11/11/11)
Fouls	5	DeAndre Tillman vs Lees-McRae (11/11/11)

GAME-BY-GAME COMPARISON

Opponent	1st	2nd	Score	Mar	Total FG	FG Pct	3-Pointers	3FG Pct	Free Throws	FT Pct	Rebounds	Mar	Assist	TOver	Block	Steal	Fouls
LEES-MCRAE	46/21	44/40	90-61	+29	29-71/20-64	.408/.313	8-23/3-14	.348/.214	24-37/18-24	.649/.750	53/44	+9	19/8	16/23	12/2	15/6	23/26
ETSU	23/39	45/42	68-81	(13)	25-64/27-57	.391/.474	5-27/3-10	.185/.300	13-18/24-39	.722/.615	46/33	+13	16/16	29/16	3/3	5/18	26/21
Tennessee Tech	39/33	29/30	68-63	+5	22-43/19-55	.512/.345	10-22/3-12	.455/.250	14-19/22-28	.737/.786	30/33	(3)	14/7	18/12	3/1	2/4	27/16
East Carolina	17/30	30/37	47-67	(20)	14-44/24-49	.318/.490	6-19/7-12	.316/.583	13-25/12-16	.520/.750	30/34	(4)	7/13	22/16	5/4	8/12	14/19
MILLIGAN	44/29	37/29	81-58	+23	33-68/23-64	.485/.359	6-19/5-19	.316/.263	9-23/7-12	.391/.583	50/39	+11	19/7	17/20	6/1	12/8	15/18
UNCG	43/33	35/31	78-64	+14	27-55/21-67	.491/.313	10-22/5-18	.455/.278	14-21/17-26	.667/.654	41/40	+1	16/11	17/11	7/1	5/6	20/20
Georgia Southern	25/45	37/28	62-73	(11)	23-47/26-55	.489/.473	4-15/8-16	.267/.500	12-26/13-21	.462/.619	32/35	(3)	7/15	17/13	1/2	4/3	21/23
Minnesota	30/32	26/38	56-70	(14)	18-51/27-50	.353/.540	9-21/2-6	.429/.333	11-15/14-19	.733/.737	29/32	(3)	11/18	13/9	2/6	3/8	19/15
ETSU	24/43	24/22	48-65	(17)	17-40/24-51	.425/.471	8-20/2-3	.400/.667	6-13/15-31	.462/.484	30/32	(2)	10/12	18/7	8/2	2/11	23/15
North Carolina	32/48	50/49	82-97	(15)	29-68/36-66	.426/.545	9-20/2-10	.450/.200	15-17/23-33	.882/.697	32/39	(7)	13/17	10/7	4/4	4/5	26/15
CAMPBELL	37/36	40/38	77-74	+3	26-50/28-55	.520/.509	10-20/3-13	.500/.231	15-22/15-24	.682/.625	24/33	(9)	12/11	11/12	5/4	7/5	19/19
Miami	24/39	30/45	54-84	(30)	20-57/28-51	.351/.549	6-22/7-16	.273/.438	8-16/21-27	.500/.778	30/34	(4)	15/12	12/9	2/3	6/8	21/15
Samford	37/28	31/35	68-63	+5	26-48/25-63	.542/.397	6-16/6-23	.375/.261	10-20/7-18	.500/.389	40/31	+9	14/13	19/10	6/1	5/9	18/19

Note: Game totals are displayed in the format APPALACHIAN/OPPONENT for each category