

TENNESSEE

2011-12 VOLUNTEERS BASKETBALL



Date	Opponent (TV)	Time/Result
N3	Carson-Newman (Exhib.)	W 73-52
N7	Lincoln Memorial (Exhib.)	W 76-67
N11	1-UNC Greensboro (FS South)^	W 92-63
N16	ULM	W 85-62
N21	2-No. 6 Duke (ESPN2)^	L 77-67
N22	2-No. 8 Memphis (ESPN2)^	2OT L 99-97
N23	2-Chaminade (ESPN2)^	W 86-60
N28	at Oakland (ESPN2)	L 89-81
D3	3-No. 17 Pittsburgh (ESPN)	L 61-56
D10	Austin Peay (CSS)^	L 74-70
D14	at College of Charleston (ESPN2)^	L 71-65
D20	UNC Asheville (SS)^	W 72-68
D23	ETSU	W 66-63
D29	The Citadel (SS)^	W 86-55
J2	Chattanooga (SS)^	7 p.m.
J4	at Memphis (FS South)	8 p.m.
J7	Florida* (ESPN2)^	11 a.m.
J12	at Mississippi State* (ESPN/ESPN2)^	9 p.m.
J14	Kentucky* (ESPN)^	Noon
J18	at Georgia* (SEC Network)^	8 p.m.
J21	Connecticut (CBS)	4 p.m.
J24	at Vanderbilt* (ESPN2)^	7 p.m.
J28	Auburn* (ESPN2)^	6 p.m.
J31	at Kentucky* (ESPN2)^	7 p.m.
F4	Georgia* (FS South)^	8 p.m.
F8	South Carolina* (SEC Network)^	8 p.m.
F11	at Florida* (SEC Network)^	4 p.m.
F15	Arkansas* (SEC Network)^	8 p.m.
F18	at Alabama* (SEC Network)^	1:30 p.m.
F22	Ole Miss* (CSS)^	7 p.m.
F25	at South Carolina* (FS South)^	8 p.m.
F29	at LSU* (CSS)^	9 p.m.
M3	Vanderbilt* (ESPN/ESPN2)^	4 p.m.
M8-11	SEC Tournament (SEC Network/ABC)	

Schedule Key

1-EA SPORTS Maui Invitational Opening Game (Thompson-Boling Arena in Knoxville, Tenn.); 2-EA SPORTS Maui Invitational (Lahaina Civic Center in Maui, Hawaii); 3-Big East/SEC Challenge (Thompson-Boling Arena in Knoxville, Tenn.); *Southeastern Conference Game; CSS-Comcast Sports Southeast; FS South-Fox Sports South; SS-SportSouth; ^-Streamed live on WatchESPN.com

All Times Eastern & Subject to Change; Opponent Rankings are AP

Tennessee Media Relations

1720 Volunteer Blvd • Knoxville, TN 37996

Basketball SID: Tom Satkowiak

E-mail: tomsid@tennessee.edu

Office: 865-974-7501

Cell: 865-696-2897

Fax: 865-974-1269

Website: UTsports.com

Team Twitter Feed: @Vol_Hoops

Facebook Fan Page: Facebook.com/BallWithTheVols

GAME 13

Tennessee vs. Chattanooga

7:05 p.m. ET • Monday, Jan. 2, 2012

Thompson-Boling Arena • Knoxville, Tenn.

TV: The game will be televised regionally on SportSouth. Randy Smith handles the play-by-play, while former Vols All-America Bill Justus (1967-69) provides analysis. Dick Dodson is the producer.

Radio: The game will air on the Vol Radio Network (50-plus stations covering 28 states). Bob Kesling is in his 13th year calling the play-by-play. Former Vol Bert Bertelkamp (1977-80) joins him courtside to provide color commentary. Tim Berry is the engineer, and Glenn Thackston is the producer. A free live audio stream of the broadcast is available at UTsports.com.

Tennessee	at a Glance	Chattanooga
6-6	Record	6-8
NR.....	Ranking	NR
Cuonzo Martin (Purdue, 2000)	Head Coach	John Shulman (ETSU, 1989)
6-6 (1st year).....	Record at School	127-114 (8th year)
67-47 (4th year).....	Overall Record	127-114 (8th year)
UTsports.com.....	Web Site	GoMocs.com
UT leads, 32-5	Series	

Probable Starters

Tennessee	Ht.	Wt.	Yr.	Hometown	PPG	RPG	APG	
G 11	Trae Golden	6-1	209	So.	Powder Springs, Ga.	13.0	3.2	5.7
G 52	Jordan McRae	6-5	174	So.	Midway, Ga.	11.5	1.9	1.8
G 23	Cameron Tatum	6-7	193	Sr.	Lithonia, Ga.	10.2	3.8	2.5
F 34	Jeronne Maymon	6-7	265	Jr.	Madison, Wis.	12.1	7.6	1.1
F 20	Kenny Hall	6-9	222	Jr.	Stone Mountain, Ga.	7.2	5.3	0.4

Chattanooga	Ht.	Wt.	Yr.	Hometown	PPG	RPG	APG	
G 3	Keegan Bell	6-1	185	Sr.	Huntsville, Ala.	7.8	3.9	7.6
G 22	Ricky Taylor	6-5	180	Sr.	Brownsville, Tenn.	12.6	3.1	1.8
F 00	Omar Wattad	6-5	216	Sr.	Johnson City, Tenn.	12.9	3.8	1.7
F 32	Jahmal Burroughs	6-6	206	Sr.	New Orleans, La.	2.9	2.3	0.4
F 20	Drazen Zlovovic	6-9	214	Jr.	Novi Sad, Serbia	9.8	7.0	0.5

- **Tennessee's January schedule features five games against current AP top-15 teams.**
- The University of Tennessee is currently on holiday break. Spring semester classes begin Jan. 11.
- The Vols have started 11 of the past 12 years on a winning note, earning a victory in their first game after New Year's Eve. The lone blemish during that span came in 2009 at Kansas (Jan. 3).
- Tennessee's vice chancellor and director of athletics, **Dave Hart**, is the father of Chattanooga athletics director **Rick Hart**. See note on Page 2.
- The Harts don't provide the only noteworthy connection in this series. **Houston Fancher**, UT's director of basketball operations, regularly faced Chattanooga head coach **John Shulman** in Southern Conference action when Fancher was the head coach at Appalachian State (2000-09).
- Monday's game marks a homecoming of sorts for a trio of Mocs student-athletes. Sophomore forward **Drew Baker** (Karns HS), junior forward **Sam Watson** (Farragut HS) and freshman guard **Ronrico White** (Bearden HS) are Knoxville natives.
- **Ronrico White**—the son of Vols great **Tony White** (1984-87)—is a Knoxville native and averages 4.8 points and 15.8 minutes per game for the Mocs. For more on the Whites, see Page 3.
- Junior guard **Skylar McBee** has made at least three 3-pointers in four of Tennessee's last five games. He is shooting a team-best .463 (25 of 54) from beyond the arc this season (**third in the SEC**).
- Tennessee's scoring defense has been solid at home, as the Vols are allowing just 63.7 points per game this season at Thompson-Boling Arena.
- On Dec. 23, five-star power forward **Jarnell Stokes** from Memphis, Tenn., signed with Tennessee. A consensus national top-20 prospect, Stokes will enroll for spring classes and will be eligible to play for the Vols upon completion of all required administrative processes.
- Stokes is Tennessee's first prep signee from the city of Memphis since **Dane Bradshaw** in 2002.
- UT's average margin of defeat against the three AP top-20 teams it has faced was 5.7 points.

Tennessee Trends

- Through the games of Dec. 29, the Vols lead the SEC in free-throw shooting (.717) while ranking second in field-goal percentage (.476), 3-point percentage (.388), rebounding defense (32.5 rpg) and assists (15.0 apg)
- Only once in the last seven years has Tennessee shot better than 70 percent at the free-throw line (.701 in 2005-06). The Vols are shooting an SEC-best .717 at the charity stripe so far this season.
- Tennessee has outscored nine of its 12 opponents in the paint in this season.
- **Cuonzo Martin's** teams are 15-2 when they score at least 80 points.
- **Trae Golden** leads the SEC in assists (5.7 apg) and ranks second in assist/turnover ratio (2.1).
- **Jeronne Maymon** leads the SEC in field-goal percentage (.615) while ranking third among league players in offensive rebounding (3.2 orgp) and sixth in total rebounding (7.6 rpg).
- Senior guard **Cameron Tatum** has more career games with 10+ points than any other Vol has career starts (40).
- 81.6 percent of junior **Skylar McBee's** career field-goal attempts have been 3-pointers (200-245).
- Tennessee is averaging 15.3 pass deflections per game so far this season.
- There has not been a technical foul called on either team in Tennessee's first 11 games.
- The Vols play eight regular-season games against teams in this week's AP top-25 poll.

Noting Chattanooga

The University of Tennessee at Chattanooga owns a 6-8 (0-2 SoCon) record this season ... The Mocs, led by veteran head coach **John Shulman**, are 0-6 on the road this season but are riding the momentum of a three-game win streak--they hosted and won the Dr. Pepper Classic tournament last week

STATISTICAL COMPARISON

Tennessee		Chattanooga
76.9	Points	72.6
70.2	Opponent Points	64.1
+6.8	Scoring Margin	+8.4
.476	Field Goal %	.430
.444	Opponent Field Goal %	.385
.388	3-Point %	.374
.368	Opponent 3-Point %	.288
.717	Free Throw %	.675
36.6	Rebounds	39.3
32.5	Opponent Rebounds	36.1
+4.1	Rebounding Margin	+3.1
15.0	Assists	16.1
13.2	Turnovers	15.3
6.2	Steals	8.3
5.1	Blocks	1.1
6-6	Record	6-8
NR	AP Rank	NR
152	Sagarin Rating	257

STATISTICAL LEADERS

Tennessee		Chattanooga
Golden, 13.0	Points	Taylor/Wattad, 12.9
Maymon, 7.6	Rebounds	Zlovaric, 7.0
Golden, 5.7	Assists	Bell, 7.6
Maymon, .615	FG %	Burroughs, .571
McBee, .463	3-Pt %	Taylor, .466
McRae, .857	FT %	Taylor, .848

... Despite its record, Chattanooga boasts a +8.4 scoring margin and a +3.1 rebounding margin this season ... Five Mocs hail from East Tennessee, including leading scorer **Omar Wattad**, who is a graduate of Science Hill High School in Johnson City ... Wattad, a Georgetown transfer, is one of two former major-conference players on Chattanooga's roster ... Starting big man **Drazen Zlovaric** began his college career at Georgia ... Zlovaric also attended the same prep school as Vols senior **Cameron Tatum** (Patterson Prep in Lenoir, N.C.).

The Chattanooga Series

The Vols lead the all-time series with Chattanooga 32-5, dating to 1913 ... Tennessee has won 26 of the last 27 meetings, with the lone blemish coming on Dec. 5, 2004, when the Mocs posted a 69-68 win in Knoxville ... The Vols made history during their season-opening rout of Chattanooga on Nov. 15, 2008, by dishing out a **school-record 32 assists** ... That game marked the collegiate debut of former Vols guard **Scotty Hopson** and current senior **Renaldo Woolridge**.

In The Last Game vs. Chattanooga...

Tobias Harris scored 18 points in his first collegiate game as the 23rd-ranked Volunteers cruised to an 82-62 season-opening victory over Chattanooga on Dec. 12, 2010 ... Harris led the Vols in scoring, minutes (26) and field goals made (7) while shooting 7-of-11 from the floor and draining his only 3-point attempt during Tennessee's 20-point win ... Harris also added five rebounds and an assist to his stellar performance ... The Vols took turns driving the lane and going to the free-throw line during a 17-0 run late in the first half that put them up 40-18 with 2 minutes left ... Tennessee shot 45.5 percent from the field in the first half and held a 45-26 lead at the break ... The Vols were quick in transition, grabbing 10 steals and scoring 19 points off turnovers and 14 on fast breaks ... The Vols never trailed and led by as many as 31 points ... **Melvin Goins** scored 13 points for Tennessee -- all in the first half -- and got four steals ... **Scotty Hopson** also added 13 points, **Cameron Tatum** had 11 and **John Fields** grabbed 10 rebounds ... **Keegan Bell** led the Mocs with a then-career-high 20 points and **Omar Wattad** had 13.

Vols vs Mocs Now A Family Affair

Tennessee's non-conference home game against the Mocs took on an added storyline Sept. 5, when Dave Hart was introduced as UT's new vice chancellor and director of athletics ... Hart's son, Rick, is the director of athletics at Chattanooga ... Shortly after the conclusion of Dave Hart's introductory press conference on Rocky Top, Rick Hart Tweeted the following: @AD_RickHart: Excited to have mom and dad so close to Chatt. It will be fun to work with him as a UT System colleague. Can't wait to square off in hoops!

MEDIA INFORMATION

All media requests related to the Tennessee basketball program should be directed to Tom Satkowiak (865-974-7501, tomsid@tennessee.edu).

Media Credentials

Outlets interested in obtaining credentials to cover Tennessee basketball home games must apply for credentials via Sports Systems.

Link: www.sportssystem.com/clients/seccredentials/

Upon visiting the link provided above, applicants must check a box indicating that they agree to the Southeastern Conference's media credentialing terms and conditions for use before selecting "Tennessee men's basketball." Applications for single-game credentials should be submitted at least one week in advance of the game(s) one plans to cover.

Covering Practice

Only select Tennessee basketball practices are open to the media. Contact basketball SID Tom Satkowiak (tomsid@tennessee.edu) for dates and times. See Page 181 of the Tennessee media guide for specific practice coverage guidelines.

Player Interviews

All requests for player interviews must be directed to SID Tom Satkowiak. Please make your requests at least 24 hours in advance. On gamedays, players are not available for interviews until after the game. Under no circumstances are players available for interviews by calling/texting/emailing/Tweeting them directly. Players are instructed not to grant any interviews unless prior arrangements are made through the Media Relations Office.

Media Luncheons

Throughout the season, Cuonzo Martin hosts a weekly media luncheon in the Arena Dining area at Thompson-Boling Arena. Call the Media Relations Office (865-974-7501) for a schedule of the luncheons. The entrance to Arena Dining is located at the northeast corner of the arena off Phillip Fulmer Way.

SEC Coaches Teleconference

The weekly SEC coaches teleconference is scheduled for every Monday Jan. 2 through March 5.

The postseason teleconference is set for Monday, March 12 at 11 a.m. ET. It will feature coaches from all SEC teams participating in the postseason.

All SEC basketball teleconferences can be listened to online at SECsports.com shortly after conclusion.

Order of Appearance (All Times Eastern)

- 11:00 a.m. Kevin Stallings, Vanderbilt
- 11:07 a.m. Billy Donovan, Florida
- 11:14 a.m. Darrin Horn, South Carolina
- 11:21 a.m. Mark Fox, Georgia
- 11:28 a.m. Trent Johnson, LSU
- 11:35 a.m. John Calipari, Kentucky
- 11:42 a.m. Cuonzo Martin, Tennessee**
- 11:49 a.m. Mike Anderson, Arkansas
- 11:56 a.m. Anthony Grant, Alabama
- 12:03 p.m. Tony Barbee, Auburn
- 12:10 p.m. Andy Kennedy, Ole Miss
- 12:17 p.m. Rick Stansbury, Mississippi State

SEC Weekly Awards

The SEC names a Player of the Week and Freshman of the Week every Monday during the season. Each week's selections are released for Monday afternoon publication. Nominations for the awards are made each week by the men's basketball SIDs.

Vols vs. System Schools

The University of Tennessee system has three men's basketball programs, each based in Knoxville, Martin and Chattanooga ... The Vols are a combined 36-5 against their in-system counterparts ... The Big Orange are 32-5 vs. the Mocs of UT-Chattanooga and 4-0 against the Skyhawks of UT-Martin.

White Has Orange Bloodlines

Chattanooga freshman guard **Ronrico White** (4.8 ppg, 15.8 mpg) is the son of former Vols All-America and All-Century Team member **Tony White** (1984-87) ... White Sr. is UT's third all-time leading scorer with 2,219 career points (sixth in SEC history) ... Ronrico White graduated from Knoxville's Bearden High School and played against many current Vols during 2011 summer action in Knoxville's Pilot Rocky Top League.

A Glance At UT Great Tony White

Tennessee All-Century Team selection **Tony White** was the 1987 SEC Player of the Year, a 1987 third-team All-America selection and a two-time first-team All-SEC pick during his storied career on Rocky Top (1984-87) ... His son, **Ronrico White**, graduated from Knoxville's Bearden High School and is a freshman guard at Chattanooga ... Tony White finished his career ranking second on UT's all-time scoring chart (2,219 points) and now ranks third behind only Allan Houston and Ernie Grunfeld ... He is also the sixth-leading scorer in SEC history ... He holds the Vols' single-game scoring record with 51 points against Auburn on Feb. 14, 1987 and was a second-round pick of the Chicago Bulls (33rd overall) in the 1987 NBA Draft.

On This Date: Jan. 2

Tennessee is 11-11 all-time on Jan. 2 and owns a two-game win streak on this date ... The Vols' last game on this date was an 83-51 home win over Coastal Carolina in 2005.

2011-12 SEC Standings (through Dec. 29)

	SEC	Pct.	H	A	ALL	Pct.	H	A	N	Streak
Kentucky	0-0	.000	0-0	0-0	12-1	.923	9-0	0-1	3-0	W4
Mississippi State	0-0	.000	0-0	0-0	12-2	.857	8-1	1-0	3-1	L1
Alabama	0-0	.000	0-0	0-0	10-3	.769	7-1	0-2	3-0	W2
Florida	0-0	.000	0-0	0-0	10-3	.769	6-0	0-3	4-0	L1
LSU	0-0	.000	0-0	0-0	10-3	.769	5-1	3-1	2-1	W7
Arkansas	0-0	.000	0-0	0-0	9-3	.750	9-1	0-2	0-0	W4
Ole Miss	0-0	.000	0-0	0-0	9-3	.750	5-0	2-1	2-2	L2
Auburn	0-0	.000	0-0	0-0	8-3	.727	7-0	1-1	0-2	L2
Vanderbilt	0-0	.000	0-0	0-0	9-4	.692	5-3	2-1	2-0	W3
Georgia	0-0	.000	0-0	0-0	8-5	.615	6-2	1-2	1-1	W4
South Carolina	0-0	.000	0-0	0-0	6-6	.500	5-3	1-1	0-2	W2
Tennessee	0-0	.000	0-0	0-0	6-6	.500	5-2	0-2	1-2	W3

Vols Approaching 1,500-Win Milestone

Tennessee owns an all-time record of 1,496-951-2 (.611) ... **The program needs just four victories to reach the 1,500-win milestone** ... Below is a list of UT's previous milestone victories:

Win	Score	Opponent	Date
1	55-16	Tenn. School for the Deaf	1/27/1909
100	29-28	at Georgia Tech	2/19/1921
500	66-50	vs. Denver	1/2/1954
1000	83-59	Ole Miss	1/8/1984

McBee Third In SEC In 3-Point Shooting

Junior shooting guard **Skylar McBee** has made 25-of-54 shots from beyond the arc and boasts a team-best .463 percentage from long range (good for third in the SEC) ... **He has made at least three 3-pointers in four of UT's last five games**, and he set career-highs for points (15) and 3-pointers made (5) in UT's home win over ULM (11/16/11).

The Citadel Recap

Yemi Makanjuola notched his first career double-double with a late-game scoring barrage to cap off Tennessee's 86-55 victory over The Citadel Thursday night at Thompson-Boling Arena ... Makanjuola came into the game late with Tennessee in full

control, but he proved his worth scoring all 18 of his points in a row and grabbing 11 rebounds (both career-highs) in just 11 minutes of action in the second half ... Tennessee (6-6) had three other players score in double figures, led by **Skylar McBee's** 12 points off four 3-pointers ... **Renaldo Woolridge** continued his stretch of solid performances with 10 points ... **Trae Golden** also added 10 points on 5-of-7 shooting from the floor ... The Vols shot a scorching 59.3 percent from the floor in the first half and finished at 55.9 percent of the game, making 9-of-22 from 3-point range and outscoring the Bulldogs 42-22 in the paint ... The Citadel shot 39.3 percent from the floor ... The Citadel was led by **Mike Groselle's** 21 points.

Golden Undergoes Nasal Fracture Surgery

Point guard **Trae Golden** underwent a surgical procedure at UT Medical Center Friday morning to correct a minor nasal fracture ... The sophomore initially suffered the injury to his nose in practice Dec. 16 ... He should return to practice Saturday and is expected to be cleared to play vs. Chattanooga.

2011-12 Tennessee Basketball Roster

No.	Name	Pos.	Ht.	Wt.	Cl.	Hometown (Previous School)
2	Galen Campbell	G	6-3	193	Fr.-HS	Knoxville, Tenn. (Fulton HS)
31	Quinton Chievous	G	6-5	201	Fr.-HS	Chicago, Ill. (Notre Dame College Prep)
11	Trae Golden	G	6-1	209	So.-1L	Powder Springs, Ga. (McEachern HS)
20	Kenny Hall	F	6-9	222	Jr.-2L	Stone Mountain, Ga. (Redan HS)
21	Ryan Kilmartin	G	6-5	210	RS-So.-Tr.	Charlotte, N.C. (Appalachian State University)
24	Brandon Lopez	G	6-1	179	Fr.-HS	Knoxville, Tenn. (Austin-East HS)
0	Yemi Makanjuola	C	6-9	244	Fr.-HS	Lagos, Nigeria (Word of God Christian Academy)
34	Jeronne Maymon	F	6-7	265	Jr.-1L	Madison, Wis. (Marquette University)
13	Skylar McBee	G	6-3	199	Jr.-2L	Rutledge, Tenn. (Grainger HS)
52	Jordan McRae	G	6-5	174	So.-1L	Midway, Ga. (Liberty County HS)
25	Dwight Miller	F	6-8	240	Jr.-Tr.	Nassau, Bahamas (Midland [Texas] College)
15	Rob Murphy	F	6-8	230	RS-Jr.-Tr.	Brentwood, Tenn. (Lipscomb University)
1	Josh Richardson	G	6-6	186	Fr.-HS	Edmond, Okla. (Santa Fe HS)
14	Tyler Summitt	G	6-1	180	RS-So.-Sq.	Knoxville, Tenn. (Webb School)
23	Cameron Tatum	G	6-7	193	RS-Sr.-3L	Lithonia, Ga. (The Patterson School)
4	Wes Washpun	G	6-1	163	Fr.-HS	Cedar Rapids, Iowa (Washington HS)
3	Renaldo Woolridge	F	6-9	215	Sr.-3L	Sherman Oaks, Calif. (Harvard-Westlake HS)

Tennessee Basketball Staff

Head Coach: Cuonzo Martin (Purdue, 2000)
Assistant Coach: Tracy Webster (Wisconsin, 1995)
Assistant Coach: Jon Harris (Marquette, 2002)
Assistant Coach: Kent Williams (Southern Illinois, 2003)
Director of Basketball Operations: Houston Fancher (Middle Tennessee, 1988)
Student-Athlete Welfare Coordinator: Marco Harris (Southwestern Oklahoma State, 1994)
Coordinator of Video Scouting: Mark Pancratz (UW-Milwaukee, 2006)
Athletic Trainer: Chad Newman (Tennessee, 1994)
Strength Coach: Troy Wills (Emory & Henry, 2000)

Pronunciations

Quinton Chievous	CHEE-viss
Yemi Makanjuola	YEH-mee MACK-in-JEW-luh
Cuonzo Martin	KAHN-zo
Jerrone Maymon	juhr-ON MAY-min



Vols In The NBA

Several former Tennessee basketball standouts now make their living in the NBA ... 2011 Freshman All-America selection **Tobias Harris** was the 19th pick in June's NBA Draft and is now a forward with the Milwaukee Bucks (originally selected by Charlotte; part of three-team draft-day trade) ... Former Vols point guard **C.J. Watson** (2003-06) is in his fifth NBA season and his second with the Chicago Bulls ... Watson helped lead the Bulls to the Eastern Conference Finals last season ... Tennessee All-America performer **Ernie Grunfeld** (1974-77) currently occupies the role of president of the Washington Wizards and previously served in similar capacity with the Milwaukee Bucks and the New York Knicks ... Lastly, Tennessee's all-time leading scorer, **Allan Houston** (1990-93), was recently appointed by the Knicks' front office as general manager of that franchise's NBDL affiliate, the Erie BayHawks ... Tennessee also has two former members of its national-championship-winning dance team currently performing with NBA dance squads (Sierra Gordon with the Golden State Warriors and Emily Bibliowicz with the Orlando Magic).

Nation's Highest-Scoring Coaching Staff

Tennessee's four-man coaching staff scored 5,381 points during their Division I playing days ... That leads all current Division I staffs in the nation (in fact, no other staff combines for more than 4,400 points) ... **Cuonzo Martin** scored 1,666 points at Purdue from 1992-95 ... **Tracy Webster** was a Big Ten contemporary of Martin's, scoring 1,264 at Wisconsin from 1991-94 ... **Jon Harris** tallied 439 points from 1999-2002 while playing alongside Dwyane Wade at Marquette, and **Kent Williams** ended his career as the second-leading scorer in Southern Illinois history with 2,012 points.

Rank	Staff	Points
1.	Tennessee	5,381
2.	Auburn	4,373
3.	Valparaiso	4,146
4.	Brown	3,915
5.	Kansas	3,834
6.	Duke	3,805
7.	Princeton	3,804
8.	Loyola	3,756
9.	East Carolina	3,712
10.	Missouri State	3,646

Includes points scored at Division I institutions only; Also includes current full-time "coaches" only (no support staff)

- ▲ Accounted for 5,381 points, 1,571 rebounds, 1,180 assists, 420 steals and a stellar .445 field-goal percentage
- ▲ Racked up 293 wins, four conference championships and appeared in 14 NCAA Tournament games

ASSOCIATED PRESS POLL

(Updated Dec. 26)

Rank	Team	Record	Points	Prev
1	Syracuse (54)	13-0	1611	1
2	Ohio State (5)	12-1	1507	2
3	Kentucky (4)	11-1	1480	3
4	Louisville (2)	12-0	1386	4
5	North Carolina	11-2	1366	5
6	Baylor	12-0	1299	6
7	Duke	10-1	1281	7
8	Missouri	12-0	1149	9
9	Connecticut	10-1	1143	8
10	Florida	10-2	1050	11
11	Wisconsin	11-2	898	13
12	Georgetown	10-1	851	16
13	Indiana	12-0	820	17
14	Marquette	11-1	775	10
15	Mississippi State	12-1	718	18
16	Michigan State	11-2	613	19
17	Kansas	8-3	548	12
18	Michigan	10-2	504	20
19	UNLV	13-2	473	21
20	Murray State	13-0	342	22
21	Creighton	10-1	254	23
22	Pittsburgh	11-2	238	15
23	Virginia	10-1	214	24
24	Harvard	10-1	121	-
25	San Diego State	11-2	119	-

Others receiving votes: Kansas State 105, Illinois 70, Saint Louis 55, Gonzaga 48, Xavier 42, Ohio 20, Stanford 10, Wichita State 9, Texas A&M 3, Alabama 2, Wagner 1.

ESPN/USA TODAY POLL

(Updated Dec. 26)

Rank	Team	Record	Points	Prev
1	Syracuse (30)	13-0	774	1
2	Ohio State (1)	12-1	719	2
3	Kentucky	11-1	702	3
4	Louisville	12-0	674	4
5	Duke	10-1	639	5
6	North Carolina	11-2	623	6
7	Baylor	12-0	587	7
8	Missouri	12-0	574	8
9	Connecticut	10-1	538	9
10	Florida	10-2	501	12
11	Wisconsin	11-2	434	14
12	Georgetown	10-1	400	16
13	Marquette	11-1	359	10
14	Mississippi State	12-1	347	17
15	Indiana	12-0	337	18
16	Michigan	10-2	290	19
17	Michigan State	11-2	270	20
18	Kansas	8-3	250	11
19	Creighton	10-1	193	21
20	UNLV	13-2	179	23
21	Murray State	13-0	169	22
22	Pittsburgh	11-2	159	13
23	Harvard	10-1	92	25
24	Virginia	10-1	48	-
25	Kansas State	10-1	45	-

Others receiving votes: San Diego State 39, Illinois 36, Xavier 27, Saint Louis 22, Stanford 11, Gonzaga 10, Saint Mary's 5, Ohio 5, Brigham Young 3, Alabama 3, Middle Tennessee 3, Saint Joseph's 3, Cleveland State 2, Southern Miss 1, West Virginia 1, Wichita State 1.

TRACKING TENNESSEE IN THE POLLS

	Pre	11/14	11/21	11/28	12/5	12/12	12/19	12/26	1/2	1/9	1/16	1/23
AP Coaches'	NR	NR	NR	NR	NR	NR	NR	NR	NR			
	1/30	2/6	2/13	2/20	2/27	3/5	3/12	Final				
AP Coaches'												

QUICK FACTS

The Basics

Location: Knoxville, Tenn.
Founded: 1794
Conference: Southeastern
Enrollment: 27,523
Colors: Orange & White
Nickname: Volunteers
Mascot: Smokey
Band: Pride of the Southland
Chancellor: Dr. Jimmy G. Cheek
Faculty Representative: Dr. Dan Murphy
Vice Chancellor/Director of Athletics: Dave Hart
Athletic Department Phone: 865-974-1220
Ticket Office Phone: 1-800-332-8657

Court Facts: Thompson-Boling Arena

Capacity: 21,678
Record in Arena: 285-102 (.736), 25th season
Largest Crowd: 25,610 vs. Kentucky (1/21/89)
at current capacity: 22,326 vs. Gonzaga (1/7/09)

History

First Year of Basketball: 1908-09
All-Time Record: 1,496-951-2 (.611)
NCAA Tournament Appearances: 19 (1967, 76, 77, 79, 80, 81, 82, 83, 89, 98, 99, 00, 01, 06, 07, 08, 09, 10, 11)
Last NCAA Opponent: Michigan (3/18/11)
Result: L, 75-45
National Invitation Tournament Appearances: 11 (1945, 69, 71, 84, 85, 88, 90, 92, 96, 03, 04)
Last NIT Opponent: at George Mason (3/17/04)
Result: L, 58-55

Team Information

2010-11 Overall Record: 19-15
Home / Away / Neutral: 10-8 / 5-4 / 4-3
SEC Record: 8-8
Home / Away / Neutral: 3-5 / 5-3 / 0-0
SEC Finish: 5th East
Final Ranking (AP / USA Today): NR / NR
Starters Returning / Lost: 1 / 4
Letterwinners Returning / Lost: 6 / 5
Scholarship Newcomers: 5 (3 walk-ons)

Coaching Staff

Head Coach: Cuonzo Martin (Purdue, 2000)
Record at Tennessee: 6-6 (1st Year)
Career Record: 67-47 (4th Year) .580 Pct.
Basketball Office Phone: (865) 974-1206
Basketball Office Fax: (865) 974-0097
Assistant Coach: Tracy Webster (Wisconsin, 1995)
Assistant Coach: Jon Harris (Marquette, 2002)
Assistant Coach: Kent Williams (Southern Illinois, 2003)
Director of Basketball Operations: Houston Fancher (Middle Tennessee, 1988)
Student-Athlete Welfare Coordinator: Marco Harris (Southwestern Oklahoma State, 1994)
Coordinator of Video Scouting: Mark Pancratz (UW-Milwaukee, 2006)
Athletic Trainer: Chad Newman (Tennessee, 1994)
Strength Coach: Troy Wills (Emory & Henry, 2000)

Media Relations

Basketball SID: Tom Satkowiak (Tennessee, 2002)
Office: 865-974-7501 **Cell:** 865-696-2897
E-mail: tomsid@utk.edu **Twitter:** @TomSatkowiak
Media Relations Fax: 865-974-1269
Press Row Phone: 865-974-0110

SID Mailing Address: P.O. Box 15016, Knoxville, TN 37901
Overnight Address: 1720 Volunteer Blvd. Room 255, Knoxville, TN 37996

Up Next: Memphis

Tennessee travels to West Tennessee to face the Memphis Tigers on Wednesday, Jan. 4 at 8 p.m. ET (7 p.m. CT, Fox Sports South) ... The Volunteers lead the all-time series 14-9, dating to 1969 ... UT owns a 47-37 record against current members of Conference USA.

Comparing Tennessee's Wins & Losses

The starkest statistical differences between UT's wins and losses this season are found in the team's 3-point percentage, 3-point defense and assists.

Wins	Category	Losses
.524	Field Goal Pct.	.433
.405	Field Goal Pct. Defense	.484
.455	3-Point Pct.	.301
.313	3-Point Pct. Defense	.434
+5.2	Rebounding Margin	+3.0
17.8	Assists Per Game	12.2

Vols Efficient In Points Per Possession

Tennessee averages 1.14 points per possession this season to rank 16th nationally (third among SEC teams) ... UT ranks 193rd in the nation in possessions per 40 minutes (67.6).

Positive Paint Production

Tennessee has outscored nine of its 12 opponents in the paint this season ... The Vols average 34.3 points in the paint per game while allowing 27.3 ... Memphis (50-44) and UNC Greensboro (32-24) are the two teams who outscored UT in the paint thus far ... The Vols and ETSU each managed 28 paint points.

High-Percentage Hall

Junior forward **Kenny Hall** shoots .578 from the field for his career (104 of 180) ... **Nearly half (46 of 104, .442) of Hall's career field goals have been dunks;** that's as "high-percentage" as it gets.

Schedule Loaded With League Favorites

The Vols' schedule features eight games against teams that were picked to win their respective conference this season:

Team	Conference	Result
Austin Peay	Ohio Valley Conference	L, 74-70
Chattanooga [^]	Southern Conference	Jan. 2
Connecticut	Big East Conference	Jan. 21
Kentucky (2 games)	Southeastern Conference	Jan. 14 / Jan. 31
Memphis (2 games)	Conference USA	L, 99-97 / Jan. 4
UNC Asheville	Big South Conference	W, 72-68

[^] Picked to win SoCon's North Division

Seven Double-Doubles In 10 Games

No player on this year's Tennessee roster had a double-double last season, but the Vols have logged eight double-doubles already this year in just 12 games ... **Jeronne Maymon** has four, while **Trae Golden, Kenny Hall, Yemi Makanjuola** and **Cameron Tatum** each have one ... In 34 games last year, UT produced 10 double-doubles and all of the players responsible are no longer with the program.

Vols Offense Powered By The Peach State

Tennessee has four starters from the state of Georgia, and those four Vols—**Trae Golden, Jordan McRae, Cameron Tatum** and **Kenny Hall**—account for 54.4 percent of the team's total scoring (41.8 ppg) ... Golden, McRae, Tatum and Hall account for 69.4 percent of UT's assists (125 of 180, or 10.4 apg).

Maymon, Hall Cleaning Offensive Glass

Tennessee's starting frontcourt of **Jeronne Maymon** and **Kenny Hall** has combined for 43.5 percent of the team's offensive rebounds this season (64 of 147) ... Hall grabbed a career-high nine offensive boards against Austin Peay (12/10/11), and Maymon snagged nine offensive rebounds against eighth-ranked Memphis in Maui (11/22/11) ... **UT ranks second in the SEC in rebounding defense, allowing only 32.5 rebounds per game.**

Maymon Goes #BeastMode vs. Top-10 Tigers

Junior forward **Jeronne Maymon's** 32-point, 20-rebound game against eighth-ranked Memphis at the Maui Invitational (11/22/11) was noteworthy on numerous accounts:

- ▲ It was just the sixth 30-20 game in Tennessee history; it was the first since Steve Hamer posted 31-21 against Alabama in the SEC Tournament on March 7, 1996, in New Orleans (UT won 77-65).
- ▲ It was the first 30-20 game by a "major conference" player since Oklahoma's Blake Griffin posted one in 2009. The previous two before Griffin's were recorded by Kansas State's Michael Beasley and Texas' Kevin Durant.
- ▲ The 20 rebounds set a Maui Invitational record, breaking the previous mark of 19, set most recently by Kansas' Nick Collison against Seton Hall in 2001.
- ▲ His 32 points gave him 72 on the season (four games). In 23 previous college games coming into this year, he totaled 73 points.
- ▲ His 32 points vs. Memphis came close to equaling his scoring total from all of last season (37 points in 14 games).
- ▲ His 32 points and 20 rebounds both currently stand as the top individual scoring and rebounding efforts by an SEC player this season.

Grand Accomplishment

Fifth-year senior **Cameron Tatum** is 85 points shy of becoming the 44th member of Tennessee's 1,000-Point Club ... Entering this season, the Lithonia, Ga., native averaged 7.8 ppg in 104 career games as a Vol ... He averages 10.2 ppg this year.

Tatum Ascending Tennessee's Games Played List

In addition to his approach toward 1,000 career points, senior **Cameron Tatum** also is rapidly ascending Tennessee's all-time games played list ... Tatum has seen action in 115 contests during his career ... He'll break into UT's all-time top 10 when he plays in his 126th career game, and should he appear in all 31 of Tennessee's regular-season games this year, he'll finish his career ranked second in Vols history with 135 games played.

Golden Dimes

Trae Golden's 11-assist outing vs. ULM (11/16/11) was the first double-digit-assist performance by a Vol since **Tyler Smith** totaled 10 in a win over UNC Asheville on Dec. 3, 2008 ... Tennessee has had only four double-digit-assist performances in the last five seasons (2006-07 to present; **Bobby Maze** [11] and **Dane Bradshaw** [11] have the other two).

Chievous Likely To Redshirt

Cuonzo Martin indicated on Nov. 15 that freshman guard Quinton Chievous (pronounced: CHEE-viss) will likely redshirt this season ... Chievous has yet to appear in a game for the Vols this season ... Said Martin: "It's just a matter of (Quinton) being more consistent on the perimeter, even though he can shoot and handle the ball really well. Quinton is one of the toughest, if not *the* toughest, guy on our team, and he can get to the rim as well as anyone. His future with us is as a guard."

Bring On The Best

In keeping with recent tradition, Tennessee's schedule once again ranks among the most difficult in the nation ... According to head coach Cuonzo Martin: "This is the type of schedule that players want to play." ... Here are some numbers of note:

- ▲ 17 Naismith Trophy candidates UT will face
- ▲ 14 Games against 2011 NCAA Tournament teams
- ▲ 10 Games against top-50 RPI teams from 2010-11
- ▲ 8 Games against this week's AP's top-25

Tennessee Earns Seventh-Place Finish In Maui

Tennessee earned a seventh-place finish in the 2011 EA SPORTS Maui Invitational in November ... The Vols dropped a closely-contested opener to No. 6 Duke and then fell to No. 8 Memphis by two points in double overtime before defeating host school Chaminade on the event's final day ... UT averaged 83.3 points and 39.7 rebounds per game in Maui while shooting .457 from the field, .393 from 3-point range and .789 at the free-throw line ... **Jeronne Maymon** led the Vols in scoring (15.3 ppg) and rebounding (10.7 rpg) ... **Trae Golden** and **Jordan McRae** both averaged 14.7 points.

WHAT RETURNS?

▲ Returning Statistics from 2010-11

Category	Total	Return	Lost	% Return
Scoring	2,376	605	1,771	.255
Field Goals	837	200	637	.239
3-Pt FGs	175	64	111	.366
Free Throws	527	142	385	.269
Rebounding	1,279	276	1,003	.216
Assists	443	175	268	.395
Blocked Shots	126	23	103	.183
Steals	250	81	169	.324
Minutes	6,850	2,095	4,755	.306
Starts	170	35	135	.206

▲ Returning Statistical Leaders

Category	No.	Player
Scoring	8.8	Cameron Tatum
Field Goals	97	Cameron Tatum
Field Goal %	.528	Kenny Hall
3-Pt FGs	34	Cameron Tatum
3-Pt FG %	.324	Skylar McBee
Free Throws	70	Cameron Tatum
Free Throw %	.882	Skylar McBee
Rebounding	3.1	Cameron Tatum
Assists	78	Cameron Tatum
Blocked Shots	12	Cameron Tatum
Steals	30	Cameron Tatum
Minutes	857	Cameron Tatum

November Signees: Reese, Edwards Ink With Vols

Tennessee signed a pair of tall, athletic wings during the November signing period ... 6-7, 205-pound **Derek Reese**, of Olympia High School in Orlando, Fla., joins 6-6, 210-pound **D'Montre Edwards** (pronounced duh-MAHN-tray), from Charleston, S.C. ... Edwards is currently enrolled at Brevard Community College in Cocoa, Fla., and will have two years of eligibility remaining at Tennessee ... Both players plan to enroll this summer.

Martin's Teams Value The Basketball

Cuonzo Martin's teams are known for valuing the basketball ... The year before his arrival at Missouri State, the Bears ranked 200th nationally in turnovers per game and 142nd in assist/turnover ratio ... After just three seasons in Springfield, Martin saw MSU improve 193 spots in the national rankings for turnovers per game and 115 spots nationally in assist/turnover ratio.

Year		Turnovers Per game	Nat'l Rank
2008-09	Missouri State	13.1	112th
2009-10	Missouri State	11.3	24th
2010-11	Missouri State	10.3	7th
2011-12	Tennessee	13.2	231st

Year		Assist/TO Ratio	Nat'l Rank
2008-09	Missouri State	0.86	226th
2009-10	Missouri State	1.24	30th
2010-11	Missouri State	1.28	27th
2011-12	Tennessee	1.14	62nd

Martin's Teams Are High-Scoring, Too

Valuing possessions, at least with Martin's teams, has not come at the expense of offensive output ... After just one year at Missouri State, Martin led the Bears from last to first on the Missouri Valley Conference scoring offense chart ... And during the course of Martin's three years at MSU, the program improved its scoring average nearly 9.0 ppg.

Year		PPG	Conf. Rank
2008-09	Missouri State	60.9	10th
2009-10	Missouri State	71.4	1st
2010-11	Missouri State	69.8	2nd
2011-12	Tennessee	76.9	3rd

Numerous Degrees Within Reach

According to team academic counselor Fernandez West, two current Vols are on pace to earn their degrees this academic year ... Those players are **Tyler Summitt** (Communications, with a Business minor) and **Renaldo Woolridge** (Sociology) ... **Cameron Tatum** (Africana Studies) graduated in December ... **Since December 2009, 10 Tennessee basketball players have earned their degrees.**

Volunteers Boast The SEC's Longest Active Streak Of NCAA Tournament Bids

The Vols have the longest active NCAA Tournament streak in the Southeastern Conference, earning their sixth consecutive bid last season.

Notes From The Weight Room

Strength and conditioning coach **Troy Wills** on which Vols have made noticeable strides in the weight room: "**Wes Washpun** is one of the most athletic kids we've had in a while. He's got a 41-inch vertical and recorded a time in the pro agility test that is comparable to a lot of the better defenders I've had an opportunity to work with in the past seven years." ... "**Trae Golden** has put a concerted effort into his training, and the changes he's made in his body and physical performance are evident. He's lighter and stronger than he's ever been, and he's increased his vertical jump to higher than 35 inches, which is nearly three inches better than last year." ... "**Jeronne Maymon** is by far our strongest player, with a bench press well over 300 pounds. **Renaldo Woolridge** is the most well-rounded athlete we have from a physical standpoint, being a top-three performer in every test. Specifically, he bench pressed 275 pounds, vertical jumps 38 inches and he ran the 3/4-court sprint in 3.03 seconds."

Tennessee Roster Breakdown

The Volunteers 2011-12 roster features 17 players (12 scholarship student-athletes) representing three nations and eight states ... Five Vols hail from the state of Tennessee, while four are from Georgia ... Tennessee has two seniors, five juniors, four sophomores and six freshmen ... The roster includes 11 guards, five forwards and one center ... Nine Vols stand 6-5 or shorter, and eight are 6-6 or taller.

UT Leads SEC In Wins Since 2005-06

Tennessee's 65 SEC wins since the 2005-06 season are the most in the conference over that period:

School	'06	'07	'08	'09	'10	'11	Total
Tennessee	12-4	10-6	14-2	10-6	11-5	8-8	65-31
Florida	10-6	13-3	8-8	9-7	9-7	13-3	62-34
Kentucky	9-7	9-7	12-4	8-8	14-2	10-6	62-34
Vanderbilt	7-9	10-6	10-6	8-8	12-4	9-7	56-40
Miss. State	5-11	8-8	12-4	9-7	9-7	9-7	52-44
Alabama	10-6	7-9	5-11	7-9	6-10	12-4	47-49

Miller, Murphy Serving As SAAC Reps

Junior forwards **Dwight Miller** and **Rob Murphy** are the Tennessee basketball team's representatives on UT's Student-Athlete Advisory Committee this year ... The SAAC serves as a medium of communication through which student-athletes, athletic administrators, institutional officials and coaches discuss and take action on issues relating to rules governance, student-athlete welfare and community service.

MEDIA CENTER

Use your smartphone to scan this code and visit Tennessee's online media center, which includes game notes, video highlights and links to the PDF media guide, RPI, current polls and more.



STATISTICAL BREAKDOWN

▲ HUSTLE & HEART STATS

Game	Points In The Paint	Points Off Turnovers	2nd-Chance Points	Fast-Break Points	Charges Drawn	Passes Deflected
UNC Greensboro	24	16	5	11	1	19
ULM	34	21	15	16	2	16
vs. No. 6 Duke	40	7	10	8	1	21
vs. No. 8 Memphis	44	12	29	4	1	23
vs. Chaminade	32	18	8	15	0	16
at Oakland	30	9	19	2	0	9
No. 17 Pittsburgh	36	10	4	8	0	10
Austin Peay	42	20	21	12	2	14
at Coll. of Charleston	28	16	11	8	0	13
UNC Asheville	32	12	18	8	4	15
ETSU	28	22	9	12	1	13
The Citadel	42	17	21	16	2	14
Chattanooga						
at Memphis						
Florida						
at Mississippi State						
Kentucky						
at Georgia						
UConn						
at Vanderbilt						
Auburn						
at Kentucky						
Georgia						
South Carolina						
at Florida						
Arkansas						
at Alabama						
Ole Miss						
at South Carolina						
at LSU						
Vanderbilt						

Vols Enjoying World-Class Facilities

The University of Tennessee has invested more than \$40 million into its basketball facilities since the end of the 2006-07 campaign ... Prior to the 2007-08 season, UT added a basketball-only practice facility and began the first phase of renovations to Thompson-Boling Arena ... The \$19 million first phase of renovations included the addition of 32 luxury suites that are located in the existing north balcony, a loge area just below the luxury suites that includes 166 side court seats, new seats for the entire arena, a \$3 million center-hung scoreboard and concourse refurbishments, such as graphics and other amenities ... **The renovations took Thompson-Boling's capacity down from 24,535 to 21,678** ... The Vols' state-of-the-art basketball practice facility, Pratt Pavilion, houses two full-size gymnasiums, one for each of the men's and women's basketball teams, as well as an athletic training room, weight room and film-study room ... Prior to the 2010-11 season, a pedestrian bridge was constructed leading from the G-10 parking garage to the arena, an elevator was added at the arena's northwest end as a customer service amenity and new exterior signage was installed on the building's facade ... The UT athletics department renovated the men's and women's basketball offices at the arena during the 2010-11 campaign, creating a new and impressive "front door" for the basketball programs ... **And new to Thompson-Boling Arena this year is a 360-degree LED ribbon board that runs along the bottom of the upper deck.**

Legends In The Rafters

Four Tennessee basketball legends are memorialized with banners in the Thompson-Boling Arena rafters ... During a halftime ceremony on March 1, 2006, banners honoring longtime head coach **Ray Mears** (1962-77) and beloved radio "Voice of the Vols" **John Ward** (1964-99) were unveiled ... The UT men's basketball program had never retired a jersey prior to the 2006-07 season, but after nearly 100 years of hardwood history, **Bernard King** (1975-77) was the first player to earn that distinguished honor ... King's No. 53 jersey was officially retired during a halftime ceremony at the Feb. 13, 2007, home game against Kentucky (UT won 89-85) ... Then on March 2, 2008, **Ernie Grunfeld** (1974-77) became the second UT player to receive the ultimate honor, when his No. 22 jersey was unveiled in the rafters during halftime of Tennessee's 63-60 victory over Kentucky ... **Allan Houston** (1990-93) became the third such honoree at March 6, 2011, game against Kentucky.

Tennessee Season-Ticket Sales at 13,200+

Tennessee has sold more than 13,200 season-ticket packages for the 2011-12 season, Cuonzo Martin's debut campaign on Rocky Top ... **The Vols' current total of season-ticket sales exceeds the capacity of five SEC arenas** (Ole Miss [capacity 9,061], Auburn [9,121], Mississippi State [10,500], Georgia [10,523] and Florida [12,000]).

Thompson-Boling Arena Turns 25-Years-Old

The 2011-12 campaign marks Tennessee's 25th season of basketball in Thompson-Boling Arena ... To commemorate the anniversary, the Volunteers have highlighted great moments in TBA history on this year's tickets ... Promotions at UT home games will look back on the great players and plays in the facility's history ... The Vols are 285-102 (.736) all-time in Thompson-Boling Arena, and the venue has hosted 71 men's games for which the attendance exceeded 20,000 ... In total, TBA has hosted more than 6.2 million fans for UT men's games.

Friendly Confines

In 2010, Martin's Missouri State team tied Kansas for the national Division I lead in home wins with 19 ... And MSU's average home attendance increased more than 1,350 fans per game during Martin's tenure there ... Those figures make for a tremendously exciting outlook of what his teams could accomplish in the friendly (and rabid) confines of Thompson-Boling Arena (21,678 capacity).

Vols Among Nation's "Most Valuable" Programs

In the spring of 2010, the Tennessee men's basketball program was included on Forbes.com's list of the 20 "most valuable" college basketball programs in the country ... The figures showed UT hoops with a *value* of \$14.1 million and a *profit* of \$8.6 million in 2009-10.

Tennessee Stands Alone

Tennessee is the only Division I school ever to rank in the top five nationally in attendance for football, men's basketball and women's basketball in the same year ... UT accomplished that feat for the eighth time in 2010-11.

Home Crowds of 20,000 Nothing New For Vols Tennessee has played in front of 45 home crowds of 20,000 or larger dating to the 2005-06 season ... The crowd of 22,326 for the 2009 Gonzaga game marked the largest at Thompson-Boling Arena since capacity was reduced from 24,535 to 21,678 prior to the 2007-08 campaign ... Tennessee also has hosted ESPN College GameDay twice in the last four seasons.



The Volunteers At Thompson-Boling Arena

Thompson-Boling Arena is hosting its 25th season in 2011-12 ... The Vols have won nearly 75 percent of their games in Thompson-Boling Arena and have ranked in the top 10 nationally in attendance 11 times, including an active streak of five consecutive seasons in which UT has ranked in the top five.

- Tennessee is 285-102 (.736) in 25 seasons in Thompson-Boling Arena.
- Since the 1998 season, the Vols are 185-43 (.811) in Thompson-Boling Arena.
- The Vols are 83-29 against SEC teams at home over the last 11 seasons.
- Tennessee has won 31 of its last 40 SEC games at Thompson-Boling Arena.
- UT has won 109 of its last 123 home games against non-conference opponents.
- Tennessee finished both the 2006-07 and 2007-08 seasons with a 16-0 home record.
- *Sporting News* recently tabbed Thompson-Boling Arena the "best homecourt advantage" in the Southeastern Conference for three consecutive years.

Last Time A Tennessee Player...**Scored 40 Points:** 43 by Allan Houston vs. LSU (2/10/90)**Scored 35 Points:** 35 by Chris Lofton vs. Texas (12/23/06)**Scored 30 Points:** 32 by Jeronne Maymon vs. Memphis (11/22/11)**Scored 25 Points:** 25 by Jordan McRae at Oakland (11/28/11)**Scored 30 Or More Points In Back-To-Back Games:** Chris Lofton with 34 vs. Memphis (12/6/06) and 32 vs. Western Kentucky (12/16/06)**Scored 25 or More Points in Back-To-Back Games:** Jordan McRae with 25 vs. Oakland (11/28/11) and vs. 25 vs. Chaminade (11/23/11)**Grabbed 20 Rebounds:** 20 by Jeronne Maymon vs. Memphis (11/22/11)**Grabbed 15 Rebounds:** 20 by Jeronne Maymon vs. Memphis (11/22/11)**Made 15 Field Goals:** 15 (15-19) by Dyron Nix vs. Tennessee Tech (11/25/88)**Made 10 Field Goals:** 10 (10-14) by Trae Golden vs. UNC Greensboro (11/11/11)**Attempted 25 Field Goals:** 27 (14-27) by Allan Houston vs. LSU (2/10/90)**Attempted 20 Field Goals:** 20 (8-20) by Scotty Hopson vs. Vanderbilt (1/15/11)**Made 8 3-pointers:** 8 (8-20) by Chris Lofton vs. North Carolina A&T (11/27/07)**Made 7 3-pointers:** 7 (7-13) by Chris Lofton vs. Georgia (1/26/08)**Made 6 3-pointers:** 6 (6-7) by Scotty Hopson vs. UNC Asheville (11/17/09)**Attempted 15 3-pointers:** 15 (6-15) by Chris Lofton at Vanderbilt (2/26/08)**Attempted 10 3-pointers:** 10 (1-10) by Cameron Tatum at Georgia (1/10/09)**Made 15 Free Throws:** 16 (16-17) by Jeronne Maymon vs. Memphis (11/22/11)**Made 10 Free Throws:** 16 (16-17) by Jeronne Maymon vs. Memphis (11/22/11)**Attempted 20 Free Throws:** 23 (22-23) by Bill Justus vs. Ohio (3/17/69)**Attempted 15 Free Throws:** 17 (16-17) by Jeronne Maymon vs. Memphis (11/22/11)**Had 15 Assists:** 15 by Fred Jenkins vs. Georgia (2/28/87)**Had 10 Assists:** 11 by Trae Golden vs. ULM (11/16/11)**Had 6 Steals:** 6 by Wayne Chism vs. Auburn (1/14/10)**Had 5 Steals:** 5 by Jordan McRae vs. Chaminade (11/23/11)**Had 5 Blocks:** 5 by John Fields vs. LSU (1/26/11)**Played Every Minute Of A Game:** 40 minutes by C.J. Watson vs. Auburn (3/14/03)**Converted A 4-Point Play:** Skylar McBee vs. Vanderbilt (1/15/11)**Hit A Shot At The Buzzer To Send A Game To Overtime:**

Terrence Woods hit a 27-foot 3-pointer as time expired to tie the game 63-63. Tennessee won 68-67 in overtime at South Carolina (2/27/01).

Hit A Shot At The Buzzer To Win A Game: Brian Williams grabbed an offensive rebound off a Tobias Harris missed 3-pointer and sank a four-footer just off the right block at the buzzer to give Tennessee a 59-57 win at Georgia (1/18/11).**Hit A Closing-Seconds Shot To Win A Game:** Scotty Hopson sank a game-winning field goal with his foot on the 3-point line in UT's 61-60 victory over Florida (1/31/10).**Had A Triple-Double:** Tyler Smith (12 points, 10 rebounds, 10 assists) vs. UNC Asheville (12/3/08)
*The only triple-double in UT basketball history***Last Time Tennessee...****Scored 110 Points:** 124 vs. UNC Asheville (11/17/09)**Scored 105 Points:** 105 vs. East Carolina (11/20/09)**Scored 100 Points:** 104 vs. Memphis (1/5/11)**Allowed 100 Points:** 105 vs. Texas (12/23/06, OT)**Scored 60 Points in a Half:** 62 (2nd half) vs. East Carolina (11/20/09)**Did Not Score 20+ Points in a Half:** 16 (2nd half) vs. Michigan (3/18/11)**Grabbed 55 Rebounds:** 58 vs. UT Martin (11/18/08)**Grabbed 50 Rebounds:** 54 vs. VCU (11/24/10)**Made 40 Field Goals:** 40 (40-70) vs. East Carolina (11/20/09)**Attempted 90 Field Goals:** 91 (38-91) vs. LSU (2/10/90)**Attempted 80 Field Goals:** 80 (30-80) vs. College of Charleston (12/31/10)**Attempted 75 Field Goals:** 80 (30-80) vs. College of Charleston (12/31/10)**Made 15 3-pointers:** 16 (16-29) vs. UNC Asheville (11/17/09)**Made 10 3-pointers:** 11 (11-29) vs. ULM (11/16/11)**Attempted 35 3-pointers:** 37 (11-37) Chattanooga (12/4/07)**Attempted 30 3-pointers:** 33 (11-33) vs. Oklahoma State (3/20/09)**Made 45 Free Throws:** 45 (45-60) vs. George Washington (12/28/00)**Made 40 Free Throws:** 45 (45-60) vs. George Washington (12/28/00)**Attempted 55 Free Throws:** 60 (45-60) vs. George Washington (12/28/00)**Had 30 Assists:** 34 vs. UNC Asheville (11/17/09)**Had 25 Assists:** 26 vs. North Carolina A&T (12/23/09)**Had 20 Steals:** 21 vs. North Carolina A&T (12/23/09)**Had 15 Steals:** 15 at Vanderbilt (2/22/11)**Had 12 Blocks:** 14 vs. Virginia (12/19/00)**Overcame a 15-Point Halftime Deficit To Win:** Trailed 35-50 at halftime, won 111-105 in overtime vs. Texas (12/23/06)**Overcame a 10-Point Halftime Deficit To Win:** Trailed 30-20 at halftime, won 67-64 vs. Vanderbilt (1/15/11)**Did Not Make A 3-Pointer:** 0 (0-8) vs. Duke (11/21/11)
*Previously 461 consecutive games with at least one 3-pointer (last with 0 was vs. Wofford (2/1/97))***Had Six Players Score In Double Figures in Same Game:** Wayne Chism (18), Scotty Hopson (17), Bobby Maze (13), Kenny Hall (12), J.P. Prince (10) and Renaldo Woolridge (10) vs. Charlotte (1/6/10)**Had Seven Players Score In Double Figures in Same Game:** Vincent Yarbrough (18), Charles Hathaway (12), Harris Walker (12), Marcus Haislip (12), Isiah Victor (11), Tony Harris (11), Terrence Woods (11) vs. East Tennessee State (11/19/00)**Had Two Players Record Double-Doubles in Same Game:** Trae Golden (17 pts, 11 assists) and Jeronne Maymon (11 pts, 11 rebs) vs. LMU (11/16/11)**Tennessee Did Not Have A Player Score in Double Figures:** vs. Cincinnati (1/8/92)**Opponent Did Not Have A Player Score in Double Figures:** vs. Middle Tennessee (11/20/07)**Had Three Players Score 20+ Points in Same Game:** Chris Lofton (26), JaJuan Smith (23) and Tyler Smith (23) vs. Florida (2/5/08)**Tennessee Player was Called for a Technical Foul:** Steven Pearl vs. Mississippi State (2/26/11)**Tennessee Head Coach was Called for a Technical Foul:** Bruce Pearl vs. Florida (3/11/11)**Tennessee Head Coach was Ejected:** Bruce Pearl vs. College of Charleston (12/31/10)

Jeronne Maymon posted the sixth 30-point, 20-rebound performance in program history in a double-overtime loss vs. No. 8 Memphis in the Maui Invitational (11/22/11).

Record:	Overall	Home	Away	Neutral
All Games	6-6	5-2	0-2	1-2
Conference	0-0	0-0	0-0	0-0
Non-Conference	6-6	5-2	0-2	1-2

Date	Time	Opponent	Score	Attendance	High Points	High Rebounds	High Assists
Nov. 11	7 p.m.	1-UNC Greensboro (FS South) [^]	W, 92-63	17,483	29 Golden	8 Woolridge	9 Golden
Nov. 16	7 p.m.	ULM	W, 85-62	14,751	17 Golden	11 Maymon	11 Golden
Nov. 21	5:30 p.m.	2-vs. No. 6 Duke (ESPN2) [^]	L, 77-67	2,400	14 Maymon	12 Maymon	4 Tatum
Nov. 22	2 p.m.	2-vs. No. 8 Memphis (ESPN2) [^]	L, 99-97 2OT	2,400	32 Maymon	20 Maymon	7 Golden
Nov. 23	TBA	2-vs. Chaminade (ESPNU) [^]	W, 86-60	2,400	25 McRae	7 Mankjuola	7 Golden
Nov. 28	9 p.m.	at Oakland (ESPNU)	L, 89-81	3,755	25 McRae	6 Maymon	3 McRae, Tatum, Washpun
Dec. 3	5:15 p.m.	3-No. 17 Pittsburgh (ESPN)	L, 61-56	17,249	13 Tatum	12 Hall	6 Golden
Dec. 10	Noon	Austin Peay (CSS)	L, 74-70	14,692	18 Maymon	10 Hall	4 Golden
Dec. 14	9 p.m.	at College of Charleston (ESPN2)	L, 71-65	5,137	19 McRae	8 Maymon	5 Golden
Dec. 20	7 p.m.	UNC Asheville (SportSouth)	W, 72-68	15,324	17 Tatum, Woolridge	13 Maymon	5 Golden
Dec. 23	7 p.m.	ETSU	W, 66-63	16,044	13 Tatum	8 Hall	6 Golden
Dec. 29	7 p.m.	The Citadel (SportSouth)	W, 86-55	16,245	18 Mankjuola	11 Mankjuola	5 Golden
Jan. 2	7 p.m.	Chattanooga (SportSouth)					
Jan. 4	8 p.m.	Memphis (Fox Sports Net)					
Jan. 7	11 a.m.	Florida* (ESPN2) [^]					
Jan. 12	9 p.m.	at Mississippi State* (ESPN/ESPN2) [^]					
Jan. 14	Noon	Kentucky* (ESPN) [^]					
Jan. 18	8 p.m.	at Georgia* (SEC Network) [^]					
Jan. 21	4 p.m.	Connecticut (CBS)					
Jan. 24	7 p.m.	at Vanderbilt* (ESPNU)					
Jan. 28	6 p.m.	Auburn* (ESPN2) [^]					
Jan. 31	7 p.m.	at Kentucky* (ESPNU)					
Feb. 4	8 p.m.	Georgia* (Fox Sports Net) [^]					
Feb. 8	8 p.m.	South Carolina* (SEC Network) [^]					
Feb. 11	4 p.m.	at Florida* (SEC Network) [^]					
Feb. 15	8 p.m.	Arkansas* (SEC Network) [^]					
Feb. 18	1:30 p.m.	at Alabama* (SEC Network) [^]					
Feb. 22	7 p.m.	Ole Miss* (CSS) [^]					
Feb. 25	8 p.m.	at South Carolina* (Fox Sports Net) [^]					
Feb. 29	9 p.m.	at LSU* (CSS) [^]					
March 3	4 p.m.	Vanderbilt* (ESPN/ESPN2) [^]					
March 8-11		4-SEC Tournament (SEC Network/ABC)					

1-EA SPORTS Maui Invitational Opening Game (Thompson-Boling Arena in Knoxville, Tenn.)

2-EA SPORTS Maui Invitational (Lahaina Civic Center in Maui, Hawaii)

3-Big East/SEC Challenge (Thompson-Boling Arena in Knoxville, Tenn.)

4-SEC Tournament (New Orleans Arena in New Orleans, La.)

* Southeastern Conference Game

[^] Streamed live on ESPN3.com

All Times Eastern

Tennessee Individual Game Highs

Points.....	32	Jeronne Maymon vs. Memphis (11/22/11)
Field Goals Made.....	10	Trae Golden vs. UNC Greensboro (11/11/11)
Field Goal Attempts.....	17	Jordan McRae vs. Oakland (11/28/11)
Field Goal % (min 5 made).....	.833 (5-6)	Jeronne Maymon vs. ULM (11/16/11)
3 PT FG Made.....	5	Jordan McRae vs. Chaminade (11/23/11)
.....	5	Skylar McBee vs. ULM (11/16/11)
.....	5	Trae Golden vs. UNC Greensboro (11/11/11)
3 PT FG Attempts.....	9	Skylar McBee vs. ULM (11/16/11)
.....	9	Trae Golden vs. UNC Greensboro (11/11/11)
3 PT FG % (min 3 made).....	.800 (4-5)	Cameron Tatum vs. UNC Asheville (12/20/11)
.....	.800 (4-5)	Jordan McRae vs. UNC Greensboro (11/11/11)
Free Throws Made.....	16	Jeronne Maymon vs. Memphis (11/22/11)
Free Throw Attempts.....	17	Jeronne Maymon vs. Memphis (11/22/11)
Free Throw % (min 5 made).....	.941 (16-17)	Jeronne Maymon vs. Memphis (11/22/11)
Rebounds.....	20	Jeronne Maymon vs. Memphis (11/22/11)
Assists.....	11	Trae Golden vs. ULM (11/16/11)
Steals.....	5	Jordan McRae vs. Chaminade (11/23/11)
Blocked Shots.....	3	Kenny Hall vs. UNC Asheville (12/20/11)

Tennessee Team Game Highs

Points.....	97	vs. Memphis (11/22/11)
Field Goals Made.....	33	vs. The Citadel (12/29/11)
Field Goal Attempts.....	74	vs. Memphis (11/22/11)
Field Goal %.....	.646 (31-48)	vs. UNC Greensboro (11/11/11)
3 PT FG Made.....	15	vs. Chaminade (11/23/11)
.....	15	vs. UNC Greensboro (11/11/11)
3 PT FG Attempts.....	29	vs. College of Charleston (12/14/11)
.....	29	vs. ULM (11/16/11)
3 PT FG %.....	.625 (15-24)	vs. UNC Greensboro (11/11/11)
Free Throws Made.....	30	vs. Memphis (11/22/11)
Free Throw Attempts.....	37	vs. Memphis (11/22/11)
Free Throw %.....	.811 (30-37)	vs. Memphis (11/22/11)
Rebounds.....	49	vs. Memphis (11/22/11)
Assists.....	21	vs. UNC Greensboro (11/11/11)
Steals.....	8	vs. Austin Peay (12/10/11)
.....	8	vs. Memphis (11/22/11)
Blocked Shots.....	7	vs. ETSU (12/23/11)
.....	7	vs. Memphis (11/22/11)
Turnovers.....	18	vs. UNC Asheville (12/20/11)
.....	18	vs. Austin Peay (12/10/11)
Fouls.....	26	vs. Oakland (11/28/11)

Tennessee Team Game Lows

Points.....	56	vs. Pittsburgh (12/3/11)
Field Goals Made.....	23	vs. Pittsburgh (12/3/11)
Field Goal Attempts.....	46	vs. ETSU (12/23/11)
Field Goal %.....	.405 (30-74)	vs. Memphis (11/22/11)
3 PT FG Made.....	0	vs. Duke (11/21/11)
3 PT FG Attempts.....	8	vs. Duke (11/21/11)
3 PT FG %.....	.000 (0-8)	vs. Duke (11/21/11)
Free Throws Made.....	4	vs. College of Charleston (12/14/11)
Free Throw Attempts.....	6	vs. College of Charleston (12/14/11)
Free Throw %.....	.563 (9-16)	vs. UNC Greensboro (11/11/11)
Rebounds.....	31	vs. UNC Greensboro (11/11/11)
Assists.....	9	vs. Duke (11/21/11)
Steals.....	3	vs. Pittsburgh (12/3/11)
Blocked Shots.....	2	vs. Austin Peay (12/10/11)
Turnovers.....	10	vs. Oakland (11/28/11)
Fouls.....	11	vs. ULM (11/16/11)

Opponent Individual Game Highs

Points.....	35	Reggie Hamilton, Oakland (11/28/11)
Field Goals Made.....	10	Antwaine Wiggins, College of Charleston (12/14/11)
Field Goal Attempts.....	17	Reggie Hamilton, Oakland (11/28/11)
Field Goal % (min 5 made).....	.833 (8-11)	Antwaine Wiggins, College of Charleston (12/14/11)
3 PT FG Made.....	7	Adam Sollazzo, ETSU (12/23/11)
.....	8	J.P. Primm, UNC Asheville (12/20/11)
.....	8	Fred Brown, ULM (11/16/11)
3 PT FG % (min 3 made).....	.800 (4-5)	Antonio Barton, Memphis (11/22/11)
Free Throws Made.....	15	Reggie Hamilton, Oakland (11/28/11)
Free Throw Attempts.....	15	Reggie Hamilton, Oakland (11/28/11)
Free Throw % (min 5 made).....	1.000 (15-15)	Reggie Hamilton, Oakland (11/28/11)
Rebounds.....	13	Corey Petros, Oakland (11/28/11)
.....	13	Mason Plumlee, Duke (11/21/11)
Assists.....	7	Adam Sollazzo, ETSU (12/23/11)
.....	7	Chris Crawford, Memphis (11/22/11)
Steals.....	5	Andrew Lawrence, College of Charleston (12/14/11)
Blocked Shots.....	2	Isiah Brown, ETSU (12/23/11)
.....	2	John Fraley, Austin Peay (12/10/11)
.....	2	Chris Freeman, Austin Peay (12/10/11)
.....	2	Khem Burch, Pittsburgh (12/3/11)
.....	2	Laval Lucas-Perry, Oakland (11/28/11)
.....	2	Chris Crawford, Memphis (11/22/11)
.....	2	Stan Simpson, Memphis (11/22/11)
.....	2	Adonis Thomas, Memphis (11/22/11)
.....	2	R.J. McCray, ULM (11/16/11)

Opponent Team Game Highs

Points.....	99	Memphis (11/22/11)
Field Goals Made.....	36	Memphis (11/22/11)
Field Goal Attempts.....	70	Memphis (11/22/11)
Field Goal %.....	.591 (26-44)	Memphis (11/22/11)
3 PT FG Made.....	8	ULM (11/16/11)
3 PT FG Attempts.....	21	Oakland (11/28/11)
3 PT FG %.....	.667 (6-9)	Memphis (11/22/11)
Free Throws Made.....	28	Oakland (11/28/11)
Free Throw Attempts.....	31	Oakland (11/28/11)
Free Throw %.....	.903 (28-31)	Oakland (11/28/11)
Rebounds.....	41	Oakland (11/28/11)
Assists.....	15	Austin Peay (12/10/11)
.....	15	ULM (11/16/11)
Steals.....	10	Austin Peay (12/10/11)
Blocked Shots.....	7	Memphis (11/22/11)
Turnovers.....	16	Austin Peay (12/10/11)
Fouls.....	29	Memphis (11/22/11)

Opponent Team Game Lows

Points.....	55	The Citadel (12/29/11)
Field Goals Made.....	22	The Citadel (12/29/11)
.....	22	UNC Asheville (12/20/11)
.....	22	Chaminade (11/23/11)
Field Goal Attempts.....	44	Austin Peay (12/10/11)
Field Goal %.....	.349 (22-63)	Chaminade (11/23/11)
3 PT FG Made.....	3	UNC Greensboro (11/11/11)
3 PT FG Attempts.....	8	Austin Peay (12/10/11)
3 PT FG %.....	.211 (4-19)	The Citadel (12/29/11)
Free Throws Made.....	3	Pittsburgh (12/3/11)
Free Throw Attempts.....	9	Pittsburgh (12/3/11)
Free Throw %.....	.333 (3-9)	Pittsburgh (12/3/11)
Rebounds.....	24	Austin Peay (12/10/11)
Assists.....	8	Oakland (11/28/11)
Steals.....	4	Pittsburgh (12/3/11)
.....	4	Oakland (11/28/11)
.....	4	Chaminade (11/23/11)
Blocked Shots.....	0	The Citadel (12/29/11)
Turnovers.....	6	Pittsburgh (12/3/11)
Fouls.....	8	College of Charleston (12/14/11)

	Date	Result	FG-A	Pct	3FG-A	Pct	FT-A	Pct	Rebounds			Pts	A	TO	Blk	Stl	Min	Pts. at
									O-D-Total	PF	Half							
UNC Greensboro			27-65	.415	3-10	.300	6-15	.400	20-14-34	20	63	12	10	1	8	200	30	
at Tennessee	Nov. 11	W, 92-63	31-48	.646	15-24	.625	15-22	.682	7-24-31	19	92	21	13	6	7	200	49	
ULM			24-56	.429	8-19	.421	6-8	.750	3-24-27	19	62	15	11	4	6	200	33	
at Tennessee	Nov. 16	W, 85-62	30-67	.448	11-29	.379	14-20	.700	17-29-46	11	85	20	11	5	7	200	33	
vs. No. 6 Duke			26-54	.481	7-18	.389	18-27	.667	9-28-37	18	77	11	13	2	5	200	39	
Tennessee	Nov. 21	L, 77-67	24-58	.414	0-8	.000	19-24	.792	10-24-34	24	67	9	12	3	7	200	33	
vs. No. 8 Memphis			36-70	.514	6-9	.667	21-27	.778	6-28-34	29	99	13	12	7	9	250	55	
Tennessee	Nov. 22	L, 99-97 2OT	30-74	.405	7-21	.333	30-37	.811	19-30-49	24	97	10	16	7	8	250	45	
vs. Chaminade			22-63	.349	5-19	.263	11-17	.647	12-19-31	12	60	12	11	1	4	200	25	
Tennessee	Nov. 23	W, 86-60	32-56	.571	15-27	.556	7-10	.700	6-30-36	15	86	20	13	6	5	200	45	
at Oakland			27-62	.435	7-21	.333	28-31	.903	17-24-41	19	89	8	9	3	4	200	39	
Tennessee	Nov. 28	L, 89-81	26-63	.413	9-22	.409	20-28	.714	17-20-37	26	81	11	10	5	6	200	32	
No. 17 Pittsburgh			27-64	.422	4-12	.333	3-9	.333	17-21-38	10	61	14	6	2	4	200	27	
at Tennessee	Dec. 3	L, 61-56	23-51	.451	4-14	.286	6-8	.750	7-25-32	16	56	13	11	6	3	200	26	
Austin Peay			26-44	.591	5-8	.625	17-22	.773	5-19-24	15	74	15	16	6	10	200	30	
at Tennessee	Dec. 10	L, 74-70	28-60	.467	5-19	.263	9-16	.563	19-15-34	19	70	16	18	2	8	200	37	
at College of Charleston			25-51	.490	7-15	.467	14-26	.538	8-22-30	8	71	13	10	2	9	200	33	
Tennessee	Dec. 14	L, 71-65	26-57	.456	9-29	.310	4-6	.667	10-26-36	20	65	14	16	5	6	200	37	
UNC Asheville			22-49	.449	7-19	.368	17-24	.708	8-25-33	21	68	14	14	1	6	200	35	
at Tennessee	Dec. 20	W, 72-68	26-60	.433	8-24	.333	12-20	.600	15-22-37	23	72	18	12	4	7	200	32	
ETSU			24-59	.407	4-13	.308	11-13	.846	17-17-34	14	63	11	12	2	8	200	33	
at Tennessee	Dec. 23	W, 66-63	24-46	.522	8-19	.421	10-13	.769	7-20-27	13	66	11	15	7	5	200	29	
The Citadel			22-56	.393	4-19	.211	7-15	.467	12-15-27	12	55	9	14	0	7	200	25	
at Tennessee	Dec. 29	W, 86-55	33-59	.559	9-22	.409	11-15	.733	13-27-40	17	86	17	11	5	5	200	40	
Chattanooga																		
at Tennessee	Jan. 2																	
at Memphis																		
Tennessee	Jan. 4																	
Florida																		
at Tennessee	Jan. 7																	
at Mississippi State																		
Tennessee	Jan. 12																	
Kentucky																		
at Tennessee	Jan. 14																	
at Georgia																		
Tennessee	Jan. 18																	
UConn																		
at Tennessee	Jan. 21																	
at Vanderbilt																		
Tennessee	Jan. 24																	
Auburn																		
at Tennessee	Jan. 28																	
at Kentucky																		
Tennessee	Jan. 31																	
Georgia																		
at Tennessee	Feb. 4																	
South Carolina																		
Tennessee	Feb. 8																	
at Florida																		
Tennessee	Feb. 11																	
Arkansas																		
at Tennessee	Feb. 15																	
at Alabama																		
Tennessee	Feb. 18																	
Ole Miss																		
at Tennessee	Feb. 22																	
at South Carolina																		
Tennessee	Feb. 25																	
at LSU																		
Tennessee	Feb. 29																	
Vanderbilt																		
at Tennessee	March 3																	

Rankings listed are Associated Press

ATTENDANCE SUMMARY

	Games	Totals	Average
Home	7	111,788	15,970
Away	2	8,892	4,446
Neutral	3	7,200	2,400
Total	12	127,880	10,657

TENNESSEE'S RECORD WHEN

Leading at halftime	3-2
Trailing at halftime	2-4
Tied at halftime	1-0
Leading with 10:00 remaining	4-2
Trailing with 10:00 remaining	2-4
Tied with 10:00 remaining	0-0
Leading with 5:00 remaining	5-2
Trailing with 5:00 remaining	1-4
Tied with 5:00 remaining	0-0
In Overtime	0-1
Tennessee out-rebounds opponent	4-3
Tennessee is out-rebounded	2-3
Same amount of rebounds	0-0
Tennessee commits more turnovers	3-5
Opponent commits more turnovers	2-1
Same amount of turnovers	1-0
Tennessee shoots 50 percent or better	4-0
Opponent shoots 50 percent or better	0-2
Tennessee shoots less than 50 percent	2-6
Opponent shoots less than 50 percent	6-4
Tennessee shoots better than opponent	5-1
Opponent shoots better than Tennessee	1-5
Same shooting percentage	0-0
Tennessee has more free-throw attempts	2-1
Opponent has more free-throw attempts	2-5
Same amount of free-throw attempts	2-0
Tennessee bench outscores opponent bench	5-2
Opponent bench outscores Tennessee bench	1-4
Benches score the same	0-0
Tennessee scores less than 50	0-0
Tennessee scores between 50-59	0-1
Tennessee scores between 60-69	1-2
Tennessee scores between 70-79	1-1
Tennessee scores between 80-89	3-1
Tennessee scores between 90-99	1-1
Tennessee scores 100 or more	0-0
Opponent scores less than 50	0-0
Opponent scores between 50-59	1-0
Opponent scores between 60-69	5-1
Opponent scores between 70-79	0-3
Opponent scores between 80-89	0-1
Opponent scores between 90-99	0-1
Opponent scores 100 or more	0-0
In November	3-3
In December	3-3
In January	0-0
In February	0-0
In March	0-0
On Monday	0-2
On Tuesday	1-1
On Wednesday	2-1
On Thursday	1-0
On Friday	2-0
On Saturday	0-2
On Sunday	0-0

Starting Lineups (listed in order of positions, 1-5)

W-L

6-6 Golden, McRae, Tatum, Maymon, Hall

Margin of Victory/Defeat

	1	2	3	4	5	6	7	8	9	10	11-15	16-19	20-24	25+
Wins	-	-	1	1	-	-	-	-	-	-	-	-	1	2
Losses	-	1	-	1	1	1	-	1	-	1	-	-	-	-

Most First Half Points

Tennessee	49	vs. UNC Greensboro (11/11/11)
Opponents	55	Memphis (11/22/11)

Fewest First Half Points

Tennessee	26	vs. Pittsburgh (12/3/11)
Opponents	25	Chaminade (11/23/11)

Largest Halftime Lead

Tennessee	20	vs. Chaminade (11/23/11)
Opponents	10	Memphis (11/22/11)

Jump Balls Controlled

Tennessee	11
Opponents	4

How Scored First Points

3-Pointer	3
Lay-up	3
Jump Shot	2
Free Throw	3
Dunk	1
Tip-in	-

Scored UT's First Points

Kenny Hall	5
Jeronne Maymon	3
Jordan McRae	2
Cameron Tatum	2

First Off UT Bench^

Renaldo Woolridge	5
Skylar McBee	4
Yemi Makanjuola	3
Josh Richardson	3
Dwight Miller	2
Wes Washpun	1

^ includes multiple substitutions

Dunks

	Sea	Car
Kenny Hall	10	46
Trae Golden	5	7
Jeronne Maymon	5	5
Jordan McRae	4	7
Renaldo Woolridge	4	13
Dwight Miller	4	4
Yemi Makanjuola	2	2
Josh Richardson	1	1
Cameron Tatum	2	35

Points Leader* Sea Car

Jeronne Maymon	3	3
Jordan McRae	3	3
Cameron Tatum	3	6
Trae Golden	2	2
Renaldo Woolridge	1	1
Yemi Makanjuola	1	1
Kenny Hall	0	1

Rebound Leader* Sea Car

Jeronne Maymon	6	6
Kenny Hall	3	9
Yemi Makanjuola	2	2
Renaldo Woolridge	1	4
Cameron Tatum	0	1

Assists Leader* Sea Car

Trae Golden	10	19
Cameron Tatum	2	13
Jordan McRae	1	1
Wes Washpun	1	1
Skylar McBee	0	1
Renaldo Woolridge	0	1

Steals Leader* Sea Car

Trae Golden	4	8
Jeronne Maymon	4	5
Skylar McBee	3	14
Jordan McRae	3	4
Cameron Tatum	3	22
Josh Richardson	2	2
Wes Washpun	2	2
Kenny Hall	0	3
Renaldo Woolridge	0	1

Blocks Leader* Sea Car

Kenny Hall	7	14
Jordan McRae	4	5
Dwight Miller	2	2
Josh Richardson	2	2
Yemi Makanjuola	1	1
Cameron Tatum	0	10
Renaldo Woolridge	0	7

* Includes all ties

Most Second Half Points

Tennessee	52	vs. ULM (11/16/11)
Opponents	50	Oakland (11/28/11)

Fewest Second Half Points

Tennessee	28	at College of Charleston (12/14/11)
Opponents	29	vs. ULM (11/16/11)

Largest Margin of Victory

Tennessee	29	vs. UNC Greensboro (11/11/11)
Opponents	10	Duke (11/21/11)

10+ Points Sea Car

Trae Golden	9	9
Jeronne Maymon	7	8
Cameron Tatum	7	40
Jordan McRae	6	6
Kenny Hall	4	9
Skylar McBee	4	7
Renaldo Woolridge	4	8
Yemi Makanjuola	1	1
Dwight Miller	1	1

20+ Points Sea Car

Jordan McRae	2	2
Trae Golden	1	1
Jeronne Maymon	1	1
Cameron Tatum	0	2

30+ Points Sea Car

Jeronne Maymon	1	1
----------------	---	---

10+ Rebounds Sea Car

Jeronne Maymon	4	4
Kenny Hall	2	4
Yemi Makanjuola	1	1
Cameron Tatum	1	1

20+ Rebounds Sea Car

Jeronne Maymon	1	1
----------------	---	---

10+ Assists Sea Car

Trae Golden	1	1
-------------	---	---

Double-Doubles Sea Car

Jeronne Maymon	4	4
Trae Golden	1	1
Kenny Hall	1	2
Yemi Makanjuola	1	1
Cameron Tatum	1	1

Charges Drawn Sea Car

Jeronne Maymon	8	11
Cameron Tatum!	4	10
Trae Golden	2	2
Skylar McBee	2	3
Kenny Hall	1	2
Yemi Makanjuola	1	1
Jordan McRae	1	1

! since 2009-10 season

Floor Burns Sea Car

(Diving Efforts)	Sea	Car
Cameron Tatum!	7	23
Jeronne Maymon	6	11
Wes Washpun	5	5
Skylar McBee	4	18
Kenny Hall	3	14
Jordan McRae	2	2
Trae Golden	1	5
Yemi Makanjuola	1	1
Dwight Miller	1	1
Josh Richardson	1	1
Renaldo Woolridge!	-	1

! since 2009-10 season

Free Throws in Final Four Minutes^

Cameron Tatum	4-4
Jeronne Maymon	3-4
Skylar McBee	3-4
Jordan McRae	4-4
Josh Richardson	3-4
Kenny Hall	1-2
Rob Murphy	1-2
Wes Washpun	1-2
Trae Golden	7-10

^ Also includes all of OT

Game #1

UNC Greensboro (0-1) 63
Tennessee (1-0) 92

7 p.m. ET • Nov. 11, 2011 • Thompson-Boling Arena • Knoxville, Tenn.

UNC Greensboro	FG	3PT	FT	REBS	PF	TP	A	TO	BI	St	Min	
13 Henry, Aloysius	f	4-9	0-0	0-1	2-1-3	3	8	1	2	1	0	23
15 Simpson, Trevis	f	4-13	0-3	2-4	1-5-6	2	10	0	0	0	1	26
00 Williams, David	g	2-4	0-0	1-4	6-0-2	2	5	1	3	0	0	17
11 Van Dussen, Corey	g	4-8	1-1	3-4	1-0-1	2	12	2	0	0	3	26
12 Randall, Kyle	g	2-4	1-1	0-2	0-0-0	3	5	0	0	0	0	21
01 Parker, Drew	g	1-3	1-1	0-0	0-0-0	0	3	2	1	0	0	12
03 Armstrong, Derrell	g	5-12	0-1	0-1	5-3-8	3	10	3	2	0	2	22
21 Bone, Eihanan	g	0-2	0-0	0-0	0-1-1	1	0	0	0	0	0	4
31 Paulos, Nick	g	1-2	0-1	0-0	0-1-1	0	2	1	0	0	0	13
34 Henegar, Cody	g	1-4	0-2	0-0	0-0-0	1	2	0	0	0	0	9
41 Brackett, Aaron	g	3-4	0-0	0-0	1-1-2	3	6	1	2	0	1	20
51 Hoffer, Taylor	g	0-0	0-0	0-0	0-2-2	0	0	1	0	0	1	7
TEAM					0-4-4							
Totals		27-65	3-10	6-15	20-14-34	20	63	12	10	1	8	200

TOTAL FG%	1st Half: 13-33 39.4%	2nd Half: 14-32 43.8%	Game: 41.5%
3-Pt. FG%	1st Half: 1-5 20.0%	2nd Half: 2-5 40.0%	Game: 30.0%
F Throw %	1st Half: 3-7 42.9%	2nd Half: 3-8 37.5%	Game: 40.0%

Tennessee	FG	3PT	FT	REBS	PF	TP	A	TO	BI	St	Min	
20 Hall, Kenny	f	2-3	0-0	1-2	0-4-4	4	5	0	0	1	1	16
34 Maymon, Jeronne	f	6-8	0-1	3-4	2-2-4	3	15	2	3	0	1	23
52 McRae, Jordan	f	4-7	4-5	2-2	0-2-2	0	14	3	0	0	2	25
11 Golden, Trae	g	10-14	5-9	4-5	1-5-6	0	29	9	2	1	2	27
23 Tatum, Cameron	g	2-5	2-3	1-2	0-2-2	1	7	4	2	0	0	24
00 Makanjuola, Yemi	0-0	0-0	0-0	1-1-2	2	0	1	0	2	0	0	10
01 Richardson, Josh	1-2	0-1	1-2	1-0-1	1	3	0	1	1	0	1	14
02 Campbell, Galen	0-0	0-0	0-0	0-0-0	0	0	0	0	0	0	1	
03 Woolridge, Renaldo	4-6	2-3	1-2	1-7-8	3	11	0	1	0	1	26	
04 Washpun, Wes	0-1	0-0	2-3	0-0-0	3	2	2	3	0	0	12	
13 McBee, Skylar	2-2	2-2	0-0	0-0-0	1	6	0	1	0	0	18	
15 Murphy, Rob	0-0	0-0	0-0	0-0-0	0	0	0	0	0	0	1	
24 Lopez, Brandon	0-0	0-0	0-0	0-1-1	0	0	0	0	0	0	2	
25 Miller, Dwight	0-0	0-0	0-0	0-0-0	1	0	0	0	0	0	1	
TEAM				0-1-1								
Totals		31-48	15-24	15-22	7-24-31	19	92	21	13	6	7	200

TOTAL FG%	1st Half: 17-27 63.0%	2nd Half: 14-21 66.7%	Game: 64.6%
3-Pt. FG%	1st Half: 9-16 56.3%	2nd Half: 6-8 75.0%	Game: 62.5%
F Throw %	1st Half: 6-7 85.7%	2nd Half: 9-15 60.0%	Game: 68.2%

Officials: Bruce Benedict, Tim Gattis, Marc Ellard
Technical: UNC Greensboro-None, Tennessee-None.
Attendance: 17,483

Score by Periods	1st	2nd	Total
UNC Greensboro	30	33	63
Tennessee	49	43	92

Game #2

ULM (0-3) 62
Tennessee (2-0) 85

7 p.m. ET • Nov. 16, 2011 • Thompson-Boling Arena • Knoxville, Tenn.

ULM	FG	3PT	FT	REBS	PF	TP	A	TO	BI	St	Min	
35 Lindsey, Trey	f	1-3	0-1	2-2	0-4-4	5	4	0	1	0	1	20
41 Ribetto, Fabio	c	4-11	0-0	0-0	0-7-7	3	8	0	0	1	1	33
10 Mackey, Trent	g	2-2	2-2	0-0	0-1-1	2	6	1	1	0	1	23
11 Winborne, Charles	g	2-6	2-5	0-0	0-2-2	1	6	5	1	0	0	23
55 Brown, Fred	g	6-14	4-8	2-2	0-1-1	4	18	2	2	0	2	28
03 Hansberry, Marcellis	2-5	0-1	0-0	1-1-2	1	4	2	0	0	0	19	
04 McCray, R.J.	2-3	0-0	1-2	0-0-0	1	5	1	4	2	1	23	
23 Smith, Reginald	0-0	0-0	0-0	0-0-0	0	0	0	0	0	0	2	
24 Mingo, Hugh	5-12	0-2	1-2	1-6-7	2	11	4	0	1	0	27	
33 Martin, D'Andre	0-0	0-0	0-0	0-0-0	0	0	0	2	0	0	2	
TEAM				1-2-3								
Totals		24-56	8-19	6-8	3-24-27	19	62	15	11	4	6	200

TOTAL FG%	1st Half: 15-32 46.9%	2nd Half: 9-24 37.5%	Game: 42.9%
3-Pt. FG%	1st Half: 3-8 37.5%	2nd Half: 5-11 45.5%	Game: 42.1%
F Throw %	1st Half: 0-0 0.0%	2nd Half: 6-8 75.0%	Game: 75.0%

Tennessee	FG	3PT	FT	REBS	PF	TP	A	TO	BI	St	Min	
20 Hall, Kenny	f	1-5	0-0	0-0	2-3-5	1	2	1	3	2	0	17
34 Maymon, Jeronne	f	5-6	0-0	1-3	5-6-11	0	11	1	2	0	0	23
52 McRae, Jordan	f	3-9	1-5	2-2	0-1-1	1	9	1	3	0	0	17
11 Golden, Trae	g	5-11	1-4	6-7	1-2-3	2	17	11	3	0	0	31
23 Tatum, Cameron	g	4-10	3-6	2-3	1-3-4	1	13	2	0	0	2	31
01 Richardson, Josh	4-7	1-3	2-2	1-1-2	1	11	2	0	0	2	18	
02 Campbell, Galen	0-0	0-0	0-0	0-0-0	0	0	0	0	0	0	1	
03 Woolridge, Renaldo	0-4	0-2	0-0	0-5-5	0	0	0	0	1	0	15	
13 McBee, Skylar	5-11	5-9	0-0	1-2-3	2	15	2	0	0	2	30	
24 Lopez, Brandon	0-0	0-0	0-0	0-0-0	0	0	0	0	0	0	2	
25 Miller, Dwight	3-4	0-0	1-3	2-4-6	3	7	0	0	0	1	15	
TEAM				4-2-6								
Totals		30-67	11-29	14-20	17-29-46	11	85	20	11	5	7	200

TOTAL FG%	1st Half: 10-32 31.3%	2nd Half: 20-35 57.1%	Game: 44.8%
3-Pt. FG%	1st Half: 6-17 35.3%	2nd Half: 5-12 41.7%	Game: 37.9%
F Throw %	1st Half: 7-11 63.6%	2nd Half: 7-9 77.8%	Game: 70.0%

Officials: Tony Greene, Mike Nance, Chuck Jones
Technical: ULM-None, Tennessee-None.
Attendance: 14,751

Score by Periods	1st	2nd	Total
ULM	33	29	62
Tennessee	33	52	85

Game #3

Tennessee (2-1) 67
#6 Duke (5-0) 77

5:30 p.m. ET • Nov. 21, 2011 • Lahaina Civic Center • Maui, Hawaii

Tennessee	FG	3PT	FT	REBS	PF	TP	A	TO	BI	St	Min	
20 Hall, Kenny	f	2-5	0-0	2-2	2-2-4	4	6	0	0	2	1	13
34 Maymon, Jeronne	f	5-14	0-2	4-4	5-7-12	2	14	2	4	0	2	32
11 Golden, Trae	g	4-8	0-2	5-6	1-0-1	4	13	2	3	0	0	20
23 Tatum, Cameron	g	4-8	0-0	2-3	0-5-5	1	10	4	0	0	0	29
52 McRae, Jordan	g	3-10	0-1	5-6	0-2-2	2	11	0	2	0	0	28
00 Makanjuola, Yemi	2-2	0-0	0-0	1-1-2	4	4	0	0	0	0	13	
01 Richardson, Josh	0-0	0-0	0-0	0-1-1	2	0	0	0	1	0	10	
03 Woolridge, Renaldo	1-3	0-1	1-2	1-2-3	3	3	0	2	0	0	15	
04 Washpun, Wes	1-2	0-0	0-0	0-1-1	1	2	0	0	0	2	19	
13 McBee, Skylar	1-2	0-1	0-0	0-2-2	1	2	1	1	0	1	12	
25 Miller, Dwight	1-4	0-1	0-1	0-1-1	0	2	0	0	0	1	9	
TEAM				0-0-0								
Totals		24-58	0-8	19-24	10-24-34	24	67	9	12	3	7	200

TOTAL FG%	1st Half: 11-33 33.3%	2nd Half: 13-25 52.0%	Game: 41.4%
3-Pt. FG%	1st Half: 0-6 0.0%	2nd Half: 0-2 0.0%	Game: 0.0%
F Throw %	1st Half: 11-12 91.7%	2nd Half: 8-12 66.7%	Game: 79.2%

Duke	FG	3PT	FT	REBS	PF	TP	A	TO	BI	St	Min	
05 Plumlee, Mason	f	3-5	0-0	2-2	2-11-13	2	8	1	3	0	0	33
34 Kelly, Ryan	f	5-9	2-6	5-6	1-5-6	3	17	1	1	0	1	27
00 Rivers, Austin	g	6-15	2-4	4-6	0-3-3	1	18	2	2	0	1	31
20 Dawkins, Andre	g	4-7	2-4	0-0	0-0-0	3	10	1	0	0	0	32
30 Curry, Seth	g	5-10	1-4	6-6	0-1-1	3	17	4	3	0	2	36
02 Cook, Quinn	1-3	0-0	0-0	0-2-2	0	2	1	1	1	1	8	
03 Thornott, Tyler	0-0	0-0	0-0	0-0-0	5	0	0	0	0	0	14	
15 Hairston, Josh	0-0	0-0	0-0	2-0-2	0	0	0	0	0	0	17	
21 Plumlee, Miles	2-5	0-0	1-4	3-3-6	1	5	1	1	0	0	2	
TEAM				1-3-4								
Totals		26-54	7-18	18-27	9-28-37	18	77	11	13	2	5	200

TOTAL FG%	1st Half: 13-27 48.1%	2nd Half: 13-27 48.1%	Game: 48.1%
3-Pt. FG%	1st Half: 6-10 60.0%	2nd Half: 1-8 12.5%	Game: 38.9%
F Throw %	1st Half: 7-14 50.0%	2nd Half: 11-13 84.6%	Game: 66.7%

Officials: Randy McCall, Dave Hall, Mike Roberts
Technical: Tennessee-None, Duke-None.
Attendance: 2,400

Score by Periods	1st	2nd	Total
Tennessee	33	34	67
Duke	39	38	77

Game #4

#8 Memphis (2-1)

Game #7

#17 Pittsburgh (7-1) 61
Tennessee (3-4) 56

5:15 p.m. ET • Dec. 3, 2011 • Thompson-Boling Arena • Knoxville, Tenn.

Pittsburgh	FG	3PT	FT	REBS	PF	TP	A	TO	Bl	St	Min
21 Patterson, Lamar	f	3-6	2-3	0-1	0-1-1	1	8	3	1	0	31
24 Birch, Kham	f	2-4	0-0	0-1	2-3-5	1	4	0	2	0	15
35 Robinson, Nasir	f	8-11	0-1	0-0	9-3-12	2	16	0	0	0	32
03 Wright, Cameron	g	0-6	0-2	0-0	0-2-2	1	0	2	0	0	25
12 Gibbs, Ashton	g	7-21	1-3	1-2	1-4-5	1	16	6	4	0	38
02 Epps, Isaiah	0-0	0-0	0-0	0-0-0	0	0	0	0	0	0	0+
04 Johnson, John	3-6	1-2	1-1	0-0-0	0	8	3	1	0	0	18
11 Taylor, Dante	4-8	0-0	0-2	2-3-5	2	8	0	0	0	0	16
42 Zanna, Talib	0-0	0-0	1-2	0-2-2	2	1	0	0	0	0	16
44 Moore, J.J.	0-2	0-1	0-0	0-0-0	0	0	0	0	0	0	9
TEAM				3-6							
Totals	27-64	4-12	3-9	17-21-38	10	61	14	6	2	4	200

TOTAL FG%	1st Half: 12-32 37.5%	2nd Half: 15-32 46.9%	Game: 42.2%
3-Pt. FG%	1st Half: 2-5 40.0%	2nd Half: 2-7 28.6%	Game: 33.3%
F Throw %	1st Half: 1-2 50.0%	2nd Half: 2-7 28.6%	Game: 33.3%

Tennessee	FG	3PT	FT	REBS	PF	TP	A	TO	Bl	St	Min
34 Maymon, Jeronne	f	6-10	0-0	0-0	0-1-1	3	12	0	1	1	27
20 Hall, Kenny	c	3-6	0-0	2-2	3-9-12	2	8	0	1	2	27
11 Golden, Trae	g	4-8	1-3	3-4	0-1-1	3	12	6	3	0	34
23 Tatum, Cameron	g	5-12	2-6	1-2	0-10-10	1	13	1	4	0	34
52 McRae, Jordan	g	2-8	1-4	0-0	0-1-1	1	5	5	1	2	30
00 Makanjuola, Yemi	1-3	0-0	0-0	3-0-3	2	0	0	0	0	0	13
01 Richardson, Josh	0-1	0-0	0-0	1-0-1	1	0	1	0	0	0	9
04 Washpun, Wes	0-0	0-0	0-0	0-0-0	1	0	0	0	0	0	6
13 McBee, Skylar	0-0	0-0	0-0	0-0-0	2	0	0	0	0	0	7
25 Miller, Dwight	2-3	0-1	0-0	0-2-2	2	4	0	0	1	0	13
TEAM				0-1-1							
Totals	23-51	4-14	6-8	7-25-32	16	56	13	11	6	3	200

TOTAL FG%	1st Half: 11-21 52.4%	2nd Half: 12-30 40.0%	Game: 45.1%
3-Pt. FG%	1st Half: 2-5 40.0%	2nd Half: 2-9 22.2%	Game: 28.6%
F Throw %	1st Half: 2-2 100%	2nd Half: 4-6 66.7%	Game: 75.0%

Officials: Joe Lindsay, Roger Ayers, Tim Clougherty
 Technicals: Pittsburgh-None, Tennessee-None.
 Attendance: 17,249

Score by Periods	1st	2nd	Total
Pittsburgh	27	34	61
Tennessee	26	30	56

Game #9

Tennessee (3-6) 65
College of Charleston (8-1) 71

9 p.m. ET • Dec. 14, 2011 • TD Arena • Charleston, S.C.

Tennessee	FG	3PT	FT	REBS	PF	TP	A	TO	Bl	St	Min
20 Hall, Kenny	f	1-1	0-0	0-0	0-1-1	4	2	0	2	0	18
34 Maymon, Jeronne	f	4-6	0-0	1-2	1-7-8	4	9	2	1	1	30
11 Golden, Trae	g	4-8	1-4	0-0	1-2-3	2	9	5	0	0	35
23 Tatum, Cameron	g	1-6	0-4	0-0	0-3-3	1	2	3	2	0	19
52 McRae, Jordan	g	6-12	4-8	3-4	0-1-1	2	19	1	3	2	32
00 Makanjuola, Yemi	0-1	0-0	0-0	1-2-3	3	0	0	0	0	0	6
01 Richardson, Josh	1-2	0-1	0-0	1-1-2	0	2	3	2	0	2	19
03 Woolridge, Renaldo	0-5	0-2	0-0	2-1-3	2	0	0	0	0	0	9
13 McBee, Skylar	3-8	3-8	0-0	0-2-2	2	9	0	1	0	0	13
25 Miller, Dwight	6-8	1-2	0-0	4-3-7	0	13	0	0	2	0	19
TEAM				0-3-3							
Totals	26-57	9-29	4-6	10-26-36	20	65	14	16	5	6	200

TOTAL FG%	1st Half: 14-33 42.4%	2nd Half: 12-24 50.0%	Game: 45.6%
3-Pt. FG%	1st Half: 5-16 31.3%	2nd Half: 4-13 30.8%	Game: 31.0%
F Throw %	1st Half: 4-6 66.7%	2nd Half: 0-0 0.0%	Game: 66.7%

College of Charleston	FG	3PT	FT	REBS	PF	TP	A	TO	Bl	St	Min
30 Wiggins, Antwanne	f	10-12	3-4	1-5	3-5-8	0	24	3	4	0	31
44 Wiedeman, Trent	f	3-7	0-0	2-6	0-3-3	0	8	0	2	0	1
01 Baru, Adjeji	c	3-4	0-0	2-2	1-1-2	1	8	0	0	0	27
04 Lawrence, Andrew	g	3-12	1-2	7-10	0-3-3	4	14	4	0	1	32
32 Scott, Jordan	g	0-4	0-2	0-0	1-0-1	0	2	1	1	0	18
05 Sundberg, Matt	3-5	2-4	0-0	1-3-4	2	8	1	0	0	0	23
11 Johnson, Nori	0-0	0-0	0-0	0-0-0	1	0	0	0	0	0	4
22 Stitt, Anthony	3-7	1-3	2-3	0-3-3	0	9	3	1	0	0	30
TEAM				2-4-6							
Totals	25-51	7-15	14-26	8-22-30	8	71	13	10	2	9	200

TOTAL FG%	1st Half: 10-28 35.7%	2nd Half: 15-23 65.2%	Game: 49.0%
3-Pt. FG%	1st Half: 5-10 50.0%	2nd Half: 2-5 40.0%	Game: 46.7%
F Throw %	1st Half: 8-12 66.7%	2nd Half: 6-14 42.9%	Game: 53.8%

Officials: J.B. Caldwell, Mike Kitts and Roger Ayers
 Technicals: Tennessee-None, College of Charleston-None.
 Attendance: 5,137

Score by Periods	1st	2nd	Total
Tennessee	37	28	65
College of Charleston	33	38	71

Game #11

ETSU (5-6) 63
Tennessee (5-6) 66

7 p.m. ET • Dec. 23, 2011 • Thompson-Boling Arena • Knoxville, Tenn.

ETSU	FG	3PT	FT	REBS	PF	TP	A	TO	Bl	St	Min
41 Brown, Isiah	f	2-7	0-0	0-0	2-2-4	5	4	1	3	2	1
02 Jones, Jarvis	g	3-8	1-3	0-0	1-1-2	2	7	0	1	0	1
05 Cooley, Sheldon	g	3-6	1-2	1-1	2-1-3	1	8	3	0	2	33
13 Hubbard, Tommy	g	7-16	1-5	3-4	6-3-9	3	18	0	3	0	2
43 Sollazzo, Adam	g	6-15	0-1	7-8	0-7-7	1	19	7	4	0	1
23 Dubose, Marcus	1-4	1-2	0-0	0-0-1	1	3	0	1	0	0	14
34 Podesis, Lukas	2-3	0-0	0-0	1-3-4	1	4	0	0	0	1	19
TEAM				5-0-5							
Totals	24-59	4-13	11-13	17-17-34	14	63	11	12	2	8	200

TOTAL FG%	1st Half: 12-28 42.9%	2nd Half: 12-31 38.7%	Game: 40.7%
3-Pt. FG%	1st Half: 2-7 28.6%	2nd Half: 2-6 33.3%	Game: 30.8%
F Throw %	1st Half: 7-9 77.8%	2nd Half: 4-4 100%	Game: 84.6%

Tennessee	FG	3PT	FT	REBS	PF	TP	A	TO	Bl	St	Min
20 Hall, Kenny	f	4-5	0-0	3-4	4-4-8	0	11	0	1	2	1
34 Maymon, Jeronne	f	4-6	0-0	0-0	1-2-3	3	8	0	3	0	2
52 McRae, Jordan	f	1-2	1-2	2-2	0-2-2	2	5	0	3	1	0
11 Golden, Trae	g	4-9	0-3	3-3	0-4-4	1	11	6	2	0	1
23 Tatum, Cameron	g	4-8	3-5	2-2	0-2-2	3	13	1	2	0	1
01 Richardson, Josh	0-1	0-1	0-2	0-0-1	0	0	0	1	0	1	5
03 Woolridge, Renaldo	3-6	0-1	0-0	1-2-3	1	6	2	0	1	0	19
04 Washpun, Wes	0-3	0-1	0-0	0-1-1	1	0	2	2	0	0	10
13 McBee, Skylar	4-6	4-6	0-0	0-0-1	12	0	1	0	0	0	27
25 Miller, Dwight	0-0	0-0	0-0	0-0-0	0	0	0	0	2	0	3
TEAM				1-3-4							
Totals	24-46	8-19	10-13	7-20-27	13	66	11	15	7	5	200

TOTAL FG%	1st Half: 11-23 47.8%	2nd Half: 13-23 56.5%	Game: 52.2%
3-Pt. FG%	1st Half: 6-12 50.0%	2nd Half: 2-7 28.6%	Game: 42.1%
F Throw %	1st Half: 1-4 25.0%	2nd Half: 9-9 100%	Game: 76.9%

Officials: Mike Kitts, Chuck Jones, Marc Ellard
 Technicals: ETSU-None, Tennessee-None.
 Attendance: 16,044

Score by Periods	1st	2nd	Total
ETSU	33	30	63
Tennessee	29	37	66

Game #8

Austin Peay (2-9) 74
Tennessee (3-5) 70

Noon ET • Dec. 10, 2011 • Thompson-Boling Arena • Knoxville, Tenn.

Austin Peay	FG	3PT	FT	REBS	PF	TP	A	TO	Bl	St	Min
20 Baker, Melvin	f	4-5	2-3	0-0	1-1-2	4	10	0	1	1	1
23 Terry, Josh	f	6-10	0-0	8-10	1-5-6	3	20	5	2	0	39
21 Fraley, John	c	5-6	0-0	2-3	2-3-5	1	12	1	3	2	29
01 Clyburn, Jerome	g	3-5	1-1	2-3	0-2-2	3	9	4	3	1	33
22 Lawrence, Herdie	g	0-3	0-0	0-0	0-0-0	0	1	3	0	2	15
10 Triggs, Will	0-1	0-0	2-2	0-4-4	1	2	1	0	0	0	16
11 Greer, Thomas	0-0	0-0	0-0	0-0-0	0	1	0	0	0	0	3
12 Edmondson, Tyswan	7-13	2-4	3-4	1-2-3	2	19	2	3	0	1	30
15 Freeman, Chris	1-1	0-0	0-0	0-1-1	1	2	0	0	2	1	15
TEAM				0-1-1							
Totals	26-44	5-8	17-22	5-19-24	15	74	15	16	6	10	200

TOTAL FG%	1st Half: 10-22 45.5%	2nd Half: 16-22 72.7%	Game: 59.1%
3-Pt. FG%	1st Half: 1-3 33.3%	2nd Half: 4-5 80.0%	Game: 62.5%
F Throw %	1st Half: 9-10 90.0%	2nd Half:	



2011-12 Tennessee Basketball
 Tennessee Combined Team Statistics (as of Dec 29, 2011)
All games

Overall record: 6-6 Conf: 0-0 Home: 5-2 Away: 0-2 Neutral: 1-2

#	Player	gp-gs	min	Total		3-Point		F-Throw		Rebounds				pf	dq	a	to	blk	stl	pts	avg	
				fg-fga	fg%	3fg-fga	3fg%	ft-fa	ft%	off	def	tot	avg									
11	Golden, Trae	12-12	354	29.5	51-120	.425	17-52	.327	37-45	.822	11	27	38	3.2	27	1	68	33	2	12	156	13.0
34	Maymon, Jeronne	12-12	314	26.2	56-91	.615	0-4	.000	33-48	.688	38	53	91	7.6	28	0	13	25	4	12	145	12.1
52	McRae, Jordan	12-12	283	23.6	46-112	.411	22-55	.400	24-28	.857	2	21	23	1.9	18	0	22	23	11	10	138	11.5
23	Tatum, Cameron	12-12	341	28.4	41-95	.432	22-49	.449	18-24	.750	4	42	46	3.8	18	0	30	21	1	7	122	10.2
20	Hall, Kenny	12-12	243	20.3	33-54	.611	0-0	.000	20-30	.667	26	38	64	5.3	34	1	5	17	16	5	86	7.2
13	McBee, Skylar	12-0	223	18.6	27-62	.435	25-54	.463	3-5	.600	2	10	12	1.0	16	0	6	8	0	6	82	6.8
03	Woolridge, Renaldo	10-0	166	16.6	26-55	.473	8-19	.421	4-7	.571	8	34	42	4.2	20	0	4	6	3	1	64	6.4
00	Makanjuola, Yemi	10-0	100	10.0	16-22	.727	0-0	.000	4-6	.667	19	19	38	3.8	17	0	2	2	4	3	36	3.6
25	Miller, Dwight	12-0	99	8.3	18-31	.581	1-4	.250	1-4	.250	9	12	21	1.8	11	0	0	1	7	4	38	3.2
01	Richardson, Josh	12-0	174	14.5	13-34	.382	4-15	.267	8-13	.615	7	6	13	1.1	22	0	14	12	9	8	38	3.2
21	Kilmartin, Ryan	2-0	2	1.0	1-1	1.000	1-1	1.000	0-0	.000	0	0	0	0.0	0	0	0	0	0	0	3	1.5
04	Washpun, Wes	10-0	131	13.1	4-18	.222	0-3	.000	4-7	.571	5	10	15	1.5	14	0	16	7	4	5	12	1.2
02	Campbell, Galen	4-0	6	1.5	1-3	.333	0-2	.000	0-0	.000	0	1	1	0.3	0	0	0	0	0	0	2	0.5
15	Rob Murphy	3-0	5	1.7	0-1	.000	0-0	.000	1-2	.500	1	0	1	0.3	1	0	0	0	0	1	1	0.3
14	Summitt, Tyler	2-0	2	1.0	0-0	.000	0-0	.000	0-0	.000	0	0	0	0.0	1	0	0	0	0	0	0	0.0
24	Lopez, Brandon	4-0	7	1.8	0-0	.000	0-0	.000	0-0	.000	0	1	1	0.3	0	0	0	0	0	0	0	0.0
Team											15	18	33				3					
Total.....		12	2450		333-699	.476	100-258	.388	157-219	.717	147	292	439	36.6	227	2	180	158	61	74	923	76.9
Opponents.....		12	2450		308-693	.444	67-182	.368	159-234	.679	134	256	390	32.5	197	-	147	138	31	80	842	70.2

TEAM STATISTICS	UT	OPP	Date	Opponent	Score	Att.	
SCORING	923	842	1	11/11/11	UNC GREENSBORO	W 92-63	17483
Points per game	76.9	70.2		11/16/11	ULM	W 85-62	14751
Scoring margin	+6.8	-	2	11/21/11	vs Duke	L 67-77	2400
FIELD GOALS-ATT	333-699	308-693	2	11/22/11	vs Memphis	Lo2 97-99	2400
Field goal pct	.476	.444	2	11/23/11	vs Chaminade	W 86-60	2400
3 POINT FG-ATT	100-258	67-182		11/28/11	at Oakland University	L 81-89	3755
3-point FG pct	.388	.368	3	12/03/11	PITTSBURGH	L 56-61	17249
3-pt FG made per game	8.3	5.6		12/10/11	AUSTIN PEAY	L 70-74	14692
FREE THROWS-ATT	157-219	159-234		12/14/11	at College of Charleston	L 65-71	5137
Free throw pct	.717	.679		12/20/11	UNC ASHEVILLE	W 72-68	15324
F-Throws made per game	13.1	13.3		12/23/11	ETSU	W 66-63	16044
REBOUNDS	439	390		12/29/11	THE CITADEL	W 86-55	16245
Rebounds per game	36.6	32.5					
Rebounding margin	+4.1	-					
ASSISTS	180	147					
Assists per game	15.0	12.3					
TURNOVERS	158	138					
Turnovers per game	13.2	11.5					
Turnover margin	-1.7	-					
Assist/turnover ratio	1.1	1.1					
STEALS	74	80					
Steals per game	6.2	6.7					
BLOCKS	61	31					
Blocks per game	5.1	2.6					
ATTENDANCE	111788	16092					
Home games-Avg/Game	7-15970	2-4446					
Neutral site-Avg/Game	-	3-2400					

1 = EA SPORTS Maui Invitational Opening Game (Knoxville, Tenn.)
 2 = EA SPORTS Maui Invitational (Maui, Hawaii)
 3 = Big East/SEC Challenge (Knoxville, Tenn.)
 * = Conference game

Score by Periods	1st	2nd	OT	OT2	Totals
Tennessee	438	471	8	6	923
Opponents	404	422	8	8	842



CUONZO MARTIN

Head Coach • Purdue, 2000

- Born Sept. 23, 1971, in East St. Louis, Ill.
- He and his wife, Roberta, have two sons, Joshua and Chase, and a daughter, Addison.
- Attended Lincoln High School in East St. Louis, New Hampton Prep School in New Hampshire and the University of Purdue. Lettered at Purdue from 1992-95 and earned his degree in 2000.
- Won two Big 10 championships at Purdue, scored 1,666 career points and finished his career as the program's all-time leading 3-point shooter (179 3-pointers made)
- Selected 57th overall by the Atlanta Hawks in the 1995 NBA Draft. Played with the Vancouver Grizzlies, Milwaukee Bucks, Grand Rapids Hoops (CBA) and also starred professionally in Italy.
- Developed a malignant tumor between his heart and lungs and was diagnosed with Non-Hodgkins Lymphoma in November 1997. He underwent his last treatment on April 20, 1998 (now in full remission).
- 2011 Ben Jobe National Coach of the Year recipient
- High school teammate of LaPhonso Ellis; college teammate of Glenn Robinson; instrumental in recruiting Carl Landry, JaJuan Johnson, E'Twaun Moore and Robbie Hummel to Purdue.

ON THE BENCH



TRACY WEBSTER

Assistant Coach • Wisconsin, 1995

- First season at Tennessee; 12th season as an assistant at the Division I level.
- Previously worked at Ball State (2001-03), Purdue (2004), Illinois (2005-07), Kentucky (2008-09), DePaul (2010; stint as interim head coach) and Nebraska (2011)
- Has 10 seasons of postseason playing/coaching experience, including a national runner-up finish while on staff at Illinois in 2005.
- Native of Harvey, Ill.; Lettered at Wisconsin (1992-94) and scored 1,264 points for the Badgers (hold numerous school records).



JON HARRIS

Assistant Coach • Marquette, 2002

- First season at Tennessee; 10th season as an assistant at the Division I level.
- Previously worked at Marquette (2003), Wisconsin-Green Bay (2004-08) and Missouri State (2009-11).
- Has five seasons of postseason playing/coaching experience, including a Final Four appearance while on staff at Marquette in 2003.
- Native of Edwardsville, Ill.; Lettered at Marquette (1999-2002) and finished his career ranked 20th on Conference USA's all-time rebounding list (494).



KENT WILLIAMS

Assistant Coach • Southern Illinois, 2003

- First season at Tennessee; seventh season as a basketball operations staffer/assistant coach at the Division I level.
- Previously worked at Purdue (2006-08) and Missouri State (2009-11).
- Has five seasons of postseason playing/coaching experience, and he also played one season in the NBA D-League.
- Native of Mt. Vernon, Ill.; Lettered at Southern Illinois (2000-03) and scored 2,012 points for the Salukis (program's second all-time leading scorer).



HOUSTON FANCHER

Director of Basketball Operations • Middle Tennessee, 1988

- Third season at Tennessee; seventh season as a basketball operations staffer/assistant coach/head coach at the Division I level.
- Previously worked at Vanderbilt (1996) and Appalachian State (1997-2009; last nine seasons as head coach).
- Won 137 games as the head coach at Appalachian State and captured SoCon North Division titles in 2003, 2007 and 2008; 2003 SoCon Coach of the Year.
- Native of Newport, Tenn.; Grew up cheering for the Vols during the Ray Mears and Don DeVoe eras.



MARCO HARRIS

Student-Athlete Welfare Coordinator • Southeastern Oklahoma State, 1994

- First season at Tennessee; Functions as a mentor to the basketball team in the classroom and in the community.
- Played both baseball (middle infield and centerfield) and basketball (point guard) in college.
- One of Cuonzo Martin's closest and most trusted friends, as their friendship dates back more than 30 years.
- Native of East St. Louis, Ill.



MARK PANCRATZ

Coordinator of Video Scouting • UW-Milwaukee, 2006

- Sixth season at Tennessee; Responsible for oversight of the staff's video editing needs.
- Lettered at Wisconsin-Milwaukee (2003-06) and helped lead the Panthers to the Sweet Sixteen in 2005.
- At just 29-years-old, he already boasts 18 games of NCAA Tournament experience as a player and/or administrative staff member.
- Native of Schaumburg, Ill.



CHAD NEWMAN

Athletic Trainer • Tennessee, 1994

- 17th season at Tennessee.
- Under his care, the Vols have advanced to postseason play 12 times, including 10 NCAA Tournament berths.
- 2009 Tennessee Athletic Trainer's Society (TATS) Athletic Trainer of the Year.
- Native of Chattanooga, Tenn.



TROY WILLS

Strength & Conditioning Coach • Emory & Henry, 2000

- Eighth season at Tennessee.
- Has implemented customized training programs that prevent athletic injuries and aid in optimizing athletic potential.
- Was a three-year football letterman at Emory & Henry.
- Native of Pocahontas, Va.

2 GALEN CAMPBELL

FR Guard • 6-3 • 193
Knoxville, Tenn. • Fulton HS



- His first collegiate points came on a fastbreak layup in traffic during the win over The Citadel (12/29/11).
- Saw action late in the Vols' season-opening win over UNC Greensboro (11/11/11) and also played three minutes in UT's win over Chaminade in Maui (11/23/11).
- His father, Richard, played basketball at Middle Tennessee (shooting guard), and his mother, Beverly, played basketball at Oral Roberts (point guard).
- One of his reasons for choosing to attend Tennessee as a preferred walk-on was the ability to remain close to his church.
- Lives with Yemi Makanjuola, and the pair is rumored to maintain the cleanest room in Gibbs Hall.
- Scored 1,000 career points faster than any player in Fulton High School history. Fulton also produced Tennessee All-Americans and 1,000-point scorers Bill Justus (1967-69) and Ron Widby (1965-67).
- Was a summer ball teammate of fellow Vols freshman Brandon Lopez for three years.

SEASON HIGHS

Points

Season 2 vs. The Citadel (12/29/11)
Career Same

Rebounds

Season -
Career -

Assists

Season -
Career -

Blocks

Season -
Career -

Steals

Season -
Career -

Minutes

Season 3 vs. Chaminade (11/23/11)
Career Same

Field Goals Made

Season 1 vs. The Citadel (12/29/11)
Career Same

Field Goals Attempted

Season 2 vs. Chaminade (11/23/11)
Career Same

3-Pt. Field Goals Made

Season -
Career -

3-Pt. Field Goals Attempted

Season 2 vs. Chaminade (11/23/11)
Career Same

Free Throws Made

Season -
Career -

Free Throws Attempted

Season -
Career -



CONTENT BOOSTER

Use your smartphone to scan this code and access bonus content related to Galen Campbell.

2011-12 GAME-BY-GAME STATS

OPPONENT	DATE	St	MIN	FG-FGA	PCT	3FG-FGA	PCT	FT-FTA	PCT	OFF DEF TOT	PF	A	T/O	BLK	STL	PTS
UNC Greensboro	11/11/11		1	0-0	.000	0-0	.000	0-0	.000	0 0 0	0	0	0	0	0	0
ULM	11/16/11	1		0-0	.000	0-0	.000	0-0	.000	0 0 0	0	0	0	0	0	0
vs. No. 6 Duke	11/21/11															DNP
vs. No. 8 Memphis	11/22/11															DNP
vs. Chaminade	11/23/11	3		0-2	.000	0-2	.000	0-0	.000	0 1 1	0	0	0	0	0	0
at Oakland	11/28/11															DNP
No. 17 Pittsburgh	12/03/11															DNP
Austin Peay	12/10/11															DNP
at CoFC	12/14/11															DNP
UNC Asheville	12/20/11															DNP
ETSU	12/23/11															DNP
The Citadel	12/29/11	1		1-1	1.000	0-0	.000	0-0	.000	0 0 0	0	0	0	0	0	2
Chattanooga																
at Memphis																
Florida																
at Miss. State																
Kentucky																
at Georgia																
UConn																
at Vanderbilt																
Auburn																
at Kentucky																
Georgia																
South Carolina																
at Florida																
Arkansas																
at Alabama																
Ole Miss																
at South Carolina																
at LSU																
Vanderbilt																
SEC Tournament																

PRODUCTION TRACKER



CAREER STATS

	GP-GS	Min	Avg	FG-A	Pct	3FG-A	Pct	FT-A	Pct	Off-Def-Rebs	Avg	PF-FO	Ast	TO	Blk	Stl	Pts	Avg
2011-12	4-0	6	1.5	1-3	.333	0-2	.000	0-0	.000	0-1-1	0.3	0-0	0	0	0	0	2	0.5

FT Routine: Two dribbles with both hands, a spin, bend the knees, shoot ... **Why No. 2?** His friend, former UT guard JaJuan Smith (2005-08), wore No. 2 as a Vol.

31 QUINTON CHIEVOUS

FR Guard • 6-5 • 201

Chicago, Ill. • Notre Dame College Prep



- Last name is pronounced: CHEE-viss
- Will likely redshirt this season, as the Vols' have depth in the backcourt.
- Coach Martin loves Chievous' toughness and refers to him as "a warrior" during practice.
- This is just his fourth year playing organized basketball; his father didn't let him play when he was young.
- His father, Derrick Chievous, is Missouri's all-time leading scorer (2,580 points from 1985-88) and was selected by the Houston Rockets with the 16th overall pick in the 1988 NBA Draft.
- Averaged a double-double as a senior in high school (20.9 points, 10.2 rebounds).
- Shot an impressive 53 percent from the field during his senior season and was a 2011 ESPNChicago.com All-Area selection.
- Lives with fellow freshman guard Brandon Lopez.

SEASON HIGHS

Points

Season -
Career -

Rebounds

Season -
Career -

Assists

Season -
Career -

Blocks

Season -
Career -

Steals

Season -
Career -

Minutes

Season -
Career -

Field Goals Made

Season -
Career -

Field Goals Attempted

Season -
Career -

3-Pt. Field Goals Made

Season -
Career -

3-Pt. Field Goals Attempted

Season -
Career -

Free Throws Made

Season -
Career -

Free Throws Attempted

Season -
Career -



CONTENT BOOSTER

Use your smartphone to scan this code and access bonus content related to Quinton Chievous.

2011-12 GAME-BY-GAME STATS

OPPONENT	DATE	St	MIN	FG-FGA	PCT	3FG-FGA	PCT	FT-FTA	PCT	OFF DEF TOT	PF	A	T/O	BLK	STL	PTS
UNC Greensboro	11/11/11															DNP
ULM	11/16/11															DNP
vs. No. 6 Duke	11/21/11															DNP
vs. No. 8 Memphis	11/22/11															DNP
vs. Chaminade	11/23/11															DNP
at Oakland	11/28/11															DNP
No. 17 Pittsburgh	12/03/11															DNP
Austin Peay	12/10/11															DNP
at CoFC	12/14/11															DNP
UNC Asheville	12/20/11															DNP
ETSU	12/23/11															DNP
The Citadel	12/29/11															DNP
Chattanooga																
at Memphis																
Florida																
at Miss. State																
Kentucky																
at Georgia																
UConn																
at Vanderbilt																
Auburn																
at Kentucky																
Georgia																
South Carolina																
at Florida																
Arkansas																
at Alabama																
Ole Miss																
at South Carolina																
at LSU																
Vanderbilt																
SEC Tournament																

PRODUCTION TRACKER

	2011-12
Had a Double-Double	-
Scored 10+ Points	-
Scored 15+ Points	-
Scored 20+ Points	-
Double-Digit Assists	-
Led the Vols in Scoring	-
Led the Vols in 3-Pointers (Made)	-
Led the Vols in Rebounding	-
Led the Vols in Assists	-
Led the Vols in Steals	-
Had 5+ Assists	-
Made 3+ 3-Pointers	-
Had 3+ Steals	-



CAREER STATS

GP-GS	Min	Avg	FG-A	Pct	3FG-A	Pct	FT-A	Pct	Off-Def-Rebs	Avg	PF-FO	Ast	TO	Blk	Stl	Pts	Avg
2011-12																	

Free-Throw Routine: Two dribbles, bounce, one dribble, a big breath in, and then I just shoot it. ... **Why No. 31?** It was the number of former Celtics forward Cornbread Maxwell.

11 TRAE GOLDEN

SO Guard • 6-1 • 209
Powder Springs, Ga. • McEachern HS



- Leads the SEC in assists (5.7 apg) and is Tennessee's top scorer (16th in the SEC) at 13.0 ppg.
- Owns a 2.1 assist/turnover ratio, which is second-best among SEC players.
- Averaged 14.7 points, 3.7 rebounds and 5.3 assists in UT's three games at the Maui Invitational.
- Shot 4-of-4 from 3-point range against Chaminade in Maui (11/23/11).
- Set numerous career-highs, highlighted by 29 points, in the season-opening win over UNC Greensboro (11/11/11), draining five 3-pointers, grabbing six rebounds and dishing out nine assists (second career start).
- Was named the SEC Player of the Week (Nov. 14).
- His career-high for minutes played entering this season was 28 against Missouri State last season; MSU was coached at the time by Cuonzo Martin.
- One of four Georgia natives on Tennessee's roster (joining Kenny Hall, Jordan McRae and Cameron Tatum).
- Lives with fellow sophomore guard and former AAU teammate Jordan McRae.

SEASON/CAREER HIGHS

Points

Season 29 vs. UNC Greensboro (11/11/11)
Career Same

Rebounds

Season 6 vs. UNC Greensboro (11/11/11)
Career Same

Assists

Season 11 vs. ULM (11/16/11)
Career Same

Blocks

Season 1 two times, last vs. Memphis (11/22/11)
Career Same

Steals

Season 3 two times, last vs. C of C (12/14/11)
Career 3 three times, last vs. C of C (12/14/11)

Minutes

Season 42 vs. Memphis (11/22/11)
Career Same

Field Goals Made

Season 10 vs. UNC Greensboro (11/11/11)
Career Same

Field Goals Attempted

Season 19 vs. Memphis (11/22/11)
Career Same

3-Pt. Field Goals Made

Season 5 vs. UNC Greensboro (11/11/11)
Career Same

3-Pt. Field Goals Attempted

Season 9 vs. UNC Greensboro (11/11/11)
Career Same

Free Throws Made

Season 7 vs. Memphis (11/22/11)
Career Same

Free Throws Attempted

Season 8 vs. Memphis (11/22/11)
Career Same



CONTENT BOOSTER

Use your smartphone to scan this code and access bonus content related to Trae Golden.

2011-12 GAME-BY-GAME STATS

OPPONENT	DATE	St	MIN	FG-FGA	PCT	3FG-FGA	PCT	FT-FTA	PCT	OFF DEF TOT	PF	A	T/O	BLK	STL	PTS
UNC Greensboro	11/11/11	g	27	10-14	.714	5-9	.556	4-5	.800	1 5 6	0	9	2	1	2	29
ULM	11/16/11	g	31	5-11	.456	1-4	.250	6-7	.857	1 2 3	2	11	3	0	0	17
vs. No. 6 Duke	11/21/11	g	20	4-8	.500	0-2	.000	5-6	.833	1 0 1	4	2	3	0	0	13
vs. No. 8 Memphis	11/22/11	g	42	3-19	.158	1-7	.143	7-8	.875	1 4 5	2	7	2	1	3	14
vs. Chaminade	11/23/11	g	25	6-8	.750	4-4	1.000	1-2	.500	1 4 5	1	7	2	0	0	17
at Oakland	11/28/11	g	27	4-11	.364	3-6	.500	1-2	.500	2 0 2	5	1	3	0	0	12
No. 17 Pittsburgh	12/03/11	g	34	4-8	.500	1-3	.333	3-4	.750	0 1 1	3	6	3	0	1	12
Austin Peay	12/10/11	g	30	1-9	.111	1-5	.200	4-4	1.000	1 1 2	3	4	3	0	0	7
at CoFC	12/14/11	g	35	4-8	.500	1-4	.250	0-0	.000	1 2 3	2	5	5	0	3	9
UNC Asheville	12/20/11	g	29	1-8	.125	0-4	.000	3-4	.750	1 0 1	2	5	3	0	2	5
ETSU	12/23/11	g	30	4-9	.444	0-3	.000	3-3	1.000	0 4 4	1	6	2	0	1	11
The Citadel	12/29/11	g	24	5-7	.714	0-1	.000	0-0	.000	1 4 5	2	5	2	0	0	10
Chattanooga																
at Memphis																
Florida																
at Miss. State																
Kentucky																
at Georgia																
UConn																
at Vanderbilt																
Auburn																
at Kentucky																
Georgia																
South Carolina																
at Florida																
Arkansas																
at Alabama																
Ole Miss																
at South Carolina																
at LSU																
Vanderbilt																
SEC Tournament																

PRODUCTION TRACKER

	Last Season	This Season	Career
Had a Double-Double	-	1	1
Scored 10+ Points	-	9	9
Scored 15+ Points	-	3	3
Scored 20+ Points	-	1	1
Double-Digit Assists	-	1	1
Led the Vols in Scoring	-	2	2
Led the Vols in 3-Pointers (Made)	-	2	2
Led the Vols in Rebounding	-	-	-
Led the Vols in Assists	9	9	18
Led the Vols in Steals	4	4	8
Had 5+ Assists	3	9	12
Made 3+ 3-Pointers	-	3	3
Had 3+ Steals	1	2	3



CAREER STATS

	GP-GS	Min	Avg	FG-A	Pct	3FG-A	Pct	FT-A	Pct	Off-Def-Rebs	Avg	PF-FO	Ast	TO	Blk	Stl	Pts	Avg
2010-11	31-1	411	13.3	27-92	.293	6-33	.182	33-40	.825	6-29-35	1.1	25-0	69	32	0	23	93	3.0
2011-12	12-12	354	29.5	51-120	.425	17-52	.327	37-45	.822	11-27-38	3.2	271	68	33	2	12	156	13.0
Totals	43-13	765	17.8	78-212	.368	23-85	.271	70-85	.824	17-56-73	1.7	52-1	137	65	2	35	249	5.8

FT Routine: Dribble three times w/right hand, hope my parents and sister are proud, shoot ... **Why No. 11?** "It represents my mom and my sister. They're both No. 1 in my life."

20 KENNY HALL

JR Forward • 6-9 • 222
Stone Mountain, Ga. • Redan HS



- Leads the team in blocks (1.3 bpg) and is UT's second-leading rebounder (5.3 rpg).
- Nearly half (44.4 percent) of his career rebounds have been offensive boards (95 of 214).
- Was dominant on both ends of the floor in UT's win over ETSU (12/23/11), finishing with 11 points.
- Had 12 points and set career-highs for blocks (3) and assists (2) in UT's win over UNC Asheville (12/20/11).
- Had his first double-double of the season and the second of his career when he logged 12 points and 10 rebounds vs. Austin Peay (12/10/11); he shot 5-of-5 from the field against the Gobs and had two blocks.
- Scored eight points and grabbed a career-high 12 rebounds vs. No. 17 Pitt (12/3/11).
- Scored 11 points on 4-of-6 shooting vs. No. 8 Memphis with six rebounds (four offensive boards).
- Was Tennessee's third center last season, as he played behind now-departed seniors John Fields and Brian Williams (both of whom went on to sign professional basketball contracts).

SEASON/CAREER HIGHS

Points

Season 12 two times, last vs. UNC Asheville (12/20/11)
Career 16 vs. North Carolina A&T (12/23/09)

Rebounds

Season 12 vs. Pittsburgh (12/3/11)
Career Same

Assists

Season 2 vs. UNC Asheville (12/20/11)
Career Same

Blocks

Season 3 vs. UNC Asheville (12/20/11)
Career Same

Steals

Season 1 five times, last vs. ETSU (12/23/11)
Career 2 vs. Kentucky (3/13/10)

Minutes

Season 28 vs. Austin Peay (12/10/11)
Career Same

Field Goals Made

Season 6 vs. UNC Asheville (12/20/11)
Career 6 three times, last vs. UNC Asheville (12/20/11)

Field Goals Attempted

Season 9 vs. UNC Asheville (12/20/11)
Career 10 at Alabama (1/19/10)

3-Pt. Field Goals Made

Season -
Career -

3-Pt. Field Goals Attempted

Season -
Career 1 two times, last vs. Middle Tenn. (11/30/10)

Free Throws Made

Season 4 vs. Oakland (11/28/11)
Career 5 vs. Belmont (11/16/10)

Free Throws Attempted

Season 5 vs. Oakland (11/28/11)
Career 6 two times, last vs. Belmont (11/16/10)



CONTENT BOOSTER

Use your smartphone to scan this code and access bonus content related to Kenny Hall.

2011-12 GAME-BY-GAME STATS

OPPONENT	DATE	St	MIN	FG-FGA	PCT	3FG-FGA	PCT	FT-FTA	PCT	OFF	DEF	TOT	PF	A	T/O	BLK	STL	PTS
UNC Greensboro	11/11/11	f	16	2-3	.667	0-0	.000	1-2	.500	0	4	4	4	0	0	1	1	5
ULM	11/16/11	f	17	1-5	.200	0-0	.000	0-0	.000	2	3	5	1	1	3	2	0	2
vs. No. 6 Duke	11/21/11	f	13	2-5	.400	0-0	.000	2-2	1.000	2	2	4	4	0	0	2	1	6
vs. No. 8 Memphis	11/22/11	f	22	4-6	.667	0-0	.000	3-5	.600	4	2	6	5	0	2	0	1	11
vs. Chaminade	11/23/11	f	12	1-2	.500	0-0	.000	0-0	.000	0	5	5	3	1	3	0	0	2
at Oakland	11/28/11	f	23	2-5	.400	0-0	.000	4-5	.800	1	2	3	4	8	0	0	0	8
No. 17 Pittsburgh	12/03/11	f	27	3-6	.500	0-0	.000	2-2	1.000	3	9	12	2	0	1	2	0	8
Austin Peay	12/10/11	f	28	5-5	1.000	0-0	.000	2-4	.500	7	3	10	1	1	2	2	1	12
at CoFC	12/14/11	f	18	1-1	1.000	0-0	.000	0-0	.000	0	1	1	4	0	2	0	0	2
UNC Asheville	12/20/11	f	26	6-9	.667	0-0	.000	0-2	.000	2	2	4	3	2	3	3	0	12
ETSU	12/23/11	f	24	4-5	.800	0-0	.000	3-4	.750	4	4	8	0	0	1	2	1	11
The Citadel	12/29/11	f	17	2-2	1.000	0-0	.000	3-4	.750	1	1	2	3	0	0	2	0	7
Chattanooga																		
at Memphis																		
Florida																		
at Miss. State																		
Kentucky																		
at Georgia																		
UConn																		
at Vanderbilt																		
Auburn																		
at Kentucky																		
Georgia																		
South Carolina																		
at Florida																		
Arkansas																		
at Alabama																		
Ole Miss																		
at South Carolina																		
at LSU																		
Vanderbilt																		
SEC Tournament																		

PRODUCTION TRACKER

	Last Season	This Season	Career
Had a Double-Double	-	1	2
Scored 10+ Points	-	4	9
Scored 15+ Points	-	-	1
Scored 20+ Points	-	-	-
Double-Digit Rebounds	-	2	4
Led the Vols in Scoring	-	-	1
Led the Vols in Rebounding	2	3	9
Led the Vols in Steals	1	-	3
Led the Vols in Blocks	-	7	14
Had 3+ Steals	-	-	-
Had 3+ Blocks	-	1	1
Had 3+ Dunks	-	1	1



CAREER STATS

	GP-GS	Min	Avg	FG-A	Pct	3FG-A	Pct	FT-A	Pct	Off-Def-Rebs	Avg	PF-FO	Ast	TO	Blk	Stl	Pts	Avg
2009-10	35-3	435	12.4	52-90	.578	0-1	.000	23-42	.548	52-52-104	3.0	69-2	7	29	18	8	127	3.6
2010-11	25-1	176	7.0	19-36	.528	0-1	.000	12-21	.571	17-29-46	1.8	36-1	3	15	4	1	50	2.0
2011-12	12-12	243	20.3	33-54	.611	0-0	.000	20-30	.667	26-38-64	5.3	34-1	5	17	16	5	86	7.2
Totals	72-16	854	11.9	104-180	.578	0-2	.000	55-93	.591	95-119-214	3.0	139-4	15	61	38	14	263	3.7

Big Dancer: Hall has appeared in five NCAA Tournament games in his first two seasons of collegiate basketball ... **Dogs or Cats?** "Dogs. Because I'm a big dog."

21 RYAN KILMARTIN

RS-SO Guard • 6-5 • 210
Charlotte, N.C. • Appalachian State University



- His first points as a Vol came on a 3-pointer from the top of the key against The Citadel (12/29/11).
- Made his Tennessee debut by playing the final minute during UT's win over Chaminade in Maui (11/23/11).
- His younger brother, Alex, is on the basketball team at UNC Wilmington.
- Earned a silver medal with the Wales team at the 2007 FIBA European Championships.
- Holds a second-degree black belt in Tae Kwon Do and has won multiple junior Olympic championships and AAU titles in that sport.
- Loves Indian food and says his favorite dish is chicken tikki massala.
- His father, Sean, and his uncle, Mike Helms, both played basketball at Appalachian State in the early 1980s.
- His mother, Jane, was born in Wales, named "Miss Wales" in 1984 and participated in the Miss Universe pageant that same year.

SEASON/CAREER HIGHS

Points

Season 3 vs. The Citadel (12/29/11)
Career Same

Rebounds

Season -
Career -

Assists

Season -
Career -

Blocks

Season -
Career -

Steals

Season -
Career -

Minutes

Season 1 two times, last vs. The Citadel (12/29/11)
Career *4 vs. Montreat (11/16/10)

Field Goals Made

Season 1 vs. The Citadel (12/29/11)
Career 1 two times, last vs. The Citadel (12/29/11)

Field Goals Attempted

Season 1 vs. The Citadel (12/29/11)
Career 1 two times, last vs. The Citadel (12/29/11)

3-Pt. Field Goals Made

Season 1 vs. The Citadel (12/29/11)
Career 1 two times, last vs. The Citadel (12/29/11)

3-Pt. Field Goals Attempted

Season 1 vs. The Citadel (12/29/11)
Career *2 vs. Montreat (11/16/10)

Free Throws Made

Season -
Career -

Free Throws Attempted


Season -
Career -

* Mark set while playing at Appalachian State University

2011-12 GAME-BY-GAME STATS

OPPONENT	DATE	St	MIN	FG-FGA	PCT	3FG-FGA	PCT	FT-FTA	PCT	OFF DEF TOT	PF	A	T/O	BLK	STL	PTS
UNC Greensboro	11/11/11															DNP
ULM	11/16/11															DNP
vs. No. 6 Duke	11/21/11															DNP
vs. No. 8 Memphis	11/22/11															DNP
vs. Chaminade	11/23/11	1		0-0	.000	0-0	.000	0-0	.000	0 0 0	0	0	0	0	0	0
at Oakland	11/28/11															DNP
No. 17 Pittsburgh	12/03/11															DNP
Austin Peay	12/10/11															DNP
at CofC	12/14/11															DNP
UNC Asheville	12/20/11															DNP
ETSU	12/23/11															DNP
The Citadel	12/29/11	1		1-1	1.000	1-1	1.000	0-0	.000	0 0 0	0	0	0	0	0	3
Chattanooga																
at Memphis																
Florida																
at Miss. State																
Kentucky																
at Georgia																
UConn																
at Vanderbilt																
Auburn																
at Kentucky																
Georgia																
South Carolina																
at Florida																
Arkansas																
at Alabama																
Ole Miss																
at South Carolina																
at LSU																
Vanderbilt																
SEC Tournament																

PRODUCTION TRACKER



CAREER STATS

	GP-GS	Min	Avg	FG-A	Pct	3FG-A	Pct	FT-A	Pct	Off-Def-Rebs	Avg	PF-FO	Ast	TO	Blk	Stl	Pts	Avg
*2010-11	1-0	4	4.0	1-3	.333	0-2	.000	0-0	.000	0-0-0	0.0	0-0	0	0	0	0	2	2.0
2011-12	2-0	2	1.0	1-1	1.000	1-1	1.000	0-0	.000	0-0-0	0.0	0-0	0	0	0	0	3	1.5

* at Appalachian State University

FT Routine: Two dribbles, spin it, catch it on the seams, rise and shoot ... **Why No. 21?** My dad, Sean, wore No. 42 at Appy State in the 1980s. I hope to be "half" the man he is.

24 BRANDON LOPEZ

FR Guard • 6-1 • 179
Knoxville, Tenn. • Austin-East HS



- Battled a throat ailment early during the Vols' time in Maui, but played the final three minutes of UT's win over Chaminade (11/23/11) on the tournament's final day.
- Grabbed one rebound while playing the final minute of UT's season-opening win over UNC Greensboro.
- Played in the Nov. 3 exhibition win over Carson-Newman. It was also his 19th birthday.
- Averaged an impressive 25.6 points during his senior season at Knoxville's Austin-East High School.
- Had three double-doubles during his senior season (points and rebounds).
- Scored a career-best 45 points in a 61-51 victory over Fulton High School.
- AEHS also produced Tennessee 1,000-point scorer and all-time games-played leader Rob Jones (1983-86).
- Posted an impressive 3.9 GPA in high school.
- Was a summer ball teammate of fellow Vols freshman Galen Campbell for three years.
- Lives with fellow freshman guard Quinton Chievous.

SEASON HIGHS

Points

Season -
Career -

Rebounds

Season 1 vs. UNC Greensboro
Career Same

Assists

Season -
Career -

Blocks

Season -
Career -

Steals

Season -
Career -

Minutes

Season 3 vs. Chaminade (11/23/11)
Career Same

Field Goals Made

Season -
Career -

Field Goals Attempted

Season -
Career -

3-Pt. Field Goals Made

Season -
Career -

3-Pt. Field Goals Attempted

Season -
Career -

Free Throws Made

Season -
Career -

Free Throws Attempted

Season -
Career -



CONTENT BOOSTER

Use your smartphone to scan this code and access bonus content related to Brandon Lopez.

2011-12 GAME-BY-GAME STATS

OPPONENT	DATE	St	MIN	FG-FGA	PCT	3FG-FGA	PCT	FT-FTA	PCT	OFF DEF TOT	PF	A	T/O	BLK	STL	PTS
UNC Greensboro	11/11/11		1	0-0	.000	0-0	.000	0-0	.000	0 1 1	0	0	0	0	0	0
ULM	11/16/11	2		0-0	.000	0-0	.000	0-0	.000	0 0 0	0	0	0	0	0	0
vs. No. 6 Duke	11/21/11															DNP
vs. No. 8 Memphis	11/22/11															DNP
vs. Chaminade	11/23/11	3		0-0	.000	0-0	.000	0-0	.000	0 0 0	0	0	0	0	0	0
at Oakland	11/28/11															DNP
No. 17 Pittsburgh	12/03/11															DNP
Austin Peay	12/10/11															DNP
at CofC	12/14/11															DNP
UNC Asheville	12/20/11															DNP
ETSU	12/23/11															DNP
The Citadel	12/29/11	1		0-0	.000	0-0	.000	0-0	.000	0 0 0	0	0	0	0	0	0
Chattanooga																
at Memphis																
Florida																
at Miss. State																
Kentucky																
at Georgia																
UConn																
at Vanderbilt																
Auburn																
at Kentucky																
Georgia																
South Carolina																
at Florida																
Arkansas																
at Alabama																
Ole Miss																
at South Carolina																
at LSU																
Vanderbilt																
SEC Tournament																

PRODUCTION TRACKER

	2011-12
Had a Double-Double	-
Scored 10+ Points	-
Scored 15+ Points	-
Scored 20+ Points	-
Double-Digit Assists	-
Led the Vols in Scoring	-
Led the Vols in 3-Pointers (Made)	-
Led the Vols in Rebounding	-
Led the Vols in Assists	-
Led the Vols in Steals	-
Had 5+ Assists	-
Made 3+ 3-Pointers	-
Had 3+ Steals	-



CAREER STATS

	GP-GS	Min	Avg	FG-A	Pct	3FG-A	Pct	FT-A	Pct	Off-Def-Rebs	Avg	PF-FO	Ast	TO	Blk	Stl	Pts	Avg
2011-12	4-0	7	1.8	0-0	.000	0-0	.000	0-0	.000	0-1-1	0.3	0-0	0	0	0	0	0	0.0

Toughing it Out: Lopez broke his left index finger exactly one week before his senior basketball season began; he had surgery, and stitches but didn't miss a single game.

0 YEMI MAKANJUOLA

FR Center • 6-9 • 244

Lagos, Nigeria • Word of God Christian Academy (N.C.)



- Name pronounced: YEH-mee MACK-in-JEW-luh
- Scored 18 straight points vs. The Citadel (12/29/11) and also grabbed 11 rebounds in just 13 minutes.
- Had six points and team-high seven rebounds in UT's win over Chaminade in Maui (11/23/11).
- Played beyond his years in the loss to No. 6 Duke (11/21/11), giving his team 13 strong minutes off the bench.
- Had two rebounds, two blocks and one assist in 10 minutes vs. UNC Greensboro (11/11/11).
- A fierce and tenacious post defender with good shot-blocking instincts.
- Participated in the 2008 NBA Basketball Without Borders camp in South Africa as well as the 2009 adidas Futures camp in Abuja, Nigeria.
- Is Tennessee's second men's basketball player from Nigeria, joining former Vols forward Emmanuel Ngedu (Kaduna, Nigeria), who lettered during the 2008-09 season.
- Lives with fellow freshman Galen Campbell; the pair is rumored to maintain the cleanest room in Gibbs Hall.

SEASON HIGHS

Points

Season 18 vs. The Citadel (12/29/11)
Career Same

Rebounds

Season 11 vs. The Citadel (12/29/11)
Career Same

Assists

Season 1 two times, last vs. Oakland (11/28/11)
Career Same

Blocks

Season 2 vs. UNC Greensboro (11/11/11)
Career Same

Steals

Season 2 vs. Memphis (11/22/11)
Career Same

Minutes

Season 13 five times, last vs. The Citadel (12/29/11)
Career Same

Field Goals Made

Season 7 vs. The Citadel (12/29/11)
Career Same

Field Goals Attempted

Season 9 vs. The Citadel (12/29/11)
Career Same

3-Pt. Field Goals Made

Season -
Career -

3-Pt. Field Goals Attempted

Season -
Career -

Free Throws Made

Season 4 vs. The Citadel (12/29/11)
Career Same

Free Throws Attempted

Season 5 vs. The Citadel (12/29/11)
Career Same



CONTENT BOOSTER

Use your smartphone to scan this code and access bonus content related to Yemi Makanjuola.

2011-12 GAME-BY-GAME STATS

OPPONENT	DATE	St	MIN	FG-FGA	PCT	3FG-FGA	PCT	FT-FTA	PCT	OFF DEF TOT	PF	A	T/O	BLK	STL	PTS
UNC Greensboro	11/11/11		10	0-0	.000	0-0	.000	0-0	.000	1 1 2	2	1	0	2	0	0
ULM	11/16/11															DNP
vs. No. 6 Duke	11/21/11	13	2-2	1.000	0-0	.000	0-0	.000	1 1 2	4	0	0	0	0	0	4
vs. No. 8 Memphis	11/22/11	13	1-1	1.000	0-0	.000	0-0	.000	0 3 3	1	0	1	1	2	2	
vs. Chaminade	11/23/11	13	3-3	1.000	0-0	.000	0-0	.000	3 4 7	2	0	0	1	0	6	
at Oakland	11/28/11	5	1-2	.500	0-0	.000	0-0	.000	2 1 3	2	1	1	0	0	2	
No. 17 Pittsburgh	12/03/11	13	1-3	.333	0-0	.000	0-0	.000	3 0 3	0	0	0	0	0	2	
Austin Peay	12/10/11	10	1-1	.100	0-0	.000	0-0	.000	0 3 3	2	0	0	0	0	2	
at CoFC	12/14/11	6	0-1	.000	0-0	.000	0-0	.000	1 2 3	3	0	0	0	0	0	
UNC Asheville	12/20/11	4	0-0	.000	0-0	.000	0-1	.000	1 0 1	0	0	0	0	0	1	0
ETSU	12/23/11															DNP
The Citadel	12/29/11	18	7-9	.778	0-0	.000	4-5	.800	7 4 11	1	0	0	0	0	18	
Chattanooga																
at Memphis																
Florida																
at Miss. State																
Kentucky																
at Georgia																
UConn																
at Vanderbilt																
Auburn																
at Kentucky																
Georgia																
South Carolina																
at Florida																
Arkansas																
at Alabama																
Ole Miss																
at South Carolina																
at LSU																
Vanderbilt																
SEC Tournament																

PRODUCTION TRACKER

	2011-12
Had a Double-Double	1
Scored 5+ Points	2
Scored 10+ Points	1
Scored 15+ Points	1
Scored 20+ Points	-
Had Double-Digit Rebounds	1
Led the Vols in Scoring	1
Led the Vols in Rebounding	2
Had Multiple Steals	-
Had Multiple Blocks	-
Had 3+ Blocks	-
Led the Vols in Blocks	1
Had 3+ Dunks	-



CAREER STATS

	GP-GS	Min	Avg	FG-A	Pct	3FG-A	Pct	FT-A	Pct	Off-Def-Rebs	Avg	PF-FO	Ast	TO	Blk	Stl	Pts	Avg
2011-12	10-0	100	10.0	16-22	.727	0-0	.000	4-6	.667	19-19-38	3.8	17-0	2	2	4	3	36	3.6

FT Routine: Take a couple dribbles and shoot (he used to whisper to the ball, "Please go in!") ... **Why No. 0?** Nigerian center Olumide Oyedeji wore No. 00 with the Orlando Magic.

34 JERONNE MAYMON

JR Forward • 6-7 • 265
Madison, Wis. • Marquette University



- Name pronounced: juhr-ON MAY-min
- His .615 field-goal percentage leads the SEC, and he is tied for the team lead in steals with 12.
- Has four double-doubles this season and is the team's leading rebounder (7.6 rpg; sixth in the SEC).
- Took over in the second half of UT's win over UNC Asheville (12/20/11), finishing with 10 points, 13 rebounds (six offensive boards), a career-high three assists and two steals.
- Exploded for 32 points and 20 rebounds in UT's double-overtime loss to No. 8 Memphis (11/22/11).
- Made his first career start in the opener vs. UNC Greensboro (11/11/11), totaling a career-high 15 points, four rebounds and two assists while also drawing a charge.
- Maymon is the strongest player on the team, bench pressing more than 300 lbs.
- Not the only member of the program with ties to Marquette, as assistant coach Jon Harris played four years for the Golden Eagles (1999-2002) and graduated from Marquette in 2002.

SEASON/CAREER HIGHS

Points

Season 32 vs. Memphis (11/22/11)
Career Same

Rebounds

Season 20 vs. Memphis (11/22/11)
Career Same

Assists

Season 3 vs. UNC Asheville (12/20/11)
Career Same

Blocks

Season 1 four times, last vs. The Citadel (12/29/11)
Career Same

Steals

Season 2 four times, last vs. ETSU (12/23/11)
Career Same

Minutes

Season 40 vs. Memphis (11/22/11)
Career Same

Field Goals Made

Season 8 two times, last vs. Austin Peay (12/10/11)
Career Same

Field Goals Attempted

Season 15 vs. Memphis (11/22/11)
Career Same

3-Pt. Field Goals Made

Season -
Career -

3-Pt. Field Goals Attempted

Season 2 vs. Duke (11/21/11)
Career Same

Free Throws Made

Season 16 vs. Memphis (11/22/11)
Career Same

Free Throws Attempted

Season 17 vs. Memphis (11/22/11)
Career Same

* Mark set while playing at Marquette University



CONTENT BOOSTER

Use your smartphone to scan this code and access bonus content related to Jeronne Maymon.

2011-12 GAME-BY-GAME STATS

OPPONENT	DATE	St	MIN	FG-FGA	PCT	3FG-FGA	PCT	FT-FTA	PCT	OFF	DEF	TOT	PF	A	T/O	BLK	STL	PTS
UNC Greensboro	11/11/11	f	23	6-8	.750	0-1	.000	3-4	.750	2	2	4	3	2	3	0	1	15
ULM	11/16/11	f	23	5-6	.833	0-0	.000	1-3	.333	5	6	11	0	1	2	0	0	11
vs. No. 6 Duke	11/21/11	f	32	5-14	.357	0-2	.000	4-4	1.000	5	7	12	2	2	4	0	2	14
vs. No. 8 Memphis	11/22/11	f	40	8-15	.533	0-0	.000	16-17	.941	9	11	20	4	0	3	0	0	32
vs. Chaminade	11/23/11	f	2	0-1	.000	0-0	.000	0-0	.000	0	0	0	0	0	0	0	0	0
at Oakland	11/28/11	f	29	3-5	.600	0-0	.000	2-7	.286	2	4	6	2	0	2	1	2	8
No. 17 Pittsburgh	12/3/11	f	27	6-10	.600	0-0	.000	0-0	.000	0	1	1	3	0	1	1	0	12
Austin Peay	12/10/11	f	31	8-10	.800	0-1	.000	2-5	.400	6	3	9	1	2	2	0	1	18
at CoFC	12/14/11	f	30	4-6	.667	0-0	.000	1-2	.500	1	7	8	4	2	1	1	1	9
UNC Asheville	12/20/11	f	23	4-6	.667	0-0	.000	2-4	.500	6	7	13	4	3	3	0	2	10
ETSU	12/23/11	f	28	4-6	.667	0-0	.000	0-0	.000	1	2	3	3	0	3	0	2	8
The Citadel	12/29/11	f	26	3-4	.750	0-0	.000	2-2	.000	1	3	4	2	1	1	1	0	8
Chattanooga																		
at Memphis																		
Florida																		
at Miss. State																		
Kentucky																		
at Georgia																		
UConn																		
at Vanderbilt																		
Auburn																		
at Kentucky																		
Georgia																		
South Carolina																		
at Florida																		
Arkansas																		
at Alabama																		
Ole Miss																		
at South Carolina																		
at LSU																		
Vanderbilt																		
SEC Tournament																		

PRODUCTION TRACKER

	Last Season	This Season	Career
Had a Double-Double	-	4	4
Scored 10+ Points	1	7	8
Scored 15+ Points	-	3	3
Scored 20+ Points	-	1	1
Double-Digit Rebounds	-	4	4
Led the Vols in Scoring	-	3	3
Led the Vols in Rebounding	-	6	6
Led the Vols in Steals	1	4	5
Led the Vols in Blocks	-	-	-
Had 3+ Steals	-	-	-
Had 3+ Blocks	-	-	-
Had 3+ Dunks	-	-	-
Drew Multiple Charges	-	1	1



CAREER STATS

	GP-GS	Min	Avg	FG-A	Pct	3FG-A	Pct	FT-A	Pct	Off-Def-Rebs	Avg	PF-FO	Ast	TO	Blk	Stl	Pts	Avg
*2009-10	9-0	147	16.3	13-27	.481	0-0	.000	10-18	.556	15-23-38	4.2	24-0	5	10	1	3	36	4.0
2010-11	14-0	127	9.1	16-34	.471	0-2	.000	5-20	.250	20-19-39	2.8	18-0	3	14	0	2	37	2.6
2011-12	12-12	314	26.2	56-91	.615	0-4	.000	33-48	.688	38-53-91	7.6	28-0	13	25	4	12	145	12.1
UT TOTALS	26-12	441	17.0	72-125	.576	0-6	.000	38-68	.559	58-72-130	5.0	46-0	16	39	4	14	182	7.0

* at Marquette University

FT Routine: Two dribbles, wait... three dribbles, spin the ball, breathe out and let it loose ... **Surprising Musical Tastes:** Enjoys listening to Musiq Soulchild and Green Day

13 SKYLAR McBEE | JR Guard • 6-3 • 199

Rutledge, Tenn. • Grainger HS



- Shooting .463 (25-54) from 3-point range to rank third in the SEC and is the team's leading bench scorer (6.8 ppg).
- Has made at least three 3-pointers in four of Tennessee's last five games.
- Had 12 points on four 3-pointers in UT's win over ETSU (12/23/11).
- Set career-highs for points (15), 3-pointers made and attempted (5-9) and minutes played (30) vs. ULM.
- His 76 games played make him Tennessee's third-most experienced player (behind Tatum, and Woolridge).
- Sporting a new look this season, as he grew a moustache late this summer. He got the inspiration after seeing a 1980s-era photo of his father, Doug, with a moustache (it's worth noting that Cuonzo Martin had a moustache when he played at Purdue in the 1990s).
- This is his second season on scholarship; he competed as a preferred walk-on in 2009-10.
- Received football scholarship offers out of high school.

SEASON/CAREER HIGHS

Points

Season 15 vs. ULM (11/16/11)
 Career Same

Rebounds

Season 3 two times, last vs. Austin Peay (12/10/11)
 Career 6 two times, last vs. Alabama (2/5/11)

Assists

Season 2 two times, last vs. Austin Peay (12/10/11)
 Career 4 vs. Chattanooga (11/12/10)

Blocks

Season -
 Career 1 at Georgia (1/18/11)

Steals

Season 2 two times, last vs. Oakland (11/28/11)
 Career 3 three times, last vs. Alabama (2/5/11)

Minutes

Season 30 vs. ULM (11/16/11)
 Career Same

Field Goals Made

Season 5 vs. ULM (11/16/11)
 Career Same

Field Goals Attempted

Season 11 vs. ULM (11/16/11)
 Career Same

3-Pt. Field Goals Made

Season 5 vs. ULM (11/16/11)
 Career Same

3-Pt. Field Goals Attempted

Season 9 vs. ULM (11/16/11)
 Career Same

Free Throws Made

Season 2 vs. Chaminade (11/23/11)
 Career 5 two times, last vs. Belmont (11/16/10)

Free Throws Attempted

Season 2 two times, last vs. UNC Asheville (12/20/11)
 Career 6 at Alabama (1/19/10)



CONTENT BOOSTER

Use your smartphone to scan this code and access bonus content related to Skylar McBee.

2011-12 GAME-BY-GAME STATS

OPPONENT	DATE	St	MIN	FG-FGA	PCT	3FG-FGA	PCT	FT-FTA	PCT	OFF DEF TOT	PF	A	T/O	BLK	STL	PTS
UNC Greensboro	11/11/11		18	2-2	1.000	2-2	1.000	0-0	.000	0 0 0	1	0	1	0	0	6
ULM	11/16/11		30	5-11	.455	5-9	.556	0-0	.000	1 2 3	2	2	0	0	2	15
vs. No. 6 Duke	11/21/11		12	1-2	.500	0-1	.000	0-0	.000	0 2 2	1	1	1	0	1	2
vs. No. 8 Memphis	11/22/11		13	1-1	1.000	1-1	1.000	0-0	.000	0 0 0	3	0	2	0	0	3
vs. Chaminade	11/23/11		17	3-7	.429	2-6	.333	2-2	1.000	0 1 1	1	0	0	0	0	10
at Oakland	11/28/11		15	0-2	.000	0-1	.000	0-0	.000	0 0 0	0	0	0	0	0	2
No. 17 Pittsburgh	12/03/11		7	0-0	.000	0-0	.000	0-0	.000	0 0 0	2	0	0	0	0	0
Austin Peay	12/10/11		21	3-6	.500	3-6	.500	0-1	.000	1 2 3	1	2	1	0	0	9
at CoFC	12/14/11		19	3-8	.375	3-8	.375	0-1	.000	0 2 2	2	0	1	0	0	9
UNC Asheville	12/20/11		26	1-7	.143	1-6	.167	1-2	.500	0 1 1	2	1	1	0	0	4
ETSU	12/23/11		27	4-6	.667	4-6	.667	0-0	.000	0 0 0	1	0	1	0	0	12
The Citadel	12/29/11		18	4-10	.400	4-8	.500	0-0	.000	0 0 0	0	0	0	0	1	12
Chattanooga																
at Memphis																
Florida																
at Miss. State																
Kentucky																
at Georgia																
UConn																
at Vanderbilt																
Auburn																
at Kentucky																
Georgia																
South Carolina																
at Florida																
Arkansas																
at Alabama																
Ole Miss																
at South Carolina																
at LSU																
Vanderbilt																
SEC Tournament																

PRODUCTION TRACKER

	Last Season	This Season	Career
Had a Double-Double	-	-	-
Scored 10+ Points	2	4	7
Scored 15+ Points	-	1	1
Scored 20+ Points	-	-	-
Double-Digit Assists	-	-	-
Led the Vols in Scoring	-	-	-
Led the Vols in 3-Pointers (Made)	5	4	14
Led the Vols in Rebounding	-	-	-
Led the Vols in Assists	1	-	1
Led the Vols in Steals	7	3	14
Had 5+ Assists	-	-	-
Made 3+ 3-Pointers	2	5	8
Had 3+ Steals	2	-	3



CAREER STATS

	GP-GS	Min	Avg	FG-A	Pct	3FG-A	Pct	FT-A	Pct	Off-Def-Rebs	Avg	PF-FO	Ast	TO	Blk	Stl	Pts	Avg
2009-10	33-0	431	13.1	32-99	.323	25-80	.313	24-27	.889	4-34-38	1.2	53-0	18	16	0	18	113	3.4
2010-11	31-0	392	12.6	28-84	.333	22-68	.324	15-17	.882	11-20-31	1.0	43-0	18	15	1	23	93	3.0
2011-12	12-0	223	18.6	27-62	.435	25-54	.463	3-5	.600	2-10-12	1.0	16-0	6	8	0	6	82	6.8
Totals	76-0	1046	13.8	87-245	.355	72-202	.356	42-49	.857	17-64-81	1.1	112-0	42	39	1	47	288	3.8

FT Routine: One dribble and shoot ... **Why No. 13?** He began his career as a walk-on; of the few options he was given at the time, he selected No. 13.

52 JORDAN McRAE SO Guard • 6-5 • 174 Midway, Ga. • Liberty County HS



- Team's top free-throw shooter (.857) and is second on the team in blocks (0.9 bpg).
- Ranks third on the team in scoring (11.5 ppg) and is shooting .400 from 3-point range.
- Led the Vols with 19 points at College of Charleston (12/14/11), draining four 3-pointers.
- Dished out a career-high five assists against No. 17 Pitt (12/3/11).
- Scored a career-high 25 points in back-to-back games (vs. Chaminade and Oakland).
- Shot 4-of-5 from 3-point range en route to 14 points vs. UNC Greensboro (11/11/11).
- Appeared in just 10 games last season, and his best game last year.
- Wore No. 1 last season but switched to No. 52 because he wanted a more unique number that wasn't connected to any well known Vols from the past.
- One of four Georgia natives on Tennessee's roster (joining Trae Golden, Jordan McRae and Cameron Tatum).
- Lives with fellow sophomore guard and former AAU teammate Trae Golden.

SEASON/CAREER HIGHS

Points

Season 25 two times, last vs. Oakland (11/28/11)
Career Same

Rebounds

Season 4 two times, last vs. The Citadel (12/29/11)
Career Same

Assists

Season 5 vs. Pittsburgh (12/3/11)
Career Same

Blocks

Season 2 four times, last vs. C of C (12/14/11)
Career 3 vs. Belmont (12/23/10)

Steals

Season 5 vs. Chaminade (11/23/11)
Career Same

Minutes

Season 33 vs. Oakland (11/28/11)
Career Same

Field Goals Made

Season 9 vs. Chaminade (11/23/11)
Career Same

Field Goals Attempted

Season 17 vs. Oakland (11/28/11)
Career Same

3-Pt. Field Goals Made

Season 5 vs. Chaminade (11/23/11)
Career Same

3-Pt. Field Goals Attempted

Season 8 two times, last vs. C of C (12/14/11)
Career Same

Free Throws Made

Season 8 vs. Oakland (11/28/11)
Career Same

Free Throws Attempted

Season 8 vs. Oakland (11/28/11)
Career Same



CONTENT BOOSTER

Use your smartphone to scan this code and access bonus content related to Jordan McRae.

2011-12 GAME-BY-GAME STATS

OPPONENT	DATE	St	MIN	FG-FGA	PCT	3FG-FGA	PCT	FT-FTA	PCT	OFF DEF TOT	PF	A	T/O	BLK	STL	PTS	
UNC Greensboro	11/11/11	g	25	4-7	.571	4-5	.800	2-2	1.000	0 2 2	0	3	0	0	2	14	
ULM	11/16/11	g	17	3-9	.333	1-5	.200	2-2	1.000	0 1 1	1	1	3	2	0	9	
vs. No. 6 Duke	11/21/11	g	28	3-10	.300	0-1	.000	5-6	.833	0 2 2	2	0	2	0	0	11	
vs. No. 8 Memphis	11/22/11	g	20	3-11	.273	2-4	.500	0-1	.000	0 1 1	0	1	0	1	2	0	8
vs. Chaminade	11/23/11	g	24	9-12	.750	5-7	.714	2-3	.667	0 1 1	1	1	3	1	5	25	
at Oakland	11/28/11	g	33	7-17	.412	3-8	.375	8-8	1.000	2 2 4	4	3	0	0	0	25	
No. 17 Pittsburgh	12/03/11	g	30	2-8	.250	1-4	.250	0-0	.000	0 1 1	1	1	5	1	2	0	5
Austin Peay	12/10/11	g	23	7-14	.500	0-3	.000	0-0	.000	0 2 2	4	3	3	0	3	14	
at CofC	12/14/11	g	32	6-12	.500	4-8	.500	3-4	.750	0 1 1	2	1	3	2	0	19	
UNC Asheville	12/20/11	g	10	0-4	.000	0-3	.000	0-0	.000	0 2 2	0	0	0	0	0	0	
ETSU	12/23/11	g	18	1-2	.500	1-2	.500	2-2	1.000	0 2 2	2	0	3	1	0	5	
The Citadel	12/29/11	g	23	1-6	.167	1-5	.200	0-0	.000	0 4 4	1	4	3	1	0	3	
Chattanooga																	
at Memphis																	
Florida																	
at Miss. State																	
Kentucky																	
at Georgia																	
UConn																	
at Vanderbilt																	
Auburn																	
at Kentucky																	
Georgia																	
South Carolina																	
at Florida																	
Arkansas																	
at Alabama																	
Ole Miss																	
at South Carolina																	
at LSU																	
Vanderbilt																	
SEC Tournament																	

PRODUCTION TRACKER

	Last Season	This Season	Career
Had a Double-Double	-	-	-
Scored 10+ Points	-	6	6
Scored 15+ Points	-	3	3
Scored 20+ Points	-	2	2
Double-Digit Assists	-	-	-
Led the Vols in Scoring	-	3	3
Led the Vols in 3-Pointers (Made)	-	3	3
Led the Vols in Blocks	1	4	5
Led the Vols in Assists	-	1	1
Led the Vols in Steals	1	3	4
Had 5+ Assists	-	1	1
Made 3+ 3-Pointers	-	4	4
Had 3+ Steals	-	2	2



CAREER STATS

	GP-GS	Min	Avg	FG-A	Pct	3FG-A	Pct	FT-A	Pct	Off-Def-Rebs	Avg	PF-FO	Ast	TO	Blk	Stl	Pts	Avg
2010-11	10-0	53	5.3	6-19	.316	1-9	.111	5-11	.455	2-6-8	0.8	5-0	0	5	4	2	18	1.8
2011-12	12-12	283	23.6	46-112	.411	22-55	.400	24-28	.857	2-21-23	1.9	18-0	22	23	11	10	138	11.5
Totals	22-12	336	15.3	52-131	.397	23-64	.359	29-39	.744	4-27-31	1.4	23-0	22	28	15	12	156	7.1

FT Routine: Dribble three times, inhale the good, exhale the bad, shoot ... **Why No. 52?** It's a unique number that isn't associated with any former well known Vols.

25 DWIGHT MILLER

RS-JR Forward • 6-8 • 240
Nassau, Bahamas • Midland (Texas) College



- Averaging 3.2 points and 1.8 rebounds in 8.3 minutes per game.
- Erupted for 13 points and seven rebounds (all in the first half) at College of Charleston (12/14/11).
- Scored eight points on 4-of-6 shooting against No. 8 Memphis (11/22/11).
- Had two points, one rebound and a steal off the bench vs. No. 6 Duke (11/21/11).
- Saw action during the final minute of the win over UNC Greensboro (11/11/11), logging one block.
- Was rated the 10th-best junior college prospect in the country by JucoJunction.com last year.
- Led Midland College to the 2011 NJCAA national championship game.
- Initially signed with Pittsburgh out of St. Pius X High School in Houston; he redshirted the 2008-09 season before appearing in 16 games as a redshirt freshman in 2009-10.
- Trains with former University of Houston and NBA standout Hakeem Olajuwon in the off-season.
- Writes an occasional blog for UTsports.com entitled "Dwight's Insight."

SEASON/CAREER HIGHS

Points

Season 13 vs. C of C (12/14/11)
 Career Same

Rebounds

Season 7 vs. C of C (12/14/11)
 Career Same

Assists

Season -
 Career *1 two times, last vs. Ohio (12/22/09)

Blocks

Season 2 two times, last vs. ETSU (12/23/11)
 Career Same

Steals

Season 1 four times, last vs. UNC Asheville (12/20/11)
 Career 1 six times, last vs. UNC Asheville (12/20/11)

Minutes

Season 18 vs. Memphis (11/22/11)
 Career Same

Field Goals Made

Season 6 vs. C of C (12/14/11)
 Career Same

Field Goals Attempted

Season 8 vs. C of C (12/14/11)
 Career Same

3-Pt. Field Goals Made

Season 1 vs. C of C (12/14/11)
 Career 1 two times, last vs. C of C (12/14/11)

3-Pt. Field Goals Attempted

Season 2 vs. C of C (12/14/11)
 Career 2 two times, last vs. C of C (12/14/11)

Free Throws Made

Season 1 vs. ULM (11/16/11)
 Career 1 two times, last vs. ULM (11/16/11)

Free Throws Attempted

Season 3 vs. ULM (11/16/11)
 Career Same

* Mark set while playing at University of Pittsburgh



CONTENT BOOSTER

Use your smartphone to scan this code and access bonus content related to Dwight Miller.

2011-12 GAME-BY-GAME STATS

OPPONENT	DATE	St	MIN	FG-FGA	PCT	3FG-FGA	PCT	FT-FTA	PCT	OFF	DEF	TOT	PF	A	T/O	BLK	STL	PTS
UNC Greensboro	11/11/11		2	0-0	.000	0-0	.000	0-0	.000	0	0	0	1	0	0	1	0	0
ULM	11/16/11	15	3-4	.750	0-0	.000	1-3	.333	2	4	6	3	0	0	0	0	1	7
vs. No. 6 Duke	11/21/11	9	1-4	.250	0-1	.000	0-1	.000	0	1	1	0	0	0	0	0	1	2
vs. No. 8 Memphis	11/22/11	18	4-6	.667	0-0	.000	0-0	.000	2	2	4	1	0	0	1	0	1	8
vs. Chaminade	11/23/11	7	0-2	.000	0-0	.000	0-0	.000	0	0	0	1	0	0	0	0	0	0
at Oakland	11/28/11	2	0-0	.000	0-0	.000	0-0	.000	0	0	0	1	0	1	0	0	0	0
No. 17 Pittsburg	12/03/11	13	2-3	.667	0-1	.000	0-0	.000	0	2	2	2	0	0	0	1	0	4
Austin Peay	12/10/11	7	1-2	.500	0-0	.000	0-0	.000	0	0	0	0	0	0	0	0	1	2
at CofC	12/14/11	13	6-8	.750	1-2	.500	0-0	.000	4	3	7	0	0	0	2	0	13	
UNC Asheville	12/20/11	6	0-1	.000	0-0	.000	0-0	.000	1	0	1	2	0	0	0	0	1	0
ETSU	12/23/11	3	0-0	.000	0-0	.000	0-0	.000	0	0	0	0	0	0	0	2	0	0
The Citadel	12/29/11	4	1-1	1.000	0-0	.000	0-0	.000	0	0	0	0	0	0	0	0	0	2
Chattanooga																		
at Memphis																		
Florida																		
at Miss. State																		
Kentucky																		
at Georgia																		
UConn																		
at Vanderbilt																		
Auburn																		
at Kentucky																		
Georgia																		
South Carolina																		
at Florida																		
Arkansas																		
at Alabama																		
Ole Miss																		
at South Carolina																		
at LSU																		
Vanderbilt																		
SEC Tournament																		

PRODUCTION TRACKER

	2011-12
Had a Double-Double	-
Scored 10+ Points	1
Scored 15+ Points	-
Scored 20+ Points	-
Double-Digit Rebounds	-
Led the Vols in Scoring	-
Led the Vols in Rebounding	-
Led the Vols in Steals	-
Led the Vols in Blocks	2
Made 3+ 3-Pointers	-
Had 3+ Steals	-
Had 3+ Blocks	-
Had 3+ Dunks	-



CAREER STATS


	GP-GS	Min	Avg	FG-A	Pct	3FG-A	Pct	FT-A	Pct	Off-Def-Rebs	Avg	PF-FO	Ast	TO	Blk	Stl	Pts	Avg
*2008-09	REDSHIRT																	
*2009-10	16-0	84	5.3	4-15	.267	1-7	.143	1-2	.500	3-15-18	1.1	11-0	2	7	4	2	10	0.6
*2011-12	12-0	99	8.3	18-31	.581	1-4	.250	1-4	.250	9-12-21	1.8	11-0	0	1	7	4	38	3.2

*at University of Pittsburgh

FT Routine: "I look up at the rim, take a breath, shrug my shoulders, let my shoulders down, take three dribbles, spin the ball, shrug my shoulders again then let it go."

15 ROB MURPHY

RS-JR Forward • 6-8 • 230
Brentwood, Tenn. • Lipscomb University



- Drained a free throw vs. The Citadel to log his first point as a Vol (12/29/11); also tallied one rebound and a steal in UT's win over the Bulldogs.
- Saw action at the Maui Invitational, playing the final three minutes of UT's win over Chaminade (11/23/11).
- Made his official Tennessee debut by playing the final minute of UT's win over UNC Greensboro (11/11/11).
- Sat out last season as a transfer from Lipscomb University in Nashville, Tenn.
- Was a two-time Atlantic Sun Conference All-Academic Team honoree while at Lipscomb.
- Attended the same high school (Brentwood Academy) as former Vols guard Josh Bone (2010-11), Dallas Mavericks forward Brandan Wright and Green Bay Packers center (and former Vol) Scott Wells.

SEASON/CAREER HIGHS

Points

Season 1 vs. The Citadel (12/29/11)
Career *15 vs. Oakland City (11/15/08)

Rebounds

Season 1 vs. The Citadel (12/29/11)
Career *6 vs. Oakland City (11/15/08)

Assists

Season -
Career *1 vs. Oakland City (11/15/08)

Blocks

Season -
Career *1 vs. Oakland City (11/15/08)

Steals

Season 1 vs. The Citadel (12/29/11)
Career 1 two times, last vs. The Citadel (12/29/11)

Minutes

Season 3 vs. Chaminade (11/23/11)
Career *18 vs. Oakland City (11/15/08)

Field Goals Made

Season -
Career *6 vs. Oakland City (11/15/08)

Field Goals Attempted

Season 1 vs. The Citadel (12/29/11)
Career *7 vs. Oakland City (11/15/08)

3-Pt. Field Goals Made

Season -
Career -

3-Pt. Field Goals Attempted

Season -
Career -

Free Throws Made

Season 1 vs. The Citadel (12/29/11)
Career *3 vs. Oakland City (11/15/08)

Free Throws Attempted


Season 2 vs. The Citadel (12/29/11)
Career *3 vs. Oakland City (11/15/08)

* Mark set while playing at Lipscomb University

2011-12 GAME-BY-GAME STATS

OPPONENT	DATE	St	MIN	FG-FGA	PCT	3FG-FGA	PCT	FT-FTA	PCT	OFF DEF TOT	PF	A	T/O	BLK	STL	PTS
UNC Greensboro	11/11/11		1	0-0	.000	0-0	.000	0-0	.000	0 0 0	0	0	0	0	0	0
ULM	11/16/11						DNP									
vs. No. 6 Duke	11/21/11						DNP									
vs. No. 8 Memphis	11/22/11						DNP									
vs. Chaminade	11/23/11	3	0-0	.000	0-0	.000	0-0	.000	0 0 0	0 0 0	0	0	0	0	0	0
at Oakland	11/28/11						DNP									
No. 17 Pittsburgh	12/03/11						DNP									
Austin Peay	12/10/11						DNP									
at CofC	12/14/11						DNP									
UNC Asheville	12/20/11						DNP									
ETSU	12/23/11						DNP									
The Citadel	12/29/11	1	0-1	.000	0-0	.000	1-2	.500	1 0 1	1 0 1	1	0	0	0	1	1
Chattanooga																
at Memphis																
Florida																
at Miss. State																
Kentucky																
at Georgia																
UConn																
at Vanderbilt																
Auburn																
at Kentucky																
Georgia																
South Carolina																
at Florida																
Arkansas																
at Alabama																
Ole Miss																
at South Carolina																
at LSU																
Vanderbilt																
SEC Tournament																

PRODUCTION TRACKER



CAREER STATS

	GP-GS	Min	Avg	FG-A	Pct	3FG-A	Pct	FT-A	Pct	Off-Def-Rebs	Avg	PF-FO	Ast	TO	Blk	Stl	Pts	Avg
*2008-09	9-0	37	4.1	8-10	.800	0-0	.000	8-9	.889	3-4-7	0.8	9-1	1	7	1	1	24	2.7
*2009-10	4-0	9	2.3	1-1	1.000	0-0	.000	6-6	1.000	0-3-3	0.8	4-0	0	0	0	0	8	2.0
2011-12	3-0	5	1.7	0-1	.000	0-0	.000	1-2	.500	1-0-1	0.3	1-0	0	0	0	1	1	0.3

*at Lipscomb University

FT Routine: "Catch the ball, deep breath, three dribbles, spin it to myself, I think a certain keyword that I cannot reveal, and then I let it go."

1 JOSH RICHARDSON

FR Guard • 6-6 • 186
Edmond, Okla. • Santa Fe HS



- A solid all-around player who is extremely versatile; His 14.5 minutes per game leads all UT newcomers.
- Averaging 3.2 points and 1.1 rebounds per game.
- Played a season-high 30 minutes vs. No. 8 Memphis and tallied eight points, two steals, one rebound and a block (11/22/11).
- Scored three points and recorded one blocked shot in his Vols debut vs. UNC Greensboro (11/11/11).
- Capable of playing both the 2 and 3 positions, and he also could fill in at point guard if called upon.
- Has gained more than 17 lbs. of muscle since enrolling at Tennessee in the summer.
- Chose UT over Georgia Tech, Oklahoma, Penn State and TCU; Plays classical piano.
- Lives with fellow freshman guard Wes Washpun.

SEASON HIGHS

Points

Season 11 vs. ULM (11/16/11)
Career Same

Rebounds

Season 3 vs. The Citadel (12/29/11)
Career Same

Assists

Season 4 vs. The Citadel (12/29/11)
Career Same

Blocks

Season 2 two times, last vs. Oakland (11/28/11)
Career Same

Steals

Season 2 three times, last vs. C of C (12/14/11)
Career Same

Minutes

Season 31 vs. Memphis (11/22/11)
Career Same

Field Goals Made

Season 4 vs. ULM (11/16/11)
Career Same

Field Goals Attempted

Season 7 vs. ULM (11/16/11)
Career Same

3-Pt. Field Goals Made

Season 2 vs. Memphis (11/22/11)
Career Same

3-Pt. Field Goals Attempted

Season 4 vs. Memphis (11/22/11)
Career Same

Free Throws Made

Season 3 vs. UNC Asheville (12/20/11)
Career Same

Free Throws Attempted

Season 4 vs. Memphis (11/22/11)
Career Same



CONTENT BOOSTER

Use your smartphone to scan this code and access bonus content related to Josh Richardson.

2011-12 GAME-BY-GAME STATS

OPPONENT	DATE	St	MIN	FG-FGA	PCT	3FG-FGA	PCT	FT-FTA	PCT	OFF DEF TOT	PF	A	T/O	BLK	STL	PTS
UNC Greensboro	11/11/11		14	1-2	.500	0-1	.000	1-2	.500	1 0 1	1	0	1	1	0	3
ULM	11/16/11		18	4-7	.571	1-3	.333	2-2	1.000	1 1 2	1	2	0	0	2	11
vs. No. 6 Duke	11/21/11		10	0-0	.000	0-0	.000	0-0	.000	0 1 1	2	0	0	1	0	0
vs. No. 8 Memphis	11/22/11		31	2-4	.500	2-4	.500	2-4	.500	0 1 1	4	1	2	1	2	8
vs. Chaminade	11/23/11		22	1-4	.250	0-1	.000	0-0	.000	1 0 1	2	3	2	2	0	2
at Oakland	11/28/11		6	0-2	.000	0-1	.000	0-0	.000	0 0 0	2	0	0	2	1	0
No. 17 Pittsburgh	12/03/11		9	0-1	.000	0-0	.000	0-0	.000	1 0 1	1	1	0	0	0	0
Austin Peay	12/10/11		10	2-4	.500	1-2	.500	0-0	.000	1 0 1	3	0	2	0	0	5
at CoFC	12/14/11		19	1-2	.500	0-1	.000	0-0	.000	1 1 2	0	3	2	0	2	2
UNC Asheville	12/20/11		12	1-3	.333	0-0	.000	3-3	1.000	0 0 0	2	0	0	1	0	5
ETSU	12/23/11		5	0-1	.000	0-1	.000	0-2	.000	0 0 0	1	0	1	1	0	0
The Citadel	12/29/11		18	1-4	.250	0-1	.000	0-0	.000	1 2 3	3	4	2	0	1	2
Chattanooga																
at Memphis																
Florida																
at Miss. State																
Kentucky																
at Georgia																
UConn																
at Vanderbilt																
Auburn																
at Kentucky																
Georgia																
South Carolina																
at Florida																
Arkansas																
at Alabama																
Ole Miss																
at South Carolina																
at LSU																
Vanderbilt																
SEC Tournament																

PRODUCTION TRACKER

	2011-12
Had a Double-Double	-
Scored 10+ Points	1
Scored 15+ Points	-
Scored 20+ Points	-
Double-Digit Assists	-
Led the Vols in Scoring	-
Led the Vols in 3-Pointers (Made)	1
Led the Vols in Rebounding	-
Led the Vols in Assists	-
Led the Vols in Steals	2
Had 5+ Assists	-
Made 3+ 3-Pointers	-
Had 3+ Steals	-



CAREER STATS

	GP-GS	Min	Avg	FG-A	Pct	3FG-A	Pct	FT-A	Pct	Off-Def-Rebs	Avg	PF-FO	Ast	TO	Blk	Stl	Pts	Avg
2011-12	12-0	174	14.5	13-34	.382	4-15	.267	8-13	.615	7-6-13	1.1	22-0	14	12	9	8	38	3.2

Post-Basketball Aspiration: Surgeon (admires Ben Carson) ... **Why No. 1?** He wore No. 1 all the way until he got to high school, where it was taken; now he says he's "back to his roots."

14 TYLER SUMMITT

RS-SO Guard • 6-1 • 180
Knoxville, Tenn. • Webb School



- Appeared in Tennessee's win over The Citadel (12/29/11).
- Saw action at the Maui Invitational, playing the final three minutes of UT's win over Chaminade (11/23/11).
- Was limited more than two months with a left wrist injury that required surgery (performed Aug. 24), but was cleared on Nov. 10 to resume full-contact work.
- Was featured on ABC's primetime show *20/20* on Nov. 4, as Robin Roberts highlighted his mother, legendary Lady Vols head coach Pat Summitt, who was recently diagnosed with early-onset dementia.
- Appeared in four games last season.
- Is on track to graduate in May with a degree in Communications (with a Business minor).
- Attended the NCAA's "Career in Sports Forum" in Indianapolis this past summer.
- Has made six National Championship trips to the White House with the Lady Vols.
- Is enrolled in UT's Chancellor's Honors Program.

SEASON HIGHS

Points

Season -
 Career 3 vs. Middle Tennessee (11/30/10)

Rebounds

Season -
 Career 1 vs. Chattanooga (11/12/10)

Assists

Season -
 Career -

Blocks

Season -
 Career -

Steals

Season -
 Career -

Minutes

Season 1 two times, last vs. The Citadel (12/29/11)
 Career 3 vs. LSU (1/26/11)

Field Goals Made

Season -
 Career 1 vs. Middle Tennessee (11/30/10)

Field Goals Attempted

Season -
 Career 1 vs. Middle Tennessee (11/30/10)

3-Pt. Field Goals Made

Season -
 Career 1 vs. Middle Tennessee (11/30/10)

3-Pt. Field Goals Attempted

Season -
 Career 1 vs. Middle Tennessee (11/30/10)

Free Throws Made

Season -
 Career -

Free Throws Attempted

Season -
 Career -



CONTENT BOOSTER


Use your smartphone to scan this code and access bonus content related to Tyler Summitt.

2011-12 GAME-BY-GAME STATS

OPPONENT	DATE	St	MIN	FG-FGA	PCT	3FG-FGA	PCT	FT-FTA	PCT	OFF DEF TOT	PF	A	T/O	BLK	STL	PTS	
UNC Greensboro	11/11/11																DNP
ULM	11/16/11																DNP
vs. No. 6 Duke	11/21/11																DNP
vs. No. 8 Memphis	11/22/11																DNP
vs. Chaminade	11/23/11	1		0-0	.000	0-0	.000	0-0	.000	0 0 0	0	0	0	0	0	0	0
at Oakland	11/28/11																DNP
No. 17 Pittsburgh	12/03/11																DNP
Austin Peay	12/10/11																DNP
at CofC	12/14/11																DNP
UNC Asheville	12/20/11																DNP
ETSU	12/23/11																DNP
The Citadel	12/29/11	1		0-0	.000	0-0	.000	0-0	.000	0 0 0	1	0	0	0	0	0	0
Chattanooga																	
at Memphis																	
Florida																	
at Miss. State																	
Kentucky																	
at Georgia																	
UConn																	
at Vanderbilt																	
Auburn																	
at Kentucky																	
Georgia																	
South Carolina																	
at Florida																	
Arkansas																	
at Alabama																	
Ole Miss																	
at South Carolina																	
at LSU																	
Vanderbilt																	
SEC Tournament																	

PRODUCTION TRACKER

	2011-12
Had a Double-Double	-
Scored 10+ Points	-
Scored 15+ Points	-
Scored 20+ Points	-
Double-Digit Assists	-
Led the Vols in Scoring	-
Led the Vols in 3-Pointers (Made)	-
Led the Vols in Rebounding	-
Led the Vols in Assists	-
Led the Vols in Steals	-
Had 5+ Assists	-
Made 3+ 3-Pointers	-
Had 3+ Steals	-



CAREER STATS

	GP-GS	Min	Avg	FG-A	Pct	3FG-A	Pct	FT-A	Pct	Off-Def-Rebs	Avg	PF-FO	Ast	TO	Blk	Stl	Pts	Avg
2010-11	4-0	7	1.8	1-1	1.000	1-1	1.000	0-0	.000	0-1-1	0.3	0-0	0	1	0	0	3	0.8
2011-12	2-0	2	1.0	0-0	.000	0-0	.000	0-0	.000	0-0-0	0.0	1-0	0	0	0	0	0	0.0
Totals	6-0	9	1.5	1-1	1.000	1-1	1.000	0-0	.000	0-1-1	0.2	1-0	0	1	0	0	3	0.5

Free-Throw Routine: Two dribbles, then a spin ... **Why No. 14?** His mother wore No. 14 during the 1976 Montreal Olympics (the United States won silver).

23 CAMERON TATUM

RS-SR Guard • 6-7 • 193
Lithonia, Ga. • The Patterson School



- The team's top-rebounding guard with 3.8 rpg; graduated Dec. 9 with a degree in Africana Studies.
- Shooting .449 from 3-point range and ranks fourth on the team with 10.4 points per game.
- Made four 3-pointers and grabbed seven boards during a 17-point effort vs. UNC Asheville (12/20/11).
- Logged his first career double-double (13 points, 10 rebounds) in the loss to No. 17 Pitt (12/3/11).
- Scored a season-high 19 points with five rebounds and three assists at Oakland (11/28/11).
- Totaled 12 points, five rebounds and four assists vs. Chaminade in Maui (11/23/11).
- Is just 72 points shy of becoming the 44th all-time member of Tennessee's "1,000-Point Club."
- Has a team-high 55 career starts.
- Has scored 10 or more points 40 times during his Tennessee career.
- If he plays in all of UT's regular-season games this year, he will finish his career ranked second on the school's all-time games-played list (135). Rob Jones holds the record with 142 games played from 1983-86.

SEASON/CAREER HIGHS

Points

Season 19 vs. Oakland (11/28/11)
Career 22 vs. Gonzaga (1/7/09)

Rebounds

Season 10 vs. Pittsburgh (12/3/11)
Career Same

Assists

Season 4 three times, last vs. Chaminade (11/23/11)
Career 5 two times, last vs. Missouri State (11/17/10)

Blocks

Season 1 vs. Oakland (11/28/11)
Career 2 five times, last vs. Arkansas (3/10/11)

Steals

Season 2 two times, last vs. Pittsburgh (12/3/11)
Career 4 two times, last vs. East Carolina (11/20/09)

Minutes

Season 36 vs. ETSU (12/23/11)
Career 38 vs. Alabama (2/5/11)

Field Goals Made

Season 6 vs. Oakland (11/28/11)
Career 8 vs. Gonzaga (1/7/09)

Field Goals Attempted

Season 12 two times, last vs. Pittsburgh (12/3/11)
Career 16 vs. Gonzaga (1/7/09)

3-Pt. Field Goals Made

Season 4 vs. UNC Asheville (12/20/11)
Career 5 two times, last vs. Gonzaga (1/7/09)

3-Pt. Field Goals Attempted

Season 6 two times, last vs. Pittsburgh (12/3/11)
Career 10 two times, last at Georgia (1/10/09)

Free Throws Made

Season 4 vs. Oakland (11/28/11)
Career 6 vs. Belmont (11/16/10)

Free Throws Attempted

Season 4 two times, last vs. UNC Asheville (12/20/11)
Career 10 at Southern California (12/19/09)



CONTENT BOOSTER

Use your smartphone to scan this code and access bonus content related to Cameron Tatum.

2011-12 GAME-BY-GAME STATS

OPPONENT	DATE	St	MIN	FG-FGA	PCT	3FG-FGA	PCT	FT-FTA	PCT	OFF DEF TOT	PF	A	T/O	BLK	STL	PTS
UNC Greensboro	11/11/11	g	24	2-5	.400	2-3	.667	1-2	.500	0 2 2	1	4	2	0	0	7
ULM	11/16/11	g	31	4-10	.400	3-6	.500	2-3	.667	1 3 4	1	2	0	0	2	13
vs. No. 6 Duke	11/21/11	g	29	4-8	.500	0-0	.000	2-3	.667	0 5 5	1	4	0	0	0	10
vs. No. 8 Memphis	11/22/11	g	31	2-7	.286	1-4	.250	2-2	1.000	0 1 1	3	0	1	0	0	7
vs. Chaminade	11/23/11	g	23	5-7	.714	2-4	.500	0-0	.000	0 5 5	1	4	2	0	0	12
at Oakland	11/28/11	g	34	6-12	.500	3-5	.600	4-4	1.000	1 4 5	0	3	3	1	1	19
No. 17 Pittsburgh	12/03/11	g	34	5-12	.417	2-6	.333	1-2	.500	0 10 10	1	1	4	0	2	13
Austin Peay	12/10/11	g	30	0-6	.000	0-2	.000	1-2	.500	0 0 0	2	3	2	0	0	1
at CoC	12/14/11	g	19	1-6	.167	0-4	.000	0-0	.000	0 3 3	1	3	2	0	0	2
UNC Asheville	12/20/11	g	31	5-8	.625	4-5	.800	3-4	.750	2 5 7	4	3	0	0	0	17
ETSU	12/23/11	g	36	4-8	.500	3-5	.600	2-2	1.000	0 2 2	3	1	2	0	1	13
The Citadel	12/29/11	g	19	3-6	.500	2-5	.400	0-0	.000	0 2 2	0	2	3	0	1	8
Chattanooga																
at Memphis																
Florida																
at Miss. State																
Kentucky																
at Georgia																
UConn																
at Vanderbilt																
Auburn																
at Kentucky																
Georgia																
South Carolina																
at Florida																
Arkansas																
at Alabama																
Ole Miss																
at South Carolina																
at LSU																
Vanderbilt																
SEC Tournament																

PRODUCTION TRACKER

	Last Season	This Season	Career
Had a Double-Double	-	1	1
Scored 10+ Points	14	7	40
Scored 15+ Points	4	2	10
Scored 20+ Points	1	-	2
Double-Digit Assists	-	-	-
Led the Vols in Scoring	2	3	6
Led the Vols in 3-Pointers (Made)	10	3	25
Led the Vols in Rebounding	-	-	1
Led the Vols in Assists	8	2	13
Led the Vols in Steals	9	2	21
Had 5+ Assists	1	-	3
Made 3+ 3-Pointers	2	4	15
Had 3+ Steals	3	-	5



CAREER STATS

	GP-GS	Min	Avg	FG-A	Pct	3FG-A	Pct	FT-A	Pct	Off-Def-Rebs	Avg	PF-FO	Ast	TO	Blk	Stl	Pts	Avg
2007-08	7-0	74	10.6	13-26	.500	3-8	.375	6-14	.429	4-12-16	2.3	8-0	6	8	2	8	35	5.0
2008-09	34-4	626	18.4	91-217	.419	43-134	.321	32-53	.604	23-53-76	2.2	52-0	30	41	6	17	257	7.6
2009-10	29-6	491	16.9	75-156	.481	28-72	.389	38-56	.679	12-51-63	2.2	50-0	31	26	3	16	216	7.4
2010-11	34-33	857	25.2	97-259	.375	34-125	.272	70-105	.667	27-78-105	3.1	63-0	78	57	12	30	298	8.8
2011-12	12-12	341	28.4	41-95	.432	22-49	.449	18-24	.750	4-42-46	3.8	18-0	30	21	1	7	122	10.2
Totals	116-55	2389	20.6	317-753	.421	130-388	.335	164-252	.651	70-236-306	2.6	191-0	175	153	24	78	928	8.0

4 WES WASHPUN

FR Guard • 6-1 • 163
Cedar Rapids, Iowa • Washington HS



- One of the quickest players and highest leapers on the Vols' roster this season.
- True freshman played 81 consecutive minutes without a turnover during a six-game span in Nov.-Dec.
- In 33 total minutes against No. 6 Duke and No. 8 Memphis in Maui, he had four point and zero turnovers.
- Played 19 minutes vs. No. 6 Duke when Trae Golden got into foul trouble and recorded two points and two steals while never turning the ball over in an efficient effort running the point.
- Managed two points and two assists in his Tennessee debut vs. UNC Greensboro (11/11/11).
- Became Cuonzo Martin's first Tennessee signee on April 14, 2011.
- Tennessee strength and conditioning coach Troy Wills had this to say about Washpun: "Wes is one of the most athletic kids we've had in a while. He's got a 41-inch vertical and recorded a time in the pro agility test that is comparable to a lot of the better defenders I've worked with in the past seven years."
- Lives with fellow freshman guard Josh Richardson.

SEASON HIGHS

Points

Season 3 vs. Oakland (11/28/11)
Career Same

Rebounds

Season 3 three times, last vs. The Citadel (12/29/11)
Career Same

Assists

Season 4 vs. Chaminade (11/23/11)
Career Same

Blocks

Season 1 four times, last vs. The Citadel (12/29/11)
Career Same

Steals

Season 2 vs. Duke (11/21/11)
Career Same

Minutes

Season 20 vs. Chaminade (11/23/11)
Career Same

Field Goals Made

Season 1 four times, last vs. UNC Asheville (12/20/11)
Career Same

Field Goals Attempted

Season 3 two times, last vs. ETSU (12/23/11)
Career Same

3-Pt. Field Goals Made

Season -
Career -

3-Pt. Field Goals Attempted

Season 1 three times, last vs. ETSU (12/23/11)
Career Same

Free Throws Made

Season 2 vs. UNC Greensboro (11/11/11)
Career Same

Free Throws Attempted

Season 3 vs. UNC Greensboro (11/11/11)
Career Same



CONTENT BOOSTER

Use your smartphone to scan this code and access bonus content related to Wes Washpun.

2011-12 GAME-BY-GAME STATS

OPPONENT	DATE	St	MIN	FG-FGA	PCT	3FG-FGA	PCT	FT-FTA	PCT	OFF DEF TOT	PF	A	T/O	BLK	STL	PTS
UNC Greensboro	11/11/11		12	0-1	.000	0-0	.000	2-3	.667	0 0 0	3	2	3	0	0	2
ULM	11/16/11															DNP
vs. No. 6 Duke	11/21/11		19	1-2	.500	0-0	.000	0-0	.000	0 1 1	1	0	0	0	2	2
vs. No. 8 Memphis	11/22/11		14	1-2	.500	0-1	.000	0-0	.000	0 1 1	1	1	1	0	1	0
vs. Chaminade	11/23/11		20	0-2	.000	0-1	.000	1-2	.500	0 2 2	1	4	0	1	0	1
at Oakland	11/28/11		16	1-2	.500	0-0	.000	1-2	.500	0 1 1	2	3	0	1	0	3
No. 17 Pittsburgh	12/03/11		6	0-0	.000	0-0	.000	0-0	.000	0 0 0	1	0	0	0	0	0
Austin Peay	12/10/11		10	0-3	.000	0-0	.000	0-0	.000	2 1 3	2	1	2	0	1	0
at CoFC	12/14/11															DNP
UNC Asheville	12/20/11		10	1-2	.500	0-0	.000	0-0	.000	2 1 3	0	2	0	0	1	2
ETSU	12/23/11		10	0-3	.000	0-1	.000	0-0	.000	0 1 1	1	2	2	0	0	0
The Citadel	12/29/11		14	0-1	.000	0-0	.000	0-0	.000	1 2 3	3	1	0	1	1	0
Chattanooga																
at Memphis																
Florida																
at Miss. State																
Kentucky																
at Georgia																
UConn																
at Vanderbilt																
Auburn																
at Kentucky																
Georgia																
South Carolina																
at Florida																
Arkansas																
at Alabama																
Ole Miss																
at South Carolina																
at LSU																
Vanderbilt																
SEC Tournament																

PRODUCTION TRACKER

	2011-12
Had a Double-Double	-
Scored 10+ Points	-
Scored 15+ Points	-
Scored 20+ Points	-
Double-Digit Assists	-
Led the Vols in Scoring	-
Led the Vols in 3-Pointers (Made)	-
Led the Vols in Rebounding	-
Led the Vols in Assists	1
Led the Vols in Steals	2
Had 5+ Assists	-
Made 3+ 3-Pointers	-
Had 3+ Steals	-



CAREER STATS

	GP-GS	Min	Avg	FG-A	Pct	3FG-A	Pct	FT-A	Pct	Off-Def-Rebs	Avg	PF-FO	Ast	TO	Blk	Stl	Pts	Avg
2011-12	10-0	131	13.1	4-18	.222	0-3	.000	4-7	.571	5-10-15	1.5	14-0	16	7	4	5	12	1.2

FT Routine: "My dad took dribbles out of my free-throw routine when I was young because I did it too much. Now it's bend my knees, two spins and up."

3 RENALDO WOOLRIDGE

SR Forward • 6-9 • 215
Sherman Oaks, Calif. • Harvard-Westlake HS



- Ranks third on the team in rebounding (4.2 rpg) and is the team's second-leading bench scorer (6.4 ppg).
- Had 10 points and three rebounds off the bench in the win over The Citadel (12/29/11).
- Scored career-high 17 points on 7-of-12 shooting in UT's win over UNC Asheville (12/20/11).
- Tallied 11 points and also grabbed six rebounds vs. Chaminade in Maui (11/23/11).
- Scored 11 points and tied a career-high with eight rebounds vs. UNC Greensboro (11/11/11).
- On track to graduate this academic year with a degree in Sociology.
- Saw limited playing time last season, appearing in just eight games and scoring only 13 total points.
- His older brother, Zach, played basketball at Princeton (2005-08) and graduated with a degree in Operations Research & Financial Engineering. And his younger sister, Tiana, is a freshman volleyball player at Princeton.
- His hip-hop persona, Swiperboy, is "verified" on Twitter (@Swiperboy).

SEASON/CAREER HIGHS

Points

Season 17 vs. UNC Asheville (12/20/11)
Career Same

Rebounds

Season 8 vs. UNC Greensboro (11/11/11)
Career 8 three times, last vs. UNC Greensboro (11/11/11)

Assists

Season 2 two times, last vs. ETSU (12/23/11)
Career 3 two times, last vs. North Carolina A&T (12/23/09)

Blocks

Season 1 three times, last vs. ETSU (12/23/11)
Career 2 five times, last vs. Villanova (11/26/10)

Steals

Season 1 vs. UNC Greensboro (11/11/11)
Career 1 12 times, last vs. UNC Greensboro (11/11/11)

Minutes

Season 26 vs. UNC Greensboro (11/11/11)
Career 34 vs. Kansas (1/10/10)

Field Goals Made

Season 7 vs. UNC Asheville (12/20/11)
Career Same

Field Goals Attempted

Season 12 vs. UNC Asheville (12/20/11)
Career Same

3-Pt. Field Goals Made

Season 3 vs. UNC Asheville (12/20/11)
Career 4 vs. Kansas (1/10/10)

3-Pt. Field Goals Attempted

Season 6 vs. UNC Asheville (12/20/11)
Career 7 vs. Belmont (12/20/08)

Free Throws Made

Season 1 three times, last vs. Chaminade (11/23/11)
Career 3 at Alabama (1/19/10)

Free Throws Attempted

Season 2 two times, last vs. Duke (11/21/11)
Career 5 at Alabama (1/19/10)



CONTENT BOOSTER

Use your smartphone to scan this code and access bonus content related to Renaldo Woolridge.

2011-12 GAME-BY-GAME STATS

OPPONENT	DATE	St	MIN	FG-FGA	PCT	3FG-FGA	PCT	FT-FTA	PCT	OFF DEF TOT	PF	A	T/O	BLK	STL	PTS
UNC Greensboro	11/11/11		26	4-6	.667	2-3	.667	1-2	.500	1 7 8	3	0	1	0	1	11
ULM	11/16/11		15	0-4	.000	0-2	.000	0-0	.000	0 5 5	0	0	0	1	0	0
vs. No. 6 Duke	11/21/11		15	1-3	.333	0-1	.000	1-2	.500	1 2 3	3	0	2	0	0	3
vs. No. 8 Memphis	11/22/11		6	1-2	.500	0-0	.000	0-0	.000	1 4 5	0	0	0	0	0	2
vs. Chaminade	11/23/11		24	4-6	.667	2-2	1.000	1-1	1.000	0 6 6	3	0	1	1	0	11
at Oakland	11/28/11		10	2-5	.400	0-1	.000	0-0	.000	2 1 3	4	0	0	0	0	4
No. 17 Pittsburgh	12/03/11															DNP
Austin Peay	12/10/11															DNP
at CoFC	12/14/11		9	0-5	.000	0-2	.000	0-0	.000	2 1 3	2	0	0	0	0	0
UNC Asheville	12/20/11		23	7-12	.583	3-6	.500	0-0	.000	0 3 3	4	2	2	0	0	17
ETSU	12/23/11		19	3-6	.500	0-1	.000	0-0	.000	1 2 3	1	2	0	1	0	6
The Citadel	12/29/11		19	4-6	.667	1-1	1.000	1-2	.500	0 3 3	0	0	0	0	0	10
Chattanooga																
at Memphis																
Florida																
at Miss. State																
Kentucky																
at Georgia																
UConn																
at Vanderbilt																
Auburn																
at Kentucky																
Georgia																
South Carolina																
at Florida																
Arkansas																
at Alabama																
Ole Miss																
at South Carolina																
at LSU																
Vanderbilt																
SEC Tournament																

PRODUCTION TRACKER

	Last Season	This Season	Career
Had a Double-Double	-	-	-
Scored 10+ Points	-	4	8
Scored 15+ Points	-	1	1
Scored 20+ Points	-	-	-
Double-Digit Rebounds	-	-	-
Led the Vols in Scoring	-	1	1
Led the Vols in Rebounding	-	1	4
Led the Vols in Steals	-	-	1
Led the Vols in Blocks	1	-	7
Had 3+ Steals	-	-	-
Had 3+ Blocks	-	-	-



CAREER STATS

	GP-GS	Min	Avg	FG-A	Pct	3FG-A	Pct	FT-A	Pct	Off-Def-Rebs	Avg	PF-FO	Ast	TO	Blk	Stl	Pts	Avg
2008-09	32-6	283	8.8	28-90	.311	19-69	.275	9-17	.529	14-29-43	1.3	31-0	17	11	8	4	84	2.6
2009-10	28-10	365	13.0	33-86	.384	15-47	.319	14-24	.583	23-57-80	2.9	38-0	9	24	11	7	95	3.4
2010-11	8-0	72	9.0	6-17	.353	0-8	.000	1-2	.500	3-8-11	1.4	9-0	4	4	2	0	13	1.6
2011-12	10-0	166	16.6	26-55	.473	8-19	.421	4-7	.571	8-34-42	4.2	20-0	4	6	3	1	64	6.4
Totals	78-16	886	11.4	93-248	.375	42-143	.294	28-50	.560	48-128-176	2.3	98-0	34	45	24	12	256	3.3

Do you have any famous contacts in your phone? "Yeah, I have Jerry West, Willis Reed, Gale Sayers, Lil' Romeo... (hip-hop star) Sean Kingston is my most recent addition."

BROADCAST MEDIA CHEAT SHEET (Probable starters noted with black numbers)



0

YEMI MAKANJUOLA

Pronounced: YEH-mee MACK-in-JEW-luh

GP/GS	PPG	RPG	APG	BPG	FG%	FT%
11-12	10/0	3.6	3.8	0.2	0.4	.727
Career	Highs	Pts: 18	Reb: 11	Blk: 2	Stl: 2	Min: 13

Fr. • C • 6-9 • 244 • Lagos, Nigeria/Word of God (N.C.) Acad.

- Scored 18 straight points for UT and also grabbed 11 rebounds during the win over The Citadel (12/29/11)
- Posted six points and a team-high seven rebounds in the win over Chamaine in Maui (11/23/11)
- Gave the Vols 13 strong minutes off the bench vs. No. 6 Duke (11/21/11), with four points and two rebounds
- Moved to U.S. in Jan. 2010 to attend Oak Hill (Va.) Academy; transferred to Word of God (N.C.) for senior year



1

JOSH RICHARDSON

GP/GS	PPG	RPG	APG	FG%	3FG%	FT%
11-12	12/0	3.2	1.1	1.2	.382	.267
Career	Highs	Pts: 11	Reb: 3	Asst: 4	Stl: 2	Min: 31

Fr. • G • 6-6 • 186 • Edmond, Okla./Santa Fe HS

- Averaging 3.2 points and 1.1 rebounds; His 14.5 minutes per game are the most among Vols newcomers
- Scored eight points with a block and two steals in a season-high 31 minutes vs. Memphis (11/22/11)
- Played 14 mins in his UT debut and totaled three points with one rebound and one block vs. UNCG
- Plays classical piano; father, Michael, is an Oklahoma City firefighter, mother, Alice, is an ordained minister



3

RENALDO WOOLRIDGE

GP/GS	PPG	RPG	APG	FG%	3FG%	FT%
11-12	10/0	6.4	4.2	0.4	.473	.421
Career	Highs	78/16	3.3	2.3	0.4	.375
Career	Highs	Pts: 17	Reb: 8	Asst: 3	Stl: 1	Min: 34

Sr. • F • 6-9 • 215 • Sherman Oaks, Calif./Harvard-Westlake HS

- UT's third-leading rebounder (4.2 rpg) and second-leading bench scorer (6.4 ppg)
- Scored career-high 17 points on 7-of-12 shooting in win over UNC Asheville (12/20/11)
- Tied a career-high with eight rebounds vs. UNCG (11/11/11) and also tallied 11 points in 26 mins off the bench
- Father Orlando Woolridge started at Notre Dame and played 13 years in NBA; brother Zach played at Princeton



4

WES WASHPUN

GP/GS	PPG	APG	SPG	FG%	3FG%	FT%
11-12	10/0	1.2	1.6	0.5	.222	.000
Career	Highs	Pts: 3	Reb: 3	Asst: 4	Stl: 2	Min: 20

Fr. • G • 6-1 • 163 • Cedar Rapids, Iowa/Washington HS

- Had a streak of 81 consecutive minutes played without a turnover spanning six games in Nov.-Dec.
- Played 33 minutes against a pair of top-10 teams (Duke & Memphis) without a turnover in Maui
- Ran the team well out of necessity vs. No. 6 Duke (11/21/11) when Golden got into foul trouble (19 mins)
- Averaged 18.0 ppg, 5.4 rpg, 4.0 apg, 3.7 steals, 2.1 blocks per game as a senior



11

TRAE GOLDEN

Pronounced: TRAY

GP/GS	PPG	RPG	APG	FG%	3FG%	FT%
11-12	12/12	13.0	2.9	5.7	.425	.327
Career	Highs	43/13	5.8	1.7	3.2	.368
Career	Highs	Pts: 29	Reb: 6	Asst: 11	Stl: 3	Min: 42

So. • G • 6-1 • 209 • Powder Springs, Ga./McEachern HS

- Nasal fracture surgery Dec. 30; leads the SEC in assists (5.7 apg) and is the team's top scorer (13.0 ppg)
- Averaged 14.7 points, 5.3 assists and 3.7 rebounds in three games at the Maui Invitational
- SEC POW after 29-point outing vs. UNCG; had never previously scored in double figures; shot 5-9 from 3FGs
- Georgia's Mr. Basketball as a senior at McEachern HS in 2009-10, averaging 29.8 ppg, 4.3 rpg, 5.1 apg



13

SKYLAR McBEE

GP/GS	PPG	RPG	APG	FG%	3FG%	FT%
11-12	12/0	6.8	1.0	0.5	.435	.600
Career	Highs	76/0	3.8	1.1	0.6	.355
Career	Highs	Pts: 15	Reb: 6	Asst: 4	Stl: 3	Min: 30

Jr. • G • 6-3 • 199 • Rutledge, Tenn./Grainger HS

- Ranks third in the SEC in 3-point percentage (.463) and is UT's top bench scorer (6.8 ppg)
- Has made at least three 3-pointers in four of Tennessee's last five games
- Set career-highs for points (15), 3-pointers made and attempted (5-9) and mins (30) vs. ULM (11/16/11)
- Hit the "shot heard 'round America" on 1/10/10 with 3-pointer to knock off No. 1 and unbeaten Kansas



20

KENNY HALL

GP/GS	PPG	RPG	APG	BPG	FG%	FT%
11-12	12/12	7.2	5.3	0.4	1.3	.611
Career	Highs	72/16	3.7	3.0	0.2	0.5
Career	Highs	Pts: 16	Reb: 12	Asst: 2	Blk: 3	Min: 28

Jr. • F • 6-9 • 222 • Stone Mountain, Ga./Redan HS

- Leads the team in blocks (1.3 bpg) and is team's second-leading rebounder (5.3 rpg)
- First double-double of the season was a 12-point, 10-rebound outing vs. Austin Peay (12/10/11); 5-5 from field
- Had 11 points on 4-of-6 shooting and grabbed six rebounds (four offensive) vs. No. 8 Memphis (11/22/11)
- Played mostly as UT's third center in 2010-11, averaging 2.0 ppg, 1.8 rpg in 25 games (one start)



23

CAMERON TATUM

GP/GS	PPG	RPG	APG	FG%	3FG%	FT%
11-12	12/12	10.2	3.8	2.5	.432	.449
Career	Highs	116/55	8.0	2.6	1.5	.421
Career	Highs	Pts: 22	Reb: 10	Asst: 5	Stl: 4	Min: 38

R-Sr. • G • 6-1 • 193 • Lithonia, Ga./Patterson School

- Shooting .449 from 3-point range and is fourth on the team with 10.2 ppg
- Has more career 10-point games (39) than any other Vol has career starts; graduated Dec. 9 (Africana studies)
- Recorded his first career double-double in UT's loss to No. 17 Pitt (12/3/11), posting 13 points and 10 rebounds
- Was 4-of-5 from 3FG en route to 17 points in win over UNC Asheville (12/20/11); Also had seven rebounds



24

BRANDON LOPEZ

GP/GS	PPG	RPG	APG	FG%	3FG%	FT%
11-12	4/0	0.0	0.3	0.0	-	-
Career	Highs	Pts: 0	Reb: 1	Asst: 0	Stl: 0	Min: 3

Fr. • G • 6-1 • 179 • Knoxville, Tenn./Austin-East HS

- Preferred walk-on is one of the toughest and hardest-working players on Tennessee's roster
- Averaged 25.6 ppg as a HS senior and recorded three double-doubles (points, rebounds)
- Attended same HS as Tennessee 1,000-point scorer Rob Jones (1983-86)
- Carried an impressive 3.9 GPA in high school; Aspires to be a basketball coach one day



25

DWIGHT MILLER

GP/GS	PPG	RPG	APG	FG%	3FG%	FT%
11-12	12/0	3.2	1.8	0.0	.581	.250
Career	Highs	Pts: 13	Reb: 7	Blk: 2	Stl: 1	Min: 18

R-Jr. • F • 6-8 • 240 • Nassau, Bahamas/St. Pius X HS

- Had season-highs for points (13), rebounds (7) and blocks (2) at College of Charleston (12/14/11)
- Tallied eight points, four rebounds and a block in 18 minutes off the bench vs. No. 8 Memphis (11/22/11)
- Is second UT player from the Bahamas, joining Ian Lockhart (1987-90); Has trained with Hakeem Olajuwon
- Maintains a blog on UTsports.com "Dwight's Insight", the world through the eyes of an int'l student-athlete



31

QUINTON CHIEVOUS

Pronounced: CHEE-vious

GP/GS	PPG	RPG	APG	FG%	3FG%	FT%
11-12	0/0	(will likely redshirt)				
Career	Highs	Pts: 0	Reb: 0	Asst: 0	Stl: 0	Min: 0

Fr. • G • 6-5 • 201 • Chicago, Ill./Notre Dame College Prep

- Coach Martin has indicated that Chievous likely will redshirt, as the Vols have backcourt depth
- Averaged 21.0 ppg and 10.0 rpg as a senior in leading Dons to IHSA Class AAAAA State title with 23.7 record
- Though 2011 was just his third year in organized hoops, was 3rd-leading scorer in East Suburban Cath. Conf.
- Father, Derrick, is Missouri's all-time leading scorer (2,580) and played in NBA with Rockets and Cavs



34

JERONNE MAYMON

Pronounced: juhr-ON MAY-min

GP/GS	PPG	RPG	APG	FG%	3FG%	FT%
11-12	12/12	12.1	7.6	1.1	.615	.000
Career	Highs	24/10	7.0	5.0	0.6	.576
Career	Highs	Pts: 32	Reb: 20	Asst: 3	Stl: 2	Min: 40

R-Jr. • F • 6-7 • 265 • Madison, Wis./Madison Memorial HS

- Leads the SEC in field-goal percentage (.615) and is tied for the team lead in steals
- Has four double-doubles and ranks sixth in the SEC in rebounding (team-best 7.6 rpg)
- Exploded for 32 points and Maui Invitational-record 20 rebounds vs. No. 8 Memphis (11/22/11)
- Played in nine games at Marquette at start of 2009-10 season before transferring to Tennessee in Jan. 2010



52

JORDAN McRAE So. • F • 6-5 • 174 • Midway, Ga./Liberty County HS

GP/GS	PPG	RPG	APG	FG%	3FG%	FT%
11-12	12/12	11.5	1.9	1.8	.411	.400
Career	Highs	20/10	7.1	1.4	1.0	.397
Career	Highs	Pts: 25	Reb: 4	Asst: 5	Blk: 3	Min: 33

- Second on team in blocks (0.9 bpg) and third on the team in scoring (11.5 ppg)
- Sank three 3-pointers in a three-minute span late at College of Charleston (12/14/11) en route to 19 points
- Scored a career-high 25 points in back-to-back games vs. Chamaine (11/23/11) and Oakland (11/28/11)
- Set career-highs for points (14), assists (3) and minutes (25) in season-opening win over UNCG; Made 4-5 3FGs