



2011-12 CHATTANOOGA BASKETBALL

REGULAR-SEASON SOCON CHAMPS: 1981, 1982, 1983, 1985, 1986, 1989, 1991, 1992, 1993, 1994

SOCON DIVISION CHAMPS: 1995, 1997, 1998, 2002, 2005, 2008, 2009, 2011

SOCON TOURNAMENT CHAMPS: 1981, 1982, 1983, 1988, 1993, 1994, 1995, 1997, 2005, 2009

NCAA TOURNAMENT: 1981, 1982, 1983, 1988, 1993, 1994, 1995, 1997 (SWEET 16), 2005, 2009

GAME INFORMATION

DateMonday, Nov. 21, 2011

Tipoff..... 7 p.m.

Site..... McKenzie Arena (10,928)

VideoMocsVision (GoMocs.com subscription)

RadioMocs Sports Network - ESPN 105.1 FM
Jim Reynolds, 32nd year as the "Voice of the Mocs"
GoMocs.com (Free Audio)

Tickets ..266-MOCS (6627)/GoMocs.com (print at home)

Promotion N/A

Record Breakdown 0-1 Home/0-2 Road/0-0 Neutral

Series History..... 1st Meeting
Last Meeting N/A
vs. Conference Current Members N/A

UTC Head Coach John Shulman (East Tennessee St. '89)
Year 8th
Overall 121-109 (.526)
Home 81-31 (.723)
Road 31-63 (.330)
Neutral 9-15 (.375)
vs. Warren Wilson 0-0
vs. Conference 0-0

Warren Wilson Head Coach Kevin Walden (Knox College)
At WWC 27-45 (4th year) - Entering Season
Overall Same

CHATTANOOGA ATHLETICS INFORMATION

WebsiteGoMocs.com

Twitter..... @GoMocs

Facebook facebook.com/ChattanoogaMocs

MBB Media Relations Contact Jim Horten

Emailjames-horten@utc.edu

Office Phone (voicemail best left on cell) 423.425.2350

Cell Phone (voicemail best left on cell) 423.645.8733

Twitter.....@jimhorten

SOCON MEDIA RELATIONS INFORMATION

Website SoConSports.com

Twitter.....@SoConSports

MBB Media Relations Contact Jason Yaman

Emailjyaman@socon.org

Office Phone 864.591.5100

Cell Phone..... 864.380.1166

WARREN WILSON (3-4) AT CHATTANOOGA (0-3)

GAME NO. 4 • NOV. 21, 2011 • 7 P.M. • MCKENZIE ARENA (10,928)

PROBABLE STARTERS

| Pos. | No. | Name | Ht. | Wt. | Yr. | Pts | Reb | FG% | 3pt% | FT% | Hometown |
|---|-----|-----------------|-----|-----|---------|------|-----|------|------|-------|---------------------|
| 3 | 0 | Omar Wattad | 6-5 | 216 | Sr.-1 | 15.3 | 3.7 | 41.7 | 40.7 | 100.0 | Johnson City, Tenn. |
| <i>Notes: Scored in double figures all 3 games with 24 at Indiana</i> | | | | | | | | | | | |
| 4 | 5 | Drew Baker | 6-7 | 199 | RSo.-1 | 0.0 | 0.0 | --- | --- | --- | Knoxville, Tenn. |
| <i>Notes: Walk-on...redshirted as a Soph. in 2010-11...slated to make 1st career start</i> | | | | | | | | | | | |
| 5 | 20 | Drazen Zlovoric | 6-9 | 214 | Jr.-Tr. | 8.7 | 8.7 | 40.7 | --- | 57.1 | Novi Sad, Serbia |
| <i>Notes: Led Mocs in rebounding in each of 1st three games...11 pts & 9 reb vs. Kennesaw State</i> | | | | | | | | | | | |
| 1 | 3 | Keegan Bell | 6-1 | 185 | Sr.-2 | 2.0 | 3.0 | 11.1 | 0.0 | 100.0 | Huntsville, Ala. |
| <i>Notes: 3rd-year starter & captain...22 assists in 1st three games (7.3 apg)...52 assists from school career record</i> | | | | | | | | | | | |
| 2 | 2 | Dontay Hampton | 6-1 | 165 | Jr.-2 | 1.0 | 0.3 | 16.7 | 0.0 | 50.0 | Chattanooga, Tenn. |
| <i>Notes: Walked on in 2008-09...best backcourt defender...would be 3rd career start</i> | | | | | | | | | | | |

IN RESERVE

| Pos. | No. | Name | Ht. | Wt. | Yr. | Pts | Reb | FG% | 3pt% | FT% | Hometown |
|---|-----|------------------|-----|-----|---------|-----|-----|------|------|-------|----------------------|
| F | 1 | Lance Stokes | 6-6 | 201 | Fr.-HS | 2.0 | 0.7 | 33.3 | 0.0 | 66.7 | Orlando, Fla. |
| <i>Notes: True freshman will see action at the 3</i> | | | | | | | | | | | |
| G | 10 | Martynas Bareika | 6-4 | 186 | Fr.-RS | 0.0 | 0.0 | 0.0 | --- | --- | Kedainiai, Lithuania |
| <i>Notes: Redshirted 2010-11...1st Lithuanian on roster since Mindaugas Katalynas (2004-05)</i> | | | | | | | | | | | |
| G | 11 | Ronrico White | 6-3 | 165 | Fr.-HS | 2.0 | 1.3 | 28.6 | 33.3 | --- | Knoxville, Tenn. |
| <i>Notes: Combo who will see time at 1 & 2 this season but mostly at 2</i> | | | | | | | | | | | |
| G | 12 | Trey Brown | 6-7 | 192 | Fr.-HS | --- | --- | --- | --- | --- | Brandon, Miss. |
| <i>Notes: Perhaps best freshman in terms of raw talent...possible redshirt candidate</i> | | | | | | | | | | | |
| F | 21 | Chris Early | 6-7 | 235 | Sr.-3 | 5.0 | 4.0 | 33.3 | 0.0 | 50.0 | Huntington, W. Va. |
| <i>Notes: Had 8 pts & 2 reb in just 14 minutes at Butler due to foul trouble</i> | | | | | | | | | | | |
| G | 22 | Ricky Taylor | 6-5 | 180 | Sr.-3 | 8.0 | 3.0 | 30.8 | 25.0 | 77.8 | Brownsville, Tenn. |
| <i>Notes: Needs 134 points for 1,000 in his career...tied career high with 3 steals at Butler</i> | | | | | | | | | | | |
| G | 24 | Ryan Gentle | 6-5 | 181 | Fr.-RS | --- | --- | --- | --- | --- | Nashville, Tenn. |
| <i>Notes: Walk-on who redshirted 2010-11...out with lower body injury</i> | | | | | | | | | | | |
| F | 30 | Z. Mason | 6-5 | 242 | So.-Tr. | 2.7 | 2.0 | 22.2 | 50.0 | 37.5 | Nashville, Tenn. |
| <i>Notes: Ole Miss transfer from football squad...eligible this year due to 2 years with Rebels without playing hoops</i> | | | | | | | | | | | |
| F | 32 | Jahmal Burroughs | 6-6 | 206 | Sr.-1 | 2.7 | 3.7 | 30.0 | --- | 100.0 | New Orleans, La. |
| <i>Notes: Seasoned reserve who will see time at 4 & 5...high energy performer</i> | | | | | | | | | | | |
| F | 34 | Jared Bryant | 6-7 | 234 | Fr.-HS | 0.7 | 2.7 | 20.0 | --- | --- | Cincinnati, Ohio |
| <i>Notes: 6 rebounds in 6 minutes at IU</i> | | | | | | | | | | | |

TABLE OF CONTENTS

| | | | |
|--|-----|---------------------------------|-------|
| Starters/Game Information | 1 | Updated Player Bios | 10-22 |
| Quick Facts/History | 2 | Baker/Bareika/Brown/Gentle..... | 10-11 |
| Quick Notes | 2-4 | Bell/Bryant | 12-13 |
| 2011-12 Schedule | 3 | Burroughs/Early | 14-15 |
| Last Game | 3 | Hampton/Mason..... | 16-17 |
| Mocs Record When/Current Streaks..... | 4 | Stokes/Taylor | 18-19 |
| John Shulman/Stats Breakdowns..... | 5 | Wattad/White/Zlovoric | 20-22 |
| Superlatives/Ticket Promos/Starting Lineups..... | 6 | 2011-12 Game Recaps | 23 |
| Last Time for the Mocs/Media Info/Miscellaneous Stats..... | 7 | | |
| SoCon Standings | 8 | | |
| Record Watch/Series Breakdown/Practice Schedule..... | 9 | | |



2011-12 CHATTANOOGA BASKETBALL

REGULAR-SEASON SOCON CHAMPS: 1981, 1982, 1983, 1985, 1986, 1989, 1991, 1992, 1993, 1994

SOCON DIVISION CHAMPS: 1995, 1997, 1998, 2002, 2005, 2008, 2009, 2011

SOCON TOURNAMENT CHAMPS: 1981, 1982, 1983, 1988, 1993, 1994, 1995, 1997, 2005, 2009

NCAA TOURNAMENT: 1981, 1982, 1983, 1988, 1993, 1994, 1995, 1997 (SWEET 16), 2005, 2009

QUICK FACTS

| | |
|--|--|
| Official Name .. | University of Tennessee at Chattanooga |
| Preferred Name/Abbreviation..... | Chattanooga/UTC |
| Nickname | Mocs |
| Mascot..... | Scrappy (Mockingbird, State Bird of Tenn.) |
| Location..... | Chattanooga, Tenn. |
| Founded | 1886 (125th Anniversary Year) |
| Colors | Navy, Old Gold & Silver |
| Enrollment..... | 11,438 |
| Arena..... | McKenzie Arena |
| Capacity | 10,928 |
| Conference..... | Southern (North Division) |
| UT System President..... | Dr. Joe DiPietro |
| Chancellor..... | Dr. Roger Brown |
| Faculty Athletics Representative | Dr. Michael Jones |
| Director of Athletics | Rick Hart |

BASKETBALL HISTORY

| | |
|---|-----------------------|
| Season | 91st |
| Division I | 35th |
| SoCon | 35th |
| All-Time Record..... | 1,169-943 (.554) |
| Division I | 641-394 (.619) |
| SoCon | 347-190 (.646) |
| Winning/Losing/.500 Seasons..... | 51/32/7 |
| Division I | 27/5/2 |
| SoCon Titles | 28 |
| Regular Season (1978-94) | 10 |
| Division (1995-present)..... | 8 |
| Tournament..... | 10 (tied for record) |
| NCAA Appearances (10) | 3-10 |
| Sweet 16 | 1 (1997) |
| Years: 1981, 1982, 1983, 1988, 1993, 1994, 1995, 1997, 2005, 2009 | |
| Record at McKenzie Arena | 345-92 (.789) |
| SoCon..... | 184-48 (.793) |
| Seasons..... | 30th |
| All-Time SoCon Record..... | 347-190 (.646) |
| Home | 211-57 (.787) |
| Away | 136-133 (.506) |
| All-Time Head Coaches | 17 |
| SoCon Honors - All-SoCon (Coaches/Media)... | 80 (26/54) |
| Coach of the Year | 5 |
| Player of the Year | 7 (4 Coaches/3 Media) |
| Tournament MVP | 9 |
| All-Freshman | 8 |

2011-12 CHATTANOOGA BASKETBALL ROSTER

| No. | Name | Pos. | Ht. | Wt. | Cl. | Hometown (Prev School) | Pronunciation |
|------|------------------|------|-----|-----|------|--|-------------------------|
| 0 | Omar Wattad | G | 6-5 | 216 | RSr. | Johnson City, Tenn. (Georgetown) | wuh-TODD |
| 1 | Lance Stokes | F | 6-6 | 201 | Fr. | Orlando, Fla. (Lake Highland Prep) | |
| 2 | Dontay Hampton | G | 6-1 | 165 | RJr. | Chattanooga, Tenn. (Arts & Sciences) | |
| 3 | Keegan Bell | G | 6-1 | 185 | RSr. | Huntsville, Ala. (Vanderbilt) | KEE-gun |
| 5 | Drew Baker | F | 6-7 | 199 | RSo. | Knoxville, Tenn. (Karns) | |
| 10 | Martynas Bareika | G | 6-4 | 186 | RFr. | Kedainiai, Lithuania (Triobet-Malsta) | mar-TEE-nas buh-REE-kuh |
| 11 | Ronrico White | G | 6-3 | 165 | Fr. | Knoxville, Tenn. (Bearden) | |
| 12 | Trey Brown | F | 6-7 | 192 | Fr. | Brandon, Miss. (Brandon) | |
| 20 | Drazen Zlovacic | F | 6-9 | 214 | RJr. | Novi Sad, Serbia (Georgia) | DRAH-zen zlo-VAH-rich |
| 21 | Chris Early | F | 6-7 | 235 | Sr. | Huntington, W. Va. (Huntington) | |
| 22 | Ricky Taylor | G | 6-5 | 180 | Sr. | Brownsville, Tenn. (Haywood County) | |
| 24 | Ryan Gentle | F | 6-5 | 181 | RFr. | Nashville, Tenn. (Franklin Road Academy) | |
| 30 | Z. Mason | F | 6-5 | 242 | RSo. | Nashville, Tenn. (Christ Presbyterian Academy) | |
| 32 | Jahmal Burroughs | F | 6-6 | 206 | Sr. | New Orleans, La. (Neosho County C.C.) | |
| 34 | Jared Bryant | F | 6-7 | 234 | Fr. | Cincinnati, Ohio (Roger Bacon) | |
| ^ 44 | Sam Watson | F | 6-7 | 235 | Jr. | Knoxville, Tenn. (Farragut) | |

^Expected to redshirt

Head Coach: John Shulman (East Tennessee State 1989), 8th year

Assistant Coaches: DeAntoine Beasley (Tennessee Tech 2004), Rick Cabrera (Tennessee Tech 1999), Brent Jolly (Tennessee Tech 2003)

Dir. of Basketball Ops: Brian Benator (Georgia 2008)

Graduate Manager: Jonathan Adams (Old Dominion 2009) **Athletic Trainer:** B.J. Leyser

OPENING TIPS

- What's in a name? Depends on who you ask, but as far as the references to the Mocs, the official school name is the University of Tennessee at Chattanooga. The preferred name is simply Chattanooga while the abbreviated form is UTC. There is no hyphenated version (i.e. UT-Chatt, Tenn.-Chatt, Tennessee-Chatt, UT Chatt, etc.). The nickname is simply Mocs. For more information on the unique nickname, please see page 24 of the media guide.
- First meeting with the Owls of Warren Wilson. It's the second straight game against the Owls, as that's Kennesaw State's nickname. WWC is a member of the United States Collegiate Athletic Association (USCAA).
- The Mocs have just one loss to a non-DI program since moving up to DI in 1977-78. That loss came on December 16, 1999 to Southern Poly, 73-69.
- This is the second of four straight game at home for Chattanooga which opened the season on the road for the second straight year and third time in four seasons. Following tonight's contest with Warren Wilson, the Chattanooga Bracket of the Hoosier Classic commences on Friday the 25th. The Mocs host Savannah State on the 25th and Gardner-Webb on the 27th, while the Tigers and Bulldogs square off on the 26th.
- UTC is 1,169-943 in its 91st season of basketball. The Mocs made the move to DI in 1977-78 after winning the 1977 DII National Championship. In the DI era, Chattanooga is 641-394, 347-191 in the Southern Conference. The program has posted 27 winning ledgers in 34 DI seasons with 10 trips to the NCAA Tournament.
- Chattanooga has been the dominant program since joining the SoCon in 1977-78 after winning the 1977 NCAA Division II title. The Mocs have won 28 championships in 34 seasons in the league including 10 regular-season (prior to division play starting in 1994-95), eight division and a league-tying 10 tournament. Davidson is second during that span with 17, 10 of which are of the division variety. UTC's 20 regular-season/tourney titles are far and away the most through those 34 campaigns followed by East Tennessee State (now in Atlantic Sun) with eight (3 reg season/5 tourney) and Davidson with seven (1 reg season/6 tourney). The Mocs have won a title of some kind in 19 of its 34 years in the SoCon.



2011-12 CHATTANOOGA BASKETBALL

REGULAR-SEASON SOCON CHAMPS: 1981, 1982, 1983, 1985, 1986, 1989, 1991, 1992, 1993, 1994

SOCON DIVISION CHAMPS: 1995, 1997, 1998, 2002, 2005, 2008, 2009, 2011

SOCON TOURNAMENT CHAMPS: 1981, 1982, 1983, 1988, 1993, 1994, 1995, 1997, 2005, 2009

NCAA TOURNAMENT: 1981, 1982, 1983, 1988, 1993, 1994, 1995, 1997 (SWEET 16), 2005, 2009

2011-12 SCHEDULE

| | |
|--|--|
| Nov. 1 | TENNESSEE WESLEYAN (Exb.).....W, 82-64 |
| Nov. 13 | (1) @Indiana (B10 Network).....L, 53-78 |
| Nov. 15 | (1) @Butler.....L, 46-57 |
| Nov. 18 | KENNESAW STATE.....L, 59-65 |
| Nov. 21 | WARREN WILSON..... 7 p.m. |
| Nov. 25 | (1) SAVANNAH STATE..... 7 p.m. |
| Nov. 26 | (1) Savannah St. vs. Gardner-Webb.....5 p.m. |
| Nov. 27 | (1) GARDNER-WEBB..... 3 p.m. |
| Dec. 1 | *@Georgia Southern..... 7 p.m. |
| Dec. 3 | *@College of Charleston..... 4 p.m. |
| Dec. 10 | @Mercer..... 7 p.m. |
| Dec. 13 | SPALDING..... 7 p.m. |
| Dec. 17 | @Kentucky (CSS)..... 8 p.m. |
| Dec. 21 | HIWASSEE..... Noon |
| Dec. 29-30 | DR PEPPER CLASSIC |
| 29 | Hampton vs. Utah Valley..... 4:30 p.m. |
| 29 | Longwood at Chattanooga..... 7 p.m. |
| 30 | Consolation Game..... 4:30 p.m. |
| 30 | Championship Game..... 7 p.m. |
| Jan. 2 | @Tennessee (SportSouth)..... 7 p.m. |
| Jan. 5 | *WESTERN CAROLINA..... 7 p.m. |
| Jan. 7 | *APPALACHIAN STATE..... 7 p.m. |
| Jan. 12 | *WOFFORD..... 7 p.m. |
| Jan. 14 | *@Samford (SoCon Sports Net/ESPN3.com) .4 p.m. |
| Jan. 19 | *@UNCG..... 7 p.m. |
| Jan. 21 | *@Elon..... 7 p.m. |
| Jan. 26 | *DAVIDSON..... 7 p.m. |
| Jan. 28 | *GEORGIA SOUTHERN (DH)..... 7:30 p.m. |
| Feb. 2 | *@Western Carolina (ESPN3.com)..... 7 p.m. |
| Feb. 4 | *@Davidson..... 4 p.m. |
| Feb. 9 | *ELON (ESPN3.com)..... 7 p.m. |
| Feb. 11 | *UNCG (DH)..... 7:30 p.m. |
| Feb. 15 | *@Appalachian State..... 7 p.m. |
| Feb. 18 | *THE CITADEL..... 7 p.m. |
| Feb. 23 | *@Furman..... 7 p.m. |
| Feb. 25 | *SAMFORD (DH)..... 7:30 p.m. |
| March 2-5 | SoCon Championship - Asheville, N.C. |
| March 13-14 | First Four - Dayton, Ohio |
| March 15-18 | NCAA Second/Third Rounds |
| March 22-25 | NCAA Regional Finals |
| Mar. 31-Apr. 2 | NCAA Final Four - New Orleans, La. |
| *SoCon Game | |
| (1) Hoosier Classic; Campus Sites/Chattanooga, Tenn. | |
| ALL TIMES EASTERN AND SUBJECT TO CHANGE | |

• The Mocs were at the forefront of mid-major March Madness shockers reaching the Sweet 16 in 1997. This season is the 15th anniversary of that feat and the 30th of the UTC's second SoCon Tournament title & first NCAA win over N.C. State in 1982.

• Shulman returns for his eighth season on the bench. Under his tutelage, the Mocs have won or shared four SoCon North Division titles including three of the last four, the most in the league during that span. The four division crowns during his tenure are the most in the league along with Davidson. He has led UTC to two NCAA Tournaments with SoCon Tournament titles in 2005 and 2009.

• Chattanooga has won an amazing 95.6 percent of its games under Shulman when leading with five minutes to play, a 109-5 record. When the score is within five points, leading or trailing, with five to go, Shulman and his charges are 47-23 (.671), 0-1 in 2011-12. UTC was 12-1 (.923) in 2010-11 in such situations.

• The Mocs season emphasis on getting the ball into the paint was evident in the opening half at Butler with UTC holding a 16-8 advantage at the break on points in the paint. However, it was only able to get four points down low in the second half as the two combatants both earned 20 points for the game inside. Over the last two games, the Mocs have 46 of their 105 points in the paint.

• Chattanooga's 25 turnovers were the key to the Indiana game as the Hoosiers collected 30 points off those miscues. On IU possessions coming off turnovers, it shot 76.5 percent (13-17) from the floor and 66.7 percent (4-6) from three-point range. Otherwise, Indiana shot 36.4 percent (12-33) from the field and 25.0 percent (3-12) from beyond the arc.

LAST GAME - KENNESAW STATE 65, UTC 59

- UTC's home opener...now 30-5 in home openers in the D1 era...5-3 in home openers under head coach John Shulman.
- This is the Mocs first loss to the Owls in four meetings.
- KSU posted an 18-4 advantage in fast break points.
- UTC led by as many as nine - 14-5 at the 13:12 mark in the first half.
- KSU closed the first half on a 12-4 run over the final 4:45 to take a 37-31 lead at the break.
- The Owls led by as many as 16 - 60-44 at 8:28 - in the second half.
- Chattanooga tried to mount a comeback, cutting the lead to four - 62-58 on an and-1 by Drazen Zlovacic - with 1:20 left in the game.
- Junior Drazen Zlovacic had 11 points (4-8 FG, 3-4 FT) and game-high nine rebounds...he's led the team in rebounding in all three games this season.
- Senior Omar Wattad with 12 points, 3rd straight game in double figures.

| Kennesaw State 65 | | 3-PT | | REB | | | | | | | | | | | |
|-------------------|--------------------|-----------------------|-----------------------|-------------|----------|-------------|-----------|-----------|-----------|-----------|-----------|----------|----------|------------|--|
| No. | Player | FG-FGA | FG-FGA | FT-FTA | OF | DE | TOT | PF | TP | A | TO | BLK | S | MIN | |
| 21 | Anderson, Aaron | 3-5 | 0-0 | 1-2 | 3 | 5 | 8 | 4 | 7 | 2 | 1 | 0 | 2 | 33 | |
| 35 | Dawson, Brandon | 0-3 | 0-1 | 0-0 | 0 | 1 | 1 | 2 | 0 | 0 | 0 | 0 | 0 | 9 | |
| 3 | Love, Delbert | 3-9 | 1-6 | 0-0 | 0 | 2 | 2 | 2 | 7 | 3 | 3 | 0 | 1 | 36 | |
| 4 | Henry, Romain | 4-8 | 2-4 | 0-2 | 0 | 5 | 5 | 1 | 10 | 4 | 1 | 0 | 2 | 37 | |
| 5 | Dixon, Spencer | 6-15 | 3-9 | 2-2 | 1 | 4 | 5 | 3 | 17 | 6 | 4 | 0 | 2 | 40- | |
| 2 | Cummings, Markeith | 8-14 | 2-3 | 3-3 | 2 | 6 | 8 | 3 | 21 | 3 | 6 | 0 | 2 | 31 | |
| 11 | Turner, Nick | 0-1 | 0-1 | 0-0 | 0 | 1 | 0 | 0 | 0 | 2 | 0 | 0 | 0 | 7 | |
| 45 | Osemhen, Andrew | 1-1 | 0-0 | 1-1 | 1 | 2 | 3 | 0 | 3 | 0 | 0 | 1 | 0 | 7 | |
| TEAM | | | | | | 1 3 4 | | | | | | | | | |
| Totals | | 25-56 | 8-24 | 7-10 | 8 | 29 | 37 | 15 | 65 | 18 | 18 | 1 | 9 | 200 | |
| TOTAL FG% | | 1st Half: 14-29 48.3% | 2nd Half: 11-27 40.7% | | | Game: 44.6% | | | | | | | | DEADBALL | |
| 3-Pt. FG% | | 1st Half: 4-13 30.8% | 2nd Half: 4-11 36.4% | | | Game: 33.3% | | | | | | | | REBOUNDS | |
| F Throw % | | 1st Half: 5-5 100% | 2nd Half: 2-5 40.0% | | | Game: 70.0% | | | | | | | | 1 | |

| Chattanooga 59 | | 3-PT | | REB | | | | | | | | | | | |
|----------------|-------------------|-----------------------|----------------------|-------------|----------|-------------|-----------|-----------|-----------|-----------|-----------|----------|-----------|------------|--|
| No. | Player | FG-FGA | FG-FGA | FT-FTA | OF | DE | TOT | PF | TP | A | TO | BLK | S | MIN | |
| 20 | ZLOVARIC, Drazen | 4-8 | 0-0 | 3-4 | 3 | 6 | 9 | 2 | 11 | 0 | 2 | 0 | 0 | 26 | |
| 21 | EARLY, Chris | 2-6 | 0-0 | 3-4 | 2 | 4 | 6 | 2 | 7 | 0 | 1 | 0 | 0 | 17 | |
| 0 | WATTAD, Omar | 4-11 | 4-10 | 0-0 | 1 | 2 | 3 | 2 | 12 | 2 | 2 | 1 | 2 | 28 | |
| 3 | BELL, Keegan | 2-6 | 0-3 | 0-0 | 1 | 1 | 2 | 0 | 4 | 9 | 2 | 0 | 2 | 35 | |
| 22 | TAYLOR, Ricky | 5-12 | 3-7 | 1-3 | 0 | 1 | 1 | 1 | 14 | 2 | 1 | 0 | 1 | 30 | |
| 1 | STOKES, Lance | 1-2 | 0-1 | 1-2 | 0 | 0 | 0 | 0 | 3 | 0 | 1 | 0 | 1 | 10 | |
| 2 | HAMPTON, Dontay | 0-1 | 0-0 | 1-2 | 0 | 0 | 0 | 0 | 1 | 0 | 2 | 0 | 1 | 7 | |
| 11 | WHITE, Ronrico | 1-3 | 1-3 | 0-0 | 0 | 1 | 2 | 3 | 1 | 0 | 0 | 1 | 1 | 10 | |
| 30 | MASON, Z. | 0-1 | 0-0 | 0-0 | 0 | 2 | 2 | 0 | 0 | 0 | 2 | 0 | 1 | 9 | |
| 32 | BURROUGHS, Jahmal | 1-4 | 0-1 | 0-0 | 1 | 5 | 6 | 2 | 2 | 0 | 0 | 0 | 1 | 19 | |
| 34 | BRYANT, Jared | 1-1 | 0-0 | 0-0 | 1 | 2 | 1 | 2 | 1 | 2 | 1 | 0 | 0 | 9 | |
| TEAM | | | | | | 2 2 | | | | | | | | | |
| Totals | | 21-55 | 8-25 | 9-15 | 9 | 25 | 34 | 12 | 59 | 15 | 15 | 2 | 10 | 200 | |
| TOTAL FG% | | 1st Half: 12-27 44.4% | 2nd Half: 9-28 32.1% | | | Game: 38.2% | | | | | | | | DEADBALL | |
| 3-Pt. FG% | | 1st Half: 4-10 40.0% | 2nd Half: 4-15 26.7% | | | Game: 32.0% | | | | | | | | REBOUNDS | |
| F Throw % | | 1st Half: 3-5 60.0% | 2nd Half: 6-10 60.0% | | | Game: 60.0% | | | | | | | | 2 | |

Officials: Kennedy Drummond, Tony Greene and Tim Gattis
 Technical fouls: Kennesaw St.-None. Chattanooga-None.
 Attendance: 2881

| Score by Periods | 1st | 2nd | Total |
|------------------|-----|-----|-------|
| Kennesaw St. | 37 | 28 | 65 |
| Chattanooga | 31 | 28 | 59 |



2011-12 CHATTANOOGA BASKETBALL

REGULAR-SEASON SOCON CHAMPS: 1981, 1982, 1983, 1985, 1986, 1989, 1991, 1992, 1993, 1994

SOCON DIVISION CHAMPS: 1995, 1997, 1998, 2002, 2005, 2008, 2009, 2011

SOCON TOURNAMENT CHAMPS: 1981, 1982, 1983, 1988, 1993, 1994, 1995, 1997, 2005, 2009

NCAA TOURNAMENT: 1981, 1982, 1983, 1988, 1993, 1994, 1995, 1997 (SWEET 16), 2005, 2009

MOCS RECORD WHEN...

| | 2011-12 | Shulman |
|--|---------|---------|
| Leading at the half | 0-0 | 90-18 |
| Trailing at the half | 0-3 | 26-86 |
| Tied at the half | 0-0 | 5-5 |
| Leading w/5 minutes to play | 0-0 | 109-5 |
| Trailing w/5 minutes to play | 0-3 | 9-101 |
| Tied w/5 minutes to play | 0-0 | 3-3 |
| +5/-5 with 5 to play | 0-1 | 47-23 |
| Scores 90 or more points | 0-0 | 21-1 |
| 80-89 | 0-0 | 32-7 |
| 70-79 | 0-0 | 40-26 |
| 60-69 | 0-0 | 23-35 |
| Less than 60 | 0-3 | 5-40 |
| Margin is 21 or more | 0-1 | 27-29 |
| 16-20 | 0-0 | 10-15 |
| 10-15 | 0-1 | 25-21 |
| 6-9 | 0-1 | 25-24 |
| 3-5 | 0-0 | 25-14 |
| 2 | 0-0 | 3-2 |
| 1 | 0-0 | 6-4 |
| Outrebounding an opponent | 0-1 | 92-46 |
| Opponent outrebounds UTC | 0-2 | 25-58 |
| Rebounds are even | 0-0 | 4-5 |
| More Turnovers than opponent | 0-2 | 61-67 |
| Fewer | 0-1 | 51-33 |
| Same | 0-0 | 9-9 |
| Shooting .500 or better | 0-0 | 44-6 |
| .400-.499 | 0-0 | 66-47 |
| Less than .400 | 0-3 | 11-56 |
| FG% better than opponent | 0-0 | 102-17 |
| Opponents shoot .500 or better | 0-1 | 7-42 |
| .400-.499 | 0-1 | 45-52 |
| .300-.399 | 0-1 | 58-15 |
| Less than .300 | 0-0 | 11-0 |
| Shooting .500 or better from 3-pt. range | 0-0 | 17-1 |
| .400-.499 | 0-0 | 25-17 |
| .300-.399 | 0-3 | 50-33 |
| .299 or less | 0-0 | 29-58 |
| Opp. shoot .500 or better from 3-pt. range | 0-0 | 5-17 |
| .400-.499 | 0-0 | 19-33 |
| .300-.399 | 0-2 | 39-39 |
| Less than .300 | 0-1 | 58-20 |
| Attempts 30 or more 3-pt. FG | 0-0 | 12-14 |
| 20-29 | 0-2 | 58-71 |
| Less than 20 | 0-1 | 51-24 |
| Shooting .900 or better from FT | 0-0 | 1-0 |
| .750-.899 | 0-0 | 22-16 |
| .600-.749 | 0-3 | 70-51 |
| Less than .600 | 0-0 | 28-42 |
| Opponent shoots .900 or better from FT | 0-0 | 2-3 |
| .750-.899 | 0-0 | 34-33 |
| .600-.749 | 0-2 | 45-55 |
| Less than .600 | 0-1 | 40-18 |
| Shoots more FT than opponents | 0-1 | 113-55 |
| More Assists than opponent | 0-0 | 68-15 |
| Fewer | 0-3 | 43-87 |
| Same | 0-0 | 10-7 |
| More Blocks than opponent | 0-1 | 41-19 |
| Fewer | 0-2 | 62-79 |
| Same | 0-0 | 18-11 |
| More Steals than opponent | 0-1 | 46-27 |
| Fewer | 0-2 | 58-74 |
| Same | 0-0 | 17-8 |
| Record in November | 0-3 | 15-27 |
| December | 0-0 | 33-18 |
| January | 0-0 | 37-27 |
| February | 0-0 | 26-30 |
| March | 0-0 | 10-7 |
| Record on Sunday | 0-1 | 2-6 |
| Monday | 0-0 | 24-18 |
| Tuesday | 0-1 | 10-8 |
| Wednesday | 0-0 | 10-9 |
| Thursday | 0-0 | 21-18 |
| Friday | 0-1 | 9-6 |
| Saturday | 0-0 | 45-44 |

PLAYER NOTES

Keegan Bell (Huntsville, Ala.)

- 3rd-year starter at the point.
- Was on the 2011 Bob Cousy Award Watch List and made All-SoCon 2nd Team (Media).
- One of the top returning point guards in the nation, he ranked 24th nationally last season in assists (5.7 apg) and assist/turnover ratio (2.4).
- His 363 career assists in 4th all-time at UTC. He is 22 behind 3rd-place Casey Long (2004-07) with 385 and just 51 behind leaders Tim Brooks (1992-93) and Wes Moore (1996-99) with 414.
- 15th all-time in 3pt FG Made with 110...five behind teammate Ricky Taylor and six away from Maurio Hanson (1994-95) in 13th at 116.
- 8th in career 3pt FG Attempted with 363...John Oliver (1994-96) is 7th with 365.
- 568 career points (660 including Vanderbilt numbers – 451 assists combined).
- Career assist/turnover ratio is 2.0 (363/181).

Chris Early (Huntington, W.Va.)

- Returning starter at the 4.
- Needs nine points for 500 in his career...has 338 rebounds.

Ricky Taylor (Brownsville, Tenn.)

- Started 56 games at the 2 over the previous two seasons.
- 134 points shy of 1,000 for his career with 866...would be the 18th UTC student-athlete in the DI era (1977-78) to accomplish the milestone.
- Currently 25th all-time in scoring, passing Isaac Conner's (1995-99) 854 against Kennesaw State...14 behind Daren Chandler (1988-90) and Wes Moore (1996-99) who are tied for 23rd at 880.
- 14th all-time in 3pt FG Made with 115 which is five shy of Hanson in 13th.
- Led the Mocs in each of the last two seasons in free throws made (151 total) and leads this year with eight thus far.

Omar Wattad (Johnson City, Tenn.)

- Leading returning scorer at 14.3 points per contest...also led UTC in FG Made (143), 3pt FG Made (88) and 3pt FG% (36.1%).
- Ranked 35th nationally in 3pt FG Made per Game (2.8) and 59th in 3pt FG%.
- Needs one 3pt FG to get to 100 for his brief Mocs career.
- Scored his 500th career point against Kennesaw State...now stands at 502 (582 including Georgetown stats).
- 24 points in loss at IU was 8th career 20-point game.
- 15 career games hitting 4 or more threes, two this season.
- 25 career double-digit scoring games, three in 2011-12.

Drazen Zlovacic (Novi Sad, Serbia)

- He saw his first collegiate action in more than a year at Indiana after sitting out the 2010-11 season due to transferring from Georgia.
- Grabbed a game-high 10 rebounds in Assembly Hall leading the Mocs to a 45-36 advantage on the boards...followed with eight points (all in first half) and seven rebounds at Butler.
- Has led the Mocs in rebounding in each of the first three games...posted 10, seven and nine.
- First double-digit scoring game came against Kennesaw State just missing a double-double with 11 points and nine boards.

CURRENT MOCS STREAKS

| | |
|-------------------------------|----|
| All Games..... | L3 |
| At McKenzie Arena..... | L3 |
| On The Road..... | L1 |
| Neutral Sites..... | W2 |
| Non-Conference (Home)..... | L3 |
| Non-Conference (Road)..... | L6 |
| Non-Conference (Neutral)..... | L1 |
| SoCon Regular Season..... | W1 |
| SoCon Home..... | L1 |
| SoCon Road..... | W1 |



2011-12 CHATTANOOGA BASKETBALL

REGULAR-SEASON SOCON CHAMPS: 1981, 1982, 1983, 1985, 1986, 1989, 1991, 1992, 1993, 1994

SOCON DIVISION CHAMPS: 1995, 1997, 1998, 2002, 2005, 2008, 2009, 2011

SOCON TOURNAMENT CHAMPS: 1981, 1982, 1983, 1988, 1993, 1994, 1995, 1997, 2005, 2009

NCAA TOURNAMENT: 1981, 1982, 1983, 1988, 1993, 1994, 1995, 1997 (SWEET 16), 2005, 2009

STATS BREAKDOWN

| Game Comparison | UTC | Opp. |
|------------------------|-------|------|
| Scoring Offense | 52.7 | N/A |
| Scoring Defense | 66.7 | N/A |
| Scoring Margin | -14.0 | N/A |
| Field Goal Percentage | 33.3 | N/A |
| FG Percentage Defense | 43.8 | N/A |
| 3-point FG Per Game | 6.0 | N/A |
| 3-point FG Percentage | 29.5 | N/A |
| 3-point FG Defense | 32.8 | N/A |
| Free Throw Percentage | 64.0 | N/A |
| Rebound Margin | +1.0 | N/A |
| Assists Per Game | 12.0 | N/A |
| Assist/Turnover Ratio | 0.65 | N/A |
| Blocked Shots Per Game | 1.0 | N/A |
| Steals Per Game | 7.7 | N/A |
| Turnover Margin | -3.0 | N/A |



JOHN SHULMAN - YEAR-BY-YEAR COACHING RECORD

4 North Division Titles • 2 SoCon Tournament Championships

2 NCAA Tournament Appearances

| Year | Overall | Conf | Notable |
|----------------|----------------|--------------|---|
| 2004-05 | 20-11 | 10-6 | 1st North Division SoCon Tournament Champion NCAA Tournament |
| 2005-06 | 19-13 | 8-6 | SoCon Tournament Runners-up |
| 2006-07 | 15-18 | 6-12 | |
| 2007-08 | 18-13 | 13-7 | T1st North Division |
| 2008-09 | 18-17 | 11-9 | T1st North Division SoCon Tournament Champion NCAA Tournament |
| 2009-10 | 15-18 | 6-12 | |
| 2010-11 | 16-16 | 12-6 | T1st North Division |
| 2011-12 | 0-3 | 0-0 | |
| Totals | 121-109 | 66-58 | 4 North Division Titles/2 SoCon Tournament Titles 2 NCAA Appearances |

SHULMAN VS. ALL OPPONENTS

| SoCon Ranks (As of 11/17) | UTC | Leader |
|---------------------------|----------|------------------------|
| Scoring Offense | 12/49.5 | Davidson, 92.5 |
| Scoring Defense | 5/67.5 | Furman, 57.7 |
| Scoring Margin | 11/-18.0 | Davidson, +30.0 |
| Field Goal Percentage | 12/30.8 | Georgia Southern, 49.1 |
| FG Percentage Defense | 7/43.3 | Wofford, 36.0 |
| 3-point FG Per Game | 11/5.0 | Samford, 10.0 |
| 3-point FG Percentage | 9/27.8 | Georgia Southern, 43.3 |
| 3-point FG Defense | 9/32.5 | Elon, 18.4 |
| Free Throw Percentage | 11/65.7 | Davidson, 78.8 |
| Rebound Margin | T5/+3.0 | Davidson, +17.0 |
| Assists Per Game | 12/10.5 | App State, 17.5 |
| Assist/Turnover Ratio | 10/0.53 | Davidson, 1.4 |
| Blocked Shots Per Game | 12/0.5 | App State, 7.5 |
| Steals Per Game | T6/6.5 | App State, 10.0 |
| Turnover Margin | 10/-6.0 | Davidson, 5.5 |

| National Ranks (As of) | UTC | Leader |
|-------------------------|-----|--------|
| Scoring Offense | | |
| Scoring Defense | | |
| Scoring Margin | | |
| Field Goal Percentage | | |
| FG Percentage Defense | | |
| 3-point FG Per Game | | |
| 3-point FG Percentage | | |
| 3-point FG Defense | | |
| Free Throw Percentage | | |
| Rebound Margin | | |
| Assists Per Game | | |
| Assist/Turnover Ratio | | |
| Blocked Shots Per Game | | |
| Steals Per Game | | |
| Turnovers Per Game | | |
| Turnover Margin | | |
| Personal Fouls Per Game | | |

| Opponent | Home | Away | Neutral | Total |
|-----------------------|------|------|---------|-------|
| Alabama | 0-0 | 0-1 | 0-0 | 0-1 |
| Appalachian State | 7-1 | 1-6 | 1-0 | 9-7 |
| Asbury | 2-0 | 0-0 | 0-0 | 2-0 |
| Austin Peay | 1-1 | 1-1 | 0-0 | 2-2 |
| Ball State | 0-0 | 1-0 | 0-0 | 1-0 |
| Belmont | 0-1 | 1-0 | 0-0 | 1-1 |
| Berea | 1-0 | 0-0 | 0-0 | 1-0 |
| Birmingham-Southern | 0-1 | 0-0 | 0-0 | 0-1 |
| Brevard | 1-0 | 0-0 | 0-0 | 1-0 |
| Butler | 0-0 | 0-1 | 0-0 | 0-1 |
| UC Irvine | 0-0 | 0-0 | 1-0 | 1-0 |
| The Citadel | 4-0 | 4-1 | 0-0 | 8-1 |
| College of Charleston | 4-3 | 0-4 | 1-1 | 5-8 |
| Colorado State | 0-1 | 0-0 | 0-0 | 0-1 |
| UConn | 0-0 | 0-0 | 0-1 | 0-1 |
| Covenant | 1-0 | 0-0 | 0-0 | 1-0 |
| Creighton | 1-0 | 0-1 | 0-0 | 1-1 |
| Davidson | 2-3 | 0-5 | 0-2 | 2-10 |
| East Tennessee State | 4-0 | 1-2 | 0-0 | 5-2 |
| Eastern Kentucky | 1-0 | 0-0 | 0-0 | 1-0 |
| Elon | 5-3 | 4-3 | 0-1 | 9-7 |
| Fairfield | 0-0 | 0-0 | 0-1 | 0-1 |
| Florida | 0-0 | 0-1 | 0-0 | 0-1 |
| FIU | 0-0 | 0-1 | 0-0 | 0-1 |
| Furman | 3-4 | 1-4 | 0-0 | 4-8 |
| Gardner-Webb | 0-0 | 0-0 | 0-0 | 0-0 |
| Georgia Southern | 4-1 | 2-3 | 1-0 | 7-4 |
| Georgia State | 0-1 | 0-0 | 0-0 | 0-1 |
| Georgia Tech | 0-1 | 0-1 | 0-0 | 0-2 |
| Hiwassee | 0-0 | 0-0 | 0-0 | 0-0 |
| Holy Cross | 0-0 | 0-0 | 0-1 | 0-1 |
| Howard | 1-0 | 0-0 | 0-0 | 1-0 |
| Indiana | 0-0 | 0-2 | 0-0 | 0-2 |
| Jackson State | 0-1 | 0-0 | 0-0 | 0-1 |
| Jacksonville State | 1-0 | 1-0 | 0-0 | 2-0 |
| Kennesaw State | 1-1 | 1-0 | 0-0 | 2-1 |
| Kentucky | 0-0 | 0-1 | 0-0 | 0-1 |
| King | 1-0 | 0-0 | 0-0 | 1-0 |
| Long Island | 1-0 | 0-0 | 0-0 | 1-0 |
| Longwood | 0-0 | 0-0 | 1-0 | 1-0 |
| Louisville | 0-0 | 0-1 | 0-0 | 0-1 |
| Maine | 1-0 | 0-0 | 0-0 | 1-0 |
| Marshall | 0-0 | 1-0 | 0-0 | 1-0 |

| Opponent | Home | Away | Neutral | Total |
|--------------------------|--------------|--------------|-------------|----------------|
| Memphis | 0-0 | 0-0 | 0-1 | 0-1 |
| Mercer | 0-0 | 0-0 | 0-0 | 0-0 |
| Middle Tennessee | 0-0 | 0-1 | 0-0 | 0-1 |
| Milligan | 1-0 | 0-0 | 0-0 | 1-0 |
| Minnesota | 0-0 | 0-1 | 0-0 | 0-1 |
| Mississippi State | 0-0 | 0-1 | 0-0 | 0-1 |
| Mississippi Valley State | 1-0 | 1-0 | 0-0 | 2-0 |
| Missouri | 0-0 | 0-2 | 0-0 | 0-2 |
| Montreat | 1-0 | 0-0 | 0-0 | 1-0 |
| Mount St. Mary's | 0-0 | 0-0 | 1-0 | 1-0 |
| Murray State | 1-1 | 0-1 | 0-0 | 1-2 |
| UNCG | 7-1 | 3-3 | 0-0 | 10-4 |
| Niagara | 1-0 | 0-0 | 0-0 | 1-0 |
| North Texas | 1-0 | 0-1 | 0-0 | 1-1 |
| Ohio State | 0-0 | 0-1 | 0-0 | 0-1 |
| Ohio Valley | 1-0 | 0-0 | 0-0 | 1-0 |
| Oral Roberts | 1-0 | 0-0 | 0-0 | 1-0 |
| Prairie View | 0-0 | 0-0 | 1-0 | 1-0 |
| Puerto Rico-Mayaguez | 0-0 | 0-0 | 1-0 | 1-0 |
| Reinhardt | 1-0 | 0-0 | 0-0 | 1-0 |
| Richmond | 0-0 | 0-1 | 0-0 | 0-1 |
| Samford | 3-1 | 2-1 | 0-0 | 5-2 |
| Savannah State | 0-0 | 0-0 | 0-0 | 0-0 |
| South Alabama | 0-0 | 0-0 | 0-1 | 0-1 |
| USC | 0-0 | 0-0 | 0-1 | 0-1 |
| Southern Illinois | 0-0 | 0-0 | 0-1 | 0-1 |
| Spalding | 0-0 | 0-0 | 0-0 | 0-0 |
| Tennessee | 0-1 | 1-2 | 0-0 | 1-3 |
| Tennessee Temple | 2-0 | 0-0 | 0-0 | 2-0 |
| Tennessee Wesleyan | 1-0 | 0-0 | 0-0 | 1-0 |
| Texas-Pan Am | 0-0 | 0-0 | 0-1 | 0-1 |
| Toccoa Falls | 1-0 | 0-0 | 0-0 | 1-0 |
| Towson | 0-0 | 0-0 | 0-1 | 0-1 |
| Virginia Intermont | 2-0 | 0-0 | 0-0 | 2-0 |
| Virginia Tech | 0-0 | 0-1 | 0-0 | 0-1 |
| Virginia-Wise | 1-0 | 0-0 | 0-0 | 1-0 |
| Wake Forest | 0-0 | 0-0 | 0-1 | 0-1 |
| Warren Wilson | 0-0 | 0-0 | 0-0 | 0-0 |
| Western Carolina | 6-1 | 2-5 | 0-0 | 8-6 |
| Wofford | 2-2 | 3-3 | 1-0 | 6-5 |
| Wright State | 0-1 | 0-0 | 0-0 | 0-1 |
| Totals | 81-31 | 31-63 | 9-15 | 121-109 |



2011-12 CHATTANOOGA BASKETBALL

REGULAR-SEASON SOCON CHAMPS: 1981, 1982, 1983, 1985, 1986, 1989, 1991, 1992, 1993, 1994

SOCON DIVISION CHAMPS: 1995, 1997, 1998, 2002, 2005, 2008, 2009, 2011

SOCON TOURNAMENT CHAMPS: 1981, 1982, 1983, 1988, 1993, 1994, 1995, 1997, 2005, 2009

NCAA TOURNAMENT: 1981, 1982, 1983, 1988, 1993, 1994, 1995, 1997 (SWEET 16), 2005, 2009

CHATTANOOGA SUPERLATIVES

| Double-Digit Scoring Games | 2011-12 | Career |
|-----------------------------|---------|--------|
| Omar Wattad | 3 | 24 |
| Ricky Taylor | 2 | 47 |
| Drazen Zlovaric | 1 | 1 |
| Keegan Bell | 0 | 24 |
| Chris Early | 0 | 21 |
| Jahmal Burroughs | 0 | 2 |
| Dontay Hampton | 0 | 2 |
| 20-Point Scoring Games | | |
| Omar Wattad | 1 | 8 |
| Ricky Taylor | 0 | 9 |
| Keegan Bell | 0 | 7 |
| Chris Early | 0 | 2 |
| 10+ Rebounding Games | | |
| Drazen Zlovaric | 1 | 1 |
| Chris Early | 0 | 4 |
| Ricky Taylor | 0 | 1 |
| Sam Watson | RS | 1 |
| 5+ Assist Games | | |
| Keegan Bell | 3 | 40 |
| Omar Wattad | 0 | 2 |
| Dontay Hampton | 0 | 1 |
| 2+ Blocked Shot Games | | |
| Chris Early | 0 | 1 |
| Sam Watson | RS | 1 |
| 3+ Steal Games | | |
| Keegan Bell | 0 | 7 |
| Omar Wattad | 0 | 3 |
| Ricky Taylor | 1 | 2 |
| Chris Early | 0 | 1 |
| Dontay Hampton | 0 | 1 |
| 4+ 3-Point Field Goal Games | | |
| Omar Wattad | 2 | 15 |
| Keegan Bell | 0 | 13 |
| Ricky Taylor | 0 | 10 |
| Chris Early | 0 | 1 |
| Double-Doubles | | |
| Chris Early | 0 | 4 |
| Ricky Taylor | 0 | 1 |
| Games as Leading Scorer | | |
| Ricky Taylor | 2 | 19 |
| Omar Wattad | 1 | 12 |
| Keegan Bell | 0 | 8 |
| Chris Early | 0 | 5 |
| Games as Leading Rebounder | | |
| Drazen Zlovaric | 3 | 3 |
| Chris Early | 0 | 18 |
| Ricky Taylor | 0 | 5 |
| Jahmal Burroughs | 0 | 3 |
| Keegan Bell | 0 | 3 |
| Omar Wattad | 0 | 1 |
| Sam Watson | RS | 3 |

TICKET SPECIALS

TIMEOUT FOR TICKETS

Timeout 4 Tickets is an effort to help underprivileged youth and families in the community attend Mocs and Lady Mocs basketball games.

Fans can purchase (minimum of 10) tickets for \$4 each which will be donated to the community. The Chattanooga athletics department will match the numbers of tickets doubling the total provided per game.

Season ticket holders who are not using their tickets for a particular game can return that event's ticket to the athletic department to be provided to the community as well. Groups impacted by this program include Ronald McDonald House, Boys & Girls Club, Big Brothers Big Sisters of Greater Chattanooga, Inner City Ministries and many more.

1/2 PRICE PROMO CODE

There is a special code to use in purchasing single game tickets. Fans can buy general admission tickets for just \$4 when using the promo code ITSTIME when buying on Go-Mocs.com and printing the tickets at home. Offer expires 2 hours before tipoff of the game in question.

PICK 'EM PLANS

Three and seven game season ticket packages are great holiday gifts as well. Purchasers of these packages get to pick the games (3 or 7) they'd like to attend at discounted rate. The Pick 'Em Plans are for gold circle sections (206-209, 222-223) and are \$10 per ticket (\$30 for 3 games/\$70 for 7) and include small coke and popcorn.

BI-LO BOGO

BI-LO is partnering with the Chattanooga Mocs to offer the BI-LO BOGO promotion for SoCon games this season! Just show your BI-LO Bonus Card at the ticket gate for a Mocs SoCon game to buy one ticket and get one free.

CHATTANOOGA STARTING LINEUPS

| GAME | 1 | 2 | 3 | 4 | 5 | Record |
|----------------------------|-------------|--------------|--------------|-------------|-----------------|--------|
| TENNESSEE WESLEYAN | Keegan Bell | Ricky Taylor | Lance Stokes | Chris Early | Drazen Zlovaric | Exb. |
| @Indiana | Keegan Bell | Ricky Taylor | Omar Wattad | Chris Early | Drazen Zlovaric | 0-1 |
| @Butler | Keegan Bell | Ricky Taylor | Omar Wattad | Chris Early | Drazen Zlovaric | 0-2 |
| KENNESAW STATE | Keegan Bell | Ricky Taylor | Omar Wattad | Chris Early | Drazen Zlovaric | 0-3 |
| WARREN WILSON | | | | | | |
| SAVANNAH STATE | | | | | | |
| GARDNER-WEBB | | | | | | |
| @Georgia Southern | | | | | | |
| @Coll. of Charleston | | | | | | |
| @Mercer | | | | | | |
| SPALDING | | | | | | |
| @Kentucky | | | | | | |
| HIWASSEE | | | | | | |
| LONGWOOD | | | | | | |
| HAMPTON/UTAH VALLEY | | | | | | |
| @Tennessee | | | | | | |
| WESTERN CAROLINA | | | | | | |
| APPALACHIAN STATE | | | | | | |
| WOFFORD | | | | | | |
| @Samford | | | | | | |
| @UNCG | | | | | | |
| @Elon | | | | | | |
| DAVIDSON | | | | | | |
| GEORGIA SOUTHERN | | | | | | |
| @Western Carolina | | | | | | |
| @Davidson | | | | | | |
| ELON | | | | | | |
| UNCG | | | | | | |
| @Appalachian State | | | | | | |
| THE CITADEL | | | | | | |
| @Furman | | | | | | |
| SAMFORD | | | | | | |



2011-12 CHATTANOOGA BASKETBALL

REGULAR-SEASON SOCON CHAMPS: 1981, 1982, 1983, 1985, 1986, 1989, 1991, 1992, 1993, 1994

SOCON DIVISION CHAMPS: 1995, 1997, 1998, 2002, 2005, 2008, 2009, 2011

SOCON TOURNAMENT CHAMPS: 1981, 1982, 1983, 1988, 1993, 1994, 1995, 1997, 2005, 2009

NCAA TOURNAMENT: 1981, 1982, 1983, 1988, 1993, 1994, 1995, 1997 (SWEET 16), 2005, 2009

THE LAST TIME THE MOCS...

| |
|--|
| Scored 100 or more points: 111 vs. UNCG, 1/27/11 |
| Allowed 100 or more points: 110 vs. UNCG, 1/27/11 |
| Scored less than 50 points: 46 at Butler, 11/15/11 |
| Won in OT: 77-72 at Samford, 2/26/11 |
| Lost in OT: 85-86 at Elon, 1/24/09 (20T) |
| Scored 50+ 1st half points: 53 vs. College of Charleston, 1/17/11 |
| Scored 50+ 2nd half: 52 vs. Reinhardt, 12/21/10 |
| Made 40 or more FG: 40 vs. Reinhardt, 12/21/10 |
| Made fewer than 15 FG: 14 at Austin Peay, 1/3/11 |
| Attempted 80 or more FG: 83 vs. Virginia Intermont, 11/13/09 |
| Attempted fewer than 50 FG: 44 at Butler, 11/15/11 |
| Made 15 or more 3-pointers: 15 (35) at Davidson, 12/13/08 |
| Attempted 35 or more 3-pointers: 36 (10) vs. Jackson State, 11/24/10 |
| Made 30 or more FT: 36 vs. UNCG, 1/27/11 |
| Attempted 40 or more FT: 53 vs. UNCG, 1/27/11 |
| Had 50 or more rebounds: 50 vs. Montreat, 12/29/10 |
| Had 20 or more assists: 21 vs. Georgia Southern, 2/3/11 |
| Had 10 or more steals: 10 vs. Kennesaw State, 11/18/11 |
| Had 6 or more blocks: 6 vs. Montreat, 12/29/10 |
| Had fewer than 10 turnovers: 7 at The Citadel, 1/13/11 |
| Had 5 or more players in double figures: 5 vs. Montreat, 12/29/10 (Troy Cage 16, Omar Wattad 15, Jeff Smith 15, Ricky Taylor 13, Dontay Hampton 11) |
| Made 60% or better from the field: .667 (34-51) vs. Georgia So., 3/5/10 |
| Made less than 30% from the field: .270 (17-63) at Indiana, 11/13/11 |
| Made less than 40% in a win: .328 (20-61) vs. Samford, 1/15/11 |
| Made 50% or better from 3-point range: .526 (10-19) vs. Furman, 2/21/11 |
| Made less than 20% from 3-point range: .143 (2-14) at Butler, 11/15/11 |
| Made 90% or better from the FT line: .909 (20-22) vs. Brevard, 11/29/04 |
| Shot less than 50% from the FT line in a win: .472 (17-36) vs. Appalachian State, 1/30/10 |

THE LAST TIME A MOC...

| |
|---|
| Had 40 or more points: 41, Ricky Taylor vs. UNCG, 1/27/11 |
| Had 30 or more points: 30, Omar Wattad at The Citadel, 1/13/11 |
| Had 20 or more rebounds: 21, Mindaugas Katelynys vs. App State, 3/4/05 |
| Had 15 or more rebounds: 18, Ridge McKeither at The Citadel, 2/6/10 |
| Had 10 or more assists: 13, Keegan Bell vs. Appalachian State, 12/2/10 |
| Had 5 or more blocks: 5, Nicchaeus Doaks vs. Wofford, 1/8/09 |
| Had 5 or more steals: 5, Keegan Bell vs. Virginia Intermont, 11/13/09 |
| Made 12 or more FG: 12, Ricky Taylor vs. UNCG, 1/27/11 |
| Attempted 25 or more FG: 25, Stephen McDowell at Davidson, 12/13/08 |
| Made 90% (min. 6 att.) or better from the field: 100% (8-8), DeAntre Jefferson vs. Jackson State, 11/24/10 |
| Made 80-89% (min. 6 att.) from the field: .833 (5-6), Chris Early vs. Georgia Southern, 2/3/11 |
| Made 10 or more FT: 13, Ricky Taylor vs. UNCG, 1/27/11 |
| Attempted 15 or more FT: 15, Ricky Taylor vs. UNCG, 1/27/11 |
| Made 90% (min. 6 att.) or better on FT att: 100% (7-7), Omar Wattad vs. College of Charleston, 1/17/11 |
| Made 5 or more 3-pointers: 5 (10), Omar Wattad at Indiana, 11/13/11 |
| Attempted 15 or more 3-pointers: 16, Keegan Bell at Samford, 2/26/11 |
| Double-double (pts.-reb.): DeAntre Jefferson (11 pts-10 reb.) at Appalachian State, 2/12 |
| Double-double (pts.-asst.): Ray Trowell (12 pts., 10 asst.) vs. UNCG, 1/5/04 |

MEDIA INFORMATION

Covering Practice - UTC basketball practices are closed to the media. Media is permitted to film the first 30 minutes of the practice session. Those interested in attending a full practice should call Basketball SID Jim Horten at least 24 hours prior.

Interview Policies - All interview requests (coaches and players) must be made coordinated through Basketball SID Jim Horten. Coach and players are available prior to practice or meetings. Player phone numbers will not be made available. No pre-game interviews will be permitted.

Postgame Procedures - The UTC locker room is closed. For home games, following a 10-minute "cooling off" period, Shulmn will be brought to the media room followed by visiting team coach. Requested UTC players will follow the visiting coach. Visiting player availability and locker room accessibility depends on that team's procedures.

Inside Chattanooga Basketball - "Inside Chattanooga Basketball" is a weekly television program highlighting the Mocs and Lady Mocs throughout the basketball season. It is aired multiple times throughout the week on WDSI-TV, the Fox affiliate in Chattanooga, along with MyNetwork TV Chattanooga television stations. It is also available via MocsVision at GoMocs.com and through EPB On Demand.

Chat with the Mocs - Weekly radio featuring Mocs men's and women's basketball throughout the season at two Buffalo Wild Wings locations in Chattanooga. The shows are typically on Tuesday evenings from 7-8 p.m. The schedule:

BWW Downtown: 1/10, 1/17, 1/24, 1/31, 3/6, 3/13, 3/13, 3/27

BWW Hixson: 12/6, 12/20, 12/27, 2/7, 2/14, 2/21, 2/28

GoMocs.com Website - Chattanooga's official athletics website, www.GoMocs.com, is the source for all Mocs basketball information - statistics, game notes, rosters, player bios, previews, recaps - as well as live and archived video and audio features.

2011-12 MISCELLANEOUS STATS

| Teams | Bench | 2nd Chance | Paint | Off TO | Fast Break |
|--------------------------|--------------|--------------|--------------|--------------|-------------|
| UTC/@Indiana | 19/14 | 12/8 | 12/24 | 9/30 | 0/4 |
| UTC/@Butler | 3/6 | 3/7 | 20/20 | 11/10 | 2/6 |
| UTC/Kennesaw State | 11/24 | 6/6 | 26/28 | 11/16 | 4/18 |
| UTC/Warren Wilson | | | | | |
| UTC/Savannah State | | | | | |
| UTC/Gardner-Webb | | | | | |
| UTC/@Georgia Southern | | | | | |
| UTC/@Coll. of Charleston | | | | | |
| UTC/@Mercer | | | | | |
| UTC/Spalding | | | | | |
| UTC/@Kentucky | | | | | |
| UTC/Hiwassee | | | | | |
| UTC/Longwood | | | | | |
| UTC/Hampton/Utah Valley | | | | | |
| UTC/@Tennessee | | | | | |
| UTC/Western Carolina | | | | | |
| UTC/App State | | | | | |
| UTC/Wofford | | | | | |
| UTC/@Samford | | | | | |
| UTC/@UNCG | | | | | |
| UTC/@Elon | | | | | |
| UTC/Davidson | | | | | |
| UTC/Georgia Southern | | | | | |
| UTC/@Western Carolina | | | | | |
| UTC/@Davidson | | | | | |
| UTC/Elon | | | | | |
| UTC/UNCG | | | | | |
| UTC/@App State | | | | | |
| UTC/The Citadel | | | | | |
| UTC/@Furman | | | | | |
| UTC/Samford | | | | | |
| Totals | 33/44 | 21/21 | 58/72 | 31/56 | 6/28 |

2011-12 MISCELLANEOUS NUMBERS

Mocs Largest Halftime Lead:

Mocs Largest Halftime Deficit:

12 at Indiana, 11/13

Mocs Largest Lead:

9 (14-5) vs. Kennesaw State, 11/18

Mocs Largest Deficit:

29 (65-36) at Indiana, 11/13

Mocs Largest Deficit OVERCOME:

Mocs Latest Deficit OVERCOME:

Mocs Largest Lead Lost:

9 (14-5) vs. Kennesaw State, 11/18

Mocs Latest Lead Lost:

Most Points Scored:

59 vs. Kennesaw State, 11/18

Most Points Allowed:

78 at Indiana, 11/13

Fewest Points Scored:

46 at Butler, 11/15

Fewest Points Allowed:

57 at Butler, 11/15

Longest Winning Streak:

Longest Losing Streak:

3, (11/13-current)

Wire-to-Wire Wins (0 Ties after 0-0):

Wire-to-Wire Losses (0 Ties after 0-0):



2011-12 CHATTANOOGA BASKETBALL

REGULAR-SEASON SOCON CHAMPS: 1981, 1982, 1983, 1985, 1986, 1989, 1991, 1992, 1993, 1994

SOCON DIVISION CHAMPS: 1995, 1997, 1998, 2002, 2005, 2008, 2009, 2011

SOCON TOURNAMENT CHAMPS: 1981, 1982, 1983, 1988, 1993, 1994, 1995, 1997, 2005, 2009

NCAA TOURNAMENT: 1981, 1982, 1983, 1988, 1993, 1994, 1995, 1997 (SWEET 16), 2005, 2009

SOCON PRESEASON POLL (COACHES)

North Division

| Team (1st Place Votes)..... | Total |
|--------------------------------|-------|
| 1. Chattanooga (9) | 64 |
| 2. Appalachian State (2) | 51 |
| 3. Western Carolina (1) | 44 |
| 4. UNCG | 42 |
| 5. Elon | 29 |
| 6. Samford | 16 |

South Division

| Team (1st Place Votes)..... | Total |
|------------------------------------|-------|
| 1. Davidson (10) | 65 |
| 2. College of Charleston (2) | 56 |
| 3. Georgia Southern | 42 |
| 4. Furman | 34 |
| 5. Wofford | 32 |
| 6. The Citadel | 17 |

2010-11 Preseason All-Conference Team

Keegan Bell, Chattanooga

Omar Carter, Appalachian State

Jake Cohen, Davidson

JP Kuhlman, Davidson

Willie Powers III, Georgia Southern

Drew Spradlin, Elon

Trey Sumler, Western Carolina

Omar Wattad, Chattanooga

Trent Wiedeman, College of Charleston

Antwaine Wiggins, College of Charleston

2010-11 Preseason Player of the Year

Omar Carter, Appalachian State

SOCON PRESEASON POLL (MEDIA)

North Division

| Team (1st Place Votes)..... | Total |
|--------------------------------|-------|
| 1. Chattanooga (24) | 172 |
| 2. Appalachian State (3) | 136 |
| 3. Western Carolina (2) | 123 |
| 4. UNCG (1) | 90 |
| 5. Elon | 76 |
| 6. Samford | 36 |

South Division

| Team (1st Place Votes)..... | Total |
|-------------------------------------|-------|
| 1. Davidson (18) | 165 |
| 2. College of Charleston (10) | 156 |
| 3. Wofford (1) | 105 |
| 4. Furman | 80 |
| 5. Georgia Southern (1) | 76 |
| 6. The Citadel | 48 |

SOUTHERN CONFERENCE STANDINGS & SCHEDULE/RESULTS

NORTH DIVISION

| | CONFERENCE | | | OVERALL | | |
|--------------------|------------|----------|-------------|----------|----------|-------------|
| | W | L | PCT. | W | L | PCT. |
| Elon | 0 | 0 | .000 | 2 | 1 | .667 |
| Western Carolina | 0 | 0 | .000 | 2 | 1 | .667 |
| Appalachian State | 0 | 0 | .000 | 1 | 1 | .500 |
| UNCG | 0 | 0 | .000 | 1 | 2 | .333 |
| Samford | 0 | 0 | .000 | 0 | 2 | .000 |
| CHATTANOOGA | 0 | 0 | .000 | 0 | 3 | .000 |

SOUTH DIVISION

| | CONFERENCE | | | OVERALL | | |
|-----------------------|------------|---|------|---------|---|-------|
| | W | L | PCT. | W | L | PCT. |
| College of Charleston | 0 | 0 | .000 | 2 | 0 | 1.000 |
| Davidson | 0 | 0 | .000 | 2 | 1 | .667 |
| Furman | 0 | 0 | .000 | 2 | 1 | .667 |
| Wofford | 0 | 0 | .000 | 1 | 1 | .500 |
| The Citadel | 0 | 0 | .000 | 1 | 2 | .333 |
| Georgia Southern | 0 | 0 | .000 | 1 | 2 | .333 |

TV Key: SoCon = SoCon Sports Network; CSS = Comcast/Charter Sports Southeast; FSSO = Fox Sports Net South; SPSO = Sport-South; BTN = Big Ten Network; MASN = Mid-Atlantic Sports Network; Also: ESPN, ESPN2, ESPN3, ESPNU, HDNET, VERSUS

November 19 (Saturday)

Appalachian State at Tennessee Tech, 8 p.m.

College of Charleston at Clemson, 7 p.m.

UNCG at Middle Tennessee, 6 p.m. (EA Sports Maui Invitational)

Wofford at Wisconsin, 8 p.m. (Chicago Invitational Challenge) TV-ESPN3

November 20 (Sunday)

Loyola Chicago at Furman, 2 p.m.

UNCG vs. Belmont or Towson, 2 p.m. or 4:30 p.m. (EA Sports Maui Invit. at Murfreesboro, TN)

Western Carolina at Iowa State, 1 p.m. (South Padre Island Invitational)

November 21 (Monday)

Warren Wilson at Chattanooga, 7 p.m.

Florida Christian at The Citadel, 7 p.m.

Presbyterian at Davidson, 8:15 p.m.

November 22 (Tuesday)

East Carolina vs. Appalachian State, 7 p.m. (at Time Warner Cable Arena, Charlotte, NC)

Georgia State at Samford, 8 p.m.

Elon at Princeton, 7 p.m.

Western Carolina at Northern Iowa, 8 p.m. (South Padre Island Invitational)

Wofford at Bradley, 8 p.m. (Chicago Invitational Challenge)

November 23 (Wednesday)

Georgia Southern at South Florida, 7 p.m.

November 24 (Thursday)

College of Charleston vs. Central Florida, 2 p.m. (Battle 4 Atlantis at Paradise Island, Bahamas) TV-VERSUS

November 25 (Friday)

Savannah State at Chattanooga, 7 p.m. (Hoosier Classic)

College of Charleston vs. UConn or UNC Asheville, 2 p.m./7 p.m. (Battle 4 Atlantis at Paradise Island, Bahamas) TV-HDNET or VERSUS

Elon at North Carolina State, 7 p.m.

Furman at Clemson, 7 p.m.

Western Carolina vs. Northern Colorado, 2:30 p.m. (South Padre Island Invitational at South Padre Island, TX)

Wofford vs. Missouri-Kansas City, 3:30 p.m. (Chicago Invitational Challenge at Hoffman Estates, IL)



2011-12 CHATTANOOGA BASKETBALL

REGULAR-SEASON SOCON CHAMPS: 1981, 1982, 1983, 1985, 1986, 1989, 1991, 1992, 1993, 1994

SOCON DIVISION CHAMPS: 1995, 1997, 1998, 2002, 2005, 2008, 2009, 2011

SOCON TOURNAMENT CHAMPS: 1981, 1982, 1983, 1988, 1993, 1994, 1995, 1997, 2005, 2009

NCAA TOURNAMENT: 1981, 1982, 1983, 1988, 1993, 1994, 1995, 1997 (SWEET 16), 2005, 2009

MOCS RECORD WATCH

CAREER SCORING

| | | | |
|-----|------------|----------------------------|-----------------------|
| 1. | 1969 | Willie White (122 games) | - 1981-84 |
| 17. | 1005 | Ashley Champion (60 games) | - 2003-04 |
| 18. | 994 | James Hunter (117 games) | - 1984-87 |
| 19. | 970 | Tim Brooks (63 games) | - 1992-93 |
| 20. | 946 | Benny Green (60 games) | - 1988-89 |
| 21. | 906 | Keith Parker (55 games) | - 1978-80 |
| 22. | 884 | Oliver Morton (77 games) | - 1999-01 |
| 23. | 880 | Daren Chandler (61 games) | - 1988-90 |
| | 880 | Wes Moore (117 games) | - 1996-99 |
| 25. | 866 | RICKY TAYLOR | - 2009-PRESENT |

ASSISTS

| | | | |
|----|------------|--------------------|-----------------------|
| 1. | 414 | Tim Brooks | - 1992-93 |
| | 414 | Wes Moore | - 1996-99 |
| 3. | 386 | Casey Long | - 2004-07 |
| 4. | 363 | KEEGAN BELL | - 2010-PRESENT |

3-POINT FIELD GOALS MADE

| | | | |
|-----|------------|-----------------------------|-----------------------|
| 1. | 243 | Stephen McDowell (66 games) | - 2008-09 |
| 10. | 119 | Casey Long (125 games) | - 2004-07 |
| | 119 | Chad Copeland (47 games) | - 1993-94 |
| 12. | 118 | Benny Green (60 games) | - 1988-89 |
| 13. | 116 | Maurio Hanson (60 games) | - 1994-95 |
| 14. | 115 | RICKY TAYLOR | - 2009-PRESENT |
| 15. | 110 | KEEGAN BELL | - 2010-PRESENT |

3-POINT FIELD GOALS ATTEMPTED

| | | | |
|-----|------------|-----------------------------|-----------------------|
| 1. | 611 | Stephen McDowell (66 games) | - 2008-09 |
| 7. | 380 | Casey Long (125 games) | - 2004-07 |
| 8. | 366 | KEEGAN BELL | - 2010-PRESENT |
| 9. | 365 | John Oliver (80 games) | - 1994-96 |
| 10. | 359 | Benny Green (60 games) | - 1988-89 |
| 11. | 356 | Brandon Born (111 games) | - 1991-95 |
| 12. | 345 | RICKY TAYLOR | - 2009-PRESENT |

GAMES STARTED

| | | | |
|-----|-----------|--------------------|-----------------------|
| 1. | 119 | Willie White | - 1981-84 |
| 4. | 97 | Nicchaeus Doaks | - 2005-09 |
| 5. | 90 | Brandon Born | - 1990-95 |
| | 90 | Lance Fulse | - 1984-88 |
| 7. | 89 | Stanley Lawrence | - 1979-83 |
| 8. | 88 | Khalil Hartwell | - 2005-09 |
| 9. | 86 | David Phillips | - 1996-00 |
| 10. | 84 | Gerald Wilkins | - 1982-85 |
| 11. | 83 | Idris Harper | - 1997-01 |
| 12. | 70 | Chris McCray | - 1980-84 |
| 13. | 67 | Ricky Hood | - 2002-07 |
| 14. | 66 | KEEGAN BELL | - 2010-PRESENT |

SERIES BREAKDOWN

| | |
|----------------------|-----|
| Record..... | 0-0 |
| In Chattanooga | 0-0 |
| Streak..... | N/A |
| Last 10 | 0-0 |

Notes:

- First meeting.

LAST MEETING

N/A

UPCOMING PRACTICE SCHEDULE (TENTATIVE)

| Day | Date | Time | Location | |
|-----------------|------|---|--------------------|-----------------------------------|
| Sunday | 20 | 1:00 pm Meet/2:00 pm Practice | McKenzie | |
| Monday | 21 | WARREN WILSON - 7:00 pm | | |
| Tuesday | 22 | OFF | | |
| Wednesday | 23 | 2:00 pm Practice | McKenzie | No after practice availability |
| Thursday | 24 | 8:30 am Meet/9:30 pm Practice | McKenzie | |
| Friday | 25 | SAVANNAH STATE - 7:00 pm | | |
| Saturday | 26 | 2:00 pm Meet/3:00 pm Practice | Chattem | |
| Sunday | 27 | GARDNER WEBB - 3:00 pm | | |
| Monday | 28 | 4:30 pm Practice | McKenzie | No after practice availability |
| Tuesday | 29 | OFF | | |
| Wednesday | 30 | 2:00 pm Practice | McKenzie | |
| December | | | | |
| Thursday | 01 | AT GEORGIA SOUTHERN - 7:00 pm | | |
| Friday | 02 | TBA | | |
| Saturday | 03 | AT CHARLESTON - 4:00 pm | | |
| Sunday | 04 | OFF | | |
| Monday | 05 | OFF | | |
| Tuesday | 06 | TBA | McKenzie | |
| Wednesday | 07 | TBA | McKenzie | |
| Thursday | 08 | TBA | McKenzie | |
| Friday | 09 | TBA | McKenzie | |
| Saturday | 10 | AT MERCER - 7:00 pm | | |
| Sunday | 11 | 3:00 pm Meet/4:00 pm Practice | McKenzie | |
| Monday | 12 | 1:00 pm Meet/2:00 pm Practice | McKenzie | |
| Tuesday | 13 | SPALDING - 7:00 pm | | |
| Wednesday | 14 | 11:30 am Meet/12:30-3:00 Practice | McKenzie | No after practice availability |
| Thursday | 15 | 2:00-4:30 pm Practice | McKenzie | |
| Friday | 16 | 9:00-11 am Practice | Chattem | |
| Saturday | 17 | AT KENTUCKY - 8:00 pm | | |
| Sunday | 18 | 3:00 pm Meet/4:00-6:00 pm Practice | Chattem | |
| Monday | 19 | 2:00 pm Practice | Chattem | No after practice availability |
| Tuesday | 20 | 10:00 am Meet/11:00am -1:00 pm Practice | McKenzie | |
| Wednesday | 21 | HIWASSEE - Noon | | |
| Thursday | 22 | OFF | | |
| Friday | 23 | OFF | | |
| Saturday | 24 | OFF | | |
| Sunday | 25 | OFF | | |
| Monday | 26 | 8:00 pm Practice | McKenzie | No after practice availability |
| Tuesday | 27 | 9:00 am Practice/4:00 pm Practice | McKenzie | |
| Wednesday | 28 | 11:00 am Meet/12-2:00 pm Practice | McKenzie | 5:00 Shoot (Chattem - Clinic TBA) |
| Thursday | 29 | Dr. Pepper Classic - 7:00 pm | | |
| Friday | 30 | | Dr. Pepper Classic | TBA |
| Saturday | 31 | 3:00 pm Meet | | 4:00 pm Practice (PF) |
| Lift | | | | |



2011-12 CHATTANOOGA BASKETBALL

REGULAR-SEASON SOCON CHAMPS: 1981, 1982, 1983, 1985, 1986, 1989, 1991, 1992, 1993, 1994

SOCON DIVISION CHAMPS: 1995, 1997, 1998, 2002, 2005, 2008, 2009, 2011

SOCON TOURNAMENT CHAMPS: 1981, 1982, 1983, 1988, 1993, 1994, 1995, 1997, 2005, 2009

NCAA TOURNAMENT: 1981, 1982, 1983, 1988, 1993, 1994, 1995, 1997 (SWEET 16), 2005, 2009



5 • DREW BAKER

6-7, 199, RSo., F

Knoxville, Tenn. (Karns)


- Redshirted 2010-11 season after playing in two games in 2009-10.
- Walk-on who sprouted two inches and gained about 20 lbs., since coming on campus in 2009.

2011-12 GAME-BY-GAME

| Opponent | Date | GS | Min | FG | FGA | Pct | 3FG | FGA | Pct | FT | FTA | Pct | REBOUNDS | | | | | | | | | | | |
|---------------|----------|----|----------|----------|----------|-------------|----------|----------|-------------|----------|----------|-------------|----------|----------|----------|------------|----------|----------|----------|----------|----------|----------|----------|------------|
| | | | | | | | | | | | | | Off | Def | Tot | Avg | PF | FO | A | TO | Blk | Stl | Pts | Avg |
| at Indiana | 11/13/11 | | 1 | 0 | 0 | .000 | 0 | 0 | .000 | 0 | 0 | .000 | 0 | 0 | 0 | 0.0 | 0 | 0 | 0 | 0 | 0 | 0 | 0 | 0.0 |
| Totals | | | 0 | 1 | 0 | .000 | 0 | 0 | .000 | 0 | 0 | .000 | 0 | 0 | 0 | 0.0 | 0 | 0 | 0 | 0 | 0 | 0 | 0 | 0.0 |

CAREER/SEASON HIGHS

| CATEGORY | CAREER HIGH | SEASON HIGH |
|--------------|--|---------------------|
| Points | 3 vs. Virginia Intermont, 11/13/09 | |
| Rebounds | 5 vs. Virginia Intermont, 11/13/09 | |
| Assists | 1 vs. 2 opp. (MR: Tennessee Temple, 12/21//09) | |
| Turnovers | 2 vs. 2 opp. (MR: Tennessee Temple, 12/21//09) | |
| Blocks | 1 vs. Virginia Intermont, 11/13/09 | |
| Steals | | |
| Minutes | 15 vs. Virginia Intermont, 11/13/09 | 1 at Indiana, 11/13 |
| FG Made | 1 vs. 2 opp. (MR: Tennessee Temple, 12/21//09) | |
| FG Att. | 1 vs. 2 opp. (MR: Tennessee Temple, 12/21//09) | |
| 3-pt FG Made | | |
| 3-pt FG Att. | | |
| FT Made | 1 vs. Virginia Intermont, 11/13/09 | |
| FT Att. | 3 vs. Virginia Intermont, 11/13/09 | |



10 • MARTYNAS BAREIKA

6-4, 186, RFr., G

Kedainiai, Lithuania (Triobet-Malsta)

- Redshirted 2010-11 season.
- 1st Lithuanian player for Mocs since Mindaugas Katelynas (2004-05).
- Strong defender on the wing.

2011-12 GAME-BY-GAME

| Opponent | Date | GS | Min | FG | FGA | Pct | 3FG | FGA | Pct | FT | FTA | Pct | REBOUNDS | | | | | | | | | | | |
|---------------|----------|----|----------|----------|----------|-------------|----------|----------|-------------|----------|----------|-------------|----------|----------|----------|------------|----------|----------|----------|----------|----------|----------|----------|------------|
| | | | | | | | | | | | | | Off | Def | Tot | Avg | PF | FO | A | TO | Blk | Stl | Pts | Avg |
| at Indiana | 11/13/11 | | 1 | 0 | 1 | .000 | 0 | 0 | .000 | 0 | 0 | .000 | 0 | 0 | 0 | 0.0 | 0 | 0 | 0 | 0 | 0 | 0 | 0 | 0.0 |
| Totals | | | 0 | 1 | 0 | .000 | 0 | 0 | .000 | 0 | 0 | .000 | 0 | 0 | 0 | 0.0 | 0 | 0 | 0 | 0 | 0 | 0 | 0 | 0.0 |

CAREER/SEASON HIGHS

| CATEGORY | CAREER HIGH | SEASON HIGH |
|--------------|-------------|---------------------|
| Points | | |
| Rebounds | | |
| Assists | | |
| Turnovers | | |
| Blocks | | |
| Steals | | |
| Minutes | | 1 at Indiana, 11/13 |
| FG Made | | |
| FG Att. | | 1 at Indiana, 11/13 |
| 3-pt FG Made | | |
| 3-pt FG Att. | | |
| FT Made | | |
| FT Att. | | |



2011-12 CHATTANOOGA BASKETBALL

REGULAR-SEASON SOCON CHAMPS: 1981, 1982, 1983, 1985, 1986, 1989, 1991, 1992, 1993, 1994

SOCON DIVISION CHAMPS: 1995, 1997, 1998, 2002, 2005, 2008, 2009, 2011

SOCON TOURNAMENT CHAMPS: 1981, 1982, 1983, 1988, 1993, 1994, 1995, 1997, 2005, 2009

NCAA TOURNAMENT: 1981, 1982, 1983, 1988, 1993, 1994, 1995, 1997 (SWEET 16), 2005, 2009



12 • TREY BROWN

6-7, 192, Fr., F

Brandon, Miss. (Brandon)

• True freshman wing with great athleticism

2011-12 GAME-BY-GAME

REBOUNDS
Opponent Date GS Min FG FGA Pct 3FG FGA Pct FT FTA Pct Off Def Tot Avg PF FO A TO Blk Stl Pts Avg

CAREER/SEASON HIGHS

| CATEGORY | CAREER HIGH | SEASON HIGH |
|--------------|-------------|-------------|
| Points | | |
| Rebounds | | |
| Assists | | |
| Turnovers | | |
| Blocks | | |
| Steals | | |
| Minutes | | |
| FG Made | | |
| FG Att. | | |
| 3-pt FG Made | | |
| 3-pt FG Att. | | |
| FT Made | | |
| FT Att. | | |



24 • RYAN GENTLE

6-5, 181, RFr., F

Nashville, Tenn. (Franklin Road Acad.)

• Redshirted 2010-11 season.
• Out with lower body injury.

2011-12 GAME-BY-GAME

REBOUNDS
Opponent Date GS Min FG FGA Pct 3FG FGA Pct FT FTA Pct Off Def Tot Avg PF FO A TO Blk Stl Pts Avg

CAREER/SEASON HIGHS

| CATEGORY | CAREER HIGH | SEASON HIGH |
|--------------|-------------|-------------|
| Points | | |
| Rebounds | | |
| Assists | | |
| Turnovers | | |
| Blocks | | |
| Steals | | |
| Minutes | | |
| FG Made | | |
| FG Att. | | |
| 3-pt FG Made | | |
| 3-pt FG Att. | | |
| FT Made | | |
| FT Att. | | |



2011-12 CHATTANOOGA BASKETBALL

REGULAR-SEASON SOCON CHAMPS: 1981, 1982, 1983, 1985, 1986, 1989, 1991, 1992, 1993, 1994

SOCON DIVISION CHAMPS: 1995, 1997, 1998, 2002, 2005, 2008, 2009, 2011

SOCON TOURNAMENT CHAMPS: 1981, 1982, 1983, 1988, 1993, 1994, 1995, 1997, 2005, 2009

NCAA TOURNAMENT: 1981, 1982, 1983, 1988, 1993, 1994, 1995, 1997 (SWEET 16), 2005, 2009



3 • KEEGAN BELL

6-1, 185, RSr., G

Huntsville, Ala.

(Vandy/Hazel Green)

- Was on the 2010-11 Bob Cousy Award watch list which is presented to the nation's top point guard. This year's list is announced after the season starts.

- Third-year starter and captain.

- Began career at Vanderbilt.

- 21 points on 7-9 shooting from beyond the arc in the exhibition win over Tennessee Wesleyan.

- Season high nine assists in home loss to Kennesaw State.

2011-12 GAME-BY-GAME

| Opponent | Date | GS | Min | FG | FGA | Pct | 3FG | FGA | Pct | FT | FTA | Pct | REBOUNDS | | | | PF | FO | A | TO | Blk | Stl | Pts | Avg | | |
|---------------|----------|----|----------|-----------|----------|-----------|-------------|----------|----------|-------------|----------|----------|--------------|----------|----------|----------|------------|----------|----------|-----------|-----------|----------|----------|----------|------------|-----|
| | | | | | | | | | | | | | Off | Def | Tot | Avg | | | | | | | | | | |
| at Indiana | 11/13/11 | * | 30 | 0 | 5 | .000 | 0 | 2 | .000 | 0 | 0 | .000 | 0 | 2 | 2 | 2.0 | 0 | 0 | 7 | 5 | 0 | 2 | 0 | 0 | 0.0 | |
| at BUTLER | 11/15/11 | * | 33 | 1 | 4 | .250 | 0 | 3 | .000 | 2 | 2 | 1.000 | 1 | 3 | 4 | 3.0 | 3 | 0 | 6 | 4 | 0 | 0 | 4 | 2 | 0 | 2.7 |
| KENNESAW ST. | 11/18/11 | * | 35 | 2 | 6 | .333 | 0 | 3 | .000 | 0 | 0 | .000 | 1 | 1 | 2 | 2.7 | 0 | 0 | 9 | 2 | 0 | 2 | 4 | 2 | 2.7 | |
| Totals | | | 3 | 98 | 3 | 15 | .200 | 0 | 8 | .000 | 2 | 2 | 1.000 | 2 | 6 | 8 | 2.7 | 3 | 0 | 22 | 11 | 0 | 4 | 8 | 2.7 | |

CAREER/SEASON HIGHS

| CATEGORY | CAREER HIGH | SEASON HIGH |
|--------------|---|--|
| Points | 25 at Samford, 2/26/11 | 4 vs. 2 opp. (MR: Kennesaw St., 11/18) |
| Rebounds | 8 vs. 2 opp. (MR: Coll. of Charleston, 1/17/11) | 4 at Butler, 11/15 |
| Assists | 13 vs. Appalachian State, 12/2/10 | 9 vs. Kennesaw St., 11/18 |
| Turnovers | 6 vs. College of Charleston, 1/16/10 | 5 at Indiana, 11/13 |
| Blocks | 1 vs. 3 opp. (MR: Louisville, 11/22/11) | n/a |
| Steals | 5 vs. Virginia Intermont, 11/13/09 | 2 vs. 2 opp. (MR: Kennesaw St., 11/18) |
| Minutes | 48 vs. UNC Greensboro, 1/27/11 | 35 vs. Kennesaw St., 11/18 |
| FG Made | 8 vs. 2 opp. (MR: at Samford, 2/26/11) | 2 vs. Kennesaw St., 11/18 |
| FG Att. | 18 at Samford, 2/26/11 | 6 vs. Kennesaw St., 11/18 |
| 3-pt FG Made | 6 vs. 5 opp. (MR: at Samford, 2/26/11) | n/a |
| 3-pt FG Att. | 16 at Samford, 2/26/11 | 3 vs. 2 opp. (MR: Kennesaw St., 11/18) |
| FT Made | 9 at Jacksonville State, 12/1/09 | 2 at Butler, 11/15 |
| FT Att. | 10 at Jacksonville State, 12/1/09 | 2 at Butler, 11/15 |

BELL'S CAREER STATISTICS

REBOUNDS

| YEAR | GP | GS | MIN | AVG. | FG | FGA | PCT. | 3FG | FGA | PCT. | FT | FTA | PCT. | OFF | DEF | TOTAL | AVG | PF | FO | A | TO | BLK | STL | PTS | AVG |
|--------------|------------|-----------|-------------|-------------|------------|------------|-------------|------------|------------|-------------|-----------|------------|-------------|-----------|------------|------------|------------|------------|----------|------------|------------|----------|-----------|------------|------------|
| 2007-08* | 34 | 0 | 460 | 13.5 | 30 | 93 | .323 | 27 | 78 | .346 | 5 | 10 | .500 | 6 | 35 | 41 | 1.2 | 39 | 0 | 95 | 51 | 1 | 7 | 92 | 2.7 |
| 2009-10 | 33 | 32 | 979 | 29.7 | 83 | 234 | .355 | 48 | 155 | .310 | 36 | 52 | .692 | 10 | 91 | 101 | 3.1 | 52 | 1 | 159 | 93 | 1 | 29 | 250 | 7.6 |
| 2010-11 | 32 | 31 | 1105 | 34.5 | 101 | 279 | .362 | 62 | 200 | .310 | 46 | 63 | .730 | 25 | 81 | 106 | 3.3 | 56 | 1 | 182 | 77 | 1 | 28 | 310 | 9.7 |
| 2011-12 | 3 | 3 | 98 | 32.7 | 3 | 15 | .200 | 0 | 8 | .000 | 2 | 2 | 1.000 | 2 | 6 | 8 | 2.7 | 3 | 0 | 22 | 11 | 0 | 4 | 8 | 2.7 |
| TOTAL | 68 | 66 | 2182 | 32.1 | 187 | 528 | .354 | 110 | 363 | .303 | 84 | 117 | .718 | 37 | 178 | 215 | 3.2 | 111 | 2 | 363 | 181 | 2 | 61 | 568 | 8.4 |
| ALL* | 102 | 66 | 2642 | 25.9 | 217 | 621 | .349 | 137 | 441 | .311 | 89 | 127 | .701 | 43 | 213 | 256 | 2.5 | 150 | 2 | 458 | 232 | 3 | 68 | 660 | 6.5 |

* STATISTICS FROM VANDERBILT



2011-12 CHATTANOOGA BASKETBALL

REGULAR-SEASON SOCON CHAMPS: 1981, 1982, 1983, 1985, 1986, 1989, 1991, 1992, 1993, 1994

SOCON DIVISION CHAMPS: 1995, 1997, 1998, 2002, 2005, 2008, 2009, 2011

SOCON TOURNAMENT CHAMPS: 1981, 1982, 1983, 1988, 1993, 1994, 1995, 1997, 2005, 2009

NCAA TOURNAMENT: 1981, 1982, 1983, 1988, 1993, 1994, 1995, 1997 (SWEET 16), 2005, 2009



34 • JARED BRYANT

6-7, 234, Fr., F

Cincinnati, Ohio

(Roger Bacon)

- True freshman post.
- Very skilled. Just need to adapt to speed and physicality of DI level.
- 6 rebounds in 6 minutes in first collegiate game at IU.
- Season-high nine minutes scoring first points in home loss

to Kennesaw State.

2011-12 GAME-BY-GAME

| Opponent | Date | GS | Min | FG | FGA | Pct | 3FG | FGA | Pct | FT | FTA | Pct | REBOUNDS | | | | | PF | FO | A | TO | BLK | STL | Pts | Avg | | |
|---------------|----------|----|----------|-----------|----------|----------|-------------|----------|----------|----------|----------|-------------|----------|----------|----------|------------|----------|----------|----------|----------|----------|----------|----------|----------|----------|------------|-----|
| | | | | | | | | | | | | | Off | Def | Tot | Avg | | | | | | | | | | | |
| at Indiana | 11/13/11 | | 6 | 0 | 3 | .000 | 0 | 0 | .000 | 0 | 0 | .000 | 4 | 2 | 6 | 6.0 | 0 | 0 | 0 | 1 | 0 | 0 | 0 | 0 | 0 | 0 | 0.0 |
| at BUTLER | 11/15/11 | | 2 | 0 | 1 | .000 | 0 | 0 | .000 | 0 | 0 | .000 | 0 | 0 | 0 | 3.0 | 1 | 0 | 0 | 0 | 0 | 0 | 0 | 0 | 0 | 0 | 0.0 |
| KENNESAW ST. | 11/18/11 | | 9 | 1 | 1 | 1.000 | 0 | 0 | .000 | 0 | 0 | .000 | 1 | 1 | 2 | 2.7 | 1 | 0 | 1 | 2 | 1 | 0 | 2 | 1 | 0 | 2 | 0.7 |
| Totals | | | 0 | 17 | 1 | 5 | .200 | 0 | 0 | 0 | 0 | .000 | 5 | 3 | 8 | 2.7 | 2 | 0 | 1 | 3 | 1 | 0 | 2 | 0 | 2 | 0.7 | |

CAREER/SEASON HIGHS

| CATEGORY | CAREER HIGH | SEASON HIGH |
|--------------|-------------|---------------------------|
| Points | | 2 vs. Kennesaw St., 11/18 |
| Rebounds | | 6 at Indiana, 11/13 |
| Assists | | 1 vs. Kennesaw St., 11/18 |
| Turnovers | | 2 vs. Kennesaw St., 11/18 |
| Blocks | | 1 vs. Kennesaw St., 11/18 |
| Steals | | |
| Minutes | | 9 vs. Kennesaw St., 11/18 |
| FG Made | | 1 vs. Kennesaw St., 11/18 |
| FG Att. | | 3 at Indiana, 11/13 |
| 3-pt FG Made | | |
| 3-pt FG Att. | | |
| FT Made | | |
| FT Att. | | |

BRYANT'S CAREER STATISTICS

REBOUNDS

| YEAR | GP | GS | MIN | AVG. | FG | FGA | PCT. | 3FG | FGA | PCT. | FT | FTA | PCT. | OFF | DEF | TOTAL | AVG | PF | FO | A | TO | BLK | STL | PTS | AVG |
|---------|----|----|-----|------|----|-----|------|-----|-----|------|----|-----|------|-----|-----|-------|-----|----|----|---|----|-----|-----|-----|-----|
| 2011-12 | 3 | 0 | 17 | 5.7 | 1 | 5 | .200 | 0 | 0 | .000 | 0 | 0 | .000 | 5 | 3 | 8 | 2.7 | 2 | 0 | 1 | 3 | 1 | 0 | 2 | 0.7 |



2011-12 CHATTANOOGA BASKETBALL

REGULAR-SEASON SOCON CHAMPS: 1981, 1982, 1983, 1985, 1986, 1989, 1991, 1992, 1993, 1994

SOCON DIVISION CHAMPS: 1995, 1997, 1998, 2002, 2005, 2008, 2009, 2011

SOCON TOURNAMENT CHAMPS: 1981, 1982, 1983, 1988, 1993, 1994, 1995, 1997, 2005, 2009

NCAA TOURNAMENT: 1981, 1982, 1983, 1988, 1993, 1994, 1995, 1997 (SWEET 16), 2005, 2009



32 • JAHMAL BURROUGHS

6-6, 206, Sr., F

New Orleans, La.

(Neosho County C.C./New Orleans)

- Returning letterman in the post.
- Plays with a lot of energy and can play the 4 or 5.
- Season-high six rebounds in home loss to Kennesaw State.

2011-12 GAME-BY-GAME

| Opponent | Date | GS | Min | FG | FGA | Pct | 3FG | FGA | Pct | FT | FTA | Pct | REBOUNDS | | | | | | Pts | Avg | | | | | |
|---------------|----------|----------|-----------|----------|-----------|-------------|----------|----------|-------------|----------|----------|--------------|----------|----------|-----------|------------|----------|----------|----------|----------|----------|----------|----------|----------|------------|
| | | | | | | | | | | | | | Off | Def | Tot | Avg | PF | FO | | | A | TO | Blk | Stl | |
| at Indiana | 11/13/11 | | 16 | 2 | 4 | .500 | 0 | 0 | .000 | 2 | 2 | 1.000 | 1 | 2 | 3 | 3.0 | 1 | 0 | 2 | 0 | 1 | 6 | 6.0 | | |
| at BUTLER | 11/15/11 | | 19 | 0 | 2 | .000 | 0 | 0 | .000 | 0 | 0 | .000 | 1 | 1 | 2 | 2.5 | 0 | 0 | 0 | 1 | 0 | 0 | 0 | 3.0 | |
| KENNESAW ST. | 11/18/11 | | 19 | 1 | 4 | .250 | 0 | 1 | .000 | 0 | 0 | .000 | 1 | 5 | 6 | 3.7 | 2 | 0 | 0 | 0 | 0 | 1 | 2 | 2.7 | |
| Totals | | 0 | 54 | 3 | 10 | .300 | 0 | 1 | .000 | 2 | 2 | 1.000 | 3 | 8 | 11 | 3.7 | 3 | 0 | 3 | 0 | 3 | 0 | 2 | 8 | 2.7 |

CAREER/SEASON HIGHS

| CATEGORY | CAREER HIGH | SEASON HIGH |
|--------------|---|---|
| Points | 11 vs. Reinhardt, 12/21/10 | 6 at Indiana, 11/13 |
| Rebounds | 8 vs. 2 opp. (MR: Elon, 1/29/11) | 6 vs. Kennesaw St., 11/18 |
| Assists | 2 vs. 2 opp. (MR: Furman, 2/21/11) | |
| Turnovers | 2 vs. 8 opp. (MR: at Indiana, 11/13/11) | Same |
| Blocks | 1 vs. 2 opp. (MR: Furman, 3/5/11) | |
| Steals | 2 vs. 2 opp. (MR: at App State, 2/12/11) | 1 vs. 2 opp. (MR: Kennesaw St., 11/18) |
| Minutes | 26 at The Citadel, 1/13/11 | 19 vs. 2 opp. (MR: Kennesaw St., 11/18) |
| FG Made | 4 vs. Reinhardt, 12/21/10 | 2 at Indiana, 11/13 |
| FG Att. | 6 vs. 2 opp. (MR: at Furman, 1/22/11) | 4 vs. 2 opp. (MR: Kennesaw St., 11/18) |
| 3-pt FG Made | 1 vs. 4 opp. (MR: at App State, 2/12/11) | |
| 3-pt FG Att. | 2 vs. 6 opp. (MR: at App State, 2/12/11) | 1 vs. Kennesaw St., 11/18 |
| FT Made | 5 at Western Carolina, 2/11/11 | 2 at Indiana, 11/13 |
| FT Att. | 6 vs. 2 opp. (MR: at Western Carolina, 2/11/11) | 2 at Indiana, 11/13 |

BURROUGHS' CAREER STATISTICS

REBOUNDS

| YEAR | GP | GS | MIN | AVG. | FG | FGA | PCT. | 3FG | FGA | PCT. | FT | FTA | PCT. | OFF | DEF | TOTAL | AVG | PF | FO | A | TO | BLK | STL | PTS | AVG |
|--------------|-----------|-----------|------------|-------------|-----------|------------|-------------|----------|-----------|-------------|-----------|-----------|-------------|-----------|------------|------------|------------|------------|----------|-----------|-----------|----------|-----------|------------|------------|
| 2008-09* | 20 | 8 | 357 | 17.9 | 27 | 62 | .435 | 0 | 2 | .000 | 17 | 37 | .459 | 24 | 27 | 51 | 2.6 | 45 | 3 | 6 | 10 | 2 | 4 | 71 | 3.6 |
| 2010-11 | 32 | 2 | 430 | 13.4 | 31 | 79 | .392 | 4 | 20 | .200 | 19 | 52 | .365 | 33 | 70 | 103 | 3.2 | 61 | 2 | 15 | 28 | 2 | 9 | 85 | 2.7 |
| 2011-12 | 3 | 0 | 54 | 18.0 | 3 | 10 | .300 | 0 | 1 | .000 | 2 | 2 | 1.000 | 3 | 8 | 11 | 3.7 | 3 | 0 | 0 | 3 | 0 | 2 | 8 | 2.7 |
| TOTAL | 35 | 2 | 484 | 13.8 | 34 | 89 | .382 | 4 | 21 | .190 | 21 | 54 | .389 | 36 | 78 | 114 | 3.3 | 64 | 2 | 15 | 31 | 2 | 11 | 93 | 2.7 |
| ALL* | 55 | 10 | 841 | 15.3 | 61 | 151 | .404 | 4 | 23 | .174 | 38 | 91 | .418 | 60 | 105 | 165 | 3.0 | 109 | 5 | 21 | 41 | 4 | 15 | 164 | 3.0 |

* STATISTICS FROM UNO



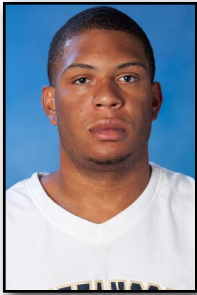
2011-12 CHATTANOOGA BASKETBALL

REGULAR-SEASON SOCON CHAMPS: 1981, 1982, 1983, 1985, 1986, 1989, 1991, 1992, 1993, 1994

SOCON DIVISION CHAMPS: 1995, 1997, 1998, 2002, 2005, 2008, 2009, 2011

SOCON TOURNAMENT CHAMPS: 1981, 1982, 1983, 1988, 1993, 1994, 1995, 1997, 2005, 2009

NCAA TOURNAMENT: 1981, 1982, 1983, 1988, 1993, 1994, 1995, 1997 (SWEET 16), 2005, 2009



21 • CHRIS EARLY

6-7, 235, Sr., F

Huntington, W.Va.

(Huntington)

- Returning starter at the 4.
- Leading returning rebounder.
- Strong offensive presence in post.
- One of four team captains.

2011-12 GAME-BY-GAME

| Opponent | Date | GS | Min | FG | FGA | Pct | 3FG | FGA | Pct | FT | FTA | Pct | REBOUNDS | | | | | PF | FO | A | TO | Blk | Stl | Pts | Avg | | |
|---------------|----------|----|----------|-----------|----------|-------------|----------|----------|-------------|----------|----------|-------------|----------|----------|-----------|------------|-----------|----------|----------|----------|----------|----------|----------|----------|-----------|------------|-----|
| | | | | | | | | | | | | | Off | Def | Tot | Avg | | | | | | | | | | | |
| at Indiana | 11/13/11 | * | 17 | 0 | 6 | .000 | 0 | 2 | .000 | 0 | 0 | .000 | 2 | 2 | 4 | 4.0 | 5 | 1 | 0 | 2 | 0 | 2 | 0 | 2 | 0 | 0 | 0.0 |
| at BUTLER | 11/15/11 | * | 14 | 4 | 6 | .667 | 0 | 0 | .000 | 0 | 2 | .000 | 0 | 2 | 3.0 | 5 | 1 | 0 | 1 | 0 | 1 | 0 | 0 | 0 | 8 | 4.0 | |
| KENNESAW ST. | 11/18/11 | * | 17 | 2 | 6 | .333 | 0 | 0 | .000 | 3 | 4 | .750 | 2 | 4 | 6.0 | 2 | 0 | 0 | 1 | 0 | 0 | 1 | 0 | 0 | 7 | 5.0 | |
| Totals | | | 3 | 48 | 6 | .333 | 0 | 2 | .000 | 3 | 6 | .500 | 4 | 8 | 12 | 4.0 | 12 | 2 | 0 | 4 | 0 | 4 | 0 | 2 | 15 | 5.0 | |

CAREER/SEASON HIGHS

| CATEGORY | CAREER HIGH | SEASON HIGH |
|--------------|--|---|
| Points | 23 vs. Furman, 2/21/11 | 8 at Butler, 11/15 |
| Rebounds | 12 vs. 2 opp. (MR: Reinhardt, 12/21/10) | 6 vs. Kennesaw St., 11/18 |
| Assists | 4 vs. Georgia Southern, 2/3/11 | |
| Turnovers | 5 vs. 2 opp. (MR: Furman, 3/5/11) | 2 at Indiana, 11/13 |
| Blocks | 2 vs. Coll. of Charleston, 3/6/10 | |
| Steals | 3 at Samford, 2/26/11 | 2 at Indiana, 11/13 |
| Minutes | 33 vs. UNC Greensboro, 1/27/11 | 17 vs. 2 opp. (MR: Kennesaw St., 11/18) |
| FG Made | 7 vs. 2 opp. (MR: Furman, 2/21/11) | 4 at Butler, 11/15 |
| FG Attempted | 12 vs. 3 opp. (MR: at Austin Peay, 1/3/11) | 6 vs. 3 opp. (MR: Kennesaw St., 11/18) |
| 3-Pt FG Made | 4 at Marshall, 11/20/10 | |
| 3-Pt FG Att. | 9 at Marshall, 11/20/10 | 2 at Indiana, 11/13 |
| FT Made | 9 vs. 2 opp. (MR: Furman, 2/21/11) | 3 vs. Kennesaw St., 11/18 |
| FT Att. | 12 vs. UNC Greensboro, 1/27/11 | 4 vs. Kennesaw St., 11/18 |

EARLY'S CAREER STATISTICS

| YEAR | GP | GS | MIN | AVG. | FG | FGA | PCT. | 3FG | FGA | PCT. | FT | FTA | PCT. | REBOUNDS | | | | | PF | FO | A | TO | BLK | STL | PTS | AVG |
|--------------|-----------|-----------|-------------|-------------|------------|------------|-------------|-----------|------------|-------------|-----------|------------|-------------|------------|------------|------------|------------|------------|----------|-----------|------------|-----------|-----------|------------|------------|-----|
| | | | | | | | | | | | | | | OFF | DEF | TOTAL | AVG | | | | | | | | | |
| 2008-09 | 27 | 0 | 192 | 7.1 | 30 | 88 | .341 | 10 | 32 | .313 | 11 | 24 | .458 | 24 | 30 | 54 | 2.0 | 40 | 1 | 10 | 22 | 2 | 3 | 81 | 3.0 | |
| 2009-10 | 24 | 2 | 292 | 12.2 | 41 | 106 | .387 | 8 | 31 | .258 | 16 | 23 | .696 | 27 | 49 | 76 | 3.2 | 41 | 2 | 15 | 26 | 7 | 7 | 106 | 4.4 | |
| 2010-11 | 31 | 29 | 744 | 24.0 | 102 | 225 | .453 | 28 | 90 | .311 | 57 | 91 | .626 | 48 | 148 | 196 | 6.3 | 93 | 4 | 31 | 56 | 6 | 21 | 289 | 9.3 | |
| 2011-12 | 3 | 3 | 48 | 16.0 | 6 | 18 | .333 | 0 | 2 | .000 | 3 | 6 | .500 | 4 | 8 | 12 | 4.0 | 12 | 2 | 0 | 4 | 0 | 2 | 15 | 5.0 | |
| TOTAL | 85 | 34 | 1276 | 15.0 | 179 | 437 | .410 | 46 | 155 | .297 | 87 | 144 | .604 | 103 | 235 | 338 | 4.0 | 186 | 9 | 56 | 108 | 15 | 33 | 491 | 5.8 | |



2011-12 CHATTANOOGA BASKETBALL

REGULAR-SEASON SOCON CHAMPS: 1981, 1982, 1983, 1985, 1986, 1989, 1991, 1992, 1993, 1994

SOCON DIVISION CHAMPS: 1995, 1997, 1998, 2002, 2005, 2008, 2009, 2011

SOCON TOURNAMENT CHAMPS: 1981, 1982, 1983, 1988, 1993, 1994, 1995, 1997, 2005, 2009

NCAA TOURNAMENT: 1981, 1982, 1983, 1988, 1993, 1994, 1995, 1997 (SWEET 16), 2005, 2009



2 • DONTAY HAMPTON

6-1, 165, Jr., G

Chattanooga, Tenn.

(Arts & Sciences)

- Backup to Keegan Bell at the 1.
- One of four team captains.
- Best perimeter defender on the team.
- His play off the bench keyed wins at Kennesaw State and Marshall in 2010-11.

2011-12 GAME-BY-GAME

| Opponent | Date | GS | Min | FG | FGA | Pct | 3FG | FGA | Pct | FT | FTA | Pct | REBOUNDS | | | | PF | FO | A | TO | Blk | Stl | Pts | Avg | | |
|---------------|----------|----------|-----------|----------|----------|-------------|----------|----------|-------------|----------|----------|-------------|----------|----------|----------|------------|----------|----------|----------|----------|----------|----------|----------|------------|-----|-----|
| | | | | | | | | | | | | | Off | Def | Tot | Avg | | | | | | | | | | |
| at Indiana | 11/13/11 | | 10 | 1 | 2 | .500 | 0 | 0 | .000 | 0 | 0 | .000 | 0 | 0 | 0.0 | 2 | 0 | 0 | 2 | 0 | 0 | 0 | 0 | 2 | 2.0 | |
| at BUTLER | 11/15/11 | | 7 | 0 | 3 | .000 | 0 | 2 | .000 | 0 | 0 | .000 | 0 | 1 | 1 | 0.5 | 1 | 0 | 1 | 0 | 0 | 2 | 0 | 1 | 0 | 1.0 |
| KENNESAW ST. | 11/18/11 | | 7 | 0 | 1 | .000 | 0 | 0 | .000 | 1 | 2 | .500 | 0 | 0 | 0.3 | 0 | 0 | 0 | 2 | 0 | 1 | 1 | 1 | 1 | 1.0 | |
| Totals | | 0 | 24 | 1 | 6 | .167 | 0 | 2 | .000 | 1 | 2 | .500 | 0 | 1 | 1 | 0.3 | 3 | 0 | 1 | 4 | 0 | 2 | 3 | 1.0 | | |

CAREER/SEASON HIGHS

| CATEGORY | CAREER HIGH | SEASON HIGH |
|--------------|---|--|
| Points | 12 vs. Wofford, 2/23/11 | 2 at Indiana, 11/13 |
| Rebounds | 5 vs. 2 opp. (MR: Reinhardt, 12/21/10) | 1 at Butler, 11/15 |
| Assists | 5 vs. 2 opp. (MR: at Western Carolina, 2/11/11) | 1 at Butler, 11/15 |
| Turnovers | 4 at Western Carolina, 2/11/11 | 2 vs. 2 opp. (MR: Kennesaw St., 11/18) |
| Blocks | n/a | |
| Steals | 3 vs. Tennessee Temple, 12/21/09 | 1 vs. 2 opp. (MR: Kennesaw St., 11/18) |
| Minutes | 32 at Western Carolina, 2/11/11 | 10 at Indiana, 11/13 |
| FG Made | 4 vs. 2 opp. (MR: Wofford, 2/23/11) | 1 at Indiana, 11/13 |
| FG Attempted | 9 at Western Carolina, 2/11/11 | 3 at Butler, 11/15 |
| 3-Pt FG Made | 2 vs. Wofford, 2/23/11 | |
| 3-Pt FG Att. | 4 vs. Wofford, 2/23/11 | 2 at Butler, 11/15 |
| FT Made | 6 at Furman, 1/22/11 | 1 vs. Kennesaw St., 11/18 |
| FT Att. | 10 at Furman, 1/22/11 | 2 vs. Kennesaw St., 11/18 |

HAMPTON'S CAREER STATISTICS

REBOUNDS

| YEAR | GP | GS | MIN | AVG. | FG | FGA | PCT. | 3FG | FGA | PCT. | FT | FTA | PCT. | OFF | DEF | TOTAL | AVG | PF | FO | A | TO | BLK | STL | PTS | AVG |
|--------------|-----------|----------|------------|------------|-----------|------------|-------------|-----------|-----------|-------------|-----------|-----------|-------------|-----------|-----------|-----------|------------|-----------|----------|-----------|-----------|----------|-----------|------------|------------|
| 2009-10 | 25 | 0 | 129 | 5.2 | 5 | 20 | .250 | 1 | 8 | .125 | 5 | 7 | .714 | 3 | 13 | 16 | 0.6 | 14 | 0 | 23 | 11 | 0 | 7 | 16 | 0.6 |
| 2010-11 | 32 | 2 | 293 | 9.2 | 29 | 75 | .387 | 10 | 36 | .278 | 31 | 42 | .738 | 11 | 28 | 39 | 1.2 | 35 | 0 | 26 | 27 | 0 | 18 | 99 | 3.1 |
| 2011-12 | 3 | 0 | 24 | 8.0 | 1 | 6 | .167 | 0 | 2 | .000 | 1 | 2 | .500 | 0 | 1 | 1 | 0.3 | 3 | 0 | 1 | 4 | 0 | 2 | 3 | 1.0 |
| TOTAL | 60 | 2 | 446 | 7.4 | 35 | 101 | .347 | 11 | 46 | .239 | 37 | 51 | .725 | 14 | 42 | 56 | 0.9 | 52 | 0 | 50 | 42 | 0 | 27 | 118 | 2.0 |




2011-12 CHATTANOOGA BASKETBALL

REGULAR-SEASON SOCON CHAMPS: 1981, 1982, 1983, 1985, 1986, 1989, 1991, 1992, 1993, 1994

SOCON DIVISION CHAMPS: 1995, 1997, 1998, 2002, 2005, 2008, 2009, 2011

SOCON TOURNAMENT CHAMPS: 1981, 1982, 1983, 1988, 1993, 1994, 1995, 1997, 2005, 2009

NCAA TOURNAMENT: 1981, 1982, 1983, 1988, 1993, 1994, 1995, 1997 (SWEET 16), 2005, 2009



30 • Z. MASON

6-5, 242, RSo., F

Nashville, Tenn.

(Christ Presbyterian Acad.)

- Transfer from Ole Miss football team.
- Had more than 30 basketball scholarship offers coming out of high school but was the No. 2 ranked TE in the country so he went the SEC football route.
- Powerful post presence who is shaking off the rust after two years away from competitive basketball...hit his first career shot at Indiana.

2011-12 GAME-BY-GAME

| Opponent | Date | GS | Min | FG | FGA | Pct | 3FG | FGA | Pct | FT | FTA | Pct | REBOUNDS | | | | | | | Pts | Avg | | | | |
|---------------|----------|----------|-----------|----------|----------|-------------|----------|----------|-------------|----------|----------|-------------|----------|----------|----------|------------|----------|----------|----------|----------|----------|----------|----------|------------|-----|
| | | | | | | | | | | | | | Off | Def | Tot | Avg | PF | FO | A | | | TO | Blk | Stl | |
| at Indiana | 11/13/11 | | 17 | 2 | 6 | .333 | 1 | 1 | 1.000 | 1 | 4 | .250 | 2 | 0 | 2 | 2.0 | 2 | 0 | 0 | 0 | 0 | 0 | 0 | 6 | 6.0 |
| at BUTLER | 11/15/11 | | 10 | 0 | 2 | .000 | 0 | 1 | .000 | 2 | 4 | .500 | 0 | 2 | 2 | 2.0 | 2 | 0 | 0 | 0 | 0 | 0 | 0 | 2 | 4.0 |
| KENNESAW ST. | 11/18/11 | | 9 | 0 | 1 | .000 | 0 | 0 | .000 | 0 | 0 | .000 | 0 | 2 | 2 | 2.0 | 0 | 0 | 0 | 2 | 0 | 1 | 0 | 2.7 | |
| Totals | | 0 | 36 | 2 | 9 | .222 | 1 | 2 | .500 | 3 | 8 | .375 | 2 | 4 | 6 | 2.0 | 4 | 0 | 0 | 2 | 0 | 1 | 8 | 2.7 | |

CAREER/SEASON HIGHS

| CATEGORY | CAREER HIGH | SEASON HIGH |
|--------------|-------------|--|
| Points | | 6 at Indiana, 11/13 |
| Rebounds | | 2 vs. 3 opp. (MR: Kennesaw St., 11/18) |
| Assists | | |
| Turnovers | | 2 vs. Kennesaw St., 11/18 |
| Blocks | | |
| Steals | | 1 vs. Kennesaw St., 11/18 |
| Minutes | | 17 at Indiana, 11/13 |
| FG Made | | 2 at Indiana, 11/13 |
| FG Att. | | 6 at Indiana, 11/13 |
| 3-pt FG Made | | 1 at Indiana, 11/13 |
| 3-pt FG Att. | | 1 vs. 2 opp. (MR: at Butler, 11/15) |
| FT Made | | 2 at Butler, 11/15 |
| FT Att. | | 4 vs. 2 opp. (MR: at Butler, 11/15) |

MASON'S CAREER STATISTICS

REBOUNDS

| YEAR | GP | GS | MIN | AVG. | FG | FGA | PCT. | 3FG | FGA | PCT. | FT | FTA | PCT. | OFF | DEF | TOTAL | AVG | PF | FO | A | TO | BLK | STL | PTS | AVG |
|---------|----|----|-----|------|----|-----|------|-----|-----|------|----|-----|------|-----|-----|-------|-----|----|----|---|----|-----|-----|-----|-----|
| 2011-12 | 3 | 0 | 36 | 12.0 | 2 | 9 | .222 | 1 | 2 | .500 | 3 | 8 | .375 | 2 | 4 | 6 | 2.0 | 4 | 0 | 0 | 2 | 0 | 1 | 8 | 2.7 |




2011-12 CHATTANOOGA BASKETBALL

REGULAR-SEASON SOCON CHAMPS: 1981, 1982, 1983, 1985, 1986, 1989, 1991, 1992, 1993, 1994

SOCON DIVISION CHAMPS: 1995, 1997, 1998, 2002, 2005, 2008, 2009, 2011

SOCON TOURNAMENT CHAMPS: 1981, 1982, 1983, 1988, 1993, 1994, 1995, 1997, 2005, 2009

NCAA TOURNAMENT: 1981, 1982, 1983, 1988, 1993, 1994, 1995, 1997 (SWEET 16), 2005, 2009



1 • LANCE STOKES

6-6, 201, Fr., F

Orlando, Fla.

(Lake Highland Prep)

- True freshman wing whose physical play and competitive spirit in preseason practice has impressed.
- Coached in high school by former Vanderbilt star and Olympic Gold Medalist (1984) Jeff Turner.
- Pushing for playing time at the three.

• Started exhibition game for an injured Omar Wattad and had 5 points (1-1 FG, 2-2 FT) in 18 minutes of play.

2011-12 GAME-BY-GAME

| Opponent | Date | GS | Min | FG | FGA | Pct | 3FG | FGA | Pct | FT | FTA | Pct | REBOUNDS | | | | PF | FO | A | TO | Blk | Stl | Pts | Avg | |
|---------------|----------|----------|-----------|----------|----------|-------------|----------|----------|-------------|----------|----------|-------------|----------|----------|----------|------------|----------|----------|----------|----------|----------|----------|------------|-----|-----|
| | | | | | | | | | | | | | Off | Def | Tot | Avg | | | | | | | | | |
| at Indiana | 11/13/11 | | 12 | 0 | 1 | .000 | 0 | 1 | .000 | 2 | 2 | 1.000 | 0 | 1 | 1 | 1.0 | 1 | 0 | 0 | 2 | 0 | 0 | 2 | 2.0 | |
| at BUTLER | 11/15/11 | | 7 | 0 | 0 | .000 | 0 | 0 | .000 | 1 | 2 | .500 | 1 | 0 | 1 | 1.0 | 0 | 0 | 0 | 0 | 0 | 0 | 1 | 1.5 | |
| KENNESAW ST. | 11/18/11 | | 10 | 1 | 2 | .500 | 0 | 1 | .000 | 1 | 2 | .500 | 0 | 0 | 0 | 0.7 | 0 | 0 | 1 | 0 | 1 | 0 | 1 | 3 | 2.0 |
| Totals | | 0 | 29 | 1 | 3 | .333 | 0 | 2 | .000 | 4 | 6 | .667 | 1 | 1 | 2 | 0.7 | 1 | 0 | 3 | 0 | 1 | 6 | 2.0 | | |

CAREER/SEASON HIGHS

| CATEGORY | CAREER HIGH | SEASON HIGH |
|--------------|-------------|--|
| Points | | 3 vs. Kennesaw St., 11/18 |
| Rebounds | | 1 vs. 2 opp. (MR: at Butler, 11/15) |
| Assists | | |
| Turnovers | | 2 at Indiana, 11/13 |
| Blocks | | |
| Steals | | 1 vs. Kennesaw St., 11/18 |
| Minutes | | 12 at Indiana, 11/13 |
| FG Made | | 1 vs. Kennesaw St., 11/18 |
| FG Att. | | 2 vs. Kennesaw St., 11/18 |
| 3-pt FG Made | | |
| 3-pt FG Att. | | 1 vs. 2 opp. (MR: Kennesaw St., 11/18) |
| FT Made | | 2 at Indiana, 11/13 |
| FT Att. | | 2 vs. 3 opp. (MR: Kennesaw St., 11/18) |

STOKES' CAREER STATISTICS

REBOUNDS

| YEAR | GP | GS | MIN | AVG. | FG | FGA | PCT. | 3FG | FGA | PCT. | FT | FTA | PCT. | OFF | DEF | TOTAL | AVG | PF | FO | A | TO | BLK | STL | PTS | AVG |
|---------|----|----|-----|------|----|-----|------|-----|-----|------|----|-----|------|-----|-----|-------|-----|----|----|---|----|-----|-----|-----|-----|
| 2011-12 | 3 | 0 | 29 | 9.7 | 1 | 3 | .333 | 0 | 2 | .000 | 4 | 6 | .667 | 1 | 1 | 2 | 0.7 | 1 | 0 | 0 | 3 | 0 | 1 | 6 | 2.0 |



2011-12 CHATTANOOGA BASKETBALL

REGULAR-SEASON SOCON CHAMPS: 1981, 1982, 1983, 1985, 1986, 1989, 1991, 1992, 1993, 1994

SOCON DIVISION CHAMPS: 1995, 1997, 1998, 2002, 2005, 2008, 2009, 2011

SOCON TOURNAMENT CHAMPS: 1981, 1982, 1983, 1988, 1993, 1994, 1995, 1997, 2005, 2009

NCAA TOURNAMENT: 1981, 1982, 1983, 1988, 1993, 1994, 1995, 1997 (SWEET 16), 2005, 2009



22 • RICKY TAYLOR

6-5, 180, Sr., G

Brownsville, Tenn.

(Haywood County)

- Returning starter at the 2 opening 56 games over previous two seasons.
- One of four team captains.
- Led the Mocs in scoring with 13 points at Butler including getting to the line nine times (making seven).

• Again led the team with 14 points in home loss to Kennesaw State.

2011-12 GAME-BY-GAME

| Opponent | Date | GS | Min | FG | FGA | Pct | 3FG | FGA | Pct | FT | FTA | Pct | REBOUNDS | | | | | | | | | | | | |
|---------------|----------|----|----------|-----------|----------|-----------|-------------|----------|-----------|-------------|----------|-----------|-------------|----------|----------|----------|------------|----------|----------|----------|----------|----------|----------|-----------|-------------|
| | | | | | | | | | | | | | Off | Def | Tot | Avg | PF | FO | A | TO | Blk | Stl | Pts | Avg | |
| at Indiana | 11/13/11 | * | 18 | 1 | 7 | .143 | 1 | 3 | .333 | 0 | 0 | .000 | 1 | 1 | 2 | 2.0 | 3 | 0 | 1 | 2 | 0 | 0 | 3 | 3.0 | |
| at BUTLER | 11/15/11 | * | 31 | 3 | 6 | .500 | 0 | 1 | .000 | 7 | 9 | .778 | 1 | 3 | 4 | 3.0 | 1 | 0 | 1 | 2 | 0 | 3 | 13 | 8.0 | |
| KENNESAW ST. | 11/18/11 | * | 30 | 5 | 12 | .417 | 3 | 7 | .429 | 1 | 3 | .333 | 0 | 1 | 1 | 2.3 | 1 | 0 | 2 | 1 | 0 | 1 | 14 | 10.0 | |
| Totals | | | 3 | 79 | 9 | 25 | .360 | 4 | 11 | .364 | 8 | 12 | .667 | 2 | 5 | 7 | 2.3 | 5 | 0 | 4 | 5 | 0 | 4 | 30 | 10.0 |

CAREER/SEASON HIGHS

| CATEGORY | CAREER HIGH | SEASON HIGH |
|--------------|---|-------------------------------------|
| Points | 41 vs. UNC Greensboro, 1/27/11 | 14 vs. Kennesaw St., 11/18 |
| Rebounds | 11 vs. Samford, 1/15/11 | 4 at Butler, 11/15 |
| Assists | 4 vs. 2 opp. (MR: at The Citadel, 1/13/11) | 2 vs. Kennesaw St., 11/18 |
| Turnovers | 5 at Missouri, 11/24/09 | 2 vs. 2 opp. (MR: at Butler, 11/15) |
| Blocks | 1 at Davidson, 2/5/11 | |
| Steals | 3 vs. 2 opp. (MR: at Butler, 11/15/11) | Same |
| Minutes | 44 vs. UNC Greensboro, 1/27/11 | 31 at Butler, 11/15 |
| FG Made | 12 vs. UNC Greensboro, 1/27/11 | 5 vs. Kennesaw St., 11/18 |
| FG Att. | 18 vs. 2 opp. (MR: UNC Greensboro, 1/27/11) | 12 vs. Kennesaw St., 11/18 |
| 3-Pt FG Made | 4 vs. 8 opp. (MR: at App State, 2/12/11) | 3 vs. Kennesaw St., 11/18 |
| 3-Pt FG Att. | 10 at UNC Greensboro, 1/21/10 | 7 vs. Kennesaw St., 11/18 |
| FT Made | 13 vs. UNC Greensboro, 1/27/11 | 7 at Butler, 11/15 |
| FT Att. | 15 vs. UNC Greensboro, 1/27/11 | 9 at Butler, 11/15 |

TAYLOR'S CAREER STATISTICS

REBOUNDS

| YEAR | GP | GS | MIN | AVG. | FG | FGA | PCT. | 3FG | FGA | PCT. | FT | FTA | PCT. | OFF | DEF | TOTAL | AVG | PF | FO | A | TO | BLK | STL | PTS | AVG |
|--------------|-----------|-----------|-------------|-------------|------------|------------|-------------|------------|------------|-------------|------------|------------|-------------|-----------|------------|------------|------------|-----------|----------|------------|------------|----------|-----------|------------|-------------|
| 2008-09 | 18 | 0 | 143 | 7.9 | 16 | 46 | .348 | 7 | 23 | .304 | 7 | 11 | .636 | 4 | 10 | 14 | 0.8 | 9 | 0 | 10 | 10 | 0 | 4 | 46 | 2.6 |
| 2009-10 | 33 | 25 | 802 | 24.3 | 129 | 325 | .397 | 59 | 177 | .333 | 58 | 79 | .734 | 25 | 86 | 111 | 3.4 | 33 | 0 | 51 | 48 | 0 | 19 | 375 | 11.4 |
| 2010-11 | 32 | 31 | 860 | 26.9 | 138 | 321 | .430 | 45 | 130 | .346 | 94 | 125 | .752 | 22 | 95 | 117 | 3.7 | 48 | 0 | 38 | 59 | 1 | 13 | 415 | 13.0 |
| 2011-12 | 3 | 3 | 79 | 26.3 | 9 | 25 | .360 | 4 | 11 | .364 | 8 | 12 | .667 | 2 | 5 | 7 | 2.3 | 5 | 0 | 4 | 5 | 0 | 4 | 30 | 10.0 |
| TOTAL | 86 | 59 | 1884 | 21.9 | 292 | 717 | .407 | 115 | 341 | .337 | 167 | 227 | .736 | 53 | 196 | 249 | 2.9 | 95 | 0 | 103 | 122 | 1 | 40 | 866 | 10.1 |



2011-12 CHATTANOOGA BASKETBALL

REGULAR-SEASON SOCON CHAMPS: 1981, 1982, 1983, 1985, 1986, 1989, 1991, 1992, 1993, 1994

SOCON DIVISION CHAMPS: 1995, 1997, 1998, 2002, 2005, 2008, 2009, 2011

SOCON TOURNAMENT CHAMPS: 1981, 1982, 1983, 1988, 1993, 1994, 1995, 1997, 2005, 2009

NCAA TOURNAMENT: 1981, 1982, 1983, 1988, 1993, 1994, 1995, 1997 (SWEET 16), 2005, 2009



0 • OMAR WATTAD

6-5, 216, RSr., G

Johnson City, Tenn.

(Georgetown/Science Hill)

- Returning starter at the 3 and the team's leading returning scorer (14.3 ppg).

- Wattad was named preseason SoCon Player of the Year by College Sports Madness along with other publications. The online publication also predicted 2nd team all-league finishes for Bell and Taylor, while Wattad was also posted on its All-Mid Major fourth team.

- Opened season with 24 points at Indiana making 7-14 FG, 5-10 3 pt and 5-5 FT.

2011-12 GAME-BY-GAME

| Opponent | Date | GS | Min | FG | FGA | Pct | 3FG | FGA | Pct | FT | FTA | Pct | REBOUNDS | | | | | | | Pts | Avg | | | |
|---------------|----------|----|----------|-----------|-----------|-------------|-----------|-----------|-------------|----------|----------|--------------|----------|----------|-----------|------------|----------|----------|----------|----------|----------|----------|-----------|-------------|
| | | | | | | | | | | | | | Off | Def | Tot | Avg | PF | FO | A | | | TO | Blk | Stl |
| at Indiana | 11/13/11 | * | 28 | 7 | 14 | .500 | 5 | 10 | .500 | 5 | 5 | 1.000 | 2 | 3 | 5 | 5.0 | 3 | 0 | 1 | 1 | 0 | 1 | 24 | 24.0 |
| at BUTLER | 11/15/11 | * | 34 | 4 | 11 | .364 | 2 | 7 | .286 | 0 | 0 | .000 | 0 | 3 | 3 | 4.0 | 2 | 0 | 2 | 5 | 0 | 0 | 10 | 17.0 |
| KENNESAW ST. | 11/18/11 | * | 28 | 4 | 11 | .364 | 4 | 10 | .400 | 0 | 0 | .000 | 1 | 2 | 3 | 3.7 | 2 | 0 | 2 | 2 | 1 | 2 | 12 | 15.3 |
| Totals | | | 3 | 90 | 15 | .417 | 11 | 27 | .407 | 5 | 5 | 1.000 | 3 | 8 | 11 | 3.7 | 7 | 0 | 5 | 8 | 1 | 3 | 46 | 15.3 |

CAREER/SEASON HIGHS

| CATEGORY | CAREER HIGH | SEASON HIGH |
|--------------|---|---|
| Points | 30 at The Citadel, 1/13/11 | 24 at Indiana, 11/13 |
| Rebounds | 7 vs. 2 opp. (MR: at UNCG, 1/8/11) | 5 at Indiana, 11/13 |
| Assists | 5 vs. 2 opp. (MR: Elon, 1/29/11) | 2 vs. 2 opp. (MR: Kennesaw St., 11/18) |
| Turnovers | 5 vs. 2 opp. (MR: Furman, 3/5/11) | 5 at Butler, 11/15 |
| Blocks | 1 vs. 4 opp. (MR: Kennesaw St., 11/18/11) | Same |
| Steals | 4 vs. Furman, 3/5/11 | 2 vs. Kennesaw St., 11/18 |
| Minutes | 42 vs. UNCG, 1/27/11 | 34 at Butler, 11/15 |
| FG Made | 11 at The Citadel, 1/13/11 | 7 at Indiana, 11/13 |
| FG Att. | 19 vs. 2 opp. (MR: at Davidson, 2/5/11) | 14 at Indiana, 11/13 |
| 3-Pt FG Made | 8 at The Citadel, 1/13/11 | 5 at Indiana, 11/13 |
| 3-Pt FG Att. | 14 at The Citadel, 1/13/11 | 10 vs. 2 opp. (MR: Kennesaw St., 11/18) |
| FT Made | 7 vs. 2 opp. (MR: Coll. of Charleston, 1/17/11) | 5 at Indiana, 11/13 |
| FT Att. | 8 vs. 2 opp. (MR: at UNCG, 1/8/11) | 5 at Indiana, 11/13 |

WATTAD'S CAREER STATISTICS

REBOUNDS

| YEAR | GP | GS | MIN | AVG. | FG | FGA | PCT. | 3FG | FGA | PCT. | FT | FTA | PCT. | OFF | DEF | TOTAL | AVG | PF | FO | A | TO | BLK | STL | PTS | AVG |
|--------------|-----------|-----------|-------------|-------------|------------|------------|-------------|------------|------------|-------------|-----------|------------|-------------|-----------|------------|------------|------------|------------|----------|-----------|-----------|----------|-----------|------------|-------------|
| 2007-08* | 11 | 0 | 36 | 3.3 | 4 | 10 | .400 | 3 | 9 | .333 | 0 | 0 | .000 | 0 | 4 | 4 | 0.4 | 4 | 0 | 0 | 1 | 1 | 2 | 11 | 1.0 |
| 2008-09* | 25 | 1 | 278 | 11.1 | 20 | 60 | .333 | 13 | 45 | .289 | 12 | 18 | .667 | 7 | 27 | 34 | 1.4 | 31 | 0 | 14 | 17 | 0 | 7 | 65 | 2.6 |
| 2010-11 | 32 | 28 | 936 | 29.3 | 143 | 379 | .377 | 88 | 244 | .361 | 82 | 110 | .745 | 39 | 78 | 117 | 3.7 | 79 | 2 | 65 | 65 | 2 | 27 | 456 | 14.3 |
| 2011-12 | 3 | 3 | 90 | 30.0 | 15 | 36 | .417 | 11 | 27 | .407 | 5 | 5 | 1.000 | 3 | 8 | 11 | 3.7 | 7 | 0 | 5 | 8 | 1 | 3 | 46 | 15.3 |
| TOTAL | 35 | 31 | 1026 | 29.3 | 158 | 415 | .381 | 99 | 271 | .365 | 87 | 115 | .757 | 42 | 86 | 128 | 3.7 | 86 | 2 | 70 | 73 | 3 | 30 | 502 | 14.3 |
| ALL* | 71 | 32 | 1340 | 18.9 | 182 | 485 | .375 | 115 | 325 | .354 | 99 | 133 | .744 | 49 | 117 | 166 | 2.3 | 121 | 2 | 84 | 91 | 4 | 39 | 578 | 8.1 |

* STATISTICS FROM GEORGETOWN




2011-12 CHATTANOOGA BASKETBALL

REGULAR-SEASON SOCON CHAMPS: 1981, 1982, 1983, 1985, 1986, 1989, 1991, 1992, 1993, 1994

SOCON DIVISION CHAMPS: 1995, 1997, 1998, 2002, 2005, 2008, 2009, 2011

SOCON TOURNAMENT CHAMPS: 1981, 1982, 1983, 1988, 1993, 1994, 1995, 1997, 2005, 2009

NCAA TOURNAMENT: 1981, 1982, 1983, 1988, 1993, 1994, 1995, 1997 (SWEET 16), 2005, 2009



11 • RONRICO WHITE

6-3, 165, Fr., G

Knoxville, Tenn.

(Bearden)

- Pushing hard for time at the 2. Combo guard who provides depth at the 1 as well.
- Father Tony, Sr., was an All-American at Tennessee (1983-87) and brother Tony, Jr., was a star guard at SoCon-rival College of Charleston (2007-10).

• Played 26 minutes in exhibition win over Tennessee Wesleyan scoring 15 points on 5-9 three-point shooting. Also had 5 assists with nary a turnover. Played extended minutes at the 1 due to an injury to backup point Dontay Hampton.

2011-12 GAME-BY-GAME

| Opponent | Date | GS | Min | FG | FGA | Pct | 3FG | FGA | Pct | FT | FTA | Pct | REBOUNDS | | | | | | | Pts | Avg | | | |
|---------------|----------|----------|-----------|----------|----------|-------------|----------|----------|-------------|----------|----------|-------------|----------|----------|----------|------------|----------|----------|----------|----------|----------|----------|----------|------------|
| | | | | | | | | | | | | | Off | Def | Tot | Avg | PF | FO | A | | | TO | Blk | Stl |
| at Indiana | 11/13/11 | | 18 | 1 | 3 | .333 | 1 | 3 | .333 | 0 | 0 | .000 | 1 | 1 | 2 | 2.0 | 2 | 0 | 1 | 2 | 0 | 0 | 3 | 3.0 |
| at BUTLER | 11/15/11 | | 9 | 0 | 1 | .000 | 0 | 0 | .000 | 0 | 0 | .000 | 0 | 1 | 1 | 1.5 | 1 | 0 | 0 | 0 | 0 | 0 | 0 | 1.5 |
| KENNESAW ST. | 11/18/11 | | 10 | 1 | 3 | .333 | 1 | 3 | .333 | 0 | 0 | .000 | 0 | 1 | 1 | 1.3 | 2 | 0 | 1 | 0 | 0 | 1 | 3 | 2.0 |
| Totals | | 0 | 37 | 2 | 7 | .286 | 2 | 6 | .333 | 0 | 0 | .000 | 1 | 3 | 4 | 1.3 | 5 | 0 | 2 | 2 | 0 | 1 | 6 | 2.0 |

CAREER/SEASON HIGHS

| CATEGORY | CAREER HIGH | SEASON HIGH |
|--------------|-------------|--|
| Points | | 3 vs. 2 opp. (MR: Kennesaw St., 11/18) |
| Rebounds | | 2 at Indiana, 11/13 |
| Assists | | 1 vs. 2 opp. (MR: Kennesaw St., 11/18) |
| Turnovers | | 2 at Indiana, 11/13 |
| Blocks | | |
| Steals | | 1 vs. Kennesaw St., 11/18 |
| Minutes | | 18 at Indiana, 11/13 |
| FG Made | | 1 vs. 2 opp. (MR: Kennesaw St., 11/18) |
| FG Att. | | 3 vs. 2 opp. (MR: Kennesaw St., 11/18) |
| 3-pt FG Made | | 1 vs. 2 opp. (MR: Kennesaw St., 11/18) |
| 3-pt FG Att. | | 3 vs. 2 opp. (MR: Kennesaw St., 11/18) |
| FT Made | | |
| FT Att. | | |

WHITE'S CAREER STATISTICS

REBOUNDS

| YEAR | GP | GS | MIN | AVG. | FG | FGA | PCT. | 3FG | FGA | PCT. | FT | FTA | PCT. | OFF | DEF | TOTAL | AVG | PF | FO | A | TO | BLK | STL | PTS | AVG |
|---------|----|----|-----|------|----|-----|------|-----|-----|------|----|-----|------|-----|-----|-------|-----|----|----|---|----|-----|-----|-----|-----|
| 2011-12 | 3 | 0 | 37 | 12.3 | 2 | 7 | .286 | 2 | 6 | .333 | 0 | 0 | .000 | 1 | 3 | 4 | 1.3 | 5 | 0 | 2 | 2 | 0 | 1 | 6 | 2.0 |



2011-12 CHATTANOOGA BASKETBALL

REGULAR-SEASON SOCON CHAMPS: 1981, 1982, 1983, 1985, 1986, 1989, 1991, 1992, 1993, 1994

SOCON DIVISION CHAMPS: 1995, 1997, 1998, 2002, 2005, 2008, 2009, 2011

SOCON TOURNAMENT CHAMPS: 1981, 1982, 1983, 1988, 1993, 1994, 1995, 1997, 2005, 2009

NCAA TOURNAMENT: 1981, 1982, 1983, 1988, 1993, 1994, 1995, 1997 (SWEET 16), 2005, 2009



20 • DRAZEN ZLOVARIC

6-9, 214, RJr., F

Novi Sad, Serbia

(Georgia/Patterson School)

- Georgia transfer who is penciled in as the opening game starter at the 5.
- Skilled and athletic. Sat out 2010-11 due to NCAA transfer rules.
- 10 boards in first career UTC game at Indiana.

• Led the team in rebounding in each of his first three games.

2011-12 GAME-BY-GAME

| Opponent | Date | GS | Min | FG | FGA | Pct | 3FG | FGA | Pct | FT | FTA | Pct | REBOUNDS | | | | | | | | | | Pts | Avg |
|---------------|----------|----|----------|-----------|-----------|-------------|----------|----------|-------------|----------|----------|-------------|----------|-----------|-----------|------------|-----------|----------|----------|-----------|----------|----------|-----------|------------|
| | | | | | | | | | | | | | Off | Def | Tot | Avg | PF | FO | A | TO | Blk | Stl | | |
| at Indiana | 11/13/11 | * | 26 | 3 | 11 | .273 | 0 | 0 | .000 | 1 | 3 | .333 | 1 | 9 | 10 | 10.0 | 5 | 1 | 1 | 6 | 0 | 2 | 7 | 7.0 |
| at BUTLER | 11/15/11 | * | 34 | 4 | 8 | .500 | 0 | 0 | .000 | 0 | 0 | .000 | 1 | 6 | 7 | 8.5 | 3 | 0 | 0 | 2 | 1 | 1 | 8 | 7.5 |
| KENNESAW ST. | 11/18/11 | * | 26 | 4 | 8 | .500 | 0 | 0 | .000 | 3 | 4 | .750 | 3 | 6 | 9 | 8.7 | 2 | 0 | 0 | 2 | 0 | 0 | 11 | 8.7 |
| Totals | | | 3 | 86 | 11 | .407 | 0 | 0 | .000 | 4 | 7 | .571 | 5 | 21 | 26 | 8.7 | 10 | 1 | 1 | 10 | 1 | 3 | 26 | 8.7 |

CAREER/SEASON HIGHS

| CATEGORY | CAREER HIGH | SEASON HIGH |
|--------------|-------------|--|
| Points | | 11 vs. Kennesaw St., 11/18 |
| Rebounds | | 10 at Indiana, 11/13 |
| Assists | | 1 at Indiana, 11/13 |
| Turnovers | | 6 at Indiana, 11/13 |
| Blocks | | 1 at Butler, 11/15 |
| Steals | | 2 at Indiana, 11/13 |
| Minutes | | 34 at Butler, 11/15 |
| FG Made | | 4 vs. 2 opp. (MR: Kennesaw St., 11/18) |
| FG Att. | | 11 at Indiana, 11/13 |
| 3-pt FG Made | | |
| 3-pt FG Att. | | |
| FT Made | | 3 vs. Kennesaw St., 11/18 |
| FT Att. | | 4 vs. Kennesaw St., 11/18 |

ZLOVARIC'S CAREER STATISTICS

REBOUNDS

| YEAR | GP | GS | MIN | AVG. | FG | FGA | PCT. | 3FG | FGA | PCT. | FT | FTA | PCT. | OFF | DEF | TOTAL | AVG | PF | FO | A | TO | BLK | STL | PTS | AVG |
|--------------|-----------|----------|------------|-------------|-----------|-----------|-------------|----------|-----------|-------------|----------|-----------|-------------|-----------|-----------|-----------|------------|-----------|----------|-----------|-----------|----------|----------|-----------|------------|
| 2008-09* | 17 | 0 | 85 | 5.0 | 9 | 24 | .375 | 2 | 11 | .182 | 1 | 5 | .200 | 5 | 10 | 15 | 0.9 | 9 | 0 | 3 | 7 | 3 | 1 | 21 | 1.2 |
| 2009-10* | 26 | 0 | 186 | 7.2 | 10 | 38 | .263 | 0 | 8 | .000 | 3 | 5 | .600 | 5 | 7 | 12 | 0.5 | 12 | 0 | 12 | 12 | 1 | 1 | 23 | 0.9 |
| 2011-12 | 3 | 3 | 86 | 28.7 | 11 | 27 | .407 | 0 | 0 | .000 | 4 | 7 | .571 | 5 | 21 | 26 | 8.7 | 10 | 1 | 1 | 10 | 1 | 3 | 26 | 8.7 |
| TOTAL | 3 | 3 | 86 | 28.7 | 11 | 27 | .407 | 0 | 0 | .000 | 4 | 7 | .571 | 5 | 21 | 26 | 8.7 | 10 | 1 | 1 | 10 | 1 | 3 | 26 | 8.7 |
| ALL* | 46 | 3 | 357 | 7.8 | 30 | 89 | .337 | 2 | 19 | .105 | 8 | 17 | .471 | 15 | 38 | 53 | 1.2 | 31 | 1 | 16 | 29 | 5 | 5 | 70 | 1.5 |

* STATISTICS FROM GEORGIA



2011-12 CHATTANOOGA BASKETBALL

REGULAR-SEASON SOCON CHAMPS: 1981, 1982, 1983, 1985, 1986, 1989, 1991, 1992, 1993, 1994

SOCON DIVISION CHAMPS: 1995, 1997, 1998, 2002, 2005, 2008, 2009, 2011

SOCON TOURNAMENT CHAMPS: 1981, 1982, 1983, 1988, 1993, 1994, 1995, 1997, 2005, 2009

NCAA TOURNAMENT: 1981, 1982, 1983, 1988, 1993, 1994, 1995, 1997 (SWEET 16), 2005, 2009

NOV. 13, 2011 - INDIANA 78, UTC 53

- Chattanooga led 21-18 (10:59) and was within one, 25-24, with 4:53 left in first. IU went on a 27-5 over the next 10:41 to take over the game.
- IU scored 30 points off 25 Mocs turnover.
- UTC started off the game making 7 of 15 shots (46.2%), 10 of 48 (20.8%) the rest of the way... conversely, IU was 6 for its first 16 (37.5%), 19 of 34 (55.9%) to close the game.
- Chattanooga out-rebounded the Hoosiers 45-36... Drazen Zlovacic grabbed a game-high 10 rebounds...the Mocs are 92-46 under Shulman when out-boarding an opponent.
- Omar Wattad had 24 points on 7-14 FG, 5-10 3pt and 5-5 FT...8th career 20-point game...14th career game hitting 4 or more threes...22nd career double-digit scoring game.
- Keegan Bell had 7 assists...38th time he's had 5+ assists in a game.

| Chattanooga 53 | | 3-PT | | | REB | | | | | | | | | | |
|----------------|-------------------|-----------------------|-----------------------|--------------|-----------|-----------|-----------|-----------|-----------|-----------|-----------|----------|----------|------------|--|
| No. | Player | FG-FGA | FG-FGA | FT-FTA | OF | DE | TOT | PF | TP | A | TO | BLK | S | MIN | |
| 0 | WATTAD, Omar | 7-14 | 5-10 | 5-5 | 2 | 3 | 5 | 3 | 24 | 1 | 1 | 0 | 1 | 28 | |
| 20 | ZLOVARIC, Drazen | 3-11 | 0-0 | 1-3 | 1 | 9 | 10 | 5 | 7 | 1 | 6 | 0 | 2 | 26 | |
| 21 | EARLY, Chris | 0-6 | 0-2 | 0-0 | 2 | 2 | 4 | 5 | 0 | 0 | 2 | 0 | 2 | 17 | |
| 3 | BELL, Keegan | 0-5 | 0-2 | 0-0 | 0 | 2 | 2 | 0 | 0 | 7 | 5 | 0 | 2 | 30 | |
| 22 | TAYLOR, Ricky | 1-7 | 1-3 | 0-0 | 1 | 1 | 2 | 3 | 3 | 1 | 2 | 0 | 0 | 18 | |
| 1 | STOKES, Lance | 0-1 | 0-1 | 2-2 | 0 | 1 | 1 | 1 | 2 | 0 | 2 | 0 | 0 | 12 | |
| 2 | HAMPTON, Dontay | 1-2 | 0-0 | 0-0 | 0 | 0 | 0 | 2 | 2 | 0 | 2 | 0 | 0 | 10 | |
| 5 | BAKER, Drew | 0-0 | 0-0 | 0-0 | 0 | 0 | 0 | 0 | 0 | 0 | 0 | 0 | 0 | 1 | |
| 10 | BARIEKA, Martynas | 0-1 | 0-0 | 0-0 | 0 | 0 | 0 | 0 | 0 | 0 | 0 | 0 | 0 | 1 | |
| 24 | WHITE, Ronrico | 1-3 | 1-3 | 0-0 | 1 | 1 | 2 | 3 | 1 | 2 | 0 | 0 | 0 | 18 | |
| 30 | MASON, Z. | 2-6 | 1-1 | 1-4 | 2 | 0 | 2 | 2 | 6 | 0 | 0 | 0 | 0 | 17 | |
| 32 | BURROUGHS, Jahmal | 2-4 | 0-0 | 2-2 | 1 | 2 | 3 | 1 | 6 | 0 | 2 | 0 | 1 | 16 | |
| 34 | BRYANT, Jared | 0-3 | 0-0 | 0-0 | 4 | 2 | 6 | 0 | 0 | 0 | 1 | 0 | 0 | 6 | |
| TEAM | | | | | | 6 | | 2 | | | | | | | |
| Totals | | 17-63 | 8-22 | 11-16 | 20 | 25 | 45 | 24 | 53 | 11 | 25 | 0 | 8 | 200 | |
| TOTAL FG% | | 1st Half: 10-26 38.5% | 2nd Half: 7-37 18.9% | Game: 27.0% | | DEADBALL | | | | | | | | | |
| 3-Pt. FG% | | 1st Half: 4-8 50.0% | 2nd Half: 4-14 28.6% | Game: 36.4% | | REBOUNDS | | | | | | | | | |
| FThrow % | | 1st Half: 0-1 0.0% | 2nd Half: 11-15 73.3% | Game: 68.8% | | 1 | | | | | | | | | |

| Indiana 78 | | 3-PT | | | REB | | | | | | | | | | |
|---------------|---------------------|-----------------------|-----------------------|--------------|----------|-----------|-----------|-----------|-----------|-----------|-----------|----------|-----------|------------|--|
| No. | Player | FG-FGA | FG-FGA | FT-FTA | OF | DE | TOT | PF | TP | A | TO | BLK | S | MIN | |
| 2 | Watford, Christian | 1-7 | 0-3 | 0-1 | 1 | 4 | 5 | 1 | 2 | 3 | 1 | 0 | 1 | 20 | |
| 40 | Zeller, Cody | 2-3 | 0-0 | 3-5 | 3 | 2 | 5 | 4 | 7 | 0 | 2 | 1 | 6 | 24 | |
| 1 | Hulls, Jordan | 6-9 | 6-9 | 0-0 | 0 | 2 | 2 | 0 | 18 | 3 | 1 | 0 | 0 | 27 | |
| 4 | Oladipo, Victor | 6-9 | 1-2 | 8-11 | 1 | 4 | 5 | 3 | 21 | 2 | 3 | 1 | 1 | 27 | |
| 12 | Jones III, Verdell | 5-7 | 0-0 | 6-7 | 0 | 3 | 3 | 3 | 16 | 2 | 5 | 1 | 4 | 27 | |
| 0 | Barnett, Kory | 0-0 | 0-0 | 0-0 | 0 | 1 | 1 | 0 | 0 | 1 | 0 | 0 | 0 | 2 | |
| 10 | Sheehy, Will | 3-7 | 0-2 | 0-1 | 0 | 1 | 1 | 3 | 6 | 1 | 2 | 0 | 0 | 17 | |
| 11 | Moore, Daniel | 0-0 | 0-0 | 0-0 | 1 | 3 | 4 | 1 | 0 | 0 | 1 | 0 | 1 | 13 | |
| 13 | Etherington, Austin | 0-0 | 0-0 | 0-0 | 0 | 0 | 0 | 1 | 0 | 0 | 0 | 1 | 0 | 5 | |
| 15 | Smith, Raphael | 0-1 | 0-1 | 0-0 | 0 | 0 | 0 | 0 | 0 | 0 | 1 | 0 | 0 | 1 | |
| 20 | Wayer, Taylor | 0-1 | 0-1 | 0-0 | 0 | 0 | 0 | 0 | 0 | 0 | 0 | 0 | 0 | 1 | |
| 23 | Abell, Remy | 0-2 | 0-0 | 3-4 | 0 | 1 | 1 | 0 | 3 | 0 | 2 | 0 | 1 | 9 | |
| 24 | Howard, Jeff | 0-1 | 0-0 | 0-0 | 0 | 0 | 0 | 0 | 0 | 0 | 1 | 1 | 2 | 8 | |
| 25 | Pritchard, Tom | 1-1 | 0-0 | 0-0 | 0 | 1 | 1 | 2 | 0 | 0 | 0 | 0 | 0 | 8 | |
| 30 | Roth, Matt | 0-0 | 0-0 | 0-0 | 0 | 1 | 1 | 0 | 0 | 0 | 0 | 0 | 0 | 4 | |
| 32 | Elston, Derek | 1-2 | 0-0 | 1-2 | 0 | 5 | 5 | 2 | 3 | 0 | 0 | 2 | 0 | 13 | |
| TEAM | | | | | | 2 | | 2 | | | | | | | |
| Totals | | 25-50 | 7-18 | 21-31 | 6 | 30 | 36 | 19 | 78 | 12 | 18 | 7 | 15 | 200 | |
| TOTAL FG% | | 1st Half: 11-26 42.3% | 2nd Half: 14-24 58.3% | Game: 50.0% | | DEADBALL | | | | | | | | | |
| 3-Pt. FG% | | 1st Half: 5-11 45.5% | 2nd Half: 2-7 28.6% | Game: 38.9% | | REBOUNDS | | | | | | | | | |
| FThrow % | | 1st Half: 9-14 64.3% | 2nd Half: 12-17 70.6% | Game: 67.7% | | 4 | | | | | | | | | |

Officials: Ray Perone, Pat Driscoll, Chris Beaver
 Technical fouls: Chattanooga-ZLOVARIC, Drazen. Indiana-None.
 Attendance: 16149

| Score by Periods | 1st | 2nd | Total |
|------------------|-----|-----|-------|
| Chattanooga | 24 | 29 | 53 |
| Indiana | 36 | 42 | 78 |

NOV. 15, 2011 - BUTLER 57, UTC 46

- First meeting ever between the Mocs and Bulldogs.
- Butler unveiled its 2011 NCAA Runner-Up banner tonight.
- Defensive struggle as neither team managed to shoot better than 37 percent from the floor.
- There were 5 leads changes and 2 ties.
- Mocs went without a field goal for the final 13:32.

- 11 of UTC's 15 turnovers came in the 2nd half after just four at the break.
- Chattanooga ended up with 20 points in paint after 16 in the opening frame...it had 11 points off turnovers, 9 of which came in the first half.
- Ricky Taylor scored 13 points and now has 852 points which moves him into 26th all-time passed Maurio Hanson (1994-95)...18th time leading UTC in scoring...46th career double figure scoring night.
- Omar Wattad had 10 points and needs 10 more points for 500 in his Mocs career...needs 5 more 3s for 100...was his 23rd career double digit scoring game.
- Drazen Zlovacic's 7 rebounds led the team tonight...2nd straight game leading the team in rebounding.

| Chattanooga 46 | | 3-PT | | | REB | | | | | | | | | | |
|----------------|-------------------|-----------------------|----------------------|--------------|----------|-----------|-----------|-----------|-----------|-----------|-----------|----------|----------|------------|--|
| No. | Player | FG-FGA | FG-FGA | FT-FTA | OF | DE | TOT | PF | TP | A | TO | BLK | S | MIN | |
| 0 | WATTAD, Omar | 4-11 | 2-7 | 0-0 | 0 | 3 | 3 | 2 | 10 | 2 | 5 | 0 | 0 | 34 | |
| 20 | ZLOVARIC, Drazen | 4-8 | 0-0 | 0-0 | 1 | 6 | 7 | 3 | 8 | 0 | 2 | 1 | 1 | 34 | |
| 21 | EARLY, Chris | 4-6 | 0-0 | 0-2 | 0 | 2 | 2 | 5 | 8 | 0 | 1 | 0 | 0 | 14 | |
| 3 | BELL, Keegan | 1-4 | 0-3 | 2-2 | 1 | 3 | 4 | 3 | 4 | 6 | 4 | 0 | 0 | 33 | |
| 22 | TAYLOR, Ricky | 3-6 | 0-1 | 7-9 | 1 | 3 | 4 | 1 | 13 | 1 | 2 | 0 | 3 | 31 | |
| 1 | STOKES, Lance | 0-0 | 0-0 | 1-2 | 1 | 0 | 1 | 0 | 1 | 0 | 0 | 0 | 0 | 7 | |
| 2 | HAMPTON, Dontay | 0-3 | 0-2 | 0-0 | 0 | 1 | 1 | 1 | 0 | 1 | 0 | 0 | 1 | 7 | |
| 11 | WHITE, Ronrico | 0-1 | 0-0 | 0-0 | 0 | 1 | 1 | 1 | 0 | 0 | 0 | 0 | 0 | 9 | |
| 30 | MASON, Z. | 0-2 | 0-1 | 2-4 | 0 | 2 | 2 | 2 | 2 | 0 | 0 | 0 | 0 | 10 | |
| 32 | BURROUGHS, Jahmal | 0-2 | 0-0 | 0-0 | 1 | 1 | 2 | 0 | 0 | 0 | 1 | 0 | 0 | 19 | |
| 34 | BRYANT, Jared | 0-1 | 0-0 | 0-0 | 0 | 0 | 0 | 1 | 0 | 0 | 0 | 0 | 0 | 2 | |
| TEAM | | | | | | 2 | | 2 | | | | | | | |
| Totals | | 16-44 | 2-14 | 12-19 | 7 | 24 | 31 | 19 | 46 | 10 | 15 | 1 | 5 | 200 | |
| TOTAL FG% | | 1st Half: 11-26 42.3% | 2nd Half: 5-18 27.8% | Game: 36.4% | | DEADBALL | | | | | | | | | |
| 3-Pt. FG% | | 1st Half: 1-7 14.3% | 2nd Half: 1-7 14.3% | Game: 14.3% | | REBOUNDS | | | | | | | | | |
| FThrow % | | 1st Half: 4-6 66.7% | 2nd Half: 8-13 61.5% | Game: 63.2% | | 4,1 | | | | | | | | | |

| Butler 57 | | 3-PT | | | REB | | | | | | | | | | |
|---------------|---------------------|-----------------------|-----------------------|--------------|-----------|-----------|-----------|-----------|-----------|-----------|-----------|----------|----------|------------|--|
| No. | Player | FG-FGA | FG-FGA | FT-FTA | OF | DE | TOT | PF | TP | A | TO | BLK | S | MIN | |
| 23 | MARSHALL, Khyle | 3-3 | 0-0 | 2-5 | 1 | 0 | 1 | 1 | 8 | 0 | 0 | 1 | 1 | 21 | |
| 44 | SMITH, Andrew | 5-8 | 1-2 | 5-7 | 4 | 6 | 10 | 3 | 16 | 2 | 3 | 1 | 1 | 33 | |
| 5 | NORED, Ronald | 2-5 | 1-1 | 3-4 | 1 | 2 | 3 | 4 | 8 | 5 | 1 | 0 | 4 | 29 | |
| 20 | HOPKINS, Chrisshawm | 4-17 | 3-10 | 1-2 | 0 | 5 | 5 | 3 | 12 | 5 | 2 | 0 | 2 | 38 | |
| 33 | STIGALL, Chase | 3-10 | 1-7 | 0-0 | 0 | 0 | 0 | 4 | 7 | 0 | 1 | 0 | 1 | 31 | |
| 0 | SMEATHERS, Andrew | 0-0 | 0-0 | 0-0 | 0 | 1 | 1 | 0 | 0 | 0 | 0 | 0 | 0 | 2 | |
| 4 | FROMM, Erik | 0-0 | 0-0 | 0-0 | 0 | 0 | 0 | 1 | 0 | 0 | 0 | 0 | 0 | 1 | |
| 11 | ALDRIDGE, Jackson | 0-3 | 0-0 | 0-0 | 0 | 1 | 1 | 0 | 0 | 2 | 1 | 0 | 0 | 9 | |
| 21 | JONES, Roosevelt | 1-4 | 0-0 | 0-0 | 3 | 2 | 5 | 2 | 2 | 0 | 0 | 0 | 0 | 12 | |
| 30 | KAMPEN, Emerson | 0-0 | 0-0 | 0-0 | 0 | 0 | 0 | 0 | 0 | 0 | 0 | 0 | 0 | 0+ | |
| 31 | WOODS, Kameron | 2-4 | 0-2 | 0-1 | 2 | 5 | 7 | 3 | 4 | 0 | 2 | 3 | 0 | 21 | |
| 32 | BUTCHER, Garrett | 0-0 | 0-0 | 0-0 | 0 | 0 | 0 | 0 | 0 | 0 | 0 | 0 | 0 | 3 | |
| TEAM | | | | | | 1 | | 1 | | | | | | | |
| Totals | | 20-54 | 6-22 | 11-19 | 12 | 22 | 34 | 21 | 57 | 14 | 10 | 5 | 9 | 200 | |
| TOTAL FG% | | 1st Half: 10-26 38.5% | 2nd Half: 10-28 35.7% | Game: 37.0% | | DEADBALL | | | | | | | | | |
| 3-Pt. FG% | | 1st Half: 4-13 30.8% | 2nd Half: 2-9 22.2% | Game: 27.3% | | REBOUNDS | | | | | | | | | |
| FThrow % | | 1st Half: 4-5 80.0% | 2nd Half: 7-14 50.0% | Game: 57.9% | | 5,2 | | | | | | | | | |

Officials: Zelton Steed, Kevin Mathis, Bret Smith
 Technical fouls: Chattanooga-None. BUTLER-None.
 Attendance: 6078

| Score by Periods | 1st | 2nd | Total |
|------------------|-----|-----|-------|
| Chattanooga | 27 | 19 | 46 |
| BUTLER | 28 | 29 | 57 |

2011-12 CHATTANOOGA MOCS
Chattanooga Player High/Low Analysis (as of Nov 19, 2011)
All games

Chattanooga - INDIVIDUAL GAME HIGHS

| | | | |
|--------------------------|-------|--------|---|
| Points | 24 | | WATTAD, Omar at Indiana (11/13/11) |
| | 14 | | TAYLOR, Ricky vs Kennesaw St. (11/18/11) |
| | 13 | | TAYLOR, Ricky at BUTLER (11/15/11) |
| | 12 | | WATTAD, Omar vs Kennesaw St. (11/18/11) |
| | 11 | | ZLOVARIC, Drazen vs Kennesaw St. (11/18/11) |
| Field Goals Made | 7 | | WATTAD, Omar at Indiana (11/13/11) |
| | 5 | | TAYLOR, Ricky vs Kennesaw St. (11/18/11) |
| Field Goal Att. | 14 | | WATTAD, Omar at Indiana (11/13/11) |
| | 12 | | TAYLOR, Ricky vs Kennesaw St. (11/18/11) |
| FG Pct (min 5 made) | .500 | (7-14) | WATTAD, Omar at Indiana (11/13/11) |
| | .417 | (5-12) | TAYLOR, Ricky vs Kennesaw St. (11/18/11) |
| 3-Point FG Made | 5 | | WATTAD, Omar at Indiana (11/13/11) |
| | 4 | | WATTAD, Omar vs Kennesaw St. (11/18/11) |
| 3-Point FG Att. | 10 | | WATTAD, Omar vs Kennesaw St. (11/18/11) |
| | 10 | | WATTAD, Omar at Indiana (11/13/11) |
| 3-Pt FG Pct (min 2 made) | .500 | (5-10) | WATTAD, Omar at Indiana (11/13/11) |
| | .429 | (3-7) | TAYLOR, Ricky vs Kennesaw St. (11/18/11) |
| Free Throws Made | 7 | | TAYLOR, Ricky at BUTLER (11/15/11) |
| | 5 | | WATTAD, Omar at Indiana (11/13/11) |
| Free Throw Att. | 9 | | TAYLOR, Ricky at BUTLER (11/15/11) |
| | 5 | | WATTAD, Omar at Indiana (11/13/11) |
| FT Pct (min 3 made) | 1.000 | (5-5) | WATTAD, Omar at Indiana (11/13/11) |
| | .778 | (7-9) | TAYLOR, Ricky at BUTLER (11/15/11) |
| Rebounds | 10 | | ZLOVARIC, Drazen at Indiana (11/13/11) |
| | 9 | | ZLOVARIC, Drazen vs Kennesaw St. (11/18/11) |
| Assists | 9 | | BELL, Keegan vs Kennesaw St. (11/18/11) |
| | 7 | | BELL, Keegan at Indiana (11/13/11) |
| Steals | 3 | | TAYLOR, Ricky at BUTLER (11/15/11) |
| | 2 | | BELL, Keegan vs Kennesaw St. (11/18/11) |
| | 2 | | WATTAD, Omar vs Kennesaw St. (11/18/11) |
| | 2 | | BELL, Keegan at Indiana (11/13/11) |
| | 2 | | EARLY, Chris at Indiana (11/13/11) |
| | 2 | | ZLOVARIC, Drazen at Indiana (11/13/11) |
| Blocked Shots | 1 | | BRYANT, Jared vs Kennesaw St. (11/18/11) |
| | 1 | | WATTAD, Omar vs Kennesaw St. (11/18/11) |
| | 1 | | ZLOVARIC, Drazen at BUTLER (11/15/11) |
| Turnovers | 6 | | ZLOVARIC, Drazen at Indiana (11/13/11) |
| | 5 | | WATTAD, Omar at BUTLER (11/15/11) |
| Fouls | 5 | | BELL, Keegan at Indiana (11/13/11) |
| | 5 | | EARLY, Chris at BUTLER (11/15/11) |
| | 5 | | EARLY, Chris at Indiana (11/13/11) |
| | 5 | | ZLOVARIC, Drazen at Indiana (11/13/11) |

2011-12 CHATTANOOGA MOCS
Chattanooga Opponent High/Low Analysis (as of Nov 19, 2011)
All games

OPPONENT INDIVIDUAL GAME HIGHS

| | | | |
|--------------------------|-------|-------|---|
| Points | 21 | | Cummings, Markeith vs Kennesaw St. (11/18/11) |
| | 21 | | Oladipo, Victor at Indiana (11/13/11) |
| | 18 | | Hulls, Jordan at Indiana (11/13/11) |
| | 17 | | Dixon, Spencer vs Kennesaw St. (11/18/11) |
| | 16 | | SMITH, Andrew at BUTLER (11/15/11) |
| | 16 | | Jones III, Verdell at Indiana (11/13/11) |
| Field Goals Made | 8 | | Cummings, Markeith vs Kennesaw St. (11/18/11) |
| | 6 | | Dixon, Spencer vs Kennesaw St. (11/18/11) |
| | 6 | | Hulls, Jordan at Indiana (11/13/11) |
| | 6 | | Oladipo, Victor at Indiana (11/13/11) |
| Field Goal Att. | 17 | | HOPKINS, Chrishawn at BUTLER (11/15/11) |
| | 15 | | Dixon, Spencer vs Kennesaw St. (11/18/11) |
| FG Pct (min 5 made) | .714 | (5-7) | Jones III, Verdell at Indiana (11/13/11) |
| | .667 | (6-9) | Hulls, Jordan at Indiana (11/13/11) |
| | .667 | (6-9) | Oladipo, Victor at Indiana (11/13/11) |
| 3-Point FG Made | 6 | | Hulls, Jordan at Indiana (11/13/11) |
| | 3 | | Dixon, Spencer vs Kennesaw St. (11/18/11) |
| | 3 | | HOPKINS, Chrishawn at BUTLER (11/15/11) |
| 3-Point FG Att. | 10 | | HOPKINS, Chrishawn at BUTLER (11/15/11) |
| | 9 | | Dixon, Spencer vs Kennesaw St. (11/18/11) |
| | 9 | | Hulls, Jordan at Indiana (11/13/11) |
| 3-Pt FG Pct (min 2 made) | .667 | (6-9) | Hulls, Jordan at Indiana (11/13/11) |
| | .667 | (2-3) | Cummings, Markeith vs Kennesaw St. (11/18/11) |
| Free Throws Made | 8 | | Oladipo, Victor at Indiana (11/13/11) |
| | 6 | | Jones III, Verdell at Indiana (11/13/11) |
| Free Throw Att. | 11 | | Oladipo, Victor at Indiana (11/13/11) |
| | 7 | | SMITH, Andrew at BUTLER (11/15/11) |
| | 7 | | Jones III, Verdell at Indiana (11/13/11) |
| FT Pct (min 3 made) | 1.000 | (3-3) | Cummings, Markeith vs Kennesaw St. (11/18/11) |
| | .857 | (6-7) | Jones III, Verdell at Indiana (11/13/11) |
| Rebounds | 10 | | SMITH, Andrew at BUTLER (11/15/11) |
| | 8 | | Anderson, Aaron vs Kennesaw St. (11/18/11) |
| Assists | 8 | | Cummings, Markeith vs Kennesaw St. (11/18/11) |
| | 6 | | Dixon, Spencer vs Kennesaw St. (11/18/11) |
| | 5 | | NORED, Ronald at BUTLER (11/15/11) |
| Steals | 5 | | HOPKINS, Chrishawn at BUTLER (11/15/11) |
| | 6 | | Zeller, Cody at Indiana (11/13/11) |
| | 4 | | NORED, Ronald at BUTLER (11/15/11) |
| Blocked Shots | 4 | | Jones III, Verdell at Indiana (11/13/11) |
| | 3 | | WOODS, Kameron at BUTLER (11/15/11) |
| | 2 | | Elston, Derek at Indiana (11/13/11) |
| Turnovers | 6 | | Cummings, Markeith vs Kennesaw St. (11/18/11) |
| | 5 | | Jones III, Verdell at Indiana (11/13/11) |
| Fouls | 4 | | Anderson, Aaron vs Kennesaw St. (11/18/11) |
| | 4 | | NORED, Ronald at BUTLER (11/15/11) |
| | 4 | | STIGALL, Chase at BUTLER (11/15/11) |
| | 4 | | Zeller, Cody at Indiana (11/13/11) |

2011-12 CHATTANOOGA MOCS
Chattanooga Team High/Low Analysis (as of Nov 19, 2011)
All games

Chattanooga - TEAM GAME HIGHS

| | | | |
|-----------------------|------|---------|-------------------------|
| POINTS | 59 | | KENNESAW ST. (11/18/11) |
| | 53 | | at Indiana (11/13/11) |
| FIELD GOALS MADE | 21 | | KENNESAW ST. (11/18/11) |
| | 17 | | at Indiana (11/13/11) |
| FIELD GOAL ATTEMPTS | 63 | | at Indiana (11/13/11) |
| | 55 | | KENNESAW ST. (11/18/11) |
| FIELD GOAL PERCENTAGE | .382 | (21-55) | KENNESAW ST. (11/18/11) |
| | .364 | (16-44) | at BUTLER (11/15/11) |
| 3 PT FIELD GOALS MADE | 8 | | KENNESAW ST. (11/18/11) |
| | 8 | | at Indiana (11/13/11) |
| 3 PT FG ATTEMPTS | 25 | | KENNESAW ST. (11/18/11) |
| | 22 | | at Indiana (11/13/11) |
| 3 PT FG PERCENTAGE | .364 | (8-22) | at Indiana (11/13/11) |
| | .320 | (8-25) | KENNESAW ST. (11/18/11) |
| FREE THROWS MADE | 12 | | at BUTLER (11/15/11) |
| | 11 | | at Indiana (11/13/11) |
| FREE THROW ATTEMPTS | 19 | | at BUTLER (11/15/11) |
| | 16 | | at Indiana (11/13/11) |
| FREE THROW PERCENTAGE | .688 | (11-16) | at Indiana (11/13/11) |
| | .632 | (12-19) | at BUTLER (11/15/11) |
| REBOUNDS | 45 | | at Indiana (11/13/11) |
| | 34 | | KENNESAW ST. (11/18/11) |
| ASSISTS | 15 | | KENNESAW ST. (11/18/11) |
| | 11 | | at Indiana (11/13/11) |
| STEALS | 10 | | KENNESAW ST. (11/18/11) |
| | 8 | | at Indiana (11/13/11) |
| BLOCKED SHOTS | 2 | | KENNESAW ST. (11/18/11) |
| | 1 | | at BUTLER (11/15/11) |
| TURNOVERS | 25 | | at Indiana (11/13/11) |
| FOULS | 24 | | at Indiana (11/13/11) |

2011-12 CHATTANOOGA MOCS
Chattanooga High/Low Analysis (as of Nov 19, 2011)
All games

Opponent - GAME HIGHS

| | | | |
|-----------------------|------|---------|-------------------------|
| POINTS | 78 | | at Indiana (11/13/11) |
| | 65 | | KENNESAW ST. (11/18/11) |
| FIELD GOALS MADE | 25 | | KENNESAW ST. (11/18/11) |
| | 25 | | at Indiana (11/13/11) |
| FIELD GOAL ATTEMPTS | 56 | | KENNESAW ST. (11/18/11) |
| | 54 | | at BUTLER (11/15/11) |
| FIELD GOAL PERCENTAGE | .500 | (25-50) | at Indiana (11/13/11) |
| | .446 | (25-56) | KENNESAW ST. (11/18/11) |
| 3 PT FIELD GOALS MADE | 8 | | KENNESAW ST. (11/18/11) |
| | 7 | | at Indiana (11/13/11) |
| 3 PT FG ATTEMPTS | 24 | | KENNESAW ST. (11/18/11) |
| | 22 | | at BUTLER (11/15/11) |
| 3 PT FG PERCENTAGE | .389 | (7-18) | at Indiana (11/13/11) |
| | .333 | (8-24) | KENNESAW ST. (11/18/11) |
| FREE THROWS MADE | 21 | | at Indiana (11/13/11) |
| | 11 | | at BUTLER (11/15/11) |
| FREE THROW ATTEMPTS | 31 | | at Indiana (11/13/11) |
| | 19 | | at BUTLER (11/15/11) |
| FREE THROW PERCENTAGE | .700 | (7-10) | KENNESAW ST. (11/18/11) |
| | .677 | (21-31) | at Indiana (11/13/11) |
| REBOUNDS | 37 | | KENNESAW ST. (11/18/11) |
| | 36 | | at Indiana (11/13/11) |
| ASSISTS | 18 | | KENNESAW ST. (11/18/11) |
| | 14 | | at BUTLER (11/15/11) |
| STEALS | 15 | | at Indiana (11/13/11) |
| | 9 | | KENNESAW ST. (11/18/11) |
| | 9 | | at BUTLER (11/15/11) |
| BLOCKED SHOTS | 7 | | at Indiana (11/13/11) |
| | 5 | | at BUTLER (11/15/11) |
| TURNOVERS | 18 | | KENNESAW ST. (11/18/11) |
| | 18 | | at Indiana (11/13/11) |
| FOULS | 21 | | at BUTLER (11/15/11) |

2011-12 CHATTANOOGA MOCS
Chattanooga High/Low Analysis (as of Nov 19, 2011)
All games

Chattanooga - GAME LOWS

| | | | |
|-----------------------|------|---------|-------------------------|
| POINTS | 46 | | at BUTLER (11/15/11) |
| | 53 | | at Indiana (11/13/11) |
| FIELD GOALS MADE | 16 | | at BUTLER (11/15/11) |
| | 17 | | at Indiana (11/13/11) |
| FIELD GOAL ATTEMPTS | 44 | | at BUTLER (11/15/11) |
| | 55 | | KENNESAW ST. (11/18/11) |
| FIELD GOAL PERCENTAGE | .270 | (17-63) | at Indiana (11/13/11) |
| | .364 | (16-44) | at BUTLER (11/15/11) |
| 3 PT FIELD GOALS MADE | 2 | | at BUTLER (11/15/11) |
| | 8 | | at Indiana (11/13/11) |
| | 8 | | KENNESAW ST. (11/18/11) |
| 3 PT FG ATTEMPTS | 14 | | at BUTLER (11/15/11) |
| | 22 | | at Indiana (11/13/11) |
| 3 PT FG PERCENTAGE | .143 | (2-14) | at BUTLER (11/15/11) |
| | .320 | (8-25) | KENNESAW ST. (11/18/11) |
| FREE THROWS MADE | 9 | | KENNESAW ST. (11/18/11) |
| | 11 | | at Indiana (11/13/11) |
| FREE THROW ATTEMPTS | 15 | | KENNESAW ST. (11/18/11) |
| | 16 | | at Indiana (11/13/11) |
| FREE THROW PERCENTAGE | .600 | (9-15) | KENNESAW ST. (11/18/11) |
| | .632 | (12-19) | at BUTLER (11/15/11) |
| REBOUNDS | 31 | | at BUTLER (11/15/11) |
| | 34 | | KENNESAW ST. (11/18/11) |
| ASSISTS | 10 | | at BUTLER (11/15/11) |
| | 11 | | at Indiana (11/13/11) |
| STEALS | 5 | | at BUTLER (11/15/11) |
| | 8 | | at Indiana (11/13/11) |
| BLOCKED SHOTS | 0 | | at Indiana (11/13/11) |
| | 1 | | at BUTLER (11/15/11) |
| TURNOVERS | 15 | | at BUTLER (11/15/11) |
| | 15 | | KENNESAW ST. (11/18/11) |
| FOULS | 12 | | KENNESAW ST. (11/18/11) |

2011-12 CHATTANOOGA MOCS
Chattanooga High/Low Analysis (as of Nov 19, 2011)
All games

Opponent - GAME LOWS

| | | | |
|-----------------------|------|---------|-------------------------|
| POINTS | 57 | | at BUTLER (11/15/11) |
| | 65 | | KENNESAW ST. (11/18/11) |
| FIELD GOALS MADE | 20 | | at BUTLER (11/15/11) |
| | 25 | | at Indiana (11/13/11) |
| | 25 | | KENNESAW ST. (11/18/11) |
| FIELD GOAL ATTEMPTS | 50 | | at Indiana (11/13/11) |
| | 54 | | at BUTLER (11/15/11) |
| FIELD GOAL PERCENTAGE | .370 | (20-54) | at BUTLER (11/15/11) |
| | .446 | (25-56) | KENNESAW ST. (11/18/11) |
| 3 PT FIELD GOALS MADE | 6 | | at BUTLER (11/15/11) |
| | 7 | | at Indiana (11/13/11) |
| 3 PT FG ATTEMPTS | 18 | | at Indiana (11/13/11) |
| | 22 | | at BUTLER (11/15/11) |
| 3 PT FG PERCENTAGE | .273 | (6-22) | at BUTLER (11/15/11) |
| | .333 | (8-24) | KENNESAW ST. (11/18/11) |
| FREE THROWS MADE | 7 | | KENNESAW ST. (11/18/11) |
| | 11 | | at BUTLER (11/15/11) |
| FREE THROW ATTEMPTS | 10 | | KENNESAW ST. (11/18/11) |
| | 19 | | at BUTLER (11/15/11) |
| FREE THROW PERCENTAGE | .579 | (11-19) | at BUTLER (11/15/11) |
| | .677 | (21-31) | at Indiana (11/13/11) |
| REBOUNDS | 34 | | at BUTLER (11/15/11) |
| | 36 | | at Indiana (11/13/11) |
| ASSISTS | 12 | | at Indiana (11/13/11) |
| | 14 | | at BUTLER (11/15/11) |
| STEALS | 9 | | at BUTLER (11/15/11) |
| | 9 | | KENNESAW ST. (11/18/11) |
| BLOCKED SHOTS | 1 | | KENNESAW ST. (11/18/11) |
| | 5 | | at BUTLER (11/15/11) |
| TURNOVERS | 10 | | at BUTLER (11/15/11) |
| FOULS | 15 | | KENNESAW ST. (11/18/11) |

2011-12 CHATTANOOGA MOCS
Chattanooga Points-Rebounds-Assists (as of Nov 18, 2011)
All games

| Opponent | Date | Score | | 00 | 01 | 02 | 03 | 05 | 10 | 11 |
|--------------|----------|-------|---|------------|------------|------------|------------|------------|------------|------------|
| | | | | WATTAD,OMA | STOKES,LAN | HAMPTON,DO | BELL,KEEGA | BAKER,DREW | BARIEKA,MA | WHITE,RONR |
| at Indiana | 11/13/11 | 53-78 | L | 24-5-1 | 2-1-0 | 2-0-0 | 0-2-7 | 0-0-0 | 0-0-0 | 3-2-1 |
| at BUTLER | 11/15/11 | 46-57 | L | 10-3-2 | 1-1-0 | 0-1-1 | 4-4-6 | DNP | DNP | 0-1-0 |
| KENNESAW ST. | 11/18/11 | 59-65 | L | 12-3-2 | 3-0-0 | 1-0-0 | 4-2-9 | DNP | DNP | 3-1-1 |

| Opponent | Date | Score | | 20 | 21 | 22 | 30 | 32 | 34 |
|--------------|----------|-------|---|------------|------------|------------|---------|------------|------------|
| | | | | ZLOVARIC,D | EARLY,CHRI | TAYLOR,RIC | MASON,Z | BURROUGHS, | BRYANT,JAR |
| at Indiana | 11/13/11 | 53-78 | L | 7-10-1 | 0-4-0 | 3-2-1 | 6-2-0 | 6-3-0 | 0-6-0 |
| at BUTLER | 11/15/11 | 46-57 | L | 8-7-0 | 8-2-0 | 13-4-1 | 2-2-0 | 0-2-0 | 0-0-0 |
| KENNESAW ST. | 11/18/11 | 59-65 | L | 11-9-0 | 7-6-0 | 14-1-2 | 0-2-0 | 2-6-0 | 2-2-1 |

2011-12 CHATTANOOGA MOCS
Chattanooga Team Game-by-Game Comparison (as of Nov 18, 2011)
All games

| Opponent | 1st | 2nd | Score | Mar | Total FG | FG Pct | 3-Pointers | 3FG Pct | Free Throws | FT Pct | Rebounds | Assist | T/Over | Block | Steal | Fouls |
|--------------|-------|-------|-------|------|-------------|-----------|------------|-----------|-------------|-----------|-----------|--------|--------|-------|-------|-------|
| Indiana | 24/36 | 29/42 | 53-78 | (25) | 17-63/25-50 | .270/.500 | 8-22/7-18 | .364/.389 | 11-16/21-31 | .688/.677 | 45/36 +9 | 11/12 | 25/18 | 0/7 | 8/15 | 24/19 |
| BUTLER | 27/28 | 19/29 | 46-57 | (11) | 16-44/20-54 | .364/.370 | 2-14/6-22 | .143/.273 | 12-19/11-19 | .632/.579 | 31/34 (3) | 10/14 | 15/10 | 1/5 | 5/9 | 19/21 |
| KENNESAW ST. | 31/37 | 28/28 | 59-65 | (6) | 21-55/25-56 | .382/.446 | 8-25/8-24 | .320/.333 | 9-15/7-10 | .600/.700 | 34/37 (3) | 15/18 | 15/18 | 2/1 | 10/9 | 12/15 |

Note: Game totals are displayed in the format TEAM/OPPONENT for each category

2011-12 CHATTANOOGA MOCS
Chattanooga Team Game-by-Game (as of Nov 18, 2011)
All games

TEAM STATISTICS

| Opponent | Date | Score | | Total | | 3-Pointers | | Free throws | | Rebounds | | | | pf | a | t/o | blk | stl | pts | avg |
|--------------|----------|-------|---|--------|------|------------|------|-------------|------|----------|-----|-----|------|----|----|-----|-----|-----|-----|------|
| | | | | fg-fga | pct | 3fg-fga | pct | ft-fta | pct | off | def | tot | avg | | | | | | | |
| at Indiana | 11/13/11 | 53-78 | L | 17-63 | .270 | 8-22 | .364 | 11-16 | .688 | 20 | 25 | 45 | 45.0 | 24 | 11 | 25 | 0 | 8 | 53 | 53.0 |
| at BUTLER | 11/15/11 | 46-57 | L | 16-44 | .364 | 2-14 | .143 | 12-19 | .632 | 7 | 24 | 31 | 38.0 | 19 | 10 | 15 | 1 | 5 | 46 | 49.5 |
| KENNESAW ST. | 11/18/11 | 59-65 | L | 21-55 | .382 | 8-25 | .320 | 9-15 | .600 | 9 | 25 | 34 | 36.7 | 12 | 15 | 15 | 2 | 10 | 59 | 52.7 |
| Chattanooga | | 158 | | 54-162 | .333 | 18-61 | .295 | 32-50 | .640 | 36 | 74 | 110 | 36.7 | 55 | 36 | 55 | 3 | 23 | 158 | 52.7 |
| Opponents | | 200 | | 70-160 | .438 | 21-64 | .328 | 39-60 | .650 | 26 | 81 | 107 | 35.7 | 55 | 44 | 46 | 13 | 33 | 200 | 66.7 |

Games played: 3
Points/game: 52.7
FG Pct: 33.3
3FG Pct: 29.5
FT Pct: 64.0

Rebounds/game: 36.7
Assists/game: 12.0
Turnovers/game: 18.3
Assist/turnover ratio: 0.7
Steals/game: 7.7
Blocks/game: 1.0

2011-12 CHATTANOOGA MOCS
Chattanooga Season/Career Statistics (as of Nov 18, 2011)
All games

SEASON STATISTICS

CAREER STATISTICS

| SUMMARY | gp-gs | min/g | fg% | 3fg% | ft% | r/g | a/g | stl | blk | pts/g | gp-gs | min/g | fg% | 3fg% | ft% | r/g | a/g | stl | blk | pts/g |
|-------------------|-------|-------|------|------|-------|-----|-----|-----|-----|-------|-------|-------|-------|------|------|-----|-----|-----|-----|-------|
| WATTAD, Omar | 3-3 | 30.0 | .417 | .407 | 1.000 | 3.7 | 1.7 | 3 | 1 | 15.3 | 35-31 | 29.3 | .381 | .365 | .757 | 3.7 | 2.0 | 30 | 3 | 14.3 |
| TAYLOR, Ricky | 3-3 | 26.3 | .360 | .364 | .667 | 2.3 | 1.3 | 4 | 0 | 10.0 | 86-59 | 21.9 | .407 | .337 | .736 | 2.9 | 1.2 | 40 | 1 | 10.1 |
| ZLOVARIC, Drazen | 3-3 | 28.7 | .407 | .000 | .571 | 8.7 | 0.3 | 3 | 1 | 8.7 | 3-3 | 28.7 | .407 | .000 | .571 | 8.7 | 0.3 | 3 | 1 | 8.7 |
| EARLY, Chris | 3-3 | 16.0 | .333 | .000 | .500 | 4.0 | 0.0 | 2 | 0 | 5.0 | 85-34 | 15.0 | .410 | .297 | .604 | 4.0 | 0.7 | 33 | 15 | 5.8 |
| MASON, Z. | 3-0 | 12.0 | .222 | .500 | .375 | 2.0 | 0.0 | 1 | 0 | 2.7 | 3-0 | 12.0 | .222 | .500 | .375 | 2.0 | 0.0 | 1 | 0 | 2.7 |
| BURROUGHS, Jahmal | 3-0 | 18.0 | .300 | .000 | 1.000 | 3.7 | 0.0 | 2 | 0 | 2.7 | 35-2 | 13.8 | .382 | .190 | .389 | 3.3 | 0.4 | 11 | 2 | 2.7 |
| BELL, Keegan | 3-3 | 32.7 | .200 | .000 | 1.000 | 2.7 | 7.3 | 4 | 0 | 2.7 | 68-66 | 32.1 | .354 | .303 | .718 | 3.2 | 5.3 | 61 | 2 | 8.4 |
| STOKES, Lance | 3-0 | 9.7 | .333 | .000 | .667 | 0.7 | 0.0 | 1 | 0 | 2.0 | 3-0 | 9.7 | .333 | .000 | .667 | 0.7 | 0.0 | 1 | 0 | 2.0 |
| WHITE, Ronrico | 3-0 | 12.3 | .286 | .333 | .000 | 1.3 | 0.7 | 1 | 0 | 2.0 | 3-0 | 12.3 | .286 | .333 | .000 | 1.3 | 0.7 | 1 | 0 | 2.0 |
| HAMPTON, Dontay | 3-0 | 8.0 | .167 | .000 | .500 | 0.3 | 0.3 | 2 | 0 | 1.0 | 60-2 | 7.4 | .347 | .239 | .725 | 0.9 | 0.8 | 27 | 0 | 2.0 |
| BRYANT, Jared | 3-0 | 5.7 | .200 | .000 | .000 | 2.7 | 0.3 | 0 | 1 | 0.7 | 3-0 | 5.7 | .200 | .000 | .000 | 2.7 | 0.3 | 0 | 1 | 0.7 |
| BARIEKA, Martynas | 1-0 | 1.0 | .000 | .000 | .000 | 0.0 | 0.0 | 0 | 0 | 0.0 | 1-0 | 1.0 | .000 | .000 | .000 | 0.0 | 0.0 | 0 | 0 | 0.0 |
| BAKER, Drew | 1-0 | 1.0 | .000 | .000 | .000 | 0.0 | 0.0 | 0 | 0 | 0.0 | 3-0 | 7.0 | 1.000 | .000 | .333 | 2.0 | 0.7 | 0 | 1 | 1.7 |

| SCORING | fg-fga | fg% | 3fg-fga | 3fg% | ft-fta | ft% | pts | pts/g | fg-fga | fg% | 3fg-fga | 3fg% | ft-fta | ft% | pts | pts/g |
|-------------------|--------|------|---------|------|--------|-------|-----|-------|---------|-------|---------|------|---------|------|-----|-------|
| WATTAD, Omar | 15-36 | .417 | 11-27 | .407 | 5-5 | 1.000 | 46 | 15.3 | 158-415 | .381 | 99-271 | .365 | 87-115 | .757 | 502 | 14.3 |
| TAYLOR, Ricky | 9-25 | .360 | 4-11 | .364 | 8-12 | .667 | 30 | 10.0 | 292-717 | .407 | 115-341 | .337 | 167-227 | .736 | 866 | 10.1 |
| ZLOVARIC, Drazen | 11-27 | .407 | 0-0 | .000 | 4-7 | .571 | 26 | 8.7 | 11-27 | .407 | 0-0 | .000 | 4-7 | .571 | 26 | 8.7 |
| EARLY, Chris | 6-18 | .333 | 0-2 | .000 | 3-6 | .500 | 15 | 5.0 | 179-437 | .410 | 46-155 | .297 | 87-144 | .604 | 491 | 5.8 |
| MASON, Z. | 2-9 | .222 | 1-2 | .500 | 3-8 | .375 | 8 | 2.7 | 2-9 | .222 | 1-2 | .500 | 3-8 | .375 | 8 | 2.7 |
| BURROUGHS, Jahmal | 3-10 | .300 | 0-1 | .000 | 2-2 | 1.000 | 8 | 2.7 | 34-89 | .382 | 4-21 | .190 | 21-54 | .389 | 93 | 2.7 |
| BELL, Keegan | 3-15 | .200 | 0-8 | .000 | 2-2 | 1.000 | 8 | 2.7 | 187-528 | .354 | 110-363 | .303 | 84-117 | .718 | 568 | 8.4 |
| STOKES, Lance | 1-3 | .333 | 0-2 | .000 | 4-6 | .667 | 6 | 2.0 | 1-3 | .333 | 0-2 | .000 | 4-6 | .667 | 6 | 2.0 |
| WHITE, Ronrico | 2-7 | .286 | 2-6 | .333 | 0-0 | .000 | 6 | 2.0 | 2-7 | .286 | 2-6 | .333 | 0-0 | .000 | 6 | 2.0 |
| HAMPTON, Dontay | 1-6 | .167 | 0-2 | .000 | 1-2 | .500 | 3 | 1.0 | 35-101 | .347 | 11-46 | .239 | 37-51 | .725 | 118 | 2.0 |
| BRYANT, Jared | 1-5 | .200 | 0-0 | .000 | 0-0 | .000 | 2 | 0.7 | 1-5 | .200 | 0-0 | .000 | 0-0 | .000 | 2 | 0.7 |
| BARIEKA, Martynas | 0-1 | .000 | 0-0 | .000 | 0-0 | .000 | 0 | 0.0 | 0-1 | .000 | 0-0 | .000 | 0-0 | .000 | 0 | 0.0 |
| BAKER, Drew | 0-0 | .000 | 0-0 | .000 | 0-0 | .000 | 0 | 0.0 | 2-2 | 1.000 | 0-0 | .000 | 1-3 | .333 | 5 | 1.7 |

| TOTALS | o-reb | d-reb | t-reb | pf | fo | ast | to | a/to | o-reb | d-reb | t-reb | pf | fo | ast | to | a/to |
|-------------------|-------|-------|-------|----|----|-----|----|------|-------|-------|-------|-----|----|-----|-----|------|
| WATTAD, Omar | 3 | 8 | 11 | 7 | 0 | 5 | 8 | 0.6 | 42 | 86 | 128 | 86 | 2 | 70 | 73 | 1.0 |
| TAYLOR, Ricky | 2 | 5 | 7 | 5 | 0 | 4 | 5 | 0.8 | 53 | 196 | 249 | 95 | 0 | 103 | 122 | 0.8 |
| ZLOVARIC, Drazen | 5 | 21 | 26 | 10 | 1 | 1 | 10 | 0.1 | 5 | 21 | 26 | 10 | 1 | 1 | 10 | 0.1 |
| EARLY, Chris | 4 | 8 | 12 | 12 | 2 | 0 | 4 | 0.0 | 103 | 235 | 338 | 186 | 9 | 56 | 108 | 0.5 |
| MASON, Z. | 2 | 4 | 6 | 4 | 0 | 0 | 2 | 0.0 | 2 | 4 | 6 | 4 | 0 | 0 | 2 | 0.0 |
| BURROUGHS, Jahmal | 3 | 8 | 11 | 3 | 0 | 0 | 3 | 0.0 | 36 | 78 | 114 | 64 | 2 | 15 | 31 | 0.5 |
| BELL, Keegan | 2 | 6 | 8 | 3 | 0 | 22 | 11 | 2.0 | 37 | 178 | 215 | 111 | 2 | 363 | 181 | 2.0 |
| STOKES, Lance | 1 | 1 | 2 | 1 | 0 | 0 | 3 | 0.0 | 1 | 1 | 2 | 1 | 0 | 0 | 3 | 0.0 |
| WHITE, Ronrico | 1 | 3 | 4 | 5 | 0 | 2 | 2 | 1.0 | 1 | 3 | 4 | 5 | 0 | 2 | 2 | 1.0 |
| HAMPTON, Dontay | 0 | 1 | 1 | 3 | 0 | 1 | 4 | 0.3 | 14 | 42 | 56 | 52 | 0 | 50 | 42 | 1.2 |
| BRYANT, Jared | 5 | 3 | 8 | 2 | 0 | 1 | 3 | 0.3 | 5 | 3 | 8 | 2 | 0 | 1 | 3 | 0.3 |
| BARIEKA, Martynas | 0 | 0 | 0 | 0 | 0 | 0 | 0 | 0.0 | 0 | 0 | 0 | 0 | 0 | 0 | 0 | 0.0 |
| BAKER, Drew | 0 | 0 | 0 | 0 | 0 | 0 | 0 | 0.0 | 2 | 4 | 6 | 1 | 0 | 2 | 4 | 0.5 |

2011-12 CHATTANOOGA MOCS
Chattanooga Combined Team Statistics (as of Nov 18, 2011)
All games

| RECORD: | OVERALL | HOME | AWAY | NEUTRAL |
|----------------|----------------|-------------|-------------|----------------|
| ALL GAMES | 0-3 | 0-1 | 0-2 | 0-0 |
| CONFERENCE | 0-0 | 0-0 | 0-0 | 0-0 |
| NON-CONFERENCE | 0-3 | 0-1 | 0-2 | 0-0 |

| ## | Player | gp-gs | min | avg | Total | | 3-Point | | F-Throw | | Rebounds | | | | pf | dq | a | to | blk | stl | pts | avg |
|----------------|-------------------|-------|-----|------|--------|------|---------|------|---------|-------|----------|-----|-----|------|----|----|----|----|-----|-----|-----|------|
| | | | | | fg-fga | fg% | 3fg-fga | 3fg% | ft-fta | ft% | off | def | tot | avg | | | | | | | | |
| 00 | WATTAD, Omar | 3-3 | 90 | 30.0 | 15-36 | .417 | 11-27 | .407 | 5-5 | 1.000 | 3 | 8 | 11 | 3.7 | 7 | 0 | 5 | 8 | 1 | 3 | 46 | 15.3 |
| 22 | TAYLOR, Ricky | 3-3 | 79 | 26.3 | 9-25 | .360 | 4-11 | .364 | 8-12 | .667 | 2 | 5 | 7 | 2.3 | 5 | 0 | 4 | 5 | 0 | 4 | 30 | 10.0 |
| 20 | ZLOVARIC, Drazen | 3-3 | 86 | 28.7 | 11-27 | .407 | 0-0 | .000 | 4-7 | .571 | 5 | 21 | 26 | 8.7 | 10 | 1 | 1 | 10 | 1 | 3 | 26 | 8.7 |
| 21 | EARLY, Chris | 3-3 | 48 | 16.0 | 6-18 | .333 | 0-2 | .000 | 3-6 | .500 | 4 | 8 | 12 | 4.0 | 12 | 2 | 0 | 4 | 0 | 2 | 15 | 5.0 |
| 30 | MASON, Z. | 3-0 | 36 | 12.0 | 2-9 | .222 | 1-2 | .500 | 3-8 | .375 | 2 | 4 | 6 | 2.0 | 4 | 0 | 0 | 2 | 0 | 1 | 8 | 2.7 |
| 32 | BURROUGHS, Jahmal | 3-0 | 54 | 18.0 | 3-10 | .300 | 0-1 | .000 | 2-2 | 1.000 | 3 | 8 | 11 | 3.7 | 3 | 0 | 0 | 3 | 0 | 2 | 8 | 2.7 |
| 03 | BELL, Keegan | 3-3 | 98 | 32.7 | 3-15 | .200 | 0-8 | .000 | 2-2 | 1.000 | 2 | 6 | 8 | 2.7 | 3 | 0 | 22 | 11 | 0 | 4 | 8 | 2.7 |
| 01 | STOKES, Lance | 3-0 | 29 | 9.7 | 1-3 | .333 | 0-2 | .000 | 4-6 | .667 | 1 | 1 | 2 | 0.7 | 1 | 0 | 0 | 3 | 0 | 1 | 6 | 2.0 |
| 11 | WHITE, Ronrico | 3-0 | 37 | 12.3 | 2-7 | .286 | 2-6 | .333 | 0-0 | .000 | 1 | 3 | 4 | 1.3 | 5 | 0 | 2 | 2 | 0 | 1 | 6 | 2.0 |
| 02 | HAMPTON, Dontay | 3-0 | 24 | 8.0 | 1-6 | .167 | 0-2 | .000 | 1-2 | .500 | 0 | 1 | 1 | 0.3 | 3 | 0 | 1 | 4 | 0 | 2 | 3 | 1.0 |
| 34 | BRYANT, Jared | 3-0 | 17 | 5.7 | 1-5 | .200 | 0-0 | .000 | 0-0 | .000 | 5 | 3 | 8 | 2.7 | 2 | 0 | 1 | 3 | 1 | 0 | 2 | 0.7 |
| 10 | BARIEKA, Martynas | 1-0 | 1 | 1.0 | 0-1 | .000 | 0-0 | .000 | 0-0 | .000 | 0 | 0 | 0 | 0.0 | 0 | 0 | 0 | 0 | 0 | 0 | 0 | 0.0 |
| 05 | BAKER, Drew | 1-0 | 1 | 1.0 | 0-0 | .000 | 0-0 | .000 | 0-0 | .000 | 0 | 0 | 0 | 0.0 | 0 | 0 | 0 | 0 | 0 | 0 | 0 | 0.0 |
| Team | | | | | | | | | | | 8 | 6 | 14 | | | | | | | | | |
| Total..... | | 3 | 600 | | 54-162 | .333 | 18-61 | .295 | 32-50 | .640 | 36 | 74 | 110 | 36.7 | 55 | 3 | 36 | 55 | 3 | 23 | 158 | 52.7 |
| Opponents..... | | 3 | 600 | | 70-160 | .438 | 21-64 | .328 | 39-60 | .650 | 26 | 81 | 107 | 35.7 | 55 | - | 44 | 46 | 13 | 33 | 200 | 66.7 |

| TEAM STATISTICS | UTC | OPP | Date | Opponent | Score | Att. |
|------------------------|------------|------------|---------------------|-----------------|--------------|-------------|
| SCORING | 158 | 200 | 11/13/11 | at Indiana | L 53-78 | 16149 |
| Points per game | 52.7 | 66.7 | 11/15/11 | at BUTLER | L 46-57 | 6078 |
| Scoring margin | -14.0 | - | 11/18/11 | KENNESAW ST. | L 59-65 | 2881 |
| FIELD GOALS-ATT | 54-162 | 70-160 | * - Conference game | | | |
| Field goal pct | .333 | .438 | | | | |
| 3 POINT FG-ATT | 18-61 | 21-64 | | | | |
| 3-point FG pct | .295 | .328 | | | | |
| 3-pt FG made per game | 6.0 | 7.0 | | | | |
| FREE THROWS-ATT | 32-50 | 39-60 | | | | |
| Free throw pct | .640 | .650 | | | | |
| F-Throws made per game | 10.7 | 13.0 | | | | |
| REBOUNDS | 110 | 107 | | | | |
| Rebounds per game | 36.7 | 35.7 | | | | |
| Rebounding margin | +1.0 | - | | | | |
| ASSISTS | 36 | 44 | | | | |
| Assists per game | 12.0 | 14.7 | | | | |
| TURNOVERS | 55 | 46 | | | | |
| Turnovers per game | 18.3 | 15.3 | | | | |
| Turnover margin | -3.0 | - | | | | |
| Assist/turnover ratio | 0.7 | 1.0 | | | | |
| STEALS | 23 | 33 | | | | |
| Steals per game | 7.7 | 11.0 | | | | |
| BLOCKS | 3 | 13 | | | | |
| Blocks per game | 1.0 | 4.3 | | | | |
| ATTENDANCE | 2881 | 22227 | | | | |
| Home games-Avg/Game | 1-2881 | 2-11114 | | | | |
| Neutral site-Avg/Game | - | 0-0 | | | | |

| Score by Periods | 1st | 2nd | Totals |
|-------------------------|------------|------------|---------------|
| Chattanooga | 82 | 76 | 158 |
| Opponents | 101 | 99 | 200 |