



2008

YEAR-BY-YEAR OFFENSIVE STATISTICS

Year	Rush Yds.	Rush/ Game	Pass Yds.	Pass/ Game	Total Off.	1st Dwns.	Punts- Yards	Punt Ret-Yds	K.O. Ret-Yds	INT- Yds	Penalties- Yards	Fum- Lost	Total Points	Points/ Game
1963	991	99.1	1182	118.2	2173	129	58	222	34-745	15-167	424	15	89	8.9
1964														
1965														
1966														
1967	1254	125.4	1117	111.7	2376	126	61-2382	26-138	29-555	14-48	16		154	15.4
1968	1997	199.7	1175	117.5	3772	208	54-1817	35-273	26-598	12	46-454	21-11	290	29.0
1969	1273	127.3	1341	134.1	2614	141	72-2735	20-31	41-796	18-201	21-209	31-17	94	9.4
1970	1626	147.7	965	87.8	2591	146	74-3243	16-166	52-892	17-298	37-406	41-26	147	13.4
1971	1336	121.5	2212	201.0	3548	199	71-2413	28-187	54-857	21-283	41-370	21-13	205	18.6
1972														
1973	878	79.8	1824	165.8	2702	144	83-2815	26-121	40-868	18-203	49-588	21-12	131	11.9
1974	1617	147.0	1200	109.1	2817	153	70-2798	26-20	41-856	--	69-736	34-17	179	16.3
1975	2302	209.2	1034	94.0	3336	178	67-2470	34-189	30-459	7-142	91-960	35-20	176	16.0
1976	1890	171.9	1084	98.5	2974	174	80-3483	31-290	31-655	13-246	71-754	31-19	232	21.1
1977	3332	302.9	936	85.1	4268	184	62-2462	32-284	30-695	6-89	95-906	42-28	265	24.1
1978	2652	241.1	1765	160.5	4417	201	2720	12	50-24	--	111-1122	50-26	319	29.0
1979	2926	266.0	1613	146.6	4539	215	62-2638	31-153	29-642	--	104-1168	--	349	31.7
1980	2493	226.6	2061	187.4	4554	201	50-1864	35-340	34-555	14-305	71-850	38-18	300	27.3
1981	1604	145.8	2089	189.9	3693	186	50-2329	25-148	31-560	14-82	95-843	31-17	217	19.7
1982	2287	207.9	1012	92.0	3299	189	61-2616	38-455	23-530	11-113	78-776	40-18	235	21.4
1983	2429	220.8	902	82.0	3331	166	70-2416	38-408	28-580	11-52	78-776	40-18	227	20.6
1984	1764	160.9	1216	110.5	2986	161	80-2800	33-259	32-707	9-162	64-517	36-16	140	12.7
1985	1426	129.6	1882	171.1	3308	181	80-3264	35-379	18-351	16-119	78-644	24-16	209	19.0
1986	1813	164.8	1890	171.8	3703	181	72-2711	32-234	42-836	23-170	84-770	25	223	20.3
1987	1845	167.7	1343	122.1	3188	168	69-2658	22-49	33-674	15-133	61-584	32-19	185	16.8
1988	1481	134.6	1864	169.5	3345	184	79-3273	31-129	34-549	16-169	92-833	19-8	213	19.4
1989	1632	148.4	1403	127.6	3035	168	65-2817	19-138	41-898	20-254	67-604	22-13	161	14.6
1990	2046	186.0	1581	143.7	3627	176	64-2837	22-97	44-818	20-159	67-555	26-15	227	20.6
1991	2364	214.9	1837	167.0	4201	236	54-2453	15-45	39-801	10-190	69-522	29-12	305	27.7
1992	1700	154.5	1469	133.5	3171	153	79-2674	20-98	57-1211	7-100	78-698	33-13	223	20.3
1993	1499	136.3	2380	216.4	3879	180	44-1725	10-81	40-654	16-178	66-568	28-15	250	22.7
1994	1982	180.2	2230	202.7	4212	254	45-1838	11-57	65-1206	22-204	63-550	29-12	282	25.6
1995	1597	145.2	2160	196.4	3757	212	54-2182	20-160	46-781	9-175	67-539	23-11	251	22.8
1996	1320	120.0	2037	186.1	3367	196	68-2528	10-70	43-773	13-106	64-513	13-9	175	15.9
1997	1123	102.1	2246	204.2	3369	190	64-2371	24-244	32-698	11-281	89-735	16-5	203	18.5
1998	1931	175.5	2029	184.5	3960	216	54-2153	28-277	33-643	13-195	77-685	14-6	209	19.0
1999	1391	126.5	3591	326.5	4982	248	45-1823	15-165	43-811	14-339	80-663	17-7	328	29.8
2000	1259	114.5	3730	339.1	4989	266	41-1513	18-117	45-937	17-126	84-801	14-5	332	30.2
2001	1403	127.5	2120	192.7	3523	191	72-2877	30-326	44-892	17-323	71-624	17-6	217	19.7
2002	1058	88.2	2645	220.4	3703	202	69-2893	30-230	56-1150	14-208	77-559	20-11	232	19.3
2003	1063	88.6	2814	234.5	3877	208	70-2670	15-91	65-1336	22-457	80-664	22-14	195	16.2
2004	1238	112.5	3003	273.0	4241	211	66-2441	11-71	65-1222	10-195	97-847	22-11	320	29.1
2005	2268	206.2	1622	147.5	3890	220	53-1924	18-182	41-725	18-123	68-571	16-6	245	22.3
2006	1954	177.6	1788	162.5	3742	194	63-2352	25-142	44-866	13-145	67-597	16-8	201	18.3
2007	1682	152.9	1896	172.4	3578	183	65-2315	19-236	62-1141	12-133	41-382	20-7	255	23.2

*Statistics not available for all years and all categories



YEAR-BY-YEAR DEFENSIVE STATISTICS

Year	Rush Yds.	Rush/ Game	Pass Yds.	Pass/ Game	Total Off.	Sacks	Fum-Lost	INT-Yds	Punts-Yds	Punt Ret-Yds	K.O. Ret.-Yds	Penalty-Yards	Total Points	Points/ Game
1963	1484	148.4	1027	102.7	2511		15	10-75	50	312	25-682	607	154	15.4
1964														
1965														
1966														
1967	1403	140.3	1881	188.1	3144	--	17	13-250	64-2277	27-142	30-523			
1968	1370	137.0	1132	113.2	2502	--	21-11	12	81-3142	17-64	53-930	37-354	136	13.6
1969	1878	187.8	1375	137.7	3253	--	42-22	12	63-2404	27-187	23-471	41-406	216	21.6
1970	2216	201.5	1493	135.7	3709	--	41-26	15-221	54-1977	37-525	36-770	67-636	282	25.7
1971	2596	233.2	1586	145.9	4182	--	26-17	21-283	52-2137	36-314	39-607	53-537	333	30.3
1972														
1973	1997	181.5	1448	131.6	3445	--	29-21	10-48	68-2422	34-350	29-585	59-558	241	21.9
1974	1731	157.4	1336	121.5	3067	--	33-16	16-231	68-2553		34-650	64-660	252	22.9
1975	1388	126.2	1385	125.9	2773	--	43-22	12-155	62-2312	28-279	30-527	63-673	195	17.7
1976	1717	156.1	1632	148.4	3349	--	41-17	16-76	70-2718	34-373	40-523	75-805	205	18.6
1977	1597	145.2	1447	131.5	3044	38	40-22	15-186	73-2959	28-154	45-856	62-589	167	15.2
1978	1098	99.8	1780	161.8	2878	--	40-27	19	--	--	--	54-551	191	17.4
1979	1428	175.2	1929	175.2	3355	--	--	26-233	--	34	29-642	77-876	217	19.7
1980	1925	175.0	1289	117.2	3214	16-140	28-16	17-201	67-2586	20-198	40-808	56-544	197	17.9
1981	1434	130.4	1984	180.4	3411	19-162	44-19	20-193	63-2343	24-101	31-465	63-556	172	15.6
1982	893	81.2	1308	118.9	2201	28	25-13	18-216	80-3117	19-252	28-549	52-411	137	12.5
1983	1258	114.4	1474	134.0	2732	31	25-13	18-271	29-2932	21-203	30-630	52-411	167	15.2
1984	1478	134.3	1839	167.1	3317	25-167	27-19	14	64-2588	33-259	18-360	59-500	186	16.9
1985	911	82.8	2019	183.6	2930	38	32-18	21-246	86-3222	38-255	41-618	68-582	155	14.1
1986	1588	144.3	1779	161.2	3117	21	28	14-216	78-2957	19-125	43-820	57-462	233	21.2
1987	1560	141.8	1515	137.7	3075	25-179	45-20	23-163	69-2658	27-227	31-618	45-417	180	16.4
1988	1344	122.2	1773	161.2	3117	21-117	25-12	15-96	78-2910	40-447	41-832	98-767	220	20.0
1989	2150	195.5	1148	104.4	3298	18-90	22-8	9-77	62-2224	41-442	35-655	67-513	230	20.9
1990	1500	136.4	2564	233.1	4064	25-130	32-10	16-211	67-2414	38-243	45-822	52-471	243	22.1
1991	2906	264.2	1558	141.6	4464	24-148	22-9	10-108	45-1614	34-402	44-1002	69-681	293	26.6
1992	2738	248.9	1815	165.0	4553	25-179	29-13	13-129	46-1750	36-369	36-713	69-610	391	35.5
1993	2685	244.1	2039	185.4	4724	19-92	32-15	16-243	33-1237	28-372	35-910	56-483	376	34.2
1994	2770	251.8	2384	216.7	5154	18-90	18-10	12-132	35-1288	24-289	36-895	87-723	426	38.7
1995	2161	196.5	1983	180.3	4144	18-116	21-9	13-217	53-1988	31-278	39-859	63-517	299	27.2
1996	2601	236.5	1961	178.3	4562	19-113	22-12	14-215	41-1528	35-322	30-586	71-654	290	26.4
1997	1976	179.6	1324	120.4	3300	25-151	24-15	5-68	59-2353	43-470	37-799	77-719	244	22.2
1998	1998	181.6	1561	141.9	3559	18-121	29-12	11-55	58-2522	32-290	38-725	74-699	219	19.9
1999	3106	282.4	1515	137.7	4621	19-124	35-17	11-114	38-765	31-318	55-1209	82-751	360	32.7
2000	2255	205.0	2013	183.0	4268	18-107	25-12	8-36	49-1843	19-213	62-978	83-784	279	25.4
2001	2012	182.9	1837	167.0	3849	19-116	19-8	7-64	68-2809	42-502	40-746	76-712	338	30.7
2002	2677	223.1	2512	209.3	5189	19-127	30-11	5-34	49-1916	42-438	44-764	95-847	377	31.4
2003	3108	259.0	2011	167.6	5119	9-61	34-18	7-65	48-1909	47-429	35-701	90-749	421	35.1
2004	2685	244.1	2039	185.4	4724	19-92	16-10	13-175	66-2441	39-476	56-122	74-653	529	48.1
2005	3098	261.4	1927	175.2	4802	9-54	21-9	7-97	41-1588	25-217	29-695	76-654	339	30.8
2006	1808	164.4	2361	214.6	4169	21-111	15-7	11-157	53-2090	24-86	30-650	60-522	304	27.6
2007	2319	210.8	2007	182.5	4326	25-183	27-13	18-199	44-1726	30-269	41-984	61-543	369	33.5

*Statistics not available for all years and all categories



MOCS RECORD BOOK

RUSHING

Most Rushes:

Game:	37	Tyrone Coleman vs. ETSU (11/14/98; 142 yds)
	37	James Roberts vs. ETSU (10/14/89; 215 yds)
Season:	217	Eldra Buckley (2005)
Career:	611	James Roberts (1990-93)

Most Yards Gained:

Game:	235	Charles McNeill vs. Kentucky St. (11/24/01; 25 rush)
Season:	1,233	Eldra Buckley (2005)
Career:	3,656	Gwain Durden (1977-80)

Highest Average Gain Per Rush:

Game:	13.9	Andre Lockhart vs. ETSU (10/25/86)
Season:	7.8	Gwain Durden (1979)
Career:	8.9	Andre Lockhart (1985-87)

Best Average Per Game:

Season:	123.9	Carlos Locklyn (1999)
Career:	112.9	Eldra Buckley (2005-06)

Most Rushes Per Game:

Season:	21.5	James Roberts (1989)
Career:	19.6	Eldra Buckley (2005-06)

Most Touchdowns Scored Rushing:

Game:	5	Paul Squibb vs. Carson-Newman (10/2/15)
Season:	18	Gene Roberts (1946)
Career:	24	Tony Merendino (1975-78); 24 Mike Smith (1977-80)

CAREER RUSHING YARDS

1.	Gwain Durden (1977-80)	3,656
2.	Mike Smith (1977-80)	3,340
3.	James Roberts (1989-91)	3,091
4.	Eldra Buckley (2005-06)	2,437
5.	Tyrone Coleman (1995-98)	2,354
6.	Robert Smith (1967-70)	2,284
7.	Carey Henley (1958-61)	2,258
8.	Mike Hogan (1972-75)	1,909
9.	Charles McNeill (1998-2001)	1,892
10.	Darryl Streeter (1984-88)	1,888

SINGLE SEASON RUSHING YARDS

1.	Eldra Buckley (2005)	1,233
2.	Eldra Buckley (2006)	1,204
3.	Tyrone Coleman (1998)	1,191
4.	Gene Roberts (1946)	1,113
5.	Mike Smith (1977)	1,062
6.	James Roberts (1989)	1,067
7.	Gwain Durden (1977)	1,049
8.	Mike Smith (1979)	985
9.	Muhammed Shamsid-Dean (1990)	974
10.	Charles McNeill (2001)	953

CAREER RUSHING TOUCHDOWNS

1.	Mike Smith (1977-80)	24
	Tony Merendino (1975-78)	24
3.	James Roberts (1989-93)	20
	Robert Smith (1967-70)	20
5.	Eldra Buckley (2005-06)	18
	Artis Edwards (1981-84)	18
	Gwain Durden (1977-80)	18
	Gene Roberts (1946)	18
9.	Kenyon Earl (1991-94)	17
	Steve Woods (1977-81)	17



Eldra Buckley holds the top two single-season rushing marks, set in 2005 and 2006.



Gwain Durden



James Roberts

SINGLE SEASON RUSHING TOUCHDOWNS

1.	Gene Roberts (1946)	18
2.	Eldra Buckley (2005)	11
	Lironnie Davis (2004)	11
	Tony Merendino (1978)	11
5.	Steve Colwell (1987)	10
	Tony Merendino (1976)	10
7.	Frahn D'Anjou (1996)	9
	Muhammed Shamsid-Deen (1991)	9
	Robert Smith (1967)	9
10.	Three players tied	8

CAREER RUSHING ATTEMPTS

1.	James Roberts (1990-93)	611
2.	Mike Smith (1978-80)	607
3.	Robert Smith (1967-70)	559
4.	Gwain Durden (1977-80)	540
5.	Mike Hogan (1972-75)	501
6.	Tyrone Coleman (1995-98)	497
7.	Kenyon Earl (1991-94)	493
8.	Darryl Streeter (1984, 1986-88)	452
9.	Eldra Buckley (2005-06)	432
10.	Charles McNeill (1998-2001)	400

SINGLE SEASON RUSHING ATTEMPTS


1.	Eldra Buckley (2005)	217
2.	Eldra Buckley (2006)	215
	James Roberts (1989)	215
4.	Robert Smith (1970)	212
5.	Tyrone Coleman (1998)	210
6.	Artis Edwards (1984)	196
7.	Erroll Wynn (2007)	195
8.	Mike Smith (1979)	181
9.	Charles McNeill (2001)	180
	Darryl Streeter (1987)	180

CAREER YARDS PER CARRY

1.	Andre Lockhart (1985-87)	8.9
2.	Gwain Durden (1977-80)	6.8
3.	Jerry Ellison (1991-93)	6.2
4.	Eldra Buckley (2005-06)	5.6
5.	Muhammah Shamshid-Deen (1989-91)	5.5
6.	Mike Smith (1978-80)	5.5
7.	Bucky Wolford (1967-68)	5.2
8.	James Roberts (1990-93)	5.0
9.	Harold Ricks (1981-83)	4.9
10.	Steve Colwell (1986-87)	4.9



Kenyon Earl



Mickey Brokas



Chris Sanders, who played for UTC in 1999 and 2000, still holds 13 school passing records.

Most Had Intercepted:

Game:	6	Tim Couch vs. Georgia Southern (9/27/85)
Season:	21	Mickey Brokas (1971)
Career:	62	Mickey Brokas (1970-73)

CAREER PASSING YARDS

1.	Chris Sanders (1999-2000)	7,230
2.	Kenyon Earl (1991-94)	6,400
3.	Brian Hampton (1995-1998)	6,200
4.	Mickey Brokas (1970-73)	5,869
5.	Steve Woods (1978-81)	5,026
6.	Tim Couch (1984-86)	4,133
7.	Antonio Miller (2004-07)	3,832
8.	John Green (1955-58)	3,419
9.	Stan Nix (1987-90)	3,000
10.	Cedric Stevens (2004)	2,708

SINGLE SEASON PASSING YARDS

1.	Chris Sanders (2000)	3,691
2.	Chris Sanders (1999)	3,539
3.	Cedric Stevens (2004)	2,708
4.	Kenyon Earl (1993)	2,233
5.	Mickey Brokas (1971)	2,195
6.	Brian Hampton (1997)	2,089
7.	Vinnie Miroth (2003)	2,011
8.	Steve Woods (1981)	1,971
9.	Steve Woods (1980)	1,827
10.	Brian Hampton (1998)	1,680

CAREER TOUCHDOWN PASSES

1.	Chris Sanders (1999-2000)	49
2.	Kenyon Earl (1991-94)	42
3.	Steve Woods (1978-81)	40
4.	Mickey Brokas (1970-73)	35
5.	Tony Merendino (1975-78)	28
	Brian Hampton (1995-98)	28
7.	Antonio Miller (2004-07)	21
8.	Cedric Stevens (2004)	20

SEASON TOUCHDOWN PASSES

1.	Chris Sanders (1999)	27
2.	Chris Sanders (2000)	22
3.	Cedric Stevens (2004)	20
4.	Mickey Brokas (1971)	19
5.	Ryan McCann (2002)	18
	Kenyon Earl (1994)	18
7.	Steve Woods (1980)	17
8.	Kenyon Earl (1993)	16
9.	Gary Bloodsaw (1981)	15
10.	Antonio Miller (2007)	13
	Kenyon Earl (1991)	13
	Steve Woods (1981)	13

CAREER 300-YARD PASSING GAMES

1.	Chris Sanders (1999-2000)	12
2.	Cedric Stevens (2004)	2
3.	Mickey Brokas (1970-73)	1
	Howard Derrick (1945-46)	1
	Kenyon Earl (1991-94)	1
	Ryan McCann (2002)	1

CAREER 200-YARD PASSING GAMES

1.	Chris Sanders (1999-2000)	22
2.	Steve Woods (1978-81)	12
3.	Brian Hampton (1995-98)	11
4.	Cedric Stevens (2004)	9
	Kenyon Earl (1991-94)	9
6.	Tim Couch (1984-86)	7
7.	Ryan McCann (2002)	6

SINGLE SEASON YARDS PER CARRY

1.	Gwain Durden (1979)	7.8
2.	Gwain Durden (1980)	7.1
3.	Bryan Fitzgerald (2007)	6.8
4.	Jerry Ellison (1992)	6.7
5.	Carlos Locklyn (1999)	6.5
6.	Gwain Durden (1977)	6.4
7.	James Roberts (1991)	6.3
8.	Mike Smith (1977)	6.2
9.	Gwain Durden (1978)	6.18
10.	Jerry Ellison (1993)	6.17

PASSING

Most Attempts:

Game:	66	Chris Sanders vs. Furman (11/20/99)
Season:	490	Chris Sanders (1999)
Career:	954	Mickey Brokas (1970-73)

Most Completions:

Game:	41	Chris Sanders vs. Furman (11/20/99)
Season:	297	Chris Sanders (1999)
Career:	584	Chris Sanders (1999-2000)

Most Yards:

Game:	532	Chris Sanders vs. Furman (11/20/99)
Season:	3,691	Chris Sanders (2000)
Career:	7,230	Chris Sanders (1999-2000)

Best Percentage:

Game (Min. 8 Att.):	100.0% (8-8)	Kenyon Earl vs. Tennessee-Martin (8/31/91)
Season (Min. 100 Att.):	65.5%	Cedric Stevens (2004)
Career (Min. 200 Att./more than one season):	61.3%	Chris Sanders (1999-2000)
Career (Min. 200 Att./one season):	65.5%	Cedric Stevens (2004)

Most Touchdown Passes:

Game:	6	Justin Barnes vs. Kentucky State (11/24/01)
	6	Chris Sanders vs. Mississippi Valley St. (9/16/00)
	6	Kenyon Earl vs. Gardner-Webb (9/18/93)
Season:	27	Chris Sanders (1999)
Career:	49	Chris Sanders (1999-2000)



RECEIVING

Most Receptions:

Game: *18 Alonzo Nix vs. Wofford (10/4/03)
 Season: *90 Alonzo Nix (2003)
 Career: 169 Emanuel Hassell (2004-06)

* Southern Conference Record

Most Receiving Yards:

Game: 247 Alonzo Nix vs. Appalachian State (10/30/04)
 Season: 1,060 Alonzo Nix (2003)
 Career: 2,375 Stefpon Hawkins (1996-99)

Most Touchdown Receptions:

Game: #6 Cos DeMatteo vs. Mississippi Valley St. (9/16/00)
 Season: 11 Cos DeMatteo (1999)
 Career: 25 Joe Burke (1977-80)

NCAA I-AA and Southern Conference Record

Best Per Catch Average:

Game: 59.0 Shoun Habersham vs. Western Kentucky (11/2/91)
 Season: 28.1 Joe Burke (1978)
 Career: 22.8 Joe Burke (1977-80)

CAREER RECEPTIONS

1.	Emanuel Hassell (2004-06)	169
2.	Cos DeMatteo (1998-2001)	166
3.	Stefpon Hawkins (1996-99)	163
4.	Alonzo Nix (2003-04)	150
5.	Jeremy Grier (2001-03)	144
	Terrell Owens 1992-95	144
7.	Rocky Turner (1968-71)	119
8.	Angelo Napolitano (1966-68)	118

SINGLE SEASON RECEPTIONS

1.	Alonzo Nix (2003)	90
2.	Richmond Flowers (2000)	86
3.	Cos DeMatteo (1999)	76
4.	Cos DeMatteo (2000)	75
5.	Emanuel Hassell (2006)	62
	Jeremy Grier (2003)	62
7.	Alonzo Nix (2004)	60
	Stefpon Hawkins (1999)	60
9.	Rocky Turner (1971)	58
10.	Jason Jones (2002)	57
	Terrell Owens (1994)	57

CAREER RECEIVING YARDS

1.	Stefpon Hawkins (1996-99)	2,375
2.	Terrell Owens (1992-95)	2,320
3.	Joe Burke (1977-80)	2,145
4.	Cos DeMatteo (1998-2001)	2,092
5.	Alonzo Nix (2003-04)	1,879
6.	Rocky Turner (1968-71)	1,864
7.	Larry Stokes (1973-76)	1,821
8.	Vince Stafford (1962-72)	1,698
9.	Jeremy Grier (2001-03)	1,670
10.	Emanuel Hassell (2004-06)	1,663

SINGLE SEASON RECEIVING YARDS


1.	Alonzo Nix (2003)	1,060
2.	Richmond Flowers (2000)	1,035
3.	Rocky Turner (1971)	984
4.	Cos DeMatteo (1999)	977
5.	Cos DeMatteo (2000)	971
6.	Stefpon Hawkins (1997)	885
7.	Joe Burke (1978)	844
8.	Terrell Owens (1994)	836
9.	Alonzo Nix (2004)	819
10.	Jason Jones (2002)	815



Emanuel Hassell owns the career receiving record, catching 169 balls in three seasons.



Cos DeMatteo



Stefpon Hawkins

CAREER TOUCHDOWN RECEPTIONS

1.	Joe Burke (1977-80)	28
2.	Cos DeMatteo (1998-2001)	23
3.	Terrell Owens (1992-95)	19
4.	Derek Hall (1992-95)	17
5.	Alonzo Nix (2003-04)	14
6.	Jason Jones (2000-04)	13
	Vince Stafford (1970-72)	13
8.	Ronnie Strickland (1999-2000)	12
	Ed Stanford (1979-81)	12

SINGLE SEASON TOUCHDOWN RECEPTIONS

1.	Cos DeMatteo (2000)	11
	Cos DeMatteo (1999)	11
3.	Jason Jones (2002)	10
4.	Joe Burke (1980)	9
	Alan Barner (1985)	9
6.	Michael Johnson (2006)	8
	Ronnie Strickland (2000)	8
	Terrell Owens (1993)	8
	Shoun Habersham (1991)	8
	Vince Stafford (1971)	8

TOTAL OFFENSE

Most Plays:

Game: 71 Chris Sanders vs. Furman (11/20/99)
 Season: 524 Chris Sanders (1999)
 Career: 1,733 Tony Merendino (1975-78)

Most Yards Gained:

Game: *570 Cedric Stevens vs. Appalachian State (10/30/04)
 Season: *3,756 Chris Sanders (2000)
 Career: 7,247 Chris Sanders (1999-2000)


* Southern Conference Record

Highest Average Per Play:


Game: 12.2 Jerry Ellison vs. Boise State (9/5/92)
 Season: 8.5 Mickey Brokas (1971)
 Career: 6.9 Chris Sanders (1999-2000)

Best Average Per Game:

Season: 341.5 Chris Sanders (2000)
 Career: 329.4 Chris Sanders (1999-2000)



Rodney Allen



Tony Merendino



Matt Vick set the career scoring record of 242 points from 1997 to 2000.

SINGLE SEASON TOTAL OFFENSE

1.	Chris Sanders (2000)	3,756
2.	Chris Sanders (1999)	3,491
3.	Cedric Stevens (2004)	2,837
4.	Kenyon Earl (1993)	2,342
5.	Ryan McCann (2002)	2,155
6.	Mickey Brokas (1971)	2,113
7.	Brian Hampton (1997)	1,985
8.	Kenyon Earl (1991)	1,938
9.	Steve Woods (1981)	1,926
10.	Steve Woods (1980)	1,868

ALL-PURPOSE OFFENSE

All-Purpose Yardage:

Game:	328	Charles McNeill vs. Kentucky State (11/24/01)
Season:	1,729	Richmond Flowers (2000)
Career:	4,305	Darryl Streeter (1984-88)

SCORING

Most Points Scored:

Game:	*36	Cos DeMatteo vs. Mississippi Valley State (9/16/00)
Season:	117	Gene Roberts (1946)
Career:	242	Matt Vick (1997-2000)

*** Southern Conference Record**

Most Touchdowns:

Game:	6	Cos DeMatteo vs. Mississippi Valley State (9/16/00)
Season:	18	Gene Roberts (1946)
Career:	27	Cos DeMatteo (1998-2001)

Touchdowns Responsible For:

Game:	6	Cedric Stevens vs. Appalachian State (10/30/04, 5 passing/1 rushing)
	6	Justin Barnes vs. Kentucky State (11/24/02, 6 passing)
	6	Chris Sanders vs. Mississippi Valley State (9/16/00, 6 passing)

6	Kenyon Earl vs. Gardner-Webb (9/18/93, 6 passing)	
Season:	28	Chris Sanders (1999)
Career:	57	Steve Woods (1977-81)

Most Field Goals:

Game:	4	Craig Camay at Jacksonville State (9/8/07)
	4	Matt Vick at Wofford (9/30/00)
	4	Dennis Waters vs. ETSU (10/1/88)
Season:	22	Matt Vick (2000)
Career:	44	Matt Vick (1997-2000)

Most Extra Points by Kicking:

Game:	11	Bill King vs. Georgetown (9/19/52)
Season:	43	Joe Zeman (1979)
Career:	110	Matt Vick (1997-2000)

Most Points Scored by Kicking:

Game:	15	Matt Vick at Wofford (9/30/00)
	15	Dennis Waters vs. East Tennessee State (10/1/88)
Season:	97	Matt Vick (2000)
Career:	242	Matt Vick (1997-2000)

CAREER SCORING

1.	Matt Vick (1997-2000)	242
2.	Rodney Allen (1989-92)	215
3.	Jack Teichmann (1982-83)	188
4.	Dennis Waters (1985-88)	175
5.	Cos DeMatteo (1998-2001)	162
6.	Joe Burke (1977-80)	152
7.	Jerry Ellison (1990-93)	132
8.	Mike Smith (1977-80)	122
9.	Rodney Ledford (1975-77)	119
10.	Artis Edwards (1981-84)	110

SINGLE SEASON SCORING

1.	Gene Roberts (1946)	117
2.	Matt Vick (2000)	97
3.	Cos DeMatteo (1999)	74
4.	Eldra Buckley (2005)	72
	Lironnie Davis (2004)	72
	Tony Merendino (1978)	72
7.	Cos DeMatteo (2000)	68
8.	Jonathan Godfrey (2004)	66
	Jack Teichmann (1982)	66
10.	Dennis Waters (1988)	65

CAREER RUSHING TOUCHDOWNS

1.	Mike Smith (1977-80)	24
	Tony Merendino (1975-78)	24
3.	James Roberts (1989-93)	20
	Robert Smith (1967-70)	20
5.	Eldra Buckley (2005-06)	18
	Artis Edwards (1981-84)	18
	Gwain Durden (1977-80)	18
	Gene Roberts (1946)	18
9.	Kenyon Earl (1991-94)	17
	Steve Woods (1977-81)	17

SINGLE SEASON RUSHING TOUCHDOWNS

1.	Gene Roberts (1946)	18
2.	Eldra Buckley (2005)	11
	Lironnie Davis (2004)	11
	Tony Merendino (1978)	11
5.	Steve Colwell (1987)	10
	Tony Merendino (1976)	10
7.	Frahn D'Anjou (1996)	9
	Muhammed Shamsid-Deen (1991)	9
	Robert Smith (1967)	9
10.	Three players tied	8



CAREER TOUCHDOWN RECEPTIONS

1.	Joe Burke (1977-80)	28
2.	Cos DeMatteo (1998-2001)	23
3.	Terrell Owens (1992-95)	19
4.	Derek Hall (1992-95)	17
5.	Alonzo Nix (2003-04)	14
6.	Jason Jones (2000-04)	13
	Vince Stafford (1970-72)	13
8.	Ronnie Strickland (1999-2000)	12
	Ed Stanford (1979-81)	12

SINGLE SEASON TOUCHDOWN RECEPTIONS

1.	Cos DeMatteo (2000)	11
	Cos DeMatteo (1999)	11
3.	Jason Jones (2002)	10
4.	Joe Burke (1980)	9
	Alan Barner (1985)	9
6.	Michael Johnson (2006)	8
	Ronnie Strickland (2000)	8
	Terrell Owens (1993)	8
	Shoun Habersham (1991)	8
	Vince Stafford (1971)	8

RETURNS

Most Kickoff Returns:

Game:	8	Tobe Taylor vs. Marshall (10/1/94)
Season:	46	Michael Gilmore (2004)
Career:	82	Darryl Streeter (1984-88)

Most Kickoff Return Yards:

Game:	212	Michael Gilmore vs. Appalachian State (10/30/04)
Season:	1,009	Michael Gilmore (2004)
Career:	1,670	Darryl Streeter (1984-88)

Most Punt Returns:

Game:	9	Gary Parris vs. Middle Tennessee St. (10/20/79)
Season:	36	Joe Lee Dunn (1963)
Career:	*118	David McCrary (1982-85)

*** Southern Conference Record**

Most Punt Return Yards:

Game:	142	David McCrary vs. Marshall (10/22/83)
Season:	385	David McCrary (1983)
Career:	*1,253	David McCrary (1982-85)

*** Southern Conference Record**

Best Punt Return Average:


Season:	13.2	Rocky Turner (1970)
---------	------	---------------------

CAREER KICKOFF RETURNS


1.	Darryl Streeter (1984-88)	82
2.	Jerry Ellison (1990-93)	69
3.	Jeremy Grier (2001-03)	64
4.	Tobe Taylor (1992-95)	57
5.	Emanuel Hassell (2004-06)	56
6.	Stefpon Hawkins (1996-99)	51
7.	Michael Gilmore (2004-06)	50
8.	Tony Ball (1977-80)	46
9.	Welston Ellison (1978-81)	38

SINGLE SEASON KICKOFF RETURNS


1.	Michael Gilmore (2004)	46
2.	Emanuel Hassell (2005)	33
3.	Jordan Hazard (2007)	31
	Jeremy Grier (2003)	31
	Jeremy Grier (2002)	31



Darryl Streeter



Jerry Ellison



Tony Ball averaged a school-record 37.7 yards per kickoff return in 1977.

	Tobe Taylor (1994)	31
7.	Darryl Streeter (1986)	27
8.	Richmond Flowers (2000)	25
9.	Jerry Ellison (1993)	23
10.	Shoun Habersham (1989)	22
	Darryl Streeter (1988)	22

CAREER KICKOFF RETURN YARDS

1.	Darryl Streeter (1984-88)	1,670
2.	Jerry Ellison (1990-93)	1,494
3.	Shoun Habersham (1989-91)	1,479
4.	Jeremy Grier (2001-03)	1,346
5.	Tony Ball (1977-80)	1,304
6.	Tobe Taylor (1992-95)	1,280
7.	Stefpon Hawkins (1996-99)	1,165
8.	Michael Gilmore (2004-06)	1,072
9.	Emanuel Hassell (2004-06)	1,060
9.	Welton Ellison (1978-81)	752

SINGLE SEASON KICKOFF RETURN YARDS


1.	Michael Gilmore (2004)	1,009
2.	Jerry Ellison (1992)	755
3.	Jeremy Grier (2002)	682
4.	Tobe Taylor (1994)	644
5.	Jeremy Grier (2003)	629
6.	Emanuel Hassell (2005)	622
7.	Darryl Streeter (1986)	607
8.	Richmond Flowers (2000)	568
9.	Jordan Hazard (2007)	560
10.	Shoun Habersham (1989)	554

CAREER KICKOFF RETURN AVERAGE


1.	Jonathan Parker (1984-86)	27.8
2.	Tony Ball (1977-80)	26.0
3.	Shoun Habersham (1989-91)	24.8
4.	David McCrary (1982-85)	24.7
5.	Stefpon Hawkins (1996-99)	22.8
6.	Richmond Flowers (2000)	22.7
7.	Steve Baker (1983-85)	22.3

SINGLE SEASON KICKOFF RETURN AVERAGE

1.	Tony Ball (1977)	37.7
2.	Bucky Wolford (1968)	29.8
3.	David McCrary (1982)	28.1
4.	Jonathan Parker (1984)	27.6
5.	Stefpon Hawkins (1997)	27.1
6.	Stefpon Hawkins (1998)	26.3



Travis Grubb



Billy Smith



Phillip Aldridge holds both the career (13) and single-season (8) interceptions records.

7.	Ebrahim Tehrani (2003)	26.2
8.	Shoun Habersham (1989)	25.2
9.	Welton Ellison (1979)	24.7
10.	Steve Baker (1983)	23.9

INTERCEPTIONS

Most Interceptions:

Game:	3	by six players last by Mike Lowman vs. ETSU (10/1/88)
Season:	8	Reggie Solomon (1987)
	8	Phillip Aldridge (1985)
Career:	13	Phillip Aldridge (1981-85)

Most Interception Return Yards:

Game:	79	Frank Webb vs. The Citadel (11/7/70)
Season:	142	Phillip Aldridge (1985)
Career:	215	David McCrary (1982-85)

Interceptions for Touchdowns:

Game:	2	David McCrary vs. SW Louisiana (9/17/83)
Season:	2	David McCrary (1983)
Career:	3	David McCrary (1982-85)

CAREER INTERCEPTIONS

1.	Phillip Aldridge (1982-85)	13
2.	Mike Lowman (1985-88)	12
3.	David McCrary (1982-85)	11
4.	Reggie Solomon (1984-87)	10
	Kenny Booker (1983-86)	10
6.	Quintez Smith (2003, 2005-06)	9
7.	Johnny Butler (1982-83)	8
	Ron Faugue (1994-1997)	8
	Marlon Riggins (1985-88)	8
	Willis Yates (1978-81)	8

SINGLE SEASON INTERCEPTIONS

1.	Reggie Solomon (1987)	8
	Phillip Aldridge (1985)	8
3.	Bucky Wolford (1966)	7
4.	Ron Faugue (1996)	6
	Mike Lowman (1988)	6
	Paul Humphries (1981)	6

7.	Kenny Booker (1984)	5
	Richard Ward (1980)	5
	Alfonzo McCloud (1979)	5
	Kenny Mitchell (1977)	5

CAREER INTERCEPTION RETURN YARDS

1.	David McCrary (1982-85)	215
2.	Phillip Aldridge (1982-85)	193
3.	Quintez Smith (2003, 2005-06)	166
4.	Kareem Robinson (1993-96)	138
5.	Kenny Booker (1982-83)	115
6.	Kenny Mitchell (1977-80)	112
7.	Ron Faugue (1994-1997)	87
8.	Johnny Butler (1982-83)	84
9.	Mike Hunt (1978-81)	83
10.	Sam Hudson (1977-79)	82

CAREER INTERCEPTION RETURN AVERAGE (5 min.)

1.	David McCrary (1982-85)	18.7
	Kenny Mitchell (1977-80)	18.7
3.	Quintez Smith (2003, 2005-06)	18.4
4.	Phillip Aldridge (1982-85)	16.1
5.	Mike Hunt (1978-81)	13.8
6.	Richard Ward (1978-81)	12.7

PUNTING

Most Punts:

Game:	11	by five players, last by Travis Grubb at Georgia Southern (9/22/01)
Season:	80	Billy Smith (1985)
Career:	*297	Billy Smith (1985-88)

* Southern Conference Record

Most Yards Punting:

Game:	492	Billy Smith vs. ETSU (9/21/85)
Season:	3,448	Greg Cater (1976)
Career:	*11,906	Billy Smith (1985-88)

* Southern Conference Record

Best Punting Average:

Game:	54.3	Pumpy Tudors vs. Appalachian State (10/28/89)
Season:	45.5	Pumpy Tudors (1991)
Career:	*44.4	Pumpy Tudors (1989-91)

* Southern Conference Record

CAREER PUNTS

1.	Billy Smith (1985-88)	297
2.	Travis Grubb (1999-2002)	209
3.	Jonathan Wright (2004-07)	206
4.	Greg Cater (1977-79)	150
5.	Josh Siefken (1993-95)	131
6.	John Howell (1981-82)	121
7.	Pumpy Tudors (1989-91)	105
8.	Scot Kielblock (1995-98)	82
9.	Scott Giem (1983-84)	77
10.	Patrick Shutters (2002-03)	68

SINGLE SEASON PUNTS

1.	Billy Smith (1985)	80
2.	Billy Smith (1988)	79
3.	Ronnie Wade (1965)	74
4.	Travis Grubb (2001)	69
	Billy Smith (1986)	69
6.	Patrick Shutters (2003)	68
	Billy Smith (1987)	68



8.	Travis Grubb (2002)	67
9.	Pumpy Tudors (1989)	65
10.	Jonathan Wright (2004)	64

CAREER PUNTING YARDS

1.	Billy Smith (1985-88)	11,906
2.	Travis Grubb (1999-2002)	8,668
3.	Jonathan Wright (2004-07)	7,923
4.	Greg Cater (1977-79)	6,232
5.	Josh Siefken (1993-95)	5,381
6.	John Howell (1981-82)	4,945
7.	Pumpy Tudors (1989-91)	4,819

SINGLE SEASON PUNTING YARDS

1.	Greg Cater (1976)	3,448
2.	Billy Smith (1988)	3,273
3.	Billy Smith (1985)	3,264
4.	Travis Grubb (2002)	2,893
5.	Travis Grubb (2001)	2,877
6.	Pumpy Tudors (1989)	2,817
	Rusty Granitz (1949)	2,817
8.	Billy Smith (1986)	2,701
9.	Patrick Shutters (2003)	2,670
10.	Billy Smith (1987)	2,626

CAREER PUNTING AVERAGE

1.	Pumpy Tudors (1989-91)	44.4
2.	Greg Cater (1977-79)	41.6
3.	Travis Grubb (1999-2002)	41.5
4.	Josh Siefken (1993-95)	41.1
5.	John Howell (1981-82)	40.9
6.	Billy Smith (1985-88)	40.8
7.	Scot Kielblock (1995-98)	40.2

SINGLE SEASON PUNTING AVERAGE

1.	Pumpy Tudors (1991)	45.5
2.	Pumpy Tudors (1990)	44.6
3.	John Bonner (1970)	44.4
4.	Pumpy Tudors (1989)	43.3
5.	Travis Grubb (2002)	43.2
6.	John Howell (1982)	42.9
7.	Greg Cater (1979)	42.7
8.	Travis Grubb (2001)	41.7
9.	Josh Siefken (1995)	41.4
10.	Josh Siefken (1994)	41.3

TACKLES


Most Tackles:

Game:	#30	Josh Cain vs. The Citadel (11/3/01)
Season:	183	Glen Richardson (1985)
Career:	522	Glen Richardson (1982-85)

**# Southern Conference
and NCAA I-AA Record**

CAREER TACKLES (Recorded since 1982)


1.	Glen Richardson (1982-85)	522
2.	Josh Cain (1999-2002)	511
3.	Junior Jackson (1986-89)	454
4.	Zach Ervin (1984-87)	367
5.	Willie Greenway (1986-88)	365
6.	Spanky Thomas (1984-86)	315
7.	Ron Fague (1994-97)	293
8.	Troy Boeck (1987-90)	276
9.	Greg Moore (1984-86)	260
10.	Marlon Riggins (1986-87)	248



Glen Richardson



Junior Jackson



Josh Cain set school, Southern Conference and NCAA Division I-AA single-game record with 30 tackles against The Citadel in 2001.

SINGLE SEASON TACKLES (Recorded since 1982)

1.	Josh Cain (2002)	192
2.	Glen Richardson (1985)	183
3.	Junior Jackson (1989)	181
4.	Willie Greenway (1986)	156
5.	Josh Cain (2001)	144
6.	Glen Richardson (1983)	136
7.	Chris Camacho (2007)	135
	Stefon Alston (1996)	135
9.	John Creager (1984)	128
10.	Junior Jackson (1988)	120

FRESHMEN RECORDS

PASS COMPLETIONS

1.	Stan Nix (1987)	99
2.	Kenyon Earl (1991)	93
3.	Brian Hampton (1995)	83
4.	Ralph Potter (1982)	61
5.	Vince Carelli (1988)	52
6.	Cos DeMatteo (1998)	28
7.	Tim Couch (1983)	26
8.	Mark Hunter (1985)	12
9.	Kurtis Koester (2001)	10
10.	Adam Winegarden (1997)	9

PASS ATTEMPTS

1.	Stan Nix (1987)	207
2.	Kenyon Earl (1991)	181
3.	Brian Hampton (1995)	156
4.	Ralph Potter (1982)	145
5.	Vince Carelli (1988)	100
6.	Cos DeMatteo (1998)	75
7.	Tim Couch (1983)	52
8.	Adam Winegarden (1997)	31
9.	Mark Hunter (1985)	24
10.	Kurtis Koester (2001)	23

PASSING YARDS

1.	Kenyon Earl (1991)	1,643
2.	Stan Nix (1987)	1,147
3.	Brian Hampton (1995)	1,006
4.	Ralph Potter (1982)	896
5.	Vince Carelli (1988)	722
6.	Cos DeMatteo (1998)	342



7.	Tim Couch (1983)	285
8.	Erik Hutchins (1991)	170
9.	Adam Winegarden (1997)	159
10.	Mark Hunter (1985)	134

PASSING TOUCHDOWNS

1.	Kenyon Earl (1991)	13
2.	Brian Hampton (1995)	7
3.	Ralph Potter (1982)	6
4.	Stan Nix (1987)	5
5.	Vince Carelli (1988)	4
6.	Cos DeMatteo (1998)	2
	Tim Couch (1983)	2
	Erik Hutchins (1991)	2
9.	Adam Winegarden (1997)	1
	Mark Hunter (1985)	1
	Kurtis Koester (2001)	1

RUSHING ATTEMPTS

1.	James Roberts (1989)	215
2.	Kenyon Earl (1991)	134
3.	Ralph Potter (1982)	104
4.	Tyrone Coleman (1995)	97
5.	Erroll Wynn (2006)	69
6.	Carlos Locklyn (1996)	67
7.	Ed Jones (1995)	62
8.	David Williams (1982)	59
9.	Cos DeMatteo (1998)	51
10.	Darryl Streeter (1984)	45

RUSHING YARDS

1.	James Roberts (1989)	1,067
2.	Mike Hogan (1972)	464
3.	Tyrone Coleman (1995)	445
4.	Erroll Wynn (2006)	420
5.	Kenyon Earl (1991)	295
	Dennis King (1980)	295
7.	Donald Abbott (1981)	242
8.	Mitch Fontenot (1983)	241
9.	Cos DeMatteo (1998)	239
10.	David Williams (1982)	234

RUSHING TOUCHDOWNS


1.	James Roberts (1989)	7
2.	Kenyon Earl (1991)	6
3.	Tyrone Coleman (1995)	4
	David Williams (1982)	4
5.	Dennis King (1980)	3
	Cos DeMatteo (1998)	3
	Ralph Potter (1982)	3
	Tim Couch (1983)	3
9.	Donald Abbott (1981)	2
	Darryl Streeter (1984)	2
	Andre Lockhart (1985)	2

RECEPTIONS

1.	Jeremy Grier (2001)	36
	Darryl Streeter (1984)	36
3.	Stefpon Hawkins (1996)	33
4.	Kwento Ikwuezunma (2001)	22
5.	Demarko Kemp (1991)	19
	Quintin Alford (1985)	19
7.	James Roberts (1989)	16
8.	Marco Sheppard (1996)	12
	Derek Hall (1992)	12
10.	Danny Barnes (1985)	11

RECEIVING YARDS


1.	Stefpon Hawkins (1996)	436
2.	Jeremy Grier (2001)	396
3.	Darryl Streeter (1984)	324
4.	Demarko Kemp (1991)	281



Stan Nix



Jeremy Grier



Stefpon Hawkins holds the school's freshman record for receiving yardage with 436 in 1996.

5.	Quintin Alford (1985)	254
6.	Kwento Ikwuezunma (2001)	222
7.	James Roberts (1989)	182
8.	Bobby Acree (1990)	141
9.	Marco Sheppard (1996)	129
10.	Blue Cooper (2006)	126

RECEIVING TOUCHDOWNS

1.	Jeremy Grier (2001)	3
2.	Darryl Streeter (1984)	2
3.	12 with one 1	
	Last: Joey Peters (1999)	

TACKLES

1.	Dwayne Bynum (1991)	99
2.	Josh Cain (1999)	85
3.	Greg Jeffers (1991)	69
4.	Junior Jackson (1986)	66
5.	Keith Blanks (1995)	64
6.	Sean McMahan (1989)	63
7.	Allen Jackson (1994)	53
8.	Antone Goldwire (1993)	52
9.	Blaz Ruzic (1999)	50
10.	Tony Ballard (1991)	46
	Zach Ervin (1983)	46

SACKS

1.	Greg Jeffers (1991)	5
2.	Tony Bowick (1985)	4
	Emmanuel DeWalt (1999)	4
4.	Mike Makins (1983)	3
5.	Dwayne Bynum (1991)	2
	Keith Blanks (1995)	2
	Sean McMahan (1989)	2
	Nicara Calloway (1992)	2
	Greg Moore (1983)	2
	Leonard Mays (2000)	2

INTERCEPTIONS

1.	Clint Alligood (1993)	3
2.	Buster Skrine (2007)	2
	Stefan Alston (1993)	2
	Dwayne Prater (1993)	2
	Jackie Washington (1988)	2
	David McCrary (1982)	2
7.	16 with one	1
	Last: Tommy Holloway (2001)	



PUNTS

1.	Billy Smith (1985)	80
2.	Andy Smith (1996)	63
3.	Travis Grubb (1999)	40
4.	Pumpy Tudors (1988)	23
5.	Jeff Lloyd (2006)	21

PUNTING YARDAGE

1.	Billy Smith (1985)	3,264
2.	Andy Smith (1996)	2,390
3.	Travis Grubb (1999)	1,523
4.	Pumpy Tudors (1988)	996
5.	Jeff Lloyd (2006)	722

PUNTING AVERAGE

1.	Pumpy Tudors (1988)	43.3
2.	Dan Runion (1991)	43.0
3.	Billy Smith (1985)	40.8
4.	Travis Grubb (1999)	38.1
5.	Andy Smith (1996)	37.9

FIELD GOALS

1.	Rodney Allen (1989)	11
2.	Matt Vick (1997)	6
3.	Spencer Nolen (2007)	5
	Jack Teichmann (1980)	5
5.	Scott Kielblock (1995)	1

EXTRA POINTS

1.	Phifer Howell (1978)	22
2.	Jack Teichmann (1980)	21
3.	Matt Vick (1997)	20
4.	Rodney Allen (1989)	16
5.	Spencer Nolen (2007)	13
6.	Scott Kielblock (1995)	2
7.	Dennis Waters (1985)	2
8.	Andrew Ladebauche (2000)	1

SCORING

1.	Rodney Allen (1989)	49
2.	Matt Vick (1997)	38
3.	Jack Teichmann (1980)	36
4.	Spencer Nolen (2007)	28
5.	Phifer Howell (1978)	22
6.	Buster Skrine (2007)	6
7.	Scott Kielblock (1995)	5



Cedric Stevens



Cos DeMatteo

SOUTHERN CONFERENCE RECORD HOLDERS

Most Total Yards – game: 570, Cedric Stevens vs. Appalachian State, 2004

Most Total Yards – season: 3,756, Chris Sanders, 2000

Most 250-plus-yard Passing Games – season: 9, Chris Sanders, 2000

Most 250-plus-yard Passing Games – career: 16, Chris Sanders, 1999-2000

Most Consecutive 250-plus-yard Passing Games – season: 7, Chris Sanders, 2000

Most Consecutive 250-plus-yard Passing Games – career: 12, Chris Sanders, 1999-2000

Two Players, Same Team, Rushing for 1,000+ Yards: Mike Smith (1,067) and Gwain Durden (1,045), 1977

Most Passes Completed – Game: 41, Chris Sanders vs. Furman, 1999 #

Most 300-plus-yard Passing Games – career: 12, Chris Sanders, 1999-2000

Most Consecutive 300-plus-yard Passing Games – season: 5, Chris Sanders, 2000

Most 400-plus-yard Passing Games – career: 4, Chris Sanders, 1999-2000 #

Most Passing Yards by Opposing Quarterbacks: 925, Cedric Stevens, 515 (UTC) and Richie Williams, 410 (AppSt.), 2004

Most Seasons Passing for 3,000-plus Yards: 2, Chris Sanders, 1999-2000

Most Touchdown Passes – quarter: 3, Chris Sanders vs. Mississippi Valley State, 2000 (1st) #

Most Touchdown Passes – half: 5, Chris Sanders vs. Mississippi Valley State, 2000 (1st)

Most Touchdown Passes – game: 6, Justin Barnes vs. Kentucky State, 2001; Chris Sanders vs. Mississippi Valley State, 2000; Kenyon Earl vs. Gardner-Webb, 1993 #

Most Yards per Reception – career: 22.8, Joe Burke, 1977-80

Most Touchdown Passes Caught – quarter: 3, Cos DeMatteo vs. Mississippi Valley State, 2000 (1st) #

Most Touchdown Passes Thrown – half: 5, Chris Sanders vs. Mississippi Valley State, 2000 (1st)

Most Touchdown Passes Caught – game: 6, Cos DeMatteo vs. Mississippi Valley State, 2000

Most Consecutive Field Goals Made – season: 13, Matt Vick, 2000

Most Points Scored – game: 36, Cos DeMatteo vs. Mississippi Valley State, 2000 #

Most Touchdowns Scored – game: 6, Cos DeMatteo vs. Mississippi Valley State, 2000

Most Punts – career: 297, Billy Smith, 1985-88

Most Punting Yards – career: 11,906, Billy Smith, 1985-88

Highest Average per Punt – career: 44.4, Pumpy Tudors, 1989-91

Most Punt Returns – career: 118, David McCrary, 1982-85

Most Total Tackles – game: 30, Josh Cain vs. The Citadel, 2001 #

indicates a tie for the record




Mocs Football

YEARLY LEADERS



Bryan Fitzgerald




Antonio Miller



Clint Woods



Blue Cooper



Chris Camacho

RUSHING YARDS

Year	Player	Yards
1969	Robert Smith	722
1970	Robert Smith	831
1971	William Martin	595
1972	Mike Hogan	464
1973	Kevin McDonough	451
1974	Darnell Powell	618
1975	Mike Hogan	748
1976	David Bohannon	453
1977	Mike Smith	1,090
1978	Gwain Durden	933
1979	Mike Smith	985
1980	Gwain Durden	933
1981	Welton Ellison	474
1982	Harold Ricks	460
1983	Harold Ricks	628
1984	Artis Edwards	819
1985	Alan Evans	502
1986	David Williams	512
1987	Steve Colwell	754
1988	Darryl Streeter	613
1989	James Roberts	1,067
1990	M. Shamsid-Deen	974
1991	M. Shamsid-Deen	914
1992	Jerry Ellison	843
1993	Jerry Ellison	710
1994	Marrio Grier	544
1995	Marrio Grier	743
1996	Tyrone Coleman	511
1997	Carlos Locklyn	459
1998	Tyrone Coleman	1,191
1999	Carlos Locklyn	867
2000	Charles McNeill	677
2001	Charles McNeill	953
2002	Jason Ball	516
2003	Jessie Chesterfield	332
2004	Lirronnie Davis	420
2005	Eldra Buckley	1,233
2006	Eldra Buckley	1,204
2007	Bryan Fitzgerald	798

PASSING YARDS

Year	Player	Yards
1969	Richard Manning	1,067
1970	Mickey Brokas	565
1971	Mickey Brokas	2,195
1972	Mickey Brokas	1,303
1973	Mickey Brokas	1,806
1974	Doug Elsted	682
1975	Doug Elsted	1,007
1976	Tony Merendino	597
1977	Tony Merendino	849
1978	Tony Merendino	1,204
1979	Steve Woods	1,203
1980	Steve Woods	1,827
1981	Steve Woods	1,971
1982	Ralph Potter	896
1983	Ralph Potter	622
1984	Tim Couch	769
1985	Tim Couch	1,651
1986	Tim Couch	1,428
1987	Stan Nix	1,147
1988	Brad Patterson	965
1989	Vince Carelli	794
1990	Stan Nix	1,197
1991	Kenyon Earl	1,643
1992	Kenyon Earl	1,055
1993	Kenyon Earl	2,233
1994	Kenyon Earl	1,469
1995	Jeff Peters	1,082
1996	Brian Hampton	1,425
1997	Brian Hampton	2,089
1998	Brian Hampton	1,680
1999	Chris Sanders	3,539
2000	Chris Sanders	3,691
2001	Chuck Spearman	1,173
2002	Ryan McCann	1,173
2003	Vinnie Miroth	2,011
2004	Cedric Stevens	2,708
2005	Antonio Miller	1,234

2006	Matt Lopez	1,043
2007	Antonio Miller	1,564

RECEPTIONS

Year	Player	No.
1969	Rocky Turner	22
1970	Vince Stafford	22
1971	Rocky Turner	58
1972	Vince Stafford	30
1973	Larry Stokes	26
1974	Frank Sergi	17
1975	Larry Stokes	22
1976	Larry Stokes	31
1977	Jim Schoepfer	16
1978	Joe Burke	30
1979	Joe Burke	26
1980	Tony Jackson	32
1981	Tony Jackson	42
1982	Willie Gillespie	30
1983	Greg Hardin	16
1984	Darryl Streeter	36
1985	Alan Barner	29
1986	Wayne Koontz	24
1987	Danny Barnes	33
1988	Phil Hooks	33
1989	James Roberts, Shoun Habersham	16
1990	Derrick McLendon	24
1991	Shoun Habersham	33
1992	Sammy Hadley	26
1993	Terrell Owens	38
1994	Terrell Owens	57
1995	Derek Hall	44
1996	Stefon Hawkins, Malcolm Robinson	33
1997	Stefon Hawkins	45
1998	Mark Hill	53
1999	Cos DeMatteo	76
2000	Richmond Flowers	86
2001	Jeremy Grier	36
2002	Jason Jones	57
2003	Alonzo Nix	90
2004	Alonzo Nix	60
2005	Emanuel Hassell	52
2006	Emanuel Hassell	62
2007	Clint Woods	45

RECEIVING YARDS

Year	Player	Yards
1969	Rocky Turner	331
1970	Vince Stafford	355
1971	Rocky Turner	984
1972	Vince Stafford	443
1973	Larry Stokes	726
1974	Frank Lergi	291
1975	Larry Stokes	344
1976	Larry Stokes	461
1977	Jim Schoepfer	277
1978	Joe Burke	844
1979	Joe Burke	581
1980	Tony Jackson	655
1981	Tony Jackson	766
1982	Willie Gillespie	483
1983	Stanley Turner	212
1984	Alan Barner	345
1985	Alan Barner	492
1986	Wayne Koontz	305
1987	Travis McNeal	456
1988	Phil Hooks	546
1989	Shoun Habersham	289
1990	Sammy Hadley	352
1991	Shoun Habersham	767
1992	Demarko Kemp	330
1993	Terrell Owens	724
1994	Terrell Owens	836
1995	Terrell Owens	661
1996	Malcolm Robinson	489
1997	Stefon Hawkins	885
1998	Mark Hill	683
1999	Cos DeMatteo	977
2000	Richmond Flowers	1,035

2001	Cortez Rankin	419
2002	Jason Jones	815
2003	Alonzo Nix	1,060
2004	Alonzo Nix	819
2005	Emanuel Hassell	548
2006	Michael Johnson	631
2007	Blue Cooper	476

TOTAL OFFENSE


Year	Player	Yards
1969	Richard Manning	1,008
1970	Robert Smith	882
1971	Mickey Brokas	2,113
1972	Mickey Brokas	1,299
1973	Mickey Brokas	1,424
1974	Doug Elsted	682
1975	Doug Elsted	1,321
1976	Tony Merendino	794
1977	Tony Merendino	1,231
1978	Tony Merendino	1,745
1979	Steve Woods	1,404
1980	Steve Woods	1,868
1981	Steve Woods	1,926
1982	Ralph Potter	1,008
1983	Ralph Potter	912
1984	Artis Edwards	1,004
1985	Tim Couch	1,593
1986	Tim Couch	1,376
1987	Stan Nix	1,034
1988	Brad Patterson	878
1989	James Roberts	1,249
1990	Stan Nix	1,197
1991	Kenyon Earl	1,938
1992	Kenyon Earl	1,007
1993	Kenyon Earl	2,342
1994	Kenyon Earl	1,765
1995	Jeff Peters	1,085
1996	Brian Hampton	1,345
1997	Brian Hampton	1,985
1998	Brian Hampton	1,712
1999	Chris Sanders	3,491
2000	Chris Sanders	3,756
2001	Chuck Spearman	1,121
2002	Ryan McCann	2,155
2003	Vinnie Miroth	1,855
2004	Cedric Stevens	2,837
2005	Antonio Miller	1,675
2006	Eldra Buckley	1,204
2007	Antonio Miller	1,683

TACKLES

1982	Lawrence Green	101
1986	Willie Greenway	156
1987	Junior Jackson	87
1988	Junior Jackson	120
1989	Junior Jackson	181
1990	Shingo Weems	110
1991	Jackie Washington	114
1992	David Masterson	109
1993	Jermaine Barnette	66
1994	Tirone McKenzie	90
1995	Ron Faugue	93
1996	Stefan Alston	135
1997	David Damon	111
1998	Carleton Bexley	86
1999	Jimmy Lindsey	95
2000	Josh Cain	88
2001	Josh Cain	144
2002	Josh Cain	192
2003	Bernard Snowden	75
2004	Randy Craft	70
	Greg McConico	70
2005	Chris Johnson	74
2006	Chris Johnson	74
2007	Chris Camacho	135

Leaders listed since 1969.

Tackles not an official NCAA statistic until 1982.



INDIVIDUAL MILESTONES

200-PLUS YARD RUSHING GAMES

Listed by most yardage gained

235	Charles McNeill vs. Kentucky State, 2001
231	Jerry Ellison vs. Boise State, 1992
219	Carlos Locklyn at VMI, 1999
213	Tony Ball vs. Western Carolina, 1979
212	Darnell Powell vs. Middle Tennessee State, 1975
210	Eldra Buckley at Appalachian State, 2005
210	Tyrone Coleman at The Citadel, 1998
205	Jerry Ellison vs. Furman, 1993
204	Eldra Buckley at Tennessee Tech, 2006
202	James Roberts vs. East Tennessee State, 1989

100-YARD RUSHING GAMES

Listed by most yardage gained

197	Gene Roberts vs. Newberry, 1946
197	Richard Manning vs. Ole Miss, 1968
195	Mitch Fontenot vs. Appalachian State, 1984
187	Eldra Buckley vs. Elon, 2006
187	Eldra Buckley vs. The Citadel, 2005
177	Carlos Locklyn vs. Western Carolina, 1999
177	Tyrone Coleman at Western Carolina, 1998
174	Bryan Fitzgerald vs. Western Carolina, 2007
168	Allen Johnson vs. Tennessee State, 1977
168	Mike Smith vs. Illinois State, 1979
165	Robert Smith vs. Middle Tennessee State, 1969
164	James Roberts vs. The Citadel, 1989
163	Robert Smith vs. Tennessee Tech, 1969
163	Mike Hogan vs. Tennessee State, 1975
163	Gwain Durden vs. Furman, 1979
162	Eldra Buckley at Western Carolina, 2006
161	Gwain Durden vs. Marshall, 1980
153	Eldra Buckley at The Citadel, 2006
153	James Roberts vs. Middle Tennessee State, 1989
152	Carlos Locklyn vs. Wofford, 1999
150	Tyrone Coleman at Furman, 1998
149	James Roberts vs. Marshall, 1989
148	James Roberts vs. Furman, 1989
143	Eldra Buckley at Memphis, 2005
142	Eldra Buckley vs. Furman, 2005
142	Tyrone Coleman vs. East Tennessee State, 1998
142	Steve Colwell vs. VMI, 1987
142	Gwain Durden vs. Bowling Green, 1977
141	Mike Smith vs. Marshall, 1977
139	Mike Smith vs. East Tennessee State, 1980
138	Gwain Durden vs. Middle Tennessee State, 1979
138	Mike Smith vs. Illinois State, 1977
137	Gwain Durden vs. Western Kentucky, 1979
136	Harold Ricks vs. The Citadel, 1982
135	Gwain Durden vs. Marshall, 1979
134	Bryan Fitzgerald at Appalachian State, 2007
134	Tony Merendino vs. Appalachian State, 1978
133	Charles McNeill vs. Furman, 2001
133	Harold Ricks vs. Marshall, 1983
132	Gwain Durden vs. Appalachian State, 1980
131	Erroll Wynn vs. Western Kentucky, 2007
131	Erroll Wynn vs. Jacksonville State, 2006
131	Mike Smith vs. Richmond, 1978
129	Carlos Locklyn at East Tennessee State, 1999
129	Darryl Streeter vs. The Citadel, 1987
128	Jason Ball at Samford, 2001
127	Eldra Buckley at Western Kentucky, 2006
127	Tyrone Coleman vs. VMI, 1998
127	Alan Evans vs. Southwestern Louisiana, 1985
127	Dennis King vs. Arkansas State, 1982
125	Erroll Wynn at Georgia Southern, 2007
125	Charles McNeill vs. Mississippi Valley State, 2000
125	Andre Lockhart vs. East Tennessee State, 1986
125	Mike Smith vs. Western Carolina, 1979
124	Eldra Buckley at Elon, 2005
123	Bryan Fitzgerald at Arkansas, 2007
123	Jerry Ellison vs. Tennessee-Martin, 1992

121	Marrio Grier vs. The Citadel, 1995
119	Tyrone Coleman at Wofford, 1998
119	Frahn D'Anjou vs. The Citadel, 1996
118	James Roberts vs. Tennessee-Martin, 1993
117	Lironnie Davis at Georgia Southern, 2005
116	Bryan Fitzgerald vs. Wofford, 2007
116	Jerry Ellison vs. VMI, 1993
115	Erroll Wynn at Appalachian State, 2007
114	Eugene Cousart vs. Liberty, 2004
114	Jason Ball vs. Mississippi Valley State, 2000
113	Stan Sullivan vs. VMI, 1994
112	Jerry Ellison vs. VMI, 1982
112	Tyrone Coleman vs. Georgia Southern, 1996
111	Eldra Buckley at Liberty, 2005
110	Tyrone Coleman vs. Mississippi Valley State, 1996
109	Marrio Grier vs. The Citadel, 1994
107	Charles McNeill vs. Wofford, 2001
105	Eldra Buckley at Memphis, 2006
105	James Roberts vs. Marshall, 1993
104	Marrio Grier vs. Western Carolina, 1995
103	Charles McNeill vs. Appalachian State, 2001
103	Terry Wilburn vs. VMI, 1994
102	Charles McNeill vs. The Citadel, 2001
102	Tyrone Coleman vs. VMI, 1995
101	Eldra Buckley vs. Georgia Southern, 2006
101	Muhammad Ahmad Abdus-Salaam at Wofford, 2004
101	Freddie Harris vs. East Tennessee State, 1992
101	Robert Smith vs. The Citadel, 1970
100	Charles McNeill vs. VMI, 2000

300-PLUS YARD PASSING GAMES

Listed by most yardage gained

532	Chris Sanders vs. Furman, 1999
515	Cedric Stevens vs. Appalachian State, 2004
488	Chris Sanders at Western Carolina, 2000
437	Chris Sanders at Furman, 2000
404	Chris Sanders at Wofford, 2000
399	Chris Sanders vs. Western Carolina, 1999
382	Vinnie Miroth vs. Western Carolina, 2003
380	Chris Sanders at Appalachian State, 1999
375	Ryan McCann at Western Carolina, 2002
374	Chris Sanders vs. The Citadel, 1999
371	Chris Sanders vs. Appalachian State, 2000
367	Chris Sanders at Louisville, 1999
364	Cedric Stevens vs. Liberty, 2004
358	Chris Sanders at Samford, 1999
354	Chris Sanders vs. VMI, 2000
360	Mickey Brokas vs. The Citadel, 1970
332	Kenyon Earl vs. Marshall, 1993
325	Justin Barnes vs. Kentucky State, 2001
317	Chuck Spearman at VMI, 2001
308	Chris Sanders at The Citadel, 2000
303	Howard Derrick vs. Georgia, 1946

200-YARD PASSING GAMES

Listed by most yardage passed for

293	Vinnie Miroth vs. Wofford, 2003
293	Chris Sanders vs. Mississippi Valley State, 2000
291	Vinnie Miroth at Georgia Southern, 2003
289	Chris Sanders vs. Samford, 2000
287	Vinnie Miroth vs. The Citadel, 2003
286	Cedric Stevens at Tennessee Tech, 2004
286	Steve Woods vs. Vanderbilt, 1980
281	Brian Hampton vs. Furman, 1997
281	Brian Hampton vs. The Citadel, 1995
278	Chris Sanders at Georgia Southern, 1999
273	Steve Woods vs. Illinois State, 1980
272	Chris Sanders at UAB, 2000
270	Jeff Peters vs. East Tennessee State, 1996
269	Vinnie Miroth at Gardner-Webb, 2003
269	Jeff Peters vs. Appalachian State, 1996
268	Antonio Miller at Elon, 2007
267	Steve Woods vs. The Citadel, 1981
266	Cedric Stevens vs. Elon, 2004
265	Cedric Stevens at The Citadel, 2004



Mocs Football

263	Brad Patterson vs. Western Carolina, 1988	170	Ronnie Strickland at Western Carolina, 2000 (8)
263	Jeff Peters vs. Georgia Southern, 1994	168	Alonzo Nix at Gardner-Webb, 2003 (15)
261	Kenyon Earl vs. Gardner-Webb, 1993	168	Joe Burke vs. Furman, 1980 (12)
260	Ryan McCann vs. VMI, 2002	165	Ed Stanford vs. Illinois State, 1980 (6)
260	Steve Woods vs. Middle Tennessee State, 1981	161	Alonzo Nix vs. Furman, 2003 (13)
258	Steve Woods vs. McNeese State, 1979	159	Ronnie Strickland at Samford, 1999 (6)
257	Ryan McCann vs. Alabama State, 2002	159	Stefpon Hawkins at Georgia Southern, 1997 (8)
257	Kenyon Earl vs. Western Carolina, 1993	153	Joe Burke vs. Furman, 1979 (5)
254	Chris Sanders vs. East Tennessee State, 2000	152	Tony Jackson vs. Appalachian State, 1981 (5)
251	Brian Hampton vs. Georgia Southern, 1996	151	Cos DeMatteo vs. The Citadel, 1999 (11)
248	Tim Couch vs. Georgia Southern, 1986	150	Joe Burke vs. Marshall, 1980 (4)
246	Vince Carelli vs. Western Kentucky, 1988	148	Cos DeMatteo at Wofford, 2000 (7)
245	Brian Hampton vs. Samford, 1998	147	Alonzo Nix vs. The Citadel (8)
245	Kenyon Earl vs. Furman, 1993	145	Joe Burke vs. Appalachian State, 1978 (3)
243	Ralph Potter vs. Vanderbilt, 1982	145	Terrell Owens vs. Marshall, 1993 (5)
242	Tim Couch vs. Marshall, 1985	141	Emanuel Hassell at Jacksonville State, 2005 (12)
241	Vince Carelli vs. Appalachian State, 1988	141	Ronnie Strickland vs. Furman, 1999 (9)
241	Doug Elsted vs. Middle Tennessee State, 1976	141	Joe Burke vs. Western Carolina, 1978 (6)
240	Justin Barnes vs. Gardner-Webb, 2002	139	Alan Barner vs. The Citadel, 1985 (6)
240	Brian Hampton vs. Western Carolina, 1997	136	Terrell Owens vs. Western Carolina, 1994 (11)
240	Tony Merendino vs. Appalachian State, 1978	135	Alonzo Nix vs. Wofford, 2003 (18)
233	Brad Patterson vs. The Citadel, 1988	133	Emanuel Hassell at Georgia Southern, 2005 (9)
233	Steve Woods vs. VMI, 1980	132	Cos DeMatteo vs. Savannah State, 1999 (7)
232	Kenyon Earl vs. The Citadel, 1993	130	Emanuel Hassell vs. Liberty, 2004 (11)
231	Brian Hampton vs. Wofford, 1997	128	Jeremy Grier vs. Alabama State, 2002 (7)
231	Tim Couch vs. Western Carolina, 1985	128	Kwenton Ikwuezunma at VMI, 2001 (11)
229	Cedric Stevens vs. Jacksonville State, 2004	127	Emanuel Hassell vs. Appalachian State, 2004 (7)
228	Chris Sanders at VMI, 1999	127	Jeremy Grier at Georgia Southern, 2003 (8)
227	Brian Hampton vs. Middle Tenn. State, 1997	127	Willie Gillespie vs. Arkansas State, 1982 (6)
227	Tim Couch vs. VMI, 1985	126	Joe Burke vs. VMI, 1980 (3)
226	Tim Couch vs. Auburn, 1986	126	Tony Jackson vs. Tennessee State, 1981 (6)
226	Kenyon Earl vs. Alcorn State, 1994	125	Larry Stokes vs. Middle Tennessee State, 1976 (4)
225	Ryan McCann vs. East Tennessee State, 2002	124	Mark Hill vs. Samford, 1998 (10)
225	Kenyon Earl vs. The Citadel, 1994	124	Ed Stanford vs. Middle Tennessee State, 1979 (5)
225	Kenyon Earl vs. Western Carolina, 1992	123	Cos DeMatteo at Furman, 2000 (10)
224	Antonio Miller at Western Kentucky, 2006	123	Carlos Locklyn vs. Western Carolina, 1999 (4)
223	Cedric Stevens at Furman, 2004	122	Alonzo Nix vs. Western Carolina, 2003 (8)
222	Ryan McCann at The Citadel, 2002	122	Jason Jones at The Citadel, 2002 (5)
221	Antonio Miller vs. The Citadel, 2007	120	Michael Gilmore vs. Western Carolina, 2005 (7)
221	Chris Sanders vs. Georgia Southern, 2000	120	Cos DeMatteo vs. Furman, 1999 (8)
221	Stan Nix vs. Furman, 1987	119	Richmond Flowers at Wofford, 2000 (9)
220	Steve Woods vs. Vanderbilt, 1981	118	Cos DeMatteo at Appalachian State, 1999 (14)
219	Brian Hampton at Georgia Southern, 1997	117	Richmond Flowers at UAB, 2000 (10)
219	Brian Hampton at VMI, 1997	117	Stefpon Hawkins vs. Furman, 1999 (12)
218	Antonio Miller at Jacksonville State, 2005	116	Terrell Owens vs. The Citadel, 1993 (8)
217	Chris Sanders vs. Wofford, 1999	116	Terrell Owens vs. Georgia Southern, 1994 (12)
217	Steve Woods vs. Furman, 1981	115	Michael Johnson at Furman, 2006 (4)
215	Tim Couch vs. Tennessee Tech, 1986	114	Jim Schoepfer vs. Jacksonville State, 1977 (4)
213	Cedric Stevens at Memphis, 2004	112	Emanuel Hassell at Western Kentucky, 2006 (14)
210	Tim Couch vs. VMI, 1984	112	Alonzo Nix at Georgia Southern (8)
210	Steve Woods vs. Jacksonville State, 1981	112	Joe Burke vs. McNeese State, 1979 (3)
210	Steve Woods vs. Marshall, 1980	111	Richmond Flowers vs. East Tennessee State, 2000 (9)
209	Brian Hampton at Furman, 1998	111	Carlos Locklyn at Appalachian State, 1999 (11)
209	Jeff Peters vs. Georgia Southern, 1993	111	Malcom Robinson vs. Georgia Southern, 1996 (4)
207	Antonio Miller vs. Furman, 2007	111	Carlos Locklyn at Appalachian State, 1999 (11)
207	Steve Woods vs. Middle Tennessee State, 1979	110	Jason Jones at Western Carolina, 2002 (8)
207	Kenyon Earl vs. East Tennessee State, 1994	110	Cortez Rankin vs. VMI, 2000 (5)
205	Matthew Lopez vs. Samford, 2003	110	Willie Gillespie vs. Vanderbilt, 1982 (3)
205	Chris Sanders vs. Savannah State, 1999	108	Emanuel Hassell at Furman, 2004 (11)
204	Cedric Stevens at Western Carolina, 2004	108	Stefpon Hawkins at East Tennessee State, 1997 (3)
204	Matthew Lopez vs. Tennessee Tech, 2003	107	Tyrus Ward at Memphis, 2004 (4)
204	Brian Hampton vs. VMI, 1998	107	Joe Burke vs. Tennessee State, 1978 (2)
201	Chris Sanders at East Tennessee State, 1999	106	Michael Johnson at The Citadel, 2006 (7)
200	Vinnie Miroth at Elon, 2003	106	Jason Jones vs. Georgia Southern, 2002 (5)
200	Ryan McCann at Wofford, 2002	106	Tony Jackson vs. Middle Tennessee State, 1981 (5)
200	Steve Woods vs. Tennessee State, 1981	105	Jeremy Grier vs. Tennessee Tech, 2003 (7)

100-YARD RECEIVING GAMES

Listed by most yardage, catches also listed

247	Alonzo Nix vs. Appalachian State, 2004 (8)
207	Cos DeMatteo at Louisville, 1999 (13)
203	Cos DeMatteo vs. Mississippi Valley State, 2000 (9)
200	Tony Jackson vs. Vanderbilt, 1980 (12)
191	Angelo Napolitano vs. Northeast Louisiana, 1967 (11)
186	Richmond Flowers at Furman, 2000 (11)
171	Richmond Flowers at Western Carolina, 2000 (16)

170	Ronnie Strickland at Western Carolina, 2000 (8)
168	Alonzo Nix at Gardner-Webb, 2003 (15)
168	Joe Burke vs. Furman, 1980 (12)
165	Ed Stanford vs. Illinois State, 1980 (6)
161	Alonzo Nix vs. Furman, 2003 (13)
159	Ronnie Strickland at Samford, 1999 (6)
159	Stefpon Hawkins at Georgia Southern, 1997 (8)
153	Joe Burke vs. Furman, 1979 (5)
152	Tony Jackson vs. Appalachian State, 1981 (5)
151	Cos DeMatteo vs. The Citadel, 1999 (11)
150	Joe Burke vs. Marshall, 1980 (4)
148	Cos DeMatteo at Wofford, 2000 (7)
147	Alonzo Nix vs. The Citadel (8)
145	Joe Burke vs. Appalachian State, 1978 (3)
145	Terrell Owens vs. Marshall, 1993 (5)
141	Emanuel Hassell at Jacksonville State, 2005 (12)
141	Ronnie Strickland vs. Furman, 1999 (9)
141	Joe Burke vs. Western Carolina, 1978 (6)
139	Alan Barner vs. The Citadel, 1985 (6)
136	Terrell Owens vs. Western Carolina, 1994 (11)
135	Alonzo Nix vs. Wofford, 2003 (18)
133	Emanuel Hassell at Georgia Southern, 2005 (9)
132	Cos DeMatteo vs. Savannah State, 1999 (7)
130	Emanuel Hassell vs. Liberty, 2004 (11)
128	Jeremy Grier vs. Alabama State, 2002 (7)
128	Kwenton Ikwuezunma at VMI, 2001 (11)
127	Emanuel Hassell vs. Appalachian State, 2004 (7)
127	Jeremy Grier at Georgia Southern, 2003 (8)
127	Willie Gillespie vs. Arkansas State, 1982 (6)
126	Joe Burke vs. VMI, 1980 (3)
126	Tony Jackson vs. Tennessee State, 1981 (6)
125	Larry Stokes vs. Middle Tennessee State, 1976 (4)
124	Mark Hill vs. Samford, 1998 (10)
124	Ed Stanford vs. Middle Tennessee State, 1979 (5)
123	Cos DeMatteo at Furman, 2000 (10)
123	Carlos Locklyn vs. Western Carolina, 1999 (4)
122	Alonzo Nix vs. Western Carolina, 2003 (8)
122	Jason Jones at The Citadel, 2002 (5)
120	Michael Gilmore vs. Western Carolina, 2005 (7)
120	Cos DeMatteo vs. Furman, 1999 (8)
119	Richmond Flowers at Wofford, 2000 (9)
118	Cos DeMatteo at Appalachian State, 1999 (14)
117	Richmond Flowers at UAB, 2000 (10)
117	Stefpon Hawkins vs. Furman, 1999 (12)
116	Terrell Owens vs. The Citadel, 1993 (8)
116	Terrell Owens vs. Georgia Southern, 1994 (12)
115	Michael Johnson at Furman, 2006 (4)
114	Jim Schoepfer vs. Jacksonville State, 1977 (4)
112	Emanuel Hassell at Western Kentucky, 2006 (14)
112	Alonzo Nix at Georgia Southern (8)
112	Joe Burke vs. McNeese State, 1979 (3)
111	Richmond Flowers vs. East Tennessee State, 2000 (9)
111	Carlos Locklyn at Appalachian State, 1999 (11)
111	Malcom Robinson vs. Georgia Southern, 1996 (4)
111	Carlos Locklyn at Appalachian State, 1999 (11)
110	Jason Jones at Western Carolina, 2002 (8)
110	Cortez Rankin vs. VMI, 2000 (5)
110	Willie Gillespie vs. Vanderbilt, 1982 (3)
108	Emanuel Hassell at Furman, 2004 (11)
108	Stefpon Hawkins at East Tennessee State, 1997 (3)
107	Tyrus Ward at Memphis, 2004 (4)
107	Joe Burke vs. Tennessee State, 1978 (2)
106	Michael Johnson at The Citadel, 2006 (7)
106	Jason Jones vs. Georgia Southern, 2002 (5)
106	Tony Jackson vs. Middle Tennessee State, 1981 (5)
105	Jeremy Grier vs. Tennessee Tech, 2003 (7)
104	Joe Burke vs. Jackson State, 1978 (3)
102	Quinton Alford vs. Appalachian State, 1986 (4)
102	Derek Hall vs. Western Carolina, 1993 (6)
101	Cos DeMatteo vs. Samford, 2000 (12)
101	Stefpon Hawkins at Samford, 1999 (3)
101	Mark Hill at Furman, 1998 (6)
101	Joe Burke vs. Marshall, 1978 (2)
101	Malcom Robinson vs. Western Carolina, 1996, (5)
100	Ed Stanford vs. Western Kentucky, 1979 (4)



250-YARD TOTAL OFFENSE GAMES

Listed by most yardage (passing + rushing)

570	Cedric Stevens vs. Appalachian State, 2004 (515 pass/55 rush)
532	Chris Sanders vs. Furman, 1999 (532 pass/-6 rush)
503	Chris Sanders at Western Carolina, 2000 (488 pass/15 rush)
471	Chris Sanders at Furman, 2000 (437 pass/34 rush)
434	Chris Sanders vs. Appalachian State, 2000 (371 pass/63 rush)
397	Chris Sanders at Appalachian State, 2000 (404 pass/-7 rush)
397	Chris Sanders vs. Western Carolina, 1999 (399 pass/-2 rush)
376	Ryan McCann at Western Carolina, 2002 (375 pass/1 rush)
376	Chris Sanders at Appalachian State, 1999 (380 pass/-4 rush)
374	Tony Merendino vs. Appalachian State, 1978 (240 pass/134 rush)
371	Vinnie Miroth vs. Western Carolina, 2003 (382 pass/-11 rush)
365	Chris Sanders vs. The Citadel, 1999 (374 pass/-9 rush)
364	Cedric Stevens vs. Liberty, 2004 (364 pass/0 rush)
347	Chris Sanders at Samford, 1999 (358 pass/-11 rush)
343	Chris Sanders at Louisville, 1999 (367 pass/-24 rush)
343	Kenyon Earl vs. Marshall, 1993 (332 pass/11 rush)
340	Chris Sanders vs. VMI, 2000 (354 pass/-14 rush)
328	Charles McNeill vs. Kentucky State, 2001 (235 rush/93 rec)
322	Cedric Stevens at Tennessee Tech, 2004 (286 rush/36 pass)
320	Chuck Spearman at VMI, 2001 (317 pass/3 rush)
318	Justin Barnes vs. Kentucky State, 2001 (325 pass/-7 rush)
308	Chris Sanders at The Citadel, 2000 (308 pass/0 rush)
307	Kenyon Earl vs. Gardner-Webb, 1993 (261 pass/46 rush)
303	Ryan McCann vs. VMI, 2002 (260 pass/43 rush)
301	Jeff Peters vs. East Tennessee State, 1996 (297 pass/14 rush)
296	Chris Sanders vs. Miss. Valley State, 2000 (293 pass/3 rush)
293	Steve Woods vs. McNeese State, 1979 (258 pass, 35 rush)
288	Steve Woods vs. Vanderbilt, 1980 (286 pass/2 rush)
286	Chris Sanders vs. Samford, 2000 (289 pass/-3 rush)
286	Chris Sanders at Georgia Southern, 1999 (278 pass/8 rush)
282	Vinnie Miroth vs. The Citadel, 2003 (287 pass/-5 rush)
282	Steve Woods vs. Illinois State, 1980 (273 pass/9 rush)
280	Vinnie Miroth vs. Wofford, 2003 (293 pass/-13 rush)
271	Kenyon Earl vs. Furman, 1993 (245 pass/46 rush)
269	Chris Sanders vs. East Tennessee State, 2000 (254 pass/15 rush)
269	Kenyon Earl vs. Alcorn State, 1994 (226 pass/43 rush)
267	Kenyon Earl vs. The Citadel, 1993 (232 pass/35 rush)
264	Antonio Miller at Western Kentucky, 2006 (224 pass/40 rush)
264	Kenyon Earl vs. East Tennessee State, 1994 (207 pass/57 rush)
264	Steve Woods vs. The Citadel, 1981 (276 pass/-12 rush)
260	Dennis Berkery vs. Louisiana Tech, 1979 (179 pass/81 rush)
259	Ralph Potter vs. Vanderbilt, 1982 (243 pass/16 rush)
258	Brian Hampton vs. Appalachian State, 1996 (241 pass/17 rush)
257	Kenyon Earl vs. Western Carolina, 1993 (201 pass/56 rush)
254	Cedric Stevens at The Citadel, 2004 (265 pass/-11 rush)
253	Vinnie Miroth at Gardner-Webb, 2003 (269 pass/-16 rush)
252	Steve Woods vs. Middle Tennessee St., 1979 (207 pass/45 rush)

200-YARD ALL-PURPOSE GAMES

Listed by most yardage (rushing+ receiving+ returns)

328	Charles McNeill vs. Kentucky State, 2001 (235 rush/93 rec)
307	Jerry Ellison vs. Boise State, 1992 (231 rush/76 KOR)
298	Jerry Ellison vs. Furman, 1993 (205 rush/93 receiving)
247	Alonzo Nix vs. Appalachian State, 2004 (247 receiving)
236	Michael Gilmore at Tennessee Tech, 2004 (161 KOR/75 rec)
229	James Roberts vs. East Tennessee State, 1989 (202 rush/17 rec)
228	Mark Hill at Furman, 1998 (101 rec/127 kickoff return)
223	Emanuel Hassell at Jacksonville State, 2005 (141 rec/82 KOR)
219	Michael Gilmore vs. Appalachian St., 2004 (212 KOR/8 rec/-1 rush)
214	Jeremy Grier vs. Alabama State, 2002 (128 rec/86 kickoff return)
213	Tony Ball vs. Western Carolina, 1979 (213 rushing)
212	Darnell Powell vs. Middle Tennessee State, 1975 (212 rushing)
210	Eldra Buckley at Appalachian State, 2005 (210 rushing)
210	Tyrone Coleman at The Citadel, 1998 (210 rushing)
208	Emanuel Hassell at Georgia Southern, 2010 (133 rec/75 KOR)
207	Cos DeMatteo at Louisville, 1999 (207 rec)
203	Jordan Hazard vs. Furman, 2007 (29 rec/86 KOR/88 PR)
203	Darryl Streeter vs. The Citadel, 1987 (129 rush/27 rec/17 KOR)
203	Darryl Streeter vs. Georgia Southern, 1986 (9 rushing/26 receiving/168 kickoff returns)
201	Stefpon Hawkins vs. Furman, 1999 (117 rec/62 KOR/22 PR)
200	Jeremy Grier vs. Tennessee Tech, 2003 (105 rec/-3 rush/98 KOR)
200	Jeremy Grier at Georgia Southern, 2003 (127 rec/73 KOR)

LONGEST RUNS FROM SCRIMMAGE

96	Andre Lockhart vs. East Tennessee State, 10/25/86
95	Jerry Ellison vs. Boise State, 9/5/92
85	Jerry Ellison vs. Furman, 11/20/93
82	Gwain Durden vs. Appalachian State, 9/20/80
80	Bucky Wolford vs. Furman, 11/16/68
80	Jerry Ellison vs. Tennessee-Martin, 9/12/92
79	Bryan Fitzgerald vs. Western Carolina, 10/13/07
78	Tyrone Coleman at The Citadel, 11/7/98
77	Darnell Powell vs. Minnesota-Morris, 11/9/74
76	Eldra Buckley vs. Tennessee Tech, 8/31/06
75	David Williams vs. The Citadel, 10/18/86
74	Tony Ball vs. Western Carolina, 11/3/79
74	Gwain Durden vs. Marshall, 11/19/77
74	Mike Smith vs. Richmond, 11/11/78
73	Tyrone Coleman at Western Carolina, 10/24/98
73	James Roberts vs. Middle Tennessee State, 9/30/89
72	Robert Smith vs. Louisiana Tech, 10/25/69
71	Gwain Durden vs. Middle Tennessee State, 10/20/79
71	Gwain Durden vs. Richmond, 11/11/78
68	Charles McNeill at Appalachian State, 10/27/01
68	Tyrone Coleman vs. Samford, 9/3/98
67	Jerry Ellison vs. VMI, 11/21/92
65	Carlos Locklyn vs. Western Carolina, 10/23/99
65	Bryan Fitzgerald at Arkansas, 10/6/07
65	Les Pullen vs. VMI, 11/21/92
65	Welton Ellison vs. Western Carolina, 11/3/79
64	Carlos Locklyn at VMI, 10/16/99
64	Mike Smith vs. Illinois State, 10/15/77
64	Mike Smith vs. Marshall, 11/19/77
63	Eldra Buckley vs. Tennessee Tech, 8/31/06
62	Gwain Durden vs. Marshall, 10/18/80
59	Harold Ricks vs. Marshall, 10/22/83
59	Eldra Buckley vs. Georgia Southern, 9/23/06
58	Tyrone Coleman vs. VMI, 10/17/98
57	Erroll Wynn vs. Western Kentucky, 11/3/07
57	Harold Ricks vs. East Tennessee State, 11/19/83
56	Mitch Fontenot vs. Appalachian State, 11/10/84
56	Allen Johnson vs. Tennessee State, 11/12/77
53	Steve Colwell vs. Western Carolina, 11/8/96
53	Tony Merendino vs. Appalachian State, 10/7/78
53	Mike Smith vs. Jacksonville State, 10/22/77
53	Darryl Streeter vs. Furman, 9/22/87
52	Erroll Wynn vs. Tennessee Tech, 8/31/06
52	Maurice Wilson vs. The Citadel, 11/3/01
52	Dennis Berkery vs. Western Kentucky, 9/8/79
50	Gary Bloodsaw vs. Marshall, 10/2/82
50	Gwain Durden vs. Bowling Green, 11/5/77
50	Harold Ricks vs. Tennessee State, 11/14/81
50	Mike Smith vs. Marshall, 11/19/77
50	Jerry Ellison vs. Boise State, 9/5/92
50	Tobe Taylor vs. Appalachian State, 10/31/92

LONGEST RECEPTIONS

94	Stefpon Hawkins at Georgia Southern, 9/27/97
94	Shoun Habersham vs. Western Kentucky, 11/2/91
94	Shoun Habersham vs. VMI, 11/23/91
89	Joe Burke vs. McNeese State, 10/27/79
88	Joe Burke vs. Furman, 9/22/79
84	Mike Smith vs. The Citadel, 10/29/77
80	Stefpon Hawkins at Samford, 9/2/99
78	Ronnie Strickland at Appalachian State, 10/30/99
78	Ronnie Strickland at Samford, 9/2/99
78	Tony Ball vs. Illinois State, 11/17/79
78	Bobby Acree vs. Ole Miss, 11/11/93
77	Joe Burke vs. Marshall, 9/23/78
76	Willie Gillespie vs. Vanderbilt, 11/20/82
76	Terrell Owens vs. VMI, 10/15/94
75	Tony Jackson vs. Appalachian State, 11/6/82
74	Alonzo Nix vs. Appalachian State, 10/30/04
74	Joe Burke vs. Western Carolina, 11/14/78
73	Joe Burke vs. VMI, 10/11/80
73	Derek Hall vs. VMI, 10/16/93
72	Robert Smith vs. Louisiana Tech, 10/25/69
70	Tyrus Ward vs. Liberty, 11/13/04



- 70 Charles McNeill vs. Kentucky State, 11/24/01
- 69 Artis Edwards vs. Tennessee State, 10/16/82
- 69 Stefpon Hawkins vs. Appalachian State, 11/2/96
- 69 Malcolm Robinson vs. Georgia Southern, 9/28/96
- 69 Terrell Owens vs. Marshall, 10/2/93
- 68 Jamal Randolph at Western Carolina, 10/24/98
- 66 Joe Burke vs. Marshall, 10/18/80
- 66 Joe Burke vs. Appalachian State, 10/7/78
- 66 Jim Schoepfer vs. Jacksonville State, 10/22/77
- 65 Cos DeMatteo at Wofford, 9/30/00
- 65 Gwain Durden vs. Marshall, 11/19/77
- 65 Ed Stanford vs. Illinois State, 10/18/80
- 64 Dennis King vs. East Tennessee State, 11/19/83
- 63 Clint Woods at Jacksonville State, 9/8/07
- 63 Eldra Buckley vs. Furman, 11/19/05
- 63 Jeremy Grier vs. Western Carolina, 10/25/03
- 63 Alonzo Nix vs. The Citadel, 11/8/03
- 63 Stefpon Hawkins vs. Wofford, 10/4/97
- 63 Kevin Sealy vs. Furman, 11/22/97
- 62 Cortez Rankin at Wofford, 10/30/00
- 62 Shoun Habersham vs. VMI, 11/18/89
- 61 Tyrone Baisden vs. Western Carolina, 10/25/03
- 60 Sammy Hadley vs. The Citadel, 10/21/89
- 60 Joe Burke vs. Illinois State, 11/17/79
- 60 Joe Burke vs. Tennessee State, 11/18/78

LONGEST PUNTS

- 84 Billy Smith vs. Appalachian State, 11/12/88
- 82 John Howell vs. Vanderbilt, 11/20/82
- 79 Pumpy Tudors vs. Appalachian State, 10/28/89
- 77 Josh Siefken vs. Western Carolina, 10/21/95
- 74 Scot Kielblock at Wofford, 10/3/98
- 72 Billy Smith vs. Louisiana Tech, 10/3/87
- 72 Billy Smith vs. The Citadel, 10/18/86
- 71 John Howell vs. Arkansas State, 9/18/82
- 71 Greg Cater vs. Illinois State, 10/15/77
- 68 Greg Cater vs. Louisiana Tech, 9/16/78
- 67 Greg Cater vs. Marshall, 9/29/79
- 65 Byron Holmes vs. Marshall, 10/27/84
- 64 Greg Cater vs. McNeese State, 10/28/78
- 63 Travis Grubb at Georgia Southern, 9/25/99
- 62 Scot Keilblock vs. Western Carolina, 10/25/97
- 61 Josh Siefken vs. Ole Miss, 9/11/93
- 60 Josh Siefken vs. Appalachian State, 10/30/93

LONGEST KICKOFF RETURNS

- 100 Steve Baker vs. Appalachian State, 10/8/83
- 94 Bucky Wolford vs. Ole Miss, 11/9/68
- 93 Larry Stokes vs. Bowling Green, 11/20/76
- 93 Jonathan Parker vs. Marshall, 10/27/84
- 92 Tobe Taylor vs. Tennessee-Martin, 9/12/92
- 92 Jerry Ellison vs. East Tennessee State, 11/7/92
- 90 Shoun Habersham vs. WCU, 9/16/89

- 90 Darrell Powell vs. Milwaukee-Wisconsin, 10/12/74
- 90 Jerry Ellison vs. Tennessee-Martin, 9/12/92
- 87 Ebrahim Tehrani at Vanderbilt, 9/6/03
- 78 Michael Gilmore vs. Appalachian State, 10/30/04
- 78 Jonathan Parker vs. Tennessee Tech, 9/20/86
- 77 Stefpon Hawkins vs. Tennessee Tech, 9/6/97
- 75 Michael Gilmore at Memphis, 9/11/04
- 70 Stefpon Hawkins vs. Georgia Southern, 9/25/98
- 68 Tony Ball vs. Marshall, 11/19/77
- 65 Darryl Streeter vs. Georgia Southern, 9/27/86
- 59 Welton Ellison vs. McNeese State, 10/27/79
- 58 David McCrary vs. Arkansas State, 9/8/84
- 54 Stefpon Hawkins at Appalachian State, 10/30/99
- 53 Alan Barner vs. East Tennessee State, 10/9/82
- 52 Sam McIver vs. Arkansas State, 10/17/81
- 52 Tony Ball vs. McNeese State, 10/27/79
- 50 Brandon Golder at Jacksonville State, 9/8/07

LONGEST INTERCEPTION RETURNS

- 79 Frank Webb vs. The Citadel, 11/70/70
- 75 Phillip Aldridge vs. The Citadel, 10/19/85
- 73 Kareem Robinson vs. Mississippi Valley State, 9/21/96
- 65 Kareem Robinson vs. Marshall, 9/30/95
- 59 Quintez Smith vs. Appalachian State, 10/7/06
- 57 David McCrary vs. Southwestern Louisiana, 9/17/83
- 56 Jimi Mitchell at Tennessee Tech, 10/9/04
- 54 Kenny Mitchell vs. The Citadel, 10/29/77
- 48 Lawrence Green vs. Marshall, 10/22/83
- 46 Frank Jordan vs. Jacksonville State, 10/14/78
- 45 Buster Skrine vs. Western Kentucky, 11/3/07
- 44 Jason Jones vs. Liberty, 11/13/04
- 43 Terry Waters vs. Louisiana Tech, 9/16/78
- 42 Joseph Thornton vs. Western Carolina, 10/13/07
- 41 Blaz Ruzic at Georgia Southern, 9/25/99
- 40 Mike Hunt vs. Jacksonville State, 9/6/80

LONGEST PUNT RETURNS

- 88 Jordan Hazard vs. Furman, 10/20/07
- 86 Kenny Mitchell vs. Western Kentucky, 9/9/78
- 69 Kwento Ikwuezunma at VMI, 10/13/01
- 67 Stefpon Hawkins at Samford, 9/2/99
- 56 Kwento Ikwuezunma vs. Wofford, 9/29/01
- 56 Stefpon Hawkins at Wofford, 10/3/98
- 53 Stefpon Hawkins at East Tennessee State, 11/15/97
- 44 Stefpon Hawkins vs. Western Carolina, 10/25/97

LONGEST FIELD GOALS


- 53 Scot Kielblock vs. Samford, 9/3/98
- 52 Dennis Waters vs. Marshall, 11/1/86
- 52 Joe Zeman vs. Jacksonville State, 10/16/76
- 50 Rodney Allen vs. The Citadel, 10/10/92
- 49 Patrick Shutters vs. Samford, 8/28/03
- 49 Scot Kielblock vs. Middle Tennessee State, 9/14/96

LONGEST FUMBLE RETURNS

- 63 Jeff Phillips at Georgia Southern, 9/22/07
- 62 Quasey Vinson vs. Middle Tennessee State, 9/13/97
- 61 Clint Allgood vs. Mississippi Valley State, 9/21/96
- 48 Terry Lindley vs. Western Carolina, 10/22/05
- 42 Randy Craft at Furman, 11/20/04
- 24 Greg McConico vs. Wofford, 10/1/05



Andre Lockhart owns the longest run in school history, 96 yards in 1986.



TEAM RECORDS

RUSHING

Most Attempts:

Game: 89 vs. Western Carolina (10/8/77)
 Season: 660 in 1977

Most Yards:

Game: 464 vs. Appalachian State (10/7/78)
 Season: 3,332 in 1977

Touchdowns:

Game: 8 vs. VMI (11/16/85)
 Season: 30 in 1979

Most Yards Gained Per Game:

Season: 414.0 in 1980

PASSING

Most Attempts:

Game: 67 vs. Furman (11/20/99)
 Season: 496 in 1999

Most Completions:

Game: 41 vs. Furman (11/20/99)
 Season: 300 in 1999

Most Yards Gained:

Game: 540 vs. Appalachian State (10/30/04)
 Season: 3,730 in 2000

Most Touchdowns:

Game: 7 vs. Kentucky State (11/24/01)
 Season: 28 in 1999

Most Attempts without an Interception:

Game: 48 at Western Kentucky (9/16/06)

Fewest Attempts:

Game: 2 vs. Western Carolina (10/8/77)

Fewest Completions:

Game: 0 vs. Marshall (10/2/82)

Highest Completion Percentage:

Game: 77.8 vs. Kentucky State (11/24/01, 14-of-18)

Lowest Completion Percentage:

Game: 00.0 vs. Marshall (10/2/82)

Most Interceptions Thrown:

Game: 7 vs. East Tennessee State (10/1/88)
 7 vs. Georgia Southern (9/28/85)
 Season: 22 in 2003

Most Interception Return Yards:

Game: 112 vs. Georgia Southern (9/28/85)
 Season: 457 in 2003

SCORING

Most Points:

Game: 93 vs. Carson-Newman (10/2/15)
 Season: 349 in 1979

Most Touchdowns in Game By:

Rushing: 8 vs. VMI (11/16/85)
 Passing: 7 vs. Kentucky State (11/24/01)

Most Touchdowns:

Game: 12 vs. Carson-Newman (10/2/15)
 Season: 47 in 1979

Most Extra Points Kicked:

Game: 11 vs. Carson-Newman (10/2/15)
 Season: 44 in 1979

Most Field Goals:

Game: 4 at Jacksonville State (9/8/07)
 4 at Wofford (9/30/00)
 4 vs. East Tennessee State (10/1/88)
 Season: 22 in 2000

RETURNS

Most Punt Returns:

Game: 9 vs. Appalachian State
 Season: 44 in 1967

Most Punt Return Yardage:

Game: 142 vs. Marshall (10/22/83)
 Season: 455 in 1982

Average Per Punt Return:

Season: 12.4 in 2007

Most Kickoff Returns:

Game: 9 vs. Jacksonville State (9/18/04)
 Season: 65 in 2003 and 2004

Most Kickoff Return Yardage:

Game: 234 vs. Tennessee-Martin (9/12/92)
 Season: 1,336 in 2003

Average Per Kickoff Return:

Season: 23.1 in 1977

PUNTS

Most Punts:

Game: 12 at Arkansas (10/6/07)
 Season: 80 twice (1986) (1985)

Most Yardage:

Game: 492 vs. East Tennessee State (9/21/85)
 Season: 3,178 in 1991

Best Average Per Punt:

Game: 62.5 vs. McNeese State (10/28/78)
 Season: 45.4 in 1991

Fewest Punts:

Season: 41 in 2000





MARCO SHEPPARD MEMORIAL

In Memoriam

Marco Sheppard

June 22, 1976 – March 12, 1998




3


*To-day, the road all runners come,
Shoulder-high we bring you home,
And set you at your threshold down,
Townsmen of a stiller town.*

*Smart lad, to slip betimes away
From fields where glory does not stay
And early though the laurel grows
It withers quicker than the rose.*

*A.E. Housman
from "To an Athlete Dying Young"*



Marcelle Anderson
1999 Recipient



Jimmy Lindsey
2000 Recipient



Ronnie Strickland
2001 Recipient



Josh Cain
2002 Recipient



Emmanuel DeWalt
2003 Recipient



Jason Jackson
2004 Recipient



Tim Powers
2004 Recipient



Matt Lopez
2005 Recipient



Eldra Buckley
2006 Recipient



Chris Johnson
2007 Recipient

In the memory of Marco Sheppard, the Chattanooga football program will present "The Marco Sheppard Mr. Hustle Award" annually. This award will be given to the Mocs football player who displays the hustle, the leadership skills and the desire to be the best – the same characteristics that set Marco apart from anyone else. The initial Mr. Hustle Award was presented in 1998 by former head coach Buddy Green to Marco's mother, Mabel, and Marco's alma mater, Dekalb High School, in Atlanta, Ga.