

UT ARLINGTON

BASKETBALL



Associate AD for Brand Advancement: Jason MacBain × 315.750.0236 × jason.macbain@uta.edu × @JaBain

SCHEDULE × RESULTS

2023-24 SEASON WRAP-UP NOTES

20-14 13-7 12-3 5-10 3-1

OVERALL WAC HOME AWAY NEUTRAL

NOVEMBER (4-3) CST × RESULT

6	Oral Roberts		W, 75-71
11	UT Tyler		W, 95-64
16	@ New Mexico		L, 82-80
19	@ #3 Arizona		L, 101-56
22	Alcorn State		W, 82-69
25	Texas State		L, 73-66
29	Abilene Christian	WAC	W, 86-71

DECEMBER (2-3)

2	@ Grand Canyon	WAC	L, 76-69
6	UNT Dallas		W, 74-37
16	Air Force (FORT WORTH - DICKIES ARENA)		W, 76-73
21	@ Texas Tech		L, 77-66
23	@ North Texas		L, 78-52

JANUARY (3-5)

1	@ #21 Texas		L, 79-62
4	@ Tarleton State	WAC	L, 78-76
6	@ Stephen F. Austin	WAC	L, 92-73
11	Utah Valley	WAC	W, 83-69
13	Seattle U	WAC	W, 80-75
18	UT Rio Grande Valley	WAC	W, 91-73
20	@ Abilene Christian	WAC	L, 78-67
27	RV Grand Canyon	WAC	L, 67-61

FEBRUARY (7-2)

1	@ Southern Utah	WAC	W, 76-68
3	@ Utah Tech	WAC	W, 87-66
8	@ California Baptist	WAC	L, 64-63
10	Stephen F. Austin	WAC	W, 71-63 (OT)
15	Tarleton State	WAC	L, 80-78
17	@ UT Rio Grande Valley	WAC	W, 89-70
22	Southern Utah	WAC	W, 90-85
24	Utah Tech	WAC	W, 89-78
29	@ Seattle U	WAC	W, 82-62

MARCH (4-1)

2	@ Utah Valley	WAC	W, 78-65
7	California Baptist	WAC	W, 71-57

WAC TOURNAMENT (LAS VEGAS, NV × ORLEANS ARENA)

13	First Round	BYE AS A RESULT OF TOP-4 SEED	
14	Stephen F. Austin	(6 SEED; QUARTERS)	W, 109-78
15	Tarleton State	(2 SEED; SEMIS)	W, 87-84
16	Grand Canyon	(1 SEED; FINAL)	L, 89-74

⇒ UT Arlington finished with a 20-14 record to represent only the eighth 20-win season in program history, which dates to 1959-60; six of those eight have come since 2007-08. The 20 wins were the most in a single season for the Mavs since going 21-13 in 2017-18.

⇒ UTA reached the WAC Tournament Final after defeating #6 seed Stephen F. Austin, 109-78, in the quarterfinals (more info page 2) and taking down #2 Tarleton State in the semifinals on a 3-pointer by Brandyn Talbot with 3.3 seconds remaining to claim an 87-84 win. In the final, #4 UTA only trailed top-seeded Grand Canyon by four, 78-74, with 35 seconds left before GCU ended the game on an 11-0 run for an 89-74 triumph.

⇒ Phillip Russell and Shemar Wilson were both named to the WAC All-Tournament Team. Russell averaged 23.3 points and 6 assists over three games, shooting 56.4% (22-39) from the floor and connecting at a perfect 1.000% (13-13) from the free throw line. Wilson averaged 15 points, 5.3 rebounds and 2 blocks while shooting 60% (15-25) from the field.

⇒ The Mavericks were one of only 12 teams in the nation to lose 20+ games in 2022-23 and win 20+ games in 2023-24:

- Central Connecticut State: 10-22 > 20-11
- SMU: 10-22 > 20-13
- Little Rock: 10-21 > 21-13
- Loyola Chicago: 10-21 > 23-10
- McNeese: 11-23 > 30-4
- UC San Diego: 10-20 > 21-12
- Stony Brook: 11-22 > 20-15
- South Carolina: 11-21 > 26-8
- UT Arlington: 11-21 > 20-14**
- Bowling Green: 11-20 > 20-14
- Ole Miss: 12-21 > 20-12
- Arkansas State: 13-20 > 20-17

⇒ After completing his first season at the helm of the Mavs in 2023-24, KT Turner was named a finalist for two different National Coach of the Year honors: the Joe B. Hall Award and the Ben Jobe Award. The Joe B. Hall Award is presented annually to the nation's best first-year men's basketball head coach in Division I, while the Ben Jobe Award is issued each season to the country's top minority head coach.

⇒ Among the 31 first-year head coaches in the nation, Turner's 20 wins tied for the 5th most; three coaches had 21 victories to tie for the 2nd most behind leader Alan Huss from High Point with 27.

⇒ UTA competed for its first conference title since 2019. The Mavs finished 3rd in the WAC with a 13-7 league record after being predicted 8th in the preseason coaches' poll, and the five-spot improvement represented the best of any team in the conference.

⇒ The Mavs had an eight-game winning streak entering the WAC Championship, which was tied for the 4th longest in program history.


⇒ UTA finished the year at #125 in the NET Rankings, which was 124 spots better than the #249 position the Mavs wrapped up 2022-23; the Mavs' average NET over the prior three seasons was #242.

⇒ UTA faced the nation's 8th-hardest non-conference strength of schedule. In total, the Mavs played 15 games this season against nine-different teams that made the postseason - NCAA: Grand Canyon (3x), Texas, Arizona, Texas Tech, New Mexico; NIT: North Texas; CBI: Seattle U (2x); CIT: Tarleton State (3x), Abilene Christian (2x).

⇒ Turner also led an offensive resurgence for the Mavs, who paced the WAC in league games in scoring (78) and 3-point shooting (8.7/game, 36.6%). For the season, UTA scored 80+ points 13 times against Division-I competition after accomplishing that feat just three times total in regulation during the previous two seasons on its way to a 76.9 average.

⇒ That 76.9 average was a 10.5 point-per-game increase from the 66.4 the Mavs averaged in 2022-23.

WAC-MOST SEVEN ALL-CONFERENCE AWARD WINNERS FROM FOUR PLAYERS



MAKAIH WILLIAMS
FRESHMAN OF THE YEAR
ALL-FRESHMAN TEAM

DAJUAN GORDON
FIRST TEAM
ALL-DEFENSIVE TEAM

SHEMAR WILSON
SECOND TEAM
ALL-DEFENSIVE TEAM

PHILLIP RUSSELL
SIXTH PLAYER OF THE YEAR

WAC-MOST SEVEN ALL-LEAGUE HONOREES

⇒ UTA had a total of four players collect a league-high seven all-conference awards, as voted on by the WAC's 11 head coaches. **The seven total player awards were two more than any other WAC team** as Grand Canyon and Tarleton State both had five.

⇒ That was the first time since the 2017-18 season when the Mavs were in the Sun Belt Conference that they had representation on both the First (DaJuan Gordon) and Second (Shemar Wilson) teams, and it's **only the eighth such occurrence since 1975** (14 total times since UTA was a founding member of the Southland Conference in 1963-64).

⇒ With Makaih Williams claiming Freshman of the Year honors, it also marked the **second-straight season UTA laid claim to that honor** as Chendall Weaver was the winner in 2023. Williams is just the eighth UTA product to produce a conference Freshman of the Year campaign.

⇒ As for Phillip Russell, he is **the first Mav to ever solicit Sixth Player of the Year**.

RECORD-SETTING WAC TOURNAMENT QUARTERFINAL WIN

⇒ As part of UTA's 109-78 WAC quarterfinal triumph over Stephen F. Austin on Mar. 14, UTA established the below records/milestone marks:

109 POINTS

- o Broke the previous WAC Tournament record of 107 by Boise State in a triple overtime contest in 2008 against New Mexico State.
- o Most points in a postseason game in program lore; the previous was 105 at BYU in the 2017 NIT. It is also UTA's most points in a conference tournament game, besting the prior record of 98 established in double overtime against Sam Houston in the 2001 Southland Conference Tournament.
- o 2nd-most points at a neutral site in program history (113 versus San Francisco in 1991).
- o Tied for the 13th most in program history in a regulation game versus a Division-I opponent.

19 3-POINTERS

- o Surpassed the previous WAC Tournament record of 17 by New Mexico State in 2019.
- o Two more than UTA's previous single-game record of 17, which had been reached twice previously – including earlier this season versus UT Tyler.
- o Tied for the most by any team in the nation this season against a D-I opponent.

26 ASSISTS

- o Tied for the most in a WAC Tournament game (Hawaii issued 26 helpers against TCU in 2001).
- o The most by UTA this season against a D-I foe; tied for the most overall (26 vs. UT Tyler).

61 2ND-HALF POINTS

- o The most in any half of any WAC Tournament game (previous: 59 by New Mexico State in the 2nd half of a 1987 contest).

PHILLIP RUSSELL'S 7 3-POINTERS

- o Tied for the 3rd most in a WAC Tournament game; the all-time record is eight by two players in 2015 and 1997.

RARE REBOUNDING FEAT

⇒ For just the fourth time in program history two UTA players in the same season secured 250+ rebounds with DaJuan Gordon (270) and Shemar Wilson (261). That duo joined the following three sets of teammates:

- 1972-73: Larry Moore (297) & Ronnie Marsh (253)
- 1981-82: Albert Culton (269) & Ralph McPherson (257)
- 2017-18: Kevin Hervey (282) & Johnny Hamilton (274)

BALANCED AND POTENT

• In WAC games, UTA was the highest-scoring team in the league at 78 per game. Demonstrating their depth, the Mavs did not have a single individual in the top 7 in scoring, and only one (DaJuan Gordon – 8th, 15.4) was in the top 18.

• UTA also led the conference in 3-point percentage (36.6) and makes (173). Despite making **25 more 3s than the next closest team (Seattle U, 148)**, the Mavs didn't have a single player in the top 9 in makes as UTA had seven players register between 12 and 32 3-pointers in league action.

• UTA ranked 2nd in assists (15.3), 3rd in free throw percentage (74.6), 3rd in field goal percentage defense (41.5) and 4th in field goal percentage (45.0).

SCORING DEPTH THREAD

All 13 UTA players who dressed – at the time the entire healthy roster – scored at least one point on Feb. 17 at UT Rio Grande Valley. **No other team in the nation this season had that many players or the entirety of the roster score in a game against a D-I opponent.** Below are those teams that have had 100% of their players in uniform score against a D-I foe:

- 13: UT Arlington @ UT Rio Grande Valley (Feb. 17)
- 11: Creighton vs. Central Michigan (Dec. 9)
- 10: Creighton vs. Florida A&M (Nov. 7)
- 9: Oakland vs. IUPUI (Feb. 17)
- 7: Charleston Southern vs. USC Upstate (Jan. 13)

SCORING DEPTH, CONT.

UTA's 11 different double-figure scorers were tied for the 2nd most in the nation (leader: Texas State, 12). Below are those double-figure players, their respective season highs and how many times they have led UTA in scoring:

Phillip Russell ⁽⁷⁾	30
Shemar Wilson ⁽⁷⁾	29 (2x)
DaJuan Gordon ^(6 - INCLUDES 1 TIE)	24
Makaih Williams ^(7 - INCLUDES 1 TIE)	24
Kade Douglas ⁽³⁾	20
Aaron Cash ⁽³⁾	18
Akili Vining ⁽¹⁾	16
Fabio Basili ⁽¹⁾	15
Brandyn Talbot	14
Dwayne Koroma	12
Freds Pauls Bagatskis	11

SCORING DEPTH, STARTER EDITION

UTA used 11 different starting lineups this season, which was tied for the 14th most in the nation (leader: Eastern Michigan, 20). Nine of those lineups won a game, which was tied for the 5th most in the country (three teams, 11).

RECORD-SETTING SEASON

UTA Team Single-Season Top-10 Marks:

- Blocks: 130 (2nd)**
- 3-Pointers Made: 305 (3rd)**
- Only six shy of breaking the all-time record of 310 set in 2016-17.
- Points: 2,614 (5th)**
- Rebounds: 1,275 (5th)**
- Assists: 536 (5th)**
- Free Throws Made: 549 (7th)**
- Opponent FG%: 42.2 (8th)**

Player Single-Season Top-10 Records:

- Shemar Wilson**
Blocks (65, 4th)
- Makaih Williams**
3-Point% (45.3, 6th)
- Phillip Russell**
Free Throw% (84.6, 6th)
- DaJuan Gordon**
Steals (61, T-9th)
- Shemar Wilson**
Free Throws Made (190, T-9th)



UTA NUMBERS TO KNOW

DaJuan Gordon collected 13 rebounds on Mar. 2 at Utah Valley, and all of them came on the defensive end to tie for the 5th most in single-game program history (record: 14, four times). Additionally, the 13 defensive rebounds without an offensive rebound were tied for the 7th most by any player in the nation this season (most: Siena's Michael Eley with 16).

13

77 In KT Turner's first season, UTA averaged 76.9 points per game, which was the Mavs' highest since 2017-18 (77.7).

19 times this year UTA scored 75+ points against Division-I competition; the Mavs accomplished that feat just four times all of last season (regular and postseason).

75

80 Furthermore, UTA tallied 80+ in regulation 13 times this year vs. D-I competition; that occurred three times total in the previous two regular seasons.

DaJuan Gordon led the WAC in double-doubles with 13; combined with Shemar Wilson's seven (tied for the 2nd most in the WAC), the 20 double-doubles were four more than three WAC teams total (16): Southern Utah (4), Stephen F. Austin (5) and Seattle U (7).

13

23 As a team, UTA's 23 double-doubles (Aaron Cash had two, and Phillip Russell with one) were eight more than the next closest team (California Baptist: 15).

UTA had three-different players grab 15+ rebounds in a game this season: Gordon (17 at Utah Tech), Cash (17 vs. UNT Dallas) and Wilson (16 at California Baptist).

3

10+ Wilson (13) and Gordon (13) both tied for 1st in the WAC in terms of double-figure rebound games this year; the next closest player had 10.



WESTERN ATHLETIC CONFERENCE STANDINGS (FINAL)

#	TEAM (SEED)	WAC	WAC Pts	OVERALL	WIN%	STRK
1	Grand Canyon	17-3	8.42	30-5	.857	L1
2	Tarleton State	16-4	4.26	25-10	.714	L1
3	UT Arlington	13-7	0.70	20-14	.588	L1
4	Seattle U	11-9	-0.31	23-14	.622	W4
	Utah Valley	11-9	-1.04	16-16	.500	L1
6	Stephen F. Austin	10-10	-1.54	18-15	.545	L1
	Abilene Christian	10-10	-2.69	16-18	.471	L1
8	California Baptist	8-12	-4.44	16-17	.485	L1
9	Utah Tech	7-13	-6.38	11-20	.355	L1
10	Southern Utah	5-15	-7.80	10-21	.323	W1
11	UT Rio Grande Valley	2-18	-11.76	6-25	.194	L14

2023-24 PRESEASON COACHES POLL

Rank	Team (1st-Place Votes)	Points
1	Grand Canyon (9)	99
2	Stephen F. Austin (2)	87
3	Seattle U	86
4	Utah Valley	61
5	Abilene Christian	60
6	Tarleton State	49
7	California Baptist	47
8	UT Arlington	43
9	Southern Utah	26
	UT Rio Grande Valley	26
11	Utah Tech	21

UTA's 5-Spot Improvement From Predicted (8th) To Actual (3rd) Final Ranking Was The Best In The WAC

PRESEASON ALL-WAC TEAM

PRESEASON PLAYER OF THE YEAR
 Ray Harrison × Jr. × G × Grand Canyon

Ray Harrison × Jr. × G × Grand Canyon
 Gabe McGlothan × R-Sr. × F × Grand Canyon
 Cameron Tyson × R-Sr. × G × Seattle U
 Sadaidriene Hall × Jr. × F × Stephen F. Austin
 Drake Allen × Jr. × G × Utah Valley

SEEDING SYSTEM IS BACK

Once again this season, the WAC résumé-seeding system determined how the eight teams at the WAC Tournament were seeded (denoted by WAC Points in the table at the top of the page; higher point total = a better seed).

The top-8 teams based off conference record qualified for the WAC Tournament. Once those eight were set, they were seeded by their respective point totals.

The WAC has sent at least two teams to the NCAA Tournament in 28 of the past 47 seasons. In an effort to continue enhancing its at-large prospects and protecting top seeds in March, the résumé-seeding system was introduced for the first time in 2022-23.

An algorithm will rate performance against all Division-I teams faced in the regular season, not just conference play. That will rank teams for the conference postseason tournament. Using this résumé-seeding system, teams will receive more credit for scheduling and playing stronger opponents than weaker ones. This should help the WAC have higher NET rankings, a key-criteria used by the NCAA basketball selection committees.

WAC Commissioner Brian Thornton and WAC Associate Commissioner of Basketball Drew Speraw worked with Ken Pomeroy of kenpom.com to put together the formula.

BACK TO THE WAC



2012-13 WAC MEMBERSHIP (Current Affiliation)
Denver (Summit League)
Idaho (Big Sky Conference)
Louisiana Tech (Conference USA)
New Mexico State (Conference USA)
San Jose State (Mountain West Conference)
Seattle U
Texas State (Sun Belt Conference)
Utah State (Mountain West Conference)
UT Arlington
UTSA (American Athletic Conference)

2022-23 WAC MEMBERSHIP
Abilene Christian
California Baptist
Grand Canyon
Seattle U
Southern Utah
Stephen F. Austin
UT Arlington
Tarleton State
UT Rio Grande Valley
Utah Tech
Utah Valley

WAC NOTES

- ⇒ With UTA playing its first WAC game on Nov. 29, it represented the Mavs' earliest conference game in program history; the previous record was Dec. 7, 2000, in the Southland Conference.
- ⇒ This was the seventh time in program history that UTA played 20 league contests in a season: 2000-03 Southland; 2014-16 and 2019-20 Sun Belt Conference.
- ⇒ Eight of UTA's 20 WAC games year were against opponents that played in the postseason last year (will face each twice): Grand Canyon (NCAA Tournament), Utah Valley (NIT semifinalist), Southern Utah (CBI semifinals) and Tarleton State (CBI).

1 Last year, the WAC ranked as the 11th best men's basketball conference in the country (out of 32, and ahead of the typical multi-bid Atlantic 10 Conference). This season the WAC ranked 14th.



In October of 2022 the WAC officially relocated its conference headquarters to the city of Arlington, less than five miles from UTA's campus. The WAC had been anchored in Denver for all but a brief stretch of its initial 60 years of existence.

BY THE NUMBERS

1) The Mavs held SFA to just 1-15 from 3-point range in an overtime win on Feb. 10, 71-63. That was just the second time since 2015 that UTA limited an opponent to one 3-pointer (Coastal Carolina: 1-13 on Mar. 7, 2020).

2) Two times this year Shemar Wilson and DaJuan Gordon both recorded double-doubles in the same game: New Mexico on Nov. 16 and Abilene Christian on Jan. 20.

3) The Mavs had three players secure double-figure rebounds versus Oral Roberts: Shemar Wilson (14), DaJuan Gordon (14) and Dwayne Koroma (11). That marked just the second time since 1990 that UTA had three players with 10+ boards in a game (2016 vs. Arkansas State).

8) DaJuan Gordon did not score against Texas State on Nov. 25, but pulled down eight rebounds before fouling out. He is just the fifth UTA player since 2010 to secure 8+ rebounds in a game and not score (Montez Young Jr., Jabari Narcis, Kevin Herve and Stuart Lagerson).

9) With 7 points, 5 rebounds, 8 assists and 0 turnovers versus Alcorn State on Nov. 22, Akili Vining was the first player in the nation to finish with at least those totals coming off the bench since Feb. 26, 2022, dating back to 2017, only nine other players in the country have registered at least that stat line as a reserve vs. a D-I foe.

20) UTA won two road games by 20+ points in the same season (87-66 at Utah Tech; 82-62 at Seattle U) for the first time since 2019-20; since 2012, the Mavs only have eight such victories (including the two this year).

22) UTA pulled down 22 offensive rebounds against Oral Roberts in the season opener. That's the most against a Division-I foe since matching that total at Texas on Dec. 1, 2015. The last time a UTA team had more offensive boards versus a D-I foe was Feb. 26, 2011, with 23 opposite Northwestern State.

25) UTA had 25 assists on 27 made field goals versus Abilene Christian on Nov. 29. **Only four other teams in the nation since 2015 have had 25+ assists on 27 or fewer makes:** Liberty in January of 2024, Minnesota in March of 2023, Davidson in February of 2020 and Pittsburgh in February of 2017.

33) UTA went 33-40 (82.5%) from the free throw line versus Utah Tech on Feb. 24, representing its 2nd-most free throws made in a game since 2012 (34 vs. Little Rock in 2019). Additionally, **UTA was one of 17 teams this season to make 33+ free throws and shoot 82%+;** Stephen F. Austin also did it against Utah Tech on Mar. 9 (35-42, 83.3%).

46) The Mavs shot 46% from the field and finished +9 in the rebounding column (45-36) at New Mexico, representing their only non-conference loss since 2010 when shooting at least 46% and posting at least +9 on the glass. The Lobos – who used a buzzer-beating layup to beat the Mavs, 82-80 – received an at-large NCAA Tournament berth.

78) UTA lost when scoring 78+ points in regulation at home for only the third time in the last 15 years when the Mavs dropped an 80-78 decision to Tarleton State on Feb. 15; the other two occurrences: 85-78 to FGCU on Dec. 9, 2017, and 92-89 to Louisiana on Feb. 6, 2014.

89) The Mavs scored 89+ points in three-straight regulation games versus D-I opponents from Feb. 17-24 for only the third time in program history: Dec. 1-6, 1990, and Feb. 18-23, 1981. From 2018-23, UTA scored 89+ points against D-I competition three times total.

96) UTA went 24-25 (96%) from the free throw line on Jan. 18 against UTRGV. That was the 2nd-best percentage (minimum 20 makes) in single-game program history, bested only by a 96.4% (27-28) showing on Feb. 22, 1968, at then-#1 Houston. It was also the **11th-best percentage in the nation this year among teams that made at least 24 free throws** (best: Niagara going 27-27 at Quinnipiac on Feb. 18).

3-POINT BARRAGE

⇒ **12 times this season UTA made double-figure 3-pointers in a game; the Mavs made double-figure 3s in a game 10 times the last two seasons combined.** UTA reached that threshold four times in the final eight games, including consecutively for the first time this year on Feb. 22 (11 vs. Southern Utah) and Feb. 24 (10 vs. Utah Tech).

⇒ Against Abilene Christian in the WAC opener on Nov. 29, UTA shot a season-best 57% (27-47) from the floor – the best any Maverick team has shot against a D-I opponent since 2018. Additionally, **UTA connected a 54.5% clip (12-22) from 3-point range to tie the 7th-best percentage in single-game program history** (minimum 10 makes).

⇒ That performance from beyond the arc came just a couple of weeks after **UTA knocked down 17 3-pointers on Nov. 11 against UT Tyler to tie a single-game program record that was then broken in the WAC quarterfinals when the Mavs made a tournament-record 19 triples against Stephen F. Austin on Mar. 14.**



CLEANING UP THE WAC WEEKLY AWARDS

1 RUSSELL



NEWCOMER OF THE WEEK
DEC. 18 | FEB. 5

22 WILSON



PLAYER OF THE WEEK
NOV. 20

3 GORDON



PLAYER OF THE WEEK
NOV. 13 | FEB. 19 | FEB. 26

⇒ **UTA's six total weekly selections were the 2nd most in the WAC this year behind Grand Canyon's 13.**

⇒ Gordon and Wilson are the first set of UTA teammates to be named conference Player of the Week in the same season since 2017-18 when Kevin Herve and Erick Neal both received the recognition when the Mavs were in the Sun Belt Conference.

⇒ **Gordon is the first UTA player to earn three conference Player of the Week awards since Marquez Haynes won four during the 2009-10 campaign when the Mavs were in the Southland Conference.** Haynes was named an All-American Honorable Mention that season.

YEAR 10 FOR THE VOICE OF THE MAVS



Josh Sours is in his 10th year calling UTA men's basketball games on the radio. A 2013 UTA grad, Sours entered into the role for the 2014-15 season. Including a few fill-in roles in 2013-14, Sours has called 327 UTA men's basketball games through the 2023-24 season.

UTA NAME, IMAGE & LIKENESS



⇒ opendorse.com/uta-mavericks

⇒ athletesthread.com

⇒ dreamcitysports.com

A KEY MID-SEASON ADDITION: PHILLIP RUSSELL



- 2022-23 Ohio Valley First Team
- 2021-22 Ohio Valley Second Team
- 2021-22 Ohio Valley All-Newcomer Team
- Ranked 11th in the country in free throws made (173) and 26th in total assists (174) last year.
- Tied SEMO's D-I single-game scoring record not once, but twice, with a pair of 37-point outbursts.
- As a freshman, he scored 35 points, grabbed 10 rebounds and had five steals in a game, making him only the second D-I freshman in the previous 25 years to reach 35+ points, 10+ rebounds and 5+ steals in a game. The other belongs to three-time NBA All-Star and 1st Overall NBA Draft Pick Ben Simmons when he was at LSU in 2015.

After missing the first nine games of the year, Phillip Russell made his UTA debut on Dec. 16 versus Air Force. That came after several days of court rulings and NCAA announcements from Dec. 13-15 which culminated with the NCAA reaching an agreement with the States to convert a 14-day temporary restraining order by a West Virginia judge in a lawsuit against the NCAA into a preliminary injunction through the end of the 2024 spring championship season to grant immediate eligibility to all multiple-time undergraduate transfers.

Russell began his career as a walk-on with Saint Louis in 2020-21, playing in eight games off the bench before transferring to Southeast Missouri where spent the past two seasons. In those two years he scored 1,019 points, including an 18.1 per-game average last year in leading SEMO to the NCAA Tournament and its first Ohio Valley Conference Championship in 23 years.

He led the OVC in total points (615) and assists (174) in 2022-23, becoming only the third OVC player in the last 25 years to pace the conference in points and assists in the same season. The other two were Murray State's Ja Morant (2018-19) and Cameron Payne (2014-15). Morant was the 2020 NBA Rookie of the Year and is a two-time NBA All-Star, while Payne was the 14th overall pick in the 2015 NBA Draft and currently plays for the Milwaukee Bucks.

MORE INFO: PAGE 19

RK	PLAYER	TEAM	POS	PPP	PTS
1	Divant'e Moffitt	IDHO	74	1.18	87
2	Drew Pember	UNCA	71	1.20	85
3	Kendric Davis	MEM	77	1.09	84
4	Markquis Nowell	KSU	73	1.10	80
5	PHILLIP RUSSELL	SEMO	75	1.05	79

Russell also scored the 5th-most 'clutch' points of any player in the nation last year, tallying 79 in the last five minutes of regulation or overtime.



Seven of those 79 came in the most clutch scenario possible as he scored all of SEMO's final seven points in an 89-82 overtime victory in the OVC Tournament Final against Tennessee Tech to clinch the Redhawks' NCAA Tournament berth.

HEAD-COACHING DEBUT WIN



⇒ In his head-coaching debut, **KT Turner** earned his first win on Nov. 6 as UTA overcame an 11-point 2nd-half deficit to claim a 75-71 win over an Oral Roberts team which won 30 games and played in the NCAA Tournament a season ago.

⇒ UTA shot just 34.8% versus ORU, and that was its worst in a win since 33.3% at Bradley on Dec. 16, 2016. Since 2010, there have now only been four games that UTA has won when shooting below 35%. Additionally, **it was the only game in the last 13 years that the Mavs won, scored at least 70 points and shot less than 35%.**

A KEY LATE-SEASON ADDITION: CHAUNCEY GIBSON

Chauncey Gibson joined the program in January as a walk-on after spending the 2022-23 season at Clemson and the summer/fall of 2023 at Tulsa.

Despite court and NCAA rulings in December granting immediate eligibility to multi-time transfers, Gibson was unable to compete until the waiver was approved.

An NCAA bylaw prohibits instant eligibility for mid-year transfers in basketball and other select sports.

UTA submitted a waiver requesting immediate eligibility, and that was approved by the NCAA on Feb. 9.








He made his collegiate debut on Feb. 10 versus Stephen F. Austin, scoring 12 points on 5-12 shooting, issuing three assists and pulling down two rebounds in 24 minutes off the bench.



MORE INFO: PAGE 24

CHALLENGING NON-CONFERENCE SLATE

UTA's non-conference schedule consisted of 11 games, nine of which were against Division-I opponents. Of those nine, six played in the postseason (NCAA Tournament or NIT) last year, six were ranked in the top 65 of the final NET (two in the top 10) and four won at least 28 games (two with at least 30).

	TEAM / RESULT	RECORD / NET	CONFERENCE	POSTSEASON	RESULT(S)
	Oral Roberts W, 75-71	30-5 (18-0 Summit) NET: 50	Summit League Regular Season & Tournament Champions	NCAA / #12 Seed	L (5) Duke, 74-51
	@ New Mexico L, 82-80	22-12 (8-10 MW) NET: 64	Mountain West Quarterfinals	NIT	L Utah Valley, 83-69
	@ #3 Arizona L, 101-56	28-7 (14-6 PAC-12) NET: 10	Pac-12 Tournament Champions	NCAA / #2 Seed	L (15) Princeton, 59-55
	Alcorn State W, 82-69	18-14 (15-3 SWAC) NET: 245	SWAC Regular Season Champions	NIT	L, North Texas, 69-53
	@ Texas Tech L, 77-66	16-16 (5-13 Big 12) NET: 62	Big 12 First Round	-----	-----
	@ North Texas L, 78-52	31-7 (16-4 C-USA) NET: 30	Conference USA Semifinals	NIT Champions	NIT Final 4: W, Wisconsin, 56-54 W, UAB, 68-61
	@ Texas L, 79-62	29-9 (12-6 Big 12) NET: 7	Big 12 Tournament Champions	NCAA / #2 Seed	W (15) Colgate, 81-61 W (10) Penn State, 71-66 W (3) Xavier, 83-71 L (5) Miami, 88-81

UTA and Abilene Christian were the only WAC members this season which played three games against Power-5 opponents (ACU: Oklahoma State, NC State, Arkansas).

700-REBOUND CLUB

DaJuan Gordon entered the season with 493 career rebounds in 112 games (4.4 average). This season alone he had 270 rebounds in 33 games (team-best 8.2), and in the process eclipsed the 500, 600 and now 700-career rebound club on his way to 763 career boards:

500th: Nov. 6 vs. Oral Roberts
600th: Jan. 4 @ Tarleton State
700th: Feb. 17 @ UTRGV

Additionally, he had 1,335 career points and 187 career steals.



AGE IS JUST A NUMBER

UTA has not one, but two, of the oldest players in Division-I men's basketball this season in Aaron Cash (turned 25 on Dec. 6) and Akili Vining (24; turns 25 in April). Cash is the 7th oldest, while Vining is the 18th oldest. UTA and BYU are the only schools in the nation with two of the 20 oldest players:

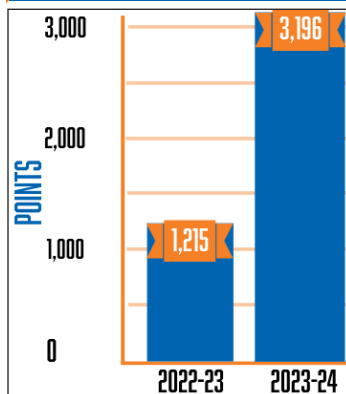
- 1) Spencer Johnson (BYU) – Sept. 3, 1997
- 2) Jemarl Baker Jr. (New Mexico) – June 12, 1998
- 3) Jalen Jordan (Middle Tennessee) – June 19, 1998
- 4) Trevin Knell (BYU) – Sept. 26, 1998
- 5) Michael Hueitt, Jr. (Pittsburgh) – Oct. 2, 1998
- 6) Jermaine Couisnard (Oregon) – Nov. 25, 1998
- 7) **Aaron Cash (UT Arlington) – Dec. 6, 1998**
- 8) Drue Drinnon (Texas State) – Dec. 7, 1998
- 9) Brock Cunningham (Texas) – Dec. 13, 1998
- 10) Fardaws Aimaq (California) – Jan. 6, 1999
- 11) Parker Fox (Minnesota) – Feb. 20, 1999
- 12) Chuck O'Bannon Jr. (TCU) – Mar. 1, 1999
- 13) Gabe McGlothan (Grand Canyon) – Mar. 3, 1999
- 14) Edoardo Del Cadia (Detroit) – Mar. 10, 1999
- 15) Jared Bynum (Stanford) – Mar. 16, 1999
- 16) Elijah Buchanan (NJIT) – Apr. 8, 1999
- 17) Qwanzi Samuels (IUPUI) – Apr. 13, 1999
- 18) **Akili Vining (UT Arlington) – Apr. 25, 1999**
- 19) Jeffery Armstrong (Southern Miss) – May 2, 1999
- 20) Moses Wood (Washington) – May 3, 1999



Akili Vining is believed to be one of just five players in the nation who are at a fifth different school, and he is one of just two from that group who are in their first year at a D-I institution.

- Akili Vining:** UT Arlington | 5th Team | 1st Year D-I | 6th Season
- Lance-Amir Paul:** Texas A&M-Corpus Christi | 5th Team | 2nd Year D-I | 5th Season
- Malik Tidwell:** Georgia Southern | 5th Team | 1st Year D-I | 5th Season
- Adam Hess:** NJIT | 5th Team | 3rd Year D-I | 6th Season
- RayQuawndis Mitchell:** Penn State | 5th Team | 4th Year D-I | 5th Season

A WHOLE LOTTA EXPERIENCE



With returners Shemar Wilson, Aaron Cash and Brandyn Talbot, UTA has 10 players on this year's roster who have previous Division-I playing experience. Those 10 had combined to score 3,196 D-I points entering the season. As a team last year, UTA began the season with only 1,215 D-I points across six players.

STATISTICAL TRENDS

UTA'S RECORD WHEN...

Monday	1-1
Tuesday	0-0
Wednesday	3-0
Thursday	7-5
Friday	1-0
Saturday	8-7
Sunday	0-1
Leading At Halftime	15-4
Trailing At Halftime	4-10
Tied At Halftime	1-0
Leading With 5 Minutes Left	17-2
Trailing With 5 Minutes Left	2-12
Tied With 5 Minutes Left	1-0
Shooting 40% FG Or Better	17-8
Shooting Less Than 40% FG	3-6
Opponent 40% FG Or Better	11-10
Opponent Less Than 40% FG	9-4
Shooting Better FG% Than Opponent	14-5
Shooting Worse FG% Than Opponent	6-9
Shooting Better 3-FG% Than Opponent	15-5
Shooting Worse 3-FG% Than Opponent	5-9
Outrebounding Opponent	16-6
Outrebounded By Opponent	4-6
Rebounds Tied	0-2
More Turnovers Than Opponent	12-12
Fewer Turnovers Than Opponent	7-1
Same Turnovers As Opponent	1-1

UTA'S POINT TOTAL...

35-49 Points	0-0
50-59 Points	0-2
60-69 Points	0-7
70-79 Points	7-4
80-89 Points	9-1
90-99 Points	3-0
100+ Points	1-0

GAMES DECIDED BY...

1-5 Points	5-4
6-9 Points	2-3
10-19 Points	8-5
20+ Points	5-2

WIN-LOSS COMPARE

UTA's statistical averages in its wins and losses this season:

STAT	Ws (20)	Ls (14)
PPG	83.6	67.4
PPG ALLOWED	68.9	79.6
FG% ALLOWED	40.7	44.3
APG	19.0	11.2
TOs/Game	14.3	17.2

Please refer to the University of Texas at Arlington as **UT Arlington**. **UTA** is acceptable on second reference. Using Texas-Arlington, UT-Arlington or any other form is incorrect.

HISTORICAL PERFORMANCES

In its 74-37 win over UNT Dallas on Dec. 6, the Mavs had 26 offensive rebounds to tie for the 6th most in single-game program history and most in any game since 1996. Of those 26 o-boards, **25 were secured by players (one team rebound) to tie for the 10th-most offensive rebounds by any team in the nation this year.**

Individually, Aaron Cash – who had 17 points and 17 rebounds – was responsible for 12 offensive rebounds to tie for the most in program lore with Johnny McDowell (1992) and Sam Norton (1984). **Those dozen o-boards were the most by any player in the nation this year** (seven players with 11). The 17 total rebounds were tied for 2nd most by any player in the WAC this season (most 18).

Defensively, the 37 points UTA allowed were its 2nd fewest all-time behind only a 36-point performance against SMU in 1989 – a game the Mavs actually lost, 36-31. Those are the only two times in the 64+ years of the program UTA has held a team under 40 points.

RARE OFFENSIVE GLASS PERFORMANCE

Against North Texas last season on Dec. 6, Shemar Wilson grabbed eight rebounds, and all of them were offensive. Over the last 7+ seasons – **since the start of the 2016-17 campaign – Wilson is one of just eight players in the nation to secure at least eight offensive rebounds and zero defensive boards in a game.**



SLEEPING ON US?



While UTA was picked to finish 8th by WAC coaches in the league's preseason poll, the highly respected Field of 68 Almanac has the Mavs ranked 4th in its preseason poll behind only, in order, Grand Canyon, Stephen F. Austin and Seattle U.



Additionally, in the Field of 68 Almanac, an anonymous WAC coaches poll predicts UTA as the 'Sleeper Team' in the league.

2023 FIBA U20 EUROPEAN CHAMPIONSHIP



This past summer, Freds Pauls Bagatskis represented Latvia at the 2023 FIBA U20 European Championship, Division B, in Skopje, North Macedonia.

He averaged a team-high 17.3 points in only 22 minutes per game across seven contests (3-4 team record), shot 44.3% from 3-point range and made a tournament-high 27 triples.

Bagatskis scored 41 points on 10-14 from 3-point range in just 19 minutes of action in a 99-57 win against Albania on July 12. **The 41 points were the 2nd-most all-time in any Latvian national team game, and the 10 3s represented the all-time Latvian single-game record.**

Versus Finland on July 8, he scored 29 points on the strength of 8-13 from 3. At the time, those eight triples were the 2nd most in Latvian history.

PLAYERS NOT RETURNING FROM LAST SEASON

Player	REASON (NOTES)
Chendall Weaver	Transferred To Texas (WAC Freshman of the Year)
Brandon Walker	Transferred To Montana State (6.6 PPG, 4.3 RPG)
Kyron Gibson	Transferred To Drake (Team-Best 11.2 PPG)
Shaysten Cornish	Walk-On (Preseason Knee Injury)
Damonze Woods	Mutual Parting (2.5 PPG, 1.7 RPG)
Cash Clayton	Walk-On (Mutual Parting)
Pedro Castro	Graduated (Now Working For The FBI)
Dario Domingos	Transferred To Tarleton State (3.7 PPG, 2.3 RPG)
Montez Young Jr.	Transferred To Texas Wesleyan (2.7 PPG, 3.2 RPG)
Marion Humphrey	Transferred To Texas A&M-Corpus Christi (6.8 PPG, 2.6 RPG)

WHAT'S IN A NAME



Yes, his full, legal name is **Sterling Lebron James Gaston-Chapman**. On July 8, 2003, Lebron James made his NBA Summer League debut. Ten days later, on July 18, Gaston-Chapman was born. Lebron – despite not yet having played in a regular season NBA game – was Gaston-Chapman’s father, Les, favorite player.

Kansas Department of Health and Environment
Office of Vital Statistics
JUL 29 2003

115-022004

CERTIFICATE OF LIVE BIRTH

1. CHILD'S NAME: FIRST: **STERLING** MIDDLE: **LEBRON JAMES** LAST: **GASTON-CHAPMAN** 2. DATE OF BIRTH (Month, Day, Year): **JULY 18, 2003** 3. TIME OF BIRTH: **7:47 AM**

4. SEX: **MALE** 5. CITY, TOWN, OR LOCATION OF BIRTH: **Wichita** 6. COUNTY OF BIRTH: **Sedgwick**

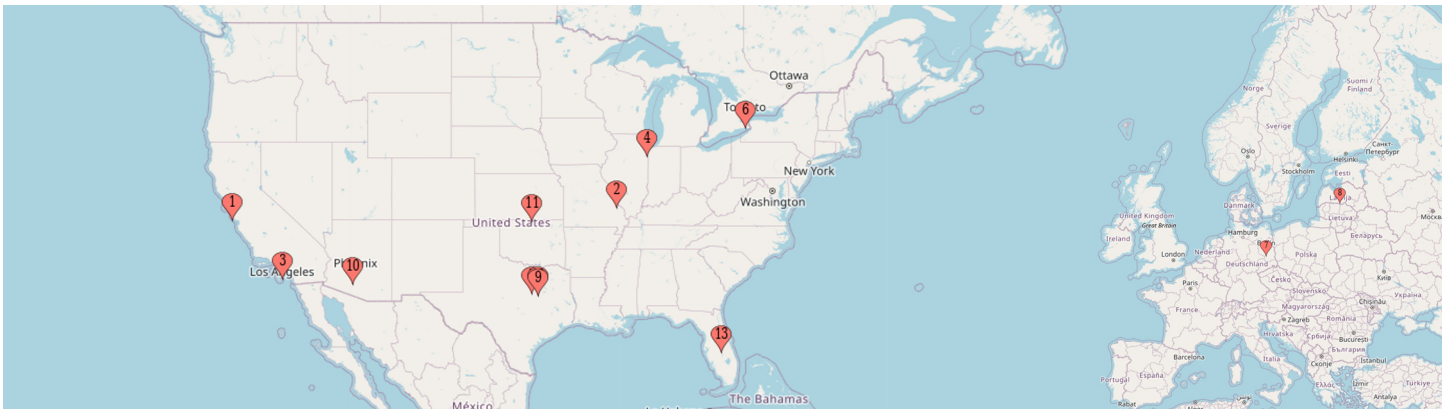
7. PLACE OF BIRTH: Hospital Free-standing Birthing Center Residence Clinic/Doctor's Office Other (Specify) 8. FACILITY NAME (if not institution, give street and number): **VIA CHRISTI RMC ST. JOSEPH CAMPUS**



STERLING
LEBRON JAMES
GASTON-CHAPMAN

ROSTER DEMOGRAPHICS

UTA’s 13-player roster is represented by four different countries (United States, Canada, Germany and Latvia) and seven different states (Texas, Florida, Illinois, Missouri, Kansas, California and Arizona). Freds Pauls Bagatskis is UTA’s first-ever player who hails from Latvia, while Dwayne Koroma is the Mavs’ first player from Germany.



AMONG THE WESTERN ATHLETIC CONFERENCE'S BEST

From 2015-16 to the start of this season, UTA boasts the 4th-best average annual NET/RPI ranking of all WAC members at #159. With a final ranking of #40 in 2016-17, UTA is responsible for the best single-year NET/RPI by any current WAC school over the past eight seasons. Additionally – in that same timeframe – UTA, is the only WAC institution without a single season NET/RPI above #250.

Team	2015-16	2016-17	2017-18	2018-19	2019-20	2020-21	2021-22	2022-23	Average
Grand Canyon	88	124	175	104	278	108	92	106	134
Stephen F. Austin	62	206	107	312	77	142	123	136	146
California Baptist				168	200	238	222	171	157
UT Arlington	107	40	112	160	129	242	236	249	159
Utah Valley	274	180	91	100	250	206	116	58	159
Abilene Christian	325	284	263	157	194	74	121	204	202
Tarleton State						235	214	165	205
Seattle U	285	272	190	201	226	236	129	142	209
Southern Utah	336	341	249	258	184	122	164	113	221
Utah Tech						314	273	158	248
UTRGV	335	315	234	185	260	282	307	259	272

SOUTHLAND CONFERENCE	SUN BELT CONFERENCE	BIG SKY CONFERENCE	DIVISION-II MEMBER
----------------------	---------------------	--------------------	--------------------

MAKING EZ WURK OF THINGS



True freshman **Makaih Williams** has his own **Christian and sports-inspired clothing line** that he started his junior year of high school named **EZ Wurk**. The name of the company is an ode to a basketball player getting hot and making 'easy work' of his opponent, but then he put his own twist on it:



E = Mastery
W = Work
U = Understanding
R = Repetition
K = Knowledge

AN ARTIST AT WORK

Outside of basketball, **art is arguably Aaron Cash's biggest passion**. Originally his artistry started by drawing, but that has since evolved into painting, sculpting and graphic design. If it's an off day and he's not in the gym, there's a good chance he's using his 'down time' to create more artwork.



A painted self portrait.



An African art sculpture depicting how he envisions his future child.

MAVS IN THE PROS



UTA's all-time leading rebounder (921) and 2nd-leading scorer (1,783), Kevin Hervey became the first, and to this day only, Maverick to play in an NBA game when he appeared for the Oklahoma City Thunder on Dec. 26, 2019, versus the Memphis Grizzlies.

He played in 10 games with OKC in 2019-20, including three in the COVID Bubble in Orlando, scoring an NBA career-best eight points against the Phoenix Suns on Aug. 10. An Arlington native, Hervey was drafted by the Thunder with the 57th pick in the 2nd Round in 2018. He was the 4th all-time UTA player selected in the draft and the first since the NBA reduced the number of rounds to just two in 1989. Paul Renfro

became UTA's first-ever draft pick when he was taken in the 9th round (181st overall) by the Utah Jazz in 1980. Two Mavericks were selected in 1982 – both by the Dallas Mavericks. Ralph McPherson was selected in the 9th round (188th) and Albert Culton picked in the 10th round (209th).

FORMER MAVS CURRENTLY PLAYING PROFESSIONALLY

David Azore '22	Pyrinto	Finland
Javon Levi '22	Dubrovnik	Croatia
Lazaro Rojas '22	Sport Club Corinthians Paulista	Brazil
Jabari Narcis '20	Ehime OV	Japan
Kevin Hervey '18	Reggio Emilia	Italy
Johnny Hamilton '18	Bursaspor	Turkey
Erick Neal '18	CSM Oradea	Romania
Jalen Jones '17	Tatui/AABT	Brazil
Jorge Bilbao '17	Fuenlabrada	Spain
Karol Gruszecki '13	PGE Spojnia Stargard	Poland

For weekly player updates, visit: utamavs.us/mbbpros

THE LAST TIME

A MAVERICKS' PLAYER...

- Scored 40 Or More Points**
 43, Stephen Barber at UTSA, 2/24/02
- Scored 30 Or More Points**
 30, Phillip Russell vs. Stephen F. Austin, 3/14/24
- Totaled 20 Or More Rebounds**
 22, Jermaine Griffin vs. UT Permian Basin, 12/1/05
- Totaled 15 Or More Rebounds**
 17, DaJuan Gordon at Utah Tech, 2/3/24
- Totaled 10 Or More Assists**
 10, Phillip Russell vs. Tarleton State, 3/15/24
- Recorded A Double-Double (Points/Rebounds)**
 DaJuan Gordon (16/11) vs. Tarleton State, 3/15/24
- Recorded A Double-Double (Points/Assists)**
 Phillip Russell vs. Tarleton State (18/10), 3/15/24
- Recorded A Triple-Double (Points/Rebounds/Assists)**
 Javon Levi vs. Louisiana (14/10/10), 1/13/22
- Erick Neal Has The Only Other Two Triple-Doubles In Program History*
 vs. UT Dallas (10/10/13), 11/27/17
- at ULM (27/10/12), 1/28/16

THE MAVERICKS' TEAM...

- Played An OT Game** W, 71-63 vs. Stephen F. Austin 2/10/24
- Scored 100+ Points** W, 109-78 vs. Stephen F. Austin 3/14/24
- Allowed 100+ Points** L, 56-101 at #3 Arizona 11/19/23
- Had 60 Or More Rebounds** 63 vs. Howard Payne 11/28/22
- Had 25 Or More Assists** 26 vs. Stephen F. Austin 3/14/24
- Had 15 Or More Steals** 19 vs. Southwestern 11/12/22

UTA vs. AP TOP-25 TEAMS

Jan. 1, 2024	at #21 Texas	L	62-79
Nov. 19, 2023	at #3 Arizona	L	56-101
Nov. 19, 2019	at #8 Gonzaga	L	66-72
Nov. 17, 2019	at #14 Oregon	L	47-67
Dec. 18, 2018	at #8 Gonzaga	L	55-89
Dec. 18, 2017	at #25 Creighton	L	81-90
Nov. 21, 2017	at #25 Alabama	L	76-77
Dec. 8, 2016	at #12 Saint Mary's	W	65-51
Dec. 2, 2014	at #6 Texas	L	53-63
Nov. 25, 2014	at #1 Kentucky	L	44-92
Nov. 19, 2013	at #4 Kentucky	L	76-105
Dec. 19, 2012	at #24 Oklahoma State	L	44-69
Nov. 23, 2011	at #9 Baylor	L	65-75
Dec. 29, 2010	at #3 Kansas	L	57-82
Dec. 20, 2008	at #21 Baylor	L	76-79
Mar. 21, 2008	vs. #2 Memphis#	L	63-87
Dec. 3, 2005	at #2 Texas	L	55-93
Dec. 15, 2004	at #14 Texas	L	70-85
Jan. 2, 2004	at #19 Texas	L	79-99
Nov. 27, 2002	at #3 Texas	L	45-76
Nov. 18, 1997	at #19 Oklahoma	L	63-81
Dec. 20, 1994	at #21 New Mexico State	L	63-102
Dec. 28, 1993	vs. #14 Connecticut+	L	72-112
Dec. 21, 1992	at #17 Nebraska	L	95-116
Nov. 23, 1991	at #14 Utah	L	57-58
Dec. 6, 1986	at #11 Oklahoma	L	76-101
Jan. 7, 1985	at #14 Louisiana Tech	L	61-86
Feb. 12, 1985	vs. #14 Louisiana Tech	L	65-76
Feb. 12, 1973	vs. #13 UL Lafayette	~ L	96-111
Jan. 13, 1973	at #13 UL Lafayette	~ L	73-79
Dec. 18, 1970	vs. #19 Drake*	L	83-102
Dec. 4, 1970	at #18 Long Beach State	L	57-102
Dec. 1, 1970	at #15 New Mexico State	L	82-107
Feb. 26, 1970	vs. #15 Houston	L	84-102
Dec. 4, 1969	at #20 Houston	L	70-88
Feb. 22, 1968	at #1 Houston	L	75-130

OVERALL: 1-35 | HOME: 0-3 | AWAY: 1-29 | NEUTRAL: 0-3

NCAA Tournament | + Hilo, Hawaii | ~ UL Wins Later Vacated | * Fort Worth, TX

HOME-COURT ADVANTAGE

UTA celebrated the 10-year anniversary of the College Park Center on Feb. 5, 2022, against Appalachian State. The CPC opened on Feb. 1, 2012, with the Mavs capping a men's and women's doubleheader with a 67-66 victory over UTSA in front of a then-school-record crowd of 6,228.

CPC ATTENDANCE HIGHS

1)	6,421	11/16/12	MBB vs. Oklahoma
2)	6,336	3/22/17	MBB vs. CSU Bakersfield (NIT)
3)	6,228	2/1/12	M/WBB vs. UTSA
4)	6,186	1/24/19	WBB vs. Georgia Southern
5)	6,105	12/3/15	MBB vs. North Texas
6)	5,714	1/16/20	WBB vs. Louisiana
7)	5,390	3/20/17	MBB vs. Akron (NIT)
8)	5,272	2/11/12	MBB vs. Texas State
9)	5,033	1/23/16	MBB vs. Little Rock
10)	5,011	2/9/17	WBB vs. Little Rock

UTA won its 100th all-time game at the College Park Center with a 62-57 victory over Troy on Jan. 1, 2022.

YEAR	RECORD	PERCENTAGE
2011-12	4-0	1.000
2012-13	7-8	.467
2013-14	9-5	.643
2014-15	9-5	.643
2015-16	13-2	.867
2016-17	14-1*	.933
2017-18	13-2	.867
2018-19	9-5	.643
2019-20	8-8	.500
2020-21	9-4	.692
2021-22	8-4	.667
2022-23	6-8	.429
2023-24	12-3	.800
TOTAL	121-55	.688

* Tied for the most home wins in single-season program history along with 2007-08. The only loss was a four-point setback to Cal State Bakersfield in the NIT Quarterfinals.




ABOUT THE CPC

The Mavericks have called the beautiful College Park Center home since the 7,000 all chair-back seat multi-purpose arena opened in 2012. The \$78 million project broke ground on March 5, 2010, and opened less than two years later. The arena is part of a 20-acre section of campus known as the College Park District, which includes a residence hall, student apartments, a 4.62 acre park, restaurants and three parking garages. The arena features 4,055 lower bowl seats, in addition to a 2,800-square-foot hospitality suite. A distinctive feature is a center hung 4-sided Daktronics LED scoreboard with an additional end zone LED display, ribbon displays and scorer's table. The lower concourse contains sports medicine facilities, two full-sized practice courts, a 2,500-sq-ft weight room, a press center, an academic support study center and coaches' office suites. In addition to UTA basketball and volleyball games, the facility hosts a variety of concerts, speaking engagements and other events. **The WNBA's Dallas Wings also call College Park Center home during their season.**



TEXAS HALL -- THE HOME BEFORE COLLEGE PARK CENTER



Prior to the College Park Center, the Mavs called Texas Hall home – which was one of most unique venues in all of college athletics. Opened on Oct. 18, 1965 – with the first-ever performer being Louis Armstrong – the initial basketball game was contested on Dec. 1 that same year against East Texas State.

The on-campus proscenium theater, which is still in use today, put the Mavs and their opponent on an elevated stage with 600 bench seats on the back of the stage and the remainder of the 4,200 capacity in theater-style seating on the other side of the court separated into a lower level and balcony section.

In 1997, Sports Illustrated named Texas Hall as "The Best Place In America To Watch College Basketball." For the final 12 years in which games were played in Texas Hall, they were contested on the floor which was used at the 1999 Men's Final Four at Tropicana Field in St. Petersburg, Fla. **UTA accumulated a 351-222 (.613) all-time record on "The Stage" from 1965-2012.**

ABOUT UT ARLINGTON

GENERAL INFORMATION

Location.....Arlington, Texas
 Enrollment.....48,000
 Founded.....1895
 Conference Affiliation.....Western Athletic Conference (WAC)
 President.....Jennifer Cowley (2nd Year)
 Director Of Athletics.....Jon Fagg (2nd Year)

HISTORY

First NCAA Season / Current Season.....1959-60 / 65th
 All-Time Record.....819-1018 (.446)
 Record In College Park Center (2012-Present).....121-55 (.688)

Years In Western Athletic Conference..2 (2012-13, 2022-Present)
 All-Time WAC Record.....30-26 (.536)
 WAC Regular Season Championships.....0
 WAC Tournament Championships.....0
 WAC Tournament Finalist.....2 (2013, 2024)

Years In Sun Belt Conference.....9 (2013-22)
 All-Time Sun Belt Record.....94-72 (.566)
 Sun Belt Regular Season Championships.....1 (2017)
 Sun Belt Tournament Championships.....0
 Sun Belt Tournament Finalist.....2 (2018, 2019)

Years In Southland Conference.....48 (1964-2012)
 All-Time Southland Record.....289-354 (.442)
 Southland Regular Season Championships.....2 (2004, 2012)
 Southland Tournament Championships.....1 (2008)

NCAA Tournament Appearances.....1 (2008)
 NCAA Tournament Record.....0-1
 NIT Appearances.....3 (1981, 2012, 2017)
 NIT Record.....2-3
 CIT Appearances.....2 (2013, 2016)
 CIT Record.....1-2

2022-23 REVIEW

Overall Record.....11-21
 WAC Record.....6-12
 Home / Away / Neutral.....6-8 / 4-9 / 1-4
 WAC Finish.....T-10th
 WAC Tournament... #12 Seed, Lost RD1 vs. #5 Grand Canyon, 82-77

Located in the heart of the Dallas-Fort Worth Metroplex, The University of Texas at Arlington is the largest institution in North Texas and the second-largest in the UT System.

- UTA is a Carnegie Research 1 institution and is also designated as a Texas Tier One institution.
- Of UT Arlington's 270,000-plus alumni, 57% live in North Texas. Maverick alumni occupy leadership positions at all 22 Fortune 500 companies headquartered in North Texas.
- UTA has a \$22.7 billion annual economic impact on the region.
- Students come from every state and more than 100 countries; UTA has the 5th-highest undergraduate diversity index in the nation.
- The Wall Street Journal ranked UTA as the top public school in Texas in its 2024 Best Colleges in the U.S.
- UTA ranks No. 4 nationally on Military Times' 2022 "Best for Vets: Colleges" list.

UTA HISTORY

Founded in 1895 as Arlington College, a private school for younger children, UT Arlington had a succession of names and ownerships until it was officially designated as the University of Texas at Arlington on Mar. 13, 1967 – a couple of years after it was transferred into the University of Texas System.

1895-1902: Arlington College

1902-1913: Carlisle Military Academy

1913-16: Arlington Training School

1916-17: Arlington Military Academy

1917-23: Grubb's Vocational College

**Became A Branch Of The Texas A&M System In 1917*

1923-1949: North Texas Agricultural College

1949-67: Arlington State College

**Transitioned To A Four-Year Division-I School In 1959*

**Became A Branch Of The University of Texas System In 1965*

1967-Present: University of Texas at Arlington

In addition to eight name changes, UTA has undergone seven nickname alterations as well since becoming a state-supported school in 1917.

1917-21

Grubbers / Shorthorns

1921-23

Hornets

1923-49

Junior Aggies

1949-51

Blue Riders

1951-71

Rebels

1971-Present

Mavericks



The 'Mavericks' nickname originated from one of the most influential people in Texas history: **Samuel Augustus Maverick**, a lawyer, politician, land baron and signer of the Texas Declaration of Independence. **His name was the source of the term "maverick,"** which was derived from fellow ranchers who started to refer to Maverick as "independently minded" after he refused to brand his cattle. Unbranded cattle not part of the herd became labeled as "Mavericks."

Maverick was one of the largest landholders in Texas in the 1800s, owning 340,000 acres which promoted the Washington Daily Globe in 1854 to call him "the largest landholder in the world, and by far the wealthiest citizen in Texas." He was the Mayor of San Antonio from 1839-40, and **UTA utilized the "Sam Maverick" mascot (pictured above) beginning in 1983 for 2+ decades.**

KT TURNER: UTA'S 10TH FULL-TIME HEAD COACH

A HOMECOMING OF SORTS



After playing his freshman and sophomore seasons (1997-99) at Hutchinson Community College, **Turner transferred to UTA following the 1999 fall semester and was eligible to compete for the Mavs at the conclusion of the 2000 fall semester.** However, in advance of the 2000-01 season, Turner dislocated his ankle which forced him to miss the entire year and he never suited up in a UTA uniform. He eventually transferred to Oklahoma City University for his senior campaign in 2001-02.

WHY THE NAME KT?

Turner's first name is Kenneth, but when he was playing in high school the local newspaper continuously referred to him as KT. As much as he tried to get away from it, 'it stuck with me forever' as Turner has stated. When he became a coach in the mid-2000s, he tried to re-birth the Kenneth name by referring to himself as 'Ken' Turner – including putting it on his voicemail. However, Tim Duryea – Turner's assistant coach while playing at Hutchinson, and current Boise State assistant – called and told him to keep the KT name, and the rest is history.

2000-01 UTA MEN'S BASKETBALL MEDIA GUIDE



K. T. Turner
6-5, 210, Jr., Guard/For.



Hometown
 Manhattan, Kansas

High School
 Manhattan

Other College
 Hutchinson C.C.

Hutchinson Community College: Like Mike Hicks of Butler University, K.T. Turner was mid-year transfer to UTA and will become eligible in mid-December...Began his collegiate career by being named the most valuable player at the Quarterback Classic Tournament and followed that up last year by being tabbed to the All-Tournament team at the Quarterback Classic.

High School: A former second team All-State selection at Manhattan High School...Also earned first team All-District honors and was selected the most valuable player at the Dodge City Shootout Tournament.

Personal: Son of Margaret Turner...Born August 23, 1978...A Kinesiology major at UTA.

“
 I'm thrilled for KT and his family to make this next step. His best days as a coach are ahead of him because he has the dedication and passion to develop young people in this game.

His ties to Texas make him the perfect fit to lead UT Arlington and make his mark on that program.

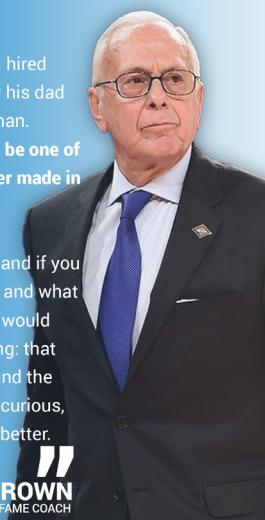
JOHN CALIPARI
 HEAD MEN'S BASKETBALL COACH AT KENTUCKY



“
 I didn't know KT when I hired him at SMU, but I knew his dad – and he was a great man. **Hiring KT turned out to be one of the best decisions I ever made in my life.**

He is a special person, and if you look at his background and what he's done, every coach would likely say the same thing: that he's loyal, works hard and the players love him. KT is curious, wants to learn and get better. He's like family to me.

LARRY BROWN
 BASKETBALL HALL OF FAME COACH



“
 What a great hire by UT Arlington. KT is absolutely ready to run his own program with his vast experience, and especially with his ties to Texas.

He combines a passion to coach on the floor with an incredible ability to build relationships. There are big things ahead for UTA!

PORTER MOSER
 HEAD MEN'S BASKETBALL COACH AT OKLAHOMA



HEAD COACH KT TURNER

COACHING CAREER

- 2005-06: Panola College (Assistant)
- 2006-07: Redlands CC (Assistant)
- 2007-08: Northern Arizona (Assistant)
- 2008-09: Cowley College (Assistant)
- 2009-11: Hutchinson CC (Assistant)
- 2011-12: Texas A&M-Corpus Christi (Assistant)
- 2012-13: Wichita State (Assistant)
- 2013-16: SMU (Assistant)
- 2016-20: SMU (Associate)
- 2020-21: Texas (Associate)
- 2021-22: Oklahoma (Associate)
- 2022-23: Kentucky (Assistant)
- 2023-: UT Arlington (Head)

KT Turner was named the 10th full-time head coach in program history on Mar. 17, 2023. Turner, 45, was an assistant coach with Kentucky last year – hired by John Calipari to keep the Wildcats’ Texas recruiting flowing – and that came on the heels of one season each as an associate head coach at Oklahoma and Texas.

Prior to his time in Austin, Turner spent seven years on the SMU sidelines from 2013-20, the last four of which were in an associate head coaching role. In 2012-13, Turner was an assistant coach for Wichita State, helping the Shockers post a 30-9 record and reach the Final Four – the first for the program since 1965.

Last year with UK, Turner helped guide the Wildcats to a record 60th NCAA Tournament appearance and another 20-win campaign.

OKLAHOMA & TEXAS

Turner was part of an Oklahoma program in 2021-22 under the guidance of first-year head coach Porter Moser that won 19 games and advanced to the NIT Second Round.

During his one year with Texas in 2020-21, the Longhorns amassed a 19-8 overall record, won the Big 12 Championship and earned a No. 3 seed in the NCAA Tournament. Turner was instrumental in the development of Kai Jones, who was named the Big 12 Sixth Man of the Year.

Turner also oversaw the Longhorns’ defense, which led the Big 12 in field-goal percentage defense (40.8), 3-point percentage defense (31.7), rebounds (38.4) and defensive rebounding (27.6). Additionally, he served as the acting head coach for several games during the COVID-impacted campaign.

SMU

With SMU from 2013-20, the Mustangs accumulated a 160-71 record, won a pair of American Athletic Conference regular-season titles and two AAC Tournament championships. He also helped guide the Mustangs to two NCAA Tournament appearances (2015, 2017), the NIT Final (2014) and a national ranking in the Associated Press Top 25 in four of seven seasons, climbing as high as #8 in 2015-16. Turner spent three seasons under the tutelage of Basketball Hall of Fame Coach Larry Brown before working for Tim Jankovich during his final four years.

Three times a Mustang player earned AAC Player of the Year with Turner on staff (Nic Moore in 2014-15 and 2015-16, and Semi Ojeleye in 2016-17). SMU players garnered 15 all-AAC selections, which were the most by any school in the league during that time. Turner also helped coach three NBA Draft selections in Ojeleye, Sterling Brown and Shake Milton – the brother of former UTA Lady Mav Terryn Milton, who helped lead them to the 2022 NCAA Tournament.

WICHITA STATE

During Wichita State’s Final Four in 2013, the No. 9-seeded Shockers defeated Pittsburgh in the First Round and No. 1 seed Gonzaga in the Second Round to reach the Sweet 16. Once there, the Shockers knocked off upstart La Salle and No. 2 seed Ohio State to advance to the semifinals.

PLAYING CAREER

In his first two years at Hutchinson Community College (1997-99), Turner earned all-conference honors while playing under Jankovich. Turner culminated his career at Oklahoma City for his senior campaign in 2001-02, helping the Stars claim the Sooner Athletic Conference regular-season and tournament titles and advance to the NAIA quarterfinals. After earning his degree in criminal justice from Oklahoma City in 2003, Turner had a brief playing career in Italy before getting into coaching.

PERSONAL

A Cincinnati native who grew up in Manhattan, Kan., and graduated from Manhattan High School, Turner and his wife, Cassaundra, have three children: Kelis (pronounced: kuh-LEASE), Kenny and Kendra.

Turner’s late father, Ken, coached at Oklahoma State, Kansas State, Cincinnati, Mississippi, South Alabama and Ohio State, in addition to stops at both the junior college and NAIA levels.



UTA HEAD COACHING HISTORY

Coach	Years	W	L	Pct.
Tom Tinker	1959-66	54	113	.323
Barry Dowd	1966-76	90	168	.349
Bob "Snake" LeGrand	1976-87	122	184	.399
Jerry Stone	1987-88	7	22	.241
Mark Nixon	1988-92	56	59	.487
Eddie McCarter	1992-06	179	211	.459
Scott Cross	2006-18	225	161	.584
Chris Ogden	2018-21	44	47	.484
Greg Young*	2021-23	20	34	.370
Royce "Snoop" Johnson^	2023	2	5	.286
KT Turner	2023-	20	14	.588
TOTAL		819	1018	.446

*Young Relieved Of His Duties On Feb. 10 With Six Regular-Season Games Remaining

^Johnson Named Interim Head Coach On Feb. 10, Finished The 2022-23 Season In That Role

2023-24 UT ARLINGTON MEN'S BASKETBALL ROSTER



No.	Name	Pos.	Ht.	Wt.	Yr.	Hometown / Previous School(s) / High School
00	Aaron Cash	G	6-6	210	Gr.	San Francisco, Calif. / Texas A&M / Grayson College / Saint Augustine's / Word of God Christian Academy
1	Phillip Russell	G	5-10	165	Jr.	St. Louis, Mo. / Southeast Missouri / Saint Louis / Vashon
2	Makaih Williams	G	6-1	185	Fr.	Long Beach, Calif. / Future College Prep / Capistrano Valley Christian
3	DaJuan Gordon	G	6-5	195	Gr.	Chicago, Ill. / New Mexico State / Missouri / Kansas State / Curie Metropolitan
4	Akili Vining	G	6-2	185	Gr.	Fort Worth, Texas / Texas Wesleyan / West Florida / McLennan CC / Jacksonville (TX) / North Crowley
5	Brandyn Talbot	G	6-5	181	Jr.	Toronto, Ontario / Dream City Christian
8	Chauncey Gibson	G	6-5	190	R-Fr.	Dallas, Texas / Tulsa / Clemson / Kimball
11	Dwayne Koroma	F	6-8	205	R-So.	Berlin, Germany / Salt Lake CC / Iona / Bishop Walsh
12	Freds Pauls Bagatskis	F	6-8	180	So.	Riga, Latvia / Georgia Tech / Complejo Educativo Mas Camarena
13	Kade Douglas	G	6-2	170	Fr.	Lancaster, Texas / Lancaster
22	Shemar Wilson	F	6-9	215	Sr.	Avondale, Ariz. / Phoenix College / Tolleson Union
23	Sterling Gaston-Chapman	G	6-4	218	Jr.	Wichita, Kan. / Tulsa / Campus
24	Darrius Miles	C	6-10	250	Jr.	Oak Cliff Texas / Western Kentucky / Odessa College / Oak Cliff Faith Family Academy
30	Fabio Basili	G	6-4	175	So.	Orlando, Fla. / Louisville / Oak Ridge

COACHING STAFF

Head Coach.....KT Turner (Oklahoma City '03 / 1st Year)
Assistant Coach..... Sean Stout (North Carolina '10 / 1st Year)
Assistant Coach..... Jeremy Pope (Cal State LA '17 / 1st Year)
Assistant Coach.....Keith Pickens (Missouri State '13 / 1st Year)
Assistant Coach/Director of Operations & Recruiting
 Cody San Miguel (Texas State '16 / 1st Year)
Assistant Coach/Director of Player Development
 Doug Compton (Texas Wesleyan '16 / 1st Year)

SUPPORT STAFF

Strength & Conditioning Coach
Mike Buhmeyer (Clemson '18 / 1st Year)
Athletic Trainer.....Royal Milton III (Nicholls State '13 / 4th Year)
Graduate Assistant.....Derrick Obasohan (UT Arlington '04 / 2nd Year)
Graduate Assistant.....Sean Kostecki (DePaul '23 / 1st Year)
Video & Analytics Coordinator.....Max Brandt (SMU '23 / 1st Year)
Communications.....Jason MacBain (St. Bonaventure '08 / 6th Year)
Administrative Assistant.....Rachael Morgan (McMurry '13 / 6th Year)

RETURN (3) / LOST (10) / NEW (11)

RETURNERS (3) / STARTERS^ (2).....**2022-23 STATS (NOTES)**
#00 Gr. Aaron Cash^.....7.7 PPG / 4.2 RPG (4th On Team In Both)
#5 Jr. Brandyn Talbot.....5.3 PPG / 1.6 APG (3rd On Team w/ 38 3s)
#22 Sr. Shemar Wilson^.....10.9 PPG / 7.8 RPG (DNP Last 8 GMS (Hip))

NEWCOMERS (10)..... REASON (NOTES)

#1 Jr. Phillip Russell.....1,019 Points Last 2 Years At SEMO
#2 Fr. Makaih Williams.....3-Star Recruit / 21.7 PPG, 6.4 APG Last Yr.
#3 Gr. DaJuan Gordon.....909 Points At K-State, Mizzou, NM State
#4 Gr. Akili Vining.....17.5 PPG, 5 RPG At Texas Wesleyan Last Yr.
#8 R-Fr. Chauncey Gibson...January Addition; Tulsa & Clemson Transfer
#11 R-So. Dwayne Koroma...9 PPG, 5 RPG At Salt Lake CC Last Yr.
#12 So. Freds Pauls Bagatskis.....Ga. Tech Transfer / 17.3 PPG FIBA U20
#13 Fr. Kade Douglas.....3-Star Recruit / District 14-5A MVP Last Yr.
#23 Jr. Sterling Gaston-Chapman.....18 Starts At Tulsa Last Yr.
#24 Jr. Darrius Miles.....Western Kentucky Transfer / Odessa JC
#30 So. Fabio Basili.....2022-23 All-ACC Academic Team At Louisville

PRONUNCIATIONS

2: muh-KIGH
3: deja-juan
4: uh-KEEL-ee VINE-ing

5: brand-IN
11: kuh-rome-uh
12: fred paul buh-GAT-skis

22: shuh-marr
23: gas-TUN
30: fah-bee-oh buh-silly

00 AARON CASH

SAN FRANCISCO, CA GR. × G × 6-6 × 201



Previous Schools: Texas A&M / Grayson / Saint Augustine's × High School: Word of God Christian Academy

RECORD HIGHS

POINTS

Career 30 @ Ranger College (3/3/21)
D-I 20 vs. UT Rio Grande Valley (1/19/23)
Season 18 @ Seattle U (2/29/24)

REBOUNDS

Career 17 vs. UNT Dallas (12/6/23)
D-I Same As Career
Season Same As Career

OFFENSIVE REBOUNDS

Career 12 vs. UNT Dallas (12/6/23)
D-I Same As Career
Season Same As Career

STEALS

Career 4, 2x, Last @ UTRGV (2/17/24)
D-I Same As Career
Season Same As Career

BLOCKS

Career 4, 2x, Last @ Livingstone (1/22/20)
D-I 3, 4x, Last vs. North Texas (12/6/22)
Season 2, 6x, Last vs. Stephen F. Austin (3/14/24)

FIELD GOALS MADE

Career 12 @ Ranger College (3/3/21)
D-I 8 @ UTRGV (2/17/24)
Season Same As D-I

FREE THROWS MADE

Career 5, 2x, Last @ Seattle U (2/29/24)
D-I 5 @ Seattle U (2/29/24)
Season Same As D-I

MINUTES

Career 40 vs. UNT Dallas (12/6/23)
D-I Same As Career
Season Same As Career

MISCELLANEOUS

	Season	Career
Double-Figure Points	8	40
20+ Points	--	7
Double-Doubles	2	6
5+ Rebounds	10	57
3+ Offensive Rebounds	6	37

• Spent 2020-21 at Grayson College (JUCO) after 2018-20 at Saint Augustine's University (D-II).

CAREER STATS (D-I ONLY)

BIO BLAST

1,000TH COLLEGIATE POINT ON FEB. 29

2023-24: Double-double with 17 points and a career-high 17 rebounds versus UNT Dallas; **12 offensive boards tied for the most in program history and were the most by any player in the nation this season (seven players with 11) ... averaged 9.7 points over the final 16 games; 4.3 in the first 16 contests.**

2022-23: Finished 4th on the team in points (7.7) and rebounding (4.2) ... buzzer-beating overtime tip-in against Utah Tech to give UTA a 71-69 win.

2021-22 AT TEXAS A&M: Helped the Aggies reach the NIT Championship Game.

GAME-BY-GAME STATS

Opponent	Date	GS	MIN	Total			3-Pointers		Free throws		Rebounds							PTS	AVG				
				FG-FGA	PCT	3FG-3FGA	PCT	FT-FTA	PCT	OFF	DEF	TOT	AVG	PF	A	TO	BLK			STL			
Oral Roberts	11/06/2023		06:46	0-3	.000	0-0	.000	0-0	.000	0	0	0	0	0	0	0	0	0	0	0	0	0	0.0
UT Tyler	11/11/2023		14:47	3-5	.600	0-0	.000	0-0	.000	3	1	4	2.0	0	2	0	0	1	6	3	0	0	3.0
at New Mexico	11/16/2023		21:12	3-5	.600	1-2	.500	0-0	.000	0	3	3	2.3	2	0	0	0	0	7	4	3	0	4.3
at Arizona	11/19/2023		17:21	1-3	.333	0-0	.000	0-0	.000	1	0	1	2.0	3	0	2	1	1	2	3	8	1	3.8
Alcorn	11/22/2023		14:12	3-7	.429	1-3	.333	0-0	.000	2	1	3	2.2	5	1	0	0	0	7	4	4	0	4.4
Texas St.	11/25/2023		02:40	0-2	.000	0-1	.000	0-0	.000	0	0	0	1.8	0	0	0	0	0	0	0	0	0	3.7
Abilene Christian	11/29/2023		20:57	3-4	.750	1-2	.500	1-1	1.000	1	5	6	2.4	1	1	1	1	1	8	4	3	0	4.3
at Grand Canyon	12/02/2023		16:46	3-3	1.000	1-1	1.000	0-0	.000	1	2	3	2.5	2	1	1	0	1	7	4	6	0	4.6
North Texas-Dallas	12/06/2023	*	40:00	7-13	.538	1-2	.500	2-2	1.000	12	5	17	4.1	0	3	0	1	2	17	6	0	0	6.0
vs Air Force	12/16/2023		11:15	0-0	.000	0-0	.000	0-0	.000	1	1	2	3.9	0	1	1	1	2	0	5	4	0	5.4
at Texas Tech	12/21/2023		20:29	1-1	1.000	0-0	.000	0-0	.000	1	2	3	3.8	2	0	2	0	4	2	5	1	0	5.1
at North Texas	12/23/2023		11:53	1-2	.500	0-1	.000	0-0	.000	1	0	1	3.6	1	0	1	0	0	2	4	8	0	4.8
at Texas	01/01/2024		08:17	1-2	.500	0-1	.000	0-2	.000	0	2	2	3.5	0	1	0	0	0	2	4	6	0	4.6
at Tarleton St.	01/04/2024		13:34	2-4	.500	1-2	.500	0-0	.000	0	2	2	3.4	2	0	1	0	0	5	4	6	0	4.6
at SFA	01/06/2024		12:49	0-3	.000	0-1	.000	0-0	.000	1	1	2	3.3	2	0	1	1	0	0	4	3	0	4.3
Utah Valley	01/11/2024	*	19:37	2-6	.333	0-4	.000	0-0	.000	0	1	1	3.1	3	0	1	0	0	4	4	3	0	4.3
Seattle U	01/13/2024	*	32:35	7-10	.700	3-4	.750	0-0	.000	1	4	5	3.2	5	0	0	1	1	17	5	1	0	5.1
Grand Canyon	01/27/2024	*	37:48	4-11	.364	0-4	.000	0-0	.000	3	4	7	3.4	4	0	2	2	3	8	5	2	0	5.2
at Southern Utah	02/01/2024	*	18:18	0-2	.000	0-1	.000	1-2	.500	4	4	8	3.7	2	0	2	0	3	1	5	0	0	5.0
at Utah Tech	02/03/2024	*	32:52	4-8	.500	1-3	.333	1-1	1.000	1	3	4	3.7	1	3	2	2	3	10	5	3	0	5.3
at California Baptist	02/08/2024	*	32:10	2-4	.500	0-1	.000	0-0	.000	0	3	3	3.7	1	0	0	0	0	4	5	2	0	5.2
SFA	02/10/2024	*	42:09	5-6	.833	1-1	1.000	1-1	1.000	6	1	7	3.8	3	0	3	1	0	12	5	5	0	5.5
Tarleton St.	02/15/2024	*	29:46	3-8	.375	1-3	.333	2-2	1.000	2	2	4	3.8	1	0	1	2	1	9	5	7	0	5.7
at UTRGV	02/17/2024	*	27:04	8-15	.533	1-1	1.000	0-0	.000	4	1	5	3.9	0	3	1	0	4	17	6	1	0	6.1
Southern Utah	02/22/2024	*	32:04	6-11	.545	3-6	.500	0-0	.000	2	4	6	4.0	1	3	1	1	3	15	6	5	0	6.5
Utah Tech	02/24/2024	*	14:04	3-3	1.000	0-0	.000	0-0	.000	1	0	1	3.8	3	1	3	0	0	6	6	5	0	6.5
at Seattle U	02/29/2024	*	32:24	5-10	.500	3-5	.600	5-7	.714	5	7	12	4.1	2	0	1	2	0	18	6	9	0	6.9
at Utah Valley	03/02/2024	*	28:20	3-9	.333	2-5	.400	1-2	.500	0	5	5	4.2	3	0	2	2	0	9	7	0	0	7.0
California Baptist	03/07/2024	*	29:47	5-16	.313	0-7	.000	2-2	1.000	2	6	8	4.3	1	1	1	0	2	12	7	1	0	7.1
vs SFA	03/14/2024	*	23:38	4-9	.444	0-3	.000	0-0	.000	2	5	7	4.4	4	1	1	2	0	8	7	2	0	7.2
vs Tarleton St.	03/15/2024	*	15:31	1-4	.250	0-2	.000	0-0	.000	0	3	3	4.4	2	0	2	0	0	2	7	0	0	7.0
vs Grand Canyon	03/16/2024	*	18:59	3-6	.500	1-4	.250	0-0	.000	1	2	3	4.3	3	0	3	0	0	7	7	0	0	7.0
Totals			18	700:05	93-195	.477	22-70	.314	16-22	.727	58	80	138	4.3	59	22	36	20	32	224	7	0	7.0

SEASON	TEAM	GP-GS	MIN/AVG	Field Goals		3-Point		F-Throws		Rebounds				Scoring						
				FG-FGA	FG%	3FG-3FGA	3FG%	FT-FTA	FT%	OFF	DEF	TOT	AVG	PF-FO	A	TO	BLK	STL	PTS	AVG
2021-22	TA&M	37-1	434/11.7	39-73	.534	0-2	.000	9-17	.529	54	58	112	3.0	59-1	11	8	18	16	87	2.4
2022-23	UTA	32-25	707/22.1	91-205	.444	43-109	.394	20-28	.714	50	85	135	4.2	66-1	17	47	13	20	245	7.7
2023-24	UTA	32-18	700/21.9	93-195	.477	22-70	.314	16-22	.727	58	80	138	4.3	59-2	22	36	20	32	224	7.0
TOTAL FOR UTA		64-43	1407/22.0	184-400	.460	65-179	.363	36-50	.720	108	165	273	4.3	125-3	39	83	33	52	469	7.3
TOTAL		101-44	1841/18.2	223-473	.471	65-181	.359	45-67	.672	162	223	385	3.8	184-4	50	91	51	68	556	5.5



WAC SIXTH PLAYER OF THE YEAR

PHILLIP RUSSELL

ST. LOUIS, MO

JR. x C x 5-10 x 165

WAC ALL-TOURNAMENT TEAM



COMPLETE BIO



@phill_x2



@..phill

Previous Schools: Southeast Missouri / Saint Louis x High School: Vashon

RECORD HIGHS

POINTS Career 37, 2x, Last vs. Little Rock (2/2/23) Season 30 vs. Stephen F. Austin (3/14/24) REBOUNDS Career 10 @ SIU Edwardsville (2/7/22) Season 5 vs. California Baptist (3/7/24) ASSISTS Career 10, 3x, Last vs. Tarleton State (3/15/24) Season 10 vs. Tarleton State (3/15/24) STEALS Career 5, 4x, Last vs. A&M-Corpus Christi (3/14/23) Season 3, 3x, Last @ Utah Tech (2/3/24) FIELD GOALS MADE Career 11 @ Morehead State (1/14/23) Season 9, 3x, Last vs. Grand Canyon (3/16/24) 3-POINTERS MADE Career 7 vs. Stephen F. Austin (3/14/24) Season Same As Career FREE THROWS MADE Career 15 vs. Little Rock (2/2/23) Season 8, 2x, Last vs. Tarleton State (3/15/24) MINUTES Career 45 vs. Tennessee Tech (1/21/23) Season 39 vs. Tarleton State (3/15/24)

BIO BLAST

Made his UTA debut on Dec. 16 versus Air Force following the court and NCAA rulings regarding multi-time transfers, scoring a season-high 28 points.

2x WAC NEWCOMER OF THE WEEK (DEC. 18 & FEB. 5)

2023-24: Missed three games (Jan. 6-13) with a left ankle sprain ... five 20-point games ... averaged 23 points and 6 assists in three WAC Tournament games ... six single-digit scoring games in his last 17 contests; just one in the prior 36 outings.

2022-23: 15-point, 10-assist, 5-steal act in the NCAA Tournament against Texas A&M-Corpus Christi (Mar. 14); 10 assists equaled the Islanders' output.

2021-22: Broke SEMO's D-I single-game scoring record by a freshman with 35 points, 10 rebounds and five steals at SIU Edwardsville (Feb. 7).

PAINT TOUCHES

- 2022-23 Ohio Valley First Team
2023 Ohio Valley All-Tournament Team
2x Ohio Valley Player of the Week
2021-22 Ohio Valley Second Team
2021-22 Ohio Valley All-Newcomer Team
5x Ohio Valley Freshman of the Week

• He initially signed with SEMO out of high school, but decommitted and went to Saint Louis.

• Began his career at Saint Louis as a walk-on during the 2020-21 COVID-impacted campaign, playing in eight games and registering 17 total points.

• Biggest reason he transferred to UTA was his relationship with new assistant coach Keith Pickens, who was his assistant coach at SEMO the last two years.

- Go-To Food: Chicken Wings
Bad Habit: Biting His Nails
Biggest Fear: Failure
Go-To Social Media App: Instagram
Off-Day Activity: Playing Fortnite

MISCELLANEOUS

Table with 3 columns: Season, Career, and values for Double-Figure Points, 30+ Points, Double-Doubles, 10+ Free Throws, 5+ 3-Pointers, 5+ Assists, 3+ Steals.

• High School: Averaged 15.7 points per game en route to claiming all-state honors as a senior in 2019-20 ... shot 45% from the field and 56.8% from 3-point range that same year ... helped lead the Wolverines to a state title his junior season.

CAREER STATS

GAME-BY-GAME STATS

Table with columns: Opponent, Date, GS, MIN, Total FG-FGA, PCT, 3FG-3FGA, PCT, FT-FTA, PCT, Rebounds OFF, DEF, TOT, AVG, PF, A, TO, BLK, STL, PTS, AVG.

Summary table with columns: SEASON, TEAM, GP-GS, MIN/AVG, Field Goals FG-FGA, FG%, 3FG-3FGA, 3FG%, F-Throws FT-FTA, FT%, Rebounds OFF, DEF, TOT, AVG, Scoring PF-FO, A, TO, BLK, STL, PTS, AVG.



WAC FRESHMAN OF THE YEAR | WAC ALL-FRESHMAN TEAM

MAKAI WILLIAMS

LONG BEACH, CA

FR. × G × 6-1 × 185

muh-KIGH

@kaihuy

@kaiwill2



COMPLETE BIO

Prep School: Future College Prep × High School: Capistrano Valley Christian

RECORD HIGHS

POINTS	
Career	24 @ Tarleton State (1/4/24)
Season	Same As Career
REBOUNDS	
Career	8 @ #21Texas (1/1/24)
Season	Same As Career
ASSISTS	
Career	8, 2x, Last vs. Utah Valley (1/11/24)
Season	Same As Career
STEALS	
Career	3, 3x, Last vs. UTRGV (1/18/24)
Season	Same As Career
FIELD GOALS MADE	
Career	8 @ Tarleton State (1/4/24)
Season	Same As Career
3-POINTERS MADE	
Career	3, 4x, Last vs. Stephen F. Austin (2/10/24)
Season	Same As Career
FREE THROWS MADE	
Career	10 vs. Texas State (11/25/23)
Season	Same As Career
MINUTES	
Career	35 vs. Texas State (11/25/23)
Season	Same As Career

BIO BLAST

2023-24: One of only 13 true freshmen nationally with at least 360 points and 90 assists ... only scoreless game was in the WAC semifinals ... hit two game-tying shots with under a minute remaining: a 3-pointer at New Mexico with 5.3 seconds left (80-80), and a driving layup at Tarleton State with 48 seconds showing (74-74) ... **led all WAC true freshmen in scoring (10.8)** ... averaged 12.5 points over his last 22 games; 7.8 points in the first 12 games.

2022-23 AT FUTURE COLLEGE PREP: Completed a post-graduate year in southern California where he averaged team highs of 21.7 points, 6.4 assists and 3.1 steals over 23 games, while also ranking 2nd on the team in rebounding (7.7).

PAINT TOUCHES

• 3-star recruit who originally committed to Wyoming in November of 2022, but re-opened his recruitment in February. He also had interest from Ole Miss, San Francisco, Utah State and others.

• Has his own Christian and sports-inspired clothing line that he started his junior year of high school named EZ WURK.

MORE INFO ON EZ WURK: PAGE 12

• **HIGH SCHOOL:** Averaged 18.6 points, 6.1 rebounds, 4.9 assists and 3.3 steals as a senior ... 39th-ranked recruit in California ... California Interscholastic Federation (CIF) Open Division Second Team selection ... First Team All-League as a senior, and received Second Team honors as a junior and sophomore.

GAME-BY-GAME STATS

MISCELLANEOUS


	Season	Career
Double-Figure Points	19	19
20+ Points	3	3
Double-Doubles	--	--
3+ 3-Pointers	4	4
5+ Assists	11	11
3+ Steals	3	3

- **Go-To Food Restaurant:** Cheesecake Factory
- **Bucket List:** Travel The World
- **Birthplace:** Virginia
- **Pet Peeve:** Laziness
- **Roommate:** Kade Douglas; best thing about him as a roommate is that he's extremely clean and neat.

CAREER STATS

Opponent	Date	GS	MIN	Total		3-Pointers		Free throws		Rebounds				PF	A	TO	BLK	STL	PTS	AVG	
				FG-FGA	PCT	3FG-3FGA	PCT	FT-FTA	PCT	OFF	DEF	TOT	AVG								
Oral Roberts	11/06/2023		18:30	2-4	.500	1-2	.500	3-4	.750	0	2	2	2.0	5	5	0	0	0	8	8.0	
UT Tyler	11/11/2023		17:41	3-6	.500	2-5	.400	3-4	.750	1	2	3	2.5	4	6	2	0	0	11	9.5	
at New Mexico	11/16/2023		25:35	2-8	.250	1-3	.333	5-7	.714	0	1	1	2.0	2	0	4	0	0	10	9.7	
at Arizona	11/19/2023		20:46	3-6	.500	1-2	.500	0-1	.000	1	2	3	2.3	2	1	4	1	1	7	9.0	
Alcorn	11/22/2023	*	19:05	2-6	.333	1-4	.250	0-0	.000	2	1	3	2.4	1	3	0	1	0	5	8.2	
Texas St.	11/25/2023	*	34:56	2-9	.222	0-2	.000	10-14	.714	0	2	2	2.3	3	6	2	1	3	14	9.2	
Abilene Christian	11/29/2023	*	32:24	1-3	.333	0-0	.000	5-6	.833	1	2	3	2.4	2	8	3	1	2	7	8.9	
at Grand Canyon	12/02/2023	*	32:44	3-8	.375	1-2	.500	3-4	.750	1	2	3	2.5	5	1	7	0	1	10	9.0	
North Texas-Dallas	12/06/2023	*	19:54	3-5	.600	2-3	.667	0-0	.000	0	5	5	2.8	1	5	0	0	0	8	8.9	
vs Air Force	12/16/2023	*	19:45	2-3	.667	0-0	.000	4-4	1.000	1	1	2	2.7	4	0	3	0	1	8	8.8	
at Texas Tech	12/21/2023	*	16:22	1-5	.200	1-4	.250	0-0	.000	0	0	0	2.5	1	0	1	0	0	3	8.3	
at North Texas	12/23/2023	*	22:08	1-8	.125	0-2	.000	0-2	.000	2	4	6	2.8	3	0	3	0	1	2	7.8	
at Texas	01/01/2024	*	30:44	4-4	1.000	3-3	1.000	1-1	1.000	2	6	8	3.2	3	0	3	1	1	12	8.1	
at Tarleton St.	01/04/2024	*	29:17	8-13	.615	2-4	.500	6-8	.750	2	4	6	3.4	2	1	4	0	3	24	9.2	
at SFA	01/06/2024	*	32:09	4-8	.500	0-1	.000	1-6	.167	1	2	3	3.3	4	5	3	0	0	9	9.2	
Utah Valley	01/11/2024	*	26:01	5-8	.625	2-3	.667	1-2	.500	0	3	3	3.3	5	8	3	0	2	13	9.4	
Seattle U	01/13/2024	*	23:49	3-4	.750	1-2	.500	4-5	.800	0	2	2	3.2	5	5	0	0	11	9.5		
UTRGV	01/18/2024	*	31:58	6-11	.545	3-6	.500	5-6	.833	2	2	4	3.3	2	2	5	0	3	20	10.1	
at Abilene Christian	01/20/2024	*	33:10	5-13	.385	2-5	.400	5-6	.833	0	3	3	3.3	4	2	3	0	2	17	10.5	
Grand Canyon	01/27/2024	*	28:59	4-7	.571	2-4	.500	3-4	.750	0	0	0	3.1	4	2	8	0	2	13	10.6	
at Southern Utah	02/01/2024	*	28:51	5-11	.455	3-4	.750	1-2	.500	0	4	4	3.1	4	3	2	1	1	14	10.8	
at Utah Tech	02/03/2024	*	20:07	5-8	.625	2-4	.500	2-2	1.000	0	4	4	3.2	5	1	3	0	0	14	10.9	
at California Baptist	02/08/2024	*	18:01	6-10	.600	0-0	.000	3-4	.750	0	1	1	3.1	4	1	2	0	1	15	11.1	
SFA	02/10/2024	*	25:45	4-12	.333	3-4	.750	6-6	1.000	2	2	4	3.1	4	2	5	0	0	17	11.3	
Tarleton St.	02/15/2024	*	31:08	4-12	.333	0-4	.000	8-8	1.000	0	2	2	3.1	3	3	3	1	0	16	11.5	
at UTRGV	02/17/2024	*	15:55	1-5	.200	0-1	.000	0-0	.000	0	3	3	3.1	2	0	4	0	0	2	11.2	
Southern Utah	02/22/2024	*	16:58	1-7	.143	1-2	.500	4-4	1.000	1	1	2	3.0	4	2	2	0	0	7	11.0	
Utah Tech	02/24/2024	*	30:07	6-13	.462	2-5	.400	9-10	.900	0	3	3	3.0	2	5	0	1	1	23	11.4	
at Seattle U	02/29/2024	*	19:00	2-6	.333	1-1	1.000	2-2	1.000	1	2	3	3.0	2	5	1	0	2	7	11.3	
at Utah Valley	03/02/2024	*	19:08	2-7	.286	2-4	.500	0-0	.000	1	0	1	3.0	5	1	1	0	1	6	11.1	
California Baptist	03/07/2024	*	30:00	6-9	.667	1-2	.500	0-2	.000	1	2	3	3.0	1	4	4	0	1	13	11.2	
vs SFA	03/14/2024	*	22:02	6-9	.667	2-3	.667	2-2	1.000	2	1	3	3.0	4	6	2	0	1	16	11.3	
vs Tarleton St.	03/15/2024	*	17:59	0-2	.000	0-1	.000	0-0	.000	0	1	1	2.9	0	0	0	0	0	0	11.0	
vs Grand Canyon	03/16/2024	*	17:26	1-4	.250	1-3	.333	1-2	.500	1	0	1	2.9	3	1	5	0	2	4	10.8	
Totals			30	828:23	113-254	.445	43-95	.453	97-128	.758	25	72	97	2.9	105	94	97	8	32	366	10.8

SEASON	TEAM	GP-GS	MIN/AVG	Field Goals		3-Point		F-Throws		Rebounds				Scoring						
				FG-FGA	FG%	3FG-3FGA	3FG%	FT-FTA	FT%	OFF	DEF	TOT	AVG	PF-FO	A	TO	BLK	STL	PTS	AVG
2023-24	UTA	34-30	828/24.4	113-254	.445	43-95	.453	97-128	.758	25	72	97	2.9	105-6	94	97	8	32	366	10.8
TOTAL		34-30	828/24.4	113-254	.445	43-95	.453	97-128	.758	25	72	97	2.9	105-6	94	97	8	32	366	10.8



WAC FIRST TEAM | WAC ALL-DEFENSIVE TEAM

DAJUAN GORDON

CHICAGO, IL

CR. × G × 6-5 × 195

deja-juan

@Thatboyquaye

@thatboyquaye



COMPLETE BIO

Previous Schools: New Mexico State / Missouri / Kansas State × High School: Curie Metropolitan

RECORD HIGHS

POINTS	
Career	24 vs. Oral Roberts (11/6/23)
Season	Same As Career
REBOUNDS	
Career	17 @ Utah Tech (2/3/24)
Season	Same As Career
ASSISTS	
Career	6 @ Utah Tech (2/3/24)
Season	Same As Career
STEALS	
Career	5 vs Stephen F. Austin (2/10/24)
Season	Same As Career
FIELD GOALS MADE	
Career	8, 2x, Last vs. Southern Utah (2/22/24)
Season	Same As Career
3-POINTERS MADE	
Career	4, 4x, Last vs. UT Tyler (11/11/23)
Season	4 vs. UT Tyler (11/11/23)
FREE THROWS MADE	
Career	11 @ Iowa State (12/15/20)
Season	9 vs. Utah Valley (1/11/24)
MINUTES	
Career	40 vs Stephen F. Austin (2/10/24)
Season	Same As Career

BIO BLAST

One of only four players in the nation this year with at least a 15p-17r-6a stat line vs. a D-I (at Utah Tech).

3x WAC PLAYER OF THE WEEK (NOV. 13 | FEB. 19 | FEB. 26)

REACHED 1,000 CAREER POINTS ON DEC. 6 AGAINST UNT DALLAS

2023-24: 13 double-doubles were the most in the WAC ... 14-straight double-figure point games snapped with 9 at Seattle U on Feb. 29 ... one of just six players nationally during the year to come off the bench and record at least 15 points and 15 rebounds against a D-I opponent (Air Force, Dec. 16).

2022-23 AT NEW MEXICO STATE: Averaged a career-high 9.3 points.

GAME-BY-GAME STATS

Opponent	Date	GS	MIN	Total			3-Pointers		Free throws		Rebounds				PF	A	TO	BLK	STL	PTS	AVG
				FG-FGA	PCT	3FG-3FGA	PCT	FT-FTA	PCT	OFF	DEF	TOT	AVG								
Oral Roberts	11/06/2023	*	35:27	8-20	.400	1-8	.125	7-7	1.000	5	9	14	14.0	2	0	3	0	2	24	24.0	
UT Tyler	11/11/2023	*	23:06	5-9	.556	4-7	.571	0-0	.000	1	10	11	12.5	1	4	2	0	4	14	19.0	
at New Mexico	11/16/2023	*	35:42	5-17	.294	0-6	.000	3-4	.750	3	11	14	13.0	3	5	4	0	0	13	17.0	
at Arizona	11/19/2023	*	27:39	1-6	.167	0-2	.000	0-0	.000	0	4	4	10.8	3	4	2	0	0	2	13.3	
Alcorn	11/22/2023	*	19:49	1-4	.250	1-4	.250	0-0	.000	2	6	8	10.2	3	4	3	0	0	3	11.2	
Texas St.	11/25/2023	*	25:05	0-3	.000	0-3	.000	0-0	.000	1	7	8	9.8	5	2	4	1	1	0	9.3	
Ablene Christian	11/29/2023	*	32:54	5-9	.556	2-4	.500	4-4	1.000	0	4	4	9.0	3	5	4	0	4	16	10.3	
at Grand Canyon	12/02/2023	*	33:57	4-12	.333	0-2	.000	2-3	.667	1	2	3	8.3	5	3	4	0	1	10	10.3	
North Texas-Dallas	12/06/2023	*	25:14	4-14	.286	3-9	.333	2-6	.333	3	6	9	8.3	1	1	4	0	3	13	10.6	
vs Air Force	12/16/2023	*	27:38	3-10	.300	2-5	.400	7-8	.875	4	11	15	9.0	3	4	5	0	1	15	11.0	
at Texas Tech	12/21/2023	*	18:18	3-5	.600	1-3	.333	0-0	.000	1	1	2	8.4	2	1	2	0	2	7	10.6	
at North Texas	12/23/2023	*	28:55	1-3	.333	0-2	.000	1-2	.500	0	7	7	8.3	1	3	2	0	1	3	10.0	
at Texas	01/01/2024	*	20:03	0-3	.000	0-1	.000	0-1	.000	2	2	4	7.9	5	1	4	0	0	9.2		
at Tarleton St.	01/04/2024	*	29:11	5-10	.500	1-4	.250	5-7	.714	1	3	4	7.6	1	1	3	0	1	16	9.7	
Utah Valley	01/11/2024	*	33:05	6-8	.750	1-2	.500	9-10	.900	1	5	6	7.5	5	1	1	1	3	22	10.5	
Seattle U	01/13/2024	*	28:35	5-6	.833	1-2	.500	5-9	.556	4	4	8	7.6	4	1	2	0	0	16	10.9	
UTRGV	01/18/2024	*	29:49	4-11	.364	2-3	.667	4-4	1.000	4	2	6	7.5	3	2	2	0	0	14	11.1	
at Ablene Christian	01/20/2024	*	35:25	5-13	.385	1-4	.250	2-7	.286	2	9	11	7.7	3	3	4	0	4	13	11.2	
Grand Canyon	01/27/2024	*	39:02	4-8	.500	0-2	.000	5-6	.833	3	7	10	7.8	4	3	4	0	3	13	11.3	
at Southern Utah	02/01/2024	*	34:05	6-12	.500	1-2	.500	5-6	.833	3	7	10	7.9	4	3	7	0	2	18	11.6	
at Utah Tech	02/03/2024	*	36:02	4-10	.400	1-3	.333	6-6	1.000	5	12	17	8.3	1	6	2	1	0	15	11.8	
at California Baptist	02/08/2024	*	34:56	5-11	.455	1-3	.333	2-2	1.000	2	9	11	8.5	3	1	4	0	0	13	11.8	
SFA	02/10/2024	*	39:51	3-14	.214	0-5	.000	6-7	.857	0	5	5	8.3	3	3	4	1	5	12	11.8	
Tarleton St.	02/15/2024	*	38:34	7-9	.778	2-2	1.000	4-4	1.000	4	9	13	8.5	4	3	2	0	1	20	12.2	
at UTRGV	02/17/2024	*	23:05	7-8	.875	0-0	.000	2-5	.400	3	5	8	8.5	3	4	1	0	2	16	12.3	
Southern Utah	02/22/2024	*	32:47	8-12	.667	2-2	1.000	5-8	.625	4	5	9	8.5	3	1	1	1	3	23	12.7	
Utah Tech	02/24/2024	*	37:12	4-6	.667	2-3	.667	7-8	.875	1	9	10	8.6	2	2	5	1	4	17	12.9	
at Seattle U	02/29/2024	*	34:52	4-11	.364	1-5	.200	0-0	.000	0	0	0	8.3	2	1	2	3	3	9	12.8	
at Utah Valley	03/02/2024	*	33:57	5-7	.714	1-2	.500	6-8	.750	0	13	13	8.4	4	4	1	0	1	17	12.9	
California Baptist	03/07/2024	*	31:49	5-12	.417	1-5	.200	1-1	1.000	2	5	7	8.4	3	1	2	0	4	12	12.9	
vs SFA	03/14/2024	*	20:50	6-10	.600	3-7	.429	2-3	.667	0	1	1	8.1	3	3	0	0	2	17	13.0	
vs Tarleton St.	03/15/2024	*	36:26	7-11	.636	2-5	.400	0-0	.000	2	9	11	8.2	3	3	1	0	1	16	13.1	
vs Grand Canyon	03/16/2024	*	30:10	2-6	.333	1-4	.250	2-2	1.000	1	6	7	8.2	4	0	7	0	3	7	12.9	
Totals			30	1013:30	142-310	.458	38-121	.314	104-138	.754	65	205	270	8.2	99	83	98	9	61	426	12.9

As a junior at Missouri (2021-22), he started all 32 games, averaging 8.3 points and 4 rebounds ... 13 outings of double-figure points.

His sophomore season at Kansas State (2020-21) he averaged 9.1 points and 5.5 rebounds ... posted a team-high four double-doubles ... one of just four guards in the Big 12 to rank among the league's top-15 players in rebounding.

He was the only K-State freshman in 2019-20 to appear in all 32 games, making 11 starts ... reached double-figure points six times during the year.

A near top-150 prospect coming out of high school by most recruiting services ... jumped 73 spots in the final Rivals150, which was the largest jump by any player in the country ... #3 prospect in Illinois by 247Sports.

MISCELLANEOUS

	Season	Career
Double-Figure Points	25	71
20+ Points	4	4
Double-Doubles	13	18
Double-Figure Rebounds	13	19
3+ 3-Pointers	3	13
3+ Steals	12	23

Received his undergrad in Individualized Studies from New Mexico State this summer and is currently pursuing an advertising degree.

Fractured his left foot his sophomore year at K-State.

Bad Habit: Staying Up Too Late

CAREER STATS

SEASON	TEAM	GP-GS	MIN/AVG	Field Goals		3-Point		F-Throws		Rebounds				Scoring						
				FG-FGA	FG%	3FG-3FGA	3FG%	FT-FTA	FT%	OFF	DEF	TOT	AVG	PF-FO	A	TO	BLK	STL	PTS	AVG
2019-20	KState	32-11	771/24.1	78-176	.443	24-73	.329	21-32	.656	52	58	110	3.4	72-1	23	50	5	40	201	6.3
2020-21	KState	25-22	713/28.5	81-216	.375	18-83	.217	48-63	.762	36	102	138	5.5	62-0	35	60	1	30	228	9.1
2021-22	MIZ	32-32	784/24.5	96-236	.407	36-99	.364	38-51	.745	39	88	127	4.0	88-3	38	61	8	26	266	8.3
2022-23	NMSU	23-16	617/26.8	71-185	.384	24-88	.273	48-63	.762	34	84	118	5.1	68-3	18	46	6	30	214	9.3
2023-24	UTA	33-30	1013/30.7	142-310	.458	38-121	.314	104-138	.754	65	205	270	8.2	99-4	83	98	9	61	426	12.9
TOTAL FOR UTA		33-30	1013/30.7	142-310	.458	38-121	.314	104-138	.754	65	205	270	8.2	99-4	83	98	9	61	426	12.9
TOTAL		145-111	3899/26.9	468-1123	.417	140-464	.302	259-347	.746	226	537	763	5.3	389-11	197	315	29	187	1335	9.2

4



AKILI VINING

FORT WORTH, TX

GR. X G X 6-2 X 185

uh-KEEL-ee VINE-ing

@BabyBoyPolo1

@BabyBoyPolo



COMPLETE BIO

Previous Schools: Texas Wesleyan / West Florida / McLennan CC / Jacksonville (TX) x High School: North Crowley

RECORD HIGHS

POINTS

Career 45 vs. Wayland Baptist (1/12/23)
Season 16, 2x, Last @ Stephen F. Austin (1/6/24)

REBOUNDS

Career 11 vs. North American (12/20/22)
Season 8 @ Texas Tech (12/21/23)

ASSISTS

Career 9, 2x, Last vs. North American (12/20/22)
Season 8, 2x, Last vs. Seattle U (1/13/24)

STEALS

Career 4 @ John Brown (1/21/23)
Season 3, 4x, Last @ Utah Valley (3/2/24)

FIELD GOALS MADE

Career 16 vs. Wayland Baptist (1/12/23)
Season 6, 2x, Last @ Stephen F. Austin (1/6/24)

3-POINTERS MADE

Career 5, 3x, Last vs. SAGU (1/28/23)
Season 4, 3x, Last @ Stephen F. Austin (1/6/24)

FREE THROWS MADE

Career 10, 5x, Last vs. Sunrise Christian (11/8/19)
Season 5 vs. Seattle U (1/13/24)

MINUTES

Career 48 vs. Our Lady of the Lake (11/5/22)
Season 33, 2x, Last @ Stephen F. Austin (1/6/24)

MISCELLANEOUS

	Season	Career
Double-Figure Points	9	72
20+ Points	--	17
Double-Doubles	--	3
3+ 3-Pointers	5	23
5+ Assists	5	52
3+ Steals	4	17

• He got put on scholarship this summer. During a film session and subsequent practice, coach Turner was intentionally getting on him/singling him out for not having purchased his books for the fall semester yet. Lacking funds to do so, Vining didn't intend to; however, in a team huddle at the end of practice Sterling Gaston-Chapman told Vining he could get the books now that he was put on scholarship.

CAREER STATS (D-1 ONLY)

SEASON	TEAM	GP-GS	MIN/AVG	Field Goals		3-Point		F-Throws		Rebounds				Scoring						
				FG-FGA	FG%	3FG-3FGA	3FG%	FT-FTA	FT%	OFF	DEF	TOT	AVG	PF	FO	A	TO	BLK	STL	PTS
2023-24	UTA	34-15	736/21.7	77-207	.372	42-114	.368	32-42	.762	7	76	83	2.4	64-1	80	42	6	32	228	6.7
TOTAL		34-15	736/21.7	77-207	.372	42-114	.368	32-42	.762	7	76	83	2.4	64-1	80	42	6	32	228	6.7

BIO BLAST

2023-24: Season bests of 16 points and 8 rebounds at Texas Tech ... 16 points at SFA to tie his season high ... 14 points in consecutive games versus Texas State and Abilene Christian ... season-high-tying three steals on four occasions ... double-figure points for the first time since Jan. 20 with 10 in the WAC Tournament Final against Grand Canyon on Mar. 16.

2022-23 AT TEXAS WESLEYAN: Averaged 17.5 points, 5 rebounds, 3.1 assists and 1.4 steals over 29 games ... 45-point outburst against Wayland Baptist ... scored 20+ points 11 times, including a pair of 29-point performances.

GAME-BY-GAME STATS

Opponent	Date	GS	MIN	Total			3-Pointers		Free throws		Rebounds				PF	A	TO	BLK	STL	PTS	AVG
				FG-FGA	PCT	3FG-3FGA	PCT	FT-FTA	PCT	OFF	DEF	TOT	AVG								
Oral Roberts	11/06/2023	*	33:22	5-12	.417	4-7	.571	0-0	.000	0	3	3	3.0	3	1	1	0	0	14	14.0	
UT Tyler	11/11/2023	*	17:54	2-4	.500	2-3	.667	0-0	.000	1	2	3	3.0	1	3	1	0	0	6	10.0	
at New Mexico	11/16/2023	*	21:01	2-5	.400	0-2	.000	0-0	.000	0	1	1	2.3	2	1	1	0	1	4	8.0	
at Arizona	11/19/2023	*	15:39	1-4	.250	1-2	.500	0-0	.000	0	2	2	2.3	1	2	0	0	0	3	6.8	
Alcorn	11/22/2023	*	28:09	2-8	.250	0-5	.000	3-3	1.000	0	5	5	2.8	1	8	0	0	0	7	6.8	
Texas St.	11/25/2023	*	23:57	6-7	.857	0-1	.000	2-2	1.000	0	2	2	2.7	4	1	1	0	0	14	8.0	
Abilene Christian	11/29/2023	*	25:55	5-9	.556	2-4	.500	2-3	.667	0	0	0	2.3	3	2	3	1	1	14	8.9	
at Grand Canyon	12/02/2023	*	08:09	0-3	.000	0-1	.000	0-0	.000	0	0	0	2.0	1	1	0	0	0	0	7.8	
North Texas-Dallas	12/06/2023	*	12:31	1-5	.200	0-1	.000	2-2	1.000	0	1	1	1.9	2	0	0	0	2	4	7.3	
vs Air Force	12/16/2023	*	30:32	1-3	.333	0-1	.000	0-0	.000	0	3	3	2.0	3	3	1	0	2	2	6.8	
at Texas Tech	12/21/2023	*	32:05	5-11	.455	4-6	.667	2-2	1.000	0	8	8	2.5	0	3	3	1	1	16	7.6	
at North Texas	12/23/2023	*	25:23	3-6	.500	2-5	.400	1-2	.500	1	1	2	2.5	2	0	1	0	2	9	7.8	
at Texas	01/01/2024	*	29:33	3-11	.273	2-6	.333	0-0	.000	1	2	3	2.5	1	2	2	0	2	8	7.8	
at Tarleton St.	01/04/2024	*	29:25	3-7	.429	2-4	.500	2-2	1.000	0	4	4	2.6	2	4	2	1	0	10	7.9	
at SFA	01/06/2024	*	33:15	6-13	.462	4-7	.571	0-2	.000	0	4	4	2.7	0	5	2	1	2	16	8.5	
Utah Valley	01/11/2024	*	24:60	4-8	.500	3-6	.500	2-2	1.000	0	1	1	2.6	3	5	2	0	1	13	8.8	
Seattle U	01/13/2024	*	31:14	2-7	.286	0-5	.000	5-6	.833	1	4	5	2.8	4	8	2	0	1	9	8.8	
UTRGV	01/18/2024	*	20:20	1-5	.200	1-3	.333	0-0	.000	0	1	1	2.7	1	1	2	0	0	3	8.4	
at Abilene Christian	01/20/2024	*	29:44	4-14	.286	1-6	.167	2-2	1.000	1	1	2	2.6	4	1	2	1	3	11	8.6	
Grand Canyon	01/27/2024	*	26:35	0-4	.000	0-1	.000	2-2	1.000	0	5	5	2.8	2	3	1	0	0	2	8.3	
at Southern Utah	02/01/2024	*	09:25	0-3	.000	0-1	.000	0-0	.000	0	0	0	2.6	1	1	0	0	0	0	7.9	
at Utah Tech	02/03/2024	*	31:37	3-12	.250	2-8	.250	1-2	.500	1	6	7	2.8	2	1	2	0	3	9	7.9	
at California Baptist	02/08/2024	*	21:17	2-5	.400	0-2	.000	0-2	.000	0	1	1	2.7	3	4	2	0	2	4	7.7	
SFA	02/10/2024	*	07:04	0-1	.000	0-0	.000	0-0	.000	0	0	0	2.6	0	0	0	0	0	0	7.4	
Tarleton St.	02/15/2024	*	17:47	2-7	.286	2-6	.333	0-0	.000	1	2	3	2.6	1	0	0	0	3	6	7.4	
at UTRGV	02/17/2024	*	10:00	2-4	.500	2-2	1.000	0-0	.000	0	0	0	2.5	1	1	0	0	0	6	7.3	
Southern Utah	02/22/2024	*	12:32	0-1	.000	0-0	.000	3-4	.750	0	0	0	2.4	3	1	0	0	0	3	7.1	
Utah Tech	02/24/2024	*	22:53	1-4	.250	1-3	.333	0-0	.000	0	2	2	2.4	1	1	2	1	1	3	7.0	
at Seattle U	02/29/2024	*	13:37	1-3	.333	0-1	.000	0-0	.000	0	0	0	2.3	1	3	0	0	1	2	6.8	
at Utah Valley	03/02/2024	*	11:26	1-4	.250	1-2	.500	0-0	.000	0	2	2	2.3	1	2	1	0	3	3	6.7	
California Baptist	03/07/2024	*	10:16	1-2	.500	0-1	.000	2-2	1.000	0	3	3	2.4	3	1	1	0	0	4	6.6	
vs SFA	03/14/2024	*	26:59	3-5	.600	3-5	.600	0-0	.000	0	5	5	2.4	2	6	4	0	0	9	6.7	
vs Tarleton St.	03/15/2024	*	23:14	1-5	.200	1-4	.250	1-2	.500	0	1	1	2.4	0	1	0	0	0	4	6.6	
vs Grand Canyon	03/16/2024	*	18:34	4-5	.800	2-3	.667	0-0	.000	0	4	4	2.4	5	4	1	0	1	10	6.7	
Totals			15	736:24	77-207	.372	42-114	.368	32-42	.762	7	76	83	2.4	64	80	42	6	32	228	6.7

• Three-time all-district selection at North Crowley High School.

• Has 4 brothers and 2 sisters.

• Shortly after his father passed away when he was 19, he was struggling to deal with his emotions, so he started writing/making a diary. One of his friends encouraged him to begin rapping, so he started going to a music studio. Released his first song when he was 20, and now 4+ years later he has 600 songs.

• His artist name is Baby Boy Polo; his father loved the clothing brand Polo, and he used to always call Akili 'baby boy'.

• 2021-22 at Texas Wesleyan, 2020-21 at West Florida; 2019-20 at McLennan CC, 2018-19 at Jacksonville (TX).





BRANDYN TALBOT

TORONTO, ONTARIO

JR. × G × 6-5 × 181

brand-IN

@brandyn

@brandyn



COMPLETE BIO

High School: Dream City Christian (Glendale, Ariz.)

RECORD HIGHS

POINTS

Career 15, 3x, Last vs. Grand Canyon (3/7/23)
Season 14 vs. Abilene Christian (11/29/23)

REBOUNDS

Career 8 vs. Howard Payne (12/22/20)
Season 7 @ New Mexico (11/16/23)

ASSISTS

Career 8 vs. Utah Tech (2/25/23)
Season 5, 3x, Last vs. Southern Utah (2/22/24)

STEALS

Career 2, 3x, Last @ Abilene Christian (1/20/24)
Season 2 @ Abilene Christian (1/20/24)

FIELD GOALS MADE

Career 5, 5x, Last vs. Abilene Christian (11/29/23)
Season 5 vs. Abilene Christian (11/29/23)

3-POINT FIELD GOALS MADE

Career 5, 3x, Last vs. Grand Canyon (3/7/23)
Season 4, 2x, Last vs. Abilene Christian (11/29/23)

FREE THROWS MADE

Career 4, 2x, Last @ San Francisco (12/19/22)
Season 3 vs. Seattle U (1/13/24)

MINUTES

Career 34, 2x, Last vs. Texas State (11/25/23)
Season 34 vs. Texas State (11/25/23)

MISCELLANEOUS

	Season	Career
Double-Figure Points	6	15
20+ Points	--	--
5+ 3-Pointers	--	3
3+ Rebounds	12	21
Games w/ A Steal	7	16

• **First Job:** Construction worker putting down garage flooring.

• **Bucket List:** Travel to another continent.

• **Pet Peeve:** Lying | • **Fear:** Death

• **Go-To Food:** In-N-Out Burger

• **Must-Have App:** Instagram

CAREER STATS

BIO BLAST

2023-24: UTA was 10-0 when he made at least two 3-pointers in a game ... missed three games from Dec. 21-Jan. 1 with a concussion ... had made 19-straight free throws from Nov. 12, 2022, until a miss in the final minute on Jan. 11, 2024 ... back-to-back double-figure scoring games for the first time this year with 11 each versus Seattle U and UT Rio Grande Valley ... game-winning 3-pointer with 3.3 seconds left in the WAC semifinal vs. Tarleton State.

2022-23: Averaged 5.3 points and 1.6 assists ... over the final seven games of the season following a coaching change, he made 19 3-pointers; in his first 20 games of the year versus Division-I competition he knocked down 15.

GAME-BY-GAME STATS

Opponent	Date	GS	MIN	Total		3-Pointers		Free throws		Rebounds				PF	A	TO	BLK	STL	PTS	AVG	
				FG-FGA	PCT	3FG-3FGA	PCT	FT-FTA	PCT	OFF	DEF	TOT	AVG								
Oral Roberts	11/06/2023	*	26:17	3-8	.375	3-5	.600	2-2	1.000	2	1	3	3.0	2	5	2	0	1	11	11.0	
UT Tyler	11/11/2023	*	17:38	2-6	.333	1-5	.200	0-0	.000	0	0	0	1.5	0	5	2	0	0	5	8.0	
at New Mexico	11/16/2023	*	27:39	3-10	.300	1-5	.200	0-0	.000	1	6	7	3.3	3	2	1	0	1	7	7.7	
at Arizona	11/19/2023	*	25:06	2-9	.222	1-8	.125	0-0	.000	0	0	0	2.5	1	2	1	0	1	5	7.0	
Alcorn	11/22/2023	*	29:40	4-8	.500	4-8	.500	0-0	.000	1	2	3	2.6	1	1	1	0	1	12	8.0	
Texas St.	11/25/2023	*	33:33	4-9	.444	1-4	.250	0-0	.000	0	2	2	2.5	1	1	1	0	0	9	8.2	
Abilene Christian	11/29/2023	*	25:58	5-8	.625	4-6	.667	0-0	.000	0	2	2	2.4	3	2	2	0	0	14	9.0	
at Grand Canyon	12/02/2023	*	09:41	0-1	.000	0-1	.000	0-0	.000	0	1	1	2.3	3	1	0	0	1	0	7.9	
North Texas-Dallas	12/06/2023	*	15:04	2-3	.667	1-1	1.000	0-0	.000	1	1	2	2.2	0	1	0	0	0	5	7.6	
vs Air Force	12/16/2023	*	14:21	1-4	.250	0-2	.000	0-0	.000	0	1	1	2.1	2	1	0	0	0	2	7.0	
at Tarleton St.	01/04/2024	*	11:39	0-2	.000	0-1	.000	0-0	.000	1	2	3	2.2	0	0	0	0	0	0	6.4	
at SFA	01/06/2024	*	08:56	0-4	.000	0-4	.000	2-2	1.000	0	0	0	2.0	0	1	0	0	0	2	6.0	
Utah Valley	01/11/2024	*	24:04	3-6	.500	3-6	.500	0-1	.000	2	3	5	2.2	1	3	1	1	0	9	6.2	
Seattle U	01/13/2024	*	27:45	3-10	.300	2-7	.286	3-4	.750	2	2	4	2.4	1	2	2	0	0	11	6.6	
UTRGV	01/18/2024	*	18:37	3-10	.300	3-8	.375	2-2	1.000	1	2	3	2.4	1	1	1	0	0	11	6.9	
at Abilene Christian	01/20/2024	*	12:52	0-4	.000	0-3	.000	0-0	.000	1	2	3	2.4	1	0	1	0	2	0	6.4	
Grand Canyon	01/27/2024	*	03:56	1-2	.500	1-2	.500	0-0	.000	0	0	0	2.3	1	0	1	0	0	3	6.2	
at Southern Utah	02/01/2024	*	27:35	3-5	.600	2-4	.500	2-2	1.000	1	4	5	2.4	0	2	4	0	0	10	6.4	
at Utah Tech	02/03/2024	*	09:42	0-2	.000	0-0	.000	0-0	.000	1	0	1	2.4	2	2	0	0	0	0	6.1	
at California Baptist	02/08/2024	*	19:08	4-4	1.000	1-1	1.000	0-0	.000	1	1	2	2.4	2	1	0	1	0	9	6.3	
SFA	02/10/2024	*	08:28	0-2	.000	0-2	.000	0-0	.000	0	0	0	2.2	1	0	1	0	0	0	6.0	
Tarleton St.	02/15/2024	*	02:37	0-1	.000	0-1	.000	0-0	.000	0	0	0	2.1	0	0	2	0	0	0	5.7	
at UTRGV	02/17/2024	*	18:07	3-5	.600	3-5	.600	0-0	.000	0	2	2	2.1	4	1	0	0	0	9	5.8	
Southern Utah	02/22/2024	*	17:28	2-4	.500	1-2	.500	1-2	.500	0	0	0	2.0	0	5	0	0	0	6	5.8	
Utah Tech	02/24/2024	*	10:43	1-1	1.000	1-1	1.000	0-0	.000	0	2	2	2.0	2	1	0	0	1	3	5.7	
at Seattle U	02/29/2024	*	11:06	1-2	.500	1-2	.500	0-0	.000	0	1	1	2.0	0	0	0	0	0	3	5.6	
at Utah Valley	03/02/2024	*	18:17	2-3	.667	1-2	.500	0-0	.000	1	2	3	2.0	0	0	2	0	0	5	5.6	
California Baptist	03/07/2024	*	14:44	1-1	1.000	1-1	1.000	1-2	.500	0	1	1	2.0	0	1	0	0	0	4	5.5	
vs SFA	03/14/2024	*	18:49	3-8	.375	3-7	.429	0-0	.000	1	2	3	2.0	0	1	0	0	0	9	5.7	
vs Tarleton St.	03/15/2024	*	14:11	2-2	1.000	2-2	1.000	0-0	.000	2	1	3	2.1	2	2	0	0	0	6	5.7	
vs Grand Canyon	03/16/2024	*	22:14	2-3	.667	1-2	.500	2-3	.667	0	2	2	2.1	2	2	0	1	0	7	5.7	
Totals			12	545:55	60-147	.408	42-108	.389	15-20	.750	19	45	64	2.1	36	46	25	3	8	177	5.7

SEASON	TEAM	GP-GS	MIN/AVG	Field Goals		3-Point		F-Throws		Rebounds				Scoring						
				FG-FGA	FG%	3FG-3FGA	3FG%	FT-FTA	FT%	OFF	DEF	TOT	AVG	PF-FO	A	TO	BLK	STL	PTS	AVG
2020-21	UTA	12-0	100/8.3	12-38	.316	8-28	.286	7-12	.583	0	15	15	1.3	11-0	7	12	1	1	39	3.3
2021-22	UTA	24-3	281/11.7	29-85	.341	23-73	.315	2-2	1.000	2	18	20	0.8	15-0	14	19	1	6	83	3.5
2022-23	UTA	30-1	475/15.8	52-147	.354	38-109	.349	17-18	.944	2	29	31	1.0	34-1	48	20	3	6	159	5.3
2023-24	UTA	31-12	546/17.6	60-147	.408	42-108	.389	15-20	.750	19	45	64	2.1	36-0	46	25	3	8	177	5.7
TOTAL		97-16	1401/14.4	153-417	.367	111-318	.349	41-52	.788	23	107	130	1.3	96-1	115	76	8	21	458	4.7

8



CHAUNCEY GIBSON

DALLAS, TX

R-FR. × G × 6-5 × 190



COMPLETE BIO



Previous Schools: Tulsa / Clemson × High School: Kimball

RECORD HIGHS

POINTS

Career 12 vs Stephen F. Austin (2/10/24)
Season Same As Career

REBOUNDS

Career 4 @ UTRGV (2/17/24)
Season Same As Career

ASSISTS

Career 3 vs Stephen F. Austin (2/10/24)
Season Same As Career

STEALS

Career 1 vs. Tarleton State (2/15/24)
Season Same As Career

FIELD GOALS MADE

Career 5 vs Stephen F. Austin (2/10/24)
Season Same As Career

3-POINT FIELD GOALS MADE

Career 2 vs Stephen F. Austin (2/10/24)
Season Same As Career

FREE THROWS MADE

Career
Season Same As Career

MINUTES

Career 24 vs Stephen F. Austin (2/10/24)
Season Same As Career

MISCELLANEOUS

	Season	Career
Double-Figure Points	1	1
20+ Points	--	--
5+ 3-Pointers	--	--
3+ Rebounds	2	2
Games w/ A Steal	1	1

"We're excited to have another local DFW product on our roster," said UTA head coach KT Turner. "I originally recruited Chauncey in high school, so I've been following him for a while. He's a skilled, long talent who can play multiple positions, shoots the ball well and is a high-IQ player."

CAREER STATS

SEASON	TEAM	GP-GS	MIN/AVG	Field Goals		3-Point		F-Throws		Rebounds				Scoring						
				FG-FGA	FG%	3FG-3FGA	3FG%	FT-FTA	FT%	OFF	DEF	TOT	AVG	PF	FO	A	TO	BLK	STL	PTS
2023-24	UTA	4-0	53/13.2	7-23	.304	4-15	.267	0-0	.000	2	7	9	2.3	3-0	3	5	1	1	18	4.5
TOTAL		4-0	53/13.2	7-23	.304	4-15	.267	0-0	.000	2	7	9	2.3	3-0	3	5	1	1	18	4.5

BIO BLAST

Had a waiver approved by the NCAA on Feb. 9, which granted him immediate eligibility.

2023-24: Made his collegiate debut on Feb. 10 versus Stephen F. Austin, scoring 12 points on 5-12 shooting, issuing three assists and pulling down two rebounds in 24 minutes off the bench ... made a 3-pointer in each of the next two games ... did not play the final seven games due to personal reasons.

Joined the program in January after spending the 2022-23 season at Clemson and the summer/fall of 2023 at Tulsa.

Despite court and NCAA rulings in December granting immediate eligibility to multi-time transfers, Gibson was unable to compete until the waiver was approved.

An NCAA bylaw prohibits instant eligibility for mid-year transfers in basketball and other select sports.

GAME-BY-GAME STATS

Opponent	Date	GS	MIN	Total		3-Pointers		Free throws		Rebounds				PF	A	TO	BLK	STL	PTS	AVG
				FG-FGA	PCT	3FG-3FGA	PCT	FT-FTA	PCT	OFF	DEF	TOT	AVG							
SFA	02/10/2024		24:09	5-12	.417	2-6	.333	0-0	.000	1	1	2	2.0	2	3	1	0	0	12	12.0
Tarleton St.	02/15/2024		11:49	1-6	.167	1-6	.167	0-0	.000	0	3	3	2.5	0	0	2	0	1	3	7.5
at UTRGV	02/17/2024		14:45	1-4	.250	1-2	.500	0-0	.000	1	3	4	3.0	1	0	2	1	0	3	6.0
Southern Utah	02/22/2024		02:04	0-1	.000	0-1	.000	0-0	.000	0	0	0	2.3	0	0	0	0	0	0	4.5
Totals		0	52:48	7-23	.304	4-15	.267	0-0	.000	2	7	9	2.3	3	3	5	1	1	18	4.5

The 6-5, 190-pound combo guard averaged 17.6 points, 7 rebounds and 5 assists per game as a senior at Kimball as part of 1,743 career high school points. He was ranked as the No. 23 player in Texas and originally chose Clemson over Texas Tech, SMU and Old Dominion.

After not playing and utilizing a redshirt year in 2022-23 at Clemson, Gibson transferred to Tulsa last spring. The consensus top-110 recruit in the Class of 2022 did not suit up for the Golden Hurricane this fall, and joined UTA earlier this month for the spring semester.

A 3-start recruit coming out of Dallas Kimball High School in 2022, Gibson is a redshirt freshman with three years of eligibility remaining, and potentially four years pending additional waivers (separate from the one already approved).

While Gibson was not competing in games for the Mavs until Feb. 10, he was able to participate in practices – a similar scenario to Phillip Russell during the fall before he received eligibility in mid-December.





11



DWAYNE KOROMA

BERLIN, GERMANY

R-SO. × F × G-8 × 205

kuh-rome-uh

@dwayneleroy2

@dwaynekoroma



COMPLETE BIO

Previous Schools: Salt Lake Community College / Iona × High School: Bishop Walsh (MD)

RECORD HIGHS

POINTS

Career 18 vs. Casper (11/4/22)
D-I 12, 2x, Last vs. Tarleton State (3/15/24)
Season Same As D-I

REBOUNDS

Career 11, 4x, Last vs. Oral Roberts (11/6/23)
D-I 11 vs. Oral Roberts (11/6/23)
Season Same As D-I

OFFENSIVE REBOUNDS

Career 6, 2x, Last vs. Oral Roberts (11/6/23)
D-I 6 vs. Oral Roberts (11/6/23)
Season Same As D-I

ASSISTS

Career 8 @ Community Christian (CA) (1/6/23)
D-I 3, 5x, Last vs. Stephen F. Austin (3/14/24)
Season 3, 2x, Last vs. Stephen F. Austin (3/14/24)

BLOCKS

Career 3 @ Community Christian (CA) (1/6/23)
D-I 2 vs. Morgan State (12/8/20)
Season 1, 5x, Last vs. Utah Tech (2/24/24)

FIELD GOALS MADE

Career 8 vs. Eastern Wyoming (11/19/22)
D-I 6 vs. Alcorn State (11/22/23)
Season Same As D-I

FREE THROWS MADE

Career 12 vs. Casper (11/4/22)
D-I 4, 2x, Last vs. Utah Tech (2/24/24)
Season Same As D-I

MINUTES

Career 31 @ Grand Canyon (12/2/23)
D-I Same As Career
Season Same As Career

MISCELLANEOUS

	Season	Career
Double-Figure Points	6	20
15+ Points	--	6
Double-Doubles	--	4
Double-Figure Rebounds	1	5
5+ Offensive Rebounds	1	2
3+ Assists	2	12
3+ Steals	--	4

CAREER STATS (D-I ONLY)

SEASON	TEAM	GP-GS	MIN/AVG	FG-FGA	FG%	3FG-3FGA	3FG%	FT-FTA	FT%	OFF	DEF	TOT	AVG	PF-FO	A	TO	BLK	STL	PTS	AVG
2020-21	Iona	18-12	274/15.2	21-49	.429	1-6	.167	5-15	.333	17	45	62	3.4	51-4	20	22	4	6	48	2.7
2023-24	UTA	33-14	481/14.6	56-84	.667	5-13	.385	26-45	.578	41	48	89	2.7	68-2	20	25	5	13	143	4.3
TOTAL FOR UTA		33-14	481/14.6	56-84	.667	5-13	.385	26-45	.578	41	48	89	2.7	68-2	20	25	5	13	143	4.3
TOTAL		51-26	755/14.8	77-133	.579	6-19	.316	31-60	.517	58	93	151	3.0	119-6	40	47	9	19	191	3.7

BIO BLAST

2023-24: Four of his six double-figure point games came in the last six outings ... went a perfect 5-5 from the floor to tie for the best percentage in program history vs. CBU; also went 5-5 a week later in the WAC Tournament semifinals vs. Tarleton State (list: page 51).

2022-23 AT SALT LAKE CC: Averaged 9 points, 5 rebounds, 1.6 assists and 1.1 steals ... helped the Bruins to the NJ-CAA Tournament Second Round.

2021-22 AT SALT LAKE CC: Utilized a redshirt season and did not play after enrolling and transferring in mid-year.

2020-21 AT IONA: Made 10-straight starts to end the year, including the MAAC Championship and NCAA Tournament.

Last year at Salt Lake CC, he shot a gaudy 70.1% (94-134) from the floor, which was the 5th-highest percentage nationally. He was the only player in the country to connect at a 70% rate from the floor and the free throw line (72.1). The last time a JUCO player at any level (Division I, II or III) shot at least 70% from both the field and charity stripe for a season was 2019-20.

PAINT TOUCHES

• Grew up in Germany but moved to the United States in September of 2019 to complete his senior year of high school at Bishop Walsh in Cumberland, Md., where he was rated as a 3-star recruit.

• Played club ball in Europe for the Berlin Tigers.

• Cousin, Brandon Coleman, is a starting offensive lineman at TCU.

• Plays chess online.

GAME-BY-GAME STATS

Opponent	Date	GS	MIN	FG-FGA	FG%	3FG-3FGA	3FG%	FT-FTA	FT%	OFF	DEF	TOT	AVG	PF	A	TO	BLK	STL	PTS	AVG	
Oral Roberts	11/06/2023	*	26:56	1-2	.500	0-1	.000	1-2	.500	6	5	11	11.0	4	0	3	0	0	3	3.0	
UT Tyler	11/11/2023	*	21:03	3-7	.429	0-3	.000	0-0	.000	1	4	5	8.0	2	2	0	1	1	6	4.5	
at New Mexico	11/16/2023	*	24:51	0-0	.000	0-0	.000	0-0	.000	2	3	5	7.0	5	2	1	0	1	0	3.0	
at Arizona	11/19/2023	*	22:34	2-4	.500	0-1	.000	2-6	.333	2	3	5	6.5	1	2	1	0	3	6	3.8	
Alcorn	11/22/2023	*	29:38	6-9	.667	0-1	.000	0-1	.000	3	1	4	6.0	2	3	1	0	0	12	5.4	
Texas St.	11/25/2023	*	26:58	2-4	.500	0-1	.000	3-4	.750	0	3	3	5.5	5	2	3	1	0	7	5.7	
Abilene Christian	11/29/2023	*	09:46	2-3	.667	0-0	.000	1-2	.500	0	1	1	4.9	1	0	1	0	0	5	5.6	
at Grand Canyon	12/02/2023	*	30:54	3-4	.750	0-0	.000	4-4	1.000	3	5	8	5.3	2	1	0	0	0	10	6.1	
vs Air Force	12/16/2023	*	11:54	1-2	.500	0-0	.000	0-0	.000	1	0	1	4.8	1	1	1	0	1	2	5.7	
at Texas Tech	12/21/2023	*	18:38	2-2	1.000	0-0	.000	0-0	.000	4	0	4	4.7	2	1	1	0	0	4	5.5	
at North Texas	12/23/2023	*	13:12	1-3	.333	0-0	.000	1-2	.500	1	0	1	4.4	1	0	2	1	0	3	5.3	
at Texas	01/01/2024	*	08:37	1-2	.500	0-0	.000	0-0	.000	1	0	1	4.1	0	0	0	0	0	2	5.0	
at Tarleton St.	01/04/2024	*	20:55	1-2	.500	0-0	.000	0-0	.000	2	2	4	4.1	3	0	1	0	1	2	4.8	
at SFA	01/06/2024	*	14:42	0-1	.000	0-0	.000	3-6	.500	2	1	3	4.0	2	0	1	0	2	3	4.6	
Utah Valley	01/11/2024	*	15:27	2-4	.500	1-1	1.000	2-4	.500	1	0	1	3.8	3	0	0	0	0	7	4.8	
Seattle U	01/13/2024	*	12:02	1-2	.500	0-0	.000	0-0	.000	1	0	1	3.6	1	0	1	1	0	2	4.6	
UTRGV	01/18/2024	*	05:32	1-1	1.000	0-0	.000	0-0	.000	1	0	1	3.5	1	0	0	0	1	2	4.5	
at Abilene Christian	01/20/2024	*	11:01	0-0	.000	0-0	.000	1-2	.500	1	4	5	3.6	2	1	0	0	0	1	4.3	
Grand Canyon	01/27/2024	*	02:13	0-0	.000	0-0	.000	0-0	.000	0	0	0	3.4	2	0	0	0	0	0	4.1	
at Southern Utah	02/01/2024	*	01:17	0-0	.000	0-0	.000	0-0	.000	0	0	0	3.2	0	0	0	0	0	0	3.9	
at Utah Tech	02/03/2024	*	06:02	2-3	.667	0-0	.000	0-0	.000	1	0	1	3.1	1	0	0	0	0	4	3.9	
at California Baptist	02/08/2024	*	01:18	0-0	.000	0-0	.000	0-0	.000	0	0	0	3.0	0	0	0	0	0	0	3.7	
SFA	02/10/2024	*	09:33	1-1	1.000	0-0	.000	0-0	.000	0	1	1	2.9	4	0	1	0	1	2	3.6	
Tarleton St.	02/15/2024	*	09:33	0-0	.000	0-0	.000	0-0	.000	0	1	1	2.8	0	0	1	0	0	0	3.5	
at UTRGV	02/17/2024	*	10:20	1-1	1.000	0-0	.000	0-0	.000	0	2	2	2.8	1	0	2	0	0	2	3.4	
Southern Utah	02/22/2024	*	12:49	3-3	1.000	0-0	.000	0-2	.000	0	2	2	2.7	2	1	1	0	0	6	3.5	
Utah Tech	02/24/2024	*	14:20	0-0	.000	0-0	.000	4-4	1.000	0	0	0	2.6	3	1	0	1	1	4	3.5	
at Seattle U	02/29/2024	*	17:05	5-6	.833	1-1	1.000	0-0	.000	1	2	3	2.6	2	0	0	0	1	11	3.8	
at Utah Valley	03/02/2024	*	06:14	0-1	.000	0-0	.000	0-2	.000	0	1	1	2.6	2	0	1	0	0	0	3.7	
California Baptist	03/07/2024	*	12:35	5-5	1.000	0-0	.000	0-0	.000	3	1	4	2.6	3	0	1	0	0	10	3.9	
vs SFA	03/14/2024	*	23:10	4-5	.800	1-2	.500	2-2	1.000	3	3	6	2.7	2	3	0	0	0	11	4.1	
vs Tarleton St.	03/15/2024	*	15:04	5-5	1.000	2-2	1.000	0-0	.000	1	1	2	2.7	4	0	0	0	0	12	4.3	
vs Grand Canyon	03/16/2024	*	15:12	1-2	.500	0-0	.000	2-2	1.000	0	2	2	2.7	4	0	1	0	0	4	4.3	
Totals			14	481:26	56-84	.667	5-13	.385	26-45	.578	41	48	89	2.7	68	20	25	5	13	143	4.3

12



MISSED ALL BUT TWO GAMES DUE TO AN ANKLE INJURY/SURGERY

FREDS PAULS BAGATSKIS

RIGA, LATVIA

SO. × F × G-8 × 180

fred paul buh-GAT-skis

@fredspauls

@fredspauls

COMPLETE BIO



Previous Schools: Georgia Tech × High School: Complejo Educativo Mas Camarena (Valencia, Spain)

RECORD HIGHS

POINTS

Career 11 vs. UT Tyler (11/11/23)
Season Same As Career

REBOUNDS

Career 3 vs. UT Tyler (11/11/23)
Season Same As Career

ASSISTS

Career
Season

STEALS

Career
Season

FIELD GOALS MADE

Career 3 vs. UT Tyler (11/11/23)
Season Same As Career

3-POINTERS MADE

Career 3 vs. UT Tyler (11/11/23)
Season Same As Career

FREE THROWS MADE

Career 2 vs. UT Tyler (11/11/23)
Season Same As Career

MINUTES

Career 18 vs. UT Tyler (11/11/23)
Season Same As Career

MISCELLANEOUS

Season Career

Double-Figure Points 1 1

20+ Points -- --

Double-Doubles -- --

5+ 3-Pointers -- --

3+ Assists -- --

• Played for the Latvian U16, U18 and U20 teams; the U20 event took place this summer (more info: page 5).

• In 2021-22, he played for Valencia's club team in Spain's LEB Silver League.

• Suited up for Valencia's U18 team from 2019-21, averaging 8.9 PPG.

CAREER STATS

SEASON	TEAM	GP-GS	MIN/AVG	Field Goals		3-Point		F-Throws		Rebounds				Scoring						
				FG-FGA	FG%	3FG-3FGA	3FG%	FT-FTA	FT%	OFF	DEF	TOT	AVG	PF-FO	A TO BLK	STL	PTS	AVG		
2022-23	GaTech	9-0	26/2.9	3-8	.375	2-6	.333	0-0	.000	0	0	0	0.0	3-0	0	0	0	0	8	0.9
2023-24	UTA	2-0	21/10.6	3-8	.375	3-7	.429	3-5	.600	0	3	3	1.5	0-0	0	0	0	0	12	6.0
TOTAL FOR UTA		2-0	21/10.6	3-8	.375	3-7	.429	3-5	.600	0	3	3	1.5	0-0	0	0	0	0	12	6.0
TOTAL		11-0	47/4.3	6-16	.375	5-13	.385	3-5	.600	0	3	3	0.3	3-0	0	0	0	0	20	1.8

BIO BLAST

Did not play after Nov. 11 due to an ankle injury suffered in practice the week of Nov. 13 ... had surgery in mid-December and missed the rest of the season.

Transferred to UTA from Georgia Tech following his freshman season in 2022-23 ... can stretch the floor with his long-range shooting prowess, and boasts a wealth of international experience ... chose Georgia Tech over Xavier and several other notable Big East programs ... played sparingly with the Yellow Jackets, who employed an extremely minimal rotation.

2022-23 AT GEORGIA TECH: Played in nine games, including five ACC contests ... scored his first collegiate points on a 3-pointer against Marquette (Nov. 23).

GAME-BY-GAME STATS

Opponent	Date	GS	MIN	Total		3-Pointers		Free throws		Rebounds				PF	A	TO	BLK	STL	PTS	AVG
				FG-FGA	PCT	3FG-3FGA	PCT	FT-FTA	PCT	OFF	DEF	TOT	AVG							
Oral Roberts	11/06/2023		03:20	0-1	.000	0-1	.000	1-2	.500	0	0	0	0.0	0	0	0	0	0	1	1.0
UT Tyler	11/11/2023		17:55	3-7	.429	3-6	.500	2-3	.667	0	3	3	1.5	0	0	0	0	0	11	6.0
Totals		0	21:15	3-8	.375	3-7	.429	3-5	.600	0	3	3	1.5	0	0	0	0	0	12	6.0

PAINT TOUCHES

• Moved from Latvia to Valencia, Spain, at the age of 14 to attend school and better develop his game at one of the elite facilities in Europe.

• Father, Ainars, played professionally in Europe and for the Latvian National Team for two decades before going on to be the head coach of the national side from 2011-17. Ainars is currently the head coach of CSO Voluntari in Romania.

• Ainars was previously the head coach of the Ukraine National Team from 2019-22; at the time he was just the second non-native Ukrainian to serve as the country's head coach (American Mike Fratello from 2011-14).

• Freds learned his shooting aptitude from his father, who earned the nickname 'The Golden Hand' as a career 40% 3-point shooter and 90% free-throw maker. He is still the all-time leading scorer for the Latvian National Team.



KADE DOUGLAS

LANCASTER, TX FR. x G x 6-2 x 170



COMPLETE BIO



High School: Lancaster

RECORD HIGHS

POINTS	
Career	20 vs. Alcorn State (11/22/23)
Season	Same As Career
REBOUNDS	
Career	5 vs. Alcorn State (11/22/23)
Season	Same As Career
ASSISTS	
Career	4 vs. Abilene Christian (11/29/23)
Season	Same As Career
STEALS	
Career	1, 3x, Last @ Stephen F. Austin (1/6/24)
Season	Same As Career
FIELD GOALS MADE	
Career	7 vs. Alcorn State (11/22/23)
Season	Same As Career
3-POINTERS MADE	
Career	6 vs. Alcorn State (11/22/23)
Season	Same As Career
FREE THROWS MADE	
Career	3, 3x, Last @ Stephen F. Austin (1/6/24)
Season	Same As Career
MINUTES	
Career	32 @ Stephen F. Austin (1/6/24)
Season	Same As Career

BIO BLAST

The only early signing period commitment of the 2023 Class which occurred in November of 2022 ... 3-star recruit by well-respected recruiting service 247Sports ... ranked as the #39 combo guard in the nation and the #31 overall recruit in Texas ... hometown is just 30 minutes from UTA's campus.

2023-24: 83% of his points (105 of 127) came via the 3-pointer (35 makes); five games of 3+ triples ... team-high 17 points at #21 Texas on the strength of five 3-pointers.

HIGH SCHOOL: As a senior in 2022-23, he was named the District 14-5A MVP ... 2021-22 District 14-5A First Team ... 2020-21 District 14-5A Sophomore of the Year ... All-State Academic Team member with a 4.0 GPA.

PAINT TOUCHES

Coached by his father, Ferrin, at Lancaster, who won District 14-5A Coach of the Year in 2022-23, and was Co-Coach of the Year in 2021-22.

Best part about being coached by his dad was creating life-long memories. Biggest thing he learned as being a coach's son was accountability.

Won three-straight flag football state championships between 6th-8th grade while playing cornerback.

Wants to get into commercial real estate following his basketball career.

Pet Peeve: People who smack their lips/chew loudly.

Go-To Food Place Back Home: Hickory House

MISCELLANEOUS

	Season	Career
Double-Figure Points	4	4
20+ Points	1	1
Double-Doubles	--	--
5+ 3-Pointers	3	3
5+ Assists	--	--
3+ Steals	--	--

- **Bucket-List Item:** Skydive
- **Bad Habit:** Being Too Hard On Himself
- **Must-Have App:** TikTok
- **Major:** Business Marketing
- **Go-To Food:** Chick-fil-A
- **Roommate:** Makaih Williams

GAME-BY-GAME STATS

Opponent	Date	GS	MIN	Total		3-Pointers		Free throws		Rebounds				PF			PTS	AVG			
				FG-FGA	PCT	3FG-3FGA	PCT	FT-FTA	PCT	OFF	DEF	TOT	AVG	PF	A	TO			BLK	STL	
UT Tyler	11/11/2023		13:06	5-11	.455	5-11	.455	3-3	1.000	0	1	1	1.0	1	0	0	0	18	18.0		
at New Mexico	11/16/2023		04:39	1-4	.250	1-3	.333	0-0	.000	1	0	1	1.0	1	0	0	0	3	10.5		
at Arizona	11/19/2023		07:18	1-3	.333	1-3	.333	0-0	.000	0	0	0	0.7	0	0	1	0	3	8.0		
Alcorn	11/22/2023		27:36	7-13	.538	6-12	.500	0-0	.000	1	4	5	1.8	1	3	2	0	20	11.0		
Texas St.	11/25/2023		12:27	0-2	.000	0-2	.000	1-2	.500	0	3	3	2.0	0	2	0	0	1	9.0		
Abilene Christian	11/29/2023		19:21	3-6	.500	3-6	.500	0-0	.000	1	1	2	2.0	2	4	2	0	9	9.0		
at Grand Canyon	12/02/2023		22:00	3-5	.600	3-5	.600	0-1	.000	0	0	0	1.7	3	0	1	0	9	9.0		
North Texas-Dallas	12/06/2023		23:35	0-3	.000	0-2	.000	0-0	.000	0	1	1	1.6	3	3	1	0	0	7.9		
vs Air Force	12/16/2023		23:46	3-7	.429	3-7	.429	0-0	.000	0	1	1	1.6	2	3	2	1	9	8.0		
at Texas Tech	12/21/2023		20:48	3-9	.333	2-8	.250	0-0	.000	0	2	2	1.6	1	1	1	0	8	8.0		
at North Texas	12/23/2023		17:57	0-5	.000	0-3	.000	0-0	.000	0	0	0	1.5	1	0	2	0	0	7.3		
at Texas	01/01/2024		31:13	6-12	.500	5-10	.500	0-0	.000	1	1	2	1.5	2	1	2	0	17	8.1		
at Tarleton St.	01/04/2024		08:20	0-3	.000	0-3	.000	0-0	.000	0	2	2	1.5	0	0	1	0	0	7.5		
at SFA	01/06/2024	*	31:44	4-10	.400	2-7	.286	3-4	.750	1	3	4	1.7	4	0	2	0	13	7.9		
Utah Valley	01/11/2024		12:56	0-5	.000	0-4	.000	1-2	.500	1	0	1	1.7	1	1	1	0	1	7.4		
Seattle U	01/13/2024		04:34	0-2	.000	0-2	.000	0-0	.000	0	0	0	1.6	0	0	0	0	0	6.9		
UTRGV	01/18/2024		14:32	2-7	.286	2-7	.286	0-0	.000	0	1	1	1.5	3	2	1	0	6	6.9		
at Abilene Christian	01/20/2024		03:46	0-2	.000	0-2	.000	0-0	.000	0	0	0	1.4	0	0	0	0	0	6.5		
at Southern Utah	02/01/2024		03:25	1-2	.500	1-2	.500	0-0	.000	0	0	0	1.4	1	0	0	0	3	6.3		
at Utah Tech	02/03/2024		05:32	0-2	.000	0-2	.000	0-0	.000	0	1	1	1.4	2	1	0	0	0	6.0		
at UTRGV	02/17/2024		11:06	1-5	.200	1-4	.250	0-0	.000	0	3	3	1.4	1	1	0	0	3	5.9		
Utah Tech	02/24/2024		03:47	0-2	.000	0-2	.000	0-0	.000	0	0	0	1.4	0	0	1	0	0	5.6		
vs SFA	03/14/2024		04:15	1-2	.500	0-1	.000	2-2	1.000	1	0	1	1.3	0	0	1	0	4	5.5		
Totals			1	327:42	41-122	.336	35-108	.324	10-14	.714	7	24	31	1.3	29	22	21	1	3	127	5.5

CAREER STATS

		Field Goals		3-Point		F-Throws		Rebounds				Scoring								
SEASON	TEAM	GP-GS	MIN/AVG	FG-FGA	FG%	3FG-3FGA	3FG%	FT-FTA	FT%	OFF	DEF	TOT	AVG	PF-FO	A	TO	BLK	STL	PTS	AVG
2023-24	UTA	23-1	328/14.2	41-122	.336	35-108	.324	10-14	.714	7	24	31	1.3	29-0	22	21	1	3	127	5.5
TOTAL		23-1	328/14.2	41-122	.336	35-108	.324	10-14	.714	7	24	31	1.3	29-0	22	21	1	3	127	5.5

22



WAC SECOND TEAM | WAC ALL-DEFENSIVE TEAM

SHEMAR WILSON

AVONDALE, AZ

SR. × F × 6-9 × 215

WAC ALL-TOURNAMENT TEAM

#shuh-marr

@Shemar21

@_22shemar



COMPLETE BIO

Previous School: Phoenix College × High School: Tolleson Union

RECORD HIGHS

POINTS

Career 29, 3x, Last vs. Tarleton State (3/15/24)
D-I 29, 2x, Last vs. Tarleton State (3/15/24)
Season Same As D-I

REBOUNDS

Career 18 vs. Tohono O'odham (12/4/20)
D-I 16, 2x, Last @ California Baptist (2/8/24)
Season Same As D-I

OFFENSIVE REBOUNDS

Career 11 vs. Arizona Christian JV (11/14/19)
D-I 8, 3x, Last vs. Utah Valley (1/5/23)
Season 7 @ New Mexico (11/16/23)

BLOCKS

Career 5, 3x, Last @ Southern Utah (2/1/24)
D-I 5, 2x, Last @ Southern Utah (2/1/24)
Season Same As D-I

STEALS

Career 4 vs. Glendale (11/20/20)
D-I 3, 2x, Last vs. UTRGV (1/18/24)
Season Same As D-I

FIELD GOALS MADE

Career 12, 2x, Last vs. Tarleton State (3/15/24)
D-I 12 vs. Tarleton State (3/15/24)
Season Same As D-I

FREE THROWS MADE

Career 10 vs. Texas State (11/25/23)
D-I Same As Career
Season Same As Career

MINUTES

Career 38, 4x, Last vs. Grand Canyon (3/16/24)
D-I Same As Career
Season Same As Career

MISCELLANEOUS

Season Career

Double-Figure Points	20	55
Double-Doubles	7	25
20+ Points	4	9
Double-Figure Rebounds	13	35
5+ Offensive Rebounds	5	25
3+ Blocks	12	20

Go-To Food Place In Arlington:
Cartel Taco Bar

CAREER STATS (D-I ONLY)

WAC PLAYER OF THE WEEK (NOV. 20)

1,000TH COLLEGIATE POINT ON JAN. 18

2023-24: Seven double-doubles were the 2nd most in the WAC ... **ranked 36th nationally with 1.9 blocks, which also led the WAC ... missed seven double-doubles by either 1 or 2 points or rebounds ... 13 double-figure rebounding games tied for the most in the WAC along with teammate Da-Juan Gordon (next closest: 10) ... one of six players in the nation this year with at least 8 points, 11 rebounds, 5 blocks and 3 steals, which he had at Texas Tech.**

GAME-BY-GAME STATS

Opponent	Date	GS	MIN	Total			3-Pointers		Free throws		Rebounds			PF	A	TO	BLK	STL	PTS	AVG		
				FG-FGA	PCT	3FG-3FGA	PCT	FT-FTA	PCT	OFF	DEF	TOT	AVG									
Oral Roberts	11/06/2023	*	34:18	2-14	.143	0-0	.000	4-8	.500	6	8	14	14.0	0	1	1	1	1	8	8.0		
UT Tyler	11/11/2023	*	19:35	4-8	.500	0-0	.000	1-2	.500	6	4	10	12.0	1	1	1	0	0	9	8.5		
at New Mexico	11/16/2023	*	33:44	11-13	.846	0-1	.000	7-9	.778	7	4	11	11.7	4	1	1	2	0	29	15.3		
at Arizona	11/19/2023	*	28:58	8-12	.667	1-2	.500	2-2	1.000	0	3	3	9.5	2	1	1	3	0	19	16.3		
Alcorn	11/22/2023	*	25:25	3-4	.750	0-0	.000	8-11	.727	4	8	12	10.0	3	1	3	0	14	15.8			
Texas St.	11/25/2023	*	37:03	5-8	.625	1-1	1.000	10-14	.714	4	9	13	10.5	5	0	3	3	0	21	16.7		
Abilene Christian	11/29/2023	*	32:45	3-5	.600	0-0	.000	7-12	.583	2	9	11	10.6	3	3	1	1	1	13	16.1		
at Grand Canyon	12/02/2023	*	32:20	3-8	.375	0-0	.000	2-2	1.000	2	3	5	9.9	5	1	3	1	2	8	15.1		
North Texas-Dallas	12/06/2023	*	16:57	3-7	.429	0-1	.000	2-3	.667	2	2	4	9.2	2	1	1	0	1	8	14.3		
vs Air Force	12/16/2023	*	28:30	4-9	.444	0-0	.000	2-3	.667	4	2	6	8.9	2	1	2	1	2	10	13.9		
at Texas Tech	12/21/2023	*	37:28	4-8	.500	0-0	.000	0-1	.000	4	7	11	9.1	1	0	1	5	3	8	13.4		
at North Texas	12/23/2023	*	28:06	6-8	.750	0-0	.000	8-9	.889	2	3	5	8.8	2	0	1	1	1	20	13.9		
at Texas	01/01/2024	*	31:04	3-14	.214	0-1	.000	2-2	1.000	2	2	4	8.4	4	1	1	4	0	8	13.5		
at Tarleton St.	01/04/2024	*	28:22	1-3	.333	0-1	.000	6-8	.750	0	1	1	7.9	3	2	1	2	0	8	13.1		
at SFA	01/06/2024	*	34:20	5-7	.714	0-0	.000	1-1	1.000	2	4	6	7.7	5	2	5	3	0	11	12.9		
Utah Valley	01/11/2024	*	35:48	3-6	.500	1-3	.333	4-6	.667	0	12	12	8.0	4	2	5	3	1	11	12.8		
Seattle U	01/13/2024	*	27:56	4-4	1.000	0-0	.000	5-6	.833	1	5	6	7.9	3	1	5	0	0	13	12.8		
UTRGV	01/18/2024	*	34:28	2-5	.400	0-0	.000	7-7	1.000	1	9	10	8.0	1	4	1	4	3	11	12.7		
at Abilene Christian	01/20/2024	*	33:40	4-6	.667	1-1	1.000	2-6	.333	6	6	12	8.2	3	1	3	1	0	11	12.6		
Grand Canyon	01/27/2024	*	28:25	3-9	.333	0-2	.000	4-4	1.000	3	3	6	8.1	5	0	1	4	2	10	12.5		
at Southern Utah	02/01/2024	*	30:28	1-7	.143	0-1	.000	0-0	.000	0	6	6	8.0	4	0	1	5	0	2	12.0		
at Utah Tech	02/03/2024	*	26:46	7-9	.778	0-0	.000	2-3	.667	3	6	9	8.0	4	2	2	0	0	16	12.2		
at California Baptist	02/08/2024	*	34:57	4-12	.333	0-1	.000	1-2	.500	4	12	16	8.4	4	2	1	1	0	9	12.0		
SFA	02/10/2024	*	27:35	3-5	.600	1-1	1.000	0-1	.000	3	8	11	8.5	4	1	0	2	1	7	11.8		
Tarleton St.	02/15/2024	*	17:58	2-2	1.000	0-0	.000	4-6	.667	1	0	1	8.2	4	1	1	1	0	8	11.7		
at UTRGV	02/17/2024	*	18:42	6-9	.667	0-1	.000	3-3	1.000	4	3	7	8.2	4	1	1	1	0	15	11.8		
Southern Utah	02/22/2024	*	28:49	3-8	.375	0-1	.000	2-4	.500	3	7	10	8.2	2	1	1	1	1	8	11.7		
Utah Tech	02/24/2024	*	30:11	3-8	.375	0-1	.000	7-10	.700	2	2	4	8.1	5	2	2	0	2	13	11.7		
at Seattle U	02/29/2024	*	30:27	6-8	.750	0-0	.000	7-9	.778	2	5	7	8.0	3	2	1	1	0	19	12.0		
at Utah Valley	03/02/2024	*	33:22	2-6	.333	0-0	.000	9-11	.818	5	3	8	8.0	1	5	2	1	0	13	12.0		
California Baptist	03/07/2024	*	27:49	3-6	.500	0-0	.000	0-0	.000	2	2	4	7.9	4	0	2	3	2	6	11.8		
vs SFA	03/14/2024	*	28:18	0-1	.000	0-1	.000	3-6	.500	2	4	6	7.8	2	1	0	3	0	3	11.5		
vs Tarleton St.	03/15/2024	*	37:47	12-16	.750	0-0	.000	5-6	.833	3	2	5	7.8	4	2	2	3	1	29	12.1		
vs Grand Canyon	03/16/2024	*	38:06	3-8	.375	0-2	.000	7-13	.538	2	3	5	7.7	5	2	3	0	0	13	12.1		
Totals			34	1020:28	136-263	.517	.227	5-22	.227	134-190	.705	94	167	261	7.7	108	44	58	65	23	411	12.1

SEASON	TEAM	GP-GS	MIN/AVG	Field Goals		3-Point		F-Throws		Rebounds				Scoring						
				FG-FGA	FG%	3FG-3FGA	3FG%	FT-FTA	FT%	OFF	DEF	TOT	AVG	PF-FO	A	TO	BLK	STL	PTS	AVG
2021-22	UTA	26-4	351/13.5	53-86	.616	0-1	.000	28-46	.609	47	52	99	3.8	62-1	10	19	8	8	134	5.2
2022-23	UTA	24-21	563/23.5	90-164	.549	3-6	.500	79-116	.681	87	101	188	7.8	70-2	19	45	23	12	262	10.9
2023-24	UTA	34-34	1020/30.0	136-263	.517	5-22	.227	134-190	.705	94	167	261	7.7	108-6	44	58	65	23	411	12.1
TOTAL		84-59	1934/23.0	279-513	.544	8-29	.276	241-352	.685	228	320	548	6.5	240-9	73	122	96	43	807	9.6



23



STERLING GASTON-CHAPMAN

WICHITA, KS

JR. × G × 6-4 × 218

gas-TUN

@SCC03_

@officialsgc23



Previous School: Tulsa × High School: Campus

RECORD HIGHS

POINTS	
Career	11 @ South Florida (3/1/23)
Season	9 @ Stephen F. Austin (1/6/24)
REBOUNDS	
Career	8 vs. UNT Dallas (12/6/23)
Season	Same As Career
ASSISTS	
Career	3 @ Tulane (1/4/23)
Season	2 vs. UNT Dallas (12/6/23)
STEALS	
Career	3 vs. UCF (2/26/23)
Season	2, 2x, Last @ UTRGV (2/17/24)
FIELD GOALS MADE	
Career	3, 5x, Last @ South Florida (3/1/23)
Season	2, 4x, Last @ Utah Tech (2/3/24)
3-POINTERS MADE	
Career	1, 8x, Last @ Utah Valley (3/2/24)
Season	1, 4x, Last @ Utah Valley (3/2/24)
FREE THROWS MADE	
Career	6, 2x, Last @ Stephen F. Austin (1/6/24)
Season	6 @ Stephen F. Austin (1/6/24)
MINUTES	
Career	31 @ South Florida (3/1/23)
Season	16, 3x, Last @ Abilene Christian (1/20/24)

BIO BLAST

2023-24: Season-best 9 points at SFA; those were his first points versus a Division-I opponent all year ... had 10 points on the season entering the game (5 each against UT Tyler and UNT Dallas) ... career-high 8 rebounds in the UNT Dallas contest ... started five-straight games from Feb. 10-24.

2022-23 AT TULSA: Made 18 starts and played in all 30 games, averaging 3.9 points and 3 rebounds per contest ... scored a season-high 11 points in the regular-season finale at South Florida (Mar. 1) ... reached at least 8 points on five other occasions.

2021-22 AT TULSA: Delivered a season-high 7 points off the bench at UCF (Feb. 14) ... appeared in 13 of the final 14 games of the year.

PAINT TOUCHES

- Became Campus High School's all-time leading scorer when he had 18 points, 18 rebounds and five assists in a win over Derby HS on Feb. 19 of his senior season in 2020-21.
- Averaged 19.1 points, 12.1 rebounds, 3.8 assists and 2.1 steals as a senior, earning all-state and all-metro honors.
- Named Kansas Class 6A Player of the Year as a junior after averaging 17.7 points, 6.8 rebounds, 3.2 assists and 2.5 steals, leading Campus to a 23-0 record before COVID shut down the season.
- Had a daughter (Nadiya) last summer.
- Career goal outside of basketball it to invest in, and give back to, the youth.
- His legal middle name is LeBron James: Sterling LeBron James Gaston-Chapman

MISCELLANEOUS

	Season	Career
Double-Figure Points	--	1
20+ Points	--	--
Double-Doubles	--	--
5+ Rebounds	1	7
3+ 3-Pointers	--	--
2+ Steals	2	7

- **Favorite Restaurant:** Tasty Tails (New Orleans Seafood)
- **Bad Habits:** Procrastination & Biting His Nails
- **Gets His News From:** Instagram & YouTube.
- **Biggest Fear:** Not Accomplishing His Goals

CAREER STATS

SEASON	TEAM	GP-GS	MIN/AVG	Field Goals		3-Point		F-Throws		Rebounds				Scoring						
				FG-FGA	FG%	3FG-3FGA	3FG%	FT-FTA	FT%	OFF	DEF	TOT	AVG	PF-FO	A	TO	BLK	STL	PTS	AVG
2021-22	Tulsa	17-0	88/5.2	7-17	.412	1-5	.200	10-17	.588	9	5	14	0.8	19-1	0	6	1	3	25	1.5
2022-23	Tulsa	30-18	534/17.8	39-125	.312	3-27	.111	36-48	.750	39	52	91	3.0	71-3	10	26	7	24	117	3.9
2023-24	UTA	26-5	244/9.4	18-53	.340	4-16	.250	17-26	.654	20	23	43	1.7	44-0	8	8	4	13	57	2.2
TOTAL FOR UTA		26-5	244/9.4	18-53	.340	4-16	.250	17-26	.654	20	23	43	1.7	44-0	8	8	4	13	57	2.2
TOTAL		73-23	866/11.9	64-195	.328	8-48	.167	63-91	.692	68	80	148	2.0	134-4	18	40	12	40	199	2.7

GAME-BY-GAME STATS

Opponent	Date	GS	MIN	Total		3-Pointers		Free throws		Rebounds				PF	A	TO	BLK	STL	PTS	AVG
				FG-FGA	PCT	3FG-3FGA	PCT	FT-FTA	PCT	OFF	DEF	TOT	AVG							
Oral Roberts	11/06/2023		02:04	0-0	.000	0-0	.000	0-0	.000	1	0	1	1.0	0	0	0	0	0	0.0	
UT Tyler	11/11/2023		15:42	2-4	.500	0-2	.000	1-1	1.000	0	2	2	1.5	1	0	1	1	5	2.5	
at Arizona	11/19/2023		08:31	0-4	.000	0-0	.000	0-0	.000	1	0	1	1.3	4	0	1	0	0	1.7	
Alcorn	11/22/2023		01:26	0-0	.000	0-0	.000	0-0	.000	0	0	0	1.0	0	0	0	0	0	1.3	
North Texas-Dallas	12/06/2023		15:45	2-8	.250	0-4	.000	1-2	.500	5	3	8	2.4	2	2	1	0	1	5	2.0
at North Texas	12/23/2023		08:58	0-2	.000	0-0	.000	0-0	.000	0	1	1	2.2	2	0	1	0	0	1.7	
at SFA	01/06/2024		13:12	1-1	1.000	1-1	1.000	6-8	.750	0	1	1	2.0	3	0	0	0	0	9	2.7
Utah Valley	01/11/2024		08:02	1-2	.500	0-0	.000	1-2	.500	0	2	2	2.0	3	0	0	0	1	3	2.8
Seattle U	01/13/2024		11:30	0-1	.000	0-1	.000	1-2	.500	0	1	1	1.9	4	1	1	1	1	1	2.6
UTRGV	01/18/2024		14:17	0-2	.000	0-0	.000	0-0	.000	1	1	2	1.9	3	1	0	1	0	0	2.3
at Abilene Christian	01/20/2024		15:33	1-1	1.000	0-0	.000	3-4	.750	2	2	4	2.1	0	0	0	0	0	5	2.5
Grand Canyon	01/27/2024		02:32	0-0	.000	0-0	.000	0-0	.000	0	0	0	1.9	1	0	1	0	0	0	2.3
at Southern Utah	02/01/2024		10:55	2-3	.667	0-0	.000	0-0	.000	1	1	2	1.9	0	0	0	0	1	4	2.5
at Utah Tech	02/03/2024		09:06	2-3	.667	0-0	.000	0-0	.000	0	0	0	1.8	0	0	0	0	0	4	2.6
at California Baptist	02/08/2024		13:40	1-2	.500	0-0	.000	0-1	.000	0	1	1	1.7	2	0	0	0	1	2	2.5
SFA	02/10/2024	*	12:00	1-2	.500	1-1	1.000	0-0	.000	1	1	2	1.8	2	1	0	0	0	3	2.6
Tarleton St.	02/15/2024	*	10:07	1-4	.250	0-1	.000	2-2	1.000	4	0	4	1.9	4	1	0	0	2	4	2.6
at UTRGV	02/17/2024	*	14:17	1-2	.500	0-1	.000	2-4	.500	2	0	2	1.9	0	1	0	0	2	4	2.7
Southern Utah	02/22/2024	*	06:15	1-1	1.000	1-1	1.000	0-0	.000	0	0	0	1.8	1	0	0	0	0	3	2.7
Utah Tech	02/24/2024	*	09:19	0-2	.000	0-1	.000	0-0	.000	0	0	0	1.7	1	0	0	0	0	0	2.6
at Seattle U	02/29/2024		05:17	0-1	.000	0-0	.000	0-0	.000	0	1	1	1.7	2	0	0	0	0	0	2.5
at Utah Valley	03/02/2024		14:27	1-3	.333	1-1	1.000	0-0	.000	1	2	3	1.7	1	0	0	0	1	3	2.5
California Baptist	03/07/2024		03:42	0-1	.000	0-0	.000	0-0	.000	0	0	0	1.7	2	0	0	1	1	0	2.4
vs SFA	03/14/2024		10:28	1-2	.500	0-1	.000	0-0	.000	1	3	4	1.8	3	1	1	0	2	2.4	
vs Tarleton St.	03/15/2024		01:01	0-1	.000	0-1	.000	0-0	.000	0	1	1	1.7	1	0	0	0	0	0	2.3
vs Grand Canyon	03/16/2024		05:27	0-1	.000	0-0	.000	0-0	.000	0	0	0	1.7	2	0	1	0	1	0	2.2
Totals		5	243:34	18-53	.340	4-16	.250	17-26	.654	20	23	43	1.7	44	8	8	4	13	57	2.2

MORE INFO ON MIDDLE NAME: PAGE 11

24



DARRIUS MILES

OAK CLIFF, TX JR. × C × 6-10 × 250



[@big_baby_haller](#) [@thedarriusmiles](#)

Previous Schools: Western Kentucky / Odessa College × High School: Oak Cliff Faith Family Academy

RECORD HIGHS

POINTS
Career 12 vs. Loyalty College Prep (1/29/21)
D-I 9 vs. UNT Dallas (12/6/23)
Season Same As D-I

REBOUNDS
Career 5 vs. UT Tyler (11/11/23)
D-I Same As Career
Season Same As Career

OFFENSIVE REBOUNDS
Career 3 vs. Loyalty College Prep (1/29/21)
D-I 2, 3x, Last vs. UT Tyler (11/11/23)
Season 2 vs. UT Tyler (11/11/23)

BLOCKS
Career 2 vs. Midland (3/6/21)
D-I 1, 2x, Last @ Stephen F. Austin (1/6/24)
Season Same As D-I

STEALS
Career 1 vs. Clarendon (2/25/21)
D-I
Season

FIELD GOALS MADE
Career 6 vs. Loyalty College Prep (1/29/21)
D-I 4 vs. UNT Dallas (12/6/23)
Season Same As D-I

FREE THROWS MADE
Career 4 @ North Texas (12/23/23)
D-I Same As Career
Season Same As Career

MINUTES
Career 16 vs. Loyalty College Prep (1/29/21)
D-I 14 vs. UNT Dallas (12/6/23)
Season Same As D-I

MISCELLANEOUS

	Season	Career
Double-Figure Points	--	1
Double-Doubles	--	--
20+ Points	--	--
3+ Offensive Rebounds	--	1
2+ Blocks	--	1

- Go-To Food: Henderson Chicken
- Must-Have App: Instagram

CAREER STATS (D-I ONLY)

SEASON	TEAM	Field Goals		3-Point		F-Throws		Rebounds				Scoring								
		GP-GS	MIN/AVG	FG-FGA	FG%	3FG-3FGA	3FG%	FT-FTA	FT%	OFF	DEF	TOT	AVG	PF-FO	A	TO	BLK	STL	PTS	AVG
2021-22	WestKy	1-0	10/10.0	2-5	.400	0-1	.000	0-0	.000	2	0	2	2.0	2-0	0	0	0	0	4	4.0
2022-23	WestKy	10-0	27/2.7	6-12	.500	1-3	.333	0-2	.000	3	2	5	0.5	4-0	0	0	0	0	13	1.3
2023-24	UTA	14-0	75/5.4	11-25	.440	1-9	.111	6-11	.545	4	12	16	1.1	9-0	0	9	2	0	29	2.1
TOTAL FOR UTA		14-0	75/5.4	11-25	.440	1-9	.111	6-11	.545	4	12	16	1.1	9-0	0	9	2	0	29	2.1
TOTAL		25-0	112/4.5	19-42	.452	2-13	.154	6-13	.462	9	14	23	0.9	15-0	0	9	2	0	46	1.8

BIO BLAST

Transferred to UTA following two years at Western Kentucky and one semester at Odessa College.

2023-24: First points this year against a Division-I opponent with 3 at #3 Arizona, including his first-career free throw versus any D-I team ... D-I point high with 9 opposite UNT Dallas, all of which came in the 1st half.

2022-23 AT WESTERN KENTUCKY: Appeared in 10 games ... averaged 1.3 points in just 2.7 minutes per contest ... shot 50 percent (6-12) from the field for the year.

2021-22 AT WESTERN KENTUCKY: Played in one game, recording four points and two rebounds in 10 minutes of action at Kentucky (Dec. 22).

PAINT TOUCHES

• Joined Odessa College midway through the COVID-impacted 2020-21 campaign. He appeared in 17 games, starting in late January, shooting 61% from the field for the year.

• Coming out of Oak Cliff Faith Family Academy he was rated as a 3-star prospect by 247Sports.

• Named All-District 10-4A First Team as a senior by the Dallas Morning News.

• Has lost 90 pounds since coming out of high school.

• Father, Derrick, is a pastor who currently has an online ministry every Sunday: Iwant2cuwin.org.

• Pet Peeve: People staring at him due to his height.

• Youngest of seven children by 10 years (3 brothers, 3 sisters).

• Mom, Lynn, was a national-renowned caterer; did numerous celebrity weddings.

GAME-BY-GAME STATS

Opponent	Date	GS	MIN	Total		3-Pointers		Free throws		Rebounds				PF	A	TO	BLK	STL	PTS	AVG	
				FG-FGA	PCT	3FG-3FGA	PCT	FT-FTA	PCT	OFF	DEF	TOT	AVG								
UT Tyler	11/11/2023		13:22	2-3	.667	0-1	.000	0-0	.000	2	3	5	5.0	3	0	2	0	0	4	4.0	
at Arizona	11/19/2023		08:38	1-3	.333	0-1	.000	1-3	.333	0	2	2	3.5	0	0	1	0	0	3	3.5	
Alcorn	11/22/2023		02:35	1-2	.500	0-1	.000	0-0	.000	0	1	1	2.7	0	0	1	0	0	2	3.0	
Texas St.	11/25/2023		00:07	0-0	.000	0-0	.000	0-0	.000	0	0	0	2.0	0	0	0	0	0	0	2.3	
North Texas-Dallas	12/06/2023		13:55	4-9	.444	1-4	.250	0-0	.000	1	2	3	2.2	1	0	1	1	0	9	3.6	
at North Texas	12/23/2023		03:20	0-1	.000	0-1	.000	4-4	1.000	1	0	1	2.0	0	0	0	0	0	4	3.7	
at Texas	01/01/2024		01:54	1-1	1.000	0-0	.000	0-2	.000	0	0	0	1.7	0	0	0	0	0	2	3.4	
at SFA	01/06/2024		06:29	1-2	.500	0-0	.000	0-0	.000	0	2	2	1.8	1	0	1	1	0	2	3.3	
Grand Canyon	01/27/2024		09:14	1-2	.500	0-1	.000	0-0	.000	0	0	0	1.6	2	0	1	0	0	2	3.1	
at Southern Utah	02/01/2024		04:25	0-2	.000	0-0	.000	0-0	.000	0	0	0	1.4	0	0	0	0	0	0	2.8	
at Utah Tech	02/03/2024		00:01	0-0	.000	0-0	.000	0-0	.000	0	0	0	1.3	0	0	0	0	0	0	2.5	
SFA	02/10/2024		05:25	0-0	.000	0-0	.000	0-0	.000	0	1	1	1.3	1	0	1	0	0	0	2.3	
at UTRGV	02/17/2024		03:10	0-0	.000	0-0	.000	1-2	.500	0	1	1	1.2	1	0	1	0	0	1	2.2	
vs SFA	03/14/2024		02:28	0-0	.000	0-0	.000	0-0	.000	0	0	0	1.1	0	0	0	0	0	0	2.1	
Totals			0	75:03	11-25	.440	1-9	.111	6-11	.545	4	12	16	1.1	9	0	9	2	0	29	2.1



30

FABIO BASILI

ORLANDO, FL SO. × G × 6-4 × 175

fah-bee-oh buh-silly

 @BucketFohb
  @bucket.fob



COMPLETE BIO

Previous School: Louisville × High School: Oak Ridge

RECORD HIGHS

POINTS	
Career	15 @ Grand Canyon (12/2/23)
Season	Same As Career
REBOUNDS	
Career	5 @ Virginia (3/4/23)
Season	4 vs. Oral Roberts (11/6/23)
ASSISTS	
Career	6 vs. UNT Dallas (12/6/23)
Season	Same As Career
STEALS	
Career	2 vs. Florida A&M (12/17/23)
Season	1, 3x, Last @ #21Texas (1/1/24)
FIELD GOALS MADE	
Career	5 @ Grand Canyon (12/2/23)
Season	Same As Career
3-POINTERS MADE	
Career	2, 3x, Last @ Stephen F. Austin (1/6/24)
Season	2, 2x, Last @ Stephen F. Austin (1/6/24)
FREE THROWS MADE	
Career	4 @ Grand Canyon (12/2/23)
Season	Same As Career
MINUTES	
Career	18 @ #3Arizona (11/19/23)
Season	Same As Career

BIO BLAST

Transferred from Louisville ... 3-star recruit coming out of high school who chose Louisville over Kansas State, DePaul, Florida Atlantic and others ... originally planned to be a part of the 2022 class, reclassified to 2023 and then returned to the 2022 class after completing some course work.

2023-24: Career-high 15 points at Grand Canyon; had 19 total points on the year entering the game ... career-best 6 assists versus UNT Dallas ... 8 points at SFA; 7 points previous five games total ... 9 points at UTRGV, all in the final 7 minutes.

2022-23 AT LOUISVILLE: Averaged 1.6 and 1.4 rebounds in limited minutes.

PAINT TOUCHES

- Member of the 2022-23 All-ACC Academic Men's Basketball Team.
- Scored more than 1,600 career points at Oak Ridge High School, helping his team to the state semifinals twice and the quarterfinals once.
- Averaged 19.6 points, 4.8 assists and 4.1 rebounds per game as a senior in 2021-22, shooting 55% from the field and 39% from 3-point range and receiving Honorable Mention All-State recognition.
- Best moment of his athletic career to this point was winning AAU Nationals and Peach Jam in the same year.
- Dad is from Italy; mom is from Zambia in southern Africa. His grandparents moved the family from Italy to Africa, where his parents met. His grandparents owned and operated a grocery shop in Zambia.

MISCELLANEOUS

	Season	Career
Double-Figure Points	1	1
20+ Points	--	--
3+ 3-Pointers	--	--
5+ Rebounds	--	1
Games w/ A Steal	3	11

- **Go-To Fast Food:** Chick-fil-A
- **Spare Time:** Fishing & Hunting
- **Bad Habit:** Too Much Screen Time
- **Pet Peeve:** Lying
- **Underrated Part Of His Game:** Dunking

GAME-BY-GAME STATS

Opponent	Date	GS	MIN	Total		3-Pointers		Free throws		Rebounds				PF	A	TO	BLK	STL	PTS	AVG	
				FG-FGA	PCT	3FG-3FGA	PCT	FT-FTA	PCT	OFF	DEF	TOT	AVG								
Oral Roberts	11/06/2023		13:00	3-5	.600	0-2	.000	0-0	.000	1	3	4	4.0	0	2	2	1	1	6	6.0	
UT Tyler	11/11/2023		08:11	0-0	.000	0-0	.000	0-0	.000	0	1	1	2.5	2	3	4	0	0	0	3.0	
at New Mexico	11/16/2023		05:37	3-3	1.000	1-1	1.000	0-0	.000	0	0	0	1.7	2	0	0	0	0	7	4.3	
at Arizona	11/19/2023		17:30	2-7	.286	2-4	.500	0-0	.000	0	3	3	2.0	1	3	2	0	0	6	4.8	
Alcorn	11/22/2023		02:25	0-0	.000	0-0	.000	0-0	.000	0	0	0	1.6	0	0	1	0	0	0	3.8	
Texas St.	11/25/2023		03:14	0-0	.000	0-0	.000	0-0	.000	0	0	0	1.3	2	0	0	0	0	0	3.2	
at Grand Canyon	12/02/2023		13:29	5-8	.625	1-3	.333	4-4	1.000	0	2	2	1.4	4	0	2	1	0	15	4.9	
North Texas-Dallas	12/06/2023		17:04	2-5	.400	1-3	.333	0-1	.000	1	2	3	1.6	2	6	4	0	1	5	4.9	
vs Air Force	12/16/2023		03:22	0-0	.000	0-0	.000	0-0	.000	0	0	0	1.4	0	1	0	0	0	0	4.3	
at Texas Tech	12/21/2023		01:15	0-1	.000	0-0	.000	0-0	.000	0	0	0	1.3	0	0	0	0	0	0	3.9	
at North Texas	12/23/2023		08:45	1-2	.500	0-0	.000	0-0	.000	1	1	2	1.4	0	0	0	0	0	2	3.7	
at Texas	01/01/2024		04:17	0-1	.000	0-0	.000	0-0	.000	0	0	0	1.3	0	0	0	0	1	0	3.4	
at SFA	01/06/2024		12:24	2-4	.500	2-3	.667	2-2	1.000	2	1	3	1.4	1	0	3	0	0	8	3.8	
at Southern Utah	02/01/2024		01:29	1-2	.500	0-1	.000	0-0	.000	0	0	0	1.3	4	0	1	0	0	2	3.6	
SFA	02/10/2024		04:40	1-1	1.000	1-1	1.000	0-0	.000	0	1	1	1.3	3	0	1	0	0	3	3.6	
at UTRGV	02/17/2024		06:43	2-5	.400	1-4	.250	4-6	.667	0	0	0	1.2	1	0	0	0	0	9	3.9	
at Seattle U	02/29/2024		02:20	0-1	.000	0-1	.000	0-0	.000	0	0	0	1.1	1	0	0	0	0	0	3.7	
at Utah Valley	03/02/2024		02:23	0-1	.000	0-1	.000	2-2	1.000	0	2	2	1.2	0	2	0	0	0	2	3.6	
California Baptist	03/07/2024		06:05	2-4	.500	0-2	.000	0-0	.000	0	1	1	1.2	1	0	1	0	0	4	3.6	
Totals			0	134:14	24-50	.480	9-26	.346	12-15	.800	5	17	22	1.2	24	17	21	2	3	69	3.6

CAREER STATS

SEASON	TEAM	GP-GS	MIN/AVG	Field Goals		3-Point		F-Throws		Rebounds				Scoring						
				FG-FGA	FG%	3FG-3FGA	3FG%	FT-FTA	FT%	OFF	DEF	TOT	AVG	PF-FO	A	TO	BLK	STL	PTS	AVG
2022-23	LOU	17-0	138/8.1	10-37	.270	3-14	.214	4-7	.571	5	18	23	1.4	28-0	10	11	1	9	27	1.6
2023-24	UTA	19-0	134/7.1	24-50	.480	9-26	.346	12-15	.800	5	17	22	1.2	24-0	17	21	2	3	69	3.6
TOTAL FOR UTA		19-0	134/7.1	24-50	.480	9-26	.346	12-15	.800	5	17	22	1.2	24-0	17	21	2	3	69	3.6
TOTAL		36-0	273/7.6	34-87	.391	12-40	.300	16-22	.727	10	35	45	1.3	52-0	27	32	3	12	96	2.7

STARTING LINEUPS GAME-BY-GAME

DATE	OPPONENT	PG	SG	SF	PF	C	UTA RECORD
Nov. 6	Oral Roberts	Vining	Talbot	Gordon	Koroma	Wilson	1-0
Nov. 11	UT Tyler	Vining	Talbot	Gordon	Koroma	Wilson	2-0
Nov. 16	@ New Mexico	Vining	Talbot	Gordon	Koroma	Wilson	2-1
Nov. 19	@ #3 Arizona	Vining	Talbot	Gordon	Koroma	Wilson	2-2
Nov. 22	Alcorn State	Williams	Talbot	Gordon	Koroma	Wilson	3-2
Nov. 25	Texas State	Williams	Talbot	Vining	Koroma	Wilson	3-3
Nov. 29	Abilene Christian*	Williams	Talbot	Vining	Koroma	Wilson	4-3
Dec. 2	@ Grand Canyon*	Williams	Talbot	Gordon	Koroma	Wilson	4-4
Dec. 6	UNT Dallas	Williams	Talbot	Gordon	Cash	Wilson	5-4
Dec. 16	vs. Air Force	Russell	Talbot	Williams	Koroma	Wilson	6-4
Dec. 21	@ Texas Tech	Russell	Williams	Gordon	Koroma	Wilson	6-5
Dec. 23	@ North Texas	Russell	Williams	Gordon	Koroma	Wilson	6-6
Jan. 1	@ #21 Texas	Russell	Williams	Gordon	Koroma	Wilson	6-7
Jan. 4	@ Tarleton State*	Russell	Williams	Gordon	Koroma	Wilson	6-8
Jan. 6	@ Stephen F. Austin*	Vining	Douglas	Williams	Koroma	Wilson	6-9
Jan. 11	Utah Valley*	Vining	Williams	Gordon	Cash	Wilson	7-9
Jan. 13	Seattle U*	Vining	Williams	Gordon	Cash	Wilson	8-9
Jan. 18	UTRGV*	Vining	Talbot	Williams	Gordon	Wilson	9-9
Jan. 20	@ Abilene Christian*	Vining	Talbot	Williams	Gordon	Wilson	9-10
Jan. 27	RV Grand Canyon*	Vining	Williams	Gordon	Cash	Wilson	9-11
Feb. 1	@ Southern Utah*	Vining	Williams	Gordon	Cash	Wilson	10-11
Feb. 3	@ Utah Tech*	Russell	Williams	Gordon	Cash	Wilson	11-11
Feb. 8	@ California Baptist*	Vining	Williams	Gordon	Cash	Wilson	11-12
Feb. 10	Stephen F. Austin*	Williams	Gaston-Chapman	Gordon	Cash	Wilson	12-12
Feb. 15	Tarleton State*	Williams	Gaston-Chapman	Gordon	Cash	Wilson	12-13
Feb. 17	@ UTRGV*	Williams	Gaston-Chapman	Gordon	Cash	Wilson	13-13
Feb. 22	Southern Utah*	Williams	Gaston-Chapman	Gordon	Cash	Wilson	14-13
Feb. 24	Utah Tech*	Williams	Gaston-Chapman	Gordon	Cash	Wilson	15-13
Feb. 29	@ Seattle U*	Russell	Williams	Gordon	Cash	Wilson	16-13
Mar. 2	@ Utah Valley*	Russell	Williams	Gordon	Cash	Wilson	17-13
Mar. 7	California Baptist*	Vining	Williams	Gordon	Cash	Wilson	18-13
Mar. 14	vs. #6 SFA	Russell	Williams	Gordon	Cash	Wilson	19-13
Mar. 15	vs. #2 Tarleton State	Russell	Williams	Gordon	Cash	Wilson	20-13
Mar. 16	vs. #1 Grand Canyon	Russell	Williams	Gordon	Cash	Wilson	20-14

COMBINATION INFO

Lineup	Combination	Times Used	Record	Last Used
1	Vining, Talbot, Gordon, Koroma, Wilson	4	2-2	Nov. 19
2	Williams, Talbot, Gordon, Koroma, Wilson	2	1-1	Dec. 2
3	Williams, Talbot, Vining, Koroma, Wilson	2	1-1	Nov. 29
4	Williams, Talbot, Gordon, Cash, Wilson	1	1-0	Dec. 6
5	Russell, Talbot, Williams, Koroma, Wilson	1	1-0	Dec. 16
6	Russell, Williams, Gordon, Koroma, Wilson	4	0-4	Jan. 4
7	Vining, Douglas, Williams, Koroma, Wilson	1	0-1	Jan. 6
8	Vining, Williams, Gordon, Cash, Wilson	6	4-2	Mar. 7
9	Vining, Talbot, Williams, Gordon, Wilson	2	1-1	Jan. 20
10	Russell, Williams, Gordon, Cash, Wilson	6	5-1	Mar. 16
11	Williams, Gaston-Chapman, Gordon, Cash, Wilson	5	4-1	Feb. 24

STARTING STREAKS & TOTALS

#	PLAYER	STREAK	2023-24	D-I CAREER	UTA CAREER	WAC PLAY
00	Aaron Cash	15	16	44	43	28
1	Phillip Russell	3	11	75	11	7
2	Makaih Williams	30	30	30	30	23
3	DaJuan Gordon	19	30	111	30	26
4	Akili Vining	--	15	15	15	10
5	Brandyn Talbot	--	12	16	16	4
11	Dwayne Koroma	--	14	26	14	4
13	Kade Douglas	--	1	1	1	1
22	Shemar Wilson	34	34	59	59	31
23	Sterling Gaston-Chapman	--	5	23	5	5

SPECIALTY POINT BREAKDOWN

DATE	OPPONENT	PAINT		OFF TURNOVERS		2ND CHANCE		FASTBREAK		BENCH	
		OPP.	UTA	OPP.	UTA	OPP.	UTA	OPP.	UTA	OPP.	UTA
Nov. 6	Oral Roberts	26	30	11	8	11	17	2	7	8	15
Nov. 11	UT Tyler	24	32	20	18	13	17	2	12	41	55
Nov. 16	@ New Mexico	44	48	11	7	8	22	16	3	5	27
Nov. 19	@ #3 Arizona	48	28	24	10	16	10	17	9	37	21
Nov. 22	Alcorn State	26	32	5	7	6	21	8	6	14	36
Nov. 25	Texas State	32	34	16	8	6	5	12	20	31	1
Nov. 29	Abilene Christian*	32	28	18	19	5	10	7	16	12	33
Dec. 2	@ Grand Canyon*	28	36	24	11	13	8	9	10	17	31
Dec. 6	UNT Dallas	4	34	4	17	6	26	0	19	18	23
Dec. 16	vs. Air Force	38	26	19	25	4	12	6	17	8	26
Dec. 21	@ Texas Tech	30	24	18	20	8	16	13	4	18	26
Dec. 23	@ North Texas	32	24	23	5	12	8	4	6	36	17
Jan. 1	@ #21 Texas	34	18	27	8	18	12	7	6	18	29
Jan. 4	@ Tarleton State*	24	26	18	19	5	5	10	26	5	15
Jan. 6	@ Stephen F. Austin*	40	26	13	19	14	13	12	13	32	21
Jan. 11	Utah Valley*	22	28	16	10	6	6	29	19	16	20
Jan. 13	Seattle U*	18	30	18	9	11	12	5	2	11	14
Jan. 18	UTRGV*	42	20	15	10	18	8	17	16	27	32
Jan. 20	@ Abilene Christian*	36	30	18	11	11	15	16	8	5	15
Jan. 27	RV Grand Canyon*	16	28	27	20	12	16	13	10	6	15
Feb. 1	@ Southern Utah*	32	26	16	13	17	12	5	6	30	41
Feb. 3	@ Utah Tech*	24	38	15	22	9	13	6	23	20	17
Feb. 8	@ California Baptist*	30	44	5	7	7	6	6	7	3	18
Feb. 10	Stephen F. Austin*	38	26	21	20	12	18	8	7	18	20
Feb. 15	Tarleton State*	36	32	10	8	3	12	11	10	9	21
Feb. 17	@ UTRGV*	28	50	11	16	9	16	13	15	17	35
Feb. 22	Southern Utah*	36	40	13	13	11	15	10	25	2	34
Feb. 24	Utah Tech*	24	24	12	25	14	6	4	13	12	30
Feb. 29	@ Seattle U*	16	36	6	20	9	5	7	4	10	16
Mar. 2	@ Utah Valley*	32	18	14	6	8	7	11	11	10	13
Mar. 7	California Baptist*	20	48	21	26	14	6	12	21	8	24
Mar. 14	vs. #6 Stephen F. Austin	28	30	15	13	8	25	12	16	41	35
Mar. 15	vs. #2 Tarleton State	32	44	9	12	6	16	13	5	21	22
Mar. 16	vs. #1 Grand Canyon	28	24	32	11	7	10	8	3	30	21

HALF STATISTICAL COMPARISONS / LARGEST LEADS

FOR UTA...

Most 1st-Half Points / vs. D-I Opponent..... 50 vs. UT Tyler (Nov. 11) / 50 @ Seattle U (Feb. 29)
Fewest 1st-Half Points..... 19 @ North Texas (Dec. 23)

Most 2nd-Half Points..... 61 vs. Stephen F. Austin (Mar. 14)
Fewest 2nd-Half Points..... 19 @ #3 Arizona (Nov. 19)

Largest Halftime Lead..... 29 @ Seattle U (Feb. 29)
Largest Halftime Deficit..... 25 (44-19) @ North Texas (Dec. 23)

Largest Lead @ Any Point / vs. D-I Opponent.... 39 (4:03 2nd) vs. UT Tyler (Nov. 11) / 37 (8:11 2nd) vs. Stephen F. Austin (Mar. 14)

FOR OPPONENT...

Most 1st-Half Points..... 48, New Mexico (Nov. 16)
Fewest 1st-Half Points / D-I Opponent..... 18, UNT Dallas (Dec. 6) / 20, Utah Valley (Jan. 11)

Most 2nd-Half Points..... 58, #3 Arizona (Nov. 19)
Fewest 2nd-Half Points / D-I Opponent..... 19, UNT Dallas (Dec. 6) / 28, California Baptist (Mar. 7)

Largest Lead @ Any Point..... 48 (:16 2nd), #3 Arizona (Nov. 19)

GAME BOXES & QUICK SNAPSHOTS

ORAL ROBERTS

W, 75-71

Oral Roberts - 71 Record: 0-1. Table with columns for player name, minutes, FG, 3P, FT, Rebounds, Fouls, TP, AS, TO, ST, Blocks, +/-, and Shooting By Period.

UT Arlington - 75 Record: 10-8. Table with columns for player name, minutes, FG, 3P, FT, Rebounds, Fouls, TP, AS, TO, ST, Blocks, +/-, and Shooting By Period.

Summary statistics for Oral Roberts vs UT Arlington, including ORU and UTA points, lead changes, and time with lead.

Trailing by as much as 11 early in the 2nd half, UTA eventually took a 65-59 lead with under 4 minutes remaining and used a pair of Gordon free throws with 5 seconds left to ice it.

@ #3 ARIZONA

L, 101-56

UT Arlington - 56 Record: 3-2. Table with columns for player name, minutes, FG, 3P, FT, Rebounds, Fouls, TP, AS, TO, ST, Blocks, +/-, and Shooting By Period.

Arizona - 101 Record: 5-0. Table with columns for player name, minutes, FG, 3P, FT, Rebounds, Fouls, TP, AS, TO, ST, Blocks, +/-, and Shooting By Period.

Summary statistics for UT Arlington vs Arizona, including UTA and ARIZ points, lead changes, and time with lead.

The game was tied at 37 with 70 seconds to play in the 1st half before Arizona used a 20-0 run.

UT TYLER

W, 95-64

UT Tyler - 64 Record: 0-1. Table with columns for player name, minutes, FG, 3P, FT, Rebounds, Fouls, TP, AS, TO, ST, Blocks, +/-, and Shooting By Period.

UT Arlington - 95 Record: 2-0. Table with columns for player name, minutes, FG, 3P, FT, Rebounds, Fouls, TP, AS, TO, ST, Blocks, +/-, and Shooting By Period.

Summary statistics for UT Tyler vs UT Arlington, including UTT and UTA points, lead changes, and time with lead.

UTA raced out to a 16-0 lead just more than six minutes into the contest behind a quartet of 3PTs.

ALCORN STATE

W, 82-69

Alcorn - 69 Record: 1-0. Table with columns for player name, minutes, FG, 3P, FT, Rebounds, Fouls, TP, AS, TO, ST, Blocks, +/-, and Shooting By Period.

UT Arlington - 82 Record: 3-2. Table with columns for player name, minutes, FG, 3P, FT, Rebounds, Fouls, TP, AS, TO, ST, Blocks, +/-, and Shooting By Period.

Summary statistics for Alcorn vs UT Arlington, including ALC and UTA points, lead changes, and time with lead.

After Alcorn took a 48-46 lead with 13:30 left, UTA used an extended 17-5 run to open up a double-figure lead.

TEXAS STATE

L, 73-66

Texas St. - 73 Record: 3-4. Table with columns for player name, minutes, FG, 3P, FT, Rebounds, Fouls, TP, AS, TO, ST, Blocks, +/-, and Shooting By Period.

UT Arlington - 66 Record: 3-3. Table with columns for player name, minutes, FG, 3P, FT, Rebounds, Fouls, TP, AS, TO, ST, Blocks, +/-, and Shooting By Period.

Summary statistics for Texas State vs UT Arlington, including TXS and UTA points, lead changes, and time with lead.

UTA raced out to a 9-0 lead, maintained a 15-8 edge, but then Texas State went on a 22-1 run over the next 7 minutes and from there the Mavs got no closer than three.

@ NEW MEXICO

L, 82-80

UT Arlington - 80 Record: 2-1. Table with columns for player name, minutes, FG, 3P, FT, Rebounds, Fouls, TP, AS, TO, ST, Blocks, +/-, and Shooting By Period.

New Mexico - 82 Record: 2-1. Table with columns for player name, minutes, FG, 3P, FT, Rebounds, Fouls, TP, AS, TO, ST, Blocks, +/-, and Shooting By Period.

Summary statistics for UT Arlington vs New Mexico, including UTA and UNM points, lead changes, and time with lead.

UTA erased a 30-point deficit with 5 minutes, tied the game with 5 seconds remaining on a Makaih Williams 3-pointer but UNM's Donovan Dent hit a buzzer-beating layup.

GAME BOXES & QUICK SNAPSHOTS

ABILENE CHRISTIAN

W, 86-71

Abilene Christian - 71 Record: 34 (0-1)
Table with columns: NO. Name, Min, FG, 3P, FT, Rebounds, Fouls, TP, AS, TO, ST, Blocks, +/-
Totals: 25-55 9-17 13-19 6-19 25 22 18 71 20 15 11 4 -15

Shooting By Period
1st FG% 13.27 48.1%
3PT% 5.9 55.6%
FT% 3.5 69%
2nd FG% 12.38 42.9%
3PT% 3.8 37.5%
FT% 10.14 71.4%
3rd FG% 25.45 45.5%
FT% 9.17 42.1%
4th FG% 13.19 68.4%
Dead Ball Rebounds: 4.0

UT Arlington - 86 Record: 43 (1-9)
Table with columns: NO. Name, Min, FG, 3P, FT, Rebounds, Fouls, TP, AS, TO, ST, Blocks, +/-
Totals: 27-47 12-22 20-28 5 26 31 18 22 86 25 18 9 4 1 15

Shooting By Period
1st FG% 14.27 51.9%
3PT% 14.27 51.9%
FT% 9.14 64.3%
2nd FG% 19.20 65.7%
3PT% 9.10 80.0%
FT% 11.14 78.6%
GM FG% 27.47 57.4%
3PT% 12.22 54.5%
FT% 20.28 71.4%
Dead Ball Rebounds: 4.0

ACU UTA
Biggest lead 7 (1st 17:09) 15 (2nd 3:26)
Best Scoring Run 9 (2nd 13:46) 10 (1st 3:42)
Lead Changes 1
Times Tied 3
Time with Lead 12:31 26:35

A 10-0 run late in the 1st half by UTA turned a four-point deficit into a six-point lead, and the Mavericks led for the final 26 minutes of the contest.

@ GRAND CANYON

L, 76-69

UT Arlington - 69 Record: 44 (1-1)
Table with columns: NO. Name, Min, FG, 3P, FT, Rebounds, Fouls, TP, AS, TO, ST, Blocks, +/-
Totals: 24-52 6-15 15-18 9 20 29 30 13 69 9 20 6 2 2 7

Shooting By Period
1st FG% 15.28 42.9%
3PT% 5.9 55.6%
FT% 9.24 37.5%
2nd FG% 9.24 37.5%
3PT% 1.6 16.7%
FT% 9.12 59%
GM FG% 24.52 46.2%
3PT% 6.15 40.0%
FT% 15.18 63.2%
Dead Ball Rebounds: 2.0

Grand Canyon - 76 Record: 61 (2-0)
Table with columns: NO. Name, Min, FG, 3P, FT, Rebounds, Fouls, TP, AS, TO, ST, Blocks, +/-
Totals: 21-56 6-23 36-38 17 20 37 15 29 76 8 14 12 2 2 7

Shooting By Period
1st FG% 15.28 42.9%
3PT% 4.16 25.0%
FT% 3.4 70%
2nd FG% 6.21 28.9%
3PT% 2.7 28.6%
FT% 25.32 78.1%
GM FG% 21.56 37.7%
3PT% 6.23 26.1%
FT% 28.38 77.8%
Dead Ball Rebounds: 6.0

UTU GCU
Biggest lead 12 (2nd 14:38) 7 (2nd 0:09)
Best Scoring Run 9 (1st 1:33) 12 (2nd 0:09)
Lead Changes 4
Times Tied 3
Time with Lead 21:57 17:03

UTA led by as much as 12 in the 2nd half, held a 67-62 lead with under four minutes remaining but GCU closed the game on an extended 14-2 run to hand the Mavs a disappointing loss in a game they led for 22 minutes.

UNT DALLAS

W, 74-37

North Texas-Dallas - 37 Record: 2-3
Table with columns: NO. Name, Min, FG, 3P, FT, Rebounds, Fouls, TP, AS, TO, ST, Blocks, +/-
Totals: 12-48 5-14 8-14 9 20 29 17 14 37 9 8 6 4 2 37

Shooting By Period
1st FG% 6.22 27.3%
3PT% 2.7 28.6%
FT% 4.6 66.7%
2nd FG% 6.26 23.1%
3PT% 3.7 42.9%
FT% 4.8 59%
GM FG% 12.48 25.0%
3PT% 5.14 35.7%
FT% 9.14 57.1%
Dead Ball Rebounds: 3.0

UT Arlington - 74 Record: 5-4
Table with columns: NO. Name, Min, FG, 3P, FT, Rebounds, Fouls, TP, AS, TO, ST, Blocks, +/-
Totals: 28-72 9-30 19-16 28 30 56 14 17 74 22 13 10 2 4 37

Shooting By Period
1st FG% 15.47 31.9%
3PT% 7.27 39.4%
FT% 2.4 59%
2nd FG% 13.25 52.0%
3PT% 2.7 28.6%
FT% 7.12 58.3%
GM FG% 28.72 38.9%
3PT% 9.30 30.9%
FT% 9.16 56.3%
Dead Ball Rebounds: 3.0

NTD UTA
Biggest lead 0 (1st 20:00) 37 (2nd 0:32)
Best Scoring Run 4 (1st 9:13) 10 (1st 10:36)
Lead Changes 0
Times Tied 1
Time with Lead 00:00 39:37

The 37 points are the 2nd fewest UTA has ever allowed.

vs. AIR FORCE

W, 76-73

Air Force - 73 Record: 7-4
Table with columns: NO. Name, Min, FG, 3P, FT, Rebounds, Fouls, TP, AS, TO, ST, Blocks, +/-
Totals: 26-50 5-17 16-22 6 22 28 18 20 73 16 19 12 5 4 -3

Shooting By Period
1st FG% 14.23 60.9%
3PT% 4.11 36.4%
FT% 5.8 62.5%
2nd FG% 12.27 44.4%
3PT% 1.6 16.7%
FT% 11.14 78.6%
GM FG% 26.50 57.0%
FT% 5.17 29.4%
FT% 16.22 72.7%
Dead Ball Rebounds: 3.0

UT Arlington - 76 Record: 6-1
Table with columns: NO. Name, Min, FG, 3P, FT, Rebounds, Fouls, TP, AS, TO, ST, Blocks, +/-
Totals: 24-55 9-24 19-22 11 21 32 21 17 76 17 10 11 4 5 3

Shooting By Period
1st FG% 12.27 44.4%
3PT% 5.11 45.5%
FT% 13.13 100%
2nd FG% 12.28 42.9%
3PT% 4.13 26.8%
FT% 6.99 66.7%
GM FG% 24.55 43.8%
3PT% 9.24 37.5%
FT% 19.22 66.4%
Dead Ball Rebounds: 1.0

USAF UTA
Biggest lead 8 (1st 14:41) 10 (2nd 6:13)
Best Scoring Run 7 (1st 16:27) 10 (1st 6:09)
Lead Changes 2
Times Tied 2
Time with Lead 09:45 28:17

With UTA holding on to a 75-73 cushion in the closing seconds, Gordon was fouled and went to the charity stripe for a 1-and-1. He made the first, but missed the second and Air Force had a last-second heave from midcourt.

@ TEXAS TECH

L, 77-66

UT Arlington - 66 Record: 6-5
Table with columns: NO. Name, Min, FG, 3P, FT, Rebounds, Fouls, TP, AS, TO, ST, Blocks, +/-
Totals: 24-60 8-28 10-13 11 21 32 14 10 66 13 17 13 6 3 -11

Shooting By Period
1st FG% 10.29 58.6%
3PT% 5.17 29.4%
FT% 9.0 0%
2nd FG% 14.32 43.0%
3PT% 3.11 27.3%
FT% 10.13 76.9%
GM FG% 24.55 43.8%
3PT% 8.28 28.6%
FT% 12.13 84.6%
Dead Ball Rebounds: 2.0

Texas Tech - 77 Record: 9-2
Table with columns: NO. Name, Min, FG, 3P, FT, Rebounds, Fouls, TP, AS, TO, ST, Blocks, +/-
Totals: 28-82 10-27 11-13 11 26 37 10 12 77 17 17 9 3 6 11

Shooting By Period
1st FG% 11.29 58.6%
3PT% 5.13 39.0%
FT% 9.0 0%
2nd FG% 11.33 33.3%
3PT% 5.14 25.7%
FT% 11.13 84.6%
GM FG% 22.62 45.2%
3PT% 10.27 37.0%
FT% 11.13 84.6%
Dead Ball Rebounds: 4.0

UTA TTU
Biggest lead 1 (1st 19:09) 20 (2nd 15:27)
Best Scoring Run 13 (2nd 12:17) 8 (1st 1:27)
Lead Changes 4
Times Tied 0
Time with Lead 00:43 38:44

UTA trailed by only six points with six minutes remaining after being down by 20 in the 2nd half. However, that 64-58 deficit was quickly extended thanks to an 11-2 run by Tech over the next four minutes to ice the contest.

@ NORTH TEXAS

L, 78-52

UT Arlington - 62 Record: 6-6
Table with columns: NO. Name, Min, FG, 3P, FT, Rebounds, Fouls, TP, AS, TO, ST, Blocks, +/-
Totals: 15-50 5-19 19-26 15 20 35 17 19 52 14 6 2 3 2 35

Shooting By Period
1st FG% 9.25 24.0%
3PT% 5.17 29.4%
FT% 4.7 57.1%
2nd FG% 9.25 36.0%
3PT% 3.12 25.0%
FT% 15.19 78.9%
GM FG% 15.50 30.0%
3PT% 12.27 44.4%
FT% 19.28 73.1%
Dead Ball Rebounds: 1.0

North Texas - 78 Record: 6-5
Table with columns: NO. Name, Min, FG, 3P, FT, Rebounds, Fouls, TP, AS, TO, ST, Blocks, +/-
Totals: 28-83 12-27 10-15 9 24 33 19 16 78 13 10 9 3 2 26

Shooting By Period
1st FG% 15.28 42.9%
3PT% 9.15 60.9%
FT% 3.4 75%
2nd FG% 12.27 44.4%
3PT% 3.12 25.0%
FT% 15.19 78.9%
GM FG% 28.53 52.8%
3PT% 12.27 44.4%
FT% 19.15 66.7%
Dead Ball Rebounds: 1.0

NTD UTA UNT
Biggest lead 0 (1st 20:00) 30 (2nd 2:20)
Best Scoring Run 7 (1st 15:08) 10 (1st 12:01)
Lead Changes 0
Times Tied 1
Time with Lead 00:00 37:39

With the game tied at 7-7, UNT commenced an extended 35-6 run to produce a 42-13 lead.

GAME BOXES & QUICK SNAPSHOTS

@ #21 TEXAS

L, 79-62

UT Arlington - 62 Record: 6-7. Player stats for Dwayne Koroma, Shemar Wilson, Phillip Russell, Makaih Williams, DaJuan Gordon, Aaron Cash, Akil Vining, Kade Douglas, Fabio Basili, Darius Miles. Team totals: 23-61 12-27 4-10 16-19 35 17 87 12 15 5 5 8 -17.

Shooting By Period. 1st FG%: 12.32 37.5%. 2nd FG%: 7.14 50.0%. 3rd FG%: 11.1 100%. 4th FG%: 12.31 37.5%. FT%: 4.10 40.0%.

Texas - 79 Record: 11-2. Player stats for Kadin Shredick, Dillon Mitchell, Brock Cunningham, Max Abrams, Ithiel Horton, Dylan Desu, Chendal Weaver, Chris Johnson. Team totals: 27-63 9-25 16-20 20 25 45 17 79 15 12 3 8 5 -17.

Shooting By Period. 1st FG%: 5.13 38.5%. 2nd FG%: 4.4 100%. 3rd FG%: 4.12 33.3%. 4th FG%: 27.63 42.9%. FT%: 9.25 36.0%.

UTA vs TEXAS. Biggest lead: 0 (1st 20:00) 19 (2nd 9:46). Best Scoring Run: 8 (1st 3:54) 10 (1st 7:01). Points from Turnovers: 8 27. Period by Period Scoring: 1st 2nd TOT. UTA 32 30 62. TEXAS 39 40 79.

UTA trailed by just one, 39-38, in the early stages of the 2nd half, but a game-changing 10-0 run in response by Texas created a double-figure edge that the Longhorns held for the final 14 minutes of the game.

@ TARLETON STATE L, 78-76

UT Arlington - 76 Record: 6-1 (3-2). Player stats for Dwayne Koroma, Shemar Wilson, Phillip Russell, Makaih Williams, DaJuan Gordon, Akil Vining, Kade Douglas, Aaron Cash, Brandy Tabot. Team totals: 24-51 9-24 19-25 7 23 30 16 21 78 11 16 6 3 2 -22.

Shooting By Period. 1st FG%: 12.25 48.0%. 2nd FG%: 6.14 28.9%. 3rd FG%: 7.3 77.8%. 4th FG%: 12.36 46.2%. FT%: 12.61 77.1%.

Tarleton St - 78 Record: 10-4 (3-0). Player stats for KAndre Gaddy, Jakore Smith, Emmanuel Innocenti, Lue Williams, Devon Barnes, Taylor Jackson, Naba Benjamin, Dario Domingos. Team totals: 27-57 12-21 12-16 8 22 30 21 76 15 15 10 2 3 -2.

Shooting By Period. 1st FG%: 15.30 50.0%. 2nd FG%: 7.12 58.3%. 3rd FG%: 12.27 44.8%. 4th FG%: 9.24 37.5%. FT%: 12.16 75.0%.

UTA vs TAR. Biggest lead: 5 (1st 13:35) 13 (2nd 7:03). Best Scoring Run: 10 (2nd 4:30) 6 (1st 17:40). Points from Turnovers: 19 18. Period by Period Scoring: 1st 2nd TOT. UTA 37 39 76. TAR 42 36 78.

UTA trailed by 13 points with six minutes remaining, mounted a 10-0 run before tying the contest with under a minute to play on a Makaih Williams layup, but a 3-pointer by Tarleton's Lue Williams with 24 seconds left ultimately won it.

@ SFA L, 92-73

UT Arlington - 72 Record: 6-9 (3-3). Player stats for Shemar Wilson, Dwayne Koroma, Makaih Williams, Akil Vining, Kade Douglas, Brandy Tabot, Aaron Cash, Fabio Basili, Darius Miles, Sterling Gaston-Chapman. Team totals: 23-53 9-24 18-31 11 21 32 22 26 73 13 18 5 6 3 -19.

Shooting By Period. 1st FG%: 10.24 41.7%. 2nd FG%: 4.14 28.6%. 3rd FG%: 3.4 50.0%. 4th FG%: 13.29 44.8%. FT%: 5.10 50.0%.

Stephen F. Austin - 92 Record: 10-5 (3-1). Player stats for Jaiel Beaudrin, Frank Strake, Matt Hayman, Sadadiene Hall, AJ Cajuste, Jaiel Beaudrin, Christown Christmas, Nana Antwi-Bosaiako, Myles Jenkins, Kimani Johnson, Clayton Southwick. Team totals: 33-66 12-25 14-23 15 27 42 26 21 92 20 18 5 6 3 -19.

Shooting By Period. 1st FG%: 15.34 44.1%. 2nd FG%: 5.13 38.5%. 3rd FG%: 2.4 50.0%. 4th FG%: 18.32 56.3%. FT%: 7.12 58.3%.

UTA vs SFA. Biggest lead: 3 (1st 19:40) 28 (2nd 12:13). Best Scoring Run: 8 (2nd 9:42) 13 (2nd 15:03). Points from Turnovers: 19 13. Period by Period Scoring: 1st 2nd TOT. UTA 27 46 73. SFA 37 55 92.

UTA was without Phillip Russell and DaJuan Gordon with injuries.

W, 83-69

UTAH VALLEY

Utah Valley - 69 Record: 8-4 (3-2). Player stats for Chris Grady, Trevin Doran, Drake Allen, Tanner Toolson, Caleb Stone-Carrwell, Nade Tashimanga, Jaden McClanahan, K'mani Doughty, Trayvon Leonhardt, Ethan Potter. Team totals: 17-55 6-20 29-39 8 27 35 21 28 69 13 11 6 1 5 -14.

Shooting By Period. 1st FG%: 6.27 22.5%. 2nd FG%: 2.8 25.0%. 3rd FG%: 6.11 54.5%. 4th FG%: 11.28 39.3%. FT%: 4.12 33.3%.

UT Arlington - 83 Record: 7-4 (2-3). Player stats for Shemar Wilson, Aaron Cash, Makaih Williams, DaJuan Gordon, Akil Vining, Kade Douglas, Dwayne Koroma, Travis Gordon, Sterling Gaston-Chapman. Team totals: 26-53 11-29 20-29 6 32 38 28 21 83 20 14 8 5 1 -14.

Shooting By Period. 1st FG%: 12.29 45.2%. 2nd FG%: 3.14 21.4%. 3rd FG%: 12.13 92.3%. 4th FG%: 14.27 51.9%. FT%: 8.15 53.3%.

UVU vs UTA. Biggest lead: 0 (1st 20:00) 26 (2nd 10:54). Best Scoring Run: 12 (2nd 4:41) 9 (1st 14:28). Points from Turnovers: 16 10. Period by Period Scoring: 1st 2nd TOT. UVU 20 49 69. UTA 39 44 83.

UTA didn't allow Utah Valley to score a point until the 12:40 mark of the 1st half and held the Wolverines to just 20 in the opening 20 minutes.

SEATTLE U W, 80-75

Seattle U - 75 Record: 10-7 (3-3). Player stats for Brandon Charfield, Alex Schumacher, Paris Dawson, John Christofidis, Kobe Williamson, Seyi Reley, Naja Parizka, Viktor Rajkovic, Malek Gomma, Matthew Lewis. Team totals: 22-53 9-24 23-30 11 16 27 27 75 15 13 8 1 3 -15.

Shooting By Period. 1st FG%: 10.28 35.7%. 2nd FG%: 5.13 38.5%. 3rd FG%: 11.13 84.6%. 4th FG%: 12.25 40.6%. FT%: 11.17 64.7%.

UT Arlington - 80 Record: 8-9 (3-3). Player stats for Shemar Wilson, Aaron Cash, Makaih Williams, DaJuan Gordon, Akil Vining, Dwayne Koroma, Kade Douglas. Team totals: 25-46 7-23 23-32 10 23 33 27 27 80 18 11 3 1 1 -5.

Shooting By Period. 1st FG%: 12.51 37.1%. 2nd FG%: 3.4 30.0%. 3rd FG%: 7.79 77.8%. 4th FG%: 13.25 52.0%. FT%: 11.17 64.7%.

UTA vs SU. Biggest lead: 7 (1st 9:05) 7 (2nd 0:17). Best Scoring Run: 9 (1st 9:05) 6 (2nd 16:43). Points from Turnovers: 18 9. Period by Period Scoring: 1st 2nd TOT. UTA 36 39 75. SU 39 39 78.

Trailing by one, 64-63, with under 5 minutes remaining, Makaih Williams - one of many UTA starters impacted by fouls - checked back in and knocked down a jumper on the first possession to give the Mavs a lead they wouldn't relinquish.

UTRGV W, 91-73

UTRGV - 73 Record: 6-12 (2-5). Player stats for Arven Freeman, Daylen Williams, Elijah Elliott, C.J. Booker, Hassan Abdul-Hakim, J.J. Howard, Sherman Brashear, Salouu Beye, Alex Horak, Isaiah Barganier, Roy Jones III, Fadi Mougharbel. Team totals: 27-63 9-14 16-21 16 25 41 19 73 13 13 10 4 6 -13.

Shooting By Period. 1st FG%: 15.27 44.4%. 2nd FG%: 3.4 37.5%. 3rd FG%: 6.10 60.7%. 4th FG%: 15.36 47.1%. FT%: 10.11 93.9%.

UT Arlington - 91 Record: 8-9 (4-3). Player stats for Shemar Wilson, Makaih Williams, DaJuan Gordon, Akil Vining, Brandy Tabot, Phillip Russell, Kade Douglas, Dwayne Koroma, Sterling Gaston-Chapman. Team totals: 26-65 15-36 24-25 14 23 37 17 91 19 15 9 6 4 -13.

Shooting By Period. 1st FG%: 12.33 36.4%. 2nd FG%: 1.19 36.6%. 3rd FG%: 12.13 92.3%. 4th FG%: 14.32 43.8%. FT%: 8.17 47.1%.

RGV vs UTA. Biggest lead: 2 (1st 16:35) 24 (2nd 8:41). Best Scoring Run: 8 (2nd 7:05) 10 (2nd 17:50). Points from Turnovers: 15 10. Period by Period Scoring: 1st 2nd TOT. RGV 33 40 73. UTA 43 48 91.

UTA took the lead at the midway point of the 1st half and never trailed again.

GAME BOXES & QUICK SNAPSHOTS

@ ACU

L, 78-67

UT Arlington - 67		Record: 9-10 (4-4)													
NO. Name	Min	FG	SP	FT	Rebounds		Fouls	TP	AS	ST	Blocks		+/-		
					OR	DR					BS	BA			
22 Shemar Wilson	F	33:40	4-8	1-1	2-6	6	12	3	5	11	1	3	0	1	-16
2 Makah Williams	G	32:10	5-13	2-5	5-6	0	3	4	3	17	2	3	2	0	1
3 DaJuan Gordon	G	35:25	5-13	1-4	2-7	2	9	11	3	4	13	3	4	0	-8
4 Akili Vining	G	29:44	4-14	1-6	2-2	1	1	2	4	1	11	2	3	1	0
5 Brandy Talbot	G	12:52	0-4	0-3	0-0	1	2	3	1	1	0	1	2	0	-2
11 Phillip Russell	F	24:48	2-12	1-6	4-4	2	1	3	16	0	3	1	1	0	-13
23 Sterling Gaston-Chapman	F	15:33	1-1	0-0	3-4	2	2	4	0	2	0	0	0	0	0
13 Kade Douglas	F	03:46	0-2	0-2	0-0	0	0	0	0	0	0	0	0	0	-5
11 Dwayne Koroma	F	11:01	0-0	0-0	1-2	1	0	4	2	3	1	1	0	0	4
Team															
Totals		21:55	6-27	19-31	17	28	45	21	25	57	8	18	12	2	4

Shooting By Period	
1st FG%	11-34 32.4%
2nd FG%	4-14 28.6%
3rd FG%	7-10 70.0%
4th FG%	10-31 32.3%
FT%	19-31 61.3%
GM FG%	26-60 43.3%
FT%	6-27 22.2%
3PT%	1-6 16.7%
Dead Ball Rebounds:	7.0

Abilene Christian - 78		Record: 7-11 (3-8)													
NO. Name	Min	FG	SP	FT	Rebounds		Fouls	TP	AS	ST	Blocks		+/-		
					OR	DR					BS	BA			
3 Leonardo Bettio	F	19:32	3-7	0-0	1-3	3	1	4	5	3	7	0	2	1	0
23 Aaron Simmons	F	9:20	0-1	0-0	2-2	5	2	10	12	4	4	23	0	5	2
4 Kevin McCain	G	33:18	1-5	0-1	0-1	1	3	4	2	2	2	1	2	1	0
21 Hunter Jack Madden	G	32:38	1-1	4-6	2-2	1	2	3	2	3	18	3	5	1	0
24 Ali Abdou Dibba	G	33:01	6-13	1-3	10-11	0	3	4	6	23	2	1	2	1	14
10 Aaron Ighion	G	32:32	0-4	0-1	0-0	1	7	8	2	1	0	1	2	1	0
0 JV Seat	G	13:24	1-3	0-1	1-2	0	2	3	1	3	0	0	0	0	0
10 Nasir DeArny	G	10:27	1-1	0-0	0-0	1	1	2	2	0	0	3	0	0	0
13 Muddubun Muekne	G	01:14	0-0	0-0	0-0	0	0	0	0	0	0	1	0	0	-3
2 Yaniel Rivera	F	01:43	0-0	0-0	0-0	0	0	0	0	0	0	0	0	0	0
Team															
Totals		28:60	7-14	19-25	11	32	43	25	20	78	7	19	9	4	2

Shooting By Period	
1st FG%	5-6 83.3%
2nd FG%	9-9 100.0%
3rd FG%	12-28 42.9%
4th FG%	16-39 41.0%
FT%	11-16 68.8%
GM FG%	26-60 43.3%
FT%	7-14 50.0%
3PT%	19-25 76.0%
Dead Ball Rebounds:	7.0

Period by Period Scoring			
1st	33	34	67
2nd	33	34	67
3rd	33	34	67
4th	33	34	67

UTA dug itself a 14-point 2nd-half deficit, but fought back to only trail by three, 59-56, with just under eight minutes remaining. However, they wouldn't get any closer.

@ GRAND CANYON

L, 67-61

Grand Canyon - 67		Record: 19-2 (9-1)													
NO. Name	Min	FG	SP	FT	Rebounds		Fouls	TP	AS	ST	Blocks		+/-		
					OR	DR					BS	BA			
24 Duke Brennan	F	26:29	2-4	0-0	1-1	2	4	6	4	2	5	1	1	1	0
30 Gabe McClothan	F	36:54	2-6	1-3	9-10	2	7	9	4	6	14	0	3	2	1
0 Ray Harrison	G	37:46	4-13	1-5	7-7	2	0	2	6	16	3	2	4	0	11
7 Tyson Grant-Foster	G	36:37	5-19	1-4	7-10	3	4	7	2	8	18	1	5	1	1
8 Collin Moore	G	33:35	1-4	0-3	6-6	1	0	1	4	4	8	1	3	1	0
10 Jovann Blacksheer Jr.	F	03:48	0-2	0-0	0-0	0	0	0	0	0	0	1	1	0	-9
5 Lok Wur	F	16:09	2-3	1-1	1-2	2	2	4	3	1	6	0	1	2	0
22 Josh Baker	F	05:05	0-1	0-0	0-0	0	0	0	0	0	0	3	0	0	1
20 Isiah Shaw	F	03:58	0-2	0-1	0-0	0	0	0	0	0	0	0	0	0	-7
2 Sydney Curry	F	00:29	0-0	0-0	0-0	0	0	0	0	0	0	0	0	0	-2
Team															
Totals		16:54	4-19	31-36	13	19	32	19	27	57	7	19	11	2	6

Shooting By Period	
1st FG%	9-28 32.1%
2nd FG%	2-11 18.2%
3rd FG%	10-11 90.9%
4th FG%	7-26 26.9%
FT%	21-25 84.0%
GM FG%	16-54 29.6%
FT%	4-9 44.4%
3PT%	31-36 86.1%
Dead Ball Rebounds:	6.1

UT Arlington - 61		Record: 9-11 (4-5)													
NO. Name	Min	FG	SP	FT	Rebounds		Fouls	TP	AS	ST	Blocks		+/-		
					OR	DR					BS	BA			
22 Shemar Wilson	F	25:25	3-9	0-2	4-4	3	3	6	5	7	10	1	1	4	-1
0 Aaron Cash	G	32:40	4-11	3-3	0-0	4	7	6	8	2	4	0	4	0	0
2 Makah Williams	G	28:59	4-7	2-4	3-4	0	4	4	13	2	8	2	8	0	-7
3 DaJuan Gordon	G	39:02	4-8	0-2	5-6	3	7	10	4	3	13	3	4	0	-12
4 Akili Vining	G	26:35	0-4	0-1	2-2	0	5	5	2	2	3	1	0	0	-13
5 Brandy Talbot	G	05:36	0-2	1-2	0-0	0	0	0	0	0	0	0	0	0	0
11 Dwayne Koroma	F	02:13	0-0	0-0	0-0	0	0	0	0	0	0	0	0	0	0
1 Phillip Russell	F	21:16	2-9	2-6	4-4	0	2	2	2	2	10	3	3	0	0
23 Sterling Gaston-Chapman	F	02:32	0-0	0-0	0-0	0	0	0	0	0	0	0	0	0	0
24 Darius Miles	F	09:14	1-2	0-1	0-0	0	0	0	0	0	0	0	0	0	14
Team															
Totals		19:52	5-22	18-20	11	24	35	27	18	61	11	25	10	6	2

Shooting By Period	
1st FG%	11-29 37.9%
2nd FG%	4-12 33.3%
3rd FG%	9-10 90.9%
4th FG%	8-23 34.8%
FT%	21-25 84.0%
GM FG%	16-54 29.6%
FT%	4-9 44.4%
3PT%	5-22 22.7%
Dead Ball Rebounds:	4.0

Period by Period Scoring			
1st	30	37	67
2nd	30	37	67
3rd	30	37	67
4th	30	37	67

UTA had a nine-point lead with four minutes remaining. However, GCU closed the game on a 17-2 run.

@ SOUTHERN UTAH

W, 76-68

UT Arlington - 76		Record: 10-11 (5-5)													
NO. Name	Min	FG	SP	FT	Rebounds		Fouls	TP	AS	ST	Blocks		+/-		
					OR	DR					BS	BA			
22 Shemar Wilson	F	30:28	1-7	0-1	0-0	0	6	6	4	2	2	0	1	0	5
0 Aaron Cash	G	18:18	0-2	0-1	1-2	4	4	8	2	1	0	2	3	0	0
2 Makah Williams	G	28:51	5-11	3-4	1-2	0	4	4	4	16	3	2	1	1	7
3 DaJuan Gordon	G	34:06	6-12	1-2	5-6	3	7	10	6	3	7	1	0	0	4
4 Akili Vining	G	09:25	0-3	0-1	0-0	0	0	0	0	0	0	0	0	0	-2
1 Phillip Russell	F	29:47	7-13	5-10	3-5	0	2	2	25	4	1	3	0	0	0
5 Brandy Talbot	G	27:35	3-5	2-4	2-2	1	4	5	0	1	0	2	4	0	0
23 Sterling Gaston-Chapman	F	10:56	0-0	0-0	0-0	1	1	2	0	0	0	0	1	0	0
11 Dwayne Koroma	F	01:17	0-0	0-0	0-0	0	0	0	0	0	0	0	0	0	0
24 Darius Miles	F	04:25	0-2	0-0	0-0	0	0	0	0	0	0	0	0	0	0
13 Kade Douglas	F	03:25	1-2	1-2	0-0	0	0	0	0	0	0	0	0	0	2
30 Fabio Basili	F	01:29	1-2	0-1	0-0	0	0	0	0	0	0	0	0	0	-3
Team															
Totals		26:62	12-26	12-17	12	28	40	22	19	76	13	18	10	6	4

Shooting By Period	
1st FG%	13-29 44.8%
2nd FG%	6-14 42.9%
3rd FG%	4-5 80.0%
4th FG%	13-33 39.4%
FT%	12-17 70.6%
GM FG%	12-26 46.2%
FT%	12-17 70.6%
3PT%	6-12 50.0%
Dead Ball Rebounds:	2.0

Southern Utah - 68		Record: 8-13 (3-7)													
NO. Name	Min	FG	SP	FT	Rebounds		Fouls	TP	AS	ST	Blocks		+/-		
					OR	DR					BS	BA			
14 Jamarri Siskley	F	30:09	4-15	0-3	0-0	1	4	3	0	9	8	0	0	0	-6
22 Parisa Fallah	C	17:55													

GAME BOXES & QUICK SNAPSHOTS

TARLETON STATE

L, 80-78

Table with columns: NO. Name, Min, FG, 3P, FT, Rebounds, Fouls, TP, AS, TO, ST, Blocks, +/-

Shooting By Period table with columns: 1st FG%, 2nd FG%, 3rd FG%, 4th FG%, GM FG%, FT%

UT Arlington - 78 table with columns: NO. Name, Min, FG, 3P, FT, Rebounds, Fouls, TP, AS, TO, ST, Blocks, +/-

Shooting By Period table with columns: 1st FG%, 2nd FG%, 3rd FG%, 4th FG%, GM FG%, FT%

Summary table with columns: Biggest lead, Best Scoring Run, Lead Changes, Times Tied, Time with Lead

Following a Tarleton turnover under its own hoop with 4.2 seconds remaining, UTA had a chance to force overtime, but DaJuan Gordon's layup just before the buzzer missed.

@ UTRGV

W, 89-70

UT Arlington - 89 table with columns: NO. Name, Min, FG, 3P, FT, Rebounds, Fouls, TP, AS, TO, ST, Blocks, +/-

Shooting By Period table with columns: 1st FG%, 2nd FG%, 3rd FG%, 4th FG%, GM FG%, FT%

UTRGV - 70 table with columns: NO. Name, Min, FG, 3P, FT, Rebounds, Fouls, TP, AS, TO, ST, Blocks, +/-

Shooting By Period table with columns: 1st FG%, 2nd FG%, 3rd FG%, 4th FG%, GM FG%, FT%

Summary table with columns: Biggest lead, Best Scoring Run, Lead Changes, Times Tied, Time with Lead

UTA created a double-figure lead 7 minutes in and never trailed.

SOUTHERN UTAH

W, 90-85

Southern Utah - 85 table with columns: NO. Name, Min, FG, 3P, FT, Rebounds, Fouls, TP, AS, TO, ST, Blocks, +/-

Shooting By Period table with columns: 1st FG%, 2nd FG%, 3rd FG%, 4th FG%, GM FG%, FT%

UT Arlington - 90 table with columns: NO. Name, Min, FG, 3P, FT, Rebounds, Fouls, TP, AS, TO, ST, Blocks, +/-

Shooting By Period table with columns: 1st FG%, 2nd FG%, 3rd FG%, 4th FG%, GM FG%, FT%

Summary table with columns: Biggest lead, Best Scoring Run, Lead Changes, Times Tied, Time with Lead

A 27-9 run bridging both halves turned a 30-15 deficit into a 42-39 lead, and UTA didn't trail the rest of the game.

UTAH TECH

W, 89-78

Utah Tech - 78 table with columns: NO. Name, Min, FG, 3P, FT, Rebounds, Fouls, TP, AS, TO, ST, Blocks, +/-

Shooting By Period table with columns: 1st FG%, 2nd FG%, 3rd FG%, 4th FG%, GM FG%, FT%

UT Arlington - 89 table with columns: NO. Name, Min, FG, 3P, FT, Rebounds, Fouls, TP, AS, TO, ST, Blocks, +/-

Shooting By Period table with columns: 1st FG%, 2nd FG%, 3rd FG%, 4th FG%, GM FG%, FT%

Summary table with columns: Biggest lead, Best Scoring Run, Lead Changes, Times Tied, Time with Lead

UTA erased a 13-point deficit thanks to 57% shooting in the 2nd half in which it scored a season-high 55 points. The Mavs used a 22-9 1st-half run to tie the game at the half.

@ SEATTLE U

W, 82-62

UT Arlington - 82 table with columns: NO. Name, Min, FG, 3P, FT, Rebounds, Fouls, TP, AS, TO, ST, Blocks, +/-

Shooting By Period table with columns: 1st FG%, 2nd FG%, 3rd FG%, 4th FG%, GM FG%, FT%

Seattle U - 62 table with columns: NO. Name, Min, FG, 3P, FT, Rebounds, Fouls, TP, AS, TO, ST, Blocks, +/-

Shooting By Period table with columns: 1st FG%, 2nd FG%, 3rd FG%, 4th FG%, GM FG%, FT%

Summary table with columns: Biggest lead, Best Scoring Run, Lead Changes, Times Tied, Time with Lead

UTA used three different scoring runs of 10+ in the 1st half to build a 31-point lead and SU didn't get closer than 13.

@ UTAH VALLEY

W, 78-65

UT Arlington - 78 table with columns: NO. Name, Min, FG, 3P, FT, Rebounds, Fouls, TP, AS, TO, ST, Blocks, +/-

Shooting By Period table with columns: 1st FG%, 2nd FG%, 3rd FG%, 4th FG%, GM FG%, FT%

Utah Valley - 65 table with columns: NO. Name, Min, FG, 3P, FT, Rebounds, Fouls, TP, AS, TO, ST, Blocks, +/-

Shooting By Period table with columns: 1st FG%, 2nd FG%, 3rd FG%, 4th FG%, GM FG%, FT%

Summary table with columns: Biggest lead, Best Scoring Run, Lead Changes, Times Tied, Time with Lead

UTA uted scored UVU, 26-13, over the final 9 minutes

GAME BOXES & QUICK SNAPSHOTS

CALIFORNIA BAPTIST

W, 71-57

California Baptist - 57
Record: 15-15 (8-11)
Table with columns: NO., Name, Min, FG, 3P, FT, Rebounds, Fouls, TP, AS, TO, ST, Blocks, +/-

Shooting By Period
1st FG%: 7.30 30.4%
3PT%: 2.9 22.2%
FT%: 13.13 100%

UT Arlington - 71
Record: 18-13 (13-7)
Table with columns: NO., Name, Min, FG, 3P, FT, Rebounds, Fouls, TP, AS, TO, ST, Blocks, +/-

Shooting By Period
1st FG%: 14.30 46.7%
3PT%: 5.12 41.7%
FT%: 4.6 66.7%

Technical Fouls: NONE
Points from Turnovers: CBU 21, UTA 26
Period by Period Scoring: 1st 29, 2nd 57

CBU erased an 18-point deficit to tie the game in the 2nd half, but the Mavs responded with a 6-0 run as part of a larger 14-2 stretch as they never faltered.

vs. SFA (WAC QFs)

W, 109-78

SFA - 78
Record: 18-15
Table with columns: NO., Name, Min, FG, 3P, FT, Rebounds, Fouls, TP, AS, TO, ST, Blocks, +/-

Shooting By Period
1st FG%: 9.26 34.6%
3PT%: 2.9 22.2%
FT%: 7.10 70%

UT Arlington - 109
Record: 19-13
Table with columns: NO., Name, Min, FG, 3P, FT, Rebounds, Fouls, TP, AS, TO, ST, Blocks, +/-

Shooting By Period
1st FG%: 14.25 56.0%
3PT%: 7.16 43.8%
FT%: 13.17 76.5%

Technical Fouls: Russell 1 14:59
Points from Turnovers: SFA 15, UTA 13
Period by Period Scoring: 1st 27, 2nd 51, 3rd 78

UTA made a WAC Tournament record 19 3-pointers.

vs. TSU (WAC SFs)

W, 87-84

UT Arlington - 87
Record: 20-13
Table with columns: NO., Name, Min, FG, 3P, FT, Rebounds, Fouls, TP, AS, TO, ST, Blocks, +/-

Shooting By Period
1st FG%: 16.28 57.1%
3PT%: 4.10 40.0%
FT%: 5.6 83.3%

Tarleton St. - 84
Record: 23-9
Table with columns: NO., Name, Min, FG, 3P, FT, Rebounds, Fouls, TP, AS, TO, ST, Blocks, +/-

Shooting By Period
1st FG%: 15.29 51.7%
3PT%: 2.10 20.0%
FT%: 7.7 100%

Technical Fouls: NONE
Points from Turnovers: UTA 12, TSU 9
Period by Period Scoring: 1st 39, 2nd 48, 3rd 87

Brandyn Talbot hit the game-winning 3-pointer with 3.3 seconds remaining, and UTA got a defensive stand to advance to the WAC Tournament Final.

vs. GCU (WAC Final)

L, 89-74

UT Arlington - 74
Record: 20-14
Table with columns: NO., Name, Min, FG, 3P, FT, Rebounds, Fouls, TP, AS, TO, ST, Blocks, +/-

Shooting By Period
1st FG%: 12.22 54.5%
3PT%: 4.12 30.8%
FT%: 4.6 50%

Grand Canyon - 89
Record: 29-4
Table with columns: NO., Name, Min, FG, 3P, FT, Rebounds, Fouls, TP, AS, TO, ST, Blocks, +/-

Shooting By Period
1st FG%: 13.33 33.3%
3PT%: 3.11 27.3%
FT%: 11.19 57.9%

Technical Fouls: Williams 1 11:40
Points from Turnovers: UTA 24, GCU 28
Period by Period Scoring: 1st 32, 2nd 42, 3rd 74

UTA only trailed by four, 78-74, with 35 seconds remaining before GCU ended the game on an 11-0 run primarily from the free throw line.

2023-24 OVERALL STATS

Game Records

Record	Overall	Home	Away	Neutral
ALL GAMES	20-14	12-3	5-10	3-1
CONFERENCE	13-7	8-2	5-5	0-0
NON-CONFERENCE	7-7	4-1	0-5	3-1

Score by Periods

Team	1st	2nd	OT	TOT
UT Arlington	1234	1370	10	2614
Opponents	1124	1366	2	2492

Team Box Score

No.	Player	Total			3-Point			F-Throw		Rebounds				Other Stats								
		GP-GS	MIN	AVG	FG-FGA	FG%	3FG-3FGA	3FG%	FT-FTA	FT%	OFF	DEF	TOT	AVG	PF	DQ	A	TO	BLK	STL	PTS	AVG
1	RUSSELL, Phillip	22-11	644:14	29.3	99-240	.413	52-137	.380	77-91	.846	8	33	41	1.9	58	1	97	52	4	20	327	14.9
3	GORDON, Dajuan	33-30	1013:30	30.7	142-310	.458	38-121	.314	104-138	.754	65	205	270	8.2	99	4	83	98	9	61	426	12.9
22	WILSON, Shemar	34-34	1020:28	30.0	136-263	.517	5-22	.227	134-190	.705	94	167	261	7.7	108	6	44	58	65	23	411	12.1
2	WILLIAMS, Makaih	34-30	828:23	24.4	113-254	.445	43-95	.453	97-128	.758	25	72	97	2.9	105	6	94	97	8	32	366	10.8
00	CASH, Aaron	32-18	700:05	21.9	93-195	.477	22-70	.314	16-22	.727	58	80	138	4.3	59	2	22	36	20	32	224	7.0
4	VINING, Akili	34-15	736:24	21.7	77-207	.372	42-114	.368	32-42	.762	7	76	83	2.4	64	1	80	42	6	32	228	6.7
12	BAGATSKIS, Freds Pauls	2-0	21:15	10.6	3-8	.375	3-7	.429	3-5	.600	0	3	3	1.5	0	0	0	0	0	12	6.0	
5	TALBOT, Brandyn	31-12	545:55	17.6	60-147	.408	42-108	.389	15-20	.750	19	45	64	2.1	36	0	46	25	3	8	177	5.7
13	DOUGLAS, Kade	23-1	327:42	14.2	41-122	.336	35-108	.324	10-14	.714	7	24	31	1.3	29	0	22	21	1	3	127	5.5
8	GIBSON, Chauncey	4-0	52:48	13.2	7-23	.304	4-15	.267	0-0	.000	2	7	9	2.3	3	0	3	5	1	1	18	4.5
11	KOROMA, Dwayne	33-14	481:26	14.6	56-84	.667	5-13	.385	26-45	.578	41	48	89	2.7	68	2	20	25	5	13	143	4.3
30	BASILI, Fabio	19-0	134:14	7.1	24-50	.480	9-26	.346	12-15	.800	5	17	22	1.2	24	0	17	21	2	3	69	3.6
23	GASTON-CHAPMAN, Sterling	26-5	243:34	9.4	18-53	.340	4-16	.250	17-26	.654	20	23	43	1.7	44	0	8	8	4	13	57	2.2
24	MILES, Darrius	14-0	75:03	5.4	11-25	.440	1-9	.111	6-11	.545	4	12	16	1.1	9	0	0	9	2	0	29	2.1
Team											49	59	108					29				
Total		34	6825		880-1981	.444	305-861	.354	549-747	.735	404	871	1275	37.5	706	22	536	526	130	241	2614	76.9
Opponents		34	6825		828-1961	.422	240-691	.347	596-805	.740	358	785	1143	33.6	666	21	455	465	121	256	2492	73.3

Team Statistics

	UTA	OPP
Scoring	2614	2492
Points per game	76.9	73.3
Scoring margin	+3.6	-
Field goals-att	880-1981	828-1961
Field goal pct	.444	.422
3 point fg-att	305-861	240-691
3-point FG pct	.354	.347
3-pt FG made per game	9.0	7.1
Free throws-att	549-747	596-805
Free throw pct	.735	.740
F-Throws made per game	16.1	17.5
Rebounds	1275	1143
Rebounds per game	37.5	33.6
Rebounding margin	+3.9	-
Assists	536	455
Assists per game	15.8	13.4
Turnovers	526	465
Turnovers per game	15.5	13.7
Turnover margin	-1.8	-
Assist/turnover ratio	1.0	1.0
Steals	241	256
Steals per game	7.1	7.5
Blocks	130	121
Blocks per game	3.8	3.6
Winning streak	0	-
Home win streak	3	-
Attendance	26660	71035
Home games-Avg/Game	15-1777	15-4736
Neutral site-Avg/Game	-	4-3212

Team Results

Date	Opponent		Score	Att.
11/06/2023	Oral Roberts	W	75-71	2185
11/11/2023	UT Tyler	W	95-64	2512
11/16/2023	at New Mexico	L	80-82	10484
11/19/2023	at Arizona	L	56-101	13403
11/22/2023	Alcorn	W	82-69	1119
11/25/2023	Texas St.	L	66-73	1280
11/29/2023	Abilene Christian	W	86-71	1275
12/02/2023	at Grand Canyon	L	69-76	7214
12/06/2023	North Texas-Dallas	W	74-37	1696
12/16/2023	vs Air Force	W	76-73	3752
12/21/2023	at Texas Tech	L	66-77	8940
12/23/2023	at North Texas	L	52-78	3357
01/01/2024	at Texas	L	62-79	10713
01/04/2024	at Tarleton St.	L	76-78	1078
01/06/2024	at SFA	L	73-92	2049
01/11/2024	Utah Valley	W	83-69	1112
01/13/2024	Seattle U	W	80-75	1009
01/18/2024	UTRGV	W	91-73	1824
01/20/2024	at Abilene Christian	L	67-78	1541
01/27/2024	Grand Canyon	L	61-67	2871
02/01/2024	at Southern Utah	W	76-68	1422
02/03/2024	at Utah Tech	W	87-66	1904
02/08/2024	at California Baptist	L	63-64	2550
02/10/2024	SFA	Wot	71-63	2393
02/15/2024	Tarleton St.	L	78-80	2110
02/17/2024	at UTRGV	W	89-70	2766
02/22/2024	Southern Utah	W	90-85	1622
02/24/2024	Utah Tech	W	89-78	1781
02/29/2024	at Seattle U	W	82-62	999
03/02/2024	at Utah Valley	W	78-65	2615
03/07/2024	California Baptist	W	71-57	1871
03/14/2024	vs SFA	W	109-78	1021
03/15/2024	vs Tarleton St.	W	87-84	4057
03/16/2024	vs Grand Canyon	L	74-89	4019

2023-24 CONFERENCE STATS

Game Records

Record	Overall	Home	Away	Neutral
ALL GAMES	13-7	8-2	5-5	0-0
CONFERENCE	13-7	8-2	5-5	0-0
NON-CONFERENCE	0-0	0-0	0-0	0-0

Score by Periods

Team	1st	2nd	OT	TOT
UT Arlington	741	809	10	1560
Opponents	627	808	2	1437

Team Box Score

No.	Player	Total			3-Point		F-Throw		Rebounds				Other Stats									
		GP-GS	MIN	AVG	FG-FGA	FG%	3FG-3FGA	3FG%	FT-FTA	FT%	OFF	DEF	TOT	AVG	PF	DQ	A	TO	BLK	STL	PTS	AVG
3	GORDON, Dajuan	19-18	639:07	33.6	96-189	.508	20-55	.364	80-105	.762	40	115	155	8.2	60	2	48	55	8	41	292	15.4
2	WILLIAMS, Makaih	20-20	525:30	26.3	81-175	.463	28-58	.483	68-87	.782	13	44	57	2.9	69	5	61	68	4	22	258	12.9
1	RUSSELL, Phillip	15-4	423:18	28.2	58-145	.400	32-86	.372	45-54	.833	5	27	32	2.1	34	0	60	30	4	13	193	12.9
22	WILSON, Shemar	20-20	595:08	29.8	68-133	.511	3-13	.231	73-101	.723	46	106	152	7.6	71	4	33	39	35	15	212	10.6
00	CASH, Aaron	18-14	473:05	26.3	65-133	.489	18-51	.353	14-18	.778	34	55	89	4.9	37	1	13	24	15	22	162	9.0
4	VINING, Akili	20-10	397:30	19.9	38-116	.328	21-63	.333	21-29	.724	4	36	40	2.0	37	0	45	24	5	21	118	5.9
30	BASILII, Fabio	8-0	49:33	6.2	13-26	.500	5-16	.313	12-14	.857	2	7	9	1.1	15	0	2	8	1	0	43	5.4
5	TALBOT, Brandyn	20-4	301:23	15.1	32-77	.416	24-59	.407	11-15	.733	11	27	38	1.9	22	0	23	17	2	4	99	5.0
8	GIBSON, Chauncey	4-0	52:48	13.2	7-23	.304	4-15	.267	0-0	.000	2	7	9	2.3	3	0	3	5	1	1	18	4.5
13	DOUGLAS, Kade	12-1	141:02	11.8	14-51	.275	12-46	.261	4-7	.571	3	11	14	1.2	17	0	9	9	0	1	44	3.7
11	KOROMA, Dwayne	20-4	223:39	11.2	27-37	.730	2-2	1.000	15-26	.577	16	23	39	2.0	35	0	4	11	2	7	71	3.6
23	GASTON-CHAPMAN, Sterling	17-5	174:12	10.2	13-31	.419	4-8	.500	15-23	.652	12	13	25	1.5	29	0	5	2	3	10	45	2.6
24	MILES, Darrius	6-0	28:44	4.8	2-6	.333	0-1	.000	1-2	.500	0	4	4	0.7	5	0	0	4	1	0	5	0.8
Team											25	35	60						19			
Total		20	4025		514-1142	.450	173-473	.366	359-481	.746	213	510	723	36.2	434	12	306	315	81	157	1560	78.0
Opponents		20	4025		465-1130	.412	132-396	.333	375-506	.741	216	468	684	34.2	416	18	247	305	64	157	1437	71.9

Team Statistics

	UTA	OPP
Scoring	1560	1437
Points per game	78.0	71.9
Scoring margin	+6.2	-
Field goals-att	514-1142	465-1130
Field goal pct	.450	.412
3 point fg-att	173-473	132-396
3-point FG pct	.366	.333
3-pt FG made per game	8.7	6.6
Free throws-att	359-481	375-506
Free throw pct	.746	.741
F-Throws made per game	18.0	18.8
Rebounds	723	684
Rebounds per game	36.2	34.2
Rebounding margin	+2.0	-
Assists	306	247
Assists per game	15.3	12.4
Turnovers	315	305
Turnovers per game	15.8	15.3
Turnover margin	-0.5	-
Assist/turnover ratio	1.0	0.8
Steals	157	157
Steals per game	7.9	7.9
Blocks	81	64
Blocks per game	4.1	3.2
Winning streak	6	-
Home win streak	3	-
Attendance	17868	24138
Home games-Avg/Game	10-1787	10-2414
Neutral site-Avg/Game	-	0-0

Team Results

Date	Opponent	Score	Att.
11/29/2023	Abilene Christian	W 86-71	1275
12/02/2023	at Grand Canyon	L 69-76	7214
01/04/2024	at Tarleton St.	L 76-78	1078
01/06/2024	at SFA	L 73-92	2049
01/11/2024	Utah Valley	W 83-69	1112
01/13/2024	Seattle U	W 80-75	1009
01/18/2024	UTRGV	W 91-73	1824
01/20/2024	at Abilene Christian	L 67-78	1541
01/27/2024	Grand Canyon	L 61-67	2871
02/01/2024	at Southern Utah	W 76-68	1422
02/03/2024	at Utah Tech	W 87-66	1904
02/08/2024	at California Baptist	L 63-64	2550
02/10/2024	SFA	Wot 71-63	2393
02/15/2024	Tarleton St.	L 78-80	2110
02/17/2024	at UTRGV	W 89-70	2766
02/22/2024	Southern Utah	W 90-85	1622
02/24/2024	Utah Tech	W 89-78	1781
02/29/2024	at Seattle U	W 82-62	999
03/02/2024	at Utah Valley	W 78-65	2615
03/07/2024	California Baptist	W 71-57	1871

2023-24 NON-CONFERENCE STATS

Game Records

Record	Overall	Home	Away	Neutral
ALL GAMES	7-7	4-1	0-5	3-1
CONFERENCE	0-0	0-0	0-0	0-0
NON-CONFERENCE	7-7	4-1	0-5	3-1

Score by Periods

Team	1st	2nd	OT	TOT
UT Arlington	493	561	0	1054
Opponents	497	558	0	1055

Team Box Score

No.	Player	Total			3-Point			F-Throw		Rebounds				Other Stats								
		GP-GS	MIN	AVG	FG-FGA	FG%	3FG-3FGA	3FG%	FT-FTA	FT%	OFF	DEF	TOT	AVG	PF	DQ	A	TO	BLK	STL	PTS	AVG
1	RUSSELL, Phillip	7-7	220:56	31.6	41-95	.432	20-51	.392	32-37	.865	3	6	9	1.3	24	1	37	22	0	7	134	19.1
22	WILSON, Shemar	14-14	425:20	30.4	68-130	.523	2-9	.222	61-89	.685	48	61	109	7.8	37	2	11	19	30	8	199	14.2
3	GORDON, Dajuan	14-12	374:23	26.7	46-121	.380	18-66	.273	24-33	.727	25	90	115	8.2	39	2	35	43	1	20	134	9.6
4	VINING, Akili	14-5	338:53	24.2	39-91	.429	21-51	.412	11-13	.846	3	40	43	3.1	27	1	35	18	1	11	110	7.9
2	WILLIAMS, Makaih	14-10	302:52	21.6	32-79	.405	15-37	.405	29-41	.707	12	28	40	2.9	36	1	33	29	4	10	108	7.7
13	DOUGLAS, Kade	11-0	186:40	17.0	27-71	.380	23-62	.371	6-7	.857	4	13	17	1.5	12	0	13	12	1	2	83	7.5
5	TALBOT, Brandyn	11-8	244:32	22.2	28-70	.400	18-49	.367	4-5	.800	8	18	26	2.4	14	0	23	8	1	4	78	7.1
12	BAGATSKIS, Freds Pauls	2-0	21:15	10.6	3-8	.375	3-7	.429	3-5	.600	0	3	3	1.5	0	0	0	0	0	0	12	6.0
11	KOROMA, Dwayne	13-10	257:47	19.8	29-47	.617	3-11	.273	11-19	.579	25	25	50	3.8	33	2	16	14	3	6	72	5.5
00	CASH, Aaron	14-4	226:59	16.2	28-62	.452	4-19	.211	2-4	.500	24	25	49	3.5	22	1	9	12	5	10	62	4.4
24	MILES, Darrius	8-0	46:19	5.8	9-19	.474	1-8	.125	5-9	.556	4	8	12	1.5	4	0	0	5	1	0	24	3.0
30	BASILI, Fabio	11-0	84:41	7.7	11-24	.458	4-10	.400	0-1	.000	3	10	13	1.2	9	0	15	13	1	3	26	2.4
23	GASTON-CHAPMAN, Sterling	9-0	69:22	7.7	5-22	.227	0-8	.000	2-3	.667	8	10	18	2.0	15	0	3	6	1	3	12	1.3
Team											24	24	48					10				
Total		14	2800		366-839	.436	132-388	.340	190-266	.714	191	361	552	39.4	272	10	230	211	49	84	1054	75.3
Opponents		14	2800		363-831	.437	108-295	.366	221-299	.739	142	317	459	32.8	250	3	208	160	57	99	1055	75.4

Team Statistics

	UTA	OPP
Scoring	1054	1055
Points per game	75.3	75.4
Scoring margin	-0.1	-
Field goals-att	366-839	363-831
Field goal pct	.436	.437
3 point fg-att	132-388	108-295
3-point FG pct	.340	.366
3-pt FG made per game	9.4	7.7
Free throws-att	190-266	221-299
Free throw pct	.714	.739
F-Throws made per game	13.6	15.8
Rebounds	552	459
Rebounds per game	39.4	32.8
Rebounding margin	+6.6	-
Assists	230	208
Assists per game	16.4	14.9
Turnovers	211	160
Turnovers per game	15.1	11.4
Turnover margin	-3.6	-
Assist/turnover ratio	1.1	1.3
Steals	84	99
Steals per game	6.0	7.1
Blocks	49	57
Blocks per game	3.5	4.1
Winning streak	0	-
Home win streak	1	-
Attendance	8792	46897
Home games-Avg/Game	5-1758	5-9379
Neutral site-Avg/Game	-	4-3212

Team Results

Date	Opponent		Score	Att.
11/06/2023	Oral Roberts	W	75-71	2185
11/11/2023	UT Tyler	W	95-64	2512
11/16/2023	at New Mexico	L	80-82	10484
11/19/2023	at Arizona	L	56-101	13403
11/22/2023	Alcorn	W	82-69	1119
11/25/2023	Texas St.	L	66-73	1280
12/06/2023	North Texas-Dallas	W	74-37	1696
12/16/2023	vs Air Force	W	76-73	3752
12/21/2023	at Texas Tech	L	66-77	8940
12/23/2023	at North Texas	L	52-78	3357
01/01/2024	at Texas	L	62-79	10713
03/14/2024	vs SFA	W	109-78	1021
03/15/2024	vs Tarleton St.	W	87-84	4057
03/16/2024	vs Grand Canyon	L	74-89	4019

2023-24 HOME STATS

Game Records

Record	Overall	Home	Away	Neutral
ALL GAMES	12-3	12-3	0-0	0-0
CONFERENCE	8-2	8-2	0-0	0-0
NON-CONFERENCE	4-1	4-1	0-0	0-0

Score by Periods

Team	1st	2nd	OT	TOT
UT Arlington	545	637	10	1192
Opponents	453	577	2	1032

Team Box Score

No.	Player	Total					3-Point			F-Throw		Rebounds				PF DQ A TO BLK STL PTS AVG						
		GP-GS	MIN	AVG	FG-FGA	FG%	3FG-3FGA	3FG%	FT-FTA	FT%	OFF	DEF	TOT	AVG	PF	DQ	A	TO	BLK	STL	PTS	AVG
3	GORDON, Dajuan	15-13	472:18	31.5	69-145	.476	22-61	.361	59-74	.797	35	93	128	8.5	46	2	33	43	5	37	219	14.6
1	RUSSELL, Phillip	7-0	199:35	28.5	28-67	.418	17-42	.405	21-25	.840	3	14	17	2.4	17	0	34	17	2	4	94	13.4
2	WILLIAMS, Makaih	15-13	387:14	25.8	52-116	.448	21-48	.438	61-75	.813	10	31	41	2.7	46	3	66	42	5	14	186	12.4
22	WILSON, Shemar	15-15	425:02	28.3	46-99	.465	3-10	.300	65-94	.691	40	88	128	8.5	46	3	19	26	26	15	160	10.7
00	CASH, Aaron	14-9	337:13	24.1	51-105	.486	11-37	.297	8-8	1.000	35	34	69	4.9	27	2	12	13	9	14	121	8.6
5	TALBOT, Brandyn	15-7	276:33	18.4	34-79	.430	26-59	.441	9-13	.692	9	18	27	1.8	14	0	28	16	1	3	103	6.9
4	VINING, Akili	15-9	315:29	21.0	32-84	.381	15-46	.326	23-26	.885	3	31	34	2.3	32	0	35	16	2	9	102	6.8
13	DOUGLAS, Kade	9-0	131:54	14.7	17-51	.333	16-48	.333	5-7	.714	3	11	14	1.6	11	0	15	8	0	0	55	6.1
12	BAGATSKIS, Freds Pauls	2-0	21:15	10.6	3-8	.375	3-7	.429	3-5	.600	0	3	3	1.5	0	0	0	0	0	0	12	6.0
8	GIBSON, Chauncey	3-0	38:03	12.7	6-19	.316	3-13	.231	0-0	.000	1	4	5	1.7	2	0	3	3	0	1	15	5.0
11	KOROMA, Dwayne	14-5	208:26	14.9	27-41	.659	1-7	.143	11-19	.579	16	19	35	2.5	33	1	9	13	4	4	66	4.7
24	MILES, Darrius	6-0	44:38	7.4	8-16	.500	1-7	.143	0-0	.000	3	7	10	1.7	7	0	0	6	1	0	17	2.8
30	BASILI, Fabio	7-0	54:39	7.8	8-15	.533	2-8	.250	0-1	.000	2	8	10	1.4	10	0	11	13	1	2	18	2.6
23	GASTON-CHAPMAN, Sterling	13-4	112:42	8.7	8-27	.296	2-11	.182	6-9	.667	12	10	22	1.7	24	0	6	4	3	7	24	1.8
Team											16	27	43								15	
Total		15	3025		389-872	.446	143-404	.354	271-356	.761	188	398	586	39.1	315	11	271	235	59	110	1192	79.5
Opponents		15	3025		333-834	.399	95-285	.333	271-364	.745	139	328	467	31.1	304	12	194	212	42	111	1032	68.8

Team Statistics

	UTA	OPP
Scoring	1192	1032
Points per game	79.5	68.8
Scoring margin	+10.7	-
Field goals-att	389-872	333-834
Field goal pct	.446	.399
3 point fg-att	143-404	95-285
3-point FG pct	.354	.333
3-pt FG made per game	9.5	6.3
Free throws-att	271-356	271-364
Free throw pct	.761	.745
F-Throws made per game	18.1	18.1
Rebounds	586	467
Rebounds per game	39.1	31.1
Rebounding margin	+7.9	-
Assists	271	194
Assists per game	18.1	12.9
Turnovers	235	212
Turnovers per game	15.7	14.1
Turnover margin	-1.5	-
Assist/turnover ratio	1.2	0.9
Steals	110	111
Steals per game	7.3	7.4
Blocks	59	42
Blocks per game	3.9	2.8
Winning streak	3	-
Home win streak	3	-
Attendance	26660	0
Home games-Avg/Game	15-1777	0-0
Neutral site-Avg/Game	-	0-0

Team Results

Date	Opponent		Score	Att.
11/06/2023	Oral Roberts	W	75-71	2185
11/11/2023	UT Tyler	W	95-64	2512
11/22/2023	Alcorn	W	82-69	1119
11/25/2023	Texas St.	L	66-73	1280
11/29/2023	Abilene Christian	W	86-71	1275
12/06/2023	North Texas-Dallas	W	74-37	1696
01/11/2024	Utah Valley	W	83-69	1112
01/13/2024	Seattle U	W	80-75	1009
01/18/2024	UTRGV	W	91-73	1824
01/27/2024	Grand Canyon	L	61-67	2871
02/10/2024	SFA	Wot	71-63	2393
02/15/2024	Tarleton St.	L	78-80	2110
02/22/2024	Southern Utah	W	90-85	1622
02/24/2024	Utah Tech	W	89-78	1781
03/07/2024	California Baptist	W	71-57	1871

2023-24 AWAY STATS

Game Records

Record	Overall	Home	Away	Neutral
ALL GAMES	5-10	0-0	5-10	0-0
CONFERENCE	5-5	0-0	5-5	0-0
NON-CONFERENCE	0-5	0-0	0-5	0-0

Score by Periods

Team	1st	2nd	OT	TOT
UT Arlington	528	548	0	1076
Opponents	530	606	0	1136

Team Box Score

No.	Player	Total			3-Point			F-Throw		Rebounds				Other								
		GP-GS	MIN	AVG	FG-FGA	FG%	3FG-3FGA	3FG%	FT-FTA	FT%	OFF	DEF	TOT	AVG	PF	DQ	A	TO	BLK	STL	PTS	AVG
22	WILSON, Shemar	15-15	462:44	30.8	71-130	.546	2-9	.222	52-68	.765	43	68	111	7.4	49	2	21	25	31	6	196	13.1
1	RUSSELL, Phillip	11-7	324:01	29.5	40-117	.342	18-61	.295	37-46	.804	4	17	21	1.9	26	0	43	20	2	13	135	12.3
3	GORDON, Dajuan	14-14	426:07	30.4	55-128	.430	8-39	.205	34-51	.667	23	85	108	7.7	40	2	40	42	4	17	152	10.9
2	WILLIAMS, Makaih	15-13	363:57	24.3	52-120	.433	19-40	.475	29-45	.644	11	38	49	3.3	48	3	21	45	3	14	152	10.1
4	VINING, Akili	15-6	321:35	21.4	36-105	.343	21-55	.382	8-14	.571	4	32	36	2.4	22	0	31	20	4	20	101	6.7
00	CASH, Aaron	14-6	293:29	21.0	34-71	.479	10-24	.417	8-14	.571	19	35	54	3.9	23	0	8	16	8	16	86	6.1
13	DOUGLAS, Kade	12-1	167:47	14.0	20-62	.323	16-52	.308	3-5	.600	3	12	15	1.3	16	0	4	10	0	2	59	4.9
30	BASILII, Fabio	11-0	76:12	6.9	16-35	.457	7-18	.389	12-14	.857	3	9	12	1.1	14	0	5	8	1	1	51	4.6
5	TALBOT, Brandyn	12-4	199:48	16.6	18-51	.353	10-36	.278	4-4	1.000	7	21	28	2.3	16	0	12	9	1	5	50	4.2
11	KOROMA, Dwayne	15-8	207:40	13.8	18-29	.621	1-2	.500	11-22	.500	20	23	43	2.9	24	1	7	10	1	8	48	3.2
23	GASTON-CHAPMAN, Sterling	10-1	113:56	11.4	9-22	.409	2-3	.667	11-17	.647	7	9	16	1.6	14	0	1	2	0	5	31	3.1
8	GIBSON, Chauncey	1-0	14:45	14.8	1-4	.250	1-2	.500	0-0	.000	1	3	4	4.0	1	0	0	2	1	0	3	3.0
24	MILES, Darrius	7-0	27:57	4.0	3-9	.333	0-2	.000	6-11	.545	1	5	6	0.9	2	0	0	3	1	0	12	1.7
Team											27	23	50					12				
Total		15	3000		373-883	.422	115-343	.335	215-311	.691	173	380	553	36.9	295	8	193	224	57	107	1076	71.7
Opponents		15	3000		392-906	.433	118-328	.360	234-324	.722	182	382	564	37.6	284	9	197	203	66	111	1136	75.7

Team Statistics

	UTA	OPP
Scoring	1076	1136
Points per game	71.7	75.7
Scoring margin	-4.0	-
Field goals-att	373-883	392-906
Field goal pct	.422	.433
3 point fg-att	115-343	118-328
3-point FG pct	.335	.360
3-pt FG made per game	7.7	7.9
Free throws-att	215-311	234-324
Free throw pct	.691	.722
F-Throws made per game	14.3	15.6
Rebounds	553	564
Rebounds per game	36.9	37.6
Rebounding margin	-0.7	-
Assists	193	197
Assists per game	12.9	13.1
Turnovers	224	203
Turnovers per game	14.9	13.5
Turnover margin	-1.4	-
Assist/turnover ratio	0.9	1.0
Steals	107	111
Steals per game	7.1	7.4
Blocks	57	66
Blocks per game	3.8	4.4
Winning streak	3	-
Home win streak	0	-
Attendance	0	71035
Home games-Avg/Game	0-0	15-4736
Neutral site-Avg/Game	-	0-0

Team Results

Date	Opponent		Score	Att.
11/16/2023	at New Mexico	L	80-82	10484
11/19/2023	at Arizona	L	56-101	13403
12/02/2023	at Grand Canyon	L	69-76	7214
12/21/2023	at Texas Tech	L	66-77	8940
12/23/2023	at North Texas	L	52-78	3357
01/01/2024	at Texas	L	62-79	10713
01/04/2024	at Tarleton St.	L	76-78	1078
01/06/2024	at SFA	L	73-92	2049
01/20/2024	at Abilene Christian	L	67-78	1541
02/01/2024	at Southern Utah	W	76-68	1422
02/03/2024	at Utah Tech	W	87-66	1904
02/08/2024	at California Baptist	L	63-64	2550
02/17/2024	at UTRGV	W	89-70	2766
02/29/2024	at Seattle U	W	82-62	999
03/02/2024	at Utah Valley	W	78-65	2615

2023-24 NEUTRAL STATS

Game Records

Record	Overall	Home	Away	Neutral
ALL GAMES	3-1	0-0	0-0	3-1
CONFERENCE	0-0	0-0	0-0	0-0
NON-CONFERENCE	3-1	0-0	0-0	3-1

Score by Periods

Team	1st	2nd	OT	TOT
UT Arlington	161	185	0	346
Opponents	141	183	0	324

Team Box Score

No.	Player	Total			3-Point			F-Throw		Rebounds				PF DQ A TO BLK STL PTS AVG								
		GP-GS	MIN	AVG	FG-FGA	FG%	3FG-3FGA	3FG%	FT-FTA	FT%	OFF	DEF	TOT	AVG	PF	DQ	A	TO	BLK	STL	PTS	AVG
1	RUSSELL, Phillip	4-4	120:38	30.2	31-56	.554	17-34	.500	19-20	.950	1	2	3	0.8	15	1	20	15	0	3	98	24.5
3	GORDON, Dajuan	4-3	115:04	28.8	18-37	.486	8-21	.381	11-13	.846	7	27	34	8.5	13	0	10	13	0	7	55	13.8
22	WILSON, Shemar	4-4	132:42	33.2	19-34	.559	0-3	.000	17-28	.607	11	11	22	5.5	13	1	4	7	8	2	55	13.8
11	KOROMA, Dwayne	4-1	65:20	16.3	11-14	.786	3-4	.750	4-4	1.000	5	6	11	2.8	11	0	4	2	0	1	29	7.3
2	WILLIAMS, Makaih	4-4	77:11	19.3	9-18	.500	3-7	.429	7-8	.875	4	3	7	1.8	11	0	7	10	0	4	28	7.0
13	DOUGLAS, Kade	2-0	28:01	14.0	4-9	.444	3-8	.375	2-2	1.000	1	1	2	1.0	2	0	3	3	1	1	13	6.5
4	VINING, Akili	4-0	99:20	24.8	9-18	.500	6-13	.462	1-2	.500	0	13	13	3.3	10	1	14	6	0	3	25	6.3
5	TALBOT, Brandyn	4-1	69:35	17.4	8-17	.471	6-13	.462	2-3	.667	3	6	9	2.3	6	0	6	0	1	0	24	6.0
00	CASH, Aaron	4-3	69:23	17.3	8-19	.421	1-9	.111	0-0	.000	4	11	15	3.8	9	0	2	7	3	2	17	4.3
23	GASTON-CHAPMAN, Sterling	3-0	16:56	5.6	1-4	.250	0-2	.000	0-0	.000	1	4	5	1.7	6	0	1	2	1	1	2	0.7
24	MILES, Darrius	1-0	02:28	2.5	0-0	.000	0-0	.000	0-0	.000	0	0	0	0.0	0	0	0	0	0	0	0	0.0
30	BASIL, Fabio	1-0	03:22	3.4	0-0	.000	0-0	.000	0-0	.000	0	0	0	0.0	0	0	1	0	0	0	0	0.0
Team											6	9	15					2				
Total		4	800		118-226	.522	47-114	.412	63-80	.788	43	93	136	34.0	96	3	72	67	14	24	346	86.5
Opponents		4	800		103-221	.466	27-78	.346	91-117	.778	37	75	112	28.0	78	0	64	50	13	34	324	81.0

Team Statistics

	UTA	OPP
Scoring	346	324
Points per game	86.5	81.0
Scoring margin	+5.5	-
Field goals-att	118-226	103-221
Field goal pct	.522	.466
3 point fg-att	47-114	27-78
3-point FG pct	.412	.346
3-pt FG made per game	11.8	6.8
Free throws-att	63-80	91-117
Free throw pct	.788	.778
F-Throws made per game	15.8	22.8
Rebounds	136	112
Rebounds per game	34.0	28.0
Rebounding margin	+6.0	-
Assists	72	64
Assists per game	18.0	16.0
Turnovers	67	50
Turnovers per game	16.8	12.5
Turnover margin	-4.3	-
Assist/turnover ratio	1.1	1.3
Steals	24	34
Steals per game	6.0	8.5
Blocks	14	13
Blocks per game	3.5	3.3
Winning streak	0	-
Home win streak	0	-
Attendance	0	0
Home games-Avg/Game	0-0	0-0
Neutral site-Avg/Game	-	4-3212

Team Results

Date	Opponent		Score	Att.
12/16/2023	vs Air Force	W	76-73	3752
03/14/2024	vs SFA	W	109-78	1021
03/15/2024	vs Tarleton St.	W	87-84	4057
03/16/2024	vs Grand Canyon	L	74-89	4019

UTA GAME-BY-GAME STATS

Opponent	Date	Score		Total		3-Pointers		Free throws		Rebounds				PF	A	TO	BLK	STL	PTS	AVG
				FG-FGA	PCT	3FG-3FGA	PCT	FT-FTA	PCT	OFF	DEF	TOT	AVG							
Oral Roberts	11/06/2023	75-71	W	24-69	.348	9-26	.346	18-25	.720	22	33	55	55.0	16	14	12	2	5	75	75.0
UT Tyler	11/11/2023	95-64	W	34-70	.486	17-43	.395	10-13	.769	15	33	48	51.5	16	26	15	1	7	95	85.0
at New Mexico	11/16/2023	80-82	L	30-65	.462	5-23	.217	15-20	.750	15	30	45	49.3	24	11	14	2	3	80	83.3
at Arizona	11/19/2023	56-101	L	22-61	.361	7-25	.280	5-12	.417	8	23	31	44.8	18	15	18	5	6	56	76.5
Alcorn	11/22/2023	82-69	W	29-61	.475	13-38	.342	11-15	.733	15	30	45	44.8	17	24	11	4	1	82	77.6
Texas St.	11/25/2023	66-73	L	19-44	.432	2-15	.133	26-36	.722	5	29	34	43.0	25	14	15	6	4	66	75.7
Abilene Christian	11/29/2023	86-71	W	27-47	.574	12-22	.545	20-28	.714	5	26	31	41.3	18	25	18	4	9	86	77.1
at Grand Canyon	12/02/2023	69-76	L	24-52	.462	6-15	.400	15-18	.833	9	20	29	39.8	30	9	20	2	6	69	76.1
North Texas-Dallas	12/06/2023	74-37	W	28-72	.389	9-30	.300	9-16	.563	26	30	56	41.6	14	22	13	2	10	74	75.9
vs Air Force	12/16/2023	76-73	W	24-55	.436	9-24	.375	19-22	.864	11	21	32	40.6	21	17	20	4	11	76	75.9
at Texas Tech	12/21/2023	66-77	L	24-60	.400	8-28	.286	10-13	.769	11	21	32	39.8	13	13	17	6	13	66	75.0
at North Texas	12/23/2023	52-78	L	15-50	.300	3-19	.158	19-26	.731	15	20	35	39.4	16	7	14	2	6	52	73.1
at Texas	01/01/2024	62-79	L	23-61	.377	12-27	.444	4-10	.400	16	19	35	39.1	17	12	15	5	5	62	72.2
at Tarleton St.	01/04/2024	76-78	L	24-51	.471	9-24	.375	19-25	.760	7	23	30	38.4	16	11	16	3	6	76	72.5
at SFA	01/06/2024	73-92	L	23-53	.434	9-24	.375	18-31	.581	11	21	32	38.0	22	13	18	6	5	73	72.5
Utah Valley	01/11/2024	83-69	W	26-53	.491	11-29	.379	20-29	.690	6	32	38	38.0	28	20	14	5	8	83	73.2
Seattle U	01/13/2024	80-75	W	25-46	.543	7-23	.304	23-32	.719	10	23	33	37.7	27	18	19	3	3	80	73.6
UTRGV	01/18/2024	91-73	W	26-65	.400	15-36	.417	24-25	.960	14	23	37	37.7	17	19	15	6	9	91	74.6
at Abilene Christian	01/20/2024	67-78	L	21-65	.323	6-27	.222	19-31	.613	17	28	45	38.1	20	8	18	2	12	67	74.2
Grand Canyon	01/27/2024	61-67	L	19-52	.365	5-22	.227	18-20	.900	11	24	35	37.9	27	11	25	6	10	61	73.5
at Southern Utah	02/01/2024	76-68	W	26-62	.419	12-26	.462	12-17	.706	12	28	40	38.0	22	13	18	6	10	76	73.6
at Utah Tech	02/03/2024	87-66	W	31-65	.477	9-26	.346	16-20	.800	13	33	46	38.4	21	20	13	4	9	87	74.2
at California Baptist	02/08/2024	63-64	L	26-58	.448	2-12	.167	9-15	.600	8	29	37	38.3	19	11	11	2	4	63	73.7
SFA	02/10/2024	71-63	Wot	24-63	.381	10-26	.385	13-15	.867	15	25	40	38.4	28	13	22	5	7	71	73.6
Tarleton St.	02/15/2024	78-80	L	23-58	.397	7-28	.250	25-28	.893	14	20	34	38.2	20	11	14	4	9	78	73.8
at UTRGV	02/17/2024	89-70	W	34-67	.507	9-23	.391	12-20	.600	14	28	42	38.3	21	19	14	2	9	89	74.4
Southern Utah	02/22/2024	90-85	W	32-64	.500	11-22	.500	15-24	.625	11	25	36	38.3	19	22	11	3	7	90	75.0
Utah Tech	02/24/2024	89-78	W	23-45	.511	10-21	.476	33-40	.825	6	20	26	37.8	23	17	15	4	10	89	75.5
at Seattle U	02/29/2024	82-62	W	27-58	.466	8-22	.364	20-24	.833	9	25	34	37.7	17	16	7	6	7	82	75.7
at Utah Valley	03/02/2024	78-65	W	23-55	.418	10-22	.455	22-29	.759	8	32	40	37.8	19	15	11	4	6	78	75.8
California Baptist	03/07/2024	71-57	W	30-63	.476	5-23	.217	6-10	.600	13	25	38	37.8	20	15	16	4	11	71	75.6
vs SFA	03/14/2024	109-78	W	37-63	.587	19-40	.475	16-20	.800	14	26	40	37.8	23	26	10	6	3	109	76.7
vs Tarleton St.	03/15/2024	87-84	W	32-57	.561	9-23	.391	14-16	.875	9	21	30	37.6	19	18	11	3	3	87	77.0
vs Grand Canyon	03/16/2024	74-89	L	25-51	.490	10-27	.370	14-22	.636	9	25	34	37.5	33	11	26	1	7	74	76.9
Total		2614		880-1981	.444	305-861	.354	549-747	.735	404	871	1275	37.5	706	536	526	130	241	2614	76.9
Opponents		2492		828-1961	.422	240-691	.347	596-805	.740	358	785	1143	33.6	666	455	465	121	256	2492	73.3

OPPONENT GAME-BY-GAME STATS

Opponent	Date	Score		Total		3-Pointers		Free throws		Rebounds				PF	A	TO	BLK	STL	PTS	AVG
				FG-FGA	PCT	3FG-3FGA	PCT	FT-FTA	PCT	OFF	DEF	TOT	AVG							
Oral Roberts	11/06/2023	75-71	W	24-60	.400	10-31	.323	13-22	.591	7	27	34	34.0	21	10	6	9	5	71	71.0
UT Tyler	11/11/2023	95-64	W	23-64	.359	8-21	.381	10-15	.667	12	21	33	33.5	15	15	15	0	6	64	67.5
at New Mexico	11/16/2023	80-82	L	30-69	.435	4-19	.211	18-26	.692	14	22	36	34.3	18	8	8	6	4	82	72.3
at Arizona	11/19/2023	56-101	L	38-73	.521	11-24	.458	14-15	.933	11	35	46	37.3	13	27	11	7	12	101	79.5
Alcorn	11/22/2023	82-69	W	25-63	.397	9-21	.429	10-13	.769	6	18	24	34.6	18	14	4	0	4	69	77.4
Texas St.	11/25/2023	66-73	L	25-55	.455	3-8	.375	20-29	.690	6	24	30	33.8	24	16	8	4	7	73	76.7
Abilene Christian	11/29/2023	86-71	W	25-55	.455	8-17	.471	13-19	.684	6	19	25	32.6	22	20	15	1	11	71	75.9
at Grand Canyon	12/02/2023	69-76	L	21-56	.375	6-23	.261	28-36	.778	17	20	37	33.1	15	8	14	2	12	76	75.9
North Texas-Dallas	12/06/2023	74-37	W	12-48	.250	5-14	.357	8-14	.571	9	20	29	32.7	17	9	19	4	6	37	71.6
vs Air Force	12/16/2023	76-73	W	26-50	.520	5-17	.294	16-22	.727	6	22	28	32.2	18	16	19	5	12	73	71.7
at Texas Tech	12/21/2023	66-77	L	28-62	.452	10-27	.370	11-13	.846	11	26	37	32.6	10	17	17	3	9	77	72.2
at North Texas	12/23/2023	52-78	L	28-53	.528	12-27	.444	10-15	.667	9	24	33	32.7	19	13	10	3	9	78	72.7
at Texas	01/01/2024	62-79	L	27-63	.429	9-25	.360	16-20	.800	20	25	45	33.6	17	15	12	8	3	79	73.2
at Tarleton St.	01/04/2024	76-78	L	27-57	.474	12-21	.571	12-16	.750	8	22	30	33.4	21	15	15	2	10	78	73.5
at SFA	01/06/2024	73-92	L	33-66	.500	12-25	.480	14-23	.609	15	27	42	33.9	26	20	15	3	10	92	74.7
Utah Valley	01/11/2024	83-69	W	17-55	.309	6-20	.300	29-39	.744	8	27	35	34.0	21	13	11	1	6	69	74.4
Seattle U	01/13/2024	80-75	W	22-53	.415	9-24	.375	22-30	.733	11	16	27	33.6	27	15	13	1	8	75	74.4
UTRGV	01/18/2024	91-73	W	27-63	.429	3-14	.214	16-21	.762	16	25	41	34.0	18	13	19	4	10	73	74.3
at Abilene Christian	01/20/2024	67-78	L	26-60	.433	7-14	.500	19-25	.760	11	32	43	34.5	25	7	19	4	9	78	74.5
Grand Canyon	01/27/2024	61-67	L	16-54	.296	4-19	.211	31-36	.861	13	19	32	34.4	19	7	19	2	11	67	74.2
at Southern Utah	02/01/2024	76-68	W	23-65	.354	4-16	.250	18-22	.818	15	26	41	34.7	21	10	15	4	10	68	73.9
at Utah Tech	02/03/2024	87-66	W	20-53	.377	7-22	.318	19-31	.613	9	23	32	34.5	21	10	18	6	4	66	73.5
at California Baptist	02/08/2024	63-64	L	21-55	.382	5-17	.294	17-25	.680	10	27	37	34.7	15	12	9	4	5	64	73.1
SFA	02/10/2024	71-63	Wot	21-55	.382	1-15	.067	20-27	.741	11	25	36	34.7	19	9	20	5	10	63	72.7
Tarleton St.	02/15/2024	78-80	L	26-52	.500	7-21	.333	21-25	.840	6	20	26	34.4	23	19	13	3	6	80	73.0
at UTRGV	02/17/2024	89-70	W	25-57	.439	7-22	.318	13-21	.619	9	23	32	34.3	19	14	17	1	5	70	72.8
Southern Utah	02/22/2024	90-85	W	30-58	.517	9-20	.450	16-22	.727	6	24	30	34.1	19	16	10	4	4	85	73.3
Utah Tech	02/24/2024	89-78	W	24-50	.480	9-23	.391	21-28	.750	12	20	32	34.0	28	7	20	2	7	78	73.5
at Seattle U	02/29/2024	82-62	W	20-57	.351	6-27	.222	16-19	.842	14	21	35	34.1	20	6	13	4	3	62	73.1
at Utah Valley	03/02/2024	78-65	W	25-60	.417	6-19	.316	9-17	.529	9	29									

UTA 1ST-HALF GAME-BY-GAME STATS

Opponent	Date	Score		Total		3-Pointers		Free throws		Rebounds										
				FG-FGA	PCT	3FG-3FGA	PCT	FT-FTA	PCT	OFF	DEF	TOT	AVG	PF	A	TO	BLK	STL	PTS	AVG
Oral Roberts	11/06/2023	75-71	W	10-35	.286	4-10	.400	7-10	.700	9	16	25	25.0	5	8	4	1	3	31	31.0
UT Tyler	11/11/2023	95-64	W	16-31	.516	9-20	.450	9-12	.750	5	18	23	24.0	6	14	6	1	3	50	40.5
at New Mexico	11/16/2023	80-82	L	13-29	.448	3-11	.273	7-11	.636	6	15	21	23.0	11	5	8	1	0	36	39.0
at Arizona	11/19/2023	56-101	L	14-29	.483	6-10	.600	3-4	.750	3	14	17	21.5	10	10	8	2	3	37	38.5
Alcorn	11/22/2023	82-69	W	14-34	.412	7-24	.292	1-2	.500	7	16	23	21.8	8	12	5	3	1	36	38.0
Texas St.	11/25/2023	66-73	L	9-21	.429	1-7	.143	8-10	.800	2	15	17	21.0	9	7	10	3	2	27	36.2
Abilene Christian	11/29/2023	86-71	W	14-27	.519	4-12	.333	9-14	.643	4	14	18	20.6	7	12	7	2	6	41	36.9
at Grand Canyon	12/02/2023	69-76	L	15-28	.536	5-9	.556	6-6	1.000	3	11	14	19.8	8	6	6	0	4	41	37.4
North Texas-Dallas	12/06/2023	74-37	W	15-47	.319	7-23	.304	2-4	.500	20	14	34	21.3	5	14	2	1	5	39	37.6
vs Air Force	12/16/2023	76-73	W	12-27	.444	5-11	.455	13-13	1.000	6	8	14	20.6	10	9	8	1	5	42	38.0
at Texas Tech	12/21/2023	66-77	L	10-28	.357	5-17	.294	0-0	.000	4	8	12	19.8	6	7	11	1	8	25	36.8
at North Texas	12/23/2023	52-78	L	6-25	.240	3-11	.273	4-7	.571	7	5	12	19.2	5	3	8	0	4	19	35.3
at Texas	01/01/2024	62-79	L	12-32	.375	7-14	.500	1-1	1.000	7	9	16	18.9	5	7	6	2	2	32	35.1
at Tarleton St.	01/04/2024	76-78	L	12-25	.480	6-14	.429	7-9	.778	2	10	12	18.4	6	6	8	1	5	37	35.2
at SFA	01/06/2024	73-92	L	10-24	.417	4-14	.286	3-6	.500	4	12	16	18.3	7	6	13	2	3	27	34.7
Utah Valley	01/11/2024	83-69	W	12-26	.462	3-14	.214	12-13	.923	2	19	21	18.4	11	10	4	2	4	39	34.9
Seattle U	01/13/2024	80-75	W	12-21	.571	3-10	.300	7-9	.778	3	11	14	18.2	12	8	12	3	3	34	34.9
UTRGV	01/18/2024	91-73	W	12-33	.364	7-19	.368	12-13	.923	8	13	21	18.3	6	10	6	3	4	43	35.3
at Abilene Christian	01/20/2024	67-78	L	11-34	.324	4-14	.286	7-10	.700	6	14	20	18.4	8	5	7	1	6	33	35.2
Grand Canyon	01/27/2024	61-67	L	11-29	.379	4-12	.333	9-10	.900	6	12	18	18.4	11	6	14	3	9	35	35.2
at Southern Utah	02/01/2024	76-68	W	13-29	.448	6-14	.429	4-5	.800	3	14	17	18.3	8	7	8	2	8	36	35.2
at Utah Tech	02/03/2024	87-66	W	17-36	.472	6-14	.429	7-8	.875	9	16	25	18.6	13	10	7	1	5	47	35.8
at California Baptist	02/08/2024	63-64	L	13-29	.448	0-5	.000	2-3	.667	6	16	22	18.8	7	6	6	1	2	28	35.4
SFA	02/10/2024	71-63	Wot	10-26	.385	5-14	.357	4-4	1.000	4	14	18	18.8	15	5	13	3	3	29	35.2
Tarleton St.	02/15/2024	78-80	L	12-27	.444	5-13	.385	4-4	1.000	6	13	19	18.8	6	6	8	3	3	33	35.1
at UTRGV	02/17/2024	89-70	W	17-30	.567	4-8	.500	4-7	.571	6	14	20	18.8	8	10	7	1	3	42	35.3
Southern Utah	02/22/2024	90-85	W	15-35	.429	5-12	.417	2-8	.250	6	14	20	18.9	8	9	6	2	4	37	35.4
Utah Tech	02/24/2024	89-78	W	10-22	.455	4-10	.400	10-13	.769	2	8	10	18.5	9	6	9	3	4	34	35.4
at Seattle U	02/29/2024	82-62	W	17-25	.680	6-12	.500	10-14	.714	0	14	14	18.4	9	9	2	5	5	50	35.9
at Utah Valley	03/02/2024	78-65	W	12-30	.400	8-17	.471	6-11	.545	3	18	21	18.5	8	10	4	3	3	38	35.9
California Baptist	03/07/2024	71-57	W	14-30	.467	5-12	.417	4-6	.667	7	11	18	18.5	10	3	10	3	5	37	36.0
vs SFA	03/14/2024	109-78	W	14-25	.560	7-16	.438	13-17	.765	5	17	22	18.6	11	11	6	4	1	48	36.3
vs Tarleton St.	03/15/2024	87-84	W	16-28	.571	2-10	.200	5-6	.833	4	12	16	18.5	6	7	7	1	1	39	36.4
vs Grand Canyon	03/16/2024	74-89	L	12-22	.545	4-13	.308	4-8	.500	4	17	21	18.6	14	5	16	0	3	32	36.3
Total		1234		432-979	.441	164-446	.368	206-278	.741	179	452	631	18.6	288	269	262	65	130	1234	36.3
Opponents		1124		402-987	.407	121-360	.336	199-279	.713	170	397	567	16.7	276	231	245	61	126	1124	33.1

OPPONENT 1ST-HALF GAME-BY-GAME STATS

Opponent	Date	Score		Total		3-Pointers		Free throws		Rebounds										
				FG-FGA	PCT	3FG-3FGA	PCT	FT-FTA	PCT	OFF	DEF	TOT	AVG	PF	A	TO	BLK	STL	PTS	AVG
Oral Roberts	11/06/2023	75-71	W	13-30	.433	6-16	.375	4-8	.500	3	18	21	21.0	8	7	3	6	3	36	36.0
UT Tyler	11/11/2023	95-64	W	9-33	.273	1-9	.111	5-6	.833	7	10	17	19.0	9	6	7	0	4	24	30.0
at New Mexico	11/16/2023	80-82	L	18-36	.500	3-10	.300	9-13	.692	5	12	17	18.3	7	5	1	2	2	48	36.0
at Arizona	11/19/2023	56-101	L	16-35	.457	4-13	.308	7-7	1.000	5	12	17	18.0	4	11	4	3	3	43	37.8
Alcorn	11/22/2023	82-69	W	12-31	.387	6-11	.545	3-6	.500	3	13	16	17.6	6	10	2	0	1	33	36.8
Texas St.	11/25/2023	66-73	L	13-31	.419	1-6	.167	5-8	.625	5	12	17	17.5	10	9	5	2	6	32	36.0
Abilene Christian	11/29/2023	86-71	W	13-27	.481	5-9	.556	3-5	.600	1	12	13	16.9	9	10	8	1	4	34	35.7
at Grand Canyon	12/02/2023	69-76	L	15-35	.429	4-16	.250	3-4	.750	10	9	19	17.1	5	7	8	2	4	37	35.9
North Texas-Dallas	12/06/2023	74-37	W	6-22	.273	2-7	.286	4-6	.667	3	13	16	17.0	7	4	8	3	0	18	33.9
vs Air Force	12/16/2023	76-73	W	14-23	.609	4-11	.364	5-8	.625	2	9	11	16.4	9	11	10	3	5	37	34.2
at Texas Tech	12/21/2023	66-77	L	17-29	.586	5-13	.385	0-0	.000	3	14	17	16.5	1	10	1	6	3	39	34.6
at North Texas	12/23/2023	52-78	L	16-26	.615	9-15	.600	3-4	.750	5	14	19	16.7	7	9	7	0	3	44	35.4
at Texas	01/01/2024	62-79	L	15-32	.469	5-13	.385	4-4	1.000	8	13	21	17.0	7	11	5	4	1	39	35.7
at Tarleton St.	01/04/2024	76-78	L	15-30	.500	7-12	.583	5-6	.833	5	11	16	16.9	8	10	8	2	7	42	36.1
at SFA	01/06/2024	73-92	L	15-34	.441	5-13	.385	2-4	.500	7	12	19	17.1	8	10	8	1	7	37	36.2
Utah Valley	01/11/2024	83-69	W	6-27	.222	2-8	.250	6-11	.545	4	12	16	17.0	10	4	6	0	0	20	35.2
Seattle U	01/13/2024	80-75	W	10-28	.357	5-13	.385	11-13	.846	8	7	15	16.9	10	8	7	0	4	36	35.2
UTRGV	01/18/2024	91-73	W	12-27	.444	3-8	.375	6-10	.600	5	14	19	17.0	9	7	9	1	5	33	35.1
at Abilene Christian	01/20/2024	67-78	L	14-32	.438	5-8	.625	8-9	.889	5	18	23	17.3	11	5	8	3	5	41	35.4
Grand Canyon	01/27/2024	61-67	L	9-28	.321	2-11	.182	10-11	.909	7	9	16	17.3	10	3	15	0	7	30	35.2
at Southern Utah	02/01/2024	76-68	W	10-29	.345	2-10	.200	5-6	.833	5	13	18	17.3	7	8	10	1	4	27	34.8
at Utah Tech	02/03/2024	87-66	W	8-24	.333	4-9	.444	13-22	.591	6	10	16	17.2	8	5	11	5	0	33	34.7
at California Baptist	02/08/2024	63-64	L	8-27	.296	2-10	.200	6-7	.857	4	11	15	17.1	6	4	4	1	4	24	34.2
SFA	02/10/2024	71-63	Wot	9-28	.321	0-7	.000	9-14	.643	6	11	17	17.1	7	3	10	2	7	27	33.9
Tarleton St.	02/15/2024	78-80	L	12-30	.400	3-12	.250	1-2	.500	5	9	14	17.0	8	9	6	2	3	28	33.7
at UTRGV	02/17/2024	89-70	W	11-27	.407	2-10	.200	2-4	.500	4	9	13	16.8	8	6	7	1	2	26	33.4
Southern Utah	02/22/2024	90-85	W	15-30	.500	5-11	.455	4-7	.571	2	15	17	16.9	7	7	6	3	2	39	33.6
Utah Tech	02/24/2024	89-78	W	11-27	.407	5-12	.417	7-10	.700	10	12	22	17.0	12	3	12	1	5	34	33.6
at Seattle U	02/29/2024	82-62	W	7-26	.269	1-10	.100	6-7	.857	5	9	14	16.9	11	1	9	0	1	21	33.2
at Utah Valley	03/02/2024	78-65	W	11-32	.344	2-8	.250	5-8	.625	5	18	23	17.1	9	5	5	6	2	29	33.0
California Baptist	03/07/2024	71-57	W	7-23	.304	2-9	.222	13-13	1.000	5	11	16	17.1	6	5	11	2	7	29	32.9
vs SFA	03/14/2024	109-78	W	9-26	.34															

UTA 2ND-HALF GAME-BY-GAME STATS

Opponent	Date	Score		Total		3-Pointers		Free throws		Rebounds				PF	A	TO	BLK	STL	PTS	AVG
				FG-FGA	PCT	3FG-3FGA	PCT	FT-FTA	PCT	OFF	DEF	TOT	AVG							
Oral Roberts	11/06/2023	75-71	W	14-34	.412	5-16	.313	11-15	.733	13	17	30	30.0	11	6	8	1	2	44	44.0
UT Tyler	11/11/2023	95-64	W	18-39	.462	8-23	.348	1-1	1.000	10	15	25	27.5	10	12	9	0	4	45	44.5
at New Mexico	11/16/2023	80-82	L	17-36	.472	2-12	.167	8-9	.889	9	15	24	26.3	13	6	6	1	3	44	44.3
at Arizona	11/19/2023	56-101	L	8-32	.250	1-15	.067	2-8	.250	5	9	14	23.3	8	5	10	3	3	19	38.0
Alcorn	11/22/2023	82-69	W	15-27	.556	6-14	.429	10-13	.769	8	14	22	23.0	9	12	6	1	0	46	39.6
Texas St.	11/25/2023	66-73	L	10-23	.435	1-8	.125	18-26	.692	3	14	17	22.0	16	7	5	3	2	49	39.5
Abilene Christian	11/29/2023	86-71	W	13-20	.650	8-10	.800	11-14	.786	1	12	13	20.7	11	13	11	2	3	45	40.3
at Grand Canyon	12/02/2023	69-76	L	9-24	.375	1-6	.167	9-12	.750	6	9	15	20.0	22	3	14	2	2	28	38.8
North Texas-Dallas	12/06/2023	74-37	W	13-25	.520	2-7	.286	7-12	.583	6	16	22	20.2	9	8	11	1	5	35	38.3
vs Air Force	12/16/2023	76-73	W	12-28	.429	4-13	.308	6-9	.667	5	13	18	20.0	11	8	12	3	6	34	37.9
at Texas Tech	12/21/2023	66-77	L	14-32	.438	3-11	.273	10-13	.769	7	13	20	20.0	7	6	6	5	5	41	38.2
at North Texas	12/23/2023	52-78	L	9-25	.360	0-8	.000	15-19	.789	8	15	23	20.3	11	4	6	2	2	33	37.8
at Texas	01/01/2024	62-79	L	11-29	.379	5-13	.385	3-9	.333	9	10	19	20.2	12	5	9	3	3	30	37.2
at Tarleton St.	01/04/2024	76-78	L	12-26	.462	3-10	.300	12-16	.750	5	13	18	20.0	10	5	8	2	1	39	37.3
at SFA	01/06/2024	73-92	L	13-29	.448	5-10	.500	15-25	.600	7	9	16	19.7	15	7	5	4	2	46	37.9
Utah Valley	01/11/2024	83-69	W	14-27	.519	8-15	.533	8-16	.500	4	13	17	19.6	17	10	10	3	4	44	38.3
Seattle U	01/13/2024	80-75	W	13-25	.520	4-13	.308	16-23	.696	7	12	19	19.5	15	10	7	0	0	46	38.7
UTRGV	01/18/2024	91-73	W	14-32	.438	8-17	.471	12-12	1.000	6	10	16	19.3	11	9	9	3	5	48	39.2
at Abilene Christian	01/20/2024	67-78	L	10-31	.323	2-13	.154	12-21	.571	11	14	25	19.6	12	3	11	1	6	34	38.9
Grand Canyon	01/27/2024	61-67	L	8-23	.348	1-10	.100	9-10	.900	5	12	17	19.5	16	5	11	3	1	26	38.3
at Southern Utah	02/01/2024	76-68	W	13-33	.394	6-12	.500	8-12	.667	9	14	23	19.7	14	6	10	4	2	40	38.4
at Utah Tech	02/03/2024	87-66	W	14-29	.483	3-12	.250	9-12	.750	4	17	21	19.7	8	10	6	3	4	40	38.5
at California Baptist	02/08/2024	63-64	L	13-29	.448	2-7	.286	7-12	.583	2	13	15	19.5	12	5	5	1	2	35	38.3
SFA	02/10/2024	71-63	Wot	11-32	.344	3-8	.375	7-8	.875	10	7	17	19.4	13	6	7	2	3	32	38.0
Tarleton St.	02/15/2024	78-80	L	11-31	.355	2-15	.133	21-24	.875	8	7	15	19.2	14	5	6	1	6	45	38.3
at UTRGV	02/17/2024	89-70	W	17-37	.459	5-15	.333	8-13	.615	8	14	22	19.3	13	9	7	1	6	47	38.7
Southern Utah	02/22/2024	90-85	W	17-29	.586	6-10	.600	13-16	.813	5	11	16	19.2	11	13	5	1	3	53	39.2
Utah Tech	02/24/2024	89-78	W	13-23	.565	6-11	.545	23-27	.852	4	12	16	19.1	14	11	6	1	6	55	39.8
at Seattle U	02/29/2024	82-62	W	10-33	.303	2-10	.200	10-10	1.000	9	11	20	19.1	8	7	5	1	2	32	39.5
at Utah Valley	03/02/2024	78-65	W	11-25	.440	2-5	.400	16-18	.889	5	14	19	19.1	11	5	7	1	3	40	39.5
California Baptist	03/07/2024	71-57	W	16-33	.485	0-11	.000	2-4	.500	6	14	20	19.2	10	12	6	1	6	34	39.3
vs SFA	03/14/2024	109-78	W	23-38	.605	12-24	.500	3-3	1.000	9	9	18	19.1	12	15	4	2	2	61	40.0
vs Tarleton St.	03/15/2024	87-84	W	16-29	.552	7-13	.538	9-10	.900	5	9	14	19.0	13	11	4	2	2	48	40.2
vs Grand Canyon	03/16/2024	74-89	L	13-29	.448	6-14	.429	10-14	.714	5	8	13	18.8	19	6	10	1	4	42	40.3
Total		1370		445-997	.446	139-411	.338	341-466	.732	224	415	639	18.8	418	265	262	65	110	1370	40.3
Opponents		1366		425-968	.439	119-328	.363	397-526	.755	187	386	573	16.9	388	223	218	60	130	1366	40.2

OPPONENT 2ND-HALF GAME-BY-GAME STATS

Opponent	Date	Score		Total		3-Pointers		Free throws		Rebounds				PF	A	TO	BLK	STL	PTS	AVG
				FG-FGA	PCT	3FG-3FGA	PCT	FT-FTA	PCT	OFF	DEF	TOT	AVG							
Oral Roberts	11/06/2023	75-71	W	11-30	.367	4-15	.267	9-14	.643	4	9	13	13.0	13	3	3	3	2	35	35.0
UT Tyler	11/11/2023	95-64	W	14-31	.452	7-12	.583	5-9	.556	5	11	16	14.5	6	9	8	0	2	40	37.5
at New Mexico	11/16/2023	80-82	L	12-33	.364	1-9	.111	9-13	.692	9	10	19	16.0	11	3	7	4	2	34	36.3
at Arizona	11/19/2023	56-101	L	22-38	.579	7-11	.636	7-8	.875	6	23	29	19.3	9	16	7	4	9	58	41.8
Alcorn	11/22/2023	82-69	W	13-32	.406	3-10	.300	7-7	1.000	3	5	8	17.0	12	4	2	0	3	36	40.6
Texas St.	11/25/2023	66-73	L	12-24	.500	2-2	1.000	15-21	.714	1	12	13	16.3	14	7	3	2	1	41	40.7
Abilene Christian	11/29/2023	86-71	W	12-28	.429	3-8	.375	10-14	.714	5	7	12	15.7	13	10	7	0	7	37	40.1
at Grand Canyon	12/02/2023	69-76	L	6-21	.286	2-7	.286	25-32	.781	7	11	18	16.0	10	1	6	0	8	39	40.0
North Texas-Dallas	12/06/2023	74-37	W	6-26	.231	3-7	.429	4-8	.500	6	7	13	15.7	10	5	11	1	6	19	37.7
vs Air Force	12/16/2023	76-73	W	12-27	.444	1-6	.167	11-14	.786	4	13	17	15.8	9	5	9	2	7	36	37.5
at Texas Tech	12/21/2023	66-77	L	11-33	.333	5-14	.357	11-13	.846	8	12	20	16.2	9	7	7	2	3	38	37.5
at North Texas	12/23/2023	52-78	L	12-27	.444	3-12	.250	7-11	.636	4	10	14	16.0	12	4	3	3	6	34	37.3
at Texas	01/01/2024	62-79	L	12-31	.387	4-12	.333	12-16	.750	12	12	24	16.6	10	4	7	4	2	40	37.5
at Tarleton St.	01/04/2024	76-78	L	12-27	.444	5-9	.556	7-10	.700	3	11	14	16.4	13	5	7	0	3	36	37.4
at SFA	01/06/2024	73-92	L	18-32	.563	7-12	.583	12-19	.632	8	15	23	16.9	18	10	7	2	3	55	38.5
Utah Valley	01/11/2024	83-69	W	11-28	.393	4-12	.333	23-28	.821	4	15	19	17.0	11	9	5	1	6	49	39.2
Seattle U	01/13/2024	80-75	W	12-25	.480	4-11	.364	11-17	.647	3	9	12	16.7	17	7	6	1	4	39	39.2
UTRGV	01/18/2024	91-73	W	15-36	.417	0-6	.000	10-11	.909	11	11	22	17.0	9	6	10	3	5	40	39.2
at Abilene Christian	01/20/2024	67-78	L	12-28	.429	2-6	.333	11-16	.688	6	14	20	17.2	14	2	11	1	4	37	39.1
Grand Canyon	01/27/2024	61-67	L	7-26	.269	2-8	.250	21-25	.840	6	10	16	17.1	9	4	4	2	4	37	39.0
at Southern Utah	02/01/2024	76-68	W	13-36	.361	2-6	.333	13-16	.813	10	13	23	17.4	14	2	5	3	6	41	39.1
at Utah Tech	02/03/2024	87-66	W	12-29	.414	3-13	.231	6-9	.667	3	13	16	17.3	13	5	7	1	4	33	38.8
at California Baptist	02/08/2024	63-64	L	13-28	.464	3-7	.429	11-18	.611	6	16	22	17.5	9	8	5	3	1	40	38.9
SFA	02/10/2024	71-63	Wot	11-21	.524	1-5	.200	11-13	.846	4	12	16	17.5	10	5	8	3	3	34	38.7
Tarleton St.	02/15/2024	78-80	L	14-22	.636	4-9	.444	20-23	.870	1	11	12	17.2	15	10	7	1	3	52	39.2
at UTRGV	02/17/2024	89-70	W	14-30	.467	5-12	.417	11-17	.647	5	14	19	17.3	11	8	10	0	3	44	39.4
Southern Utah	02/22/2024	90-85	W	15-28	.536	4-9	.444	12-15	.800	4	9	13	17.1	12	9	4	1	2	46	39.6
Utah Tech	02/24/2024	89-78	W	13-23	.565	4-11	.364	14-18	.778	2	8	10	16.9	16	4	8	1	2	44	39.8
at Seattle U	02/29/2024	82-62	W	13-31	.419	5-17	.294	10-12	.833	9	12	21	17.0	9	5	4	4	2	41	39.8
at Utah Valley	03/02/2024	78-65	W	14-28	.500	4-11	.364	4-9	.444	4	11	15	17.0	15	10	5	3	4	36	39.7
California Baptist	03/07/2024	71-57	W	9-26	.346	2-8	.250	8-11	.727	5	12	17	17.0	7	6	9	0	3	28	

UTA / OPPONENT TEAM GAME HIGHS & LOWS

UT Arlington - Game Highs

POINTS	109	vs SFA (N) (03/14/2024)
	95	UT Tyler (11/11/2023)
	91	UTRGV (01/18/2024)
	90	Southern Utah (02/22/2024)
	89	Utah Tech (02/24/2024)
	89	at UTRGV (02/17/2024)
FIELD GOALS MADE	37	vs SFA (N) (03/14/2024)
	34	at UTRGV (02/17/2024)
	34	UT Tyler (11/11/2023)
FIELD GOAL ATTEMPTS	72	North Texas-Dallas (12/06/2023)
	70	UT Tyler (11/11/2023)
FIELD GOAL PERCENTAGE	.587 (37-63)	vs SFA (N) (03/14/2024)
	.574 (27-47)	Abilene Christian (11/29/2023)
3 PT FG MADE	19	vs SFA (N) (03/14/2024)
	17	UT Tyler (11/11/2023)
3 PT FG ATTEMPTS	43	UT Tyler (11/11/2023)
	40	vs SFA (N) (03/14/2024)
3 PT FG PERCENTAGE	.545 (12-22)	Abilene Christian (11/29/2023)
	.500 (11-22)	Southern Utah (02/22/2024)
FREE THROWS MADE	33	Utah Tech (02/24/2024)
	26	Texas St. (11/25/2023)
FREE THROW ATTEMPTS	40	Utah Tech (02/24/2024)
	36	Texas St. (11/25/2023)
FREE THROW PERCENTAGE	.960 (24-25)	UTRGV (01/18/2024)
	.900 (18-20)	Grand Canyon (01/27/2024)
REBOUNDS	56	North Texas-Dallas (12/06/2023)
	55	Oral Roberts (11/06/2023)
ASSISTS	26	vs SFA (N) (03/14/2024)
	26	UT Tyler (11/11/2023)
STEALS	13	at Texas Tech (12/21/2023)
	12	at Abilene Christian (01/20/2024)
BLOCKED SHOTS	6	vs SFA (N) (03/14/2024)
	6	at Seattle U (02/29/2024)
	6	at Southern Utah (02/01/2024)
	6	Grand Canyon (01/27/2024)
	6	UTRGV (01/18/2024)
	6	at SFA (01/06/2024)
	6	at Texas Tech (12/21/2023)
	6	Texas St. (11/25/2023)
TURNOVERS	26	vs Grand Canyon (N) (03/16/2024)
	25	Grand Canyon (01/27/2024)
FOULS	33	vs Grand Canyon (N) (03/16/2024)
	30	at Grand Canyon (12/02/2023)

Opponent - Game Highs

POINTS	101	at Arizona (11/19/2023)
	92	at SFA (01/06/2024)
	89	vs Grand Canyon (N) (03/16/2024)
	85	Southern Utah (02/22/2024)
	84	vs Tarleton St. (N) (03/15/2024)
FIELD GOALS MADE	38	at Arizona (11/19/2023)
	33	at SFA (01/06/2024)
FIELD GOAL ATTEMPTS	73	at Arizona (11/19/2023)
	69	at New Mexico (11/16/2023)
FIELD GOAL PERCENTAGE	.528 (28-53)	at North Texas (12/23/2023)
	.521 (38-73)	at Arizona (11/19/2023)
3 PT FG MADE	12	at SFA (01/06/2024)
	12	at Tarleton St. (01/04/2024)
	12	at North Texas (12/23/2023)
3 PT FG ATTEMPTS	31	Oral Roberts (11/06/2023)
	27	at Seattle U (02/29/2024)
	27	at North Texas (12/23/2023)
	27	at Texas Tech (12/21/2023)
3 PT FG PERCENTAGE	.571 (12-21)	at Tarleton St. (01/04/2024)
	.500 (7-14)	at Abilene Christian (01/20/2024)
FREE THROWS MADE	37	vs Grand Canyon (N) (03/16/2024)
	31	Grand Canyon (01/27/2024)
FREE THROW ATTEMPTS	50	vs Grand Canyon (N) (03/16/2024)
	39	Utah Valley (01/11/2024)
FREE THROW PERCENTAGE	.933 (14-15)	at Arizona (11/19/2023)
	.909 (20-22)	vs Tarleton St. (N) (03/15/2024)
REBOUNDS	46	at Arizona (11/19/2023)
	45	at Texas (01/01/2024)
ASSISTS	27	at Arizona (11/19/2023)
	20	at SFA (01/06/2024)
	20	Abilene Christian (11/29/2023)
STEALS	12	vs Grand Canyon (N) (03/16/2024)
	12	vs Air Force (N) (12/16/2023)
	12	at Grand Canyon (12/02/2023)
	12	at Arizona (11/19/2023)
BLOCKED SHOTS	9	at Utah Valley (03/02/2024)
	9	Oral Roberts (11/06/2023)
TURNOVERS	20	California Baptist (03/07/2024)
	20	Utah Tech (02/24/2024)
	20	SFA (02/10/2024)
FOULS	28	Utah Tech (02/24/2024)
	27	Seattle U (01/13/2024)

UT Arlington - Game Lows

POINTS	52	at North Texas (12/23/2023)
	56	at Arizona (11/19/2023)
	61	Grand Canyon (01/27/2024)
	62	at Texas (01/01/2024)
	63	at California Baptist (02/08/2024)
FIELD GOALS MADE	15	at North Texas (12/23/2023)
	19	Grand Canyon (01/27/2024)
	19	Texas St. (11/25/2023)
FIELD GOAL ATTEMPTS	44	Texas St. (11/25/2023)
	45	Utah Tech (02/24/2024)
FIELD GOAL PERCENTAGE	.300 (15-50)	at North Texas (12/23/2023)
	.323 (21-65)	at Abilene Christian (01/20/2024)
3 PT FG MADE	2	at California Baptist (02/08/2024)
	2	Texas St. (11/25/2023)
3 PT FG ATTEMPTS	12	at California Baptist (02/08/2024)
	15	at Grand Canyon (12/02/2023)
	15	Texas St. (11/25/2023)
3 PT FG PERCENTAGE	.133 (2-15)	Texas St. (11/25/2023)
	.158 (3-19)	at North Texas (12/23/2023)
FREE THROWS MADE	4	at Texas (01/01/2024)
	5	at Arizona (11/19/2023)
FREE THROW ATTEMPTS	10	California Baptist (03/07/2024)
	10	at Texas (01/01/2024)
FREE THROW PERCENTAGE	.400 (4-10)	at Texas (01/01/2024)
	.417 (5-12)	at Arizona (11/19/2023)
REBOUNDS	26	Utah Tech (02/24/2024)
	29	at Grand Canyon (12/02/2023)
ASSISTS	7	at North Texas (12/23/2023)
	8	at Abilene Christian (01/20/2024)
STEALS	1	Alcorn (11/22/2023)
	3	vs Tarleton St. (N) (03/15/2024)
	3	vs SFA (N) (03/14/2024)
	3	Seattle U (01/13/2024)
	3	at New Mexico (11/16/2023)
BLOCKED SHOTS	1	vs Grand Canyon (N) (03/16/2024)
	1	UT Tyler (11/11/2023)
TURNOVERS	7	at Seattle U (02/29/2024)
	10	vs SFA (N) (03/14/2024)
FOULS	14	at Texas Tech (12/21/2023)
	14	North Texas-Dallas (12/06/2023)

Opponent - Game Lows

POINTS	37	North Texas-Dallas (12/06/2023)
	57	California Baptist (03/07/2024)
	62	at Seattle U (02/29/2024)
	63	SFA (02/10/2024)
	64	at California Baptist (02/08/2024)
	64	UT Tyler (11/11/2023)
FIELD GOALS MADE	12	North Texas-Dallas (12/06/2023)
	16	California Baptist (03/07/2024)
	16	Grand Canyon (01/27/2024)
FIELD GOAL ATTEMPTS	48	North Texas-Dallas (12/06/2023)
	49	California Baptist (03/07/2024)
FIELD GOAL PERCENTAGE	.250 (12-48)	North Texas-Dallas (12/06/2023)
	.296 (16-54)	Grand Canyon (01/27/2024)
3 PT FG MADE	1	SFA (02/10/2024)
	3	UTRGV (01/18/2024)
	3	Texas St. (11/25/2023)
3 PT FG ATTEMPTS	8	Texas St. (11/25/2023)
	14	at Abilene Christian (01/20/2024)
	14	UTRGV (01/18/2024)
	14	North Texas-Dallas (12/06/2023)
3 PT FG PERCENTAGE	.067 (1-15)	SFA (02/10/2024)
	.211 (4-19)	Grand Canyon (01/27/2024)
	.211 (4-19)	at New Mexico (11/16/2023)
FREE THROWS MADE	8	North Texas-Dallas (12/06/2023)
	8	Utah Valley (03/02/2024)
FREE THROW ATTEMPTS	13	at Texas Tech (12/21/2023)
	13	Alcorn (11/22/2023)
FREE THROW PERCENTAGE	.529 (9-17)	at Utah Valley (03/02/2024)
	.571 (8-14)	North Texas-Dallas (12/06/2023)
REBOUNDS	21	vs SFA (N) (03/14/2024)
	24	Alcorn (11/22/2023)
ASSISTS	7	at Seattle U (02/29/2024)
	7	Utah Tech (02/24/2024)
	7	Grand Canyon (01/27/2024)
	7	at Abilene Christian (01/20/2024)
STEALS	3	at Seattle U (02/29/2024)
	3	at Texas (01/01/2024)
BLOCKED SHOTS	0	Alcorn (11/22/2023)
	0	UT Tyler (11/11/2023)
TURNOVERS	4	Alcorn (11/22/2023)
	6	Oral Roberts (11/06/2023)
FOULS	10	at Texas Tech (12/21/2023)
	13	California Baptist (03/07/2024)
	13	at Arizona (11/19/2023)

UTA / OPPONENT PLAYER GAME HIGHS

UT Arlington - Individual Game Highs

POINTS	30	Phillip Russell vs SFA (N) (03/14/2024)
	29	Shemar Wilson vs Tarleton St. (N) (03/15/2024)
	29	Shemar Wilson at New Mexico (11/16/2023)
	28	Phillip Russell vs Air Force (N) (12/16/2023)
	24	Phillip Russell vs UTRGV (01/18/2024)
	24	Makaiah Williams at Tarleton St. (01/04/2024)
	24	Dajuan Gordon vs Oral Roberts (11/06/2023)
FIELD GOALS MADE	12	Shemar Wilson vs Tarleton St. (N) (03/15/2024)
	11	Shemar Wilson at New Mexico (11/16/2023)
FIELD GOAL ATTEMPTS	20	Dajuan Gordon vs Oral Roberts (11/06/2023)
	18	Phillip Russell at Texas Tech (12/21/2023)
FIELD GOAL PERCENTAGE (min 5 made)	1.000 (5-5)	Dwayne Koroma vs Tarleton St. (N) (03/15/2024)
	1.000 (5-5)	Dwayne Koroma vs California Baptist (03/07/2024)
3 PT FG MADE	7	Phillip Russell vs SFA (N) (03/14/2024)
	6	Kade Douglas vs Alcorn (11/22/2023)
3 PT FG ATTEMPTS	12	Kade Douglas vs Alcorn (11/22/2023)
	11	Kade Douglas vs UT Tyler (11/11/2023)
3 PT FG PERCENTAGE (min 2 made)	1.000 (3-3)	Makaiah Williams at Texas (01/01/2024)
	1.000 (2-2)	Dwayne Koroma vs Tarleton St. (N) (03/15/2024)
	1.000 (2-2)	Brandyn Talbot vs Tarleton St. (N) (03/15/2024)
	1.000 (2-2)	Dajuan Gordon vs Southern Utah (02/22/2024)
	1.000 (2-2)	Akili Vining at UTRGV (02/17/2024)
	1.000 (2-2)	Dajuan Gordon vs Tarleton St. (02/15/2024)
FREE THROWS MADE	10	Makaiah Williams vs Texas St. (11/25/2023)
	10	Shemar Wilson vs Texas St. (11/25/2023)
FREE THROW ATTEMPTS	14	Makaiah Williams vs Texas St. (11/25/2023)
	14	Shemar Wilson vs Texas St. (11/25/2023)
FREE THROW PERCENTAGE (min 3 made)	1.000 (8-8)	Phillip Russell vs Tarleton St. (N) (03/15/2024)
	1.000 (8-8)	Makaiah Williams vs Tarleton St. (02/15/2024)
	1.000 (7-7)	Shemar Wilson vs UTRGV (01/18/2024)
	1.000 (7-7)	Dajuan Gordon vs Oral Roberts (11/06/2023)
	1.000 (6-6)	Phillip Russell at Seattle U (02/29/2024)
	1.000 (6-6)	Makaiah Williams vs SFA (02/10/2024)
	1.000 (6-6)	Dajuan Gordon at Utah Tech (02/03/2024)
	1.000 (6-6)	Phillip Russell vs UTRGV (01/18/2024)
	1.000 (5-5)	Phillip Russell vs SFA (N) (03/14/2024)
	1.000 (4-4)	Phillip Russell at Utah Valley (03/02/2024)
	1.000 (4-4)	Dwayne Koroma vs Utah Tech (02/24/2024)
	1.000 (4-4)	Makaiah Williams vs Southern Utah (02/22/2024)
	1.000 (4-4)	Dajuan Gordon vs Tarleton St. (02/15/2024)
	1.000 (4-4)	Phillip Russell vs Grand Canyon (01/27/2024)
	1.000 (4-4)	Shemar Wilson vs Grand Canyon (01/27/2024)
	1.000 (4-4)	Phillip Russell at Abilene Christian (01/20/2024)
	1.000 (4-4)	Dajuan Gordon vs UTRGV (01/18/2024)
	1.000 (4-4)	Darius Miles at North Texas (12/23/2023)
	1.000 (4-4)	Makaiah Williams vs Air Force (N) (12/16/2023)
	1.000 (4-4)	Dwayne Koroma at Grand Canyon (12/02/2023)
REBOUNDS	17	Dajuan Gordon at Utah Tech (02/03/2024)
		Aaron Cash vs North Texas-Dallas (12/06/2023)
ASSISTS	10	Phillip Russell vs Tarleton St. (N) (03/15/2024)
	8	Phillip Russell vs Southern Utah (02/22/2024)
	8	Akili Vining vs Seattle U (01/13/2024)
	8	Makaiah Williams vs Utah Valley (01/11/2024)
	8	Makaiah Williams vs Abilene Christian (11/29/2023)
	8	Akili Vining vs Alcorn (11/22/2023)
STEALS	5	Dajuan Gordon vs SFA (02/10/2024)
	4	Dajuan Gordon vs California Baptist (03/07/2024)
	4	Dajuan Gordon vs Utah Tech (02/24/2024)
	4	Aaron Cash at UTRGV (02/17/2024)
	4	Dajuan Gordon at Abilene Christian (01/20/2024)
	4	Aaron Cash at Texas Tech (12/21/2023)
	4	Dajuan Gordon vs Abilene Christian (11/29/2023)
	4	Dajuan Gordon vs UT Tyler (11/11/2023)
BLOCKED SHOTS	5	Shemar Wilson at Southern Utah (02/01/2024)
	5	Shemar Wilson at Texas Tech (12/21/2023)
TURNOVERS	8	Makaiah Williams vs Grand Canyon (01/27/2024)
	7	Dajuan Gordon vs Grand Canyon (N) (03/16/2024)
	7	Dajuan Gordon at Southern Utah (02/01/2024)
	7	Makaiah Williams at Grand Canyon (12/02/2023)
FOULS	5	Akili Vining vs Grand Canyon (N) (03/16/2024)
	5	Phillip Russell vs Grand Canyon (N) (03/16/2024)
	5	Shemar Wilson vs Grand Canyon (N) (03/16/2024)
	5	Makaiah Williams at Utah Valley (03/02/2024)
	5	Shemar Wilson vs Utah Tech (02/24/2024)
	5	Makaiah Williams at Utah Tech (02/03/2024)
	5	Shemar Wilson vs Grand Canyon (01/27/2024)
	5	Makaiah Williams vs Seattle U (01/13/2024)
	5	Aaron Cash vs Seattle U (01/13/2024)
	5	Dajuan Gordon vs Utah Valley (01/11/2024)
	5	Makaiah Williams vs Utah Valley (01/11/2024)
	5	Shemar Wilson at SFA (01/06/2024)
	5	Dajuan Gordon at Texas (01/01/2024)
	5	Shemar Wilson at Grand Canyon (12/02/2023)
	5	Dajuan Gordon at Grand Canyon (12/02/2023)
	5	Makaiah Williams at Grand Canyon (12/02/2023)
	5	Dajuan Gordon vs Texas St. (11/25/2023)
	5	Shemar Wilson vs Texas St. (11/25/2023)
	5	Dwayne Koroma vs Texas St. (11/25/2023)
	5	Aaron Cash vs Alcorn (11/22/2023)

Opponent - Individual Game Highs

POINTS	32	Cameron Tyson at Seattle U (02/29/2024)
	29	Jamal Mashburn, Jr. at New Mexico (11/16/2023)
	26	Jason Edwards at North Texas (12/23/2023)
	25	Donovan Dent at New Mexico (11/16/2023)
	24	Devon Barnes vs Tarleton St. (N) (03/15/2024)
	24	Dominique Ford vs Southern Utah (02/22/2024)
FIELD GOALS MADE	11	Donovan Dent at New Mexico (11/16/2023)
	9	Cameron Tyson at Seattle U (02/29/2024)
	9	Parsa Fallah vs Southern Utah (02/22/2024)
	9	Jason Edwards at North Texas (12/23/2023)
	9	Jamal Mashburn, Jr. at New Mexico (11/16/2023)
FIELD GOAL ATTEMPTS	27	Cameron Tyson at Seattle U (02/29/2024)
	23	Jamal Mashburn, Jr. at New Mexico (11/16/2023)
FIELD GOAL PERCENTAGE (min 5 made)	.875 (7-8)	Darrion Williams at Texas Tech (11/19/2023)
	.857 (6-7)	Traivar Jackson vs Tarleton St. (N) (03/15/2024)
3 PT FG MADE	5	Cameron Tyson at Seattle U (02/29/2024)
	5	Dominique Ford vs Southern Utah (02/22/2024)
3 PT FG ATTEMPTS	17	Cameron Tyson at Seattle U (02/29/2024)
	12	Issac McBride vs Oral Roberts (11/06/2023)
3 PT FG PERCENTAGE (min 2 made)	1.000 (3-3)	Darrion Williams at Texas Tech (12/21/2023)
	1.000 (2-2)	Airion Simmons at Abilene Christian (01/20/2024)
	1.000 (2-2)	Jalil Beaubrun at SFA (01/06/2024)
	1.000 (2-2)	Paulius Murauskas at Arizona (11/19/2023)
FREE THROWS MADE	12	Blondeau Tchoukuegno vs California Baptist (03/07/2024)
	11	Tyon Grant-Foster vs Grand Canyon (N) (03/16/2024)
	11	Tyon Grant-Foster at Grand Canyon (12/02/2023)
FREE THROW ATTEMPTS	18	Tyon Grant-Foster vs Grand Canyon (N) (03/16/2024)
	14	Tyon Grant-Foster at Grand Canyon (12/02/2023)
FREE THROW PERCENTAGE (min 3 made)	1.000 (9-9)	Cameron Tyson at Seattle U (02/29/2024)
	1.000 (7-7)	Jakorie Smith vs Tarleton St. (N) (03/15/2024)
	1.000 (7-7)	Scotty Washington vs California Baptist (03/07/2024)
	1.000 (7-7)	Ray Harrison vs Grand Canyon (01/27/2024)
	1.000 (6-6)	Lok Wur vs Grand Canyon (N) (03/16/2024)
	1.000 (6-6)	Collin Moore vs Grand Canyon (01/27/2024)
	1.000 (6-6)	J.J. Howard vs UTRGV (01/18/2024)
	1.000 (6-6)	Pelle Larsson at Arizona (11/19/2023)
	1.000 (5-5)	Max Abmas at Texas (01/01/2024)
	1.000 (4-4)	Jovan Blacksher Jr. vs Grand Canyon (N) (03/16/2024)
	1.000 (4-4)	Emmanuel Innocenti vs Tarleton St. (N) (03/15/2024)
	1.000 (4-4)	Kimahri Wilson vs SFA (N) (03/14/2024)
	1.000 (4-4)	Zion Young vs Southern Utah (02/22/2024)
	1.000 (4-4)	Devon Barnes vs Tarleton St. (02/15/2024)
	1.000 (4-4)	Adam Moussa vs Tarleton St. (02/15/2024)
	1.000 (4-4)	Matt Hayman vs SFA (02/10/2024)
	1.000 (4-4)	Osiris Grady vs Utah Valley (01/11/2024)
	1.000 (4-4)	Issac McBride vs Oral Roberts (11/06/2023)
	1.000 (3-3)	Devon Barnes at Tarleton St. (01/04/2024)
	1.000 (3-3)	Josh Baker at Grand Canyon (12/02/2023)
REBOUNDS	12	Trevin Dorius at Utah Valley (03/02/2024)
	12	Airion Simmons at Abilene Christian (01/20/2024)
ASSISTS	8	Alex Schumacher vs Seattle U (01/13/2024)
	8	Kaden Gumbos vs Texas St. (11/25/2023)
STEALS	5	Emmanuel Innocenti vs Tarleton St. (N) (03/15/2024)
	4	Gabe McGlothlin vs Grand Canyon (N) (03/16/2024)
	4	Ray Harrison vs Grand Canyon (01/27/2024)
	4	Emmanuel Innocenti at Tarleton St. (01/04/2024)
	4	Jeffrey Mills vs Air Force (N) (12/16/2023)
	4	SERGEIN McCLAIN vs North Texas-Dallas (12/06/2023)
	4	Kavion McClain vs Abilene Christian (11/29/2023)
	4	Joshua O'Garro vs Texas St. (11/25/2023)
BLOCKED SHOTS	8	DeShang Weaver vs Oral Roberts (11/06/2023)
	5	Trevin Dorius at Utah Valley (03/02/2024)
TURNOVERS	8	Aric Demings vs Utah Tech (02/24/2024)
	6	Kellan Boylan vs Air Force (N) (12/16/2023)
	6	Tyon Grant-Foster at Grand Canyon (12/02/2023)
FOULS	5	Paris Dawson at Seattle U (02/29/2024)
	5	Jaylen Searles vs Utah Tech (02/24/2024)
	5	Tanner Christensen vs Utah Tech (02/24/2024)
	5	Zion Young vs Southern Utah (02/22/2024)
	5	Devon Barnes vs Tarleton St. (02/15/2024)
	5	Traivar Jackson vs Tarleton St. (02/15/2024)
	5	KiAndre Gaddy vs Tarleton St. (02/15/2024)
	5	Latrell Jossell vs SFA (02/10/2024)
	5	Tanner Christensen at Utah Tech (02/03/2024)
	5	Braden Housley at Southern Utah (02/01/2024)
	5	Zion Young at Southern Utah (02/01/2024)
	5	Dominique Ford at Southern Utah (02/01/2024)
	5	Sherman Brashear vs UTRGV (01/18/2024)
	5	Leonardo Bettiol at Abilene Christian (01/20/2024)
	5	Nana Antwi-Boasiako at SFA (01/06/2024)
	5	Kobe Williamson vs Seattle U (01/13/2024)
	5	KiAndre Gaddy at Tarleton St. (01/04/2024)
	5	Collin Moore at Grand Canyon (12/02/2023)
	5	Jeremiah Kendall vs Alcorn (11/22/2023)
	5	Dekedran Thorn vs Alcorn (11/22/2023)



SINGLE-GAME INDIVIDUAL PROGRAM RECORDS

POINTS

	Pts	Player	Opponent	Date
1.	44	Dink Ford	Texas Wesleyan	Dec. 28, 1964
2.	43	Steven Barber	at UTSA	Jan. 24, 2002
3.	41	Larry Moore	Centenary	Jan. 18, 1973
4.	39	Willie Brand	Prairie View A&M	Dec. 2, 1989
39		Jerry Janek	Texas Wesleyan	Dec. 29, 1962
6.	38	Erick Neal	Appalachian State	Feb. 1, 2018
38		Marquez Haynes	UTSA	Jan. 16, 2010
38		Steven Barber	Wichita State	Nov. 28, 2001
38		Mike Nau	Lamar	Feb. 14, 1967
10.	37	David Azore	at Little Rock	Jan. 22, 2022
37		Erick Neal	Appalachian State	Mar. 9, 2018
37		Reger Dowell	Western Kentucky	Mar. 1, 2014
37		Leonard Wilson	ULM	Mar. 6, 1993
37		Eric Gore	North Texas	Feb. 25, 1991
37		Bruce Tibbetts	at McMurry	Jan. 30, 1965
16.	36	David Azore	App State	Feb. 5, 2022
36		Marquez Haynes	vs. Texas A&M-Corpus Christi	Mar. 12, 2009
36		Keith Greene	McNeese State	Feb. 17, 2000
36		Sam Norton	at ULM	Mar. 5, 1984
36		Sam Norton	at Oral Roberts	Jan. 3, 1984
36		Eddie Stallings	Trinity	Feb. 1, 1969
36		Dink Ford	at Texas Wesleyan	Jan. 2, 1965
36		Bruce Tibbetts	at Texas Wesleyan	Jan. 2, 1965
36		John Reglin	at Texas Wesleyan	Jan. 25, 1964
25.	35	Erick Neal	at ULM	Feb. 15, 2018
35		Reger Dowell	Howard Payne	Nov. 13, 2014
35		Bobby Kenyon	Northwestern State	Feb. 27, 1992
35		Willie Brand	at Northwestern State	Feb. 16, 1991
35		Freddie Anderson	at North Texas	Jan. 14, 1976
35		Kenny Jenkins	at Denver	Jan. 10, 1976
35		Eddie Stallings	West Texas A&M	Jan. 2, 1969
35		Noel Roberts	Trinity	Jan. 5, 1963

FIELD GOALS MADE

	FG	Player	Opponent	Date
1.	20	Larry Moore	Centenary	Jan. 18, 1973
2.	16	Cal Tate	Texas Wesleyan	Feb. 15, 1978
16		Ronnie Marsh	at Abilene Christian	Jan. 22, 1973
16		Mike Nau	Lamar	Feb. 14, 1967
16		Noel Roberts	Trinity	Dec. 28, 1962
6.	15	Robert Taylor	Texas Wesleyan	Dec. 17, 1996
15		Bobby Kenyon	Huston-Tillotson	Nov. 29, 1990
15		Sam Norton	ULM	Feb. 25, 1984
15		Sam Norton	at Arkansas State	Jan. 28, 1984
15		Eddie Stallings	Trinity	Feb. 1, 1969
15		Bruce Tibbetts	at McMurry	Jan. 30, 1965
12.	14	David Azore	App State	Feb. 5, 2022
14		Sam Norton	at Oral Roberts	Jan. 3, 1984
14		Cal Tate	Texas Wesleyan	Feb. 15, 1978
14		Freeman Sparks	at McNeese State	Feb. 23, 1976
14		Freddie Anderson	at Louisiana Tech	Feb. 2, 1976
14		Freddie Anderson	at North Texas	Jan. 14, 1976
14		Kenny Jenkins	at Denver	Jan. 10, 1976
14		David Payne	Houston	Feb. 26, 1970
14		Sherman Evans	Tennessee Tech	Dec. 15, 1968
14		Dink Ford	vs. Texas Wesleyan	Dec. 12, 1964

FIELD GOAL ATTEMPTS

	FGA	Player	Opponent	Date
1.	30	Mike Nau	Texas Wesleyan	Dec. 4, 1965
30		Noel Roberts	Trinity	Jan. 5, 1963
3.	29	Miles Robertson	Pepperdine	Dec. 9, 1977
29		Larry Moore	Centenary	Jan. 18, 1973
29		Sherman Evans	at Lamar	Feb. 16, 1970
6.	28	David Azore	App State	Feb. 5, 2022
28		Eric Gore	University of Dallas	Dec. 8, 1990
28		Freddie Anderson	at Louisiana Tech	Feb. 2, 1976
9.	27	Marquez Haynes	North Texas	Nov. 18, 2009
27		Steven Barber	at Wichita State	Nov. 28, 2001
27		Robert Taylor	Texas Wesleyan	Dec. 17, 1996
27		Willie Brand	Sam Houston State	Jan. 11, 1990
27		Willie Brand	UTSA	Nov. 28, 1988
27		Sam Norton	at Oral Roberts	Jan. 3, 1984
15.	26	Cal Tate	Texas Wesleyan	Feb. 15, 1978
26		Ronnie Marsh	at Centenary	Feb. 5, 1973
26		Sherman Evans	Tennessee Tech	Dec. 15, 1969
26		Mike Nau	Lamar	Feb. 14, 1967

FIELD GOAL PERCENTAGE (Min. 5 Made)

	Pct. (FG-A)	Player	Opponent	Date
1.	1.000 (10-10)	Jermaine Griffin	at Lamar	Feb. 14, 2008
1.000 (10-10)		Ike Mitchell	at Lamar	Jan. 18, 1986
1.000 (10-10)		Albert Culton	vs. Valpariso	Jan. 10, 1981
1.000 (9-9)		Erick Neal	at Rice	Nov. 29, 2015
1.000 (9-9)		Roger Shute	at TAMU-Kingsville	Jan. 19, 1976
1.000 (7-7)		K. Akobundu-Ehiogu	Lamar	Dec. 11, 2021
1.000 (7-7)		Jorge Bilbao	at Louisiana	Feb. 7, 2015
1.000 (7-7)		Jermaine Griffin	UT Tyler	Nov. 11, 2006
1.000 (7-7)		Steven Thomas	at New Mexico State	Nov. 26, 2004
1.000 (6-6)		Shemar Wilson	Mary Hardin-Baylor	Nov. 13, 2021
1.000 (6-6)		Andres Ibarguen	vs. Georgia Southern	Mar. 16, 2019
1.000 (6-6)		Johnny Hamilton	Rice	Nov. 29, 2017
1.000 (6-6)		Jordan Reves	Houston Baptist	Jan. 5, 2011
1.000 (6-6)		Keith Howell	UT Permian Basin	Dec. 5, 2003
1.000 (6-6)		Donald Harris	at Baylor	Nov. 21, 2001
1.000 (5-5)		Dwayne Koroma	vs. Tarleton State	Mar. 15, 2024
1.000 (5-5)		Dwayne Koroma	California Baptist	Mar. 7, 2024
1.000 (5-5)		K. Akobundu-Ehiogu	Mary Hardin-Baylor	Nov. 13, 2021
1.000 (5-5)		Lazaro Rojas	Howard Payne	Dec. 22, 2020
1.000 (5-5)		Jabari Narcis	at #8 Gonzaga	Nov. 19, 2019
1.000 (5-5)		Link Kabadyundi	at Alabama	Nov. 21, 2017
1.000 (5-5)		Kennedy Eubanks	at Georgia Southern	Feb. 4, 2016
1.000 (5-5)		Anthony Walker	at South Alabama	Mar. 8, 2014
1.000 (5-5)		Anthony Walker	at Oklahoma	Dec. 17, 2013
1.000 (5-5)		Vincent Dillard	Samford	Nov. 12, 2013
1.000 (5-5)		Brandon Edwards	Central Arkansas	Feb. 7, 2011
1.000 (5-5)		Anthony Vereen	vs. Schreiner	Nov. 26, 2007
1.000 (5-5)		Jermaine Griffin	vs. UC Riverside	Nov. 12, 2007
1.000 (5-5)		Jermaine Griffin	San Diego	Dec. 4, 2004
1.000 (5-5)		Bill Washington	at Arkansas State	Dec. 6, 1997
1.000 (5-5)		Jesse Kemp	Lamar	Jan. 22, 1976

3-POINTERS MADE

	No.	Player	Opponent	Date
1.	9	Carson Bischoff	at Little Rock	Jan. 22, 2022
9		Erick Neal	at ULM	Feb. 15, 2018
9		Willie Brand	Northwestern State	Feb. 14, 1991
8		Eric Gore	at Charleston Southern	Dec. 28, 1991
5.	7	Phillip Russell	vs. Stephen F. Austin	Mar. 14, 2024
7		Erick Neal	Georgia State	Feb. 24, 2018
7		Kevin Hervey	at Louisiana	Mar. 4, 2017
7		Jamel Outler	vs Houston Baptist	Nov. 22, 2014
7		Kevin Butler	at Idaho	Feb. 14, 2013
7		LaMarcus Reed III	at A&M-Corpus Christi	Mar. 2, 2011
7		Roge'r Guignard	at UTSA	Feb. 20, 2008
7		Roge'r Guignard	vs. Hardin-Simmons	Dec. 29, 2007
7		Brady Dawkins	at Nicholls	Feb. 23, 2006
7		Jabari Johnson	at ULM	Mar. 1, 2001
7		Jabari Johnson	McNeese State	Jan. 27, 2000
7		Ronald Smith	McNeese State	Feb. 13, 1993
7		Ronald Smith	Stephen F. Austin	Jan. 23, 1993
7		Darrell Harmon	UTSA	Jan. 2, 1992
7		Glover Cody	McNeese State	Feb. 21, 1991
7		Rodrick Ford	UT Pan American	Dec. 19, 1988
7		Rodrick Ford	at UT Pan American	Dec. 19, 1987

3-POINT ATTEMPTS

	No.	Player	Opponent	Date
1.	17	Roge'r Guignard	at UTSA	Feb. 20, 2008
2.	16	Roge'r Guignard	at Texas Southern	Dec. 20, 2006
16		Robert Mays	Nicholls	Dec. 3, 1990
4.	15	Erick Neal	at South Alabama	Jan. 16, 2016
15		Reger Dowell	at Georgia State	Feb. 1, 2014
15		Jabari Johnson	McNeese State	Jan. 27, 2000
15		Leonard Wilson	at Northwestern State	Feb. 1, 1992
15		Bobby Kenyon	McNeese State	Feb. 21, 1991
15		Ronnie Pruitt	McNeese State	Feb. 21, 1991
10.	14	Erick Neal	at Georgia State	Jan. 25, 2018
14		Reger Dowell	Troy	Jan. 23, 2014
14		Ronald Smith	Stephen F. Austin	Jan. 23, 1993
14		Eric Gore	at Stephen F. Austin	Jan. 11, 1992
14		Eric Gore	at Charleston Southern	Dec. 28, 1991
14		Robert Mays	at New Mexico	Nov. 23, 1990
16.	13	Edric Dennis	at Coastal Carolina	Jan. 12, 2019
13		Kevin Hervey	Georgia State	Feb. 24, 2018
13		Brandon Long	at Houston Baptist	Nov. 29, 2008
13		Brandon Long	at Texas Southern	Dec. 20, 2006
13		Steven Barber	McNeese State	Jan. 27, 2000
13		Anthony Durham	McNeese State	Jan. 30, 1997
13		Willie Brand	Sam Houston State	Jan. 11, 1990
13		Willie Brand	UTSA	Nov. 28, 1988

3-POINT PERCENTAGE (Min. 5 Made)

	Pct. (FG-A)	Player	Opponent	Date
1.	1.000 (7-7)	Kevin Butler	at Idaho	Feb. 14, 2013
1.000 (5-5)		David Azore	at Georgia Southern	Jan. 8, 2022
1.000 (5-5)		Jabari Narcis	at #8 Gonzaga	Nov. 19, 2019
1.000 (5-5)		Scott Cross	UTSA	Feb. 14, 1998

SINGLE-GAME INDIVIDUAL PROGRAM RECORDS

FREE THROWS MADE

No.	Player	Opponent	Date
1.	20 Paul Renfro	Louisiana	Feb. 19, 1979
2.	19 Eddie Stallings	West Texas A&M	Jan. 2, 1969
3.	18 Dink Ford	TAMU-Commerce	Dec. 12, 1964
4.	17 David Azore	at Little Rock	Jan. 22, 2022
17	Jerry Janek	Texas Wesleyan	Dec. 29, 1962
6.	16 Steven Thomas	San Diego	Dec. 4, 2004
16	Steven Thomas	at UTSA	Jan. 10, 2004
16	Dink Ford	vs. Texas Wesleyan	Dec. 29, 1964
16	Jerry Janek	vs. Texas Wesleyan	Dec. 29, 1962
10.	15 Edric Dennis	vs. Little Rock	Jan. 19, 2019
15	Reger Dowell	Western Kentucky	Mar. 1, 2014
15	Paul Renfro	McNeese State	Feb. 3, 1979
15	Harvey Harris	Lamar	Dec. 18, 1962
14.	14 Scott Cross	Air Force	Dec. 22, 1997
14	Eddie Stallings	at Texas Tech	Jan. 20, 1968
14	Dink Ford	Angelo State	Feb. 8, 1966
14	Jay Hawley	vs. Texas Wesleyan	Dec. 29, 1960
14	LaMarcus Reed	at UTSA	Mar. 3, 2012

FREE THROW ATTEMPTS

No.	Player	Opponent	Date
1.	22 Eddie Stallings	West Texas A&M	Jan. 18, 1969
22	Steven Thomas	ULM	Jan. 22, 2005
3.	21 David Azore	at Little Rock	Jan. 22, 2022
21	Jerry Janek	Texas Wesleyan	Dec. 29, 1962
5.	20 Glover Cody	at Georgia State	Dec. 15, 1990
20	Paul Renfro	Louisiana	Feb. 19, 1979
7.	19 Bruce Tibbetts	Austin College	Dec. 10, 1964
8.	18 Reger Dowell	Western Kentucky	Mar. 1, 2014
18	Steven Thomas	Northwestern State	Jan. 12, 2005
18	Steven Barber	at Sam Houston State	March 6, 2001
18	Dink Ford	vs. Texas Wesleyan	Dec. 29, 1964

FREE THROW PERCENTAGE (Min. 10 Att.)

Pct. (FG-A)	Player	Opponent	Date
1. 1.000 (20-20)	Paul Renfro	at Louisiana	Feb. 19, 1979
1.000 (13-13)	Eddie Stallings	at Houston	Feb. 22, 1968
1.000 (12-12)	Jordan Reves	at McNeese State	Feb. 22, 2012
1.000 (12-12)	Derrick Obasohan	at Nicholls	Feb. 28, 2004
1.000 (12-12)	Brian Myers	at Northwestern State	Feb. 22, 1996
1.000 (12-12)	Paul Renfro	McNeese State	Jan. 28, 1980
1.000 (11-11)	Brandon Edwards	at South Alabama	Mar. 8, 2014
1.000 (11-11)	Rodrick Epps	at Texas State	Feb. 3, 2007
1.000 (11-11)	Keith Howell	at Northwestern State	Jan. 30, 2003
1.000 (11-11)	Melvin Polk	at TCU	Dec. 1, 1979
1.000 (11-11)	Paul Renfro	at Wichita State	Dec. 8, 1978
1.000 (11-11)	Mike Nau	vs. Austin College	Dec. 29, 1965
1.000 (10-10)	Rodrick Epps	at AMCC	Feb. 19, 2007
1.000 (10-10)	Reggie Brown	North Texas	Feb. 3, 1996
1.000 (10-10)	Keith Cornett	at Northwestern State	Feb. 4, 1995
1.000 (10-10)	Ricky Leggett	at Baylor	Dec. 16, 1980
1.000 (10-10)	Melvin Polk	at Baylor	Dec. 16, 1980

REBOUNDS

No.	Player	Opponent	Date
1.	24 Albert Culton	vs. Northeastern	Jan. 9, 1981
2.	23 Bruce Tibbetts	Austin College	Dec. 10, 1964
23	Jerry Janek	vs. Texas Wesleyan	Dec. 29, 1962
4.	22 Jermaine Griffin	UT Permian Basin	Dec. 1, 2005
5.	21 Mike Nau	Texas Wesleyan	Dec. 4, 1965
21	Mike Nau	Austin College	Dec. 13, 1966
21	Bruce Tibbetts	at McMurry	Jan. 30, 1965
8.	20 Sam Norton	McNeese State	Feb. 11, 1984
20	Mike Nau	Lamar	Feb. 14, 1967
20	Sherman Evans	at Samford	Dec. 18, 1971
11.	19 Brandon Edwards	at Troy	Mar. 6, 2014
19	Johnny McDowell	Sam Houston State	Jan. 21, 1993
19	Donny Beachum	UT Pan American	Jan. 21, 2004
19	John Reglin	Lamar	Feb. 14, 1967
19	John Reglin	Lamar	Jan. 8, 1966
19	Sam Norton	ULM	Feb. 2, 1984
19	Sherman Evans	Arkansas	Dec. 13, 1970

OFFENSIVE REBOUNDS (Since 1983-84)

No.	Player	Opponent	Date
1.	12 Aaron Cash	UNT Dallas	Dec. 6, 2023
12	Johnny McDowell	UTSA	Jan. 2, 1992
12	Sam Norton	McNeese State	Feb. 11, 1984
4.	11 Eric Gore	University of Dallas	Dec. 8, 1990
11	Sam Norton	Louisiana Tech	Mar. 1, 1984
11	Sam Norton	at Oral Roberts	Jan. 3, 1984
7.	10 Eric Gore	at ULM	Feb. 16, 1991
10	Michael Beasley	Morehead State	Jan. 3, 1989
9.	9 Johnny Hamilton	vs. Georgia State	Mar. 1, 2018
9	Bill Washington	at Northwestern State	Feb. 18, 1999
9	Bill Washington	at UTSA	Jan. 10, 1998
9	Robert Taylor	Texas Wesleyan	Dec. 17, 1996
9	Johnny McDowell	Sul Ross State	Dec. 4, 1992
9	Johnny McDowell	at Northwestern State	Feb. 1, 1992
9	Leonard Wilson	Nicholls	Dec. 3, 1990
9	Bill Nygard	Huston-Tillotson	Nov. 29, 1990

DEFENSIVE REBOUNDS (Since 1983-84)

No.	Player	Opponent	Date
1.	14 Jermaine Griffin	UT Permian Basin	Dec. 1, 2005
14	Robert Taylor	ULM	Feb. 27, 1997
14	Sam Norton	North Texas	Feb. 9, 1984
14	Sam Norton	ULM	Feb. 2, 1984
5.	13 DaJuan Gordon	at Utah Valley	Mar. 2, 2024
13	David Azore	at Texas State	Feb. 2, 2019
13	Kevin Hervey	at UTRGV	Dec. 16, 2018
13	Kevin Hervey	South Alabama	Feb. 25, 2017
13	Mack Callier	at Sam Houston State	Feb. 17, 2003
13	David Allen	North Texas	Jan. 14, 1989
11.	12 Shemar Wilson	at California Baptist	Feb. 8, 2024
12	DaJuan Gordon	at Utah Tech	Feb. 3, 2024
12	Shemar Wilson	Utah Valley	Jan. 11, 2024
12	David Azore	at Georgia Southern	Dec. 21, 2019
12	Kevin Hervey	Appalachian State	Feb. 1, 2018
12	Kevin Hervey	at Loyola Marymount	Dec. 22, 2016
12	Larry Posey	UTSA	Feb. 15, 2007
12	Steven Thomas	at Stephen F. Austin	Jan. 26, 2006
12	Anthony Durham	Northwestern State	Mar. 1, 1997
12	Bill Washington	Jarvis Christian	Dec. 2, 1996
12	Johnny McDowell	Sam Houston State	Jan. 21, 1993
12	Johnny McDowell	at Nicholls	Jan. 16, 1993
12	Johnny McDowell	vs. Gonzaga	Dec. 11, 1992
24.	11 DaJuan Gordon	vs. Air Force	Dec. 16, 2023
11	DaJuan Gordon	at New Mexico	Nov. 16, 2023
11	David Azore	at Louisiana Tech	Nov. 27, 2020
11	David Azore	at Appalachian State	Jan. 10, 2019
11	Johnny Hamilton	at Northern Iowa	Dec. 7, 2017
11	Kevin Hervey	at Grand Canyon	Nov. 20, 2014
11	Brandon Edwards	vs. ULM	Mar. 13, 2014
11	Brandon Edwards	at Troy	Mar. 6, 2014
11	Brandon Edwards	Samford	Nov. 12, 2013
11	LaMarcus Reed III	vs. Southeastern La	Feb. 19, 2011
11	Steven Thomas	SE Louisiana	Jan. 19, 2006
11	Steven Thomas	at South Florida	Dec. 29, 2004
11	Mack Callier	at Sam Houston State	Mar. 6, 2001
11	Mack Callier	Texas State	Feb. 12, 2001
11	Brian Myers	TAMU-Commerce	Dec. 11, 1993

ASSISTS

No.	Player	Opponent	Date
1.	17 Jermaine Johnson	at Sam Houston State	Dec. 28, 1998
2.	16 Sean Miller	at Northwestern State	Feb. 19, 1994
3.	15 Erick Neal	at Niagara	Nov. 25, 2017
15	Glover Cody	North Texas	Feb. 15, 1992
15	Glover Cody	at Northwestern State	Feb. 14, 1991
15	Glover Cody	at Sam Houston State	Jan. 25, 1991
6.	13 Erick Neal	UT Dallas	Nov. 27, 2017
13	Erick Neal	at BYU	Mar. 15, 2017
13	Erick Neal	Louisiana	Jan. 23, 2017
13	Erick Neal	UT Dallas	Dec. 5, 2016
13	Glover Cody	at Iowa State	Dec. 10, 1991
13	Glover Cody	vs. Army	Nov. 24, 1990
13	Ronnell Peters	at ULM	Feb. 25, 1984
13	Ricky Leggett	at Denver	Dec. 12, 1978
13	Jesse Kemp	McNeese State	Feb. 28, 1977
13	David Payne	at UT Pan American	Jan. 18, 1971
13	David Payne	at Texas Wesleyan	Dec. 16, 1969

SINGLE-GAME INDIVIDUAL PROGRAM RECORDS

BLOCKED SHOTS

No.	Player	Opponent	Date	
1.	9	Paul Renfro	Texas Wesleyan	Jan. 18, 1980
2.	8	Miles Robertson	Louisiana Tech	Mar. 1, 1979
3.	7	Kaodirichi Akobundu-Ehiogu	Louisiana	Jan. 15, 2021
	7	Johnny Hamilton	at Georgia State	Jan. 25, 2018
5.	6	K. Akobundu-Ehiogu	at South Alabama	Feb. 25, 2022
	6	K. Akobundu-Ehiogu	Lamar	Dec. 11, 2021
	6	Kaodirichi Akobundu-Ehiogu	at Arkansas State	Jan. 29, 2021
	6	Johnny Hamilton	Georgia Southern	Feb. 22, 2018
	6	Brandon Williams	vs Howard Payne	Dec. 20, 2014
	6	Jordan Reves	at San Jose State	Jan. 28, 2013
	6	Jordan Reves	vs. Louisiana Tech	Jan. 5, 2013
	6	Jermaine Griffin	at Western Illinois	Dec. 4, 2006
	6	Miles Robertson	St. Edward's	Nov. 26, 1977
	6	Trey Parker	Sam Houston State	Jan. 30, 2008
15.	5	Shemar Wilson	at Southern Utah	Feb. 1, 2024
	5	Shemar Wilson	at Texas Tech	Dec. 21, 2023
	5	K. Akobundu-Ehiogu	Little Rock	Feb. 17, 2022
	5	K. Akobundu-Ehiogu	South Alabama	Dec. 30, 2021
	5	Patrick Mwamba	Louisiana	Feb. 26, 2021
	5	Kaodirichi Akobundu-Ehiogu	Texas State	Feb. 11, 2021
	5	Kaodirichi Akobundu-Ehiogu	Louisiana	Jan. 16, 2021
	5	Kaodirichi Akobundu-Ehiogu	Dallas Christian	Dec. 17, 2020
	5	Brandon Edwards	ULM	Jan. 9, 2014
	5	Jermaine Griffin	at Texas State	Feb. 3, 2007
	5	Jermaine Griffin	UT Tyler	Nov. 11, 2006
	5	Roy Johnson	at Northwestern State	Feb. 26, 2004
	5	Jermaine Johnson	at UTSA	Jan. 7, 1999
	5	Johnny McDowell	McNeese State	Jan. 25, 1992
	5	Ralph McPherson	Arkansas State	Feb. 16, 1981
	5	Albert Culton	McNeese State	Feb. 7, 1981

STEALS

No.	Player	Opponent	Date	
1.	8	Bill Washington	McNeese State	Jan. 27, 2000
	8	Leonard Wilson	Nicholls	Dec. 3, 1990
3.	7	Shahada Wells	Little Rock	Jan. 22, 2021
	7	Bill Washington	Stephen F. Austin	Feb. 11, 1999
	7	Bill Washington	McMurry	Nov. 24, 1998
	7	Glover Cody	at North Texas	Feb. 28, 1991
	7	Rodrick Ford	US International	Feb. 5, 1987
	7	Rodrick Ford	at Stephen F. Austin	Jan. 16, 1987
	7	Ronnell Peters	Arkansas State	Feb. 1, 1986

TURNOVERS

No.	Player	Opponent	Date	
1.	12	Ricky Leggett	at Lamar	Mar. 4, 1978
2.	11	Erick Neat	at Georgia Southern	Jan. 27, 2018
	11	Johnny Hill	at Georgia State	Jan. 15, 2015
	11	Ronnie Marsh	at Hardin-Simmons	Feb. 2, 1974
5.	10	Lonnie McClanahan	at Texas State	Jan. 18, 2014
	10	Josh Daniel	ULM	Mar. 7, 2003
	10	Miles Robertson	at Lamar	Feb. 10, 1979
	10	Ricky Leggett	at Baylor	Dec. 16, 1980
	10	Greg Stuckey	at Lamar	Feb. 24, 1977

MINUTES PLAYED (Since 1973-74)

No.	Player	Opponent	Date	
1.	50	Jermaine Johnson	at Sam Houston State	Dec. 28, 1998
2.	49	David Azore	at Little Rock	Jan. 22, 2022
	49	Keith Howell	ULM	Mar. 7, 2003
	49	Donald Harris	at Sam Houston State	Dec. 28, 1998
5.	47	Rickey Leggett	McNeese State	Jan. 28, 1980
	47	Jeffrey Stewart	McNeese State	Jan. 28, 1980
	47	Miles Robertson	at Pepperdine	Dec. 9, 1977
	47	Cal Tate	at Pepperdine	Dec. 9, 1977
9.	46	Patrick Mwamba	at Little Rock	Jan. 22, 2022
	46	Rodrick Epps	at TCU	Nov. 18, 2006
	46	Larry Posey	at TCU	Nov. 18, 2006
	46	Donald Harris	at Stephen F. Austin	Feb. 6, 1999
	46	Bill Washington	at Stephen F. Austin	Feb. 6, 1999
13.	45	Jarrett Howell	at Sam Houston State	Mar. 7, 2006
	45	Josh Daniel	ULM	Mar. 7, 2003
	45	Keith Greene	at Stephen F. Austin	Feb. 6, 1999
	45	Reggie Brown	Sam Houston State	Feb. 13, 1997
	45	Doug Gann	vs. UNC Wilmington	Dec. 30, 1989
	45	Danny Johnson	Texas Southern	Jan. 13, 1983
	45	Ronny Newton	Louisiana Tech	Feb. 21, 1977
	45	Greg Stuckey	Louisiana Tech	Feb. 21, 1977
	45	Jesse Kemp	Louisiana Tech	Feb. 21, 1977
	45	Darnell Johnson	Louisiana Tech	Feb. 21, 1977
	45	Jesse Kemp	North Texas	Jan. 12, 1977

SINGLE-GAME TEAM PROGRAM RECORDS

POINTS

Total (Score)	Opponent	Date
1. 154 (154-85)	Huston-Tillotson	Nov. 29, 1990
2. 149 (149-86)	University of Dallas	Dec. 8, 1990
3. 138 (138-135, 3OT)	Lamar	Feb. 14, 1967
4. 130 (130-64)	Huston-Tillotson	Nov. 28, 1991
5. 126 (126-73)	Texas Wesleyan	Dec. 7, 1981
6. 124 (124-123, 3OT)	at Sam Houston State	Dec. 28, 1998
7. 121 (121-61)	Schreiner	Dec. 3, 1992
8. 118 (118-84)	at Texas State	Feb. 9, 1991
118 (118-117, 4OT)	Hardin-Simmons	Dec. 11, 1971
10. 117 (117-53)	Howard Payne	Dec. 22, 2020
117 (117-115)	Nicholls	Dec. 3, 1990
12. 116 (116-87)	St. Edward's	Nov. 26, 1977
13. 115 (115-109)	North Texas	Feb. 25, 1991
115 (115-100)	Texas Wesleyan	Jan. 2, 1965
15. 114 (114-78)	Texas Wesleyan	Dec. 17, 1968
16. 113 (113-81)	vs. San Francisco	Nov. 29, 1991
113 (113-104)	at Georgia State	Dec. 15, 1990
113 (113-85)	SE Louisiana	Dec. 1, 1990
113 (113-109, OT)	at Texas Wesleyan	Jan. 30, 1968
20. 111 (111-64)	Howard Payne	Nov. 13, 2013
111 (111-77)	McNeese State	Feb. 7, 1981
111 (111-92)	Abilene Christian	Jan. 31, 1970
111 (111-120)	Lamar	Feb. 6, 1968
24. 110 (110-103)	at Texas State	Feb. 3, 2007
110 (110-85)	Georgia State	Dec. 7, 1991
110 (110-92)	Texas Wesleyan	Jan. 8, 1987
110 (110-116)	at Sam Houston State	Dec. 11, 1967
110 (110-93)	Texas Wesleyan	Dec. 3, 1964
29. 109 (109-78)	vs. Stephen F. Austin	Mar. 14, 2024
109 (109-48)	Dallas Christian	Dec. 17, 2020
109 (109-96)	Hardin-Simmons	Dec. 11, 1978
32. 108 (108-71)	Louisiana	Jan. 23, 2017
108 (108-84)	at Nicholls	Jan. 2, 1991
108 (108-103)	UT Pan American	Feb. 26, 1968
108 (108-116)	Angelo State	Dec. 21, 1967
108 (108-95)	Trinity	Jan. 10, 1966
37. 107 (107-65)	Texas A&M-Kingsville	Nov. 29, 1982
38. 106 (106-76)	Tarleton State	Nov. 29, 1986
106 (106-116)	at Drake	Dec. 22, 1979
106 (106-72)	Abilene Christian	Feb. 19, 1973
41. 105 (105-89)	at BYU	Mar. 15, 2017
105 (105-63)	Austin College	Jan. 30, 2007
105 (105-91)	Sul Ross State	Dec. 4, 1992
44. 104 (104-75)	Mary Hardin-Baylor	Nov. 13, 2021
104 (104-106)	Louisiana	Feb. 27, 1978
104 (104-100)	vs. Texas Wesleyan	Dec. 28, 1964
47. 103 (103-61)	Southwestern	Nov. 12, 2022
103 (103-45)	Hardin-Simmons	Dec. 29, 2001
103 (103-88)	McNeese State	Feb. 20, 1992
103 (103-86)	Texas Wesleyan	Jan. 19, 1981
103 (103-115)	at Louisiana	Feb. 19, 1979
103 (103-70)	at Tarleton State	Feb. 1, 1966
103 (103-92)	Lamar	Feb. 27, 1965
54. 102 (102-72)	Texas Southern	Nov. 14, 2007
102 (102-108)	Denver	Dec. 12, 1977
102 (102-104, 2OT)	Texas Southern	Jan. 13, 1983
102 (102-90)	Texas Wesleyan	Dec. 4, 1965
102 (102-88)	at Texas Wesleyan	Jan. 25, 1964
59. 101 (101-85)	vs. Texas Wesleyan	Dec. 22, 2009
101 (101-123)	at Northwestern State	Feb. 19, 1994
101 (101-45)	Austin College	Dec. 3, 1991
101 (101-95)	Texas State	Jan. 12, 1991
101 (101-105, OT)	North Texas	Jan. 12, 1977
101 (101-110)	at North Texas	Jan. 14, 1976
101 (101-82)	UT Pan American	Jan. 21, 1971
101 (101-110)	Texas Wesleyan	Dec. 13, 1967
67. 100 (100-59)	Hardin-Simmons	Nov. 15, 2022
100 (100-97, 2OT)	at UTSA	Jan. 17, 2009
100 (100-85)	McNeese State	Feb. 18, 1995
100 (100-97, 2OT)	TAMU-Commerce	Dec. 11, 1993
100 (100-78)	at Sam Houston State	Feb. 20, 1993
100 (100-90)	North Texas	Feb. 15, 1992
100 (100-79)	US International	Feb. 5, 1987
100 (100-87)	McNeese State	Mar. 3, 1981
100 (100-74)	Hardin-Simmons	Jan. 12, 1981
100 (100-85)	McNeese State	Feb. 3, 1979
100 (100-89)	at Angelo State	Jan. 1, 1970
100 (100-92)	West Texas A&M	Mar. 1, 1968
In A Loss		
111 (111-120)	Lamar	Feb. 6, 1968

POINTS IN AN OVERTIME GAME

Total (Score)	Opponent	Date
1. 138 (138-135, 3OT)	Lamar	Feb. 14, 1967
2. 124 (124-123, 3OT)	at Sam Houston State	Dec. 28, 1998
3. 118 (118-117, 4OT)	Hardin-Simmons	Dec. 11, 1971
4. 113 (113-109, OT)	at Texas Wesleyan	Jan. 30, 1968
5. 102 (102-104, 2OT)	Texas Southern	Jan. 13, 1983
6. 101 (101-105, OT)	North Texas	Jan. 12, 1977
7. 100 (100-97, 2OT)	at UTSA	Jan. 17, 2009
100 (100-97, 2OT)	Texas A&M Commerce	Dec. 11, 1993

POINTS AT HOME

Total (Score)	Opponent	Date
1. 154 (154-85)	Huston-Tillotson	Nov. 29, 1990
2. 149 (149-86)	University of Dallas	Dec. 8, 1990
3. 138 (138-135, 3OT)	Lamar	Feb. 14, 1967
4. 130 (130-64)	Huston-Tillotson	Nov. 28, 1991
5. 126 (126-73)	Texas Wesleyan	Dec. 7, 1981
6. 121 (121-61)	Schreiner	Dec. 3, 1992
7. 118 (118-117, 4OT)	Hardin-Simmons	Dec. 11, 1971
8. 117 (117-53)	Howard Payne	Dec. 22, 2020
117 (117-115)	Nicholls	Dec. 3, 1990
10. 116 (116-87)	St. Edward's	Nov. 26, 1977
11. 115 (115-100)	Texas Wesleyan	Jan. 2, 1965

In Conference Play

117 (117-115)	Nicholls	Dec. 3, 1990
---------------	----------	--------------

vs. Non-Conference Opponent

154 (154-85)	Huston-Tillotson	Nov. 29, 1990
--------------	------------------	---------------

POINTS ON THE ROAD

Total (Score)	Opponent	Date
1. 124 (124-123, 3OT)	at Sam Houston State	Dec. 28, 1998
2. 118 (118-84)	at Texas State	Feb. 9, 1991
3. 113 (113-104)	at Georgia State	Dec. 15, 1990
113 (113-109, OT)	at Texas Wesleyan	Jan. 30, 1968
5. 110 (110-103)	at Texas State	Feb. 3, 2007
110 (110-116)	at Sam Houston State	Dec. 11, 1967
7. 108 (108-84)	at Nicholls	Jan. 2, 1991
8. 106 (106-116)	at Drake	Dec. 22, 1979
9. 103 (103-72)	at SE Louisiana	Jan. 4, 1991
103 (103-115)	at Louisiana	Feb. 19, 1979
103 (103-70)	at Tarleton State	Feb. 1, 1966

POINTS AT A NEUTRAL SITE

Total (Score)	Opponent	Date
1. 113 (113-81)	vs. San Francisco	Nov. 29, 1991
2. 109 (109-78)	vs. Stephen F. Austin	Mar. 14, 2024
3. 104 (104-100)	vs. Texas Wesleyan	Dec. 28, 1964

LARGEST COMBINED SCORE

Total (Score)	Opponent	Date
1. 273 (138-135, 3OT)	Lamar	Feb. 14, 1967
2. 247 (124-123, 3OT)	at Sam Houston State	Dec. 28, 1998
3. 239 (154-85)	Huston-Tillotson	Nov. 29, 1990
4. 235 (149-86)	University of Dallas	Dec. 8, 1990
235 (99-136)	at New Mexico	Nov. 23, 1990
235 (118-117, 4OT)	Hardin-Simmons	Dec. 11, 1971
7. 232 (117-115)	Nicholls	Dec. 3, 1990
8. 231 (111-120)	Lamar	Feb. 6, 1968
9. 226 (110-116)	at Sam Houston State	Dec. 11, 1967
10. 224 (101-123)	at Northwestern State	Feb. 19, 1994
224 (115-109)	North Texas	Feb. 25, 1991
224 (108-116)	Angelo State	Dec. 21, 1967

POINTS IN A HALF

Total (Half)	Opponent	Date
1. 90 (2nd)	Huston-Tillotson	Nov. 29, 1990
2. 78 (1st)	University of Dallas	Dec. 8, 1990
3. 72 (2nd)	at Texas State	Feb. 9, 1991
4. 71 (2nd)	University of Dallas	Dec. 8, 1990
5. 70 (2nd)	at SE Louisiana	Jan. 4, 1991
6. 69 (2nd)	Nicholls	Jan. 24, 1998
69 (2nd)	at Georgia State	Dec. 15, 1990
69 (1st)	Austin College	Dec. 13, 1966
9. 68 (2nd)	Louisiana	Jan. 23, 2017
68 (2nd)	at Nicholls	Jan. 2, 1991
67 (1st)	Howard Payne	Dec. 22, 2020
67 (2nd)	Texas Wesleyan	Dec. 7, 1981

SINGLE-GAME TEAM PROGRAM RECORDS

FIELD GOALS MADE

Total	Opponent	Date
1. 60	Huston-Tillotson	Nov. 29, 1990
2. 57	Lamar	Feb. 14, 1967
3. 53	University of Dallas	Dec. 8, 1990
53	Texas Wesleyan	Dec. 7, 1981
5. 50	Huston-Tillotson	Nov. 26, 1991
6. 47	St. Edward's	Nov. 26, 1977
47	at Texas Wesleyan	Jan. 30, 1968
8. 46	Howard Payne	Dec. 22, 2020
9. 45	Schreiner	Dec. 3, 1992
45	Abilene Christian	Jan. 31, 1970
11. 44	Nicholls	Dec. 3, 1990
44	Tarleton State	Nov. 29, 1986
44	North Texas	Jan. 12, 1977
44	UT Pan American	Jan. 21, 1971
44	Texas Wesleyan	Dec. 17, 1968

FIELD GOALS ATTEMPTED

Total	Opponent	Date
1. 122	Huston-Tillotson	Nov. 29, 1990
2. 105	at New Mexico	Nov. 23, 1990
3. 102	University of Dallas	Dec. 8, 1990
102	Nicholls	Dec. 3, 1990
5. 101	Hardin-Simmons	Dec. 11, 1971
6. 100	South Dakota State	Dec. 6, 1971
7. 98	North Texas	Jan. 12, 1977
8. 97	Lamar	Feb. 14, 1967
9. 95	Texas Wesleyan	Dec. 4, 1965
10. 94	at Denver	Jan. 8, 1975
94	Texas Wesleyan	Dec. 3, 1964

FIELD GOAL PERCENTAGE (Min. 30 Made)

Pct. (FG-A)	Opponent	Date
1. .723 (34-47)	UT Tyler	Dec. 22, 2004
2. 680 (53-78)	Texas Wesleyan	Dec. 7, 1981
3. 667 (34-51)	Central Arkansas	Feb. 7, 2011
667 (32-48)	vs. Valparaiso	Jan. 10, 1981
5. 660 (40-62)	at Texas Wesleyan	Jan. 2, 1965
6. 653 (32-49)	at ULM	Feb. 1, 2003
7. 642 (43-67)	Mary Hardin-Baylor	Nov. 13, 2021
642 (34-53)	vs. Georgia State	Dec. 22, 1984
9. 639 (39-61)	vs. Schreiner	Nov. 26, 2007
10. 635 (33-52)	at UTSA	Feb. 19, 1996
11. 630 (42-67)	Oklahoma State	Jan. 14, 1984
630 (36-57)	Oral Roberts	Jan. 23, 1982

3-POINTERS MADE

Total	Opponent	Date
1. 19	vs. Stephen F. Austin	Mar. 14, 2024
2. 17	UT Tyler	Nov. 11, 2023
17	Bradley	Dec. 8, 2015
4. 16	Howard Payne	Dec. 22, 2020
16	Texas State	Jan. 12, 1991
6. 15	UT Rio Grande Valley	Jan. 18, 2024
15	UT Dallas	Nov. 5, 2019
15	at South Alabama	Feb. 28, 2019
15	at Arkansas State	Jan. 13, 2018
15	Coastal Carolina	Dec. 31, 2016
15	at Northwestern State	Jan. 6, 2000
15	at TCU	Dec. 19, 1999
15	UTSA	Jan. 2, 1992
15	at Northwestern State	Feb. 14, 1991
15	Huston-Tillotson	Nov. 29, 1990

3-POINTERS ATTEMPTED

Total	Opponent	Date
1. 43	UT Tyler	Nov. 11, 2023
2. 42	Howard Payne	Dec. 22, 2020
42	at South Alabama	Jan. 16, 2016
4. 40	vs. Stephen F. Austin	Mar. 14, 2024
40	at Northwestern State	Feb. 1, 1992
6. 39	McNeese State	Jan. 27, 2000
39	at ULM	Jan. 8, 2000
39	Nicholls	Dec. 3, 1990
9. 38	Alcorn State	Nov. 22, 2023
38	Dallas Christian	Dec. 17, 2020
38	Little Rock	Jan. 23, 2016
38	Coastal Carolina	Dec. 31, 2016
38	at Texas Southern	Dec. 20, 2006
14. 37	UT Dallas	Nov. 5, 2019
37	at North Texas	Nov. 30, 2010

3-POINT PERCENTAGE (Min. 10 Made)

Pct. (FG-A)	Opponent	Date
1. .706 (12-17)	McNeese State	Feb. 18, 1995
2. .700 (14-20)	at SE Louisiana	Jan. 4, 1991
3. 625 (10-16)	Appalachian State	Feb. 1, 2018
4. 619 (13-21)	Houston Baptist	Nov. 22, 2014
5. 577 (15-26)	at South Alabama	Feb. 28, 2019
6. 556 (15-27)	at Arkansas State	Jan. 13, 2018
7. 545 (12-22)	Abilene Christian	Nov. 29, 2023
545 (12-22)	at Troy	Mar. 2, 2019
545 (12-22)	at Georgia Southern	Feb. 20, 2017

FREE THROWS MADE

Total	Opponent	Date
1. 42	Schreiner	Dec. 3, 1992
2. 41	Sam Houston State	Dec. 9, 1968
3. 38	San Diego	Dec. 4, 2004
4. 36	McNeese State	Feb. 3, 1979
36	Missouri-Rolla	Dec. 18, 1968
6. 35	Texas Lutheran	Nov. 12, 2010
35	at Texas State	Feb. 3, 2007
35	at Georgia State	Dec. 15, 1990
35	West Texas A&M	Jan. 2, 1969
35	at Texas Wesleyan	Jan. 2, 1965

FREE THROW ATTEMPTS

Total	Opponent	Date
1. 60	Sam Houston State	Dec. 9, 1968
2. 54	McNeese State	Feb. 23, 1981
3. 52	North Texas	Feb. 25, 1991
4. 49	Hardin-Simmons	Dec. 11, 1971
5. 48	Southwestern	Nov. 12, 2022
48	North Texas	Jan. 12, 1980
48	Missouri-Rolla	Dec. 18, 1968
8. 47	San Diego	Dec. 4, 2004
9. 46	Texas Lutheran	Nov. 12, 2010
46	at Texas State	Jan. 30, 2010
46	at Arkansas	Nov. 22, 1999
46	UTSA	Dec. 4, 1989
46	West Texas A&M	Jan. 2, 1969

FREE THROW PERCENTAGE (Min. 20 Made)

Pct. (FT-A)	Opponent	Date
1. .964 (27-28)	at Houston	Feb. 22, 1968
2. .960 (24-25)	UT Rio Grande Valley	Jan. 18, 2024
3. 952 (20-21)	at Northwestern State	Mar. 8, 2005
4. 917 (33-36)	at Louisiana	Feb. 19, 1979
5. .893 (25-28)	Tarleton State	Feb. 15, 2024
6. 875 (21-24)	at South Alabama	Jan. 16, 2016
7. 872 (34-39)	Little Rock	Jan. 19, 2019
8. 862 (25-29)	Texas State	Mar. 1, 2016
9. 857 (24-28)	Louisiana	Jan. 15, 2021
857 (24-28)	UC Davis	Nov. 18, 2018
11. 852 (23-27)	Dallas Christian	Dec. 17, 2020

REBOUNDS

Total	Opponent	Date
1. 80	Huston-Tillotson	Nov. 29, 1990
2. 72	Hardin-Simmons	Dec. 11, 1971
3. 67	at West Texas A&M	Feb. 2, 1970
67	Lamar	Feb. 14, 1967
67	at Trinity	Feb. 23, 1965
6. 66	Nicholls	Dec. 3, 1990
7. 65	Jarvis Christian	Dec. 2, 1996
8. 64	Schreiner	Dec. 3, 1992
64	US International	Feb. 5, 1987
64	vs. Austin College	Dec. 30, 1964
11. 63	Howard Payne	Nov. 28, 2022

OFFENSIVE REBOUNDS

Total	Opponent	Date
1. 39	Nicholls	Dec. 3, 1990
39	Huston-Tillotson	Nov. 29, 1990
3. 30	University of Dallas	Dec. 8, 1990
4. 29	Jarvis Christian	Dec. 2, 1996
5. 27	Schreiner	Dec. 3, 1992
6. 26	UNT Dallas	Dec. 6, 2023
26	at UTSA	Dec. 28, 1994
26	Concordia-Lutheran	Dec. 1, 1992
26	Morehead State	Jan. 3, 1989
26	at US International	Feb. 21, 1987
26	US International	Feb. 5, 1987

DEFENSIVE REBOUNDS

Total	Opponent	Date
1. 42	Howard Payne	Nov. 28, 2022
42	at Nicholls	Dec. 22, 2001
3. 41	Huston-Tillotson	Nov. 29, 1990
4. 40	Howard Payne	Dec. 22, 2020
5. 39	Hardin-Simmons	Nov. 15, 2022
39	Troy	Mar. 5, 2016
7. 38	at Texas State	Feb. 2, 2019
38	Lamar	Jan. 29, 2001
38	at CSU Bakersfield	Nov. 9, 2012
38	US International	Feb. 5, 1987

REBOUND MARGIN

Margin	Opponent	Date
1. +36 (63-27)	Howard Payne	Nov. 28, 2022
+36 (64-28)	Schreiner	Dec. 3, 1992
+36 (80-44)	Huston-Tillotson	Nov. 29, 1990
4. +35 (59-24)	Sul Ross State	Dec. 21, 2015
+35 (59-24)	Northwestern State	Feb. 27, 1992
6. +34 (65-31)	Jarvis Christian	Dec. 2, 1996
7. +32 (54-22)	at Nicholls	Dec. 22, 2001
8. +30 (61-31)	Howard Payne	Dec. 22, 2020
+30 (53-23)	Hardin-Simmons	Dec. 11, 2020
10. +29 (55-26)	Dallas Christian	Dec. 17, 2020

SINGLE-GAME TEAM PROGRAM RECORDS

PERSONAL FOULS

Total	Opponent	Date
1. 42	Hardin-Simmons	Dec. 11, 1971
2. 40	at Arkansas State	Jan. 26, 1980
3. 39	at North Texas	Feb. 10, 1983
4. 37	McNeese State	Feb. 23, 1981
5. 36	North Texas	Nov. 18, 2009
36	at Sam Houston State	Dec. 28, 1998
7. 35	at Arkansas	Nov. 23, 2018
35	Arkansas State	Feb. 27, 2016
35	at Sam Houston State	Feb. 22, 2007
35	at Louisiana Tech	Jan. 27, 1979
35	at Denver	Jan. 10, 1976
35	at US International	Feb. 21, 1967

ASSISTS

Total	Opponent	Date
1. 34	Georgia State	Dec. 7, 1991
2. 33	Huston-Tillotson	Nov. 26, 1991
3. 32	Lamar	Feb. 18, 1980
4. 31	Howard Payne	Dec. 22, 2020
31	Texas Wesleyan	Dec. 7, 1981
6. 30	at Sam Houston State	Feb. 20, 1993
30	Nicholls	Feb. 11, 1993
30	Lamar	Feb. 24, 1979
9. 29	at Northwestern State	Feb. 14, 1991
29	vs. Northwestern State	Mar. 8, 1988
29	North Texas	Feb. 7, 1987
29	Denver	Dec. 12, 1977

TURNOVERS

Total	Opponent	Date
1. 38	at New Mexico State	Nov. 28, 1975
2. 36	at Houston Baptist	Jan. 9, 1978
36	at Lamar	Feb. 24, 1977
4. 34	UC San Diego	Jan. 4, 1978
34	at Pepperdine	Dec. 9, 1977
6. 33	at Nebraska	Dec. 21, 1992
33	at Lamar	Feb. 10, 1979
8. 32	at Nicholls	Jan. 6, 1994
32	at Hardin-Simmons	Feb. 2, 1974

BLOCKS

Total	Opponent	Date
1. 12	Louisiana	Jan. 15, 2021
2. 10	Howard Payne	Dec. 20, 2014
10	Hardin-Simmons	Dec. 29, 2001
10	St. Edward's	Jan. 26, 1987
5. 9	Howard Payne	Nov. 28, 2022

STEALS

Total	Opponent	Date
1. 22	University of Dallas	Dec. 8, 1990
2. 21	Huston-Tillotson	Nov. 26, 1991
3. 19	Southwestern	Nov. 12, 2022
19	St. Edward's	Dec. 4, 1978
19	Houston Baptist	Dec. 13, 2012
6. 18	Howard Payne	Nov. 13, 2013
18	at UTSA	Feb. 6, 1986
8. 17	Sul Ross State	Dec. 21, 2015
17	Houston Baptist	Jan. 25, 2010
17	SE Louisiana	Jan. 3, 1987
17	at Arkansas State	Jan. 26, 1981
17	Westmont	Dec. 1, 1980

LARGEST MARGIN OF VICTORY

Total	Opponent	Date
1. 69 (154-85)	Huston-Tillotson	Nov. 29, 1990
2. 66 (130-64)	Huston-Tillotson	Nov. 28, 1991
3. 64 (117-53)	Howard Payne	Dec. 22, 2020
4. 63 (149-86)	University of Dallas	Dec. 8, 1990
5. 61 (109-48)	Dallas Christian	Dec. 17, 2020
6. 60 (121-61)	Schreiner	Dec. 3, 1992
7. 58 (99-41)	Howard Payne	Nov. 28, 2022
58 (103-45)	Hardin-Simmons	Dec. 29, 2001
9. 56 (101-45)	Austin College	Dec. 3, 1991
10. 53 (126-73)	Texas Wesleyan	Dec. 7, 1981

FEWEST POINTS ALLOWED

Total	Opponent	Date
1. 36 (31-36)	at SMU	Dec. 16, 1989
2. 37 (74-37)	UNT Dallas	Dec. 6, 2023
3. 40 (66-40)	Sam Houston State	Jan. 11, 2012
40 (73-40)	Grambling	Nov. 25, 2015
40 (98-40)	Sul Ross	Dec. 21, 2015
6. 41 (99-41)	Howard Payne	Nov. 28, 2022
41 (42-41)	SE Louisiana	Nov. 30, 1983
8. 42 (43-42)	vs. Oklahoma Baptist	Dec. 29, 1961
9. 44 (51-44)	at UT Pan American	Dec. 19, 1996
10. 45 (88-45)	Texas Lutheran	Nov. 12, 2010
45 (103-45)	Hardin-Simmons	Dec. 29, 2001
45 (101-45)	Austin College	Dec. 3, 1991

PLAYERS IN DOUBLE-FIGURE POINTS

Total	Opponent	Date
1. 8	Howard Payne	Dec. 22, 2020
8	Texas Wesleyan	Dec. 7, 1981
3. 7	Austin College	Jan. 30, 2007
7	at Sam Houston State	Dec. 28, 1998
7	Wayland Baptist	Dec. 1, 1971
6. 6, 26x	Last: Mary Hardin-Baylor	Nov. 13, 2021

PLAYERS WITH DOUBLE-FIGURE REBOUNDS

Total	Opponent	Date
1. 4	Huston-Tillotson	Nov. 29, 1990
4	at West Texas A&M	Feb. 2, 1970
3. 3	Oral Roberts	Nov. 6, 2023
3	Arkansas State	Jan. 21, 2016
3	at Texas Wesleyan	Dec. 11, 1980
3	Adams State	Dec. 19, 1974
3	Lamar	Feb. 26, 1972
3	Arkansas State	March 2, 1970
3	Lamar	Feb. 14, 1967
3	at Trinity	Feb. 23, 1965
3	Texas Wesleyan	Dec. 3, 1964
12. 2, 83x	Last: at New Mexico	Nov. 16, 2023

PLAYERS WITH 20+ POINTS

Total	Opponent	Date
1. 5	Huston-Tillotson	Nov. 29, 1990
2. 4	North Texas	Feb. 25, 1991
4	University of Dallas	Dec. 8, 1990
4. 3	at Sam Houston State	Jan. 28, 1998
3	at Sam Houston State	Feb. 20, 1993
3	North Texas	Feb. 15, 1992
3	at Sam Houston State	Jan. 9, 1992
3	Nicholls	Dec. 3, 1990
3	SE Louisiana	Dec. 1, 1990
3	at ULM	Mar. 4, 1989
3	Oklahoma State	Jan. 14, 1984
3	vs. Northeastern	Jan. 9, 1981
3	at Centenary	Jan. 5, 1981
3	McNeese State	Jan. 28, 1980
3	Texas A&M Kingsville	Feb. 7, 1976
3	Lamar	Feb. 14, 1967



SINGLE-GAME TEAM PROGRAM RECORDS

FEWEST POINTS

Total (Score)	Opponent	Date
1. 31 (31-36)	at SMU	Dec. 16, 1989
2. 35 (35-50)	Denver	Dec. 31, 2012
3. 36 (36-64)	at North Texas	Nov. 18, 2021
4. 38 (38-59)	vs. Drexel	Nov. 21, 2022
5. 41 (41-57)	at SE Louisiana	Jan. 8, 2005
6. 42 (42-41)	SE Louisiana	Nov. 30, 1983
7. 43 (43-62)	Nevada	Nov. 18, 2022
43 (43-51)	ULM	Feb. 27, 1997
43 (43-64)	East Texas Baptist	Dec. 6, 1962
43 (43-42)	vs. Oklahoma Baptist	Dec. 29, 1961
11. 44 (44-92)	at Kentucky	Nov. 25, 2014
44 (44-71)	at Stephen F. Austin	Jan. 24, 2004
44 (44-61)	Seattle	Jan. 17, 2013
44 (44-69)	at Oklahoma State	Dec. 19, 2013
15. 45 (45-88)	at Oklahoma State	Nov. 9, 2021
45 (45-65)	at Missouri	Dec. 4, 2018
45 (45-76)	at Texas	Nov. 7, 2002
45 (45-66)	at Texas State	Jan. 9, 1998

In a Win

42 (42-41) SE Louisiana Nov. 30, 1983

In Conference Play

35 (35-50) Denver (Western Athletic Conference) Dec. 31, 2012

vs. Non-Conference Opponent

31 (31-36) at SMU Dec. 16, 1989

FEWEST POINTS AT HOME

Total (Score)	Opponent	Date
1. 35 (35-50)	Denver	Dec. 31, 2012
2. 42 (42-41)	SE Louisiana	Nov. 30, 1983
3. 43 (43-62)	Nevada	Nov. 18, 2022
43 (43-51)	ULM	Feb. 27, 1997
43 (43-64)	East Texas Baptist	Dec. 6, 1962
44 (44-61)	Seattle	Jan. 17, 2013
7. 46 (46-64)	Boise State	Jan. 2, 2013
46 (46-64)	Oklahoma Baptist	Dec. 5, 1961
9. 47 (47-55)	UT Pan American	Dec. 21, 1959
10. 48 (48-52)	ULM	Feb. 29, 1992
48 (48-49)	McNeese State	Feb. 12, 1983

FEWEST POINTS ON THE ROAD

Total (Score)	Opponent	Date
1. 31 (31-36)	SMU	Dec. 16, 1989
2. 36 (36-64)	North Texas	Nov. 18, 2021
3. 41 (41-57)	SE Louisiana	Jan. 8, 2005
4. 44 (44-69)	Oklahoma State	Dec. 19, 2012
44 (44-71)	Stephen F. Austin	Jan. 24, 2004
6. 45 (45-88)	at Oklahoma State	Nov. 9, 2021
45 (45-65)	Missouri	Dec. 4, 2018
45 (45-76)	Texas	Nov. 7, 2002
45 (45-66)	Texas State	Jan. 9, 1998
10. 47 (47-67)	#14 Oregon	Nov. 17, 2019
11. 48 (48-80)	at Grand Canyon	Jan. 12, 2023
48 (48-66)	Nicholls	Jan. 8, 2011
13. 49 (49-76)	SE Missouri State	Jan. 7, 1985
49 (49-81)	Memphis	Dec. 4, 1968
15. 50 (50-70)	at Oklahoma	Dec. 19, 2021
50 (50-57)	Appalachian State	Feb. 6, 2020
50 (50-47)	Texas State	Feb. 27, 2003
50 (50-106)	Creighton	Nov. 17, 2002
50 (50-70)	Hardin-Simmons	Jan. 9, 1975
50 (50-65)	ULM	Mar. 6, 1990
50 (50-64)	Sam Houston State	Dec. 11, 1959

FEWEST POINTS AT A NEUTRAL SITE

Total (Score)	Opponent	Date
1. 38 (38-59)	vs. Drexel	Nov. 21, 2022
2. 43 (43-42)	Oklahoma Baptist	Dec. 29, 1961
3. 49 (49-61)	UNC Greensboro	Nov. 15, 2005
49 (49-68)	Trinity	Dec. 29, 1960
5. 50 (50-81)	McNeese State	March 5, 1997

SMALLEST COMBINED SCORE

Total (Score)	Opponent	Date
1. 67 (31-36)	at SMU	Dec. 16, 1989
2. 83 (42-41)	SE Louisiana	Nov. 30, 1983
3. 85 (35-50)	Denver	Dec. 31, 2012
85 (43-42)	vs. Oklahoma Baptist	Dec. 29, 1961
5. 94 (43-51)	ULM	Feb. 27, 1997
6. 95 (51-44)	UT Pan American	Dec. 19, 1996
7. 97 (38-59)	vs. Drexel	Nov. 21, 2022
8. 97 (48-49)	McNeese State	Feb. 12, 1983
97 (50-47)	at Texas State	Feb. 27, 2003
10. 98 (51-47)	vs. Alabama State	Dec. 22, 1995
98 (41-57)	at SE Louisiana	Jan. 8, 2005
98 (52-46)	at McNeese State	Feb. 10, 2007
13. 100 (36-64)	at North Texas	Nov. 18, 2021
100 (48-52)	ULM	Feb. 29, 1992
15. 102 (47-55)	UT Pan American	Dec. 21, 1959
16. 103 (56-47)	Lamar	Dec. 11, 2021

FEWEST POINTS IN A HALF

Total (Half)	Opponent	Date
1. 8 (2nd)	at SMU	Dec. 16, 1989
2. 12 (1st)	at North Texas	Nov. 18, 2021
12 (1st)	at Kentucky	Nov. 25, 2014
4. 13 (2nd)	vs. Drexel	Nov. 21, 2022
5. 14 (1st)	at Oklahoma State	Nov. 9, 2021
14 (1st)	Little Rock	Jan. 23, 2016
7. 15 (1st)	at Toledo	Dec. 29, 1989
8. 16 (1st)	at Tarleton	Dec. 29, 2022
9. 17 (1st)	Denver	Dec. 31, 2012
17 (1st)	at Oklahoma State	Dec. 17, 2012
17 (1st)	at Nicholls	Jan. 8, 2011
17 (1st)	at Stephen F. Austin	Jan. 27, 2007
17 (1st)	at New Mexico	Dec. 29, 2005
17 (1st)	vs. UNC Greensboro	Nov. 15, 2005
17 (1st)	at ULM	Jan. 23, 1997
17 (1st)	at Texas A&M Commerce	Dec. 10, 1962
17. 18 (2nd)	at Grand Canyon	Jan. 12, 2023
18 (1st)	Nevada	Nov. 18, 2022
18 (1st)	at Oklahoma	Dec. 19, 2021
18 (1st)	Boise State	Jan. 2, 2013
18 (2nd)	Denver	Dec. 31, 2012
18 (1st)	New Mexico	Jan. 3, 2005
18 (1st)	at SE Louisiana	Nov. 30, 1983

FEWEST FIELD GOALS MADE

Total	Opponent	Date
1. 10	Nevada	Nov. 18, 2022
2. 12	at North Texas	Nov. 18, 2021
12	at SMU	Dec. 16, 1989
4. 13	at SE Louisiana	Jan. 8, 2005
13	at Stephen F. Austin	Jan. 24, 2004
13	Denver	Dec. 31, 2012
7. 14	vs. UNC Greensboro	Nov. 15, 2005
14	at Memphis	Dec. 4, 1968
9. 15	at North Texas	Dec. 23, 2023
15	vs. Drexel	Nov. 21, 2022
15	at #14 Oregon	Nov. 17, 2019
15	at Stephen F. Austin	Feb. 24, 2005
15	at TCU	Nov. 22, 2003
15	Arkansas State	Jan. 6, 1968

FEWEST FIELD GOALS ATTEMPTED

Total	Opponent	Date
1. 29	at Nicholls	Jan. 8, 2011
2. 31	Arkansas State	Jan. 6, 1968
3. 33	Midwestern State	Dec. 20, 1967
4. 35	at Houston Baptist	Jan. 18, 1982

LOWEST FIELD GOAL % (Min. 50 Attempts)

Pct. (FG-A)	Opponent	Date
1. .179 (10-56)	Nevada	Nov. 18, 2022
2. .234 (15-64)	at #14 Oregon	Nov. 17, 2019
3. .235 (12-51)	at Texas State	Jan. 9, 1999
4. .254 (15-59)	vs. Drexel	Nov. 21, 2022
5. .255 (14-55)	vs. UNC Greensboro	Nov. 15, 2005
6. .257 (18-70)	Montana	Dec. 28, 1996
7. .258 (16-62)	Seattle	Jan. 17, 2013
8. .265 (18-68)	Louisiana	Jan. 16, 2021
9. .268 (19-71)	at Gonzaga	Dec. 18, 2018
10. .270 (17-63)	at Kentucky	Nov. 25, 2014
11. .274 (17-63)	Sam Houston State	Jan. 11, 1990
12. .279 (17-61)	vs. McNeese State	Mar. 5, 1997

FEWEST FREE THROWS MADE

Total	Opponent	Date
1. 0	at Hardin-Simmons	Jan. 9, 1975
2. 1	at Oklahoma State	Dec. 19, 2012
1	at Centenary	Feb. 5, 1973
1	vs. Georgia Southern	Dec. 29, 1972
5. 2, 12x	Last: vs. Harvard	Dec. 28, 1998

FEWEST FREE THROW ATTEMPTS

Total	Opponent	Date
1. 1	at Hardin-Simmons	Jan. 9, 1975
2. 2	McNeese State	Feb. 28, 1977
2	at Centenary	Feb. 5, 1973
4. 4, 9x	Last: at Stony Brook	Dec. 23, 2000

LOWEST FREE THROW % (Min. 10 Attempts)

Pct. (FT-A)	Opponent	Date
1. .182 (2-11)	vs. Alabama State	Dec. 22, 1995
2. .285 (4-14)	at Lamar	Mar. 5, 1985
3. .300 (3-10)	at Oklahoma State	Nov. 9, 2021
4. .357 (5-14)	ULM	Jan. 16, 1999
357 (5-14)	at Louisiana Tech	Feb. 9, 1981
6. .360 (9-25)	Northwestern State	Feb. 15, 1990
7. .364 (4-11)	vs. Drexel	Nov. 21, 2022
.364 (4-11)	at Missouri	Dec. 4, 2018

FEWEST REBOUNDS

No.	Opponent	Date
1. 21	at Texas	Jan. 3, 2004
21	Sam Houston State	Mar. 2, 2000
21	vs. Valparaiso	Jan. 10, 1981
4. 22	at Nicholls	Jan. 8, 2011
22	at Stephen F. Austin	Jan. 27, 2007
22	at ULM	Feb. 5, 2004
22	at Samford	Nov. 27, 1999
22	Louisiana Tech	Feb. 26, 1981
9. 23, 4x	Last: vs. Miami	Nov. 13, 2005

ALL-TIME PROGRAM OVERTIME GAMES

Date	Opponent	W/L	Score	Date	Opponent	W/L	Score	Date	Opponent	W/L	Score
02-04-64	Arkansas State	L	76-82	11-29-85	Tarleton State	W	81-79	02-03-10	Texas A&M-Corpus Christi	W	71-66
02-16-65	Arkansas State	L	** 99-100	01-03-86	at Florida Southern	L	79-81	02-16-11	Stephen F. Austin	W	66-65
01-04-66	at Austin College	W	70-63	01-21-86	at Hardin-Simmons	L	75-79	02-19-11	at Southeastern Louisiana	W	68-66
01-08-66	Lamar	W	** 91-93	02-21-87	at U.S. International	L	89-94	02-26-11	at Northwestern State	L	71-78
02-14-67	Lamar	W	*** 138-135	01-18-88	UTSA	L	72-79	12-17-11	at Tulsa	L	75-80
01-20-68	at Texas Tech	L	83-93	01-30-88	at Texas State	L	73-75	12-21-13	CSU Bakersfield	W	79-75
01-30-68	at Texas Wesleyan	W	113-109	02-23-88	Hardin-Simmons	L	87-88	01-09-14	ULM	W	83-79
02-02-70	West Texas A&M	W	88-84	12-30-89	vs. UNC Wilmington	L	64-66	02-01-14	at Georgia State	L	91-101
12-11-71	Hardin-Simmons	W	**** 118-117	12-11-92	vs. Gonzaga	W	** 95-87	03-06-14	at Troy	W	** 87-86
01-10-72	at Butler	W	87-82	12-11-93	TAMU-Commerce	W	** 100-97	12-01-15	at Texas	L	73-80
02-26-72	Lamar	W	96-92	11-29-95	at Chaminade	L	91-92	01-16-16	at South Alabama	L	85-88
12-23-72	Hardin-Simmons	W	81-76	11-29-95	Grambling State	L	82-86	02-18-16	Louisiana	W	84-83
01-18-73	Centenary	W	74-72	01-15-97	Texas State	W	66-63	02-10-18	Texas State	W	70-68
02-15-73	West Texas A&M	W	** 87-85	01-30-97	McNeese State	W	69-67	12-21-18	at Cal Poly	W	75-70
01-11-75	at E. New Mexico	L	69-70	02-13-97	Sam Houston State	L	75-78	2-2-19	at rv Texas State	W	** 84-77
01-10-76	at Denver	W	99-97	12-28-98	at Sam Houston State	W	*** 124-123	2-23-19	ULM	W	** 91-86
01-12-77	North Texas	L	101-105	02-06-99	Stephen F. Austin	W	** 85-83	2-28-20	Texas State	L	*** 85-87
02-21-77	Louisiana Tech	W	92-90	11-22-99	at Arkansas	L	95-102	1-29-21	at Arkansas State	L	75-83
12-09-77	at Pepperdine	L	88-89	03-08-00	Northwestern State#	L	83-88	11-16-21	Abilene Christian	L	71-80
02-04-78	Louisiana Tech	L	** 77-79	01-27-01	Sam Houston State	W	94-86	12-30-21	South Alabama	W	89-87
01-12-80	North Texas	W	** 99-97	02-10-01	UTSA	W	86-77	1-8-22	at Georgia Southern	L	73-74
01-28-80	McNeese State	L	** 97-98	03-07-01	at Sam Houston State#	L	** 98-103	1-15-22	ULM	L	55-62
02-11-80	at Louisiana	L	79-86	12-20-01	at SE Louisiana	W	69-60	1-22-22	at Little Rock	L	*** 96-98
02-13-80	at McNeese State	W	71-69	01-02-02	Oral Roberts	W	83-77	2-12-22	at Louisiana	W	80-77
12-18-80	Centenary	W	81-78	03-07-03	ULM	W	** 85-84	2-25-23	Utah Tech	W	71-69
01-31-81	Lamar	L	84-89	12-17-05	at San Diego	W	80-76	2-10-24	Stephen F. Austin	W	71-63
02-20-82	at Arkansas State	W	60-58	03-07-06	at Sam Houston State#	L	** 84-86				
01-13-83	Texas Southern	L	** 102-104	11-18-06	at TCU	L	** 89-97				
02-10-83	at North Texas	L	98-105	01-11-07	at Nicholls	L	81-83				
12-05-83	Missouri State	W	63-58	12-17-07	at TCU	L	74-77				
02-02-84	ULM	L	71-74	01-10-08	at Central Arkansas	L	68-70				
02-09-85	ULM	W	75-74	01-17-09	at UTSA	W	** 100-97				
				11-18-09	North Texas	L	** 99-101				
				01-05-10	Utah Valley	W	90-85				

* Indicates How Many Overtimes If More Than One
Southland Conference Tournament

ALL-TIME OVERTIME RECORDS:
TOTAL: 93 Games (49-44)
1 OT: 69 Games (36-33)
2 OT: 19 Games (10-9)
3 OT: 4 Games (2-2)
4 OT: 1 Games (1-0)

PROGRAM MILESTONE VICTORIES

Win 1 – UT Arlington 70, East Central Okla. 57 – 11/24/59

In their first game at the NCAA level, the Mavericks got 27 points from Ed Russell to defeat the Tigers.

Win 50 – UT Arlington 82, Bishop College 78 – 12/30/65

The Mavericks defeated Bishop College in the third-place game of the Cotton Bowl Classic.

Win 100 – UT Arlington 95, South Dakota State 81 – 12/6/71

Mark Burden scored 21 points and pulled down a then-record 17 rebounds. The win propelled UT Arlington to its most-ever victories in the SLC.

Win 150 – UT Arlington 81, Houston Baptist 69 – 12/7/77

The victory ended the longest losing streak in UT Arlington history at 21 games.

Win 200 – UT Arlington 93, Louisiana 83 – 2/21/81

Arguably the best Maverick squad ever, UT Arlington defeats a tough Ragin' Cajun side that propelled the team to its first appearance in the NIT.

Win 250 – UT Arlington 74, San Francisco 65 – 12/21/85

UT Arlington defeats the Dons in the consolation game of the Albertsons Classic in Boise, Idaho.

Win 300 – UT Arlington 108, at Nicholls 84 – 1/2/91

Leonard Wilson scores 31 points and program all-time leading scorer Willie Brand adds 22. The victory starts an eight-game winning streak for the Mavs.

Win 350 – UT Arlington 70, North Texas 68 – 1/15/94

Trailing by three points at halftime, the Mavericks rally to defeat the Mean Green. The victory snaps a six-game losing streak.

Win 400 – UT Arlington 87, at Air Force 78 – 12/19/98

The Mavericks scored 52 points in the second half to erase a halftime deficit in Colorado Springs, Colo.

Win 450 – UT Arlington 81, Texas Wesleyan 65 – 11/30/02

The victory is UT Arlington's ninth straight versus the crosstown-rival Rams.

Win 500 – UT Arlington 87, UT Tyler 72 – 12/22/05

Brady Dawkins registers 15 points and seven assists in the victory over the Patriots.

Win 550 – UT Arlington 75, Utah Valley 64 – 1/3/2009

The Mavs end a five-game skid against Utah Valley behind 17 points from Ryan Toolson

Win 600 – UT Arlington 91, Lamar 82 – 1/14/2012

UTA wins its seventh in a row, on the way to a 16-game winning streak and 15-1 SLC record.

Win 650 – UT Arlington 87, Houston Baptist 69 – 12/22/2014

Jamel Outler drained seven 3-point field goals to help the Mavs move to 3-1 on the season with a homecoming victory.

Win 700 – UT Arlington 89, South Alabama 83 – 1/16/2017

The Mavs used a 16-point 2nd-half run then held off the Jaguars in Mobile, Ala.

Win 750 – UT Arlington 67, Georgia Southern 58 – 3/16/2019

UTA closed the Sun Belt Tournament semifinal matchup on a 10-0 run after Georgia Southern took a 58-57 lead with 5 minutes remaining in regulation and advanced to the Sun Belt Tournament Final for the second-straight year.

Win 800 – UT Arlington 75, Oral Roberts 71 – 11/6/2023

Trailing by as much as 11 early in the 2nd half, UTA methodically chipped away and eventually carved open a six-point edge, 65-59, with under 4 minutes remaining. UTA remained in front for the duration – icing the contest with a pair of DaJuan Gordon free throws with under 5 seconds showing.

2023-24 UTA MEN'S BASKETBALL SPEED CHART



AARON CASH
GR | G | 6-6 | 210
San Francisco, CA



PHILLIP RUSSELL
JR | G | 5-10 | 165
St. Louis, MO



MAKAIH WILLIAMS
FR | G | 6-1 | 185
Long Beach, CA



DAJUAN GORDON
GR | G | 6-5 | 195
Chicago, IL



AKILI VINING
GR | G | 6-2 | 185
Fort Worth, TX



BRANDYN TALBOT
JR | G | 6-5 | 181
Toronto, Ontario



CHAUNCEY GIBSON
R-FR | G | 6-5 | 190
Dallas, Texas



DWAYNE KOROMA
R-SO | F | 6-8 | 205
Berlin, Germany



FREDS PAULS BAGATSKIS
SO | F | 6-8 | 180
Riga, Latvia



KADE DOUGLAS
FR | G | 6-2 | 170
Lancaster, TX



SHEMAR WILSON
SR | F | 6-9 | 215
Avondale, AZ



STERLING GASTON-CHAPMAN
JR | G | 6-4 | 218
Wichita, KS



DARRIUS MILES
JR | C | 6-10 | 250
Oak Cliff, TX




FABIO BASILI
SO | G | 6-4 | 175
Orlando, FL

2: muh-KIGH
3: deja-juan
4: uh-KEEL-ee VINE-ing
5: brand-IN
11: kuh-rome-uh
12: fred paul buh-GAT-skis
22: shuh-marr
23: gas-TUN
30: fah-bee-oh buh-silly



KT TURNER
HEAD COACH
1st Season



SEAN STOUT
ASST. COACH



JEREMY POPE
ASST. COACH



KEITH PICKENS
ASST. COACH



CODY SAN MIGUEL
ASST. COACH



DOUG COMPTON
ASST. COACH




MIKE BUHMEYER
STRENGTH COACH



ROYAL MILTON III
TRAINER



DERRICK OBASOHAN
GRAD ASST.



SEAN KOSTECKI
GRAD ASST.



MAX BRANDT
ANALYTICS



JASON MacBAIN
ASSOCIATE AD