



UT ARLINGTON MEN'S BASKETBALL POSTSEASON NOTES

2024 WESTERN ATHLETIC CONFERENCE TOURNAMENT
MARCH 13-16
ORLEANS ARENA



ALL-TIME PROGRAM POSTSEASON HISTORY

SOUTHLAND CONFERENCE (SLC)

| Year | Seed | Opponent | Rnd | W/L | Score | Site |
|------|------|------------------------|-----|-----|--------------|--------------------|
| 1981 | 3 | McNeese (6) | QF | L | 74-79 | Arlington, Texas |
| 1982 | 3 | Lamar (2) | SF | W | 78-73 | Lafayette, La. |
| | | Louisiana (1) | F | L | 75-81 | Lafayette, La. |
| 1983 | 7 | Arkansas State (6) | QF | L | 56-66 | Beaumont, Texas |
| 1984 | 7 | ULM (2) | QF | L | 86-108 | Monroe, La. |
| 1985 | 6 | Lamar (3) | QF | L | 70-98 | Beaumont, Texas |
| 1986 | 7 | McNeese (23) | QF | L | 71-85 | Lake Charles, La. |
| 1988 | 5 | Northwestern State (3) | QF | W | 74-69 | Natchitoches, La. |
| | | ULM (2) | SF | L | 63-78 | Denton, Texas |
| 1989 | 6 | ULM (3) | QF | L | 75-81 | Monroe, La. |
| 1990 | 5 | Sam Houston State (4) | QF | W | 72-66 | Monroe, La. |
| | | ULM (1) | SF | L | 50-65 | Monroe, La. |
| 1991 | 2 | North Texas (3) | SF | W | 97-91 | Monroe, La. |
| | | ULM (1) | F | L | 60-87 | Monroe, La. |
| 1992 | 5 | Nicholls (4) | QF | W | 77-62 | San Antonio, Texas |
| | | UTSA (1) | SF | L | 75-94 | San Antonio, Texas |
| 1993 | 4 | Texas State (5) | QF | W | 83-79 | Monroe, La. |
| | | ULM (1) | SF | L | 82-106 | Monroe, La. |
| 1995 | 7 | ULM (2) | QF | L | 61-75 | Monroe, La. |
| 1997 | 6 | McNeese (3) | QF | L | 50-81 | Shreveport, La. |
| 1998 | 6 | UTSA (3) | QF | W | 56-52 | Shreveport, La. |
| | | Northwestern State (2) | SF | W | 77-72 | Shreveport, La. |
| | | Nicholls (1) | F | L | 81-84 | Shreveport, La. |
| 2000 | 4 | Northwestern State (5) | QF | L | 83-88 (OT) | Arlington, Texas |
| 2001 | 5 | Sam Houston State (4) | QF | L | 98-103 (2OT) | Huntsville, Ala. |
| 2003 | 3 | McNeese (6) | QF | L | 67-78 | Arlington, Texas |
| 2004 | 1 | ULM (8) | QF | W | 77-62 | Arlington, Texas |
| | | Stephen F. Austin (4) | SF | L | 68-69 | Arlington, Texas |
| 2005 | 8 | Northwestern State (1) | QF | L | 67-71 | Natchitoches, La. |
| 2006 | 7 | Sam Houston State (2) | QF | L | 84-86 (2OT) | Huntsville, Ala. |
| 2007 | 5 | McNeese (4) | QF | L | 76-77 | Houston, Texas |
| 2008 | 7 | Lamar (2) | QF | W | 81-75 | Katy, Texas |
| | | Sam Houston State (3) | SF | W | 72-66 | Katy, Texas |
| | | Northwestern State (5) | F | W | 82-79 | Katy, Texas |
| 2009 | 5 | A&M-Corpus Christi (4) | QF | L | 72-79 | Katy, Texas |
| 2010 | 7 | Stephen F. Austin (2) | QF | L | 54-77 | Katy, Texas |
| 2012 | 1 | Nicholls (8) | QF | W | 62-48 | Katy, Texas |
| | | McNeese (4) | SF | L | 72-92 | Katy, Texas |

WESTERN ATHLETIC CONFERENCE (WAC)

| Year | Seed | Opponent (Seed) | Rnd | W/L | Score | Site |
|------|------|----------------------|-----|-----|-------|-----------------|
| 2013 | 4 | Utah State (5) | QF | W | 83-78 | Las Vegas, Nev. |
| | | UTSA (9) | SF | W | 69-53 | Las Vegas, Nev. |
| | | New Mexico State (3) | F | L | 55-64 | Las Vegas, Nev. |
| 2023 | 12 | Grand Canyon (5) | 1st | L | 77-82 | Las Vegas, Nev. |

SUN BELT CONFERENCE (SBC)

| Year | Seed | Opponent (Seed) | Rnd | W/L | Score | Site |
|------|------|-----------------------|-----|-----|-------|------------------|
| 2014 | 6 | ULM (7) | 1st | W | 68-65 | New Orleans, La. |
| | | Louisiana (3) | QF | L | 85-91 | New Orleans, La. |
| 2015 | 5 | Texas State (8) | 1st | L | 62-68 | New Orleans, La. |
| 2016 | 3 | Texas State (7) | QF | W | 72-63 | New Orleans, La. |
| | | ULM (2) | SF | L | 71-82 | New Orleans, La. |
| 2017 | 1 | Coastal Carolina (8) | QF | W | 74-51 | New Orleans, La. |
| | | Texas State (4) | SF | L | 62-83 | New Orleans, La. |
| 2018 | 4 | Appalachian State (5) | QF | W | 84-68 | New Orleans, La. |
| | | Louisiana (1) | SF | W | 71-68 | New Orleans, La. |
| | | Georgia State (2) | F | L | 61-74 | New Orleans, La. |
| 2019 | 2 | Georgia Southern (3) | SF | W | 67-58 | New Orleans, La. |
| | | Georgia State (1) | F | L | 64-73 | New Orleans, La. |
| 2020 | 7 | Coastal Carolina (10) | 1st | L | 62-63 | Arlington, Texas |
| 2021 | 3W | Troy (6E) | 1st | L | 86-91 | Pensacola, Fla. |
| 2022 | 9 | Louisiana (8) | 1st | L | 64-67 | Pensacola, Fla. |

NCAA TOURNAMENT (NCAA)

| Year | Seed | Opponent (Seed) | Rnd | W/L | Score | Site |
|------|------|-----------------|-----|-----|-------|-------------------|
| 2008 | 16 | Memphis (1) | 1st | L | 63-87 | Little Rock, Ark. |

NATIONAL INVITATION TOURNAMENT (NIT)

| Year | Opponent | Rnd | W/L | Score | Site |
|------|---------------------------|---------|-----|-------|------------------|
| 1981 | South Alabama | 1st | L | 71-74 | Mobile, Ala. |
| 2012 | Washington | 1st | L | 72-82 | Seattle, Wash. |
| 2017 | 6 | BYU (3) | 1st | W | 105-89 |
| | Akron (7) | 2nd | W | 85-69 | Arlington, Texas |
| | Cal State Bakersfield (8) | QF | L | 76-80 | Arlington, Texas |

COLLEGEINSIDER.COM TOURNAMENT (CIT)

| Year | Opponent | Rnd | W/L | Score | Site |
|------|----------------|-----|-----|-------|------------------|
| 2013 | Oral Roberts | 1st | L | 76-83 | Arlington, Texas |
| 2016 | Savannah State | 1st | W | 75-59 | Savannah, Ga. |
| | NJIT | QF | L | 60-63 | Newark, N.J. |

CONFERENCE TOURNAMENTS

| By Round | W | L |
|---------------|----|----|
| First Round | 1 | 5 |
| Quarterfinals | 12 | 17 |
| Semifinals | 7 | 8 |
| Finals | 1 | 6 |

| By Site | W | L |
|-------------------|---|---|
| Arlington | 1 | 5 |
| Beaumont | 0 | 2 |
| Denton | 0 | 1 |
| Houston | 0 | 1 |
| Huntsville | 0 | 2 |
| Katy | 4 | 3 |
| Lafayette, La. | 1 | 1 |
| Lake Charles, La. | 0 | 1 |
| Las Vegas, Nev. | 2 | 2 |
| Monroe, La. | 3 | 6 |
| Natchitoches, La. | 1 | 1 |
| New Orleans, La. | 6 | 6 |
| Pensacola, Fla. | 0 | 2 |
| San Antonio | 1 | 1 |
| Shreveport, La. | 2 | 2 |

| By Opponents | W | L |
|--------------------------|---|---|
| Texas A&M-Corpus Christi | 0 | 1 |
| Appalachian State | 1 | 0 |
| Arkansas State | 0 | 1 |
| Coastal Carolina | 1 | 1 |
| Georgia Southern | 1 | 0 |
| Georgia State | 0 | 2 |
| Grand Canyon | 0 | 1 |
| Lamar | 2 | 1 |
| Louisiana | 1 | 3 |
| McNeese | 0 | 6 |
| New Mexico State | 0 | 1 |
| Nicholls | 2 | 1 |
| North Texas | 1 | 0 |
| Northwestern State | 3 | 2 |
| Sam Houston State | 2 | 2 |
| Stephen F. Austin | 0 | 2 |
| Texas State | 2 | 2 |
| Troy | 0 | 1 |
| ULM | 2 | 8 |
| UTSA | 2 | 1 |
| Utah State | 1 | 0 |

| By Coaches | W | L |
|------------------------|----|----|
| Bob 'Snake' LeGrand | 1 | 6 |
| Jerry Stone | 1 | 1 |
| Mark Nixon | 4 | 5 |
| Eddie McCarter | 3 | 9 |
| Scott Cross | 11 | 10 |
| Chris Ogden | 1 | 3 |
| Greg Young | 0 | 1 |
| Royce 'Snoop' Johnson* | 0 | 1 |

| | | |
|--------------|-----------|-----------|
| TOTAL | 21 | 36 |
|--------------|-----------|-----------|

* Interim

UT ARLINGTON

BASKETBALL



Associate AD for Brand Advancement: Jason MacBain × 315.750.0236 × jason.macbain@uta.edu × @JaBain

SCHEDULE × RESULTS

18-13 13-7 12-3 5-10 1-0

OVERALL WAC HOME AWAY NEUTRAL

NOVEMBER (4-3) CST × RESULT

| | | |
|----|-------------------|--------------|
| 6 | Oral Roberts | W, 75-71 |
| 11 | UT Tyler | W, 95-64 |
| 16 | @ New Mexico | L, 82-80 |
| 19 | @ #3 Arizona | L, 101-56 |
| 22 | Alcorn State | W, 82-69 |
| 25 | Texas State | L, 73-66 |
| 29 | Abilene Christian | WAC W, 86-71 |

DECEMBER (2-3)

| | | |
|----|--|--------------|
| 2 | @ Grand Canyon | WAC L, 76-69 |
| 6 | UNT Dallas | W, 74-37 |
| 16 | Air Force (FORT WORTH - DICKIES ARENA) | W, 76-73 |
| 21 | @ Texas Tech | L, 77-66 |
| 23 | @ North Texas | L, 78-52 |

JANUARY (3-5)

| | | |
|----|----------------------|--------------|
| 1 | @ #21 Texas | L, 79-62 |
| 4 | @ Tarleton State | WAC L, 78-76 |
| 6 | @ Stephen F. Austin | WAC L, 92-73 |
| 11 | Utah Valley | WAC W, 83-69 |
| 13 | Seattle U | WAC W, 80-75 |
| 18 | UT Rio Grande Valley | WAC W, 91-73 |
| 20 | @ Abilene Christian | WAC L, 78-67 |
| 27 | RV Grand Canyon | WAC L, 67-61 |

FEBRUARY (7-2)

| | | |
|----|------------------------|-------------------|
| 1 | @ Southern Utah | WAC W, 76-68 |
| 3 | @ Utah Tech | WAC W, 87-66 |
| 8 | @ California Baptist | WAC L, 64-63 |
| 10 | Stephen F. Austin | WAC W, 71-63 (OT) |
| 15 | Tarleton State | WAC L, 80-78 |
| 17 | @ UT Rio Grande Valley | WAC W, 89-70 |
| 22 | Southern Utah | WAC W, 90-85 |
| 24 | Utah Tech | WAC W, 89-78 |
| 29 | @ Seattle U | WAC W, 82-62 |

MARCH (2-0)

| | | |
|---|--------------------|--------------|
| 2 | @ Utah Valley | WAC W, 78-65 |
| 7 | California Baptist | WAC W, 71-57 |

WAC TOURNAMENT (LAS VEGAS, NV × ORLEANS ARENA)

| | | |
|----|---------------|--------------------------------|
| 13 | First Round | BYE AS A RESULT OF TOP-4 SEED |
| 14 | Quarterfinals | vs. #6 SFA / #7 ACU 10:30 PM |
| 15 | Semifinals | vs. #2 TARLETON STATE 10:30 PM |
| 16 | Final | 10:30 PM |

× @UTAMavsMBB /UTAMavsMBB f



UT ARLINGTON × WAC TOURNAMENT

Las Vegas, Nevada × Orleans Arena (9,500)

ESPN+ × ESPNU × ESPN2 × ESPN App

102.5 FM | 620 AM × Varsity Network App × Josh Sours

All-Time WAC Tournament Record: 2-2 (2 App.)



UTA HEAD COACH: KT TURNER: 18-13 (1ST SEASON)

THE OPENING TIP(S)

⇒ UTA enters the WAC Tournament having won six games in a row, which is double the next-longest streak in the league (Grand Canyon, three). Additionally, that **six-game winning stretch is tied for the 14th longest in the nation** at the beginning of the week. This is UTA's longest winning streak since rattling off eight consecutively between Feb. 4-Mar. 2, 2017.

⇒ The Mavs are 9-2 over their last 11 games, with both losses coming by a combined three points: 64-63 at California Baptist (Feb. 8) and 80-78 versus Tarleton State (Feb. 15). In both of those contests UTA had chances to win or force overtime in the final seconds.

⇒ After being picked to finish 8th in the WAC Preseason Coaches Poll, UTA finished five spots better than that in sole possession of 3rd place at 13-7 – **the largest jump of any team in the league from predicted to final ranking.**

⇒ With an 18-13 overall record, UTA has already secured its most victories in a year since going 21-13 in 2017-18. **All of UTA's 18 wins have come when the Mavs score at least 70 points.** UTA has taken its offense to another level late in the year as four of its five highest-scoring games of the season against Division-I opponents have occurred since the start of February.

⇒ Additionally, **all four of UTA's best defensive efforts in terms of fewest points allowed versus D-I foes have also taken place since the beginning of February.** The Mavs are coming off a season-low 57 points allowed in a 71-57 win over California Baptist Mar. 7.

PROBABLE STARTERS



1 PHILLIP RUSSELL

Jr. × G × 5-10 × 165

St. Louis, MO × Southeast Missouri
Leads UTA In Points Per Game (13.5)



2 MAKIAH WILLIAMS

Fr. × G × 6-1 × 165


Long Beach, CA × Future College Prep
Leads WAC True Fr. In Scoring (11.2)



3 DAJUAN GORDON

Gr. × G × 6-5 × 195

Chicago, IL × North Texas
WAC-Leading 12 Double-Doubles



00 AARON CASH

Gr. × G × 6-6 × 201

San Francisco, CA × Texas A&M
10.6 PPG Last 13 GMS; 4.3 1st 16 GMS



22 SHEMAR WILSON

Sr. × F × 6-9 × 215

Avondale, AZ × Phoenix College
WAC-Most 13 DBL-Figure RBS Games

TWEETABLES

1) The Mavs have climbed to a season-best NET ranking of 143 entering the week. UTA played the nation's 12th-hardest non-conference schedule, and have faced eight Quad 1 (0-5) or Quad 2 (1-2) opponents.

2) That Q2 win was an 82-62 rout at Seattle U on Feb. 29 – the Redhawks' largest home loss since New Mexico State defeated them by 27, 87-60, in January of 2019.

3) Three of UTA's five-lowest turnover games this season have occurred over the past five contests: Feb. 22 vs. Southern Utah (11), Feb. 29 at Seattle U (7) and Mar. 2 at Utah Valley (11).

4) Two other times this year the Mavs have had 11 turnovers: Feb. 8 at CBU and Nov. 22 vs. Alcorn State.

5) UTA has overcome three double-digit deficits this season: 15 versus Southern Utah (Feb. 22), 13 against Utah Tech (Feb. 24) and 11 opposite Oral Roberts (Nov. 6).

WAC-MOST SEVEN ALL-CONFERENCE AWARD WINNERS FROM FOUR PLAYERS



MAKAIH WILLIAMS
FRESHMAN OF THE YEAR
ALL-FRESHMAN TEAM

- Leads all WAC true freshmen in scoring (11.2).
- His 12.9 scoring average against WAC opponents was tied for the 2nd best on the Mavs.
- Nationally, he is one of only 12 true freshmen with at least 345 points and 85 assists this season.
- After averaging 7.8 points over his first 12 collegiate games, he has averaged 13.4 points in his past 19 outings.
- Had a pair of game-tying buckets in the final minute: a 3-pointer at New Mexico with 5.3 seconds left and a driving layup at Tarleton State with 48 seconds remaining.
- Three 20+ point games.

DAJUAN GORDON
FIRST TEAM
ALL-DEFENSIVE TEAM

- Leads UTA in total points (386 / 12.9), rebounds (8.4) and steals (1.8).
- WAC play rankings: points (8th, 15.4), rebounds (3rd, 8.2), field goal% (2nd, 50.8), steals (1st, 2.2).
- WAC-leading 12 double-doubles, five more than anyone else.
- The dozen double-doubles are the most by any UTA player since Kevin Hervey had 16 in the 2016-17 season.
- To put that total in context, only 18 players in program history have more career double-doubles than the 12 Gordon has in only 30 chances.
- A three-time WAC Player of the Week – the first UTA member to earn that many in a single season since 2009-10.

SHEMAR WILSON
SECOND TEAM
ALL-DEFENSIVE TEAM

- For the entire year, Wilson is averaging 11.8 points and 7.9 rebounds – ranking 2nd on UTA in terms of totals for both categories – while pacing the Mavs in blocks with 59 (1.9).
- Those 1.9 rejections lead all WAC players and also rank 36th nationally; his rebound average is the 4th highest in the league.
- In WAC play he ranked 4th in blocks (1.8) and 5th in rebounding (7.6).
- Secured seven double-doubles, which are the 2nd most in the WAC, and he also missed seven more double-doubles by either one or two points or rebounds.
- Conference-most 13 double-figure rebounding games.

PHILLIP RUSSELL
SIXTH PLAYER OF THE YEAR

- Team-best 13.5 ppg, 4.2 apg, 2 rpg in 19 games since getting eligible on Dec. 16.
- Reached double-figure points 13 times.
- Missed five games in conference play – three due to injury and two which occurred before he was eligible; started four of those 15 (below the minimum 50% threshold for the award).
- Ranked 3rd in league play with exactly 4 assists per game and an assist-to-turnover ratio of 2.0.
- 5th-best free throw percentage in WAC play (83.3%) and had the 6th-highest 3-point average with 2.1 makes per contest.
- 2x WAC Newcomer of the Week.

2024 HERCULES TIRES WAC BASKETBALL TOURNAMENT MEN'S BASKETBALL



8 CALIFORNIA BAPTIST

6:00PM
ESPN+

5 UTAH VALLEY

6:00PM
ESPN+

4 SEATTLE U

6:00PM
ESPN+

1 GRAND CANYON

CHAMPIONSHIP
8:30PM
ESPN 2

2 TARLETON STATE



3 UT ARLINGTON

8:30PM
ESPN+

7 ABILENE CHRISTIAN

8:30PM
ESPN+

6 STEPHEN F. AUSTIN

Four of UTA's seven WAC losses came against the top-2 teams: Grand Canyon (2x) and Tarleton State (2x). Those four losses occurred by an average of 4.2 points. The Mavs were tied with GCU both times with under 90 seconds remaining, and had final shots to win – or force overtime – against Tarleton.

WAC CHAMPION



*GAME TIMES ARE PACIFIC TIME

#WACVEGAS | @WACSPORTS



ABOUT THE POTENTIAL QUARTERFINAL MATCHUP



UTA ALL-TIME SERIES HISTORY
UTA Leads SFA, 33-31
ACU Leads UTA, 22-10

⇒ UTA split the season series with both Stephen F. Austin (17-14, 10-10 WAC) and Abilene Christian (15-16, 10-10 WAC) as the Mavs lost each matchup on the road, but won both at home.

⇒ Both of those setbacks came in January, and since the ACU loss on Jan. 20 the Mavs have gone 8-3 with the three losses coming by a combined nine points.

⇒ In the UTA loss at SFA, the Mavs were without their two leading scorers in Phillip Russell and DaJuan Gordon due to injuries. At ACU, the Mavs were without Aaron Cash (concussion), trimmed a 14-point 2nd-half deficit down to three, 59-56, with eight minutes left but would not get any closer.

BALANCED AND POTENT

• In WAC games, UTA was the highest-scoring team in the league at **78 per game**. Demonstrating their depth, the Mavs did not have a single individual in the top 7 in scoring, and only one (DaJuan Gordon – 8th, 15.4) was in the top 18.

• UTA also led the conference in 3-point percentage (36.6) and makes (173). Despite making **25 more 3s than the next closest team (Seattle U, 148)**, the Mavs didn't have a single player in the top 9 in makes as UTA had seven players register between 12 and 32 3-pointers in league action.

• UTA ranked 2nd in assists (15.3), 3rd in free throw percentage (74.6), 3rd in field goal percentage defense (41.5) and 4th in field goal percentage (45.0).

SCORING DEPTH THREAD

All 13 UTA players who dressed – currently the entire healthy roster – scored at least one point on Feb. 17 at UT Rio Grande Valley. **No other team in the nation this season has had that many players or the entirety of the roster score in a game against a D-I opponent.** Below are those teams that have had 100% of their players in uniform score against a D-I foe:

- 13: UT Arlington @ UT Rio Grande Valley (Feb. 17)
- 11: Creighton vs. Central Michigan (Dec. 9)
- 10: Creighton vs. Florida A&M (Nov. 7)
- 9: Oakland vs. IUPUI (Feb. 17)
- 7: Charleston Southern vs. USC Upstate (Jan. 13)

SCORING DEPTH, CONT.

UTA's 11 different double-figure scorers are tied for the 2nd most in the nation (leader: Texas State, 12). Below are those double-figure players, their respective season highs and how many times they have led UTA in scoring:

| | |
|--|-----------|
| Shemar Wilson ⁽⁶⁾ | 29 |
| Phillip Russell ⁽⁵⁾ | 28 |
| DaJuan Gordon ^(6 - INCLUDES 1 TIE) | 24 |
| Makaih Williams ^(7 - INCLUDES 1 TIE) | 24 |
| Kade Douglas ⁽³⁾ | 20 |
| Aaron Cash ⁽³⁾ | 18 |
| Akili Vining ⁽¹⁾ | 16 |
| Fabio Basili ⁽¹⁾ | 15 |
| Brandyn Talbot | 14 |
| Dwayne Koroma | 12 |
| Freds Pauls Bagatskis | 11 |

SCORING DEPTH, STARTER EDITION

UTA has used 11 different starting lineups this season, which is tied for the 14th most in the nation (leader: Eastern Michigan, 20). Nine of those lineups have won a game, which is tied for the 5th most in the country (three teams, 11).

RECORD-SETTING SEASON

⇒ With 18 wins this season (18-13), **KT Turner has established himself as the winningest first-year head coach in program history**, surpassing Chris Ogden's 17-16 mark in 2018-19. Turner's 18 victories were also two more than any other first-year UTA coach has had in the regular season (Ogden).

⇒ Nationally, **Turner's 18 wins are tied for the 8th most among the 31 first-year head coaches**. Entering the week, only four of those have reached the 20-win plateau – a milestone Turner can achieve with a pair of victories in the WAC Tournament.



WAC-MOST SEVEN ALL-LEAGUE HONOREES

⇒ UTA had a total of four players collect a league-high seven all-conference awards, as voted on by the WAC's 11 head coaches (full list: previous page). **The seven total player awards are two more than any other WAC team** as Grand Canyon and Tarleton State both had five.

⇒ This is the first time since the 2017-18 season when the Mavs were in the Sun Belt Conference that they have representation on both the First (DaJuan Gordon) and Second (Shemar Wilson) teams, and it's **only the eighth such occurrence since 1975** (14 total times since UTA was a founding member of the Southland Conference in 1963-64).

⇒ With Makaih Williams claiming Freshman of the Year honors, it also marks the **second-straight season UTA has laid claim to that honor** as Chendall Weaver was the winner in 2023. Williams is now just the eighth UTA product to produce a conference Freshman of the Year campaign.

⇒ As for Phillip Russell, he is **the first Mav to ever solicit Sixth Player of the Year**.

UTA NUMBERS TO KNOW

DaJuan Gordon collected 13 rebounds on Mar. 2 at Utah Valley, and all of them came on the defensive end to tie for the **5th most in single-game program history (record: 14, four times)**. Additionally, the 13 defensive rebounds without an offensive rebound are tied for the **7th most by any player in the nation this season (most: Siena's Michael Eley with 16)**.

13

76 In KT Turner's first season, UTA is currently averaging 75.6 points per game, which would be the Mavs' highest since 2017-18 (77.7).

17 times already this year UTA has scored 75+ points against Division-I competition; the Mavs accomplished that feat just four times all of last season (regular and postseason).

75

80 Furthermore, UTA has tallied 80+ in regulation 11 times this year vs. D-I competition; that occurred three times total in the previous two regular seasons.

DaJuan Gordon leads the WAC in double-doubles with 12; combined with Shemar Wilson's seven (2nd in the WAC), the 19 double-doubles are four more than three WAC teams total (15): Southern Utah (4), Stephen F. Austin (5) and Seattle U (6).

12

21 As a team, UTA's 21 double-doubles (Aaron Cash has the other two) are seven more than the next closest team (California Baptist: 14).

UTA has had three-different players grab 15+ rebounds in a game this season: Gordon (17 at Utah Tech), Cash (17 vs. UNT Dallas) and Wilson (16 at California Baptist).

3

10+ Wilson (13) and Gordon (12) rank 1st and 2nd in the WAC in terms of double-figure rebound games this year; the next closest player has 10.



WESTERN ATHLETIC CONFERENCE STANDINGS [ENTERING TOURNAMENT]

| # | TEAM (SEED) | WAC | WAC Pts | OVERALL | WIN% | STRK |
|----|---------------------------|-------------|-------------|--------------|-------------|-----------|
| 1 | Grand Canyon (1) | 17-3 | 8.42 | 27-4 | .871 | W3 |
| 2 | Tarleton State (2) | 16-4 | 4.26 | 23-8 | .742 | W1 |
| 3 | UT Arlington (3) | 13-7 | 0.70 | 18-13 | .581 | W6 |
| 4 | Seattle U (4) | 11-9 | -0.31 | 18-13 | .581 | L3 |
| | Utah Valley (5) | 11-9 | -1.04 | 16-15 | .516 | W2 |
| 6 | Stephen F. Austin (6) | 10-10 | -1.54 | 17-14 | .548 | W2 |
| | Abilene Christian (7) | 10-10 | -2.69 | 15-16 | .484 | L1 |
| 8 | California Baptist (8) | 8-12 | -4.44 | 15-16 | .484 | L2 |
| 9 | Utah Tech (9) | 7-13 | -6.38 | 11-20 | .355 | L1 |
| 10 | Southern Utah (10) | 5-15 | -7.80 | 10-21 | .323 | W1 |
| 11 | UT Rio Grande Valley (11) | 2-18 | -11.76 | 6-25 | .194 | L14 |

2023-24 PRESEASON COACHES POLL

| Rank | Team (1st-Place Votes) | Points |
|------|------------------------|-----------|
| 1 | Grand Canyon (9) | 99 |
| 2 | Stephen F. Austin (2) | 87 |
| 3 | Seattle U | 86 |
| 4 | Utah Valley | 61 |
| 5 | Abilene Christian | 60 |
| 6 | Tarleton State | 49 |
| 7 | California Baptist | 47 |
| 8 | UT Arlington | 43 |
| 9 | Southern Utah | 26 |
| | UT Rio Grande Valley | 26 |
| 11 | Utah Tech | 21 |

UTA Was Alone In 6th Place With -1.41 Resume-Seeding System Points Before The Six-Game Winning Streak

PRESEASON ALL-WAC TEAM

PRESEASON PLAYER OF THE YEAR

Ray Harrison × Jr. × G × Grand Canyon

Ray Harrison × Jr. × G × Grand Canyon
 Gabe McGlothlin × R-Sr. × F × Grand Canyon
 Cameron Tyson × R-Sr. × G × Seattle U
 Sadaidriene Hall × Jr. × F × Stephen F. Austin
 Drake Allen × Jr. × G × Utah Valley

SEEDING SYSTEM IS BACK

Once again this season, the WAC résumé-seeding system determined how the eight teams at the WAC Tournament were seeded (denoted by WAC Points in the table at the top of the page; higher point total = a better seed).

The top-8 teams based off conference record qualified for the WAC Tournament. Once those eight were set, they were seeded by their respective point totals.

The WAC has sent at least two teams to the NCAA Tournament in 28 of the past 47 seasons. In an effort to continue enhancing its at-large prospects and protecting top seeds in March, the résumé-seeding system was introduced for the first time in 2022-23.

An algorithm will rate performance against all Division-I teams faced in the regular season, not just conference play. That will rank teams for the conference postseason tournament. Using this résumé-seeding system, teams will receive more credit for scheduling and playing stronger opponents than weaker ones. This should help the WAC have higher NET rankings, a key-criteria used by the NCAA basketball selection committees.

WAC Commissioner Brian Thornton and WAC Associate Commissioner of Basketball Drew Speraw worked with Ken Pomeroy of kenpom.com to put together the formula.

BACK TO THE WAC



2012-13 WAC MEMBERSHIP (Current Affiliation)

Denver (Summit League)
 Idaho (Big Sky Conference)
 Louisiana Tech (Conference USA)
 New Mexico State (Conference USA)
 San Jose State (Mountain West Conference)
Seattle U
 Texas State (Sun Belt Conference)
 Utah State (Mountain West Conference)
UT Arlington
 UTSA (American Athletic Conference)

2022-23 WAC MEMBERSHIP

Abilene Christian
 California Baptist
 Grand Canyon
Seattle U
 Southern Utah
 Stephen F. Austin
UT Arlington
 Tarleton State
 UT Rio Grande Valley
 Utah Tech
 Utah Valley

⇒ With UTA playing its first WAC game on Nov. 29, it represented the Mavs' earliest conference game in program history; the previous record was Dec. 7, 2000, in the Southland Conference.

⇒ This was the seventh time in program history that UTA played 20 league contests in a season: 2000-03 Southland; 2014-16 and 2019-20 Sun Belt Conference.

⇒ Eight of UTA's 20 WAC games year were against opponents that played in the postseason last year (will face each twice): Grand Canyon (NCAA Tournament), Utah Valley (NIT semifinalist), Southern Utah (CBI semifinals) and Tarleton State (CBI).

11 Last year, the WAC ranked as the 11th best men's basketball conference in the country (out of 32, and ahead of the typical multi-bid Atlantic 10 Conference). This season the WAC is currently ranked 14th.



In October of 2022 the WAC officially relocated its conference headquarters to the city of Arlington, less than five miles from UTA's campus. The WAC had been anchored in Denver for all but a brief stretch of its initial 60 years of existence.

BY THE NUMBERS

1) The Mavs held SFA to just 1-15 from 3-point range in an overtime win on Feb. 10, 71-63. That was just the second time since 2015 that UTA limited an opponent to one 3-pointer (Coastal Carolina: 1-13 on Mar. 7, 2020).

2) Two times this year Shemar Wilson and DaJuan Gordon have both recorded double-doubles in the same game: New Mexico on Nov. 16 and Abilene Christian on Jan. 20.

3) The Mavs had three players secure double-figure rebounds versus Oral Roberts: Shemar Wilson (14), DaJuan Gordon (14) and Dwayne Koroma (11). That marked just the second time since 1990 that UTA had three players with 10+ boards in a game (2016 vs. Arkansas State).

8) DaJuan Gordon did not score against Texas State on Nov. 25, but pulled down eight rebounds before fouling out. He is just the fifth UTA player since 2010 to secure 8+ rebounds in a game and not score (Montez Young Jr., Jabari Narcis, Kevin Hervey and Stuart Lagerson).

9) With 7 points, 5 rebounds, 8 assists and 0 turnovers versus Alcorn State on Nov. 22, Akili Vining was the first player in the nation to finish with at least those totals coming off the bench since Feb. 26, 2022; dating back to 2017, only nine other players in the country have registered at least that stat line as a reserve vs. a D-I foe.

20) UTA has won two road games by 20+ points in the same season (87-66 at Utah Tech; 82-62 at Seattle U) for the first time since 2019-20; since 2012, the Mavs only have eight such victories (including the two this year).

22) UTA pulled down 22 offensive rebounds against Oral Roberts in the season opener. That's the most against a Division-I foe since matching that total at Texas on Dec. 1, 2015. The last time a UTA team had more offensive boards versus a D-I foe was Feb. 26, 2011, with 23 opposite Northwestern State.

25) UTA had 25 assists on 27 made field goals versus Abilene Christian on Nov. 29. **Only four other teams in the nation since 2015 have had 25+ assists on 27 or fewer makes:** Liberty in January of 2024, Minnesota in March of 2023, Davidson in February of 2020 and Pittsburgh in February of 2017.

33) UTA went 33-40 (82.5%) from the free throw line versus Utah Tech on Feb. 24, representing its 2nd-most free throws made in a game since 2012 (34 vs. Little Rock in 2019). Additionally, **UTA is one of 16 teams this season to make 33+ free throws and shoot 82%+;** Stephen F. Austin also did it against Utah Tech on Mar. 9 (35-42, 83.3%).

46) The Mavs shot 46% from the field and finished +9 in the rebounding column (45-36) at New Mexico, representing their only non-conference loss since 2010 when shooting at least 46% and posting at least +9 on the glass. The Lobos – who used a buzzer-beating layup to beat the Mavs, 82-80 – have been ranked in the Associated Press and Coaches polls during the season.

78) UTA lost when scoring 78+ points in regulation at home for only the third time in the last 15 years when the Mavs dropped an 80-78 decision to Tarleton State on Feb. 15; the other two occurrences: 85-78 to FGCU on Dec. 9, 2017, and 92-89 to Louisiana on Feb. 6, 2014.

89) The Mavs scored 89+ points in three-straight regulation games versus D-I opponents from Feb. 17-24 for only the third time in program history: Dec. 1-6, 1990, and Feb. 18-23, 1981. From 2018-23, UTA scored 89+ points against D-I competition three times total.

96) UTA went 24-25 (96%) from the free throw line on Jan. 18 against UTRGV. That is the 2nd-best percentage (minimum 20 makes) in single-game program history, bested only by a 96.4% (27-28) showing on Feb. 22, 1968, at then-#1 Houston. It is also the **11th-best percentage in the nation this year among teams that have made at least 24 free throws** (best: Niagara going 27-27 at Quinnipiac on Feb. 18).

3-POINT BARRAGE

⇒ **11 times already this season UTA has made double-figure 3-pointers in a game; the Mavs made double-figure 3s in a game 10 times the last two seasons combined.** UTA has reached that threshold three times in the last five games, including consecutively for the first time this year on Feb. 22 (11 vs. Southern Utah) and Feb. 24 (10 vs. Utah Tech).

⇒ Against Abilene Christian in the WAC opener on Nov. 29, UTA shot a season-best 57% (27-47) from the floor – the best any Maverick team has shot against a D-I opponent since 2018. Additionally, **UTA connected a 54.5% clip (12-22) from 3-point range to tie the 7th-best percentage in single-game program history** (minimum 10 makes).

⇒ That performance from beyond the arc came just a couple of weeks after **UTA knocked down 17 3-pointers on Nov. 11 against UT Tyler to tie a single-game program record** that had only been reached once before on Dec. 8, 2015, against Bradley. Those 17 triples are two more than any other WAC team has made this year.



CLEANING UP THE WAC WEEKLY AWARDS

1 RUSSELL



NEWCOMER OF THE WEEK
DEC. 18 | FEB. 5

22 WILSON



PLAYER OF THE WEEK
NOV. 20

3 GORDON



PLAYER OF THE WEEK
NOV. 13 | FEB. 19 | FEB. 26

⇒ **UTA's six total weekly selections were the 2nd most in the WAC this year behind Grand Canyon's 13.**

⇒ Gordon and Wilson are the first set of UTA teammates to be named conference Player of the Week in the same season since 2017-18 when Kevin Hervey and Erick Neal both received the recognition when the Mavs were in the Sun Belt Conference.

⇒ **Gordon is the first UTA player to earn three conference Player of the Week awards since Marquez Haynes won four during the 2009-10 campaign when the Mavs were in the Southland Conference.** Haynes was named an All-American Honorable Mention that season.

YEAR 10 FOR THE VOICE OF THE MAVS



Josh Sours is in his 10th year calling UTA men's basketball games on the radio. A 2013 UTA grad, Sours entered into the role for the 2014-15 season. Including a few fill-in roles in 2013-14, Sours has called 324 UTA men's basketball games entering the tournament.

UTA NAME, IMAGE & LIKENESS



⇒ opendorse.com/uta-mavericks

⇒ athletesthread.com

⇒ dreamcitysports.com

A KEY MID-SEASON ADDITION: PHILLIP RUSSELL



- 2022-23 Ohio Valley First Team
- 2021-22 Ohio Valley Second Team
- 2021-22 Ohio Valley All-Newcomer Team
- Ranked 11th in the country in free throws made (173) and 26th in total assists (174) last year.
- Tied SEMO's D-I single-game scoring record not once, but twice, with a pair of 37-point outbursts.
- As a freshman, he scored 35 points, grabbed 10 rebounds and had five steals in a game, making him only the second D-I freshman in the previous 25 years to reach 35+ points, 10+ rebounds and 5+ steals in a game. The other belongs to three-time NBA All-Star and 1st Overall NBA Draft Pick Ben Simmons when he was at LSU in 2015.

After missing the first nine games of the year, Phillip Russell made his UTA debut on Dec. 16 versus Air Force. That came after several days of court rulings and NCAA announcements from Dec. 13-15 which culminated with the NCAA reaching an agreement with the States to convert a 14-day temporary restraining order by a West Virginia judge in a lawsuit against the NCAA into a preliminary injunction through the end of the 2024 spring championship season to grant immediate eligibility to all multiple-time undergraduate transfers.

Russell began his career as a walk-on with Saint Louis in 2020-21, playing in eight games off the bench before transferring to Southeast Missouri where spent the past two seasons. In those two years he scored 1,019 points, including an 18.1 per-game average last year in leading SEMO to the NCAA Tournament and its first Ohio Valley Conference Championship in 23 years.

He led the OVC in total points (615) and assists (174) in 2022-23, becoming only the third OVC player in the last 25 years to pace the conference in points and assists in the same season. The other two were Murray State's Ja Morant (2018-19) and Cameron Payne (2014-15). Morant was the 2020 NBA Rookie of the Year and is a two-time NBA All-Star, while Payne was the 14th overall pick in the 2015 NBA Draft and currently plays for the Milwaukee Bucks.

MORE INFO: PAGE 19

| RK | PLAYER | TEAM | POS | PPP | PTS |
|----|------------------------|------|-----|------|-----|
| 1 | Divant'e Moffitt | IDHO | 74 | 1.18 | 87 |
| 2 | Drew Pember | UNCA | 71 | 1.20 | 85 |
| 3 | Kendric Davis | MEM | 77 | 1.09 | 84 |
| 4 | Markquis Nowell | KSU | 73 | 1.10 | 80 |
| 5 | PHILLIP RUSSELL | SEMO | 75 | 1.05 | 79 |

Russell also scored the 5th-most 'clutch' points of any player in the nation last year, tallying 79 in the last five minutes of regulation or overtime.

Seven of those 79 came in the most clutch scenario possible as he scored all of SEMO's final seven points in an 89-82 overtime victory in the OVC Tournament Final against Tennessee Tech to clinch the Redhawks' NCAA Tournament berth.

HEAD-COACHING DEBUT WIN



⇒ In his head-coaching debut, **KT Turner** earned his first win on Nov. 6 as UTA overcame an 11-point 2nd-half deficit to claim a 75-71 win over an Oral Roberts team which won 30 games and played in the NCAA Tournament a season ago.

⇒ UTA shot just 34.8% versus ORU, and that was its worst in a win since 33.3% at Bradley on Dec. 16, 2016. Since 2010, there have now only been four games that UTA has won when shooting below 35%. Additionally, **it was the only game in the last 13 years that the Mavs won, scored at least 70 points and shot less than 35%.**

A KEY LATE-SEASON ADDITION: CHAUNCEY GIBSON

Chauncey Gibson joined the program in January as a walk-on after spending the 2022-23 season at Clemson and the summer/fall of 2023 at Tulsa.

Despite court and NCAA rulings in December granting immediate eligibility to multi-time transfers, Gibson was unable to compete until the waiver was approved.

An NCAA bylaw prohibits instant eligibility for mid-year transfers in basketball and other select sports.

UTA submitted a waiver requesting immediate eligibility, and that was approved by the NCAA on Feb. 9.

He made his collegiate debut on Feb. 10 versus Stephen F. Austin, scoring 12 points on 5-12 shooting, issuing three assists and pulling down two rebounds in 24 minutes off the bench.

MORE INFO: PAGE 24



CHALLENGING NON-CONFERENCE SLATE

UTA's non-conference schedule consisted of 11 games, nine of which were against Division-I opponents. Of those nine, six played in the postseason (NCAA Tournament or NIT) last year, six were ranked in the top 65 of the final NET (two in the top 10) and four won at least 28 games (two with at least 30).

| | TEAM / RESULT | RECORD / NET | CONFERENCE | POSTSEASON | RESULT(S) |
|--|---------------------------|--------------------------------|---|-----------------|--|
| | Oral Roberts W, 75-71 | 30-5 (18-0 Summit) NET: 50 | Summit League Regular Season & Tournament Champions | NCAA / #12 Seed | L (5) Duke, 74-51 |
| | @ New Mexico L, 82-80 | 22-12 (8-10 MW) NET: 64 | Mountain West Quarterfinals | NIT | L Utah Valley, 83-69 |
| | @ #3 Arizona L, 101-56 | 28-7 (14-6 PAC-12) NET: 10 | Pac-12 Tournament Champions | NCAA / #2 Seed | L (15) Princeton, 59-55 |
| | Alcorn State W, 82-69 | 18-14 (15-3 SWAC) NET: 245 | SWAC Regular Season Champions | NIT | L, North Texas, 69-53 |
| | @ Texas Tech L, 77-66 | 16-16 (5-13 Big 12) NET: 62 | Big 12 First Round | ----- | ----- |
| | @ North Texas L, 78-52 | 31-7 (16-4 C-USA) NET: 30 | Conference USA Semifinals | NIT Champions | NIT Final 4: W, Wisconsin, 56-54 W, UAB, 68-61 |
| | @ Texas L, 79-62 | 29-9 (12-6 Big 12) NET: 7 | Big 12 Tournament Champions | NCAA / #2 Seed | W (15) Colgate, 81-61 W (10) Penn State, 71-66 W (3) Xavier, 83-71 L (5) Miami, 88-81 |

UTA and Abilene Christian were the only WAC members this season which played three games against Power-5 opponents (ACU: Oklahoma State, NC State, Arkansas).

700-REBOUND CLUB

Dajuan Gordon entered the season with 493 career rebounds in 112 games (4.4 average). This season alone he has 251 rebounds in 30 games (team-best 8.4), and **in the process eclipsed the 500, 600 and now 700-career rebound club** on his way to 744 career boards:

500th: Nov. 6 vs. Oral Roberts
600th: Jan. 4 @ Tarleton State
700th: Feb. 17 @ UTRGV

Additionally, he has 1,295 career points and 181 career steals.



AGE IS JUST A NUMBER

UTA has not one, but two, of the oldest players in Division-I men's basketball this season in Aaron Cash (turned 25 on Dec. 6) and Akili Vining (24; turns 25 in April). Cash is the 7th oldest, while Vining is the 18th oldest. UTA and BYU are the only schools in the nation with two of the 20 oldest players:

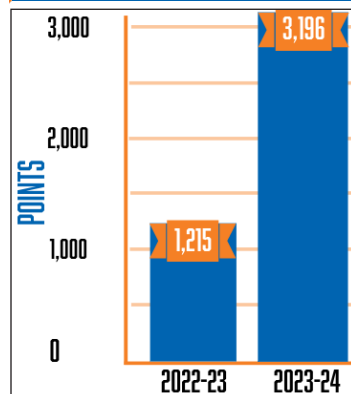
- 1) Spencer Johnson (BYU) – Sept. 3, 1997
- 2) Jemarl Baker Jr. (New Mexico) – June 12, 1998
- 3) Jalen Jordan (Middle Tennessee) – June 19, 1998
- 4) Trevin Knell (BYU) – Sept. 26, 1998
- 5) Michael Hueitt, Jr. (Pittsburgh) – Oct. 2, 1998
- 6) Jermaine Couisnard (Oregon) – Nov. 25, 1998
- 7) **Aaron Cash (UT Arlington) – Dec. 6, 1998**
- 8) Drue Drinnon (Texas State) – Dec. 7, 1998
- 9) Brock Cunningham (Texas) – Dec. 13, 1998
- 10) Fardaws Aimaq (California) – Jan. 6, 1999
- 11) Parker Fox (Minnesota) – Feb. 20, 1999
- 12) Chuck O'Bannon Jr. (TCU) – Mar. 1, 1999
- 13) Gabe McGlothan (Grand Canyon) – Mar. 3, 1999
- 14) Edoardo Del Cadia (Detroit) – Mar. 10, 1999
- 15) Jared Bynum (Stanford) – Mar. 16, 1999
- 16) Elijah Buchanan (NJIT) – Apr. 8, 1999
- 17) Qwanzi Samuels (IUPUI) – Apr. 13, 1999
- 18) **Akili Vining (UT Arlington) – Apr. 25, 1999**
- 19) Jeffery Armstrong (Southern Miss) – May 2, 1999
- 20) Moses Wood (Washington) – May 3, 1999



Akili Vining is believed to be one of just five players in the nation who are at a fifth different school, and he is one of just two from that group who are in their first year at a D-I institution.

Akili Vining: UT Arlington | 5th Team | 1st Year D-I | 6th Season
Lance-Amir Paul: Texas A&M-Corpus Christi | 5th Team | 2nd Year D-I | 5th Season
Malik Tidwell: Georgia Southern | 5th Team | 1st Year D-I | 5th Season
Adam Hess: NJIT | 5th Team | 3rd Year D-I | 6th Season
RayQuawndis Mitchell: Penn State | 5th Team | 4th Year D-I | 5th Season

A WHOLE LOTTA EXPERIENCE



With returners Shemar Wilson, Aaron Cash and Brandyn Talbot, UTA has 10 players on this year's roster who have previous Division-I playing experience. Those 10 had combined to score 3,196 D-I points entering the season. As a team last year, UTA began the season with only 1,215 D-I points across six players.

STATISTICAL TRENDS

UTA'S RECORD WHEN...

| | |
|-------------------------------------|-------|
| Monday | 1-1 |
| Tuesday | 0-0 |
| Wednesday | 3-0 |
| Thursday | 6-5 |
| Friday | 0-0 |
| Saturday | 8-6 |
| Sunday | 0-1 |
| Leading At Halftime | 14-4 |
| Trailing At Halftime | 3-9 |
| Tied At Halftime | 1-0 |
| Leading With 5 Minutes Left | 16-2 |
| Trailing With 5 Minutes Left | 1-11 |
| Tied With 5 Minutes Left | 1-0 |
| Shooting 40% FG Or Better | 15-7 |
| Shooting Less Than 40% FG | 3-6 |
| Opponent 40% FG Or Better | 9-10 |
| Opponent Less Than 40% FG | 9-3 |
| Shooting Better FG% Than Opponent | 12-4 |
| Shooting Worse FG% Than Opponent | 6-9 |
| Shooting Better 3-FG% Than Opponent | 14-4 |
| Shooting Worse 3-FG% Than Opponent | 4-9 |
| Outrebounding Opponent | 14-6 |
| Outrebounded By Opponent | 4-5 |
| Rebounds Tied | 0-2 |
| More Turnovers Than Opponent | 10-11 |
| Fewer Turnovers Than Opponent | 7-1 |
| Same Turnovers As Opponent | 1-1 |

UTA'S POINT TOTAL...

| | |
|--------------|-----|
| 35-49 Points | 0-0 |
| 50-59 Points | 0-2 |
| 60-69 Points | 0-7 |
| 70-79 Points | 7-3 |
| 80-89 Points | 8-1 |
| 90-99 Points | 3-0 |
| 100+ Points | 0-0 |

GAMES DECIDED BY...

| | |
|--------------|-----|
| 1-5 Points | 4-4 |
| 6-9 Points | 2-3 |
| 10-19 Points | 8-4 |
| 20+ Points | 4-2 |

WIN-LOSS COMPARE

UTA's statistical averages in its wins and losses this season:

| STAT | Ws (18) | Ls (13) |
|-------------|---------|---------|
| PPG | 81.9 | 66.8 |
| PPG ALLOWED | 67.6 | 78.8 |
| FG% ALLOWED | 39.9 | 44.6 |
| APG | 18.6 | 11.2 |
| TOs/Game | 14.7 | 16.5 |

Please refer to the University of Texas at Arlington as **UT Arlington**. **UTA** is acceptable on second reference. Using Texas-Arlington, UT-Arlington or any other form is incorrect.

HISTORICAL PERFORMANCES

In its 74-37 win over UNT Dallas on Dec. 6, the Mavs had 26 offensive rebounds to tie for the 6th most in single-game program history and most in any game since 1996. Of those 26 o-boards, **25 were secured by players (one team rebound) to tie for the 9th-most offensive rebounds by any team in the nation this year.**

Individually, Aaron Cash – who had 17 points and 17 rebounds – was responsible for 12 offensive rebounds to tie for the most in program lore with Johnny McDowell (1992) and Sam Norton (1984). **Those dozen o-boards are also the most by any player in the nation this year** (six players with 11). The 17 total rebounds are the tied for most by any player in the WAC this season.


Defensively, the 37 points UTA allowed were its 2nd fewest all-time behind only a 36-point performance against SMU in 1989 – a game the Mavs actually lost, 36-31. Those are the only two times in the 64+ years of the program UTA has held a team under 40 points.

RARE OFFENSIVE GLASS PERFORMANCE

Against North Texas last season on Dec. 6, Shemar Wilson grabbed eight rebounds, and all of them were offensive. Over the last 7+ seasons – **since the start of the 2016-17 campaign – Wilson is one of just eight players in the nation to secure at least eight offensive rebounds and zero defensive boards in a game.**



SLEEPING ON US?



While UTA was picked to finish 8th by WAC coaches in the league's preseason poll, the highly respected Field of 68 Almanac has the Mavs ranked 4th in its preseason poll behind only, in order, Grand Canyon, Stephen F. Austin and Seattle U.



Additionally, in the Field of 68 Almanac, an anonymous WAC coaches poll predicts UTA as the 'Sleeper Team' in the league.

2023 FIBA U20 EUROPEAN CHAMPIONSHIP



This past summer, Freds Pauls Bagatskis represented Latvia at the 2023 FIBA U20 European Championship, Division B, in Skopje, North Macedonia.

He averaged a team-high 17.3 points in only 22 minutes per game across seven contests (3-4 team record), shot 44.3% from 3-point range and made a tournament-high 27 triples.

Bagatskis scored 41 points on 10-14 from 3-point range in just 19 minutes of action in a 99-57 win against Albania on July 12. **The 41 points were the 2nd-most all-time in any Latvian national team game, and the 10 3s represented the all-time Latvian single-game record.**

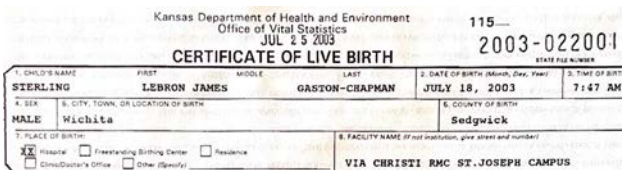
Versus Finland on July 8, he scored 29 points on the strength of 8-13 from 3. At the time, those eight triples were the 2nd most in Latvian history.

PLAYERS NOT RETURNING FROM LAST SEASON

| Player | REASON (NOTES) |
|------------------|--|
| Chendall Weaver | Transferred To Texas (WAC Freshman of the Year) |
| Brandon Walker | Transferred To Montana State (6.6 PPG, 4.3 RPG) |
| Kyron Gibson | Transferred To Drake (Team-Best 11.2 PPG) |
| Shaysten Cornish | Walk-On (Preseason Knee Injury) |
| Damonze Woods | Mutual Parting (2.5 PPG, 1.7 RPG) |
| Cash Clayton | Walk-On (Mutual Parting) |
| Pedro Castro | Graduated (Now Working For The FBI) |
| Dario Domingos | Transferred To Tarleton State (3.7 PPG, 2.3 RPG) |
| Montez Young Jr. | Transferred To Texas Wesleyan (2.7 PPG, 3.2 RPG) |
| Marion Humphrey | Transferred To Texas A&M-Corpus Christi (6.8 PPG, 2.6 RPG) |

WHAT'S IN A NAME

Yes, his full, legal name is **Sterling LeBron James Gaston-Chapman**. On July 8, 2003, LeBron James made his NBA Summer League debut. Ten days later, on July 18, Gaston-Chapman was born. LeBron – despite not yet having played in a regular season NBA game – was Gaston-Chapman's father, Les, favorite player.

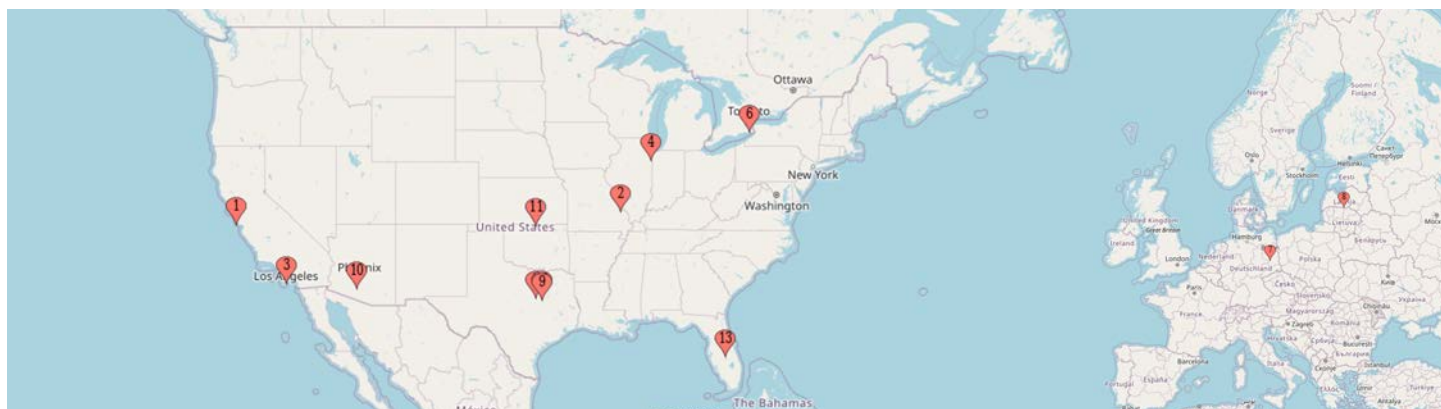


STERLING
LEBRON JAMES
GASTON-CHAPMAN



ROSTER DEMOGRAPHICS

UTA's 13-player roster is represented by four different countries (United States, Canada, Germany and Latvia) and seven different states (Texas, Florida, Illinois, Missouri, Kansas, California and Arizona). Freds Pauls Bagatskis is UTA's first-ever player who hails from Latvia, while Dwayne Koroma is the Mavs' first player from Germany.



AMONG THE WESTERN ATHLETIC CONFERENCE'S BEST

From 2015-16 to the start of this season, UTA boasts the 4th-best average annual NET/RPI ranking of all WAC members at #159. With a final ranking of #40 in 2016-17, UTA is responsible for the best single-year NET/RPI by any current WAC school over the past eight seasons. Additionally – in that same timeframe – UTA, is the only WAC institution without a single season NET/RPI above #250.

| Team | 2015-16 | 2016-17 | 2017-18 | 2018-19 | 2019-20 | 2020-21 | 2021-22 | 2022-23 | Average |
|----------------------|---------|---------------------|---------|--------------------|---------|---------|--------------------|---------|---------|
| Grand Canyon | 88 | 124 | 175 | 104 | 278 | 108 | 92 | 106 | 134 |
| Stephen F. Austin | 62 | 206 | 107 | 312 | 77 | 142 | 123 | 136 | 146 |
| California Baptist | | | | 168 | 200 | 238 | 222 | 171 | 157 |
| UT Arlington | 107 | 40 | 112 | 160 | 129 | 242 | 236 | 249 | 159 |
| Utah Valley | 274 | 180 | 91 | 100 | 250 | 206 | 116 | 58 | 159 |
| Abilene Christian | 325 | 284 | 263 | 157 | 194 | 74 | 121 | 204 | 202 |
| Tarleton State | | | | | | 235 | 214 | 165 | 205 |
| Seattle U | 285 | 272 | 190 | 201 | 226 | 236 | 129 | 142 | 209 |
| Southern Utah | 336 | 341 | 249 | 258 | 184 | 122 | 164 | 113 | 221 |
| Utah Tech | | | | | | 314 | 273 | 158 | 248 |
| UTRGV | 335 | 315 | 234 | 185 | 260 | 282 | 307 | 259 | 272 |
| SOUTHLAND CONFERENCE | | SUN BELT CONFERENCE | | BIG SKY CONFERENCE | | | DIVISION-II MEMBER | | |

MAKING EZ WURK OF THINGS



True freshman **Makaih Williams** has his own **Christian and sports-inspired clothing line** that he started his junior year of high school named **EZ WURK**. The name of the company is an ode to a basketball player getting hot and making 'easy work' of his opponent, but then he put his own twist on it:

EZ = Mastery
W = Work
U = Understanding
R = Repetition
K = Knowledge

AN ARTIST AT WORK

Outside of basketball, **art is arguably Aaron Cash's biggest passion**. Originally his artistry started by drawing, but that has since evolved into painting, sculpting and graphic design. If it's an off day and he's not in the gym, there's a good chance he's using his 'down time' to create more artwork.



A painted self portrait.



An African art sculpture depicting how he envisions his future child.

MAVS IN THE PROS



UTA's all-time leading rebounder (921) and 2nd-leading scorer (1,783), **Kevin Hervey** became the first, and to this day only, Maverick to play in an NBA game when he appeared for the Oklahoma City Thunder on Dec. 26, 2019, versus the Memphis Grizzlies.

He played in 10 games with OKC in 2019-20, including three in the COVID Bubble in Orlando, scoring an NBA career-best eight points against the Phoenix Suns on Aug. 10. An Arlington native, Hervey was drafted by the Thunder with the 57th pick in the 2nd Round in 2018. He was the 4th all-time UTA player selected in the draft and the first since the NBA reduced the number of rounds to just two in 1989. Paul Renfro

became UTA's first-ever draft pick when he was taken in the 9th round (181st overall) by the Utah Jazz in 1980. Two Mavericks were selected in 1982 – both by the Dallas Mavericks. Ralph McPherson was selected in the 9th round (188th) and Albert Culton picked in the 10th round (209th).

FORMER MAVS CURRENTLY PLAYING PROFESSIONALLY

| | | |
|---------------------|---------------------------------|---------|
| David Azore '22 | Pyrinto | Finland |
| Javon Levi '22 | Dubrovnik | Croatia |
| Lazaro Rojas '22 | Sport Club Corinthians Paulista | Brazil |
| Jabari Narcis '20 | Ehime OV | Japan |
| Kevin Hervey '18 | Reggio Emilia | Italy |
| Johnny Hamilton '18 | Bursaspor | Turkey |
| Erick Neal '18 | CSM Oradea | Romania |
| Jalen Jones '17 | Tatui/AABT | Brazil |
| Jorge Bilbao '17 | Fuenlabrada | Spain |
| Karol Gruszecki '13 | PGE Spojnia Stargard | Poland |

THE LAST TIME

A MAVERICKS' PLAYER...

Scored 40 Or More Points

..... 43, Stephen Barber at UTSA, 2/24/02

Scored 30 Or More Points

..... 36, David Azore vs. Appalachian State, 2/5/22

Totaled 20 Or More Rebounds

..... 22, Jermaine Griffin vs. UT Permian Basin, 12/1/05

Totaled 15 Or More Rebounds

..... 17, DaJuan Gordon at Utah Tech, 2/3/24

Totaled 10 Or More Assists

..... 12, Kyron Gibson vs. UT Rio Grande Valley, 1/19/23

Recorded A Double-Double (Points/Rebounds)

..... DaJuan Gordon (17/13) at Utah Valley, 3/2/24

Recorded A Double-Double (Points/Assists)

..... Javon Levi vs. Louisiana (14/10), 1/13/22

Recorded A Triple-Double (Points/Rebounds/Assists)

..... Javon Levi vs. Louisiana (14/10/10), 1/13/22

..... Erick Neal Has The Only Other Two Triple-Doubles In Program History:

..... vs. UT Dallas (10/10/13), 11/27/17

..... at ULM (27/10/12), 1/28/16

THE MAVERICKS' TEAM...

Played An OT Game . . . W, 71-63 vs. Stephen F. Austin 2/10/24

Scored 100+ Points . . . W, 100-59 vs. Hardin-Simmons 11/15/22

Allowed 100+ Points . . . L, 56-101 at #3 Arizona 11/19/23

Had 60 Or More Rebounds . . . 63 vs. Howard Payne 11/28/22

Had 25 Or More Assists . . . 25 vs. Abilene Christian 11/29/23

Had 15 Or More Steals . . . 19 vs. Southwestern 11/12/22

UTA vs. AP TOP-25 TEAMS

| | | | |
|---------------------|----------------------------|----------|--------------|
| Jan. 1, 2024 | at #21 Texas | L | 62-79 |
| Nov. 19, 2023 | at #3 Arizona | L | 56-101 |
| Nov. 19, 2019 | at #8 Gonzaga | L | 66-72 |
| Nov. 17, 2019 | at #14 Oregon | L | 47-67 |
| Dec. 18, 2018 | at #8 Gonzaga | L | 55-89 |
| Dec. 18, 2017 | at #25 Creighton | L | 81-90 |
| Nov. 21, 2017 | at #25 Alabama | L | 76-77 |
| Dec. 8, 2016 | at #12 Saint Mary's | W | 65-51 |
| Dec. 2, 2014 | at #6 Texas | L | 53-63 |
| Nov. 25, 2014 | at #1 Kentucky | L | 44-92 |
| Nov. 19, 2013 | at #4 Kentucky | L | 76-105 |
| Dec. 19, 2012 | at #24 Oklahoma State | L | 44-69 |
| Nov. 23, 2011 | at #9 Baylor | L | 65-75 |
| Dec. 29, 2010 | at #3 Kansas | L | 57-82 |
| Dec. 20, 2008 | at #21 Baylor | L | 76-79 |
| Mar. 21, 2008 | vs. #2 Memphis# | L | 63-87 |
| Dec. 3, 2005 | at #2 Texas | L | 55-93 |
| Dec. 15, 2004 | at #14 Texas | L | 70-85 |
| Jan. 2, 2004 | at #19 Texas | L | 79-99 |
| Nov. 27, 2002 | at #3 Texas | L | 45-76 |
| Nov. 18, 1997 | at #19 Oklahoma | L | 63-81 |
| Dec. 20, 1994 | at #21 New Mexico State | L | 63-102 |
| Dec. 28, 1993 | vs. #14 Connecticut+ | L | 72-112 |
| Dec. 21, 1992 | at #17 Nebraska | L | 95-116 |
| Nov. 23, 1991 | at #14 Utah | L | 57-58 |
| Dec. 6, 1986 | at #11 Oklahoma | L | 76-101 |
| Feb. 7, 1985 | at #14 Louisiana Tech | L | 61-86 |
| Jan. 12, 1985 | vs. #14 Louisiana Tech | L | 65-76 |
| Feb. 12, 1973 | vs. #13 UL Lafayette | ~ L | 96-111 |
| Jan. 13, 1973 | at #13 UL Lafayette | ~ L | 73-79 |
| Dec. 18, 1970 | vs. #19 Drake* | L | 83-102 |
| Dec. 4, 1970 | at #18 Long Beach State | L | 57-102 |
| Dec. 1, 1970 | at #15 New Mexico State | L | 82-107 |
| Feb. 26, 1970 | vs. #15 Houston | L | 84-102 |
| Dec. 4, 1969 | at #20 Houston | L | 70-88 |
| Feb. 22, 1968 | at #1 Houston | L | 75-130 |

OVERALL: 1-35 | HOME: 0-3 | AWAY: 1-29 | NEUTRAL: 0-3

NCAA Tournament | * Hilo, Hawaii | ~ UL Wins Later Vacated | * Fort Worth, TX

For weekly player updates, visit: utamavs.us/mbbpros

HOME-COURT ADVANTAGE

UTA celebrated the 10-year anniversary of the College Park Center on Feb. 5, 2022, against Appalachian State. The CPC opened on Feb. 1, 2012, with the Mavs capping a men's and women's doubleheader with a 67-66 victory over UTSA in front of a then-school-record crowd of 6,228.

CPC ATTENDANCE HIGHS

| | | | |
|-----|-------|----------|-------------------------------|
| 1) | 6,421 | 11/16/12 | MBB vs. Oklahoma |
| 2) | 6,336 | 3/22/17 | MBB vs. CSU Bakersfield (NIT) |
| 3) | 6,228 | 2/1/12 | M/WBB vs. UTSA |
| 4) | 6,186 | 1/24/19 | WBB vs. Georgia Southern |
| 5) | 6,105 | 12/3/15 | MBB vs. North Texas |
| 6) | 5,714 | 1/16/20 | WBB vs. Louisiana |
| 7) | 5,390 | 3/20/17 | MBB vs. Akron (NIT) |
| 8) | 5,272 | 2/11/12 | MBB vs. Texas State |
| 9) | 5,033 | 1/23/16 | MBB vs. Little Rock |
| 10) | 5,011 | 2/9/17 | WBB vs. Little Rock |

UTA won its 100th all-time game at the College Park Center with a 62-57 victory over Troy on Jan. 1, 2022.

| YEAR | RECORD | PERCENTAGE |
|---------|--------|------------|
| 2011-12 | 4-0 | 1.000 |
| 2012-13 | 7-8 | .467 |
| 2013-14 | 9-5 | .643 |
| 2014-15 | 9-5 | .643 |
| 2015-16 | 13-2 | .867 |
| 2016-17 | 14-1* | .933 |
| 2017-18 | 13-2 | .867 |
| 2018-19 | 9-5 | .643 |
| 2019-20 | 8-8 | .500 |
| 2020-21 | 9-4 | .692 |
| 2021-22 | 8-4 | .667 |
| 2022-23 | 6-8 | .429 |
| 2023-24 | 12-3 | .800 |
| TOTAL | 121-55 | .688 |

* Tied for the most home wins in single-season program history along with 2007-08. The only loss was a four-point setback to Cal State Bakersfield in the NIT Quarterfinals.




ABOUT THE CPC

The Mavericks have called the beautiful College Park Center home since the 7,000 all chair-back seat multi-purpose arena opened in 2012. The \$78 million project broke ground on March 5, 2010, and opened less than two years later. The arena is part of a 20-acre section of campus known as the College Park District, which includes a residence hall, student apartments, a 4.62 acre park, restaurants and three parking garages. The arena features 4,055 lower bowl seats, in addition to a 2,800-square-foot hospitality suite. A distinctive feature is a center hung 4-sided Daktronics LED scoreboard with an additional end zone LED display, ribbon displays and scorer's table. The lower concourse contains sports medicine facilities, two full-sized practice courts, a 2,500-sq-ft weight room, a press center, an academic support study center and coaches' office suites. In addition to UTA basketball and volleyball games, the facility hosts a variety of concerts, speaking engagements and other events. **The WNBA's Dallas Wings also call College Park Center home during their season.**



TEXAS HALL -- THE HOME BEFORE COLLEGE PARK CENTER



Prior to the College Park Center, the Mavs called Texas Hall home – which was one of most unique venues in all of college athletics. Opened on Oct. 18, 1965 – with the first-ever performer being Louis Armstrong – the initial basketball game was contested on Dec. 1 that same year against East Texas State.

The on-campus proscenium theater, which is still in use today, put the Mavs and their opponent on an elevated stage with 600 bench seats on the back of the stage and the remainder of the 4,200 capacity in theater-style seating on the other side of the court separated into a lower level and balcony section.

In 1997, Sports Illustrated named Texas Hall as "The Best Place In America To Watch College Basketball." For the final 12 years in which games were played in Texas Hall, they were contested on the floor which was used at the 1999 Men's Final Four at Tropicana Field in St. Petersburg, Fla. **UTA accumulated a 351-222 (.613) all-time record on "The Stage" from 1965-2012.**

ABOUT UT ARLINGTON

GENERAL INFORMATION

| | |
|-----------------------------|-----------------------------------|
| Location..... | Arlington, Texas |
| Enrollment..... | 48,000 |
| Founded..... | 1895 |
| Conference Affiliation..... | Western Athletic Conference (WAC) |
| President..... | Jennifer Cowley (2nd Year) |
| Director Of Athletics..... | Jon Fagg (2nd Year) |

HISTORY

| | |
|---|-----------------|
| First NCAA Season / Current Season..... | 1959-60 / 65th |
| All-Time Record..... | 817-1017 (.445) |
| Record In College Park Center (2012-Present)..... | 121-55 (.688) |

| | |
|---|---------------------------|
| Years In Western Athletic Conference..... | 2 (2012-13, 2022-Present) |
| All-Time WAC Record..... | 30-26 (.536) |
| WAC Regular Season Championships..... | 0 |
| WAC Tournament Championships..... | 0 |
| WAC Tournament Finalist..... | 1 (2013) |

| | |
|--|----------------|
| Years In Sun Belt Conference..... | 9 (2013-22) |
| All-Time Sun Belt Record..... | 94-72 (.566) |
| Sun Belt Regular Season Championships..... | 1 (2017) |
| Sun Belt Tournament Championships..... | 0 |
| Sun Belt Tournament Finalist..... | 2 (2018, 2019) |

| | |
|---|----------------|
| Years In Southland Conference..... | 48 (1964-2012) |
| All-Time Southland Record..... | 289-354 (.442) |
| Southland Regular Season Championships..... | 2 (2004, 2012) |
| Southland Tournament Championships..... | 1 (2008) |

| | |
|----------------------------------|----------------------|
| NCAA Tournament Appearances..... | 1 (2008) |
| NCAA Tournament Record..... | 0-1 |
| NIT Appearances..... | 3 (1981, 2012, 2017) |
| NIT Record..... | 2-3 |
| CIT Appearances..... | 2 (2013, 2016) |
| CIT Record..... | 1-2 |

2022-23 REVIEW

| | |
|---|-----------------|
| Overall Record..... | 11-21 |
| WAC Record..... | 6-12 |
| Home / Away / Neutral..... | 6-8 / 4-9 / 1-4 |
| WAC Finish..... | T-10th |
| WAC Tournament... #12 Seed, Lost RD1 vs. #5 Grand Canyon, 82-77 | |

Located in the heart of the Dallas-Fort Worth Metroplex, The University of Texas at Arlington is the largest institution in North Texas and the second-largest in the UT System.

- UTA is a Carnegie Research 1 institution and is also designated as a Texas Tier One institution.
- Of UT Arlington's 270,000-plus alumni, 57% live in North Texas. Maverick alumni occupy leadership positions at all 22 Fortune 500 companies headquartered in North Texas.
- UTA has a \$22.7 billion annual economic impact on the region.
- Students come from every state and more than 100 countries; UTA has the 5th-highest undergraduate diversity index in the nation.
- The Wall Street Journal ranked UTA as the top public school in Texas in its 2024 Best Colleges in the U.S.
- UTA ranks No. 4 nationally on Military Times' 2022 "Best for Vets: Colleges" list.

UTA HISTORY

Founded in 1895 as Arlington College, a private school for younger children, UT Arlington had a succession of names and ownerships until it was officially designated as the University of Texas at Arlington on Mar. 13, 1967 – a couple of years after it was transferred into the University of Texas System.

1895-1902: Arlington College

1902-1913: Carlisle Military Academy

1913-16: Arlington Training School

1916-17: Arlington Military Academy

1917-23: Grubb's Vocational College

**Became A Branch Of The Texas A&M System In 1917*

1923-1949: North Texas Agricultural College

1949-67: Arlington State College

**Transitioned To A Four-Year Division-I School In 1959*

**Became A Branch Of The University of Texas System In 1965*

1967-Present: University of Texas at Arlington



In addition to eight name changes, UTA has undergone seven nickname alterations as well since becoming a state-supported school in 1917.

1917-21

Grubbers / Shorthorns

1921-23

Hornets

1923-49

Junior Aggies

1949-51

Blue Riders

1951-71

Rebels

1971-Present

Mavericks

The 'Mavericks' nickname originated from one of the most influential people in Texas history: **Samuel Augustus Maverick**, a lawyer, politician, land baron and signer of the Texas Declaration of Independence. **His name was the source of the term "maverick,"** which was derived from fellow ranchers who started to refer to Maverick as "independently minded" after he refused to brand his cattle. Unbranded cattle not part of the herd became labeled as "Mavericks."

Maverick was one of the largest landholders in Texas in the 1800s, owning 340,000 acres which promoted the Washington Daily Globe in 1854 to call him "the largest landholder in the world, and by far the wealthiest citizen in Texas." He was the Mayor of San Antonio from 1839-40, and **UTA utilized the "Sam Maverick" mascot (pictured above) beginning in 1983 for 2+ decades.**

KT TURNER: UTA'S 10TH FULL-TIME HEAD COACH

A HOMECOMING OF SORTS

After playing his freshman and sophomore seasons (1997-99) at Hutchinson Community College, **Turner transferred to UTA following the 1999 fall semester and was eligible to compete for the Mavs at the conclusion of the 2000 fall semester.** However, in advance of the 2000-01 season, Turner dislocated his ankle which forced him to miss the entire year and he never suited up in a UTA uniform. He eventually transferred to Oklahoma City University for his senior campaign in 2001-02.

WHY THE NAME KT?

Turner's first name is Kenneth, but when he was playing in high school the local newspaper continuously referred to him as KT. As much as he tried to get away from it, 'it stuck with me forever' as Turner has stated. When he became a coach in the mid-2000s, he tried to re-birth the Kenneth name by referring to himself as 'Ken' Turner – including putting it on his voicemail. However, Tim Duryea – Turner's assistant coach while playing at Hutchinson, and current Boise State assistant – called and told him to keep the KT name, and the rest is history.

2000-01 UTA MEN'S BASKETBALL MEDIA GUIDE



K. T. Turner
6-5, 210, Jr., Guard/For.



Hometown
Manhattan, Kansas

High School
Manhattan

Other College
Hutchinson C.C.

Hutchinson Community College: Like Mike Hicks of Butler University, K.T. Turner was mid-year transfer to UTA and will become eligible in mid-December...Began his collegiate career by being named the most valuable player at the Quarterback Classic Tournament and followed that up last year by being tabbed to the All-Tournament team at the Quarterback Classic.

High School: A former second team All-State selection at Manhattan High School...Also earned first team All-District honors and was selected the most valuable player at the Dodge City Shootout Tournament.

Personal: Son of Margaret Turner...Born August 23, 1978...A Kinesiology major at UTA.

"
I'm thrilled for KT and his family to make this next step. His best days as a coach are ahead of him because he has the dedication and passion to develop young people in this game.

His ties to Texas make him the perfect fit to lead UT Arlington and make his mark on that program.

JOHN CALIPARI
HEAD MEN'S BASKETBALL COACH AT KENTUCKY

"
I didn't know KT when I hired him at SMU, but I knew his dad – and he was a great man. **Hiring KT turned out to be one of the best decisions I ever made in my life.**

He is a special person, and if you look at his background and what he's done, every coach would likely say the same thing: that he's loyal, works hard and the players love him. KT is curious, wants to learn and get better. He's like family to me.

LARRY BROWN
BASKETBALL HALL OF FAME COACH

"
What a great hire by UT Arlington. KT is absolutely ready to run his own program with his vast experience, and especially with his ties to Texas.

He combines a passion to coach on the floor with an incredible ability to build relationships. There are big things ahead for UTA!

PORTER MOSER
HEAD MEN'S BASKETBALL COACH AT OKLAHOMA

HEAD COACH KT TURNER

COACHING CAREER

2005-06: Panola College (Assistant)
 2006-07: Redlands CC (Assistant)
 2007-08: Northern Arizona (Assistant)
 2008-09: Cowley College (Assistant)
 2009-11: Hutchinson CC (Assistant)
 2011-12: Texas A&M-Corpus Christi (Assistant)
 2012-13: Wichita State (Assistant)
 2013-16: SMU (Assistant)
 2016-20: SMU (Associate)
 2020-21: Texas (Associate)
 2021-22: Oklahoma (Associate)
 2022-23: Kentucky (Assistant)
 2023-: UT Arlington (Head)

KT Turner was named the 10th full-time head coach in program history on Mar. 17, 2023. Turner, 45, was an assistant coach with Kentucky last year – hired by John Calipari to keep the Wildcats' Texas recruiting flowing – and that came on the heels of one season each as an associate head coach at Oklahoma and Texas.

Prior to his time in Austin, Turner spent seven years on the SMU sidelines from 2013-20, the last four of which were in an associate head coaching role. In 2012-13, Turner was an assistant coach for Wichita State, helping the Shockers post a 30-9 record and reach the Final Four – the first for the program since 1965.

Last year with UK, Turner helped guide the Wildcats to a record 60th NCAA Tournament appearance and another 20-win campaign.

OKLAHOMA & TEXAS

Turner was part of an Oklahoma program in 2021-22 under the guidance of first-year head coach Porter Moser that won 19 games and advanced to the NIT Second Round.



During his one year with Texas in 2020-21, the Longhorns amassed a 19-8 overall record, won the Big 12 Championship and earned a No. 3 seed in the NCAA Tournament. Turner was instrumental in the development of Kai Jones, who was named the Big 12 Sixth Man of the Year.

Turner also oversaw the Longhorns' defense, which led the Big 12 in field-goal percentage defense (40.8), 3-point percentage defense (31.7), rebounds (38.4) and defensive rebounding (27.6). Additionally, he served as the acting head coach for several games during the COVID-impacted campaign.

SMU

With SMU from 2013-20, the Mustangs accumulated a 160-71 record, won a pair of American Athletic Conference regular-season titles and two AAC Tournament championships. He also helped guide the Mustangs to two NCAA Tournament appearances (2015, 2017), the NIT Final (2014) and a national ranking in the Associated Press Top 25 in four of seven seasons, climbing as high as #8 in 2015-16. Turner spent three seasons under the tutelage of Basketball Hall of Fame Coach Larry Brown before working for Tim Jankovich during his final four years.

Three times a Mustang player earned AAC Player of the Year with Turner on staff (Nic Moore in 2014-15 and 2015-16, and Semi Ojeleye in 2016-17). SMU players garnered 15 all-AAC selections, which were the most by any school in the league during that time. Turner also helped coach three NBA Draft selections in Ojeleye, Sterling Brown and Shake Milton – the brother of former UTA Lady Mav Terryn Milton, who helped lead them to the 2022 NCAA Tournament.

WICHITA STATE

During Wichita State's Final Four in 2013, the No. 9-seeded Shockers defeated Pittsburgh in the First Round and No. 1 seed Gonzaga in the Second Round to reach the Sweet 16. Once there, the Shockers knocked off upstart La Salle and No. 2 seed Ohio State to advance to the semifinals.

PLAYING CAREER

In his first two years at Hutchinson Community College (1997-99), Turner earned all-conference honors while playing under Jankovich. Turner culminated his career at Oklahoma City for his senior campaign in 2001-02, helping the Stars claim the Sooner Athletic Conference regular-season and tournament titles and advance to the NAIA quarterfinals. After earning his degree in criminal justice from Oklahoma City in 2003, Turner had a brief playing career in Italy before getting into coaching.

PERSONAL

A Cincinnati native who grew up in Manhattan, Kan., and graduated from Manhattan High School, Turner and his wife, Cassaundra, have three children: Kelis (pronounced: kuh-LEASE), Kenny and Kendra.

Turner's late father, Ken, coached at Oklahoma State, Kansas State, Cincinnati, Mississippi, South Alabama and Ohio State, in addition to stops at both the junior college and NAIA levels.

UTA HEAD COACHING HISTORY

| Coach | Years | W | L | Pct. |
|------------------------|---------|------------|-------------|-------------|
| Tom Tinker | 1959-66 | 54 | 113 | .323 |
| Barry Dowd | 1966-76 | 90 | 168 | .349 |
| Bob "Snake" LeGrand | 1976-87 | 122 | 184 | .399 |
| Jerry Stone | 1987-88 | 7 | 22 | .241 |
| Mark Nixon | 1988-92 | 56 | 59 | .487 |
| Eddie McCarter | 1992-06 | 179 | 211 | .459 |
| Scott Cross | 2006-18 | 225 | 161 | .584 |
| Chris Ogden | 2018-21 | 44 | 47 | .484 |
| Greg Young* | 2021-23 | 20 | 34 | .370 |
| Royce "Snoop" Johnson* | 2023 | 2 | 5 | .286 |
| KT Turner | 2023- | 18 | 13 | .581 |
| TOTAL | | 817 | 1017 | .445 |

*Young Relieved Of His Duties On Feb. 10 With Six Regular-Season Games Remaining

*Johnson Named Interim Head Coach On Feb. 10, Finished The 2022-23 Season In That Role

2023-24 UT ARLINGTON MEN'S BASKETBALL ROSTER



| No. | Name | Pos. | Ht. | Wt. | Yr. | Hometown / Previous School(s) / High School |
|-----|-------------------------|------|------|-----|-------|---|
| 00 | Aaron Cash | G | 6-6 | 210 | Gr. | San Francisco, Calif. / Texas A&M / Grayson College / Saint Augustine's / Word of God Christian Academy |
| 1 | Phillip Russell | G | 5-10 | 165 | Jr. | St. Louis, Mo. / Southeast Missouri / Saint Louis / Vashon |
| 2 | Makaih Williams | G | 6-1 | 185 | Fr. | Long Beach, Calif. / Future College Prep / Capistrano Valley Christian |
| 3 | DaJuan Gordon | G | 6-5 | 195 | Gr. | Chicago, Ill. / New Mexico State / Missouri / Kansas State / Curie Metropolitan |
| 4 | Akili Vining | G | 6-2 | 185 | Gr. | Fort Worth, Texas / Texas Wesleyan / West Florida / McLennan CC / Jacksonville (TX) / North Crowley |
| 5 | Brandyn Talbot | G | 6-5 | 181 | Jr. | Toronto, Ontario / Dream City Christian |
| 8 | Chauncey Gibson | G | 6-5 | 190 | R-Fr. | Dallas, Texas / Tulsa / Clemson / Kimball |
| 11 | Dwayne Koroma | F | 6-8 | 205 | R-So. | Berlin, Germany / Salt Lake CC / Iona / Bishop Walsh |
| 12 | Freds Pauls Bagatskis* | F | 6-8 | 180 | So. | Riga, Latvia / Georgia Tech / Complejo Educativo Mas Camarena |
| 13 | Kade Douglas | G | 6-2 | 170 | Fr. | Lancaster, Texas / Lancaster |
| 22 | Shemar Wilson | F | 6-9 | 215 | Sr. | Avondale, Ariz. / Phoenix College / Tolleson Union |
| 23 | Sterling Gaston-Chapman | G | 6-4 | 218 | Jr. | Wichita, Kan. / Tulsa / Campus |
| 24 | Darius Miles | C | 6-10 | 250 | Jr. | Oak Cliff, Texas / Western Kentucky / Odessa College / Oak Cliff Faith Family Academy |
| 30 | Fabio Basili | G | 6-4 | 175 | So. | Orlando, Fla. / Louisville / Oak Ridge |

*Out Indefinitely With An Ankle Injury

COACHING STAFF

| | |
|--|---|
| Head Coach | KT Turner (Oklahoma City '03 / 1st Year) |
| Assistant Coach | Sean Stout (North Carolina '10 / 1st Year) |
| Assistant Coach | Jeremy Pope (Cal State LA '17 / 1st Year) |
| Assistant Coach | Keith Pickens (Missouri State '13 / 1st Year) |
| Assistant Coach/Director of Operations & Recruiting | Cody San Miguel (Texas State '16 / 1st Year) |
| Assistant Coach/Director of Player Development | Doug Compton (Texas Wesleyan '16 / 1st Year) |

SUPPORT STAFF

| | |
|--|--|
| Strength & Conditioning Coach | Mike Buhmeyer (Clemson '18 / 1st Year) |
| Athletic Trainer | Royal Milton III (Nicholls State '13 / 4th Year) |
| Graduate Assistant | Derrick Obasohan (UT Arlington '04 / 2nd Year) |
| Graduate Assistant | Sean Kostecki (DePaul '23 / 1st Year) |
| Video & Analytics Coordinator | Max Brandt (SMU '23 / 1st Year) |
| Communications | Jason MacBain (St. Bonaventure '08 / 6th Year) |
| Administrative Assistant | Rachael Morgan (McMurry '13 / 6th Year) |

RETURN (3) / LOST (10) / NEW (11)

RETURNERS (3) / STARTERS^ (2).....2022-23 STATS (NOTES)

| | |
|-------------------------------|---|
| #00 Gr. Aaron Cash^ | 7.7 PPG / 4.2 RPG (4th On Team In Both) |
| #5 Jr. Brandyn Talbot | 5.3 PPG / 1.6 APG (3rd On Team w/ 38 3s) |
| #22 Sr. Shemar Wilson^ | 10.9 PPG / 7.8 RPG (DNP Last 8 GMS (Hip)) |

NEWCOMERS (10).....REASON (NOTES)

| | |
|--|--|
| #1 Jr. Phillip Russell | 1,019 Points Last 2 Years At SEMO |
| #2 Fr. Makaih Williams | 3-Star Recruit / 21.7 PPG, 6.4 APG Last Yr. |
| #3 Gr. DaJuan Gordon | 909 Points At K-State, Mizzou, NM State |
| #4 Gr. Akili Vining | 17.5 PPG, 5 RPG At Texas Wesleyan Last Yr. |
| #8 R-Fr. Chauncey Gibson | January Addition; Tulsa & Clemson Transfer |
| #11 R-So. Dwayne Koroma | 9 PPG, 5 RPG At Salt Lake CC Last Yr. |
| #12 So. Freds Pauls Bagatskis | Ga. Tech Transfer / 17.3 PPG FIBA U20 |
| #13 Fr. Kade Douglas | 3-Star Recruit / District 14-5A MVP Last Yr. |
| #23 Jr. Sterling Gaston-Chapman | 18 Starts At Tulsa Last Yr. |
| #24 Jr. Darius Miles | Western Kentucky Transfer / Odessa JC |
| #30 So. Fabio Basili | 2022-23 All-ACC Academic Team At Louisville |

PRONOUNCIATIONS

2: muh-KIGH
3: deja-juan
4: uh-KEEL-ee VINE-ing

5: brand-IN
11: kuh-rome-uh
12: fred paul buh-GAT-skis

22: shuh-marr
23: gas-TUN
30: fah-bee-oh buh-silly



COMPLETE BIO

Previous Schools: Texas A&M / Grayson / Saint Augustine's x High School: Word of God Christian Academy

RECORD HIGHS

POINTS

Career 30 @ Ranger College (3/3/21)

D-I 20 vs. UT Rio Grande Valley (1/19/23)

Season 18 @ Seattle U (2/29/24)

REBOUNDS

Career 17 vs. UNT Dallas (12/6/23)

D-I Same As Career

Season Same As Career

OFFENSIVE REBOUNDS

Career 12 vs. UNT Dallas (12/6/23)

D-I Same As Career

Season Same As Career

STEALS

Career 4, 2x, Last @ UTRGV (2/17/24)

D-I Same As Career

Season Same As Career

BLOCKS

Career 4, 2x, Last @ Livingstone (1/22/20)

D-I 3, 4x, Last vs. North Texas (12/6/22)

Season 2, 5x, Last @ Utah Valley (3/2/24)

FIELD GOALS MADE

Career 12 @ Ranger College (3/3/21)

D-I 8 @ UTRGV (2/17/24)

Season Same As D-I

FREE THROWS MADE

Career 5, 2x, Last @ Seattle U (2/29/24)

D-I 5 @ Seattle U (2/29/24)

Season Same As D-I

MINUTES

Career 40 vs. UNT Dallas (12/6/23)

D-I Same As Career

Season Same As Career

MISCELLANEOUS

| | Season | Career |
|-----------------------|--------|--------|
| Double-Figure Points | 8 | 40 |
| 20+ Points | -- | 7 |
| Double-Doubles | 2 | 6 |
| 5+ Rebounds | 9 | 56 |
| 3+ Offensive Rebounds | 6 | 37 |

• Spent 2020-21 at Grayson College (JUCO) after 2018-20 at Saint Augustine's University (D-II).

CAREER STATS (D-I ONLY)

| | | | | Field Goals | | 3-Point | | F-Throws | | Rebounds | | | | | | | | | Scoring | |
|---------------|------|-------|-----------|-------------|------|----------|------|----------|------|----------|-----|-----|-----|-------|----|----|-----|-----|---------|-----|
| SEASON | TEAM | GP-GS | MIN/AVG | FG-FGA | FG% | 3FG-3FGA | 3FG% | FT-FTA | FT% | OFF | DEF | TOT | AVG | PF-FO | A | TO | BLK | STL | PTS | AVG |
| 2021-22 | TA&M | 37-1 | 434/11.7 | 39-73 | .534 | 0-2 | .000 | 9-17 | .529 | 54 | 58 | 112 | 3.0 | 59-1 | 11 | 8 | 18 | 16 | 87 | 2.4 |
| 2022-23 | UTA | 32-25 | 707/22.1 | 91-205 | .444 | 43-109 | .394 | 20-28 | .714 | 50 | 85 | 135 | 4.2 | 66-1 | 17 | 47 | 13 | 20 | 245 | 7.7 |
| 2023-24 | UTA | 29-15 | 642/22.1 | 85-176 | .483 | 21-61 | .344 | 16-22 | .727 | 55 | 70 | 125 | 4.3 | 50-2 | 21 | 30 | 18 | 32 | 207 | 7.1 |
| TOTAL FOR UTA | | 61-40 | 1349/22.1 | 176-381 | .462 | 64-170 | .376 | 36-50 | .720 | 105 | 155 | 260 | 4.3 | 116-3 | 38 | 77 | 31 | 52 | 452 | 7.4 |
| TOTAL | | 98-41 | 1783/18.2 | 215-454 | .474 | 64-172 | .372 | 45-67 | .672 | 159 | 213 | 372 | 3.8 | 175-4 | 49 | 85 | 49 | 68 | 539 | 5.5 |

BIO BLAST

1,000TH COLLEGIATE POINT ON FEB. 29

2023-24: Season-high 18 points and 12 rebounds at Seattle U (Feb. 29) ... double-double with 17 points and a career-high 17 rebounds versus UNT Dallas; **12 offensive boards tied for the most in program history and are the most by any player in the nation this season (six players with 11) ... averaging 10.6 points over the past 13 games; 4.3 in the first 16 contests.**

2022-23: Finished 4th on the team in points (7.7) and rebounding (4.2) ... buzzer-beating overtime tip-in against Utah Tech to give UTA a 71-69 win.

2021-22 AT TEXAS A&M: Helped the Aggies reach the NIT Championship Game.

GAME-BY-GAME STATS

| Opponent | Date | GS | MIN | Total FG-FGA | PCT | 3-Pointers 3FG-3FGA | PCT | Free throws FT-FTA | PCT | Rebounds OFF DEF TOT | AVG | PF | A | TO | BLK | STL | PTS | AVG | | |
|-----------------------|------------|----|--------|-----------------|-------|------------------------|-------|-----------------------|-------|-------------------------|-----|-----|-----|----|-----|-----|-----|-----|-----|-----|
| Oral Roberts | 11/06/2023 | | 06:46 | 0-3 | .000 | 0-0 | .000 | 0-0 | .000 | 0 | 0 | 0 | 0.0 | 0 | 0 | 0 | 0 | 0.0 | | |
| UT Tyler | 11/11/2023 | | 14:47 | 3-5 | .600 | 0-0 | .000 | 0-0 | .000 | 3 | 1 | 4 | 2.0 | 0 | 2 | 0 | 1 | 6 | 3.0 | |
| at New Mexico | 11/16/2023 | | 21:12 | 3-5 | .600 | 1-2 | .500 | 0-0 | .000 | 0 | 3 | 3 | 2.3 | 2 | 0 | 0 | 0 | 7 | 4.3 | |
| at Arizona | 11/19/2023 | | 17:21 | 1-3 | .333 | 0-0 | .000 | 0-0 | .000 | 1 | 0 | 1 | 2.0 | 3 | 0 | 2 | 1 | 2 | 3.8 | |
| Alcorn | 11/22/2023 | | 14:12 | 3-7 | .429 | 1-3 | .333 | 0-0 | .000 | 2 | 1 | 3 | 2.2 | 5 | 1 | 0 | 0 | 7 | 4.4 | |
| Texas St. | 11/25/2023 | | 02:40 | 0-2 | .000 | 0-1 | .000 | 0-0 | .000 | 0 | 0 | 0 | 1.8 | 0 | 0 | 0 | 0 | 0 | 3.7 | |
| Abilene Christian | 11/29/2023 | | 20:57 | 3-4 | .750 | 1-2 | .500 | 1-1 | 1.000 | 1 | 5 | 6 | 2.4 | 1 | 1 | 1 | 1 | 8 | 4.3 | |
| at Grand Canyon | 12/02/2023 | | 16:46 | 3-3 | 1.000 | 1-1 | 1.000 | 0-0 | .000 | 1 | 2 | 3 | 2.5 | 2 | 1 | 1 | 0 | 1 | 7.6 | |
| North Texas-Dallas | 12/06/2023 | * | 40:00 | 7-13 | .538 | 1-2 | .500 | 2-2 | 1.000 | 12 | 5 | 17 | 4.1 | 0 | 3 | 0 | 1 | 2 | 17 | 6.0 |
| vs Air Force | 12/16/2023 | | 11:15 | 0-0 | .000 | 0-0 | .000 | 0-0 | .000 | 1 | 1 | 2 | 3.9 | 0 | 1 | 1 | 1 | 2 | 0 | 5.4 |
| at Texas Tech | 12/21/2023 | | 20:29 | 1-1 | 1.000 | 0-0 | .000 | 0-0 | .000 | 1 | 2 | 3 | 3.8 | 2 | 0 | 2 | 0 | 4 | 2 | 5.1 |
| at North Texas | 12/23/2023 | | 11:53 | 1-2 | .500 | 0-1 | .000 | 0-0 | .000 | 1 | 0 | 1 | 3.6 | 1 | 0 | 1 | 0 | 0 | 2 | 4.8 |
| at Texas | 01/01/2024 | | 08:17 | 1-2 | .500 | 0-1 | .000 | 0-2 | .000 | 0 | 2 | 2 | 3.5 | 0 | 1 | 0 | 0 | 0 | 2 | 4.6 |
| at Tarleton St. | 01/04/2024 | | 13:34 | 2-4 | .500 | 1-2 | .500 | 0-0 | .000 | 0 | 2 | 2 | 3.4 | 2 | 0 | 1 | 0 | 0 | 5 | 4.6 |
| at SFA | 01/06/2024 | | 12:49 | 0-3 | .000 | 0-1 | .000 | 0-0 | .000 | 1 | 1 | 2 | 3.3 | 2 | 0 | 1 | 1 | 0 | 0 | 4.3 |
| Utah Valley | 01/11/2024 | * | 19:37 | 2-6 | .333 | 0-4 | .000 | 0-0 | .000 | 0 | 1 | 1 | 3.1 | 3 | 0 | 1 | 0 | 0 | 4 | 4.3 |
| Seattle U | 01/13/2024 | * | 32:35 | 7-10 | .700 | 3-4 | .750 | 0-0 | .000 | 1 | 4 | 5 | 3.2 | 5 | 0 | 0 | 1 | 1 | 17 | 5.1 |
| Grand Canyon | 01/27/2024 | * | 37:48 | 4-11 | .364 | 0-4 | .000 | 0-0 | .000 | 3 | 4 | 7 | 3.4 | 4 | 0 | 2 | 2 | 3 | 8 | 5.2 |
| at Southern Utah | 02/01/2024 | * | 18:18 | 0-2 | .000 | 0-1 | .000 | 1-2 | .500 | 4 | 4 | 8 | 3.7 | 2 | 0 | 2 | 0 | 3 | 1 | 5.0 |
| at Utah Tech | 02/03/2024 | * | 32:52 | 4-8 | .500 | 1-3 | .333 | 1-1 | 1.000 | 1 | 3 | 4 | 3.7 | 1 | 3 | 2 | 2 | 3 | 10 | 5.3 |
| at California Baptist | 02/08/2024 | * | 32:10 | 2-4 | .500 | 0-1 | .000 | 0-0 | .000 | 0 | 3 | 3 | 3.7 | 1 | 0 | 0 | 0 | 0 | 4 | 5.2 |
| SFA | 02/10/2024 | * | 42:09 | 5-6 | .833 | 1-1 | 1.000 | 1-1 | 1.000 | 6 | 1 | 7 | 3.8 | 3 | 0 | 3 | 1 | 0 | 12 | 5.5 |
| Tarleton St. | 02/15/2024 | * | 29:46 | 3-8 | .375 | 1-3 | .333 | 2-2 | 1.000 | 2 | 2 | 4 | 3.8 | 1 | 0 | 1 | 2 | 1 | 9 | 5.7 |
| at UTRGV | 02/17/2024 | * | 27:04 | 8-15 | .533 | 1-1 | 1.000 | 0-0 | .000 | 4 | 1 | 5 | 3.9 | 0 | 3 | 1 | 0 | 4 | 17 | 6.1 |
| Southern Utah | 02/22/2024 | * | 32:04 | 6-11 | .545 | 3-6 | .500 | 0-0 | .000 | 2 | 4 | 6 | 4.0 | 1 | 3 | 1 | 1 | 3 | 15 | 6.5 |
| Utah Tech | 02/24/2024 | * | 14:04 | 3-3 | 1.000 | 0-0 | .000 | 0-0 | .000 | 1 | 0 | 1 | 3.8 | 3 | 1 | 3 | 0 | 0 | 6 | 6.5 |
| at Seattle U | 02/29/2024 | * | 32:24 | 5-10 | .500 | 3-5 | .600 | 5-7 | .714 | 5 | 7 | 12 | 4.1 | 2 | 0 | 1 | 2 | 0 | 18 | 6.9 |
| at Utah Valley | 03/02/2024 | * | 28:20 | 3-9 | .333 | 2-5 | .400 | 1-2 | .500 | 0 | 5 | 5 | 4.2 | 3 | 0 | 2 | 2 | 0 | 9 | 7.0 |
| California Baptist | 03/07/2024 | * | 29:47 | 5-16 | .313 | 0-7 | .000 | 2-2 | 1.000 | 2 | 6 | 8 | 4.3 | 1 | 1 | 1 | 0 | 2 | 12 | 7.1 |
| Totals | | 15 | 641:57 | 85-176 | .483 | 21-61 | .344 | 16-22 | .727 | 55 | 70 | 125 | 4.3 | 50 | 21 | 30 | 18 | 32 | 207 | 7.1 |

PAINT TOUCHES

• Chose #00 to use it as motivation because it's the bottom of the bottom.

• In middle school he competed at the AAU Junior Olympic Games, running track relays.

• Earned his undergrad degree in universal studies and is now pursuing an MBA.

• Aspires to build a multi-purpose athletic facility to host travel basketball events with an art museum attached.

• Go-To Social Media App: Tik Tok

• Off-Day Activity: Artwork or watching a movie.

• Roommate: Akili Vining – best part is they are both the same age (Cash: 25, Vining: turns 25 in April) and that affords them to have more common conversations than with younger teammates.



1 PHILLIP RUSSELL

ST. LOUIS, MO

JR. × C × 5-10 × 165



Previous Schools: Southeast Missouri / Saint Louis × High School: Vashon

RECORD HIGHS

POINTS

Career 37, 2x, Last vs. Little Rock (2/2/23)
Season 28 vs. Air Force (12/16/23)

REBOUNDS

Career 10 @ SIU Edwardsville (2/7/22)
Season 5 vs. California Baptist (3/7/24)

ASSISTS

Career 10, 2x, Last vs. A&M-Corpus Christi (3/14/23)
Season 8 vs. Southern Utah (2/22/24)

STEALS

Career 5, 4x, Last vs. A&M-Corpus Christi (3/14/23)
Season 3, 3x, Last @ Utah Tech (2/3/24)

FIELD GOALS MADE

Career 11 @ Morehead State (1/14/23)
Season 9 vs. Air Force (12/16/23)

3-POINTERS MADE

Career 6 @ UT Martin (1/5/23)
Season 5 @ Southern Utah (2/1/24)

FREE THROWS MADE

Career 15 vs. Little Rock (2/2/23)
Season 8 @ Texas Tech (12/21/23)

MINUTES

Career 45 vs. Tennessee Tech (1/21/23)
Season 38 vs. Southern Utah (2/22/24)

MISCELLANEOUS

| | Season | Career |
|----------------------|--------|--------|
| Double-Figure Points | 13 | 66 |
| 30+ Points | -- | 4 |
| Double-Doubles | -- | 3 |
| 10+ Free Throws | -- | 5 |
| 5+ 3-Pointers | 1 | 6 |
| 5+ Assists | 7 | 28 |
| 3+ Steals | 3 | 12 |

• **High School:** Averaged 15.7 points per game en route to claiming all-state honors as a senior in 2019-20 ... shot 45% from the field and 56.8% from 3-point range that same year ... helped lead the Wolverines to a state title his junior season.

CAREER STATS

| | | | | Field Goals | | 3-Point | | F-Throws | | Rebounds | | | | | | | | | Scoring | |
|---------------|------|-------|-----------|-------------|------|----------|------|----------|-------|----------|-----|-----|-----|-------|-----|-----|-----|-----|---------|------|
| SEASON | TEAM | GP-GS | MIN/AVG | FG-FGA | FG% | 3FG-3FGA | 3FG% | FT-FTA | FT% | OFF | DEF | TOT | AVG | PF-FO | A | TO | BLK | STL | PTS | AVG |
| 2020-21 | SLU | 8-0 | 68/8.4 | 6-21 | .286 | 3-14 | .214 | 2-2 | 1.000 | 2 | 2 | 4 | 0.5 | 9-0 | 9 | 8 | 0 | 5 | 17 | 2.1 |
| 2021-22 | SEMO | 30-30 | 911/30.4 | 128-304 | .421 | 49-144 | .340 | 99-135 | .733 | 26 | 49 | 75 | 2.5 | 74-2 | 94 | 65 | 1 | 38 | 404 | 13.5 |
| 2022-23 | SEMO | 34-34 | 1105/32.5 | 180-452 | .398 | 82-227 | .361 | 173-215 | .805 | 24 | 74 | 98 | 2.9 | 113-7 | 174 | 97 | 3 | 54 | 615 | 18.1 |
| 2023-24 | UTA | 19-8 | 553/29.1 | 77-201 | .383 | 39-112 | .348 | 64-78 | .821 | 7 | 31 | 38 | 2.0 | 47-0 | 79 | 42 | 4 | 19 | 257 | 13.5 |
| TOTAL FOR UTA | | 19-8 | 553/29.1 | 77-201 | .383 | 39-112 | .348 | 64-78 | .821 | 7 | 31 | 38 | 2.0 | 47-0 | 79 | 42 | 4 | 19 | 257 | 13.5 |
| TOTAL | | 91-72 | 2636/29.0 | 391-978 | .400 | 173-497 | .348 | 338-430 | .786 | 59 | 156 | 215 | 2.4 | 243-9 | 356 | 212 | 8 | 116 | 1293 | 14.2 |

BIO BLAST

MORE INFO: PAGE 8

Made his UTA debut on Dec. 16 versus Air Force following the court and NCAA rulings regarding multi-time transfers, scoring a season-high 28 points.

2x WAC NEWCOMER OF THE WEEK (DEC. 18 & FEB. 5)

2023-24: Missed three games (Jan. 6-13) with a left ankle sprain ... five 20-point games ... came off the bench for the first time as a scholarship player vs. UTRGV (Jan. 18) ... **six single-digit scoring games in his last 17 contests; just one in the prior 36 outings.**

2022-23: 15-point, 10-assist, 5-steal act in the NCAA Tournament against Texas A&M-Corpus Christi (Mar. 14); 10 assists equaled the Islanders' output.

2021-22: Broke SEMO's D-I single-game scoring record by a freshman when he poured in 35 points, grabbed 10 rebounds and collected five steals at SIU Edwardsville (Feb. 7).

GAME-BY-GAME STATS

| Opponent | Date | GS | MIN | Total FG-FGA | PCT | 3FG-3FGA | PCT | Free throws FT-FTA | PCT | Rebounds OFF DEF TOT | PF | A | TO | BLK | STL | PTS | AVG | | | | |
|-----------------------|------------|----|-------|--------------|--------|----------|--------|--------------------|-------|----------------------|----|----|-----|-----|-----|-----|-----|---|----|------|------|
| vs Air Force | 12/16/2023 | * | 28:57 | 9-17 | .529 | 4-9 | .444 | 6-7 | .857 | 0 | 0 | 0 | 0.0 | 4 | 2 | 5 | 0 | 2 | 28 | 28.0 | |
| at Texas Tech | 12/21/2023 | * | 34:37 | 5-18 | .278 | 0-7 | .000 | 8-10 | .800 | 0 | 0 | 0 | 0.0 | 4 | 7 | 4 | 0 | 3 | 18 | 23.0 | |
| at North Texas | 12/23/2023 | * | 31:23 | 1-10 | .100 | 1-5 | .200 | 4-5 | .800 | 1 | 2 | 3 | 1.0 | 3 | 4 | 1 | 0 | 1 | 7 | 17.7 | |
| at Texas | 01/01/2024 | * | 34:18 | 4-11 | .364 | 2-5 | .400 | 1-2 | .500 | 1 | 2 | 3 | 1.5 | 2 | 6 | 2 | 0 | 0 | 11 | 16.0 | |
| at Tarleton St. | 01/04/2024 | * | 29:17 | 4-7 | .571 | 3-5 | .600 | 0-0 | .000 | 0 | 2 | 2 | 1.6 | 3 | 3 | 3 | 0 | 1 | 11 | 15.0 | |
| UTRGV | 01/18/2024 | * | 30:27 | 7-13 | .538 | 4-9 | .444 | 6-6 | 1.000 | 0 | 3 | 3 | 1.8 | 2 | 6 | 3 | 1 | 2 | 24 | 16.5 | |
| at Abilene Christian | 01/20/2024 | * | 24:49 | 2-12 | .167 | 1-6 | .167 | 4-4 | 1.000 | 2 | 1 | 3 | 2.0 | 3 | 0 | 3 | 0 | 1 | 9 | 15.4 | |
| Grand Canyon | 01/27/2024 | * | 21:16 | 2-9 | .222 | 2-6 | .333 | 4-4 | 1.000 | 0 | 2 | 2 | 2.0 | 2 | 3 | 3 | 0 | 0 | 10 | 14.8 | |
| at Southern Utah | 02/01/2024 | * | 29:47 | 7-13 | .538 | 5-10 | .500 | 3-5 | .600 | 0 | 2 | 2 | 2.0 | 2 | 4 | 1 | 0 | 3 | 22 | 15.6 | |
| at Utah Tech | 02/03/2024 | * | 22:13 | 4-8 | .500 | 3-6 | .500 | 4-6 | .667 | 0 | 1 | 1 | 1.9 | 3 | 4 | 1 | 1 | 3 | 15 | 15.5 | |
| at California Baptist | 02/08/2024 | * | 24:33 | 2-10 | .200 | 0-4 | .000 | 3-4 | .750 | 0 | 1 | 1 | 1.8 | 0 | 2 | 2 | 0 | 0 | 7 | 14.7 | |
| SFA | 02/10/2024 | * | 18:20 | 1-7 | .143 | 1-5 | .200 | 0-0 | .000 | 0 | 2 | 2 | 1.8 | 1 | 3 | 3 | 1 | 0 | 3 | 13.8 | |
| Tarleton St. | 02/15/2024 | * | 30:41 | 3-9 | .333 | 1-5 | .200 | 5-6 | .833 | 1 | 0 | 1 | 1.8 | 3 | 3 | 1 | 0 | 1 | 12 | 13.6 | |
| at UTRGV | 02/17/2024 | * | 26:46 | 1-4 | .250 | 0-2 | .000 | 0-0 | .000 | 0 | 2 | 2 | 1.8 | 2 | 7 | 2 | 0 | 1 | 2 | 12.8 | |
| Southern Utah | 02/22/2024 | * | 38:14 | 8-16 | .500 | 3-7 | .429 | 0-0 | .000 | 0 | 3 | 3 | 1.9 | 3 | 8 | 2 | 0 | 0 | 19 | 13.2 | |
| Utah Tech | 02/24/2024 | * | 27:24 | 5-6 | .833 | 4-5 | .800 | 6-8 | .750 | 0 | 1 | 1 | 1.8 | 4 | 4 | 2 | 0 | 0 | 20 | 13.6 | |
| at Seattle U | 02/29/2024 | * | 33:52 | 3-10 | .300 | 1-6 | .167 | 6-6 | 1.000 | 0 | 3 | 3 | 1.9 | 2 | 5 | 0 | 0 | 0 | 13 | 13.6 | |
| at Utah Valley | 03/02/2024 | * | 32:26 | 7-14 | .500 | 2-5 | .400 | 4-4 | 1.000 | 0 | 1 | 1 | 1.8 | 2 | 1 | 1 | 1 | 0 | 20 | 13.9 | |
| California Baptist | 03/07/2024 | * | 33:13 | 2-7 | .286 | 2-5 | .400 | 0-1 | .000 | 2 | 3 | 5 | 2.0 | 2 | 7 | 3 | 0 | 1 | 6 | 13.5 | |
| Totals | | | 8 | 552:32 | 77-201 | .383 | 39-112 | .348 | 64-78 | .821 | 7 | 31 | 38 | 2.0 | 47 | 79 | 42 | 4 | 19 | 257 | 13.5 |

2

MAKAIH WILLIAMS

LONG BEACH, CA

FR. × G × 6-1 × 185

@Kathguy @kathwill2

Prep School: Future College Prep × High School: Capistrano Valley Christian

RECORD HIGHS

POINTS

Career 24 @ Tarleton State (1/4/24)
Season Same As Career

REBOUNDS

Career 8 @ #21 Texas (1/1/24)
Season Same As Career

ASSISTS

Career 8, 2x, Last vs. Utah Valley (1/11/24)
Season Same As Career

STEALS

Career 3, 3x, Last vs. UTRGV (1/18/24)
Season Same As Career

FIELD GOALS MADE

Career 8 @ Tarleton State (1/4/24)
Season Same As Career

3-POINTERS MADE

Career 3, 4x, Last vs. Stephen F. Austin (2/10/24)
Season Same As Career

FREE THROWS MADE

Career 10 vs. Texas State (11/25/23)
Season Same As Career

MINUTES

Career 35 vs. Texas State (11/25/23)
Season Same As Career

MISCELLANEOUS

| | Season | Career |
|----------------------|--------|--------|
| Double-Figure Points | 18 | 18 |
| 20+ Points | 3 | 3 |
| Double-Doubles | -- | -- |
| 3+ 3-Pointers | 4 | 4 |
| 5+ Assists | 10 | 10 |
| 3+ Steals | 3 | 3 |

• **Go-To Food Restaurant:** Cheesecake Factory

• **Bucket List:** Travel The World

• **Birthplace:** Virginia

• **Pet Peeve:** Laziness

• **Roommate:** Kade Douglas; best thing about him as a roommate is that he's extremely clean and neat.

CAREER STATS

BIO BLAST

2023-24: One of only 12 true freshmen nationally with at least 345 points and 85 assists ... made 24-straight free throws from Feb. 8-24 ... has hit two game-tying shots with under a minute remaining: a 3-pointer at New Mexico with 5.3 seconds left (80-80), and a driving layup at Tarleton State with 48 seconds showing (74-74) ... **leads all WAC true freshmen in scoring (11.2)** ... averaging 13.4 points over his last 19 games; 7.8 points in the first 12 games.

2022-23 AT FUTURE COLLEGE PREP: Completed a post-graduate year in southern California where he averaged team highs of 21.7 points, 6.4 assists and 3.1 steals over 23 games, while also ranking 2nd on the team in rebounding (7.7).

GAME-BY-GAME STATS

| | | | | Total | | 3-Pointers | | Free throws | | Rebounds | | | | | | | | | | | |
|-----------------------|------------|----|-------|--------|---------|------------|-------|-------------|--------|----------|-----|-----|-----|-----|----|----|-----|-----|-----|------|------|
| Opponent | Date | GS | MIN | FG-FGA | PCT | 3FG-3FGA | PCT | FT-FTA | PCT | OFF | DEF | TOT | AVG | PF | A | TO | BLK | STL | PTS | AVG | |
| Oral Roberts | 11/06/2023 | | 18:30 | 2-4 | .500 | 1-2 | .500 | 3-4 | .750 | 0 | 2 | 2 | 2.0 | 5 | 5 | 0 | 0 | 0 | 8 | 8.0 | |
| UT Tyler | 11/11/2023 | | 17:41 | 3-6 | .500 | 2-5 | .400 | 3-4 | .750 | 1 | 2 | 3 | 2.5 | 4 | 6 | 2 | 0 | 0 | 11 | 9.5 | |
| at New Mexico | 11/16/2023 | | 25:35 | 2-8 | .250 | 1-3 | .333 | 5-7 | .714 | 0 | 1 | 1 | 2.0 | 2 | 0 | 4 | 0 | 0 | 10 | 9.7 | |
| at Arizona | 11/19/2023 | | 20:46 | 3-6 | .500 | 1-2 | .500 | 0-1 | .000 | 1 | 2 | 3 | 2.3 | 2 | 1 | 4 | 1 | 1 | 7 | 9.0 | |
| Alcorn | 11/22/2023 | * | 19:05 | 2-6 | .333 | 1-4 | .250 | 0-0 | .000 | 2 | 1 | 3 | 2.4 | 1 | 3 | 0 | 1 | 0 | 5 | 8.2 | |
| Texas St. | 11/25/2023 | * | 34:56 | 2-9 | .222 | 0-2 | .000 | 10-14 | .714 | 0 | 2 | 2 | 2.3 | 3 | 6 | 2 | 1 | 3 | 14 | 9.2 | |
| Abilene Christian | 11/29/2023 | * | 32:24 | 1-3 | .333 | 0-0 | .000 | 5-6 | .833 | 1 | 2 | 3 | 2.4 | 2 | 8 | 3 | 1 | 2 | 7 | 8.9 | |
| at Grand Canyon | 12/02/2023 | * | 32:44 | 3-8 | .375 | 1-2 | .500 | 3-4 | .750 | 1 | 2 | 3 | 2.5 | 5 | 1 | 7 | 0 | 1 | 10 | 9.0 | |
| North Texas-Dallas | 12/06/2023 | * | 19:54 | 3-5 | .600 | 2-3 | .667 | 0-0 | .000 | 0 | 5 | 5 | 2.8 | 1 | 5 | 0 | 0 | 0 | 8 | 8.9 | |
| vs Air Force | 12/16/2023 | * | 19:45 | 2-3 | .667 | 0-0 | .000 | 4-4 | 1.000 | 1 | 1 | 2 | 2.7 | 4 | 0 | 3 | 0 | 1 | 8 | 8.8 | |
| at Texas Tech | 12/21/2023 | * | 16:22 | 1-5 | .200 | 1-4 | .250 | 0-0 | .000 | 0 | 0 | 0 | 2.5 | 1 | 0 | 1 | 0 | 0 | 3 | 8.3 | |
| at North Texas | 12/23/2023 | * | 22:08 | 1-8 | .125 | 0-2 | .000 | 0-2 | .000 | 2 | 4 | 6 | 2.8 | 3 | 0 | 3 | 0 | 1 | 2 | 7.8 | |
| at Texas | 01/01/2024 | * | 30:44 | 4-4 | 1.000 | 3-3 | 1.000 | 1-1 | 1.000 | 2 | 6 | 8 | 3.2 | 3 | 0 | 3 | 1 | 1 | 12 | 8.1 | |
| at Tarleton St. | 01/04/2024 | * | 29:17 | 8-13 | .615 | 2-4 | .500 | 6-8 | .750 | 2 | 4 | 6 | 3.4 | 2 | 1 | 4 | 0 | 3 | 24 | 9.2 | |
| at SFA | 01/06/2024 | * | 32:09 | 4-8 | .500 | 0-1 | .000 | 1-6 | .167 | 1 | 2 | 3 | 3.3 | 4 | 5 | 3 | 0 | 0 | 9 | 9.2 | |
| Utah Valley | 01/11/2024 | * | 26:01 | 5-8 | .625 | 2-3 | .667 | 1-2 | .500 | 0 | 3 | 3 | 3.3 | 5 | 8 | 3 | 0 | 2 | 13 | 9.4 | |
| Seattle U | 01/13/2024 | * | 23:49 | 3-4 | .750 | 1-2 | .500 | 4-5 | .800 | 0 | 2 | 2 | 3.2 | 5 | 5 | 5 | 0 | 0 | 11 | 9.5 | |
| UTRGV | 01/18/2024 | * | 31:58 | 6-11 | .545 | 3-6 | .500 | 5-6 | .833 | 2 | 2 | 4 | 3.3 | 2 | 2 | 5 | 0 | 3 | 20 | 10.1 | |
| at Abilene Christian | 01/20/2024 | * | 33:10 | 5-13 | .385 | 2-5 | .400 | 5-6 | .833 | 0 | 3 | 3 | 3.3 | 4 | 2 | 3 | 0 | 2 | 17 | 10.5 | |
| Grand Canyon | 01/27/2024 | * | 28:59 | 4-7 | .571 | 2-4 | .500 | 3-4 | .750 | 0 | 0 | 0 | 3.1 | 4 | 2 | 8 | 0 | 2 | 13 | 10.6 | |
| at Southern Utah | 02/01/2024 | * | 28:51 | 5-11 | .455 | 3-4 | .750 | 1-2 | .500 | 0 | 4 | 4 | 3.1 | 4 | 3 | 2 | 1 | 1 | 14 | 10.8 | |
| at Utah Tech | 02/03/2024 | * | 20:07 | 5-8 | .625 | 2-4 | .500 | 2-2 | 1.000 | 0 | 4 | 4 | 3.2 | 5 | 1 | 3 | 0 | 0 | 14 | 10.9 | |
| at California Baptist | 02/08/2024 | * | 18:01 | 6-10 | .600 | 0-0 | .000 | 3-4 | .750 | 0 | 1 | 1 | 3.1 | 4 | 1 | 2 | 0 | 1 | 15 | 11.1 | |
| SFA | 02/10/2024 | * | 25:45 | 4-12 | .333 | 3-4 | .750 | 6-6 | 1.000 | 2 | 2 | 4 | 3.1 | 4 | 2 | 5 | 0 | 0 | 17 | 11.3 | |
| Tarleton St. | 02/15/2024 | * | 31:08 | 4-12 | .333 | 0-4 | .000 | 8-8 | 1.000 | 0 | 2 | 2 | 3.1 | 3 | 3 | 3 | 1 | 0 | 16 | 11.5 | |
| at UTRGV | 02/17/2024 | * | 15:55 | 1-5 | .200 | 0-1 | .000 | 0-0 | .000 | 0 | 3 | 3 | 3.1 | 2 | 0 | 4 | 0 | 0 | 2 | 11.2 | |
| Southern Utah | 02/22/2024 | * | 16:58 | 1-7 | .143 | 1-2 | .500 | 4-4 | 1.000 | 1 | 1 | 2 | 3.0 | 4 | 2 | 2 | 0 | 0 | 7 | 11.0 | |
| Utah Tech | 02/24/2024 | * | 30:07 | 6-13 | .462 | 2-5 | .400 | 9-10 | .900 | 0 | 3 | 3 | 3.0 | 2 | 5 | 0 | 1 | 1 | 23 | 11.4 | |
| at Seattle U | 02/29/2024 | * | 19:00 | 2-6 | .333 | 1-1 | 1.000 | 2-2 | 1.000 | 1 | 2 | 3 | 3.0 | 2 | 5 | 1 | 0 | 2 | 7 | 11.3 | |
| at Utah Valley | 03/02/2024 | * | 19:08 | 2-7 | .286 | 2-4 | .500 | 0-0 | .000 | 1 | 0 | 1 | 3.0 | 5 | 1 | 1 | 0 | 1 | 6 | 11.1 | |
| California Baptist | 03/07/2024 | * | 30:00 | 6-9 | .667 | 1-2 | .500 | 0-2 | .000 | 1 | 2 | 3 | 3.0 | 1 | 4 | 4 | 0 | 1 | 13 | 11.2 | |
| Totals | | | 27 | 770:56 | 106-239 | .444 | 40-88 | .455 | 94-124 | .758 | 22 | 70 | 92 | 3.0 | 98 | 87 | 90 | 8 | 29 | 346 | 11.2 |

| | | | | Field Goals | | 3-Point | | F-Throws | | Rebounds | | | | | | | | | Scoring | |
|---------|------|-------|----------|-------------|------|----------|------|----------|------|----------|-----|-----|-----|-------|----|----|-----|-----|---------|------|
| SEASON | TEAM | GP-GS | MIN/AVG | FG-FGA | FG% | 3FG-3FGA | 3FG% | FT-FTA | FT% | OFF | DEF | TOT | AVG | PF-FO | A | TO | BLK | STL | PTS | AVG |
| 2023-24 | UTA | 31-27 | 771/24.9 | 106-239 | .444 | 40-88 | .455 | 94-124 | .758 | 22 | 70 | 92 | 3.0 | 98-6 | 87 | 90 | 8 | 29 | 346 | 11.2 |
| TOTAL | | 31-27 | 771/24.9 | 106-239 | .444 | 40-88 | .455 | 94-124 | .758 | 22 | 70 | 92 | 3.0 | 98-6 | 87 | 90 | 8 | 29 | 346 | 11.2 |





3

CHICAGO, IL

CR. x 6 x 6-5 x 195

deja-juan

WAC FIRST TEAM | WAC ALL-DEFENSIVE TEAM

DAJUAN GORDON

COMPLETE BIO

@Thatboyquaye

@thatboyquaye

Previous Schools: New Mexico State / Missouri / Kansas State x High School: Curie Metropolitan

RECORD HIGHS

POINTS

Career 24 vs. Oral Roberts (11/6/23)
Season Same As Career

REBOUNDS

Career 17 @ Utah Tech (2/3/24)
Season Same As Career

ASSISTS

Career 6 @ Utah Tech (2/3/24)
Season Same As Career

STEALS

Career 5 vs Stephen F. Austin (2/10/24)
Season Same As Career

FIELD GOALS MADE

Career 8, 2x, Last vs. Southern Utah (2/22/24)
Season Same As Career

3-POINTERS MADE

Career 4, 4x, Last vs. UT Tyler (11/11/23)
Season 4 vs. UT Tyler (11/11/23)

FREE THROWS MADE

Career 11 @ Iowa State (12/15/20)
Season 9 vs. Utah Valley (1/11/24)

MINUTES

Career 40 vs Stephen F. Austin (2/10/24)
Season Same As Career

MISCELLANEOUS

| | Season | Career |
|------------------------|--------|--------|
| Double-Figure Points | 23 | 69 |
| 20+ Points | 4 | 4 |
| Double-Doubles | 12 | 17 |
| Double-Figure Rebounds | 12 | 18 |
| 3+ 3-Pointers | 2 | 12 |
| 3+ Steals | 11 | 22 |

• Received his undergrad in Individualized Studies from New Mexico State this summer and is currently pursuing an advertising degree.

• Fractured his left foot his sophomore year at K-State.

• **Bad Habit:** Staying Up Too Late

CAREER STATS

BIO BLAST

One of only four players in the nation this year with at least a 15p-17r-6a stat line vs. a D-I (at Utah Tech).

3x WAC PLAYER OF THE WEEK (NOV. 13 | FEB. 19 | FEB. 26)

REACHED 1,000 CAREER POINTS ON DEC. 6 AGAINST UNT DALLAS

2023-24: 12 double-doubles are the most in the WAC ... **14-straight double-figure point games snapped with 9 at Seattle U on Feb. 29** ... one of just six players nationally this year to come off the bench and record at least 15 points and 15 rebounds against a D-I opponent (Air Force, Dec. 16).

2022-23 AT NEW MEXICO STATE: Averaged a career-high 9.3 points.

GAME-BY-GAME STATS

| Opponent | Date | GS | MIN | Total | | 3-Pointers | | Free throws | | Rebounds | | PF | A | TO | BLK | STL | PTS | AVG | | | |
|-----------------------|------------|----|-------|--------|---------|------------|--------|-------------|---------|----------|-----|-----|------|-----|-----|-----|-----|------|-----|-----|------|
| | | | | FG-FGA | PCT | 3FG-3FGA | PCT | FT-FTA | PCT | OFF | DEF | | | | | | | | TOT | AVG | |
| Oral Roberts | 11/06/2023 | * | 35:27 | 8-20 | .400 | 1-8 | .125 | 7-7 | 1.000 | 5 | 9 | 14 | 14.0 | 2 | 0 | 3 | 0 | 24.0 | | | |
| UT Tyler | 11/11/2023 | * | 23:06 | 5-9 | .556 | 4-7 | .571 | 0-0 | .000 | 1 | 10 | 11 | 12.5 | 1 | 4 | 2 | 0 | 14.0 | | | |
| at New Mexico | 11/16/2023 | * | 35:42 | 5-17 | .294 | 0-6 | .000 | 3-4 | .750 | 3 | 11 | 14 | 13.0 | 3 | 5 | 4 | 0 | 13.0 | | | |
| at Arizona | 11/19/2023 | * | 27:39 | 1-6 | .167 | 0-2 | .000 | 0-0 | .000 | 0 | 4 | 4 | 10.8 | 3 | 4 | 2 | 0 | 2.0 | | | |
| Alcorn | 11/22/2023 | * | 19:49 | 1-4 | .250 | 1-4 | .250 | 0-0 | .000 | 2 | 6 | 8 | 10.2 | 3 | 4 | 3 | 0 | 3.0 | | | |
| Texas St. | 11/25/2023 | * | 25:05 | 0-3 | .000 | 0-3 | .000 | 0-0 | .000 | 1 | 7 | 8 | 9.8 | 5 | 2 | 4 | 1 | 0.0 | | | |
| Abilene Christian | 11/29/2023 | * | 32:54 | 5-9 | .556 | 2-4 | .500 | 4-4 | 1.000 | 0 | 4 | 4 | 9.0 | 3 | 5 | 4 | 0 | 16.0 | | | |
| at Grand Canyon | 12/02/2023 | * | 33:57 | 4-12 | .333 | 0-2 | .000 | 2-3 | .667 | 1 | 2 | 3 | 8.3 | 5 | 3 | 4 | 0 | 10.0 | | | |
| North Texas-Dallas | 12/06/2023 | * | 25:14 | 4-14 | .286 | 3-9 | .333 | 2-6 | .333 | 3 | 6 | 9 | 8.3 | 1 | 1 | 4 | 0 | 13.0 | | | |
| vs Air Force | 12/16/2023 | * | 27:38 | 3-10 | .300 | 2-5 | .400 | 7-8 | .875 | 4 | 11 | 15 | 9.0 | 3 | 4 | 5 | 0 | 15.0 | | | |
| at Texas Tech | 12/21/2023 | * | 18:18 | 3-5 | .600 | 1-3 | .333 | 0-0 | .000 | 1 | 1 | 2 | 8.4 | 2 | 1 | 2 | 0 | 7.0 | | | |
| at North Texas | 12/23/2023 | * | 28:55 | 1-3 | .333 | 0-2 | .000 | 1-2 | .500 | 0 | 7 | 7 | 8.3 | 1 | 3 | 2 | 0 | 1.0 | | | |
| at Texas | 01/01/2024 | * | 20:03 | 0-3 | .000 | 0-1 | .000 | 0-1 | .000 | 2 | 2 | 4 | 7.9 | 5 | 1 | 4 | 0 | 0.0 | | | |
| at Tarleton St. | 01/04/2024 | * | 29:11 | 5-10 | .500 | 1-4 | .250 | 5-7 | .714 | 1 | 3 | 4 | 7.6 | 1 | 1 | 3 | 0 | 16.0 | | | |
| Utah Valley | 01/11/2024 | * | 33:05 | 6-8 | .750 | 1-2 | .500 | 9-10 | .900 | 1 | 5 | 6 | 7.5 | 5 | 1 | 1 | 3 | 22.0 | | | |
| Seattle U | 01/13/2024 | * | 28:35 | 5-6 | .833 | 1-2 | .500 | 5-9 | .556 | 4 | 4 | 8 | 7.6 | 4 | 1 | 2 | 0 | 16.0 | | | |
| UTRGV | 01/18/2024 | * | 29:49 | 4-11 | .364 | 2-3 | .667 | 4-4 | 1.000 | 4 | 2 | 6 | 7.5 | 3 | 2 | 2 | 0 | 14.0 | | | |
| at Abilene Christian | 01/20/2024 | * | 35:25 | 5-13 | .385 | 1-4 | .250 | 2-7 | .286 | 2 | 9 | 11 | 7.7 | 3 | 3 | 4 | 0 | 13.0 | | | |
| Grand Canyon | 01/27/2024 | * | 39:02 | 4-8 | .500 | 0-2 | .000 | 5-6 | .833 | 3 | 7 | 10 | 7.8 | 4 | 3 | 4 | 0 | 13.0 | | | |
| at Southern Utah | 02/01/2024 | * | 34:05 | 6-12 | .500 | 1-2 | .500 | 5-6 | .833 | 3 | 7 | 10 | 7.9 | 4 | 3 | 7 | 0 | 18.0 | | | |
| at Utah Tech | 02/03/2024 | * | 36:02 | 4-10 | .400 | 1-3 | .333 | 6-6 | 1.000 | 5 | 12 | 17 | 8.3 | 1 | 6 | 2 | 1 | 0.0 | | | |
| at California Baptist | 02/08/2024 | * | 34:56 | 5-11 | .455 | 1-3 | .333 | 2-2 | 1.000 | 2 | 9 | 11 | 8.5 | 3 | 1 | 4 | 0 | 13.0 | | | |
| SFA | 02/10/2024 | * | 39:51 | 3-14 | .214 | 0-5 | .000 | 6-7 | .857 | 0 | 5 | 5 | 8.3 | 3 | 3 | 4 | 1 | 5.0 | | | |
| Tarleton St. | 02/15/2024 | * | 38:34 | 7-9 | .778 | 2-2 | 1.000 | 4-4 | 1.000 | 4 | 9 | 13 | 8.5 | 4 | 3 | 2 | 0 | 20.0 | | | |
| UTRGV | 02/17/2024 | * | 23:05 | 7-8 | .875 | 0-0 | .000 | 2-5 | .400 | 3 | 5 | 8 | 8.5 | 3 | 4 | 1 | 0 | 16.0 | | | |
| Southern Utah | 02/22/2024 | * | 32:47 | 8-12 | .667 | 2-2 | 1.000 | 5-8 | .625 | 4 | 5 | 9 | 8.5 | 3 | 1 | 1 | 1 | 23.0 | | | |
| Utah Tech | 02/24/2024 | * | 37:12 | 4-6 | .667 | 2-3 | .667 | 7-8 | .875 | 1 | 9 | 10 | 8.6 | 2 | 2 | 5 | 1 | 17.0 | | | |
| at Seattle U | 02/29/2024 | * | 34:52 | 4-11 | .364 | 1-5 | .200 | 0-0 | .000 | 0 | 0 | 0 | 8.3 | 2 | 1 | 2 | 3 | 9.0 | | | |
| at Utah Valley | 03/02/2024 | * | 33:57 | 5-7 | .714 | 1-2 | .500 | 6-8 | .750 | 0 | 13 | 13 | 8.4 | 4 | 4 | 1 | 0 | 17.0 | | | |
| California Baptist | 03/07/2024 | * | 31:49 | 5-12 | .417 | 1-5 | .200 | 1-1 | 1.000 | 2 | 5 | 7 | 8.4 | 3 | 1 | 2 | 0 | 12.0 | | | |
| Totals | | | 27 | 926:03 | 127-283 | .449 | 32-105 | .305 | 100-133 | .752 | 62 | 189 | 251 | 8.4 | 89 | 77 | 90 | 9 | 55 | 386 | 12.9 |

| SEASON | TEAM | GP-GS | MIN/AVG | Field Goals FG-FGA FG% 3FG-3FGA 3FG% | F-Throws FT-FTA FT% | Rebounds OFF DEF TOT AVG | Scoring PF-FO A TO BLK STL PTS AVG |
|----------------------|--------|----------------|------------------|--------------------------------------|---------------------|--------------------------|---------------------------------------|
| 2019-20 | KState | 32-11 | 771/24.1 | 78-176 .443 24-73 .329 | 21-32 .656 | 52 58 110 3.4 | 72-1 23 50 5 40 201 6.3 |
| 2020-21 | KState | 25-22 | 713/28.5 | 81-216 .375 18-83 .217 | 48-63 .762 | 36 102 138 5.5 | 62-0 35 60 1 30 228 9.1 |
| 2021-22 | MIZ | 32-32 | 784/24.5 | 96-236 .407 36-99 .364 | 38-51 .745 | 39 88 127 4.0 | 88-3 38 61 8 26 266 8.3 |
| 2022-23 | NMSU | 23-16 | 617/26.8 | 71-185 .384 24-88 .273 | 48-63 .762 | 34 84 118 5.1 | 68-3 18 46 6 30 214 9.3 |
| 2023-24 | UTA | 30-27 | 926/30.9 | 127-283 .449 32-105 .305 | 100-133 .752 | 62 189 251 8.4 | 89-4 77 90 9 55 386 12.9 |
| TOTAL FOR UTA | | 30-27 | 926/30.9 | 127-283 .449 32-105 .305 | 100-133 .752 | 62 189 251 8.4 | 89-4 77 90 9 55 386 12.9 |
| TOTAL | | 142-108 | 3811/26.8 | 453-1096 .413 134-448 .299 | 255-342 .746 | 223 521 744 5.2 | 379-11 191 307 29 181 1295 9.1 |



Previous Schools: Texas Wesleyan / West Florida / McLennan CC / Jacksonville (TX) x High School: North Crowley

RECORD HIGHS

POINTS

Career 45 vs. Wayland Baptist (1/12/23)
Season 16, 2x, Last @ Stephen F. Austin (1/6/24)

REBOUNDS

Career 11 vs. North American (12/20/22)
Season 8 @ Texas Tech (12/21/23)

ASSISTS

Career 9, 2x, Last vs. North American (12/20/22)
Season 8, 2x, Last vs. Seattle U (1/13/24)

STEALS

Career 4 @ John Brown (1/21/23)
Season 3, 4x, Last @ Utah Valley (3/2/24)

FIELD GOALS MADE

Career 16 vs. Wayland Baptist (1/12/23)
Season 6, 2x, Last @ Stephen F. Austin (1/6/24)

3-POINTERS MADE

Career 5, 3x, Last vs. SAGU (1/28/23)
Season 4, 3x, Last @ Stephen F. Austin (1/6/24)

FREE THROWS MADE

Career 10, 5x, Last vs. Sunrise Christian (11/8/19)
Season 5 vs. Seattle U (1/13/24)

MINUTES

Career 48 vs. Our Lady of the Lake (11/5/22)
Season 33, 2x, Last @ Stephen F. Austin (1/6/24)

MISCELLANEOUS

| | Season | Career |
|----------------------|--------|--------|
| Double-Figure Points | 8 | 71 |
| 20+ Points | -- | 17 |
| Double-Doubles | -- | 3 |
| 3+ 3-Pointers | 4 | 22 |
| 5+ Assists | 4 | 51 |
| 3+ Steals | 4 | 17 |

• He got put on scholarship this summer. During a film session and subsequent practice, coach Turner was intentionally getting on him/singling him out for not having purchased his books for the fall semester yet. Lacking funds to do so, Vining didn't intend to; however, in a team huddle at the end of practice Sterling Gaston-Chapman told Vining he could get the books now that he was put on scholarship.

CAREER STATS (D-1 ONLY)

| SEASON | TEAM | GP-GS | MIN/AVG | FG-FGA | FG% | 3FG-3FGA | 3FG% | FT-FTA | FT% | OFF | DEF | TOT | AVG | PF-FO | A | TO | BLK | STL | PTS | AVG |
|---------|------|-------|----------|--------|------|----------|------|--------|------|-----|-----|-----|-----|-------|----|----|-----|-----|-----|-----|
| 2023-24 | UTA | 31-15 | 668/21.5 | 69-192 | .359 | 36-102 | .353 | 31-40 | .775 | 7 | 66 | 73 | 2.4 | 57-0 | 69 | 37 | 6 | 31 | 205 | 6.6 |
| TOTAL | | 31-15 | 668/21.5 | 69-192 | .359 | 36-102 | .353 | 31-40 | .775 | 7 | 66 | 73 | 2.4 | 57-0 | 69 | 37 | 6 | 31 | 205 | 6.6 |

BIO BLAST

2023-24: Season bests of 16 points and 8 rebounds at Texas Tech ... 16 points at SFA to tie his season high ... 14 points in consecutive games versus Texas State and Abilene Christian ... season-high-tying three steals on four occasions.

2022-23 AT TEXAS WESLEYAN: Averaged 17.5 points, 5 rebounds, 3.1 assists and 1.4 steals over 29 games ... 45-point outburst against Wayland Baptist ... scored 20+ points 11 times, including a pair of 29-point performances.

2021-22 AT TEXAS WESLEYAN: Played in just one game: a 16-point performance versus Wayland Baptist on Jan. 8.

2020-21 AT WEST FLORIDA: Averaged 6 points, 1.6 rebounds and 1.3 assists.

GAME-BY-GAME STATS

| Opponent | Date | GS | MIN | Total | | 3-Pointers | | Free throws | | Rebounds | | | | PF | A | TO | BLK | STL | PTS | AVG | |
|-----------------------|------------|----|-------|--------|--------|------------|--------|-------------|-------|----------|-----|-----|-----|-----|----|----|-----|-----|-----|------|-----|
| | | | | FG-FGA | PCT | 3FG-3FGA | PCT | FT-FTA | PCT | OFF | DEF | TOT | AVG | | | | | | | | |
| Oral Roberts | 11/06/2023 | * | 33:22 | 5-12 | .417 | 4-7 | .571 | 0-0 | .000 | 0 | 3 | 3 | 3.0 | 3 | 1 | 1 | 0 | 0 | 14 | 14.0 | |
| UT Tyler | 11/11/2023 | * | 17:54 | 2-4 | .500 | 2-3 | .667 | 0-0 | .000 | 1 | 2 | 3 | 3.0 | 1 | 3 | 1 | 0 | 0 | 6 | 10.0 | |
| at New Mexico | 11/16/2023 | * | 21:01 | 2-5 | .400 | 0-2 | .000 | 0-0 | .000 | 0 | 1 | 1 | 2.3 | 2 | 1 | 1 | 0 | 1 | 4 | 8.0 | |
| at Arizona | 11/19/2023 | * | 15:39 | 1-4 | .250 | 1-2 | .500 | 0-0 | .000 | 0 | 2 | 2 | 2.3 | 1 | 2 | 2 | 0 | 0 | 3 | 6.8 | |
| Alcorn | 11/22/2023 | * | 28:09 | 2-8 | .250 | 0-5 | .000 | 3-3 | 1.000 | 0 | 5 | 5 | 2.8 | 1 | 8 | 0 | 0 | 0 | 7 | 6.8 | |
| Texas St. | 11/25/2023 | * | 23:57 | 6-7 | .857 | 0-1 | .000 | 2-2 | 1.000 | 0 | 2 | 2 | 2.7 | 4 | 1 | 1 | 0 | 0 | 14 | 8.0 | |
| Abilene Christian | 11/29/2023 | * | 25:55 | 5-9 | .556 | 2-4 | .500 | 2-3 | .667 | 0 | 0 | 0 | 2.3 | 3 | 2 | 3 | 1 | 1 | 14 | 8.9 | |
| at Grand Canyon | 12/02/2023 | | 08:09 | 0-3 | .000 | 0-1 | .000 | 0-0 | .000 | 0 | 0 | 0 | 2.0 | 1 | 1 | 0 | 0 | 0 | 0 | 7.8 | |
| North Texas-Dallas | 12/06/2023 | | 12:31 | 1-5 | .200 | 0-1 | .000 | 2-2 | 1.000 | 0 | 1 | 1 | 1.9 | 2 | 0 | 0 | 0 | 2 | 4 | 7.3 | |
| vs Air Force | 12/16/2023 | | 30:32 | 1-3 | .333 | 0-1 | .000 | 0-0 | .000 | 0 | 3 | 3 | 2.0 | 3 | 3 | 1 | 0 | 2 | 2 | 6.8 | |
| at Texas Tech | 12/21/2023 | | 32:05 | 5-11 | .455 | 4-6 | .667 | 2-2 | 1.000 | 0 | 8 | 8 | 2.5 | 0 | 3 | 3 | 1 | 1 | 16 | 7.6 | |
| at North Texas | 12/23/2023 | | 25:23 | 3-6 | .500 | 2-5 | .400 | 1-2 | .500 | 1 | 1 | 2 | 2.5 | 2 | 0 | 1 | 0 | 2 | 9 | 7.8 | |
| at Texas | 01/01/2024 | | 29:33 | 3-11 | .273 | 2-6 | .333 | 0-0 | .000 | 1 | 2 | 3 | 2.5 | 1 | 2 | 2 | 0 | 2 | 8 | 7.8 | |
| at Tarleton St. | 01/04/2024 | | 29:25 | 3-7 | .429 | 2-4 | .500 | 2-2 | 1.000 | 0 | 4 | 4 | 2.6 | 2 | 4 | 2 | 1 | 0 | 10 | 7.9 | |
| at SFA | 01/06/2024 | * | 33:15 | 6-13 | .462 | 4-7 | .571 | 0-2 | .000 | 0 | 4 | 4 | 2.7 | 0 | 5 | 2 | 1 | 2 | 16 | 8.5 | |
| Utah Valley | 01/11/2024 | * | 24:60 | 4-8 | .500 | 3-6 | .500 | 2-2 | 1.000 | 0 | 1 | 1 | 2.6 | 3 | 5 | 2 | 0 | 1 | 13 | 8.8 | |
| Seattle U | 01/13/2024 | * | 31:14 | 2-7 | .286 | 0-5 | .000 | 5-6 | .833 | 1 | 4 | 5 | 2.8 | 4 | 8 | 2 | 0 | 1 | 9 | 8.8 | |
| UTRGV | 01/18/2024 | * | 20:20 | 1-5 | .200 | 1-3 | .333 | 0-0 | .000 | 0 | 1 | 1 | 2.7 | 1 | 1 | 2 | 0 | 0 | 3 | 8.4 | |
| at Abilene Christian | 01/20/2024 | * | 29:44 | 4-14 | .286 | 1-6 | .167 | 2-2 | 1.000 | 1 | 1 | 2 | 2.6 | 4 | 1 | 2 | 1 | 3 | 11 | 8.6 | |
| Grand Canyon | 01/27/2024 | * | 26:35 | 0-4 | .000 | 0-1 | .000 | 2-2 | 1.000 | 0 | 5 | 5 | 2.8 | 2 | 3 | 1 | 0 | 0 | 2 | 8.3 | |
| at Southern Utah | 02/01/2024 | * | 09:25 | 0-3 | .000 | 0-1 | .000 | 0-0 | .000 | 0 | 0 | 0 | 2.6 | 1 | 1 | 0 | 0 | 0 | 0 | 7.9 | |
| at Utah Tech | 02/03/2024 | | 31:37 | 3-12 | .250 | 2-8 | .250 | 1-2 | .500 | 1 | 6 | 7 | 2.8 | 2 | 1 | 2 | 0 | 3 | 9 | 7.9 | |
| at California Baptist | 02/08/2024 | * | 21:17 | 2-5 | .400 | 0-2 | .000 | 0-2 | .000 | 0 | 1 | 1 | 2.7 | 3 | 4 | 2 | 0 | 2 | 4 | 7.7 | |
| SFA | 02/10/2024 | | 07:04 | 0-1 | .000 | 0-0 | .000 | 0-0 | .000 | 0 | 0 | 0 | 2.6 | 0 | 0 | 0 | 0 | 0 | 0 | 7.4 | |
| Tarleton St. | 02/15/2024 | | 17:47 | 2-7 | .286 | 2-6 | .333 | 0-0 | .000 | 1 | 2 | 3 | 2.6 | 1 | 0 | 0 | 0 | 3 | 6 | 7.4 | |
| at UTRGV | 02/17/2024 | | 10:00 | 2-4 | .500 | 2-2 | 1.000 | 0-0 | .000 | 0 | 0 | 0 | 2.5 | 1 | 1 | 0 | 0 | 0 | 6 | 7.3 | |
| Southern Utah | 02/22/2024 | | 12:32 | 0-1 | .000 | 0-0 | .000 | 3-4 | .750 | 0 | 0 | 0 | 2.4 | 3 | 1 | 0 | 0 | 0 | 3 | 7.1 | |
| Utah Tech | 02/24/2024 | | 22:53 | 1-4 | .250 | 1-3 | .333 | 0-0 | .000 | 0 | 2 | 2 | 2.4 | 1 | 1 | 2 | 1 | 1 | 3 | 7.0 | |
| at Seattle U | 02/29/2024 | | 13:37 | 1-3 | .333 | 0-1 | .000 | 0-0 | .000 | 0 | 0 | 0 | 2.3 | 1 | 3 | 0 | 0 | 1 | 2 | 6.8 | |
| at Utah Valley | 03/02/2024 | | 11:26 | 1-4 | .250 | 1-2 | .500 | 0-0 | .000 | 0 | 2 | 2 | 2.3 | 1 | 2 | 1 | 0 | 3 | 3 | 6.7 | |
| California Baptist | 03/07/2024 | * | 10:16 | 1-2 | .500 | 0-1 | .000 | 2-2 | 1.000 | 0 | 3 | 3 | 2.4 | 3 | 1 | 1 | 0 | 0 | 4 | 6.6 | |
| Totals | | | 15 | 667:36 | 69-192 | .359 | 36-102 | .353 | 31-40 | .775 | 7 | 66 | 73 | 2.4 | 57 | 69 | 37 | 6 | 31 | 205 | 6.6 |



BRANDYN TALBOT

TORONTO, ONTARIO

JR. × 6 × 6-5 × 181

brand-IN

@Brandyn

@Brandyn



COMPLETE BIO

High School: Dream City Christian (Glendale, Ariz.)

RECORD HIGHS

POINTS

Career 15, 3x, Last vs. Grand Canyon (3/7/23)
Season 14 vs. Abilene Christian (11/29/23)

REBOUNDS

Career 8 vs. Howard Payne (12/22/20)
Season 7 @ New Mexico (11/16/23)

ASSISTS

Career 8 vs. Utah Tech (2/25/23)
Season 5, 3x, Last vs. Southern Utah (2/22/24)

STEALS

Career 2, 3x, Last @ Abilene Christian (1/20/24)
Season 2 @ Abilene Christian (1/20/24)

FIELD GOALS MADE

Career 5, 5x, Last vs. Abilene Christian (11/29/23)
Season 5 vs. Abilene Christian (11/29/23)

3-POINT FIELD GOALS MADE

Career 5, 3x, Last vs. Grand Canyon (3/7/23)
Season 4, 2x, Last vs. Abilene Christian (11/29/23)

FREE THROWS MADE

Career 4, 2x, Last @ San Francisco (12/19/22)
Season 3 vs. Seattle U (1/13/24)

MINUTES

Career 34, 2x, Last vs. Texas State (11/25/23)
Season 34 vs. Texas State (11/25/23)

MISCELLANEOUS

| | Season | Career |
|----------------------|--------|--------|
| Double-Figure Points | 6 | 15 |
| 20+ Points | -- | -- |
| 5+ 3-Pointers | -- | 3 |
| 3+ Rebounds | 10 | 19 |
| Games w/ A Steal | 7 | 16 |

• **First Job:** Construction worker putting down garage flooring.

• **Bucket List:** Travel to another continent.

• **Pet Peeve:** Lying | • **Fear:** Death

• **Go-To Food:** In-N-Out Burger

• **Must-Have App:** Instagram

CAREER STATS

BIO BLAST

2023-24: UTA is 8-0 this year when he makes at least two 3-pointers in a game ... missed three games from Dec. 21-Jan. 1 with a concussion ... had made 19-straight free throws from Nov. 12, 2022, until a miss in the final minute on Jan. 11, 2024 ... back-to-back double-figure scoring games for the first time this year with 11 each versus Seattle U and UT Rio Grande Valley.

2022-23: Averaged 5.3 points and 1.6 assists ... over the final seven games of the season following a coaching change, he made 19 3-pointers; in his first 20 games of the year versus Division-I competition he knocked down 15.

GAME-BY-GAME STATS

| Opponent | Date | GS | MIN | Total | | 3-Pointers | | Free throws | | Rebounds | | | | PF | A | TO | BLK | STL | PTS | AVG | |
|-----------------------|------------|----|-------|--------|--------|------------|-------|-------------|-------|----------|-----|-----|-----|-----|----|----|-----|-----|-----|------|-----|
| | | | | FG-FGA | PCT | 3FG-3FGA | PCT | FT-FTA | PCT | OFF | DEF | TOT | AVG | | | | | | | | |
| Oral Roberts | 11/06/2023 | * | 26:17 | 3-8 | .375 | 3-5 | .600 | 2-2 | 1.000 | 2 | 1 | 3 | 3.0 | 2 | 5 | 2 | 0 | 1 | 11 | 11.0 | |
| UT Tyler | 11/11/2023 | * | 17:38 | 2-6 | .333 | 1-5 | .200 | 0-0 | .000 | 0 | 0 | 0 | 1.5 | 0 | 5 | 2 | 0 | 0 | 5 | 8.0 | |
| at New Mexico | 11/16/2023 | * | 27:39 | 3-10 | .300 | 1-5 | .200 | 0-0 | .000 | 1 | 6 | 7 | 3.3 | 3 | 2 | 1 | 0 | 1 | 7 | 7.7 | |
| at Arizona | 11/19/2023 | * | 25:06 | 2-9 | .222 | 1-8 | .125 | 0-0 | .000 | 0 | 0 | 0 | 2.5 | 1 | 2 | 1 | 0 | 1 | 5 | 7.0 | |
| Alcorn | 11/22/2023 | * | 29:40 | 4-8 | .500 | 4-8 | .500 | 0-0 | .000 | 1 | 2 | 3 | 2.6 | 1 | 1 | 1 | 0 | 1 | 12 | 8.0 | |
| Texas St. | 11/25/2023 | * | 33:33 | 4-9 | .444 | 1-4 | .250 | 0-0 | .000 | 0 | 2 | 2 | 2.5 | 1 | 1 | 1 | 0 | 0 | 9 | 8.2 | |
| Abilene Christian | 11/29/2023 | * | 25:58 | 5-8 | .625 | 4-6 | .667 | 0-0 | .000 | 0 | 2 | 2 | 2.4 | 3 | 2 | 2 | 0 | 0 | 14 | 9.0 | |
| at Grand Canyon | 12/02/2023 | * | 09:41 | 0-1 | .000 | 0-1 | .000 | 0-0 | .000 | 0 | 1 | 1 | 2.3 | 3 | 1 | 0 | 0 | 1 | 0 | 7.9 | |
| North Texas-Dallas | 12/06/2023 | * | 15:04 | 2-3 | .667 | 1-1 | 1.000 | 0-0 | .000 | 1 | 1 | 2 | 2.2 | 0 | 1 | 0 | 0 | 0 | 5 | 7.6 | |
| vs Air Force | 12/16/2023 | * | 14:21 | 1-4 | .250 | 0-2 | .000 | 0-0 | .000 | 0 | 1 | 1 | 2.1 | 2 | 1 | 0 | 0 | 0 | 2 | 7.0 | |
| at Tarleton St. | 01/04/2024 | * | 11:39 | 0-2 | .000 | 0-1 | .000 | 0-0 | .000 | 1 | 2 | 3 | 2.2 | 0 | 0 | 0 | 0 | 0 | 0 | 6.4 | |
| at SFA | 01/06/2024 | * | 08:56 | 0-4 | .000 | 0-4 | .000 | 2-2 | 1.000 | 0 | 0 | 0 | 2.0 | 0 | 1 | 0 | 0 | 0 | 2 | 6.0 | |
| Utah Valley | 01/11/2024 | * | 24:04 | 3-6 | .500 | 3-6 | .500 | 0-1 | .000 | 2 | 3 | 5 | 2.2 | 1 | 3 | 1 | 1 | 0 | 9 | 6.2 | |
| Seattle U | 01/13/2024 | * | 27:45 | 3-10 | .300 | 2-7 | .286 | 3-4 | .750 | 2 | 2 | 4 | 2.4 | 1 | 2 | 2 | 0 | 0 | 11 | 6.6 | |
| UTRGV | 01/18/2024 | * | 18:37 | 3-10 | .300 | 3-8 | .375 | 2-2 | 1.000 | 1 | 2 | 3 | 2.4 | 1 | 1 | 1 | 0 | 0 | 11 | 6.9 | |
| at Abilene Christian | 01/20/2024 | * | 12:52 | 0-4 | .000 | 0-3 | .000 | 0-0 | .000 | 1 | 2 | 3 | 2.4 | 1 | 0 | 1 | 0 | 2 | 0 | 6.4 | |
| Grand Canyon | 01/27/2024 | * | 03:56 | 1-2 | .500 | 1-2 | .500 | 0-0 | .000 | 0 | 0 | 0 | 2.3 | 1 | 0 | 1 | 0 | 0 | 3 | 6.2 | |
| at Southern Utah | 02/01/2024 | * | 27:35 | 3-5 | .600 | 2-4 | .500 | 2-2 | 1.000 | 1 | 4 | 5 | 2.4 | 0 | 2 | 4 | 0 | 0 | 10 | 6.4 | |
| at Utah Tech | 02/03/2024 | * | 09:42 | 0-2 | .000 | 0-0 | .000 | 0-0 | .000 | 1 | 0 | 1 | 2.4 | 2 | 2 | 0 | 0 | 0 | 0 | 6.1 | |
| at California Baptist | 02/08/2024 | * | 19:08 | 4-4 | 1.000 | 1-1 | 1.000 | 0-0 | .000 | 1 | 1 | 2 | 2.4 | 2 | 1 | 0 | 1 | 0 | 9 | 6.3 | |
| SFA | 02/10/2024 | * | 08:28 | 0-2 | .000 | 0-2 | .000 | 0-0 | .000 | 0 | 0 | 0 | 2.2 | 1 | 0 | 1 | 0 | 0 | 0 | 6.0 | |
| Tarleton St. | 02/15/2024 | * | 02:37 | 0-1 | .000 | 0-1 | .000 | 0-0 | .000 | 0 | 0 | 0 | 2.1 | 0 | 0 | 2 | 0 | 0 | 0 | 5.7 | |
| at UTRGV | 02/17/2024 | * | 18:07 | 3-5 | .600 | 3-5 | .600 | 0-0 | .000 | 0 | 2 | 2 | 2.1 | 4 | 1 | 0 | 0 | 0 | 9 | 5.8 | |
| Southern Utah | 02/22/2024 | * | 17:28 | 2-4 | .500 | 1-2 | .500 | 1-2 | .500 | 0 | 0 | 0 | 2.0 | 0 | 5 | 0 | 0 | 0 | 6 | 5.8 | |
| Utah Tech | 02/24/2024 | * | 10:43 | 1-1 | 1.000 | 1-1 | 1.000 | 0-0 | .000 | 0 | 2 | 2 | 2.0 | 2 | 1 | 0 | 0 | 1 | 3 | 5.7 | |
| at Seattle U | 02/29/2024 | * | 11:06 | 1-2 | .500 | 1-2 | .500 | 0-0 | .000 | 0 | 1 | 1 | 2.0 | 0 | 0 | 0 | 0 | 0 | 3 | 5.6 | |
| at Utah Valley | 03/02/2024 | * | 18:17 | 2-3 | .667 | 1-2 | .500 | 0-0 | .000 | 1 | 2 | 3 | 2.0 | 0 | 0 | 2 | 0 | 0 | 5 | 5.6 | |
| California Baptist | 03/07/2024 | * | 14:44 | 1-1 | 1.000 | 1-1 | 1.000 | 1-2 | .500 | 0 | 1 | 1 | 2.0 | 0 | 1 | 0 | 0 | 0 | 4 | 5.5 | |
| Totals | | | 12 | 490:42 | 53-134 | .396 | 36-97 | .371 | 13-17 | .765 | 16 | 40 | 56 | 2.0 | 32 | 41 | 25 | 2 | 8 | 155 | 5.5 |

| | | | | Field Goals | | 3-Point | | F-Throws | | Rebounds | | | | Scoring | | | | | | |
|--------------|------|--------------|------------------|----------------|-------------|----------------|-------------|--------------|-------------|-----------|------------|------------|------------|-------------|------------|-----------|----------|-----------|------------|------------|
| SEASON | TEAM | GP-GS | MIN/AVG | FG-FGA | FG% | 3FG-3FGA | 3FG% | FT-FTA | FT% | OFF | DEF | TOT | AVG | PF-FO | A | TO | BLK | STL | PTS | AVG |
| 2020-21 | UTA | 12-0 | 100/8.3 | 12-38 | .316 | 8-28 | .286 | 7-12 | .583 | 0 | 15 | 15 | 1.3 | 11-0 | 7 | 12 | 1 | 1 | 39 | 3.3 |
| 2021-22 | UTA | 24-3 | 281/11.7 | 29-85 | .341 | 23-73 | .315 | 2-2 | 1.000 | 2 | 18 | 20 | 0.8 | 15-0 | 14 | 19 | 1 | 6 | 83 | 3.5 |
| 2022-23 | UTA | 30-1 | 475/15.8 | 52-147 | .354 | 38-109 | .349 | 17-18 | .944 | 2 | 29 | 31 | 1.0 | 34-1 | 48 | 20 | 3 | 6 | 159 | 5.3 |
| 2023-24 | UTA | 28-12 | 491/17.5 | 53-134 | .396 | 36-97 | .371 | 13-17 | .765 | 16 | 40 | 56 | 2.0 | 32-0 | 41 | 25 | 2 | 8 | 155 | 5.5 |
| TOTAL | | 94-16 | 1346/14.3 | 146-404 | .361 | 105-307 | .342 | 39-49 | .796 | 20 | 102 | 122 | 1.3 | 92-1 | 110 | 76 | 7 | 21 | 436 | 4.6 |

8

CHAUNCEY GIBSON

DALLAS, TX R-FR. × G × 6-5 × 190

@hooplkec
 @cee1of1

COMPLETE BIO

Previous Schools: Tulsa / Clemson × High School: Kimball

RECORD HIGHS

| | |
|---------------------------------|-----------------------------------|
| POINTS | |
| Career | 12 vs Stephen F. Austin (2/10/24) |
| Season | Same As Career |
| REBOUNDS | |
| Career | 4 @ UTRGV (2/17/24) |
| Season | Same As Career |
| ASSISTS | |
| Career | 3 vs Stephen F. Austin (2/10/24) |
| Season | Same As Career |
| STEALS | |
| Career | 1 vs. Tarleton State (2/15/24) |
| Season | Same As Career |
| FIELD GOALS MADE | |
| Career | 5 vs Stephen F. Austin (2/10/24) |
| Season | Same As Career |
| 3-POINT FIELD GOALS MADE | |
| Career | 2 vs Stephen F. Austin (2/10/24) |
| Season | Same As Career |
| FREE THROWS MADE | |
| Career | |
| Season | Same As Career |
| MINUTES | |
| Career | 24 vs Stephen F. Austin (2/10/24) |
| Season | Same As Career |

MISCELLANEOUS

| | Season | Career |
|----------------------|--------|--------|
| Double-Figure Points | 1 | 1 |
| 20+ Points | -- | -- |
| 5+ 3-Pointers | -- | -- |
| 3+ Rebounds | 2 | 2 |
| Games w/ A Steal | 1 | 1 |

"We're excited to have another local DFW product on our roster," said UTA head coach KT Turner. "I originally recruited Chauncey in high school, so I've been following him for a while. He's a skilled, long talent who can play multiple positions, shoots the ball well and is a high-IQ player."

CAREER STATS

| | | | | Field Goals | | 3-Point | | F-Throws | | Rebounds | | | | | | | | Scoring | | |
|---------|------|-------|---------|-------------|------|----------|------|----------|------|----------|-----|-----|-----|-------|---|----|-----|---------|-----|-----|
| SEASON | TEAM | GP-GS | MIN/AVG | FG-FGA | FG% | 3FG-3FGA | 3FG% | FT-FTA | FT% | OFF | DEF | TOT | AVG | PF-FO | A | TO | BLK | STL | PTS | AVG |
| 2023-24 | UTA | 4-0 | 53/13.2 | 7-23 | .304 | 4-15 | .267 | 0-0 | .000 | 2 | 7 | 9 | 2.3 | 3-0 | 3 | 5 | 1 | 1 | 18 | 4.5 |
| TOTAL | | 4-0 | 53/13.2 | 7-23 | .304 | 4-15 | .267 | 0-0 | .000 | 2 | 7 | 9 | 2.3 | 3-0 | 3 | 5 | 1 | 1 | 18 | 4.5 |

BIO BLAST

Had a waiver approved by the NCAA on Feb. 9, which granted him immediate eligibility.

2023-24: Made his collegiate debut on Feb. 10 versus Stephen F. Austin, scoring 12 points on 5-12 shooting, issuing three assists and pulling down two rebounds in 24 minutes off the bench ... made a 3-pointer in each of the next two games.

Joined the program in January after spending the 2022-23 season at Clemson and the summer/fall of 2023 at Tulsa.

Despite court and NCAA rulings in December granting immediate eligibility to multi-time transfers, Gibson was unable to compete until the waiver was approved.

An NCAA bylaw prohibits instant eligibility for mid-year transfers in basketball and other select sports.

PAINT TOUCHES

The 6-5, 190-pound combo guard averaged 17.6 points, 7 rebounds and 5 assists per game as a senior at Kimball as part of 1,743 career high school points. He was ranked as the No. 23 player in Texas and originally chose Clemson over Texas Tech, SMU and Old Dominion.

After not playing and utilizing a redshirt year in 2022-23 at Clemson, Gibson transferred to Tulsa last spring. The consensus top-110 recruit in the Class of 2022 did not suit up for the Golden Hurricane this fall, and joined UTA earlier this month for the spring semester.

A 3-start recruit coming out of Dallas Kimball High School in 2022, Gibson is a redshirt freshman with three years of eligibility remaining, and potentially four years pending additional waivers (separate from the one already approved).

While Gibson was not competing in games for the Mavs until Feb. 10, he was able to participate in practices — a similar scenario to Phillip Russell during the fall before he received eligibility in mid-December.

GAME-BY-GAME STATS

| Opponent | Date | GS | MIN | Total | | 3-Pointers | | Free throws | | Rebounds | | | | PF | A | TO | BLK | STL | PTS | AVG |
|---------------|------------|----------|--------------|-------------|-------------|-------------|-------------|-------------|-------------|----------|----------|----------|------------|----------|----------|----------|----------|----------|-----------|------------|
| | | | | FG-FGA | PCT | 3FG-3FGA | PCT | FT-FTA | PCT | OFF | DEF | TOT | AVG | | | | | | | |
| SFA | 02/10/2024 | | 24:09 | 5-12 | .417 | 2-6 | .333 | 0-0 | .000 | 1 | 1 | 2 | 2.0 | 2 | 3 | 1 | 0 | 0 | 12 | 12.0 |
| Tarleton St. | 02/15/2024 | | 11:49 | 1-6 | .167 | 1-6 | .167 | 0-0 | .000 | 0 | 3 | 3 | 2.5 | 0 | 0 | 2 | 0 | 1 | 3 | 7.5 |
| at UTRGV | 02/17/2024 | | 14:45 | 1-4 | .250 | 1-2 | .500 | 0-0 | .000 | 1 | 3 | 4 | 3.0 | 1 | 0 | 2 | 1 | 0 | 3 | 6.0 |
| Southern Utah | 02/22/2024 | | 02:04 | 0-1 | .000 | 0-1 | .000 | 0-0 | .000 | 0 | 0 | 0 | 2.3 | 0 | 0 | 0 | 0 | 0 | 0 | 4.5 |
| Totals | | 0 | 52:48 | 7-23 | .304 | 4-15 | .267 | 0-0 | .000 | 2 | 7 | 9 | 2.3 | 3 | 3 | 5 | 1 | 1 | 18 | 4.5 |



11



DWAYNE KOROMA

BERLIN, GERMANY

R-SO. × F × 6-8 × 205



kuh-rome-uh



@dwayneloroy2



@dwaynekoroma



COMPLETE BIO

Previous Schools: Salt Lake Community College / Iona × High School: Bishop Walsh (MD)

RECORD HIGHS

POINTS

Career 18 vs. Casper (11/4/22)

D-I 12 vs. Alcorn State (11/22/23)

Season Same As D-I

REBOUNDS

Career 11, 4x, Last vs. Oral Roberts (11/6/23)

D-I 11 vs. Oral Roberts (11/6/23)

Season Same As D-I

OFFENSIVE REBOUNDS

Career 6, 2x, Last vs. Oral Roberts (11/6/23)

D-I 6 vs. Oral Roberts (11/6/23)

Season Same As D-I

ASSISTS

Career 8 @ Community Christian (CA) (1/6/23)

D-I 3, 4x, Last vs. Alcorn State (11/22/23)

Season 3 vs. Alcorn State (11/22/23)

BLOCKS

Career 3 @ Community Christian (CA) (1/6/23)

D-I 2 vs. Morgan State (12/8/20)

Season 1, 5x, Last vs. Utah Tech (2/24/24)

FIELD GOALS MADE

Career 8 vs. Eastern Wyoming (11/19/22)

D-I 6 vs. Alcorn State (11/22/23)

Season Same As D-I

FREE THROWS MADE

Career 12 vs. Casper (11/4/22)

D-I 4, 2x, Last vs. Utah Tech (2/24/24)

Season Same As D-I

MINUTES

Career 31 @ Grand Canyon (12/2/23)

D-I Same As Career

Season Same As Career

MISCELLANEOUS

| | Season | Career |
|------------------------|--------|--------|
| Double-Figure Points | 4 | 18 |
| 15+ Points | -- | 6 |
| Double-Doubles | -- | 4 |
| Double-Figure Rebounds | 1 | 5 |
| 5+ Offensive Rebounds | 1 | 2 |
| 3+ Assists | 1 | 11 |
| 3+ Steals | -- | 4 |

CAREER STATS (D-I ONLY)

BIO BLAST

2023-24: Two of his four double-figure point games this season have come in the last three outings ... **31 points in his last five games; 20 points in the prior 11 games** ... went a perfect 5-5 from the floor to tie for the best percentage in program history vs. CBU (list: page 45).

2022-23 AT SALT LAKE CC: Averaged 9 points, 5 rebounds, 1.6 assists and 1.1 steals ... helped the Bruins to the NJCAA Tournament Second Round.

2021-22 AT SALT LAKE CC: Utilized a redshirt season and did not play after enrolling and transferring in mid-year.

2020-21 AT IONA: Made 10-straight starts to end the year, including the MAAC Championship and NCAA Tournament.

GAME-BY-GAME STATS

| Opponent | Date | GS | MIN | Total | | 3-Pointers | | Free throws | | Rebounds | | | | PF | A | TO | BLK | STL | PTS | AVG | |
|-----------------------|------------|----|-------|--------|-------|------------|-------|-------------|-------|----------|-----|-----|------|-----|----|----|-----|-----|-----|-----|-----|
| | | | | FG-FGA | PCT | 3FG-3FGA | PCT | FT-FTA | PCT | OFF | DEF | TOT | AVG | | | | | | | | |
| Oral Roberts | 11/06/2023 | * | 26:56 | 1-2 | .500 | 0-1 | .000 | 1-2 | .500 | 6 | 5 | 11 | 11.0 | 4 | 0 | 3 | 0 | 0 | 3 | 3.0 | |
| UT Tyler | 11/11/2023 | * | 21:03 | 3-7 | .429 | 0-3 | .000 | 0-0 | .000 | 1 | 4 | 5 | 8.0 | 2 | 2 | 0 | 1 | 1 | 6 | 4.5 | |
| at New Mexico | 11/16/2023 | * | 24:51 | 0-0 | .000 | 0-0 | .000 | 0-0 | .000 | 2 | 3 | 5 | 7.0 | 5 | 2 | 1 | 0 | 1 | 0 | 3.0 | |
| at Arizona | 11/19/2023 | * | 22:34 | 2-4 | .500 | 0-1 | .000 | 2-6 | .333 | 2 | 3 | 5 | 6.5 | 1 | 2 | 1 | 0 | 3 | 6 | 3.8 | |
| Alcorn | 11/22/2023 | * | 29:38 | 6-9 | .667 | 0-1 | .000 | 0-1 | .000 | 3 | 1 | 4 | 6.0 | 2 | 3 | 1 | 0 | 0 | 12 | 5.4 | |
| Texas St. | 11/25/2023 | * | 26:58 | 2-4 | .500 | 0-1 | .000 | 3-4 | .750 | 0 | 3 | 3 | 5.5 | 5 | 2 | 3 | 1 | 0 | 7 | 5.7 | |
| Abilene Christian | 11/29/2023 | * | 09:46 | 2-3 | .667 | 0-0 | .000 | 1-2 | .500 | 0 | 1 | 1 | 4.9 | 1 | 0 | 1 | 0 | 0 | 5 | 5.6 | |
| at Grand Canyon | 12/02/2023 | * | 30:54 | 3-4 | .750 | 0-0 | .000 | 4-4 | 1.000 | 3 | 5 | 8 | 5.3 | 2 | 1 | 0 | 0 | 0 | 10 | 6.1 | |
| vs Air Force | 12/16/2023 | * | 11:54 | 1-2 | .500 | 0-0 | .000 | 0-0 | .000 | 1 | 0 | 1 | 4.8 | 1 | 1 | 1 | 0 | 1 | 2 | 5.7 | |
| at Texas Tech | 12/21/2023 | * | 18:38 | 2-2 | 1.000 | 0-0 | .000 | 0-0 | .000 | 4 | 0 | 4 | 4.7 | 2 | 1 | 1 | 0 | 0 | 4 | 5.5 | |
| at North Texas | 12/23/2023 | * | 13:12 | 1-3 | .333 | 0-0 | .000 | 1-2 | .500 | 1 | 0 | 1 | 4.4 | 1 | 0 | 2 | 1 | 0 | 3 | 5.3 | |
| at Texas | 01/01/2024 | * | 08:37 | 1-2 | .500 | 0-0 | .000 | 0-0 | .000 | 1 | 0 | 1 | 4.1 | 0 | 0 | 0 | 0 | 0 | 2 | 5.0 | |
| at Tarleton St. | 01/04/2024 | * | 20:55 | 1-2 | .500 | 0-0 | .000 | 0-0 | .000 | 2 | 2 | 4 | 4.1 | 3 | 0 | 1 | 0 | 1 | 2 | 4.8 | |
| at SFA | 01/06/2024 | * | 14:42 | 0-1 | .000 | 0-0 | .000 | 3-6 | .500 | 2 | 1 | 3 | 4.0 | 2 | 0 | 1 | 0 | 2 | 3 | 4.6 | |
| Utah Valley | 01/11/2024 | | 15:27 | 2-4 | .500 | 1-1 | 1.000 | 2-4 | .500 | 1 | 0 | 1 | 3.8 | 3 | 0 | 0 | 0 | 0 | 7 | 4.8 | |
| Seattle U | 01/13/2024 | | 12:02 | 1-2 | .500 | 0-0 | .000 | 0-0 | .000 | 1 | 0 | 1 | 3.6 | 1 | 0 | 1 | 1 | 0 | 2 | 4.6 | |
| UTRGV | 01/18/2024 | | 05:32 | 1-1 | 1.000 | 0-0 | .000 | 0-0 | .000 | 1 | 0 | 1 | 3.5 | 1 | 0 | 0 | 0 | 1 | 2 | 4.5 | |
| at Abilene Christian | 01/20/2024 | | 11:01 | 0-0 | .000 | 0-0 | .000 | 1-2 | .500 | 1 | 4 | 5 | 3.6 | 2 | 1 | 0 | 0 | 0 | 1 | 4.3 | |
| Grand Canyon | 01/27/2024 | | 02:13 | 0-0 | .000 | 0-0 | .000 | 0-0 | .000 | 0 | 0 | 0 | 3.4 | 2 | 0 | 0 | 0 | 0 | 0 | 4.1 | |
| at Southern Utah | 02/01/2024 | | 01:17 | 0-0 | .000 | 0-0 | .000 | 0-0 | .000 | 0 | 0 | 0 | 3.2 | 0 | 0 | 0 | 0 | 0 | 0 | 3.9 | |
| at Utah Tech | 02/03/2024 | | 06:02 | 2-3 | .667 | 0-0 | .000 | 0-0 | .000 | 1 | 0 | 1 | 3.1 | 1 | 0 | 0 | 0 | 0 | 4 | 3.9 | |
| at California Baptist | 02/08/2024 | | 01:18 | 0-0 | .000 | 0-0 | .000 | 0-0 | .000 | 0 | 0 | 0 | 3.0 | 0 | 0 | 0 | 0 | 0 | 0 | 3.7 | |
| SFA | 02/10/2024 | | 09:33 | 1-1 | 1.000 | 0-0 | .000 | 0-0 | .000 | 0 | 1 | 1 | 2.9 | 4 | 0 | 1 | 0 | 1 | 2 | 3.6 | |
| Tarleton St. | 02/15/2024 | | 09:33 | 0-0 | .000 | 0-0 | .000 | 0-0 | .000 | 0 | 1 | 1 | 2.8 | 0 | 0 | 1 | 0 | 0 | 0 | 3.5 | |
| at UTRGV | 02/17/2024 | | 10:20 | 1-1 | 1.000 | 0-0 | .000 | 0-0 | .000 | 0 | 2 | 2 | 2.8 | 1 | 0 | 2 | 0 | 0 | 2 | 3.4 | |
| Southern Utah | 02/22/2024 | | 12:49 | 3-3 | 1.000 | 0-0 | .000 | 0-2 | .000 | 0 | 2 | 2 | 2.7 | 2 | 1 | 1 | 0 | 0 | 6 | 3.5 | |
| Utah Tech | 02/24/2024 | | 14:20 | 0-0 | .000 | 0-0 | .000 | 4-4 | 1.000 | 0 | 0 | 0 | 2.6 | 3 | 1 | 0 | 1 | 1 | 4 | 3.5 | |
| at Seattle U | 02/29/2024 | | 17:05 | 5-6 | .833 | 1-1 | 1.000 | 0-0 | .000 | 1 | 2 | 3 | 2.6 | 2 | 0 | 0 | 0 | 1 | 11 | 3.8 | |
| at Utah Valley | 03/02/2024 | | 06:14 | 0-1 | .000 | 0-0 | .000 | 0-2 | .000 | 0 | 1 | 1 | 2.6 | 2 | 0 | 1 | 0 | 0 | 0 | 3.7 | |
| California Baptist | 03/07/2024 | | 12:35 | 5-5 | 1.000 | 0-0 | .000 | 0-0 | .000 | 3 | 1 | 4 | 2.6 | 3 | 0 | 1 | 0 | 0 | 10 | 3.9 | |
| Totals | | | 14 | 428:00 | 46-72 | .639 | 2-9 | .222 | 22-41 | .537 | 37 | 42 | 79 | 2.6 | 58 | 17 | 24 | 5 | 13 | 116 | 3.9 |

Last year at Salt Lake CC, he shot a gaudy 70.1% (94-134) from the floor, which was the 5th-highest percentage nationally. He was the only player in the country to connect at a 70% rate from the floor and the free throw line (72.1). The last time a JUCO player at any level (Division I, II or III) shot at least 70% from both the field and charity stripe for a season was 2019-20.

PAINT TOUCHES

- Grew up in Germany but moved to the United States in September of 2019 to complete his senior year of high school at Bishop Walsh in Cumberland, Md., where he was rated as a 3-star recruit.

- Played club ball in Europe for the Berlin Tigers.

- Cousin, Brandon Coleman, is a starting offensive lineman at TCU.

- Plays chess online.

| | | | | Field Goals | | 3-Point | | F-Throws | | Rebounds | | | | Scoring | | | | | | |
|----------------------|------|--------------|-----------------|---------------|-------------|-------------|-------------|--------------|-------------|-----------|-----------|------------|------------|--------------|-----------|-----------|----------|-----------|------------|------------|
| SEASON | TEAM | GP-GS | MIN/AVG | FG-FGA | FG% | 3FG-3FGA | 3FG% | FT-FTA | FT% | OFF | DEF | TOT | AVG | PF-FO | A | TO | BLK | STL | PTS | AVG |
| 2020-21 | Iona | 18-12 | 274/15.2 | 21-49 | .429 | 1-6 | .167 | 5-15 | .333 | 17 | 45 | 62 | 3.4 | 51-4 | 20 | 22 | 4 | 6 | 48 | 2.7 |
| 2023-24 | UTA | 30-14 | 428/14.3 | 46-72 | .639 | 2-9 | .222 | 22-41 | .537 | 37 | 42 | 79 | 2.6 | 58-2 | 17 | 24 | 5 | 13 | 116 | 3.9 |
| TOTAL FOR UTA | | 30-14 | 428/14.3 | 46-72 | .639 | 2-9 | .222 | 22-41 | .537 | 37 | 42 | 79 | 2.6 | 58-2 | 17 | 24 | 5 | 13 | 116 | 3.9 |
| TOTAL | | 48-26 | 702/14.6 | 67-121 | .554 | 3-15 | .200 | 27-56 | .482 | 54 | 87 | 141 | 2.9 | 109-6 | 37 | 46 | 9 | 19 | 164 | 3.4 |

12



RIGA, LATVIA

SO. × F × G-8 × 180

fred paul buh-GAT-skis

@fredspauls

@fredspauls

COMPLETE BIO



OUT INDEFINITELY (ANKLE INJURY)

FREDS PAULS BAGATSKIS

Previous Schools: Georgia Tech × High School: Complejo Educativo Mas Camarena (Valencia, Spain)

RECORD HIGHS

POINTS

Career 11 vs. UT Tyler (11/11/23)
Season Same As Career

REBOUNDS

Career 3 vs. UT Tyler (11/11/23)
Season Same As Career

ASSISTS

Career
Season

STEALS

Career
Season

FIELD GOALS MADE

Career 3 vs. UT Tyler (11/11/23)
Season Same As Career

3-POINTERS MADE

Career 3 vs. UT Tyler (11/11/23)
Season Same As Career

FREE THROWS MADE

Career 2 vs. UT Tyler (11/11/23)
Season Same As Career

MINUTES

Career 18 vs. UT Tyler (11/11/23)
Season Same As Career

MISCELLANEOUS

| | Season | Career |
|----------------------|--------|--------|
| Double-Figure Points | 1 | 1 |
| 20+ Points | -- | -- |
| Double-Doubles | -- | -- |
| 5+ 3-Pointers | -- | -- |
| 3+ Assists | -- | -- |

• Played for the Latvian U16, U18 and U20 teams; the U20 event took place this summer (more info: page 5).

• In 2021-22, he played for Valencia's club team in Spain's LEB Silver League.

• Suited up for Valencia's U18 team from 2019-21, averaging 8.9 PPG.

CAREER STATS

| | | | | Field Goals | | 3-Point | | F-Throws | | Rebounds | | | | | | | | | Scoring | |
|---------------|--------|-------|---------|-------------|------|----------|------|----------|------|----------|-----|-----|-----|-------|---|----|-----|-----|---------|-----|
| SEASON | TEAM | GP-GS | MIN/AVG | FG-FGA | FG% | 3FG-3FGA | 3FG% | FT-FTA | FT% | OFF | DEF | TOT | AVG | PF-FO | A | TO | BLK | STL | PTS | AVG |
| 2022-23 | GaTech | 9-0 | 26/2.9 | 3-8 | .375 | 2-6 | .333 | 0-0 | .000 | 0 | 0 | 0 | 0.0 | 3-0 | 0 | 0 | 0 | 0 | 8 | 0.9 |
| 2023-24 | UTA | 2-0 | 21/10.6 | 3-8 | .375 | 3-7 | .429 | 3-5 | .600 | 0 | 3 | 3 | 1.5 | 0-0 | 0 | 0 | 0 | 0 | 12 | 6.0 |
| TOTAL FOR UTA | | 2-0 | 21/10.6 | 3-8 | .375 | 3-7 | .429 | 3-5 | .600 | 0 | 3 | 3 | 1.5 | 0-0 | 0 | 0 | 0 | 0 | 12 | 6.0 |
| TOTAL | | 11-0 | 47/4.3 | 6-16 | .375 | 5-13 | .385 | 3-5 | .600 | 0 | 3 | 3 | 0.3 | 3-0 | 0 | 0 | 0 | 0 | 20 | 1.8 |

BIO BLAST

Has not played since Nov. 11 due to an ankle injury suffered in practice the week of Nov. 13 ... had surgery in mid-December and is expected to miss the rest of the season.

Transferred to UTA from Georgia Tech following his freshman season in 2022-23 ... can stretch the floor with his long-range shooting prowess, and boasts a wealth of international experience ... chose Georgia Tech over Xavier and several other notable Big East programs ... played sparingly with the Yellow Jackets, who employed an extremely minimal rotation.

2022-23 AT GEORGIA TECH: Played in nine games, including five ACC contests ... scored his first collegiate points on a 3-pointer against Marquette (Nov. 23).

GAME-BY-GAME STATS

| | | | | Total | | 3-Pointers | | Free throws | | Rebounds | | | | | | | | | | | |
|--------------|------------|----|-------|--------|------|------------|------|-------------|------|----------|-----|-----|-----|----|---|----|-----|-----|-----|-----|--|
| Opponent | Date | GS | MIN | FG-FGA | PCT | 3FG-3FGA | PCT | FT-FTA | PCT | OFF | DEF | TOT | AVG | PF | A | TO | BLK | STL | PTS | AVG | |
| Oral Roberts | 11/06/2023 | | 03:20 | 0-1 | .000 | 0-1 | .000 | 1-2 | .500 | 0 | 0 | 0 | 0.0 | 0 | 0 | 0 | 0 | 0 | 1 | 1.0 | |
| UT Tyler | 11/11/2023 | | 17:55 | 3-7 | .429 | 3-6 | .500 | 2-3 | .667 | 0 | 3 | 3 | 1.5 | 0 | 0 | 0 | 0 | 0 | 11 | 6.0 | |
| Totals | | 0 | 21:15 | 3-8 | .375 | 3-7 | .429 | 3-5 | .600 | 0 | 3 | 3 | 1.5 | 0 | 0 | 0 | 0 | 0 | 12 | 6.0 | |

PAINT TOUCHES

• Moved from Latvia to Valencia, Spain, at the age of 14 to attend school and better develop his game at one of the elite facilities in Europe.

• Father, Ainars, played professionally in Europe and for the Latvian National Team for two decades before going on to be the head coach of the national side from 2011-17. Ainars is currently the head coach of CSO Voluntari in Romania.

• Ainars was previously the head coach of the Ukraine National Team from 2019-22; at the time he was just the second non-native Ukrainian to serve as the country's head coach (American Mike Fratello from 2011-14).

• Freds learned his shooting aptitude from his father, who earned the nickname 'The Golden Hand' as a career 40% 3-point shooter and 90% free-throw maker. He is still the all-time leading scorer for the Latvian National Team.



13 KADE DOUGLAS

LANCASTER, TX FR. × G × 6-2 × 170



COMPLETE BIO



High School: Lancaster

RECORD HIGHS

| | |
|-------------------------|--|
| POINTS | |
| Career | 20 vs. Alcorn State (11/22/23) |
| Season | Same As Career |
| REBOUNDS | |
| Career | 5 vs. Alcorn State (11/22/23) |
| Season | Same As Career |
| ASSISTS | |
| Career | 4 vs. Abilene Christian (11/29/23) |
| Season | Same As Career |
| STEALS | |
| Career | 1, 3x, Last @ Stephen F. Austin (1/6/24) |
| Season | Same As Career |
| FIELD GOALS MADE | |
| Career | 7 vs. Alcorn State (11/22/23) |
| Season | Same As Career |
| 3-POINTERS MADE | |
| Career | 6 vs. Alcorn State (11/22/23) |
| Season | Same As Career |
| FREE THROWS MADE | |
| Career | 3, 3x, Last @ Stephen F. Austin (1/6/24) |
| Season | Same As Career |
| MINUTES | |
| Career | 32 @ Stephen F. Austin (1/6/24) |
| Season | Same As Career |

MISCELLANEOUS

| | Season | Career |
|----------------------|--------|--------|
| Double-Figure Points | 4 | 4 |
| 20+ Points | 1 | 1 |
| Double-Doubles | -- | -- |
| 5+ 3-Pointers | 3 | 3 |
| 5+ Assists | -- | -- |
| 3+ Steals | -- | -- |

- **Bucket-List Item:** Skydive
- **Bad Habit:** Being Too Hard On Himself
- **Must-Have App:** TikTok
- **Major:** Business Marketing
- **Go-To Food:** Chick-fil-A
- **Roommate:** Makaih Williams

CAREER STATS

| | | | | Field Goals | | 3-Point | | F-Throws | | Rebounds | | | | | | | | | Scoring | |
|---------|------|-------|----------|-------------|------|----------|------|----------|------|----------|-----|-----|-----|-------|----|----|-----|-----|---------|-----|
| SEASON | TEAM | GP-GS | MIN/AVG | FG-FGA | FG% | 3FG-3FGA | 3FG% | FT-FTA | FT% | OFF | DEF | TOT | AVG | PF-FO | A | TO | BLK | STL | PTS | AVG |
| 2023-24 | UTA | 22-1 | 323/14.7 | 40-120 | .333 | 35-107 | .327 | 8-12 | .667 | 6 | 24 | 30 | 1.4 | 29-0 | 22 | 20 | 1 | 3 | 123 | 5.6 |
| TOTAL | | 22-1 | 323/14.7 | 40-120 | .333 | 35-107 | .327 | 8-12 | .667 | 6 | 24 | 30 | 1.4 | 29-0 | 22 | 20 | 1 | 3 | 123 | 5.6 |

BIO BLAST

The only early signing period commitment of the 2023 Class which occurred in November of 2022 ... 3-star recruit by well-respected recruiting service 247Sports ... ranked as the #39 combo guard in the nation and the #31 overall recruit in Texas ... hometown is just 30 minutes from UTA's campus.

2023-24: 85% of his points (105 of 123) have come via the 3-pointer (35 makes); five games of 3+ triples ... team-high 17 points at #21 Texas on the strength of five 3-pointers.

HIGH SCHOOL: As a senior in 2022-23, he was named the District 14-5A MVP ... 2021-22 District 14-5A First Team ... 2020-21 District 14-5A Sophomore of the Year ... All-State Academic Team member with a 4.0 GPA.

GAME-BY-GAME STATS

| Opponent | Date | GS | MIN | Total | | 3-Pointers | | Free throws | | Rebounds | | | PF | A | TO | BLK | STL | PTS | AVG | |
|----------------------|------------|----|--------|--------|------|------------|------|-------------|-------|----------|-----|-----|-----|----|----|-----|-----|-----|------|-----|
| | | | | FG-FGA | PCT | 3FG-3FGA | PCT | FT-FTA | PCT | OFF | DEF | TOT | | | | | | | | AVG |
| UT Tyler | 11/11/2023 | | 13:06 | 5-11 | .455 | 5-11 | .455 | 3-3 | 1.000 | 0 | 1 | 1 | 1.0 | 1 | 0 | 0 | 0 | 18 | 18.0 | |
| at New Mexico | 11/16/2023 | | 04:39 | 1-4 | .250 | 1-3 | .333 | 0-0 | .000 | 1 | 0 | 1 | 1.0 | 1 | 0 | 0 | 0 | 3 | 10.5 | |
| at Arizona | 11/19/2023 | | 07:18 | 1-3 | .333 | 1-3 | .333 | 0-0 | .000 | 0 | 0 | 0 | 0.7 | 0 | 0 | 1 | 0 | 3 | 8.0 | |
| Alcorn | 11/22/2023 | | 27:36 | 7-13 | .538 | 6-12 | .500 | 0-0 | .000 | 1 | 4 | 5 | 1.8 | 1 | 3 | 2 | 0 | 20 | 11.0 | |
| Texas St. | 11/25/2023 | | 12:27 | 0-2 | .000 | 0-2 | .000 | 1-2 | .500 | 0 | 3 | 3 | 2.0 | 0 | 2 | 0 | 0 | 1 | 9.0 | |
| Abilene Christian | 11/29/2023 | | 19:21 | 3-6 | .500 | 3-6 | .500 | 0-0 | .000 | 1 | 1 | 2 | 2.0 | 2 | 4 | 2 | 0 | 9 | 9.0 | |
| at Grand Canyon | 12/02/2023 | | 22:00 | 3-5 | .600 | 3-5 | .600 | 0-1 | .000 | 0 | 0 | 0 | 1.7 | 3 | 0 | 1 | 0 | 9 | 9.0 | |
| North Texas-Dallas | 12/06/2023 | | 23:35 | 0-3 | .000 | 0-2 | .000 | 0-0 | .000 | 0 | 1 | 1 | 1.6 | 3 | 3 | 1 | 0 | 0 | 7.9 | |
| vs Air Force | 12/16/2023 | | 23:46 | 3-7 | .429 | 3-7 | .429 | 0-0 | .000 | 0 | 1 | 1 | 1.6 | 2 | 3 | 2 | 1 | 1 | 9 | 8.0 |
| at Texas Tech | 12/21/2023 | | 20:48 | 3-9 | .333 | 2-8 | .250 | 0-0 | .000 | 0 | 2 | 2 | 1.6 | 1 | 1 | 1 | 0 | 8 | 8.0 | |
| at North Texas | 12/23/2023 | | 17:57 | 0-5 | .000 | 0-3 | .000 | 0-0 | .000 | 0 | 0 | 0 | 1.5 | 1 | 0 | 2 | 0 | 0 | 7.3 | |
| at Texas | 01/01/2024 | | 31:13 | 6-12 | .500 | 5-10 | .500 | 0-0 | .000 | 1 | 1 | 2 | 1.5 | 2 | 1 | 2 | 0 | 1 | 17 | 8.1 |
| at Tarleton St. | 01/04/2024 | | 08:20 | 0-3 | .000 | 0-3 | .000 | 0-0 | .000 | 0 | 2 | 2 | 1.5 | 0 | 0 | 1 | 0 | 0 | 7.5 | |
| at SFA | 01/06/2024 | * | 31:44 | 4-10 | .400 | 2-7 | .286 | 3-4 | .750 | 1 | 3 | 4 | 1.7 | 4 | 0 | 2 | 0 | 1 | 13 | 7.9 |
| Utah Valley | 01/11/2024 | | 12:56 | 0-5 | .000 | 0-4 | .000 | 1-2 | .500 | 1 | 0 | 1 | 1.7 | 1 | 1 | 1 | 0 | 1 | 7.4 | |
| Seattle U | 01/13/2024 | | 04:34 | 0-2 | .000 | 0-2 | .000 | 0-0 | .000 | 0 | 0 | 0 | 1.6 | 0 | 0 | 0 | 0 | 0 | 6.9 | |
| UTRGV | 01/18/2024 | | 14:32 | 2-7 | .286 | 2-7 | .286 | 0-0 | .000 | 0 | 1 | 1 | 1.5 | 3 | 2 | 1 | 0 | 0 | 6 | 6.9 |
| at Abilene Christian | 01/20/2024 | | 03:46 | 0-2 | .000 | 0-2 | .000 | 0-0 | .000 | 0 | 0 | 0 | 1.4 | 0 | 0 | 0 | 0 | 0 | 6.5 | |
| at Southern Utah | 02/01/2024 | | 03:25 | 1-2 | .500 | 1-2 | .500 | 0-0 | .000 | 0 | 0 | 0 | 1.4 | 1 | 0 | 0 | 0 | 0 | 3 | 6.3 |
| at Utah Tech | 02/03/2024 | | 05:32 | 0-2 | .000 | 0-2 | .000 | 0-0 | .000 | 0 | 1 | 1 | 1.4 | 2 | 1 | 0 | 0 | 0 | 6.0 | |
| at UTRGV | 02/17/2024 | | 11:06 | 1-5 | .200 | 1-4 | .250 | 0-0 | .000 | 0 | 3 | 3 | 1.4 | 1 | 1 | 0 | 0 | 0 | 3 | 5.9 |
| Utah Tech | 02/24/2024 | | 03:47 | 0-2 | .000 | 0-2 | .000 | 0-0 | .000 | 0 | 0 | 0 | 1.4 | 0 | 0 | 1 | 0 | 0 | 5.6 | |
| Totals | | 1 | 323:27 | 40-120 | .333 | 35-107 | .327 | 8-12 | .667 | 6 | 24 | 30 | 1.4 | 29 | 22 | 20 | 1 | 3 | 123 | 5.6 |

22

SHEMAR WILSON

AVONDALE, AZ

SR. × F × 6-9 × 215

@shuh-marr

WAC SECOND TEAM | WAC ALL-DEFENSIVE TEAM

@Shemar21_
 @_22shemar



COMPLETE BIO

Previous School: Phoenix College × High School: Tolleson Union

RECORD HIGHS

POINTS

Career 29, 2x, Last @ New Mexico (11/16/23)

D-I 29 @ New Mexico (11/16/23)

Season Same As D-I

REBOUNDS

Career 18 vs. Tohono O'odham (12/4/20)

D-I 16, 2x, Last @ California Baptist (2/8/24)

Season Same As D-I

OFFENSIVE REBOUNDS

Career 11 vs. Arizona Christian JV (11/14/19)

D-I 8, 3x, Last vs. Utah Valley (1/5/23)

Season 7 @ New Mexico (11/16/23)

BLOCKS

Career 5, 3x, Last @ Southern Utah (2/1/24)

D-I 5, 2x, Last @ Southern Utah (2/1/24)

Season Same As D-I

STEALS

Career 4 vs. Glendale (11/20/20)

D-I 3, 2x, Last vs. UTRGV (1/18/24)

Season Same As D-I

FIELD GOALS MADE

Career 12 vs. Bismarck State (12/29/20)

D-I 11 @ New Mexico (11/16/23)

Season Same As D-I

FREE THROWS MADE

Career 10 vs. Texas State (11/25/23)

D-I Same As Career

Season Same As Career

MINUTES

Career 38, 2x, Last @ Texas Tech (12/21/23)

D-I Same As Career

Season Same As Career

MISCELLANEOUS

| | Season | Career |
|------------------------|--------|--------|
| Double-Figure Points | 18 | 53 |
| Double-Doubles | 7 | 25 |
| 20+ Points | 3 | 8 |
| Double-Figure Rebounds | 13 | 35 |
| 5+ Offensive Rebounds | 5 | 25 |
| 3+ Blocks | 10 | 18 |

Go-To Food Place In Arlington:
Cartel Taco Bar

CAREER STATS (D-I ONLY)

BIO BLAST

WAC PLAYER OF THE WEEK (NOV. 20)

1,000TH COLLEGIATE POINT ON JAN. 18

2023-24: Seven double-doubles are the 2nd most in the WAC ... **ranked 36th nationally with 1.9 blocks** ... has missed seven double-doubles by either 1 or 2 points or rebounds ... **13 double-figure rebounding games leads the WAC** ... one of six players in the nation this year with at least 8 points, 11 rebounds, 5 blocks and 3 steals, which he had at Texas Tech.

2022-23: Ranked 9th in the nation with 3.6 offensive rebounds ... missed the final eight games due to a hip injury.

2019-20 AT PHOENIX COLLEGE: All-Region Second Team (12.1 PPG, 9.8 RPG).

GAME-BY-GAME STATS

| Opponent | Date | GS | MIN | Total | | 3-Pointers | | Free throws | | Rebounds | | | | PF | A | TO | BLK | STL | PTS | AVG | |
|-----------------------|------------|----|-------|--------|---------|------------|-------|-------------|---------|----------|-----|-----|------|-----|----|----|-----|-----|-----|------|------|
| | | | | FG-FGA | PCT | 3FG-3FGA | PCT | FT-FTA | PCT | OFF | DEF | TOT | AVG | | | | | | | | |
| Oral Roberts | 11/06/2023 | * | 34:18 | 2-14 | .143 | 0-0 | .000 | 4-8 | .500 | 6 | 8 | 14 | 14.0 | 0 | 1 | 1 | 1 | 8 | 8.0 | | |
| UT Tyler | 11/11/2023 | * | 19:35 | 4-8 | .500 | 0-0 | .000 | 1-2 | .500 | 6 | 4 | 10 | 12.0 | 1 | 1 | 1 | 0 | 9 | 8.5 | | |
| at New Mexico | 11/16/2023 | * | 33:44 | 11-13 | .846 | 0-1 | .000 | 7-9 | .778 | 7 | 4 | 11 | 11.7 | 4 | 1 | 1 | 2 | 0 | 29 | 15.3 | |
| at Arizona | 11/19/2023 | * | 28:58 | 8-12 | .667 | 1-2 | .500 | 2-2 | 1.000 | 0 | 3 | 3 | 9.5 | 2 | 1 | 1 | 3 | 0 | 19 | 16.3 | |
| Alcorn | 11/22/2023 | * | 25:25 | 3-4 | .750 | 0-0 | .000 | 8-11 | .727 | 4 | 8 | 12 | 10.0 | 3 | 1 | 1 | 3 | 0 | 14 | 15.8 | |
| Texas St. | 11/25/2023 | * | 37:03 | 5-8 | .625 | 1-1 | 1.000 | 10-14 | .714 | 4 | 9 | 13 | 10.5 | 5 | 0 | 3 | 3 | 0 | 21 | 16.7 | |
| Ablene Christian | 11/29/2023 | * | 32:45 | 3-5 | .600 | 0-0 | .000 | 7-12 | .583 | 2 | 9 | 11 | 10.6 | 3 | 3 | 1 | 1 | 1 | 13 | 16.1 | |
| at Grand Canyon | 12/02/2023 | * | 32:20 | 3-8 | .375 | 0-0 | .000 | 2-2 | 1.000 | 2 | 3 | 5 | 9.9 | 5 | 1 | 3 | 1 | 2 | 8 | 15.1 | |
| North Texas-Dallas | 12/06/2023 | * | 16:57 | 3-7 | .429 | 0-1 | .000 | 2-3 | .667 | 2 | 2 | 4 | 9.2 | 2 | 1 | 1 | 0 | 1 | 8 | 14.3 | |
| vs Air Force | 12/16/2023 | * | 28:30 | 4-9 | .444 | 0-0 | .000 | 2-3 | .667 | 4 | 2 | 6 | 8.9 | 2 | 1 | 2 | 2 | 1 | 10 | 13.9 | |
| at Texas Tech | 12/21/2023 | * | 37:28 | 4-8 | .500 | 0-0 | .000 | 0-1 | .000 | 4 | 7 | 11 | 9.1 | 1 | 0 | 1 | 5 | 3 | 8 | 13.4 | |
| at North Texas | 12/23/2023 | * | 28:06 | 6-8 | .750 | 0-0 | .000 | 8-9 | .889 | 2 | 3 | 5 | 8.8 | 2 | 0 | 1 | 1 | 1 | 20 | 13.9 | |
| at Texas | 01/01/2024 | * | 31:04 | 3-14 | .214 | 0-1 | .000 | 2-2 | 1.000 | 2 | 2 | 4 | 8.4 | 4 | 1 | 1 | 4 | 0 | 8 | 13.5 | |
| at Tarleton St. | 01/04/2024 | * | 28:22 | 1-3 | .333 | 0-1 | .000 | 6-8 | .750 | 0 | 1 | 1 | 7.9 | 3 | 2 | 1 | 2 | 0 | 8 | 13.1 | |
| at SFA | 01/06/2024 | * | 34:20 | 5-7 | .714 | 0-0 | .000 | 1-1 | 1.000 | 2 | 4 | 6 | 7.7 | 5 | 2 | 5 | 3 | 0 | 11 | 12.9 | |
| Utah Valley | 01/11/2024 | * | 35:48 | 3-6 | .500 | 1-3 | .333 | 4-6 | .667 | 0 | 12 | 12 | 8.0 | 4 | 2 | 5 | 3 | 1 | 11 | 12.8 | |
| Seattle U | 01/13/2024 | * | 27:56 | 4-4 | 1.000 | 0-0 | .000 | 5-6 | .833 | 1 | 5 | 6 | 7.9 | 3 | 1 | 5 | 0 | 0 | 13 | 12.8 | |
| UTRGV | 01/18/2024 | * | 34:28 | 2-5 | .400 | 0-0 | .000 | 7-7 | 1.000 | 1 | 9 | 10 | 8.0 | 1 | 4 | 1 | 4 | 3 | 11 | 12.7 | |
| at Abilene Christian | 01/20/2024 | * | 33:40 | 4-6 | .667 | 1-1 | 1.000 | 2-6 | .333 | 6 | 6 | 12 | 8.2 | 3 | 1 | 3 | 1 | 0 | 11 | 12.6 | |
| Grand Canyon | 01/27/2024 | * | 28:25 | 3-9 | .333 | 0-2 | .000 | 4-4 | 1.000 | 3 | 3 | 6 | 8.1 | 5 | 0 | 1 | 4 | 2 | 10 | 12.5 | |
| at Southern Utah | 02/01/2024 | * | 30:28 | 1-7 | .143 | 0-1 | .000 | 0-0 | .000 | 0 | 6 | 6 | 8.0 | 4 | 0 | 1 | 5 | 0 | 2 | 12.0 | |
| at Utah Tech | 02/03/2024 | * | 26:46 | 7-9 | .778 | 0-0 | .000 | 2-3 | .667 | 3 | 6 | 9 | 8.0 | 4 | 2 | 2 | 0 | 0 | 16 | 12.2 | |
| at California Baptist | 02/08/2024 | * | 34:57 | 4-12 | .333 | 0-1 | .000 | 1-2 | .500 | 4 | 12 | 16 | 8.4 | 4 | 2 | 1 | 1 | 0 | 9 | 12.0 | |
| SFA | 02/10/2024 | * | 27:35 | 3-5 | .600 | 1-1 | 1.000 | 0-1 | .000 | 3 | 8 | 11 | 8.5 | 4 | 1 | 0 | 2 | 1 | 7 | 11.8 | |
| Tarleton St. | 02/15/2024 | * | 17:58 | 2-2 | 1.000 | 0-0 | .000 | 4-6 | .667 | 1 | 0 | 1 | 8.2 | 4 | 1 | 1 | 1 | 0 | 8 | 11.7 | |
| at UTRGV | 02/17/2024 | * | 18:42 | 6-9 | .667 | 0-1 | .000 | 3-3 | 1.000 | 4 | 3 | 7 | 8.2 | 4 | 1 | 1 | 1 | 0 | 15 | 11.8 | |
| Southern Utah | 02/22/2024 | * | 28:49 | 3-8 | .375 | 0-1 | .000 | 2-4 | .500 | 3 | 7 | 10 | 8.2 | 2 | 1 | 1 | 1 | 1 | 8 | 11.7 | |
| Utah Tech | 02/24/2024 | * | 30:11 | 3-8 | .375 | 0-1 | .000 | 7-10 | .700 | 2 | 2 | 4 | 8.1 | 5 | 2 | 2 | 0 | 2 | 13 | 11.7 | |
| at Seattle U | 02/29/2024 | * | 30:27 | 6-8 | .750 | 0-0 | .000 | 7-9 | .778 | 2 | 5 | 7 | 8.0 | 3 | 2 | 1 | 1 | 0 | 19 | 12.0 | |
| at Utah Valley | 03/02/2024 | * | 33:22 | 2-6 | .333 | 0-0 | .000 | 9-11 | .818 | 5 | 3 | 8 | 8.0 | 1 | 5 | 2 | 1 | 0 | 13 | 12.0 | |
| California Baptist | 03/07/2024 | * | 27:49 | 3-6 | .500 | 0-0 | .000 | 0-0 | .000 | 2 | 2 | 4 | 7.9 | 4 | 0 | 2 | 3 | 2 | 6 | 11.8 | |
| Totals | | | 31 | 916:17 | 121-238 | .508 | 5-19 | .263 | 119-165 | .721 | 87 | 158 | 245 | 7.9 | 97 | 41 | 53 | 59 | 22 | 366 | 11.8 |

| | | | | Field Goals | | 3-Point | | F-Throws | | Rebounds | | | | | | | | | | Scoring | |
|---------|------|-------|-----------|-------------|------|----------|------|----------|------|----------|-----|-----|-----|-------|----|-----|-----|-----|-----|---------|--|
| SEASON | TEAM | GP-GS | MIN/AVG | FG-FGA | FG% | 3FG-3FGA | 3FG% | FT-FTA | FT% | OFF | DEF | TOT | AVG | PF-FO | A | TO | BLK | STL | PTS | AVG | |
| 2021-22 | UTA | 26-4 | 351/13.5 | 53-86 | .616 | 0-1 | .000 | 28-46 | .609 | 47 | 52 | 99 | 3.8 | 62-1 | 10 | 19 | 8 | 8 | 134 | 5.2 | |
| 2022-23 | UTA | 24-21 | 563/23.5 | 90-164 | .549 | 3-6 | .500 | 79-116 | .681 | 87 | 101 | 188 | 7.8 | 70-2 | 19 | 45 | 23 | 12 | 262 | 10.9 | |
| 2023-24 | UTA | 31-31 | 916/29.6 | 121-238 | .508 | 5-19 | .263 | 119-165 | .721 | 87 | 158 | 245 | 7.9 | 97-5 | 41 | 53 | 59 | 22 | 366 | 11.8 | |
| TOTAL | | 81-56 | 1830/22.6 | 264-488 | .541 | 8-26 | .308 | 226-327 | .691 | 221 | 311 | 532 | 6.6 | 229-8 | 70 | 117 | 90 | 42 | 762 | 9.4 | |



23



STERLING GASTON-CHAPMAN

WICHITA, KS

JR. × G × 6-4 × 218

gas-TUN



@SGC03_



@officialsgc23

COMPLETE BIO



Previous School: Tulsa × High School: Campus

RECORD HIGHS

POINTS

Career 11 @ South Florida (3/1/23)
Season 9 @ Stephen F. Austin (1/6/24)

REBOUNDS

Career 8 vs. UNT Dallas (12/6/23)
Season Same As Career

ASSISTS

Career 3 @ Tulane (1/4/23)
Season 2 vs. UNT Dallas (12/6/23)

STEALS

Career 3 vs. UCF (2/26/23)
Season 2, 2x, Last @ UTRGV (2/17/24)

FIELD GOALS MADE

Career 3, 5x, Last @ South Florida (3/1/23)
Season 2, 4x, Last @ Utah Tech (2/3/24)

3-POINTERS MADE

Career 1, 8x, Last @ Utah Valley (3/2/24)
Season 1, 4x, Last @ Utah Valley (3/2/24)

FREE THROWS MADE

Career 6, 2x, Last @ Stephen F. Austin (1/6/24)
Season 6 @ Stephen F. Austin (1/6/24)

MINUTES

Career 31 @ South Florida (3/1/23)
Season 16, 3x, Last @ Abilene Christian (1/20/24)

MISCELLANEOUS

| | Season | Career |
|----------------------|--------|--------|
| Double-Figure Points | -- | 1 |
| 20+ Points | -- | -- |
| Double-Doubles | -- | -- |
| 5+ Rebounds | 1 | 7 |
| 3+ 3-Pointers | -- | -- |
| 2+ Steals | 2 | 7 |

- **Favorite Restaurant:** Tasty Tails (New Orleans Seafood)
- **Bad Habits:** Procrastination & Biting His Nails
- **Gets His News From:** Instagram & YouTube.
- **Biggest Fear:** Not Accomplishing His Goals

CAREER STATS

| | | | | Field Goals | | 3-Point | | F-Throws | | Rebounds | | | | | | | | | Scoring | |
|---------------|-------|-------|----------|-------------|------|----------|------|----------|------|----------|-----|-----|-----|-------|----|----|-----|-----|---------|-----|
| SEASON | TEAM | GP-GS | MIN/AVG | FG-FGA | FG% | 3FG-3FGA | 3FG% | FT-FTA | FT% | OFF | DEF | TOT | AVG | PF-FO | A | TO | BLK | STL | PTS | AVG |
| 2021-22 | Tulsa | 17-0 | 88/5.2 | 7-17 | .412 | 1-5 | .200 | 10-17 | .588 | 9 | 5 | 14 | 0.8 | 19-1 | 0 | 6 | 1 | 3 | 25 | 1.5 |
| 2022-23 | Tulsa | 30-18 | 534/17.8 | 39-125 | .312 | 3-27 | .111 | 36-48 | .750 | 39 | 52 | 91 | 3.0 | 71-3 | 10 | 26 | 7 | 24 | 117 | 3.9 |
| 2023-24 | UTA | 23-5 | 227/9.9 | 17-49 | .347 | 4-14 | .286 | 17-26 | .654 | 19 | 19 | 38 | 1.7 | 38-0 | 7 | 6 | 3 | 12 | 55 | 2.4 |
| TOTAL FOR UTA | | 23-5 | 227/9.9 | 17-49 | .347 | 4-14 | .286 | 17-26 | .654 | 19 | 19 | 38 | 1.7 | 38-0 | 7 | 6 | 3 | 12 | 55 | 2.4 |
| TOTAL | | 70-23 | 849/12.1 | 63-191 | .330 | 8-46 | .174 | 63-91 | .692 | 67 | 76 | 143 | 2.0 | 128-4 | 17 | 38 | 11 | 39 | 197 | 2.8 |

BIO BLAST

2023-24: Season-best 9 points at SFA; those were his first points versus a Division-I opponent all year ... had 10 points on the season entering the game (5 each against UT Tyler and UNT Dallas) ... career-high 8 rebounds in the UNT Dallas contest ... started five-straight games from Feb. 10-24.

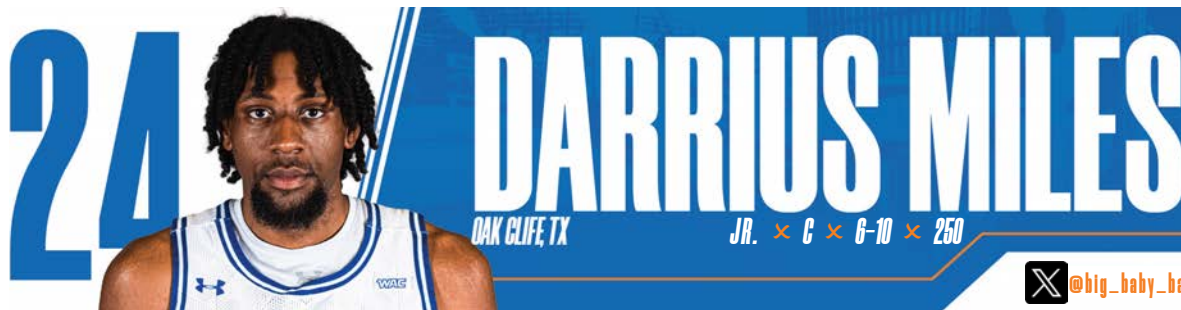
2022-23 AT TULSA: Made 18 starts and played in all 30 games, averaging 3.9 points and 3 rebounds per contest ... scored a season-high 11 points in the regular-season finale at South Florida (Mar. 1) ... reached at least 8 points on five other occasions.

2021-22 AT TULSA: Delivered a season-high 7 points off the bench at UCF (Feb. 14) ... appeared in 13 of the final 14 games of the year.

GAME-BY-GAME STATS

| Opponent | Date | GS | MIN | Total | | 3-Pointers | | Free throws | | Rebounds | | | | PF | A | TO | BLK | STL | PTS | AVG |
|-----------------------|------------|----|--------|--------|-------|------------|-------|-------------|-------|----------|-----|-----|-----|----|---|----|-----|-----|-----|-----|
| | | | | FG-FGA | PCT | 3FG-3FGA | PCT | FT-FTA | PCT | OFF | DEF | TOT | AVG | | | | | | | |
| Oral Roberts | 11/06/2023 | | 02:04 | 0-0 | .000 | 0-0 | .000 | 0-0 | .000 | 1 | 0 | 1 | 1.0 | 0 | 0 | 0 | 0 | 0 | 0 | 0.0 |
| UT Tyler | 11/11/2023 | | 15:42 | 2-4 | .500 | 0-2 | .000 | 1-1 | 1.000 | 0 | 2 | 2 | 1.5 | 1 | 0 | 1 | 0 | 1 | 5 | 2.5 |
| at Arizona | 11/19/2023 | | 08:31 | 0-4 | .000 | 0-0 | .000 | 0-0 | .000 | 1 | 0 | 1 | 1.3 | 4 | 0 | 1 | 0 | 0 | 0 | 1.7 |
| Alcorn | 11/22/2023 | | 01:26 | 0-0 | .000 | 0-0 | .000 | 0-0 | .000 | 0 | 0 | 0 | 1.0 | 0 | 0 | 0 | 0 | 0 | 0 | 1.3 |
| North Texas-Dallas | 12/06/2023 | | 15:45 | 2-8 | .250 | 0-4 | .000 | 1-2 | .500 | 5 | 3 | 8 | 2.4 | 2 | 2 | 1 | 0 | 1 | 5 | 2.0 |
| at North Texas | 12/23/2023 | | 08:58 | 0-2 | .000 | 0-0 | .000 | 0-0 | .000 | 0 | 1 | 1 | 2.2 | 2 | 0 | 1 | 0 | 0 | 0 | 1.7 |
| at SFA | 01/06/2024 | | 13:12 | 1-1 | 1.000 | 1-1 | 1.000 | 6-8 | .750 | 0 | 1 | 1 | 2.0 | 3 | 0 | 0 | 0 | 0 | 9 | 2.7 |
| Utah Valley | 01/11/2024 | | 08:02 | 1-2 | .500 | 0-0 | .000 | 1-2 | .500 | 0 | 2 | 2 | 2.0 | 3 | 0 | 0 | 0 | 1 | 3 | 2.8 |
| Seattle U | 01/13/2024 | | 11:30 | 0-1 | .000 | 0-1 | .000 | 1-2 | .500 | 0 | 1 | 1 | 1.9 | 4 | 1 | 1 | 1 | 1 | 1 | 2.6 |
| UTRGV | 01/18/2024 | | 14:17 | 0-2 | .000 | 0-0 | .000 | 0-0 | .000 | 1 | 1 | 2 | 1.9 | 3 | 1 | 0 | 1 | 0 | 0 | 2.3 |
| at Abilene Christian | 01/20/2024 | | 15:33 | 1-1 | 1.000 | 0-0 | .000 | 3-4 | .750 | 2 | 2 | 4 | 2.1 | 0 | 0 | 0 | 0 | 0 | 5 | 2.5 |
| Grand Canyon | 01/27/2024 | | 02:32 | 0-0 | .000 | 0-0 | .000 | 0-0 | .000 | 0 | 0 | 0 | 1.9 | 1 | 0 | 1 | 0 | 0 | 0 | 2.3 |
| at Southern Utah | 02/01/2024 | | 10:55 | 2-3 | .667 | 0-0 | .000 | 0-0 | .000 | 1 | 1 | 2 | 1.9 | 0 | 0 | 0 | 0 | 1 | 4 | 2.5 |
| at Utah Tech | 02/03/2024 | | 09:06 | 2-3 | .667 | 0-0 | .000 | 0-0 | .000 | 0 | 0 | 0 | 1.8 | 0 | 0 | 0 | 0 | 0 | 4 | 2.6 |
| at California Baptist | 02/08/2024 | | 13:40 | 1-2 | .500 | 0-0 | .000 | 0-1 | .000 | 0 | 1 | 1 | 1.7 | 2 | 0 | 0 | 0 | 1 | 2 | 2.5 |
| SFA | 02/10/2024 | * | 12:00 | 1-2 | .500 | 1-1 | 1.000 | 0-0 | .000 | 1 | 1 | 2 | 1.8 | 2 | 1 | 0 | 0 | 0 | 3 | 2.6 |
| Tarleton St. | 02/15/2024 | * | 10:07 | 1-4 | .250 | 0-1 | .000 | 2-2 | 1.000 | 4 | 0 | 4 | 1.9 | 4 | 1 | 0 | 0 | 2 | 4 | 2.6 |
| at UTRGV | 02/17/2024 | * | 14:17 | 1-2 | .500 | 0-1 | .000 | 2-4 | .500 | 2 | 0 | 2 | 1.9 | 0 | 1 | 0 | 0 | 2 | 4 | 2.7 |
| Southern Utah | 02/22/2024 | * | 06:15 | 1-1 | 1.000 | 1-1 | 1.000 | 0-0 | .000 | 0 | 0 | 0 | 1.8 | 1 | 0 | 0 | 0 | 0 | 3 | 2.7 |
| Utah Tech | 02/24/2024 | * | 09:19 | 0-2 | .000 | 0-1 | .000 | 0-0 | .000 | 0 | 0 | 0 | 1.7 | 1 | 0 | 0 | 0 | 0 | 0 | 2.6 |
| at Seattle U | 02/29/2024 | | 05:17 | 0-1 | .000 | 0-0 | .000 | 0-0 | .000 | 0 | 1 | 1 | 1.7 | 2 | 0 | 0 | 0 | 0 | 0 | 2.5 |
| at Utah Valley | 03/02/2024 | | 14:27 | 1-3 | .333 | 1-1 | 1.000 | 0-0 | .000 | 1 | 2 | 3 | 1.7 | 1 | 0 | 0 | 0 | 1 | 3 | 2.5 |
| California Baptist | 03/07/2024 | | 03:42 | 0-1 | .000 | 0-0 | .000 | 0-0 | .000 | 0 | 0 | 0 | 1.7 | 2 | 0 | 0 | 1 | 1 | 0 | 2.4 |
| Totals | | 5 | 226:38 | 17-49 | .347 | 4-14 | .286 | 17-26 | .654 | 19 | 19 | 38 | 1.7 | 38 | 7 | 6 | 3 | 12 | 55 | 2.4 |

MORE INFO ON MIDDLE NAME: PAGE 11



COMPLETE BIO

Previous Schools: Western Kentucky / Odessa College x High School: Oak Cliff Faith Family Academy

RECORD HIGHS

POINTS

Career 12 vs. Loyalty College Prep (1/29/21)
D-I 9 vs. UNT Dallas (12/6/23)
Season Same As D-I

REBOUNDS

Career 5 vs. UT Tyler (11/11/23)
D-I Same As Career
Season Same As Career

OFFENSIVE REBOUNDS

Career 3 vs. Loyalty College Prep (1/29/21)
D-I 2, 3x, Last vs. UT Tyler (11/11/23)
Season 2 vs. UT Tyler (11/11/23)

BLOCKS

Career 2 vs. Midland (3/6/21)
D-I 1, 2x, Last @ Stephen F. Austin (1/6/24)
Season Same As D-I

STEALS

Career 1 vs. Clarendon (2/25/21)
D-I
Season

FIELD GOALS MADE

Career 6 vs. Loyalty College Prep (1/29/21)
D-I 4 vs. UNT Dallas (12/6/23)
Season Same As D-I

FREE THROWS MADE

Career 4 @ North Texas (12/23/23)
D-I Same As Career
Season Same As Career

MINUTES

Career 16 vs. Loyalty College Prep (1/29/21)
D-I 14 vs. UNT Dallas (12/6/23)
Season Same As D-I

MISCELLANEOUS

| | Season | Career |
|-----------------------|--------|--------|
| Double-Figure Points | -- | 1 |
| Double-Doubles | -- | -- |
| 20+ Points | -- | -- |
| 3+ Offensive Rebounds | -- | 1 |
| 2+ Blocks | -- | 1 |

- **Go-To Food:** Henderson Chicken
- **Must-Have App:** Instagram

CAREER STATS (D-I ONLY)

| SEASON | TEAM | GP-GS | MIN/AVG | Field Goals | 3-Point | F-Throws | Rebounds | Scoring |
|----------------------|--------|-------------|----------------|-------------------|------------------|------------------|--------------------|----------------------------|
| | | | | FG-FGA FG% | 3FG-3FGA 3FG% | FT-FTA FT% | OFF DEF TOT AVG | PF-FO A TO BLK STL PTS AVG |
| 2021-22 | WestKy | 1-0 | 10/10.0 | 2-5 .400 | 0-1 .000 | 0-0 .000 | 2 0 2 2.0 | 2-0 0 0 0 0 4 4.0 |
| 2022-23 | WestKy | 10-0 | 27/2.7 | 6-12 .500 | 1-3 .333 | 0-2 .000 | 3 2 5 0.5 | 4-0 0 0 0 0 13 1.3 |
| 2023-24 | UTA | 13-0 | 73/5.6 | 11-25 .440 | 1-9 .111 | 6-11 .545 | 4 12 16 1.2 | 9-0 0 9 2 0 29 2.2 |
| TOTAL FOR UTA | | 13-0 | 73/5.6 | 11-25 .440 | 1-9 .111 | 6-11 .545 | 4 12 16 1.2 | 9-0 0 9 2 0 29 2.2 |
| TOTAL | | 24-0 | 110/4.6 | 19-42 .452 | 2-13 .154 | 6-13 .462 | 9 14 23 1.0 | 15-0 0 9 2 0 46 1.9 |

BIO BLAST

Transferred to UTA following two years at Western Kentucky and one semester at Odessa College.

2023-24: First points this year against a Division-I opponent with 3 at #3 Arizona, including his first-career free throw versus any D-I team ... D-I point high with 9 opposite UNT Dallas, all of which came in the 1st half.

2022-23 AT WESTERN KENTUCKY: Appeared in 10 games ... averaged 1.3 points in just 2.7 minutes per contest ... shot 50 percent (6-12) from the field for the year.

2021-22 AT WESTERN KENTUCKY: Played in one game, recording four points and two rebounds in 10 minutes of action at Kentucky (Dec. 22).

GAME-BY-GAME STATS

| Opponent | Date | GS | MIN | Total FG-FGA | PCT | 3FG-3FGA | PCT | FT-FTA | PCT | Rebounds OFF DEF TOT AVG | PF | A | TO | BLK | STL | PTS | AVG |
|--------------------|------------|----------|--------------|--------------|-------------|------------|-------------|-------------|-------------|--------------------------|----------|----------|----------|----------|----------|-----------|------------|
| UT Tyler | 11/11/2023 | | 13:22 | 2-3 | .667 | 0-1 | .000 | 0-0 | .000 | 2 3 5 5.0 | 3 | 0 | 2 | 0 | 0 | 4 | 4.0 |
| at Arizona | 11/19/2023 | | 08:38 | 1-3 | .333 | 0-1 | .000 | 1-3 | .333 | 0 2 2 3.5 | 0 | 0 | 1 | 0 | 0 | 3 | 3.5 |
| Alcorn | 11/22/2023 | | 02:35 | 1-2 | .500 | 0-1 | .000 | 0-0 | .000 | 0 1 1 2.7 | 0 | 0 | 1 | 0 | 0 | 2 | 3.0 |
| Texas St. | 11/25/2023 | | 00:07 | 0-0 | .000 | 0-0 | .000 | 0-0 | .000 | 0 0 0 2.0 | 0 | 0 | 0 | 0 | 0 | 0 | 2.3 |
| North Texas-Dallas | 12/06/2023 | | 13:55 | 4-9 | .444 | 1-4 | .250 | 0-0 | .000 | 1 2 3 2.2 | 1 | 0 | 1 | 1 | 0 | 9 | 3.6 |
| at North Texas | 12/23/2023 | | 03:20 | 0-1 | .000 | 0-1 | .000 | 4-4 | 1.000 | 1 0 1 2.0 | 0 | 0 | 0 | 0 | 0 | 4 | 3.7 |
| at Texas | 01/01/2024 | | 01:54 | 1-1 | 1.000 | 0-0 | .000 | 0-2 | .000 | 0 0 0 1.7 | 0 | 0 | 0 | 0 | 0 | 2 | 3.4 |
| at SFA | 01/06/2024 | | 06:29 | 1-2 | .500 | 0-0 | .000 | 0-0 | .000 | 0 2 2 1.8 | 1 | 0 | 1 | 1 | 0 | 2 | 3.3 |
| Grand Canyon | 01/27/2024 | | 09:14 | 1-2 | .500 | 0-1 | .000 | 0-0 | .000 | 0 0 0 1.6 | 2 | 0 | 1 | 0 | 0 | 2 | 3.1 |
| at Southern Utah | 02/01/2024 | | 04:25 | 0-2 | .000 | 0-0 | .000 | 0-0 | .000 | 0 0 0 1.4 | 0 | 0 | 0 | 0 | 0 | 0 | 2.8 |
| at Utah Tech | 02/03/2024 | | 00:01 | 0-0 | .000 | 0-0 | .000 | 0-0 | .000 | 0 0 0 1.3 | 0 | 0 | 0 | 0 | 0 | 0 | 2.5 |
| SFA | 02/10/2024 | | 05:25 | 0-0 | .000 | 0-0 | .000 | 0-0 | .000 | 0 1 1 1.3 | 1 | 0 | 1 | 0 | 0 | 0 | 2.3 |
| at UTRGV | 02/17/2024 | | 03:10 | 0-0 | .000 | 0-0 | .000 | 1-2 | .500 | 0 1 1 1.2 | 1 | 0 | 1 | 0 | 0 | 1 | 2.2 |
| Totals | | 0 | 72:35 | 11-25 | .440 | 1-9 | .111 | 6-11 | .545 | 4 12 16 1.2 | 9 | 0 | 9 | 2 | 0 | 29 | 2.2 |



30



FABIO BASILI

ORLANDO, FL

SO. × G × 6-4 × 175

fah-bee-oh buh-silly

 @BucketFobb

 @bucket.fob



Previous School: Louisville × High School: Oak Ridge

RECORD HIGHS

POINTS

Career 15 @ Grand Canyon (12/2/23)
Season Same As Career

REBOUNDS

Career 5 @ Virginia (3/4/23)
Season 4 vs. Oral Roberts (11/6/23)

ASSISTS

Career 6 vs. UNT Dallas (12/6/23)
Season Same As Career

STEALS

Career 2 vs. Florida A&M (12/17/22)
Season 1, 3x, Last @ #21 Texas (1/1/24)

FIELD GOALS MADE

Career 5 @ Grand Canyon (12/2/23)
Season Same As Career

3-POINTERS MADE

Career 2, 3x, Last @ Stephen F. Austin (1/6/24)
Season 2, 2x, Last @ Stephen F. Austin (1/6/24)

FREE THROWS MADE

Career 4 @ Grand Canyon (12/2/23)
Season Same As Career

MINUTES

Career 18 @ #3 Arizona (11/19/23)
Season Same As Career

MISCELLANEOUS

| | Season | Career |
|----------------------|--------|--------|
| Double-Figure Points | 1 | 1 |
| 20+ Points | -- | -- |
| 3+ 3-Pointers | -- | -- |
| 5+ Rebounds | -- | 1 |
| Games w/ A Steal | 3 | 11 |

- Go-To Fast Food: Chick-fil-A
- Spare Time: Fishing & Hunting
- Bad Habit: Too Much Screen Time
- Pet Peeve: Lying
- Underrated Part Of His Game: Dunking

CAREER STATS

| | | | | Field Goals | | 3-Point | | F-Throws | | Rebounds | | | | | | | | | Scoring | |
|---------------|------|-------|---------|-------------|------|----------|------|----------|------|----------|-----|-----|-----|-------|----|----|-----|-----|---------|-----|
| SEASON | TEAM | GP-GS | MIN/AVG | FG-FGA | FG% | 3FG-3FGA | 3FG% | FT-FTA | FT% | OFF | DEF | TOT | AVG | PF-FO | A | TO | BLK | STL | PTS | AVG |
| 2022-23 | LOU | 17-0 | 138/8.1 | 10-37 | .270 | 3-14 | .214 | 4-7 | .571 | 5 | 18 | 23 | 1.4 | 28-0 | 10 | 11 | 1 | 9 | 27 | 1.6 |
| 2023-24 | UTA | 19-0 | 134/7.1 | 24-50 | .480 | 9-26 | .346 | 12-15 | .800 | 5 | 17 | 22 | 1.2 | 24-0 | 17 | 21 | 2 | 3 | 69 | 3.6 |
| TOTAL FOR UTA | | 19-0 | 134/7.1 | 24-50 | .480 | 9-26 | .346 | 12-15 | .800 | 5 | 17 | 22 | 1.2 | 24-0 | 17 | 21 | 2 | 3 | 69 | 3.6 |
| TOTAL | | 36-0 | 273/7.6 | 34-87 | .391 | 12-40 | .300 | 16-22 | .727 | 10 | 35 | 45 | 1.3 | 52-0 | 27 | 32 | 3 | 12 | 96 | 2.7 |

BIO BLAST

Transferred from Louisville ... 3-star recruit coming out of high school who chose Louisville over Kansas State, DePaul, Florida Atlantic and others ... originally planned to be a part of the 2022 class, reclassified to 2023 and then returned to the 2022 class after completing some course work.

2023-24: Career-high 15 points at Grand Canyon; had 19 total points on the year entering the game ... career-best 6 assists versus UNT Dallas ... 8 points at SFA; 7 points previous five games total ... 9 points at UTRGV, all in the final 7 minutes.

2022-23 AT LOUISVILLE: Averaged 1.6 and 1.4 rebounds in limited minutes.

PAINT TOUCHES

Member of the 2022-23 All-ACC Academic Men's Basketball Team.

Scored more than 1,600 career points at Oak Ridge High School, helping his team to the state semifinals twice and the quarterfinals once.

Averaged 19.6 points, 4.8 assists and 4.1 rebounds per game as a senior in 2021-22, shooting 55% from the field and 39% from 3-point range and receiving Honorable Mention All-State recognition.

Best moment of his athletic career to this point was winning AAU Nationals and Peach Jam in the same year.

Dad is from Italy; mom is from Zambia in southern Africa. His grandparents moved the family from Italy to Africa, where his parents met. His grandparents owned and operated a grocery shop in Zambia.

GAME-BY-GAME STATS

| Opponent | Date | GS | MIN | Total | | 3-Pointers | | Free throws | | Rebounds | | | | PF | A | TO | BLK | STL | PTS | AVG | |
|--------------------|------------|----|-------|--------|-------|------------|-------|-------------|-------|----------|-----|-----|-----|-----|----|----|-----|-----|-----|-----|-----|
| | | | | FG-FGA | PCT | 3FG-3FGA | PCT | FT-FTA | PCT | OFF | DEF | TOT | AVG | | | | | | | | |
| Oral Roberts | 11/06/2023 | | 13:00 | 3-5 | .600 | 0-2 | .000 | 0-0 | .000 | 1 | 3 | 4 | 4.0 | 0 | 2 | 2 | 1 | 1 | 6 | 6.0 | |
| UT Tyler | 11/11/2023 | | 08:11 | 0-0 | .000 | 0-0 | .000 | 0-0 | .000 | 0 | 1 | 1 | 2.5 | 2 | 3 | 4 | 0 | 0 | 0 | 3.0 | |
| at New Mexico | 11/16/2023 | | 05:37 | 3-3 | 1.000 | 1-1 | 1.000 | 0-0 | .000 | 0 | 0 | 0 | 1.7 | 2 | 0 | 0 | 0 | 0 | 7 | 4.3 | |
| at Arizona | 11/19/2023 | | 17:30 | 2-7 | .286 | 2-4 | .500 | 0-0 | .000 | 0 | 3 | 3 | 2.0 | 1 | 3 | 2 | 0 | 0 | 6 | 4.8 | |
| Alcorn | 11/22/2023 | | 02:25 | 0-0 | .000 | 0-0 | .000 | 0-0 | .000 | 0 | 0 | 0 | 1.6 | 0 | 0 | 1 | 0 | 0 | 0 | 3.8 | |
| Texas St. | 11/25/2023 | | 03:14 | 0-0 | .000 | 0-0 | .000 | 0-0 | .000 | 0 | 0 | 0 | 1.3 | 2 | 0 | 0 | 0 | 0 | 0 | 3.2 | |
| at Grand Canyon | 12/02/2023 | | 13:29 | 5-8 | .625 | 1-3 | .333 | 4-4 | 1.000 | 0 | 2 | 2 | 1.4 | 4 | 0 | 2 | 1 | 0 | 15 | 4.9 | |
| North Texas-Dallas | 12/06/2023 | | 17:04 | 2-5 | .400 | 1-3 | .333 | 0-1 | .000 | 1 | 2 | 3 | 1.6 | 2 | 6 | 4 | 0 | 1 | 5 | 4.9 | |
| vs Air Force | 12/16/2023 | | 03:22 | 0-0 | .000 | 0-0 | .000 | 0-0 | .000 | 0 | 0 | 0 | 1.4 | 0 | 1 | 0 | 0 | 0 | 0 | 4.3 | |
| at Texas Tech | 12/21/2023 | | 01:15 | 0-1 | .000 | 0-0 | .000 | 0-0 | .000 | 0 | 0 | 0 | 1.3 | 0 | 0 | 0 | 0 | 0 | 0 | 3.9 | |
| at North Texas | 12/23/2023 | | 08:45 | 1-2 | .500 | 0-0 | .000 | 0-0 | .000 | 1 | 1 | 2 | 1.4 | 0 | 0 | 0 | 0 | 0 | 2 | 3.7 | |
| at Texas | 01/01/2024 | | 04:17 | 0-1 | .000 | 0-0 | .000 | 0-0 | .000 | 0 | 0 | 0 | 1.3 | 0 | 0 | 0 | 0 | 1 | 0 | 3.4 | |
| at SFA | 01/06/2024 | | 12:24 | 2-4 | .500 | 2-3 | .667 | 2-2 | 1.000 | 2 | 1 | 3 | 1.4 | 1 | 0 | 3 | 0 | 0 | 8 | 3.8 | |
| at Southern Utah | 02/01/2024 | | 01:29 | 1-2 | .500 | 0-1 | .000 | 0-0 | .000 | 0 | 0 | 0 | 1.3 | 4 | 0 | 1 | 0 | 0 | 2 | 3.6 | |
| SFA | 02/10/2024 | | 04:40 | 1-1 | 1.000 | 1-1 | 1.000 | 0-0 | .000 | 0 | 1 | 1 | 1.3 | 3 | 0 | 1 | 0 | 0 | 3 | 3.6 | |
| at UTRGV | 02/17/2024 | | 06:43 | 2-5 | .400 | 1-4 | .250 | 4-6 | .667 | 0 | 0 | 0 | 1.2 | 1 | 0 | 0 | 0 | 0 | 9 | 3.9 | |
| at Seattle U | 02/29/2024 | | 02:20 | 0-1 | .000 | 0-1 | .000 | 0-0 | .000 | 0 | 0 | 0 | 1.1 | 1 | 0 | 0 | 0 | 0 | 0 | 3.7 | |
| at Utah Valley | 03/02/2024 | | 02:23 | 0-1 | .000 | 0-1 | .000 | 2-2 | 1.000 | 0 | 2 | 2 | 1.2 | 0 | 2 | 0 | 0 | 0 | 2 | 3.6 | |
| California Baptist | 03/07/2024 | | 06:05 | 2-4 | .500 | 0-2 | .000 | 0-0 | .000 | 0 | 1 | 1 | 1.2 | 1 | 0 | 1 | 0 | 0 | 4 | 3.6 | |
| Totals | | | 0 | 134:14 | 24-50 | .480 | 9-26 | .346 | 12-15 | .800 | 5 | 17 | 22 | 1.2 | 24 | 17 | 21 | 2 | 3 | 69 | 3.6 |

STARTING LINEUPS GAME-BY-GAME

| DATE | OPPONENT | PG | SG | SF | PF | C | UTA RECORD |
|------------|-----------------------|----------|----------------|----------|--------|--------|------------|
| Nov. 6 | Oral Roberts | Vining | Talbot | Gordon | Koroma | Wilson | 1-0 |
| Nov. 11 | UT Tyler | Vining | Talbot | Gordon | Koroma | Wilson | 2-0 |
| Nov. 16 | @ New Mexico | Vining | Talbot | Gordon | Koroma | Wilson | 2-1 |
| Nov. 19 | @ #3 Arizona | Vining | Talbot | Gordon | Koroma | Wilson | 2-2 |
| Nov. 22 | Alcorn State | Williams | Talbot | Gordon | Koroma | Wilson | 3-2 |
| Nov. 25 | Texas State | Williams | Talbot | Vining | Koroma | Wilson | 3-3 |
| Nov. 29 | Abilene Christian* | Williams | Talbot | Vining | Koroma | Wilson | 4-3 |
| Dec. 2 | @ Grand Canyon* | Williams | Talbot | Gordon | Koroma | Wilson | 4-4 |
| Dec. 6 | UNT Dallas | Williams | Talbot | Gordon | Cash | Wilson | 5-4 |
| Dec. 16 | vs. Air Force | Russell | Talbot | Williams | Koroma | Wilson | 6-4 |
| Dec. 21 | @ Texas Tech | Russell | Williams | Gordon | Koroma | Wilson | 6-5 |
| Dec. 23 | @ North Texas | Russell | Williams | Gordon | Koroma | Wilson | 6-6 |
| Jan. 1 | @ #21 Texas | Russell | Williams | Gordon | Koroma | Wilson | 6-7 |
| Jan. 4 | @ Tarleton State* | Russell | Williams | Gordon | Koroma | Wilson | 6-8 |
| Jan. 6 | @ Stephen F. Austin* | Vining | Douglas | Williams | Koroma | Wilson | 6-9 |
| Jan. 11 | Utah Valley* | Vining | Williams | Gordon | Cash | Wilson | 7-9 |
| Jan. 13 | Seattle U* | Vining | Williams | Gordon | Cash | Wilson | 8-9 |
| Jan. 18 | UTRGV* | Vining | Talbot | Williams | Gordon | Wilson | 9-9 |
| Jan. 20 | @ Abilene Christian* | Vining | Talbot | Williams | Gordon | Wilson | 9-10 |
| Jan. 27 | RV Grand Canyon* | Vining | Williams | Gordon | Cash | Wilson | 9-11 |
| Feb. 1 | @ Southern Utah* | Vining | Williams | Gordon | Cash | Wilson | 10-11 |
| Feb. 3 | @ Utah Tech* | Russell | Williams | Gordon | Cash | Wilson | 11-11 |
| Feb. 8 | @ California Baptist* | Vining | Williams | Gordon | Cash | Wilson | 11-12 |
| Feb. 10 | Stephen F. Austin* | Williams | Gaston-Chapman | Gordon | Cash | Wilson | 12-12 |
| Feb. 15 | Tarleton State* | Williams | Gaston-Chapman | Gordon | Cash | Wilson | 12-13 |
| Feb. 17 | @ UTRGV* | Williams | Gaston-Chapman | Gordon | Cash | Wilson | 13-13 |
| Feb. 22 | Southern Utah* | Williams | Gaston-Chapman | Gordon | Cash | Wilson | 14-13 |
| Feb. 24 | Utah Tech* | Williams | Gaston-Chapman | Gordon | Cash | Wilson | 15-13 |
| Feb. 29 | @ Seattle U* | Russell | Williams | Gordon | Cash | Wilson | 16-13 |
| Mar. 2 | @ Utah Valley* | Russell | Williams | Gordon | Cash | Wilson | 17-13 |
| Mar. 7 | California Baptist* | Vining | Williams | Gordon | Cash | Wilson | 18-13 |
| Mar. 14-16 | WAC Tournament | | | | | | |

COMBINATION INFO

| Lineup | Combination | Times Used | Record | Last Used |
|--------|--|------------|--------|-----------|
| 1 | Vining, Talbot, Gordon, Koroma, Wilson | 4 | 2-2 | Nov. 19 |
| 2 | Williams, Talbot, Gordon, Koroma, Wilson | 2 | 1-1 | Dec. 2 |
| 3 | Williams, Talbot, Vining, Koroma, Wilson | 2 | 1-1 | Nov. 29 |
| 4 | Williams, Talbot, Gordon, Cash, Wilson | 1 | 1-0 | Dec. 6 |
| 5 | Russell, Talbot, Williams, Koroma, Wilson | 1 | 1-0 | Dec. 16 |
| 6 | Russell, Williams, Gordon, Koroma, Wilson | 4 | 0-4 | Jan. 4 |
| 7 | Vining, Douglas, Williams, Koroma, Wilson | 1 | 0-1 | Jan. 6 |
| 8 | Vining, Williams, Gordon, Cash, Wilson | 6 | 4-2 | Mar. 7 |
| 9 | Vining, Talbot, Williams, Gordon, Wilson | 2 | 1-1 | Jan. 20 |
| 10 | Russell, Williams, Gordon, Cash, Wilson | 3 | 3-0 | Mar. 2 |
| 11 | Williams, Gaston-Chapman, Gordon, Cash, Wilson | 5 | 4-1 | Feb. 24 |

STARTING STREAKS & TOTALS

| # | PLAYER | STREAK | 2023-24 | D-I CAREER | UTA CAREER | WAC PLAY |
|----|-------------------------|--------|---------|------------|------------|----------|
| 00 | Aaron Cash | 12 | 13 | 41 | 40 | 25 |
| 1 | Phillip Russell | -- | 8 | 72 | 8 | 4 |
| 2 | Makaih Williams | 27 | 27 | 27 | 27 | 20 |
| 3 | DaJuan Gordon | 16 | 27 | 108 | 27 | 23 |
| 4 | Akili Vining | 1 | 15 | 15 | 15 | 10 |
| 5 | Brandyn Talbot | -- | 12 | 16 | 16 | 4 |
| 11 | Dwayne Koroma | -- | 14 | 26 | 14 | 4 |
| 13 | Kade Douglas | -- | 1 | 1 | 1 | 1 |
| 22 | Shemar Wilson | 31 | 31 | 56 | 56 | 28 |
| 23 | Sterling Gaston-Chapman | -- | 5 | 23 | 5 | 5 |



SPECIALTY POINT BREAKDOWN

| DATE | OPPONENT | PAINT | | OFF TURNOVERS | | 2ND CHANCE | | FASTBREAK | | BENCH | |
|------------|-----------------------|-------|-----|---------------|-----|------------|-----|-----------|-----|-------|-----|
| | | OPP. | UTA | OPP. | UTA | OPP. | UTA | OPP. | UTA | OPP. | UTA |
| Nov. 6 | Oral Roberts | 26 | 30 | 11 | 8 | 11 | 17 | 2 | 7 | 8 | 15 |
| Nov. 11 | UT Tyler | 24 | 32 | 20 | 18 | 13 | 17 | 2 | 12 | 41 | 55 |
| Nov. 16 | @ New Mexico | 44 | 48 | 11 | 7 | 8 | 22 | 16 | 3 | 5 | 27 |
| Nov. 19 | @ #3 Arizona | 48 | 28 | 24 | 10 | 16 | 10 | 17 | 9 | 37 | 21 |
| Nov. 22 | Alcorn State | 26 | 32 | 5 | 7 | 6 | 21 | 8 | 6 | 14 | 36 |
| Nov. 25 | Texas State | 32 | 34 | 16 | 8 | 6 | 5 | 12 | 20 | 31 | 1 |
| Nov. 29 | Abilene Christian* | 32 | 28 | 18 | 19 | 5 | 10 | 7 | 16 | 12 | 33 |
| Dec. 2 | @ Grand Canyon* | 28 | 36 | 24 | 11 | 13 | 8 | 9 | 10 | 17 | 31 |
| Dec. 6 | UNT Dallas | 4 | 34 | 4 | 17 | 6 | 26 | 0 | 19 | 18 | 23 |
| Dec. 16 | vs. Air Force | 38 | 26 | 19 | 25 | 4 | 12 | 6 | 17 | 8 | 26 |
| Dec. 21 | @ Texas Tech | 30 | 24 | 18 | 20 | 8 | 16 | 13 | 4 | 18 | 26 |
| Dec. 23 | @ North Texas | 32 | 24 | 23 | 5 | 12 | 8 | 4 | 6 | 36 | 17 |
| Jan. 1 | @ #21 Texas | 34 | 18 | 27 | 8 | 18 | 12 | 7 | 6 | 18 | 29 |
| Jan. 4 | @ Tarleton State* | 24 | 26 | 18 | 19 | 5 | 5 | 10 | 26 | 5 | 15 |
| Jan. 6 | @ Stephen F. Austin* | 40 | 26 | 13 | 19 | 14 | 13 | 12 | 13 | 32 | 21 |
| Jan. 11 | Utah Valley* | 22 | 28 | 16 | 10 | 6 | 6 | 29 | 19 | 16 | 20 |
| Jan. 13 | Seattle U* | 18 | 30 | 18 | 9 | 11 | 12 | 5 | 2 | 11 | 14 |
| Jan. 18 | UTRGV* | 42 | 20 | 15 | 10 | 18 | 8 | 17 | 16 | 27 | 32 |
| Jan. 20 | @ Abilene Christian* | 36 | 30 | 18 | 11 | 11 | 15 | 16 | 8 | 5 | 15 |
| Jan. 27 | RV Grand Canyon* | 16 | 28 | 27 | 20 | 12 | 16 | 13 | 10 | 6 | 15 |
| Feb. 1 | @ Southern Utah* | 32 | 26 | 16 | 13 | 17 | 12 | 5 | 6 | 30 | 41 |
| Feb. 3 | @ Utah Tech* | 24 | 38 | 15 | 22 | 9 | 13 | 6 | 23 | 20 | 17 |
| Feb. 8 | @ California Baptist* | 30 | 44 | 5 | 7 | 7 | 6 | 6 | 7 | 3 | 18 |
| Feb. 10 | Stephen F. Austin* | 38 | 26 | 21 | 20 | 12 | 18 | 8 | 7 | 18 | 20 |
| Feb. 15 | Tarleton State* | 36 | 32 | 10 | 8 | 3 | 12 | 11 | 10 | 9 | 21 |
| Feb. 17 | @ UTRGV* | 28 | 50 | 11 | 16 | 9 | 16 | 13 | 15 | 17 | 35 |
| Feb. 22 | Southern Utah* | 36 | 40 | 13 | 13 | 11 | 15 | 10 | 25 | 2 | 34 |
| Feb. 24 | Utah Tech* | 24 | 24 | 12 | 25 | 14 | 6 | 4 | 13 | 12 | 30 |
| Feb. 29 | @ Seattle U* | 16 | 36 | 6 | 20 | 9 | 5 | 7 | 4 | 10 | 16 |
| Mar. 2 | @ Utah Valley* | 32 | 18 | 14 | 6 | 8 | 7 | 11 | 11 | 10 | 13 |
| Mar. 7 | California Baptist* | 20 | 48 | 21 | 26 | 14 | 6 | 12 | 21 | 8 | 24 |
| Mar. 14-16 | WAC Tournament | | | | | | | | | | |

HALF STATISTICAL COMPARISONS / LARGEST LEADS

FOR UTA...

Most 1st-Half Points / vs. D-I Opponent..... 50 vs. UT Tyler (Nov. 11) / 50 @ Seattle U (Feb. 29)
 Fewest 1st-Half Points 19 @ North Texas (Dec. 23)

Most 2nd-Half Points 55 vs. Utah Tech (Feb. 24)
 Fewest 2nd-Half Points 19 @ #3 Arizona (Nov. 19)

Largest Halftime Lead 29 @ Seattle U (Feb. 29)
 Largest Halftime Deficit 25 (44-19) @ North Texas (Dec. 23)

Largest Lead @ Any Point / vs. D-I Opponent..... 39 (4:03 2nd) vs. UT Tyler (Nov. 11) / 31 (0:49 1st) @ Seattle U (Feb. 29)

FOR OPPONENT...

Most 1st-Half Points 48, New Mexico (Nov. 16)
 Fewest 1st-Half Points / D-I Opponent..... 18, UNT Dallas (Dec. 6) / 20, Utah Valley (Jan. 11)

Most 2nd-Half Points 58, #3 Arizona (Nov. 19)
 Fewest 2nd-Half Points / D-I Opponent..... 19, UNT Dallas (Dec. 6) / 28, California Baptist (Mar. 7)

Largest Lead @ Any Point..... 48 (:16 2nd), #3 Arizona (Nov. 19)

GAME BOXES & QUICK SNAPSHOTS

ORAL ROBERTS

W, 75-71

| Oral Roberts - 71 | | | | | | | | | | | | | | | | | | | | | | | | | | | |
|-------------------|------------------|---------|------|------|------|----------|-------|----|----|----|----|--------|-------|-------|-------|---|----|----|----|----|----|----|---|---|---|---|---|
| Record: 5-1 | | | | | | | | | | | | | | | | | | | | | | | | | | | |
| NO. | Name | Min | FG | 3P | FT | Rebounds | Fouls | TP | AS | TO | ST | Blocks | | | | | | | | | | | | | | | |
| | | | MA | MA | MA | OR | DR | FF | FF | FF | FF | FF | | | | | | | | | | | | | | | |
| 14 | DeShawn Weaver | F 37:02 | 7-10 | 3-5 | 0-0 | 2 | 4 | 6 | 4 | 0 | 17 | 0 | 1 | 2 | 8 | 0 | 0 | | | | | | | | | | |
| 22 | Josh Jones | C 32:30 | 4-3 | 0-0 | 0-0 | 1 | 4 | 5 | 5 | 0 | 2 | 2 | 1 | 0 | 1 | 0 | 4 | | | | | | | | | | |
| 2 | Kareem Thompson | G 40:00 | 7-12 | 4-7 | 2-5 | 1 | 4 | 5 | 3 | 3 | 20 | 5 | 2 | 1 | 0 | 0 | 4 | | | | | | | | | | |
| 10 | Issac McBride | G 40:00 | 3-18 | 2-12 | 4-4 | 0 | 2 | 2 | 1 | 3 | 12 | 1 | 1 | 1 | 0 | 0 | 2 | | | | | | | | | | |
| 3 | Jalen Bedford | G 37:13 | 3-12 | 1-5 | 5-10 | 1 | 3 | 4 | 2 | 7 | 12 | 1 | 0 | 1 | 0 | 0 | 2 | | | | | | | | | | |
| 20 | Trey Phipps | 02:47 | 0-0 | 0-0 | 0-0 | 0 | 0 | 0 | 0 | 0 | 0 | 0 | 0 | 0 | 0 | 0 | 0 | | | | | | | | | | |
| 23 | Str Isaac Herron | 04:40 | 0-0 | 0-0 | 0-0 | 1 | 1 | 2 | 0 | 0 | 0 | 0 | 0 | 0 | 0 | 0 | 0 | | | | | | | | | | |
| 12 | Jalen Miller | 25:40 | 3-5 | 0-2 | 2-3 | 0 | 3 | 3 | 2 | 3 | 8 | 1 | 0 | 1 | 0 | 0 | 4 | | | | | | | | | | |
| Team | | | | | | | | | | | | | | | | | | | | | | | | | | | |
| Totals | | | | | | | | | | | | | 24-60 | 10-31 | 13-22 | 7 | 27 | 34 | 21 | 16 | 71 | 10 | 6 | 5 | 9 | 2 | 4 |

| Shooting By Period | | | | | | | | | | | | | | | |
|--------------------|-------|-------|-------|-------|-------|-------|-------|-------|-------|-------|-------|-------|-------|-------|-------|
| 1st | FG | 3PT | FT | 2nd | FG | 3PT | FT | 3rd | FG | 3PT | FT | 4th | FG | 3PT | FT |
| | FG | 3PT | FT | FG | 3PT | FT | FG | 3PT | FT | FG | 3PT | FT | FG | 3PT | FT |
| | 13-30 | 4-13 | 6-10 | 11-30 | 5-16 | 6-10 | 11-30 | 5-16 | 6-10 | 11-30 | 5-16 | 6-10 | 11-30 | 5-16 | 6-10 |
| | 43.3% | 30.8% | 60.0% | 36.7% | 31.3% | 60.0% | 36.7% | 31.3% | 60.0% | 36.7% | 31.3% | 60.0% | 36.7% | 31.3% | 60.0% |
| | 13-30 | 4-13 | 6-10 | 11-30 | 5-16 | 6-10 | 11-30 | 5-16 | 6-10 | 11-30 | 5-16 | 6-10 | 11-30 | 5-16 | 6-10 |
| | 43.3% | 30.8% | 60.0% | 36.7% | 31.3% | 60.0% | 36.7% | 31.3% | 60.0% | 36.7% | 31.3% | 60.0% | 36.7% | 31.3% | 60.0% |
| | 13-30 | 4-13 | 6-10 | 11-30 | 5-16 | 6-10 | 11-30 | 5-16 | 6-10 | 11-30 | 5-16 | 6-10 | 11-30 | 5-16 | 6-10 |
| | 43.3% | 30.8% | 60.0% | 36.7% | 31.3% | 60.0% | 36.7% | 31.3% | 60.0% | 36.7% | 31.3% | 60.0% | 36.7% | 31.3% | 60.0% |
| | 13-30 | 4-13 | 6-10 | 11-30 | 5-16 | 6-10 | 11-30 | 5-16 | 6-10 | 11-30 | 5-16 | 6-10 | 11-30 | 5-16 | 6-10 |
| | 43.3% | 30.8% | 60.0% | 36.7% | 31.3% | 60.0% | 36.7% | 31.3% | 60.0% | 36.7% | 31.3% | 60.0% | 36.7% | 31.3% | 60.0% |
| | 13-30 | 4-13 | 6-10 | 11-30 | 5-16 | 6-10 | 11-30 | 5-16 | 6-10 | 11-30 | 5-16 | 6-10 | 11-30 | 5-16 | 6-10 |
| | 43.3% | 30.8% | 60.0% | 36.7% | 31.3% | 60.0% | 36.7% | 31.3% | 60.0% | 36.7% | 31.3% | 60.0% | 36.7% | 31.3% | 60.0% |
| | 13-30 | 4-13 | 6-10 | 11-30 | 5-16 | 6-10 | 11-30 | 5-16 | 6-10 | 11-30 | 5-16 | 6-10 | 11-30 | 5-16 | 6-10 |
| | 43.3% | 30.8% | 60.0% | 36.7% | 31.3% | 60.0% | 36.7% | 31.3% | 60.0% | 36.7% | 31.3% | 60.0% | 36.7% | 31.3% | 60.0% |
| | 13-30 | 4-13 | 6-10 | 11-30 | 5-16 | 6-10 | 11-30 | 5-16 | 6-10 | 11-30 | 5-16 | 6-10 | 11-30 | 5-16 | 6-10 |
| | 43.3% | 30.8% | 60.0% | 36.7% | 31.3% | 60.0% | 36.7% | 31.3% | 60.0% | 36.7% | 31.3% | 60.0% | 36.7% | 31.3% | 60.0% |
| | 13-30 | 4-13 | 6-10 | 11-30 | 5-16 | 6-10 | 11-30 | 5-16 | 6-10 | 11-30 | 5-16 | 6-10 | 11-30 | 5-16 | 6-10 |
| | 43.3% | 30.8% | 60.0% | 36.7% | 31.3% | 60.0% | 36.7% | 31.3% | 60.0% | 36.7% | 31.3% | 60.0% | 36.7% | 31.3% | 60.0% |
| | 13-30 | 4-13 | 6-10 | 11-30 | 5-16 | 6-10 | 11-30 | 5-16 | 6-10 | 11-30 | 5-16 | 6-10 | 11-30 | 5-16 | 6-10 |
| | 43.3% | 30.8% | 60.0% | 36.7% | 31.3% | 60.0% | 36.7% | 31.3% | 60.0% | 36.7% | 31.3% | 60.0% | 36.7% | 31.3% | 60.0% |
| | 13-30 | 4-13 | 6-10 | 11-30 | 5-16 | 6-10 | 11-30 | 5-16 | 6-10 | 11-30 | 5-16 | 6-10 | 11-30 | 5-16 | 6-10 |
| | 43.3% | 30.8% | 60.0% | 36.7% | 31.3% | 60.0% | 36.7% | 31.3% | 60.0% | 36.7% | 31.3% | 60.0% | 36.7% | 31.3% | 60.0% |
| | 13-30 | 4-13 | 6-10 | 11-30 | 5-16 | 6-10 | 11-30 | 5-16 | 6-10 | 11-30 | 5-16 | 6-10 | 11-30 | 5-16 | 6-10 |
| | 43.3% | 30.8% | 60.0% | 36.7% | 31.3% | 60.0% | 36.7% | 31.3% | 60.0% | 36.7% | 31.3% | 60.0% | 36.7% | 31.3% | 60.0% |
| | 13-30 | 4-13 | 6-10 | 11-30 | 5-16 | 6-10 | 11-30 | 5-16 | 6-10 | 11-30 | 5-16 | 6-10 | 11-30 | 5-16 | 6-10 |
| | 43.3% | 30.8% | 60.0% | 36.7% | 31.3% | 60.0% | 36.7% | 31.3% | 60.0% | 36.7% | 31.3% | 60.0% | 36.7% | 31.3% | 60.0% |
| | 13-30 | 4-13 | 6-10 | 11-30 | 5-16 | 6-10 | 11-30 | 5-16 | 6-10 | 11-30 | 5-16 | 6-10 | 11-30 | 5-16 | 6-10 |
| | 43.3% | 30.8% | 60.0% | 36.7% | 31.3% | 60.0% | 36.7% | 31.3% | 60.0% | 36.7% | 31.3% | 60.0% | 36.7% | 31.3% | 60.0% |
| | 13-30 | 4-13 | 6-10 | 11-30 | 5-16 | 6-10 | 11-30 | 5-16 | 6-10 | 11-30 | 5-16 | 6-10 | 11-30 | 5-16 | 6-10 |
| | 43.3% | 30.8% | 60.0% | 36.7% | 31.3% | 60.0% | 36.7% | 31.3% | 60.0% | 36.7% | 31.3% | 60.0% | 36.7% | 31.3% | 60.0% |
| | 13-30 | 4-13 | 6-10 | 11-30 | 5-16 | 6-10 | 11-30 | 5-16 | 6-10 | 11-30 | 5-16 | 6-10 | 11-30 | 5-16 | 6-10 |
| | 43.3% | 30.8% | 60.0% | 36.7% | 31.3% | 60.0% | 36.7% | 31.3% | 60.0% | 36.7% | 31.3% | 60.0% | 36.7% | 31.3% | 60.0% |
| | 13-30 | 4-13 | 6-10 | 11-30 | 5-16 | 6-10 | 11-30 | 5-16 | 6-10 | 11-30 | 5-16 | 6-10 | 11-30 | 5-16 | 6-10 |
| | 43.3% | 30.8% | 60.0% | 36.7% | 31.3% | 60.0% | 36.7% | 31.3% | 60.0% | 36.7% | 31.3% | 60.0% | 36.7% | 31.3% | 60.0% |
| | 13-30 | 4-13 | 6-10 | 11-30 | 5-16 | 6-10 | 11-30 | 5-16 | 6-10 | 11-30 | 5-16 | 6-10 | 11-30 | 5-16 | 6-10 |
| | 43.3% | 30.8% | 60.0% | 36.7% | 31.3% | 60.0% | 36.7% | 31.3% | 60.0% | 36.7% | 31.3% | 60.0% | 36.7% | 31.3% | 60.0% |
| | 13-30 | 4-13 | 6-10 | 11-30 | 5-16 | 6-10 | 11-30 | 5-16 | 6-10 | 11-30 | 5-16 | 6-10 | 11-30 | 5-16 | 6-10 |
| | 43.3% | 30.8% | 60.0% | 36.7% | 31.3% | 60.0% | 36.7% | 31.3% | 60.0% | 36.7% | 31.3% | 60.0% | 36.7% | 31.3% | 60.0% |
| | 13-30 | 4-13 | 6-10 | 11-30 | 5-16 | 6-10 | 11-30 | 5-16 | 6-10 | 11-30 | 5-16 | 6-10 | 11-30 | 5-16 | 6-10 |
| | 43.3% | 30.8% | 60.0% | 36.7% | 31.3% | 60.0% | 36.7% | 31.3% | 60.0% | 36.7% | 31.3% | 60.0% | 36.7% | 31.3% | 60.0% |
| | 13-30 | 4-13 | 6-10 | 11-30 | 5-16 | 6-10 | 11-30 | 5-16 | 6-10 | 11-30 | 5-16 | 6-10 | 11-30 | 5-16 | 6-10 |
| | 43.3% | 30.8% | 60.0% | 36.7% | 31.3% | 60.0% | 36.7% | 31.3% | 60.0% | 36.7% | 31.3% | 60.0% | 36.7% | 31.3% | 60.0% |
| | 13-30 | 4-13 | 6-10 | 11-30 | 5-16 | 6-10 | 11-30 | 5-16 | 6-10 | 11-30 | 5-16 | 6-10 | 11-30 | 5-16 | 6-10 |
| | 43.3% | 30.8% | 60.0% | 36.7% | 31.3% | 60.0% | 36.7% | 31.3% | 60.0% | 36.7% | 31.3% | 60.0% | 36.7% | 31.3% | 60.0% |
| | 13-30 | 4-13 | 6-10 | 11-30 | 5-16 | 6-10 | 11-30 | 5-16 | 6-10 | 11-30 | 5-16 | 6-10 | 11-30 | 5-16 | 6-10 |
| | 43.3% | 30.8% | 60.0% | 36.7% | 31.3% | 60.0% | 36.7% | 31.3% | 60.0% | 36.7% | 31.3% | 60.0% | 36.7% | 31.3% | 60.0% |
| | 13-30 | 4-13 | 6-10 | 11-30 | 5-16 | 6-10 | 11-30 | 5-16 | 6-10 | 11-30 | 5-16 | 6-10 | 11-30 | 5-16 | 6-10 |
| | 43.3% | 30.8% | 60.0% | 36.7% | 31.3% | 60.0% | 36.7% | 31.3% | 60.0% | 36.7% | 31.3% | 60.0% | 36.7% | 31.3% | 60.0% |
| | 13-30 | 4-13 | 6-10 | 11-30 | 5-16 | 6-10 | 11-30 | 5-16 | 6-10 | 11-30 | 5-16 | 6-10 | 11-30 | 5-16 | 6-10 |
| | 43.3% | 30.8% | 60.0% | 36.7% | 31.3% | 60.0% | 36.7% | 31.3% | 60.0% | 36.7% | 31.3% | 60.0% | 36.7% | 31.3% | 60.0% |
| | 13-30 | 4-13 | 6-10 | 11-30 | 5-16 | 6-10 | 11-30 | 5-16 | 6-10 | 11-30 | 5-16 | 6-10 | 11-30 | 5-16 | 6-10 |
| | 43.3% | 30.8% | 60.0% | 36.7% | 31.3% | 60.0% | 36.7% | 31.3% | 60.0% | 36.7% | 31.3% | 60.0% | 36.7% | 31.3% | 60.0% |
| | 13-30 | 4-13 | 6-10 | 11-30 | 5-16 | 6-10 | 11-30 | 5-16 | 6-10 | 11-30 | 5-16 | 6-10 | 11-30 | 5-16 | 6-10 |
| | 43.3% | 30.8% | 60.0% | 36.7% | 31.3% | 60.0% | 36.7% | 31.3% | 60.0% | 36.7% | 31.3% | 60.0% | 36.7% | 31.3% | 60.0% |
| | 13-30 | 4-13 | 6-10 | 11-30 | 5-16 | 6-10 | 11-30 | 5-16 | 6-10 | 11-30 | 5-16 | 6-10 | 11-30 | 5-16 | 6-10 |
| | 43.3% | 30.8% | 60.0% | 36.7% | 31.3% | 60.0% | 36.7% | 31.3% | 60.0% | 36.7% | 31.3% | 60.0% | 36.7% | 31.3% | 60.0% |
| | 13-30 | 4-13 | 6-10 | 11-30 | 5-16 | 6-10 | 11-30 | 5-16 | 6-10 | 11-30 | 5-16 | 6-10 | 11-30 | 5-16 | 6-10 |
| | 43.3% | 30.8% | 60.0% | 36.7% | 31.3% | 60.0% | 36.7% | 31.3% | 60.0% | 36.7% | 31.3% | 60.0% | 36.7% | 31.3% | 60.0% |
| | 13-30 | 4-13 | 6-10 | 11-30 | 5-16 | 6-10 | 11-30 | 5-16 | 6-10 | 11-30 | 5-16 | 6-10 | 11-30 | 5-16 | 6-10 |
| | 43.3% | 30.8% | 60.0% | 36.7% | 31.3% | 60.0% | 36.7% | 31.3% | 60.0% | 36.7% | 31.3% | 60.0% | 36.7% | 31.3% | 60.0% |
| | 13-30 | 4-13 | 6-10 | 11-30 | 5-16 | 6-10 | 11-30 | 5-16 | 6-10 | 11-30 | 5-16 | 6-10 | 11-30 | 5-16 | 6-10 |
| | 43.3% | 30.8% | 60.0% | 36.7% | 31.3% | 60.0% | 36.7% | 31.3% | 60.0% | 36.7% | 31.3% | 60.0% | 36.7% | 31.3% | 60.0% |
| | 13-30 | 4-13 | 6-10 | 11-30 | 5-16 | 6-10 | 11-30 | 5-16 | 6-10 | 11-30 | 5-16 | 6-10 | 11-30 | 5-16 | 6-10 |
| | 43.3% | 30.8% | 60.0% | 36.7% | 31.3% | 60.0% | 36.7% | 31.3% | 60.0% | 36.7% | 31.3% | 60.0% | 36.7% | 31.3% | 60.0% |
| | 13-30 | 4-13 | 6-10 | 11-30 | 5-16 | 6-10 | 11-30 | 5-16 | 6-10 | 11-30 | 5-16 | 6-10 | 11-30 | 5-16 | 6-10 |
| | 43.3% | 30.8% | 60.0% | 36.7% | 31.3% | 60.0% | 36.7% | 31.3% | 60.0% | 36.7% | 31.3% | 60.0% | 36.7% | 31.3% | 60.0% |
| | 13-30 | 4-13 | 6-10 | 11-30 | 5-16 | 6-10 | 11-30 | 5-16 | 6-10 | 11-30 | 5-16 | 6-10 | 11-30 | 5-16 | 6-10 |
| | 43.3% | 30.8% | 60.0% | 36.7% | 31.3% | 60.0% | 36.7% | 31.3% | 60.0% | 36.7% | 31.3% | 60.0% | 36.7% | 31.3% | 60.0% |
| | 13-30 | 4-13 | 6-10 | 11-30 | 5-16 | 6-10 | 11-30 | 5-16 | 6-10 | 11-30 | 5-16 | 6-10 | 11-30 | 5-16 | 6-10 |
| | 43.3% | 30.8% | 60.0% | 36.7% | 31.3% | 60.0% | 36.7% | 31.3% | 60.0% | 36.7% | 31.3% | 60.0% | 36.7% | 31.3% | 60.0% |
| | 13-30 | 4-13 | 6-10 | 11-30 | 5-16 | 6-10 | 11-30 | 5-16 | 6-10 | 11-30 | 5-16 | 6-10 | 11-30 | 5-16 | 6-10 |
| | 43.3% | 30.8% | 60.0% | 36.7% | 31.3% | 60.0% | 36.7% | 31.3% | 60.0% | 36.7% | 31.3% | 60.0% | 36.7% | 31.3% | 60.0% |
| | 13-30 | 4-13 | 6-10 | 11-30 | 5-16 | 6-10 | 11-30 | 5-16 | 6-10 | 11-30 | 5-16 | 6-10 | 11-30 | 5-16 | 6-10 |
| | 43.3% | 30.8% | 60.0% | 36.7% | 31.3% | 60.0% | 36.7% | 31.3% | 60.0% | 36.7% | 31.3% | 60.0% | 36.7% | 31.3% | 60.0% |
| | 13-30 | 4-13 | 6-10 | 11-30 | 5-16 | 6-10 | 11-30 | 5-16 | 6-10 | 11-30 | 5-16 | 6-10 | 11-30 | 5-16 | 6-10 |
| | 43.3% | 30.8% | 60.0% | 36.7% | 31.3% | 60.0% | 36.7% | 31.3% | 60.0% | 36.7% | 31.3% | 60.0% | 36.7% | 31.3% | 60.0% |
| | 13-30 | 4-13 | 6-10 | | | | | | | | | | | | |

| Shooting By Period | | | | | | | | | | | | |
|--------------------------|-----|-------|-------|----|----|----|----|----|----|----|----|----|
| 1st | 2nd | 3rd | 4th | OT | FT | 3P | FG | 3P | FT | 3P | FG | 3P |
| 1st | FG% | 13-30 | 43.3% | | | | | | | | | |
| 2nd | FG% | 6-16 | 37.5% | | | | | | | | | |
| 3rd | FG% | 4-8 | 50% | | | | | | | | | |
| 4th | FG% | 11-30 | 36.7% | | | | | | | | | |
| OT | FG% | 9-14 | 64.3% | | | | | | | | | |
| FT | FG% | 24-40 | 60.0% | | | | | | | | | |
| 3P | FG% | 10-31 | 32.3% | | | | | | | | | |
| FT | FG% | 13-22 | 59.1% | | | | | | | | | |
| Dead Ball Rebounds: 5, 0 | | | | | | | | | | | | |

| UT Arlington - 75 | | | | | | | | | | | | | | | | | | | | | | | | | | | |
|-------------------|-------------------------|---------|------|-----|-----|----------|-------|----|----|----|----|--------|-------|------|-------|----|----|----|----|----|----|----|----|---|---|---|---|
| Record: 1-6 | | | | | | | | | | | | | | | | | | | | | | | | | | | |
| NO. | Name | Min | FG | 3P | FT | Rebounds | Fouls | TP | AS | TO | ST | Blocks | | | | | | | | | | | | | | | |
| | | | MA | MA | MA | OR | DR | FF | FF | FF | FF | FF | | | | | | | | | | | | | | | |
| 11 | Dwayne Koroma | F 26:56 | 1-2 | 0-1 | 1-2 | 6 | 5 | 11 | 4 | 2 | 3 | 0 | 3 | 0 | 0 | 0 | 2 | | | | | | | | | | |
| 22 | Shemar Wilson | F 34:18 | 2-14 | 0-0 | 4-8 | 6 | 8 | 14 | 0 | 7 | 8 | 1 | 1 | 1 | 1 | 5 | -2 | | | | | | | | | | |
| 3 | Dajuan Gordon | G 35:27 | 8-20 | 1-8 | 7-7 | 5 | 9 | 14 | 2 | 6 | 24 | 0 | 3 | 2 | 0 | 1 | -1 | | | | | | | | | | |
| 4 | Akili Vining | G 33:22 | 5-12 | 4-7 | 0-0 | 0 | 3 | 3 | 3 | 14 | 1 | 1 | 0 | 0 | 0 | 0 | 5 | | | | | | | | | | |
| 5 | Brandy Talbot | G 26:17 | 3-8 | 3-5 | 2-2 | 2 | 1 | 3 | 2 | 1 | 11 | 5 | 2 | 1 | 0 | 1 | 0 | | | | | | | | | | |
| 00 | Aaron Cash | 06:46 | 0-3 | 0-0 | 0-0 | 0 | 0 | 0 | 0 | 0 | 0 | 0 | 0 | 0 | 0 | 0 | -2 | | | | | | | | | | |
| 2 | Makiah Williams | 04:40 | 2-4 | 1-2 | 3-4 | 0 | 2 | 2 | 5 | 3 | 8 | 5 | 0 | 0 | 0 | 0 | 1 | | | | | | | | | | |
| 12 | Frieda Paula Bagatskis | 03:20 | 0-1 | 0-1 | 1-2 | 0 | 0 | 0 | 0 | 1 | 1 | 0 | 0 | 0 | 0 | 0 | 0 | | | | | | | | | | |
| 30 | Fabio Basili | 13:00 | 3-5 | 0-2 | 0-0 | 1 | 3 | 4 | 0 | 6 | 2 | 2 | 1 | 1 | 0 | 0 | 12 | | | | | | | | | | |
| 23 | Sterling Gaston-Chapman | 02:04 | 0-0 | 0-0 | 0-0 | 1 | 0 | 1 | 0 | 0 | 0 | 0 | 0 | 0 | 0 | 0 | 0 | | | | | | | | | | |
| Team | | | | | | | | | | | | | | | | | | | | | | | | | | | |
| Totals | | | | | | | | | | | | | 24-69 | 9-26 | 18-25 | 22 | 33 | 55 | 16 | 21 | 75 | 14 | 12 | 5 | 2 | 9 | 4 |

| Shooting By Period | | | | | | | | | | | | |
|--------------------------|-----|-------|-------|----|----|----|----|----|----|----|----|----|
| 1st | 2nd | 3rd | 4th | OT | FT | 3P | FG | 3P | FT | 3P | FG | 3P |
| 1st | FG% | 10-35 | 28.6% | | | | | | | | | |
| 2nd | FG% | 7-10 | 70% | | | | | | | | | |
| 3rd | FG% | 14-34 | 41.2% | | | | | | | | | |
| 4th | FG% | 5-16 | 31.3% | | | | | | | | | |
| OT | FG% | 11-15 | 73.3% | | | | | | | | | |
| FT | FG% | 24-49 | 49.0% | | | | | | | | | |
| 3P | FG% | 9-26 | 34.6% | | | | | | | | | |
| FT | FG% | 18-25 | 72.0% | | | | | | | | | |
| Dead Ball Rebounds: 3, 0 | | | | | | | | | | | | |

| Technical Fouls: NONE | | | | | | | | | | | | |
|--------------------------|-----|-------|-------|----|----|----|----|----|----|----|----|----|
| Period by Period Scoring | | | | | | | | | | | | |
| 1st | 2nd | 3rd | 4th | OT | FT | 3P | FG | 3P | FT | 3P | FG | 3P |
| 1st | FG% | 11-11 | 100% | | | | | | | | | |
| 2nd | FG% | 7-12 | 58.3% | | | | | | | | | |
| 3rd | FG% | 14-31 | 45.2% | | | | | | | | | |
| 4th | FG% | 7-12 | 58.3% | | | | | | | | | |
| FT | FG% | 24-49 | 49.0% | | | | | | | | | |
| 3P | FG% | 9-26 | 34.6% | | | | | | | | | |
| FT | FG% | 18-25 | 72.0% | | | | | | | | | |
| Dead Ball Rebounds: 3, 0 | | | | | | | | | | | | |

| Biggest lead | | | | | | | | | | | | |
|------------------|--|--|--|--|--|--|--|--|--|--|--|--|
| Best Scoring Run | | | | | | | | | | | | |
| Lead Changes | | | | | | | | | | | | |
| Times Tied | | | | | | | | | | | | |
| Time with Lead | | | | | | | | | | | | |

Trailing by as much as 11 early in the 2nd half, UTA eventually took a 65-59 lead with under 4 minutes remaining and used a pair of Gordon free throws with 5 seconds left to ice it.

UT TYLER

W, 95-64

| UT Tyler - 64 | | | | | | | | | | | | |
|---------------|---------------------|---------|-------|------|-------|----------|-------|----|----|----|----|--------|
| Record: 5-1 | | | | | | | | | | | | |
| NO. | Name | Min | FG | 3P | FT | Rebounds | Fouls | TP | AS | TO | ST | Blocks |
| | | | MA | MA | MA | OR | DR | FF | FF | FF | FF | FF |
| 6 | Alec Zambie | F 19:48 | 2-9 | 0-1 | 0-0 | 1 | 4 | 5 | 1 | 0 | 4 | 3 |
| 15 | Juan Pablo Carrasco | F 24:04 | 1-5 | 0-0 | 3-6 | 1 | 1 | 2 | 4 | 5 | 2 | 0 |
| 21 | Nikolas Gustavson | F 16:44 | 2-3 | 0-0 | 0-0 | 1 | 0 | 1 | 2 | 0 | 6 | 0 |
| 11 | Jonathan Jackson | G 27:37 | 3-7 | 2-5 | 0-0 | 1 | 3 | 4 | 1 | 8 | 2 | 1 |
| 13 | Donta Dawson Jr. | G 13:09 | 0-2 | 0-0 | 0-0 | 1 | 1 | 1 | 0 | 0 | 0 | 0 |
| 10 | Terrill Wilson | 14:27 | 2-8 | 1-3 | 0-2 | 1 | 2 | 1 | 7 | 1 | 2 | 1 |
| 12 | Khalik Gardner | 14:53 | 4-10 | 2-4 | 4-6 | 2 | 3 | 5 | 1 | 4 | 14 | 3 |
| 1 | Darid Ayala | 09:09 | 0-1 | 0-0 | 0-0 | 1 | 0 | 1 | 1 | 1 | 1 | 2 |
| 5 | John Barbee | 13:47 | 0-0 | 0-0 | 0-0 | 1 | 1 | 0 | 1 | 2 | 0 | 1 |
| 2 | Andre Skelin | 03:01 | 0-2 | 0-2 | 0-0 | 1 | 1 | 2 | 0 | 0 | 0 | 0 |
| 2 | Ryan Zambie | 08:07 | 0-1 | 0-0 | 0-0 | 1 | 0 | 1 | 2 | 0 | 0 | 1 |
| 38 | Lathan Wiggins | 01:38 | 0-0 | 0-0 | 0-0 | 0 | 0 | 0 | 0 | 0 | 0 | 0 |
| 33 | Ryan Swan | 08:51 | 1-2 | 0-1 | 0-0 | 0 | 1 | 1 | 0 | 0 | 2 | 0 |
| 4 | David Vuckovic | 13:15 | 3-4 | 0-0 | 1-1 | 2 | 1 | 3 | 1 | 2 | 7 | 0 |
| 22 | Michel Lotin | 05:55 | 1-2 | 1-2 | 0-0 | 0 | 0 | 0 | 0 | 0 | 3 | 0 |
| 14 | Jesse Fuller | 05:35 | 0-0 | 0-0 | 0-0 | 0 | 0 | 0 | 0 | 0 | 0 | 0 |
| Team | | | | | | | | | | | | |
| Totals | | | 23-64 | 8-21 | 10-15 | 12 | 21 | 33 | 15 | 16 | 64 | 15 |

| Shooting By Period | | | | | | | | | | | | |
|--------------------------|-----|-------|-------|----|----|----|----|----|----|----|----|----|
| 1st | 2nd | 3rd | 4th | OT | FT | 3P | FG | 3P | FT | 3P | FG | 3P |
| 1st | FG% | 9-33 | 27.3% | | | | | | | | | |
| 2nd | FG% | 1-9 | 11.1% | | | | | | | | | |
| 3rd | FG% | 5-11 | 45.5% | | | | | | | | | |
| 4th | FG% | 14-31 | 45.2% | | | | | | | | | |
| FT | FG% | 10-15 | 66.7% | | | | | | | | | |
| Dead Ball Rebounds: 1, 0 | | | | | | | | | | | | |

| UT Arlington - 95 | | | | | | | | | | | | | | | | |
|-----------------------|------------------------|---------|-------|-------|-------|----------|-------|----|----|----|----|--------|---|---|---|----|
| Record: 2-8 | | | | | | | | | | | | | | | | |
| Technical Fouls: NONE | | | | | | | | | | | | | | | | |
| NO. | Name | Min | FG | 3P | FT | Rebounds | Fouls | TP | AS | TO | ST | Blocks | | | | |
| | | | MA | MA | MA | OR | DR | FF | FF | FF | FF | FF | | | | |
| 11 | Dwayne Koroma | F 21:03 | 3-7 | 0-3 | 0-0 | 1 | 4 | 5 | 2 | 0 | 6 | 2 | 1 | 0 | 1 | 20 |
| 22 | Shemar Wilson | F 19:32 | 4-8 | 0-0 | 1-2 | 6 | 4 | 10 | 1 | 9 | 1 | 0 | 0 | 0 | 0 | 21 |
| 3 | Dajuan Gordon | G 23:06 | 5-9 | 4-7 | 0-0 | 1 | 10 | 11 | 3 | 14 | 4 | 2 | 4 | 0 | 0 | 28 |
| 4 | Akili Vining | G 17:54 | 2-4 | 2-3 | 0-0 | 1 | 3 | 1 | 0 | 6 | 3 | 1 | 0 | 0 | 0 | 18 |
| 5 | Brandy Talbot | G 17:39 | 2-6 | 1-5 | 0-0 | 0 | 0 | 0 | 0 | 5 | 2 | 0 | 0 | 0 | 0 | 16 |
| 00 | Aaron Cash | 14:47 | 3-5 | 0-0 | 0-0 | 0 | 0 | 0 | 0 | 0 | 0 | 0 | 0 | 0 | 0 | 16 |
| 2 | Makiah Williams | 17:41 | 3-6 | 2-5 | 3-4 | 1 | | | | | | | | | | 16 |
| 12 | Piedra Paez Baagistics | 17:55 | 3-7 | 3-6 | 2-3 | 0 | 3 | 0 | 1 | 11 | 0 | 0 | 0 | 0 | 0 | 4 |
| 24 | Darius Miles | 13:22 | 2-3 | 0-0 | 2-3 | 5 | 3 | 1 | 4 | 0 | 2 | 0 | 0 | 0 | 0 | -4 |
| 30 | Fabi Bassi | 08:11 | 0-1 | 0-0 | 0-0 | 1 | 1 | 2 | 0 | 0 | 3 | 4 | 0 | 0 | 0 | -8 |
| 15 | Markus Chapman Chapman | 15:42 | 2-4 | 0-2 | 1-1 | 2 | 1 | 1 | 0 | 0 | 0 | 0 | 0 | 0 | 0 | 1 |
| 13 | Kade Douglas | 16:51 | 5-11 | 3-11 | 3-3 | 0 | 1 | 1 | 1 | 18 | 0 | 0 | 0 | 0 | 0 | 8 |
| | | | | | | | | | | 0 | 0 | 0 | 0 | | | |
| Total | | 26:40 | 37-43 | 10-33 | 10-18 | 48 | 16 | 15 | 95 | 26 | 7 | 1 | 0 | 0 | 0 | 31 |



GAME BOXES & QUICK SNAPSHOTS

ABILENE CHRISTIAN

W, 86-71

| Abilene Christian - 71 | | | | | | | | | | | | |
|------------------------|---------|-------|------|-------|----------|-------|----|----|----|----|--------|----|
| Record: 34 (0-1) | | | | | | | | | | | | |
| NO. Name | Min | FG | 3P | FT | Rebounds | Fouls | TP | AS | TO | ST | Blocks | BB |
| 5 Cameron Steele | 28:04 | 3-5 | 1-2 | 0-0 | 0 | 2 | 2 | 0 | 1 | 7 | 1 | 2 |
| 23 Arion Simmons | F 27:02 | 6-9 | 2-4 | 3-5 | 0 | 3 | 3 | 17 | 1 | 4 | 1 | 0 |
| 10 Nasir DeGruy | G 07:24 | 1-3 | 0-0 | 0-0 | 1 | 1 | 1 | 2 | 1 | 0 | 0 | 0 |
| 21 Hunter Jack Madden | G 32:42 | 5-8 | 3-5 | 6-7 | 0 | 1 | 1 | 2 | 7 | 19 | 7 | 1 |
| 24 Ali Abdou Dibba | G 34:01 | 5-16 | 1-2 | 3-4 | 1 | 6 | 7 | 3 | 14 | 3 | 1 | 2 |
| 4 Kameron McClain | 19:25 | 0-1 | 0-0 | 0-0 | 1 | 1 | 2 | 0 | 0 | 6 | 1 | 4 |
| 22 Aidan Ighon | G 07:06 | 0-1 | 0-0 | 0-0 | 1 | 0 | 1 | 2 | 0 | 0 | 2 | 0 |
| 3 Leonardo Bettiol | 03:03 | 0-0 | 0-0 | 0-0 | 0 | 0 | 0 | 1 | 0 | 0 | 0 | 0 |
| 25 Immanuel Allen | 15:29 | 1-2 | 0-0 | 1-2 | 1 | 2 | 3 | 3 | 2 | 3 | 0 | 0 |
| 0 JV Seest | 19:54 | 4-10 | 1-3 | 0-1 | 2 | 1 | 3 | 3 | 1 | 9 | 1 | 0 |
| 2 Yaniel Rivera | 02:30 | 0-0 | 0-0 | 0-0 | 0 | 0 | 0 | 0 | 0 | 0 | 0 | 0 |
| 13 Mueubben Muoneke | 02:22 | 0-0 | 0-0 | 0-0 | 0 | 0 | 0 | 2 | 0 | 0 | 1 | 0 |
| Team | | | | | 1 | 2 | 3 | 0 | 0 | 0 | 0 | 0 |
| Totals | | 25-55 | 8-17 | 13-19 | 6 | 19 | 25 | 18 | 71 | 20 | 15 | 11 |

| Shooting By Period | | | | | | | | | |
|-------------------------|-------|-------|------|------|-------|-----|-------|-------|--|
| 1st FG% | 13.27 | 48.1% | 3PT% | 5.97 | 55.6% | FT% | 3.5 | 60% | |
| 2nd FG% | 12.98 | 42.9% | 3PT% | 3.8 | 37.5% | FT% | 10.14 | 71.4% | |
| 3rd FG% | 25.65 | 45.0% | 3PT% | 6.17 | 42.9% | FT% | 13.19 | 68.4% | |
| Dead Ball Rebounds: 4.0 | | | | | | | | | |

| UT Arlington - 66 | | | | | | | | | | | | | | | |
|-------------------|---------|-------|-------|-------|----------|-------|----|----|----|----|--------|----|----|---|----|
| Record: 43 (1-9) | | | | | | | | | | | | | | | |
| NO. Name | Min | FG | 3P | FT | Rebounds | Fouls | TP | AS | TO | ST | Blocks | BB | BA | + | |
| 11 Dwayne Koroma | F 09:46 | 2-3 | 0-0 | 1-2 | 0 | 1 | 1 | 1 | 1 | 5 | 0 | 1 | 0 | 0 | -4 |
| 22 Shemar Wilson | F 32:45 | 3-5 | 0-0 | 7-12 | 2 | 9 | 11 | 3 | 9 | 13 | 3 | 1 | 1 | 0 | 0 |
| 2 Makah Williams | G 32:24 | 1-3 | 0-0 | 5-6 | 1 | 2 | 3 | 4 | 5 | 7 | 3 | 2 | 1 | 1 | 0 |
| 4 Akil Vining | G 25:58 | 5-9 | 2-4 | 2-3 | 0 | 0 | 2 | 14 | 2 | 3 | 1 | 1 | 1 | 0 | 9 |
| 5 Brandynt Tabor | G 25:58 | 5-8 | 4-6 | 0-0 | 0 | 2 | 2 | 3 | 0 | 14 | 2 | 2 | 0 | 0 | 7 |
| 3 DaJuan Gordon | G 32:54 | 5-9 | 2-4 | 4-4 | 0 | 4 | 4 | 3 | 3 | 16 | 5 | 4 | 4 | 0 | 19 |
| 13 Kade Douglas | 19:21 | 3-4 | 1-2 | 1-1 | 2 | 2 | 1 | 9 | 4 | 2 | 0 | 0 | 0 | 0 | 11 |
| 00 Aaron Cash | 00:37 | 3-4 | 1-2 | 1-1 | 1 | 5 | 6 | 1 | 8 | 1 | 1 | 1 | 1 | 0 | 16 |
| Team | | | | | 0 | 2 | 2 | 0 | 0 | 0 | 0 | 0 | 0 | 0 | |
| Totals | | 27-47 | 12-22 | 20-26 | 5 | 26 | 31 | 18 | 22 | 86 | 25 | 18 | 9 | 4 | 1 |

Technical Fouls: 15

| Shooting By Period | | | | | | | | | |
|-------------------------|-------|-------|------|-------|-------|-----|-------|-------|--|
| 1st FG% | 14.27 | 51.9% | 3PT% | 4.12 | 33.3% | FT% | 9.14 | 64.3% | |
| 2nd FG% | 15.20 | 65.0% | 3PT% | 6.10 | 80.0% | FT% | 11.14 | 78.6% | |
| 3rd FG% | 27.47 | 57.4% | 3PT% | 12.22 | 54.5% | FT% | 20.28 | 71.4% | |
| Dead Ball Rebounds: 4.0 | | | | | | | | | |

| Technical Fouls: NONE | | | | | | | | | |
|-----------------------|---------------|---------------|-----------------------|----|----|--------------------------|-----|-----|----|
| ACU UTA | | | | | | | | | |
| Biggest lead | 7 (1st 17:09) | 15 (2nd 3:26) | Points from Turnovers | 18 | 19 | Period by Period Scoring | | | |
| Best Scoring Run | 9 (2nd 13:46) | 10 (1st 3:42) | Paint | 32 | 28 | 1st | 2nd | TOT | |
| Lead Changes | 1 | | Second Chance | 5 | 10 | ACU | 34 | 37 | 71 |
| Times Tied | | | Fast Breaks | 12 | 16 | UTA | 41 | 45 | 86 |
| Time with Lead | 12:31 | 26:35 | Bench | 12 | 33 | | | | |

A 10-0 run late in the 1st half by UTA turned a four-point deficit into a six-point lead, and the Mavericks led for the final 26 minutes of the contest.

@ GRAND CANYON

L, 76-69

| UT Arlington - 69 | | | | | | | | | | | | | | | |
|-------------------|---------|-------|------|-------|----------|-------|----|----|----|----|--------|----|----|---|-----|
| Record: 44 (1-1) | | | | | | | | | | | | | | | |
| NO. Name | Min | FG | 3P | FT | Rebounds | Fouls | TP | AS | TO | ST | Blocks | BB | BA | + | |
| 11 Dwayne Koroma | F 30:54 | 3-4 | 0-0 | 4-4 | 3 | 5 | 8 | 2 | 2 | 10 | 1 | 0 | 0 | 0 | -16 |
| 22 Shemar Wilson | F 32:20 | 3-8 | 0-0 | 2-2 | 2 | 3 | 5 | 5 | 2 | 8 | 1 | 3 | 2 | 1 | 1 |
| 2 Makah Williams | G 32:44 | 3-8 | 1-2 | 3-4 | 1 | 2 | 3 | 5 | 3 | 10 | 1 | 7 | 1 | 1 | -9 |
| 3 DaJuan Gordon | G 33:57 | 4-12 | 0-2 | 2-3 | 1 | 2 | 3 | 5 | 10 | 3 | 4 | 1 | 0 | 0 | -12 |
| 5 Brandynt Tabor | G 09:41 | 0-1 | 0-1 | 0-0 | 0 | 1 | 1 | 3 | 0 | 0 | 1 | 0 | 0 | 0 | -6 |
| 4 Akil Vining | 08:09 | 0-3 | 0-1 | 0-0 | 0 | 0 | 0 | 1 | 1 | 0 | 1 | 0 | 0 | 0 | -2 |
| 00 Aaron Cash | 16:46 | 3-3 | 1-1 | 0-0 | 1 | 2 | 2 | 2 | 7 | 1 | 1 | 1 | 0 | 0 | -2 |
| 13 Kade Douglas | 22:00 | 3-5 | 0-0 | 0-0 | 0 | 3 | 1 | 9 | 1 | 0 | 1 | 0 | 0 | 0 | -1 |
| 30 Fabio Basili | 13:29 | 5-8 | 1-3 | 4-4 | 0 | 2 | 4 | 1 | 15 | 0 | 2 | 0 | 1 | 0 | 9 |
| Team | | | | | 1 | 3 | 4 | 0 | 0 | 2 | | | | | |
| Totals | | 24-52 | 6-15 | 15-19 | 6 | 20 | 29 | 33 | 69 | 9 | 20 | 6 | 2 | 2 | -7 |

| Shooting By Period | | | | | | | | | |
|-------------------------|-------|-------|------|------|-------|-----|-------|-------|--|
| 1st FG% | 15.28 | 42.9% | 3PT% | 5.97 | 55.6% | FT% | 9.64 | 100% | |
| 2nd FG% | 6.24 | 37.5% | 3PT% | 1.6 | 16.7% | FT% | 9.12 | 75% | |
| 3rd FG% | 24.52 | 46.2% | 3PT% | 6.15 | 40.0% | FT% | 15.18 | 63.2% | |
| Dead Ball Rebounds: 2.0 | | | | | | | | | |

| Grand Canyon - 76 | | | | | | | | | | | | | | | |
|-------------------|--------------------|---------|-------|------|-------|----------|-------|----|----|----|----|--------|----|----|----|
| Record: 61 (2-6) | | | | | | | | | | | | | | | |
| NO. | Name | Min | FG | 3P | FT | Rebounds | Fouls | TP | AS | TO | ST | Blocks | BB | BA | |
| 24 | Duke Brennan | F 21:56 | 3-4 | 0-0 | 2-2 | 2 | 3 | 5 | 1 | 1 | 0 | 0 | 0 | 0 | |
| 30 | Gabe McGlothlen | F 36:12 | 6-10 | 2-4 | 2-4 | 5 | 4 | 9 | 3 | 15 | 1 | 0 | 2 | 1 | |
| 0 | Ray Harrison | G 33:53 | 3-11 | 1-4 | 4-5 | 0 | 3 | 3 | 4 | 11 | 2 | 1 | 3 | 0 | |
| 3 | Tyson Grant-Foster | F 14:11 | 1-5 | 0-0 | 1-1 | 5 | 10 | 3 | 11 | 2 | 1 | 6 | 3 | 0 | |
| 6 | Collin Moore | G 23:20 | 1-7 | 0-3 | 1-2 | 3 | 1 | 4 | 5 | 2 | 3 | 2 | 2 | 0 | |
| 2 | Sydney Curry | 15:28 | 1-2 | 0-0 | 0-0 | 1 | 2 | 3 | 0 | 0 | 2 | 0 | 0 | 0 | |
| 2 | Josh Baker | 16:27 | 3-6 | 1-2 | 3-3 | 0 | 0 | 0 | 3 | 10 | 1 | 1 | 1 | 0 | |
| 33 | Isaiah Shaw | 08:02 | 0-3 | 0-3 | 5-6 | 0 | 1 | 1 | 0 | 5 | 3 | 0 | 0 | 0 | |
| 5 | Lok Wur | 06:52 | 0-2 | 0-2 | 0-0 | 0 | 1 | 1 | 0 | 0 | 0 | 0 | 1 | 1 | |
| Team | | | | | | 1 | 0 | 1 | 0 | 0 | 1 | | | | |
| Totals | | | 21-56 | 6-23 | 28-36 | 17 | 20 | 37 | 15 | 76 | 8 | 14 | 12 | 2 | -7 |

| Shooting By Period | | | | | | | | | |
|-------------------------|-------|-------|------|------|-------|-----|-------|-------|--|
| 1st FG% | 15.55 | 42.9% | 3PT% | 4.16 | 25.0% | FT% | 3.4 | 70% | |
| 2nd FG% | 6.21 | 28.6% | 3PT% | 3.7 | 42.9% | FT% | 25.32 | 78.1% | |
| 3rd FG% | 21.56 | 37.5% | 3PT% | 6.23 | 26.1% | FT% | 28.36 | 77.8% | |
| Dead Ball Rebounds: 6.0 | | | | | | | | | |

| Technical Fouls: Grant-Foster 2nd 9:40; McGlothlen 2nd 9:49 | | | | | | | | | |
|---|----------------|---------------|-----------------------|----|----|--------------------------|-----|-----|----|
| ACU GCU | | | | | | | | | |
| Biggest lead | 12 (2nd 14:38) | 7 (2nd 0:09) | Points from Turnovers | 11 | 24 | Period by Period Scoring | | | |
| Best Scoring Run | 9 (1st 14:38) | 12 (2nd 0:09) | Paint | 36 | 28 | 1st | 2nd | TOT | |
| Lead Changes | 4 | | Second Chance | 8 | 13 | ACU | 41 | 28 | 69 |
| Times Tied | 3 | | Fast Breaks | 10 | 9 | GCU | 37 | 39 | 76 |
| Time with Lead | 21:57 | 17:03 | Bench | 31 | 17 | | | | |

UTA led by as much as 12 in the 2nd half, held a 67-62 lead with under four minutes remaining but GCU closed the game on an extended 14-2 run to hand the Mavs a disappointing loss in a game they led for 22 minutes.

UNT DALLAS

W, 74-37

| North Texas Dallas - 37 | | | | | | | | | | | | | | | | |
|-------------------------|---------|-------|------|------|----------|-------|----|----|----|----|--------|----|----|---|-----|-----|
| Record: 2-3 | | | | | | | | | | | | | | | | |
| NO. Name | Min | FG | 3P | FT | Rebounds | Fouls | TP | AS | TO | ST | Blocks | BB | BA | + | | |
| 3 VERNON JOHNSON | G 23:31 | 0-4 | 0-1 | 1-2 | 1 | 3 | 4 | 0 | 2 | 1 | 1 | 2 | 0 | 0 | -24 | |
| 4 TARIO AMAN | G 20:34 | 2-6 | 0-2 | 2-2 | 0 | 0 | 1 | 6 | 3 | 0 | 1 | 0 | 0 | 0 | -25 | |
| 5 JAYDEN JOHNSON-BARR | G 23:47 | 1-5 | 0-0 | 1-2 | 1 | 2 | 3 | 2 | 2 | 3 | 2 | 4 | 0 | 0 | -25 | |
| 21 JONATHAN JOSEPH | G 14:52 | 2-5 | 2-4 | 0-0 | 0 | 0 | 0 | 0 | 6 | 0 | 0 | 0 | 0 | 0 | -20 | |
| 41 CONNOR KERN | G 19:30 | 1-4 | 0-0 | 1-2 | 1 | 6 | 7 | 1 | 1 | 3 | 0 | 1 | 0 | 0 | -24 | |
| 13 GABE DILLARD | F 17:17 | 1-6 | 0-0 | 0-0 | 3 | 1 | 4 | 1 | 2 | 0 | 0 | 0 | 2 | 0 | -10 | |
| 2 KANNITRELL BURNLEY | F 13:27 | 1-8 | 1-3 | 0-0 | 2 | 2 | 2 | 0 | 3 | 0 | 0 | 1 | 0 | 0 | -14 | |
| 11 JASON ORTA | 09:58 | 0-1 | 0-1 | 0-0 | 0 | 0 | 0 | 4 | 0 | 0 | 1 | 1 | 0 | 0 | -5 | |
| 14 KEONDRÉ NEWMAN | 18:30 | 1-2 | 1-1 | 1-2 | 0 | 1 | 1 | 3 | 3 | 4 | 0 | 3 | 0 | 0 | -16 | |
| 33 DANIEL SOHN | 09:31 | 0-2 | 0-0 | 1-1 | 2 | 1 | 2 | 0 | 1 | 0 | 0 | 1 | 0 | 0 | -4 | |
| 40 SERGIN MCCLEAN | 02:42 | 1-1 | 0-0 | 2-2 | 1 | 0 | 1 | 2 | 2 | 4 | 0 | 4 | 0 | 0 | -11 | |
| 0 KELDON DANSBY | 06:11 | 1-1 | 0-0 | 0-0 | 1 | 0 | 1 | 1 | 0 | 2 | 2 | 0 | 0 | 0 | -2 | |
| 10 MEKAI POPE | 10:00 | 1-5 | 1-2 | 0-0 | 0 | 1 | 1 | 1 | 3 | 0 | 1 | 0 | 0 | 0 | -5 | |
| Team | | | | | 0 | 3 | 0 | 0 | 2 | | | | | | | |
| Totals | | 12-48 | 5-14 | 8-14 | 9 | 20 | 29 | 17 | 14 | 37 | 9 | 19 | 6 | 4 | 2 | -37 |

GAME BOXES & QUICK SNAPSHOTS

@ #21 TEXAS

L, 79-62

| UT Arlington - 62 | | | | | | | | | | | | | Record: 6-7 |
|-------------------|---------|-------|------|-----|----------|-------|----|----|----|----|--------|-----|-------------|
| NO. Name | Min | FG | 3P | FT | Rebounds | Fouls | TP | AS | TO | ST | Blocks | pts | |
| 11 Dwayne Koroma | 26:37 | 1-2 | 0-0 | 1-1 | 0 | 1 | 0 | 2 | 0 | 0 | 0 | 0 | 11 |
| 22 Shemar Wilson | F 31:04 | 3-14 | 0-1 | 2-2 | 2 | 2 | 4 | 4 | 8 | 1 | 1 | 0 | 4 |
| 1 Phillip Russell | G 34:18 | 4-11 | 2-5 | 1-2 | 1 | 2 | 3 | 2 | 8 | 11 | 6 | 2 | 0 |
| 2 Makai Williams | G 30:44 | 4-4 | 3-3 | 1-1 | 2 | 6 | 8 | 3 | 12 | 0 | 3 | 1 | 0 |
| 3 DaJuan Gordon | G 30:33 | 0-1 | 0-1 | 2 | 2 | 4 | 5 | 1 | 0 | 1 | 1 | 0 | 1 |
| 00 Aaron Cash | 28:17 | 1-2 | 0-1 | 0-2 | 0 | 2 | 2 | 0 | 2 | 1 | 0 | 0 | 0 |
| 4 Akili Vining | 29:33 | 3-11 | 2-6 | 0-0 | 1 | 2 | 3 | 1 | 0 | 8 | 2 | 2 | 0 |
| 13 Kade Douglas | 31:13 | 6-12 | 5-10 | 0-0 | 1 | 1 | 2 | 2 | 0 | 17 | 1 | 2 | 1 |
| 30 Fabio Basili | 04:17 | 0-1 | 0-0 | 0-0 | 0 | 0 | 0 | 0 | 0 | 0 | 0 | 1 | 0 |
| 24 Darius Miles | 01:54 | 1-1 | 0-0 | 0-0 | 0 | 0 | 0 | 0 | 0 | 0 | 0 | 0 | 0 |
| Team | | | | | 6 | 2 | 8 | 0 | 0 | 1 | | | |
| Totals | 23:61 | 12-27 | 4-10 | 16 | 19 | 35 | 17 | 17 | 82 | 12 | 15 | 5 | 8 |

| Shooting By Period | | | |
|-----------------------|------|-------|-------|
| 1st | FG% | 12-32 | 37.5% |
| | 3PT% | 7-14 | 50.0% |
| | FT% | 1-1 | 100% |
| 2nd | FG% | 11-29 | 37.9% |
| | 3PT% | 5-13 | 38.5% |
| | FT% | 3-9 | 33.3% |
| 3rd | FG% | 23-61 | 37.7% |
| | 3PT% | 12-27 | 44.4% |
| | FT% | 4-10 | 40.0% |
| Dead Ball Rebounds: 3 | | | |

Technical Fouls: NONE

| Texas - 79 | | | | | | | | | | | | | Record: 11-2 |
|---------------------|---------|------|-------|-----|----------|-------|----|----|----|----|--------|-----|--------------|
| NO. Name | Min | FG | 3P | FT | Rebounds | Fouls | TP | AS | TO | ST | Blocks | pts | |
| 5 Kadin Shredick | F 26:33 | 5-9 | 0-0 | 7-8 | 3 | 4 | 7 | 3 | 5 | 17 | 1 | 3 | 0 |
| 23 Dillon Mitchell | F 26:50 | 3-6 | 0-0 | 2-5 | 5 | 3 | 8 | 2 | 4 | 8 | 0 | 0 | 1 |
| 30 Brock Cunningham | F 34:51 | 2-7 | 1-5 | 0-0 | 6 | 5 | 11 | 3 | 1 | 5 | 4 | 2 | 0 |
| 3 Max Adams | G 37:50 | 6-14 | 3-9 | 5-8 | 0 | 0 | 0 | 2 | 3 | 18 | 7 | 3 | 1 |
| 9 Ithiel Horton | G 35:44 | 4-11 | 3-7 | 2-2 | 3 | 7 | 10 | 2 | 2 | 13 | 1 | 2 | 1 |
| 1 Dylan Dieu | 17:43 | 4-8 | 1-1 | 0-0 | 0 | 3 | 3 | 4 | 2 | 9 | 1 | 1 | 1 |
| 2 Chendall Weaver | 09:34 | 2-6 | 1-3 | 0-0 | 1 | 0 | 1 | 1 | 0 | 5 | 0 | 0 | 1 |
| 0 Chris Johnson | 11:25 | 2-2 | 0-0 | 0-0 | 0 | 0 | 0 | 0 | 0 | 0 | 0 | 0 | 0 |
| Team | | | | | 2 | 3 | 5 | 0 | 0 | 0 | | | |
| Totals | 27:63 | 9-25 | 16-20 | 20 | 25 | 45 | 17 | 17 | 79 | 15 | 12 | 3 | 8 |

| Shooting By Period | | |
|-----------------------|------|-------------|
| 1st | FG% | 15-32 46.9% |
| | 3PT% | 5-13 38.5% |
| | FT% | 4-4 100% |
| 2nd | FG% | 12-31 38.7% |
| | 3PT% | 4-12 33.3% |
| | FT% | 12-16 75% |
| 3rd | FG% | 27-63 42.9% |
| | 3PT% | 9-25 36.0% |
| | FT% | 16-20 80.0% |
| Dead Ball Rebounds: 1 | | |

Technical Fouls: NONE

| UTA | | TEXAS | | Points from | | Period by Period Scoring | | | | | | |
|------------------|--|---------------------------|--|---------------------------|--|--------------------------|--|-------|--|--|--|--|
| Biggest lead | | 0 (1 st 20:00) | | 19 (2 nd 9:46) | | Turnovers | | 8 27 | | | | |
| Best Scoring Run | | 8 (1 st 3:54) | | 10 (1 st 7:01) | | Paint | | 18 34 | | | | |
| Lead Changes | | 0 | | | | Second Chance | | 12 18 | | | | |
| Times Tied | | 0 | | | | Fast Breaks | | 6 7 | | | | |
| Time with Lead | | 00:00 | | 38:21 | | Bench | | 29 18 | | | | |
| | | | | | | | | | | | | |
| | | | | | | | | | | | | |
| | | | | | | | | | | | | |
| | | | | | | | | | | | | |
| | | | | | | | | | | | | |
| | | | | | | | | | | | | |
| | | | | | | | | | | | | |
| | | | | | | | | | | | | |
| | | | | | | | | | | | | |
| | | | | | | | | | | | | |
| | | | | | | | | | | | | |
| | | | | | | | | | | | | |
| | | | | | | | | | | | | |
| | | | | | | | | | | | | |
| | | | | | | | | | | | | |
| | | | | | | | | | | | | |
| | | | | | | | | | | | | |
| | | | | | | | | | | | | |
| | | | | | | | | | | | | |
| | | | | | | | | | | | | |
| | | | | | | | | | | | | |
| | | | | | | | | | | | | |
| | | | | | | | | | | | | |
| | | | | | | | | | | | | |
| | | | | | | | | | | | | |
| | | | | | | | | | | | | |
| | | | | | | | | | | | | |
| | | | | | | | | | | | | |
| | | | | | | | | | | | | |
| | | | | | | | | | | | | |
| | | | | | | | | | | | | |
| | | | | | | | | | | | | |
| | | | | | | | | | | | | |
| | | | | | | | | | | | | |
| | | | | | | | | | | | | |
| | | | | | | | | | | | | |
| | | | | | | | | | | | | |
| | | | | | | | | | | | | |
| | | | | | | | | | | | | |
| | | | | | | | | | | | | |
| | | | | | | | | | | | | |
| | | | | | | | | | | | | |
| | | | | | | | | | | | | |
| | | | | | | | | | | | | |
| | | | | | | | | | | | | |
| | | | | | | | | | | | | |
| | | | | | | | | | | | | |
| | | | | | | | | | | | | |
| | | | | | | | | | | | | |
| | | | | | | | | | | | | |
| | | | | | | | | | | | | |
| | | | | | | | | | | | | |
| | | | | | | | | | | | | |
| | | | | | | | | | | | | |
| | | | | | | | | | | | | |
| | | | | | | | | | | | | |
| | | | | | | | | | | | | |
| | | | | | | | | | | | | |
| | | | | | | | | | | | | |
| | | | | | | | | | | | | |
| | | | | | | | | | | | | |
| | | | | | | | | | | | | |
| | | | | | | | | | | | | |
| | | | | | | | | | | | | |
| | | | | | | | | | | | | |
| | | | | | | | | | | | | |
| | | | | | | | | | | | | |
| | | | | | | | | | | | | |
| | | | | | | | | | | | | |
| | | | | | | | | | | | | |
| | | | | | | | | | | | | |
| | | | | | | | | | | | | |
| | | | | | | | | | | | | |
| | | | | | | | | | | | | |
| | | | | | | | | | | | | |
| | | | | | | | | | | | | |
| | | | | | | | | | | | | |
| | | | | | | | | | | | | |
| | | | | | | | | | | | | |
| | | | | | | | | | | | | |
| | | | | | | | | | | | | |
| | | | | | | | | | | | | |
| | | | | | | | | | | | | |
| | | | | | | | | | | | | |

UTA trailed by just one, 39-38, in the early stages of the 2nd half, but a game-changing 10-0 run in response by Texas created a double-figure edge that the Longhorns held for the final 14 minutes of the game.

@ TARLETON STATE

L, 78-76

| UT Arlington - 76 | | | | | | | | | | | | | Record: 5-4 (1-3) |
|-------------------|---------|------|-------|-----|----------|-------|----|----|----|----|--------|-----|-------------------|
| NO. Name | Min | FG | 3P | FT | Rebounds | Fouls | TP | AS | TO | ST | Blocks | pts | |
| 11 Dwayne Koroma | F 20:55 | 1-2 | 0-0 | 0-0 | 2 | 2 | 4 | 3 | 0 | 2 | 0 | 1 | 1 |
| 22 Shemar Wilson | F 28:02 | 3-5 | 0-0 | 5-6 | 0 | 1 | 1 | 3 | 6 | 8 | 2 | 1 | 0 |
| 1 Phillip Russell | G 29:17 | 4-7 | 3-5 | 0-0 | 0 | 2 | 2 | 3 | 0 | 11 | 3 | 3 | 1 |
| 2 Makai Williams | G 29:17 | 8-13 | 2-4 | 6-8 | 2 | 4 | 6 | 2 | 6 | 24 | 1 | 4 | 3 |
| 3 DaJuan Gordon | G 29:11 | 5-10 | 1-4 | 5-7 | 1 | 3 | 4 | 1 | 7 | 16 | 1 | 3 | 1 |
| 4 Akili Vining | 29:25 | 3-7 | 2-4 | 2-2 | 0 | 4 | 4 | 2 | 1 | 0 | 4 | 2 | 1 |
| 13 Kade Douglas | 08:20 | 0-3 | 0-0 | 0-0 | 2 | 2 | 0 | 0 | 0 | 0 | 1 | 1 | 0 |
| 00 Aaron Cash | 13:34 | 2-4 | 1-2 | 0-0 | 0 | 2 | 2 | 2 | 1 | 5 | 0 | 0 | 0 |
| 5 Brandy Tabot | 11:39 | 0-2 | 0-1 | 0-0 | 1 | 2 | 3 | 0 | 0 | 0 | 0 | 0 | 0 |
| Team | | | | | 1 | 1 | 2 | 0 | 0 | 0 | | | |
| Totals | 24:51 | 9-24 | 19-25 | 7 | 23 | 30 | 16 | 21 | 78 | 11 | 16 | 6 | 3 |

| Shooting By Period | | |
|---------------------|------|-------------|
| 1 st | FG% | 12-25 48.0% |
| | 3PT% | 6-14 42.9% |
| | FT% | 7-9 77.8% |
| 2 nd | FG% | 12-26 46.2% |
| | 3PT% | 3-10 30.0% |
| | FT% | 12-16 75% |
| GM | FG% | 24-51 47.1% |
| | 3PT% | 9-24 37.5% |
| | FT% | 19-25 76.0% |
| Dead Ball Rebounds: | | |

Technical Fouls: NONE

| Tarleton St. - 78 | | | | | | | | | | | | | Record: 10-4 (3-0) |
|----------------------|---------|-------|-------|-----|----------|-------|----|----|----|----|--------|-----|--------------------|
| NO. Name | Min | FG | 3P | FT | Rebounds | Fouls | TP | AS | TO | ST | Blocks | pts | |
| 5 KAndre Gaddy | F 19:55 | 2-3 | 0-0 | 1-3 | 3 | 2 | 5 | 5 | 6 | 5 | 2 | 1 | 0 |
| 6 Jakore Smith | F 20:22 | 3-5 | 0-0 | 3-6 | 0 | 0 | 4 | 4 | 1 | 1 | 15 | 2 | 1 |
| 9 Emmanuel Innocenti | F 37:59 | 7-12 | 2-4 | 3-4 | 0 | 6 | 6 | 3 | 2 | 19 | 3 | 2 | 4 |
| 4 Lue Williams | G 33:21 | 5-11 | 4-5 | 2-2 | 0 | 1 | 1 | 2 | 1 | 6 | 2 | 2 | 0 |
| 13 Devon Barnes | G 40:00 | 6-11 | 3-6 | 3-3 | 0 | 3 | 3 | 3 | 4 | 18 | 5 | 2 | 2 |
| 17 Travis Jackson | 24:44 | 4-6 | 0-0 | 0-0 | 4 | 4 | 4 | 4 | 0 | 0 | 0 | 0 | 0 |
| 11 Bubba Benjamin | 22:45 | 1-3 | 0-0 | 3-4 | 1 | 1 | 2 | 2 | 5 | 0 | 1 | 1 | 0 |
| 23 Dario Domingos | 00:51 | 0-0 | 0-0 | 0-0 | 0 | 0 | 0 | 0 | 0 | 0 | 0 | 0 | 0 |
| Team | | | | | 0 | 1 | 1 | 0 | 0 | 0 | 3 | | |
| Totals | 27:57 | 12-21 | 12-16 | 8 | 22 | 30 | 21 | 16 | 78 | 15 | 15 | 10 | 2 |

| Shooting By Period | | | |
|-----------------------|------|-------|-------|
| 1st | FG% | 15-30 | 50.0% |
| | 3PT% | 7-12 | 58.3% |
| | FT% | 5-6 | 83.3% |
| 2nd | FG% | 12-27 | 44.4% |
| | 3PT% | 5-9 | 55.6% |
| | FT% | 7-10 | 70% |
| 3rd | FG% | 27-57 | 47.4% |
| | 3PT% | 12-21 | 57.1% |
| | FT% | 12-16 | 75.0% |
| Dead Ball Rebounds: 3 | | | |

Technical Fouls: NONE

| | UTA | TAR | Points from | | | Period by Period Scoring | | | |
|------------------|---------------------------|---------------------------|---------------|----|----|--------------------------|-----|-----|-----|
| Biggest lead | 5 (1 st 13:35) | 13 (2 nd 7:03) | Turnovers | 19 | 18 | | 1st | 2nd | TOT |
| Best Scoring Run | 10 (2 nd 4:00) | 6 (1 st 17:40) | Paint | 26 | 24 | | | | |
| Lead Changes | 4 | | Second Chance | 5 | 5 | UTA | 37 | 39 | 76 |
| Times Tied | 5 | | Fast Breaks | 26 | 10 | | | | |
| Time with Lead | 07:28 | 29:43 | Bench | 15 | 5 | TAR | 42 | 36 | 78 |

UTA trailed by 13 points with six minutes remaining, mounted a 10-0 run before tying the contest with under a minute to play on a Makai Williams layup, but a 3-pointer by Tarleton's Lue Williams with 24 seconds left ultimately won it.

@ SFA

L, 92-73

| UT Arlington - 73 | | | | | | | | | | | | | Record: 6-9 (3-0) |
|----------------------------|---------|------|-------|-----|----------|-------|----|----|----|----|--------|-----|-------------------|
| NO. Name | Min | FG | 3P | FT | Rebounds | Fouls | TP | AS | TO | ST | Blocks | pts | |
| 22 Shemar Wilson | F 34:20 | 5-7 | 0-0 | 1-1 | 2 | 4 | 6 | 5 | 11 | 2 | 5 | 0 | 1 |
| 35 Dwayne Koroma | F 14:02 | 0-1 | 0-0 | 3-6 | 2 | 1 | 3 | 2 | 3 | 0 | 1 | 2 | 0 |
| 2 Makai Williams | G 32:09 | 4-8 | 0-1 | 1-6 | 1 | 2 | 3 | 4 | 6 | 9 | 5 | 3 | 0 |
| 4 Akili Vining | G 33:15 | 6-13 | 4-7 | 0-2 | 0 | 4 | 4 | 0 | 2 | 16 | 5 | 2 | 1 |
| 13 Kade Douglas | G 31:44 | 4-10 | 2-7 | 3-4 | 1 | 3 | 4 | 2 | 13 | 0 | 2 | 1 | 0 |
| 5 Brandy Tabot | 06:56 | 0-4 | 0-0 | 2-2 | 0 | 0 | 0 | 0 | 1 | 0 | 0 | 0 | 0 |
| 00 Aaron Cash | 12:49 | 0-3 | 0-1 | 0-0 | 1 | 1 | 2 | 0 | 0 | 0 | 1 | 1 | 0 |
| 30 Fabio Basili | 12:24 | 2-4 | 2-3 | 2-2 | 2 | 1 | 3 | 1 | 8 | 0 | 3 | 0 | 1 |
| 24 Darius Miles | 06:29 | 1-2 | 0-0 | 0-0 | 0 | 2 | 2 | 1 | 0 | 2 | 1 | 0 | 1 |
| 23 Sterling Gaston-Chapman | 13:12 | 1-1 | 1-1 | 6-8 | 0 | 1 | 1 | 3 | 5 | 9 | 0 | 0 | 0 |
| Team | | | | | 2 | 2 | 4 | 0 | 0 | 0 | | | |
| Totals | 29:53 | 9-24 | 18-31 | 11 | 21 | 32 | 25 | 73 | 13 | 18 | 5 | 6 | 3 |

| Shooting By Period | | | |
|-----------------------|------|-------|-------|
| 1st | FG% | 10-24 | 41.7% |
| | 3PT% | 4-14 | 28.6% |
| | FT% | 3-6 | 50% |
| 2nd | FG% | 13-29 | 44.8% |
| | 3PT% | 5-10 | 50.0% |
| | FT% | 15-25 | 60% |
| GM | FG% | 23-53 | 43.4% |
| | 3PT% | 9-24 | 37.5% |
| | FT% | 18-31 | 58.1% |
| Dead Ball Rebounds: 5 | | | |

Technical Fouls: Wilson 2nd 1:39

| Stephen F. Austin - 92 | | | | | | | | | | | | | Record: 10-5 (3-1) |
|-------------------------|---------|------|-----|-----|----------|-------|----|----|----|----|--------|-----|--------------------|
| NO. Name | Min | FG | 3P | FT | Rebounds | Fouls | TP | AS | TO | ST | Blocks | pts | |
| 32 Jaiquan Stone | F 12:51 | 2-5 | 0-0 | 0-0 | 3 | 0 | 3 | 2 | 0 | 4 | 0 | 1 | 0 |
| 4 Frank States | F 23:46 | 2-3 | 1-1 | 0-1 | 1 | 1 | 4 | 1 | 9 | 2 | 3 | 1 | 0 |
| 1 Matt Hayman | G 21:51 | 7-12 | 4-6 | 2-2 | 1 | 3 | 4 | 2 | 1 | 20 | 2 | 0 | 2 |
| 6 Sadaidre Hall | G 23:46 | 5-8 | 0-1 | 2-6 | 0 | 3 | 3 | 2 | 6 | 12 | 2 | 1 | 0 |
| 8 AJ Castele | G 25:40 | 4-13 | 2-7 | 5-6 | 0 | 3 | 3 | 1 | 4 | 15 | 4 | 0 | 1 |
| 7 Jai Beaudron | 09:58 | 6-8 | 2-2 | 1-2 | 3 | 3 | 6 | 4 | 15 | 5 | 1 | 0 | 2 |
| 11 Christon Christmas | 18:16 | 2-3 | 1-2 | 0-0 | 2 | 5 | 7 | 2 | 5 | 1 | 2 | 3 | 0 |
| 22 Nana Antwi-Bosasiako | 19:36 | 1-2 | 0-0 | 0-0 | 4 | 5 | 0 | 2 | 1 | 1 | 0 | 2 | 0 |
| 0 Myles Jenkins | 11:20 | 2-3 | 1-1 | 1-2 | 0 | 2 | 0 | 2 | 6 | 1 | 0 | 0 | 0 |
| 4 Kimani Williams | 14:20 | 0-2 | 0-0 | 1-2 | 0 | 3 | 3 | 1 | 2 | 1 | 0 | 0 | 0 |
| 23 Clayton Southwick | 13:49 | 1-4 | 0-1 | 1-2 | 0 | 0 | 0 | 1 | 9 | 0 | 0 | 1 | 1 |



GAME BOXES & QUICK SNAPSHOTS

@ ACU

L, 78-67

UT Arlington - 67

| UT Arlington - 67 | | | | | | | | | | | | | | | | |
|--------------------|-------------------------|---------|-------|------|-------|----------|-------|----|----|----|----|--------|-----|----|-----|-----|
| Record: 9-10 (4-4) | | | | | | | | | | | | | | | | |
| NO. | Name | Min | FG | 3P | FT | Rebounds | Fouls | TP | AS | TO | ST | Blocks | PTS | FF | | |
| 22 | Shemar Wilson | F 33:40 | 4-8 | 1-1 | 2-6 | 6 | 12 | 3 | 5 | 11 | 1 | 3 | 0 | 1 | -16 | |
| 20 | Makiah Williams | G 33:10 | 5-13 | 2-5 | 5-6 | 0 | 3 | 13 | 4 | 17 | 2 | 3 | 2 | 0 | -16 | |
| 3 | DaJuan Gordon | G 35:25 | 5-13 | 1-4 | 2-7 | 2 | 9 | 11 | 4 | 13 | 3 | 4 | 0 | 2 | -8 | |
| 4 | Akili Vining | G 29:44 | 4-14 | 1-6 | 2-2 | 1 | 2 | 4 | 11 | 1 | 2 | 3 | 0 | 1 | -7 | |
| 5 | Brandy Talbot | G 12:52 | 0-4 | 0-3 | 0-0 | 1 | 2 | 3 | 1 | 1 | 0 | 1 | 2 | 0 | -1 | |
| 11 | Phillip Russell | 24:46 | 2-12 | 1-6 | 4-4 | 2 | 1 | 3 | 3 | 6 | 9 | 3 | 1 | 0 | -10 | |
| 23 | Sterling Gaston-Chapman | 15:33 | 1-1 | 0-0 | 3-4 | 2 | 2 | 4 | 0 | 2 | 0 | 0 | 0 | 0 | 0 | |
| 13 | Kade Douglas | 03:46 | 0-2 | 0-2 | 0-0 | 0 | 0 | 0 | 0 | 0 | 0 | 0 | 0 | 0 | -5 | |
| 11 | Dwayne Koroma | 11:01 | 0-0 | 0-0 | 1-2 | 1 | 4 | 5 | 2 | 3 | 1 | 1 | 0 | 0 | 0 | |
| Team | | | | | | | | | | | | | | | | |
| Totals | | | 21-65 | 6-27 | 19-31 | 17 | 28 | 46 | 21 | 25 | 37 | 8 | 18 | 12 | 4 | -11 |

Technical Fouls: 2

Shooting By Period

1st FG% 11-34 32.4%

2nd FG% 10-31 32.3%

3rd FG% 11-31 35.5%

FT% 18-21 85.7%

GM FG% 21-65 32.3%

FT% 19-31 61.3%

Dead Ball Rebounds: 7

Ablene Christian - 78

| Record: 7-11 (2-8) | | | | | | | | | | | | | | | | |
|-----------------------|---------|-------|------|-------|----------|-------|----|----|----|----|--------|-----|----|----|----|----|
| NO. Name | Min | FG | 3P | FT | Rebounds | Fouls | TP | AS | TO | ST | Blocks | PTS | FF | PF | | |
| 3 Leonardo Bettiol | F 19:32 | 3-7 | 0-0 | 1-3 | 3 | 1 | 4 | 5 | 3 | 7 | 0 | 2 | 1 | 0 | 12 | |
| 23 Aaron Simmons | F 19:20 | 8-16 | 2-2 | 5-6 | 2 | 10 | 12 | 4 | 4 | 23 | 0 | 5 | 2 | 2 | 0 | |
| 4 Kavin McCain | G 33:18 | 1-5 | 0-1 | 0-1 | 1 | 3 | 4 | 2 | 2 | 2 | 1 | 2 | 1 | 0 | 1 | |
| 21 Hunter Jack Madden | G 32:38 | 6-11 | 4-6 | 2-2 | 1 | 2 | 3 | 2 | 3 | 18 | 3 | 5 | 1 | 0 | 10 | |
| 4 Al Abdul Dibba | G 33:01 | 6-13 | 1-3 | 10-11 | 0 | 3 | 3 | 4 | 6 | 23 | 2 | 1 | 2 | 1 | 14 | |
| 23 Aiden Ighion | G 23:23 | 0-4 | 0-1 | 0-0 | 1 | 7 | 8 | 2 | 1 | 0 | 1 | 0 | 2 | 1 | 0 | |
| 0 JV Set | 12:24 | 1-3 | 0-1 | 1-2 | 0 | 2 | 3 | 1 | 3 | 0 | 0 | 0 | 0 | 0 | 3 | |
| 10 Nasir DeGruy | 10:27 | 1-1 | 0-0 | 0-0 | 1 | 1 | 2 | 2 | 0 | 2 | 0 | 3 | 0 | 0 | 7 | |
| 13 Mudubun Muoneke | 01:14 | 0-0 | 0-0 | 0-0 | 0 | 0 | 0 | 0 | 0 | 0 | 0 | 1 | 0 | 0 | -3 | |
| 2 Yaniel Rivera | 01:43 | 0-0 | 0-0 | 0-0 | 0 | 0 | 0 | 0 | 0 | 0 | 0 | 0 | 0 | 0 | 0 | |
| Team | | | | | | | | | | | | | | | | |
| Totals | | 26-60 | 7-14 | 19-25 | 11 | 32 | 43 | 25 | 20 | 78 | 7 | 10 | 9 | 4 | 2 | 11 |

Technical Fouls: 2

Shooting By Period

1st FG% 14-32 43.8%

2nd FG% 12-28 42.9%

3rd FG% 11-16 68.8%

FT% 18-21 85.7%

GM FG% 26-60 43.3%

FT% 19-25 76.0%

Dead Ball Rebounds: 1

| Biggest lead | 3 (1st 19:47) | 14 (2nd 14:40) |
|------------------|---------------|----------------|
| Best Scoring Run | 9 (2nd 10:53) | 7 (1st 18:15) |
| Lead Changes | 1 | |
| Times Tied | 1 | |
| Time with Lead | 00:43 | 36:57 |

| Points from Turnovers | 11 | 18 |
|-----------------------|----|----|
| Paint | 30 | 36 |
| Second Chance | 15 | 11 |
| Fast Breaks | 8 | 16 |
| Bench | 15 | 5 |

| Period by Period Scoring | 1st | 2nd | TOT |
|--------------------------|-----|-----|-----|
| UTA | 33 | 34 | 67 |
| ACU | 41 | 37 | 78 |

UTA dug itself a 14-point 2nd-half deficit, but fought back to only trail by three, 59-56, with just under eight minutes remaining. However, they wouldn't get any closer.

RV GRAND CANYON

L, 67-61

Grand Canyon - 67

| Record: 19-10 (4-4) | | | | | | | | | | | | | | | | |
|------------------------|---------|-------|------|-------|----------|-------|----|----|----|----|--------|-----|----|----|----|---|
| NO. Name | Min | FG | 3P | FT | Rebounds | Fouls | TP | AS | TO | ST | Blocks | PTS | FF | PF | | |
| 24 Duke Brennan | F 26:29 | 2-4 | 0-0 | 1-1 | 2 | 4 | 6 | 4 | 2 | 5 | 1 | 1 | 1 | 0 | 5 | |
| 30 Gabe McClothen | F 36:54 | 2-6 | 1-3 | 9-10 | 2 | 7 | 9 | 4 | 6 | 14 | 0 | 3 | 2 | 1 | 2 | |
| 0 Ray Harrison | G 36:57 | 4-13 | 0-0 | 3-4 | 4 | 7 | 4 | 6 | 8 | 0 | 2 | 3 | 2 | 0 | 11 | |
| 7 Tyon Grant-Foster | G 36:37 | 5-19 | 1-4 | 7-10 | 3 | 4 | 7 | 2 | 8 | 16 | 1 | 5 | 1 | 1 | 3 | |
| 8 Collin Moore | G 33:35 | 1-4 | 0-3 | 6-6 | 1 | 0 | 1 | 4 | 4 | 8 | 1 | 3 | 1 | 0 | 9 | |
| 10 Jovan Blacksher Jr. | 03:48 | 0-2 | 0-2 | 0-0 | 0 | 0 | 0 | 0 | 0 | 0 | 0 | 0 | 0 | 0 | -2 | |
| 5 Luk Wui | 16:09 | 2-3 | 1-1 | 1-2 | 2 | 2 | 4 | 3 | 1 | 6 | 0 | 1 | 2 | 0 | 0 | |
| 22 Josh Baker | 05:05 | 0-1 | 0-0 | 0-0 | 0 | 0 | 0 | 0 | 0 | 0 | 0 | 3 | 0 | 1 | 0 | |
| 20 Isaiah Shaw | 03:58 | 0-2 | 0-1 | 0-0 | 0 | 0 | 0 | 0 | 0 | 0 | 0 | 0 | 0 | 0 | -7 | |
| 2 Sydney Curry | 00:29 | 0-0 | 0-0 | 0-0 | 0 | 0 | 0 | 0 | 0 | 0 | 0 | 0 | 0 | 0 | -2 | |
| Team | | | | | | | | | | | | | | | | |
| Totals | | 16-54 | 4-19 | 31-36 | 13 | 19 | 32 | 19 | 27 | 67 | 7 | 19 | 11 | 2 | 6 | 5 |

Technical Fouls: 2

Shooting By Period

1st FG% 9-28 32.1%

2nd FG% 10-11 90.9%

3rd FG% 7-8 87.5%

FT% 21-25 84%

GM FG% 16-54 29.6%

FT% 31-36 86.1%

Dead Ball Rebounds: 6

UT Arlington - 61

| Record: 9-11 (4-5) | | | | | | | | | | | | | | | |
|----------------------------|---------|-------|------|-------|----------|-------|----|----|----|----|--------|-----|----|-----|-----|
| NO. Name | Min | FG | 3P | FT | Rebounds | Fouls | TP | AS | TO | ST | Blocks | PTS | FF | PF | |
| 22 Shemar Wilson | F 26:25 | 3-9 | 0-2 | 4-4 | 3 | 3 | 5 | 7 | 10 | 1 | 1 | 2 | 4 | -23 | |
| 20 Aaron Cash | G 32:40 | 4-14 | 0-4 | 0-0 | 3 | 4 | 7 | 4 | 8 | 0 | 2 | 3 | 2 | 0 | 0 |
| 2 Makah Williams | G 28:59 | 4-7 | 2-4 | 3-4 | 0 | 0 | 4 | 4 | 13 | 2 | 8 | 2 | 0 | 0 | 0 |
| 3 DaJuan Gordon | G 39:02 | 4-8 | 0-2 | 5-6 | 3 | 7 | 10 | 4 | 3 | 3 | 4 | 3 | 0 | 1 | -12 |
| 4 Akili Vining | G 26:35 | 0-4 | 0-1 | 2-2 | 0 | 5 | 5 | 2 | 2 | 3 | 1 | 0 | 0 | 0 | -13 |
| 5 Brandy Talbot | G 36:56 | 1-2 | 0-0 | 1-2 | 0 | 0 | 1 | 0 | 1 | 0 | 0 | 1 | 0 | 0 | 0 |
| 11 Dwayne Koroma | 02:13 | 0-0 | 0-0 | 0-0 | 0 | 0 | 0 | 0 | 0 | 0 | 0 | 0 | 0 | 0 | 3 |
| 1 Phillip Russell | 21:16 | 2-9 | 2-6 | 4-4 | 0 | 2 | 2 | 2 | 10 | 3 | 3 | 0 | 0 | 0 | 8 |
| 23 Sterling Gaston-Chapman | 02:32 | 0-0 | 0-0 | 0-0 | 0 | 0 | 0 | 0 | 1 | 0 | 0 | 0 | 0 | 0 | 0 |
| 24 Darius Miles | 09:14 | 1-2 | 0-1 | 0-0 | 0 | 0 | 0 | 0 | 2 | 0 | 0 | 1 | 0 | 0 | 14 |
| Team | | | | | | | | | | | | | | | |
| Totals | | 19-52 | 5-22 | 18-20 | 11 | 24 | 35 | 27 | 61 | 11 | 25 | 10 | 6 | 2 | -6 |

Technical Fouls: 2

Shooting By Period

1st FG% 11-29 37.9%

2nd FG% 4-12 33.3%

3rd FG% 9-10 90%

FT% 18-20 90%

GM FG% 19-52 36.5%

FT% 18-20 90%

Dead Ball Rebounds: 1

| Biggest lead | 11 (1st 6:30) | 14 (2nd 12:44) |
|------------------|---------------|----------------|
| Best Scoring Run | 13 (1st 8:27) | 19 (2nd 17:26) |
| Lead Changes | 6 | |
| Times Tied | 13 | 17 |
| Time with Lead | 13:17 | 24:15 |

| Points from Turnovers | 27 | 20 |
|-----------------------|----|----|
| Paint | 16 | 28 |
| Second Chance | 12 | 16 |
| Fast Breaks | 13 | 10 |
| Bench | 6 | 13 |

| Period by Period Scoring | 1st | 2nd | TOT |
|--------------------------|-----|-----|-----|
| UTA | 35 | 26 | 61 |
| GRAND CANYON | 37 | 67 | |

UTA had a nine-point lead with four minutes remaining. However, GCU closed the game on a 17-2 run.

@ SOUTHERN UTAH

W, 76-68

UT Arlington - 76

| NO. | Name | Min | FG | 3P | FT | Rebounds | Fouls | TP | AS | TO | ST | Blocks | PTS | FF | PF |
|--------|-------------------------|---------|-------|-------|-------|----------|-------|----|----|----|----|--------|-----|----|----|
| 22 | Shemar Wilson | F 30:28 | 1-7 | 0-1 | 0-0 | 0 | 6 | 6 | 4 | 2 | 2 | 0 | 1 | 0 | 5 |
| 20 | Aaron Cash | G 18:18 | 0-2 | 0-1 | 1-2 | 4 | 4 | 8 | 2 | 1 | 0 | 2 | 3 | 0 | 0 |
| 2 | Makah Williams | G 28:51 | 5-11 | 3-4 | 1-2 | 0 | 4 | 4 | 14 | 3 | 2 | 1 | 1 | 1 | 7 |
| 3 | DaJuan Gordon | G 34:06 | 6-12 | 1-2 | 5-6 | 3 | 7 | 10 | 4 | 6 | 18 | 3 | 7 | 2 | 0 |
| 4 | Akili Vining | G 09:25 | 0-3 | 0-1 | 0-0 | 0 | 0 | 0 | 1 | 0 | 1 | 0 | 0 | 0 | 1 |
| 1 | Phillip Russell | 29:47 | 7-13 | 5-10 | 3-5 | 0 | 2 | 2 | 25 | 4 | 1 | 3 | 0 | 0 | 0 |
| 5 | Brandy Talbot | 27:35 | 3-5 | 2-4 | 2-2 | 1 | 4 | 5 | 0 | 1 | 10 | 2 | 4 | 0 | 0 |
| 23 | Sterling Gaston-Chapman | 10:58 | 2-3 | 0-0 | 0-0 | 1 | 1 | 2 | 0 | 4 | 0 | 1 | 0 | 1 | 0 |
| 11 | Dwayne Koroma | 01:17 | 0-0 | 0-0 | 0-0 | 0 | 0 | 0 | 0 | 0 | 0 | 0 | 0 | 0 | 0 |
| 24 | Darius Miles | 04:25 | 0-2 | 0-0 | 0-0 | 0 | 0 | 0 | 0 | 0 | 0 | 0 | 0 | 0 | 0 |
| 13 | Kade Douglas | 03:25 | 1-2 | 1-2 | 0-0 | 0 | 0 | 0 | 1 | 0 | 3 | 0 | 0 | 0 | 0 |
| 30 | Fabio Basili | 01:29 | 1-2 | 0-1 | 0-0 | 0 | 0 | 0 | 0 | 0 | 0 | 0 | 1 | 0 | 0 |
| Team | | | | | | | | | | | | | | | |
| Totals | | | 26-62 | 12-26 | 12-17 | 12 | 28 | 40 | 22 | 76 | 13 | 18 | 10 | 6 | 4 |

Technical Fouls: 2

Shooting By Period

1st FG% 13-29 44.8%

2nd FG% 6-14 42.9%

3rd FG% 4-5 80%

FT% 13-13 100%

GM FG% 26-62 41.9%

FT% 12-17 70.6%

Dead Ball Rebounds: 2

Southern Utah - 68

| Record: 8-13 (3-7) | | | | | | | | | | | | | | | | |
|--------------------|---------|-------|-------|-------|----------|-------|-----|-----|-----|-----|--------|-----|-----|-----|-----|-----|
| NO. Name | Min | FG | 3P | FT | Rebounds | Fouls | TP | AS | TO | ST | Blocks | PTS | FF | PF | | |
| 14 Jamar Sibley | F 30:09 | 4-15 | 0-3 | 0-0 | 1 | 4 | 5 | 0 | 8 | 0 | 1 | 0 | 0 | 0 | -6 | |
| 22 Parisa Fallah | C 17:55 | 1-2 | 0-0 | 0-0 | 2 | 2 | 2 | 1 | 2 | 1 | 5 | 0 | 0 | 0 | -8 | |
| 1 Dominique Ford | G 23:28 | 4-11 | 1-3 | 0-0 | 1 | 3 | 4 | 5 | 4 | 9 | 2 | 1 | 1 | 0 | -5 | |
| 4 Braden Houston | J 20:05 | 1-5 | 1-2 | 0-0 | 1 | 3 | 4 | 5 | 2 | 3 | 1 | 3 | 2 | 1 | -5 | |
| 31 Sean Young | F 24:44 | 1-10 | 1-4 | 0-0 | 1 | 3 | 4 | 5 | 2 | 3 | 1 | 3 | 2 | 1 | -5 | |
| 16 Prophet Johnson | 07:25 | 5-13 | 0-0 | 0-0 | 6 | 8 | 3 | 1 | 3 | 6 | 18 | 3 | 2 | 3 | -4 | -2 |
| 33 Brock Fielder | 19:52 | 2-4 | 0-1 | 1-2 | 2 | 1 | 3 | 1 | 5 | 0 | 0 | 0 | 0 | 1 | 0 | -6 |
| 20 Jamar Heston | 00:00 | 0-0 | 0-0 | 0-0 | 0-0 | 0-0 | 0-0 | 0-0 | 0-0 | 0-0 | 0-0 | 0-0 | 0-0 | 0-0 | 0-0 | -6 |
| 21 Robert Jeter Jr | 05:46 | 0-1 | 0-1 | 0-0 | 0 | 0 | 0 | 0 | 0 | 0 | 0 | 0 | 0 | 0 | 0 | -1 |
| 20 Robert Dryachok | 00:28 | 1-2 | 1-2 | 0-0 | 0 | 0 | 0 | 0 | 0 | 0 | 0 | 0 | 0 | 0 | 0 | -3 |
| Team | | | | | 3 | 7 | | | | | | | | | | |
| | | 25.6% | 41.0% | 16.2% | 2 | 2 | 21 | 20 | 0 | 1 | 1 | 10 | 4 | 5 | 0 | -24 |



GAME BOXES & QUICK SNAPSHOTS

CALIFORNIA BAPTIST

W, 71-57

California Baptist - 57

Record: 15-15 (8-11)

| Shooting By Period | | | | | | | | | | | | | | | |
|--------------------|----------------------|---------|-------|------|-------|-----------|-------|----|----|----|----|--------|----|-----|-----|
| NO. | Name | Min | FG | 3P | FT | Rebounds | Fouls | TP | AS | TO | ST | Blocks | BA | PTS | |
| | | | M.A. | M.A. | M.A. | OR DR TOT | PF | FD | | | | | | | |
| 4 | Brantly Stevenson | F 33:56 | 1-7 | 1-4 | 0-0 | 1 1 2 | 3 | 1 | 3 | 2 | 2 | 3 | 0 | 1 | -14 |
| 10 | Hunter Goodrick | F 27:27 | 2-4 | 0-1 | 0-0 | 1 7 8 | 3 | 0 | 4 | 2 | 3 | 1 | 0 | 0 | -3 |
| 24 | Yvan Cuedrango | F 28:13 | 4-6 | 0-0 | 0-2 | 2 4 6 | 2 | 4 | 8 | 2 | 3 | 0 | 1 | 0 | -10 |
| 3 | Blondeau Tchoukuegno | G 38:35 | 2-11 | 1-4 | 12-13 | 0 2 2 | 1 | 8 | 17 | 3 | 5 | 2 | 0 | 2 | -12 |
| 12 | Scotty Washington | G 38:45 | 4-11 | 2-6 | 7-7 | 0 1 1 | 1 | 5 | 17 | 0 | 5 | 0 | 0 | 1 | -16 |
| 0 | Kendall Coleman | 21:58 | 3-8 | 0-1 | 2-2 | 5 6 11 | 1 | 1 | 8 | 1 | 1 | 2 | 0 | 0 | -16 |
| 2 | Chris Chiles | 02:40 | 0-0 | 0-0 | 0-0 | 0 0 0 | 2 | 0 | 0 | 0 | 0 | 0 | 0 | 0 | 0 |
| 32 | Tyler Isak | 06:04 | 0-1 | 0-1 | 0-0 | 0 0 0 | 0 | 1 | 0 | 1 | 1 | 1 | 1 | 0 | 0 |
| 21 | Malik Wade | 02:22 | 0-0 | 0-0 | 0-0 | 0 0 0 | 0 | 0 | 0 | 0 | 0 | 1 | 0 | 0 | 1 |
| Team | | | | | | 1 2 3 | | | 0 | 0 | | | | | |
| Totals | | | 16-49 | 4-17 | 21-24 | 10 23 33 | 13 | 20 | 57 | 11 | 20 | 10 | 2 | 4 | 134 |

Technical Fouls: NONE

UT Arlington - 71

Record: 18-13 (13-7)

| No. | Name | | FG | 3P | FT | Rebounds | Fouls | TP | AS | TO | ST | Blocks | BA | Shooting By Period | | |
|--------|-------------------------|---------|-------|------|------|----------|-------|----|----|----|----|--------|----|--------------------|-----|----|
| | | | | | | | | | | | | | | pts | pts | |
| 22 | Shemar Wilson | F 27:49 | 3-6 | 0-0 | 0-0 | 2 2 4 | 4 | 4 | 6 | 0 | 2 | 2 | 3 | 14 | 14 | 14 |
| 00 | Aaron Cash | G 29:47 | 5-16 | 0-7 | 2-2 | 2 6 8 | 1 | 1 | 12 | 1 | 1 | 2 | 0 | 1 | 12 | 12 |
| 2 | Makiah Williams | G 30:00 | 6-9 | 1-2 | 0-2 | 1 2 3 | 1 | 3 | 13 | 4 | 4 | 1 | 0 | 16 | 16 | 16 |
| 3 | DaJuan Gordon | G 31:49 | 5-12 | 1-5 | 1-1 | 2 5 7 | 3 | 1 | 12 | 1 | 2 | 4 | 0 | 14 | 14 | 14 |
| 4 | Akili Vining | G 10:16 | 1-2 | 0-1 | 2-2 | 0 3 3 | 3 | 1 | 4 | 1 | 1 | 0 | 0 | 8 | 8 | 8 |
| 1 | Phillip Russell | 33:13 | 2-7 | 2-5 | 0-1 | 2 3 5 | 2 | 2 | 6 | 7 | 3 | 1 | 0 | 5 | 5 | 5 |
| 11 | Dwayne Koroma | 12:35 | 5-5 | 0-0 | 0-0 | 3 1 4 | 3 | 0 | 10 | 0 | 1 | 0 | 0 | 16 | 16 | 16 |
| 23 | Sterling Gaston-Chapman | 03:42 | 0-1 | 0-0 | 0-0 | 0 0 0 | 0 | 2 | 0 | 0 | 0 | 0 | 1 | 0 | 0 | 0 |
| 5 | Brandyn Talbot | 14:44 | 1-1 | 1-1 | 1-2 | 0 1 1 | 1 | 0 | 1 | 4 | 1 | 0 | 0 | 0 | 0 | 0 |
| 30 | Fabio Basili | 06:05 | 2-4 | 0-2 | 0-0 | 0 1 1 | 1 | 0 | 4 | 0 | 1 | 0 | 0 | 0 | 0 | 0 |
| Team | | | | | | 1 1 2 | | | 0 | 1 | | | | | | |
| Totals | | | 30-63 | 5-23 | 6-10 | 13 25 38 | 20 | 13 | 71 | 15 | 16 | 11 | 4 | 2 | 14 | 14 |

Technical Fouls: Russell 2nd 18:47

| | CBU | UTA |
|--------------------------|---------------------------|---------------------------|
| Biggest lead | 0 (1 st 20:00) | 18 (1 st 9:31) |
| Best Scoring Run | 6 (1 st 7:07) | 9 (1 st 13:14) |
| Lead Changes | 0 | |
| Times Tied | 1 | |
| Time with Lead | 00:00 | 37:36 |
| Points from | | |
| Turnovers | 21 | 26 |
| Paint | 20 | 48 |
| Second Chance | 14 | 6 |
| Fast Breaks | 12 | 21 |
| Bench | 8 | 24 |
| Period by Period Scoring | | |
| 1st | 29 | 28 |
| 2nd | 28 | 57 |
| TOT | | |
| CBU | 29 | 28 |
| UTA | 37 | 34 |
| 71 | | |

CBU erased an 18-point deficit to tie the game in the 2nd half, but the Mavs responded with a 6-0 run as part of a larger 14-2 stretch as they never trailed.

WAC QUARTERS

WAC FINAL



POSTSEASON



WAC SEMIS



2023-24 OVERALL STATS

Game Records

| Record | Overall | Home | Away | Neutral |
|----------------|---------|------|------|---------|
| ALL GAMES | 18-13 | 12-3 | 5-10 | 1-0 |
| CONFERENCE | 13-7 | 8-2 | 5-5 | 0-0 |
| NON-CONFERENCE | 5-6 | 4-1 | 0-5 | 1-0 |

Score by Periods

| Team | 1st | 2nd | OT | TOT |
|--------------|------|------|----|------|
| UT Arlington | 1115 | 1219 | 10 | 2344 |
| Opponents | 1020 | 1219 | 2 | 2241 |

Team Box Score

| Team Box Score | | | | | Total | | 3-Point | | F-Throw | | Rebounds | | | | | | | | | | | | | |
|----------------|--------------------------|-------|--------|------|----------|------|----------|------|---------|------|----------|-----|------|------|-----|----|-----|-----|-----|-----|------|------|--|--|
| | | GP-GS | MIN | AVG | FG-FGA | FG% | 3FG-3FGA | 3FG% | FT-FTA | FT% | OFF | DEF | TOT | AVG | PF | DQ | A | TO | BLK | STL | PTS | AVG | | |
| 1 | RUSSELL, Phillip | 19-8 | 552:32 | 29.1 | 77-201 | .383 | 39-112 | .348 | 64-78 | .821 | 7 | 31 | 38 | 2.0 | 47 | 0 | 79 | 42 | 4 | 19 | 257 | 13.5 | | |
| 3 | GORDON, Dajuan | 30-27 | 926:03 | 30.9 | 127-283 | .449 | 32-105 | .305 | 100-133 | .752 | 62 | 189 | 251 | 8.4 | 89 | 4 | 77 | 90 | 9 | 55 | 386 | 12.9 | | |
| 22 | WILSON, Shemar | 31-31 | 916:17 | 29.6 | 121-238 | .508 | 5-19 | .263 | 119-165 | .721 | 87 | 158 | 245 | 7.9 | 97 | 5 | 41 | 53 | 59 | 22 | 366 | 11.8 | | |
| 2 | WILLIAMS, Makaih | 31-27 | 770:56 | 24.9 | 106-239 | .444 | 40-88 | .455 | 94-124 | .758 | 22 | 70 | 92 | 3.0 | 98 | 6 | 87 | 90 | 8 | 29 | 346 | 11.2 | | |
| 00 | CASH, Aaron | 29-15 | 641:57 | 22.1 | 85-176 | .483 | 21-61 | .344 | 16-22 | .727 | 55 | 70 | 125 | 4.3 | 50 | 2 | 21 | 30 | 18 | 32 | 207 | 7.1 | | |
| 4 | VINING, Akili | 31-15 | 667:36 | 21.5 | 69-192 | .359 | 36-102 | .353 | 31-40 | .775 | 7 | 66 | 73 | 2.4 | 57 | 0 | 69 | 37 | 6 | 31 | 205 | 6.6 | | |
| 12 | BAGATSKIS, Freds Pauls | 2-0 | 21:15 | 10.6 | 3-8 | .375 | 3-7 | .429 | 3-5 | .600 | 0 | 3 | 3 | 1.5 | 0 | 0 | 0 | 0 | 0 | 0 | 12 | 6.0 | | |
| 13 | DOUGLAS, Kade | 22-1 | 323:27 | 14.7 | 40-120 | .333 | 35-107 | .327 | 8-12 | .667 | 6 | 24 | 30 | 1.4 | 29 | 0 | 22 | 20 | 1 | 3 | 123 | 5.6 | | |
| 5 | TALBOT, Brandyn | 28-12 | 490:42 | 17.5 | 53-134 | .396 | 36-97 | .371 | 13-17 | .765 | 16 | 40 | 56 | 2.0 | 32 | 0 | 41 | 25 | 2 | 8 | 155 | 5.5 | | |
| 8 | GIBSON, Chauncey | 4-0 | 52:48 | 13.2 | 7-23 | .304 | 4-15 | .267 | 0-0 | .000 | 2 | 7 | 9 | 2.3 | 3 | 0 | 3 | 5 | 1 | 1 | 18 | 4.5 | | |
| 11 | KOROMA, Dwayne | 30-14 | 428:00 | 14.3 | 46-72 | .639 | 2-9 | .222 | 22-41 | .537 | 37 | 42 | 79 | 2.6 | 58 | 2 | 17 | 24 | 5 | 13 | 116 | 3.9 | | |
| 30 | BASIL, Fabio | 19-0 | 134:14 | 7.1 | 24-50 | .480 | 9-26 | .346 | 12-15 | .800 | 5 | 17 | 22 | 1.2 | 24 | 0 | 17 | 21 | 2 | 3 | 69 | 3.6 | | |
| 23 | GASTON-CHAPMAN, Sterling | 23-5 | 226:38 | 9.9 | 17-49 | .347 | 4-14 | .286 | 17-26 | .654 | 19 | 19 | 38 | 1.7 | 38 | 0 | 7 | 6 | 3 | 12 | 55 | 2.4 | | |
| 24 | MILES, Darrius | 13-0 | 72:35 | 5.6 | 11-25 | .440 | 1-9 | .111 | 6-11 | .545 | 4 | 12 | 16 | 1.2 | 9 | 0 | 0 | 9 | 2 | 0 | 29 | 2.2 | | |
| Team | | | | | | | | | | | 43 | 51 | 94 | | | | | 27 | | | | | | |
| Total | | 31 | 6225 | | 786-1810 | .434 | 267-771 | .346 | 505-689 | .733 | 372 | 799 | 1171 | 37.8 | 631 | 19 | 481 | 479 | 120 | 228 | 2344 | 75.6 | | |
| Opponents | | 31 | 6225 | | 751-1790 | .420 | 218-630 | .346 | 521-710 | .734 | 327 | 732 | 1059 | 34.2 | 606 | 21 | 407 | 434 | 113 | 234 | 2241 | 72.3 | | |

Team Statistics

| | UTA | OPP |
|------------------------|-----------------|-----------------|
| Scoring | 2344 | 2241 |
| Points per game | 75.6 | 72.3 |
| Scoring margin | +3.3 | - |
| Field goals-att | 786-1810 | 751-1790 |
| Field goal pct | .434 | .420 |
| 3 point fg-att | 267-771 | 218-630 |
| 3-point FG pct | .346 | .346 |
| 3-pt FG made per game | 8.6 | 7.0 |
| Free throws-att | 505-689 | 521-710 |
| Free throw pct | .733 | .734 |
| F-Throws made per game | 16.3 | 16.8 |
| Rebounds | 1171 | 1059 |
| Rebounds per game | 37.8 | 34.2 |
| Rebounding margin | +3.6 | - |
| Assists | 481 | 407 |
| Assists per game | 15.5 | 13.1 |
| Turnovers | 479 | 434 |
| Turnovers per game | 15.5 | 14.0 |
| Turnover margin | -1.5 | - |
| Assist/turnover ratio | 1.0 | 0.9 |
| Steals | 228 | 234 |
| Steals per game | 7.4 | 7.5 |
| Blocks | 120 | 113 |
| Blocks per game | 3.9 | 3.6 |
| Winning streak | 6 | - |
| Home win streak | 3 | - |
| Attendance | 26660 | 71035 |
| Home games-Avg/Game | 15-1777 | 15-4736 |
| Neutral site-Avg/Game | - | 1-3752 |

Team Results

| Date | Opponent | | Score | Att. |
|------------|-----------------------|-----|--------|-------|
| 11/06/2023 | Oral Roberts | W | 75-71 | 2185 |
| 11/11/2023 | UT Tyler | W | 95-64 | 2512 |
| 11/16/2023 | at New Mexico | L | 80-82 | 10484 |
| 11/19/2023 | at Arizona | L | 56-101 | 13403 |
| 11/22/2023 | Alcorn | W | 82-69 | 1119 |
| 11/25/2023 | Texas St. | L | 66-73 | 1280 |
| 11/29/2023 | Abilene Christian | W | 86-71 | 1275 |
| 12/02/2023 | at Grand Canyon | L | 69-76 | 7214 |
| 12/06/2023 | North Texas-Dallas | W | 74-37 | 1696 |
| 12/16/2023 | vs Air Force | W | 76-73 | 3752 |
| 12/21/2023 | at Texas Tech | L | 66-77 | 8940 |
| 12/23/2023 | at North Texas | L | 52-78 | 3357 |
| 01/01/2024 | at Texas | L | 62-79 | 10713 |
| 01/04/2024 | at Tarleton St. | L | 76-78 | 1078 |
| 01/06/2024 | at SFA | L | 73-92 | 2049 |
| 01/11/2024 | Utah Valley | W | 83-69 | 1112 |
| 01/13/2024 | Seattle U | W | 80-75 | 1009 |
| 01/18/2024 | UTRGV | W | 91-73 | 1824 |
| 01/20/2024 | at Abilene Christian | L | 67-78 | 1541 |
| 01/27/2024 | Grand Canyon | L | 61-67 | 2871 |
| 02/01/2024 | at Southern Utah | W | 76-68 | 1422 |
| 02/03/2024 | at Utah Tech | W | 87-66 | 1904 |
| 02/08/2024 | at California Baptist | L | 63-64 | 2550 |
| 02/10/2024 | SFA | Wot | 71-63 | 2393 |
| 02/15/2024 | Tarleton St. | L | 78-80 | 2110 |
| 02/17/2024 | at UTRGV | W | 89-70 | 2766 |
| 02/22/2024 | Southern Utah | W | 90-85 | 1622 |
| 02/24/2024 | Utah Tech | W | 89-78 | 1781 |
| 02/29/2024 | at Seattle U | W | 82-62 | 999 |
| 03/02/2024 | at Utah Valley | W | 78-65 | 2615 |
| 03/07/2024 | California Baptist | W | 71-57 | 1871 |



2023-24 CONFERENCE-ONLY STATS

Game Records

| Record | Overall | Home | Away | Neutral |
|----------------|---------|------|------|---------|
| ALL GAMES | 13-7 | 8-2 | 5-5 | 0-0 |
| CONFERENCE | 13-7 | 8-2 | 5-5 | 0-0 |
| NON-CONFERENCE | 0-0 | 0-0 | 0-0 | 0-0 |

Score by Periods

| Team | 1st | 2nd | OT | TOT |
|--------------|-----|-----|----|------|
| UT Arlington | 741 | 809 | 10 | 1560 |
| Opponents | 627 | 808 | 2 | 1437 |

Team Box Score

| No. | Player | | | | Total | | 3-Point | | F-Throw | | Rebounds | | | | | | | | | | | | | |
|-----------|--------------------------|-------|--------|------|----------|------|----------|-------|---------|------|----------|-----|-----|------|-----|----|-----|-----|-----|-----|------|------|--|--|
| | | GP-GS | MIN | AVG | FG-FGA | FG% | 3FG-3FGA | 3FG% | FT-FTA | FT% | OFF | DEF | TOT | AVG | PF | DQ | A | TO | BLK | STL | PTS | AVG | | |
| 3 | GORDON, Dajuan | 19-18 | 639:07 | 33.6 | 96-189 | .508 | 20-55 | .364 | 80-105 | .762 | 40 | 115 | 155 | 8.2 | 60 | 2 | 48 | 55 | 8 | 41 | 292 | 15.4 | | |
| 2 | WILLIAMS, Makaih | 20-20 | 525:30 | 26.3 | 81-175 | .463 | 28-58 | .483 | 68-87 | .782 | 13 | 44 | 57 | 2.9 | 69 | 5 | 61 | 68 | 4 | 22 | 258 | 12.9 | | |
| 1 | RUSSELL, Phillip | 15-4 | 423:18 | 28.2 | 58-145 | .400 | 32-86 | .372 | 45-54 | .833 | 5 | 27 | 32 | 2.1 | 34 | 0 | 60 | 30 | 4 | 13 | 193 | 12.9 | | |
| 22 | WILSON, Shemar | 20-20 | 595:08 | 29.8 | 68-133 | .511 | 3-13 | .231 | 73-101 | .723 | 46 | 106 | 152 | 7.6 | 71 | 4 | 33 | 39 | 35 | 15 | 212 | 10.6 | | |
| 00 | CASH, Aaron | 18-14 | 473:05 | 26.3 | 65-133 | .489 | 18-51 | .353 | 14-18 | .778 | 34 | 55 | 89 | 4.9 | 37 | 1 | 13 | 24 | 15 | 22 | 162 | 9.0 | | |
| 4 | VINING, Akili | 20-10 | 397:30 | 19.9 | 38-116 | .328 | 21-63 | .333 | 21-29 | .724 | 4 | 36 | 40 | 2.0 | 37 | 0 | 45 | 24 | 5 | 21 | 118 | 5.9 | | |
| 30 | BASIL, Fabio | 8-0 | 49:33 | 6.2 | 13-26 | .500 | 5-16 | .313 | 12-14 | .857 | 2 | 7 | 9 | 1.1 | 15 | 0 | 2 | 8 | 1 | 0 | 43 | 5.4 | | |
| 5 | TALBOT, Brandyn | 20-4 | 301:23 | 15.1 | 32-77 | .416 | 24-59 | .407 | 11-15 | .733 | 11 | 27 | 38 | 1.9 | 22 | 0 | 23 | 17 | 2 | 4 | 99 | 5.0 | | |
| 8 | GIBSON, Chauncey | 4-0 | 52:48 | 13.2 | 7-23 | .304 | 4-15 | .267 | 0-0 | .000 | 2 | 7 | 9 | 2.3 | 3 | 0 | 3 | 5 | 1 | 1 | 18 | 4.5 | | |
| 13 | DOUGLAS, Kade | 12-1 | 141:02 | 11.8 | 14-51 | .275 | 12-46 | .261 | 4-7 | .571 | 3 | 11 | 14 | 1.2 | 17 | 0 | 9 | 9 | 0 | 1 | 44 | 3.7 | | |
| 11 | KOROMA, Dwayne | 20-4 | 223:39 | 11.2 | 27-37 | .730 | 2-2 | 1.000 | 15-26 | .577 | 16 | 23 | 39 | 2.0 | 35 | 0 | 4 | 11 | 2 | 7 | 71 | 3.6 | | |
| 23 | GASTON-CHAPMAN, Sterling | 17-5 | 174:12 | 10.2 | 13-31 | .419 | 4-8 | .500 | 15-23 | .652 | 12 | 13 | 25 | 1.5 | 29 | 0 | 5 | 2 | 3 | 10 | 45 | 2.6 | | |
| 24 | MILES, Darrius | 6-0 | 28:44 | 4.8 | 2-6 | .333 | 0-1 | .000 | 1-2 | .500 | 0 | 4 | 4 | 0.7 | 5 | 0 | 0 | 4 | 1 | 0 | 5 | 0.8 | | |
| Team | | | | | | | | | | | 25 | 35 | 60 | | | | | 19 | | | | | | |
| Total | | 20 | 4025 | | 514-1142 | .450 | 173-473 | .366 | 359-481 | .746 | 213 | 510 | 723 | 36.2 | 434 | 12 | 306 | 315 | 81 | 157 | 1560 | 78.0 | | |
| Opponents | | 20 | 4025 | | 465-1130 | .412 | 132-396 | .333 | 375-506 | .741 | 216 | 468 | 684 | 34.2 | 416 | 18 | 247 | 305 | 64 | 157 | 1437 | 71.9 | | |

Team Statistics

| | UTA | OPP |
|------------------------|-----------------|-----------------|
| Scoring | 1560 | 1437 |
| Points per game | 78.0 | 71.9 |
| Scoring margin | +6.2 | - |
| Field goals-att | 514-1142 | 465-1130 |
| Field goal pct | .450 | .412 |
| 3 point fg-att | 173-473 | 132-396 |
| 3-point FG pct | .366 | .333 |
| 3-pt FG made per game | 8.7 | 6.6 |
| Free throws-att | 359-481 | 375-506 |
| Free throw pct | .746 | .741 |
| F-Throws made per game | 18.0 | 18.8 |
| Rebounds | 723 | 684 |
| Rebounds per game | 36.2 | 34.2 |
| Rebounding margin | +2.0 | - |
| Assists | 306 | 247 |
| Assists per game | 15.3 | 12.4 |
| Turnovers | 315 | 305 |
| Turnovers per game | 15.8 | 15.3 |
| Turnover margin | -0.5 | - |
| Assist/turnover ratio | 1.0 | 0.8 |
| Steals | 157 | 157 |
| Steals per game | 7.9 | 7.9 |
| Blocks | 81 | 64 |
| Blocks per game | 4.1 | 3.2 |
| Winning streak | 6 | - |
| Home win streak | 3 | - |
| Attendance | 17868 | 24138 |
| Home games-Avg/Game | 10-1787 | 10-2414 |
| Neutral site-Avg/Game | - | 0-0 |

Team Results

| Date | Opponent | | Score | Att. |
|------------|-----------------------|-----|-------|------|
| 11/29/2023 | Abilene Christian | W | 86-71 | 1275 |
| 12/02/2023 | at Grand Canyon | L | 69-76 | 7214 |
| 01/04/2024 | at Tarleton St. | L | 76-78 | 1078 |
| 01/06/2024 | at SFA | L | 73-92 | 2049 |
| 01/11/2024 | Utah Valley | W | 83-69 | 1112 |
| 01/13/2024 | Seattle U | W | 80-75 | 1009 |
| 01/18/2024 | UTRGV | W | 91-73 | 1824 |
| 01/20/2024 | at Abilene Christian | L | 67-78 | 1541 |
| 01/27/2024 | Grand Canyon | L | 61-67 | 2871 |
| 02/01/2024 | at Southern Utah | W | 76-68 | 1422 |
| 02/03/2024 | at Utah Tech | W | 87-66 | 1904 |
| 02/08/2024 | at California Baptist | L | 63-64 | 2550 |
| 02/10/2024 | SFA | Wot | 71-63 | 2393 |
| 02/15/2024 | Tarleton St. | L | 78-80 | 2110 |
| 02/17/2024 | at UTRGV | W | 89-70 | 2766 |
| 02/22/2024 | Southern Utah | W | 90-85 | 1622 |
| 02/24/2024 | Utah Tech | W | 89-78 | 1781 |
| 02/29/2024 | at Seattle U | W | 82-62 | 999 |
| 03/02/2024 | at Utah Valley | W | 78-65 | 2615 |
| 03/07/2024 | California Baptist | W | 71-57 | 1871 |

UTA GAME-BY-GAME STATS

| | | | | Total | | 3-Pointers | | Free throws | | Rebounds | | | | | | | | | | | |
|-----------------------|------------|--------|-----|--------|------|------------|------|-------------|------|----------|-----|-----|------|----|----|----|-----|-----|-----|------|--|
| Opponent | Date | Score | | FG-FGA | PCT | 3FG-3FGA | PCT | FT-FTA | PCT | OFF | DEF | TOT | AVG | PF | A | TO | BLK | STL | PTS | AVG | |
| Oral Roberts | 11/06/2023 | 75-71 | W | 24-69 | .348 | 9-26 | .346 | 18-25 | .720 | 22 | 33 | 55 | 55.0 | 16 | 14 | 12 | 2 | 5 | 75 | 75.0 | |
| UT Tyler | 11/11/2023 | 95-64 | W | 34-70 | .486 | 17-43 | .395 | 10-13 | .769 | 15 | 33 | 48 | 51.5 | 16 | 26 | 15 | 1 | 7 | 95 | 85.0 | |
| at New Mexico | 11/16/2023 | 80-82 | L | 30-65 | .462 | 5-23 | .217 | 15-20 | .750 | 15 | 30 | 45 | 49.3 | 24 | 11 | 14 | 2 | 3 | 80 | 83.3 | |
| at Arizona | 11/19/2023 | 56-101 | L | 22-61 | .361 | 7-25 | .280 | 5-12 | .417 | 8 | 23 | 31 | 44.8 | 18 | 15 | 18 | 5 | 6 | 56 | 76.5 | |
| Alcorn | 11/22/2023 | 82-69 | W | 29-61 | .475 | 13-38 | .342 | 11-15 | .733 | 15 | 30 | 45 | 44.8 | 17 | 24 | 11 | 4 | 1 | 82 | 77.6 | |
| Texas St. | 11/25/2023 | 66-73 | L | 19-44 | .432 | 2-15 | .133 | 26-36 | .722 | 5 | 29 | 34 | 43.0 | 25 | 14 | 15 | 6 | 4 | 66 | 75.7 | |
| Abilene Christian | 11/29/2023 | 86-71 | W | 27-47 | .574 | 12-22 | .545 | 20-28 | .714 | 5 | 26 | 31 | 41.3 | 18 | 25 | 18 | 4 | 9 | 86 | 77.1 | |
| at Grand Canyon | 12/02/2023 | 69-76 | L | 24-52 | .462 | 6-15 | .400 | 15-18 | .833 | 9 | 20 | 29 | 39.8 | 30 | 9 | 20 | 2 | 6 | 69 | 76.1 | |
| North Texas-Dallas | 12/06/2023 | 74-37 | W | 28-72 | .389 | 9-30 | .300 | 9-16 | .563 | 26 | 30 | 56 | 41.6 | 14 | 22 | 13 | 2 | 10 | 74 | 75.9 | |
| vs Air Force | 12/16/2023 | 76-73 | W | 24-55 | .436 | 9-24 | .375 | 19-22 | .864 | 11 | 21 | 32 | 40.6 | 21 | 17 | 20 | 4 | 11 | 76 | 75.9 | |
| at Texas Tech | 12/21/2023 | 66-77 | L | 24-60 | .400 | 8-28 | .286 | 10-13 | .769 | 11 | 21 | 32 | 39.8 | 13 | 13 | 17 | 6 | 13 | 66 | 75.0 | |
| at North Texas | 12/23/2023 | 52-78 | L | 15-50 | .300 | 3-19 | .158 | 19-26 | .731 | 15 | 20 | 35 | 39.4 | 16 | 7 | 14 | 2 | 6 | 52 | 73.1 | |
| at Texas | 01/01/2024 | 62-79 | L | 23-61 | .377 | 12-27 | .444 | 4-10 | .400 | 16 | 19 | 35 | 39.1 | 17 | 12 | 15 | 5 | 5 | 62 | 72.2 | |
| at Tarleton St. | 01/04/2024 | 76-78 | L | 24-51 | .471 | 9-24 | .375 | 19-25 | .760 | 7 | 23 | 30 | 38.4 | 16 | 11 | 16 | 3 | 6 | 76 | 72.5 | |
| at SFA | 01/06/2024 | 73-92 | L | 23-53 | .434 | 9-24 | .375 | 18-31 | .581 | 11 | 21 | 32 | 38.0 | 22 | 13 | 18 | 6 | 5 | 73 | 72.5 | |
| Utah Valley | 01/11/2024 | 83-69 | W | 26-53 | .491 | 11-29 | .379 | 20-29 | .690 | 6 | 32 | 38 | 38.0 | 28 | 20 | 14 | 5 | 8 | 83 | 73.2 | |
| Seattle U | 01/13/2024 | 80-75 | W | 25-46 | .543 | 7-23 | .304 | 23-32 | .719 | 10 | 23 | 33 | 37.7 | 27 | 18 | 19 | 3 | 3 | 80 | 73.6 | |
| UTRGV | 01/18/2024 | 91-73 | W | 26-65 | .400 | 15-36 | .417 | 24-25 | .960 | 14 | 23 | 37 | 37.7 | 17 | 19 | 15 | 6 | 9 | 91 | 74.6 | |
| at Abilene Christian | 01/20/2024 | 67-78 | L | 21-65 | .323 | 6-27 | .222 | 19-31 | .613 | 17 | 28 | 45 | 38.1 | 20 | 8 | 18 | 2 | 12 | 67 | 74.2 | |
| Grand Canyon | 01/27/2024 | 61-67 | L | 19-52 | .365 | 5-22 | .227 | 18-20 | .900 | 11 | 24 | 35 | 37.9 | 27 | 11 | 25 | 6 | 10 | 61 | 73.5 | |
| at Southern Utah | 02/01/2024 | 76-68 | W | 26-62 | .419 | 12-26 | .462 | 12-17 | .706 | 12 | 28 | 40 | 38.0 | 22 | 13 | 18 | 6 | 10 | 76 | 73.6 | |
| at Utah Tech | 02/03/2024 | 87-66 | W | 31-65 | .477 | 9-26 | .346 | 16-20 | .800 | 13 | 33 | 46 | 38.4 | 21 | 20 | 13 | 4 | 9 | 87 | 74.2 | |
| at California Baptist | 02/08/2024 | 63-64 | L | 26-58 | .448 | 2-12 | .167 | 9-15 | .600 | 8 | 29 | 37 | 38.3 | 19 | 11 | 11 | 2 | 4 | 63 | 73.7 | |
| SFA | 02/10/2024 | 71-63 | Wot | 24-63 | .381 | 10-26 | .385 | 13-15 | .867 | 15 | 25 | 40 | 38.4 | 28 | 13 | 22 | 5 | 7 | 71 | 73.6 | |
| Tarleton St. | 02/15/2024 | 78-80 | L | 23-58 | .397 | 7-28 | .250 | 25-28 | .893 | 14 | 20 | 34 | 38.2 | 20 | 11 | 14 | 4 | 9 | 78 | 73.8 | |
| at UTRGV | 02/17/2024 | 89-70 | W | 34-67 | .507 | 9-23 | .391 | 12-20 | .600 | 14 | 28 | 42 | 38.3 | 21 | 19 | 14 | 2 | 9 | 89 | 74.4 | |
| Southern Utah | 02/22/2024 | 90-85 | W | 32-64 | .500 | 11-22 | .500 | 15-24 | .625 | 11 | 25 | 36 | 38.3 | 19 | 22 | 11 | 3 | 7 | 90 | 75.0 | |
| Utah Tech | 02/24/2024 | 89-78 | W | 23-45 | .511 | 10-21 | .476 | 33-40 | .825 | 6 | 20 | 26 | 37.8 | 23 | 17 | 15 | 4 | 10 | 89 | 75.5 | |
| at Seattle U | 02/29/2024 | 82-62 | W | 27-58 | .466 | 8-22 | .364 | 20-24 | .833 | 9 | 25 | 34 | 37.7 | 17 | 16 | 7 | 6 | 7 | 82 | 75.7 | |
| at Utah Valley | 03/02/2024 | 78-65 | W | 23-55 | .418 | 10-22 | .455 | 22-29 | .759 | 8 | 32 | 40 | 37.8 | 19 | 15 | 11 | 4 | 6 | 78 | 75.8 | |
| California Baptist | 03/07/2024 | 71-57 | W | 30-63 | .476 | 5-23 | .217 | 6-10 | .600 | 13 | 25 | 38 | 37.8 | 20 | 15 | 16 | 4 | 11 | 71 | 75.6 | |

OPPONENT GAME-BY-GAME STATS

| | | | | Total | | 3-Pointers | | Free throws | | Rebounds | | | | | | | | | | | |
|-----------------------|------------|--------|-----|--------|------|------------|------|-------------|------|----------|-----|-----|------|----|----|----|-----|-----|-----|------|--|
| Opponent | Date | Score | | FG-FGA | PCT | 3FG-3FGA | PCT | FT-FTA | PCT | OFF | DEF | TOT | AVG | PF | A | TO | BLK | STL | PTS | AVG | |
| Oral Roberts | 11/06/2023 | 75-71 | W | 24-60 | .400 | 10-31 | .323 | 13-22 | .591 | 7 | 27 | 34 | 34.0 | 21 | 10 | 6 | 9 | 5 | 71 | 71.0 | |
| UT Tyler | 11/11/2023 | 95-64 | W | 23-64 | .359 | 8-21 | .381 | 10-15 | .667 | 12 | 21 | 33 | 33.5 | 15 | 15 | 15 | 0 | 6 | 64 | 67.5 | |
| at New Mexico | 11/16/2023 | 80-82 | L | 30-69 | .435 | 4-19 | .211 | 18-26 | .692 | 14 | 22 | 36 | 34.3 | 18 | 8 | 8 | 6 | 4 | 82 | 72.3 | |
| at Arizona | 11/19/2023 | 56-101 | L | 38-73 | .521 | 11-24 | .458 | 14-15 | .933 | 11 | 35 | 46 | 37.3 | 13 | 27 | 11 | 7 | 12 | 101 | 79.5 | |
| Alcorn | 11/22/2023 | 82-69 | W | 25-63 | .397 | 9-21 | .429 | 10-13 | .769 | 6 | 18 | 24 | 34.6 | 18 | 14 | 4 | 0 | 4 | 69 | 77.4 | |
| Texas St. | 11/25/2023 | 66-73 | L | 25-55 | .455 | 3-8 | .375 | 20-29 | .690 | 6 | 24 | 30 | 33.8 | 24 | 16 | 8 | 4 | 7 | 73 | 76.7 | |
| Abilene Christian | 11/29/2023 | 86-71 | W | 25-55 | .455 | 8-17 | .471 | 13-19 | .684 | 6 | 19 | 25 | 32.6 | 22 | 20 | 15 | 1 | 11 | 71 | 75.9 | |
| at Grand Canyon | 12/02/2023 | 69-76 | L | 21-56 | .375 | 6-23 | .261 | 28-36 | .778 | 17 | 20 | 37 | 33.1 | 15 | 8 | 14 | 2 | 12 | 76 | 75.9 | |
| North Texas-Dallas | 12/06/2023 | 74-37 | W | 12-48 | .250 | 5-14 | .357 | 8-14 | .571 | 9 | 20 | 29 | 32.7 | 17 | 9 | 19 | 4 | 6 | 37 | 71.6 | |
| vs Air Force | 12/16/2023 | 76-73 | W | 26-50 | .520 | 5-17 | .294 | 16-22 | .727 | 6 | 22 | 28 | 32.2 | 18 | 16 | 19 | 5 | 12 | 73 | 71.7 | |
| at Texas Tech | 12/21/2023 | 66-77 | L | 28-62 | .452 | 10-27 | .370 | 11-13 | .846 | 11 | 26 | 37 | 32.6 | 10 | 17 | 17 | 3 | 9 | 77 | 72.2 | |
| at North Texas | 12/23/2023 | 52-78 | L | 28-53 | .528 | 12-27 | .444 | 10-15 | .667 | 9 | 24 | 33 | 32.7 | 19 | 13 | 10 | 3 | 9 | 78 | 72.7 | |
| at Texas | 01/01/2024 | 62-79 | L | 27-63 | .429 | 9-25 | .360 | 16-20 | .800 | 20 | 25 | 45 | 33.6 | 17 | 15 | 12 | 8 | 3 | 79 | 73.2 | |
| at Tarleton St. | 01/04/2024 | 76-78 | L | 27-57 | .474 | 12-21 | .571 | 12-16 | .750 | 8 | 22 | 30 | 33.4 | 21 | 15 | 15 | 2 | 10 | 78 | 73.5 | |
| at SFA | 01/06/2024 | 73-92 | L | 33-66 | .500 | 12-25 | .480 | 14-23 | .609 | 15 | 27 | 42 | 33.9 | 26 | 20 | 15 | 3 | 10 | 92 | 74.7 | |
| Utah Valley | 01/11/2024 | 83-69 | W | 17-55 | .309 | 6-20 | .300 | 29-39 | .744 | 8 | 27 | 35 | 34.0 | 21 | 13 | 11 | 1 | 6 | 69 | 74.4 | |
| Seattle U | 01/13/2024 | 80-75 | W | 22-53 | .415 | 9-24 | .375 | 22-30 | .733 | 11 | 16 | 27 | 33.6 | 27 | 15 | 13 | 1 | 8 | 75 | 74.4 | |
| UTRGV | 01/18/2024 | 91-73 | W | 27-63 | .429 | 3-14 | .214 | 16-21 | .762 | 16 | 25 | 41 | 34.0 | 18 | 13 | 19 | 4 | 10 | 73 | 74.3 | |
| at Abilene Christian | 01/20/2024 | 67-78 | L | 26-60 | .433 | 7-14 | .500 | 19-25 | .760 | 11 | 32 | 43 | 34.5 | 25 | 7 | 19 | 4 | 9 | 78 | 74.5 | |
| Grand Canyon | 01/27/2024 | 61-67 | L | 16-54 | .296 | 4-19 | .211 | 31-36 | .861 | 13 | 19 | 32 | 34.4 | 19 | 7 | 19 | 2 | 11 | 67 | 74.2 | |
| at Southern Utah | 02/01/2024 | 76-68 | W | 23-65 | .354 | 4-16 | .250 | 18-22 | .818 | 15 | 26 | 41 | 34.7 | 21 | 10 | 15 | 4 | 10 | 68 | 73.9 | |
| at Utah Tech | 02/03/2024 | 87-66 | W | 20-53 | .377 | 7-22 | .318 | 19-31 | .613 | 9 | 23 | 32 | 34.5 | 21 | 10 | 18 | 6 | 4 | 66 | 73.5 | |
| at California Baptist | 02/08/2024 | 63-64 | L | 21-55 | .382 | 5-17 | .294 | 17-25 | .680 | 10 | 27 | 37 | 34.7 | 15 | 12 | 9 | 4 | 5 | 64 | 73.1 | |
| SFA | 02/10/2024 | 71-63 | Wot | 21-55 | .382 | 1-15 | .067 | 20-27 | .741 | 11 | 25 | 36 | 34.7 | 19 | 9 | 20 | 5 | 10 | 63 | 72.7 | |
| Tarleton St. | 02/15/2024 | 78-80 | L | 26-52 | .500 | 7-21 | .333 | 21-25 | .840 | 6 | 20 | 26 | 34.4 | 23 | 19 | 13 | 3 | 6 | 80 | 73.0 | |
| at UTRGV | 02/17/2024 | 89-70 | W | 25-57 | .439 | 7-22 | .318 | 13-21 | .619 | 9 | 23 | 32 | 34.3 | 19 | 14 | 17 | 1 | 5 | 70 | 72.8 | |
| Southern Utah | 02/22/2024 | 90-85 | W | 30-58 | .517 | 9-20 | .450 | 16-22 | .727 | 6 | 24 | 30 | 34.1 | 19 | 16 | 10 | 4 | 4 | 85 | 73.3 | |
| Utah Tech | 02/24/2024 | 89-78 | W | 24-50 | .480 | 9-23 | .391 | 21-28 | .750 | 12 | 20 | 32 | 34.0 | 28 | 7 | 20 | 2 | 7 | 78 | 73.5 | |
| at Seattle U | 02/29/2024 | 82-62 | W | 20-57 | .351 | 6-27 | .222 | 16-19 | .842 | 14 | 21 | 35 | 34.1 | 20 | 6 | 13 | 4 | 3 | 62 | 73.1 | |
| at Utah Valley | 03/02/2024 | 78-65 | W | 25-60 | .417 | 6-19 | .316 | 9-17 | .529 | 9 | 29 | 38 | 34.2 | 24 | 15 | 10 | 9 | 6 | 65 | 72.8 | |
| California Baptist | 03/07/2024 | 71-57 | W | 16-49 | .327 | 4-17 | .235 | 21-24 | .875 | 10 | 23 | 33 | 34.2 | 13 | 11 | 20 | 2 | 10 | 57 | 72.3 | |



UTA 1ST-HALF GAME-BY-GAME STATS

| | | | | Total | | 3-Pointers | | Free throws | | Rebounds | | | | | | | | | | | |
|-----------------------|------------|--------|-----|---------|------|------------|------|-------------|-------|----------|-----|-----|------|-----|-----|-----|-----|-----|------|------|--|
| Opponent | Date | Score | | FG-FGA | PCT | 3FG-3FGA | PCT | FT-FTA | PCT | OFF | DEF | TOT | AVG | PF | A | TO | BLK | STL | PTS | AVG | |
| Oral Roberts | 11/06/2023 | 75-71 | W | 10-35 | .286 | 4-10 | .400 | 7-10 | .700 | 9 | 16 | 25 | 25.0 | 5 | 8 | 4 | 1 | 3 | 31 | 31.0 | |
| UT Tyler | 11/11/2023 | 95-64 | W | 16-31 | .516 | 9-20 | .450 | 9-12 | .750 | 5 | 18 | 23 | 24.0 | 6 | 14 | 6 | 1 | 3 | 50 | 40.5 | |
| at New Mexico | 11/16/2023 | 80-82 | L | 13-29 | .448 | 3-11 | .273 | 7-11 | .636 | 6 | 15 | 21 | 23.0 | 11 | 5 | 8 | 1 | 0 | 36 | 39.0 | |
| at Arizona | 11/19/2023 | 56-101 | L | 14-29 | .483 | 6-10 | .600 | 3-4 | .750 | 3 | 14 | 17 | 21.5 | 10 | 10 | 8 | 2 | 3 | 37 | 38.5 | |
| Alcorn | 11/22/2023 | 82-69 | W | 14-34 | .412 | 7-24 | .292 | 1-2 | .500 | 7 | 16 | 23 | 21.8 | 8 | 12 | 5 | 3 | 1 | 36 | 38.0 | |
| Texas St. | 11/25/2023 | 66-73 | L | 9-21 | .429 | 1-7 | .143 | 8-10 | .800 | 2 | 15 | 17 | 21.0 | 9 | 7 | 10 | 3 | 2 | 27 | 36.2 | |
| Abilene Christian | 11/29/2023 | 86-71 | W | 14-27 | .519 | 4-12 | .333 | 9-14 | .643 | 4 | 14 | 18 | 20.6 | 7 | 12 | 7 | 2 | 6 | 41 | 36.9 | |
| at Grand Canyon | 12/02/2023 | 69-76 | L | 15-28 | .536 | 5-9 | .556 | 6-6 | 1.000 | 3 | 11 | 14 | 19.8 | 8 | 6 | 6 | 0 | 4 | 41 | 37.4 | |
| North Texas-Dallas | 12/06/2023 | 74-37 | W | 15-47 | .319 | 7-23 | .304 | 2-4 | .500 | 20 | 14 | 34 | 21.3 | 5 | 14 | 2 | 1 | 5 | 39 | 37.6 | |
| vs Air Force | 12/16/2023 | 76-73 | W | 12-27 | .444 | 5-11 | .455 | 13-13 | 1.000 | 6 | 8 | 14 | 20.6 | 10 | 9 | 8 | 1 | 5 | 42 | 38.0 | |
| at Texas Tech | 12/21/2023 | 66-77 | L | 10-28 | .357 | 5-17 | .294 | 0-0 | .000 | 4 | 8 | 12 | 19.8 | 6 | 7 | 11 | 1 | 8 | 25 | 36.8 | |
| at North Texas | 12/23/2023 | 52-78 | L | 6-25 | .240 | 3-11 | .273 | 4-7 | .571 | 7 | 5 | 12 | 19.2 | 5 | 3 | 8 | 0 | 4 | 19 | 35.3 | |
| at Texas | 01/01/2024 | 62-79 | L | 12-32 | .375 | 7-14 | .500 | 1-1 | 1.000 | 7 | 9 | 16 | 18.9 | 5 | 7 | 6 | 2 | 2 | 32 | 35.1 | |
| at Tarleton St. | 01/04/2024 | 76-78 | L | 12-25 | .480 | 6-14 | .429 | 7-9 | .778 | 2 | 10 | 12 | 18.4 | 6 | 6 | 8 | 1 | 5 | 37 | 35.2 | |
| at SFA | 01/06/2024 | 73-92 | L | 10-24 | .417 | 4-14 | .286 | 3-6 | .500 | 4 | 12 | 16 | 18.3 | 7 | 6 | 13 | 2 | 3 | 27 | 34.7 | |
| Utah Valley | 01/11/2024 | 83-69 | W | 12-26 | .462 | 3-14 | .214 | 12-13 | .923 | 2 | 19 | 21 | 18.4 | 11 | 10 | 4 | 2 | 4 | 39 | 34.9 | |
| Seattle U | 01/13/2024 | 80-75 | W | 12-21 | .571 | 3-10 | .300 | 7-9 | .778 | 3 | 11 | 14 | 18.2 | 12 | 8 | 12 | 3 | 3 | 34 | 34.9 | |
| UTRGV | 01/18/2024 | 91-73 | W | 12-33 | .364 | 7-19 | .368 | 12-13 | .923 | 8 | 13 | 21 | 18.3 | 6 | 10 | 6 | 3 | 4 | 43 | 35.3 | |
| at Abilene Christian | 01/20/2024 | 67-78 | L | 11-34 | .324 | 4-14 | .286 | 7-10 | .700 | 6 | 14 | 20 | 18.4 | 8 | 5 | 7 | 1 | 6 | 33 | 35.2 | |
| Grand Canyon | 01/27/2024 | 61-67 | L | 11-29 | .379 | 4-12 | .333 | 9-10 | .900 | 6 | 12 | 18 | 18.4 | 11 | 6 | 14 | 3 | 9 | 35 | 35.2 | |
| at Southern Utah | 02/01/2024 | 76-68 | W | 13-29 | .448 | 6-14 | .429 | 4-5 | .800 | 3 | 14 | 17 | 18.3 | 8 | 7 | 8 | 2 | 8 | 36 | 35.2 | |
| at Utah Tech | 02/03/2024 | 87-66 | W | 17-36 | .472 | 6-14 | .429 | 7-8 | .875 | 9 | 16 | 25 | 18.6 | 13 | 10 | 7 | 1 | 5 | 47 | 35.8 | |
| at California Baptist | 02/08/2024 | 63-64 | L | 13-29 | .448 | 0-5 | .000 | 2-3 | .667 | 6 | 16 | 22 | 18.8 | 7 | 6 | 6 | 1 | 2 | 28 | 35.4 | |
| SFA | 02/10/2024 | 71-63 | Wot | 10-26 | .385 | 5-14 | .357 | 4-4 | 1.000 | 4 | 14 | 18 | 18.8 | 15 | 5 | 13 | 3 | 3 | 29 | 35.2 | |
| Tarleton St. | 02/15/2024 | 78-80 | L | 12-27 | .444 | 5-13 | .385 | 4-4 | 1.000 | 6 | 13 | 19 | 18.8 | 6 | 6 | 8 | 3 | 3 | 33 | 35.1 | |
| at UTRGV | 02/17/2024 | 89-70 | W | 17-30 | .567 | 4-8 | .500 | 4-7 | .571 | 6 | 14 | 20 | 18.8 | 8 | 10 | 7 | 1 | 3 | 42 | 35.3 | |
| Southern Utah | 02/22/2024 | 90-85 | W | 15-35 | .429 | 5-12 | .417 | 2-8 | .250 | 6 | 14 | 20 | 18.9 | 8 | 9 | 6 | 2 | 4 | 37 | 35.4 | |
| Utah Tech | 02/24/2024 | 89-78 | W | 10-22 | .455 | 4-10 | .400 | 10-13 | .769 | 2 | 8 | 10 | 18.5 | 9 | 6 | 9 | 3 | 4 | 34 | 35.4 | |
| at Seattle U | 02/29/2024 | 82-62 | W | 17-25 | .680 | 6-12 | .500 | 10-14 | .714 | 0 | 14 | 14 | 18.4 | 9 | 9 | 2 | 5 | 5 | 50 | 35.9 | |
| at Utah Valley | 03/02/2024 | 78-65 | W | 12-30 | .400 | 8-17 | .471 | 6-11 | .545 | 3 | 18 | 21 | 18.5 | 8 | 10 | 4 | 3 | 3 | 38 | 35.9 | |
| California Baptist | 03/07/2024 | 71-57 | W | 14-30 | .467 | 5-12 | .417 | 4-6 | .667 | 7 | 11 | 18 | 18.5 | 10 | 3 | 10 | 3 | 5 | 37 | 36.0 | |
| Total | | 1115 | | 390-904 | .431 | 151-407 | .371 | 184-247 | .745 | 166 | 406 | 572 | 18.5 | 257 | 246 | 233 | 60 | 125 | 1115 | 36.0 | |

OPPONENT 1ST-HALF GAME-BY-GAME STATS

| | | | | Total | | 3-Pointers | | Free throws | | Rebounds | | | | | | | | | | | |
|-----------------------|------------|--------|-----|---------|------|------------|------|-------------|-------|----------|-----|-----|------|-----|-----|-----|-----|-----|------|------|--|
| Opponent | Date | Score | | FG-FGA | PCT | 3FG-3FGA | PCT | FT-FTA | PCT | OFF | DEF | TOT | AVG | PF | A | TO | BLK | STL | PTS | AVG | |
| Oral Roberts | 11/06/2023 | 75-71 | W | 13-30 | .433 | 6-16 | .375 | 4-8 | .500 | 3 | 18 | 21 | 21.0 | 8 | 7 | 3 | 6 | 3 | 36 | 36.0 | |
| UT Tyler | 11/11/2023 | 95-64 | W | 9-33 | .273 | 1-9 | .111 | 5-6 | .833 | 7 | 10 | 17 | 19.0 | 9 | 6 | 7 | 0 | 4 | 24 | 30.0 | |
| at New Mexico | 11/16/2023 | 80-82 | L | 18-36 | .500 | 3-10 | .300 | 9-13 | .692 | 5 | 12 | 17 | 18.3 | 7 | 5 | 1 | 2 | 2 | 48 | 36.0 | |
| at Arizona | 11/19/2023 | 56-101 | L | 16-35 | .457 | 4-13 | .308 | 7-7 | 1.000 | 5 | 12 | 17 | 18.0 | 4 | 11 | 4 | 3 | 3 | 43 | 37.8 | |
| Alcorn | 11/22/2023 | 82-69 | W | 12-31 | .387 | 6-11 | .545 | 3-6 | .500 | 3 | 13 | 16 | 17.6 | 6 | 10 | 2 | 0 | 1 | 33 | 36.8 | |
| Texas St. | 11/25/2023 | 66-73 | L | 13-31 | .419 | 1-6 | .167 | 5-8 | .625 | 5 | 12 | 17 | 17.5 | 10 | 9 | 5 | 2 | 6 | 32 | 36.0 | |
| Abilene Christian | 11/29/2023 | 86-71 | W | 13-27 | .481 | 5-9 | .556 | 3-5 | .600 | 1 | 12 | 13 | 16.9 | 9 | 10 | 8 | 1 | 4 | 34 | 35.7 | |
| at Grand Canyon | 12/02/2023 | 69-76 | L | 15-35 | .429 | 4-16 | .250 | 3-4 | .750 | 10 | 9 | 19 | 17.1 | 5 | 7 | 8 | 2 | 4 | 37 | 35.9 | |
| North Texas-Dallas | 12/06/2023 | 74-37 | W | 6-22 | .273 | 2-7 | .286 | 4-6 | .667 | 3 | 13 | 16 | 17.0 | 7 | 4 | 8 | 3 | 0 | 18 | 33.9 | |
| vs Air Force | 12/16/2023 | 76-73 | W | 14-23 | .609 | 4-11 | .364 | 5-8 | .625 | 2 | 9 | 11 | 16.4 | 9 | 11 | 10 | 3 | 5 | 37 | 34.2 | |
| at Texas Tech | 12/21/2023 | 66-77 | L | 17-29 | .586 | 5-13 | .385 | 0-0 | .000 | 3 | 14 | 17 | 16.5 | 1 | 10 | 10 | 1 | 6 | 39 | 34.6 | |
| at North Texas | 12/23/2023 | 52-78 | L | 16-26 | .615 | 9-15 | .600 | 3-4 | .750 | 5 | 14 | 19 | 16.7 | 7 | 9 | 7 | 0 | 3 | 44 | 35.4 | |
| at Texas | 01/01/2024 | 62-79 | L | 15-32 | .469 | 5-13 | .385 | 4-4 | 1.000 | 8 | 13 | 21 | 17.0 | 7 | 11 | 5 | 4 | 1 | 39 | 35.7 | |
| at Tarleton St. | 01/04/2024 | 76-78 | L | 15-30 | .500 | 7-12 | .583 | 5-6 | .833 | 5 | 11 | 16 | 16.9 | 8 | 10 | 8 | 2 | 7 | 42 | 36.1 | |
| at SFA | 01/06/2024 | 73-92 | L | 15-34 | .441 | 5-13 | .385 | 2-4 | .500 | 7 | 12 | 19 | 17.1 | 8 | 10 | 8 | 1 | 7 | 37 | 36.2 | |
| Utah Valley | 01/11/2024 | 83-69 | W | 6-27 | .222 | 2-8 | .250 | 6-11 | .545 | 4 | 12 | 16 | 17.0 | 10 | 4 | 6 | 0 | 0 | 20 | 35.2 | |
| Seattle U | 01/13/2024 | 80-75 | W | 10-28 | .357 | 5-13 | .385 | 11-13 | .846 | 8 | 7 | 15 | 16.9 | 10 | 8 | 7 | 0 | 4 | 36 | 35.2 | |
| UTRGV | 01/18/2024 | 91-73 | W | 12-27 | .444 | 3-8 | .375 | 6-10 | .600 | 5 | 14 | 19 | 17.0 | 9 | 7 | 9 | 1 | 5 | 33 | 35.1 | |
| at Abilene Christian | 01/20/2024 | 67-78 | L | 14-32 | .438 | 5-8 | .625 | 8-9 | .889 | 5 | 18 | 23 | 17.3 | 11 | 5 | 8 | 3 | 5 | 41 | 35.4 | |
| Grand Canyon | 01/27/2024 | 61-67 | L | 9-28 | .321 | 2-11 | .182 | 10-11 | .909 | 7 | 9 | 16 | 17.3 | 10 | 3 | 15 | 0 | 7 | 30 | 35.2 | |
| at Southern Utah | 02/01/2024 | 76-68 | W | 10-29 | .345 | 2-10 | .200 | 5-6 | .833 | 5 | 13 | 18 | 17.3 | 7 | 8 | 10 | 1 | 4 | 27 | 34.8 | |
| at Utah Tech | 02/03/2024 | 87-66 | W | 8-24 | .333 | 4-9 | .444 | 13-22 | .591 | 6 | 10 | 16 | 17.2 | 8 | 5 | 11 | 5 | 0 | 33 | 34.7 | |
| at California Baptist | 02/08/2024 | 63-64 | L | 8-27 | .296 | 2-10 | .200 | 6-7 | .857 | 4 | 11 | 15 | 17.1 | 6 | 4 | 4 | 1 | 4 | 24 | 34.2 | |
| SFA | 02/10/2024 | 71-63 | Wot | 9-28 | .321 | 0-7 | .000 | 9-14 | .643 | 6 | 11 | 17 | 17.1 | 7 | 3 | 10 | 2 | 7 | 27 | 33.9 | |
| Tarleton St. | 02/15/2024 | 78-80 | L | 12-30 | .400 | 3-12 | .250 | 1-2 | .500 | 5 | 9 | 14 | 17.0 | 8 | 9 | 6 | 2 | 3 | 28 | 33.7 | |
| at UTRGV | 02/17/2024 | 89-70 | W | 11-27 | .407 | 2-10 | .200 | 2-4 | .500 | 4 | 9 | 13 | 16.8 | 8 | 6 | 7 | 1 | 2 | 26 | 33.4 | |
| Southern Utah | 02/22/2024 | 90-85 | W | 15-30 | .500 | 5-11 | .455 | 4-7 | .571 | 2 | 15 | 17 | 16.9 | 7 | 7 | 6 | 3 | 2 | 39 | 33.6 | |
| Utah Tech | 02/24/2024 | 89-78 | W | 11-27 | .407 | 5-12 | .417 | 7-10 | .700 | 10 | 12 | 22 | 17.0 | 12 | 3 | 12 | 1 | 5 | 34 | 33.6 | |
| at Seattle U | 02/29/2024 | 82-62 | W | 7-26 | .269 | 1-10 | .100 | 6-7 | .857 | 5 | 9 | 14 | 16.9 | 11 | 1 | 9 | 0 | 1 | 21 | 33.2 | |
| at Utah Valley | 03/02/2024 | 78-65 | W | 11-32 | .344 | 2-8 | .250 | 5-8 | .625 | 5 | 18 | 23 | 17.1 | 9 | 5 | 5 | 6 | 2 | 29 | 33.0 | |
| California Baptist | 03/07/2024 | 71-57 | W | 7-23 | .304 | 2-9 | .222 | 13-13 | 1.000 | 5 | 11 | 16 | 17.1 | 6 | 5 | 11 | 2 | 7 | 29 | 32.9 | |
| Total | | 1020 | | 367-899 | .408 | 112-330 | .339 | 174-243 | .716 | 158 | 372 | 530 | 17.1 | 244 | 213 | 230 | 58 | 114 | 1020 | 32.9 | |

UTA 2ND-HALF GAME-BY-GAME STATS

| | | | | Total | | 3-Pointers | | Free throws | | Rebounds | | | | | | | | | | | |
|-----------------------|------------|--------|-----|---------|------|------------|------|-------------|-------|----------|-----|-----|------|-----|-----|-----|-----|-----|------|------|--|
| Opponent | Date | Score | | FG-FGA | PCT | 3FG-3FGA | PCT | FT-FTA | PCT | OFF | DEF | TOT | AVG | PF | A | TO | BLK | STL | PTS | AVG | |
| Oral Roberts | 11/06/2023 | 75-71 | W | 14-34 | .412 | 5-16 | .313 | 11-15 | .733 | 13 | 17 | 30 | 30.0 | 11 | 6 | 8 | 1 | 2 | 44 | 44.0 | |
| UT Tyler | 11/11/2023 | 95-64 | W | 18-39 | .462 | 8-23 | .348 | 1-1 | 1.000 | 10 | 15 | 25 | 27.5 | 10 | 12 | 9 | 0 | 4 | 45 | 44.5 | |
| at New Mexico | 11/16/2023 | 80-82 | L | 17-36 | .472 | 2-12 | .167 | 8-9 | .889 | 9 | 15 | 24 | 26.3 | 13 | 6 | 6 | 1 | 3 | 44 | 44.3 | |
| at Arizona | 11/19/2023 | 56-101 | L | 8-32 | .250 | 1-15 | .067 | 2-8 | .250 | 5 | 9 | 14 | 23.3 | 8 | 5 | 10 | 3 | 3 | 19 | 38.6 | |
| Alcorn | 11/22/2023 | 82-69 | W | 15-27 | .556 | 6-14 | .429 | 10-13 | .769 | 8 | 14 | 22 | 23.0 | 9 | 12 | 6 | 1 | 0 | 46 | 39.0 | |
| Texas St. | 11/25/2023 | 66-73 | L | 10-23 | .435 | 1-8 | .125 | 18-26 | .692 | 3 | 14 | 17 | 22.0 | 16 | 7 | 5 | 3 | 2 | 39 | 39.5 | |
| Abilene Christian | 11/29/2023 | 86-71 | W | 13-20 | .650 | 8-10 | .800 | 11-14 | .786 | 1 | 12 | 13 | 20.7 | 11 | 13 | 11 | 2 | 3 | 45 | 40.3 | |
| at Grand Canyon | 12/02/2023 | 69-76 | L | 9-24 | .375 | 1-6 | .167 | 9-12 | .750 | 6 | 9 | 15 | 20.0 | 22 | 3 | 14 | 2 | 2 | 28 | 38.8 | |
| North Texas-Dallas | 12/06/2023 | 74-37 | W | 13-25 | .520 | 2-7 | .286 | 7-12 | .583 | 6 | 16 | 22 | 20.2 | 9 | 8 | 11 | 1 | 5 | 35 | 38.3 | |
| vs Air Force | 12/16/2023 | 76-73 | W | 12-28 | .429 | 4-13 | .308 | 6-9 | .667 | 5 | 13 | 18 | 20.0 | 11 | 8 | 12 | 3 | 6 | 34 | 37.9 | |
| at Texas Tech | 12/21/2023 | 66-77 | L | 14-32 | .438 | 3-11 | .273 | 10-13 | .769 | 7 | 13 | 20 | 20.0 | 7 | 6 | 6 | 5 | 5 | 41 | 38.2 | |
| at North Texas | 12/23/2023 | 52-78 | L | 9-25 | .360 | 0-8 | .000 | 15-19 | .789 | 8 | 15 | 23 | 20.3 | 11 | 4 | 6 | 2 | 2 | 33 | 37.8 | |
| at Texas | 01/01/2024 | 62-79 | L | 11-29 | .379 | 5-13 | .385 | 3-9 | .333 | 9 | 10 | 19 | 20.2 | 12 | 5 | 9 | 3 | 3 | 30 | 37.2 | |
| at Tarleton St. | 01/04/2024 | 76-78 | L | 12-26 | .462 | 3-10 | .300 | 12-16 | .750 | 5 | 13 | 18 | 20.0 | 10 | 5 | 8 | 2 | 1 | 39 | 37.3 | |
| at SFA | 01/06/2024 | 73-92 | L | 13-29 | .448 | 5-10 | .500 | 15-25 | .600 | 7 | 9 | 16 | 19.7 | 15 | 7 | 5 | 4 | 2 | 46 | 37.9 | |
| Utah Valley | 01/11/2024 | 83-69 | W | 14-27 | .519 | 8-15 | .533 | 8-16 | .500 | 4 | 13 | 17 | 19.6 | 17 | 10 | 10 | 3 | 4 | 44 | 38.3 | |
| Seattle U | 01/13/2024 | 80-75 | W | 13-25 | .520 | 4-13 | .308 | 16-23 | .696 | 7 | 12 | 19 | 19.5 | 15 | 10 | 7 | 0 | 0 | 46 | 38.7 | |
| UTRGV | 01/18/2024 | 91-73 | W | 14-32 | .438 | 8-17 | .471 | 12-12 | 1.000 | 6 | 10 | 16 | 19.3 | 11 | 9 | 9 | 3 | 5 | 48 | 39.2 | |
| at Abilene Christian | 01/20/2024 | 67-78 | L | 10-31 | .323 | 2-13 | .154 | 12-21 | .571 | 11 | 14 | 25 | 19.6 | 12 | 3 | 11 | 1 | 6 | 34 | 38.9 | |
| Grand Canyon | 01/27/2024 | 61-67 | L | 8-23 | .348 | 1-10 | .100 | 9-10 | .900 | 5 | 12 | 17 | 19.5 | 16 | 5 | 11 | 3 | 1 | 26 | 38.3 | |
| at Southern Utah | 02/01/2024 | 76-68 | W | 13-33 | .394 | 6-12 | .500 | 8-12 | .667 | 9 | 14 | 23 | 19.7 | 14 | 6 | 10 | 4 | 2 | 40 | 38.4 | |
| at Utah Tech | 02/03/2024 | 87-66 | W | 14-29 | .483 | 3-12 | .250 | 9-12 | .750 | 4 | 17 | 21 | 19.7 | 8 | 10 | 6 | 3 | 4 | 40 | 38.5 | |
| at California Baptist | 02/08/2024 | 63-64 | L | 13-29 | .448 | 2-7 | .286 | 7-12 | .583 | 2 | 13 | 15 | 19.5 | 12 | 5 | 5 | 1 | 2 | 35 | 38.3 | |
| SFA | 02/10/2024 | 71-63 | Wot | 11-32 | .344 | 3-8 | .375 | 7-8 | .875 | 10 | 7 | 17 | 19.4 | 13 | 6 | 7 | 2 | 3 | 32 | 38.0 | |
| Tarleton St. | 02/15/2024 | 78-80 | L | 11-31 | .355 | 2-15 | .133 | 21-24 | .875 | 8 | 7 | 15 | 19.2 | 14 | 5 | 6 | 1 | 6 | 45 | 38.3 | |
| at UTRGV | 02/17/2024 | 89-70 | W | 17-37 | .459 | 5-15 | .333 | 8-13 | .615 | 8 | 14 | 22 | 19.3 | 13 | 9 | 7 | 1 | 6 | 47 | 38.7 | |
| Southern Utah | 02/22/2024 | 90-85 | W | 17-29 | .586 | 6-10 | .600 | 13-16 | .813 | 5 | 11 | 16 | 19.2 | 11 | 13 | 5 | 1 | 3 | 53 | 39.2 | |
| Utah Tech | 02/24/2024 | 89-78 | W | 13-23 | .565 | 6-11 | .545 | 23-27 | .852 | 4 | 12 | 16 | 19.1 | 14 | 11 | 6 | 1 | 6 | 55 | 39.8 | |
| at Seattle U | 02/29/2024 | 82-62 | W | 10-33 | .303 | 2-10 | .200 | 10-10 | 1.000 | 9 | 11 | 20 | 19.1 | 8 | 7 | 5 | 1 | 2 | 32 | 39.5 | |
| at Utah Valley | 03/02/2024 | 78-65 | W | 11-25 | .440 | 2-5 | .400 | 16-18 | .889 | 5 | 14 | 19 | 19.1 | 11 | 5 | 7 | 1 | 3 | 40 | 39.5 | |
| California Baptist | 03/07/2024 | 71-57 | W | 16-33 | .485 | 0-11 | .000 | 2-4 | .500 | 6 | 14 | 20 | 19.2 | 10 | 12 | 6 | 1 | 6 | 34 | 39.3 | |
| Total | | 1219 | | 393-901 | .436 | 114-360 | .317 | 319-439 | .727 | 205 | 389 | 594 | 19.2 | 374 | 233 | 244 | 60 | 102 | 1219 | 39.3 | |

OPPONENT 2ND-HALF GAME-BY-GAME STATS

| | | | | Total | | 3-Pointers | | Free throws | | Rebounds | | | | | | | | | | | |
|-----------------------|------------|--------|-----|---------|------|------------|-------|-------------|-------|----------|-----|-----|------|-----|-----|-----|-----|-----|------|------|--|
| Opponent | Date | Score | | FG-FGA | PCT | 3FG-3FGA | PCT | FT-FTA | PCT | OFF | DEF | TOT | AVG | PF | A | TO | BLK | STL | PTS | AVG | |
| Oral Roberts | 11/06/2023 | 75-71 | W | 11-30 | .367 | 4-15 | .267 | 9-14 | .643 | 4 | 9 | 13 | 13.0 | 13 | 3 | 3 | 3 | 2 | 35 | 35.0 | |
| UT Tyler | 11/11/2023 | 95-64 | W | 14-31 | .452 | 7-12 | .583 | 5-9 | .556 | 5 | 11 | 16 | 14.5 | 6 | 9 | 8 | 0 | 2 | 40 | 37.5 | |
| at New Mexico | 11/16/2023 | 80-82 | L | 12-33 | .364 | 1-9 | .111 | 9-13 | .692 | 9 | 10 | 19 | 16.0 | 11 | 3 | 7 | 4 | 2 | 34 | 36.3 | |
| at Arizona | 11/19/2023 | 56-101 | L | 22-38 | .579 | 7-11 | .636 | 7-8 | .875 | 6 | 23 | 29 | 19.3 | 9 | 16 | 7 | 4 | 9 | 58 | 41.8 | |
| Alcorn | 11/22/2023 | 82-69 | W | 13-32 | .406 | 3-10 | .300 | 7-7 | 1.000 | 3 | 5 | 8 | 17.0 | 12 | 4 | 2 | 0 | 3 | 36 | 40.6 | |
| Texas St. | 11/25/2023 | 66-73 | L | 12-24 | .500 | 2-2 | 1.000 | 15-21 | .714 | 1 | 12 | 13 | 16.3 | 14 | 7 | 3 | 2 | 1 | 41 | 40.7 | |
| Abilene Christian | 11/29/2023 | 86-71 | W | 12-28 | .429 | 3-8 | .375 | 10-14 | .714 | 5 | 7 | 12 | 15.7 | 13 | 10 | 7 | 0 | 7 | 37 | 40.1 | |
| at Grand Canyon | 12/02/2023 | 69-76 | L | 6-21 | .286 | 2-7 | .286 | 25-32 | .781 | 7 | 11 | 18 | 16.0 | 10 | 1 | 6 | 0 | 8 | 39 | 40.0 | |
| North Texas-Dallas | 12/06/2023 | 74-37 | W | 6-26 | .231 | 3-7 | .429 | 4-8 | .500 | 6 | 7 | 13 | 15.7 | 10 | 5 | 11 | 1 | 6 | 19 | 37.7 | |
| vs Air Force | 12/16/2023 | 76-73 | W | 12-27 | .444 | 1-6 | .167 | 11-14 | .786 | 4 | 13 | 17 | 15.8 | 9 | 5 | 9 | 2 | 7 | 36 | 37.5 | |
| at Texas Tech | 12/21/2023 | 66-77 | L | 11-33 | .333 | 5-14 | .357 | 11-13 | .846 | 8 | 12 | 20 | 16.2 | 9 | 7 | 7 | 2 | 3 | 38 | 37.5 | |
| at North Texas | 12/23/2023 | 52-78 | L | 12-27 | .444 | 3-12 | .250 | 7-11 | .636 | 4 | 10 | 14 | 16.0 | 12 | 4 | 3 | 3 | 6 | 34 | 37.3 | |
| at Texas | 01/01/2024 | 62-79 | L | 12-31 | .387 | 4-12 | .333 | 12-16 | .750 | 12 | 12 | 24 | 16.6 | 10 | 4 | 7 | 4 | 2 | 40 | 37.5 | |
| at Tarleton St. | 01/04/2024 | 76-78 | L | 12-27 | .444 | 5-9 | .556 | 7-10 | .700 | 3 | 11 | 14 | 16.4 | 13 | 5 | 7 | 0 | 3 | 36 | 37.4 | |
| at SFA | 01/06/2024 | 73-92 | L | 18-32 | .563 | 7-12 | .583 | 12-19 | .632 | 8 | 15 | 23 | 16.9 | 18 | 10 | 7 | 2 | 3 | 55 | 38.5 | |
| Utah Valley | 01/11/2024 | 83-69 | W | 11-28 | .393 | 4-12 | .333 | 23-28 | .821 | 4 | 15 | 19 | 17.0 | 11 | 9 | 5 | 1 | 6 | 49 | 39.2 | |
| Seattle U | 01/13/2024 | 80-75 | W | 12-25 | .480 | 4-11 | .364 | 11-17 | .647 | 3 | 9 | 12 | 16.7 | 17 | 7 | 6 | 1 | 4 | 39 | 39.2 | |
| UTRGV | 01/18/2024 | 91-73 | W | 15-36 | .417 | 0-6 | .000 | 10-11 | .909 | 11 | 11 | 22 | 17.0 | 9 | 6 | 10 | 3 | 5 | 40 | 39.2 | |
| at Abilene Christian | 01/20/2024 | 67-78 | L | 12-28 | .429 | 2-6 | .333 | 11-16 | .688 | 6 | 14 | 20 | 17.2 | 14 | 2 | 11 | 1 | 4 | 37 | 39.1 | |
| Grand Canyon | 01/27/2024 | 61-67 | L | 7-26 | .269 | 2-8 | .250 | 21-25 | .840 | 6 | 10 | 16 | 17.1 | 9 | 4 | 4 | 2 | 4 | 37 | 39.0 | |
| at Southern Utah | 02/01/2024 | 76-68 | W | 13-36 | .361 | 2-6 | .333 | 13-16 | .813 | 10 | 13 | 23 | 17.4 | 14 | 2 | 5 | 3 | 6 | 41 | 39.1 | |
| at Utah Tech | 02/03/2024 | 87-66 | W | 12-29 | .414 | 3-13 | .231 | 6-9 | .667 | 3 | 13 | 16 | 17.3 | 13 | 5 | 7 | 1 | 4 | 33 | 38.8 | |
| at California Baptist | 02/08/2024 | 63-64 | L | 13-28 | .464 | 3-7 | .429 | 11-18 | .611 | 6 | 16 | 22 | 17.5 | 9 | 8 | 5 | 3 | 1 | 40 | 38.9 | |
| SFA | 02/10/2024 | 71-63 | Wot | 11-21 | .524 | 1-5 | .200 | 11-13 | .846 | 4 | 12 | 16 | 17.5 | 10 | 5 | 8 | 3 | 3 | 34 | 38.7 | |
| Tarleton St. | 02/15/2024 | 78-80 | L | 14-22 | .636 | 4-9 | .444 | 20-23 | .870 | 1 | 11 | 12 | 17.2 | 15 | 10 | 7 | 1 | 3 | 52 | 39.2 | |
| at UTRGV | 02/17/2024 | 89-70 | W | 14-30 | .467 | 5-12 | .417 | 11-17 | .647 | 5 | 14 | 19 | 17.3 | 11 | 8 | 10 | 0 | 3 | 44 | 39.4 | |
| Southern Utah | 02/22/2024 | 90-85 | W | 15-28 | .536 | 4-9 | .444 | 12-15 | .800 | 4 | 9 | 13 | 17.1 | 12 | 9 | 4 | 1 | 2 | 46 | 39.6 | |
| Utah Tech | 02/24/2024 | 89-78 | W | 13-23 | .565 | 4-11 | .364 | 14-18 | .778 | 2 | 8 | 10 | 16.9 | 16 | 4 | 8 | 1 | 2 | 44 | 39.8 | |
| at Seattle U | 02/29/2024 | 82-62 | W | 13-31 | .419 | 5-17 | .294 | 10-12 | .833 | 9 | 12 | 21 | 17.0 | 9 | 5 | 4 | 4 | 2 | 41 | 39.8 | |
| at Utah Valley | 03/02/2024 | 78-65 | W | 14-28 | .500 | 4-11 | .364 | 4-9 | .444 | 4 | 11 | 15 | 17.0 | 15 | 10 | 5 | 3 | 4 | 36 | 39.7 | |
| California Baptist | 03/07/2024 | 71-57 | W | 9-26 | .346 | 2-8 | .250 | 8-11 | .727 | 5 | 12 | 17 | 17.0 | 7 | 6 | 9 | 0 | 3 | 28 | 39.3 | |
| Total | | 1219 | | 383-885 | .433 | 106-297 | .357 | 347-467 | .743 | 168 | 358 | 526 | 17.0 | 360 | 193 | 202 | 55 | 120 | 1219 | 39.3 | |



UTA / OPPONENT TEAM GAME HIGHS & LOWS

UT Arlington - Game Highs

| | | |
|-----------------------|--------------|-----------------------------------|
| POINTS | 95 | UT Tyler (11/11/2023) |
| | 91 | UTRGV (01/18/2024) |
| | 90 | Southern Utah (02/22/2024) |
| | 89 | Utah Tech (02/24/2024) |
| | 89 | at UTRGV (02/17/2024) |
| FIELD GOALS MADE | 34 | at UTRGV (02/17/2024) |
| | 34 | UT Tyler (11/11/2023) |
| FIELD GOAL ATTEMPTS | 72 | North Texas-Dallas (12/06/2023) |
| | 70 | UT Tyler (11/11/2023) |
| FIELD GOAL PERCENTAGE | .574 (27-47) | Abilene Christian (11/29/2023) |
| | .543 (25-46) | Seattle U (01/13/2024) |
| 3 PT FG MADE | 17 | UT Tyler (11/11/2023) |
| | 15 | UTRGV (01/18/2024) |
| 3 PT FG ATTEMPTS | 43 | UT Tyler (11/11/2023) |
| | 38 | Alcorn (11/22/2023) |
| 3 PT FG PERCENTAGE | .545 (12-22) | Abilene Christian (11/29/2023) |
| | .500 (11-22) | Southern Utah (02/22/2024) |
| FREE THROWS MADE | 33 | Utah Tech (02/24/2024) |
| | 26 | Texas St. (11/25/2023) |
| FREE THROW ATTEMPTS | 40 | Utah Tech (02/24/2024) |
| | 36 | Texas St. (11/25/2023) |
| FREE THROW PERCENTAGE | .960 (24-25) | UTRGV (01/18/2024) |
| | .900 (18-20) | Grand Canyon (01/27/2024) |
| REBOUNDS | 56 | North Texas-Dallas (12/06/2023) |
| | 55 | Oral Roberts (11/06/2023) |
| ASSISTS | 26 | UT Tyler (11/11/2023) |
| | 25 | Abilene Christian (11/29/2023) |
| STEALS | 13 | at Texas Tech (12/21/2023) |
| | 12 | at Abilene Christian (01/20/2024) |
| BLOCKED SHOTS | 6 | at Seattle U (02/29/2024) |
| | 6 | at Southern Utah (02/01/2024) |
| | 6 | Grand Canyon (01/27/2024) |
| | 6 | UTRGV (01/18/2024) |
| | 6 | at SFA (01/06/2024) |
| | 6 | at Texas Tech (12/21/2023) |
| | 6 | Texas St. (11/25/2023) |
| TURNOVERS | 25 | Grand Canyon (01/27/2024) |
| | 22 | SFA (02/10/2024) |
| FOULS | 30 | at Grand Canyon (12/02/2023) |
| | 28 | SFA (02/10/2024) |
| | 28 | Utah Valley (01/11/2024) |

Opponent - Game Highs

| | | |
|-----------------------|--------------|-----------------------------------|
| POINTS | 101 | at Arizona (11/19/2023) |
| | 92 | at SFA (01/06/2024) |
| | 85 | Southern Utah (02/22/2024) |
| | 82 | at New Mexico (11/16/2023) |
| | 80 | Tarleton St. (02/15/2024) |
| FIELD GOALS MADE | 38 | at Arizona (11/19/2023) |
| | 33 | at SFA (01/06/2024) |
| FIELD GOAL ATTEMPTS | 73 | at Arizona (11/19/2023) |
| | 69 | at New Mexico (11/16/2023) |
| FIELD GOAL PERCENTAGE | .528 (28-53) | at North Texas (12/23/2023) |
| | .521 (38-73) | at Arizona (11/19/2023) |
| 3 PT FG MADE | 12 | at SFA (01/06/2024) |
| | 12 | at Tarleton St. (01/04/2024) |
| | 12 | at North Texas (12/23/2023) |
| 3 PT FG ATTEMPTS | 31 | Oral Roberts (11/06/2023) |
| | 27 | at Seattle U (02/29/2024) |
| | 27 | at North Texas (12/23/2023) |
| | 27 | at Texas Tech (12/21/2023) |
| 3 PT FG PERCENTAGE | .571 (12-21) | at Tarleton St. (01/04/2024) |
| | .500 (7-14) | at Abilene Christian (01/20/2024) |
| FREE THROWS MADE | 31 | Grand Canyon (01/27/2024) |
| | 29 | Utah Valley (01/11/2024) |
| FREE THROW ATTEMPTS | 39 | Utah Valley (01/11/2024) |
| | 36 | Grand Canyon (01/27/2024) |
| | 36 | at Grand Canyon (12/02/2023) |
| FREE THROW PERCENTAGE | .933 (14-15) | at Arizona (11/19/2023) |
| | .875 (21-24) | California Baptist (03/07/2024) |
| REBOUNDS | 46 | at Arizona (11/19/2023) |
| | 45 | at Texas (01/01/2024) |
| ASSISTS | 27 | at Arizona (11/19/2023) |
| | 20 | at SFA (01/06/2024) |
| | 20 | Abilene Christian (11/29/2023) |
| STEALS | 12 | vs Air Force (N) (12/16/2023) |
| | 12 | at Grand Canyon (12/02/2023) |
| | 12 | at Arizona (11/19/2023) |
| BLOCKED SHOTS | 9 | at Utah Valley (03/02/2024) |
| | 9 | Oral Roberts (11/06/2023) |
| TURNOVERS | 20 | California Baptist (03/07/2024) |
| | 20 | Utah Tech (02/24/2024) |
| | 20 | SFA (02/10/2024) |
| FOULS | 28 | Utah Tech (02/24/2024) |
| | 27 | Seattle U (01/13/2024) |

UT Arlington - Game Lows

| | | |
|-----------------------|--------------|------------------------------------|
| POINTS | 52 | at North Texas (12/23/2023) |
| | 56 | at Arizona (11/19/2023) |
| | 61 | Grand Canyon (01/27/2024) |
| | 62 | at Texas (01/01/2024) |
| | 63 | at California Baptist (02/08/2024) |
| FIELD GOALS MADE | 15 | at North Texas (12/23/2023) |
| | 19 | Grand Canyon (01/27/2024) |
| | 19 | Texas St. (11/25/2023) |
| FIELD GOAL ATTEMPTS | 44 | Texas St. (11/25/2023) |
| | 45 | Utah Tech (02/24/2024) |
| FIELD GOAL PERCENTAGE | .300 (15-50) | at North Texas (12/23/2023) |
| | .323 (21-65) | at Abilene Christian (01/20/2024) |
| 3 PT FG MADE | 2 | at California Baptist (02/08/2024) |
| | 2 | Texas St. (11/25/2023) |
| 3 PT FG ATTEMPTS | 12 | at California Baptist (02/08/2024) |
| | 15 | at Grand Canyon (12/02/2023) |
| | 15 | Texas St. (11/25/2023) |
| 3 PT FG PERCENTAGE | .133 (2-15) | Texas St. (11/25/2023) |
| | .158 (3-19) | at North Texas (12/23/2023) |
| FREE THROWS MADE | 4 | at Texas (01/01/2024) |
| | 5 | at Arizona (11/19/2023) |
| FREE THROW ATTEMPTS | 10 | California Baptist (03/07/2024) |
| | 10 | at Texas (01/01/2024) |
| FREE THROW PERCENTAGE | .400 (4-10) | at Texas (01/01/2024) |
| | .417 (5-12) | at Arizona (11/19/2023) |
| REBOUNDS | 26 | Utah Tech (02/24/2024) |
| | 29 | at Grand Canyon (12/02/2023) |
| ASSISTS | 7 | at North Texas (12/23/2023) |
| | 8 | at Abilene Christian (01/20/2024) |
| STEALS | 1 | Alcorn (11/22/2023) |
| | 3 | Seattle U (01/13/2024) |
| | 3 | at New Mexico (11/16/2023) |
| BLOCKED SHOTS | 1 | UT Tyler (11/11/2023) |
| | 2 | at UTRGV (02/17/2024) |
| | 2 | at California Baptist (02/08/2024) |
| | 2 | at Abilene Christian (01/20/2024) |
| | 2 | at North Texas (12/23/2023) |
| | 2 | North Texas-Dallas (12/06/2023) |
| | 2 | at Grand Canyon (12/02/2023) |
| | 2 | at New Mexico (11/16/2023) |
| | 2 | Oral Roberts (11/06/2023) |
| TURNOVERS | 7 | at Seattle U (02/29/2024) |
| | 11 | at Utah Valley (03/02/2024) |
| | 11 | Southern Utah (02/22/2024) |
| | 11 | at California Baptist (02/08/2024) |
| | 11 | Alcorn (11/22/2023) |
| FOULS | 14 | at Texas Tech (12/21/2023) |
| | 14 | North Texas-Dallas (12/06/2023) |

Opponent - Game Lows

| | | |
|-----------------------|--------------|------------------------------------|
| POINTS | 37 | North Texas-Dallas (12/06/2023) |
| | 57 | California Baptist (03/07/2024) |
| | 62 | at Seattle U (02/29/2024) |
| | 63 | SFA (02/10/2024) |
| | 64 | at California Baptist (02/08/2024) |
| | 64 | UT Tyler (11/11/2023) |
| FIELD GOALS MADE | 12 | North Texas-Dallas (12/06/2023) |
| | 16 | California Baptist (03/07/2024) |
| | 16 | Grand Canyon (01/27/2024) |
| FIELD GOAL ATTEMPTS | 48 | North Texas-Dallas (12/06/2023) |
| | 49 | California Baptist (03/07/2024) |
| FIELD GOAL PERCENTAGE | .250 (12-48) | North Texas-Dallas (12/06/2023) |
| | .296 (16-54) | Grand Canyon (01/27/2024) |
| 3 PT FG MADE | 1 | SFA (02/10/2024) |
| | 3 | UTRGV (01/18/2024) |
| | 3 | Texas St. (11/25/2023) |
| 3 PT FG ATTEMPTS | 8 | Texas St. (11/25/2023) |
| | 14 | at Abilene Christian (01/20/2024) |
| | 14 | UTRGV (01/18/2024) |
| | 14 | North Texas-Dallas (12/06/2023) |
| 3 PT FG PERCENTAGE | .067 (1-15) | SFA (02/10/2024) |
| | .211 (4-19) | Grand Canyon (01/27/2024) |
| | .211 (4-19) | at New Mexico (11/16/2023) |
| FREE THROWS MADE | 8 | North Texas-Dallas (12/06/2023) |
| | 9 | at Utah Valley (03/02/2024) |
| FREE THROW ATTEMPTS | 13 | at Texas Tech (12/21/2023) |
| | 13 | Alcorn (11/22/2023) |
| FREE THROW PERCENTAGE | .529 (9-17) | at Utah Valley (03/02/2024) |
| | .571 (8-14) | North Texas-Dallas (12/06/2023) |
| REBOUNDS | 24 | Alcorn (11/22/2023) |
| | 25 | Abilene Christian (11/29/2023) |
| ASSISTS | 6 | at Seattle U (02/29/2024) |
| | 7 | Utah Tech (02/24/2024) |
| | 7 | Grand Canyon (01/27/2024) |
| | 7 | at Abilene Christian (01/20/2024) |
| STEALS | 3 | at Seattle U (02/29/2024) |
| | 3 | at Texas (01/01/2024) |
| BLOCKED SHOTS | 0 | Alcorn (11/22/2023) |
| | 0 | UT Tyler (11/11/2023) |
| TURNOVERS | 4 | Alcorn (11/22/2023) |
| | 6 | Oral Roberts (11/06/2023) |
| FOULS | 10 | at Texas Tech (12/21/2023) |
| | 13 | California Baptist (03/07/2024) |
| | 13 | at Arizona (11/19/2023) |

UTA / OPPONENT PLAYER GAME HIGHS

UT Arlington - Individual Game Highs

| | | |
|---|-------------|---|
| POINTS | 29 | Shemar Wilson at New Mexico (11/16/2023) |
| | 28 | Phillip Russell vs Air Force (N) (12/16/2023) |
| | 24 | Phillip Russell vs UTRGV (01/18/2024) |
| | 24 | Makai Williams at Tarleton St. (01/04/2024) |
| | 24 | Dajuan Gordon vs Oral Roberts (11/06/2023) |
| FIELD GOALS MADE | 11 | Shemar Wilson at New Mexico (11/16/2023) |
| | 9 | Phillip Russell vs Air Force (N) (12/16/2023) |
| FIELD GOAL ATTEMPTS | 20 | Dajuan Gordon vs Oral Roberts (11/06/2023) |
| | 18 | Phillip Russell at Texas Tech (12/21/2023) |
| FIELD GOAL PERCENTAGE (min 5 made) | 1.000 (5-5) | Dwayne Koroma vs California Baptist (03/07/2024) |
| | .875 (7-8) | Dajuan Gordon at UTRGV (02/17/2024) |
| 3 PT FG MADE | 6 | Kade Douglas vs Alcorn (11/22/2023) |
| | 5 | Phillip Russell at Southern Utah (02/01/2024) |
| | 5 | Kade Douglas at Texas (01/01/2024) |
| | 5 | Kade Douglas vs UT Tyler (11/11/2023) |
| 3 PT FG ATTEMPTS | 12 | Kade Douglas vs Alcorn (11/22/2023) |
| | 11 | Kade Douglas vs UT Tyler (11/11/2023) |
| 3 PT FG PERCENTAGE (min 2 made) | 1.000 (3-3) | Makai Williams at Texas (01/01/2024) |
| | 1.000 (2-2) | Dajuan Gordon vs Southern Utah (02/22/2024) |
| | 1.000 (2-2) | Akili Vining at UTRGV (02/17/2024) |
| | 1.000 (2-2) | Dajuan Gordon vs Tarleton St. (02/15/2024) |
| FREE THROWS MADE | 10 | Makai Williams vs Texas St. (11/25/2023) |
| | 10 | Shemar Wilson vs Texas St. (11/25/2023) |
| FREE THROW ATTEMPTS | 14 | Makai Williams vs Texas St. (11/25/2023) |
| | 14 | Shemar Wilson vs Texas St. (11/25/2023) |
| FREE THROW PERCENTAGE (min 3 made) | 1.000 (8-8) | Makai Williams vs Tarleton St. (02/15/2024) |
| | 1.000 (7-7) | Shemar Wilson vs UTRGV (01/18/2024) |
| | 1.000 (7-7) | Dajuan Gordon vs Oral Roberts (11/06/2023) |
| | 1.000 (6-6) | Phillip Russell at Seattle U (02/29/2024) |
| | 1.000 (6-6) | Makai Williams vs SFA (02/10/2024) |
| | 1.000 (6-6) | Dajuan Gordon at Utah Tech (02/03/2024) |
| | 1.000 (6-6) | Phillip Russell vs UTRGV (01/18/2024) |
| | 1.000 (4-4) | Phillip Russell at Utah Valley (03/02/2024) |
| | 1.000 (4-4) | Dwayne Koroma vs Utah Tech (02/24/2024) |
| | 1.000 (4-4) | Makai Williams vs Southern Utah (02/22/2024) |
| | 1.000 (4-4) | Dajuan Gordon vs Tarleton St. (02/15/2024) |
| | 1.000 (4-4) | Phillip Russell vs Grand Canyon (01/27/2024) |
| | 1.000 (4-4) | Shemar Wilson vs Grand Canyon (01/27/2024) |
| | 1.000 (4-4) | Phillip Russell at Abilene Christian (01/20/2024) |
| | 1.000 (4-4) | Dajuan Gordon vs UTRGV (01/18/2024) |
| | 1.000 (4-4) | Darius Miles at North Texas (12/23/2023) |
| | 1.000 (4-4) | Makai Williams vs Air Force (N) (12/16/2023) |
| | 1.000 (4-4) | Dwayne Koroma at Grand Canyon (12/02/2023) |
| | 1.000 (4-4) | Fabio Basili at Grand Canyon (12/02/2023) |
| | 1.000 (4-4) | Dajuan Gordon vs Abilene Christian (11/29/2023) |
| REBOUNDS | 17 | Dajuan Gordon at Utah Tech (02/03/2024) |
| | 17 | Aaron Cash vs North Texas-Dallas (12/06/2023) |
| ASSISTS | 8 | Phillip Russell vs Southern Utah (02/22/2024) |
| | 8 | Akili Vining vs Seattle U (01/13/2024) |
| | 8 | Makai Williams vs Utah Valley (01/11/2024) |
| | 8 | Makai Williams vs Abilene Christian (11/29/2023) |
| | 8 | Akili Vining vs Alcorn (11/22/2023) |
| STEALS | 5 | Dajuan Gordon vs SFA (02/10/2024) |
| | 4 | Dajuan Gordon vs California Baptist (03/07/2024) |
| | 4 | Dajuan Gordon vs Utah Tech (02/24/2024) |
| | 4 | Aaron Cash at UTRGV (02/17/2024) |
| | 4 | Dajuan Gordon at Abilene Christian (01/20/2024) |
| | 4 | Aaron Cash at Texas Tech (12/21/2023) |
| | 4 | Dajuan Gordon vs Abilene Christian (11/29/2023) |
| | 4 | Dajuan Gordon vs UT Tyler (11/11/2023) |
| BLOCKED SHOTS | 5 | Shemar Wilson at Southern Utah (02/01/2024) |
| | 5 | Shemar Wilson at Texas Tech (12/21/2023) |
| TURNOVERS | 8 | Makai Williams vs Grand Canyon (01/27/2024) |
| | 7 | Dajuan Gordon at Southern Utah (02/01/2024) |
| | 7 | Makai Williams at Grand Canyon (12/02/2023) |
| FOULS | 5 | Makai Williams at Utah Valley (03/02/2024) |
| | 5 | Shemar Wilson vs Utah Tech (02/24/2024) |
| | 5 | Makai Williams at Utah Tech (02/03/2024) |
| | 5 | Shemar Wilson vs Grand Canyon (01/27/2024) |
| | 5 | Makai Williams vs Seattle U (01/13/2024) |
| | 5 | Aaron Cash vs Seattle U (01/13/2024) |
| | 5 | Dajuan Gordon vs Utah Valley (01/11/2024) |
| | 5 | Makai Williams vs Utah Valley (01/11/2024) |
| | 5 | Shemar Wilson at SFA (01/06/2024) |
| | 5 | Dajuan Gordon at Texas (01/01/2024) |
| | 5 | Shemar Wilson at Grand Canyon (12/02/2023) |
| | 5 | Dajuan Gordon at Grand Canyon (12/02/2023) |
| | 5 | Makai Williams at Grand Canyon (12/02/2023) |
| | 5 | Dajuan Gordon vs Texas St. (11/25/2023) |
| | 5 | Shemar Wilson vs Texas St. (11/25/2023) |
| | 5 | Dwayne Koroma vs Texas St. (11/25/2023) |
| | 5 | Aaron Cash vs Alcorn (11/22/2023) |
| | 5 | Dwayne Koroma at New Mexico (11/16/2023) |
| | 5 | Makai Williams vs Oral Roberts (11/06/2023) |

Opponent - Individual Game Highs

| | | |
|---|-------------|---|
| POINTS | 32 | Cameron Tyson at Seattle U (02/29/2024) |
| | 29 | Jamal Mashburn, Jr. at New Mexico (11/16/2023) |
| | 26 | Jason Edwards at North Texas (12/23/2023) |
| | 25 | Donovan Dent at New Mexico (11/16/2023) |
| | 24 | Dominique Ford vs Southern Utah (02/22/2024) |
| FIELD GOALS MADE | 11 | Donovan Dent at New Mexico (11/16/2023) |
| | 9 | Cameron Tyson at Seattle U (02/29/2024) |
| | 9 | Parsa Fallah vs Southern Utah (02/22/2024) |
| | 9 | Jason Edwards at North Texas (12/23/2023) |
| | 9 | Jamal Mashburn, Jr. at New Mexico (11/16/2023) |
| FIELD GOAL ATTEMPTS | 27 | Cameron Tyson at Seattle U (02/29/2024) |
| | 23 | Jamal Mashburn, Jr. at New Mexico (11/16/2023) |
| FIELD GOAL PERCENTAGE (min 5 made) | .875 (7-8) | Oumar Ballo at Arizona (11/19/2023) |
| | .778 (7-9) | Brandon Love vs Texas St. (11/25/2023) |
| 3 PT FG MADE | 5 | Cameron Tyson at Seattle U (02/29/2024) |
| | 5 | Dominique Ford vs Southern Utah (02/22/2024) |
| 3 PT FG ATTEMPTS | 17 | Cameron Tyson at Seattle U (02/29/2024) |
| | 12 | Issac McBride vs Oral Roberts (11/06/2023) |
| 3 PT FG PERCENTAGE (min 2 made) | 1.000 (3-3) | Darrion Williams at Texas Tech (12/21/2023) |
| | 1.000 (2-2) | Airon Simmons at Abilene Christian (01/20/2024) |
| | 1.000 (2-2) | Jalil Beaubrun at SFA (01/06/2024) |
| | 1.000 (2-2) | Paulius Murauskas at Arizona (11/19/2023) |
| FREE THROWS MADE | 12 | Blondeau Tchoukuegno vs California Baptist (03/07/2024) |
| | 11 | Tyon Grant-Foster at Grand Canyon (12/02/2023) |
| FREE THROW ATTEMPTS | 14 | Tyon Grant-Foster at Grand Canyon (12/02/2023) |
| | 13 | Blondeau Tchoukuegno vs California Baptist (03/07/2024) |
| | 13 | Alex Schumacher vs Seattle U (01/13/2024) |
| | 13 | Jamal Mashburn, Jr. at New Mexico (11/16/2023) |
| FREE THROW PERCENTAGE (min 3 made) | 1.000 (9-9) | Cameron Tyson at Seattle U (02/29/2024) |
| | 1.000 (7-7) | Scotty Washington vs California Baptist (03/07/2024) |
| | 1.000 (7-7) | Ray Harrison vs Grand Canyon (01/27/2024) |
| | 1.000 (6-6) | Collin Moore vs Grand Canyon (01/27/2024) |
| | 1.000 (6-6) | J.J. Howard vs UTRGV (01/18/2024) |
| | 1.000 (6-6) | Pelle Larsson at Arizona (11/19/2023) |
| | 1.000 (5-5) | Max Abmas at Texas (01/01/2024) |
| | 1.000 (4-4) | Zion Young vs Southern Utah (02/22/2024) |
| | 1.000 (4-4) | Devon Barnes vs Tarleton St. (02/15/2024) |
| | 1.000 (4-4) | Adam Moussa vs Tarleton St. (02/15/2024) |
| | 1.000 (4-4) | Matt Hayman vs SFA (02/10/2024) |
| | 1.000 (4-4) | Osiris Grady vs Utah Valley (01/11/2024) |
| | 1.000 (4-4) | Issac McBride vs Oral Roberts (11/06/2023) |
| | 1.000 (3-3) | Devon Barnes at Tarleton St. (01/04/2024) |
| | 1.000 (3-3) | Josh Baker at Grand Canyon (12/02/2023) |
| | 1.000 (3-3) | Dylan Dawson vs Texas St. (11/25/2023) |
| REBOUNDS | 12 | Trevin Dorius at Utah Valley (03/02/2024) |
| | 12 | Airon Simmons at Abilene Christian (01/20/2024) |
| ASSISTS | 8 | Alex Schumacher vs Seattle U (01/13/2024) |
| | 8 | Kaden Gumbs vs Texas St. (11/25/2023) |
| STEALS | 4 | Ray Harrison vs Grand Canyon (01/27/2024) |
| | 4 | Emmanuel Innocenti at Tarleton St. (01/04/2024) |
| | 4 | Jeffrey Mills vs Air Force (N) (12/16/2023) |
| | 4 | SERGIN MCCLAIN vs North Texas-Dallas (12/06/2023) |
| | 4 | Kavon McClain vs Abilene Christian (11/29/2023) |
| | 4 | Joshua O'Garro vs Texas St. (11/25/2023) |
| BLOCKED SHOTS | 8 | DeShang Weaver vs Oral Roberts (11/06/2023) |
| | 5 | Trevin Dorius at Utah Valley (03/02/2024) |
| TURNOVERS | 8 | Anic Demings vs Utah Tech (02/24/2024) |
| | 6 | Kellan Boylan vs Air Force (N) (12/16/2023) |
| | 6 | Tyon Grant-Foster at Grand Canyon (12/02/2023) |
| FOULS | 5 | Paris Dawson at Seattle U (02/29/2024) |
| | 5 | Jaylen Searles vs Utah Tech (02/24/2024) |
| | 5 | Tanner Christensen vs Utah Tech (02/24/2024) |
| | 5 | Zion Young vs Southern Utah (02/22/2024) |
| | 5 | Devon Barnes vs Tarleton St. (02/15/2024) |
| | 5 | Traivar Jackson vs Tarleton St. (02/15/2024) |
| | 5 | KiAndre Gaddy vs Tarleton St. (02/15/2024) |
| | 5 | Latrell Jossell vs SFA (02/10/2024) |
| | 5 | Tanner Christensen at Utah Tech (02/03/2024) |
| | 5 | Braden Housley at Southern Utah (02/01/2024) |
| | 5 | Zion Young at Southern Utah (02/01/2024) |
| | 5 | Dominique Ford at Southern Utah (02/01/2024) |
| | 5 | Leonardo Bettiol at Abilene Christian (01/20/2024) |
| | 5 | Sherman Brashear vs UTRGV (01/18/2024) |
| | 5 | Kobe Williamson vs Seattle U (01/13/2024) |
| | 5 | Nana Antwi-Boasiako at SFA (01/06/2024) |
| | 5 | KiAndre Gaddy at Tarleton St. (01/04/2024) |
| | 5 | Collin Moore at Grand Canyon (12/02/2023) |
| | 5 | Jeremiah Kendall at Alcorn (11/22/2023) |
| | 5 | Dekedran Thorn vs Alcorn (11/22/2023) |



SINGLE-GAME INDIVIDUAL PROGRAM RECORDS

POINTS

| | Pts | Player | Opponent | Date |
|-----|-----|------------------|------------------------------|---------------|
| 1. | 44 | Dink Ford | Texas Wesleyan | Dec. 28, 1964 |
| 2. | 43 | Steven Barber | at UTSA | Jan. 24, 2002 |
| 3. | 41 | Larry Moore | Centenary | Jan. 18, 1973 |
| 4. | 39 | Willie Brand | Prairie View A&M | Dec. 2, 1989 |
| 39 | | Jerry Janek | Texas Wesleyan | Dec. 29, 1962 |
| 6. | 38 | Erick Neal | Appalachian State | Feb. 1, 2018 |
| 38 | | Marquez Haynes | UTSA | Jan. 16, 2010 |
| 38 | | Steven Barber | Wichita State | Nov. 28, 2001 |
| 38 | | Mike Nau | Lamar | Feb. 14, 1967 |
| 10. | 37 | David Azore | at Little Rock | Jan. 22, 2022 |
| 37 | | Erick Neal | Appalachian State | Mar. 9, 2018 |
| 37 | | Reger Dowell | Western Kentucky | Mar. 1, 2014 |
| 37 | | Leonard Wilson | ULM | Mar. 6, 1993 |
| 37 | | Eric Gore | North Texas | Feb. 25, 1991 |
| 37 | | Bruce Tibbetts | at McMurry | Jan. 30, 1965 |
| 16. | 36 | David Azore | App State | Feb. 5, 2022 |
| 36 | | Marquez Haynes | vs. Texas A&M-Corpus Christi | Mar. 12, 2009 |
| 36 | | Keith Greene | McNeese State | Feb. 17, 2000 |
| 36 | | Sam Norton | at ULM | Mar. 5, 1984 |
| 36 | | Sam Norton | at Oral Roberts | Jan. 3, 1984 |
| 36 | | Eddie Stallings | Trinity | Feb. 1, 1969 |
| 36 | | Dink Ford | at Texas Wesleyan | Jan. 2, 1965 |
| 36 | | Bruce Tibbetts | at Texas Wesleyan | Jan. 2, 1965 |
| 36 | | John Reglin | at Texas Wesleyan | Jan. 25, 1964 |
| 25. | 35 | Erick Neal | at ULM | Feb. 15, 2018 |
| 35 | | Reger Dowell | Howard Payne | Nov. 13, 2014 |
| 35 | | Bobby Kenyon | Northwestern State | Feb. 27, 1992 |
| 35 | | Willie Brand | at Northwestern State | Feb. 16, 1991 |
| 35 | | Freddie Anderson | at North Texas | Jan. 14, 1976 |
| 35 | | Kenny Jenkins | at Denver | Jan. 10, 1976 |
| 35 | | Eddie Stallings | West Texas A&M | Jan. 2, 1969 |
| 35 | | Noel Roberts | Trinity | Jan. 5, 1963 |

FIELD GOALS MADE

| | FG | Player | Opponent | Date |
|-----|----|------------------|----------------------|---------------|
| 1. | 20 | Larry Moore | Centenary | Jan. 18, 1973 |
| 2. | 16 | Cal Tate | Texas Wesleyan | Feb. 15, 1978 |
| 16 | | Ronnie Marsh | at Abilene Christian | Jan. 22, 1973 |
| 16 | | Mike Nau | Lamar | Feb. 14, 1967 |
| 16 | | Noel Roberts | Trinity | Dec. 28, 1962 |
| 6. | 15 | Robert Taylor | Texas Wesleyan | Dec. 17, 1996 |
| 15 | | Bobby Kenyon | Huston-Tillotson | Nov. 29, 1990 |
| 15 | | Sam Norton | ULM | Feb. 25, 1984 |
| 15 | | Sam Norton | at Arkansas State | Jan. 28, 1984 |
| 15 | | Eddie Stallings | Trinity | Feb. 1, 1969 |
| 15 | | Bruce Tibbetts | at McMurry | Jan. 30, 1965 |
| 12. | 14 | David Azore | App State | Feb. 5, 2022 |
| 14 | | Sam Norton | at Oral Roberts | Jan. 3, 1984 |
| 14 | | Cal Tate | Texas Wesleyan | Feb. 15, 1978 |
| 14 | | Freeman Sparks | at McNeese State | Feb. 23, 1976 |
| 14 | | Freddie Anderson | at Louisiana Tech | Feb. 2, 1976 |
| 14 | | Freddie Anderson | at North Texas | Jan. 14, 1976 |
| 14 | | Kenny Jenkins | at Denver | Jan. 10, 1976 |
| 14 | | David Payne | Houston | Feb. 26, 1970 |
| 14 | | Sherman Evans | Tennessee Tech | Dec. 15, 1968 |
| 14 | | Dink Ford | vs. Texas Wesleyan | Dec. 12, 1964 |

FIELD GOAL ATTEMPTS

| | FGA | Player | Opponent | Date |
|-----|-----|------------------|----------------------|---------------|
| 1. | 30 | Mike Nau | Texas Wesleyan | Dec. 4, 1965 |
| 30 | | Noel Roberts | Trinity | Jan. 5, 1963 |
| 3. | 29 | Miles Robertson | Pepperdine | Dec. 9, 1977 |
| 29 | | Larry Moore | Centenary | Jan. 18, 1973 |
| 29 | | Sherman Evans | at Lamar | Feb. 16, 1970 |
| 6. | 28 | David Azore | App State | Feb. 5, 2022 |
| 28 | | Eric Gore | University of Dallas | Dec. 8, 1990 |
| 28 | | Freddie Anderson | at Louisiana Tech | Feb. 2, 1976 |
| 9. | 27 | Marquez Haynes | North Texas | Nov. 18, 2009 |
| 27 | | Steven Barber | at Wichita State | Nov. 28, 2001 |
| 27 | | Robert Taylor | Texas Wesleyan | Dec. 17, 1996 |
| 27 | | Willie Brand | Sam Houston State | Jan. 11, 1990 |
| 27 | | Willie Brand | UTSA | Nov. 28, 1988 |
| 27 | | Sam Norton | at Oral Roberts | Jan. 3, 1984 |
| 15. | 26 | Cal Tate | Texas Wesleyan | Feb. 15, 1978 |
| 26 | | Ronnie Marsh | at Centenary | Feb. 5, 1973 |
| 26 | | Sherman Evans | Tennessee Tech | Dec. 15, 1969 |
| 26 | | Mike Nau | Lamar | Feb. 14, 1967 |

FIELD GOAL PERCENTAGE (Min. 5 Made)

| | Pct. (FG-A) | Player | Opponent | Date |
|--------------------|---------------|----------------------|---------------------------|---------------------|
| 1. | 1.000 (10-10) | Jermaine Griffin | at Lamar | Feb. 14, 2008 |
| 1.000 (10-10) | | Ike Mitchell | at Lamar | Jan. 18, 1986 |
| 1.000 (10-10) | | Albert Culton | vs. Valpariso | Jan. 10, 1981 |
| 1.000 (9-9) | | Erick Neal | at Rice | Nov. 29, 2015 |
| 1.000 (9-9) | | Roger Shute | at TAMU-Kingsville | Jan. 19, 1976 |
| 1.000 (7-7) | | K. Akobundu-Ehiogu | Lamar | Dec. 11, 2021 |
| 1.000 (7-7) | | Jorge Bilbao | at Louisiana | Feb. 7, 2015 |
| 1.000 (7-7) | | Jermaine Griffin | UT Tyler | Nov. 11, 2006 |
| 1.000 (7-7) | | Steven Thomas | at New Mexico State | Nov. 26, 2004 |
| 1.000 (6-6) | | Shemar Wilson | Mary Hardin-Baylor | Nov. 13, 2021 |
| 1.000 (6-6) | | Andres Ibarguen | vs. Georgia Southern | Mar. 16, 2019 |
| 1.000 (6-6) | | Johnny Hamilton | Rice | Nov. 29, 2017 |
| 1.000 (6-6) | | Jordan Reves | Houston Baptist | Jan. 5, 2011 |
| 1.000 (6-6) | | Keith Howell | UT Permian Basin | Dec. 5, 2003 |
| 1.000 (6-6) | | Donald Harris | at Baylor | Nov. 21, 2001 |
| 1.000 (5-5) | | Dwayne Koroma | California Baptist | Mar. 7, 2024 |
| 1.000 (5-5) | | K. Akobundu-Ehiogu | Mary Hardin-Baylor | Nov. 13, 2021 |
| 1.000 (5-5) | | Lazaro Rojas | Howard Payne | Dec. 22, 2020 |
| 1.000 (5-5) | | Jabari Narcis | at #8 Gonzaga | Nov. 19, 2019 |
| 1.000 (5-5) | | Link Kabadyundi | at Alabama | Nov. 21, 2017 |
| 1.000 (5-5) | | Kennedy Eubanks | at Georgia Southern | Feb. 4, 2016 |
| 1.000 (5-5) | | Anthony Walker | at South Alabama | Mar. 8, 2014 |
| 1.000 (5-5) | | Anthony Walker | at Oklahoma | Dec. 17, 2013 |
| 1.000 (5-5) | | Vincent Dillard | Samford | Nov. 12, 2013 |
| 1.000 (5-5) | | Brandon Edwards | Central Arkansas | Feb. 7, 2011 |
| 1.000 (5-5) | | Anthony Vereen | vs. Schreiner | Nov. 26, 2007 |
| 1.000 (5-5) | | Jermaine Griffin | vs. UC Riverside | Nov. 12, 2007 |
| 1.000 (5-5) | | Jermaine Griffin | San Diego | Dec. 4, 2004 |
| 1.000 (5-5) | | Bill Washington | at Arkansas State | Dec. 6, 1997 |
| 1.000 (5-5) | | Jesse Kemp | Lamar | Jan. 22, 1976 |

3-POINTERS MADE

| | No. | Player | Opponent | Date |
|----|-----|-------------------|------------------------|---------------|
| 1. | 9 | Carson Bischoff | at Little Rock | Jan. 22, 2022 |
| 9 | | Erick Neal | at ULM | Feb. 15, 2018 |
| 9 | | Willie Brand | Northwestern State | Feb. 14, 1991 |
| 4. | 8 | Eric Gore | at Charleston Southern | Dec. 28, 1991 |
| 5. | 7 | Erick Neal | Georgia State | Feb. 24, 2018 |
| 7 | | Kevin Hervey | at Louisiana | Mar. 4, 2017 |
| 7 | | Jamel Outler | vs. Houston Baptist | Nov. 22, 2014 |
| 7 | | Kevin Butler | at Idaho | Feb. 14, 2013 |
| 7 | | LaMarcus Reed III | at A&M-Corpus Christi | Mar. 2, 2011 |
| 7 | | Roge'r Guignard | at UTSA | Feb. 20, 2008 |
| 7 | | Roge'r Guignard | vs. Hardin-Simmons | Dec. 29, 2007 |
| 7 | | Brady Dawkins | at Nicholls | Feb. 23, 2006 |
| 7 | | Jabari Johnson | at ULM | Mar. 1, 2001 |
| 7 | | Jabari Johnson | McNeese State | Jan. 27, 2000 |
| 7 | | Ronald Smith | McNeese State | Feb. 13, 1993 |
| 7 | | Ronald Smith | Stephen F. Austin | Jan. 23, 1993 |
| 7 | | Darrell Harmon | UTSA | Jan. 2, 1992 |
| 7 | | Glover Cody | McNeese State | Feb. 21, 1991 |
| 7 | | Rodrick Ford | UT Pan American | Dec. 19, 1988 |
| 7 | | Rodrick Ford | at UT Pan American | Dec. 19, 1987 |

3-POINT ATTEMPTS

| | No. | Player | Opponent | Date |
|-----|-----|-----------------|------------------------|---------------|
| 1. | 17 | Roge'r Guignard | at UTSA | Feb. 20, 2008 |
| 2. | 16 | Roge'r Guignard | at Texas Southern | Dec. 20, 2006 |
| 16 | | Robert Mays | Nicholls | Dec. 3, 1990 |
| 4. | 15 | Erick Neal | at South Alabama | Jan. 16, 2016 |
| 15 | | Reger Dowell | at Georgia State | Feb. 1, 2014 |
| 15 | | Jabari Johnson | McNeese State | Jan. 27, 2000 |
| 15 | | Leonard Wilson | at Northwestern State | Feb. 1, 1992 |
| 15 | | Bobby Kenyon | McNeese State | Feb. 21, 1991 |
| 15 | | Ronnie Pruitt | McNeese State | Feb. 21, 1991 |
| 10. | 14 | Erick Neal | at Georgia State | Jan. 25, 2018 |
| 14 | | Reger Dowell | Troy | Jan. 23, 2014 |
| 14 | | Ronald Smith | Stephen F. Austin | Jan. 23, 1993 |
| 14 | | Eric Gore | at Stephen F. Austin | Jan. 11, 1992 |
| 14 | | Eric Gore | at Charleston Southern | Dec. 28, 1991 |
| 14 | | Robert Mays | at New Mexico | Nov. 23, 1990 |
| 16. | 13 | Edric Dennis | at Coastal Carolina | Jan. 12, 2019 |
| 13 | | Kevin Hervey | Georgia State | Feb. 24, 2018 |
| 13 | | Brandon Long | at Houston Baptist | Nov. 29, 2008 |
| 13 | | Brandon Long | at Texas Southern | Dec. 20, 2006 |
| 13 | | Steven Barber | McNeese State | Jan. 27, 2000 |
| 13 | | Anthony Durham | McNeese State | Jan. 30, 1997 |
| 13 | | Willie Brand | Sam Houston State | Jan. 11, 1990 |
| 13 | | Willie Brand | UTSA | Nov. 28, 1988 |

3-POINT PERCENTAGE (Min. 5 Made)

| | Pct. (FG-A) | Player | Opponent | Date |
|-------------|-------------|---------------|---------------------|---------------|
| 1. | 1.000 (7-7) | Kevin Butler | at Idaho | Feb. 14, 2013 |
| 1.000 (5-5) | | David Azore | at Georgia Southern | Jan. 8, 2022 |
| 1.000 (5-5) | | Jabari Narcis | at #8 Gonzaga | Nov. 19, 2019 |
| 1.000 (5-5) | | Scott Cross | UTSA | Feb. 14, 1998 |

SINGLE-GAME INDIVIDUAL PROGRAM RECORDS

FREE THROWS MADE

| No. | Player | Opponent | Date |
|-----|--------------------|--------------------|---------------|
| 1. | 20 Paul Renfro | Louisiana | Feb. 19, 1979 |
| 2. | 19 Eddie Stallings | West Texas A&M | Jan. 2, 1969 |
| 3. | 18 Dink Ford | TAMU-Commerce | Dec. 12, 1964 |
| 4. | 17 David Azore | at Little Rock | Jan. 22, 2022 |
| 17 | Jerry Janek | Texas Wesleyan | Dec. 29, 1962 |
| 6. | 16 Steven Thomas | San Diego | Dec. 4, 2004 |
| 16 | Steven Thomas | at UTSA | Jan. 10, 2004 |
| 16 | Dink Ford | vs. Texas Wesleyan | Dec. 29, 1964 |
| 16 | Jerry Janek | vs. Texas Wesleyan | Dec. 29, 1962 |
| 10. | 15 Edric Dennis | vs. Little Rock | Jan. 19, 2019 |
| 15 | Reger Dowell | Western Kentucky | Mar. 1, 2014 |
| 15 | Paul Renfro | McNeese State | Feb. 3, 1979 |
| 15 | Harvey Harris | Lamar | Dec. 18, 1962 |
| 14. | 14 Scott Cross | Air Force | Dec. 22, 1997 |
| 14 | Eddie Stallings | at Texas Tech | Jan. 20, 1968 |
| 14 | Dink Ford | Angelo State | Feb. 8, 1966 |
| 14 | Jay Hawley | vs. Texas Wesleyan | Dec. 29, 1960 |
| 14 | LaMarcus Reed | at UTSA | Mar. 3, 2012 |

FREE THROW ATTEMPTS

| No. | Player | Opponent | Date |
|-----|--------------------|----------------------|---------------|
| 1. | 22 Eddie Stallings | West Texas A&M | Jan. 18, 1969 |
| 22 | Steven Thomas | ULM | Jan. 22, 2005 |
| 3. | 21 David Azore | at Little Rock | Jan. 22, 2022 |
| 21 | Jerry Janek | Texas Wesleyan | Dec. 29, 1962 |
| 5. | 20 Glover Cody | at Georgia State | Dec. 15, 1990 |
| 20 | Paul Renfro | Louisiana | Feb. 19, 1979 |
| 7. | 19 Bruce Tibbetts | Austin College | Dec. 10, 1964 |
| 8. | 18 Reger Dowell | Western Kentucky | Mar. 1, 2014 |
| 18 | Steven Thomas | Northwestern State | Jan. 12, 2005 |
| 18 | Steven Barber | at Sam Houston State | March 6, 2001 |
| 18 | Dink Ford | vs. Texas Wesleyan | Dec. 29, 1964 |

FREE THROW PERCENTAGE (Min. 10 Att.)

| Pct. (FG-A) | Player | Opponent | Date |
|------------------|------------------|-----------------------|---------------|
| 1. 1.000 (20-20) | Paul Renfro | at Louisiana | Feb. 19, 1979 |
| 1.000 (13-13) | Eddie Stallings | at Houston | Feb. 22, 1968 |
| 1.000 (12-12) | Jordan Reves | at McNeese State | Feb. 22, 2012 |
| 1.000 (12-12) | Derrick Obasohan | at Nicholls | Feb. 28, 2004 |
| 1.000 (12-12) | Brian Myers | at Northwestern State | Feb. 22, 1996 |
| 1.000 (12-12) | Paul Renfro | McNeese State | Jan. 28, 1980 |
| 1.000 (11-11) | Brandon Edwards | at South Alabama | Mar. 8, 2014 |
| 1.000 (11-11) | Rodrick Epps | at Texas State | Feb. 3, 2007 |
| 1.000 (11-11) | Keith Howell | at Northwestern State | Jan. 30, 2003 |
| 1.000 (11-11) | Melvin Polk | at TCU | Dec. 1, 1979 |
| 1.000 (11-11) | Paul Renfro | at Wichita State | Dec. 8, 1978 |
| 1.000 (11-11) | Mike Nau | vs. Austin College | Dec. 29, 1965 |
| 1.000 (10-10) | Rodrick Epps | at AMCC | Feb. 19, 2007 |
| 1.000 (10-10) | Reggie Brown | North Texas | Feb. 3, 1996 |
| 1.000 (10-10) | Keith Cornett | at Northwestern State | Feb. 4, 1995 |
| 1.000 (10-10) | Ricky Leggett | at Baylor | Dec. 16, 1980 |
| 1.000 (10-10) | Melvin Polk | at Baylor | Dec. 16, 1980 |

REBOUNDS

| No. | Player | Opponent | Date |
|-----|---------------------|--------------------|---------------|
| 1. | 24 Albert Culton | vs. Northeastern | Jan. 9, 1981 |
| 2. | 23 Bruce Tibbetts | Austin College | Dec. 10, 1964 |
| 23 | Jerry Janek | vs. Texas Wesleyan | Dec. 29, 1962 |
| 4. | 22 Jermaine Griffin | UT Permian Basin | Dec. 1, 2005 |
| 5. | 21 Mike Nau | Texas Wesleyan | Dec. 4, 1965 |
| 21 | Mike Nau | Austin College | Dec. 13, 1966 |
| 21 | Bruce Tibbetts | at McMurry | Jan. 30, 1965 |
| 8. | 20 Sam Norton | McNeese State | Feb. 11, 1984 |
| 20 | Mike Nau | Lamar | Feb. 14, 1967 |
| 20 | Sherman Evans | at Samford | Dec. 18, 1971 |
| 11. | 19 Brandon Edwards | at Troy | Mar. 6, 2014 |
| 19 | Johnny McDowell | Sam Houston State | Jan. 21, 1993 |
| 19 | Donny Beachum | UT Pan American | Jan. 21, 2004 |
| 19 | John Reglin | Lamar | Feb. 14, 1967 |
| 19 | John Reglin | Lamar | Jan. 8, 1966 |
| 19 | Sam Norton | ULM | Feb. 2, 1984 |
| 19 | Sherman Evans | Arkansas | Dec. 13, 1970 |

OFFENSIVE REBOUNDS (Since 1983-84)

| No. | Player | Opponent | Date |
|-----|-------------------|-----------------------|---------------|
| 1. | 12 Aaron Cash | UNT Dallas | Dec. 6, 2023 |
| 12 | Johnny McDowell | UTSA | Jan. 2, 1992 |
| 12 | Sam Norton | McNeese State | Feb. 11, 1984 |
| 4. | 11 Eric Gore | University of Dallas | Dec. 8, 1990 |
| 11 | Sam Norton | Louisiana Tech | Mar. 1, 1984 |
| 11 | Sam Norton | at Oral Roberts | Jan. 3, 1984 |
| 7. | 10 Eric Gore | at ULM | Feb. 16, 1991 |
| 10 | Michael Beasley | Morehead State | Jan. 3, 1989 |
| 9. | 9 Johnny Hamilton | vs. Georgia State | Mar. 1, 2018 |
| 9 | Bill Washington | at Northwestern State | Feb. 18, 1999 |
| 9 | Bill Washington | at UTSA | Jan. 10, 1998 |
| 9 | Robert Taylor | Texas Wesleyan | Dec. 17, 1996 |
| 9 | Johnny McDowell | Sul Ross State | Dec. 4, 1992 |
| 9 | Johnny McDowell | at Northwestern State | Feb. 1, 1992 |
| 9 | Leonard Wilson | Nicholls | Dec. 3, 1990 |
| 9 | Bill Nygard | Huston-Tillotson | Nov. 29, 1990 |

DEFENSIVE REBOUNDS (Since 1983-84)

| No. | Player | Opponent | Date |
|-----|---------------------|-----------------------|---------------|
| 1. | 14 Jermaine Griffin | UT Permian Basin | Dec. 1, 2005 |
| 14 | Robert Taylor | ULM | Feb. 27, 1997 |
| 14 | Sam Norton | North Texas | Feb. 9, 1984 |
| 14 | Sam Norton | ULM | Feb. 2, 1984 |
| 5. | 13 DaJuan Gordon | at Utah Valley | Mar. 2, 2024 |
| 13 | David Azore | at Texas State | Feb. 2, 2019 |
| 13 | Kevin Hervey | at UTRGV | Dec. 16, 2018 |
| 13 | Kevin Hervey | South Alabama | Feb. 25, 2017 |
| 13 | Mack Callier | at Sam Houston State | Feb. 17, 2003 |
| 13 | David Allen | North Texas | Jan. 14, 1989 |
| 11. | 12 Shemar Wilson | at California Baptist | Feb. 8, 2024 |
| 12 | DaJuan Gordon | at Utah Tech | Feb. 3, 2024 |
| 12 | Shemar Wilson | Utah Valley | Jan. 11, 2024 |
| 12 | David Azore | at Georgia Southern | Dec. 21, 2019 |
| 12 | Kevin Hervey | Appalachian State | Feb. 1, 2018 |
| 12 | Kevin Hervey | at Loyola Marymount | Dec. 22, 2016 |
| 12 | Larry Posey | UTSA | Feb. 15, 2007 |
| 12 | Steven Thomas | at Stephen F. Austin | Jan. 26, 2006 |
| 12 | Anthony Durham | Northwestern State | Mar. 1, 1997 |
| 12 | Bill Washington | Jarvis Christian | Dec. 2, 1996 |
| 12 | Johnny McDowell | Sam Houston State | Jan. 21, 1993 |
| 12 | Johnny McDowell | at Nicholls | Jan. 16, 1993 |
| 12 | Johnny McDowell | vs. Gonzaga | Dec. 11, 1992 |
| 24. | 11 DaJuan Gordon | vs. Air Force | Dec. 16, 2023 |
| 11 | DaJuan Gordon | at New Mexico | Nov. 16, 2023 |
| 11 | David Azore | at Louisiana Tech | Nov. 27, 2020 |
| 11 | David Azore | at Appalachian State | Jan. 10, 2019 |
| 11 | Johnny Hamilton | at Northern Iowa | Dec. 7, 2017 |
| 11 | Kevin Hervey | at Grand Canyon | Nov. 20, 2014 |
| 11 | Brandon Edwards | vs. ULM | Mar. 13, 2014 |
| 11 | Brandon Edwards | at Troy | Mar. 6, 2014 |
| 11 | Brandon Edwards | Samford | Nov. 12, 2013 |
| 11 | LaMarcus Reed III | vs. Southeastern La | Feb. 19, 2011 |
| 11 | Steven Thomas | SE Louisiana | Jan. 19, 2006 |
| 11 | Steven Thomas | at South Florida | Dec. 29, 2004 |
| 11 | Mack Callier | at Sam Houston State | Mar. 6, 2001 |
| 11 | Mack Callier | Texas State | Feb. 12, 2001 |
| 11 | Brian Myers | TAMU-Commerce | Dec. 11, 1993 |

ASSISTS

| No. | Player | Opponent | Date |
|-----|---------------------|-----------------------|---------------|
| 1. | 17 Jermaine Johnson | at Sam Houston State | Dec. 28, 1998 |
| 2. | 16 Sean Miller | at Northwestern State | Feb. 19, 1994 |
| 3. | 15 Erick Neal | at Niagara | Nov. 25, 2017 |
| 15 | Glover Cody | North Texas | Feb. 15, 1992 |
| 15 | Glover Cody | at Northwestern State | Feb. 14, 1991 |
| 15 | Glover Cody | at Sam Houston State | Jan. 25, 1991 |
| 6. | 13 Erick Neal | UT Dallas | Nov. 27, 2017 |
| 13 | Erick Neal | at BYU | Mar. 15, 2017 |
| 13 | Erick Neal | Louisiana | Jan. 23, 2017 |
| 13 | Erick Neal | UT Dallas | Dec. 5, 2016 |
| 13 | Glover Cody | at Iowa State | Dec. 10, 1991 |
| 13 | Glover Cody | vs. Army | Nov. 24, 1990 |
| 13 | Ronnell Peters | at ULM | Feb. 25, 1984 |
| 13 | Ricky Leggett | at Denver | Dec. 12, 1978 |
| 13 | Jesse Kemp | McNeese State | Feb. 28, 1977 |
| 13 | David Payne | at UT Pan American | Jan. 18, 1971 |
| 13 | David Payne | at Texas Wesleyan | Dec. 16, 1969 |



SINGLE-GAME INDIVIDUAL PROGRAM RECORDS

BLOCKED SHOTS

| No. | Player | Opponent | Date |
|-------|----------------------------|-------------------------|----------------------|
| 1. 9 | Paul Renfro | Texas Wesleyan | Jan. 18, 1980 |
| 2. 8 | Miles Robertson | Louisiana Tech | Mar. 1, 1979 |
| 3. 7 | Kaodirichi Akobundu-Ehiogu | Louisiana | Jan. 15, 2021 |
| 7 | Johnny Hamilton | at Georgia State | Jan. 25, 2018 |
| 5. 6 | K. Akobundu-Ehiogu | at South Alabama | Feb. 25, 2022 |
| 6 | K. Akobundu-Ehiogu | Lamar | Dec. 11, 2021 |
| 6 | Kaodirichi Akobundu-Ehiogu | at Arkansas State | Jan. 29, 2021 |
| 6 | Johnny Hamilton | Georgia Southern | Feb. 22, 2018 |
| 6 | Brandon Williams | vs Howard Payne | Dec. 20, 2014 |
| 6 | Jordan Reves | at San Jose State | Jan. 28, 2013 |
| 6 | Jordan Reves | vs. Louisiana Tech | Jan. 5, 2013 |
| 6 | Jermaine Griffin | at Western Illinois | Dec. 4, 2006 |
| 6 | Miles Robertson | St. Edward's | Nov. 26, 1977 |
| 6 | Trey Parker | Sam Houston State | Jan. 30, 2008 |
| 15. 5 | Shemar Wilson | at Southern Utah | Feb. 1, 2024 |
| 5 | Shemar Wilson | at Texas Tech | Dec. 21, 2023 |
| 5 | K. Akobundu-Ehiogu | Little Rock | Feb. 17, 2022 |
| 5 | K. Akobundu-Ehiogu | South Alabama | Dec. 30, 2021 |
| 5 | Patrick Mwamba | Louisiana | Feb. 26, 2021 |
| 5 | Kaodirichi Akobundu-Ehiogu | Texas State | Feb. 11, 2021 |
| 5 | Kaodirichi Akobundu-Ehiogu | Louisiana | Jan. 16, 2021 |
| 5 | Kaodirichi Akobundu-Ehiogu | Dallas Christian | Dec. 17, 2020 |
| 5 | Brandon Edwards | ULM | Jan. 9, 2014 |
| 5 | Jermaine Griffin | at Texas State | Feb. 3, 2007 |
| 5 | Jermaine Griffin | UT Tyler | Nov. 11, 2006 |
| 5 | Roy Johnson | at Northwestern State | Feb. 26, 2004 |
| 5 | Jermaine Johnson | at UTSA | Jan. 7, 1999 |
| 5 | Johnny McDowell | McNeese State | Jan. 25, 1992 |
| 5 | Ralph McPherson | Arkansas State | Feb. 16, 1981 |
| 5 | Albert Culton | McNeese State | Feb. 7, 1981 |

STEALS

| No. | Player | Opponent | Date |
|------|-----------------|----------------------|---------------|
| 1. 8 | Bill Washington | McNeese State | Jan. 27, 2000 |
| 8 | Leonard Wilson | Nicholls | Dec. 3, 1990 |
| 3. 7 | Shahada Wells | Little Rock | Jan. 22, 2021 |
| 7 | Bill Washington | Stephen F. Austin | Feb. 11, 1999 |
| 7 | Bill Washington | McMurry | Nov. 24, 1998 |
| 7 | Glover Cody | at North Texas | Feb. 28, 1991 |
| 7 | Rodrick Ford | US International | Feb. 5, 1987 |
| 7 | Rodrick Ford | at Stephen F. Austin | Jan. 16, 1987 |
| 7 | Ronnell Peters | Arkansas State | Feb. 1, 1986 |

TURNOVERS

| No. | Player | Opponent | Date |
|-------|-------------------|---------------------|---------------|
| 1. 12 | Ricky Leggett | at Lamar | Mar. 4, 1978 |
| 2. 11 | Erick Neal | at Georgia Southern | Jan. 27, 2018 |
| 11 | Johnny Hill | at Georgia State | Jan. 15, 2015 |
| 11 | Ronnie Marsh | at Hardin-Simmons | Feb. 2, 1974 |
| 5. 10 | Lonnie McClanahan | at Texas State | Jan. 18, 2014 |
| 10 | Josh Daniel | ULM | Mar. 7, 2003 |
| 10 | Miles Robertson | at Lamar | Feb. 10, 1979 |
| 10 | Ricky Leggett | at Baylor | Dec. 16, 1980 |
| 10 | Greg Stuckey | at Lamar | Feb. 24, 1977 |

MINUTES PLAYED (Since 1973-74)

| No. | Player | Opponent | Date |
|--------|------------------|----------------------|---------------|
| 1. 50 | Jermaine Johnson | at Sam Houston State | Dec. 28, 1998 |
| 2. 49 | David Azore | at Little Rock | Jan. 22, 2022 |
| 49 | Keith Howell | ULM | Mar. 7, 2003 |
| 49 | Donald Harris | at Sam Houston State | Dec. 28, 1998 |
| 5. 47 | Rickey Leggett | McNeese State | Jan. 28, 1980 |
| 47 | Jeffrey Stewart | McNeese State | Jan. 28, 1980 |
| 47 | Miles Robertson | at Pepperdine | Dec. 9, 1977 |
| 47 | Cal Tate | at Pepperdine | Dec. 9, 1977 |
| 9. 46 | Patrick Mwamba | at Little Rock | Jan. 22, 2022 |
| 46 | Rodrick Epps | at TCU | Nov. 18, 2006 |
| 46 | Larry Posey | at TCU | Nov. 18, 2006 |
| 46 | Donald Harris | at Stephen F. Austin | Feb. 6, 1999 |
| 46 | Bill Washington | at Stephen F. Austin | Feb. 6, 1999 |
| 13. 45 | Jarrett Howell | at Sam Houston State | Mar. 7, 2006 |
| 45 | Josh Daniel | ULM | Mar. 7, 2003 |
| 45 | Keith Greene | at Stephen F. Austin | Feb. 6, 1999 |
| 45 | Reggie Brown | Sam Houston State | Feb. 13, 1997 |
| 45 | Doug Gann | vs. UNC Wilmington | Dec. 30, 1989 |
| 45 | Danny Johnson | Texas Southern | Jan. 13, 1983 |
| 45 | Ronny Newton | Louisiana Tech | Feb. 21, 1977 |
| 45 | Greg Stuckey | Louisiana Tech | Feb. 21, 1977 |
| 45 | Jesse Kemp | Louisiana Tech | Feb. 21, 1977 |
| 45 | Darnell Johnson | Louisiana Tech | Feb. 21, 1977 |
| 45 | Jesse Kemp | North Texas | Jan. 12, 1977 |

SINGLE-GAME TEAM PROGRAM RECORDS

POINTS

| Total (Score) | Opponent | Date |
|-----------------------|-----------------------|---------------|
| 1. 154 (154-85) | Huston-Tillotson | Nov. 29, 1990 |
| 2. 149 (149-86) | University of Dallas | Dec. 8, 1990 |
| 3. 138 (138-135, 3OT) | Lamar | Feb. 14, 1967 |
| 4. 130 (130-64) | Huston-Tillotson | Nov. 28, 1991 |
| 5. 126 (126-73) | Texas Wesleyan | Dec. 7, 1981 |
| 6. 124 (124-123, 3OT) | at Sam Houston State | Dec. 28, 1998 |
| 7. 121 (121-61) | Schreiner | Dec. 3, 1992 |
| 8. 118 (118-84) | at Texas State | Feb. 9, 1991 |
| 118 (118-117, 4OT) | Hardin-Simmons | Dec. 11, 1971 |
| 10. 117 (117-53) | Howard Payne | Dec. 22, 2020 |
| 117 (117-115) | Nicholls | Dec. 3, 1990 |
| 12. 116 (116-87) | St. Edward's | Nov. 26, 1977 |
| 13. 115 (115-109) | North Texas | Feb. 25, 1991 |
| 115 (115-100) | Texas Wesleyan | Jan. 2, 1965 |
| 15. 114 (114-78) | Texas Wesleyan | Dec. 17, 1968 |
| 16. 113 (113-81) | vs. San Francisco | Nov. 29, 1991 |
| 113 (113-104) | at Georgia State | Dec. 15, 1990 |
| 113 (113-85) | SE Louisiana | Dec. 1, 1990 |
| 113 (113-109, OT) | at Texas Wesleyan | Jan. 30, 1968 |
| 20. 111 (111-64) | Howard Payne | Nov. 13, 2013 |
| 111 (111-77) | McNeese State | Feb. 7, 1981 |
| 111 (111-92) | Abilene Christian | Jan. 31, 1970 |
| 111 (111-120) | Lamar | Feb. 6, 1968 |
| 24. 110 (110-103) | at Texas State | Feb. 3, 2007 |
| 110 (110-85) | Georgia State | Dec. 7, 1991 |
| 110 (110-92) | Texas Wesleyan | Jan. 8, 1987 |
| 110 (110-116) | at Sam Houston State | Dec. 11, 1967 |
| 110 (110-93) | Texas Wesleyan | Dec. 3, 1964 |
| 29. 109 (109-48) | Dallas Christian | Dec. 17, 2020 |
| 109 (109-96) | Hardin-Simmons | Dec. 11, 1978 |
| 31. 108 (108-71) | Louisiana | Jan. 23, 2017 |
| 108 (108-84) | at Nicholls | Jan. 2, 1991 |
| 108 (108-103) | UT Pan American | Feb. 26, 1968 |
| 108 (108-116) | Angelo State | Dec. 21, 1967 |
| 108 (108-95) | Trinity | Jan. 10, 1966 |
| 36. 107 (107-65) | Texas A&M-Kingsville | Nov. 29, 1982 |
| 37. 106 (106-76) | Tarleton State | Nov. 29, 1986 |
| 106 (106-116) | at Drake | Dec. 22, 1979 |
| 106 (106-72) | Abilene Christian | Feb. 19, 1973 |
| 40. 105 (105-89) | at BYU | Mar. 15, 2017 |
| 105 (105-63) | Austin College | Jan. 30, 2007 |
| 105 (105-91) | Sul Ross State | Dec. 4, 1992 |
| 43. 104 (104-75) | Mary Hardin-Baylor | Nov. 13, 2021 |
| 104 (104-106) | Louisiana | Feb. 27, 1978 |
| 104 (104-100) | vs. Texas Wesleyan | Dec. 28, 1964 |
| 46. 103 (103-61) | Southwestern | Nov. 12, 2022 |
| 103 (103-45) | Hardin-Simmons | Dec. 29, 2001 |
| 103 (103-88) | McNeese State | Feb. 20, 1992 |
| 103 (103-86) | Texas Wesleyan | Jan. 19, 1981 |
| 103 (103-115) | at Louisiana | Feb. 19, 1979 |
| 103 (103-70) | at Tarleton State | Feb. 1, 1966 |
| 103 (103-92) | Lamar | Feb. 27, 1965 |
| 53. 102 (102-72) | Texas Southern | Nov. 14, 2007 |
| 102 (102-108) | Denver | Dec. 12, 1977 |
| 102 (102-104, 2OT) | Texas Southern | Jan. 13, 1983 |
| 102 (102-90) | Texas Wesleyan | Dec. 4, 1965 |
| 102 (102-88) | at Texas Wesleyan | Jan. 25, 1964 |
| 58. 101 (101-85) | vs. Texas Wesleyan | Dec. 22, 2009 |
| 101 (101-123) | at Northwestern State | Feb. 19, 1994 |
| 101 (101-45) | Austin College | Dec. 3, 1991 |
| 101 (101-95) | Texas State | Jan. 12, 1991 |
| 101 (101-105, OT) | North Texas | Jan. 12, 1977 |
| 101 (101-110) | at North Texas | Jan. 14, 1976 |
| 101 (101-82) | UT Pan American | Jan. 21, 1971 |
| 101 (101-110) | Texas Wesleyan | Dec. 13, 1967 |
| 66. 100 (100-59) | Hardin-Simmons | Nov. 15, 2022 |
| 100 (100-97, 2OT) | at UTSA | Jan. 17, 2009 |
| 100 (100-85) | McNeese State | Feb. 18, 1995 |
| 100 (100-97, 2OT) | TAMU-Commerce | Dec. 11, 1993 |
| 100 (100-78) | at Sam Houston State | Feb. 20, 1993 |
| 100 (100-90) | North Texas | Feb. 15, 1992 |
| 100 (100-79) | US International | Feb. 5, 1987 |
| 100 (100-87) | McNeese State | Mar. 3, 1981 |
| 100 (100-74) | Hardin-Simmons | Jan. 12, 1981 |
| 100 (100-85) | McNeese State | Feb. 3, 1979 |
| 100 (100-89) | at Angelo State | Jan. 1, 1970 |
| 100 (100-92) | West Texas A&M | Mar. 1, 1968 |

In A Loss

| | | |
|---------------|-------|--------------|
| 111 (111-120) | Lamar | Feb. 6, 1968 |
|---------------|-------|--------------|

POINTS IN AN OVERTIME GAME

| Total (Score) | Opponent | Date |
|-----------------------|----------------------|---------------|
| 1. 138 (138-135, 3OT) | Lamar | Feb. 14, 1967 |
| 2. 124 (124-123, 3OT) | at Sam Houston State | Dec. 28, 1998 |
| 3. 118 (118-117, 4OT) | Hardin-Simmons | Dec. 11, 1971 |
| 4. 113 (113-109, OT) | at Texas Wesleyan | Jan. 30, 1968 |
| 5. 102 (102-104, 2OT) | Texas Southern | Jan. 13, 1983 |
| 6. 101 (101-105, OT) | North Texas | Jan. 12, 1977 |
| 7. 100 (100-97, 2OT) | at UTSA | Jan. 17, 2009 |
| 100 (100-97, 2OT) | Texas A&M Commerce | Dec. 11, 1993 |

POINTS AT HOME

| Total (Score) | Opponent | Date |
|-----------------------|----------------------|---------------|
| 1. 154 (154-85) | Huston-Tillotson | Nov. 29, 1990 |
| 2. 149 (149-86) | University of Dallas | Dec. 8, 1990 |
| 3. 138 (138-135, 3OT) | Lamar | Feb. 14, 1967 |
| 4. 130 (130-64) | Huston-Tillotson | Nov. 28, 1991 |
| 5. 126 (126-73) | Texas Wesleyan | Dec. 7, 1981 |
| 6. 121 (121-61) | Schreiner | Dec. 3, 1992 |
| 7. 118 (118-117, 4OT) | Hardin-Simmons | Dec. 11, 1971 |
| 8. 117 (117-53) | Howard Payne | Dec. 22, 2020 |
| 117 (117-115) | Nicholls | Dec. 3, 1990 |
| 10. 116 (116-87) | St. Edward's | Nov. 26, 1977 |
| 11. 115 (115-100) | Texas Wesleyan | Jan. 2, 1965 |

In Conference Play

| | | |
|---------------|----------|--------------|
| 117 (117-115) | Nicholls | Dec. 3, 1990 |
|---------------|----------|--------------|

vs. Non-Conference Opponent

| | | |
|--------------|------------------|---------------|
| 154 (154-85) | Huston-Tillotson | Nov. 29, 1990 |
|--------------|------------------|---------------|

POINTS ON THE ROAD

| Total (Score) | Opponent | Date |
|-----------------------|----------------------|---------------|
| 1. 124 (124-123, 3OT) | at Sam Houston State | Dec. 28, 1998 |
| 2. 118 (118-84) | at Texas State | Feb. 9, 1991 |
| 3. 113 (113-104) | at Georgia State | Dec. 15, 1990 |
| 113 (113-109, OT) | at Texas Wesleyan | Jan. 30, 1968 |
| 5. 110 (110-103) | at Texas State | Feb. 3, 2007 |
| 110 (110-116) | at Sam Houston State | Dec. 11, 1967 |
| 7. 108 (108-84) | at Nicholls | Jan. 2, 1991 |
| 8. 106 (106-116) | at Drake | Dec. 22, 1979 |
| 9. 103 (103-72) | at SE Louisiana | Jan. 4, 1991 |
| 103 (103-115) | at Louisiana | Feb. 19, 1979 |
| 103 (103-70) | at Tarleton State | Feb. 1, 1966 |

POINTS AT A NEUTRAL SITE

| Total (Score) | Opponent | Date |
|------------------|--------------------|---------------|
| 1. 113 (113-81) | vs. San Francisco | Nov. 29, 1991 |
| 2. 104 (104-100) | vs. Texas Wesleyan | Dec. 28, 1964 |

LARGEST COMBINED SCORE

| Total (Score) | Opponent | Date |
|-----------------------|-----------------------|---------------|
| 1. 273 (138-135, 3OT) | Lamar | Feb. 14, 1967 |
| 2. 247 (124-123, 3OT) | at Sam Houston State | Dec. 28, 1998 |
| 3. 239 (154-85) | Huston-Tillotson | Nov. 29, 1990 |
| 4. 235 (149-86) | University of Dallas | Dec. 8, 1990 |
| 235 (99-136) | at New Mexico | Nov. 23, 1990 |
| 235 (118-117, 4OT) | Hardin-Simmons | Dec. 11, 1971 |
| 7. 232 (117-115) | Nicholls | Dec. 3, 1990 |
| 8. 231 (111-120) | Lamar | Feb. 6, 1968 |
| 9. 226 (110-116) | at Sam Houston State | Dec. 11, 1967 |
| 10. 224 (101-123) | at Northwestern State | Feb. 19, 1994 |
| 224 (115-109) | North Texas | Feb. 25, 1991 |
| 224 (108-116) | Angelo State | Dec. 21, 1967 |

POINTS IN A HALF

| Total (Half) | Opponent | Date |
|--------------|----------------------|---------------|
| 1. 90 (2nd) | Huston-Tillotson | Nov. 29, 1990 |
| 2. 78 (1st) | University of Dallas | Dec. 8, 1990 |
| 3. 72 (2nd) | at Texas State | Feb. 9, 1991 |
| 4. 71 (2nd) | University of Dallas | Dec. 8, 1990 |
| 5. 70 (2nd) | at SE Louisiana | Jan. 4, 1991 |
| 6. 69 (2nd) | Nicholls | Jan. 24, 1998 |
| 69 (2nd) | at Georgia State | Dec. 15, 1990 |
| 69 (1st) | Austin College | Dec. 13, 1966 |
| 9. 68 (2nd) | Louisiana | Jan. 23, 2017 |
| 68 (2nd) | at Nicholls | Jan. 2, 1991 |
| 11. 67 (1st) | Howard Payne | Dec. 22, 2020 |
| 67 (2nd) | Texas Wesleyan | Dec. 7, 1981 |



SINGLE-GAME TEAM PROGRAM RECORDS

FIELD GOALS MADE

| Total | Opponent | Date |
|--------|----------------------|---------------|
| 1. 60 | Huston-Tillotson | Nov. 29, 1990 |
| 2. 57 | Lamar | Feb. 14, 1967 |
| 3. 53 | University of Dallas | Dec. 8, 1990 |
| 53 | Texas Wesleyan | Dec. 7, 1981 |
| 5. 50 | Huston-Tillotson | Nov. 26, 1991 |
| 6. 47 | St. Edward's | Nov. 26, 1977 |
| 47 | at Texas Wesleyan | Jan. 30, 1968 |
| 8. 46 | Howard Payne | Dec. 22, 2020 |
| 9. 45 | Schreiner | Dec. 3, 1992 |
| 45 | Abilene Christian | Jan. 31, 1970 |
| 11. 44 | Nicholls | Dec. 3, 1990 |
| 44 | Tarleton State | Nov. 29, 1986 |
| 44 | North Texas | Jan. 12, 1977 |
| 44 | UT Pan American | Jan. 21, 1971 |
| 44 | Texas Wesleyan | Dec. 17, 1968 |

FIELD GOALS ATTEMPTED

| Total | Opponent | Date |
|--------|----------------------|---------------|
| 1. 122 | Huston-Tillotson | Nov. 29, 1990 |
| 2. 105 | at New Mexico | Nov. 23, 1990 |
| 3. 102 | University of Dallas | Dec. 8, 1990 |
| 102 | Nicholls | Dec. 3, 1990 |
| 5. 101 | Hardin-Simmons | Dec. 11, 1971 |
| 6. 100 | South Dakota State | Dec. 6, 1971 |
| 7. 98 | North Texas | Jan. 12, 1977 |
| 8. 97 | Lamar | Feb. 14, 1967 |
| 9. 95 | Texas Wesleyan | Dec. 4, 1965 |
| 10. 94 | at Denver | Jan. 8, 1975 |
| 94 | Texas Wesleyan | Dec. 3, 1964 |

FIELD GOAL PERCENTAGE (Min. 30 Made)

| Pct. (FG-A) | Opponent | Date |
|-----------------|--------------------|---------------|
| 1. .723 (34-47) | UT Tyler | Dec. 22, 2004 |
| 2. 680 (53-78) | Texas Wesleyan | Dec. 7, 1981 |
| 3. 667 (34-51) | Central Arkansas | Feb. 7, 2011 |
| 667 (32-48) | vs. Valparaiso | Jan. 10, 1981 |
| 5. 660 (40-62) | at Texas Wesleyan | Jan. 2, 1965 |
| 6. 653 (32-49) | at ULM | Feb. 1, 2003 |
| 7. 642 (43-67) | Mary Hardin-Baylor | Nov. 13, 2021 |
| 642 (33-53) | vs. Georgia State | Dec. 22, 1984 |
| 9. 639 (39-61) | vs. Schreiner | Nov. 26, 2007 |
| 10. 635 (33-52) | at UTSA | Feb. 19, 1996 |
| 11. 630 (42-67) | Oklahoma State | Jan. 14, 1984 |
| 630 (36-57) | Oral Roberts | Jan. 23, 1982 |

3-POINTERS MADE

| Total | Opponent | Date |
|-------|-----------------------|---------------|
| 1. 17 | UT Tyler | Nov. 11, 2023 |
| 17 | Bradley | Dec. 8, 2015 |
| 3. 16 | Howard Payne | Dec. 22, 2020 |
| 16 | Texas State | Jan. 12, 1991 |
| 5. 15 | UT Rio Grande Valley | Jan. 18, 2024 |
| 15 | UT Dallas | Nov. 5, 2019 |
| 15 | at South Alabama | Feb. 28, 2019 |
| 15 | at Arkansas State | Jan. 13, 2018 |
| 15 | Coastal Carolina | Dec. 31, 2016 |
| 15 | at Northwestern State | Jan. 6, 2000 |
| 15 | at TCU | Dec. 19, 1999 |
| 15 | UTSA | Jan. 2, 1992 |
| 15 | at Northwestern State | Feb. 14, 1991 |
| 15 | Huston-Tillotson | Nov. 29, 1990 |

3-POINTERS ATTEMPTED

| Total | Opponent | Date |
|--------|-----------------------|---------------|
| 1. 43 | UT Tyler | Nov. 11, 2023 |
| 2. 42 | Howard Payne | Dec. 22, 2020 |
| 42 | at South Alabama | Jan. 16, 2016 |
| 4. 40 | at Northwestern State | Feb. 1, 1992 |
| 5. 39 | McNeese State | Jan. 27, 2000 |
| 39 | at ULM | Jan. 8, 2000 |
| 39 | Nicholls | Dec. 3, 1990 |
| 8. 38 | Alcorn State | Nov. 22, 2023 |
| 38 | Dallas Christian | Dec. 17, 2020 |
| 38 | Little Rock | Jan. 23, 2016 |
| 38 | Coastal Carolina | Dec. 31, 2016 |
| 38 | at Texas Southern | Dec. 20, 2006 |
| 13. 37 | UT Dallas | Nov. 5, 2019 |
| 37 | at North Texas | Nov. 30, 2010 |

3-POINT PERCENTAGE (Min. 10 Made)

| Pct. (FG-A) | Opponent | Date |
|-----------------|---------------------|---------------|
| 1. .706 (12-17) | McNeese State | Feb. 18, 1995 |
| 2. .700 (14-20) | at SE Louisiana | Jan. 4, 1991 |
| 3. 625 (10-16) | Appalachian State | Feb. 1, 2018 |
| 4. 619 (13-21) | Houston Baptist | Nov. 22, 2014 |
| 5. 577 (15-26) | at South Alabama | Feb. 28, 2019 |
| 6. 556 (15-27) | at Arkansas State | Jan. 13, 2018 |
| 7. 545 (12-22) | Abilene Christian | Nov. 29, 2023 |
| 545 (12-22) | at Troy | Mar. 2, 2019 |
| 545 (12-22) | at Georgia Southern | Feb. 20, 2017 |

FREE THROWS MADE

| Total | Opponent | Date |
|-------|-------------------|---------------|
| 1. 42 | Schreiner | Dec. 3, 1992 |
| 2. 41 | Sam Houston State | Dec. 9, 1968 |
| 3. 38 | San Diego | Dec. 4, 2004 |
| 4. 36 | McNeese State | Feb. 3, 1979 |
| 36 | Missouri-Rolla | Dec. 18, 1968 |
| 6. 35 | Texas Lutheran | Nov. 12, 2010 |
| 35 | at Texas State | Feb. 3, 2007 |
| 35 | at Georgia State | Dec. 15, 1990 |
| 35 | West Texas A&M | Jan. 2, 1969 |
| 35 | at Texas Wesleyan | Jan. 2, 1965 |

FREE THROW ATTEMPTS

| Total | Opponent | Date |
|-------|-------------------|---------------|
| 1. 60 | Sam Houston State | Dec. 9, 1968 |
| 2. 54 | McNeese State | Feb. 23, 1981 |
| 3. 52 | North Texas | Feb. 25, 1991 |
| 4. 49 | Hardin-Simmons | Dec. 11, 1971 |
| 5. 48 | Southwestern | Nov. 12, 2022 |
| 48 | North Texas | Jan. 12, 1980 |
| 48 | Missouri-Rolla | Dec. 18, 1968 |
| 8. 47 | San Diego | Dec. 4, 2004 |
| 9. 46 | Texas Lutheran | Nov. 12, 2010 |
| 46 | at Texas State | Jan. 30, 2010 |
| 46 | at Arkansas | Nov. 22, 1999 |
| 46 | UTSA | Dec. 4, 1989 |
| 46 | West Texas A&M | Jan. 2, 1969 |

FREE THROW PERCENTAGE (Min. 20 Made)

| Pct. (FT-A) | Opponent | Date |
|-----------------|-----------------------|---------------|
| 1. .964 (27-28) | at Houston | Feb. 22, 1968 |
| 2. .960 (24-25) | UT Rio Grande Valley | Jan. 18, 2024 |
| 3. .952 (20-21) | at Northwestern State | Mar. 8, 2005 |
| 4. 917 (33-36) | at Louisiana | Feb. 19, 1979 |
| 5. .893 (25-28) | Tarleton State | Feb. 15, 2024 |
| 6. 875 (21-24) | at South Alabama | Jan. 16, 2016 |
| 7. 872 (34-39) | Little Rock | Jan. 19, 2019 |
| 8. 862 (25-29) | Texas State | Mar. 1, 2016 |
| 9. 857 (24-28) | Louisiana | Jan. 15, 2021 |
| 857 (24-28) | UC Davis | Nov. 18, 2018 |
| 11. 852 (23-27) | Dallas Christian | Dec. 17, 2020 |

REBOUNDS

| Total | Opponent | Date |
|--------|--------------------|---------------|
| 1. 80 | Huston-Tillotson | Nov. 29, 1990 |
| 2. 72 | Hardin-Simmons | Dec. 11, 1971 |
| 3. 67 | at West Texas A&M | Feb. 2, 1970 |
| 67 | Lamar | Feb. 14, 1967 |
| 67 | at Trinity | Feb. 23, 1965 |
| 6. 66 | Nicholls | Dec. 3, 1990 |
| 7. 65 | Jarvis Christian | Dec. 2, 1996 |
| 8. 64 | Schreiner | Dec. 3, 1992 |
| 64 | US International | Feb. 5, 1987 |
| 64 | vs. Austin College | Dec. 30, 1964 |
| 11. 63 | Howard Payne | Nov. 28, 2022 |

OFFENSIVE REBOUNDS

| Total | Opponent | Date |
|-------|----------------------|---------------|
| 1. 39 | Nicholls | Dec. 3, 1990 |
| 39 | Huston-Tillotson | Nov. 29, 1990 |
| 3. 30 | University of Dallas | Dec. 8, 1990 |
| 4. 29 | Jarvis Christian | Dec. 2, 1996 |
| 5. 27 | Schreiner | Dec. 3, 1992 |
| 6. 26 | UNT Dallas | Dec. 6, 2023 |
| 26 | at UTSA | Dec. 28, 1994 |
| 26 | Concordia-Lutheran | Dec. 1, 1992 |
| 26 | Morehead State | Jan. 3, 1989 |
| 26 | at US International | Feb. 21, 1987 |
| 26 | US International | Feb. 5, 1987 |

DEFENSIVE REBOUNDS

| Total | Opponent | Date |
|-------|--------------------|---------------|
| 1. 42 | Howard Payne | Nov. 28, 2022 |
| 42 | at Nicholls | Dec. 22, 2001 |
| 3. 41 | Huston-Tillotson | Nov. 29, 1990 |
| 4. 40 | Howard Payne | Dec. 22, 2020 |
| 5. 39 | Hardin-Simmons | Nov. 15, 2022 |
| 39 | Troy | Mar. 5, 2016 |
| 7. 38 | at Texas State | Feb. 2, 2019 |
| 38 | Lamar | Jan. 29, 2001 |
| 38 | at CSU Bakersfield | Nov. 9, 2012 |
| 38 | US International | Feb. 5, 1987 |

REBOUND MARGIN

| Margin | Opponent | Date |
|----------------|--------------------|---------------|
| 1. +36 (63-27) | Howard Payne | Nov. 28, 2022 |
| +36 (64-28) | Schreiner | Dec. 3, 1992 |
| +36 (80-44) | Huston-Tillotson | Nov. 29, 1990 |
| 4. +35 (59-24) | Sul Ross State | Dec. 21, 2015 |
| +35 (59-24) | Northwestern State | Feb. 27, 1992 |
| 6. +34 (65-31) | Jarvis Christian | Dec. 2, 1996 |
| 7. +32 (54-22) | at Nicholls | Dec. 22, 2001 |
| 8. +30 (61-31) | Howard Payne | Dec. 22, 2020 |
| +30 (53-23) | Hardin-Simmons | Dec. 11, 2020 |
| +29 (55-26) | Dallas Christian | Dec. 17, 2020 |

SINGLE-GAME TEAM PROGRAM RECORDS

PERSONAL FOULS

| Total | Opponent | Date |
|-------|----------------------|---------------|
| 1. 42 | Hardin-Simmons | Dec. 11, 1971 |
| 2. 40 | at Arkansas State | Jan. 26, 1980 |
| 3. 39 | at North Texas | Feb. 10, 1983 |
| 4. 37 | McNeese State | Feb. 23, 1981 |
| 5. 36 | North Texas | Nov. 18, 2009 |
| 36 | at Sam Houston State | Dec. 28, 1998 |
| 7. 35 | at Arkansas | Nov. 23, 2018 |
| 35 | Arkansas State | Feb. 27, 2016 |
| 35 | at Sam Houston State | Feb. 22, 2007 |
| 35 | at Louisiana Tech | Jan. 27, 1979 |
| 35 | at Denver | Jan. 10, 1976 |
| 35 | at US International | Feb. 21, 1967 |

ASSISTS

| Total | Opponent | Date |
|-------|------------------------|---------------|
| 1. 34 | Georgia State | Dec. 7, 1991 |
| 2. 33 | Huston-Tillotson | Nov. 26, 1991 |
| 3. 32 | Lamar | Feb. 18, 1980 |
| 4. 31 | Howard Payne | Dec. 22, 2020 |
| 31 | Texas Wesleyan | Dec. 7, 1981 |
| 6. 30 | at Sam Houston State | Feb. 20, 1993 |
| 30 | Nicholls | Feb. 11, 1993 |
| 30 | Lamar | Feb. 24, 1979 |
| 9. 29 | at Northwestern State | Feb. 14, 1991 |
| 29 | vs. Northwestern State | Mar. 8, 1988 |
| 29 | North Texas | Feb. 7, 1987 |
| 29 | Denver | Dec. 12, 1977 |

TURNOVERS

| Total | Opponent | Date |
|-------|---------------------|---------------|
| 1. 38 | at New Mexico State | Nov. 28, 1975 |
| 2. 36 | at Houston Baptist | Jan. 9, 1978 |
| 36 | at Lamar | Feb. 24, 1977 |
| 4. 34 | UC San Diego | Jan. 4, 1978 |
| 34 | at Pepperdine | Dec. 9, 1977 |
| 6. 33 | at Nebraska | Dec. 21, 1992 |
| 33 | at Lamar | Feb. 10, 1979 |
| 8. 32 | at Nicholls | Jan. 6, 1994 |
| 32 | at Hardin-Simmons | Feb. 2, 1974 |

BLOCKS

| Total | Opponent | Date |
|-------|----------------|---------------|
| 1. 12 | Louisiana | Jan. 15, 2021 |
| 2. 10 | Howard Payne | Dec. 20, 2014 |
| 10 | Hardin-Simmons | Dec. 29, 2001 |
| 10 | St. Edward's | Jan. 26, 1987 |
| 5. 9 | Howard Payne | Nov. 28, 2022 |

STEALS

| Total | Opponent | Date |
|-------|----------------------|---------------|
| 1. 22 | University of Dallas | Dec. 8, 1990 |
| 2. 21 | Huston-Tillotson | Nov. 26, 1991 |
| 3. 19 | Southwestern | Nov. 12, 2022 |
| 19 | St. Edward's | Dec. 4, 1978 |
| 19 | Houston Baptist | Dec. 13, 2012 |
| 6. 18 | Howard Payne | Nov. 13, 2013 |
| 18 | at UTSA | Feb. 6, 1986 |
| 8. 17 | Sul Ross State | Dec. 21, 2015 |
| 17 | Houston Baptist | Jan. 25, 2010 |
| 17 | SE Louisiana | Jan. 3, 1987 |
| 17 | at Arkansas State | Jan. 26, 1981 |
| 17 | Westmont | Dec. 1, 1980 |

LARGEST MARGIN OF VICTORY

| Total | Opponent | Date |
|-----------------|----------------------|---------------|
| 1. 69 (154-85) | Huston-Tillotson | Nov. 29, 1990 |
| 2. 66 (130-64) | Huston-Tillotson | Nov. 28, 1991 |
| 3. 64 (117-53) | Howard Payne | Dec. 22, 2020 |
| 4. 63 (149-86) | University of Dallas | Dec. 8, 1990 |
| 5. 61 (109-48) | Dallas Christian | Dec. 17, 2020 |
| 6. 60 (121-61) | Schreiner | Dec. 3, 1992 |
| 7. 58 (99-41) | Howard Payne | Nov. 28, 2022 |
| 58 (103-45) | Hardin-Simmons | Dec. 29, 2001 |
| 9. 56 (101-45) | Austin College | Dec. 3, 1991 |
| 10. 53 (126-73) | Texas Wesleyan | Dec. 7, 1981 |

FEWEST POINTS ALLOWED

| Total | Opponent | Date |
|----------------------|----------------------|---------------------|
| 1. 36 (31-36) | at SMU | Dec. 16, 1989 |
| 2. 37 (74-37) | UNT Dallas | Dec. 6, 2023 |
| 3. 40 (66-40) | Sam Houston State | Jan. 11, 2012 |
| 40 (73-40) | Grambling | Nov. 25, 2015 |
| 40 (98-40) | Sul Ross | Dec. 21, 2015 |
| 6. 41 (99-41) | Howard Payne | Nov. 28, 2022 |
| 41 (42-41) | SE Louisiana | Nov. 30, 1983 |
| 8. 42 (43-42) | vs. Oklahoma Baptist | Dec. 29, 1961 |
| 9. 44 (51-44) | at UT Pan American | Dec. 19, 1996 |
| 10. 45 (88-45) | Texas Lutheran | Nov. 12, 2010 |
| 45 (103-45) | Hardin-Simmons | Dec. 29, 2001 |
| 45 (101-45) | Austin College | Dec. 3, 1991 |

PLAYERS IN DOUBLE-FIGURE POINTS

| Total | Opponent | Date |
|-----------|--------------------------|---------------|
| 1. 8 | Howard Payne | Dec. 22, 2020 |
| 8 | Texas Wesleyan | Dec. 7, 1981 |
| 3. 7 | Austin College | Jan. 30, 2007 |
| 7 | at Sam Houston State | Dec. 28, 1998 |
| 7 | Wayland Baptist | Dec. 1, 1971 |
| 6. 6, 26x | Last: Mary Hardin-Baylor | Nov. 13, 2021 |

PLAYERS WITH DOUBLE-FIGURE REBOUNDS

| Total | Opponent | Date |
|------------|---------------------|---------------|
| 1. 4 | Huston-Tillotson | Nov. 29, 1990 |
| 4 | at West Texas A&M | Feb. 2, 1970 |
| 3. 3 | Oral Roberts | Nov. 6, 2023 |
| 3 | Arkansas State | Jan. 21, 2016 |
| 3 | at Texas Wesleyan | Dec. 11, 1980 |
| 3 | Adams State | Dec. 19, 1974 |
| 3 | Lamar | Feb. 26, 1972 |
| 3 | Arkansas State | March 2, 1970 |
| 3 | Lamar | Feb. 14, 1967 |
| 3 | at Trinity | Feb. 23, 1965 |
| 3 | Texas Wesleyan | Dec. 3, 1964 |
| 12. 2, 83x | Last: at New Mexico | Nov. 16, 2023 |

PLAYERS WITH 20+ POINTS

| Total | Opponent | Date |
|-------|----------------------|---------------|
| 1. 5 | Huston-Tillotson | Nov. 29, 1990 |
| 2. 4 | North Texas | Feb. 25, 1991 |
| 4 | University of Dallas | Dec. 8, 1990 |
| 4. 3 | at Sam Houston State | Jan. 28, 1998 |
| 3 | at Sam Houston State | Feb. 20, 1993 |
| 3 | North Texas | Feb. 15, 1992 |
| 3 | at Sam Houston State | Jan. 9, 1992 |
| 3 | Nicholls | Dec. 3, 1990 |
| 3 | SE Louisiana | Dec. 1, 1990 |
| 3 | at ULM | Mar. 4, 1989 |
| 3 | Oklahoma State | Jan. 14, 1984 |
| 3 | vs. Northeastern | Jan. 9, 1981 |
| 3 | at Centenary | Jan. 5, 1981 |
| 3 | McNeese State | Jan. 28, 1980 |
| 3 | Texas A&M Kingsville | Feb. 7, 1976 |
| 3 | Lamar | Feb. 14, 1967 |



SINGLE-GAME TEAM PROGRAM RECORDS

FEWEST POINTS

| Total (Score) | Opponent | Date |
|----------------|----------------------|---------------|
| 1. 31 (31-36) | at SMU | Dec. 16, 1989 |
| 2. 35 (35-50) | Denver | Dec. 31, 2012 |
| 3. 36 (36-64) | at North Texas | Nov. 18, 2021 |
| 4. 38 (38-59) | vs. Drexel | Nov. 21, 2022 |
| 5. 41 (41-57) | at SE Louisiana | Jan. 8, 2005 |
| 6. 42 (42-41) | SE Louisiana | Nov. 30, 1983 |
| 7. 43 (43-62) | Nevada | Nov. 18, 2022 |
| 43 (43-51) | ULM | Feb. 27, 1997 |
| 43 (43-64) | East Texas Baptist | Dec. 6, 1962 |
| 43 (43-42) | vs. Oklahoma Baptist | Dec. 29, 1961 |
| 11. 44 (44-92) | at Kentucky | Nov. 25, 2014 |
| 44 (44-71) | at Stephen F. Austin | Jan. 24, 2004 |
| 44 (44-61) | Seattle | Jan. 17, 2013 |
| 44 (44-69) | at Oklahoma State | Dec. 19, 2013 |
| 15. 45 (45-88) | at Oklahoma State | Nov. 9, 2021 |
| 45 (45-65) | at Missouri | Dec. 4, 2018 |
| 45 (45-76) | at Texas | Nov. 7, 2002 |
| 45 (45-66) | at Texas State | Jan. 9, 1998 |

In a Win

42 (42-41)

In Conference Play

35 (35-50)

vs. Non-Conference Opponent

31 (31-36)

SE Louisiana

Nov. 30, 1983

Denver (Western Athletic Conference)

Dec. 31, 2012

at SMU

Dec. 16, 1989

FEWEST POINTS AT HOME

| Total (Score) | Opponent | Date |
|----------------|--------------------|---------------|
| 1. 35 (35-50) | Denver | Dec. 31, 2012 |
| 2. 42 (42-41) | SE Louisiana | Nov. 30, 1983 |
| 3. 43 (43-62) | Nevada | Nov. 18, 2022 |
| 43 (43-51) | ULM | Feb. 27, 1997 |
| 43 (43-64) | East Texas Baptist | Dec. 6, 1962 |
| 6. 44 (44-61) | Seattle | Jan. 17, 2013 |
| 7. 46 (46-64) | Boise State | Jan. 2, 2013 |
| 46 (46-64) | Oklahoma Baptist | Dec. 5, 1961 |
| 9. 47 (47-55) | UT Pan American | Dec. 21, 1959 |
| 10. 48 (48-52) | ULM | Feb. 29, 1992 |
| 48 (48-49) | McNeese State | Feb. 12, 1983 |

FEWEST POINTS ON THE ROAD

| Total (Score) | Opponent | Date |
|----------------|-------------------|---------------|
| 1. 31 (31-36) | SMU | Dec. 16, 1989 |
| 2. 36 (36-64) | North Texas | Nov. 18, 2021 |
| 3. 41 (41-57) | SE Louisiana | Jan. 8, 2005 |
| 4. 44 (44-69) | Oklahoma State | Dec. 19, 2012 |
| 44 (44-71) | Stephen F. Austin | Jan. 24, 2004 |
| 6. 45 (45-88) | at Oklahoma State | Nov. 9, 2021 |
| 45 (45-65) | Missouri | Dec. 4, 2018 |
| 45 (45-76) | Texas | Nov. 7, 2002 |
| 45 (45-66) | Texas State | Jan. 9, 1998 |
| 10. 47 (47-67) | #14 Oregon | Nov. 17, 2019 |
| 11. 48 (48-80) | at Grand Canyon | Jan. 12, 2023 |
| 48 (48-66) | Nicholls | Jan. 8, 2011 |
| 13. 49 (49-76) | SE Missouri State | Jan. 7, 1985 |
| 49 (49-81) | Memphis | Dec. 4, 1968 |
| 15. 50 (50-70) | at Oklahoma | Dec. 19, 2021 |
| 50 (50-57) | Appalachian State | Feb. 6, 2020 |
| 50 (50-47) | Texas State | Feb. 27, 2003 |
| 50 (50-106) | Creighton | Nov. 17, 2002 |
| 50 (50-70) | Hardin-Simmons | Jan. 9, 1975 |
| 50 (50-65) | ULM | Mar. 6, 1990 |
| 50 (50-64) | Sam Houston State | Dec. 11, 1959 |

FEWEST POINTS AT A NEUTRAL SITE

| Total (Score) | Opponent | Date |
|---------------|------------------|---------------|
| 1. 38 (38-59) | vs. Drexel | Nov. 21, 2022 |
| 2. 43 (43-42) | Oklahoma Baptist | Dec. 29, 1961 |
| 3. 49 (49-61) | UNC Greensboro | Nov. 15, 2005 |
| 49 (49-68) | Trinity | Dec. 29, 1960 |
| 5. 50 (50-81) | McNeese State | March 5, 1997 |

SMALLEST COMBINED SCORE

| Total (Score) | Opponent | Date |
|-----------------|----------------------|---------------|
| 1. 67 (31-36) | at SMU | Dec. 16, 1989 |
| 2. 83 (42-41) | SE Louisiana | Nov. 30, 1983 |
| 3. 85 (35-50) | Denver | Dec. 31, 2012 |
| 85 (43-42) | vs. Oklahoma Baptist | Dec. 29, 1961 |
| 5. 94 (43-51) | ULM | Feb. 27, 1997 |
| 6. 95 (51-44) | UT Pan American | Dec. 19, 1996 |
| 7. 97 (38-59) | vs. Drexel | Nov. 21, 2022 |
| 8. 97 (48-49) | McNeese State | Feb. 12, 1983 |
| 97 (50-47) | at Texas State | Feb. 27, 2003 |
| 10. 98 (51-47) | vs. Alabama State | Dec. 22, 1995 |
| 98 (41-57) | at SE Louisiana | Jan. 8, 2005 |
| 98 (52-46) | at McNeese State | Feb. 10, 2007 |
| 13. 100 (36-64) | at North Texas | Nov. 18, 2021 |
| 100 (48-52) | ULM | Feb. 29, 1992 |
| 15. 102 (47-55) | UT Pan American | Dec. 21, 1959 |
| 16. 103 (56-47) | Lamar | Dec. 11, 2021 |

FEWEST POINTS IN A HALF

| Total (Half) | Opponent | Date |
|--------------|-----------------------|---------------|
| 1. 8 (2nd) | at SMU | Dec. 16, 1989 |
| 2. 12 (1st) | at North Texas | Nov. 18, 2021 |
| 12 (1st) | at Kentucky | Nov. 25, 2014 |
| 4. 13 (2nd) | vs. Drexel | Nov. 21, 2022 |
| 5. 14 (1st) | at Oklahoma State | Nov. 9, 2021 |
| 14 (1st) | Little Rock | Jan. 23, 2016 |
| 7. 15 (1st) | at Toledo | Dec. 29, 1989 |
| 8. 16 (1st) | at Tarleton | Dec. 29, 2022 |
| 9. 17 (1st) | Denver | Dec. 31, 2012 |
| 17 (1st) | at Oklahoma State | Dec. 17, 2012 |
| 17 (1st) | at Nicholls | Jan. 8, 2011 |
| 17 (1st) | at Stephen F. Austin | Jan. 27, 2007 |
| 17 (1st) | at New Mexico | Dec. 29, 2005 |
| 17 (1st) | vs. UNC Greensboro | Nov. 15, 2005 |
| 17 (1st) | at ULM | Jan. 23, 1997 |
| 17 (1st) | at Texas A&M Commerce | Dec. 10, 1962 |
| 17. 18 (2nd) | at Grand Canyon | Jan. 12, 2023 |
| 18 (1st) | Nevada | Nov. 18, 2022 |
| 18 (1st) | at Oklahoma | Dec. 19, 2021 |
| 18 (1st) | Boise State | Jan. 2, 2013 |
| 18 (2nd) | Denver | Dec. 31, 2012 |
| 18 (1st) | New Mexico | Jan. 3, 2005 |
| 18 (1st) | at SE Louisiana | Nov. 30, 1983 |

FEWEST FIELD GOALS MADE

| Total | Opponent | Date |
|-------|----------------------|---------------|
| 1. 10 | Nevada | Nov. 18, 2022 |
| 2. 12 | at North Texas | Nov. 18, 2021 |
| 12 | at SMU | Dec. 16, 1989 |
| 4. 13 | at SE Louisiana | Jan. 8, 2005 |
| 13 | at Stephen F. Austin | Jan. 24, 2004 |
| 13 | Denver | Dec. 31, 2012 |
| 7. 14 | vs. UNC Greensboro | Nov. 15, 2005 |
| 14 | at Memphis | Dec. 4, 1968 |
| 9. 15 | at North Texas | Dec. 23, 2023 |
| 15 | vs. Drexel | Nov. 21, 2022 |
| 15 | at #14 Oregon | Nov. 17, 2019 |
| 15 | at Stephen F. Austin | Feb. 24, 2005 |
| 15 | at TCU | Nov. 22, 2003 |
| 15 | Arkansas State | Jan. 6, 1968 |

FEWEST FIELD GOALS ATTEMPTED

| Total | Opponent | Date |
|-------|--------------------|---------------|
| 1. 29 | at Nicholls | Jan. 8, 2011 |
| 2. 31 | Arkansas State | Jan. 6, 1968 |
| 3. 33 | Midwestern State | Dec. 20, 1967 |
| 4. 35 | at Houston Baptist | Jan. 18, 1982 |

LOWEST FIELD GOAL % (Min. 50 Attempts)

| Pct. (FG-A) | Opponent | Date |
|------------------|--------------------|---------------|
| 1. .179 (10-56) | Nevada | Nov. 18, 2022 |
| 2. .234 (15-64) | at #14 Oregon | Nov. 17, 2019 |
| 3. .235 (12-51) | at Texas State | Jan. 9, 1999 |
| 4. .254 (15-59) | vs. Drexel | Nov. 21, 2022 |
| 5. .255 (14-55) | vs. UNC Greensboro | Nov. 15, 2005 |
| 6. .257 (18-70) | Montana | Dec. 28, 1996 |
| 7. .258 (16-62) | Seattle | Jan. 17, 2013 |
| 8. .265 (18-68) | Louisiana | Jan. 16, 2021 |
| 9. .268 (19-71) | at Gonzaga | Dec. 18, 2018 |
| 10. .270 (17-63) | at Kentucky | Nov. 25, 2014 |
| 11. .274 (17-62) | Sam Houston State | Jan. 11, 1990 |
| 12. .279 (17-61) | vs. McNeese State | Mar. 5, 1997 |

FEWEST FREE THROWS MADE

| Total | Opponent | Date |
|-----------|----------------------|---------------|
| 1. 0 | at Hardin-Simmons | Jan. 9, 1975 |
| 2. 1 | at Oklahoma State | Dec. 19, 2012 |
| 1 | at Centenary | Feb. 5, 1973 |
| 1 | vs. Georgia Southern | Dec. 29, 1972 |
| 5. 2, 12x | Last: vs. Harvard | Dec. 28, 1998 |

FEWEST FREE THROW ATTEMPTS

| Total | Opponent | Date |
|----------|----------------------|---------------|
| 1. 1 | at Hardin-Simmons | Jan. 9, 1975 |
| 2. 2 | McNeese State | Feb. 28, 1977 |
| 2 | at Centenary | Feb. 5, 1973 |
| 4. 4, 9x | Last: at Stony Brook | Dec. 23, 2000 |

LOWEST FREE THROW % (Min. 10 Attempts)

| Pct. (FT-A) | Opponent | Date |
|----------------|--------------------|---------------|
| 1. .182 (2-11) | vs. Alabama State | Dec. 22, 1995 |
| 2. .285 (4-14) | at Lamar | Mar. 5, 1985 |
| 3. .300 (3-10) | at Oklahoma State | Nov. 9, 2021 |
| 4. .357 (5-14) | ULM | Jan. 16, 1999 |
| 357 (5-14) | at Louisiana Tech | Feb. 9, 1981 |
| 6. .360 (9-25) | Northwestern State | Feb. 15, 1990 |
| 7. .364 (4-11) | vs. Drexel | Nov. 21, 2022 |
| .364 (4-11) | at Missouri | Dec. 4, 2018 |

FEWEST REBOUNDS

| No. | Opponent | Date |
|-----------|----------------------|---------------|
| 1. 21 | at Texas | Jan. 3, 2004 |
| 21 | Sam Houston State | Mar. 2, 2000 |
| 21 | vs. Valparaiso | Jan. 10, 1981 |
| 4. 22 | at Nicholls | Jan. 8, 2011 |
| 22 | at Stephen F. Austin | Jan. 27, 2007 |
| 22 | at ULM | Feb. 5, 2004 |
| 22 | at Samford | Nov. 27, 1999 |
| 22 | Louisiana Tech | Feb. 26, 1981 |
| 9. 23, 4x | Last: vs. Miami | Nov. 13, 2005 |

ALL-TIME PROGRAM OVERTIME GAMES

| Date | Opponent | W/L | Score | Date | Opponent | W/L | Score | Date | Opponent | W/L | Score |
|----------|-------------------|-----|--------------|----------|-----------------------|-----|-------------|---|---------------------------|-----|-----------|
| 02-04-64 | Arkansas State | L | 76-82 | 11-29-85 | Tarleton State | W | 81-79 | 02-03-10 | Texas A&M-Corpus Christi | W | 71-66 |
| 02-16-65 | Arkansas State | L | ** 99-100 | 01-03-86 | at Florida Southern | L | 79-81 | 02-16-11 | Stephen F. Austin | W | 66-65 |
| 01-04-66 | at Austin College | W | 70-63 | 01-21-86 | at Hardin-Simmons | L | 75-79 | 02-19-11 | at Southeastern Louisiana | W | 68-66 |
| 01-08-66 | Lamar | L | ** 91-93 | 02-21-87 | at U.S. International | L | 89-94 | 02-26-11 | at Northwestern State | L | 71-78 |
| 02-14-67 | Lamar | W | *** 138-135 | 01-18-88 | UTSA | L | 72-79 | 12-17-11 | at Tulsa | L | 75-80 |
| 01-20-68 | at Texas Tech | L | 83-93 | 01-30-88 | at Texas State | L | 73-75 | 12-21-13 | CSU Bakersfield | W | 79-75 |
| 01-30-68 | at Texas Wesleyan | W | 113-109 | 02-23-88 | Hardin-Simmons | L | 87-88 | 01-09-14 | ULM | W | 83-79 |
| 02-02-70 | West Texas A&M | W | 88-84 | 12-30-89 | vs. UNC Wilmington | L | 64-66 | 02-01-14 | at Georgia State | L | 91-101 |
| 12-11-71 | Hardin-Simmons | W | **** 118-117 | 12-11-92 | vs. Gonzaga | W | ** 95-87 | 03-06-14 | at Troy | W | ** 87-86 |
| 01-10-72 | at Butler | W | 87-82 | 12-11-93 | TAMU-Commerce | W | ** 100-97 | 12-01-15 | at Texas | L | 73-80 |
| 02-26-72 | Lamar | W | 96-92 | 12-29-93 | at Chaminade | L | 91-92 | 01-16-16 | at South Alabama | L | 85-88 |
| 12-23-72 | Hardin-Simmons | W | 81-76 | 11-29-95 | Grambling State | L | 82-86 | 02-18-16 | Louisiana | W | 84-83 |
| 01-18-73 | Centenary | W | 74-72 | 01-15-97 | Texas State | W | 66-63 | 02-10-18 | Texas State | W | 70-68 |
| 02-15-73 | West Texas A&M | W | ** 87-85 | 01-30-97 | McNeese State | W | 69-67 | 12-21-18 | at Cal Poly | W | 75-70 |
| 01-11-75 | at E. New Mexico | L | 69-70 | 02-13-97 | Sam Houston State | L | 75-78 | 2-2-19 | at rv Texas State | W | ** 84-77 |
| 01-10-76 | at Denver | W | 99-97 | 12-28-98 | at Sam Houston State | W | *** 124-123 | 2-23-19 | ULM | W | ** 91-86 |
| 01-12-77 | North Texas | L | 101-105 | 02-06-99 | Stephen F. Austin | W | ** 85-83 | 2-28-20 | Texas State | L | *** 85-87 |
| 02-21-77 | Louisiana Tech | W | 92-90 | 11-22-99 | at Arkansas | L | 95-102 | 1-29-21 | at Arkansas State | L | 75-83 |
| 12-09-77 | at Pepperdine | L | 88-89 | 03-08-00 | Northwestern State# | L | 83-88 | 11-16-21 | Abilene Christian | L | 71-80 |
| 02-04-78 | Louisiana Tech | L | ** 77-79 | 01-27-01 | Sam Houston State | W | 94-86 | 12-30-21 | South Alabama | W | 89-87 |
| 01-12-80 | North Texas | W | ** 99-97 | 02-10-01 | UTSA | W | 86-77 | 1-8-22 | at Georgia Southern | L | 73-74 |
| 01-28-80 | McNeese State | L | ** 97-98 | 03-07-01 | at Sam Houston State# | W | ** 98-103 | 1-15-22 | ULM | L | 55-62 |
| 02-11-80 | at Louisiana | L | 79-86 | 12-20-01 | at SE Louisiana | W | 69-60 | 1-22-22 | at Little Rock | L | *** 96-98 |
| 02-13-80 | at McNeese State | W | 71-69 | 01-02-02 | Oral Roberts | W | 83-77 | 2-12-22 | at Louisiana | W | 80-77 |
| 12-18-80 | Centenary | W | 81-78 | 03-07-03 | ULM | W | ** 85-84 | 2-25-23 | Utah Tech | W | 71-69 |
| 01-31-81 | Lamar | L | 84-89 | 01-22-05 | ULM | W | 80-76 | 2-10-24 | Stephen F. Austin | W | 71-63 |
| 02-20-82 | at Arkansas State | W | 60-58 | 12-17-05 | at San Diego | W | 94-91 | <p>* Indicates How Many Overtimes If More Than One # Southland Conference Tournament</p> <p>ALL-TIME OVERTIME RECORDS: TOTAL: 93 Games (49-44) 1 OT: 69 Games (36-33) 2 OT: 19 Games (10-9) 3 OT: 4 Games (2-2) 4 OT: 1 Games (1-0)</p> | | | |
| 01-13-83 | Texas Southern | L | ** 102-104 | 03-07-06 | at Sam Houston State# | L | ** 84-86 | | | | |
| 02-10-83 | at North Texas | L | 98-105 | 11-18-06 | at TCU | L | ** 89-97 | | | | |
| 12-05-83 | Missouri State | W | 63-58 | 01-11-07 | at Nicholls | L | 81-83 | | | | |
| 02-02-84 | ULM | L | 71-74 | 12-17-07 | at TCU | L | 74-77 | | | | |
| 02-09-85 | ULM | W | 75-74 | 01-10-08 | at Central Arkansas | L | 68-70 | | | | |
| | | | | 01-17-09 | at UTSA | W | ** 100-97 | | | | |
| | | | | 11-18-09 | North Texas | L | ** 99-101 | | | | |
| | | | | 01-05-10 | Utah Valley | W | 90-85 | | | | |

PROGRAM MILESTONE VICTORIES

Win 1 – UT Arlington 70, East Central Okla. 57 – 11/24/59

In their first game at the NCAA level, the Mavericks got 27 points from Ed Russell to defeat the Tigers.

Win 50 – UT Arlington 82, Bishop College 78 – 12/30/65

The Mavericks defeated Bishop College in the third-place game of the Cotton Bowl Classic.

Win 100 – UT Arlington 95, South Dakota State 81 – 12/6/71

Mark Burden scored 21 points and pulled down a then-record 17 rebounds. The win propelled UT Arlington to its most-ever victories in the SLC.

Win 150 – UT Arlington 81, Houston Baptist 69 – 12/7/77

The victory ended the longest losing streak in UT Arlington history at 21 games.

Win 200 – UT Arlington 93, Louisiana 83 – 2/21/81

Arguably the best Maverick squad ever, UT Arlington defeats a tough Ragin' Cajun side that propels the team to its first appearance in the NIT.

Win 250 – UT Arlington 74, San Francisco 65 – 12/21/85

UT Arlington defeats the Dons in the consolation game of the Albertsons Classic in Boise, Idaho.

Win 300 – UT Arlington 108, at Nicholls 84 – 1/2/91

Leonard Wilson scores 31 points and program all-time leading scorer Willie Brand adds 22. The victory starts an eight-game winning streak for the Mavs.

Win 350 – UT Arlington 70, North Texas 68 – 1/15/94

Trailing by three points at halftime, the Mavericks rally to defeat the Mean Green. The victory snaps a six-game losing streak.

Win 400 – UT Arlington 87, at Air Force 78 – 12/19/98

The Mavericks scored 52 points in the second half to erase a halftime deficit in Colorado Springs, Colo.

Win 450 – UT Arlington 81, Texas Wesleyan 65 – 11/30/02

The victory is UT Arlington's ninth straight versus the crosstown-rival Rams.

Win 500 – UT Arlington 87, UT Tyler 72 – 12/22/05

Brady Dawkins registers 15 points and seven assists in the victory over the Patriots.

Win 550 – UT Arlington 75, Utah Valley 64 – 1/3/2009

The Mavs end a five-game skid against Utah Valley behind 17 points from Ryan Toolson

Win 600 – UT Arlington 91, Lamar 82 – 1/14/2012

UTA wins its seventh in a row, on the way to a 16-game winning streak and 15-1 SLC record.

Win 650 – UT Arlington 87, Houston Baptist 69 – 12/22/2014

Jamel Outler drained seven 3-point field goals to help the Mavs move to 3-1 on the season with a homecoming victory.

Win 700 – UT Arlington 89, South Alabama 83 – 1/16/2017

The Mavs used a 16-point 2nd-half run then held off the Jaguars in Mobile, Ala.

Win 750 – UT Arlington 67, Georgia Southern 58 – 3/16/2019

UTA closed the Sun Belt Tournament semifinal matchup on a 10-0 run after Georgia Southern took a 58-57 lead with 5 minutes remaining in regulation and advanced to the Sun Belt Tournament Final for the second-straight year.

Win 800 – UT Arlington 75, Oral Roberts 71 – 11/6/2023

Trailing by as much as 11 early in the 2nd half, UTA methodically chipped away and eventually carved open a six-point edge, 65-59, with under 4 minutes remaining. UTA remained in front for the duration – icing the contest with a pair of Dajuan Gordon free throws with under 5 seconds showing.

2023-24 UTA MEN'S BASKETBALL SPEED CHART



AARON CASH
GR | G | 6-6 | 210
San Francisco, CA



PHILLIP RUSSELL
JR | G | 5-10 | 165
St. Louis, MO



MAKAIH WILLIAMS
FR | G | 6-1 | 185
Long Beach, CA



DAJUAN GORDON
GR | G | 6-5 | 195
Chicago, IL



AKILI VINING
GR | G | 6-2 | 185
Fort Worth, TX



BRANDYN TALBOT
JR | G | 6-5 | 181
Toronto, Ontario



CHAUNCEY GIBSON
R-FR | G | 6-5 | 190
Dallas, Texas



DWAYNE KOROMA
R-SO | F | 6-8 | 205
Berlin, Germany



FREDS PAULS BAGATSKIS
SO | F | 6-8 | 180
Riga, Latvia



KADE DOUGLAS
FR | G | 6-2 | 170
Lancaster, TX



SHEMAR WILSON
SR | F | 6-9 | 215
Avondale, AZ




STERLING GASTON-CHAPMAN
JR | G | 6-4 | 218
Wichita, KS



DARRIUS MILES
JR | C | 6-10 | 250
Oak Cliff, TX



FABIO BASILI
SO | G | 6-4 | 175
Orlando, FL



2: muh-KIGH
3: deja-juan
4: uh-KEEL-ee VINE-ing
5: brand-IN
11: kuh-rome-uh
12: fred paul buh-GAT-skis
22: shuh-marr
23: gas-TUN
30: fah-bee-oh buh-silly



KT TURNER
HEAD COACH
1st Season



SEAN STOUT
ASST. COACH



JEREMY POPE
ASST. COACH



KEITH PICKENS
ASST. COACH



CODY SAN MIGUEL
ASST. COACH



DOUG COMPTON
ASST. COACH




MIKE BUHMEYER
STRENGTH COACH



ROYAL MILTON III
TRAINER



DERRICK OBASOHAN
GRAD ASST.



SEAN KOSTECKI
GRAD ASST.



MAX BRANDT
ANALYTICS



JASON MacBAIN
ASSOCIATE AD