



SCHEDULE | RESULTS

4-5	0-0	2-1	1-2	1-2
OVERALL	WAC	HOME	AWAY	NEUTRAL

November (3-5)		Time (CT)/Result
4	UNT Dallas ^{ESPN+}	W, 90-55
9	Louisiana Tech ^{ESPN+ HOMECOMING}	L, 92-77
13	@ USC ^{BIG TEN NETWORK}	L, 98-95
15	Texas College ^{ESPN+}	W, 95-69
19	@ Missouri State ^{ESPN+}	L, 78-68
26	vs. Murray State (in Jacksonville, FL) ^{BALLERTV}	L, 79-66
27	vs. Austin Peay (FSCJ GYMNASIUM) ^{BALLERTV}	W, 68-58
28	vs. Rhode Island (FSCJ GYMNASIUM) ^{BALLERTV}	L, 83-78

December (1-0)		
2	@ Louisiana-Monroe ^{ESPN+}	W, 84-70
6	@ Arkansas State ^{ESPN+}	7 PM
14	Louisiana-Monroe ^{ESPN+}	2 PM
18	Evansville ^{ESPN+}	7 PM
21	@ Liberty ^{ESPN+}	1 PM
29	@ Texas State ^{ESPN+}	4 PM

January (0-0)		
4	@ Tarleton ^{ESPN+}	WAC 7 PM
9	@ Utah Tech ^{ESPN+}	WAC 8 PM
11	@ Southern Utah ^{ESPN+}	WAC 7:30 PM
16	Utah Valley ^{ESPN+}	WAC 7 PM
23	Seattle U ^{ESPN+}	WAC 7 PM
18	Abilene Christian ^{ESPN+}	WAC 3 PM
30	Southern Utah ^{ESPN+}	WAC 7 PM

February (0-0)		
1	@ Southern Utah ^{ESPN+}	WAC 7:30 PM
6	@ Utah Valley ^{ESPN+}	WAC 7 PM
8	@ Seattle U ^{ESPN+}	WAC 7 PM
13	California Baptist ^{ESPN+}	WAC 4 PM
15	Grand Canyon ^{ESPN+}	WAC 2 PM
22	Tarleton ^{ESPN}	WAC TBD
27	@ Grand Canyon ^{ESPN+}	WAC 8 PM

March (0-0)		
1	Abilene Christian ^{ESPN+}	WAC 2 PM
7	@ California Baptist ^{ESPN+}	WAC 7 PM
2025 HERCULES TIRES WAC BASKETBALL CHAMPIONSHIP (ST. GEORGE, UT LAS VEGAS, NV)		
11	First Round #8 vs. #9 in St. George, UT	TBD
12	Quarterfinals #1 vs. #8/9 #2 vs. #7	TBD
13	Quarterfinals #4 vs. #5 #3 vs. #6	TBD
14	Semifinals	TBD
15	Final	TBD

@UTAMavsMBB
 /UTAMavsMBB



GAME 10

UT ARLINGTON
Mavericks (4-5, 0-0 WAC)



UTA at Arkansas State

Date..Thurs., Dec. 12 | 7 p.m. CT
Venue First National Bank Arena
Location..... Jonesboro, Arkansas
Live StatsUTAMavs.com
Live Tweets @UTAMavsMBB
TV ESPN+
Radio ... Varsity, KMAD 102.5 FM
 KTNO 620 AM
Series..... Arkansas State leads
 series 43-24
Last Meeting Arkansas State 58,
 UTA 49 on Feb. 19, 2022 in
 Arlington, Texas

ARKANSAS STATE
Red Wolves (7-3, 0-0 Sun Belt)



THE OPENING TIP

UT Arlington (4-5) hits the road again, this time to face another former Sun Belt conference-mate, Arkansas State (7-3) at 7 p.m. CT at First National Bank Arena. The Mavs are coming off an 84-70 road win at Louisiana-Monroe back on Dec. 2, while Arkansas State is flying high following an 85-72 road win over then-No. 16 (Associated Press Poll) Memphis on Sunday.

Thursday marks the 68th-ever meeting between UT Arlington and Arkansas State, with the Red Wolves leading the all-time series 43-24. The two teams last met on Feb. 19, 2022 when the Red Wolves knocked off the Mavs 58-49 in Arlington.

Thursday's game will be broadcast live on ESPN+ and on the radio on the Varsity App, 102.5 FM and KTNO 620 AM with the Voice of the Mavericks, Josh Sours.

PROBABLE STARTERS



55 Brody Robinson

Jr. | G | 5-11 | 160
Houston, TX | Garden City CC
Averaging 8.3 ppg, 3.3 apg



1 Jaden Wells

Gr. | G | 6-2 | 172
Hurst, Texas | Central Oklahoma
Averaging 14.7 ppg, 4.2 rpg



12 Darius Burford

Gr. | G | 6-3 | 165
Bolingbrook, IL | Illinois State
Averaging 9.8 ppg and 5.8 rpg



2 Raysean Seamster

Jr. | F | 6-8 | 200
Portland, OR | Eastern Arizona
Averaging 11.9 ppg, 3.9 rpg, 2.0 apg



6 Lance Ware

Gr. | F/C | 6-10 | 220
Burlington, NJ | Villanova
Averaging 14.8 ppg, 7.3 rpg, and 2.0 bpg

BY THE NUMBERS

5.8

Guard Darius Burford is UTA's leading rebounder among players who have played at least five games (5.8 rpg) after pulling down four more in the win over ULM on Dec. 2.

39.4

UTA is shooting 39.4% on three-pointers through nine games this season, ranking 21st in the nation (as of Dec. 8).

88.5

Forward/Center Lance Ware entered his time at UTA as a career 47.2% free throw shooter (42-of-89). Thus far for the Mavs, he is shooting 88.5% (23-of-26).

337

Guard Jaden Wells, who is averaging 14.7 ppg this season, has 337 career 3-pointers, which ranks third among active NCAA players (as of Dec. 10).

2024-25 UTA MEN'S BASKETBALL SPEED CHART



JADEN WELLS
GR | G | 6-2 | 172
Hurst, TX



RAYSEAN SEAMSTER
JR | G | 6-8 | 200
Portland, OR



KADE DOUGLAS
SO | G | 6-2 | 175
Lancaster, TX



DIANTE SMITH
GR | F | 6-7 | 195
Fort Walton Beach, FL



LANCE WARE
GR | F/C | 6-10 | 220
Burlington, NJ



BRANDYN TALBOT
SR | G | 6-4 | 181
Toronto, Ontario



TROY HUPSTEAD
SR | F | 6-7 | 230
Mount Vernon, NY



ZACHARIAH MIANAB
FR | G | 6-0 | 175
Frisco, TX



TUSCAN ONUOHA
JR | F/C | 6-11 | 250
Sydney, Australia



DARIUS BURFORD
GR | G | 6-3 | 165
Bolingbrook, IL



JARREN COOK
R-JR | G | 6-3 | 218
Dallas, TX



JAXON ELLINGSWORTH
JR | F | 6-9 | 220
Morehead City, NC



JA'MONTI WRIGHT
SO | G | 5-11 | 190
Louisville, KY



CAMERON JACKSON
FR | F | 6-8 | 231
Pflugerville, TX



BRODY ROBINSON
JR | G | 5-11 | 160
Houston, TX



KT TURNER
HEAD COACH
2nd Season



SEAN STOUT
ASST. COACH



JEREMY POPE
ASST. COACH



KEITH PICKENS
ASST. COACH



CODY SAN MIGUEL
ASST. COACH



DERRICK OBASOHAN
ASST. COACH



MIKE BUHMEYER
STRENGTH COACH




DEVON SMITH
DIR. PLAYER DEVELOPMENT



DALLAS GRATO
TRAINER



SEAN KOSTECKI
GRAD ASST.






2024-25 UT ARLINGTON MEN'S BASKETBALL ROSTER

No.	Name	Pos.	Ht.	Wt.	Yr.	Hometown/Previous School
1	Jaden Wells	G	6-2	172	Gr.	Hurst, Texas/Central Oklahoma
2	Raysean Seamster	F	6-8	200	Jr.	Portland, Ore./Eastern Arizona
3	Kade Douglas	G	6-2	175	So.	Lancaster, Texas/Lancaster HS
5	Diante Smith	F	6-7	195	Gr.	Fort Walton Beach, Fla./Nicholls
6	Lance Ware	F/C	6-10	220	Gr.	Burlington, N.J./Villanova
7	Brandyn Talbot	G	6-4	181	Sr.	Toronto, Ontario/Dream City Christian
8	Troy Hupstead	F	6-7	230	Sr.	Mount Vernon, N.Y./Maryland Eastern Shore
9	Zachariah Mianab	G	6-0	175	Fr.	Frisco, Texas/Kingdom Collegiate Academy
11	Tuscan Onuoha	F/C	6-11	250	Jr.	Sydney, Australia/Dodge City CC
12	Darius Burford	G	6-3	165	Gr.	Bolingbrook, Ill./Illinois State
13	Jarren Cook	G	6-3	218	RJr.	Dallas, Texas/Midland College
22	Jaxon Ellingsworth	F	6-9	220	Jr.	Morehead City, N.C./Gulf Coast State College
23	Ja'Monti Wright	G	5-11	190	So.	Louisville, Ky./Ballard HS
34	Cameron Jackson	F	6-8	231	Fr.	Pflugerville, Texas/Weiss HS
55	Brody Robinson	G	5-11	160	Jr.	Houston, Texas/Garden City CC

COACHING STAFF

Pos.	Name	Year
Head Coach	KT Turner	2nd
Assistant Coach	Sean Stout	2nd
Assistant Coach	Keith Pickens	2nd
Assistant Coach	Jeremy Pope	2nd
Assistant Coach	Cody San Miguel	2nd
Assistant Coach	Derrick Obasohan	1st
Dir. of Player Development	Devon Smith	1st
Strength & Conditioning	Mike Buhmeyer	2nd
Athletic Trainer	Dallas Grato	1st
Graduate Assistant	Sean Kostecki	2nd



ROSTER BREAKDOWN

BY CLASS

Gr. (4): Wells, Smith, Ware, Burford
 Sr. (2): Talbot, Hupstead
 RJr. (1): Cook
 Jr. (4): Seamster, Onuoha, Ellingsworth, Robinson
 So. (2): Douglas, Wright
 Fr. (2): Mianab, Jackson

BY STATE

Florida (1): Smith
 Illinois (1): Burford
 Kentucky (1): Wright
 New Jersey (1): Ware
 New York (1): Hupstead
 North Carolina (1): Ellingsworth
 Oregon (1): Seamster
 Texas (6): Wells, Douglas, Mianab, Cook, Jackson, Robinson

BY COUNTRY

Australia (1): Onuoha
 Canada (1): Talbot

PRONUNCIATION

2	Raysean Seamster	ray-SHAWN
5	Diante Smith	DEE-on-tay
7	Brandyn Talbot	Brandon
8	Troy Hupstead	Hup-STED
9	Zachariah Mianab	me-uh-nob
11	Tuscan Onuoha	uh-NO-ha
23	Ja'Monti Wright	jay-MON-tee



MEDIA AVAILABILITY FOR UTA MEN'S BASKETBALL

9	10	11	12	13	14	15
Practice at CPC No Media Availability	Practice at CPC Head Coach KT Turner Press Conference 12 p.m. CT Media Room, Ground floor of College Park Center	Travel to Jonesboro, AR	UTA at Arkansas State at 7 p.m. CT in Jonesboro, AR	Travel to Arlington	UTA vs. ULM at 2 p.m. CT at the College Park Center Postgame Media Availability for Head Coach KT Turner and Select Players Media Room, Ground floor of College Park Center	Off Day No Media Availability

UTA TEXAS MEDIA SERVICES

Who to contact:

Jordan Stepp: 805-551-8648 (Cell)
E-mail: jordan.stepp@unt.edu

Practice Coverage

Practice is closed to all media and fans.

Credentials For Media

Those wishing to cover UTA Men's Basketball must contact Jordan Stepp for credentials/parking for home and away games.

Weekly Press Conference

During the non-conference portion of the schedule, Head coach KT Turner's weekly media availability for local media will be conducted at a press conference at the Media Room on the bottom floor of the College Park Center at 1 p.m. **The day of the week will be shared with local media prior to the end of the previous week.**

Once conference play begins, these will be conducted every Tuesday at 1 p.m.

Post-Practice Interviews

Interviews following practice will be conducted only for requested players. **Requests for players should be made in advance through the communications office at least 24 hours in advance.**

All out of town media with requests for Coach Turner, assistant coaches or players must contact Jordan Stepp.

Post-Game Interviews

The UTA locker room is closed to all members of the media. Head coach KT Turner and requested players will be available for interviews following a brief cooling off period. Postgame interviews at the College Park Center will be held in the media room on the ground floor.

Please refer to the University of Texas at Arlington as UT Arlington. UTA is acceptable on second reference. Using Texas-Arlington, UT-Arlington or any other form is incorrect.

Ware Have You Been All My Life?

Graduate transfer forward/center Lance Ware has made four appearances this season for the Mavs. He is averaging 14.8 ppg, 7.3 rpg and 2.0 bpg. Ware, a career 47.2% free throw shooter prior to his arrival in Arlington, is 23-of-26 (88.5%) in four games as a Maverick.

Ware made his 13th career start and 114th career appearance on Dec. 2 in the win at ULM. He finished with 17 points, nine rebounds, three steals and two blocks in the win.

The New Jersey native made his UTA debut on Nov. 26 against Murray State and made quite the first impression. He scored a career-high 26 points, pulled down a team-best-tying nine rebounds, had three blocks, three assists and two steals.

Wow, Look at Wells!

Graduate guard Jaden Wells has been filling it up early in his UTA career, coming into Thursday night averaging 14.7 ppg. The transfer from D2 Central Oklahoma has scored in double figures in six of UTA's games thus far. He scored 11 points on 4-of-10 shooting, and hit 3-of-7 from deep in the win at ULM last time out.

Wells also surpassed 2,000 points for his NCAA career in the win at ULM, and now has 2,012 in 126 appearances (121 of which are starts). All but 132 of those points came as a member of D2 Central Oklahoma.

Double-Figures Jax

Junior forward Jaxon Ellingsworth is off to a great start in his UTA career, having scored in double figures off the bench on five occasions in nine appearances.

GENERAL INFORMATION

LOCATION.....	ARLINGTON, TEXAS
FOUNDED.....	1895
PRESIDENT.....	DR. JENNIFER COWLEY
ENROLLMENT.....	48,000
ATHLETIC DIRECTOR.....	JON FAGG
NICKNAME.....	MAVERICKS
COLORS.....	BLUE AND ORANGE
HOME ARENA.....	COLLEGE PARK CENTER
CAPACITY.....	7,000
CONFERENCE.....	WAC
HEAD COACH.....	KT TURNER
OVERALL RECORD.....	24-19 (2ND SEASON)
RECORD AT UTA.....	24-19 (2ND SEASON)

HISTORY

FIRST NCAA SEASON.....	1959-60
CURRENT SEASON.....	66TH
ALL-TIME RECORD.....	823-1023 (.446)
REC. AT COLLEGE PARK CENTER (2012-PRES.).....	123-56 (.687)
YEARS IN THE WAC..	3 (2012-13, 2022-PRESENT)
ALL-TIME WAC RECORD.....	30-26 (.536)
WAC REG. SEASON CHAMPIONSHIPS.....	0
WAC TOURNAMENT CHAMPIONSHIPS.....	0
WAC TOURNAMENT FINALIST.....	2 (2024 AND 2013)

YEARS IN THE SUN BELT.....	9 (2013-22)
ALL-TIME SUN BELT REC.....	94-72 (.566)
SUN BELT REG. SEASON CHAMPIONSHIPS..	1 (2017)
SUN BELT TOURNAMENT CHAMPIONSHIPS.....	0
SUN BELT TOURNAMENT FINALIST ...	2 (2018, 2019)

YEARS IN SOUTHLAND.....	48 (1964-2012)
ALL-TIME SOUTHLAND REC.....	289-354 (.442)
SOUTHLAND REG. SEASON CHAMPIONSHIPS	2 (2004, 2012)
SOUTHLAND TOURNAMENT CHAMPIONSHIPS	1 (2008)


NCAA TOURNAMENT APPEARANCES.....	1 (2008)
NCAA TOURNAMENT RECORD.....	0-1
NIT APPEARANCES.....	3 (1981, 2012, 2017)
NIT RECORD.....	2-3
CIT APPEARANCES.....	2 (2013, 2016)
CIT RECORD.....	1-2

2023-24 REVIEW

OVERALL RECORD.....	20-14
WAC RECORD.....	13-7
HOME/AWAY/NEUTRAL.....	12-3/5-10/3-1
WAC REG. SEASON FINISH.....	3RD
WAC TOURNAMENT.....
.....	LOST CHAMP. GAME VS. #1 GRAND CANYON

CURRENT TEAM STREAKS

WINS.....	1
HOME WINS.....	1
AWAY WINS.....	1
NEUTRAL WINS.....	0
WAC WINS (REG. SEASON).....	6
LOSSES.....	0
HOME LOSSES.....	0
AWAY LOSSES.....	0
NEUTRAL LOSSES.....	1
NON-CONFERENCE WINS.....	1
NON-CONFERENCE LOSSES.....	0





He finished with 16 points and nine rebounds in the win over ULM in Monroe in the Mav's last game.

Ellingsworth, a Morehead City, North Carolina native, began his career as a walk-on at East Carolina and transferred to UTA following a season at Gulf Coast State College, where he was a First Team All-Panhandle Conference selection.

DB Provides a Spark

Graduate transfer guard Darius Burford continued his strong start to the season in the win at Louisiana-Monroe doing a little bit of everything for the Mavs.

The Illinois native finished with 10 points, four rebounds, five assists and two steals.

Burford is averaging 9.8 ppg and 5.8 rpg in his first nine appearances as a Mav, five of which have been starts, including the last three.

Burford is no stranger to the starting lineup during his career, as Thursday's start was the 95th of his career.

BOOOOOOOOOO!!!!!!

UTA connected on 15-for-34 from distance at ULM on Dec. 2. Guard Brandyn Talbot was 3-for-4, guard Jaden Wells was 3-for-7, forward Jaxon Ellingsworth was 2-for-3, guards Brody Robinson and Darius Burford were 2-for-4 and three other players made one apiece.

The Mavs are shooting 39.4% (89-of-226) from distance on the season, which ranks 21st nationally (as of Dec. 10).

Fundamentals at the Line

UTA is shooting 74.4% on the season from the charity stripe and have six players this season shooting 75% or better.

- Kade Douglas - 100% (10-for-10)
- Brody Robinson - 88.9% (24-for-27)
- Lance Ware - 88.5% (23-for-26)
- Diante Smith - 80% (4-for-5)
- Jaden Wells - 78.6% (11-for-14)
- Jaxon Ellingsworth - 76.0% (19-for-25)

An Eye on the Red Wolves

UTA's next opponent, Arkansas State, is off to a 7-3 start following an 85-72 win at No. 16 Memphis on Sunday.

The Red Wolves are led by second-year head coach Bryan Hodgson. The Western New York native has coached previously as an assistant at Alabama (2019-23), Buffalo (2015-19) and in the junior college ranks at Midland JC (2014-15 as an assistant and 2013-14 as a volunteer assistant).

Arkansas State, who went 20-17 in Hodgson's first season last year, is led in 2024-25 by guard Taryn Todd, who is averaging a team-high 13.6 ppg and 4.5 rpg. Forward Kobe Julien (12.4 ppg and 5.6 rpg) and guard Derrian Ford (10.2 ppg) are also key fixtures for the Red Wolves. Additionally off the bench, guard Joseph Pinion is a factor, averaging 8.8 ppg and shooting 40.8% from distance. Pinion had 22 against Memphis on Sunday, knocking down 5-of-11 3-pointers.

Series History with Arkansas State

Thursday's meeting between UTA and Arkansas State will be the 68th-ever between the two programs. The Red Wolves have won each of the last two meetings, and UTA has won six of the past 10, dating back to 2019.

Last 10 Meetings

Date	Location	Result
2/19/22	Arlington, TX	L, 58-49
1/20/22	Jonesboro, AR	L, 75-70
2/27/21	Arlington, TX	W, 64-56
2/26/21	Arlington, TX	W, 73-71
1/30/21	Jonesboro, AR	W, 65-64
1/29/21	Jonesboro, AR	L, 83-75 (OT)
2/13/20	Arlington, TX	W, 77-67
1/2/20	Jonesboro, AR	W, 73-52
2/16/19	Jonesboro, AR	L, 83-79
1/17/19	Arlington, TX	W, 68-59

Hey, You Look Familiar

Senior guard Brandyn Talbot is one of just two returners for KT Turner's squad, and Talbot is in his fifth season on campus for the Mavs.

As a junior in 2023-24, Talbot averaged 5.7 points and 1.5 assists per game in 31 appearances, 12 of which were starts. He finished tied for third on the team with 42 3-pointers and was fifth

STATISTICAL TRENDS

UTA'S RECORD WHEN...

Monday	2-0
Tuesday	0-2
Wednesday	1-1
Thursday	0-1
Friday	1-0
Saturday	0-1
Sunday	0-0
Leading At Halftime	3-1
Trailing At Halftime	1-4
Tied At Halftime	0-0
Leading With 5 Minutes Left	4-1
Trailing With 5 Minutes Left	0-4
Tied With 5 Minutes Left	0-0
Shooting 40% FG Or Better	4-4
Shooting Less Than 40% FG	0-1
Opponent 40% FG Or Better	0-4
Opponent Less Than 40% FG	4-1
Shooting Better FG% Than Opponent	4-2
Shooting Worse FG% Than Opponent	0-3
Shooting Better 3-FG% Than Opponent	3-1
Shooting Worse 3-FG% Than Opponent	1-3
Outrebounding Opponent	2-2
Outrebounded By Opponent	1-2
Rebounds Tied	1-1
More Turnovers Than Opponent	2-3
Fewer Turnovers Than Opponent	2-2
Same Turnovers As Opponent	0-0

UTA'S POINT TOTAL...

35-49 Points	0-0
50-59 Points	0-0
60-69 Points	1-2
70-79 Points	0-2
80-89 Points	1-0
90-99 Points	2-1
100+ Points	0-0

GAMES DECIDED BY...

1-5 Points	0-2
6-9 Points	0-0
10-19 Points	2-3
20+ Points	2-0

IN UNIFORM...

White	2-3
Blue	1-1
Black	1-1



THE LAST TIME

A MAVERICKS' PLAYER...

Scored 40 Or More Points43, Stephen Barber at UTSA, 2/24/02
Scored 30 Or More Points30, Phillip Russell vs. Stephen F. Austin, 3/14/24
Totaled 20 Or More Rebounds22, Jermaine Griffin vs. UT Permian Basin, 12/1/05
Totaled 15 Or More Rebounds17, DaJuan Gordon at Utah Tech, 2/3/24
Totaled 10 Or More Assists10, Phillip Russell vs. Tarleton State, 3/15/24
Recorded A Double-Double (Points/Rebounds)DaJuan Gordon (16/11) vs. Tarleton State, 3/15/24
Recorded A Double-Double (Points/Assists)Phillip Russell vs. Tarleton State (18/10), 3/15/24
Recorded A Triple-Double (Points/Rebounds/Assists)Javon Levi vs. Louisiana (14/10/10), 1/13/22
Erick Neal Has The Only Other Two Triple-Doubles In Program History:	
.....vs. UT Dallas (10/10/13), 11/27/17at ULM (27/10/12), 1/28/16

THE MAVERICKS' TEAM...

Played An OT Game.....	W, 71-63 vs. Stephen F. Austin 2/10/24
Scored 100+ Points.....	W, 109-78 vs. Stephen F. Austin 3/14/24
Allowed 100+ Points.....	L, 56-101 at *Arizona 11/19/23
Had 60 Or More Rebounds.....	63 vs. Howard Payne 11/28/22
Had 25 Or More Assists.....	26 vs. Texas College 11/15/24
Had 15 Or More Steals.....	19 vs. Southwestern 11/12/22

UTA vs. AP TOP-25 TEAMS

Jan. 1, 2024	at #21 Texas	L	62-79
Nov. 19, 2023	at #3 Arizona	L	56-101
Nov. 19, 2019	at #8 Gonzaga	L	66-72
Nov. 17, 2019	at #14 Oregon	L	47-67
Dec. 18, 2018	at #8 Gonzaga	L	55-89
Dec. 18, 2017	at #25 Creighton	L	81-90
Nov. 21, 2017	at #25 Alabama	L	76-77
Dec. 8, 2016	at #12 Saint Mary's	W	65-51
Dec. 2, 2014	at #6 Texas	L	53-63
Nov. 25, 2014	at #1 Kentucky	L	44-92
Nov. 19, 2013	at #4 Kentucky	L	76-105
Dec. 19, 2012	at #24 Oklahoma State	L	44-69
Nov. 23, 2011	at #9 Baylor	L	65-75
Dec. 29, 2010	at #3 Kansas	L	57-82
Dec. 20, 2008	at #21 Baylor	L	76-79
Mar. 21, 2008	vs. #2 Memphis#	L	63-87
Dec. 3, 2005	at #2 Texas	L	55-93
Dec. 15, 2004	at #14 Texas	L	70-85
Jan. 2, 2004	at #19 Texas	L	79-99
Nov. 27, 2002	at #3 Texas	L	45-76
Nov. 18, 1997	at #19 Oklahoma	L	63-81
Dec. 20, 1994	at #21 New Mexico State	L	63-102
Dec. 28, 1993	vs. #14 Connecticut+	L	72-112
Dec. 21, 1992	at #17 Nebraska	L	95-116
Nov. 23, 1991	at #14 Utah	L	57-58
Dec. 6, 1986	at #11 Oklahoma	L	76-101
Feb. 7, 1985	at #14 Louisiana Tech	L	61-86
Jan. 12, 1985	vs. #14 Louisiana Tech	L	65-76
Feb. 12, 1973	vs. #13 UL Lafayette	~ L	96-111
Jan. 13, 1973	at #13 UL Lafayette	~ L	73-79
Dec. 18, 1970	vs. #19 Drake*	L	83-102
Dec. 4, 1970	at #18 Long Beach State	L	57-102
Dec. 1, 1970	at #15 New Mexico State	L	82-107
Feb. 26, 1970	vs. #15 Houston	L	84-102
Dec. 4, 1969	at #20 Houston	L	70-88
Feb. 22, 1968	at #1 Houston	L	75-130

OVERALL: 1-35 | HOME: 0-3 | AWAY: 1-29 | NEUTRAL: 0-3

#NCAA Tournament | +Hilo, Hawaii | ~ UL Wins Later Vacated | *Fort Worth, TX

in assists, scoring in double figures on six occasions. He also finished with an effective field goal percentage of 55.1%.

Talbot hit a game-winning 3-pointer with four seconds remaining in an 84-84 game against Tarleton in the WAC Tournament semifinal to send UTA to the title game.

Talbot enters Thursday's game having played 106 games for the Mavericks (17 starts). He has 124 career 3-point field goals, which is 39 shy of reaching the program's top-10 list for his career.

Talbot finished with nine points and a rebound in the win at ULM on Dec. 2.

Home Cooking

UT Arlington was a sparkling 12-3 at home under head coach KT Turner in his first season at the helm. UTA's College Park Center record is now 123-56 since the building opened for the Mavs in 2012.

UTA plays 13 home games on its schedule for the 24-25 season, as the Mavericks look to continue to shine in front of their home crowd at the CPC.

The Mavs are 2-1 at home thus far, bringing Turner's career home record to 14-4. UTA doesn't return home until Dec. 14, when the Mavs host Louisiana-Monroe.

Schedule Strength

UT Arlington faces four teams on its 2024-25 schedule that played in the postseason last year.

Grand Canyon reached the second round of the NCAA Tournament, and the Mavs face the Lopes twice in conference play (Feb. 15 and Feb. 27).

Seattle U, also a conference foe, won the College Basketball Invitational. The Mavs and Redhawks face off on Jan. 23 in Arlington and Feb. 8 in Seattle.

On the non-conference side, both Arkansas State (Dec. 6 in Jonesboro) and Evansville (Dec. 18 in Arlington) each were in the CBI as well. Arkansas State reached the semifinals, while Evansville lost in the quarterfinals to

eventual champion Seattle U.

All's Well(s) That Ends Wells

Graduate transfer guard Jaden Wells had an illustrious career at Central Oklahoma, specifically as a scorer. He figures to adapt well to the Division I level and keep that scoring pace going.

In his four seasons in Edmond, Oklahoma, Wells averaged double figures in scoring, seeing his total grow each successive season.

Year	PPG
2020-21	11.1
2021-22	14.0
2022-23	16.5
2023-24	21.5

Wells was also durable for the Bronchos, playing in (and starting) all 31 games each of his final three seasons in Edmond.

Wells has scored 16, 27, 22, 17, 18, and 11, respectively in six of his first nine games as a member of the Mavericks. His 14.7 ppg average is second on the team, and he also has pulled down 4.2rpg thus far in 24-25.

He now has 337 career 3-pointers made in his career, after hitting three more on Dec. 2 in the win at ULM. That ranks third nationally among career active leaders in the nation (as of Dec. 10). Only Luke Burnett from D2 Alabama Huntsville (376) and Saint Louis' Gibson Jimerson (343) have made more.

1. Luke Burnett, Alabama Huntsville	376
2. Gibson Jimerson, Saint Louis	343
3. Jaden Wells, UT Arlington	337
4. Keaston Willis, Tulsa	327
5. Reyne Smith, Louisville	325

DB is a Bucket

Graduate transfer guard Darius Burford has proven himself as a potent scorer at the DI level, having a career average across his two previous stops (Elon and Illinois State) of 12.3 ppg. Last season with Illinois State, he surpassed the 500-made field goals mark, and entered the 2024-25 season with 502 career field goals, and 1,280 points scored.

Burford has averaged 9.8 ppg through his first nine games, four of which have

been starts, for the Mavs. Burford also is an excellent rebounder, pulling down 5.8 rpg.

Seamster's Strong Start

Junior forward Raysean Seamster has been a key fixture for the Mavs through his first nine games as a Division I player. He is averaging 11.9 ppg, 3.9 rpg and 2.0 apg in 23.7 minutes per contest.

Seamster is a key component of the 2024-25 Mavs and joined UTA after two strong seasons at Eastern Arizona. The 6-8 forward is versatile - a player who can score from all over the floor, has a strong handle and defensive motor.

The Portland native averaged 17.6 points per game last season and was named to the 2023-24 All-ACCAC DI First Team as a sophomore. As a freshman, Seamster was named the NJCAA DI Freshman of the year after scoring 15.2 points per game for the Fighting Gila Monsters.

Ware and Turner - Together Again

Graduate transfer forward/center Lance Ware joins UT Arlington after a pair of stops with blue blood programs - Villanova (2023-24) and Kentucky (2020-23). While at UK, Ware played for his UTA head coach KT Turner, who spent the 2022-23 season in Lexington, as did UTA Strength and Conditioning Coach Mike Buhmeyer.

Ware made 110 career appearances between his time in Philadelphia and the Bluegrass State and in four career appearances and starts as a Maverick is averaging a team-high 14.8 ppg, 7.3 rpg and 2.0 bpg.

KT's Threes and FTs

Last season, KT Turner's first at the helm of the UTA Mavericks' program, saw the Mavs rank 38th nationally in 3-pointers made per game (9.0) and 40th in free throws made per game (16.1).

UTA has made 39.4% of its threes in its first nine games (89-of-226) after going 15-of-34 in the win at ULM on Dec. 2. UTA is averaging 9.9 per game, which ranks 42nd nationally.

The Mavs have made 134 free throws (14.9 per game) on 180 attempts (74.4%)

thus far.

Share the Ball

In head coach KT Turner's first season with UTA, the Mavs ranked 37th nationally in assists per game (15.8). The 2024-25 Mavs aim to better that mark.

UTA has posted 140 assists (15.6 apg) on 249 field goals in the Mavs' first ninegames this season.

New Faces Galore

UTA men's basketball had quite the turnover of its roster ahead of the 2024-25 season, seeing 13 new players added to the roster, 11 of which came via transfer. Per a survey of men's basketball media contacts, the Mavs are one of 42 teams that enter the season having 11 or more new players on its roster.

Only senior guard Brandyn Talbot and sophomore guard Kade Douglas returned for the Mavs in 24-25.

Staff Continuity

While the roster for the Mavericks underwent quite a facelift ahead of the 2024-25 season, the coaching staff is a model of consistency for UTA. Head coach KT Turner brought back four of his full-time assistants (Sean Stout, Keith Pickens, Jeremy Pope and Cody San Miguel), while Derrick Obasohan was promoted to an assistant after serving as a graduate assistant on the staff. Additionally, strength and conditioning coach Mike Buhmeyer returned for his second season with the Mavs.

WAC Preseason Picks

The Western Athletic Conference's head coaches voted on their preseason predicted order of finish:

Rank	Team (1st-Place Votes)	Points
1.	Grand Canyon (8)	64
2.	UT Arlington	49
3.	Seattle U (1)	46
4.	California Baptist	45
5.	Utah Valley	38
6.	Tarleton State	30
7.	Abilene Christian	29
8.	Utah Tech	12
9.	Southern Utah	11

Preseason WAC Awards

(as voted by the league's head coaches)

Player of the Year

Tyon Grant-Foster, Sr., G, Grand Canyon

Preseason All-WAC Team

Dominique Daniels Jr., Sr., G, Cal Baptist
 Tyon Grant-Foster, Sr., G, Grand Canyon
 Ray Harrison, Sr., G, Grand Canyon
 John Christofilis, R-Jr., G, Seattle U
 Freddy Hicks, Sr., G/F, Tarleton State

WAC Tournament Format

The 2025 Hercules Tires WAC Basketball Tournament returns to the Orleans Arena in Las Vegas from Wednesday, March 12 through Saturday, March 15. The No. 8 and No. 9 seeds will compete in the tournament's opening round on Tuesday, March 11 at Burns Arena in St. George, Utah.

The men's team champion at the conclusion of the Hercules Tires WAC Basketball Tournament will earn the conference's automatic bid into the 2025 NCAA Tournament.



2024-25 UT Arlington Men's Basketball Combined Team Statistics All games

Game Records

Record	Overall	Home	Away	Neutral
ALL GAMES	4-5	2-1	1-2	1-2
CONFERENCE	0-0	0-0	0-0	0-0
NON-CONFERENCE	4-5	2-1	1-2	1-2

Score by Periods

Team	1st	2nd	OT	TOT
UT Arlington	349	372	0	721
Opponents	338	344	0	682

Team Box Score

No.	Player				Total		3-Point		F-Throw		Rebounds							PTS		AVG		
		GP-GS	MIN	AVG	FG-FGA	FG%	3FG-3FGA	3FG%	FT-FTA	FT%	OFF	DEF	TOT	AVG	PF	DQ	A	TO	BLK		STL	
6	WARE, Lance	4-4	114:33	28.6	18-36	.500	0-1	.000	23-26	.885	11	18	29	7.3	12	0	4	12	8	5	59	14.8
1	WELLS, Jaden	9-9	279:36	31.1	46-107	.430	29-71	.408	11-14	.786	10	28	38	4.2	23	2	18	17	1	14	132	14.7
2	SEAMSTER, Raysean	9-9	213:26	23.7	42-72	.583	4-12	.333	19-36	.528	10	25	35	3.9	22	0	18	27	5	9	107	11.9
22	ELLINGSWORTH, Jaxon	9-0	161:03	17.9	31-55	.564	8-17	.471	19-25	.760	14	23	37	4.1	21	0	5	7	5	5	89	9.9
12	BURFORD, Darius	9-5	263:52	29.3	36-80	.450	5-17	.294	11-17	.647	7	45	52	5.8	23	1	20	12	1	9	88	9.8
55	ROBINSON, Brody	9-8	238:35	26.5	19-54	.352	13-31	.419	24-27	.889	3	19	22	2.4	16	0	31	12	1	4	75	8.3
8	HUPSTEAD, Troy	9-4	111:15	12.4	20-36	.556	5-11	.455	9-13	.692	11	21	32	3.6	22	1	5	9	1	3	54	6.0
7	TALBOT, Brandyn	9-1	162:52	18.1	17-40	.425	13-30	.433	4-6	.667	6	11	17	1.9	17	0	12	7	0	5	51	5.7
5	SMITH, Diante	5-3	86:10	17.2	8-22	.364	5-13	.385	4-5	.800	8	12	20	4.0	8	1	10	9	1	2	25	5.0
3	DOUGLAS, Kade	8-2	133:21	16.7	9-28	.321	6-19	.316	10-10	1.000	3	12	15	1.9	13	0	16	5	0	2	34	4.3
13	COOK, Jarren	1-0	05:38	5.6	1-4	.250	1-3	.333	0-0	.000	0	0	0	0.0	1	0	0	1	0	0	3	3.0
34	JACKSON, Cameron	4-0	23:48	6.0	2-8	.250	0-0	.000	0-1	.000	3	5	8	2.0	2	0	0	0	3	0	4	1.0
9	MIANAB, Zachariah	3-0	05:51	2.0	0-1	.000	0-1	.000	0-0	.000	0	2	2	0.7	0	0	1	0	0	1	0	0.0
Team											15	16	31				6					
Total		9	1800		249-543	.459	89-226	.394	134-180	.744	101	237	338	37.6	180	5	140	124	26	59	721	80.1
Opponents		9	1800		233-553	.421	60-176	.341	156-217	.719	103	214	317	35.2	161	4	125	106	35	67	682	75.8

Team Statistics

	UTA	OPP
Scoring	721	682
Points per game	80.1	75.8
Scoring margin	+4.3	-
Field goals-att	249-543	233-553
Field goal pct	.459	.421
3 point fg-att	89-226	60-176
3-point FG pct	.394	.341
3-pt FG made per game	9.9	6.7
Free throws-att	134-180	156-217
Free throw pct	.744	.719
F-Throws made per game	14.9	17.3
Rebounds	338	317
Rebounds per game	37.6	35.2
Rebounding margin	+2.3	-
Assists	140	125
Assists per game	15.6	13.9
Turnovers	124	106
Turnovers per game	13.8	11.8
Turnover margin	-2.0	-
Assist/turnover ratio	1.1	1.2
Steals	59	67
Steals per game	6.6	7.4
Blocks	26	35
Blocks per game	2.9	3.9
Winning streak	1	-
Home win streak	1	-
Attendance	5365	5644
Home games-Avg/Game	3-1788	3-1881
Neutral site-Avg/Game	-	3-178

Team Results

Date	Opponent		Score	Att.
11/04/2024	North Texas-Dallas	W	90-55	1001
11/09/2024	Louisiana Tech	L	77-92	3195
11/13/2024	at Southern California	L	95-98	2519
11/15/2024	Texas Col.	W	95-69	1169
11/19/2024	at Missouri St.	L	68-78	2178
11/26/2024	vs Murray St.	L	66-79	121
11/27/2024	vs Austin Peay	W	68-58	276
11/28/2024	vs Rhode Island	L	78-83	136
12/02/2024	at ULM	W	84-70	947



2024-25 UT Arlington Men's Basketball Season/Career Statistics All games

Summary

Player	Season Statistics										Career Statistics									
	GP-GS	MIN/G	FG%	3FG%	FT%	R/G	A/G	STL	BLK	PTS/G	GP-GS	MIN/G	FG%	3FG%	FT%	R/G	A/G	STL	BLK	PTS/G
BURFORD, Darius	9-5	29.3	.450	.294	.647	5.8	2.2	9	1	9.8	113-95	28.7	.459	.314	.758	3.7	2.2	136	19	12.1
COOK, Jarren	1-0	5.6	.250	.333	.000	0.0	0.0	0	0	3.0	60-0	13.3	.388	.366	.708	1.2	0.5	22	6	5.5
DOUGLAS, Kade	8-2	16.7	.321	.316	1.000	1.9	2.0	2	0	4.3	31-3	14.9	.333	.323	.833	1.5	1.2	5	1	5.2
ELLINGSWORTH, Jaxon	9-0	17.9	.564	.471	.760	4.1	0.6	5	5	9.9	14-0	12.6	.561	.444	.760	2.9	0.4	5	5	6.5
HUPSTEAD, Troy	9-4	12.4	.556	.455	.692	3.6	0.6	3	1	6.0	66-29	17.2	.469	.324	.713	5.2	0.7	30	22	8.4
JACKSON, Cameron	4-0	6.0	.250	.000	.000	2.0	0.0	0	3	1.0	4-0	6.0	.250	.000	.000	2.0	0.0	0	3	1.0
MIANAB, Zachariah	3-0	2.0	.000	.000	.000	0.7	0.3	1	0	0.0	3-0	2.0	.000	.000	.000	0.7	0.3	1	0	0.0
ROBINSON, Brody	9-8	26.5	.352	.419	.889	2.4	3.4	4	1	8.3	42-10	14.3	.405	.398	.862	1.3	1.7	19	1	5.0
SEAMSTER, Raysean	9-9	23.7	.583	.333	.528	3.9	2.0	9	5	11.9	9-9	23.7	.583	.333	.528	3.9	2.0	9	5	11.9
SMITH, Diante	5-3	17.2	.364	.385	.800	4.0	2.0	2	1	5.0	102-47	23.6	.389	.357	.724	3.9	1.5	104	31	8.0
TALBOT, Brandyn	9-1	18.1	.425	.433	.667	1.9	1.3	5	0	5.7	106-17	14.8	.372	.356	.776	1.4	1.2	26	8	4.8
WARE, Lance	4-4	28.6	.500	.000	.885	7.3	1.0	5	8	14.8	114-13	10.2	.541	.000	.565	2.4	0.4	32	53	2.1
WELLS, Jaden	9-9	31.1	.430	.408	.786	4.2	2.0	14	1	14.7	126-121	31.2	.424	.391	.893	4.5	1.5	193	9	16.0

Scoring

Player	Season Statistics								Career Statistics							
	FG-FGA	FG%	3FG-3FGA	3FG%	FT-FTA	FT%	PTS	PTS/G	FG-FGA	FG%	3FG-3FGA	3FG%	FT-FTA	FT%	PTS	PTS/G
BURFORD, Darius	36-80	.450	5-17	.294	11-17	.647	88	9.8	538-1173	.459	88-280	.314	204-269	.758	1368	12.1
COOK, Jarren	1-4	.250	1-3	.333	0-0	.000	3	3.0	113-291	.388	86-235	.366	17-24	.708	329	5.5
DOUGLAS, Kade	9-28	.321	6-19	.316	10-10	1.000	34	4.3	50-150	.333	41-127	.323	20-24	.833	161	5.2
ELLINGSWORTH, Jaxon	31-55	.564	8-17	.471	19-25	.760	89	9.9	32-57	.561	8-18	.444	19-25	.760	91	6.5
HUPSTEAD, Troy	20-36	.556	5-11	.455	9-13	.692	54	6.0	204-435	.469	34-105	.324	114-160	.713	556	8.4
JACKSON, Cameron	2-8	.250	0-0	.000	0-1	.000	4	1.0	2-8	.250	0-0	.000	0-1	.000	4	1.0
MIANAB, Zachariah	0-1	.000	0-1	.000	0-0	.000	0	0.0	0-1	.000	0-1	.000	0-0	.000	0	0.0
ROBINSON, Brody	19-54	.352	13-31	.419	24-27	.889	75	8.3	62-153	.405	37-93	.398	50-58	.862	211	5.0
SEAMSTER, Raysean	42-72	.583	4-12	.333	19-36	.528	107	11.9	42-72	.583	4-12	.333	19-36	.528	107	11.9
SMITH, Diante	8-22	.364	5-13	.385	4-5	.800	25	5.0	280-720	.389	143-401	.357	118-163	.724	821	8.0
TALBOT, Brandyn	17-40	.425	13-30	.433	4-6	.667	51	5.7	170-457	.372	124-348	.356	45-58	.776	509	4.8
WARE, Lance	18-36	.500	0-1	.000	23-26	.885	59	14.8	86-159	.541	0-2	.000	65-115	.565	237	2.1
WELLS, Jaden	46-107	.430	29-71	.408	11-14	.786	132	14.7	641-1511	.424	337-862	.391	393-440	.893	2012	16.0

Totals

Player	Season Statistics									Career Statistics								
	O-REB	D-REB	TOTAL	PF	FO	A	TO	A/TO	O-REB	D-REB	TOTAL	PF	FO	A	TO	A/TO		
BURFORD, Darius	7	45	52	23	1	20	12	1.7	65	348	413	249	3	250	211	1.2		
COOK, Jarren	0	0	0	1	0	0	1	0.0	11	62	73	57	0	27	32	0.8		
DOUGLAS, Kade	3	12	15	13	0	16	5	3.2	10	36	46	42	0	38	26	1.5		
ELLINGSWORTH, Jaxon	14	23	37	21	0	5	7	0.7	15	25	40	26	0	5	7	0.7		
HUPSTEAD, Troy	11	21	32	22	1	5	9	0.6	112	234	346	161	6	43	99	0.4		
JACKSON, Cameron	3	5	8	2	0	0	0	0.0	3	5	8	2	0	0	0	0.0		
MIANAB, Zachariah	0	2	2	0	0	1	0	0.0	0	2	2	0	0	1	0	0.0		
ROBINSON, Brody	3	19	22	16	0	31	12	2.6	7	48	55	52	0	73	38	1.9		
SEAMSTER, Raysean	10	25	35	22	0	18	27	0.7	10	25	35	22	0	18	27	0.7		
SMITH, Diante	8	12	20	8	1	10	9	1.1	92	301	393	186	5	155	155	1.0		
TALBOT, Brandyn	6	11	17	17	0	12	7	1.7	29	118	147	113	1	127	83	1.5		
WARE, Lance	11	18	29	12	0	4	12	0.3	93	184	277	172	2	49	79	0.6		
WELLS, Jaden	10	28	38	23	2	18	17	1.1	105	468	573	234	3	189	176	1.1		



2024-25 UT Arlington Men's Basketball
Points-rebounds-assists
All games

Opponent	Date	Score	1	2	3	5	6	7	8	9	12	13	22
			WELLS, JADE	SEAMSTER, R	DOUGLAS, KA	SMITH, DIAN	WARE, LANCE	TALBOT, BRA	HUPSTEAD, T	MIANAB, ZAC	BURFORD, DA	COOK, JARRE	ELLINGSWOR
North Texas-Dallas	11/04/2024	90-55 W	22-4-1	19-5-5	DNP	11-6-1	DNP	6-3-3	9-11-1	0-1-0	9-2-1	DNP	10-3-0
Louisiana Tech	11/09/2024	77-92 L	17-3-3	14-5-3	3-1-0	10-7-3	DNP	0-2-2	20-7-2	DNP	8-2-2	DNP	3-1-0
at Southern California	11/13/2024	95-98 L	27-5-5	15-2-2	12-4-8	0-1-2	DNP	3-3-3	0-0-0	DNP	9-7-0	DNP	19-3-2
Texas Col.	11/15/2024	95-69 W	16-4-4	3-4-4	2-4-4	4-1-0	DNP	15-5-1	12-5-1	0-1-1	12-7-3	DNP	13-5-0
at Missouri St.	11/19/2024	68-78 L	6-2-2	14-6-1	4-3-1	DNP	DNP	6-0-0	0-0-1	DNP	14-9-0	DNP	19-6-0
vs Murray St.	11/26/2024	66-79 L	9-1-0	11-4-1	0-0-0	DNP	26-9-3	3-2-0	0-2-0	DNP	10-9-3	DNP	2-1-0
vs Austin Peay	11/27/2024	68-58 W	6-5-0	15-5-0	5-3-2	DNP	14-7-0	3-0-2	3-0-0	DNP	5-7-1	DNP	1-1-0
vs Rhode Island	11/28/2024	78-83 L	18-9-2	13-4-0	5-0-0	DNP	2-4-0	6-1-0	4-4-0	DNP	11-5-5	DNP	6-8-0
at ULM	12/02/2024	84-70 W	11-5-1	3-0-2	3-0-1	0-5-4	17-9-1	9-1-1	6-3-0	0-0-0	10-4-5	3-0-0	16-9-3

Opponent	Date	Score	34	55
			JACKSON, CA	ROBINSON, B
North Texas-Dallas	11/04/2024	90-55 W	0-3-0	4-4-4
Louisiana Tech	11/09/2024	77-92 L	DNP	2-0-5
at Southern California	11/13/2024	95-98 L	DNP	10-1-2
Texas Col.	11/15/2024	95-69 W	4-5-0	14-4-8
at Missouri St.	11/19/2024	68-78 L	0-0-0	5-3-4
vs Murray St.	11/26/2024	66-79 L	DNP	5-3-1
vs Austin Peay	11/27/2024	68-58 W	DNP	16-6-0
vs Rhode Island	11/28/2024	78-83 L	DNP	13-0-3
at ULM	12/02/2024	84-70 W	0-0-0	6-1-4



2024-25 UT Arlington Men's Basketball
Team Game-by-Game
All games

Opponent	Date	Score	Total		3-Pointers		Free throws		Rebounds				PF	A	TO	BLK	STL	PTS	AVG
			FG-FGA	PCT	3FG-3FGA	PCT	FT-FTA	PCT	OFF	DEF	TOT	AVG							
North Texas-Dallas	11/04/2024	90-55 W	33-71	.465	9-26	.346	15-21	.714	14	31	45	45.0	13	16	14	4	13	90	90.0
Louisiana Tech	11/09/2024	77-92 L	28-67	.418	9-32	.281	12-17	.706	18	17	35	40.0	21	20	11	1	3	77	83.5
at Southern California	11/13/2024	95-98 L	30-53	.566	16-24	.667	19-23	.826	3	24	27	35.7	26	24	16	0	5	95	87.3
Texas Col.	11/15/2024	95-69 W	32-62	.516	12-33	.364	19-23	.826	13	39	52	39.8	23	26	17	6	7	95	89.3
at Missouri St.	11/19/2024	68-78 L	25-48	.521	5-15	.333	13-19	.684	4	26	30	37.8	23	9	18	3	5	68	85.0
vs Murray St.	11/26/2024	66-79 L	25-61	.410	4-17	.235	12-20	.600	11	23	34	37.2	20	8	11	4	7	66	81.8
vs Austin Peay	11/27/2024	68-58 W	18-44	.409	9-17	.529	23-27	.852	7	31	38	37.3	12	5	13	3	2	68	79.9
vs Rhode Island	11/28/2024	78-83 L	28-71	.394	10-28	.357	12-16	.750	17	21	38	37.4	19	10	12	1	6	78	79.6
at ULM	12/02/2024	84-70 W	30-66	.455	15-34	.441	9-14	.643	14	25	39	37.6	23	22	12	4	11	84	80.1
Total		721	249-543	.459	89-226	.394	134-180	.744	101	237	338	37.6	180	140	124	26	59	721	80.1
Opponents		682	233-553	.421	60-176	.341	156-217	.719	103	214	317	35.2	161	125	106	35	67	682	75.8

UT Arlington Averages

Games Played	Points/game	FG Pct	3FG Pct	FT Pct	Rebounds/game	Assists/game	Turnovers/game	Assist/Turnover ratio	Steals/game	Blocks/game
--------------	-------------	--------	---------	--------	---------------	--------------	----------------	-----------------------	-------------	-------------



**2024-25 UT Arlington Men's Basketball
Season Schedule/Results & Leaders
All games**

Page 1/1
as of Dec 04, 2024

Game Records

Record	Overall	Home	Away	Neutral
ALL GAMES	4-5	2-1	1-2	1-2
CONFERENCE	0-0	0-0	0-0	0-0
NON-CONFERENCE	4-5	2-1	1-2	1-2

Team Results

Date	Opponent		Score	Att.	High Points	High Rebounds
11/04/2024	North Texas-Dallas	W	90-55	1001	(22) WELLS, Jaden	(11) HUPSTEAD, Troy
11/09/2024	Louisiana Tech	L	77-92	3195	(20) HUPSTEAD, Troy	(7) SMITH, Diante (7) HUPSTEAD, Troy
11/13/2024	at Southern California	L	95-98	2519	(27) WELLS, Jaden	(7) BURFORD, Darius
11/15/2024	Texas Col.	W	95-69	1169	(16) WELLS, Jaden	(7) BURFORD, Darius
11/19/2024	at Missouri St.	L	68-78	2178	(19) ELLINGSWORTH, Jaxon	(9) BURFORD, Darius
11/26/2024	vs Murray St.	L	66-79	121	(26) WARE, Lance	(9) WARE, Lance (9) BURFORD, Darius
11/27/2024	vs Austin Peay	W	68-58	276	(16) ROBINSON, Brody	(7) WARE, Lance (7) BURFORD, Darius
11/28/2024	vs Rhode Island	L	78-83	136	(18) WELLS, Jaden	(9) WELLS, Jaden
12/02/2024	at ULM	W	84-70	947	(17) WARE, Lance	(9) WARE, Lance (9) ELLINGSWORTH, Jaxon

Attendance Summary

	Games	Attend	Avg/Game
Home	3	5365	1788
Away	3	5644	1881
Neutral	3	533	178
Total	9	11542	1282

HOME-COURT ADVANTAGE

The College Park Center opened on Feb. 1, 2012, with the Mavs capping a men's and women's doubleheader with a 67-66 victory over UTSA in front of a then-school-record crowd of 6,228.

CPC ATTENDANCE HIGHS

1)	6,421	11/16/12	MBB vs. Oklahoma
2)	6,336	3/22/17	MBB vs. CSU Bakersfield (NIT)
3)	6,228	2/1/12	M/WBB vs. UTSA
4)	6,186	1/24/19	WBB vs. Georgia Southern
5)	6,105	12/3/15	MBB vs. North Texas
6)	5,714	1/16/20	WBB vs. Louisiana
7)	5,390	3/20/17	MBB vs. Akron (NIT)
8)	5,272	2/11/12	MBB vs. Texas State
9)	5,033	1/23/16	MBB vs. Little Rock
10)	5,011	2/9/17	WBB vs. Little Rock

UTA won its 100th all-time game at the College Park Center with a 62-57 victory over Troy on Jan. 1, 2022.

YEAR	RECORD	PERCENTAGE
2011-12	4-0	1.000
2012-13	7-8	.467
2013-14	9-5	.643
2014-15	9-5	.643
2015-16	13-2	.867
2016-17	14-1*	.933
2017-18	13-2	.867
2018-19	9-5	.643
2019-20	8-8	.500
2020-21	9-4	.692
2021-22	8-4	.667
2022-23	6-8	.429
2023-24	12-3	.800
2024-25	2-1	.667
TOTAL	123-56	.687

** Tied for the most home wins in single-season program history along with 2007-08. The only loss was a four-point setback to Cal State Bakersfield in the NIT Quarterfinals.*




ABOUT THE CPC

The Mavericks have called the beautiful College Park Center home since the 7,000 all chair-back seat multi-purpose arena opened in 2012. The \$78 million project broke ground on March 5, 2010, and opened less than two years later. The arena is part of a 20-acre section of campus known as the College Park District, which includes a residence hall, student apartments, a 4.62 acre park, restaurants and three parking garages. The arena features 4,055 lower bowl seats, in addition to a 2,800-square-foot hospitality suite. A distinctive feature is a center hung 4-sided LED score-board with an additional end zone LED display, ribbon displays and scorer's table. The lower concourse contains sports medicine facilities, two full-sized practice courts, a 2,500-sq-ft weight room, a press center, an academic support study center and coaches' office suites. In addition to UTA basketball and volleyball games, the facility hosts a variety of concerts, speaking engagements and other events. The WNBA's Dallas Wings also call College Park Center home during their season.



TEXAS HALL -- THE HOME BEFORE COLLEGE PARK CENTER



Prior to the College Park Center, the Mavs called Texas Hall home – which was one of most unique venues in all of college athletics. Opened on Oct. 18, 1965 – with the first-ever performer being Louis Armstrong – the initial basketball game was contested on Dec. 1 that same year against East Texas State.

The on-campus proscenium theater, which is still in use today, put the Mavs and their opponent on an elevated stage with 600 bench seats on the back of the stage and the remainder of the 4,200 capacity in theater-style seating on the other side of the court separated into a lower level and balcony section.

In 1997, Sports Illustrated named Texas Hall as “The Best Place In America To Watch College Basketball.” For the final 12 years in which games were played in Texas Hall, they were contested on the floor which was used at the 1999 Men's Final Four at Tropicana Field in St. Petersburg, Fla. **UTA accumulated a 351-222 (.613) all-time record on “The Stage” from 1965-2012.**

Head Coach KT TURNER

COACHING CAREER

2005-06: Panola College (Assistant)
 2006-07: Redlands CC (Assistant)
 2007-08: Northern Arizona (Assistant)
 2008-09: Cowley College (Assistant)
 2009-11: Hutchinson CC (Assistant)
 2011-12: Texas A&M-Corpus Christi (Assistant)
 2012-13: Wichita State (Assistant)
 2013-16: SMU (Assistant)
 2016-20: SMU (Associate)
 2020-21: Texas (Associate)
 2021-22: Oklahoma (Associate)
 2022-23: Kentucky (Assistant)
2023-: UT Arlington (Head Coach)

KT Turner was named the 10th full-time head coach in program history on March 17, 2023 and promptly led UTA to its first 20-win season since 2017-18. Turner, 46, was an assistant coach with Kentucky prior to his UTA appointment – hired by John Calipari to keep the Wildcats' Texas recruiting flowing – and that came on the heels of one season each as an associate head coach at Oklahoma and Texas.

Prior to his time in Austin, Turner spent seven years on the SMU sidelines from 2013-20, the last four of which were in an associate head coaching role. In 2012-13, Turner was an assistant coach for Wichita State, helping the Shockers post a 30-9 record and reach the Final Four – the first for the program since 1965.

In 2022-23 with UK, Turner helped guide the Wildcats to a record 60th NCAA Tournament appearance and another 20-win campaign.

OKLAHOMA & TEXAS

Turner was part of an Oklahoma program in 2021-22 under the guidance of first-year head coach Porter Moser that won 19 games and advanced to the NIT Second Round.

During his one year with Texas in 2020-21, the Longhorns amassed a 19-8 overall record, won the Big 12 Championship and earned a No. 3 seed in the NCAA Tournament. Turner was instrumental in the development of Kai Jones, who was named the Big 12 Sixth Man of the Year.

Turner also oversaw the Longhorns' defense, which led the Big 12 in field-goal percentage defense (40.8), 3-point percentage defense (31.7), rebounds (38.4) and defensive rebounding (27.6). Additionally, he served as the acting head coach for several games during the COVID-impacted campaign.

SMU

With SMU from 2013-20, the Mustangs accumulated a 160-71 record, won a pair of American Athletic Conference regular-season titles and two AAC Tournament championships. He also helped guide the Mustangs to two NCAA Tournament appearances (2015, 2017), the NIT Final (2014) and a national ranking in the Associated Press Top 25 in four of seven seasons, climbing as high as #8 in 2015-16. Turner spent three seasons under the tutelage of Basketball Hall of Fame Coach Larry Brown before working for Tim Jankovich during his final four years.

Three times a Mustang player earned AAC Player of the Year with Turner on staff (Nic Moore in 2014-15 and 2015-16, and Semi Ojeleye in 2016-17). SMU players garnered 15 all-AAC selections, which were the most by any school in the league during that time. Turner also helped coach three NBA Draft selections in Ojeleye, Sterling Brown and Shake Milton – the brother of former UTA Lady Mav Terryn Milton, who helped lead them to the 2022 NCAA Tournament.

WICHITA STATE

During Wichita State's Final Four in 2013, the No. 9-seeded Shockers defeated Pittsburgh in the First Round and No. 1 seed Gonzaga in the Second Round to reach the Sweet 16. Once there, the Shockers knocked off upstart La Salle and No. 2 seed Ohio State to advance to the semifinals.

PLAYING CAREER

In his first two years at Hutchinson Community College (1997-99), Turner earned all-conference honors while playing under Jankovich. Turner culminated his career at Oklahoma City for his senior campaign in 2001-02, helping the Stars claim the Sooner Athletic Conference regular-season and tournament titles and advance to the NAIA quarterfinals. After earning his degree in criminal justice from Oklahoma City in 2003, Turner had a brief playing career in Italy before getting into coaching.

PERSONAL

A Cincinnati native who grew up in Manhattan, Kan., and graduated from Manhattan High School, Turner and his wife, Cassaundra, have three children: Kelis (pronounced: kuh-LEASE), Kenny and Kendra.

Turner's late father, Ken, coached at Oklahoma State, Kansas State, Cincinnati, Mississippi, South Alabama and Ohio State, in addition to stops at both the junior college and NAIA levels.



UTA HEAD COACHING HISTORY

Coach	Years	W	L	Pct.
Tom Tinker	1959-66	54	113	.323
Barry Dowd	1966-76	90	168	.349
Bob "Snake" LeGrand	1976-87	122	184	.399
Jerry Stone	1987-88	7	22	.241
Mark Nixon	1988-92	56	59	.487
Eddie McCarter	1992-06	179	211	.459
Scott Cross	2006-18	225	161	.584
Chris Ogden	2018-21	44	47	.484
Greg Young*	2021-23	20	34	.370
Royce "Snoop" Johnson^	2023	2	5	.286
KT Turner	2023-	24	19	.548
TOTAL		823	1023	.446

*Young Relieved Of His Duties On Feb. 10 With Six Regular-Season Games Remaining

^Johnson Named Interim Head Coach On Feb. 10, Finished The 2022-23 Season In That Role

1



JADEN WELLS

HURST, TEXAS

GR. | G | 6-2 | 172

UTA UTA ARLINGTON MEN'S BASKETBALL



Previous Schools: Central Oklahoma | High School: L.D. Bell HS

MISCELLANEOUS (DI)

PLAYER BIO

	Season	Career
Double-Figure Points	6	6
20+ Points	2	2
Double-Doubles	0	0
5+ Rebounds	3	3
3+ Offensive Rebounds	1	1

CAREER OVERVIEW

A Hurst native and D-2 All American, Wells has spent the last four seasons at Division II Central Oklahoma, where he had a stellar career for the Bronchos. During his four seasons, Wells never averaged below 10 points per game while finishing with 1880 career points, which has him third all-time in the Central Oklahoma record books while being first in program history with 308 three-pointers made. Played in 117 games, making 112 starts while only missing one game in his four-year career.

During his time at Central Oklahoma, Wells shot an impressive 42.4-percent from the field, 38.9-percent from deep and 89.7-percent from the free throw line in his four seasons in a Broncho's uniform. He corralled 535 career rebounds, dished out 171 assists and had 179 steals during his time in Edmond.

2023-24

During his junior season, played and started in all 31 games and averaged a career-high 21.5 points per game, shooting 41.2-percent from the floor, 34.6-percent from deep and 90.4-percent from the charity stripe. He averaged 4.2 rebounds per game and 1.7 assists per game. Wells cleaned up on awards during the season, earning Division II Conference Commissioner's Association All-American honors, First Team All-MIAA honors, First Team D2CCA All-Region honors and NABC All-District honors. His All-American honor was the first at Central Oklahoma since 2014.

Full Bio on GoMavs.com

CAREER STATS

2024-25 GAME LOG

SEASON	TEAM	GP-GS	MIN/AVG	Field Goals			3-Point		F-Throws		Rebounds				Scoring					
				FG-FGA	FG%	3FG-3FGA	3FG%	FT-FTA	FT%	OFF	DEF	TOT	AVG	PF	A	TO	BLK	STL	PTS	AVG
2020-21	CentOK	24-19	629/26.2	85-215	.395	59-158	.373	38-42	.905	26	68	94	3.9	48-0	29	21	0	34	267	11.1
2021-22	CentOK	31-31	1019/32.9	135-300	.450	86-206	.417	79-83	.952	21	149	170	5.5	55-1	51	29	4	34	435	14.0
2022-23	CentOK	31-31	984/31.8	168-386	.435	81-190	.426	95-113	.841	29	111	140	4.5	48-0	38	53	3	47	512	16.5
2023-24	CentOK	31-31	1018/32.8	207-503	.412	82-237	.346	170-188	.904	19	112	131	4.2	60-0	53	56	1	64	666	21.5
2024-25	UTA	9-9	280/31.1	46-107	.430	29-71	.408	11-14	.786	10	28	38	4.2	23-2	18	17	1	14	132	14.7
TOTAL FOR UTA	9-9	280/31.1	46-107	.430	29-71	.408	11-14	.786	10	28	38	4.2	23-2	18	17	1	14	132	14.7	

Single Game Highs

Statistic	Value
Points	38 at Rogers St. 02/22/24
Rebounds	11 at Mo. Southern St. 02/27/21, vs Southwestern Christ. 12/30/21
Assists	5 6 times
Steals	6 vs Tabor 12/11/23
Blocks	1 9 times
FG Made	11 at Mo. Southern St. 12/07/23, vs Newman 03/02/24
FG Attempts	26 vs Pittsburg St. 03/08/24, vs Newman 03/02/24
3FG Made	10 vs Kansas Christian 11/17/22
3FG Attempts	16 vs Southwestern Christ. 12/30/21
FT Made	18 at Rogers St. 02/22/24
FT Attempts	21 at Rogers St. 02/22/24

Opponent	Date	GS	MIN	Total		3-Pointers		Free throws		Rebounds				PF	A	TO	BLK	STL	PTS	AVG	
				FG-FGA	PCT	3FG-3FGA	PCT	FT-FTA	PCT	OFF	DEF	TOT	AVG								
North Texas-Dallas	11/04/2024	*	29:40	8-16	.500	3-11	.273	3-3	1.000	1	3	4	4.0	1	1	0	0	2	22	22.0	
Louisiana Tech	11/09/2024	*	31:04	6-14	.429	4-11	.364	1-2	.500	2	1	3	3.5	5	3	2	0	1	17	19.5	
at Southern California	11/13/2024	*	37:37	9-16	.563	7-10	.700	2-2	1.000	0	5	5	4.0	0	5	1	0	4	27	22.0	
Texas Col.	11/15/2024	*	19:23	6-12	.500	2-7	.286	2-2	1.000	2	2	4	4.0	2	4	3	1	0	16	20.5	
at Missouri St.	11/19/2024	*	31:30	2-8	.250	2-6	.333	0-1	.000	0	2	2	3.6	5	2	3	0	1	6	17.6	
vs Murray St.	11/26/2024	*	34:30	3-11	.273	2-7	.286	1-2	.500	0	1	1	3.2	2	0	1	0	1	9	16.2	
vs Austin Peay	11/27/2024	*	33:17	2-4	.500	2-2	1.000	0-0	.000	1	4	5	3.4	2	0	2	0	1	6	14.7	
vs Rhode Island	11/28/2024	*	36:06	6-16	.375	4-10	.400	2-2	1.000	2	7	9	4.1	3	2	4	0	2	18	15.1	
at ULM	12/02/2024	*	26:29	4-10	.400	3-7	.429	0-0	.000	2	3	5	4.2	3	1	1	0	2	11	14.7	
Totals			9	279:36	46-107	.430	29-71	.408	11-14	.786	10	28	38	4.2	23	18	17	1	14	132	14.7

Player Averages

Games Played	Minutes/ game	Points/ game	FG Pct	3FG Pct	FT Pct	Rebounds/ game	Assists/ game	Turnovers/ game	Assist/Turnover ratio	Steals/ game	Blocks/ game
9	31.1	14.7	43.0	40.8	78.6	4.2	2.0	1.9	1.1	1.6	0.1



2



RAYSEAN SEAMSTER

PORTLAND, OREGON

JR. | F | 6-8 | 200

UTA UTA ARKINGTON MEN'S BASKETBALL



Previous School: Eastern Arizona | High School: Roosevelt HS

MISCELLANEOUS

PLAYER BIO

	Season	Career
Double-Figure Points	7	7
20+ Points	0	0
Double-Doubles	0	0
5+ Rebounds	4	4
3+ Offensive Rebounds	0	0

CAREER OVERVIEW

Spent the past two seasons at Eastern Arizona.

2023-24

During the 2023-24 season, Seamster averaged 17.6 points per game in 32 starts, and was named to the 2023-24 All-ACCAC DI First Team, the 2023-24 All-Region DI First Team and MVP of the regional tournament and the All-Stars Shootout. He also earned NJCAA All-American Honorable Mention honors and played in the NJCAA All-Star Game.

2022-23

Named the DI Freshman of the Year for the 2022-23 season, while also being named to the 2022-23 All ACCAC Second Team and the 2022-23 DI First Team All-Region team after averaging 15.9 points per game in 29 games.

CAREER STATS

2024-25 GAME LOG

SEASON TEAM	GP-GS	MIN/AVG	Field Goals		3-Point		F-Throws		Rebounds				Scoring						
			FG-FGA	FG%	3FG-3FGA	3FG%	FT-FTA	FT%	OFF	DEF	TOT	AVG	PF	FO	A	TO	BLK	STL	PTS
2024-25 UTA	9-9	213/23.7	42-72	.583	4-12	.333	19-36	.528	10	25	35	3.9	22-0	18	27	5	9	107	11.9
TOTAL	9-9	213/23.7	42-72	.583	4-12	.333	19-36	.528	10	25	35	3.9	22-0	18	27	5	9	107	11.9

Single Game Highs

Statistic	Value
Points	19 vs North Texas-Dallas 11/04/24
Rebounds	6 at Missouri St. 11/19/24
Assists	5 vs North Texas-Dallas 11/04/24
Steals	3 vs Rhode Island 11/28/24
Blocks	2 at Missouri St. 11/19/24
FG Made	8 vs North Texas-Dallas 11/04/24
FG Attempts	12 vs Louisiana Tech 11/09/24
3FG Made	2 vs Austin Peay 11/27/24
3FG Attempts	3 at Missouri St. 11/19/24, vs Austin Peay 11/27/24
FT Made	4 vs Louisiana Tech 11/09/24
FT Attempts	6 vs Louisiana Tech 11/09/24, vs North Texas-Dallas 11/04/24

Opponent	Date	GS	MIN	Total		3-Pointers		Free throws		Rebounds			PF	A	TO	BLK	STL	PTS	AVG		
				FG-FGA	PCT	3FG-3FGA	PCT	FT-FTA	PCT	OFF	DEF	TOT								AVG	
North Texas-Dallas	11/04/2024	*	23:33	8-8	1.000	0-0	.000	3-6	.500	1	4	5	5.0	1	5	4	1	2	19	19.0	
Louisiana Tech	11/09/2024	*	22:31	5-12	.417	0-1	.000	4-6	.667	2	3	5	5.0	4	3	1	1	0	14	16.5	
at Southern California	11/13/2024	*	25:22	7-11	.636	0-1	.000	1-2	.500	1	1	2	4.0	4	2	6	0	0	15	16.0	
Texas Col.	11/15/2024	*	21:21	1-5	.200	0-1	.000	1-2	.500	1	3	4	4.0	3	4	2	1	0	3	12.8	
at Missouri St.	11/19/2024	*	25:14	5-7	.714	1-3	.333	3-3	1.000	2	4	6	4.4	2	1	8	2	1	14	13.0	
vs Murray St.	11/26/2024	*	30:23	5-6	.833	0-0	.000	1-4	.250	0	4	4	4.3	2	1	1	0	1	11	12.7	
vs Austin Peay	11/27/2024	*	28:52	5-11	.455	2-3	.667	3-4	.750	2	3	5	4.4	1	0	3	0	0	15	13.0	
vs Rhode Island	11/28/2024	*	29:11	5-7	.714	1-2	.500	2-5	.400	1	3	4	4.4	2	0	2	0	3	13	13.0	
at ULM	12/02/2024	*	10:58	1-5	.200	0-1	.000	1-4	.250	0	0	0	3.9	3	2	0	0	2	3	11.9	
Totals			9	213:26	42-72	.583	4-12	.333	19-36	.528	10	25	35	3.9	22	18	27	5	9	107	11.9

Player Averages

Games Played	Minutes/game	Points/game	FG Pct	3FG Pct	FT Pct	Rebounds/game	Assists/game	Turnovers/game	Assist/Turnover ratio	Steals/game	Blocks/game
9	23.7	11.9	58.3	33.3	52.8	3.9	2.0	3.0	0.7	1.0	0.6

3



KADE DOUGLAS

LANCASTER, TEXAS

SO. | G | 6-2 | 175

UTA UTA RLINGTON MEN'S BASKETBALL



High School: Lancaster HS

MISCELLANEOUS

PLAYER BIO

	Season	Career
Double-Figure Points	1	5
20+ Points	0	1
Double-Doubles	0	0
5+ Rebounds	0	1
5+ Assists	1	1

CAREER OVERVIEW

An impact maker in all phases, he was the first early signing period commitment of the 2023 Class which occurred in November of 2022 ... 3-star recruit by well-respected recruiting service 247Sports ... ranked as the #39 combo guard in the nation and the #31 overall recruit in Texas ... three-year letterwinner with Lancaster, just 30 minutes from UTA's campus.

AS A FRESHMAN (2023-24)

Averaged 5.5 points and 1.0 assists per game in 23 appearances, one of which was a start ... Scored a career-high 20 points on 7-13 shooting (six made 3-pointers) in a win over Alcorn on Nov. 22 ... Scored 18 points in his collegiate and UTA debut on Nov. 11 vs. UT Tyler ... Had four games in double figures ... Played a career-high 32 minutes at Texas on Jan. 1.

CAREER STATS

SEASON	TEAM	GP-GS	MIN	Field Goals		3-Point		F-Throws		Rebounds			Scoring							
				FG-FGA	FG%	3FG-3FGA	3FG%	FT-FTA	FT%	OFF	DEF	TOT	AVG	PP	FO	A	BLK	STL	PTS	AVG
2023-24	UTA	23-1	328/14.2	41-122	.336	35-108	.324	10-14	.714	7	24	31	1.3	29-0	22	21	1	3	127	5.5
2024-25	UTA	8-2	133/16.7	9-28	.321	6-19	.316	10-10	1.000	3	12	15	1.9	13-0	16	5	0	2	34	4.3
TOTAL		31-3	461/14.9	50-150	.333	41-127	.323	20-24	.833	10	36	46	1.5	42-0	38	26	1	5	161	5.2

Single Game Highs

Statistic	Value
Points	20 vs Alcorn 11/22/23
Rebounds	5 vs Alcorn 11/22/23
Assists	8 at Southern California 11/13/24
Steals	1 5 times
Blocks	1 vs Air Force 12/16/23
FG Made	7 vs Alcorn 11/22/23
FG Attempts	13 vs Alcorn 11/22/23
3FG Made	6 vs Alcorn 11/22/23
3FG Attempts	12 vs Alcorn 11/22/23
FT Made	4 at Southern California 11/13/24
FT Attempts	4 at SFA 01/06/24, at Southern California 11/13/24

2024-25 GAME LOG

Opponent	Date	GS	MIN	Total		3-Pointers		Free throws		Rebounds			PF	A	BLK	STL	PTS	AVG			
				FG-FGA	PCT	3FG-3FGA	PCT	FT-FTA	PCT	OFF	DEF	TOT							AVG		
Louisiana Tech	11/09/2024		10:50	1-5	.200	1-5	.200	0-0	.000	1	0	1	1.0	0	1	0	0	3	3.0		
at Southern California	11/13/2024		27:38	3-3	1.000	2-2	1.000	4-4	1.000	0	4	4	2.5	3	8	0	0	12	7.5		
Texas Col.	11/15/2024	*	25:51	1-5	.200	0-4	.000	0-0	.000	1	3	4	3.0	1	4	2	0	1	2	5.7	
at Missouri St.	11/19/2024	*	26:13	1-4	.250	0-0	.000	2-2	1.000	1	2	3	3.0	3	1	0	0	0	4	5.3	
vs Murray St.	11/26/2024		05:26	0-2	.000	0-2	.000	0-0	.000	0	0	0	2.4	2	0	2	0	1	0	4.2	
vs Austin Peay	11/27/2024		14:12	1-3	.333	1-2	.500	2-2	1.000	0	3	3	2.5	1	2	0	0	0	5	4.3	
vs Rhode Island	11/28/2024		13:09	1-2	.500	1-1	1.000	2-2	1.000	0	0	0	2.1	1	0	0	0	0	5	4.4	
at ULM	12/02/2024		10:03	1-4	.250	1-3	.333	0-0	.000	0	0	0	1.9	2	1	0	0	0	3	4.3	
Totals			2	133:21	9-28	.321	6-19	.316	10-10	1.000	3	12	15	1.9	13	16	5	0	2	34	4.3

Player Averages

Games Played	Minutes/game	Points/game	FG Pct	3FG Pct	FT Pct	Rebounds/game	Assists/game	Turnovers/game	Assist/Turnover ratio	Steals/game	Blocks/game
8	16.7	4.3	32.1	31.6	100.0	1.9	2.0	0.6	3.2	0.3	0.0



5



DIANTE SMITH

FORT WALTON BEACH, FLORIDA

GR. | F | 6-7 | 195

UTA UTA ARLINGTON
MEN'S BASKETBALL

Previous Schools: Nicholls / South Alabama / TCU | High School: Choctawhatchee HS

MISCELLANEOUS

PLAYER BIO

	Season	Career
Double-Figure Points	2	34
20+ Points	0	9
Double-Doubles	0	4
5+ Rebounds	3	37
3+ Offensive Rebounds	1	8

CAREER OVERVIEW

Smith has a wealth of D-1 experience, having spent the past season at Nicholls, two years at South Alabama and two more at TCU.

2023-24

During his lone season for the Colonels at Nicholls, Smith was named to the NABC All-District Second Team, All-Southland First Team, All-Louisiana First Team, Southland All-Tournament team and was named the Southland Conference Player of the Week two times (1/8/24 & 1/29/24) after appearing in 31 games, making 29 starts and averaging 16 points, 6.2 rebounds and 3 assists per game. His 16 points per game and 93 total assists led the team while his 192 total rebounds were second on the squad. Smith shot an impressive .421 from the floor, .394 from deep and .784 from the free throw line.

Full Bio on GoMavs.com

CAREER STATS

SEASON	TEAM	GP-GS	Field Goals			3-Point			F-Throws			Rebounds				Scoring					
			MIN	AVG	FG-FGA	FG%	3FG-3FGA	3FG%	FT-FTA	FT%	OFF	DEF	TOT	AVG	PF	PTS	AVG				
2019-20	TCU	31-5	405	13.1	26-103	.252	11-60	.183	14-27	.519	24	35	59	1.9	50-0	19	30	5	8	77	2.5
2020-21	TCU	4-0	29	7.3	3-7	.429	0-3	.000	0-0	.000	4	2	6	1.5	1-0	1	5	0	6	1.5	
2021-22	USA	31-10	839	27.1	74-187	.396	49-127	.386	20-29	.690	21	95	116	3.7	51-2	32	36	13	35	217	7.0
2023-24	NichSt	31-29	1048	33.8	169-401	.421	78-198	.394	80-102	.784	35	157	192	6.2	76-2	93	75	12	59	496	16.0
2024-25	UTA	5-3	86	17.2	8-22	.364	5-13	.385	4-5	.800	8	12	20	4.0	8-1	10	9	1	2	25	5.0
TOTAL FOR UTA		5-3	86	17.2	8-22	.364	5-13	.385	4-5	.800	8	12	20	4.0	8-1	10	9	1	2	25	5.0
TOTAL		102-47	2407	23.6	280-720	.389	143-401	.357	118-163	.724	92	301	393	3.9	186-5	155	155	31	104	821	8.0

Single Game Highs

Statistic	Value
Points	33 at McNeese 03/13/24
Rebounds	12 at Maryland 12/19/23
Assists	8 vs Lamar University 01/13/24
Steals	6 at South Alabama 11/16/23
Blocks	3 vs East Texas A&M 03/11/24
FG Made	11 at McNeese 03/02/24, at McNeese 03/13/24, at East Texas A&M 01/27/24
FG Attempts	23 at McNeese 03/02/24
3FG Made	7 at McNeese 03/02/24
3FG Attempts	15 at McNeese 03/02/24
FT Made	8 at UIW 01/22/24
FT Attempts	10 at UIW 01/22/24, vs A&M-Corpus Christi 03/12/24

2024-25 GAME LOG

Opponent	Date	GS	MIN	Total		3-Pointers		Free throws		Rebounds				PF		PTS		AVG			
				FG-FGA	PCT	3FG-3FGA	PCT	FT-FTA	PCT	OFF	DEF	TOT	AVG	A	TO	BLK	STL		PTS		
North Texas-Dallas	11/04/2024	*	23:00	4-7	.571	3-4	.750	0-1	.000	2	4	6	6.0	1	1	0	0	2	11	11.0	
Louisiana Tech	11/09/2024	*	34:46	4-9	.444	2-6	.333	0-0	.000	5	2	7	6.5	1	3	4	0	0	10	10.5	
at Southern California	11/13/2024	*	08:44	0-1	.000	0-0	.000	0-0	.000	0	1	1	4.7	5	2	2	0	0	0	7.0	
Texas Col.	11/15/2024		07:04	0-1	.000	0-1	.000	4-4	1.000	0	1	1	3.8	0	0	1	0	0	4	6.3	
at ULM	12/02/2024		12:36	0-4	.000	0-2	.000	0-0	.000	1	4	5	4.0	1	4	2	1	0	0	5.0	
Totals			3	86:10	8-22	.364	5-13	.385	4-5	.800	8	12	20	4.0	8	10	9	1	2	25	5.0

Player Averages

Games Played	Minutes/ game	Points/ game	FG Pct	3FG Pct	FT Pct	Rebounds/ game	Assists/ game	Turnovers/ game	Assist/Turnover ratio	Steals/ game	Blocks/ game
5	17.2	5.0	36.4	38.5	80.0	4.0	2.0	1.8	1.1	0.4	0.2

6



LANCE WARE

BURLINGTON, NEW JERSEY

GR. | F/C | 6-10 | 220

UTA UT ARLINGTON MEN'S BASKETBALL



Previous Schools: Villanova / Kentucky | High School: Camden HS

MISCELLANEOUS

PLAYER BIO

	Season	Career
Double-Figure Points	3	4
20+ Points	1	1
Double-Doubles	0	0
5+ Rebounds	3	14
3+ Offensive Rebounds	2	10

CAREER OVERVIEW

Lance Ware, a transfer from Villanova, has joined Head Coach KT Turner and the UT Arlington men's basketball program for the 2024-25 season. It's a reunion for coach Turner and Ware, as the pair were at Kentucky during the 2022-23 season.

2023-24

Ware appeared in 33 games as a reserve, averaging 10.5 minutes per contest and connected on .483 percent of his field goal attempts during his lone season at Villanova. During the postseason play at the National Invitational Tournament, Ware contributed two assists and two rebounds in six minutes and 32 seconds of action against VCU. During the Big East regular season, Ware added four points and four rebounds to a 75-47 win over Georgetown on February 27. In a win over Butler, he collected five rebounds. Ware blocked three shots to go with six rebounds in a 68-50 win over Providence. He registered a season-high eight points to go with six rebounds in a win over DePaul. Contributed six points, two rebounds and a blocked shot in a win at DePaul on December 23. During non-conference play, his 19 minutes and 18 seconds at Kansas State on December 5 was a season-high while his seven rebounds on December 2 vs. Drexel were a season-high as well.

Full Bio on GoMavs.com

CAREER STATS

2024-25 GAME LOG

SEASON	TEAM	GP-GS	MIN/AVG	Field Goals		3-Point		F-Throws		Rebounds			Scoring							
				FG-FGA	FG%	3FG-3FGA	3FG%	FT-FTA	FT%	OFF	DEF	TOT	AVG	PP-FO	A	TO	BLK	STL	PTS	AVG
2020-21	UK	21-3	254/12.1	13-32	.406	0-0	.000	15-27	.556	24	39	63	3.0	41.1	8	19	11	6	41	2.0
2021-22	UK	28-0	175/6.2	16-24	.667	0-1	.000	10-23	.435	16	37	53	1.9	33.0	3	14	11	5	42	1.5
2022-23	UK	28-6	274/9.8	25-38	.658	0-0	.000	7-21	.333	21	34	55	2.0	35.0	17	17	10	8	57	2.0
2023-24	VU	33-0	346/10.5	14-29	.483	0-0	.000	10-18	.556	21	56	77	2.3	51.1	17	17	13	8	38	1.2
2024-25	UTA	4-4	115/28.6	18-36	.500	0-1	.000	23-26	.885	11	18	29	7.3	12.0	4	12	8	5	59	14.8
TOTAL FOR UTA		4-4	115/28.6	18-36	.500	0-1	.000	23-26	.885	11	18	29	7.3	12.0	4	12	8	5	59	14.8
TOTAL		114-13	1163/10.2	86-159	.541	0-2	.000	65-115	.565	93	184	277	2.4	172-2	49	79	53	32	237	2.1

Opponent	Date	GS	MIN	Total		3-Pointers		Free throws		Rebounds			PF	A	TO	BLK	STL	PTS	AVG	
				FG-FGA	PCT	3FG-3FGA	PCT	FT-FTA	PCT	OFF	DEF	TOT								AVG
vs Murray St.	11/26/2024	*	33:27	9-15	.600	0-0	.000	8-8	1.000	3	6	9	9.0	4	3	3	3	2	26	26.0
vs Austin Peay	11/27/2024	*	34:19	3-6	.500	0-0	.000	8-10	.800	2	5	7	8.0	2	0	2	3	0	14	20.0
vs Rhode Island	11/28/2024	*	17:18	1-5	.200	0-0	.000	0-0	.000	3	1	4	6.7	4	0	2	0	0	2	14.0
at ULM	12/02/2024	*	29:29	5-10	.500	0-1	.000	7-8	.875	3	6	9	7.3	2	1	5	2	3	17	14.8
Totals		4	114:33	18-36	.500	0-1	.000	23-26	.885	11	18	29	7.3	12	4	12	8	5	59	14.8

Single Game Highs


Statistic	Value
Points	26 vs Murray St. 11/26/24
Rebounds	13 at Mississippi St. 01/02/21
Assists	4 at Mississippi St. 01/02/21
Steals	4 vs Howard 11/07/22
Blocks	4 vs Duquesne 11/11/22
FG Made	9 vs Murray St. 11/26/24
FG Attempts	15 vs Murray St. 11/26/24
3FG Attempts	1 at South Carolina 02/08/22, at ULM 12/02/24
FT Made	8 vs Murray St. 11/26/24, vs Austin Peay 11/27/24
FT Attempts	10 vs Austin Peay 11/27/24

Player Averages

Games Played	Minutes/game	Points/game	FG Pct	3FG Pct	FT Pct	Rebounds/game	Assists/game	Turnovers/game	Assist/Turnover ratio	Steals/game	Blocks/game
4	28.6	14.8	50.0	0.0	88.5	7.3	1.0	3.0	0.3	1.3	2.0



7



BRANDYN TALBOT

TORONTO, ONTARIO

SR. | G | 6-4 | 181

UTA UTAHLINGTON MEN'S BASKETBALL



High School: Dream City Christian (Glendale, Ariz.)

MISCELLANEOUS

PLAYER BIO

	Season	Career
Double-Figure Points	1	17
20+ Points	0	0
Double-Doubles	0	0
5+ Rebounds	1	5
5+ Assists	0	5

CAREER OVERVIEW

Enters his senior season at UTA having made 97 career appearances for the Mavs...Has made 111 career 3-point field goals...Received an extra COVID year of eligibility for the 2020-21 season.

AS A JUNIOR (2023-24)

Averaged 5.7 points and 1.5 assists in 31 appearances, 12 of which were starts ... tied for third on the team with 42 3-pointers and was fifth in assists ... Scored in double figures on six occasions, including a season-high 14 points and four 3-pointers made in a win over Abilene Christian on Nov. 29 ... Hit a game-winning 3-pointer with four seconds remaining in an 84-84 game against Tarleton in the WAC Tournament semifinal on March 15.

Full Bio on GoMavs.com

CAREER STATS

2024-25 GAME LOG

SEASON/TEAM	GP-GS	MIN/AVG	Field Goals			3-Point		F-Throws		Rebounds				Scoring					
			FG-FGA	FG%	3FG-3FGA	3FG%	FT-FTA	FT%	OFF	DEF	TOT	AVG	PF-FO	A	TO	BLK	STL	PTS	AVG
2020-21 UTA	12-0	100/8.3	12-38	.316	8-28	.286	7-12	.583	0	15	15	1.3	11-0	7	12	1	1	39	3.3
2021-22 UTA	24-3	281/11.7	29-85	.341	23-73	.315	2-2	1.000	2	18	20	0.8	15-0	14	19	1	6	83	3.5
2022-23 UTA	30-1	475/15.8	52-147	.354	38-109	.349	17-18	.944	2	29	31	1.0	34-1	48	20	3	6	159	5.3
2023-24 UTA	31-12	546/17.6	60-147	.408	42-108	.389	15-20	.750	19	45	64	2.1	36-0	46	25	3	8	177	5.7
2024-25 UTA	9-1	163/18.1	17-40	.425	13-30	.433	4-6	.667	6	11	17	1.9	17-0	12	7	0	5	51	5.7
TOTAL	106-17	1564/14.8	170-457	.372	124-348	.356	45-58	.776	29	118	147	1.4	113-1	127	83	8	26	509	4.8

Single Game Highs

Statistic	Value
Points	15 4 times
Rebounds	8 vs Howard Payne 12/22/20
Assists	8 vs Utah Tech 02/25/23
Steals	2 4 times
Blocks	2 vs Howard Payne 11/28/22
FG Made	5 5 times
FG Attempts	11 at Ga. Southern 01/08/22, at Utah Valley 03/01/23
3FG Made	5 vs Utah Tech 02/25/23, vs Northern Ky. 11/22/22, vs Grand Canyon 03/07/23
3FG Attempts	8 10 times
FT Made	4 vs Hardin-Simmons 12/11/20, at San Francisco 12/19/22
FT Attempts	5 vs Dallas Christian 12/17/20

Opponent	Date	GS	MIN	Total		3-Pointers		Free throws		Rebounds				PF	A	TO	BLK	STL	PTS	AVG
				FG-FGA	PCT	3FG-3FGA	PCT	FT-FTA	PCT	OFF	DEF	TOT	AVG							
North Texas-Dallas	11/04/2024		27:23	2-9	.222	1-5	.200	1-2	.500	1	2	3	3.0	0	3	2	0	1	6	6.0
Louisiana Tech	11/09/2024		21:36	0-2	.000	0-2	.000	0-0	.000	2	0	2	2.5	3	2	0	0	1	0	3.0
at Southern California	11/13/2024		20:51	1-3	.333	1-3	.333	0-0	.000	0	3	3	2.7	3	3	1	0	0	3	3.0
Texas Col.	11/15/2024		25:45	4-8	.500	4-8	.500	3-4	.750	1	4	5	3.3	3	1	2	0	1	15	6.0
at Missouri St.	11/19/2024		18:28	3-3	1.000	0-0	.000	0-0	.000	0	0	0	2.6	3	0	1	0	2	6	6.0
vs Murray St.	11/26/2024		12:04	1-4	.250	1-3	.333	0-0	.000	1	1	2	2.5	1	0	0	0	0	3	5.5
vs Austin Peay	11/27/2024		12:21	1-3	.333	1-2	.500	0-0	.000	0	0	0	2.1	1	2	1	0	0	3	5.1
vs Rhode Island	11/28/2024		10:57	2-4	.500	2-3	.667	0-0	.000	1	0	1	2.0	1	0	0	0	0	6	5.3
at ULM	12/02/2024		13:27	3-4	.750	3-4	.750	0-0	.000	0	1	1	1.9	2	1	0	0	0	9	5.7
Totals			1:162:52	17-40	.425	13-30	.433	4-6	.667	6	11	17	1.9	17	12	7	0	5	51	5.7

Player Averages

Games Played	Minutes/game	Points/game	FG Pct	3FG Pct	FT Pct	Rebounds/game	Assists/game	Turnovers/game	Assist/Turnover ratio	Steals/game	Blocks/game
9	18.1	5.7	42.5	43.3	66.7	1.9	1.3	0.8	1.7	0.6	0.0

8



TROY HUPSTEAD

MOUNT VERNON, NEW YORK

SR. | F | 6-7 | 230

UTA UTA BASKETBALL



Previous Schools: Maryland Eastern Shore / Panola College | High School: Mount Vernon HS

MISCELLANEOUS

PLAYER BIO

Season Career

Double-Figure Points	3	26
20+ Points	1	7
Double-Doubles	0	7
5+ Rebounds	3	31
3+ Offensive Rebounds	1	16

CAREER OVERVIEW

Hupstead, the reigning MEAC Defensive Player of the Year, is a 6-7 forward who spent the past two seasons at the University of Maryland Eastern Shore where he appeared in 57 games.

2023-24

This past season was his best season, among the MEAC accolades, Hupstead led the Hawks in scoring with 13.3 points per game and 222 total rebounds for an average of 8.5 boards per game in 26 games, 25 of those were starts. Hupstead led the MEAC in rebounding while finishing eighth in scoring. He recorded seven double-doubles and six 20-point games on the season. Hupstead is the first UMES player to garner the Defensive Player of the Year award while also being the first major award recipient for the Hawks since the 2014-15 season.

Full Bio on GoMavs.com

CAREER STATS

SEASON	TEAM	GP-GS	MIN/AVG	Field Goals	3-Point	F-Throws	Rebounds	Scoring												
				FG-FGA	FG%	3FG-3FGA	3FG%	FT-FTA	FT%	OFF	DEF	TOT	AVG	PF-FO	A	TO	BLK	STL	PTS	AVG
2022-23	UMES	31-0	347/11.2	61-118	.517	8-30	.267	27-35	.771	31	61	92	3.0	62-1	10	33	6	11	157	5.1
2023-24	UMES	26-25	675/26.0	123-281	.438	21-64	.328	78-112	.696	70	152	222	8.5	77-4	28	57	15	16	345	13.3
2024-25	UTA	9-4	111/12.4	20-36	.556	5-11	.455	9-13	.692	11	21	32	3.6	22-1	5	9	1	3	54	6.0
TOTAL FOR UTA	9-4	111/12.4	20-36	.556	5-11	.455	9-13	.692	.11	21	32	3.6	22-1	5	9	1	3	54	6.0	
TOTAL	66-29	1133/17.2	204-435	.469	34-105	.324	114-160	.713	.112	234	346	5.2	161-6	43	99	22	30	556	8.4	

Single Game Highs

Statistic	Value
Points	27 at Delaware St. 01/20/24
Rebounds	15 vs Norfolk St. 02/05/24, vs Penn 11/18/23
Assists	3 vs Regent 02/02/23, at VCU 12/22/23, vs Morgan St. 01/06/24
Steals	3 at Morgan St. 02/17/24
Blocks	4 at Morgan St. 02/17/24
FG Made	10 at George Washington 12/30/23, at Delaware St. 01/20/24
FG Attempts	21 at George Washington 12/30/23
3FG Made	3 at Notre Dame 11/22/23, vs Coppin St. 02/19/24
3FG Attempts	6 at George Washington 12/30/23
FT Made	8 vs Norfolk St. 02/05/24
FT Attempts	9 at South Carolina St. 02/26/24

2024-25 GAME LOG

Opponent	Date	GS	MIN	Total FG-FGA	PCT	3FG-3FGA	PCT	Free throws FT-FTA	PCT	Rebounds OFF/DEF/TOT	AVG	PF	A	TO	BLK	STL	PTS	AVG		
North Texas-Dallas	11/04/2024	*	21:13	4-9	.444	0-1	.000	1-1	1.000	3	8	11	11.0	2	1	2	1	2	9	9.0
Louisiana Tech	11/09/2024	*	29:51	6-9	.667	2-3	.667	6-8	.750	2	5	7	9.0	4	2	1	0	1	20	14.5
at Southern California	11/13/2024	*	05:48	0-2	.000	0-1	.000	0-2	.000	0	0	0	6.0	3	0	1	0	0	0	9.7
Texas Col.	11/15/2024		09:29	5-5	1.000	1-1	1.000	1-1	1.000	2	3	5	5.8	5	1	3	0	0	12	10.3
at Missouri St.	11/19/2024	*	10:04	0-0	.000	0-0	.000	0-0	.000	0	0	0	4.6	3	1	1	0	0	0	8.2
vs Murray St.	11/26/2024		03:21	0-1	.000	0-0	.000	0-0	.000	1	1	2	4.2	1	0	0	0	0	0	6.8
vs Austin Peay	11/27/2024		07:48	1-1	1.000	1-1	1.000	0-0	.000	0	0	0	3.6	0	0	1	0	0	3	6.3
vs Rhode Island	11/28/2024		14:35	2-6	.333	0-2	.000	0-0	.000	2	2	4	3.6	1	0	0	0	0	4	6.0
at ULM	12/02/2024		09:06	2-3	.667	1-2	.500	1-1	1.000	1	2	3	3.6	3	0	0	0	0	6	6.0
Totals		4	111:15	20-36	.556	5-11	.455	9-13	.692	11	21	32	3.6	22	5	9	1	3	54	6.0

Player Averages

Games Played	Minutes/ game	Points/ game	FG Pct	3FG Pct	FT Pct	Rebounds/ game	Assists/ game	Turnovers/ game	Assist/Turnover ratio	Steals/ game	Blocks/ game
9	12.4	6.0	55.6	45.5	69.2	3.6	0.6	1.0	0.6	0.3	0.1



9



ZACHARIAH MIANAB

FRISCO, TEXAS

FR. | G | 6-0 | 175

UTA UTARLINGTON MEN'S BASKETBALL



High School: Kingdom Collegiate Academy

MISCELLANEOUS

PLAYER BIO

Season Career

Double-Figure Points	0	0
20+ Points	0	0
Double-Doubles	0	0
5+ Rebounds	0	0
3+ Offensive Rebounds	0	0

CAREER OVERVIEW

Joined the UTA program ahead of the 2024-25 season.

HIGH SCHOOL

A Frisco native, Mianab played his high school basketball at Kingdom Collegiate Academy, where he helped his team to a 15-7 overall record and 6-0 district finish in his senior season.

Full Bio on GoMavs.com

CAREER STATS

2024-25 GAME LOG

SEASON	TEAM	GP	GS	MIN	AVG	Field Goals				3-Point				F-Throws				Rebounds				Scoring			
						FG	FGA	FG%	3FG	3FGA	3FG%	FT	FTA	FT%	OFF	DEF	TOT	AVG	PF	FO	A	TO	BLK	STL	PTS
2024-25	UTA	3-0		6/2.0	0-1	.000	0-1	.000	0-0	.000	0	2	2	0.7	0-0	1	0	0	1	0	0	0.0			
TOTAL		3-0		6/2.0	0-1	.000	0-1	.000	0-0	.000	0	2	2	0.7	0-0	1	0	0	1	0	0	0.0			

Single Game Highs

Statistic	Value
Rebounds	1 vs North Texas-Dallas 11/04/24, vs Texas Col. 11/15/24
Assists	1 vs Texas Col. 11/15/24
Steals	1 vs North Texas-Dallas 11/04/24
FG Attempts	1 vs Texas Col. 11/15/24
3FG Attempts	1 vs Texas Col. 11/15/24

Opponent	Date	GS	MIN	Total		3-Pointers		Free throws		Rebounds				PF	A	TO	BLK	STL	PTS	AVG
				FG	FGA	PCT	3FG	3FGA	PCT	FT	FTA	PCT	OFF							
North Texas-Dallas	11/04/2024		01:36	0-0	.000	0-0	.000	0-0	.000	0	1	1	1.0	0	0	0	0	0	0	0.0
Texas Col.	11/15/2024		03:01	0-1	.000	0-1	.000	0-0	.000	0	1	1	1.0	0	1	0	0	0	0	0.0
at ULM	12/02/2024		01:14	0-0	.000	0-0	.000	0-0	.000	0	0	0	0.7	0	0	0	0	0	0.0	
Totals		0	05:51	0-1	.000	0-1	.000	0-0	.000	0	2	2	0.7	0	1	0	0	1	0	0.0

Player Averages

Games Played	Minutes/ game	Points/ game	FG Pct	3FG Pct	FT Pct	Rebounds/ game	Assists/ game	Turnovers/ game	Assist/Turnover ratio	Steals/ game	Blocks/ game
3	2.0	0.0	0.0	0.0	0.0	0.7	0.3	0.0	1.0	0.3	0.0

11



TUSCAN ONUOHA

SYDNEY, AUSTRALIA

JR. | F/C | 6-11 | 2500

UTA UT ARLINGTON MEN'S BASKETBALL



Previous Schools: Dodge City CC | High School: MacDuffie School (Granby, Massachusetts)

MISCELLANEOUS

	Season	Career
Double-Figure Points	--	--
20+ Points	--	--
Double-Doubles	--	--
5+ Rebounds	--	--
3+ Offensive Rebounds	--	--

PLAYER BIO

CAREER OVERVIEW

Onuoha spent the past two seasons at Dodge City Community College where he appeared in 33 games, making two starts for the Conquistadors.

2023-24

Missed all the 2023-24 season due to injury.

2022-23

During his freshman campaign, Onuoha averaged 13.2 minutes per game where he shot 48-percent from the floor on 49-for-102 shooting for an average of 3.5 points per game. He put up 114 points on the season while collecting 81 total rebounds for an average of 2.5 per game. Onuoha was fourth on the team in blocked shots with 12 on the year while also finishing with seven steals for the season.

Full Bio on GoMavs.com

12



DARIUS BURFORD

BOLINGBROOK, ILLINOIS

GR. | G | 6-3 | 165

UTA LUTHERAN MEN'S BASKETBALL



Previous Schools: Illinois State / Elon | High School: Bolingbrook HS

MISCELLANEOUS

PLAYER BIO

	Season	Career
Double-Figure Points	5	70
20+ Points	0	18
Double-Doubles	0	1
5+ Rebounds	5	29
5+ Assists	2	12

CAREER OVERVIEW

Burford joins UTA following two years at Illinois State. During his two seasons for the Redbirds, Burford appeared in 42 games, making 37 starts while averaging 13.5 points per game over his two seasons.

2023-24

Burford made 20 starts and averaged a team-high 12.8 points per contest. He shot .431 from the field while shooting .781 from the charity stripe for the year. Burford finished with 53 total rebounds, 32 assists, 23 steals and 2 blocks for the season.

Full Bio on GoMavs.com

CAREER STATS

SEASON	TEAM	GP-GS	MIN	Field Goals			3-Point		F-Throws		Rebounds				Scoring					
				FG-FGA	FG%	3FG-3FGA	3FG%	FT-FTA	FT%	OFF	DEF	TOT	AVG	PF	FO	A	TO	BLK	STL	PTS
2020-21	Elon	19-11	452/23.8	68-142	.479	14-39	.359	19-25	.760	11	51	62	3.3	28-0	25	14	2	27	169	8.9
2021-22	Elon	32-31	986/30.8	170-375	.453	28-76	.368	62-87	.713	14	118	132	4.1	75-1	97	76	4	47	430	13.4
2022-23	ILS	31-28	910/29.4	155-323	.480	27-81	.333	62-76	.816	20	94	114	3.7	80-0	76	73	10	30	399	12.9
2023-24	ILS	22-20	626/28.4	109-253	.431	14-67	.209	50-64	.781	13	40	53	2.4	43-1	32	36	2	23	282	12.8
2024-25	UTA	9-5	264/29.3	36-80	.450	5-17	.294	11-17	.647	7	45	52	5.8	23-1	20	12	1	9	88	9.8
TOTAL FOR UTA		9-5	264/29.3	36-80	.450	5-17	.294	11-17	.647	7	45	52	5.8	23-1	20	12	1	9	88	9.8
TOTAL		113-95	3238/28.7	538-1173	.459	88-280	.314	204-269	.758	65	348	413	3.7	249-3	250	211	19	136	1368	12.1

Single Game Highs

Statistic	Value
Points	31 vs Drexel 02/19/22
Rebounds	12 vs Bluefield Col. 11/14/21
Assists	8 at William & Mary 01/29/22
Steals	4 7 times
Blocks	1 19 times
FG Made	13 vs UNCW 02/03/22
FG Attempts	23 vs Drexel 02/19/22
3FG Made	4 vs James Madison 01/17/22
3FG Attempts	7 at James Madison 03/07/21, at Drake 02/22/23, vs Lourdes 11/06/23
FT Made	10 vs North Dakota St. 12/17/23
FT Attempts	12 vs North Dakota St. 12/17/23

2024-25 GAME LOG

Opponent	Date	GS	MIN	Total		3-Pointers		Free throws		Rebounds			PF	A	TO	BLK	STL	PTS	AVG	
				FG-FGA	PCT	3FG-3FGA	PCT	FT-FTA	PCT	OFF	DEF	TOT								AVG
North Texas-Dallas	11/04/2024		23:47	4-9	.444	0-1	.000	1-1	1.000	0	2	2	2.0	2	1	1	0	1	9	9.0
Louisiana Tech	11/09/2024		24:28	4-11	.364	0-2	.000	0-0	.000	0	2	2	2.0	2	2	0	0	0	8	8.5
at Southern California	11/13/2024		25:50	2-4	.500	0-0	.000	5-6	.833	0	7	7	3.7	2	0	1	0	0	9	8.7
Texas Col.	11/15/2024	*	31:19	5-6	.833	2-3	.667	0-0	.000	0	7	7	4.5	3	3	1	0	2	12	9.5
at Missouri St.	11/19/2024		29:12	6-9	.667	1-1	1.000	1-3	.333	0	9	9	5.4	1	0	3	0	1	14	10.4
vs Murray St.	11/26/2024	*	38:42	5-13	.385	0-1	.000	0-2	.000	3	6	9	6.0	2	3	1	1	1	10	10.3
vs Austin Peay	11/27/2024	*	32:11	1-7	.143	0-3	.000	3-3	1.000	0	7	7	6.1	4	1	2	0	1	5	9.6
vs Rhode Island	11/28/2024	*	30:14	5-13	.385	0-2	.000	1-2	.500	3	2	5	6.0	5	5	2	0	1	11	9.8
at ULM	12/02/2024	*	28:09	4-8	.500	2-4	.500	0-0	.000	1	3	4	5.8	2	5	1	0	2	10	9.8
Totals		5	263:52	36-80	.450	5-17	.294	11-17	.647	7	45	52	5.8	23	20	12	1	9	88	9.8

Player Averages

Games Played	Minutes/ game	Points/ game	FG Pct	3FG Pct	FT Pct	Rebounds/ game	Assists/ game	Turnovers/ game	Assist/Turnover ratio	Steals/ game	Blocks/ game
9	29.3	9.8	45.0	29.4	64.7	5.8	2.2	1.3	1.7	1.0	0.1

13



JARREN COOK

DALLAS, TEXAS

RJR. | G | 6-3 | 218

UTA UT ARLINGTON MEN'S BASKETBALL



Previous Schools: Midland College / Tyler JC / Sam Houston | High School: Newman Smith HS

MISCELLANEOUS

PLAYER BIO

	Season	Career
Double-Figure Points	--	12
20+ Points	--	0
Double-Doubles	--	0
5+ Rebounds	--	1
5+ Assists	--	0

CAREER OVERVIEW

Played at Sam Houston from 2020-2022 before transferring to Tyler JC, and then Midland College.

2023-24

At Midland, Cook appeared in 29 games while averaging 14.1 points per game while shooting 45 percent from the floor, 40 percent from beyond the arc, and 76 percent at the free throw line.

Full Bio on GoMavs.com

CAREER STATS

2024-25 GAME LOG

SEASON	TEAM	GP-GS	MIN	AVG	Field Goals	3-Point	F-Throws	Rebounds	Scoring												
					FG-FGA	3FG-3FGA	3FG%	FT-FTA	FT%	OFF	DEF	TOT	AVG	PF	FO	A	TO	BLK	STL	PTS	AVG
2020-21	SHSU	27-0	379	14.0	57-147	388	42-119	353	13-18	.722	6	33	39	1.4	32.0	17	19	3	15	169	6.3
2021-22	SHSU	32-0	416	13.0	55-140	393	43-113	381	4-6	.667	5	29	34	1.1	24.0	10	12	3	7	157	4.9
2024-25	UTA	1-0	6	5.6	1-4	.250	1-3	.333	0-0	.000	0	0	0	0.0	1.0	0	1	0	0	3	3.0
TOTAL FOR UTA	1-0	6	5.6	1-4	.250	1-3	.333	0-0	.000	0	0	0	0.0	1.0	0	1	0	0	0	3	3.0
TOTAL	60-0	801	13.3	113-291	.388	86-235	.366	17-24	.708	11	62	73	1.2	57-0	27	32	6	22	329	5.5	

Opponent	Date	GS	MIN	FG-FGA	PCT	3FG-3FGA	PCT	FT-FTA	PCT	OFF	DEF	TOT	AVG	PF	A	TO	BLK	STL	PTS	AVG
at ULM	12/02/2024	0	05:38	1-4	.250	1-3	.333	0-0	.000	0	0	0	0.0	1	0	1	0	0	3	3.0
Totals		0	05:38	1-4	.250	1-3	.333	0-0	.000	0	0	0	0.0	1	0	1	0	0	3	3.0

Player Averages

Games Played	Minutes/game	Points/game	FG Pct	3FG Pct	FT Pct	Rebounds/game	Assists/game	Turnovers/game	Assist/Turnover ratio	Steals/game	Blocks/game
1	5.6	3.0	25.0	33.3	0.0	0.0	0.0	1.0	0.0	0.0	0.0

Single Game Highs

Statistic	Value
Points	18 vs Central Ark. 02/13/21
Rebounds	5 at UTRGV 12/21/20
Assists	4 vs Rice 12/19/20
Steals	3 vs A&M-Corpus Christi 03/03/21
Blocks	1 6 times
FG Made	6 vs Central Ark. 02/13/21, vs Hardin-Simmons 12/18/21
FG Attempts	11 vs A&M-Corpus Christi 03/03/21, vs LeTourneau 11/10/21, vs Hardin-Simmons 12/18/21
3FG Made	5 vs Howard Payne 12/06/20
3FG Attempts	10 vs Howard Payne 12/06/20
FT Made	3 vs UTRGV 01/03/22
FT Attempts	4 vs UTRGV 01/03/22



22



JAXON ELLINGSWORTH

MOREHEAD CITY, NORTH CAROLINA

JR. | F | 6-9 | 220

UTA UTARLINGTON MEN'S BASKETBALL



Previous Schools: Florida Gulf Coast State College / East Carolina | High School: West Carteret HS

MISCELLANEOUS

PLAYER BIO

	Season	Career
Double-Figure Points	5	5
20+ Points	0	0
Double-Doubles	0	0
5+ Rebounds	4	4
3+ Offensive Rebounds	2	2

CAREER OVERVIEW

Ellingsworth, a 6-9 forward, most recently played at Gulf Coast State College and began his collegiate career at East Carolina.

2023-24

Spent the past season at Gulf Coast State College where he appeared in 25 games, making 23 starts and was named a First Team All-Panhandle Conference selection. On the season, Ellingsworth averaged 17 points, 5.4 rebounds and 1.3 assists per game while shooting 50.2-percent from the field and 86.8-percent from the free throw line. Ellingsworth was also named the FCSAA Player of the Week one time during the season.

Full Bio on GoMavs.com

CAREER STATS

SEASON	TEAM	GP-GS	MIN/AVG	Field Goals			3-Point		F-Throws		Rebounds			PF-FO			A TO BLK STL			Scoring		
				FG-FGA	FG%	3FG-3FGA	3FG%	FT-FTA	FT%	OFF	DEF	TOT	AVG	P	F	O	A	T	B	S	P	A
2022-23	ECU	5-0	15/3.0	1-2	.500	0-1	.000	0-0	.000	1	2	3	0.6	5-0	0	0	0	0	0	2	1	0.4
2024-25	UTA	9-0	161/17.9	31-55	.564	8-17	.471	19-25	.760	14	23	37	4.1	21-0	5	7	5	5	5	89	9.9	
TOTAL FOR UTA		9-0	161/17.9	31-55	.564	8-17	.471	19-25	.760	14	23	37	4.1	21-0	5	7	5	5	89	9.9		
TOTAL		14-0	176/12.6	32-57	.561	8-18	.444	19-25	.760	15	25	40	2.9	26-0	5	7	5	5	91	6.5		

Single Game Highs

Statistic	Value	
Points	19	at Southern California 11/13/24, at Missouri St. 11/19/24
Rebounds	9	at ULM 12/02/24
Assists	3	at ULM 12/02/24
Steals	1	5 times
Blocks	1	5 times
FG Made	7	at ULM 12/02/24
FG Attempts	11	at Missouri St. 11/19/24
3FG Made	4	at Southern California 11/13/24
3FG Attempts	5	at Southern California 11/13/24
FT Made	7	at Missouri St. 11/19/24
FT Attempts	10	at Missouri St. 11/19/24

2024-25 GAME LOG

Opponent	Date	GS	MIN	Total		3-Pointers		Free throws		Rebounds			PF			A TO BLK STL			PTS		
				FG-FGA	PCT	3FG-3FGA	PCT	FT-FTA	PCT	OFF	DEF	TOT	AVG	P	F	O	A	T	B	S	P
North Texas-Dallas	11/04/2024		14:59	2-4	.500	2-2	1.000	4-4	1.000	2	1	3	3.0	3	0	0	1	1	10	10.0	
Louisiana Tech	11/09/2024		07:56	1-1	1.000	0-0	.000	1-1	1.000	0	1	1	2.0	2	0	0	0	0	3	6.5	
at Southern California	11/13/2024		28:38	6-8	.750	4-5	.800	3-3	1.000	1	2	3	2.3	4	2	3	0	1	19	10.7	
Texas Col.	11/15/2024		15:05	5-8	.625	0-1	.000	3-4	.750	0	5	5	3.0	2	0	0	1	1	13	11.3	
at Missouri St.	11/19/2024		27:27	6-11	.545	0-2	.000	7-10	.700	11	5	6	3.6	2	0	2	1	0	19	12.8	
vs Murray St.	11/26/2024		11:53	1-4	.250	0-1	.000	0-0	.000	0	1	1	3.2	3	0	2	0	1	2	11.0	
vs Austin Peay	11/27/2024		05:47	0-1	.000	0-0	.000	1-2	.500	0	1	1	2.9	1	0	0	0	0	1	9.6	
vs Rhode Island	11/28/2024		22:56	3-9	.333	0-3	.000	0-0	.000	5	3	8	3.5	1	0	0	1	0	6	9.1	
at ULM	12/02/2024		26:23	7-9	.778	2-3	.667	0-1	.000	5	4	9	4.1	3	3	0	1	1	16	9.9	
Totals				0	161:03	31-55	.564	8-17	.471	19-25	.760	14	23	37	4.1	21	5	7	5	89	9.9

Player Averages

Games Played	Minutes/game	Points/game	FG Pct	3FG Pct	FT Pct	Rebounds/game	Assists/game	Turnovers/game	Assist/Turnover ratio	Steals/game	Blocks/game
9	17.9	9.9	56.4	47.1	76.0	4.1	0.6	0.8	0.7	0.6	0.6

23



JA'MONTI WRIGHT

LOUISVILLE, KENTUCKY

SO. | G | 5-11 | 190

UTA UT ARLINGTON MEN'S BASKETBALL



High School: Ballard HS

MISCELLANEOUS

	Season	Career
Double-Figure Points	--	--
20+ Points	--	--
Double-Doubles	--	--
5+ Rebounds	--	--
3+ Offensive Rebounds	--	--

PLAYER BIO

CAREER OVERVIEW

Joined UTA ahead of the 2024-25 season.

HIGH SCHOOL

Attended Ballard High School in Louisville, Kentucky

Full Bio on GoMavs.com



34



CAMERON JACKSON

PFLUGERVILLE, TEXAS

FR. | F | 6-8 | 231

UTA UT ARLINGTON MEN'S BASKETBALL



High School: Pflugerville HS

MISCELLANEOUS

PLAYER BIO

	Season	Career
Double-Figure Points	0	0
20+ Points	0	0
Double-Doubles	0	0
5+ Rebounds	1	1
3+ Offensive Rebounds	1	1

HIGH SCHOOL

A three-star recruit hailing from Central Texas, Jackson was ranked among the Top 25 prospects in Texas, among the Top 50 centers in his class, and among the top 300 prospects nationally according to 247Sports composite score. Jackson was District 12 6-A Offensive Player of the Year as team won both district championship and bi-district championship in earning second round playoff berth for first time in school history.

Full Bio on GoMavs.com

CAREER STATS

2024-25 GAME LOG

SEASON	TEAM	GP-GS	MIN	Field Goals		3-Point		F-Throws		Rebounds				Scoring						
				FG-FGA	FG%	3FG-3FGA	3FG%	FT-FTA	FT%	OFF	DEF	TOT	AVG	PF	FO	A	TO	BLK	STL	PTS
2024-25	UTA	4-0	24/6.0	2-8	.250	0-0	.000	0-1	.000	3	5	8	2.0	2-0	0	0	3	0	4	1.0
TOTAL		4-0	24/6.0	2-8	.250	0-0	.000	0-1	.000	3	5	8	2.0	2-0	0	0	3	0	4	1.0

Single Game Highs

Statistic	Value
Points	4 vs Texas Col. 11/15/24
Rebounds	5 vs Texas Col. 11/15/24
Blocks	2 vs Texas Col. 11/15/24
FG Made	2 vs Texas Col. 11/15/24

Opponent	Date	GS	MIN	Total		3-Pointers		Free throws		Rebounds				PF		A		TO		BLK		STL		PTS		AVG	
				FG-FGA	PCT	3FG-3FGA	PCT	FT-FTA	PCT	OFF	DEF	TOT	AVG	PF	A	TO	BLK	STL	PTS	AVG							
North Texas-Dallas	11/04/2024		10:14	0-3	.000	0-0	.000	0-0	.000	0	3	3	3.0	1	0	0	1	0	0	0	0	0	0	0	0	0	0.0
Texas Col.	11/15/2024		11:39	2-5	.400	0-0	.000	0-1	.000	3	2	5	4.0	1	0	0	2	0	4	2.0	0	0	0	4	2.0		
at Missouri St.	11/19/2024		00:07	0-0	.000	0-0	.000	0-0	.000	0	0	0	2.7	0	0	0	0	0	0	0	0	0	0	0	0	1.3	
at ULM	12/02/2024		01:48	0-0	.000	0-0	.000	0-0	.000	0	0	0	2.0	0	0	0	0	0	0	0	0	0	0	0	0	1.0	
Totals			0	23:48	2-8	.250	0-0	.000	0-1	.000	3	5	8	2.0	2	0	3	0	4	1.0							

Player Averages

Games Played	Minutes/game	Points/game	FG Pct	3FG Pct	FT Pct	Rebounds/game	Assists/game	Turnovers/game	Assist/Turnover ratio	Steals/game	Blocks/game
4	6.0	1.0	25.0	0.0	0.0	2.0	0.0	0.0	0.0	0.0	0.8

55



BRODY ROBINSON

HOUSTON, TEXAS

JR. | G 5-11 | 160

UTA UT ARLINGTON MEN'S BASKETBALL



Previous Schools: Garden City CC / Chattanooga | High School: Houston Christian

MISCELLANEOUS

PLAYER BIO

	Season	Career
Double-Figure Points	4	8
20+ Points	0	0
Double-Doubles	0	0
5+ Rebounds	1	2
5+ Assists	2	4

2023-24

Named Jayhawk Conference newcomer of the year after averaging 20.4 points per game in 32 games played while shooting .438 from the field and .373 from deep as well as .855 from the free throw line...20.4 points per game led the team which included a 44-point outburst against Pratt on January 31, which fell one point shy of tying the program record set back in 1972...Scored 20 or more points 18 times...207 free throws made set a single season program record which also led the nation while his .855 free throw percentage led the conference... Second in the conference in scoring...Averaged 8.4 assists per game which led the nation...On 13 separate occasions, Robinson dished out double-digit assists which included a school-record 17 against Bethany back on December 10...268 total assists set the single season school record.

Full Bio on GoMavs.com

CAREER STATS

2024-25 GAME LOG

ROBINSON, Brody

SEASON	TEAM	GP-GS	MIN/AVG	Field Goals		3-Point		F-Throws		Rebounds			Scoring							
				FG-FGA	FG%	3FG-3FGA	3FG%	FT-FTA	FT%	OFF	DEF	TOT	AVG	PF	FO	A	TO	BLK	STL	PTS
2022-23	UTC	33-2	364/11.0	43-99	.434	24-62	.387	26-31	.839	4	29	33	1.0	36-0	42	26	0	15	136	4.1
2024-25	UTA	9-8	239/26.5	19-54	.352	13-31	.419	24-27	.889	3	19	22	2.4	16-0	31	12	1	4	75	8.3
TOTAL FOR UTA	9-8	239/26.5	19-54	.352	13-31	.419	24-27	.889	3	19	22	2.4	16-0	31	12	1	4	75	8.3	
TOTAL	42-10	602/14.3	62-153	.405	37-93	.398	50-58	.862	7	48	55	1.3	52-0	73	38	1	19	211	5.0	

Single Game Highs

Statistic	Value
Points	16 vs Austin Peay 11/27/24
Rebounds	6 vs Johnson (TN) 12/10/22, vs Austin Peay 11/27/24
Assists	8 vs Texas Col. 11/15/24
Steals	3 vs Johnson (TN) 12/10/22
Blocks	1 vs Texas Col. 11/15/24
FG Made	4 6 times
FG Attempts	11 at Wofford 02/25/23
3FG Made	3 4 times
3FG Attempts	8 vs Johnson (TN) 12/10/22
FT Made	6 vs Austin Peay 11/27/24
FT Attempts	6 vs Austin Peay 11/27/24

Opponent	Date	GS	MIN	Total		3-Pointers		Free throws		Rebounds			PF	A	TO	BLK	STL	PTS	AVG		
				FG-FGA	PCT	3FG-3FGA	PCT	FT-FTA	PCT	OFF	DEF	TOT								AVG	
North Texas-Dallas	11/04/2024	*	24:35	1-6	.167	0-2	.000	2-3	.667	1	3	4	4.0	2	4	2	0	1	4	4.0	
Louisiana Tech	11/09/2024	*	16:58	1-4	.250	0-2	.000	0-0	.000	0	0	2.0	0	5	1	0	0	2	3.0		
at Southern California	11/13/2024	*	19:33	2-5	.400	2-2	1.000	4-4	1.000	0	1	1.7	2	2	1	0	0	10	5.3		
Texas Col.	11/15/2024	*	30:03	3-6	.500	3-6	.500	5-5	1.000	0	4	4	2.3	3	8	1	1	2	14	7.5	
at Missouri St.	11/19/2024	*	31:45	2-6	.333	1-3	.333	0-0	.000	0	3	3	2.4	4	4	0	0	5	7.0		
vs Murray St.	11/26/2024	*	30:14	1-5	.200	1-3	.333	2-4	.500	0	3	3	2.5	3	1	1	0	0	5	6.7	
vs Austin Peay	11/27/2024	*	31:13	4-8	.500	2-4	.500	6-6	1.000	1	5	6	3.0	0	2	0	0	16	8.0		
vs Rhode Island	11/28/2024	*	29:34	3-9	.333	2-5	.400	5-5	1.000	0	0	0	2.6	1	3	2	0	0	13	8.6	
at ULM	12/02/2024	*	24:40	2-5	.400	2-4	.500	0-0	.000	1	0	1	2.4	1	4	2	0	1	6	8.3	
Totals			8	238:35	19-54	.352	13-31	.419	24-27	.889	3	19	22	2.4	16	31	12	1	4	75	8.3

Player Averages

Games Played	Minutes/game	Points/game	FG Pct	3FG Pct	FT Pct	Rebounds/game	Assists/game	Turnovers/game	Assist/Turnover ratio	Steals/game	Blocks/game
9	26.5	8.3	35.2	41.9	88.9	2.4	3.4	1.3	2.6	0.4	0.1



UTA / OPPONENT PLAYER GAME HIGHS

UT Arlington - Individual Game Highs

POINTS	27	Jaden Wells at Southern California (11/13/2024)
	26	Lance Ware vs Murray St. (N) (11/26/2024)
	22	Jaden Wells vs North Texas-Dallas (11/04/2024)
	20	Troy Hupstead vs Louisiana Tech (11/09/2024)
	19	Jaxon Ellingsworth at Missouri St. (11/19/2024)
	19	Jaxon Ellingsworth at Southern California (11/13/2024)
	19	Raysean Seamster vs North Texas-Dallas (11/04/2024)
FIELD GOALS MADE	9	Lance Ware vs Murray St. (N) (11/26/2024)
	9	Jaden Wells at Southern California (11/13/2024)
FIELD GOAL ATTEMPTS	16	Jaden Wells vs Rhode Island (N) (11/28/2024)
	16	Jaden Wells at Southern California (11/13/2024)
	16	Jaden Wells vs North Texas-Dallas (11/04/2024)
FIELD GOAL PERCENTAGE (min 5 made)	1.000 (8-8)	Raysean Seamster vs North Texas-Dallas (11/04/2024)
	1.000 (5-5)	Troy Hupstead vs Texas Col. (11/15/2024)
3 PT FG MADE	7	Jaden Wells at Southern California (11/13/2024)
	4	Jaden Wells vs Rhode Island (N) (11/28/2024)
	4	Brandyn Talbot vs Texas Col. (11/15/2024)
	4	Jaxon Ellingsworth at Southern California (11/13/2024)
	4	Jaden Wells vs Louisiana Tech (11/09/2024)
3 PT FG ATTEMPTS	11	Jaden Wells vs Louisiana Tech (11/09/2024)
	11	Jaden Wells vs North Texas-Dallas (11/04/2024)
3 PT FG PERCENTAGE (min 2 made)	1.000 (2-2)	Jaden Wells vs Austin Peay (N) (11/27/2024)
	1.000 (2-2)	Brody Robinson at Southern California (11/13/2024)
	1.000 (2-2)	Kade Douglas at Southern California (11/13/2024)
	1.000 (2-2)	Jaxon Ellingsworth vs North Texas-Dallas (11/04/2024)
FREE THROWS MADE	8	Lance Ware vs Austin Peay (N) (11/27/2024)
	8	Lance Ware vs Murray St. (N) (11/26/2024)
FREE THROW ATTEMPTS	10	Lance Ware vs Austin Peay (N) (11/27/2024)
	10	Jaxon Ellingsworth at Missouri St. (11/19/2024)
FREE THROW PERCENTAGE (min 3 made)	1.000 (8-8)	Lance Ware vs Murray St. (N) (11/26/2024)
	1.000 (6-6)	Brody Robinson vs Austin Peay (N) (11/27/2024)
	1.000 (5-5)	Brody Robinson vs Rhode Island (N) (11/28/2024)
	1.000 (5-5)	Brody Robinson vs Texas Col. (11/15/2024)
	1.000 (4-4)	Diante Smith vs Texas Col. (11/15/2024)
	1.000 (4-4)	Brody Robinson at Southern California (11/13/2024)
	1.000 (4-4)	Kade Douglas at Southern California (11/13/2024)
	1.000 (4-4)	Jaxon Ellingsworth vs North Texas-Dallas (11/04/2024)
	1.000 (3-3)	Darius Burford vs Austin Peay (N) (11/27/2024)
	1.000 (3-3)	Raysean Seamster at Missouri St. (11/19/2024)
	1.000 (3-3)	Jaxon Ellingsworth at Southern California (11/13/2024)
	1.000 (3-3)	Jaden Wells vs North Texas-Dallas (11/04/2024)
REBOUNDS	11	Troy Hupstead vs North Texas-Dallas (11/04/2024)
	9	Lance Ware at ULM (12/02/2024)
	9	Jaxon Ellingsworth at ULM (12/02/2024)
	9	Jaden Wells vs Rhode Island (N) (11/28/2024)
	9	Lance Ware vs Murray St. (N) (11/26/2024)
	9	Darius Burford vs Murray St. (N) (11/26/2024)
	9	Darius Burford at Missouri St. (11/19/2024)
ASSISTS	8	Brody Robinson vs Texas Col. (11/15/2024)
	8	Kade Douglas at Southern California (11/13/2024)
STEALS	4	Jaden Wells at Southern California (11/13/2024)
	3	Lance Ware at ULM (12/02/2024)
	3	Raysean Seamster vs Rhode Island (N) (11/28/2024)
BLOCKED SHOTS	3	Lance Ware vs Austin Peay (N) (11/27/2024)
TURNOVERS	8	Raysean Seamster at Missouri St. (11/19/2024)
	6	Raysean Seamster at Southern California (11/13/2024)
FOULS	5	Darius Burford vs Rhode Island (N) (11/28/2024)
	5	Jaden Wells at Missouri St. (11/19/2024)
	5	Troy Hupstead vs Texas Col. (11/15/2024)
	5	Diante Smith at Southern California (11/13/2024)
	5	Jaden Wells vs Louisiana Tech (11/09/2024)

Opponent - Individual Game Highs

POINTS	28	Daniel Batcho vs Louisiana Tech (11/09/2024)
	26	Desmond Claude at Southern California (11/13/2024)
	23	Amaree Abram vs Louisiana Tech (11/09/2024)
	21	AJ Ferguson vs Murray St. (N) (11/26/2024)
	20	Tyrone Woods Jr. vs Texas Col. (11/15/2024)
FIELD GOALS MADE	10	Daniel Batcho vs Louisiana Tech (11/09/2024)
	9	Desmond Claude at Southern California (11/13/2024)
FIELD GOAL ATTEMPTS	17	Jalen Bolden at ULM (12/02/2024)
	17	Tyreece Watson at ULM (12/02/2024)
	17	Greg Crawford vs North Texas-Dallas (11/04/2024)
FIELD GOAL PERCENTAGE (min 5 made)	1.000 (5-5)	Jalen Hampton at Missouri St. (11/19/2024)
	833 (10-12)	Daniel Batcho vs Louisiana Tech (11/09/2024)
3 PT FG MADE	5	Amaree Abram vs Louisiana Tech (11/09/2024)
	3	Jacob Wilson at ULM (12/02/2024)
	3	David Green vs Rhode Island (N) (11/28/2024)
	3	Jamarques Lawrence vs Rhode Island (N) (11/28/2024)
	3	Anton Brookshire vs Austin Peay (N) (11/27/2024)
	3	Tyrone Woods Jr. vs Texas Col. (11/15/2024)
3 PT FG ATTEMPTS	9	Anton Brookshire vs Austin Peay (N) (11/27/2024)
	8	Tekao Carpenter vs Austin Peay (N) (11/27/2024)
	8	Amaree Abram vs Louisiana Tech (11/09/2024)
3 PT FG PERCENTAGE (min 2 made)	1.000 (3-3)	Tyrone Woods Jr. vs Texas Col. (11/15/2024)
	1.000 (2-2)	Vernon Johnson vs North Texas-Dallas (11/04/2024)
FREE THROWS MADE	8	AJ Ferguson vs Murray St. (N) (11/26/2024)
	8	Desmond Claude at Southern California (11/13/2024)
	8	Daniel Batcho vs Louisiana Tech (11/09/2024)
	8	William Jeffress vs Louisiana Tech (11/09/2024)
FREE THROW ATTEMPTS	10	Daniel Batcho vs Louisiana Tech (11/09/2024)
	10	William Jeffress vs Louisiana Tech (11/09/2024)
FREE THROW PERCENTAGE (min 3 made)	1.000 (6-6)	Zaxton King at Missouri St. (11/19/2024)
	1.000 (4-4)	Vincent Brady II at Missouri St. (11/19/2024)
REBOUNDS	12	Jalen Hampton at Missouri St. (11/19/2024)
	11	Jalen Bolden at ULM (12/02/2024)
ASSISTS	11	Sean Newman Jr. vs Louisiana Tech (11/09/2024)
	8	Desmond Claude at Southern California (11/13/2024)
STEALS	5	Kaden Cooper vs Louisiana Tech (11/09/2024)
	4	Jacob Keys vs Texas Col. (11/15/2024)
	4	Domonique Pery vs Texas Col. (11/15/2024)
BLOCKED SHOTS	4	KyeRon Lindsay vs Murray St. (N) (11/26/2024)
	3	Javonte Brown vs Rhode Island (N) (11/28/2024)
	3	Javar Daniel vs Austin Peay (N) (11/27/2024)
TURNOVERS	6	Jacob Wilson at ULM (12/02/2024)
	5	Jayden Johnson-Blair vs North Texas-Dallas (11/04/2024)
FOULS	5	David Green vs Rhode Island (N) (11/28/2024)
	5	Sebastian Thomas vs Rhode Island (N) (11/28/2024)
	5	Tate McCubbin vs Austin Peay (N) (11/27/2024)
	5	Quan Lax vs Austin Peay (N) (11/27/2024)

SINGLE-GAME INDIVIDUAL PROGRAM RECORDS

POINTS

Pts	Player	Opponent	Date
1. 44	Dink Ford	Texas Wesleyan	Dec. 28, 1964
2. 43	Steven Barber	at UTSA	Jan. 24, 2002
3. 41	Larry Moore	Centenary	Jan. 18, 1973
4. 39	Willie Brand	Prairie View A&M	Dec. 2, 1989
39	Jerry Janek	Texas Wesleyan	Dec. 29, 1962
6. 38	Erick Neal	Appalachian State	Feb. 1, 2018
38	Marquez Haynes	UTSA	Jan. 16, 2010
38	Steven Barber	Wichita State	Nov. 28, 2001
38	Mike Nau	Lamar	Feb. 14, 1967
10. 37	David Azore	at Little Rock	Jan. 22, 2022
37	Erick Neal	Appalachian State	Mar. 9, 2018
37	Reger Dowell	Western Kentucky	Mar. 1, 2014
37	Leonard Wilson	ULM	Mar. 6, 1993
37	Eric Gore	North Texas	Feb. 25, 1991
37	Bruce Tibbetts	at McMurry	Jan. 30, 1965
16. 36	David Azore	App State	Feb. 5, 2022
36	Marquez Haynes	vs. Texas A&M-Corpus Christi	Mar. 12, 2009
36	Keith Greene	McNeese State	Feb. 17, 2000
36	Sam Norton	at ULM	Mar. 5, 1984
36	Sam Norton	at Oral Roberts	Jan. 3, 1984
36	Eddie Stallings	Trinity	Feb. 1, 1969
36	Dink Ford	at Texas Wesleyan	Jan. 2, 1965
36	Bruce Tibbetts	at Texas Wesleyan	Jan. 2, 1965
36	John Reglin	at Texas Wesleyan	Jan. 25, 1964
25. 35	Erick Neal	at ULM	Feb. 15, 2018
35	Reger Dowell	Howard Payne	Nov. 13, 2014
35	Bobby Kenyon	Northwestern State	Feb. 27, 1992
35	Willie Brand	at Northwestern State	Feb. 16, 1991
35	Freddie Anderson	at North Texas	Jan. 14, 1976
35	Kenny Jenkins	at Denver	Jan. 10, 1976
35	Eddie Stallings	West Texas A&M	Jan. 2, 1969
35	Noel Roberts	Trinity	Jan. 5, 1963

FIELD GOALS MADE

FG	Player	Opponent	Date
1. 20	Larry Moore	Centenary	Jan. 18, 1973
2. 16	Cal Tate	Texas Wesleyan	Feb. 15, 1978
16	Ronnie Marsh	at Abilene Christian	Jan. 22, 1973
16	Mike Nau	Lamar	Feb. 14, 1967
16	Noel Roberts	Trinity	Dec. 28, 1962
6. 15	Robert Taylor	Texas Wesleyan	Dec. 17, 1996
15	Bobby Kenyon	Huston-Tillotson	Nov. 29, 1990
15	Sam Norton	ULM	Feb. 25, 1984
15	Sam Norton	at Arkansas State	Jan. 28, 1984
15	Eddie Stallings	Trinity	Feb. 1, 1969
15	Bruce Tibbetts	at McMurry	Jan. 30, 1965
12. 14	David Azore	App State	Feb. 5, 2022
14	Sam Norton	at Oral Roberts	Jan. 3, 1984
14	Cal Tate	Texas Wesleyan	Feb. 15, 1978
14	Freeman Sparks	at McNeese State	Feb. 23, 1976
14	Freddie Anderson	at Louisiana Tech	Feb. 2, 1976
14	Freddie Anderson	at North Texas	Jan. 14, 1976
14	Kenny Jenkins	at Denver	Jan. 10, 1976
14	David Payne	Houston	Feb. 26, 1970
14	Sherman Evans	Tennessee Tech	Dec. 15, 1968
14	Dink Ford	vs. Texas Wesleyan	Dec. 12, 1964

FIELD GOAL ATTEMPTS

FGA	Player	Opponent	Date
1. 30	Mike Nau	Texas Wesleyan	Dec. 4, 1965
30	Noel Roberts	Trinity	Jan. 5, 1963
3. 29	Miles Robertson	Pepperdine	Dec. 9, 1977
29	Larry Moore	Centenary	Jan. 18, 1973
29	Sherman Evans	at Lamar	Feb. 16, 1970
6. 28	David Azore	App State	Feb. 5, 2022
28	Eric Gore	University of Dallas	Dec. 8, 1990
28	Freddie Anderson	at Louisiana Tech	Feb. 2, 1976
9. 27	Marquez Haynes	North Texas	Nov. 18, 2009
27	Steven Barber	at Wichita State	Nov. 28, 2001
27	Robert Taylor	Texas Wesleyan	Dec. 17, 1996
27	Willie Brand	Sam Houston State	Jan. 11, 1990
27	Willie Brand	UTSA	Nov. 28, 1988
27	Sam Norton	at Oral Roberts	Jan. 3, 1984
15. 26	Cal Tate	Texas Wesleyan	Feb. 15, 1978
26	Ronnie Marsh	at Centenary	Feb. 5, 1973
26	Sherman Evans	Tennessee Tech	Dec. 15, 1969
26	Mike Nau	Lamar	Feb. 14, 1967

FIELD GOAL PERCENTAGE (Min. 5 Made)

Pct. (FG-A)	Player	Opponent	Date
1. 1.000 (10-10)	Jermaine Griffin	at Lamar	Feb. 14, 2008
1.000 (10-10)	Ike Mitchell	at Lamar	Jan. 18, 1986
1.000 (10-10)	Albert Culton	vs. Valpariso	Jan. 10, 1981
1.000 (9-9)	Erick Neal	at Rice	Nov. 29, 2015
1.000 (9-9)	Roger Shute	at TAMU-Kingsville	Jan. 19, 1976
1.000 (8-8)	Raysean Seamster	UNT Dallas	Nov. 4, 2024
1.000 (7-7)	K. Akobundu-Ehiogu	Lamar	Dec. 11, 2021
1.000 (7-7)	Jorge Bilbao	at Louisiana	Feb. 7, 2015
1.000 (7-7)	Jermaine Griffin	UT Tyler	Nov. 11, 2006
1.000 (7-7)	Steven Thomas	at New Mexico State	Nov. 26, 2004
1.000 (6-6)	Shemar Wilson	Mary Hardin-Baylor	Nov. 13, 2021
1.000 (6-6)	Andres Ibarguen	vs. Georgia Southern	Mar. 16, 2019
1.000 (6-6)	Johnny Hamilton	Rice	Nov. 29, 2017
1.000 (6-6)	Jordan Reves	Houston Baptist	Jan. 5, 2011
1.000 (6-6)	Keith Howell	UT Permian Basin	Dec. 5, 2003
1.000 (6-6)	Donald Harris	at Baylor	Nov. 21, 2001
1.000 (5-5)	Dwayne Koroma	vs. Tarleton State	Mar. 15, 2024
1.000 (5-5)	Dwayne Koroma	California Baptist	Mar. 7, 2024
1.000 (5-5)	K. Akobundu-Ehiogu	Mary Hardin-Baylor	Nov. 13, 2021
1.000 (5-5)	Lazaro Rojas	Howard Payne	Dec. 22, 2020
1.000 (5-5)	Jabari Narcis	at #8 Gonzaga	Nov. 19, 2019
1.000 (5-5)	Link Kabadyundi	at Alabama	Nov. 21, 2017
1.000 (5-5)	Kennedy Eubanks	at Georgia Southern	Feb. 4, 2016
1.000 (5-5)	Anthony Walker	at South Alabama	Mar. 8, 2014
1.000 (5-5)	Anthony Walker	at Oklahoma	Dec. 17, 2013
1.000 (5-5)	Vincent Dillard	Samford	Nov. 12, 2013
1.000 (5-5)	Brandon Edwards	Central Arkansas	Feb. 7, 2013
1.000 (5-5)	Anthony Vereen	vs. Schreiner	Nov. 26, 2007
1.000 (5-5)	Jermaine Griffin	vs. UC Riverside	Nov. 12, 2007
1.000 (5-5)	Jermaine Griffin	San Diego	Dec. 4, 2004
1.000 (5-5)	Bill Washington	at Arkansas State	Dec. 6, 1997
1.000 (5-5)	Jesse Kemp	Lamar	Jan. 22, 1976

3-POINTERS MADE

No.	Player	Opponent	Date
1. 9	Carson Bischoff	at Little Rock	Jan. 22, 2022
9	Erick Neal	at ULM	Feb. 15, 2018
9	Willie Brand	Northwestern State	Feb. 14, 1991
4. 8	Eric Gore	at Charleston Southern	Dec. 28, 1991
5. 7	Jaden Wells	at USC	Nov. 13, 2024
7	Phillip Russell	vs. Stephen F. Austin	Mar. 14, 2024
7	Erick Neal	Georgia State	Feb. 24, 2018
7	Kevin Hervey	at Louisiana	Mar. 4, 2017
7	Jamel Outler	vs. Houston Baptist	Nov. 22, 2014
7	Kevin Butler	at Idaho	Feb. 14, 2013
7	LaMarcus Reed III	at A&M-Corpus Christi	Mar. 2, 2011
7	Roge'r Guignard	at UTSA	Feb. 20, 2008
7	Roge'r Guignard	vs. Hardin-Simmons	Dec. 29, 2007
7	Brady Dawkins	at Nicholls	Feb. 23, 2006
7	Jabari Johnson	at ULM	Mar. 1, 2001
7	Jabari Johnson	McNeese State	Jan. 27, 2000
7	Ronald Smith	McNeese State	Feb. 13, 1993
7	Ronald Smith	Stephen F. Austin	Jan. 23, 1993
7	Darrell Harmon	UTSA	Jan. 2, 1992
7	Glover Cody	McNeese State	Feb. 21, 1991
7	Rodrick Ford	UT Pan American	Dec. 19, 1988
7	Rodrick Ford	at UT Pan American	Dec. 19, 1987

3-POINT ATTEMPTS

No.	Player	Opponent	Date
1. 17	Roge'r Guignard	at UTSA	Feb. 20, 2008
2. 16	Roge'r Guignard	at Texas Southern	Dec. 20, 2006
16	Robert Mays	Nicholls	Dec. 3, 1990
4. 15	Erick Neal	at South Alabama	Jan. 16, 2016
15	Reger Dowell	at Georgia State	Feb. 1, 2014
15	Jabari Johnson	McNeese State	Jan. 27, 2000
15	Leonard Wilson	at Northwestern State	Feb. 1, 1992
15	Bobby Kenyon	McNeese State	Feb. 21, 1991
15	Ronnie Pruitt	McNeese State	Feb. 21, 1991
10. 14	Erick Neal	at Georgia State	Jan. 25, 2018
14	Reger Dowell	Troy	Jan. 23, 2014
14	Ronald Smith	Stephen F. Austin	Jan. 23, 1993
14	Eric Gore	at Stephen F. Austin	Jan. 11, 1992
14	Eric Gore	at Charleston Southern	Dec. 28, 1991
14	Robert Mays	at New Mexico	Nov. 23, 1990
16. 13	Edric Dennis	at Coastal Carolina	Jan. 12, 2019
13	Kevin Hervey	Georgia State	Feb. 24, 2018
13	Brandon Long	at Houston Baptist	Nov. 29, 2008
13	Brandon Long	at Texas Southern	Dec. 20, 2006
13	Steven Barber	McNeese State	Jan. 27, 2000
13	Anthony Durham	McNeese State	Jan. 30, 1997
13	Willie Brand	Sam Houston State	Jan. 11, 1990
13	Willie Brand	UTSA	Nov. 28, 1988

3-POINT PERCENTAGE (Min. 5 Made)

Pct. (FG-A)	Player	Opponent	Date
1. 1.000 (7-7)	Kevin Butler	at Idaho	Feb. 14, 2013
1.000 (5-5)	David Azore	at Georgia Southern	Jan. 8, 2022
1.000 (5-5)	Jabari Narcis	at #8 Gonzaga	Nov. 19, 2019
1.000 (5-5)	Scott Cross	UTSA	Feb. 14, 1998



SINGLE-GAME INDIVIDUAL PROGRAM RECORDS

FREE THROWS MADE

No.	Player	Opponent	Date
1.	20 Paul Renfro	Louisiana	Feb. 19, 1979
2.	19 Eddie Stallings	West Texas A&M	Jan. 2, 1969
3.	18 Dink Ford	TAMU-Commerce	Dec. 12, 1964
4.	17 David Azore	at Little Rock	Jan. 22, 2022
	17 Jerry Janek	Texas Wesleyan	Dec. 29, 1962
6.	16 Steven Thomas	San Diego	Dec. 4, 2004
	16 Steven Thomas	at UTSA	Jan. 10, 2004
	16 Dink Ford	vs. Texas Wesleyan	Dec. 29, 1964
	16 Jerry Janek	vs. Texas Wesleyan	Dec. 29, 1962
10.	15 Edric Dennis	vs. Little Rock	Jan. 19, 2019
	15 Reger Dowell	Western Kentucky	Mar. 1, 2014
	15 Paul Renfro	McNeese State	Feb. 3, 1979
	15 Harvey Harris	Lamar	Dec. 18, 1962
14.	14 Scott Cross	Air Force	Dec. 22, 1997
	14 Eddie Stallings	at Texas Tech	Jan. 20, 1968
	14 Dink Ford	Angelo State	Feb. 8, 1966
	14 Jay Hawley	vs. Texas Wesleyan	Dec. 29, 1960
	14 LaMarcus Reed	at UTSA	Mar. 3, 2012

FREE THROW ATTEMPTS

No.	Player	Opponent	Date
1.	22 Eddie Stallings	West Texas A&M	Jan. 18, 1969
	22 Steven Thomas	ULM	Jan. 22, 2005
3.	21 David Azore	at Little Rock	Jan. 22, 2022
	21 Jerry Janek	Texas Wesleyan	Dec. 29, 1962
5.	20 Glover Cody	at Georgia State	Dec. 15, 1990
	20 Paul Renfro	Louisiana	Feb. 19, 1979
7.	19 Bruce Tibbetts	Austin College	Dec. 10, 1964
8.	18 Reger Dowell	Western Kentucky	Mar. 1, 2014
	18 Steven Thomas	Northwestern State	Jan. 12, 2005
	18 Steven Barber	at Sam Houston State	March 6, 2001
	18 Dink Ford	vs. Texas Wesleyan	Dec. 29, 1964

FREE THROW PERCENTAGE (Min. 10 Att.)

Pct. (FG-A)	Player	Opponent	Date
1. 1.000 (20-20)	Paul Renfro	at Louisiana	Feb. 19, 1979
1.000 (13-13)	Eddie Stallings	at Houston	Feb. 22, 1968
1.000 (12-12)	Jordan Reves	at McNeese State	Feb. 22, 2012
1.000 (12-12)	Derrick Obasohan	at Nicholls	Feb. 28, 2004
1.000 (12-12)	Brian Myers	at Northwestern State	Feb. 22, 1996
1.000 (12-12)	Paul Renfro	McNeese State	Jan. 28, 1980
1.000 (11-11)	Brandon Edwards	at South Alabama	Mar. 8, 2014
1.000 (11-11)	Rodrick Epps	at Texas State	Feb. 3, 2007
1.000 (11-11)	Keith Howell	at Northwestern State	Jan. 30, 2003
1.000 (11-11)	Melvin Polk	at TCU	Dec. 1, 1979
1.000 (11-11)	Paul Renfro	at Wichita State	Dec. 8, 1978
1.000 (11-11)	Mike Nau	vs. Austin College	Dec. 29, 1965
1.000 (10-10)	Rodrick Epps	at AMCC	Feb. 19, 2007
1.000 (10-10)	Reggie Brown	North Texas	Feb. 3, 1996
1.000 (10-10)	Keith Cornett	at Northwestern State	Feb. 4, 1995
1.000 (10-10)	Ricky Leggett	at Baylor	Dec. 16, 1980
1.000 (10-10)	Melvin Polk	at Baylor	Dec. 16, 1980

REBOUNDS

No.	Player	Opponent	Date
1.	24 Albert Culton	vs. Northeastern	Jan. 9, 1981
2.	23 Bruce Tibbetts	Austin College	Dec. 10, 1964
	23 Jerry Janek	vs. Texas Wesleyan	Dec. 29, 1962
4.	22 Jermaine Griffin	UT Permian Basin	Dec. 1, 2005
5.	21 Mike Nau	Texas Wesleyan	Dec. 4, 1965
	21 Mike Nau	Austin College	Dec. 13, 1966
	21 Bruce Tibbetts	at McMurry	Jan. 30, 1965
8.	20 Sam Norton	McNeese State	Feb. 11, 1984
	20 Mike Nau	Lamar	Feb. 14, 1967
	20 Sherman Evans	at Samford	Dec. 18, 1971
11.	20 Brandon Edwards	at Troy	Mar. 6, 2014
	19 Johnny McDowell	Sam Houston State	Jan. 21, 1993
	19 Donny Beachum	UT Pan American	Jan. 21, 2004
	19 John Reglin	Lamar	Feb. 14, 1967
	19 John Reglin	Lamar	Jan. 8, 1966
	19 Sam Norton	ULM	Feb. 2, 1984
	19 Sherman Evans	Arkansas	Dec. 13, 1970

OFFENSIVE REBOUNDS (Since 1983-84)

No.	Player	Opponent	Date
1.	12 Aaron Cash	UNT Dallas	Dec. 6, 2023
	12 Johnny McDowell	UTSA	Jan. 2, 1992
	12 Sam Norton	McNeese State	Feb. 11, 1984
4.	11 Eric Gore	University of Dallas	Dec. 8, 1990
	11 Sam Norton	Louisiana Tech	Mar. 1, 1984
	11 Sam Norton	at Oral Roberts	Jan. 3, 1984
7.	10 Eric Gore	at ULM	Feb. 16, 1991
	10 Michael Beasley	Morehead State	Jan. 3, 1989
9.	9 Johnny Hamilton	vs. Georgia State	Mar. 1, 2018
	9 Bill Washington	at Northwestern State	Feb. 18, 1999
	9 Bill Washington	at UTSA	Jan. 10, 1998
	9 Robert Taylor	Texas Wesleyan	Dec. 17, 1996
	9 Johnny McDowell	Sul Ross State	Dec. 4, 1992
	9 Johnny McDowell	at Northwestern State	Feb. 1, 1992
	9 Leonard Wilson	Nicholls	Dec. 3, 1990
	9 Bill Nygard	Huston-Tillotson	Nov. 29, 1990

DEFENSIVE REBOUNDS (Since 1983-84)

No.	Player	Opponent	Date
1.	14 Jermaine Griffin	UT Permian Basin	Dec. 1, 2005
	14 Robert Taylor	ULM	Feb. 27, 1997
	14 Sam Norton	North Texas	Feb. 9, 1984
	14 Sam Norton	ULM	Feb. 2, 1984
5.	13 DaJuan Gordon	at Utah Valley	Mar. 2, 2024
	13 David Azore	at Texas State	Feb. 2, 2019
	13 Kevin Hervey	at UTRGV	Dec. 16, 2018
	13 Kevin Hervey	South Alabama	Feb. 25, 2017
	13 Mack Callier	at Sam Houston State	Feb. 17, 2003
	13 David Allen	North Texas	Jan. 14, 1989
11.	12 Shemar Wilson	at California Baptist	Feb. 8, 2024
	12 DaJuan Gordon	at Utah Tech	Feb. 3, 2024
	12 Shemar Wilson	Utah Valley	Jan. 11, 2024
	12 David Azore	at Georgia Southern	Dec. 21, 2019
	12 Kevin Hervey	Appalachian State	Feb. 1, 2018
	12 Kevin Hervey	at Loyola Marymount	Dec. 22, 2016
	12 Larry Posey	UTSA	Feb. 15, 2007
	12 Steven Thomas	at Stephen F. Austin	Jan. 26, 2006
	12 Anthony Durham	Northwestern State	Mar. 1, 1997
	12 Bill Washington	Jarvis Christian	Dec. 2, 1996
	12 Johnny McDowell	Sam Houston State	Jan. 21, 1993
	12 Johnny McDowell	at Nicholls	Jan. 16, 1993
	12 Johnny McDowell	vs. Gonzaga	Dec. 11, 1992
24.	11 DaJuan Gordon	vs. Air Force	Dec. 16, 2023
	11 DaJuan Gordon	at New Mexico	Nov. 16, 2023
	11 David Azore	at Louisiana Tech	Nov. 27, 2020
	11 David Azore	at Appalachian State	Jan. 10, 2019
	11 Johnny Hamilton	at Northern Iowa	Dec. 7, 2017
	11 Kevin Hervey	at Grand Canyon	Nov. 20, 2014
	11 Brandon Edwards	vs. ULM	Mar. 13, 2014
	11 Brandon Edwards	at Troy	Mar. 6, 2014
	11 Brandon Edwards	Samford	Nov. 12, 2013
	11 LaMarcus Reed III	vs. Southeastern La	Feb. 19, 2011
	11 Steven Thomas	SE Louisiana	Jan. 19, 2006
	11 Steven Thomas	at South Florida	Dec. 29, 2004
	11 Mack Callier	at Sam Houston State	Mar. 6, 2001
	11 Mack Callier	Texas State	Feb. 12, 2001
	11 Brian Myers	TAMU-Commerce	Dec. 11, 1993

ASSISTS

No.	Player	Opponent	Date
1.	17 Jermaine Johnson	at Sam Houston State	Dec. 28, 1998
2.	16 Sean Miller	at Northwestern State	Feb. 19, 1994
3.	15 Erick Neal	at Niagara	Nov. 25, 2017
	15 Glover Cody	North Texas	Feb. 15, 1992
	15 Glover Cody	at Northwestern State	Feb. 14, 1991
	15 Glover Cody	at Sam Houston State	Jan. 25, 1991
6.	13 Erick Neal	UT Dallas	Nov. 27, 2017
	13 Erick Neal	at BYU	Mar. 15, 2017
	13 Erick Neal	Louisiana	Jan. 23, 2017
	13 Erick Neal	UT Dallas	Dec. 5, 2016
	13 Glover Cody	at Iowa State	Dec. 10, 1991
	13 Glover Cody	vs. Army	Nov. 24, 1990
	13 Ronnell Peters	at ULM	Feb. 25, 1984
	13 Ricky Leggett	at Denver	Dec. 12, 1978
	13 Jesse Kemp	McNeese State	Feb. 28, 1977
	13 David Payne	at UT Pan American	Jan. 18, 1971
	13 David Payne	at Texas Wesleyan	Dec. 16, 1969

SINGLE-GAME INDIVIDUAL PROGRAM RECORDS

BLOCKED SHOTS

No.	Player	Opponent	Date	
1.	9	Paul Renfro	Texas Wesleyan	Jan. 18, 1980
2.	8	Miles Robertson	Louisiana Tech	Mar. 1, 1979
3.	7	Kaodirichi Akobundu-Ehiogu	Louisiana	Jan. 15, 2021
	7	Johnny Hamilton	at Georgia State	Jan. 25, 2018
5.	6	K. Akobundu-Ehiogu	at South Alabama	Feb. 25, 2022
	6	K. Akobundu-Ehiogu	Lamar	Dec. 11, 2021
	6	Kaodirichi Akobundu-Ehiogu	at Arkansas State	Jan. 29, 2021
	6	Johnny Hamilton	Georgia Southern	Feb. 22, 2018
	6	Brandon Williams	vs Howard Payne	Dec. 20, 2014
	6	Jordan Reves	at San Jose State	Jan. 28, 2013
	6	Jordan Reves	vs. Louisiana Tech	Jan. 5, 2013
	6	Jermaine Griffin	at Western Illinois	Dec. 4, 2006
	6	Miles Robertson	St. Edward's	Nov. 26, 1977
	6	Trey Parker	Sam Houston State	Jan. 30, 2008
15.	5	Shemar Wilson	at Southern Utah	Feb. 1, 2024
	5	Shemar Wilson	at Texas Tech	Dec. 21, 2023
	5	K. Akobundu-Ehiogu	Little Rock	Feb. 17, 2022
	5	K. Akobundu-Ehiogu	South Alabama	Dec. 30, 2021
	5	Patrick Mwamba	Louisiana	Feb. 26, 2021
	5	Kaodirichi Akobundu-Ehiogu	Texas State	Feb. 11, 2021
	5	Kaodirichi Akobundu-Ehiogu	Louisiana	Jan. 16, 2021
	5	Kaodirichi Akobundu-Ehiogu	Dallas Christian	Dec. 17, 2020
	5	Brandon Edwards	ULM	Jan. 9, 2014
	5	Jermaine Griffin	at Texas State	Feb. 3, 2007
	5	Jermaine Griffin	UT Tyler	Nov. 11, 2006
	5	Roy Johnson	at Northwestern State	Feb. 26, 2004
	5	Jermaine Johnson	at UTSA	Jan. 7, 1999
	5	Johnny McDowell	McNeese State	Jan. 25, 1992
	5	Ralph McPherson	Arkansas State	Feb. 16, 1981
	5	Albert Culton	McNeese State	Feb. 7, 1981

STEALS

No.	Player	Opponent	Date	
1.	8	Bill Washington	McNeese State	Jan. 27, 2000
	8	Leonard Wilson	Nicholls	Dec. 3, 1990
3.	7	Shahada Wells	Little Rock	Jan. 22, 2021
	7	Bill Washington	Stephen F. Austin	Feb. 11, 1999
	7	Bill Washington	McMurry	Nov. 24, 1998
	7	Glover Cody	at North Texas	Feb. 28, 1991
	7	Rodrick Ford	US International	Feb. 5, 1987
	7	Rodrick Ford	at Stephen F. Austin	Jan. 16, 1987
	7	Ronnell Peters	Arkansas State	Feb. 1, 1986

TURNOVERS

No.	Player	Opponent	Date	
1.	12	Ricky Leggett	at Lamar	Mar. 4, 1978
2.	11	Erick Neal	at Georgia Southern	Jan. 27, 2018
	11	Johnny Hill	at Georgia State	Jan. 15, 2015
	11	Ronnie Marsh	at Hardin-Simmons	Feb. 2, 1974
5.	10	Lonnie McClanahan	at Texas State	Jan. 18, 2014
	10	Josh Daniel	ULM	Mar. 7, 2003
	10	Miles Robertson	at Lamar	Feb. 10, 1979
	10	Ricky Leggett	at Baylor	Dec. 16, 1980
	10	Greg Stuckey	at Lamar	Feb. 24, 1977

MINUTES PLAYED (Since 1973-74)

No.	Player	Opponent	Date	
1.	50	Jermaine Johnson	at Sam Houston State	Dec. 28, 1998
2.	49	David Azore	at Little Rock	Jan. 22, 2022
	49	Keith Howell	ULM	Mar. 7, 2003
	49	Donald Harris	at Sam Houston State	Dec. 28, 1998
5.	47	Rickey Leggett	McNeese State	Jan. 28, 1980
	47	Jeffrey Stewart	McNeese State	Jan. 28, 1980
	47	Miles Robertson	at Pepperdine	Dec. 9, 1977
	47	Cal Tate	at Pepperdine	Dec. 9, 1977
9.	46	Patrick Mwamba	at Little Rock	Jan. 22, 2022
	46	Rodrick Epps	at TCU	Nov. 18, 2006
	46	Larry Posey	at TCU	Nov. 18, 2006
	46	Donald Harris	at Stephen F. Austin	Feb. 6, 1999
	46	Bill Washington	at Stephen F. Austin	Feb. 6, 1999
13.	45	Jarrett Howell	at Sam Houston State	Mar. 7, 2006
	45	Josh Daniel	ULM	Mar. 7, 2003
	45	Keith Greene	at Stephen F. Austin	Feb. 6, 1999
	45	Reggie Brown	Sam Houston State	Feb. 13, 1997
	45	Doug Gann	vs. UNC Wilmington	Dec. 30, 1989
	45	Danny Johnson	Texas Southern	Jan. 13, 1983
	45	Ronny Newton	Louisiana Tech	Feb. 21, 1977
	45	Greg Stuckey	Louisiana Tech	Feb. 21, 1977
	45	Jesse Kemp	Louisiana Tech	Feb. 21, 1977
	45	Darnell Johnson	Louisiana Tech	Feb. 21, 1977
	45	Jesse Kemp	North Texas	Jan. 12, 1977



SINGLE-GAME TEAM PROGRAM RECORDS

POINTS

Total (Score)	Opponent	Date
1. 154 (154-85)	Huston-Tillotson	Nov. 29, 1990
2. 149 (149-86)	University of Dallas	Dec. 8, 1990
3. 138 (138-135, 3OT)	Lamar	Feb. 14, 1967
4. 130 (130-64)	Huston-Tillotson	Nov. 28, 1991
5. 126 (126-73)	Texas Wesleyan	Dec. 7, 1981
6. 124 (124-123, 3OT)	at Sam Houston State	Dec. 28, 1998
7. 121 (121-61)	Schreiner	Dec. 3, 1992
8. 118 (118-84)	at Texas State	Feb. 9, 1991
118 (118-117, 4OT)	Hardin-Simmons	Dec. 11, 1971
10. 117 (117-53)	Howard Payne	Dec. 22, 2020
117 (117-115)	Nicholls	Dec. 3, 1990
12. 116 (116-87)	St. Edward's	Nov. 26, 1977
13. 115 (115-109)	North Texas	Feb. 25, 1991
115 (115-100)	Texas Wesleyan	Jan. 2, 1965
15. 114 (114-78)	Texas Wesleyan	Dec. 17, 1968
16. 113 (113-81)	vs. San Francisco	Nov. 29, 1991
113 (113-104)	at Georgia State	Dec. 15, 1990
113 (113-85)	SE Louisiana	Dec. 1, 1990
113 (113-109, OT)	at Texas Wesleyan	Jan. 30, 1968
20. 111 (111-64)	Howard Payne	Nov. 13, 2013
111 (111-77)	McNeese State	Feb. 7, 1981
111 (111-92)	Abilene Christian	Jan. 31, 1970
111 (111-120)	Lamar	Feb. 6, 1968
24. 110 (110-103)	at Texas State	Feb. 3, 2007
110 (110-85)	Georgia State	Dec. 7, 1991
110 (110-92)	Texas Wesleyan	Jan. 8, 1987
110 (110-116)	at Sam Houston State	Dec. 11, 1967
110 (110-93)	Texas Wesleyan	Dec. 3, 1964
29. 109 (109-78)	vs. Stephen F. Austin	Mar. 14, 2024
109 (109-48)	Dallas Christian	Dec. 17, 2020
109 (109-96)	Hardin-Simmons	Dec. 11, 1978
32. 108 (108-71)	Louisiana	Jan. 23, 2017
108 (108-84)	at Nicholls	Jan. 2, 1991
108 (108-103)	UT Pan American	Feb. 26, 1968
108 (108-116)	Angelo State	Dec. 21, 1967
108 (108-95)	Trinity	Jan. 10, 1966
37. 107 (107-65)	Texas A&M-Kingsville	Nov. 29, 1982
38. 106 (106-76)	Tarleton State	Nov. 29, 1986
106 (106-116)	at Drake	Dec. 22, 1979
106 (106-72)	Abilene Christian	Feb. 19, 1973
41. 105 (105-89)	at BYU	Mar. 15, 2017
105 (105-63)	Austin College	Jan. 30, 2007
105 (105-91)	Sul Ross State	Dec. 4, 1992
44. 104 (104-75)	Mary Hardin-Baylor	Nov. 13, 2021
104 (104-106)	Louisiana	Feb. 27, 1978
104 (104-100)	vs. Texas Wesleyan	Dec. 28, 1964
47. 103 (103-61)	Southwestern	Nov. 12, 2022
103 (103-45)	Hardin-Simmons	Dec. 29, 2001
103 (103-88)	McNeese State	Feb. 20, 1992
103 (103-86)	Texas Wesleyan	Jan. 19, 1981
103 (103-115)	at Louisiana	Feb. 19, 1979
103 (103-70)	at Tarleton State	Feb. 1, 1966
103 (103-92)	Lamar	Feb. 27, 1965
54. 102 (102-72)	Texas Southern	Nov. 14, 2007
102 (102-108)	Denver	Dec. 12, 1977
102 (102-104, 2OT)	Texas Southern	Jan. 13, 1983
102 (102-90)	Texas Wesleyan	Dec. 4, 1965
102 (102-88)	at Texas Wesleyan	Jan. 25, 1964
59. 101 (101-85)	vs. Texas Wesleyan	Dec. 22, 2009
101 (101-123)	at Northwestern State	Feb. 19, 1994
101 (101-45)	Austin College	Dec. 3, 1991
101 (101-95)	Texas State	Jan. 12, 1991
101 (101-105, OT)	North Texas	Jan. 12, 1977
101 (101-110)	at North Texas	Jan. 14, 1976
101 (101-82)	UT Pan American	Jan. 21, 1971
101 (101-110)	Texas Wesleyan	Dec. 13, 1967
67. 100 (100-59)	Hardin-Simmons	Nov. 15, 2022
100 (100-97, 2OT)	at UTSA	Jan. 17, 2009
100 (100-85)	McNeese State	Feb. 18, 1995
100 (100-97, 2OT)	TAMU-Commerce	Dec. 11, 1993
100 (100-78)	at Sam Houston State	Feb. 20, 1993
100 (100-90)	North Texas	Feb. 15, 1992
100 (100-79)	US International	Feb. 5, 1987
100 (100-87)	McNeese State	Mar. 3, 1981
100 (100-74)	Hardin-Simmons	Jan. 12, 1981
100 (100-85)	McNeese State	Feb. 3, 1979
100 (100-89)	at Angelo State	Jan. 1, 1970
100 (100-92)	West Texas A&M	Mar. 1, 1968

In A Loss

111 (111-120)	Lamar	Feb. 6, 1968
---------------	-------	--------------

POINTS IN AN OVERTIME GAME

Total (Score)	Opponent	Date
1. 138 (138-135, 3OT)	Lamar	Feb. 14, 1967
2. 124 (124-123, 3OT)	at Sam Houston State	Dec. 28, 1998
3. 118 (118-117, 4OT)	Hardin-Simmons	Dec. 11, 1971
4. 113 (113-109, OT)	at Texas Wesleyan	Jan. 30, 1968
5. 102 (102-104, 2OT)	Texas Southern	Jan. 13, 1983
6. 101 (101-105, OT)	North Texas	Jan. 12, 1977
7. 100 (100-97, 2OT)	at UTSA	Jan. 17, 2009
100 (100-97, 2OT)	Texas A&M Commerce	Dec. 11, 1993

POINTS AT HOME

Total (Score)	Opponent	Date
1. 154 (154-85)	Huston-Tillotson	Nov. 29, 1990
2. 149 (149-86)	University of Dallas	Dec. 8, 1990
3. 138 (138-135, 3OT)	Lamar	Feb. 14, 1967
4. 130 (130-64)	Huston-Tillotson	Nov. 28, 1991
5. 126 (126-73)	Texas Wesleyan	Dec. 7, 1981
6. 121 (121-61)	Schreiner	Dec. 3, 1992
7. 118 (118-117, 4OT)	Hardin-Simmons	Dec. 11, 1971
8. 117 (117-53)	Howard Payne	Dec. 22, 2020
117 (117-115)	Nicholls	Dec. 3, 1990
10. 116 (116-87)	St. Edward's	Nov. 26, 1977
11. 115 (115-100)	Texas Wesleyan	Jan. 2, 1965

In Conference Play

117 (117-115)	Nicholls	Dec. 3, 1990
---------------	----------	--------------

vs. Non-Conference Opponent

154 (154-85)	Huston-Tillotson	Nov. 29, 1990
--------------	------------------	---------------

POINTS ON THE ROAD

Total (Score)	Opponent	Date
1. 124 (124-123, 3OT)	at Sam Houston State	Dec. 28, 1998
2. 118 (118-84)	at Texas State	Feb. 9, 1991
3. 113 (113-104)	at Georgia State	Dec. 15, 1990
113 (113-109, OT)	at Texas Wesleyan	Jan. 30, 1968
5. 110 (110-103)	at Texas State	Feb. 3, 2007
110 (110-116)	at Sam Houston State	Dec. 11, 1967
7. 108 (108-84)	at Nicholls	Jan. 2, 1991
8. 106 (106-116)	at Drake	Dec. 22, 1979
9. 103 (103-72)	at SE Louisiana	Jan. 4, 1991
103 (103-115)	at Louisiana	Feb. 19, 1979
103 (103-70)	at Tarleton State	Feb. 1, 1966

POINTS AT A NEUTRAL SITE

Total (Score)	Opponent	Date
1. 113 (113-81)	vs. San Francisco	Nov. 29, 1991
2. 109 (109-78)	vs. Stephen F. Austin	Mar. 14, 2024
3. 104 (104-100)	vs. Texas Wesleyan	Dec. 28, 1964

LARGEST COMBINED SCORE

Total (Score)	Opponent	Date
1. 273 (138-135, 3OT)	Lamar	Feb. 14, 1967
2. 247 (124-123, 3OT)	at Sam Houston State	Dec. 28, 1998
3. 239 (154-85)	Huston-Tillotson	Nov. 29, 1990
4. 235 (149-86)	University of Dallas	Dec. 8, 1990
235 (99-136)	at New Mexico	Nov. 23, 1990
235 (118-117, 4OT)	Hardin-Simmons	Dec. 11, 1971
7. 232 (117-115)	Nicholls	Dec. 3, 1990
8. 231 (111-120)	Lamar	Feb. 6, 1968
9. 226 (110-116)	at Sam Houston State	Dec. 11, 1967
10. 224 (101-123)	at Northwestern State	Feb. 19, 1994
224 (115-109)	North Texas	Feb. 25, 1991
224 (108-116)	Angelo State	Dec. 21, 1967

POINTS IN A HALF

Total (Half)	Opponent	Date
1. 90 (2nd)	Huston-Tillotson	Nov. 29, 1990
2. 78 (1st)	University of Dallas	Dec. 8, 1990
3. 72 (2nd)	at Texas State	Feb. 9, 1991
4. 71 (2nd)	University of Dallas	Dec. 8, 1990
5. 70 (2nd)	at SE Louisiana	Jan. 4, 1991
6. 69 (2nd)	Nicholls	Jan. 24, 1998
69 (2nd)	at Georgia State	Dec. 15, 1990
69 (1st)	Austin College	Dec. 13, 1966
9. 68 (2nd)	Louisiana	Jan. 23, 2017
68 (2nd)	at Nicholls	Jan. 2, 1991
11. 67 (1st)	Howard Payne	Dec. 22, 2020
67 (2nd)	Texas Wesleyan	Dec. 7, 1981

SINGLE-GAME TEAM PROGRAM RECORDS

FIELD GOALS MADE

Total	Opponent	Date
1. 60	Huston-Tillotson	Nov. 29, 1990
2. 57	Lamar	Feb. 14, 1967
3. 53	University of Dallas	Dec. 8, 1990
53	Texas Wesleyan	Dec. 7, 1981
5. 50	Huston-Tillotson	Nov. 26, 1991
6. 47	St. Edward's	Nov. 26, 1977
47	at Texas Wesleyan	Jan. 30, 1968
8. 46	Howard Payne	Dec. 22, 2020
9. 45	Schreiner	Dec. 3, 1992
45	Abilene Christian	Jan. 31, 1970
11. 44	Nicholls	Dec. 3, 1990
44	Tarleton State	Nov. 29, 1986
44	North Texas	Jan. 12, 1977
44	UT Pan American	Jan. 21, 1971
44	Texas Wesleyan	Dec. 17, 1968

FIELD GOALS ATTEMPTED

Total	Opponent	Date
1. 122	Huston-Tillotson	Nov. 29, 1990
2. 105	at New Mexico	Nov. 23, 1990
3. 102	University of Dallas	Dec. 8, 1990
102	Nicholls	Dec. 3, 1990
5. 101	Hardin-Simmons	Dec. 11, 1971
6. 100	South Dakota State	Dec. 6, 1971
7. 98	North Texas	Jan. 12, 1977
8. 97	Lamar	Feb. 14, 1967
9. 95	Texas Wesleyan	Dec. 4, 1965
10. 94	at Denver	Jan. 8, 1975
94	Texas Wesleyan	Dec. 3, 1964

FIELD GOAL PERCENTAGE (Min. 30 Made)

Pct. (FG-A)	Opponent	Date
1. .723 (34-47)	UT Tyler	Dec. 22, 2004
2. .680 (53-78)	Texas Wesleyan	Dec. 7, 1981
3. .667 (34-51)	Central Arkansas	Feb. 7, 2011
.667 (32-48)	vs. Valparaiso	Jan. 10, 1981
5. .660 (40-62)	at Texas Wesleyan	Jan. 2, 1965
6. .653 (32-49)	at ULM	Feb. 1, 2003
7. .642 (43-67)	Mary Hardin-Baylor	Nov. 13, 2021
.642 (34-53)	vs. Georgia State	Dec. 22, 1984
9. .639 (39-61)	vs. Schreiner	Nov. 26, 2007
10. .635 (33-52)	at UTSA	Feb. 19, 1996
11. .630 (42-67)	Oklahoma State	Jan. 14, 1984
.630 (36-57)	Oral Roberts	Jan. 23, 1982

3-POINTERS MADE

Total	Opponent	Date
1. 19	vs. Stephen F. Austin	Mar. 14, 2024
2. 17	UT Tyler	Nov. 11, 2023
17	Bradley	Dec. 8, 2015
4. 16	at USC	Nov. 13, 2024
16	Howard Payne	Dec. 22, 2020
16	Texas State	Jan. 12, 1991
7. 15	UT Rio Grande Valley	Jan. 18, 2024
15	UT Dallas	Nov. 5, 2019
15	at South Alabama	Feb. 28, 2019
15	at Arkansas State	Jan. 13, 2018
15	Coastal Carolina	Dec. 31, 2016
15	at Northwestern State	Jan. 6, 2000
15	at TCU	Dec. 19, 1999
15	UTSA	Jan. 2, 1992
15	at Northwestern State	Feb. 14, 1991
15	Huston-Tillotson	Nov. 29, 1990

3-POINTERS ATTEMPTED

Total	Opponent	Date
1. 43	UT Tyler	Nov. 11, 2023
2. 42	Howard Payne	Dec. 22, 2020
42	at South Alabama	Jan. 16, 2016
4. 40	vs. Stephen F. Austin	Mar. 14, 2024
40	at Northwestern State	Feb. 1, 1992
6. 39	McNeese State	Jan. 27, 2000
39	at ULM	Jan. 8, 2000
39	Nicholls	Dec. 3, 1990
9. 38	Alcorn State	Nov. 22, 2023
38	Dallas Christian	Dec. 17, 2020
38	Little Rock	Jan. 23, 2016
38	Coastal Carolina	Dec. 31, 2016
38	at Texas Southern	Dec. 20, 2006
14. 37	UT Dallas	Nov. 5, 2019
37	at North Texas	Nov. 30, 2010

3-POINT PERCENTAGE (Min. 10 Made)

Pct. (FG-A)	Opponent	Date
1. .706 (12-17)	McNeese State	Feb. 18, 1995
2. .700 (14-20)	at SE Louisiana	Jan. 4, 1991
3. .667 (16-24)	at USC	Nov. 13, 2024
4. .625 (10-16)	Appalachian State	Feb. 1, 2018
5. .619 (13-21)	Houston Baptist	Nov. 22, 2014
6. .577 (15-26)	at South Alabama	Feb. 28, 2019
7. .556 (15-27)	at Arkansas State	Jan. 13, 2018
8. .545 (12-22)	Abilene Christian	Nov. 29, 2023
.545 (12-22)	at Troy	Mar. 2, 2019
.545 (12-22)	at Georgia Southern	Feb. 20, 2017

FREE THROWS MADE

Total	Opponent	Date
1. 42	Schreiner	Dec. 3, 1992
2. 41	Sam Houston State	Dec. 9, 1968
3. 38	San Diego	Dec. 4, 2004
4. 36	McNeese State	Feb. 3, 1979
36	Missouri-Rolla	Dec. 18, 1968
6. 35	Texas Lutheran	Nov. 12, 2010
35	at Texas State	Feb. 3, 2007
35	at Georgia State	Dec. 15, 1990
35	West Texas A&M	Jan. 2, 1969
35	at Texas Wesleyan	Jan. 2, 1965

FREE THROW ATTEMPTS

Total	Opponent	Date
1. 60	Sam Houston State	Dec. 9, 1968
2. 54	McNeese State	Feb. 23, 1981
3. 52	North Texas	Feb. 25, 1991
4. 49	Hardin-Simmons	Dec. 11, 1971
5. 48	Southwestern	Nov. 12, 2022
48	North Texas	Jan. 12, 1980
48	Missouri-Rolla	Dec. 18, 1968
8. 47	San Diego	Dec. 4, 2004
9. 46	Texas Lutheran	Nov. 12, 2010
46	at Texas State	Jan. 30, 2010
46	at Arkansas	Nov. 22, 1999
46	UTSA	Dec. 4, 1989
46	West Texas A&M	Jan. 2, 1969

FREE THROW PERCENTAGE (Min. 20 Made)

Pct. (FT-A)	Opponent	Date
1. .964 (27-28)	at Houston	Feb. 22, 1968
2. .960 (24-25)	UT Rio Grande Valley	Jan. 18, 2024
3. .952 (20-21)	at Northwestern State	Mar. 8, 2005
4. .917 (33-36)	at Louisiana	Feb. 19, 1979
5. .893 (25-28)	Tarleton State	Feb. 15, 2024
6. .875 (21-24)	at South Alabama	Jan. 16, 2016
7. .872 (34-39)	Little Rock	Jan. 19, 2019
8. .862 (25-29)	Texas State	Mar. 1, 2016
9. .857 (24-28)	Louisiana	Jan. 15, 2021
.857 (24-28)	UC Davis	Nov. 18, 2018
11. .852 (23-27)	Dallas Christian	Dec. 17, 2020

REBOUNDS

Total	Opponent	Date
1. 80	Huston-Tillotson	Nov. 29, 1990
2. 72	Hardin-Simmons	Dec. 11, 1971
3. 67	at West Texas A&M	Feb. 2, 1970
67	Lamar	Feb. 14, 1967
67	at Trinity	Feb. 23, 1965
6. 66	Nicholls	Dec. 3, 1990
7. 65	Jarvis Christian	Dec. 2, 1996
8. 64	Schreiner	Dec. 3, 1992
64	US International	Feb. 5, 1987
64	vs. Austin College	Dec. 30, 1964
11. 63	Howard Payne	Nov. 28, 2022

OFFENSIVE REBOUNDS

Total	Opponent	Date
1. 39	Nicholls	Dec. 3, 1990
39	Huston-Tillotson	Nov. 29, 1990
3. 30	University of Dallas	Dec. 8, 1990
4. 29	Jarvis Christian	Dec. 2, 1996
5. 27	Schreiner	Dec. 3, 1992
6. 26	UNT Dallas	Dec. 6, 2023
26	at UTSA	Dec. 28, 1994
26	Concordia-Lutheran	Dec. 1, 1992
26	Morehead State	Jan. 3, 1989
26	at US International	Feb. 21, 1987
26	US International	Feb. 5, 1987

DEFENSIVE REBOUNDS

Total	Opponent	Date
1. 42	Howard Payne	Nov. 28, 2022
42	at Nicholls	Dec. 22, 2001
3. 41	Huston-Tillotson	Nov. 29, 1990
4. 40	Howard Payne	Dec. 22, 2020
5. 39	Hardin-Simmons	Nov. 15, 2022
39	Troy	Mar. 5, 2016
7. 38	at Texas State	Feb. 2, 2019
38	Lamar	Jan. 29, 2001
38	at CSU Bakersfield	Nov. 9, 2012
38	US International	Feb. 5, 1987

REBOUND MARGIN

Margin	Opponent	Date
1. +36 (63-27)	Howard Payne	Nov. 28, 2022
+36 (64-28)	Schreiner	Dec. 3, 1992
+36 (80-44)	Huston-Tillotson	Nov. 29, 1990
4. +35 (59-24)	Sul Ross State	Dec. 21, 2015
+35 (59-24)	Northwestern State	Feb. 27, 1992
6. +34 (65-31)	Jarvis Christian	Dec. 2, 1996
7. +32 (54-22)	at Nicholls	Dec. 22, 2001
8. +30 (61-31)	Howard Payne	Dec. 22, 2020
+30 (53-23)	Hardin-Simmons	Dec. 11, 2020
10. +29 (55-26)	Dallas Christian	Dec. 17, 2020



SINGLE-GAME TEAM PROGRAM RECORDS

PERSONAL FOULS

Total	Opponent	Date
1. 42	Hardin-Simmons	Dec. 11, 1971
2. 40	at Arkansas State	Jan. 26, 1980
3. 39	at North Texas	Feb. 10, 1983
4. 37	McNeese State	Feb. 23, 1981
5. 36	North Texas	Nov. 18, 2009
36	at Sam Houston State	Dec. 28, 1998
7. 35	at Arkansas	Nov. 23, 2018
35	Arkansas State	Feb. 27, 2016
35	at Sam Houston State	Feb. 22, 2007
35	at Louisiana Tech	Jan. 27, 1979
35	at Denver	Jan. 10, 1976
35	at US International	Feb. 21, 1967

ASSISTS

Total	Opponent	Date
1. 34	Georgia State	Dec. 7, 1991
2. 33	Huston-Tillotson	Nov. 26, 1991
3. 32	Lamar	Feb. 18, 1980
4. 31	Howard Payne	Dec. 22, 2020
31	Texas Wesleyan	Dec. 7, 1981
6. 30	at Sam Houston State	Feb. 20, 1993
30	Nicholls	Feb. 11, 1993
30	Lamar	Feb. 24, 1979
9. 29	at Northwestern State	Feb. 14, 1991
29	vs. Northwestern State	Mar. 8, 1988
29	North Texas	Feb. 7, 1987
29	Denver	Dec. 12, 1977

TURNOVERS

Total	Opponent	Date
1. 38	at New Mexico State	Nov. 28, 1975
2. 36	at Houston Baptist	Jan. 9, 1978
36	at Lamar	Feb. 24, 1977
4. 34	UC San Diego	Jan. 4, 1978
34	at Pepperdine	Dec. 9, 1977
6. 33	at Nebraska	Dec. 21, 1992
33	at Lamar	Feb. 10, 1979
8. 32	at Nicholls	Jan. 6, 1994
32	at Hardin-Simmons	Feb. 2, 1974

BLOCKS

Total	Opponent	Date
1. 12	Louisiana	Jan. 15, 2021
2. 10	Howard Payne	Dec. 20, 2014
10	Hardin-Simmons	Dec. 29, 2001
10	St. Edward's	Jan. 26, 1987
5. 9	Howard Payne	Nov. 28, 2022

STEALS

Total	Opponent	Date
1. 22	University of Dallas	Dec. 8, 1990
2. 21	Huston-Tillotson	Nov. 26, 1991
3. 19	Southwestern	Nov. 12, 2022
19	St. Edward's	Dec. 4, 1978
19	Houston Baptist	Dec. 13, 2012
6. 18	Howard Payne	Nov. 13, 2013
18	at UTSA	Feb. 6, 1986
8. 17	Sul Ross State	Dec. 21, 2015
17	Houston Baptist	Jan. 25, 2010
17	SE Louisiana	Jan. 3, 1987
17	at Arkansas State	Jan. 26, 1981
17	Westmont	Dec. 1, 1980

LARGEST MARGIN OF VICTORY

Total	Opponent	Date
1. 69 (154-85)	Huston-Tillotson	Nov. 29, 1990
2. 66 (130-64)	Huston-Tillotson	Nov. 28, 1991
3. 64 (117-53)	Howard Payne	Dec. 22, 2020
4. 63 (149-86)	University of Dallas	Dec. 8, 1990
5. 61 (109-48)	Dallas Christian	Dec. 17, 2020
6. 60 (121-61)	Schreiner	Dec. 3, 1992
7. 58 (99-41)	Howard Payne	Nov. 28, 2022
58 (103-45)	Hardin-Simmons	Dec. 29, 2001
9. 56 (101-45)	Austin College	Dec. 3, 1991
10. 53 (126-73)	Texas Wesleyan	Dec. 7, 1981

FEWEST POINTS ALLOWED

Total	Opponent	Date
1. 36 (31-36)	at SMU	Dec. 16, 1989
2. 37 (74-37)	UNT Dallas	Dec. 6, 2023
3. 40 (66-40)	Sam Houston State	Jan. 11, 2012
40 (73-40)	Grambling	Nov. 25, 2015
40 (98-40)	Sul Ross	Dec. 21, 2015
6. 41 (99-41)	Howard Payne	Nov. 28, 2022
41 (42-41)	SE Louisiana	Nov. 30, 1983
8. 42 (43-42)	vs. Oklahoma Baptist	Dec. 29, 1961
9. 44 (51-44)	at UT Pan American	Dec. 19, 1996
10. 45 (88-45)	Texas Lutheran	Nov. 12, 2010
45 (103-45)	Hardin-Simmons	Dec. 29, 2001
45 (101-45)	Austin College	Dec. 3, 1991

PLAYERS IN DOUBLE-FIGURE POINTS

Total	Opponent	Date
1. 8	Howard Payne	Dec. 22, 2020
8	Texas Wesleyan	Dec. 7, 1981
3. 7	Austin College	Jan. 30, 2007
7	at Sam Houston State	Dec. 28, 1998
7	Wayland Baptist	Dec. 1, 1971
6. 6, 26x	Last: Mary Hardin-Baylor	Nov. 13, 2021

PLAYERS WITH DOUBLE-FIGURE REBOUNDS

Total	Opponent	Date
1. 4	Huston-Tillotson	Nov. 29, 1990
4	at West Texas A&M	Feb. 2, 1970
3. 3	Oral Roberts	Nov. 6, 2023
3	Arkansas State	Jan. 21, 2016
3	at Texas Wesleyan	Dec. 11, 1980
3	Adams State	Dec. 19, 1974
3	Lamar	Feb. 26, 1972
3	Arkansas State	March 2, 1970
3	Lamar	Feb. 14, 1967
3	at Trinity	Feb. 23, 1965
3	Texas Wesleyan	Dec. 3, 1964
12. 2, 83x	Last: at New Mexico	Nov. 16, 2023

PLAYERS WITH 20+ POINTS

Total	Opponent	Date
1. 5	Huston-Tillotson	Nov. 29, 1990
2. 4	North Texas	Feb. 25, 1991
4	University of Dallas	Dec. 8, 1990
4. 3	at Sam Houston State	Jan. 28, 1998
3	at Sam Houston State	Feb. 20, 1993
3	North Texas	Feb. 15, 1992
3	at Sam Houston State	Jan. 9, 1992
3	Nicholls	Dec. 3, 1990
3	SE Louisiana	Dec. 1, 1990
3	at ULM	Mar. 4, 1989
3	Oklahoma State	Jan. 14, 1984
3	vs. Northeastern	Jan. 9, 1981
3	at Centenary	Jan. 5, 1981
3	McNeese State	Jan. 28, 1980
3	Texas A&M Kingsville	Feb. 7, 1976

SINGLE-GAME TEAM PROGRAM RECORDS

FEWEST POINTS

Total (Score)	Opponent	Date
1. 31 (31-36)	at SMU	Dec. 16, 1989
2. 35 (35-50)	Denver	Dec. 31, 2012
3. 36 (36-64)	at North Texas	Nov. 18, 2021
4. 38 (38-59)	vs. Drexel	Nov. 21, 2022
5. 41 (41-57)	at SE Louisiana	Jan. 8, 2005
6. 42 (42-41)	SE Louisiana	Nov. 30, 1983
7. 43 (43-62)	Nevada	Nov. 18, 2022
43 (43-51)	ULM	Feb. 27, 1997
43 (43-64)	East Texas Baptist	Dec. 6, 1962
43 (43-42)	vs. Oklahoma Baptist	Dec. 29, 1961
11. 44 (44-92)	at Kentucky	Nov. 25, 2014
44 (44-71)	at Stephen F. Austin	Jan. 24, 2004
44 (44-61)	Seattle	Jan. 17, 2013
44 (44-69)	at Oklahoma State	Dec. 19, 2013
15. 45 (45-88)	at Oklahoma State	Nov. 9, 2021
45 (45-65)	at Missouri	Dec. 4, 2018
45 (45-76)	at Texas	Nov. 7, 2002
45 (45-66)	at Texas State	Jan. 9, 1998

In a Win
42 (42-41) SE Louisiana Nov. 30, 1983

In Conference Play vs. Non-Conference Opponent
35 (35-50) Denver (Western Athletic Conference) Dec. 31, 2012

31 (31-36) at SMU Dec. 16, 1989

FEWEST POINTS AT HOME

Total (Score)	Opponent	Date
1. 35 (35-50)	Denver	Dec. 31, 2012
2. 42 (42-41)	SE Louisiana	Nov. 30, 1983
3. 43 (43-62)	Nevada	Nov. 18, 2022
43 (43-51)	ULM	Feb. 27, 1997
43 (43-64)	East Texas Baptist	Dec. 6, 1962
44 (44-61)	Seattle	Jan. 17, 2013
7. 46 (46-64)	Boise State	Jan. 2, 2013
46 (46-64)	Oklahoma Baptist	Dec. 5, 1961
9. 47 (47-55)	UT Pan American	Dec. 21, 1959
10. 48 (48-52)	ULM	Feb. 29, 1992
48 (48-49)	McNeese State	Feb. 12, 1983

FEWEST POINTS ON THE ROAD

Total (Score)	Opponent	Date
1. 31 (31-36)	SMU	Dec. 16, 1989
2. 36 (36-64)	North Texas	Nov. 18, 2021
3. 41 (41-57)	SE Louisiana	Jan. 8, 2005
4. 44 (44-69)	Oklahoma State	Dec. 19, 2012
44 (44-71)	Stephen F. Austin	Jan. 24, 2004
6. 45 (45-88)	at Oklahoma State	Nov. 9, 2021
45 (45-65)	Missouri	Dec. 4, 2018
45 (45-76)	Texas	Nov. 7, 2002
45 (45-66)	Texas State	Jan. 9, 1998
10. 47 (47-67)	#14 Oregon	Nov. 17, 2019
11. 48 (48-80)	at Grand Canyon	Jan. 12, 2023
48 (48-66)	Nicholls	Jan. 8, 2011
13. 49 (49-76)	SE Missouri State	Jan. 7, 1985
49 (49-81)	Memphis	Dec. 4, 1968
15. 50 (50-70)	at Oklahoma	Dec. 19, 2021
50 (50-57)	Appalachian State	Feb. 6, 2020
50 (50-47)	Texas State	Feb. 27, 2003
50 (50-106)	Creighton	Nov. 17, 2002
50 (50-70)	Hardin-Simmons	Jan. 9, 1975
50 (50-65)	ULM	Mar. 6, 1990
50 (50-64)	Sam Houston State	Dec. 11, 1959

FEWEST POINTS AT A NEUTRAL SITE

Total (Score)	Opponent	Date
1. 38 (38-59)	vs. Drexel	Nov. 21, 2022
2. 43 (43-42)	Oklahoma Baptist	Dec. 29, 1961
3. 49 (49-61)	UNC Greensboro	Nov. 15, 2005
49 (49-68)	Trinity	Dec. 29, 1960
5. 50 (50-81)	McNeese State	March 5, 1997

SMALLEST COMBINED SCORE

Total (Score)	Opponent	Date
1. 67 (31-36)	at SMU	Dec. 16, 1989
2. 83 (42-41)	SE Louisiana	Nov. 30, 1983
3. 85 (35-50)	Denver	Dec. 31, 2012
85 (43-42)	vs. Oklahoma Baptist	Dec. 29, 1961
5. 94 (43-51)	ULM	Feb. 27, 1997
6. 95 (51-44)	UT Pan American	Dec. 19, 1996
7. 97 (38-59)	vs. Drexel	Nov. 21, 2022
8. 97 (48-49)	McNeese State	Feb. 12, 1983
97 (50-47)	at Texas State	Feb. 27, 2003
10. 98 (51-47)	vs. Alabama State	Dec. 22, 1995
98 (41-57)	at SE Louisiana	Jan. 8, 2005
98 (52-46)	at McNeese State	Feb. 10, 2007
13. 100 (36-64)	at North Texas	Nov. 18, 2021
100 (48-52)	ULM	Feb. 29, 1992
15. 102 (47-55)	UT Pan American	Dec. 21, 1959
16. 103 (56-47)	Lamar	Dec. 11, 2021

FEWEST POINTS IN A HALF

Total (Half)	Opponent	Date
1. 8 (2nd)	at SMU	Dec. 16, 1989
2. 12 (1st)	at North Texas	Nov. 18, 2021
12 (1st)	at Kentucky	Nov. 25, 2014
4. 13 (2nd)	vs. Drexel	Nov. 21, 2022
5. 14 (1st)	at Oklahoma State	Nov. 9, 2021
14 (1st)	Little Rock	Jan. 23, 2016
7. 15 (1st)	at Toledo	Dec. 29, 1989
8. 16 (1st)	at Tarleton	Dec. 29, 2022
9. 17 (1st)	Denver	Dec. 31, 2012
17 (1st)	at Oklahoma State	Dec. 17, 2012
17 (1st)	at Nicholls	Jan. 8, 2011
17 (1st)	at Stephen F. Austin	Jan. 27, 2007
17 (1st)	at New Mexico	Dec. 29, 2005
17 (1st)	vs. UNC Greensboro	Nov. 15, 2005
17 (1st)	at ULM	Jan. 23, 1997
17 (1st)	at Texas A&M Commerce	Dec. 10, 1962
17. 18 (2nd)	at Grand Canyon	Jan. 12, 2023
18 (1st)	Nevada	Nov. 18, 2022
18 (1st)	at Oklahoma	Dec. 19, 2021
18 (1st)	Boise State	Jan. 2, 2013
18 (2nd)	Denver	Dec. 31, 2012
18 (1st)	New Mexico	Jan. 3, 2005
18 (1st)	at SE Louisiana	Nov. 30, 1983

FEWEST FIELD GOALS MADE

Total	Opponent	Date
1. 10	Nevada	Nov. 18, 2022
2. 12	at North Texas	Nov. 18, 2021
12	at SMU	Dec. 16, 1989
4. 13	at SE Louisiana	Jan. 8, 2005
13	at Stephen F. Austin	Jan. 24, 2004
13	Denver	Dec. 31, 2012
7. 14	vs. UNC Greensboro	Nov. 15, 2005
14	at Memphis	Dec. 4, 1968
9. 15	at North Texas	Dec. 23, 2023
15	vs. Drexel	Nov. 21, 2022
15	at #14 Oregon	Nov. 17, 2019
15	at Stephen F. Austin	Feb. 24, 2005
15	at TCU	Nov. 22, 2003
15	Arkansas State	Jan. 6, 1968

FEWEST FIELD GOALS ATTEMPTED

Total	Opponent	Date
1. 29	at Nicholls	Jan. 8, 2011
2. 31	Arkansas State	Jan. 6, 1968
3. 33	Midwestern State	Dec. 20, 1967
4. 35	at Houston Baptist	Jan. 18, 1982

LOWEST FIELD GOAL % (Min. 50 Attempts)

Pct. (FG-A)	Opponent	Date
1. .179 (10-56)	Nevada	Nov. 18, 2022
2. .234 (15-64)	at #14 Oregon	Nov. 17, 2019
3. .235 (12-51)	at Texas State	Jan. 9, 1999
4. .254 (15-59)	vs. Drexel	Nov. 21, 2022
5. .255 (14-55)	vs. UNC Greensboro	Nov. 15, 2005
6. .257 (18-70)	Montana	Dec. 28, 1996
7. .258 (16-62)	Seattle	Jan. 17, 2013
8. .265 (18-68)	Louisiana	Jan. 16, 2021
9. .268 (19-71)	at Gonzaga	Dec. 18, 2018
10. .270 (17-63)	at Kentucky	Nov. 25, 2014
11. .274 (17-62)	Sam Houston State	Jan. 11, 1990
12. .279 (17-61)	vs. McNeese State	Mar. 5, 1997

FEWEST FREE THROWS MADE

Total	Opponent	Date
1. 0	at Hardin-Simmons	Jan. 9, 1975
2. 1	at Oklahoma State	Dec. 19, 2012
1	at Centenary	Feb. 5, 1973
1	vs. Georgia Southern	Dec. 29, 1972
5. 2, 12x	Last: vs. Harvard	Dec. 28, 1998

FEWEST FREE THROW ATTEMPTS

Total	Opponent	Date
1. 1	at Hardin-Simmons	Jan. 9, 1975
2. 2	McNeese State	Feb. 28, 1977
2	at Centenary	Feb. 5, 1973
4. 4, 9x	Last: at Stony Brook	Dec. 23, 2000

LOWEST FREE THROW % (Min. 10 Attempts)

Pct. (FT-A)	Opponent	Date
1. .182 (2-11)	vs. Alabama State	Dec. 22, 1995
2. .285 (4-14)	at Lamar	Mar. 5, 1985
3. .300 (3-10)	at Oklahoma State	Nov. 9, 2021
4. .357 (5-14)	ULM	Jan. 16, 1999
.357 (5-14)	at Louisiana Tech	Feb. 9, 1981
6. .360 (9-25)	Northwestern State	Feb. 15, 1990
7. .364 (4-11)	vs. Drexel	Nov. 21, 2022
.364 (4-11)	at Missouri	Dec. 4, 2018

FEWEST REBOUNDS

No.	Opponent	Date
1. 21	at Texas	Jan. 3, 2004
21	Sam Houston State	Mar. 2, 2000
21	vs. Valparaiso	Jan. 10, 1981
4. 22	at Nicholls	Jan. 8, 2011
22	at Stephen F. Austin	Jan. 27, 2007
22	at ULM	Feb. 5, 2004
22	at Samford	Nov. 27, 1999
22	Louisiana Tech	Feb. 26, 1981
9. 23, 4x	Last: vs. Miami	Nov. 13, 2005



ALL-TIME PROGRAM OVERTIME GAMES

Date	Opponent	W/L	Score	Date	Opponent	W/L	Score	Date	Opponent	W/L	Score
02-04-64	Arkansas State	L	76-82	11-29-85	Tarleton State	W	81-79	02-03-10	Texas A&M-Corpus Christi	W	71-66
02-16-65	Arkansas State	L	** 99-100	01-03-86	at Florida Southern	L	79-81	02-16-11	Stephen F. Austin	W	66-65
01-04-66	at Austin College	W	70-63	01-21-86	at Hardin-Simmons	L	75-79	02-19-11	at Southeastern Louisiana	W	68-66
01-08-66	Lamar	L	** 91-93	02-21-87	at U.S. International	L	89-94	02-26-11	at Northwestern State	L	71-78
02-14-67	Lamar	W	*** 138-135	01-18-88	UTSA	L	72-79	12-17-11	at Tulsa	L	75-80
01-20-68	at Texas Tech	L	83-93	01-30-88	at Texas State	L	73-75	12-21-13	CSU Bakersfield	W	79-75
01-30-68	at Texas Wesleyan	W	113-109	02-23-88	Hardin-Simmons	L	87-88	01-09-14	ULM	W	83-79
02-02-70	West Texas A&M	W	88-84	12-30-89	vs. UNC Wilmington	L	64-66	02-01-14	at Georgia State	L	91-101
12-11-71	Hardin-Simmons	W	**** 118-117	12-11-92	vs. Gonzaga	W	** 95-87	03-06-14	at Troy	W	** 87-86
01-10-72	at Butler	W	87-82	12-11-93	TAMU-Commerce	W	** 100-97	12-01-15	at Texas	L	73-80
02-26-72	Lamar	W	96-92	12-29-93	at Chaminade	L	91-92	01-16-16	at South Alabama	L	85-88
12-23-72	Hardin-Simmons	W	81-76	11-29-95	Grambling State	L	82-86	02-18-16	Louisiana	W	84-83
01-18-73	Centenary	W	74-72	01-15-97	Texas State	W	66-63	02-10-18	Texas State	W	70-68
02-15-73	West Texas A&M	W	** 87-85	01-30-97	McNeese State	W	69-67	12-21-18	at Cal Poly	W	75-70
01-11-75	at E. New Mexico	L	69-70	02-13-97	Sam Houston State	L	75-78	2-2-19	at rv Texas State	W	** 84-77
01-10-76	at Denver	W	99-97	12-28-98	at Sam Houston State	W	*** 124-123	2-23-19	ULM	W	** 91-86
01-12-77	North Texas	L	101-105	02-06-99	Stephen F. Austin	W	** 85-83	2-28-20	Texas State	L	*** 85-87
02-21-77	Louisiana Tech	W	92-90	11-22-99	at Arkansas	L	95-102	1-29-21	at Arkansas State	L	75-83
12-09-77	at Pepperdine	L	88-89	03-08-00	Northwestern State#	L	83-88	11-16-21	Abilene Christian	L	71-80
02-04-78	Louisiana Tech	L	** 77-79	01-27-01	Sam Houston State	W	94-86	12-30-21	South Alabama	W	89-87
01-12-80	North Texas	W	** 99-97	02-10-01	UTSA	W	86-77	1-8-22	at Georgia Southern	L	73-74
01-28-80	McNeese State	L	** 97-98	03-07-01	at Sam Houston State#	L	** 98-103	1-15-22	ULM	L	55-62
02-11-80	at Louisiana	L	79-86	12-20-01	at SE Louisiana	W	69-60	1-22-22	at Little Rock	L	*** 96-98
02-13-80	at McNeese State	W	71-69	01-02-02	Oral Roberts	W	83-77	2-12-22	at Louisiana	W	80-77
12-18-80	Centenary	W	81-78	03-07-03	ULM	W	** 85-84	2-25-23	Utah Tech	W	71-69
01-31-81	Lamar	L	84-89	01-22-05	ULM	W	80-76	2-10-24	Stephen F. Austin	W	81-63
02-20-82	at Arkansas State	W	60-58	12-17-05	at San Diego	W	94-91				
01-13-83	Texas Southern	L	** 102-104	03-07-06	at Sam Houston State#	L	** 84-86				
02-10-83	at North Texas	L	98-105	11-18-06	at TCU	L	** 89-97				
12-05-83	Missouri State	W	63-58	01-11-07	at Nicholls	L	81-83				
02-02-84	ULM	L	71-74	12-17-07	at TCU	L	74-77				
02-09-85	ULM	W	75-74	01-10-08	at Central Arkansas	L	68-70				
				01-17-09	at UTSA	W	** 100-97				
				11-18-09	North Texas	L	** 99-101				
				01-05-10	Utah Valley	W	90-85				

* Indicates How Many Overtimes If More Than One
Southland Conference Tournament

ALL-TIME OVERTIME RECORDS:

TOTAL: 93 Games (49-44)
1 OT: 69 Games (36-33)
2 OT: 19 Games (10-9)
3 OT: 4 Games (2-2)
4 OT: 1 Games (1-0)

PROGRAM MILESTONE VICTORIES

Win 1 – UT Arlington 70, East Central Okla. 57 – 11/24/59

In their first game at the NCAA level, the Mavericks got 27 points from Ed Russell to defeat the Tigers.

Win 50 – UT Arlington 82, Bishop College 78 – 12/30/65

The Mavericks defeated Bishop College in the third-place game of the Cotton Bowl Classic.

Win 100 – UT Arlington 95, South Dakota State 81 – 12/6/71

Mark Burden scored 21 points and pulled down a then-record 17 rebounds. The win propelled UT Arlington to its most-ever victories in the SLC.

Win 150 – UT Arlington 81, Houston Baptist 69 – 12/7/77

The victory ended the longest losing streak in UT Arlington history at 21 games.

Win 200 – UT Arlington 93, Louisiana 83 – 2/21/81

Arguably the best Maverick squad ever, UT Arlington defeats a tough Ragin' Cajun side that propels the team to its first appearance in the NIT.

Win 250 – UT Arlington 74, San Francisco 65 – 12/21/85

UT Arlington defeats the Dons in the consolation game of the Albertsons Classic in Boise, Idaho.

Win 300 – UT Arlington 108, at Nicholls 84 – 1/2/91

Leonard Wilson scores 31 points and program all-time leading scorer Willie Brand adds 22. The victory starts an eight-game winning streak for the Mavs.

Win 350 – UT Arlington 70, North Texas 68 – 1/15/94

Trailing by three points at halftime, the Mavericks rally to defeat the Mean Green. The victory snaps a six-game losing streak.

Win 400 – UT Arlington 87, at Air Force 78 – 12/19/98

The Mavericks scored 52 points in the second half to erase a halftime deficit in Colorado Springs, Colo.

Win 450 – UT Arlington 81, Texas Wesleyan 65 – 11/30/02

The victory is UT Arlington's ninth straight versus the crosstown-rival Rams.

Win 500 – UT Arlington 87, UT Tyler 72 – 12/22/05

Brady Dawkins registers 15 points and seven assists in the victory over the Patriots.

Win 550 – UT Arlington 75, Utah Valley 64 - 1/3/2009

The Mavs end a five-game skid against Utah Valley behind 17 points from Ryan Toolson

Win 600 – UT Arlington 91, Lamar 82 - 1/14/2012

UTA wins its seventh in a row, on the way to a 16-game winning streak and 15-1 SLC record.

Win 650 – UT Arlington 87, Houston Baptist 69 - 12/22/2014

Jamel Outler drained seven 3-point field goals to help the Mavs move to 3-1 on the season with a homecoming victory.

Win 700 – UT Arlington 89, South Alabama 83 - 1/16/2017

The Mavs used a 16-point 2nd-half run then held off the Jaguars in Mobile, Ala.

Win 750 – UT Arlington 67, Georgia Southern 58 - 3/16/2019

UTA closed the Sun Belt Tournament semifinal matchup on a 10-0 run after Georgia Southern took a 58-57 lead with 5 minutes remaining in regulation and advanced to the Sun Belt Tournament Final for the second-straight year.

Win 800 – UT Arlington 75, Oral Roberts 71 - 11/6/2023

Trailing by as much as 11 early in the 2nd half, UTA methodically chipped away and eventually carved open a six-point edge, 65-59, with under 4 minutes remaining. UTA remained in front for the duration – icing the contest with a pair of DaJuan Gordon free throws with under 5 seconds showing.

STARTING LINEUPS GAME-BY-GAME

DATE	OPPONENT	G	G	F	F	F/C	UTA RECORD
Nov. 4	UNT Dallas	Robinson	Wells	Smith	Seamster	Hupstead	1-0
Nov. 9	LA Tech	Robinson	Wells	Smith	Seamster	Hupstead	1-1
Nov. 13	@ USC	Robinson	Wells	Smith	Seamster	Hupstead	1-2
Nov. 15	Texas College	Burford	Wells	Douglas (G)	Talbot (G)	Seamster	2-2
Nov. 19	@ Missouti State	Robinson	Wells	Douglas (G)	Seamster	Hupstead	2-3
Nov. 26	vs. Murray State^	Robinson	Burford	Wells (G)	Seamster	Ware	2-4
Nov. 27	vs. Austin Peay%	Robinson	Burford	Wells (G)	Seamster	Ware	3-4
Nov. 28	vs. Rhode Island%	Robinson	Burford	Wells (G)	Seamster	Ware	3-5
Dec. 2	@ ULM	Robinson	Burford	Wells (G)	Seamster	Ware	4-5
Dec. 12	@ Arkansas State						
Dec. 14	ULM						
Dec. 18	Evansville						
Dec. 21	@ Liberty						
Dec. 29	@ Texas State						
Jan. 4	@ Tarleton*						
Jan. 9	@ Utah Tech*						
Jan. 11	@ Southern Utah*						
Jan. 16	Utah Valley*						
Jan. 23	Seattle U*						
Jan. 25	@ Abilene Christian*						
Jan. 30	Southern Utah*						
Feb. 1	Utah Tech*						
Feb. 6	@ Utah Valley*						
Feb. 8	@ Seattle U*						
Feb. 13	California Baptist*						
Feb. 15	Grand Canyon*						
Feb. 22	Tarleton*						
Feb. 27	@ Grand Canyon*						
Mar. 1	Abilene Christian*						
Mar. 8	@ California Baptist*						
Mar. 11-15	WAC Championship						

COMBINATION INFO

Lineup	Combination	Times Used	Record	Last Used
4	Robinson/Burford/Wells/Seamster/Ware	4	2-2	Dec.2 at ULM
1	Robinson/Wells/Smith/Seamster/Hupstead	3	1-2	Nov. 13 at USC
2	Burford/Wells/Douglas/Talbot/Seamster	1	1-0	Nov. 15 vs. Texas College
3	Robinson/Wells/Douglas/Seamster/Hupstead	1	0-1	Nov. 19 at Missouri State

STARTING STREAKS & TOTALS

#	PLAYER	STREAK	2024-25	D-I CAREER	UTA CAREER	WAC PLAY
1	Jaden Wells	9	9	9	9	--
2	Raysean Seamster	9	9	9	9	--
3	Kade Douglas	0	2	4	4	--
5	Diante Smith	0	3	47	3	--
6	Lance Ware	4	4	13	4	--
7	Brandyn Talbot	0	1	17	17	--
8	Troy Hupstead	0	4	30	4	--
9	Zachariah Mianab	--	0	0	0	--
11	Tuscan Onuoha	--	--	--	--	--
12	Darius Burford	4	5	95	5	--
13	Jarren Cook	--	--	0	--	--
22	Jaxon Ellingsworth	--	--	0	0	--
23	Ja'Monti Wright	--	--	--	--	--
34	Cameron Jackson	-	0	0	0	--
55	Brody Robinson	5	8	10	8	--



LAST TWO BOXES



Official Basketball Box Score - Final
UT Arlington at ULM
 12/02/24 Fant-Ewing Coliseum, Monroe
 2024-25 Men's Basketball

Game Time: 6:30 PM
 Game Duration: 1:49
 Attendance: 947

Officials: Owen Shortt, Garrick Shannon, Patrick Evans

UT Arlington - 84

Record: 4-5

NO.	Name	Min	FG		3P		FT		Rebounds			Fouls		TP	AS	TO	ST	Blocks		+/-		
			M-A	M-A	M-A	M-A	OR	DR	TOT	PF	FD	BS	BA									
2	Raysean Seamster	F 10:58	1-5	0-1	1-4	0 0 0	3 3	3 2	0 2	0 2	0 1	1	17	1	5	3	2	0	1	1		
6	Lance Ware	F 29:29	5-10	0-1	7-8	3 6 9	2 4	17	1	5	3	2	0	0	2	0	10	12				
1	Jaden Wells	G 26:29	4-10	3-7	0-0	2 3 5	3 1	11	1	1	2	0	0	0	0	0	10					
12	Darius Burford	G 28:09	4-8	2-4	0-0	1 3 4	2 1	10	5	1	2	0	0	0	0	17						
55	Brody Robinson	G 24:40	2-5	2-4	0-0	1 0 1	1 0	6	4	2	1	0	0	0	8							
22	Jaxon Ellingsworth	26:23	7-9	2-3	0-1	5 4 9	3 1	16	3	0	1	1	1	7								
5	Diante Smith	12:36	0-4	0-2	0-0	1 4 5	1 1	0	4	2	0	1	0	15								
3	Kade Douglas	10:03	1-4	1-3	0-0	0 0 0	2 0	3	1	0	0	0	0	5								
8	Troy Hupstead	09:06	2-3	1-2	1-1	1 2 3	3 1	6	0	0	0	0	0	13								
7	Brandyn Talbot	13:27	3-4	3-4	0-0	0 1 1	2 0	9	1	0	0	0	0	-3								
13	Jarren Cook	05:38	1-4	1-3	0-0	0 0 0	1 0	3	0	1	0	0	0	-8								
34	Cameron Jackson	01:48	0-0	0-0	0-0	0 0 0	0 0	0	0	0	0	0	0	-4								
9	Zachariah Mianab	01:14	0-0	0-0	0-0	0 0 0	0 0	0	0	0	0	0	0	-3								
Team									0 2 2			0		0								
Totals			30-66			15-34		9-14		14 25 39			23 12		84		22 12		11 4 2		14	

Shooting By Period		
1 st FG%	12-31	38.7%
3PT%	6-16	37.5%
FT%	4-7	57.1%
2 nd FG%	18-35	51.4%
3PT%	9-18	50.0%
FT%	5-7	71.4%
GM FG%	30-66	45.5%
3PT%	15-34	44.1%
FT%	9-14	64.3%

Dead Ball Rebounds: 1, 0

Technical Fouls::NONE

ULM - 70

Record: 3-7

NO.	Name	Min	FG		3P		FT		Rebounds			Fouls		TP	AS	TO	ST	Blocks		+/-		
			M-A	M-A	M-A	M-A	OR	DR	TOT	PF	FD	BS	BA									
13	Makai Willis	F 29:21	3-7	1-3	3-4	1 7 8	2 4	10	1	3	1	2	0	0	0	0	0	0	0	0		
34	AD Diedhiou	F 24:30	1-3	0-0	1-2	5 3 8	2 3	3	1	0	0	0	0	-2								
0	Jacob Wilson	G 31:49	4-10	3-6	5-7	2 4 6	1 4	16	1	6	1	0	0	-14								
5	Jalen Bolden	G 33:28	4-17	1-2	3-6	6 5 11	3 3	12	2	1	2	0	2	-26								
10	Tyreese Watson	G 29:13	6-17	0-3	4-6	2 1 3	1 6	16	2	2	2	0	2	-16								
24	Coltite Young	28:38	2-8	0-4	0-1	1 1 2	1 1	4	1	1	1	0	0	-7								
14	Jerry Ngopot	15:30	2-2	0-0	0-1	0 0 0	2 0	4	0	0	0	0	0	-12								
4	Micah Caster	07:31	1-1	0-0	3-4	0 0 0	0 2	5	0	1	0	0	0	7								
Team									2 5 7			0		1								
Totals			23-65			5-18		19-30		19 26 45			12 23		70		8 15		7 2 4		-14	

Shooting By Period		
1 st FG%	9-34	26.5%
3PT%	2-8	25.0%
FT%	10-14	71.4%
2 nd FG%	14-31	45.2%
3PT%	3-10	30.0%
FT%	9-16	56.3%
GM FG%	23-65	35.4%
3PT%	5-18	27.8%
FT%	19-30	63.3%

Dead Ball Rebounds: 9, 0

Technical Fouls::NONE

	UTA	ULM	Points from	UTA	ULM	Period by Period Scoring			
Biggest lead	25 (2 nd 5:12)	3 (1 st 14:58)	Turnovers	16	15				
Best Scoring Run	7(2 nd 14:18)	7(2 nd 2:54)	Paint	26	26				
Lead Changes	7		Second Chance	13	16	UTA	34	50	84
Times Tied	8		Fast Breaks	17	7	ULM	30	40	70
Time with Lead	29:02	05:52	Bench	37	13				



Official Basketball Box Score - Final
UT Arlington at Rhode Island
 11/28/24 The Reef at FSCJ, Jacksonville
 2024-25 Men's Basketball

Game Time: 2:00 PM
 Game Duration: 2:03
 Attendance: 136

Officials: Shane Land, Nick Nadeau, John Atanasov

UT Arlington - 78

Record: 3-5

NO.	Name	Min	FG		3P		FT		Rebounds			Fouls		TP	AS	TO	ST	Blocks		+/-		
			M-A	M-A	M-A	M-A	OR	DR	TOT	PF	FD	BS	BA									
2	Raysean Seamster	F 25:11	5-7	1-2	2-5	1 3 4	2 4	13	0	2	3	0	0	-3								
6	Lance Ware	F 17:18	1-5	0-0	0-0	3 1 4	4 2	2	0	2	0	0	2	-3								
1	Jaden Wells	G 36:06	6-16	4-10	2-2	2 7 9	3 4	18	2	4	2	0	0	-7								
12	Darius Burford	G 30:14	5-13	0-2	1-2	3 2 5	5 2	11	5	2	1	0	2	3								
55	Brody Robinson	G 29:34	3-9	2-5	5-5	0 0 0	1 5	13	3	2	0	0	0	-10								
22	Jaxon Ellingsworth	22:56	3-9	0-3	0-0	5 3 8	1 2	6	0	0	0	1	1	-2								
8	Troy Hupstead	14:35	2-6	0-2	0-0	2 2 4	1 0	4	0	0	0	0	0	-2								
3	Kade Douglas	13:09	1-2	1-1	2-2	0 0 0	1 1	5	0	0	0	0	0	-1								
7	Brandyn Talbot	10:58	2-4	2-3	0-0	1 0 1	1 0	6	0	0	0	0	0	0								
Team									0 3 3			0		0								
Totals			28-71			10-28		12-16		17 21 38			20 20		78		10 12		6 1 5		-5	

Shooting By Period		
1 st FG%	14-32	43.8%
3PT%	6-13	46.2%
FT%	7-10	70%
2 nd FG%	14-39	35.9%
3PT%	4-15	26.7%
FT%	5-6	83.3%
GM FG%	28-71	39.4%
3PT%	10-28	35.7%
FT%	12-16	75.0%

Dead Ball Rebounds: 1, 0

Technical Fouls:Ware 1st16:19Coach 1st11:05

Rhode Island - 83

Record: 7-0

NO.	Name	Min	FG		3P		FT		Rebounds			Fouls		TP	AS	TO	ST	Blocks		+/-		
			M-A	M-A	M-A	M-A	OR	DR	TOT	PF	FD	BS	BA									
22	Tyonne Farrell	F 08:51	0-2	0-0	1-2	1 0 1	1 1	1	0	0	1	0	0	0	0	0	0	0	0	0		
23	David Green	F 22:24	5-10	3-6	2-2	1 2 3	5 2	15	2	2	0	1	0	2								
31	Javonte Brown	C 25:20	3-4	0-0	3-4	0 4 4	1 4	9	1	1	0	3	0	1								
1	Sebastian Thomas	G 31:01	8-12	0-1	2-5	0 3 3	5 3	18	4	4	3	0	0	10								
10	Jamarques Lawrence	G 34:56	5-9	3-6	5-8	0 5 5	2 3	18	7	2	1	0	0	6								
24	David Fuchs	13:11	2-2	0-0	0-0	1 2 3	2 0	4	0	0	0	0	0	5								
2	Jaden House	31:09	3-7	1-2	0-0	0 3 3	2 1	7	3	2	0	1	1	5								
4	Cam Estevez	14:03	2-5	1-3	1-2	0 2 2	0 2	6	0	1	0	0	0	-6								
55	Drissa Traore	19:05	2-3	1-2	0-0	1 5 6	2 2	5	1	0	0	0	0	2								
Team									2 3 5			0		2								
Totals			30-54			9-20		14-23		6 29 35			20 18		83		18 14		5 5 1		5	

Shooting By Period		
1 st FG%	17-29	58.6%
3PT%	4-10	40.0%
FT%	6-11	54.5%
2 nd FG%	13-25	52.0%
3PT%	5-10	50.0%
FT%	8-12	66.7%
GM FG%	30-54	55.6%
3PT%	9-20	45.0%
FT%	14-23	60.9%

Dead Ball Rebounds: 6, 0

Technical Fouls::NONE

	UTA	URI	Points from	UTA	URI	Period by Period Scoring			
Biggest lead	3 (2 nd 14:04)	10 (2 nd 8:56)	Turnovers	15	15				
Best Scoring Run	7(2 nd 15:39)	7(1 st 2:56)	Paint	32	30				
Lead Changes	13		Second Chance	17	5	UTA	41	37	78
Times Tied	9		Fast Breaks	13	16	URI	44	39	83
Time with Lead	05:30	27:39	Bench	21	22				