

UT ARLINGTON

BASKETBALL



Associate AD for Brand Advancement: Jason MacBain ✕ 315.750.0236 ✕ jason.macbain@uta.edu ✕ @JaBain

SCHEDULE ✕ RESULTS

| 6-8 | 1-2 | 5-1 | 0-7 | 1-0 |
|---------|-----|------|------|---------|
| OVERALL | WAC | HOME | AWAY | NEUTRAL |

NOVEMBER (4-3) CST ✕ RESULT

| | | | | |
|----|-------------------|-----|--|-----------|
| 6 | Oral Roberts | | | W, 75-71 |
| 11 | UT Tyler | | | W, 95-64 |
| 16 | @ New Mexico | | | L, 82-80 |
| 19 | @ #3 Arizona | | | L, 101-56 |
| 22 | Alcorn State | | | W, 82-69 |
| 25 | Texas State | | | L, 73-66 |
| 29 | Abilene Christian | WAC | | W, 86-71 |

DECEMBER (2-3)

| | | | | |
|----|--|-----|--|----------|
| 2 | @ Grand Canyon | WAC | | L, 76-69 |
| 6 | UNT Dallas | | | W, 74-37 |
| 16 | Air Force (FORT WORTH - DICKIES ARENA) | | | W, 76-73 |
| 21 | @ Texas Tech | | | L, 77-66 |
| 23 | @ North Texas | | | L, 78-52 |

JANUARY (0-2)

| | | | | |
|----|----------------------------|-----|--|----------|
| 1 | @ #21 Texas | | | L, 79-62 |
| 4 | @ Tarleton State | WAC | | L, 78-76 |
| 6 | @ Stephen F. Austin ESPN+ | WAC | | 2 PM |
| 11 | Utah Valley ESPN+ | WAC | | 7 PM |
| 13 | Seattle U ESPN+ | WAC | | 2 PM |
| 18 | UT Rio Grande Valley ESPN+ | WAC | | 7 PM |
| 20 | @ Abilene Christian ESPN+ | WAC | | 3 PM |
| 27 | Grand Canyon ESPN+ | WAC | | 2 PM |

FEBRUARY (0-0)

| | | | | |
|----|------------------------------|-----|--|---------|
| 1 | @ Southern Utah ESPN+ | WAC | | 7:30 PM |
| 3 | @ Utah Tech ESPN+ | WAC | | 4 PM |
| 8 | @ California Baptist ESPN+ | WAC | | 9 PM |
| 10 | Stephen F. Austin ESPN+ | WAC | | 2 PM |
| 15 | Tarleton State ESPN+ | WAC | | 7 PM |
| 17 | @ UT Rio Grande Valley ESPN+ | WAC | | 6:30 PM |
| 22 | Southern Utah ESPN+ | WAC | | 7 PM |
| 24 | Utah Tech ESPN+ | WAC | | 2 PM |
| 29 | @ Seattle U ESPN+ | WAC | | 9 PM |

MARCH (0-0)

| | | | | |
|---|--------------------------|-----|--|------|
| 2 | @ Utah Valley ESPN+ | WAC | | 3 PM |
| 7 | California Baptist ESPN+ | WAC | | 7 PM |

WAC TOURNAMENT (LAS VEGAS, NV ✕ ORLEANS ARENA)

| | | |
|----|--|-----|
| 13 | First Round #5 vs. #8 #6 vs. #7 | TBA |
| 14 | Quarterfinals #5/8 vs. #4 #6/7 vs. #3 | TBA |
| 15 | Semifinals #5/8/4 vs. #1 #6/7/3 vs. #2 | TBA |
| 16 | Final | TBA |



UT ARLINGTON (6-8, 1-2 WAC) ✕ STEPHEN F. AUSTIN (9-5, 2-1 WAC)
Nacogdoches, Texas ✕ William R. Johnson Coliseum (7203)
ESPN+ ✕ Chase Merrell ✕ Jonathan Shuskey
102.5 FM | 620 AM ✕ Varsity Network App ✕ Josh Sours
All-Time Series: UTA Leads, 32-30 (More: Page 2)



KT TURNER: 6-8 (1ST SEASON) ✕ HEAD COACHES ✕ KYLE KELLER: 94-73 (8TH SEASON)

THE OPENING TIP (S)

⇒ UT Arlington – which has played the nation's 11th-hardest non-conference schedule this season and 13th-most difficult overall – will be looking to snap an 0-7 start on the road this year. The last time the Mavs began a year 0-8 on the road was 2000-01, and their first win that year came on Jan. 6 at Lamar.

⇒ On Thursday at Tarleton State, the Mavs erased a 13-point deficit with six minutes left, tied the game at 74-74 on a Makaih Williams layup but a 3-pointer by Lue Williams with 24 seconds left proved to be the difference for the Texans in a 78-76 setback for UTA.

⇒ UTA mounted that comeback despite not having two of their top-3 scorers this year in Phillip Russell (15 ppg) and DaJuan Gordon (9.7 ppg) for the final five minutes. Both players sustained injuries 43 seconds apart and did not return, and their statuses for Saturday's contest are uncertain. Gordon reached 600 career rebounds in the game Thursday.

⇒ True freshman Makaih Williams became the fifth-different UTA player to score 20+ points in a game this year when he delivered a career-high 24 at Tarleton. In the process he also became the seventh UTA player to lead the Mavs in scoring in a game this season.

PROBABLE STARTERS



1 PHILLIP RUSSELL

Jr. ✕ G ✕ 5-10 ✕ 165
St. Louis, MO ✕ Southeast Missouri
15 PPG, 4.4 APG Thru 1st 5 Games



2 MAKAIH WILLIAMS

Fr. ✕ G ✕ 6-1 ✕ 165
Long Beach, CA ✕ Future College Prep
20 Of 47 RBS On Yr. In Last 3 GMS



3 DAJUAN GORDON

Gr. ✕ G ✕ 6-5 ✕ 195
Chicago, IL ✕ North Texas
9.7 PPG, 7.6 RPG This Yr.



11 DWAYNE KOROMA

R-So. ✕ F ✕ 6-8 ✕ 205
Berlin, Germany ✕ Salt Lake CC
Shooting 57% From The Floor



22 SHEMAR WILSON

Jr. ✕ F ✕ 6-9 ✕ 215
Avondale, AZ ✕ Phoenix College
13.1 PPG, Team-Best 7.9 RPG This Yr.

TWEETABLES

1) UTA's five 20-point scorers are tied for the most in the WAC this season along with SFA, Southern Utah, UTRGV and Utah Tech.

2) Through three WAC games, UTA is shooting 50% from the floor – tied with Grand Canyon for the best in the league.

3) In WAC contests, the Mavs lead the conference in 3-pointers made (27, 9/ game) and percentage (44.3); no other team is even at 40%. UTA also paces the WAC in assists in conference games at 15 per outing.

4) UTA's nine double-doubles are tied with Grand Canyon for the most in the WAC: Wilson (4), Gordon (4) and Aaron Cash (1). Those nine are more than four teams combined: Seattle U (1), SFA (2), Abilene Christian (2) and Utah Valley (3).

5) UTA lost on Thursday for just the second time this season when scoring 70+ points, and in both games the Mavs had the game tied with under a minute remaining (82-80 at New Mexico).

ABOUT THE MATCHUP



⇒ SFA (1st, 18.4) and UTA (2nd, 15.6) commit the most turnovers among all WAC teams; SFA is 1st in steals at 10.2. The two teams also rank 1-2 in the league in offensive rebounding with the Lumberjacks 1st at 13.4 and the Mavs 2nd at 12.9.

⇒ Through three WAC games, only Grand Canyon (83.7) is averaging more points than UTA (2nd, 77) and SFA (3rd, 76.7).

⇒ The 'Jacks have won four in a row and are coming off an 85-78 victory on Thursday afternoon at UT Rio Grande Valley. SFA was picked to finish 2nd in the WAC Preseason Poll.

⇒ SFA leads the nation in bench points per game (40.9), and had 60 of those against UTRGV. The 'Jacks also rank in the top-25 nationally in turnovers forced (3rd, 18.9), steals (13th, 10.2) and free throws made (25th, 17.4).

⇒ Six different SFA players average better than 7 points per game, led by Sadaidriene Hall at 10.2 – the lone double-figure scorer for the Lumberjacks. He also leads SFA on the glass (5.2).

SERIES HISTORY -- UTA Leads, 32-30

Last 10 Meetings | All Results: Page 31

| Date | Location | Result | Score |
|----------|-------------|--------|------------|
| 3.1.08 | Nacogdoches | W | 75-65 |
| 1.21.09 | Arlington | W | 67-52 |
| 1.20.10 | Nacogdoches | L | 65-72 |
| 3.10.10 | Katy, Texas | L | 54-77 |
| 1.22.11 | Nacogdoches | W | 65-52 |
| 2.16.11 | Arlington | W | 66-65 (OT) |
| 1.21.12 | Arlington | W | 63-54 |
| 2.15.12 | Nacogdoches | W | 51-47 |
| 12.31.22 | Arlington | L | 62-66 |
| 2.18.23 | Nacogdoches | W | 75-70 |

TARLETON TAKEAWAYS

• Tarleton entered Thursday's game shooting only 27% from 3-point range and averaging just 4.7 makes per contest this year, but the Texans finished at 57% and knocked down a season-most 12 triples against UTA.

• UTA's 76 points represented the sixth time already this year the Mavs have scored 75+ points versus a Division-I opponent; that happened only four times all of last year.

• Tarleton came into the game leading the WAC in fewest points allowed (63.2), but UTA's 76 were the most the Texans have allowed at home this year and the 3rd most by any foe (86 at Bradley, 80 at Virginia).

• The Mavs had a season-high 26 fastbreak points; in the prior three games combined they had 14 total.

• Kade Douglas (7.5 ppg) was held scoreless on Thursday. Last time he didn't score on Dec. 23 at North Texas, he responded with a team-most 17 points at #21 Texas the next time out this past Monday.

SHEMAR WILSON TOP-45 NATIONAL RANKINGS

Blocks Per Game: 34th (2/gm)

Offensive Rebounds: 45th (3.2/gm)

Free Throw Attempts: 45th (86)

Wilson and DaJuan Gordon are tied for the 2nd-most doubles-doubles in the WAC this year behind Tarleton State's KiAndre Gaddy who has five. Wilson has a conference-leading seven games of double-figure rebounds and is 2nd in the league in offensive rebounding.

A KEY PIECE NOW ELIGIBLE: PHILLIP RUSSELL



- 2022-23 Ohio Valley First Team
- 2021-22 Ohio Valley Second Team
- 2021-22 Ohio Valley All-Newcomer Team

• Ranked 11th in the country in free throws made (173) and 26th in total assists (174) last year.

• Tied SEMO's D-I single-game scoring record not once, but twice, with a pair of 37-point outbursts.

• As a freshman, he scored 35 points, grabbed 10 rebounds and had five steals in a game, making him only the second D-I freshman in the previous 25 years to reach 35+ points, 10+ rebounds and 5+ steals in a game. The other belongs to three-time NBA All-Star and 1st Overall NBA Draft Pick Ben Simmons when he was at LSU in 2015.

After missing the first nine games of the year, Phillip Russell made his UTA debut on Dec. 16 versus Air Force. That came after several days of court rulings and NCAA announcements from Dec. 13-15 which culminated with the NCAA reaching an agreement with the States to convert a 14-day temporary restraining order by a West Virginia judge in a lawsuit against the NCAA into a preliminary injunction through the end of the 2024 spring championship season to grant immediate eligibility to all multiple-time undergraduate transfers.

Russell began his career as a walk-on with Saint Louis in 2020-21, playing in eight games off the bench before transferring to Southeast Missouri where spent the past two seasons. In those two years he scored 1,019 points, including an 18.1 per-game average last year in leading SEMO to the NCAA Tournament and its first Ohio Valley Conference Championship in 23 years.

He led the OVC in total points (615) and assists (174) in 2022-23, becoming only the third OVC player in the last 25 years to pace the conference in points and assists in the same season. The other two were Murray State's Ja Morant (2018-19) and Cameron Payne (2014-15). Morant was the 2020 NBA Rookie of the Year and is a two-time NBA All-Star, while Payne was the 14th overall pick in the 2015 NBA Draft and currently plays for the Milwaukee Bucks.

MORE INFO ON RUSSELL: PAGE 15

| RK | PLAYER | TEAM | POS | PPP | PTS |
|----|------------------------|------|-----|------|-----|
| 1 | Divant'e Moffitt | IDHO | 74 | 1.18 | 87 |
| 2 | Drew Pember | UNCA | 71 | 1.20 | 85 |
| 3 | Kendric Davis | MEM | 77 | 1.09 | 84 |
| 4 | Markquis Nowell | KSU | 73 | 1.10 | 80 |
| 5 | PHILLIP RUSSELL | SEMO | 75 | 1.05 | 79 |

Russell also scored the 5th-most 'clutch' points of any player in the nation last year, tallying 79 in the last five minutes of regulation or overtime.

Seven of those 79 came in the most clutch scenario possible as he scored all of SEMO's final seven points in an 89-82 overtime victory in the OVC Tournament Final against Tennessee Tech to clinch the Redhawks' NCAA Tournament berth.



WESTERN ATHLETIC CONFERENCE STANDINGS

| # | SCHOOL | WAC | WAC Pts | OVERALL | WIN% | STRK |
|----------|----------------------|------------|--------------|------------|-------------|-----------|
| 1 | RV Grand Canyon | 3-0 | 4.64 | 13-1 | .929 | W10 |
| | Tarleton State | 3-0 | 0.81 | 10-4 | .714 | W2 |
| 3 | Seattle U | 2-1 | 0.27 | 9-5 | .643 | W3 |
| | Stephen F. Austin | 2-1 | -0.23 | 9-5 | .643 | W4 |
| | Utah Valley | 2-1 | -0.35 | 7-7 | .500 | W1 |
| | Utah Tech | 2-1 | -1.60 | 6-8 | .429 | L1 |
| 7 | UT Arlington | 1-2 | -0.98 | 6-8 | .429 | L4 |
| | California Baptist | 1-2 | -1.65 | 8-6 | .571 | L2 |
| 9 | Abilene Christian | 0-2 | -2.18 | 5-8 | .385 | W2 |
| 10 | Southern Utah | 0-3 | -3.07 | 5-9 | .357 | L1 |
| | UT Rio Grande Valley | 0-3 | -4.42 | 4-10 | .286 | L1 |

2023-24 PRESEASON COACHES POLL

| Rank | Team (1st-Place Votes) | Points |
|----------|------------------------|-----------|
| 1 | Grand Canyon (9) | 99 |
| 2 | Stephen F. Austin (2) | 87 |
| 3 | Seattle U | 86 |
| 4 | Utah Valley | 61 |
| 5 | Abilene Christian | 60 |
| 6 | Tarleton State | 49 |
| 7 | California Baptist | 47 |
| 8 | UT Arlington | 43 |
| 9 | Southern Utah | 26 |
| | UT Rio Grande Valley | 26 |
| 11 | Utah Tech | 21 |

Due to -0.98 resume-seeding points, UTA would currently be the #6 seed in the WAC Tournament.

PRESEASON ALL-WAC TEAM

PRESEASON PLAYER OF THE YEAR

Ray Harrison × Jr. × G × Grand Canyon

Ray Harrison × Jr. × G × Grand Canyon
 Gabe McGlothlin × R-Sr. × F × Grand Canyon
 Cameron Tyson × R-Sr. × G × Seattle U
 Sadaidriene Hall × Jr. × F × Stephen F. Austin
 Drake Allen × Jr. × G × Utah Valley

SEEDING SYSTEM IS BACK

Once again this season, the WAC résumé-seeding system will determine how the eight teams at the WAC Tournament will be seeded (**denoted by WAC Points in the table at the top of the page; higher point total = a better seed**).

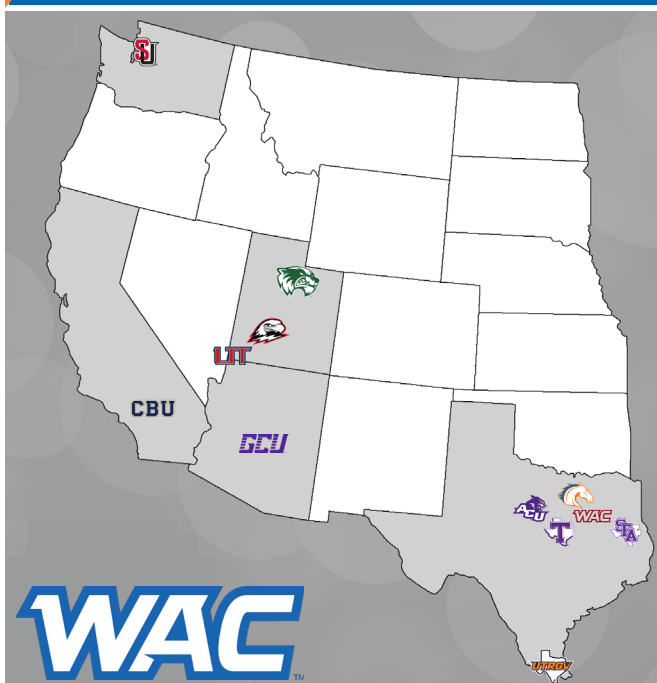
The WAC has sent at least two teams to the NCAA Tournament in 28 of the past 47 seasons. In an effort to continue enhancing its at-large prospects and protecting top seeds in March, the résumé-seeding system was introduced for the first time in 2022-23.

An algorithm will rate performance against all Division-I teams faced in the regular season, not just conference play. That will rank teams for the conference postseason tournament. Using this résumé-seeding system, teams will receive more credit for scheduling and playing stronger opponents than weaker ones. This should help the WAC have higher NET rankings, a key-criteria used by the NCAA basketball selection committees.

WAC Commissioner Brian Thornton and WAC Associate Commissioner of Basketball Drew Speraw worked with Ken Pomeroy of kenpom.com to put together the formula.

The seeding will be updated daily, and the first edition this year was unveiled in early December.

BACK TO THE WAC



2012-13 WAC MEMBERSHIP (Current Affiliation)

Denver (Summit League)
 Idaho (Big Sky Conference)
 Louisiana Tech (Conference USA)
 New Mexico State (Conference USA)
 San Jose State (Mountain West Conference)
Seattle U
 Texas State (Sun Belt Conference)
 Utah State (Mountain West Conference)
UT Arlington
 UTSA (American Athletic Conference)

WAC NOTES

⇒ With UTA playing its first WAC game on Nov. 29, it represented the Mavs' earliest conference game in program history; the previous record was Dec. 7, 2000, in the Southland Conference.

⇒ This will be the seventh time in program history that UTA will play 20 league contests in a season: 2000-03 Southland; 2014-16 and 2019-20 Sun Belt Conference.

⇒ Eight of UTA's 20 WAC games year will be against opponents that played in the postseason last year (will face each twice): Grand Canyon (NCAA Tournament), Utah Valley (NIT semifinalist), Southern Utah (CBI semifinals) and Tarleton State (CBI).

2022-23 WAC MEMBERSHIP

Abilene Christian
 California Baptist
 Grand Canyon
Seattle U
 Southern Utah
 Stephen F. Austin
UT Arlington
 Tarleton State
 UT Rio Grande Valley
 Utah Tech
 Utah Valley

11 Last year, the WAC ranked as the 11th best men's basketball conference in the country (out of 32, and ahead of the typical multi-bid Atlantic 10 Conference).



In October of 2022 the WAC officially relocated its conference headquarters to the city of Arlington, less than five miles from UTA's campus. The WAC had been anchored in Denver for all but a brief stretch of its initial 60 years of existence.

Akili Vining did not have a turnover while issuing eight assists against Alcorn State on Nov. 22, becoming just the fourth UTA player since 2010 to have at least 8 assists and 0 turnovers versus a D-I foe, joining Javon Levi, Brian Warren and Erick Neal.

Additionally, with 7 points and 5 rebounds to go along with the 8 assists and 0 turnovers, Vining was the first player in the nation to finish with at least those totals coming off the bench since Feb. 26, 2022; dating back to 2017, only eight other players in the country have registered that stat line against a Division-I opponent.

SCORING DEPTH

The Mavs have already had 11 players reach double-figure points in a game this year. Below is a list of those double-figure players, their respective season highs and how many times they have led UTA in scoring:

| | |
|--------------------------------|----|
| Shemar Wilson ⁽⁴⁾ | 29 |
| Phillip Russell ⁽²⁾ | 28 |
| DaJuan Gordon ⁽²⁾ | 24 |
| Makaih Williams ⁽¹⁾ | 24 |
| Kade Douglas ⁽³⁾ | 20 |
| Aaron Cash ⁽¹⁾ | 17 |
| Akili Vining | 16 |
| Fabio Basili ⁽¹⁾ | 15 |
| Brandyn Talbot | 14 |
| Dwayne Koroma | 12 |
| Freds Pauls Bagatskis | 11 |

BY THE NUMBERS

2) Both Shemar Wilson (29 points, 11 rebounds) and DaJuan Gordon (13 points, 14 rebounds) recorded double-doubles at New Mexico on Nov. 16 to become the first UTA players since Nov. 28, 2020, to accomplish the feat.

3) The Mavs have had at least two players in three games already this year record double-figure rebounds. Prior to this season, the last time that occurred in any game was on Dec. 16, 2021, at Oral Roberts.

8) DaJuan Gordon did not score against Texas State on Nov. 25, but pulled down eight rebounds before fouling out. He is just the fifth UTA player since 2010 to secure 8+ rebounds in a game and not score (Montez Young Jr., Jabari Narcis, Kevin Hervey and Stuart Lagerson).

25) The Mavs distributed the ball to the tune of 25 assists on 27 made field goals versus Abilene Christian. Only three other teams in the nation since 2015 have had 25+ assists on 27 or fewer makes: Minnesota in March of 2023, Davidson in February of 2020 and Pittsburgh in February of 2017.

40) Aaron Cash played all 40 minutes in the UNT Dallas contest, becoming just the third UTA player in the last 13 seasons to log all 40 minutes of a regulation game.

46) Against Grand Canyon on Dec. 2, UTA shot 46.2% (24-52) from the floor while holding the Lopes to 37.5% (21-56) – representing just the second time since 2010 the Mavs lost a road game when shooting at least 46% and holding their opponent under 38% (Mar. 5, 2015, at Georgia Southern, 76-64).

HEAD-COACHING DEBUT WIN



⇒ In his head-coaching debut, **KT Turner** earned his first win on Nov. 6 as UTA overcame an 11-point 2nd-half deficit to claim a 75-71 win over an Oral Roberts team which won 30 games and played in the NCAA Tournament a season ago.

⇒ UTA shot just 34.8% versus ORU, and that was its worst in a win since 33.3% at Bradley on Dec. 16, 2016. Since 2010, there have now only been four games that UTA has won when shooting below 35%. Additionally, **it was the only game in the last 13 years that the Mavs won, scored at least 70 points and shot less than 35%.**

6 UTA knocked down 17 3-pointers on Nov. 11 against UT Tyler to tie a single-game program record that had only been reached once before on Dec. 8, 2015, against Bradley. Those 17 triples are three more than any other WAC team has made this year.

The win over ORU gave the Mavs 800 all-time D-I victories. UTA's inaugural NCAA campaign took place in 1959-60.

GETTING AFTER THE GLASS

⇒ The Mavs had three players secure double-figure rebounds versus Oral Roberts: Shemar Wilson (14), DaJuan Gordon (14) and Dwayne Koroma (11). **That marked just the second time since 1990 that UTA had three players with 10+ boards in a game (2016 vs. Arkansas State).**

⇒ In total, UTA pulled down 22 offensive rebounds against the Golden Eagles. That's the most against a Division-I foe since matching that total at Texas on Dec. 1, 2015. The last time a UTA team had more offensive boards versus a D-I foe was Feb. 26, 2011, with 23 opposite Northwestern State.

DOUBLE-DOUBLE MACHINE

DaJuan Gordon was named the WAC Player of the Week on Nov. 13 after posting a pair of double-doubles; he added another double-double in his next game. **Gordon is one of only two UTA players in program history to begin his tenure with the Mavs by posting three-straight double-doubles.** The only other was Damon Johnson in 1994 (Nov. 26-Dec. 2). No player has ever had four-consecutive double-doubles to begin a UTA career.

As part of that Player of the Week performance, Gordon eclipsed 500 career rebounds, and now boasts 600

WELCOME OFFENSIVE OUTBURSTS

Against Abilene Christian in the WAC opener on Nov. 29, UTA shot a season-best 57% (27-47) from the floor – the best any Maverick team has shot against a D-I opponent since 2018. Additionally, **UTA connected a 54.5% clip (12-22) from 3-point range to tie the 7th-best percentage in single-game program history** (minimum 10 makes).

Six times already this year UTA has scored 75+ points against Division-I competition; the Mavs accomplished that feat just four times all of last season (regular and postseason). Furthermore, UTA has tallied 80+ in regulation three times this year; that occurred three times total in the previous two regular seasons.

YEAR 10 FOR THE VOICE OF THE MAVS



Josh Sours is in his 10th year calling UTA men's basketball games on the radio. A 2013 UTA grad, Sours entered into the role for the 2014-15 season. Including a few fill-in roles in 2013-14, Sours has called 307 UTA men's basketball games.

UTA NAME, IMAGE & LIKENESS










⇒ opendorse.com/uta-mavericks

⇒ athletesthread.com

⇒ dreamcitysports.com

CHALLENGING NON-CONFERENCE SLATE

UTA's non-conference schedule consisted of 11 games, nine of which were against Division-I opponents. Of those nine, six played in the postseason (NCAA Tournament or NIT) last year, six were ranked in the top 65 of the final NET (two in the top 10) and four won at least 28 games (two with at least 30). **UTA has also already played a conference game against Grand Canyon (NCAA Tournament in 2023).**

| | TEAM / RESULT | RECORD / NET | CONFERENCE | POSTSEASON | RESULT(S) |
|---|---------------------------|--------------------------------|---|-----------------|--|
|  | Oral Roberts W, 75-71 | 30-5 (18-0 Summit) NET: 50 | Summit League Regular Season & Tournament Champions | NCAA / #12 Seed | L (5) Duke, 74-51 |
|  | @ New Mexico L, 82-80 | 22-12 (8-10 MW) NET: 64 | Mountain West Quarterfinals | NIT | L Utah Valley, 83-69 |
|  | @ #3 Arizona L, 101-56 | 28-7 (14-6 PAC-12) NET: 10 | Pac-12 Tournament Champions | NCAA / #2 Seed | L (15) Princeton, 59-55 |
|  | Alcorn State W, 82-69 | 18-14 (15-3 SWAC) NET: 245 | SWAC Regular Season Champions | NIT | L, North Texas, 69-53 |
|  | @ Texas Tech L, 77-66 | 16-16 (5-13 Big 12) NET: 62 | Big 12 First Round | ----- | ----- |
|  | @ North Texas L, 78-52 | 31-7 (16-4 C-USA) NET: 30 | Conference USA Semifinals | NIT Champions | NIT Final 4: W, Wisconsin, 56-54 W, UAB, 68-61 |
|  | @ Texas L, 79-62 | 29-9 (12-6 Big 12) NET: 7 | Big 12 Tournament Champions | NCAA / #2 Seed | W (15) Colgate, 81-61 W (10) Penn State, 71-66 W (3) Xavier, 83-71 L (5) Miami, 88-81 |

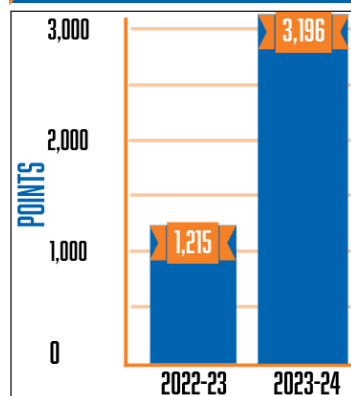
UTA and Abilene Christian are the only WAC members this season who have three games scheduled with Power-5 opponents (ACU: Oklahoma State, NC State, Arkansas).

CLEANING UP THE WEEKLY AWARDS

UTA has had three different players win either WAC Player of the Week or Newcomer of the Week this season: DaJuan Gordon (Player, Nov. 13), Shemar Wilson (Player, Nov. 20) and Phillip Russell (Newcomer, Dec. 18). **UTA and Grand Canyon are the only schools in the WAC with three different players earning weekly awards this year.**

Gordon and Wilson became the first set of UTA teammates to be named conference Player of the Week in the same season since 2017-18 when Kevin Hervey and Erick Neal both received the recognition when the Mavs were in the Sun Belt Conference. Furthermore, since the WAC began issuing Player of the Week honors in 1982-83, that was just the sixth occurrence of the same school winning each of the season's first two awards.

A WHOLE LOTTA EXPERIENCE



With returners Shemar Wilson, Aaron Cash and Brandyn Talbot, UTA has 10 players on this year's roster who have previous Division-I playing experience. Those 10 had combined to score 3,196 D-I points entering the season. As a team last year, UTA began the season with only 1,215 D-I points across six players.

AGE IS JUST A NUMBER

UTA has not one, but two, of the oldest players in Division-I men's basketball this season in Aaron Cash (turned 25 on Dec. 6) and Akili Vining (24; turns 25 in April). Cash is the 7th oldest, while Vining is the 18th oldest. UTA and BYU are the only schools in the nation with two of the 20 oldest players:

- 1) Spencer Johnson (BYU) – Sept. 3, 1997
- 2) Jemarl Baker Jr. (New Mexico) – June 12, 1998
- 3) Jalen Jordan (Middle Tennessee) – June 19, 1998
- 4) Trevin Knell (BYU) – Sept. 26, 1998
- 5) Michael Hueitt, Jr. (Pittsburgh) – Oct. 2, 1998
- 6) Jermaine Cousnard (Oregon) – Nov. 25, 1998
- 7) **Aaron Cash (UT Arlington) – Dec. 6, 1998**
- 8) Drue Drinnon (Texas State) – Dec. 7, 1998
- 9) Brock Cunningham (Texas) – Dec. 13, 1998
- 10) Fardaws Aimaq (California) – Jan. 6, 1999
- 11) Parker Fox (Minnesota) – Feb. 20, 1999
- 12) Chuck O'Bannon Jr. (TCU) – Mar. 1, 1999
- 13) Gabe McGlothan (Grand Canyon) – Mar. 3, 1999
- 14) Edoardo Del Cadia (Detroit) – Mar. 10, 1999
- 15) Jared Bynum (Stanford) – Mar. 16, 1999
- 16) Elijah Buchanan (NJIT) – Apr. 8, 1999
- 17) Qwanzi Samuels (IUPUI) – Apr. 13, 1999
- 18) **Akili Vining (UT Arlington) – Apr. 25, 1999**
- 19) Jeffery Armstrong (Southern Miss) – May 2, 1999
- 20) Moses Wood (Washington) – May 3, 1999



Akili Vining is one of just four players in the nation who are at a fifth different school, and he is one of just two from that group who are in their first year at a D-I institution.

Akili Vining: UT Arlington | 5th Team | 1st Year D-I | 6th Season
Malik Tidwell: Georgia Southern | 5th Team | 1st Year D-I | 5th Season
Adam Hess: NJIT | 5th Team | 3rd Year D-I | 6th Season
RayQuawndis Mitchell: Penn State | 5th Team | 4th Year D-I | 5th Season

STATISTICAL TRENDS

UTA'S RECORD WHEN...

| | |
|-------------------------------------|-----|
| Monday | 1-1 |
| Tuesday | 0-0 |
| Wednesday | 3-0 |
| Thursday | 0-3 |
| Friday | 0-0 |
| Saturday | 2-3 |
| Sunday | 0-1 |
| Leading At Halftime | 5-1 |
| Trailing At Halftime | 1-7 |
| Tied At Halftime | 0-0 |
| Leading With 5 Minutes Left | 5-1 |
| Trailing With 5 Minutes Left | 1-7 |
| Tied With 5 Minutes Left | 0-0 |
| Shooting 40% FG Or Better | 4-5 |
| Shooting Less Than 40% FG | 2-3 |
| Opponent 40% FG Or Better | 3-7 |
| Opponent Less Than 40% FG | 3-1 |
| Shooting Better FG% Than Opponent | 4-2 |
| Shooting Worse FG% Than Opponent | 2-6 |
| Shooting Better 3-FG% Than Opponent | 4-3 |
| Shooting Worse 3-FG% Than Opponent | 2-5 |
| Outrebounding Opponent | 6-3 |
| Outrebounded By Opponent | 0-4 |
| Rebounds Tied | 0-1 |
| More Turnovers Than Opponent | 4-7 |
| Fewer Turnovers Than Opponent | 1-0 |
| Same Turnovers As Opponent | 1-1 |

UTA'S POINT TOTAL...

| | |
|--------------|-----|
| 35-49 Points | 0-0 |
| 50-59 Points | 0-2 |
| 60-69 Points | 0-4 |
| 70-79 Points | 3-1 |
| 80-89 Points | 2-1 |
| 90-99 Points | 1-0 |
| 100+ Points | 0-0 |

GAMES DECIDED BY...

| | |
|--------------|-----|
| 1-5 Points | 2-2 |
| 6-9 Points | 0-2 |
| 10-19 Points | 2-2 |
| 20+ Points | 2-2 |

WIN-LOSS COMPARE

UTA's statistical averages in its wins and losses this season:

| STAT | Ws (6) | Ls (8) |
|-------------|--------|--------|
| PPG | 81.3 | 65.9 |
| PPG ALLOWED | 64.2 | 80.5 |
| FG% ALLOWED | 37.2 | 45.9 |
| APG | 21.3 | 11.5 |
| TOs/Game | 14.8 | 16.1 |

Please refer to the University of Texas at Arlington as **UT Arlington**. UTA is acceptable on second reference. Using Texas-Arlington, UT-Arlington or any other form is incorrect.

HISTORICAL PERFORMANCES

In its 74-37 win over UNT Dallas on Dec. 6, the Mavs had 26 offensive rebounds to tie for the 6th most in single-game program history and most in any game since 1996. Of those 26 o-boards, 25 were secured by players (one team rebound) to represent the 6th-most offensive rebounds by any team in the nation this year.

Individually, Aaron Cash – who had 17 points and 17 rebounds – was responsible for 12 offensive rebounds to tie for the most in program lore with Johnny McDowell (1992) and Sam Norton (1984). **Those dozen o-boards are also the most by any player in the nation this year** (four players with 11; five with 10). **The 17 total rebounds are the most by any player in the WAC this season.**


Defensively, the 37 points UTA allowed were its 2nd fewest all-time behind only a 36-point performance against SMU in 1989 – a game the Mavs actually lost, 36-31. Those are the only two times in the 64+ years of the program UTA has held a team under 40 points.

RARE OFFENSIVE GLASS PERFORMANCE


Against North Texas last season on Dec. 6, Shemar Wilson grabbed eight rebounds, and all of them were offensive. Over the last seven seasons – since the start of the 2016-17 campaign – Wilson is one of just seven players in the nation to secure at least eight offensive rebounds and zero defensive boards in a game.



SLEEPING ON US?



While UTA was picked to finish 8th by WAC coaches in the league's preseason poll, the highly respected Field of 68 Almanac has the Mavs ranked 4th in its preseason poll behind only, in order, Grand Canyon, Stephen F. Austin and Seattle U.



Additionally, in the Field of 68 Almanac, an anonymous WAC coaches poll predicts UTA as the 'Sleeper Team' in the league.

2023 FIBA U20 EUROPEAN CHAMPIONSHIP



This past summer, Freds Pauls Bagatskis represented Latvia at the 2023 FIBA U20 European Championship, Division B, in Skopje, North Macedonia.

He averaged a team-high 17.3 points in only 22 minutes per game across seven contests (3-4 team record), shot 44.3% from 3-point range and made a tournament-high 27 triples.

Bagatskis scored 41 points on 10-14 from 3-point range in just 19 minutes of action in a 99-57 win against Albania on July 12. **The 41 points were the 2nd-most all-time in any Latvian national team game, and the 10 3s represented the all-time Latvian single-game record.**

Versus Finland on July 8, he scored 29 points on the strength of 8-13 from 3. At the time, those eight triples were the 2nd most in Latvian history.

PLAYERS NOT RETURNING FROM LAST SEASON

| Player | REASON (NOTES) |
|------------------|--|
| Chendall Weaver | Transferred To Texas (WAC Freshman of the Year) |
| Brandon Walker | Transferred To Montana State (6.6 PPG, 4.3 RPG) |
| Kyron Gibson | Transferred To Drake (Team-Best 11.2 PPG) |
| Shaysten Cornish | Walk-On (Preseason Knee Injury) |
| Damonze Woods | Mutual Parting (2.5 PPG, 1.7 RPG) |
| Cash Clayton | Walk-On (Mutual Parting) |
| Pedro Castro | Graduated (Now Working For The FBI) |
| Dario Domingos | Transferred To Tarleton State (3.7 PPG, 2.3 RPG) |
| Montez Young Jr. | Transferred To Texas Wesleyan (2.7 PPG, 3.2 RPG) |
| Marion Humphrey | Transferred To Texas A&M-Corpus Christi (6.8 PPG, 2.6 RPG) |

WHAT'S IN A NAME



Yes, his full, legal name is **Sterling Lebron James Gaston-Chapman**. On July 8, 2003, Lebron James made his NBA Summer League debut. Ten days later, on July 18, Gaston-Chapman was born. Lebron – despite not yet having played in a regular season NBA game – was Gaston-Chapman's father, Les, favorite player.

Kansas Department of Health and Environment
Office of Vital Statistics
JUL 23 2003

115-
2003-022001

CERTIFICATE OF LIVE BIRTH

1. CHILD'S NAME
FIRST: STERLING MIDDLE: JAMES LAST: GASTON-CHAPMAN

2. DATE OF BIRTH (Month, Day, Year)
JULY 18, 2003

3. TIME OF BIRTH
7:47 AM

4. SEX
MALE

5. CITY, TOWN, OR LOCATION OF BIRTH
Wichita

6. COUNTY OF BIRTH
Sedgwick

7. PLACE OF BIRTH
☒ Hospital ☐ Freestanding Birthing Center ☐ Residence ☐ Clinic/Doctor's Office ☐ Other (Specify)

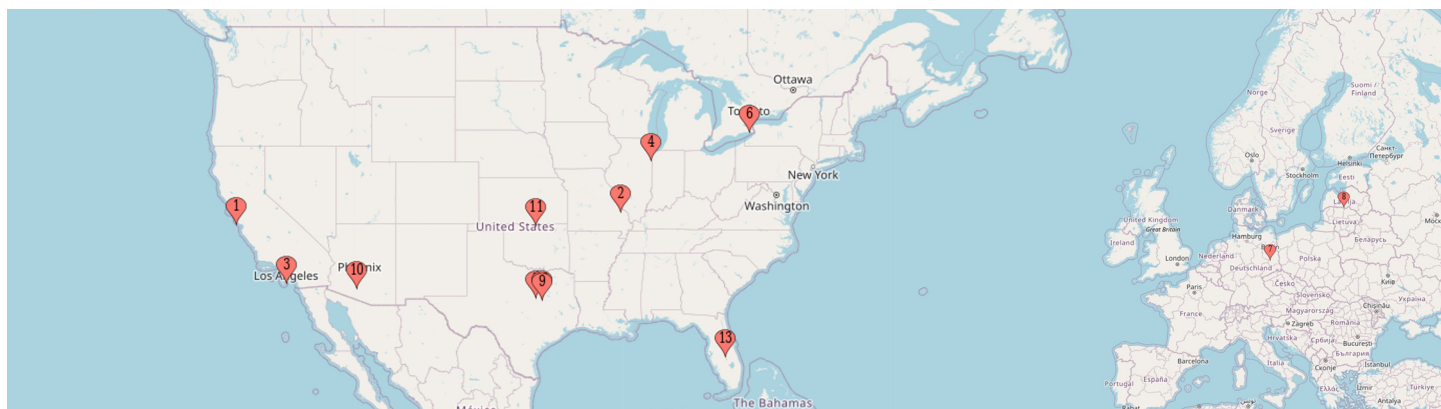
8. FACILITY NAME (if not institution, give street and number)
VIA CHRISTI RMC ST. JOSEPH CAMPUS

STERLING
LEBRON JAMES
GASTON-CHAPMAN



ROSTER DEMOGRAPHICS

UTA's 13-player roster is represented by four different countries (United States, Canada, Germany and Latvia) and seven different states (Texas, Florida, Illinois, Missouri, Kansas, California and Arizona). Freds Pauls Bagatskis is UTA's first-ever player who hails from Latvia, while Dwayne Koroma is the Mavs' first player from Germany.



AMONG THE WESTERN ATHLETIC CONFERENCE'S BEST

From 2015-16 to the start of this season, UTA boasts the 4th-best average annual NET/RPI ranking of all WAC members at #159. With a final ranking of #40 in 2016-17, UTA is responsible for the best single-year NET/RPI by any current WAC school over the past eight seasons. Additionally – in that same timeframe – UTA, is the only WAC institution without a single season NET/RPI above #250.

| Team | 2015-16 | 2016-17 | 2017-18 | 2018-19 | 2019-20 | 2020-21 | 2021-22 | 2022-23 | Average |
|----------------------|------------|---------------------|------------|--------------------|------------|--------------------|------------|------------|------------|
| Grand Canyon | 88 | 124 | 175 | 104 | 278 | 108 | 92 | 106 | 134 |
| Stephen F. Austin | 62 | 206 | 107 | 312 | 77 | 142 | 123 | 136 | 146 |
| California Baptist | | | | 168 | 200 | 238 | 222 | 171 | 157 |
| UT Arlington | 107 | 40 | 112 | 160 | 129 | 242 | 236 | 249 | 159 |
| Utah Valley | 274 | 180 | 91 | 100 | 250 | 206 | 116 | 58 | 159 |
| Abilene Christian | 325 | 284 | 263 | 157 | 194 | 74 | 121 | 204 | 202 |
| Tarleton State | | | | | | 235 | 214 | 165 | 205 |
| Seattle U | 285 | 272 | 190 | 201 | 226 | 236 | 129 | 142 | 209 |
| Southern Utah | 336 | 341 | 249 | 258 | 184 | 122 | 164 | 113 | 221 |
| Utah Tech | | | | | | 314 | 273 | 158 | 248 |
| UTRGV | 335 | 315 | 234 | 185 | 260 | 282 | 307 | 259 | 272 |
| SOUTHLAND CONFERENCE | | SUN BELT CONFERENCE | | BIG SKY CONFERENCE | | DIVISION-II MEMBER | | | |

MAKING EZ WURK OF THINGS



True freshman **Makaih Williams** has his own **Christian and sports-inspired clothing line** that he started his junior year of high school named **EZ WURK**. The name of the company is an ode to a basketball player getting hot and making 'easy work' of his opponent, but then he put his own twist on it:

EZ = Mastery
W = Work
U = Understanding
R = Repetition
K = Knowledge

AN ARTIST AT WORK

Outside of basketball, **art is arguably Aaron Cash's biggest passion**. Originally his artistry started by drawing, but that has since evolved into painting, sculpting and graphic design. If it's an off day and he's not in the gym, there's a good chance he's using his 'down time' to create more artwork.



A painted self portrait.



An African art sculpture depicting how he envisions his future child.

MAVS IN THE PROS



UTA's all-time leading rebounder (921) and 2nd-leading scorer (1,783), Kevin Hervey became the first, and to this day only, Maverick to play in an NBA game when he appeared for the Oklahoma City Thunder on Dec. 26, 2019, versus the Memphis Grizzlies.

He played in 10 games with OKC in 2019-20, including three in the COVID Bubble in Orlando, scoring an NBA career-best eight points against the Phoenix Suns on Aug. 10. An Arlington native, Hervey was drafted by the Thunder with the 57th pick in the 2nd Round in 2018. He was the 4th all-time UTA player selected in the draft and the first since the NBA reduced the number of rounds to just two in 1989. Paul Renfro

became UTA's first-ever draft pick when he was taken in the 9th round (181st overall) by the Utah Jazz in 1980. Two Mavericks were selected in 1982 – both by the Dallas Mavericks. Ralph McPherson was selected in the 9th round (188th) and Albert Culton picked in the 10th round (209th).

FORMER MAVS CURRENTLY PLAYING PROFESSIONALLY

| | | |
|---------------------|---------------------------------|---------|
| David Azore '22 | Pyrinto | Finland |
| Javon Levi '22 | Dubrovnik | Croatia |
| Lazaro Rojas '22 | Sport Club Corinthians Paulista | Brazil |
| Jabari Narcis '20 | Ehime OV | Japan |
| Kevin Hervey '18 | Reggio Emilia | Italy |
| Johnny Hamilton '18 | Bursaspor | Turkey |
| Erick Neal '18 | CSM Oradea | Romania |
| Jalen Jones '17 | Tatui/AABT | Brazil |
| Jorge Bilbao '17 | Fuenlabrada | Spain |
| Karol Gruszecki '13 | PGE Spojnia Stargard | Poland |

For weekly player updates, visit: utamavs.us/mbbpros

THE LAST TIME

A MAVERICKS' PLAYER...

Scored 40 Or More Points

..... 43, Stephen Barber at UTSA, 2/24/02

Scored 30 Or More Points

..... 36, David Azore vs. Appalachian State, 2/5/22

Totaled 20 Or More Rebounds

..... 22, Jermaine Griffin vs. UT Permian Basin, 12/1/05

Totaled 15 Or More Rebounds

..... 15, DaJuan Gordon vs. Air Force, 12/16/23

Totaled 10 Or More Assists

..... 12, Kyron Gibson vs. UT Rio Grande Valley, 1/19/23

Recorded A Double-Double (Points/Rebounds)

..... DaJuan Gordon (15/15) vs. Air Force, 12/16/23

Recorded A Double-Double (Points/Assists)

..... Javon Levi vs. Louisiana (14/10), 1/13/22

Recorded A Triple-Double (Points/Rebounds/Assists)

..... Javon Levi vs. Louisiana (14/10/10), 1/13/22

..... Erick Neal Has The Only Other Triple-Doubles In Program History:

..... vs. UT Dallas (10/10/13), 11/27/17

..... at ULM (27/10/12), 1/28/16

THE MAVERICKS' TEAM...

Played An OT Game W, 71-69 vs. Utah Tech 2/25/23

Scored 100+ Points W, 100-59 vs. Hardin-Simmons 11/15/22

Allowed 100+ Points L, 56-101 at #3 Arizona 11/19/23

Had 60 Or More Rebounds 63 vs. Howard Payne 11/28/22

Had 25 Or More Assists 25 vs. Abilene Christian 11/29/23

Had 15 Or More Steals 19 vs. Southwestern 11/12/22

UTA vs. AP TOP-25 TEAMS

| | | | |
|---------------|-------------------------|-----|--------|
| Nov. 19, 2023 | at #3 Arizona | L | 56-101 |
| Nov. 19, 2019 | at #8 Gonzaga | L | 66-72 |
| Nov. 17, 2019 | at #14 Oregon | L | 47-67 |
| Dec. 18, 2018 | at #8 Gonzaga | L | 55-89 |
| Dec. 18, 2017 | at #25 Creighton | L | 81-90 |
| Nov. 21, 2017 | at #25 Alabama | L | 76-77 |
| Dec. 8, 2016 | at #12 Saint Mary's | W | 65-51 |
| Dec. 2, 2014 | at #6 Texas | L | 53-63 |
| Nov. 25, 2014 | at #1 Kentucky | L | 44-92 |
| Nov. 19, 2013 | at #4 Kentucky | L | 76-105 |
| Dec. 19, 2012 | at #24 Oklahoma State | L | 44-69 |
| Nov. 23, 2011 | at #9 Baylor | L | 65-75 |
| Dec. 29, 2010 | at #3 Kansas | L | 57-82 |
| Dec. 20, 2008 | at #21 Baylor | L | 76-79 |
| Mar. 21, 2008 | vs. #2 Memphis# | L | 63-87 |
| Dec. 3, 2005 | at #2 Texas | L | 55-93 |
| Dec. 15, 2004 | at #14 Texas | L | 70-85 |
| Jan. 2, 2004 | at #19 Texas | L | 79-99 |
| Nov. 27, 2002 | at #3 Texas | L | 45-76 |
| Nov. 18, 1997 | at #19 Oklahoma | L | 63-81 |
| Dec. 20, 1994 | at #21 New Mexico State | L | 63-102 |
| Dec. 28, 1993 | vs. #14 Connecticut+ | L | 72-112 |
| Dec. 21, 1992 | at #17 Nebraska | L | 95-116 |
| Nov. 23, 1991 | at #14 Utah | L | 57-58 |
| Dec. 6, 1986 | at #11 Oklahoma | L | 76-101 |
| Feb. 7, 1985 | at #14 Louisiana Tech | L | 61-86 |
| Jan. 12, 1985 | vs. #14 Louisiana Tech | L | 65-76 |
| Feb. 12, 1973 | vs. #13 UL Lafayette | ~ L | 96-111 |
| Jan. 13, 1973 | at #13 UL Lafayette | ~ L | 73-79 |
| Dec. 18, 1970 | vs. #19 Drake* | L | 83-102 |
| Dec. 4, 1970 | at #18 Long Beach State | L | 57-102 |
| Dec. 1, 1970 | at #15 New Mexico State | L | 82-107 |
| Feb. 26, 1970 | vs. #15 Houston | L | 84-102 |
| Dec. 4, 1969 | at #20 Houston | L | 70-88 |
| Feb. 22, 1968 | at #1 Houston | L | 75-130 |

OVERALL: 1-34 | HOME: 0-3 | AWAY: 1-28 | NEUTRAL: 0-3

NCAA Tournament | ~ Hilo, Hawai'i | ~ UL Wins Later Vacated | * Fort Worth, TX

HOME-COURT ADVANTAGE

UTA celebrated the 10-year anniversary of the College Park Center on Feb. 5, 2022, against Appalachian State. The CPC opened on Feb. 1, 2012, with the Mavs capping a men's and women's doubleheader with a 67-66 victory over UTSA in front of a then-school-record crowd of 6,228.

CPC ATTENDANCE HIGHS

| | | | |
|-----|-------|----------|-------------------------------|
| 1) | 6,421 | 11/16/12 | MBB vs. Oklahoma |
| 2) | 6,336 | 3/22/17 | MBB vs. CSU Bakersfield (NIT) |
| 3) | 6,228 | 2/1/12 | M/WBB vs. UTSA |
| 4) | 6,186 | 1/24/19 | WBB vs. Georgia Southern |
| 5) | 6,105 | 12/3/15 | MBB vs. North Texas |
| 6) | 5,714 | 1/16/20 | WBB vs. Louisiana |
| 7) | 5,390 | 3/20/17 | MBB vs. Akron (NIT) |
| 8) | 5,272 | 2/11/12 | MBB vs. Texas State |
| 9) | 5,033 | 1/23/16 | MBB vs. Little Rock |
| 10) | 5,011 | 2/9/17 | WBB vs. Little Rock |

UTA won its 100th all-time game at the College Park Center with a 62-57 victory over Troy on Jan. 1, 2022.

| YEAR | RECORD | PERCENTAGE |
|---------|--------|------------|
| 2011-12 | 4-0 | 1.000 |
| 2012-13 | 7-8 | .467 |
| 2013-14 | 9-5 | .643 |
| 2014-15 | 9-5 | .643 |
| 2015-16 | 13-2 | .867 |
| 2016-17 | 14-1* | .933 |
| 2017-18 | 13-2 | .867 |
| 2018-19 | 9-5 | .643 |
| 2019-20 | 8-8 | .500 |
| 2020-21 | 9-4 | .692 |
| 2021-22 | 8-4 | .667 |
| 2022-23 | 6-8 | .429 |
| 2023-24 | 5-1 | .833 |
| TOTAL | 114-53 | .683 |

* Tied for the most home wins in single-season program history along with 2007-08. The only loss was a four-point setback to Cal State Bakersfield in the NIT Quarterfinals.




ABOUT THE CPC

The Mavericks have called the beautiful College Park Center home since the 7,000 all chair-back seat multi-purpose arena opened in 2012. The \$78 million project broke ground on March 5, 2010, and opened less than two years later. The arena is part of a 20-acre section of campus known as the College Park District, which includes a residence hall, student apartments, a 4.62 acre park, restaurants and three parking garages. The arena features 4,055 lower bowl seats, in addition to a 2,800-square-foot hospitality suite. A distinctive feature is a center hung 4-sided Daktronics LED scoreboard with an additional end zone LED display, ribbon displays and scorer's table. The lower concourse contains sports medicine facilities, two full-sized practice courts, a 2,500-sq-ft weight room, a press center, an academic support study center and coaches' office suites. In addition to UTA basketball and volleyball games, the facility hosts a variety of concerts, speaking engagements and other events. **The WNBA's Dallas Wings also call College Park Center home during their season.**



TEXAS HALL -- THE HOME BEFORE COLLEGE PARK CENTER



Prior to the College Park Center, the Mavs called Texas Hall home – which was one of most unique venues in all of college athletics. Opened on Oct. 18, 1965 – with the first-ever performer being Louis Armstrong – the initial basketball game was contested on Dec. 1 that same year against East Texas State.

The on-campus proscenium theater, which is still in use today, put the Mavs and their opponent on an elevated stage with 600 bench seats on the back of the stage and the remainder of the 4,200 capacity in theater-style seating on the other side of the court separated into a lower level and balcony section.

In 1997, Sports Illustrated named Texas Hall as "The Best Place In America To Watch College Basketball." For the final 12 years in which games were played in Texas Hall, they were contested on the floor which was used at the 1999 Men's Final Four at Tropicana Field in St. Petersburg, Fla. **UTA accumulated a 351-222 (.613) all-time record on "The Stage" from 1965-2012.**

ABOUT UT ARLINGTON

GENERAL INFORMATION

| | |
|-----------------------------|-----------------------------------|
| Location..... | Arlington, Texas |
| Enrollment..... | 48,000 |
| Founded..... | 1895 |
| Conference Affiliation..... | Western Athletic Conference (WAC) |
| President..... | Jennifer Cowley (2nd Year) |
| Director Of Athletics..... | Jon Fagg (2nd Year) |

HISTORY

| | |
|---|-----------------|
| First NCAA Season / Current Season..... | 1959-60 / 65th |
| All-Time Record..... | 805-1012 (.443) |
| Record In College Park Center (2012-Present)..... | 114-53 (.683) |

| | |
|---|---------------------------|
| Years In Western Athletic Conference..... | 2 (2012-13, 2022-Present) |
| All-Time WAC Record..... | 18-21 (.462) |
| WAC Regular Season Championships..... | 0 |
| WAC Tournament Championships..... | 0 |
| WAC Tournament Finalist..... | 1 (2013) |

| | |
|--|----------------|
| Years In Sun Belt Conference..... | 9 (2013-22) |
| All-Time Sun Belt Record..... | 94-72 (.566) |
| Sun Belt Regular Season Championships..... | 1 (2017) |
| Sun Belt Tournament Championships..... | 0 |
| Sun Belt Tournament Finalist..... | 2 (2018, 2019) |

| | |
|---|----------------|
| Years In Southland Conference..... | 48 (1964-2012) |
| All-Time Southland Record..... | 289-354 (.442) |
| Southland Regular Season Championships..... | 2 (2004, 2012) |
| Southland Tournament Championships..... | 1 (2008) |

| | |
|----------------------------------|----------------------|
| NCAA Tournament Appearances..... | 1 (2008) |
| NCAA Tournament Record..... | 0-1 |
| NIT Appearances..... | 3 (1981, 2012, 2017) |
| NIT Record..... | 2-3 |
| CIT Appearances..... | 2 (2013, 2016) |
| CIT Record..... | 1-2 |

2022-23 REVIEW

| | |
|----------------------------|---|
| Overall Record..... | 11-21 |
| WAC Record..... | 6-12 |
| Home / Away / Neutral..... | 6-8 / 4-9 / 1-4 |
| WAC Finish..... | T-10th |
| WAC Tournament..... | #12 Seed, Lost RD1 vs. #5 Grand Canyon, 82-77 |

Located in the heart of the Dallas-Fort Worth Metroplex, The University of Texas at Arlington is the largest institution in North Texas and the second-largest in the UT System.

- UTA is a Carnegie Research 1 institution and is also designated as a Texas Tier One institution.
- Of UT Arlington's 270,000-plus alumni, 57% live in North Texas. Maverick alumni occupy leadership positions at all 22 Fortune 500 companies headquartered in North Texas.
- UTA has a \$22.7 billion annual economic impact on the region.
- Students come from every state and more than 100 countries; UTA has the 5th-highest undergraduate diversity index in the nation.
- The Wall Street Journal ranked UTA as the top public school in Texas in its 2024 Best Colleges in the U.S.
- UTA ranks No. 4 nationally on Military Times' 2022 "Best for Vets: Colleges" list.

UTA HISTORY

Founded in 1895 as Arlington College, a private school for younger children, UT Arlington had a succession of names and ownerships until it was officially designated as the University of Texas at Arlington on Mar. 13, 1967 – a couple of years after it was transferred into the University of Texas System.

1895-1902: Arlington College

1902-1913: Carlisle Military Academy

1913-16: Arlington Training School

1916-17: Arlington Military Academy

1917-23: Grubb's Vocational College

**Became A Branch Of The Texas A&M System In 1917*

1923-1949: North Texas Agricultural College

1949-67: Arlington State College

**Transitioned To A Four-Year Division-I School In 1959*

**Became A Branch Of The University of Texas System In 1965*

1967-Present: University of Texas at Arlington



In addition to eight name changes, UTA has undergone seven nickname alterations as well since becoming a state-supported school in 1917.

1917-21

Grubbers / Shorthorns

1921-23

Hornets

1923-49

Junior Aggies

1949-51

Blue Riders

1951-71

Rebels

1971-Present

Mavericks

The 'Mavericks' nickname originated from one of the most influential people in Texas history: **Samuel Augustus Maverick**, a lawyer, politician, land baron and signer of the Texas Declaration of Independence. **His name was the source of the term "maverick,"** which was derived from fellow ranchers who started to refer to Maverick as "independently minded" after he refused to brand his cattle. Unbranded cattle not part of the herd became labeled as "Mavericks."

Maverick was one of the largest landholders in Texas in the 1800s, owning 340,000 acres which promoted the Washington Daily Globe in 1854 to call him "the largest landholder in the world, and by far the wealthiest citizen in Texas." He was the Mayor of San Antonio from 1839-40, and **UTA utilized the "Sam Maverick" mascot (pictured above) beginning in 1983 for 2+ decades.**

KT TURNER: UTA'S 10TH FULL-TIME HEAD COACH

A HOMECOMING OF SORTS

After playing his freshman and sophomore seasons (1997-99) at Hutchinson Community College, **Turner transferred to UTA following the 1999 fall semester and was eligible to compete for the Mavs at the conclusion of the 2000 fall semester.** However, in advance of the 2000-01 season, Turner dislocated his ankle which forced him to miss the entire year and he never suited up in a UTA uniform. He eventually transferred to Oklahoma City University for his senior campaign in 2001-02.

WHY THE NAME KT?

Turner's first name is Kenneth, but when he was playing in high school the local newspaper continuously referred to him as KT. As much as he tried to get away from it, 'it stuck with me forever' as Turner has stated. When he became a coach in the mid-2000s, he tried to re-birth the Kenneth name by referring to himself as 'Ken' Turner – including putting it on his voicemail. However, Tim Duryea – Turner's assistant coach while playing at Hutchinson, and current Boise State assistant – called and told him to keep the KT name, and the rest is history.

2000-01 UTA MEN'S BASKETBALL MEDIA GUIDE



K. T. Turner
6-5, 210, Jr., Guard/For.



Hometown
Manhattan, Kansas

High School
Manhattan

Other College
Hutchinson C.C.

Hutchinson Community College: Like Mike Hicks of Butler University, K.T. Turner was mid-year transfer to UTA and will become eligible in mid-December...Began his collegiate career by being named the most valuable player at the Quarterback Classic Tournament and followed that up last year by being tabbed to the All-Tournament team at the Quarterback Classic.

High School: A former second team All-State selection at Manhattan High School...Also earned first team All-District honors and was selected the most valuable player at the Dodge City Shootout Tournament.

Personal: Son of Margaret Turner...Born August 23, 1978...A Kinesiology major at UTA.

"
I'm thrilled for KT and his family to make this next step. His best days as a coach are ahead of him because he has the dedication and passion to develop young people in this game.

His ties to Texas make him the perfect fit to lead UT Arlington and make his mark on that program.

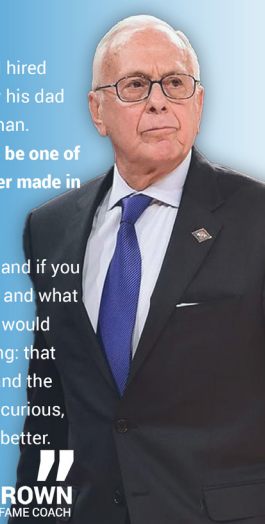
JOHN CALIPARI
HEAD MEN'S BASKETBALL COACH AT KENTUCKY



"
I didn't know KT when I hired him at SMU, but I knew his dad – and he was a great man. **Hiring KT turned out to be one of the best decisions I ever made in my life.**

He is a special person, and if you look at his background and what he's done, every coach would likely say the same thing: that he's loyal, works hard and the players love him. KT is curious, wants to learn and get better. He's like family to me.

LARRY BROWN
BASKETBALL HALL OF FAME COACH



"
What a great hire by UT Arlington. KT is absolutely ready to run his own program with his vast experience, and especially with his ties to Texas.

He combines a passion to coach on the floor with an incredible ability to build relationships. There are big things ahead for UTA!

PORTER MOSER
HEAD MEN'S BASKETBALL COACH AT OKLAHOMA



HEAD COACH KT TURNER

COACHING CAREER

2005-06: Panola College (Assistant)
 2006-07: Redlands CC (Assistant)
 2007-08: Northern Arizona (Assistant)
 2008-09: Cowley College (Assistant)
 2009-11: Hutchinson CC (Assistant)
 2011-12: Texas A&M-Corpus Christi (Assistant)
 2012-13: Wichita State (Assistant)
 2013-16: SMU (Assistant)
 2016-20: SMU (Associate)
 2020-21: Texas (Associate)
 2021-22: Oklahoma (Associate)
 2022-23: Kentucky (Assistant)
 2023-: UT Arlington (Head)

KT Turner was named the 10th full-time head coach in program history on Mar. 17, 2023. Turner, 45, was an assistant coach with Kentucky last year – hired by John Calipari to keep the Wildcats' Texas recruiting flowing – and that came on the heels of one season each as an associate head coach at Oklahoma and Texas.

Prior to his time in Austin, Turner spent seven years on the SMU sidelines from 2013-20, the last four of which were in an associate head coaching role. In 2012-13, Turner was an assistant coach for Wichita State, helping the Shockers post a 30-9 record and reach the Final Four – the first for the program since 1965.

Last year with UK, Turner helped guide the Wildcats to a record 60th NCAA Tournament appearance and another 20-win campaign.

OKLAHOMA & TEXAS

Turner was part of an Oklahoma program in 2021-22 under the guidance of first-year head coach Porter Moser that won 19 games and advanced to the NIT Second Round.

During his one year with Texas in 2020-21, the Longhorns amassed a 19-8 overall record, won the Big 12 Championship and earned a No. 3 seed in the NCAA Tournament. Turner was instrumental in the development of Kai Jones, who was named the Big 12 Sixth Man of the Year.

Turner also oversaw the Longhorns' defense, which led the Big 12 in field-goal percentage defense (40.8), 3-point percentage defense (31.7), rebounds (38.4) and defensive rebounding (27.6). Additionally, he served as the acting head coach for several games during the COVID-impacted campaign.

SMU

With SMU from 2013-20, the Mustangs accumulated a 160-71 record, won a pair of American Athletic Conference regular-season titles and two AAC Tournament championships. He also helped guide the Mustangs to two NCAA Tournament appearances (2015, 2017), the NIT Final (2014) and a national ranking in the Associated Press Top 25 in four of seven seasons, climbing as high as #8 in 2015-16. Turner spent three seasons under the tutelage of Basketball Hall of Fame Coach Larry Brown before working for Tim Jankovich during his final four years.

Three times a Mustang player earned AAC Player of the Year with Turner on staff (Nic Moore in 2014-15 and 2015-16, and Semi Ojeleye in 2016-17). SMU players garnered 15 all-AAC selections, which were the most by any school in the league during that time. Turner also helped coach three NBA Draft selections in Ojeleye, Sterling Brown and Shake Milton – the brother of former UTA Lady Mav Terryn Milton, who helped lead them to the 2022 NCAA Tournament.

WICHITA STATE

During Wichita State's Final Four in 2013, the No. 9-seeded Shockers defeated Pittsburgh in the First Round and No. 1 seed Gonzaga in the Second Round to reach the Sweet 16. Once there, the Shockers knocked off upstart La Salle and No. 2 seed Ohio State to advance to the semifinals.

PLAYING CAREER

In his first two years at Hutchinson Community College (1997-99), Turner earned all-conference honors while playing under Jankovich. Turner culminated his career at Oklahoma City for his senior campaign in 2001-02, helping the Stars claim the Sooner Athletic Conference regular-season and tournament titles and advance to the NAIA quarterfinals. After earning his degree in criminal justice from Oklahoma City in 2003, Turner had a brief playing career in Italy before getting into coaching.

PERSONAL

A Cincinnati native who grew up in Manhattan, Kan., and graduated from Manhattan High School, Turner and his wife, Cassaundra, have three children: Kelis (pronounced: kuh-LEASE), Kenny and Kendra.

Turner's late father, Ken, coached at Oklahoma State, Kansas State, Cincinnati, Mississippi, South Alabama and Ohio State, in addition to stops at both the junior college and NAIA levels.



UTA HEAD COACHING HISTORY

| Coach | Years | W | L | Pct. |
|------------------------|---------|------------|-------------|-------------|
| Tom Tinker | 1959-66 | 54 | 113 | .323 |
| Barry Dowd | 1966-76 | 90 | 168 | .349 |
| Bob "Snake" LeGrand | 1976-87 | 122 | 184 | .399 |
| Jerry Stone | 1987-88 | 7 | 22 | .241 |
| Mark Nixon | 1988-92 | 56 | 59 | .487 |
| Eddie McCarter | 1992-06 | 179 | 211 | .459 |
| Scott Cross | 2006-18 | 225 | 161 | .584 |
| Chris Ogden | 2018-21 | 44 | 47 | .484 |
| Greg Young* | 2021-23 | 20 | 34 | .370 |
| Royce "Snoop" Johnson* | 2023 | 2 | 5 | .286 |
| KT Turner | 2023- | 6 | 8 | .429 |
| TOTAL | | 805 | 1012 | .443 |

*Young Relieved Of His Duties On Feb. 10 With Six Regular-Season Games Remaining

*Johnson Named Interim Head Coach On Feb. 10, Finished The 2022-23 Season In That Role

2023-24 UT ARLINGTON MEN'S BASKETBALL ROSTER



| No. | Name | Pos. | Ht. | Wt. | Yr. | Hometown / Previous School(s) / High School |
|-----|-------------------------|------|------|-----|-------|---|
| 00 | Aaron Cash | G | 6-6 | 210 | Gr. | San Francisco, Calif. / Texas A&M / Grayson College / Saint Augustine's / Word of God Christian Academy |
| 1 | Phillip Russell | G | 5-10 | 165 | Jr. | St. Louis, Mo. / Southeast Missouri / Saint Louis / Vashon |
| 2 | Makaih Williams | G | 6-1 | 185 | Fr. | Long Beach, Calif. / Future College Prep / Capistrano Valley Christian |
| 3 | Dajuan Gordon | G | 6-5 | 195 | Gr. | Chicago, Ill. / New Mexico State / Missouri / Kansas State / Curie Metropolitan |
| 4 | Akili Vining | G | 6-2 | 185 | Gr. | Fort Worth, Texas / Texas Wesleyan / West Florida / McLennan CC / Jacksonville (TX) / North Crowley |
| 5 | Brandyn Talbot | G | 6-5 | 181 | Jr. | Toronto, Ontario / Dream City Christian |
| 11 | Dwayne Koroma | F | 6-8 | 205 | R-So. | Berlin, Germany / Salt Lake CC / Iona / Bishop Walsh |
| 12 | Freds Pauls Bagatskis* | F | 6-8 | 180 | So. | Riga, Latvia / Georgia Tech / Complejo Educativo Mas Camarena |
| 13 | Kade Douglas | G | 6-2 | 170 | Fr. | Lancaster, Texas / Lancaster |
| 22 | Shemar Wilson | F | 6-9 | 215 | Sr. | Avondale, Ariz. / Phoenix College / Tolleson Union |
| 23 | Sterling Gaston-Chapman | G | 6-4 | 218 | Jr. | Wichita, Kan. / Tulsa / Campus |
| 24 | Darrius Miles | C | 6-10 | 250 | Jr. | Oak Cliff, Texas / Western Kentucky / Odessa College / Oak Cliff Faith Family Academy |
| 30 | Fabio Basili | G | 6-4 | 175 | So. | Orlando, Fla. / Louisville / Oak Ridge |

*Out Indefinitely With An Ankle Injury

COACHING STAFF

Head Coach.....KT Turner (Oklahoma City '03 / 1st Year)
Assistant Coach.....Sean Stout (North Carolina '10 / 1st Year)
Assistant Coach.....Jeremy Pope (Cal State LA '17 / 1st Year)
Assistant Coach.....Keith Pickens (Missouri State '13 / 1st Year)
Assistant Coach/Director of Operations & Recruiting
.....Cody San Miguel (Texas State '16 / 1st Year)
Assistant Coach/Director of Player Development
.....Doug Compton (Texas Wesleyan '16 / 1st Year)

SUPPORT STAFF

Strength & Conditioning Coach
.....Mike Buhmeyer (Clemson '18 / 1st Year)
Athletic Trainer.....Royal Milton III (Nicholls State '13 / 4th Year)
Graduate Assistant.....Derrick Obasohan (UT Arlington '04 / 2nd Year)
Graduate Assistant.....Sean Kostecki (DePaul '23 / 1st Year)
Video & Analytics Coordinator.....Max Brandt (SMU '23 / 1st Year)
Communications.....Jason MacBain (St. Bonaventure '08 / 6th Year)
Administrative Assistant.....Rachael Morgan (McMurry '13 / 6th Year)

RETURN (3) / LOST (10) / NEW (10)

RETURNERS (3) / STARTERS* (2).....2022-23 STATS (NOTES)

#00 Gr. Aaron Cash^.....7.7 PPG / 4.2 RPG (4th On Team In Both)
#5 Jr. Brandyn Talbot.....5.3 PPG / 1.6 APG (3rd On Team w/ 38 3s)
#22 Sr. Shemar Wilson^.....10.9 PPG / 7.8 RPG (DNP Last 8 GMS (Hip))

NEWCOMERS (10).....REASON (NOTES)

#1 Jr. Phillip Russell.....1,019 Points Last 2 Years At SEMO
#2 Fr. Makaih Williams.....3-Star Recruit / 21.7 PPG, 6.4 APG Last Yr.
#3 Gr. Dajuan Gordon.....909 Points At K-State, Mizzou, NM State
#4 Gr. Akili Vining.....17.5 PPG, 5 RPG At Texas Wesleyan Last Yr.
#11 R-So. Dwayne Koroma.....9 PPG, 5 RPG At Salt Lake CC Last Yr.
#12 So. Freds Pauls Bagatskis.....Ga. Tech Transfer / 17.3 PPG FIBA U20
#13 Fr. Kade Douglas.....3-Star Recruit / District 14-5A MVP Last Yr.
#23 Jr. Sterling Gaston-Chapman.....18 Starts At Tulsa Last Yr.
#24 Jr. Darrius Miles.....Western Kentucky Transfer / Odessa JC
#30 So. Fabio Basili.....2022-23 All-ACC Academic Team At Louisville

PRONOUNCIATIONS

2: muh-KIGH

3: deja-juan

4: uh-KEEL-ee VINE-ing

5: brand-IN

11: kuh-rome-uh

12: fred paul buh-GAT-skis

22: shuh-marr

23: gas-TUN

30: fah-bee-oh buh-silly



COMPLETE BIO



Previous Schools: Texas A&M / Grayson / Saint Augustine's x High School: Word of God Christian Academy

RECORD HIGHS

POINTS

Career 30 @ Ranger College (3/3/21)
 D-I 20 vs. UT Rio Grande Valley (1/19/23)
 Season 17 vs. UNT Dallas (12/6/23)

REBOUNDS

Career 17 vs. UNT Dallas (12/6/23)
 D-I Same As Career
 Season Same As Career

OFFENSIVE REBOUNDS

Career 12 vs. UNT Dallas (12/6/23)
 D-I Same As Career
 Season Same As Career

STEALS

Career 4 @ Texas Tech (12/21/23)
 D-I Same As Career
 Season Same As Career

BLOCKS

Career 4, 2x, Last @ Livingstone (1/22/20)
 D-I 3, 4x, Last vs. North Texas (12/6/22)
 Season 1, 4x, Last vs. Air Force (12/16/23)

FIELD GOALS MADE

Career 12 @ Ranger College (3/3/21)
 D-I 7, 5x, Last vs. UNT Dallas (12/6/23)
 Season 7 vs. UNT Dallas (12/6/23)

FREE THROWS MADE

Career 5 vs. Temple College (3/31/21)
 D-I 4 vs. North Texas (12/6/22)
 Season 2 vs. UNT Dallas (12/6/23)

MINUTES

Career 40 vs. UNT Dallas (12/6/23)
 D-I Same As Career
 Season Same As Career

MISCELLANEOUS

Season Career

Double-Figure Points 1 33

20+ Points -- 7

Double-Doubles 1 5

5+ Rebounds 2 49

3+ Offensive Rebounds 2 33

CAREER STATS (D-I ONLY)

| SEASON | TEAM | GP-GS | MIN/AVG | Field Goals | 3-Point | F-Throws | Rebounds | Scoring |
|---------------|------|-------|-----------|--------------|---------------|------------|-----------------|----------------------------|
| | | | | FG-FGA FG% | 3FG-3FGA 3FG% | FT-FTA FT% | OFF DEF TOT AVG | PF-FO A TO BLK STL PTS AVG |
| 2021-22 | TA&M | 37-1 | 434/11.7 | 39-73 .534 | 0-2 .000 | 9-17 .529 | 54 58 112 3.0 | 59-1 11 8 18 16 87 2.4 |
| 2022-23 | UTA | 32-25 | 707/22.1 | 91-205 .444 | 43-109 .394 | 20-28 .714 | 50 85 135 4.2 | 66-1 17 47 13 20 245 7.7 |
| 2023-24 | UTA | 14-1 | 220/15.7 | 28-54 .519 | 6-15 .400 | 3-5 .600 | 23 24 47 3.4 | 18-1 10 9 4 12 65 4.6 |
| TOTAL FOR UTA | | 46-26 | 927/20.2 | 119-259 .459 | 49-124 .395 | 23-33 .697 | 73 109 182 4.0 | 84-2 27 56 17 32 310 6.7 |
| TOTAL | | 83-27 | 1361/16.4 | 158-332 .476 | 49-126 .389 | 32-50 .640 | 127 167 294 3.5 | 143-3 38 64 35 48 397 4.8 |

BIO BLAST

Transferred to UTA after one year each at Texas A&M and Grayson College (JUCO) and two years at Saint Augustine's University (D-II).

2023-24: Double-double with 17 points and a career-high 17 rebounds versus UNT Dallas; 12 offensive boards tied for the most in program history.

2022-23: Finished 4th on the team in both scoring (7.7) and rebounding (4.2) ... 2nd on the Mavericks with 50 offensive rebounds and 43 made 3-pointers ... led (or tied) UTA in scoring on five occasions ... buzzer-beating overtime tip-in against Utah Tech on Feb. 25 to give UTA a 71-69 win.

2021-22 AT TEXAS A&M: Helped them reach the NIT Championship Game.

GAME-BY-GAME STATS

| Opponent | Date | GS | MIN | Total | 3-Pointers | Free throws | Rebounds | PF | A | TO | BLK | STL | PTS | AVG |
|--------------------|------------|----|--------|------------|--------------|-------------|-----------------|----|----|----|-----|-----|-----|-----|
| | | | | FG-FGA PCT | 3FG-3FGA PCT | FT-FTA PCT | OFF DEF TOT AVG | | | | | | | |
| Oral Roberts | 11/06/2023 | | 06:46 | 0-3 .000 | 0-0 .000 | 0-0 .000 | 0 0 0 0.0 | 0 | 0 | 0 | 0 | 0 | 0 | 0.0 |
| UT Tyler | 11/11/2023 | | 14:47 | 3-5 .600 | 0-0 .000 | 0-0 .000 | 3 1 4 2.0 | 0 | 2 | 0 | 0 | 1 | 6 | 3.0 |
| at New Mexico | 11/16/2023 | | 21:12 | 3-5 .600 | 1-2 .500 | 0-0 .000 | 0 3 3 2.3 | 2 | 0 | 0 | 0 | 0 | 7 | 4.3 |
| at Arizona | 11/19/2023 | | 17:21 | 1-3 .333 | 0-0 .000 | 0-0 .000 | 1 0 1 2.0 | 3 | 0 | 2 | 1 | 1 | 2 | 3.8 |
| Alcorn | 11/22/2023 | | 14:12 | 3-7 .429 | 1-3 .333 | 0-0 .000 | 2 1 3 2.2 | 5 | 1 | 0 | 0 | 0 | 7 | 4.4 |
| Texas St. | 11/25/2023 | | 02:40 | 0-2 .000 | 0-1 .000 | 0-0 .000 | 0 0 0 1.8 | 0 | 0 | 0 | 0 | 0 | 0 | 3.7 |
| Abilene Christian | 11/29/2023 | | 20:57 | 3-4 .750 | 1-2 .500 | 1-1 1.000 | 1 5 6 2.4 | 1 | 1 | 1 | 1 | 1 | 8 | 4.3 |
| at Grand Canyon | 12/02/2023 | | 16:46 | 3-3 1.000 | 1-1 1.000 | 0-0 .000 | 1 2 3 2.5 | 2 | 1 | 1 | 0 | 1 | 7 | 4.6 |
| North Texas-Dallas | 12/06/2023 | * | 40:00 | 7-13 .538 | 1-2 .500 | 2-2 1.000 | 12 5 17 4.1 | 0 | 3 | 0 | 1 | 2 | 17 | 6.0 |
| vs Air Force | 12/16/2023 | | 11:15 | 0-0 .000 | 0-0 .000 | 0-0 .000 | 1 1 2 3.9 | 0 | 1 | 1 | 1 | 2 | 0 | 5.4 |
| at Texas Tech | 12/21/2023 | | 20:29 | 1-1 1.000 | 0-0 .000 | 0-0 .000 | 1 2 3 3.8 | 2 | 0 | 2 | 0 | 4 | 2 | 5.1 |
| at North Texas | 12/23/2023 | | 11:53 | 1-2 .500 | 0-1 .000 | 0-0 .000 | 1 0 1 3.6 | 1 | 0 | 1 | 0 | 0 | 2 | 4.8 |
| at Texas | 01/01/2024 | | 08:17 | 1-2 .500 | 0-1 .000 | 0-2 .000 | 0 2 2 3.5 | 0 | 1 | 0 | 0 | 0 | 2 | 4.6 |
| at Tarleton St. | 01/04/2024 | | 13:34 | 2-4 .500 | 1-2 .500 | 0-0 .000 | 0 2 2 3.4 | 2 | 0 | 1 | 0 | 0 | 5 | 4.6 |
| Totals | | 1 | 220:09 | 28-54 .519 | 6-15 .400 | 3-5 .600 | 23 24 47 3.4 | 18 | 10 | 9 | 4 | 12 | 65 | 4.6 |

Player Averages

| Games Played | Minutes/game | Points/game | FG Pct | 3FG Pct | FT Pct | Rebounds/game | Assists/game | Turnovers/game | Assist/Turnover ratio | Steals/game | Blocks/game |
|--------------|--------------|-------------|--------|---------|--------|---------------|--------------|----------------|-----------------------|-------------|-------------|
| 14 | 15.7 | 4.6 | 51.9 | 40.0 | 60.0 | 3.4 | 0.7 | 0.6 | 1.1 | 0.9 | 0.3 |



PHILLIP RUSSELL

ST. LOUIS, MO

JR. × C × 5-10 × 165



COMPLETE BIO



Previous Schools: Southeast Missouri / Saint Louis × High School: Vashon

RECORD HIGHS

POINTS

Career 37, 2x, Last vs. Little Rock (2/2/23)
Season 28 vs. Air Force (12/16/23)

REBOUNDS

Career 10 @ SIU Edwardsville (2/7/22)
Season 3, 2x, Last @ #21 Texas (1/1/24)

ASSISTS

Career 10, 2x, Last vs. A&M-Corpus Christi (3/14/23)
Season 7 @ Texas Tech (12/21/23)

STEALS

Career 5, 4x, Last vs. A&M-Corpus Christi (3/14/23)
Season 3 @ Texas Tech (12/21/23)

FIELD GOALS MADE

Career 11 @ Morehead State (1/14/23)
Season 9 vs. Air Force (12/16/23)

3-POINTERS MADE

Career 6 @ UT Martin (1/5/23)
Season 4 vs. Air Force (12/16/23)

FREE THROWS MADE

Career 15 vs. Little Rock (2/2/23)
Season 8 @ Texas Tech (12/21/23)

MINUTES

Career 45 vs. Tennessee Tech (1/21/23)
Season 35 @ Texas Tech (12/21/23)

MISCELLANEOUS

| | Season | Career |
|----------------------|--------|--------|
| Double-Figure Points | 4 | 57 |
| 30+ Points | -- | 4 |
| Double-Doubles | -- | 3 |
| 10+ Free Throws | -- | 5 |
| 5+ 3-Pointers | -- | 5 |
| 5+ Assists | 2 | 23 |
| 3+ Steals | 1 | 10 |

• **High School:** Averaged 15.7 points per game en route to claiming all-state honors as a senior in 2019-20 ... shot 45% from the field and 56.8% from 3-point range that same year ... helped lead the Wolverines to a state title his junior season.

CAREER STATS

| | | | | Field Goals | | 3-Point | | F-Throws | | Rebounds | | | | | | | | | Scoring | |
|---------------|------|-------|-----------|-------------|------|----------|------|----------|-------|----------|-----|-----|-----|-------|-----|-----|-----|-----|---------|------|
| SEASON | TEAM | GP-GS | MIN/AVG | FG-FGA | FG% | 3FG-3FGA | 3FG% | FT-FTA | FT% | OFF | DEF | TOT | AVG | PF-FO | A | TO | BLK | STL | PTS | AVG |
| 2020-21 | SLU | 8-0 | 68/8.4 | 6-21 | .286 | 3-14 | .214 | 2-2 | 1.000 | 2 | 2 | 4 | 0.5 | 9-0 | 9 | 8 | 0 | 5 | 17 | 2.1 |
| 2021-22 | SEMO | 30-30 | 911/30.4 | 128-304 | .421 | 49-144 | .340 | 99-135 | .733 | 26 | 49 | 75 | 2.5 | 74-2 | 94 | 65 | 1 | 38 | 404 | 13.5 |
| 2022-23 | SEMO | 34-34 | 1105/32.5 | 180-452 | .398 | 82-227 | .361 | 173-215 | .805 | 24 | 74 | 98 | 2.9 | 113-7 | 174 | 97 | 3 | 54 | 615 | 18.1 |
| 2023-24 | UTA | 5-5 | 159/31.7 | 23-63 | .365 | 10-31 | .323 | 19-24 | .792 | 2 | 6 | 8 | 1.6 | 16-0 | 22 | 15 | 0 | 7 | 75 | 15.0 |
| TOTAL FOR UTA | | 5-5 | 159/31.7 | 23-63 | .365 | 10-31 | .323 | 19-24 | .792 | 2 | 6 | 8 | 1.6 | 16-0 | 22 | 15 | 0 | 7 | 75 | 15.0 |
| TOTAL | | 77-69 | 2242/29.1 | 337-840 | .401 | 144-416 | .346 | 293-376 | .779 | 54 | 131 | 185 | 2.4 | 212-9 | 299 | 185 | 4 | 104 | 1111 | 14.4 |

BIO BLAST

MORE INFO: PAGE 2

After missing the first nine games of the season, he made his UTA debut on Dec. 16 versus Air Force following the court and NCAA rulings Dec. 13-15 regarding multi-time transfers which granted immediate eligibility.

WAC NEWCOMER OF THE WEEK (DEC. 18)

2022-23: Tied SEMO's D-I single-game scoring record not once, but twice, with a pair of 37-point outbursts in conference action at Morehead State (Jan. 14) and then again versus Little Rock (Feb. 2) ... scored in double figures every game except one ... 15-point, 10-assist, 5-steal act in the NCAA Tournament against Texas A&M-Corpus Christi (Mar. 14); those 10 assists equaled the Islanders entire team output.

2021-22: Broke SEMO's D-I single-game scoring record by a freshman when he poured in 35 points, grabbed 10 rebounds and collected five steals at SIU Edwardsville (Feb. 7).

GAME-BY-GAME STATS

| Opponent | Date | GS | MIN | Total | | 3-Pointers | | Free throws | | Rebounds | | | | PF | | A | | TO | | BLK | | STL | | PTS | | AVG | |
|-----------------|------------|----|-------|--------|-------|------------|-------|-------------|-------|----------|-----|-----|-----|-----|----|----|-----|-----|-----|------|------|-----|--|-----|--|-----|--|
| | | | | FG-FGA | PCT | 3FG-3FGA | PCT | FT-FTA | PCT | OFF | DEF | TOT | AVG | PF | A | TO | BLK | STL | PTS | AVG | | | | | | | |
| vs Air Force | 12/16/2023 | * | 28:57 | 9-17 | .529 | 4-9 | .444 | 6-7 | .857 | 0 | 0 | 0 | 0.0 | 4 | 2 | 5 | 0 | 2 | 28 | 28.0 | | | | | | | |
| at Texas Tech | 12/21/2023 | * | 34:37 | 5-18 | .278 | 0-7 | .000 | 8-10 | .800 | 0 | 0 | 0 | 0.0 | 4 | 7 | 4 | 0 | 3 | 18 | 23.0 | | | | | | | |
| at North Texas | 12/23/2023 | * | 31:23 | 1-10 | .100 | 1-5 | .200 | 4-5 | .800 | 1 | 2 | 3 | 1.0 | 3 | 4 | 1 | 0 | 1 | 7 | 17.7 | | | | | | | |
| at Texas | 01/01/2024 | * | 34:18 | 4-11 | .364 | 2-5 | .400 | 1-2 | .500 | 1 | 2 | 3 | 1.5 | 2 | 6 | 2 | 0 | 0 | 11 | 16.0 | | | | | | | |
| at Tarleton St. | 01/04/2024 | * | 29:17 | 4-7 | .571 | 3-5 | .600 | 0-0 | .000 | 0 | 2 | 2 | 1.6 | 3 | 3 | 3 | 0 | 1 | 11 | 15.0 | | | | | | | |
| Totals | | | 5 | 158:32 | 23-63 | .365 | 10-31 | .323 | 19-24 | .792 | 2 | 6 | 8 | 1.6 | 16 | 22 | 15 | 0 | 7 | 75 | 15.0 | | | | | | |

Player Averages

| Games Played | Minutes/game | Points/game | FG Pct | 3FG Pct | FT Pct | Rebounds/game | Assists/game | Turnovers/game | Assist/Turnover ratio | Steals/game | Blocks/game |
|--------------|--------------|-------------|--------|---------|--------|---------------|--------------|----------------|-----------------------|-------------|-------------|
| 5 | 31.7 | 15.0 | 36.5 | 32.3 | 79.2 | 1.6 | 4.4 | 3.0 | 1.5 | 1.4 | 0.0 |

2022-23 Ohio Valley First Team
 2023 Ohio Valley All-Tournament Team
 2x Ohio Valley Player of the Week
 2021-22 Ohio Valley Second Team
 2021-22 Ohio Valley All-Newcomer Team
 5x Ohio Valley Freshman of the Week

• He initially signed with SEMO out of high school, but decommitted and went to Saint Louis.

• Began his career at Saint Louis as a walk-on during the 2020-21 COVID-impaired campaign, playing in eight games and registering 17 total points.

• Biggest reason he transferred to UTA was his relationship with new assistant coach Keith Pickens, who was his assistant coach at SEMO the last two years.

- Go-To Food: Chicken Wings
- Bad Habit: Biting His Nails
- Biggest Fear: Failure
- Go-To Social Media App: Instagram
- Off-Day Activity: Playing Fortnite

2 MAKAIH WILLIAMS



LONG BEACH, CA

FR. × G × 6-1 × 185

muh-KIGH

X @Kathguy

IG @kathwill2



COMPLETE BIO

Prep School: Future College Prep × High School: Capistrano Valley Christian

RECORD HIGHS

POINTS

Career 24 @ Tarleton State (1/4/24)
Season Same As Career

REBOUNDS

Career 8 @ #21 Texas (1/1/24)
Season Same As Career

ASSISTS

Career 8 vs. Abilene Christian (11/29/23)
Season Same As Career

STEALS

Career 3, 2x, Last @ Tarleton State (1/4/24)
Season Same As Career

FIELD GOALS MADE

Career 4 @ #21 Texas (1/1/24)
Season Same As Career

3-POINTERS MADE

Career 3 @ #21 Texas (1/1/24)
Season Same As Career

FREE THROWS MADE

Career 10 vs. Texas State (11/25/23)
Season Same As Career

MINUTES

Career 35 vs. Texas State (11/25/23)
Season Same As Career

MISCELLANEOUS

| | Season | Career |
|----------------------|--------|--------|
| Double-Figure Points | 6 | 6 |
| 20+ Points | 1 | 1 |
| Double-Doubles | -- | -- |
| 3+ 3-Pointers | 1 | 1 |
| 5+ Assists | 5 | 5 |
| 3+ Steals | 2 | 2 |

• **Go-To Food Restaurant:** Cheesecake Factory

• **Bucket List:** Travel The World

• **Birthplace:** Virginia

• **Pet Peeve:** Laziness

• **Roommate:** Kade Douglas; best thing about him as a roommate is that he's extremely clean and neat.

BIO BLAST

2023-24: Has hit two game-tying shots with under a minute remaining: a base-line 3-pointer at New Mexico with 5.3 seconds left to make it 80-80, and a driving layup at Tarleton State with 48 seconds showing to knot the contest at 74-all ... first consecutive double-digit scoring games against Division-I competition with 12 at #21 Texas and a career-high 24 at Tarleton State ... three highest rebound totals have come in the last three games: 6 at North Texas, career-high 8 at #21 Texas and 6 at Tarleton State; 20 of his 47 boards on the season (43%).

2022-23 AT FUTURE COLLEGE PREP: Completed a post-graduate year in southern California where he averaged team highs of 21.7 points, 6.4 assists and 3.1 steals over 23 games, while also ranking 2nd on the team in rebounding at 7.7.

PAINT TOUCHES

• 3-star recruit who originally committed to Wyoming in November of 2022, but re-opened his recruitment in February. He also had interest from Ole Miss, San Francisco, Utah State and others.

• Has his own Christian and sports-inspired clothing line that he started his junior year of high school named EZ WURK.

MORE INFO ON EZ WURK: PAGE 8

• **HIGH SCHOOL:** Averaged 18.6 points, 6.1 rebounds, 4.9 assists and 3.3 steals as a senior ... 39th-ranked recruit in California ... California Interscholastic Federation (CIF) Open Division Second Team selection ... First Team All-League as a senior, and received Second Team honors as a junior and sophomore.

GAME-BY-GAME STATS

| Opponent | Date | GS | MIN | Total | | 3-Pointers | | Free throws | | Rebounds | | | | PF | A | TO | BLK | STL | PTS | AVG |
|--------------------|------------|----|-------|--------|-------|------------|-------|-------------|-------|----------|-----|-----|-----|-----|----|----|-----|-----|-----|-----|
| | | | | FG-FGA | PCT | 3FG-3FGA | PCT | FT-FTA | PCT | OFF | DEF | TOT | AVG | | | | | | | |
| Oral Roberts | 11/06/2023 | | 18:30 | 2-4 | .500 | 1-2 | .500 | 3-4 | .750 | 0 | 2 | 2 | 2.0 | 5 | 5 | 0 | 0 | 0 | 8 | 8.0 |
| UT Tyler | 11/11/2023 | | 17:41 | 3-6 | .500 | 2-5 | .400 | 3-4 | .750 | 1 | 2 | 3 | 2.5 | 4 | 6 | 2 | 0 | 0 | 11 | 9.5 |
| at New Mexico | 11/16/2023 | | 25:35 | 2-8 | .250 | 1-3 | .333 | 5-7 | .714 | 0 | 1 | 1 | 2.0 | 2 | 0 | 4 | 0 | 0 | 10 | 9.7 |
| at Arizona | 11/19/2023 | | 20:46 | 3-6 | .500 | 1-2 | .500 | 0-1 | .000 | 1 | 2 | 3 | 2.3 | 2 | 1 | 4 | 1 | 1 | 7 | 9.0 |
| Alcorn | 11/22/2023 | * | 19:05 | 2-6 | .333 | 1-4 | .250 | 0-0 | .000 | 2 | 1 | 3 | 2.4 | 1 | 3 | 0 | 1 | 0 | 5 | 8.2 |
| Texas St. | 11/25/2023 | * | 34:56 | 2-9 | .222 | 0-2 | .000 | 10-14 | .714 | 0 | 2 | 2 | 2.3 | 3 | 6 | 2 | 1 | 3 | 14 | 9.2 |
| Abilene Christian | 11/29/2023 | * | 32:24 | 1-3 | .333 | 0-0 | .000 | 5-6 | .833 | 1 | 2 | 3 | 2.4 | 2 | 8 | 3 | 1 | 2 | 7 | 8.9 |
| at Grand Canyon | 12/02/2023 | * | 32:44 | 3-8 | .375 | 1-2 | .500 | 3-4 | .750 | 1 | 2 | 3 | 2.5 | 5 | 1 | 7 | 0 | 1 | 10 | 9.0 |
| North Texas-Dallas | 12/06/2023 | * | 19:54 | 3-5 | .600 | 2-3 | .667 | 0-0 | .000 | 0 | 5 | 5 | 2.8 | 1 | 5 | 0 | 0 | 0 | 8 | 8.9 |
| vs Air Force | 12/16/2023 | * | 19:45 | 2-3 | .667 | 0-0 | .000 | 4-4 | 1.000 | 1 | 1 | 2 | 2.7 | 4 | 0 | 3 | 0 | 1 | 8 | 8.8 |
| at Texas Tech | 12/21/2023 | * | 16:22 | 1-5 | .200 | 1-4 | .250 | 0-0 | .000 | 0 | 0 | 0 | 2.5 | 1 | 0 | 1 | 0 | 0 | 3 | 8.3 |
| at North Texas | 12/23/2023 | * | 22:08 | 1-8 | .125 | 0-2 | .000 | 0-2 | .000 | 2 | 4 | 6 | 2.8 | 3 | 0 | 3 | 0 | 1 | 2 | 7.8 |
| at Texas | 01/01/2024 | * | 30:44 | 4-4 | 1.000 | 3-3 | 1.000 | 1-1 | 1.000 | 2 | 6 | 8 | 3.2 | 3 | 0 | 3 | 1 | 1 | 12 | 8.1 |
| at Tarleton St. | 01/04/2024 | * | 29:17 | 8-13 | .615 | 2-4 | .500 | 6-8 | .750 | 2 | 4 | 6 | 3.4 | 2 | 1 | 4 | 0 | 3 | 24 | 9.2 |
| Totals | | | 10 | 339:51 | 37-88 | .420 | 15-36 | .417 | 40-55 | .727 | 13 | 34 | 47 | 3.4 | 38 | 36 | 5 | 13 | 129 | 9.2 |

Player Averages

| Games Played | Minutes/ game | Points/ game | FG Pct | 3FG Pct | FT Pct | Rebounds/ game | Assists/ game | Turnovers/ game | Assist/Turnover ratio | Steals/ game | Blocks/ game |
|--------------|---------------|--------------|--------|---------|--------|----------------|---------------|-----------------|-----------------------|--------------|--------------|
| 14 | 24.3 | 9.2 | 42.0 | 41.7 | 72.7 | 3.4 | 2.6 | 2.6 | 1.0 | 0.9 | 0.4 |

CAREER STATS

| | | | | Field Goals | | 3-Point | | F-Throws | | Rebounds | | | | Scoring | | | | | | |
|--------------|------|--------------|-----------------|--------------|-------------|--------------|-------------|--------------|-------------|-----------|-----------|-----------|------------|-------------|-----------|-----------|----------|-----------|------------|------------|
| SEASON | TEAM | GP-GS | MIN/AVG | FG-FGA | FG% | 3FG-3FGA | 3FG% | FT-FTA | FT% | OFF | DEF | TOT | AVG | PF-FO | A | TO | BLK | STL | PTS | AVG |
| 2023-24 | UTA | 14-10 | 340/24.3 | 37-88 | .420 | 15-36 | .417 | 40-55 | .727 | 13 | 34 | 47 | 3.4 | 38-2 | 36 | 36 | 5 | 13 | 129 | 9.2 |
| TOTAL | | 14-10 | 340/24.3 | 37-88 | .420 | 15-36 | .417 | 40-55 | .727 | 13 | 34 | 47 | 3.4 | 38-2 | 36 | 36 | 5 | 13 | 129 | 9.2 |



DAJUAN GORDON

CHICAGO, IL

CR. X C X 6-5 X 195

deja-juan

X @Thatboyquaye

@thatboyquaye



COMPLETE BIO

Previous Schools: New Mexico State / Missouri / Kansas State X High School: Curie Metropolitan

RECORD HIGHS

POINTS

Career 24 vs. Oral Roberts (11/6/23)
Season Same As Career

REBOUNDS

Career 15 vs. Air Force (12/16/23)
Season Same As Career

ASSISTS

Career 5, 3x, Last vs. Abilene Christian (11/29/23)
Season 5, 2x, Last vs. Abilene Christian (11/29/23)

STEALS

Career 4, 4x, Last vs. Abilene Christian (11/29/23)
Season 4, 2x, Last vs. Abilene Christian (11/29/23)

FIELD GOALS MADE

Career 8 vs. Oral Roberts (11/6/23)
Season Same As Career

3-POINTERS MADE

Career 4, 4x, Last vs. UT Tyler (11/11/23)
Season 4 vs. UT Tyler (11/11/23)

FREE THROWS MADE

Career 11 @ Iowa State (12/15/20)
Season 7, 2x, Last vs. Air Force (12/16/23)

MINUTES

Career 39 vs. Oklahoma State (1/9/21)
Season 36 @ New Mexico (11/16/23)

MISCELLANEOUS

| | Season | Career |
|------------------------|--------|--------|
| Double-Figure Points | 8 | 54 |
| 20+ Points | 1 | 1 |
| Double-Doubles | 4 | 9 |
| Double-Figure Rebounds | 4 | 10 |
| 3+ 3-Pointers | 2 | 12 |
| 3+ Steals | 3 | 14 |

• Received his undergrad in Individualized Studies from New Mexico State this summer and is currently pursuing an advertising degree.

• Fractured his left foot his sophomore year at K-State.

• **Bad Habit:** Staying Up Too Late

CAREER STATS

BIO BLAST

One of just four players nationally against a D-I opponent this year to come off the bench and record at least 15 points and 15 rebounds in a game when he accomplished that feat against Air Force on Dec. 16.

WAC PLAYER OF THE WEEK (NOV. 13)

REACHED 1,000 CAREER POINTS ON DEC. 6 AGAINST UNT DALLAS

2023-24: Began his UTA career with three-straight double-doubles; one of just two players in program history to accomplish the feat ... fourth double-double with 15 points and 15 rebounds versus Air Force.

2022-23 AT NEW MEXICO STATE: Averaged a career-high 9.3 points, 5.1 rebounds and 1.3 steals in 23 games.

GAME-BY-GAME STATS

| Opponent | Date | GS | MIN | Total | | 3-Pointers | | Free throws | | Rebounds | | | PF | A | TO | BLK | STL | PTS | AVG | | |
|--------------------|------------|----|-------|--------|--------|------------|-------|-------------|-------|----------|-----|-----|------|-----|----|-----|-----|-----|-----|------|-----|
| | | | | FG-FGA | PCT | 3FG-3FGA | PCT | FT-FTA | PCT | OFF | DEF | TOT | AVG | | | | | | | | |
| Oral Roberts | 11/06/2023 | * | 35:27 | 8-20 | .400 | 1-8 | .125 | 7-7 | 1.000 | 5 | 9 | 14 | 14.0 | 2 | 0 | 3 | 0 | 2 | 24 | 24.0 | |
| UT Tyler | 11/11/2023 | * | 23:06 | 5-9 | .556 | 4-7 | .571 | 0-0 | .000 | 1 | 10 | 11 | 12.5 | 1 | 4 | 2 | 0 | 4 | 14 | 19.0 | |
| at New Mexico | 11/16/2023 | * | 35:42 | 5-17 | .294 | 0-6 | .000 | 3-4 | .750 | 3 | 11 | 14 | 13.0 | 3 | 5 | 4 | 0 | 0 | 13 | 17.0 | |
| at Arizona | 11/19/2023 | * | 27:39 | 1-6 | .167 | 0-2 | .000 | 0-0 | .000 | 0 | 4 | 4 | 10.8 | 3 | 4 | 2 | 0 | 0 | 2 | 13.3 | |
| Alcorn | 11/22/2023 | * | 19:49 | 1-4 | .250 | 1-4 | .250 | 0-0 | .000 | 2 | 6 | 8 | 10.2 | 3 | 4 | 3 | 0 | 0 | 3 | 11.2 | |
| Texas St. | 11/25/2023 | | 25:05 | 0-3 | .000 | 0-3 | .000 | 0-0 | .000 | 1 | 7 | 8 | 9.8 | 5 | 2 | 4 | 1 | 1 | 0 | 9.3 | |
| Abilene Christian | 11/29/2023 | | 32:54 | 5-9 | .556 | 2-4 | .500 | 4-4 | 1.000 | 0 | 4 | 4 | 9.0 | 3 | 5 | 4 | 0 | 4 | 16 | 10.3 | |
| at Grand Canyon | 12/02/2023 | * | 33:57 | 4-12 | .333 | 0-2 | .000 | 2-3 | .667 | 1 | 2 | 3 | 8.3 | 5 | 3 | 4 | 0 | 1 | 10 | 10.3 | |
| North Texas-Dallas | 12/06/2023 | * | 25:14 | 4-14 | .286 | 3-9 | .333 | 2-6 | .333 | 3 | 6 | 9 | 8.3 | 1 | 1 | 4 | 0 | 3 | 13 | 10.6 | |
| vs Air Force | 12/16/2023 | | 27:38 | 3-10 | .300 | 2-5 | .400 | 7-8 | .875 | 4 | 11 | 15 | 9.0 | 3 | 4 | 5 | 0 | 1 | 15 | 11.0 | |
| at Texas Tech | 12/21/2023 | * | 18:18 | 3-5 | .600 | 1-3 | .333 | 0-0 | .000 | 1 | 1 | 2 | 8.4 | 2 | 1 | 2 | 0 | 2 | 7 | 10.6 | |
| at Texas Tech | 12/23/2023 | * | 28:55 | 1-3 | .333 | 0-2 | .000 | 1-2 | .500 | 0 | 7 | 7 | 8.3 | 1 | 3 | 2 | 0 | 1 | 3 | 10.0 | |
| at Texas | 01/01/2024 | * | 20:03 | 0-3 | .000 | 0-1 | .000 | 0-1 | .000 | 2 | 2 | 4 | 7.9 | 5 | 1 | 4 | 0 | 0 | 0 | 9.2 | |
| at Tarleton St. | 01/04/2024 | * | 29:11 | 5-10 | .500 | 1-4 | .250 | 5-7 | .714 | 1 | 3 | 4 | 7.6 | 1 | 1 | 3 | 0 | 1 | 16 | 9.7 | |
| Totals | | | 11 | 382:58 | 45-125 | .360 | 15-60 | .250 | 31-42 | .738 | 24 | 83 | 107 | 7.6 | 38 | 38 | 46 | 1 | 20 | 136 | 9.7 |

Player Averages

| Games Played | Minutes/game | Points/game | FG Pct | 3FG Pct | FT Pct | Rebounds/game | Assists/game | Turnovers/game | Assist/Turnover ratio | Steals/game | Blocks/game |
|--------------|--------------|-------------|--------|---------|--------|---------------|--------------|----------------|-----------------------|-------------|-------------|
| 14 | 27.4 | 9.7 | 36.0 | 25.0 | 73.8 | 7.6 | 2.7 | 3.3 | 0.8 | 1.4 | 0.1 |

| | | | | Field Goals | | 3-Point | | F-Throws | | Rebounds | | | | Scoring | | | | | | |
|----------------------|--------|---------------|------------------|----------------|-------------|----------------|-------------|----------------|-------------|------------|------------|------------|------------|---------------|------------|------------|-----------|------------|-------------|------------|
| SEASON | TEAM | GP-GS | MIN/AVG | FG-FGA | FG% | 3FG-3FGA | 3FG% | FT-FTA | FT% | OFF | DEF | TOT | AVG | PF-FO | A | TO | BLK | STL | PTS | AVG |
| 2019-20 | KState | 32-11 | 771/24.1 | 78-176 | .443 | 24-73 | .329 | 21-32 | .656 | 52 | 58 | 110 | 3.4 | 72-1 | 23 | 50 | 5 | 40 | 201 | 6.3 |
| 2020-21 | KState | 25-22 | 713/28.5 | 81-216 | .375 | 18-83 | .217 | 48-63 | .762 | 36 | 102 | 138 | 5.5 | 62-0 | 35 | 60 | 1 | 30 | 228 | 9.1 |
| 2021-22 | MIZ | 32-32 | 784/24.5 | 96-236 | .407 | 36-99 | .364 | 38-51 | .745 | 39 | 88 | 127 | 4.0 | 88-3 | 38 | 61 | 8 | 26 | 266 | 8.3 |
| 2022-23 | NMSU | 23-16 | 617/26.8 | 71-185 | .384 | 24-88 | .273 | 48-63 | .762 | 34 | 84 | 118 | 5.1 | 68-3 | 18 | 46 | 6 | 30 | 214 | 9.3 |
| 2023-24 | UTA | 14-11 | 383/27.4 | 45-125 | .360 | 15-60 | .250 | 31-42 | .738 | 24 | 83 | 107 | 7.6 | 38-3 | 38 | 46 | 1 | 20 | 136 | 9.7 |
| TOTAL FOR UTA | | 14-11 | 383/27.4 | 45-125 | .360 | 15-60 | .250 | 31-42 | .738 | 24 | 83 | 107 | 7.6 | 38-3 | 38 | 46 | 1 | 20 | 136 | 9.7 |
| TOTAL | | 126-92 | 3268/25.9 | 371-938 | .396 | 117-403 | .290 | 186-251 | .741 | 185 | 415 | 600 | 4.8 | 328-10 | 152 | 263 | 21 | 146 | 1045 | 8.3 |

4



AKILI VINING

FORT WORTH, TX

CR. x G x 6-2 x 185



uh-KEEL-ee VINE-ing



@BabyBoyPolo1



@BabyBoyPolo



COMPLETE BIO

Previous Schools: Texas Wesleyan / West Florida / McLennan CC / Jacksonville (TX) x High School: North Crowley

RECORD HIGHS

POINTS

Career 45 vs. Wayland Baptist (1/12/23)
Season 16 @ Texas Tech (12/21/23)

REBOUNDS

Career 11 vs. North American (12/20/22)
Season 8 @ Texas Tech (12/21/23)

ASSISTS

Career 9, 2x, Last vs. North American (12/20/22)
Season 8 vs. Alcorn State (11/22/23)

STEALS

Career 4 @ John Brown (1/21/23)
Season 2, 4x, Last @ #21 Texas (1/1/24)

FIELD GOALS MADE

Career 16 vs. Wayland Baptist (1/12/23)
Season 6 vs. Texas State (11/25/23)

3-POINTERS MADE

Career 5, 3x, Last vs. SAGU (1/28/23)
Season 4, 2x, Last @ Texas Tech (12/21/23)

FREE THROWS MADE

Career 10, 5x, Last vs. Sunrise Christian (11/8/19)
Season 3 vs. Alcorn State (11/22/23)

MINUTES

Career 48 vs. Our Lady of the Lake (11/5/22)
Season 33 vs. Oral Roberts (11/6/23)

MISCELLANEOUS

| | Season | Career |
|----------------------|--------|--------|
| Double-Figure Points | 5 | 68 |
| 20+ Points | -- | 17 |
| Double-Doubles | -- | 3 |
| 3+ 3-Pointers | 2 | 20 |
| 5+ Assists | 1 | 48 |
| 3+ Steals | -- | 13 |

• He got put on scholarship this summer. During a film session and subsequent practice, coach Turner was intentionally getting on him/singling him out for not having purchased his books for the fall semester yet. Lacking funds to do so, Vining didn't intend to; however, in a team huddle at the end of practice Sterling Gaston-Chapman told Vining he could get the books now that he was put on scholarship.

CAREER STATS (D-1 ONLY)

| | | | | Field Goals | | 3-Point | | F-Throws | | Rebounds | | | | | | | | | | Scoring | |
|---------|------|-------|----------|-------------|------|----------|------|----------|------|----------|-----|-----|-----|-------|----|----|-----|-----|-----|---------|--|
| SEASON | TEAM | GP-GS | MIN/AVG | FG-FGA | FG% | 3FG-3FGA | 3FG% | FT-FTA | FT% | OFF | DEF | TOT | AVG | PF-FO | A | TO | BLK | STL | PTS | AVG | |
| 2023-24 | UTA | 14-6 | 334/23.8 | 39-95 | .411 | 19-48 | .396 | 14-16 | .875 | 3 | 34 | 37 | 2.6 | 26-0 | 31 | 18 | 3 | 11 | 111 | 7.9 | |
| TOTAL | | 14-6 | 334/23.8 | 39-95 | .411 | 19-48 | .396 | 14-16 | .875 | 3 | 34 | 37 | 2.6 | 26-0 | 31 | 18 | 3 | 11 | 111 | 7.9 | |

BIO BLAST

2023-24: Season bests of 16 points and 8 rebounds at Texas Tech ... 14 points in consecutive games versus Texas State and Abilene Christian.

2022-23 AT TEXAS WESLEYAN: Averaged 17.5 points, 5 rebounds, 3.1 assists and 1.4 steals over 29 games ... 45-point outburst against Wayland Baptist (Jan. 12) ... scored 20+ points 11 times, including a pair of 29-point performances ... finished in single-digit scoring on only four occasions, two of which were nine-point totals.

2021-22 AT TEXAS WESLEYAN: Played in just one game: a 16-point performance versus Wayland Baptist on Jan. 8.

2020-21 AT WEST FLORIDA: Averaged 6 points, 1.6 rebounds and 1.3 assists.

GAME-BY-GAME STATS

| | | | | | Total | 3-Pointers | Free throws | Rebounds | | | | | | | | | | | | |
|--------------------|------------|----|----------|----------------|-------------|--------------|-------------|--------------|-------------|----------|-----------|-----------|------------|-----------|-----------|-----------|----------|-----------|------------|------------|
| Opponent | Date | GS | MIN | FG-FGA | PCT | 3FG-3FGA | PCT | FT-FTA | PCT | OFF | DEF | TOT | AVG | PF | A | TO | BLK | STL | PTS | AVG |
| Oral Roberts | 11/06/2023 | * | 33:22 | 5-12 | .417 | 4-7 | .571 | 0-0 | .000 | 0 | 3 | 3 | 3.0 | 3 | 1 | 1 | 0 | 0 | 14 | 14.0 |
| UT Tyler | 11/11/2023 | * | 17:54 | 2-4 | .500 | 2-3 | .667 | 0-0 | .000 | 1 | 2 | 3 | 3.0 | 1 | 3 | 1 | 0 | 0 | 6 | 10.0 |
| at New Mexico | 11/16/2023 | * | 21:01 | 2-5 | .400 | 0-2 | .000 | 0-0 | .000 | 0 | 1 | 1 | 2.3 | 2 | 1 | 1 | 0 | 1 | 4 | 8.0 |
| at Arizona | 11/19/2023 | * | 15:39 | 1-4 | .250 | 1-2 | .500 | 0-0 | .000 | 0 | 2 | 2 | 2.3 | 1 | 2 | 2 | 0 | 0 | 3 | 6.8 |
| Alcorn | 11/22/2023 | * | 28:09 | 2-8 | .250 | 0-5 | .000 | 3-3 | 1.000 | 0 | 5 | 5 | 2.8 | 1 | 8 | 0 | 0 | 0 | 7 | 6.8 |
| Texas St. | 11/25/2023 | * | 23:57 | 6-7 | .857 | 0-1 | .000 | 2-2 | 1.000 | 0 | 2 | 2 | 2.7 | 4 | 1 | 1 | 0 | 0 | 14 | 8.0 |
| Abilene Christian | 11/29/2023 | * | 25:55 | 5-9 | .556 | 2-4 | .500 | 2-3 | .667 | 0 | 0 | 0 | 2.3 | 3 | 2 | 3 | 1 | 1 | 14 | 8.9 |
| at Grand Canyon | 12/02/2023 | | 08:09 | 0-3 | .000 | 0-1 | .000 | 0-0 | .000 | 0 | 0 | 0 | 2.0 | 1 | 1 | 0 | 0 | 0 | 0 | 7.8 |
| North Texas-Dallas | 12/06/2023 | | 12:31 | 1-5 | .200 | 0-1 | .000 | 2-2 | 1.000 | 0 | 1 | 1 | 1.9 | 2 | 0 | 0 | 0 | 2 | 4 | 7.3 |
| vs Air Force | 12/16/2023 | | 30:32 | 1-3 | .333 | 0-1 | .000 | 0-0 | .000 | 0 | 3 | 3 | 2.0 | 3 | 3 | 1 | 0 | 2 | 2 | 6.8 |
| at Texas Tech | 12/21/2023 | | 32:05 | 5-11 | .455 | 4-6 | .667 | 2-2 | 1.000 | 0 | 8 | 8 | 2.5 | 0 | 3 | 3 | 1 | 1 | 16 | 7.6 |
| at North Texas | 12/23/2023 | | 25:23 | 3-6 | .500 | 2-5 | .400 | 1-2 | .500 | 1 | 1 | 2 | 2.5 | 2 | 0 | 1 | 0 | 2 | 9 | 7.8 |
| at Texas | 01/01/2024 | | 29:33 | 3-11 | .273 | 2-6 | .333 | 0-0 | .000 | 1 | 2 | 3 | 2.5 | 1 | 2 | 2 | 0 | 2 | 8 | 7.8 |
| at Tarleton St. | 01/04/2024 | | 29:25 | 3-7 | .429 | 2-4 | .500 | 2-2 | 1.000 | 0 | 4 | 4 | 2.6 | 2 | 4 | 2 | 1 | 0 | 10 | 7.9 |
| Totals | | | 6 | 333-335 | .399 | 19-48 | .396 | 14-16 | .875 | 3 | 34 | 37 | 2.6 | 26 | 31 | 18 | 3 | 11 | 111 | 7.9 |

Player Averages

| Games Played | Minutes/ game | Points/ game | FG Pct | 3FG Pct | FT Pct | Rebounds/ game | Assists/ game | Turnovers/ game | Assist/Turnover ratio | Steals/ game | Blocks/ game |
|--------------|---------------|--------------|--------|---------|--------|----------------|---------------|-----------------|-----------------------|--------------|--------------|
| 14 | 23.8 | 7.9 | .411 | .396 | .875 | 2.6 | 2.2 | 1.3 | 1.7 | 0.8 | 0.2 |



BRANDYN TALBOT

TORONTO, ONTARIO

JR. x G x 6-5 x 181

brand-IN

@Brandyn

@Brandyn



COMPLETE BIO

High School: Dream City Christian (Glendale, Ariz.)

RECORD HIGHS

POINTS

Career 15, 3x, Last vs. Grand Canyon (3/7/23)
Season 14 vs. Abilene Christian (11/29/23)

REBOUNDS

Career 8 vs. Howard Payne (12/22/20)
Season 7 @ New Mexico (11/16/23)

ASSISTS

Career 8 vs. Utah Tech (2/25/23)
Season 5, 2x, Last vs. UT Tyler (11/11/23)

STEALS

Career 2, 2x, Last @ LSU (12/2/22)
Season 1, 5x, Last @ Grand Canyon (12/2/23)

FIELD GOALS MADE

Career 5, 5x, Last vs. Abilene Christian (11/29/23)
Season 5 vs. Abilene Christian (11/29/23)

3-POINT FIELD GOALS MADE

Career 5, 3x, Last vs. Grand Canyon (3/7/23)
Season 4, 2x, Last vs. Abilene Christian (11/29/23)

FREE THROWS MADE

Career 4, 2x, Last @ San Francisco (12/19/22)
Season 2 vs. Oral Roberts (11/6/23)

MINUTES

Career 34, 2x, Last vs. Texas State (11/25/23)
Season 34 vs. Texas State (11/25/23)

MISCELLANEOUS

| | Season | Career |
|----------------------|--------|--------|
| Double-Figure Points | 3 | 12 |
| 20+ Points | -- | -- |
| 5+ 3-Pointers | -- | 3 |
| 3+ Rebounds | 4 | 13 |
| Games w/ A Steal | 5 | 14 |

• **First Job:** Construction worker putting down garage flooring.

• **Bucket List:** Travel to another continent.

• **Pet Peeve:** Lying | • **Fear:** Death

• **Go-To Food:** In-N-Out Burger

• **Must-Have App:** Instagram

CAREER STATS

| | | | | Field Goals | | 3-Point | | F-Throws | | Rebounds | | | | | | | | | Scoring | |
|---------|------|-------|-----------|-------------|------|----------|------|----------|-------|----------|-----|-----|-----|-------|----|----|-----|-----|---------|-----|
| SEASON | TEAM | GP-GS | MIN/AVG | FG-FGA | FG% | 3FG-3FGA | 3FG% | FT-FTA | FT% | OFF | DEF | TOT | AVG | PF-FO | A | TO | BLK | STL | PTS | AVG |
| 2020-21 | UTA | 12-0 | 100/8.3 | 12-38 | .316 | 8-28 | .286 | 7-12 | .583 | 0 | 15 | 15 | 1.3 | 11-0 | 7 | 12 | 1 | 1 | 39 | 3.3 |
| 2021-22 | UTA | 24-3 | 281/11.7 | 29-85 | .341 | 23-73 | .315 | 2-2 | 1.000 | 2 | 18 | 20 | 0.8 | 15-0 | 14 | 19 | 1 | 6 | 83 | 3.5 |
| 2022-23 | UTA | 30-1 | 475/15.8 | 52-147 | .354 | 38-109 | .349 | 17-18 | .944 | 2 | 29 | 31 | 1.0 | 34-1 | 48 | 20 | 3 | 6 | 159 | 5.3 |
| 2023-24 | UTA | 11-10 | 237/21.5 | 26-68 | .382 | 16-46 | .348 | 2-2 | 1.000 | 6 | 18 | 24 | 2.2 | 16-0 | 21 | 10 | 0 | 5 | 70 | 6.4 |
| TOTAL | | 77-14 | 1092/14.2 | 119-338 | .352 | 85-256 | .332 | 28-34 | .824 | 10 | 80 | 90 | 1.2 | 76-1 | 90 | 61 | 5 | 18 | 351 | 4.6 |

BIO BLAST

Returned at Tarleton State after missing three games with a concussion.

Has made 17-straight free throws dating back to Nov. 12 of last season when he missed late in the 2nd half against Southwestern.

2023-24: Three double-figure point games: 14 (Abilene Christian), 12 (Alcorn) and 11 (Oral Roberts).

2022-23: Averaged 5.3 points and 1.6 assists ... over the final seven games of the season following a coaching coach, he made 19 3-pointers; in his first 20 games of the year versus Division-I competition he knocked down 15 ... after shooting 23.5% from 3-point range against non-conference D-I opponents, he went 41.2% in WAC play.

GAME-BY-GAME STATS

| Opponent | Date | GS | MIN | Total | | 3-Pointers | | Free throws | | Rebounds | | | | PF | A | TO | BLK | STL | PTS | AVG |
|--------------------|------------|----|--------|-------|------|------------|-------|-------------|-------|----------|-----|-----|-----|----|----|----|-----|-----|-----|------|
| | | | | FG-FA | PCT | 3FG-3FGA | PCT | FT-FTA | PCT | OFF | DEF | TOT | AVG | | | | | | | |
| Oral Roberts | 11/06/2023 | * | 26:17 | 3-8 | .375 | 3-5 | .600 | 2-2 | 1.000 | 2 | 1 | 3 | 3.0 | 2 | 5 | 2 | 0 | 1 | 11 | 11.0 |
| UT Tyler | 11/11/2023 | * | 17:38 | 2-6 | .333 | 1-5 | .200 | 0-0 | .000 | 0 | 0 | 0 | 1.5 | 0 | 5 | 2 | 0 | 0 | 5 | 8.0 |
| at New Mexico | 11/16/2023 | * | 27:39 | 3-10 | .300 | 1-5 | .200 | 0-0 | .000 | 1 | 6 | 7 | 3.3 | 3 | 2 | 1 | 0 | 1 | 7 | 7.7 |
| at Arizona | 11/19/2023 | * | 25:06 | 2-9 | .222 | 1-8 | .125 | 0-0 | .000 | 0 | 0 | 0 | 2.5 | 1 | 2 | 1 | 0 | 1 | 5 | 7.0 |
| Alcorn | 11/22/2023 | * | 29:40 | 4-8 | .500 | 4-8 | .500 | 0-0 | .000 | 1 | 2 | 3 | 2.6 | 1 | 1 | 1 | 0 | 1 | 12 | 8.0 |
| Texas St. | 11/25/2023 | * | 33:33 | 4-9 | .444 | 1-4 | .250 | 0-0 | .000 | 0 | 2 | 2 | 2.5 | 1 | 1 | 1 | 0 | 0 | 9 | 8.2 |
| Abilene Christian | 11/29/2023 | * | 25:58 | 5-8 | .625 | 4-6 | .667 | 0-0 | .000 | 0 | 2 | 2 | 2.4 | 3 | 2 | 2 | 0 | 0 | 14 | 9.0 |
| at Grand Canyon | 12/02/2023 | * | 09:41 | 0-1 | .000 | 0-1 | .000 | 0-0 | .000 | 0 | 1 | 1 | 2.3 | 3 | 1 | 0 | 0 | 1 | 0 | 7.9 |
| North Texas-Dallas | 12/06/2023 | * | 15:04 | 2-3 | .667 | 1-1 | 1.000 | 0-0 | .000 | 1 | 1 | 2 | 2.2 | 0 | 1 | 0 | 0 | 0 | 5 | 7.6 |
| vs Air Force | 12/16/2023 | * | 14:21 | 1-4 | .250 | 0-2 | .000 | 0-0 | .000 | 0 | 1 | 1 | 2.1 | 2 | 1 | 0 | 0 | 0 | 2 | 7.0 |
| at Tarleton St. | 01/04/2024 | | 11:39 | 0-2 | .000 | 0-1 | .000 | 0-0 | .000 | 1 | 2 | 3 | 2.2 | 0 | 0 | 0 | 0 | 0 | 0 | 6.4 |
| Totals | | 10 | 236:36 | 26-68 | .382 | 16-46 | .348 | 2-2 | 1.000 | 6 | 18 | 24 | 2.2 | 16 | 21 | 10 | 0 | 5 | 70 | 6.4 |

Player Averages

| Games Played | Minutes/game | Points/game | FG Pct | 3FG Pct | FT Pct | Rebounds/game | Assists/game | Turnovers/game | Assist/Turnover ratio | Steals/game | Blocks/game |
|--------------|--------------|-------------|--------|---------|--------|---------------|--------------|----------------|-----------------------|-------------|-------------|
| 11 | 21.5 | 6.4 | 38.2 | 34.8 | 100.0 | 2.2 | 1.9 | 0.9 | 2.1 | 0.5 | 0.0 |

11



DWAYNE KOROMA

BERLIN, GERMANY

R-SO. x F x 6-8 x 205

kuh-rome-uh

@dwayneleroy2

@dwaynekoroma



COMPLETE BIO

Previous Schools: Salt Lake Community College / Iona x High School: Bishop Walsh (MD)

RECORD HIGHS

POINTS

Career 18 vs. Casper (11/4/22)

D-I 12 vs. Alcorn State (11/22/23)

Season Same As D-I

REBOUNDS

Career 11, 4x, Last vs. Oral Roberts (11/6/23)

D-I 11 vs. Oral Roberts (11/6/23)

Season Same As D-I

OFFENSIVE REBOUNDS

Career 6, 2x, Last vs. Oral Roberts (11/6/23)

D-I 6 vs. Oral Roberts (11/6/23)

Season Same As D-I

ASSISTS

Career 8 @ Community Christian (CA) (1/6/23)

D-I 3, 4x, Last vs. Alcorn State (11/22/23)

Season 3 vs. Alcorn State (11/22/23)

BLOCKS

Career 3 @ Community Christian (CA) (1/6/23)

D-I 2 vs. Morgan State (12/8/20)

Season 1, 3x, Last @ North Texas (12/23/23)

FIELD GOALS MADE

Career 8 vs. Eastern Wyoming (11/19/22)

D-I 6 vs. Alcorn State (11/22/23)

Season Same As D-I

FREE THROWS MADE

Career 12 vs. Casper (11/4/22)

D-I 4 @ Grand Canyon (12/2/23)

Season Same As D-I

MINUTES

Career 31 @ Grand Canyon (12/2/23)

D-I Same As Career

Season Same As Career

MISCELLANEOUS

| | Season | Career |
|------------------------|--------|--------|
| Double-Figure Points | 2 | 16 |
| 15+ Points | -- | 6 |
| Double-Doubles | -- | 4 |
| Double-Figure Rebounds | 1 | 5 |
| 5+ Offensive Rebounds | 1 | 2 |
| 3+ Assists | 1 | 11 |
| 3+ Steals | -- | 4 |

CAREER STATS (D-I ONLY)

| | | | | Field Goals | | 3-Point | | F-Throws | | Rebounds | | | | | | | | Scoring | | |
|---------------|------|-------|----------|-------------|------|----------|------|----------|------|----------|-----|-----|-----|-------|----|----|-----|---------|-----|-----|
| SEASON | TEAM | GP-GS | MIN/AVG | FG-FGA | FG% | 3FG-3FGA | 3FG% | FT-FTA | FT% | OFF | DEF | TOT | AVG | PF-FO | A | TO | BLK | STL | PTS | AVG |
| 2020-21 | Iona | 18-12 | 274/15.2 | 21-49 | .429 | 1-6 | .167 | 5-15 | .333 | 17 | 45 | 62 | 3.4 | 51-4 | 20 | 22 | 4 | 6 | 48 | 2.7 |
| 2023-24 | UTA | 13-13 | 266/20.5 | 25-44 | .568 | 0-7 | .000 | 12-21 | .571 | 26 | 27 | 53 | 4.1 | 29-2 | 14 | 15 | 3 | 7 | 62 | 4.8 |
| TOTAL FOR UTA | | 13-13 | 266/20.5 | 25-44 | .568 | 0-7 | .000 | 12-21 | .571 | 26 | 27 | 53 | 4.1 | 29-2 | 14 | 15 | 3 | 7 | 62 | 4.8 |
| TOTAL | | 31-25 | 540/17.4 | 46-93 | .495 | 1-13 | .077 | 17-36 | .472 | 43 | 72 | 115 | 3.7 | 80-6 | 34 | 37 | 7 | 13 | 110 | 3.5 |

BIO BLAST

Transferred to UTA from Salt Lake Community College after beginning his career at Division-I Iona.

2023-24: Pair of double-figure point games: 12 versus Alcorn and 10 at Grand Canyon ... DNP (rest) vs. UNT Dallas.

2022-23 AT SALT LAKE CC: Averaged 9 points, 5 rebounds, 1.6 assists and 1.1 steals ... helped the Bruins to the NJCAA Tournament Second Round.

2021-22 AT SALT LAKE CC: Utilized a redshirt season and did not play after enrolling and transferring in mid-year.

2020-21 AT IONA: Appeared in all 18 games for Iona during the COVID-impacted year ... made 10-straight starts to end the year, including the MAAC Championship and Iona's NCAA Tournament contest against Alabama.

GAME-BY-GAME STATS

| Opponent | Date | GS | MIN | Total | | 3-Pointers | | Free throws | | Rebounds | | | | PF | A | TO | BLK | STL | PTS | AVG |
|-------------------|------------|----|-----------|--------|-------|------------|------|-------------|-------|----------|-----|-----|------|----|----|----|-----|-----|-----|-----|
| | | | | FG-FGA | PCT | 3FG-3FGA | PCT | FT-FTA | PCT | OFF | DEF | TOT | AVG | | | | | | | |
| Oral Roberts | 11/06/2023 | * | 26:56 | 1-2 | .500 | 0-1 | .000 | 1-2 | .500 | 6 | 5 | 11 | 11.0 | 4 | 0 | 3 | 0 | 0 | 3 | 3.0 |
| UT Tyler | 11/11/2023 | * | 21:03 | 3-7 | .429 | 0-3 | .000 | 0-0 | .000 | 1 | 4 | 5 | 8.0 | 2 | 2 | 0 | 1 | 1 | 6 | 4.5 |
| at New Mexico | 11/16/2023 | * | 24:51 | 0-0 | .000 | 0-0 | .000 | 0-0 | .000 | 2 | 3 | 5 | 7.0 | 5 | 2 | 1 | 0 | 1 | 0 | 3.0 |
| at Arizona | 11/19/2023 | * | 22:34 | 2-4 | .500 | 0-1 | .000 | 2-6 | .333 | 2 | 3 | 5 | 6.5 | 1 | 2 | 1 | 0 | 3 | 6 | 3.8 |
| Alcorn | 11/22/2023 | * | 29:38 | 6-9 | .667 | 0-1 | .000 | 0-1 | .000 | 3 | 1 | 4 | 6.0 | 2 | 3 | 1 | 0 | 0 | 12 | 5.4 |
| Texas St. | 11/25/2023 | * | 26:58 | 2-4 | .500 | 0-1 | .000 | 3-4 | .750 | 0 | 3 | 3 | 5.5 | 5 | 2 | 3 | 1 | 0 | 7 | 5.7 |
| Abilene Christian | 11/29/2023 | * | 09:46 | 2-3 | .667 | 0-0 | .000 | 1-2 | .500 | 0 | 1 | 1 | 4.9 | 1 | 0 | 1 | 0 | 0 | 5 | 5.6 |
| at Grand Canyon | 12/02/2023 | * | 30:54 | 3-4 | .750 | 0-0 | .000 | 4-4 | 1.000 | 3 | 5 | 8 | 5.3 | 2 | 1 | 0 | 0 | 0 | 10 | 6.1 |
| vs Air Force | 12/16/2023 | * | 11:54 | 1-2 | .500 | 0-0 | .000 | 0-0 | .000 | 1 | 0 | 1 | 4.8 | 1 | 1 | 1 | 0 | 1 | 2 | 5.7 |
| at Texas Tech | 12/21/2023 | * | 18:38 | 2-2 | 1.000 | 0-0 | .000 | 0-0 | .000 | 4 | 0 | 4 | 4.7 | 2 | 1 | 1 | 0 | 0 | 4 | 5.5 |
| at North Texas | 12/23/2023 | * | 13:12 | 1-3 | .333 | 0-0 | .000 | 1-2 | .500 | 1 | 0 | 1 | 4.4 | 1 | 0 | 2 | 1 | 0 | 3 | 5.3 |
| at Texas | 01/01/2024 | * | 08:37 | 1-2 | .500 | 0-0 | .000 | 0-0 | .000 | 1 | 0 | 1 | 4.1 | 0 | 0 | 0 | 0 | 0 | 2 | 5.0 |
| at Tarleton St. | 01/04/2024 | * | 20:55 | 1-2 | .500 | 0-0 | .000 | 0-0 | .000 | 2 | 2 | 4 | 4.1 | 3 | 0 | 1 | 0 | 1 | 2 | 4.8 |
| Totals | | | 13 265:57 | 25-44 | .568 | 0-7 | .000 | 12-21 | .571 | 26 | 27 | 53 | 4.1 | 29 | 14 | 15 | 3 | 7 | 62 | 4.8 |

Player Averages

| Games Played | Minutes/game | Points/game | FG Pct | 3FG Pct | FT Pct | Rebounds/game | Assists/game | Turnovers/game | Assist/Turnover ratio | Steals/game | Blocks/game |
|--------------|--------------|-------------|--------|---------|--------|---------------|--------------|----------------|-----------------------|-------------|-------------|
| 13 | 20.5 | 4.8 | 56.8 | 0.0 | 57.1 | 4.1 | 1.1 | 1.2 | 0.9 | 0.5 | 0.2 |

Last year at Salt Lake CC, he shot a gaudy 70.1% (94-134) from the floor, which was the 5th-highest percentage nationally. He was the only player in the country to connect at a 70% rate from the floor and the free throw line (72.1). The last time a JUCO player at any level (Division I, II or III) shot at least 70% from both the field and charity stripe for a season was 2019-20.

PAINT TOUCHES

• Grew up in Germany but moved to the United States in September of 2019 to complete his senior year of high school at Bishop Walsh in Cumberland, Md., where he was rated as a 3-star recruit.

• Played club ball in Europe for the Berlin Tigers.

• Cousin, Brandon Coleman, is a starting offensive lineman at TCU.

• Plays chess online.



12



OUT INDEFINITELY (ANKLE INJURY)

FREDS PAULS BAGATSKIS

RIGA, LATVIA

SO. × F × G-8 × 180

fred paul buh-GAT-skis

@fredspauls

@fredspauls

COMPLETE BIO



Previous Schools: Georgia Tech × High School: Complejo Educativo Mas Camarena (Valencia, Spain)

RECORD HIGHS

POINTS

Career 11 vs. UT Tyler (11/11/23)
Season Same As Career

REBOUNDS

Career 3 vs. UT Tyler (11/11/23)
Season Same As Career

ASSISTS

Career
Season

STEALS

Career
Season

FIELD GOALS MADE

Career 3 vs. UT Tyler (11/11/23)
Season Same As Career

3-POINTERS MADE

Career 3 vs. UT Tyler (11/11/23)
Season Same As Career

FREE THROWS MADE

Career 2 vs. UT Tyler (11/11/23)
Season Same As Career

MINUTES

Career 18 vs. UT Tyler (11/11/23)
Season Same As Career

MISCELLANEOUS

| | Season | Career |
|----------------------|--------|--------|
| Double-Figure Points | 1 | 1 |
| 20+ Points | -- | -- |
| Double-Doubles | -- | -- |
| 5+ 3-Pointers | -- | -- |
| 3+ Assists | -- | -- |

• Played for the Latvian U16, U18 and U20 teams; the U20 event took place this summer (more info: page 5).

• In 2021-22, he played for Valencia's club team in Spain's LEB Silver League.

• Suited up for Valencia's U18 team from 2019-21, averaging 8.9 PPG.

CAREER STATS

| | | | | Field Goals | | 3-Point | | F-Throws | | Rebounds | | | | | | | | | Scoring | |
|---------------|--------|-------|---------|-------------|------|----------|------|----------|------|----------|-----|-----|-----|-------|---|----|-----|-----|---------|-----|
| SEASON | TEAM | GP-GS | MIN/AVG | FG-FGA | FG% | 3FG-3FGA | 3FG% | FT-FTA | FT% | OFF | DEF | TOT | AVG | PF-FO | A | TO | BLK | STL | PTS | AVG |
| 2022-23 | GaTech | 9-0 | 26/2.9 | 3-8 | .375 | 2-6 | .333 | 0-0 | .000 | 0 | 0 | 0 | 0.0 | 3-0 | 0 | 0 | 0 | 0 | 8 | 0.9 |
| 2023-24 | UTA | 2-0 | 21/10.6 | 3-8 | .375 | 3-7 | .429 | 3-5 | .600 | 0 | 3 | 3 | 1.5 | 0-0 | 0 | 0 | 0 | 0 | 12 | 6.0 |
| TOTAL FOR UTA | | 2-0 | 21/10.6 | 3-8 | .375 | 3-7 | .429 | 3-5 | .600 | 0 | 3 | 3 | 1.5 | 0-0 | 0 | 0 | 0 | 0 | 12 | 6.0 |
| TOTAL | | 11-0 | 47/4.3 | 6-16 | .375 | 5-13 | .385 | 3-5 | .600 | 0 | 3 | 3 | 0.3 | 3-0 | 0 | 0 | 0 | 0 | 20 | 1.8 |

BIO BLAST

Has not played since Nov. 11 due to an ankle injury suffered in practice the week of Nov. 13, and is out indefinitely.

Transferred to UTA from Georgia Tech following his freshman season in 2022-23 ... can stretch the floor with his long-range shooting prowess, and boasts a wealth of international experience ... chose Georgia Tech over Xavier and several other notable Big East programs ... played sparingly with the Yellow Jackets, who employed an extremely minimal rotation.

2022-23 AT GEORGIA TECH: Played in nine games, including five ACC contests ... scored his first collegiate points on a 3-pointer against Marquette (Nov. 23).

PAINT TOUCHES

• Moved from Latvia to Valencia, Spain, at the age of 14 to attend school and better develop his game at one of the elite facilities in Europe.

• Father, Ainars, played professionally in Europe and for the Latvian National Team for two decades before going on to be the head coach of the national side from 2011-17. Ainars is currently the head coach of CSO Voluntari in Romania.

• Ainars was previously the head coach of the Ukraine National Team from 2019-22; at the time he was just the second non-native Ukrainian to serve as the country's head coach (American Mike Fratello from 2011-14).

• Freds learned his shooting aptitude from his father, who earned the nickname 'The Golden Hand' as a career 40% 3-point shooter and 90% free-throw maker. He is still the all-time leading scorer for the Latvian National Team.

GAME-BY-GAME STATS

| | | | | Total | | 3-Pointers | | Free throws | | Rebounds | | | | | | | | | | | |
|--------------|------------|----|-------|--------|------|------------|------|-------------|------|----------|-----|-----|-----|----|---|----|-----|-----|-----|-----|--|
| Opponent | Date | GS | MIN | FG-FGA | PCT | 3FG-3FGA | PCT | FT-FTA | PCT | OFF | DEF | TOT | AVG | PF | A | TO | BLK | STL | PTS | AVG | |
| Oral Roberts | 11/06/2023 | | 03:20 | 0-1 | .000 | 0-1 | .000 | 1-2 | .500 | 0 | 0 | 0 | 0.0 | 0 | 0 | 0 | 0 | 0 | 1 | 1.0 | |
| UT Tyler | 11/11/2023 | | 17:55 | 3-7 | .429 | 3-6 | .500 | 2-3 | .667 | 0 | 3 | 3 | 1.5 | 0 | 0 | 0 | 0 | 0 | 11 | 6.0 | |
| Totals | | 0 | 21:15 | 3-8 | .375 | 3-7 | .429 | 3-5 | .600 | 0 | 3 | 3 | 1.5 | 0 | 0 | 0 | 0 | 0 | 12 | 6.0 | |

Player Averages

| Games Played | Minutes/game | Points/game | FG Pct | 3FG Pct | FT Pct | Rebounds/game | Assists/game | Turnovers/game | Assist/Turnover ratio | Steals/game | Blocks/game |
|--------------|--------------|-------------|--------|---------|--------|---------------|--------------|----------------|-----------------------|-------------|-------------|
| 2 | 10.6 | 6.0 | 37.5 | 42.9 | 60.0 | 1.5 | 0.0 | 0.0 | 0.0 | 0.0 | 0.0 |

13 KADE DOUGLAS

LANCASTER, TX FR. × G × 6-2 × 170



COMPLETE BIO



High School: Lancaster

RECORD HIGHS

| | |
|-------------------------|------------------------------------|
| POINTS | |
| Career | 20 vs. Alcorn State (11/22/23) |
| Season | Same As Career |
| REBOUNDS | |
| Career | 5 vs. Alcorn State (11/22/23) |
| Season | Same As Career |
| ASSISTS | |
| Career | 4 vs. Abilene Christian (11/29/23) |
| Season | Same As Career |
| STEALS | |
| Career | 1, 2x, Last @ #21 Texas (1/1/24) |
| Season | Same As Career |
| FIELD GOALS MADE | |
| Career | 7 vs. Alcorn State (11/22/23) |
| Season | Same As Career |
| 3-POINTERS MADE | |
| Career | 6 vs. Alcorn State (11/22/23) |
| Season | Same As Career |
| FREE THROWS MADE | |
| Career | 3 vs. UT Tyler (11/11/23) |
| Season | Same As Career |
| MINUTES | |
| Career | 31 @ #21 Texas (1/1/24) |
| Season | Same As Career |

BIO BLAST

The only early signing period commitment of the 2023 Class which occurred in November of 2022 ... 3-star recruit by well-respected recruiting service 247Sports ... ranked as the #39 combo guard in the nation and the #31 overall recruit in Texas ... hometown is just 30 minutes from UTA's campus.

2023-24: 90% of his points (87 of 97) have come via the 3-pointer (29 makes); five games of 3+ triples ... team-high 17 points at #21 Texas on the strength of five 3-pointers.

HIGH SCHOOL: As a senior in 2022-23, he was named the District 14-5A MVP ... 2021-22 District 14-5A First Team ... 2020-21 District 14-5A Sophomore of the Year ... All-State Academic Team member with a 4.0 GPA.

PAINT TOUCHES

- Coached by his father, Ferrin, at Lancaster, who won District 14-5A Coach of the Year in 2022-23, and was Co-Coach of the Year in 2021-22.
- Best part about being coached by his dad was creating life-long memories. Biggest thing he learned as being a coach's son was accountability.
- Won three-straight flag football state championships between 6th-8th grade while playing cornerback.
- Wants to get into commercial real estate following his basketball career.
- Pet Peeve: People who smack their lips/chew loudly.
- Go-To Food Place Back Home: Hickory House

MISCELLANEOUS

| | Season | Career |
|----------------------|--------|--------|
| Double-Figure Points | 3 | 3 |
| 20+ Points | 1 | 1 |
| Double-Doubles | -- | -- |
| 5+ 3-Pointers | 3 | 3 |
| 5+ Assists | -- | -- |
| 3+ Steals | -- | -- |

- Bucket-List Item:** Skydive
- Bad Habit:** Being Too Hard On Himself
- Must-Have App:** TikTok
- Major:** Business Marketing
- Go-To Food:** Chick-fil-A
- Roommate:** Makaih Williams

GAME-BY-GAME STATS

| Opponent | Date | GS | MIN | Total | | 3-Pointers | | Free throws | | Rebounds | | | | PF | A | TO | BLK | STL | PTS | AVG |
|--------------------|------------|----|----------|--------|------|------------|------|-------------|-------|----------|-----|-----|-----|-----|----|----|-----|-----|-----|------|
| | | | | FG-FGA | PCT | 3FG-3FGA | PCT | FT-FTA | PCT | OFF | DEF | TOT | AVG | | | | | | | |
| UT Tyler | 11/11/2023 | | 13:06 | 5-11 | .455 | 5-11 | .455 | 3-3 | 1.000 | 0 | 1 | 1 | 1.0 | 1 | 0 | 0 | 0 | 0 | 18 | 18.0 |
| at New Mexico | 11/16/2023 | | 04:39 | 1-4 | .250 | 1-3 | .333 | 0-0 | .000 | 0 | 1 | 0 | 1 | 1.0 | 1 | 0 | 0 | 0 | 3 | 10.5 |
| at Arizona | 11/19/2023 | | 07:18 | 1-3 | .333 | 1-3 | .333 | 0-0 | .000 | 0 | 0 | 0 | 0 | 0.7 | 0 | 0 | 1 | 0 | 3 | 8.0 |
| Alcorn | 11/22/2023 | | 27:36 | 7-13 | .538 | 6-12 | .500 | 0-0 | .000 | 1 | 4 | 5 | 1.8 | 1 | 3 | 2 | 0 | 0 | 20 | 11.0 |
| Texas St. | 11/25/2023 | | 12:27 | 0-2 | .000 | 0-2 | .000 | 1-2 | .500 | 0 | 3 | 3 | 2.0 | 0 | 2 | 0 | 0 | 0 | 1 | 9.0 |
| Abilene Christian | 11/29/2023 | | 19:21 | 3-6 | .500 | 3-6 | .500 | 0-0 | .000 | 1 | 1 | 2 | 2.0 | 2 | 4 | 2 | 0 | 0 | 9 | 9.0 |
| at Grand Canyon | 12/02/2023 | | 22:00 | 3-5 | .600 | 3-5 | .600 | 0-1 | .000 | 0 | 0 | 0 | 1.7 | 3 | 0 | 1 | 0 | 0 | 9 | 9.0 |
| North Texas-Dallas | 12/06/2023 | | 23:35 | 0-3 | .000 | 0-2 | .000 | 0-0 | .000 | 0 | 1 | 1 | 1.6 | 3 | 3 | 1 | 0 | 0 | 0 | 7.9 |
| vs Air Force | 12/16/2023 | | 23:46 | 3-7 | .429 | 3-7 | .429 | 0-0 | .000 | 0 | 1 | 1 | 1.6 | 2 | 3 | 2 | 1 | 1 | 9 | 8.0 |
| at Texas Tech | 12/21/2023 | | 20:48 | 3-9 | .333 | 2-8 | .250 | 0-0 | .000 | 0 | 2 | 2 | 1.6 | 1 | 1 | 1 | 0 | 0 | 8 | 8.0 |
| at North Texas | 12/23/2023 | | 17:57 | 0-5 | .000 | 0-3 | .000 | 0-0 | .000 | 0 | 0 | 0 | 1.5 | 1 | 0 | 2 | 0 | 0 | 0 | 7.3 |
| at Texas | 01/01/2024 | | 31:13 | 6-12 | .500 | 5-10 | .500 | 0-0 | .000 | 1 | 1 | 2 | 1.5 | 2 | 1 | 2 | 0 | 1 | 17 | 8.1 |
| at Tarleton St. | 01/04/2024 | | 08:20 | 0-3 | .000 | 0-3 | .000 | 0-0 | .000 | 0 | 2 | 2 | 1.5 | 0 | 0 | 1 | 0 | 0 | 0 | 7.5 |
| Totals | | | 0 232:06 | 32-83 | .386 | 29-75 | .387 | 4-6 | .667 | 4 | 16 | 20 | 1.5 | 17 | 17 | 15 | 1 | 2 | 97 | 7.5 |

Player Averages

| Games Played | Minutes/ game | Points/ game | FG Pct | 3FG Pct | FT Pct | Rebounds/ game | Assists/ game | Turnovers/ game | Assist/Turnover ratio | Steals/ game | Blocks/ game |
|--------------|---------------|--------------|--------|---------|--------|----------------|---------------|-----------------|-----------------------|--------------|--------------|
| 13 | 17.9 | 7.5 | 38.6 | 38.7 | 66.7 | 1.5 | 1.3 | 1.2 | 1.1 | 0.2 | 0.1 |

CAREER STATS

| | | | | Field Goals | | 3-Point | | F-Throws | | Rebounds | | | | Scoring | | | | | | |
|--------------|------|-------------|-----------------|--------------|-------------|--------------|-------------|------------|-------------|----------|-----------|-----------|------------|-------------|-----------|-----------|----------|----------|-----------|------------|
| SEASON | TEAM | GP-GS | MIN/AVG | FG-FGA | FG% | 3FG-3FGA | 3FG% | FT-FTA | FT% | OFF | DEF | TOT | AVG | PF-FO | A | TO | BLK | STL | PTS | AVG |
| 2023-24 | UTA | 13-0 | 232/17.9 | 32-83 | .386 | 29-75 | .387 | 4-6 | .667 | 4 | 16 | 20 | 1.5 | 17-0 | 17 | 15 | 1 | 2 | 97 | 7.5 |
| TOTAL | | 13-0 | 232/17.9 | 32-83 | .386 | 29-75 | .387 | 4-6 | .667 | 4 | 16 | 20 | 1.5 | 17-0 | 17 | 15 | 1 | 2 | 97 | 7.5 |



22



SHEMAR WILSON

AVONDALE, AZ

SR. × F × 6-9 × 215



COMPLETE BIO

Previous School: Phoenix College × High School: Tolleson Union

RECORD HIGHS

POINTS

Career 29, 2x, Last @ New Mexico (11/16/23)

D-I 29 @ New Mexico (11/16/23)

Season Same As D-I

REBOUNDS

Career 18 vs. Tohono O'odham (12/4/20)

D-I 16 vs. Hardin-Simmons (11/15/22)

Season 14 vs. Oral Roberts (11/6/23)

OFFENSIVE REBOUNDS

Career 11 vs. Arizona Christian JV (11/14/19)

D-I 8, 3x, Last vs. Utah Valley (1/5/23)

Season 7 @ New Mexico (11/16/23)

BLOCKS

Career 5, 2x, Last @ Texas Tech (12/21/23)

D-I 5 @ Texas Tech (12/21/23)

Season Same As D-I

STEALS

Career 4 vs. Glendale (11/20/20)

D-I 3 @ Texas Tech (12/21/23)

Season Same As D-I

FIELD GOALS MADE

Career 12 vs. Bismarck State (12/29/20)

D-I 11 @ New Mexico (11/16/23)

Season Same As D-I

FREE THROWS MADE

Career 10 vs. Texas State (11/25/23)

D-I Same As Career

Season Same As Career

MINUTES

Career 38, 2x, Last @ Texas Tech (12/21/23)

D-I Same As Career

Season Same As Career

MISCELLANEOUS

| | Season | Career |
|------------------------|--------|--------|
| Double-Figure Points | 7 | 42 |
| Double-Doubles | 4 | 22 |
| 20+ Points | 3 | 8 |
| Double-Figure Rebounds | 6 | 28 |
| 5+ Offensive Rebounds | 3 | 23 |
| 3+ Blocks | 4 | 12 |

Go-To Food Place In Arlington:
Cartel Taco Bar

CAREER STATS (D-I ONLY)

| | | | | Field Goals | | 3-Point | | F-Throws | | Rebounds | | | | | | | | | Scoring | |
|---------|------|-------|-----------|-------------|------|----------|------|----------|------|----------|-----|-----|-----|-------|----|----|-----|-----|---------|------|
| SEASON | TEAM | GP-GS | MIN/AVG | FG-FGA | FG% | 3FG-3FGA | 3FG% | FT-FTA | FT% | OFF | DEF | TOT | AVG | PF-FO | A | TO | BLK | STL | PTS | AVG |
| 2021-22 | UTA | 26-4 | 351/13.5 | 53-86 | .616 | 0-1 | .000 | 28-46 | .609 | 47 | 52 | 99 | 3.8 | 62-1 | 10 | 19 | 8 | 8 | 134 | 5.2 |
| 2022-23 | UTA | 24-21 | 563/23.5 | 90-164 | .549 | 3-6 | .500 | 79-116 | .681 | 87 | 101 | 188 | 7.8 | 70-2 | 19 | 45 | 23 | 12 | 262 | 10.9 |
| 2023-24 | UTA | 14-14 | 415/29.6 | 60-121 | .496 | 2-7 | .286 | 61-86 | .709 | 45 | 65 | 110 | 7.9 | 37-2 | 14 | 19 | 28 | 10 | 183 | 13.1 |
| TOTAL | | 64-39 | 1329/20.8 | 203-371 | .547 | 5-14 | .357 | 168-248 | .677 | 179 | 218 | 397 | 6.2 | 169-5 | 43 | 83 | 59 | 30 | 579 | 9.0 |

BIO BLAST

WAC PLAYER OF THE WEEK (NOV. 20)

2023-24: Four double-doubles to tie with teammate DaJuan Gordon for the 2nd most in the WAC ... only player in the nation this year with at least 8 points, 11 rebounds, 5 blocks and 3 steals, which he had at Texas Tech.

2022-23: Finished 2nd on the team in scoring (10.9), 1st in rebounding (7.8) and tops in blocks (1.0) ... shot 54.9 percent from the floor (90-164) ... ranked 9th in the nation with 3.6 offensive rebounds per game ... missed the final eight games of the year due to a hip injury.

2019-20 AT PHOENIX COLLEGE: As a true freshman, he averaged 12.1 PPG and 9.8 RPG and was named All-Conference Third Team and All-Region Second Team.

GAME-BY-GAME STATS

| Opponent | Date | GS | MIN | Total | | 3-Pointers | | Free throws | | Rebounds | | | | PF | A | TO | BLK | STL | PTS | AVG | |
|--------------------|------------|----|-------|--------|--------|------------|-------|-------------|-------|----------|-----|-----|------|-----|----|----|-----|-----|-----|------|------|
| | | | | FG | PCT | 3FG | PCT | FT | PCT | OFF | DEF | TOT | AVG | | | | | | | | |
| Oral Roberts | 11/06/2023 | * | 34:18 | 2-14 | .143 | 0-0 | .000 | 4-8 | .500 | 6 | 8 | 14 | 14.0 | 0 | 1 | 1 | 1 | 1 | 8 | 8.0 | |
| UT Tyler | 11/11/2023 | * | 19:35 | 4-8 | .500 | 0-0 | .000 | 1-2 | .500 | 6 | 4 | 10 | 12.0 | 1 | 1 | 1 | 0 | 0 | 9 | 8.5 | |
| at New Mexico | 11/16/2023 | * | 33:44 | 11-13 | .846 | 0-1 | .000 | 7-9 | .778 | 7 | 4 | 11 | 11.7 | 4 | 1 | 1 | 2 | 0 | 29 | 15.3 | |
| at Arizona | 11/19/2023 | * | 28:58 | 8-12 | .667 | 1-2 | .500 | 2-2 | 1.000 | 0 | 3 | 3 | 9.5 | 2 | 1 | 1 | 3 | 0 | 19 | 16.3 | |
| Alcorn | 11/22/2023 | * | 25:25 | 3-4 | .750 | 0-0 | .000 | 8-11 | .727 | 4 | 8 | 12 | 10.0 | 3 | 1 | 1 | 3 | 0 | 14 | 15.8 | |
| Texas St. | 11/25/2023 | * | 37:03 | 5-8 | .625 | 1-1 | 1.000 | 10-14 | .714 | 4 | 9 | 13 | 10.5 | 5 | 0 | 3 | 3 | 0 | 21 | 16.7 | |
| Ablene Christian | 11/29/2023 | * | 32:45 | 3-5 | .600 | 0-0 | .000 | 7-12 | .583 | 2 | 9 | 11 | 10.6 | 3 | 3 | 1 | 1 | 1 | 13 | 16.1 | |
| at Grand Canyon | 12/02/2023 | * | 32:20 | 3-8 | .375 | 0-0 | .000 | 2-2 | 1.000 | 2 | 3 | 5 | 9.9 | 5 | 1 | 3 | 1 | 2 | 8 | 15.1 | |
| North Texas-Dallas | 12/06/2023 | * | 16:57 | 3-7 | .429 | 0-1 | .000 | 2-3 | .667 | 2 | 2 | 4 | 9.2 | 2 | 1 | 1 | 0 | 1 | 8 | 14.3 | |
| vs Air Force | 12/16/2023 | * | 28:30 | 4-9 | .444 | 0-0 | .000 | 2-3 | .667 | 4 | 2 | 6 | 8.9 | 2 | 1 | 2 | 2 | 1 | 10 | 13.9 | |
| at Texas Tech | 12/21/2023 | * | 37:28 | 4-8 | .500 | 0-0 | .000 | 0-1 | .000 | 4 | 7 | 11 | 9.1 | 1 | 0 | 1 | 5 | 3 | 8 | 13.4 | |
| at Texas Tech | 12/23/2023 | * | 28:06 | 6-8 | .750 | 0-0 | .000 | 8-9 | .889 | 2 | 3 | 5 | 8.8 | 2 | 0 | 1 | 1 | 1 | 20 | 13.9 | |
| at Texas | 01/01/2024 | * | 31:04 | 3-14 | .214 | 0-1 | .000 | 2-2 | 1.000 | 2 | 2 | 4 | 8.4 | 4 | 1 | 1 | 4 | 0 | 8 | 13.5 | |
| at Tarleton St. | 01/04/2024 | * | 28:22 | 1-3 | .333 | 0-1 | .000 | 6-8 | .750 | 0 | 1 | 1 | 7.9 | 3 | 2 | 1 | 2 | 0 | 8 | 13.1 | |
| Totals | | | 14 | 414:35 | 60-121 | .496 | 2-7 | .286 | 61-86 | .709 | 45 | 65 | 110 | 7.9 | 37 | 14 | 19 | 28 | 10 | 183 | 13.1 |

Player Averages

| Games Played | Minutes/game | Points/game | FG Pct | 3FG Pct | FT Pct | Rebounds/game | Assists/game | Turnovers/game | Assist/Turnover ratio | Steals/game | Blocks/game |
|--------------|--------------|-------------|--------|---------|--------|---------------|--------------|----------------|-----------------------|-------------|-------------|
| 14 | 29.6 | 13.1 | 49.6 | 28.6 | 70.9 | 7.9 | 1.0 | 1.4 | 0.7 | 0.7 | 2.0 |

23



STERLING GASTON-CHAPMAN

WICHITA, KS

JR. × G × 6-4 × 218

gas-TUN

X @SGC03_

@officialsgc23



Previous School: Tulsa × High School: Campus

RECORD HIGHS

POINTS

Career 11 @ South Florida (3/1/23)
Season 5, 2x, Last vs. UNT Dallas (12/6/23)

REBOUNDS

Career 8 vs. UNT Dallas (12/6/23)
Season Same As Career

ASSISTS

Career 3 @ Tulane (1/4/23)
Season 2 vs. UNT Dallas (12/6/23)

STEALS

Career 3 vs. UCF (2/26/23)
Season 1, 2x, Last vs. UNT Dallas (12/6/23)

FIELD GOALS MADE

Career 3, 5x, Last @ South Florida (3/1/23)
Season 2, 2x, Last vs. UNT Dallas (12/6/23)

3-POINTERS MADE

Career 1, 4x, Last @ South Florida (3/1/23)
Season

FREE THROWS MADE

Career 6 vs. Loyola Chicago (11/17/23)
Season 1, 2x, Last vs. UNT Dallas (12/6/23)

MINUTES

Career 31 @ South Florida (3/1/23)
Season 16, 2x, Last vs. UNT Dallas (12/6/23)

MISCELLANEOUS

| | Season | Career |
|----------------------|--------|--------|
| Double-Figure Points | -- | 1 |
| 20+ Points | -- | -- |
| Double-Doubles | -- | -- |
| 5+ Rebounds | 1 | 7 |
| 3+ 3-Pointers | -- | -- |
| 2+ Steals | -- | 5 |

- **Favorite Restaurant:** Tasty Tails (New Orleans Seafood)
- **Bad Habits:** Procrastination & Biting His Nails
- **Gets His News From:** Instagram & YouTube.
- **Biggest Fear:** Not Accomplishing His Goals

CAREER STATS

| | | | | Field Goals | | 3-Point | | F-Throws | | Rebounds | | | | Scoring | | | | | | |
|---------------|-------|-------|----------|-------------|------|----------|------|----------|------|----------|-----|-----|-----|---------|----|----|-----|-----|-----|-----|
| SEASON | TEAM | GP-GS | MIN/AVG | FG-FGA | FG% | 3FG-3FGA | 3FG% | FT-FTA | FT% | OFF | DEF | TOT | AVG | PF-FO | A | TO | BLK | STL | PTS | AVG |
| 2021-22 | Tulsa | 17-0 | 88/5.2 | 7-17 | .412 | 1-5 | .200 | 10-17 | .588 | 9 | 5 | 14 | 0.8 | 19-1 | 0 | 6 | 1 | 3 | 25 | 1.5 |
| 2022-23 | Tulsa | 30-18 | 534/17.8 | 39-125 | .312 | 3-27 | .111 | 36-48 | .750 | 39 | 52 | 91 | 3.0 | 71-3 | 10 | 26 | 7 | 24 | 117 | 3.9 |
| 2023-24 | UTA | 6-0 | 52/8.7 | 4-18 | .222 | 0-6 | .000 | 2-3 | .667 | 7 | 6 | 13 | 2.2 | 9-0 | 2 | 4 | 0 | 2 | 10 | 1.7 |
| TOTAL FOR UTA | | 6-0 | 52/8.7 | 4-18 | .222 | 0-6 | .000 | 2-3 | .667 | 7 | 6 | 13 | 2.2 | 9-0 | 2 | 4 | 0 | 2 | 10 | 1.7 |
| TOTAL | | 53-18 | 675/12.7 | 50-160 | .313 | 4-38 | .105 | 48-68 | .706 | 55 | 63 | 118 | 2.2 | 99-4 | 12 | 36 | 8 | 29 | 152 | 2.9 |

BIO BLAST

2023-24: Season-best 5 points versus UT Tyler ... matched the point total against UNT Dallas, while pulling down a career-high 8 rebounds.

2022-23 AT TULSA: Made 18 starts and played in all 30 games, averaging 3.9 points and 3 rebounds per contest ... scored a season-high 11 points in the regular-season finale at South Florida (Mar. 1) ... reached at least eight points on five other occasions.

2021-22 AT TULSA: Played in 17 games, averaging 1.5 points ... delivered a season-high seven points off the bench at UCF (Feb. 14) ... appeared in 13 of the final 14 games of the year after making his collegiate debut versus SMU (Dec. 29).

PAINT TOUCHES

• Became Campus High School's all-time leading scorer when he had 18 points, 18 rebounds and five assists in a win over Derby HS on Feb. 19 of his senior season in 2020-21.

• Averaged 19.1 points, 12.1 rebounds, 3.8 assists and 2.1 steals as a senior, earning all-state and all-metro honors.

• Named Kansas Class 6A Player of the Year as a junior after averaging 17.7 points, 6.8 rebounds, 3.2 assists and 2.5 steals, leading Campus to a 23-0 record before COVID shut down the season.

• Had a daughter (Nadiya) last summer.

• Career goal outside of basketball it to invest in, and give back to, the youth.

• His legal middle name is LeBron James: Sterling LeBron James Gaston-Chapman

GAME-BY-GAME STATS

| Opponent | Date | GS | MIN | Total | | 3-Pointers | | Free throws | | Rebounds | | | | PF | A | TO | BLK | STL | PTS | AVG |
|--------------------|------------|----------|--------------|-------------|-------------|------------|-------------|-------------|-------------|----------|----------|-----------|------------|----------|----------|----------|----------|----------|-----------|------------|
| | | | | FG-FGA | PCT | 3FG-3FGA | PCT | FT-FTA | PCT | OFF | DEF | TOT | AVG | | | | | | | |
| Oral Roberts | 11/06/2023 | | 02:04 | 0-0 | .000 | 0-0 | .000 | 0-0 | .000 | 1 | 0 | 1 | 1.0 | 0 | 0 | 0 | 0 | 0 | 0 | 0.0 |
| UT Tyler | 11/11/2023 | | 15:42 | 2-4 | .500 | 0-2 | .000 | 1-1 | 1.000 | 0 | 2 | 2 | 1.5 | 1 | 0 | 1 | 0 | 1 | 5 | 2.5 |
| at Arizona | 11/19/2023 | | 08:31 | 0-4 | .000 | 0-0 | .000 | 0-0 | .000 | 1 | 0 | 1 | 1.3 | 4 | 0 | 1 | 0 | 0 | 0 | 1.7 |
| Alcorn | 11/22/2023 | | 01:26 | 0-0 | .000 | 0-0 | .000 | 0-0 | .000 | 0 | 0 | 0 | 1.0 | 0 | 0 | 0 | 0 | 0 | 0 | 1.3 |
| North Texas-Dallas | 12/06/2023 | | 15:45 | 2-8 | .250 | 0-4 | .000 | 1-2 | .500 | 5 | 3 | 8 | 2.4 | 2 | 2 | 1 | 0 | 1 | 5 | 2.0 |
| at North Texas | 12/23/2023 | | 08:58 | 0-2 | .000 | 0-0 | .000 | 0-0 | .000 | 0 | 1 | 1 | 2.2 | 2 | 0 | 1 | 0 | 0 | 0 | 1.7 |
| Totals | | 0 | 52:26 | 4-18 | .222 | 0-6 | .000 | 2-3 | .667 | 7 | 6 | 13 | 2.2 | 9 | 2 | 4 | 0 | 2 | 10 | 1.7 |

Player Averages

| Games Played | Minutes/game | Points/game | FG Pct | 3FG Pct | FT Pct | Rebounds/game | Assists/game | Turnovers/game | Assist/Turnover ratio | Steals/game | Blocks/game |
|--------------|--------------|-------------|--------|---------|--------|---------------|--------------|----------------|-----------------------|-------------|-------------|
| 6 | 8.7 | 1.7 | 22.2 | 0.0 | 66.7 | 2.2 | 0.3 | 0.7 | 0.5 | 0.3 | 0.0 |

MORE INFO ON THE MIDDLE NAME: PAGE 7



DARRIUS MILES

OAK CLIFF TX

JR. × C × 6-10 × 250



COMPLETE BIO

X @big_baby_haller

IG @thedarriusmiles

Previous Schools: Western Kentucky / Odessa College × High School: Oak Cliff Faith Family Academy

RECORD HIGHS

POINTS

Career 12 vs. Loyalty College Prep (1/29/21)
D-I 9 vs. UNT Dallas (12/6/23)
Season Same As D-I

REBOUNDS

Career 4 vs. Midland (3/6/21)
D-I 5 vs. UT Tyler (11/11/23)
Season Same As D-I

OFFENSIVE REBOUNDS

Career 3 vs. Loyalty College Prep (1/29/21)
D-I 2, 3x, Last vs. UT Tyler (11/11/23)
Season 2 vs. UT Tyler (11/11/23)

BLOCKS

Career 2 vs. Midland (3/6/21)
D-I 1 vs. UNT Dallas (12/6/23)
Season Same As D-I

STEALS

Career 1 vs. Clarendon (2/25/21)
D-I
Season

FIELD GOALS MADE

Career 6 vs. Loyalty College Prep (1/29/21)
D-I 4 vs. UNT Dallas (12/6/23)
Season Same As D-I

FREE THROWS MADE

Career 4 @ North Texas (12/23/23)
D-I Same As Career
Season Same As Career

MINUTES

Career 16 vs. Loyalty College Prep (1/29/21)
D-I 14 vs. UNT Dallas (12/6/23)
Season Same As D-I

MISCELLANEOUS

| | Season | Career |
|-----------------------|--------|--------|
| Double-Figure Points | -- | 1 |
| Double-Doubles | -- | -- |
| 20+ Points | -- | -- |
| 3+ Offensive Rebounds | -- | 1 |
| 2+ Blocks | -- | 1 |

- **Go-To Food:** Henderson Chicken
- **Must-Have App:** Instagram

CAREER STATS (D-I ONLY)

| | | | | Field Goals | | 3-Point | | F-Throws | | Rebounds | | | | Scoring | | | | | | |
|---------------|--------|-------|---------|-------------|------|----------|------|----------|------|----------|-----|-----|-----|---------|---|----|-----|-----|-----|-----|
| SEASON | TEAM | GP-GS | MIN/AVG | FG-FGA | FG% | 3FG-3FGA | 3FG% | FT-FTA | FT% | OFF | DEF | TOT | AVG | PF-FO | A | TO | BLK | STL | PTS | AVG |
| 2021-22 | WestKy | 1-0 | 10/10.0 | 2-5 | .400 | 0-1 | .000 | 0-0 | .000 | 2 | 0 | 2 | 2.0 | 2-0 | 0 | 0 | 0 | 0 | 4 | 4.0 |
| 2022-23 | WestKy | 10-0 | 27/2.7 | 6-12 | .500 | 1-3 | .333 | 0-2 | .000 | 3 | 2 | 5 | 0.5 | 4-0 | 0 | 0 | 0 | 0 | 13 | 1.3 |
| 2023-24 | UTA | 7-0 | 44/6.3 | 9-19 | .474 | 1-8 | .125 | 5-9 | .556 | 4 | 8 | 12 | 1.7 | 4-0 | 0 | 5 | 1 | 0 | 24 | 3.4 |
| TOTAL FOR UTA | | 7-0 | 44/6.3 | 9-19 | .474 | 1-8 | .125 | 5-9 | .556 | 4 | 8 | 12 | 1.7 | 4-0 | 0 | 5 | 1 | 0 | 24 | 3.4 |
| TOTAL | | 18-0 | 81/4.5 | 17-36 | .472 | 2-12 | .167 | 5-11 | .455 | 9 | 10 | 19 | 1.1 | 10-0 | 0 | 5 | 1 | 0 | 41 | 2.3 |

BIO BLAST

Transferred to UTA following two years at Western Kentucky and one semester at Odessa College.

2023-24: First points this year against a Division-I opponent with 3 at #3 Arizona, including his first-career free throw versus any D-I team ... D-I point high with 9 opposite UNT Dallas, all of which came in the 1st half.

2022-23 AT WESTERN KENTUCKY: Appeared in 10 games ... averaged 1.3 points in just 2.7 minutes per contest ... shot 50 percent (6-12) from the field for the year.

2021-22 AT WESTERN KENTUCKY: Played in one game, recording four points and two rebounds in 10 minutes of action at Kentucky (Dec. 22).

GAME-BY-GAME STATS

| Opponent | Date | GS | MIN | Total | | 3-Pointers | | Free throws | | Rebounds | | | | PF | A | TO | BLK | STL | PTS | AVG |
|--------------------|------------|----|-------|--------|-------|------------|------|-------------|-------|----------|-----|-----|-----|----|---|----|-----|-----|-----|-----|
| | | | | FG-FGA | PCT | 3FG-3FGA | PCT | FT-FTA | PCT | OFF | DEF | TOT | AVG | | | | | | | |
| UT Tyler | 11/11/2023 | | 13:22 | 2-3 | .667 | 0-1 | .000 | 0-0 | .000 | 2 | 3 | 5 | 5.0 | 3 | 0 | 2 | 0 | 0 | 4 | 4.0 |
| at Arizona | 11/19/2023 | | 08:38 | 1-3 | .333 | 0-1 | .000 | 1-3 | .333 | 0 | 2 | 2 | 3.5 | 0 | 0 | 1 | 0 | 0 | 3 | 3.5 |
| Alcorn | 11/22/2023 | | 02:35 | 1-2 | .500 | 0-1 | .000 | 0-0 | .000 | 0 | 1 | 1 | 2.7 | 0 | 0 | 1 | 0 | 0 | 2 | 3.0 |
| Texas St. | 11/25/2023 | | 00:07 | 0-0 | .000 | 0-0 | .000 | 0-0 | .000 | 0 | 0 | 0 | 2.0 | 0 | 0 | 0 | 0 | 0 | 0 | 2.3 |
| North Texas-Dallas | 12/06/2023 | | 13:55 | 4-9 | .444 | 1-4 | .250 | 0-0 | .000 | 1 | 2 | 3 | 2.2 | 1 | 0 | 1 | 1 | 0 | 9 | 3.6 |
| at North Texas | 12/23/2023 | | 03:20 | 0-1 | .000 | 0-1 | .000 | 4-4 | 1.000 | 1 | 0 | 1 | 2.0 | 0 | 0 | 0 | 0 | 0 | 4 | 3.7 |
| at Texas | 01/01/2024 | | 01:54 | 1-1 | 1.000 | 0-0 | .000 | 0-2 | .000 | 0 | 0 | 0 | 1.7 | 0 | 0 | 0 | 0 | 0 | 2 | 3.4 |
| Totals | | 0 | 43:51 | 9-19 | .474 | 1-8 | .125 | 5-9 | .556 | 4 | 8 | 12 | 1.7 | 4 | 0 | 5 | 1 | 0 | 24 | 3.4 |

Player Averages

| Games Played | Minutes/ game | Points/ game | FG Pct | 3FG Pct | FT Pct | Rebounds/ game | Assists/ game | Turnovers/ game | Assist/Turnover ratio | Steals/ game | Blocks/ game |
|--------------|---------------|--------------|--------|---------|--------|----------------|---------------|-----------------|-----------------------|--------------|--------------|
| 7 | 6.3 | 3.4 | 47.4 | 12.5 | 55.6 | 1.7 | 0.0 | 0.7 | 0.0 | 0.0 | 0.1 |

30 FABIO BASILI



ORLANDO, FL

SO. x G x 6-4 x 175

fah-bee-oh buh-silly

@BucketFobb

@bucket.fob



COMPLETE BIO

Previous School: Louisville x High School: Oak Ridge

RECORD HIGHS

POINTS

Career 15 @ Grand Canyon (12/2/23)
Season Same As Career

REBOUNDS

Career 5 @ Virginia (3/4/23)
Season 4 vs. Oral Roberts (11/6/23)

ASSISTS

Career 6 vs. UNT Dallas (12/6/23)
Season Same As Career

STEALS

Career 2 vs. Florida A&M (12/17/22)
Season 1, 3x, Last @ #21 Texas (1/1/24)

FIELD GOALS MADE

Career 5 @ Grand Canyon (12/2/23)
Season Same As Career

3-POINTERS MADE

Career 2, 2x, Last @ #3 Arizona (11/19/23)
Season 2 @ #3 Arizona (11/19/23)

FREE THROWS MADE

Career 4 @ Grand Canyon (12/2/23)
Season Same As Career

MINUTES

Career 18 @ #3 Arizona (11/19/23)
Season Same As Career

MISCELLANEOUS

| | Season | Career |
|----------------------|--------|--------|
| Double-Figure Points | 1 | 1 |
| 20+ Points | -- | -- |
| 3+ 3-Pointers | -- | -- |
| 5+ Rebounds | -- | 1 |
| Games w/ A Steal | 3 | 11 |

- Go-To Fast Food: Chick-fil-A
- Spare Time: Fishing & Hunting
- Bad Habit: Too Much Screen Time
- Pet Peeve: Lying
- Underrated Part Of His Game: Dunking

CAREER STATS

| | | | | Field Goals | | 3-Point | | F-Throws | | Rebounds | | | | | | | | | | Scoring | |
|---------------|------|-------|---------|-------------|------|----------|------|----------|------|----------|-----|-----|-----|-------|----|----|-----|-----|-----|---------|--|
| SEASON | TEAM | GP-GS | MIN/AVG | FG-FGA | FG% | 3FG-3FGA | 3FG% | FT-FTA | FT% | OFF | DEF | TOT | AVG | PF-FO | A | TO | BLK | STL | PTS | AVG | |
| 2022-23 | LOU | 17-0 | 138/8.1 | 10-37 | .270 | 3-14 | .214 | 4-7 | .571 | 5 | 18 | 23 | 1.4 | 28-0 | 10 | 11 | 1 | 9 | 27 | 1.6 | |
| 2023-24 | UTA | 12-0 | 98/8.2 | 16-32 | .500 | 5-13 | .385 | 4-5 | .800 | 3 | 12 | 15 | 1.3 | 13-0 | 15 | 15 | 2 | 3 | 41 | 3.4 | |
| TOTAL FOR UTA | | 12-0 | 98/8.2 | 16-32 | .500 | 5-13 | .385 | 4-5 | .800 | 3 | 12 | 15 | 1.3 | 13-0 | 15 | 15 | 2 | 3 | 41 | 3.4 | |
| TOTAL | | 29-0 | 236/8.2 | 26-69 | .377 | 8-27 | .296 | 8-12 | .667 | 8 | 30 | 38 | 1.3 | 41-0 | 25 | 26 | 3 | 12 | 68 | 2.3 | |

BIO BLAST

Transferred from Louisville ... 3-star recruit coming out of high school who chose Louisville over Kansas State, DePaul, Florida Atlantic and others ... originally planned to be a part of the 2022 class, reclassified to 2023 and then returned to the 2022 class after completing some course work.

2023-24: Career-high 15 points at Grand Canyon; had 19 total points on the year entering the game ... career-best 6 assists versus UNT Dallas.

2022-23 AT LOUISVILLE: Averaged 1.6 and 1.4 rebounds in limited minutes ... delivered a trio of season-best six-point outings against Maryland (Nov. 29), Western Kentucky (Dec. 14) and Notre Dame (Jan. 28).

GAME-BY-GAME STATS

| Opponent | Date | GS | MIN | Total | | 3-Pointers | | Free throws | | Rebounds | | | | PF | A | TO | BLK | STL | PTS | AVG |
|--------------------|------------|----|---------|--------|-------|------------|-------|-------------|-------|----------|-----|-----|-----|----|----|----|-----|-----|-----|-----|
| | | | | FG-FGA | PCT | 3FG-3FGA | PCT | FT-FTA | PCT | OFF | DEF | TOT | AVG | | | | | | | |
| Oral Roberts | 11/06/2023 | | 13:00 | 3-5 | .600 | 0-2 | .000 | 0-0 | .000 | 1 | 3 | 4 | 4.0 | 0 | 2 | 2 | 1 | 1 | 6 | 6.0 |
| UT Tyler | 11/11/2023 | | 08:11 | 0-0 | .000 | 0-0 | .000 | 0-0 | .000 | 0 | 1 | 1 | 2.5 | 2 | 3 | 4 | 0 | 0 | 0 | 3.0 |
| at New Mexico | 11/16/2023 | | 05:37 | 3-3 | 1.000 | 1-1 | 1.000 | 0-0 | .000 | 0 | 0 | 0 | 1.7 | 2 | 0 | 0 | 0 | 0 | 7 | 4.3 |
| at Arizona | 11/19/2023 | | 17:30 | 2-7 | .286 | 2-4 | .500 | 0-0 | .000 | 0 | 3 | 3 | 2.0 | 1 | 3 | 2 | 0 | 0 | 6 | 4.8 |
| Alcorn | 11/22/2023 | | 02:25 | 0-0 | .000 | 0-0 | .000 | 0-0 | .000 | 0 | 0 | 0 | 1.6 | 0 | 0 | 1 | 0 | 0 | 0 | 3.8 |
| Texas St. | 11/25/2023 | | 03:14 | 0-0 | .000 | 0-0 | .000 | 0-0 | .000 | 0 | 0 | 0 | 1.3 | 2 | 0 | 0 | 0 | 0 | 0 | 3.2 |
| at Grand Canyon | 12/02/2023 | | 13:29 | 5-8 | .625 | 1-3 | .333 | 4-4 | 1.000 | 0 | 2 | 2 | 1.4 | 4 | 0 | 2 | 1 | 0 | 15 | 4.9 |
| North Texas-Dallas | 12/06/2023 | | 17:04 | 2-5 | .400 | 1-3 | .333 | 0-1 | .000 | 1 | 2 | 3 | 1.6 | 2 | 6 | 4 | 0 | 1 | 5 | 4.9 |
| vs Air Force | 12/16/2023 | | 03:22 | 0-0 | .000 | 0-0 | .000 | 0-0 | .000 | 0 | 0 | 0 | 1.4 | 0 | 1 | 0 | 0 | 0 | 0 | 4.3 |
| at Texas Tech | 12/21/2023 | | 01:15 | 0-1 | .000 | 0-0 | .000 | 0-0 | .000 | 0 | 0 | 0 | 1.3 | 0 | 0 | 0 | 0 | 0 | 0 | 3.9 |
| at North Texas | 12/23/2023 | | 08:45 | 1-2 | .500 | 0-0 | .000 | 0-0 | .000 | 1 | 1 | 2 | 1.4 | 0 | 0 | 0 | 0 | 0 | 2 | 3.7 |
| at Texas | 01/01/2024 | | 04:17 | 0-1 | .000 | 0-0 | .000 | 0-0 | .000 | 0 | 0 | 0 | 1.3 | 0 | 0 | 0 | 0 | 1 | 0 | 3.4 |
| Totals | | | 0 98:10 | 16-32 | .500 | 5-13 | .385 | 4-5 | .800 | 3 | 12 | 15 | 1.3 | 13 | 15 | 15 | 2 | 3 | 41 | 3.4 |

Player Averages

| Games Played | Minutes/game | Points/game | FG Pct | 3FG Pct | FT Pct | Rebounds/game | Assists/game | Turnovers/game | Assist/Turnover ratio | Steals/game | Blocks/game |
|--------------|--------------|-------------|--------|---------|--------|---------------|--------------|----------------|-----------------------|-------------|-------------|
| 12 | 8.2 | 3.4 | 50.0 | 38.5 | 80.0 | 1.3 | 1.3 | 1.3 | 1.0 | 0.3 | 0.2 |



STARTING LINEUPS GAME-BY-GAME

| DATE | OPPONENT | PG | SG | SF | PF | C | UTA RECORD |
|------------|-----------------------|----------|----------|----------|--------|--------|------------|
| Nov. 6 | Oral Roberts | Vining | Talbot | Gordon | Koroma | Wilson | 1-0 |
| Nov. 11 | UT Tyler | Vining | Talbot | Gordon | Koroma | Wilson | 2-0 |
| Nov. 16 | @ New Mexico | Vining | Talbot | Gordon | Koroma | Wilson | 2-1 |
| Nov. 19 | @ #3 Arizona | Vining | Talbot | Gordon | Koroma | Wilson | 2-2 |
| Nov. 22 | Alcorn State | Williams | Talbot | Gordon | Koroma | Wilson | 3-2 |
| Nov. 25 | Texas State | Williams | Talbot | Vining | Koroma | Wilson | 3-3 |
| Nov. 29 | Abilene Christian* | Williams | Talbot | Vining | Koroma | Wilson | 4-3 |
| Dec. 2 | @ Grand Canyon* | Williams | Talbot | Gordon | Koroma | Wilson | 4-4 |
| Dec. 6 | UNT Dallas | Williams | Talbot | Gordon | Cash | Wilson | 5-4 |
| Dec. 16 | vs. Air Force | Russell | Talbot | Williams | Koroma | Wilson | 6-4 |
| Dec. 21 | @ Texas Tech | Russell | Williams | Gordon | Koroma | Wilson | 6-5 |
| Dec. 23 | @ North Texas | Russell | Williams | Gordon | Koroma | Wilson | 6-6 |
| Jan. 1 | @ #21 Texas | Russell | Williams | Gordon | Koroma | Wilson | 6-7 |
| Jan. 4 | @ Tarleton State* | Russell | Williams | Gordon | Koroma | Wilson | 6-8 |
| Jan. 6 | @ Stephen F. Austin* | | | | | | |
| Jan. 11 | Utah Valley* | | | | | | |
| Jan. 13 | Seattle U* | | | | | | |
| Jan. 18 | UTRGV* | | | | | | |
| Jan. 20 | @ Abilene Christian* | | | | | | |
| Jan. 27 | Grand Canyon* | | | | | | |
| Feb. 1 | @ Southern Utah* | | | | | | |
| Feb. 3 | @ Utah Tech* | | | | | | |
| Feb. 8 | @ California Baptist* | | | | | | |
| Feb. 10 | Stephen F. Austin* | | | | | | |
| Feb. 15 | Tarleton State* | | | | | | |
| Feb. 17 | @ UTRGV* | | | | | | |
| Feb. 22 | Southern Utah* | | | | | | |
| Feb. 24 | Utah Tech* | | | | | | |
| Feb. 29 | @ Seattle U* | | | | | | |
| Mar. 2 | @ Utah Valley* | | | | | | |
| Mar. 7 | California Baptist* | | | | | | |
| Mar. 13-16 | WAC Tournament | | | | | | |

COMBINATION INFO

| Lineup | Combination | Times Used | Record | Last Used |
|--------|---|------------|--------|-----------|
| 1 | Vining, Talbot, Gordon, Koroma, Wilson | 4 | 2-2 | Nov. 19 |
| 2 | Williams, Talbot, Gordon, Koroma, Wilson | 2 | 1-1 | Dec. 2 |
| 3 | Williams, Talbot, Vining, Koroma, Wilson | 2 | 1-1 | Nov. 29 |
| 4 | Williams, Talbot, Gordon, Cash, Wilson | 1 | 1-0 | Dec. 6 |
| 5 | Russell, Talbot, Williams, Koroma, Wilson | 1 | 1-0 | Dec. 16 |
| 6 | Russell, Williams, Gordon, Koroma, Wilson | 4 | 0-4 | Jan. 4 |

STARTING STREAKS & TOTALS

| # | PLAYER | STREAK | 2023-24 | D-I CAREER | UTA CAREER | WAC PLAY |
|----|-----------------|--------|---------|------------|------------|----------|
| 00 | Aaron Cash | -- | 1 | 27 | 26 | -- |
| 1 | Phillip Russell | 5 | 5 | 69 | 5 | 1 |
| 2 | Makaih Williams | 10 | 10 | 10 | 10 | 3 |
| 3 | DaJuan Gordon | 4 | 11 | 92 | 11 | 7 |
| 4 | Akili Vining | -- | 6 | 6 | 6 | -- |
| 5 | Brandyn Talbot | -- | 10 | 14 | 14 | -- |
| 11 | Dwayne Koroma | 5 | 13 | 25 | 13 | 3 |
| 22 | Shemar Wilson | 14 | 14 | 39 | 39 | 11 |

SPECIALTY POINT BREAKDOWN

| DATE | OPPONENT | PAINT | | OFF TURNOVERS | | 2ND CHANCE | | FASTBREAK | | BENCH | |
|------------|-----------------------|-------|-----|---------------|-----|------------|-----|-----------|-----|-------|-----|
| | | OPP. | UTA | OPP. | UTA | OPP. | UTA | OPP. | UTA | OPP. | UTA |
| Nov. 6 | Oral Roberts | 26 | 30 | 11 | 8 | 11 | 17 | 2 | 7 | 8 | 15 |
| Nov. 11 | UT Tyler | 24 | 32 | 20 | 18 | 13 | 17 | 2 | 12 | 41 | 55 |
| Nov. 16 | @ New Mexico | 44 | 48 | 11 | 7 | 8 | 22 | 16 | 3 | 5 | 27 |
| Nov. 19 | @ #3 Arizona | 48 | 28 | 24 | 10 | 16 | 10 | 17 | 9 | 37 | 21 |
| Nov. 22 | Alcorn State | 26 | 32 | 5 | 7 | 6 | 21 | 8 | 6 | 14 | 36 |
| Nov. 25 | Texas State | 32 | 34 | 16 | 8 | 6 | 5 | 12 | 20 | 31 | 1 |
| Nov. 29 | Abilene Christian* | 32 | 28 | 18 | 19 | 5 | 10 | 7 | 16 | 12 | 33 |
| Dec. 2 | @ Grand Canyon* | 28 | 36 | 24 | 11 | 13 | 8 | 9 | 10 | 17 | 31 |
| Dec. 6 | UNT Dallas | 4 | 34 | 4 | 17 | 6 | 26 | 0 | 19 | 18 | 23 |
| Dec. 16 | vs. Air Force | 38 | 26 | 19 | 25 | 4 | 12 | 6 | 17 | 8 | 26 |
| Dec. 21 | @ Texas Tech | 30 | 24 | 18 | 20 | 8 | 16 | 13 | 4 | 18 | 26 |
| Dec. 23 | @ North Texas | 32 | 24 | 23 | 5 | 12 | 8 | 4 | 6 | 36 | 17 |
| Jan. 1 | @ #21 Texas | 34 | 18 | 27 | 8 | 18 | 12 | 7 | 6 | 18 | 29 |
| Jan. 4 | @ Tarleton State* | 24 | 26 | 18 | 19 | 5 | 5 | 10 | 26 | 5 | 15 |
| Jan. 6 | @ Stephen F. Austin* | | | | | | | | | | |
| Jan. 11 | Utah Valley* | | | | | | | | | | |
| Jan. 13 | Seattle U* | | | | | | | | | | |
| Jan. 18 | UTRGV* | | | | | | | | | | |
| Jan. 20 | @ Abilene Christian* | | | | | | | | | | |
| Jan. 27 | Grand Canyon* | | | | | | | | | | |
| Feb. 1 | @ Southern Utah* | | | | | | | | | | |
| Feb. 3 | @ Utah Tech* | | | | | | | | | | |
| Feb. 8 | @ California Baptist* | | | | | | | | | | |
| Feb. 10 | Stephen F. Austin* | | | | | | | | | | |
| Feb. 15 | Tarleton State* | | | | | | | | | | |
| Feb. 17 | @ UTRGV* | | | | | | | | | | |
| Feb. 22 | Southern Utah* | | | | | | | | | | |
| Feb. 24 | Utah Tech* | | | | | | | | | | |
| Feb. 29 | @ Seattle U* | | | | | | | | | | |
| Mar. 2 | @ Utah Valley* | | | | | | | | | | |
| Mar. 7 | California Baptist* | | | | | | | | | | |
| Mar. 13-16 | WAC Tournament | | | | | | | | | | |

HALF STATISTICAL COMPARISONS / LARGEST LEADS

FOR UTA...

Most 1st-Half Points / vs. D-I Opponent.....50 vs. UT Tyler (Nov. 11) / 42 vs. Air Force (Dec. 16)
Fewest 1st-Half Points19 @ North Texas (Dec. 23)

Most 2nd-Half Points46 vs. Alcorn State (Nov. 22)
Fewest 2nd-Half Points19 @ #3 Arizona (Nov. 19)

Largest Halftime Lead / vs. D-I Opponent.....26 (50-24) vs. UT Tyler (Nov. 11) / 7 (41-34) vs. Abilene Christian (Nov. 29)
Largest Halftime Deficit25 (44-19) @ North Texas (Dec. 23)

Largest Lead @ Any Point / vs. D-I Opponent.....39 (4:03 2nd) vs. UT Tyler (Nov. 11) / 17, (3:05 2nd) vs. Alcorn State (Nov. 22)

FOR OPPONENT...

Most 1st-Half Points48, New Mexico (Nov. 16)
Fewest 1st-Half Points / D-I Opponent.....18, UNT Dallas (Dec. 6) / 32, Texas State (Nov. 25)

Most 2nd-Half Points58, #3 Arizona (Nov. 19)
Fewest 2nd-Half Points / D-I Opponent.....19, UNT Dallas (Dec. 6) / 34, 2x, Last @ North Texas (Dec. 23)

Largest Lead @ Any Point.....48 (:16 2nd), #3 Arizona (Nov. 19)

W. 75-71

| UT Arlington - 75 | | Record: 1-5 | | | | | | | | | | | | | |
|----------------------------|-------|-------------|-------|-------|-----|-------|----------|----|-------|----|----|----|----|--------|----|
| NO. NAME | MIN | FG | | 3P | | FT | Rebounds | | Fouls | | TR | AS | TO | Blocks | PF |
| | | MA | BA | MA | BA | | OR | DR | AT | FT | | | | | |
| 11 Dwayne Korona | 25:56 | 2-12 | 0-1 | 1-2 | 6 | 6 | 11 | 4 | 2 | 3 | 0 | 3 | 0 | 0 | 2 |
| 32 Shemar Wilson | 24:04 | 2-12 | 0-0 | 0-0 | 1 | 1 | 1 | 1 | 1 | 1 | 0 | 0 | 0 | 0 | 0 |
| 3 DuJuan Gordon | 35:27 | 8-20 | 1-8 | 1-7 | 5 | 9 | 14 | 2 | 6 | 24 | 0 | 3 | 2 | 0 | 1 |
| 4 Akil Vining | 32:52 | 5-12 | 4-7 | 0-0 | 0 | 3 | 3 | 1 | 1 | 14 | 1 | 0 | 0 | 0 | 1 |
| 5 Brandon Talbot | 18:37 | 3-8 | 3-5 | 2 | 2 | 1 | 3 | 2 | 1 | 11 | 5 | 2 | 1 | 0 | 1 |
| 6 Darnell Williams | 24:05 | 0-0 | 0-0 | 0-0 | 0 | 0 | 0 | 0 | 0 | 0 | 0 | 0 | 0 | 0 | 0 |
| 22 Mackay Thomas | 26:10 | 2-4 | 1-2 | 3-4 | 0 | 2 | 2 | 5 | 3 | 8 | 0 | 0 | 0 | 0 | 1 |
| 12 Freds Paulo Bagatskis | 03:20 | 0-1 | 0-1 | 1-2 | 0 | 0 | 0 | 0 | 1 | 1 | 0 | 0 | 0 | 0 | 0 |
| 30 Fabio Basili | 13:00 | 3-5 | 0-2 | 0-0 | 1 | 3 | 4 | 0 | 6 | 2 | 2 | 1 | 0 | 0 | 12 |
| 38 Sterling Gaston-Chapman | 02:04 | 0-0 | 0-0 | 0-0 | 0 | 0 | 0 | 0 | 0 | 0 | 0 | 0 | 0 | 0 | 0 |
| Total | | | | | | 1 | 2 | 3 | 0 | 0 | 0 | 0 | 0 | 0 | 0 |
| Average | 24:49 | 9-26 | 19-25 | 22-33 | 5-9 | 16-21 | 75 | 14 | 5 | 2 | 9 | 0 | 0 | 0 | 0 |

Trailing by as much as 11 early in the 2nd half, UTA eventually took a 65-59 lead with under 4 minutes remaining and used a pair of Gordon free throws with 5 seconds left to ice it.

W, 95-64

| Shooting By Period | | |
|--------------------|------|-------------|
| 1 st | FG% | 9-33 27.3% |
| | 3PT% | 1-9 11.1% |
| | FT% | 5-6 83.3% |
| 2 nd | FG% | 14-31 45.2% |
| | 3PT% | 7-12 58.3% |
| | FT% | 5-9 55.6% |
| GM | FG% | 23-64 35.9% |
| | 3PT% | 8-21 38.1% |
| | FT% | 10-15 66.7% |

Dead Ball Rebounds: 1.6

| Shooting By Period | | |
|--------------------|------|-------------|
| 1 st | FG% | 16-31 51.6% |
| | 3PT% | 9-20 45.0% |
| | FT% | 9-12 75% |
| 2 nd | FG% | 18-39 46.2% |
| | 3PT% | 8-23 34.8% |
| | FT% | 1-1 100% |
| GM | FG% | 34-70 48.6% |
| | 3PT% | 17-43 39.5% |
| | FT% | 10-13 76.9% |

UTA raced to a 16-0 lead just more

L, 82-80

| KS | +/ - | Shooting By | | |
|----|------|---------------------|------|--|
| 0 | -6 | 1 st FG% | 13-2 | |
| 0 | -6 | 3PT% | 3-1 | |
| 4 | 3 | FT% | 7-1 | |
| 1 | 0 | 2 nd FG% | 17-3 | |
| 0 | 6 | 3PT% | 2-1 | |
| 0 | -3 | FT% | 8-9 | |
| 0 | 8 | GM FG% | 30-6 | |
| 1 | -4 | 3PT% | 5-2 | |
| | | FT% | 15-2 | |

| KS | +/- | Shooting By | |
|----|-----|-------------|------|
| 0 | 8 | 1st FG% | 18-3 |
| 0 | -6 | 3PT% | 3-1 |
| 0 | 0 | FT% | 9-1 |
| 1 | 9 | 2nd FG% | 12-3 |
| 1 | -1 | 3PT% | 1-5 |
| 0 | -6 | FT% | 9-1 |
| 0 | 3 | GM FG% | 30-6 |
| | | 3PT% | 4-1 |

UTA erased a 10-point deficit with 5 minutes, tied the game with 5 seconds remaining on a Makaih Williams 3-pointer but UNM's Donovan Dent hit a buzzer-beating layup.

L. 101-56

| | | | | | | | | | | | | | | | | | | | | | | |
|--------|--|----|----|---|----|---|----|---|----|----|----|----|----|----|----|---|---|---|----|--|--|--|
| Team | | | | | | | | | | | 3 | 4 | 7 | | 0 | | 0 | | | | | |
| Totale | | 22 | 61 | 7 | 25 | 5 | 12 | 8 | 22 | 21 | 19 | 12 | 55 | 15 | 19 | 6 | 5 | 7 | 45 | | | |

Technical Fouls: NONE

W, 82-69Technical Fouls: NONE

Technical Fouls: NONE

After Alcorn took a 48-46 lead with 13:30 left, UTA used an extended 17-5 run to open up a double-figure lead.

L, 73-66

Technical Fouls:NONTechnical Fouls:NON

UTA raced out to a 9-0 lead, maintained a 15-8 edge but then Texas State went on a 22-1 run over the next 7+ minutes and from there the Mavs got no closer than three

UTA raced out to a 9-0 lead, maintained a 15-8 edge but then Texas State went on a 22-1 run over the next 7+ minutes and from there the Mavs got no closer than three

GAME BOXES & QUICK SNAPSHOTS

ABILENE CHRISTIAN

W, 86-71

| Abilene Christian - 71 | | | | | | | | | | | | | | |
|-------------------------------|--------------------|---------|-------|------|-------|----------|-------|----|----|----|----|--------|----|----|
| Record: 34 (0-1) | | | | | | | | | | | | | | |
| NO. | Name | Min | FG | 3P | FT | Rebounds | Fouls | TP | AS | TO | ST | Blocks | BB | BA |
| 5 | Cameron Steele | F 28:04 | 3-5 | 1-2 | 0-0 | 0 | 2 | 2 | 0 | 1 | 7 | 1 | 2 | 1 |
| 23 | Arion Simmons | F 27:02 | 6-9 | 2-4 | 3-5 | 0 | 3 | 3 | 17 | 1 | 4 | 1 | 0 | 0 |
| 10 | Nasir DeGruy | G 07:24 | 1-3 | 0-0 | 0-0 | 1 | 1 | 1 | 2 | 1 | 0 | 0 | 0 | 1 |
| 21 | Hunter Jack Madden | G 32:42 | 5-8 | 3-5 | 6-7 | 0 | 1 | 1 | 2 | 7 | 19 | 7 | 1 | 3 |
| 4 | Ali Abdu Diba | G 34:01 | 5-16 | 1-2 | 3-4 | 1 | 6 | 7 | 3 | 14 | 3 | 1 | 2 | 1 |
| 4 | Kameron McClain | 19:25 | 0-1 | 0-0 | 0-0 | 1 | 1 | 2 | 0 | 0 | 6 | 1 | 4 | 0 |
| 22 | Aidan Ighon | G 07:06 | 0-1 | 0-0 | 0-0 | 1 | 0 | 1 | 2 | 0 | 0 | 2 | 0 | 0 |
| 3 | Leonardo Bettiol | 03:03 | 0-0 | 0-0 | 0-0 | 0 | 0 | 0 | 1 | 0 | 0 | 0 | 0 | 0 |
| 25 | Immanuel Allen | 15:29 | 1-2 | 0-0 | 1-2 | 1 | 2 | 3 | 3 | 2 | 3 | 0 | 0 | 0 |
| 0 | JV Seet | 19:54 | 4-10 | 1-3 | 0-1 | 2 | 1 | 3 | 3 | 1 | 9 | 1 | 0 | 0 |
| 2 | Yaniel Rivera | 03:30 | 0-0 | 0-0 | 0-0 | 0 | 0 | 0 | 0 | 0 | 0 | 0 | 0 | 0 |
| 13 | Muudubum Muoneke | 02:22 | 0-0 | 0-0 | 0-0 | 0 | 0 | 0 | 0 | 0 | 0 | 0 | 0 | 0 |
| Team | | | | | | 1 | 2 | 3 | | 0 | 0 | | | |
| Totals | | | 25-55 | 8-17 | 13-19 | 6 | 19 | 25 | 18 | 71 | 20 | 15 | 11 | 4 |
| Shooting By Period | | | | | | | | | | | | | | |
| 1st FG%: 13.07 45.45 5.88 37% | | | | | | | | | | | | | | |
| 2nd FG%: 35% 35% 60% | | | | | | | | | | | | | | |
| 3rd FG%: 12.28 42.86 37% | | | | | | | | | | | | | | |
| 4th FG%: 38.75% 71.43% | | | | | | | | | | | | | | |
| 5th FG%: 25.56 45.56 37% | | | | | | | | | | | | | | |
| 6th FG%: 8.17 41.18% | | | | | | | | | | | | | | |
| 7th FG%: 13.19 86.4% | | | | | | | | | | | | | | |
| Dead Ball Blocks: 4 | | | | | | | | | | | | | | |

| Shooting By Period | | | | | | | | | | | | | | |
|--------------------|-------|-------|--------|-------|-------|-----|------|-------|---------|-------|-------|---------------------|-----|-------|
| 1st FG% | 13.27 | 48.1% | 3PT% | 5.9 | 55.6% | FT% | 3.5 | 60% | 2nd FG% | 12.98 | 42.9% | 3PT% | 3.8 | 37.5% |
| FT% | 10.14 | 71.4% | GM FG% | 25.65 | 45.5% | FT% | 6.17 | 47.9% | 3PT% | 13.19 | 68.4% | Dead Ball Rebounds: | 4 | 0 |

| UT Arlington - 86 | | | | | | | | | | | | | | | |
|-----------------------|---------|-------|-------|-------|----------|-------|----|----|----|----|--------|----|----|----|----|
| Record: 43 (1-9) | | | | | | | | | | | | | | | |
| NO. Name | Min | FG | 3P | FT | Rebounds | Fouls | TP | AS | TO | ST | Blocks | BB | BA | + | |
| 11 Dwayne Koroma | F 09:46 | 2-3 | 0-0 | 1-2 | 0 | 1 | 1 | 1 | 1 | 5 | 0 | 0 | 0 | -4 | |
| 22 Shemar Wilson | F 32:45 | 3-5 | 0-0 | 7-12 | 2 | 9 | 11 | 3 | 9 | 13 | 3 | 1 | 1 | -6 | |
| 2 Makah Williams | G 32:24 | 1-3 | 0-0 | 5-6 | 1 | 2 | 3 | 5 | 7 | 3 | 2 | 1 | 1 | 0 | |
| 4 Akil Vining | G 25:55 | 5-9 | 2-4 | 2-3 | 0 | 0 | 0 | 3 | 14 | 2 | 3 | 1 | 1 | 0 | |
| 5 Brandy Tabot | G 25:58 | 5-8 | 4-6 | 0-0 | 0 | 2 | 2 | 3 | 0 | 14 | 2 | 2 | 0 | 0 | |
| 3 DaJuan Gordon | G 32:54 | 5-9 | 2-4 | 4-4 | 0 | 4 | 4 | 3 | 3 | 16 | 5 | 4 | 4 | 0 | |
| 13 Kade Douglas | 19:21 | 3-6 | 0-0 | 1-1 | 2 | 2 | 1 | 9 | 4 | 2 | 0 | 0 | 0 | 11 | |
| 00 Aaron Cash | 20:57 | 3-4 | 1-2 | 1-1 | 1 | 5 | 6 | 1 | 8 | 1 | 1 | 1 | 1 | 0 | |
| Team | | | | | 0 | 2 | 2 | 0 | | | | | | | |
| Totals | | 27-47 | 12-22 | 20-26 | 5 | 26 | 31 | 18 | 22 | 86 | 25 | 18 | 9 | 4 | 15 |
| Technical Fouls: 0 | | | | | | | | | | | | | | | |
| Shooting By Period | | | | | | | | | | | | | | | |
| 1ST PTG: 14/27 51.9% | | | | | | | | | | | | | | | |
| 3PTG: 4/12 33.3% | | | | | | | | | | | | | | | |
| FTG: 9/14 64.3% | | | | | | | | | | | | | | | |
| 2ND PTG: 13/20 65.0% | | | | | | | | | | | | | | | |
| 3PTG: 8/10 80.0% | | | | | | | | | | | | | | | |
| FTG: 11/14 78.6% | | | | | | | | | | | | | | | |
| 3PTG: 4/10 40.0% | | | | | | | | | | | | | | | |
| FTG: 12/22 54.5% | | | | | | | | | | | | | | | |
| 3PTG: 2/20 10.0% | | | | | | | | | | | | | | | |
| FTG: 20/28 71.4% | | | | | | | | | | | | | | | |
| Dead Ball Rebounds: 4 | | | | | | | | | | | | | | | |

| Shooting By Period | | | | | | | | | | | | | | |
|--------------------|-------|-------|--------|-------|-------|------|-------|-------|---------|-------|-------|---------------------|------|-------|
| 1st FG% | 14.27 | 51.3% | 3PT% | 4.12 | 33.9% | FT% | 9.14 | 64.3% | 2nd FG% | 15.20 | 65.0% | 3PT% | 6.10 | 80.0% |
| FT% | 11.14 | 78.6% | GM FG% | 27.47 | 57.4% | 3PT% | 12.22 | 54.5% | FT% | 20.28 | 71.4% | Dead Ball Rebounds: | 4 | 0 |

| | ACU | UTA | Points from | ACU | UTA | Period by Period Scoring | | | |
|------------------|---------------------------|---------------------------|---------------|-----|-----|--------------------------|-----|-----|-----|
| Biggest lead | 7 (1 st 17:09) | 15 (2 nd 3:26) | Turnovers | 18 | 19 | | 1st | 2nd | TOT |
| Best Scoring Run | 9 (2 nd 13:46) | 10 (1 st 3:42) | Paint | 32 | 28 | ACU | 34 | 37 | 71 |
| Lead Changes | 1 | | Second Chance | 5 | 10 | UTA | 41 | 45 | 86 |
| Times Tied | 3 | | Fast Breaks | 7 | 16 | | | | |
| Time with Lead | 12:31 | 26:35 | Bench | 12 | 33 | | | | |

A 10-0 run late in the 1st half by UTA turned a four-point deficit into a six-point lead, and the Mavericks led for the final 26 minutes of the contest.

@ GRAND CANYON

L, 76-69

| UT Arlington - 69 | | | | | | | | | | | | | | | |
|-------------------|---------|-------|------|-------|----------|-------|----|----|----|----|--------|----|----|---|-----|
| Record: 44 (1-1) | | | | | | | | | | | | | | | |
| NO. Name | Min | FG | 3P | FT | Rebounds | Fouls | TP | AS | TO | ST | Blocks | BB | BA | + | |
| 11 Dwayne Koroma | F 30:54 | 3-4 | 0-0 | 4-4 | 3 | 5 | 8 | 2 | 2 | 10 | 1 | 0 | 0 | 0 | -16 |
| 22 Shemar Wilson | F 32:20 | 3-8 | 0-0 | 2-2 | 3 | 5 | 5 | 2 | 8 | 1 | 3 | 2 | 1 | 1 | 4 |
| 2 Makah Williams | G 32:44 | 3-8 | 1-2 | 3-4 | 1 | 2 | 3 | 5 | 10 | 1 | 7 | 1 | 1 | 0 | -9 |
| 3 DaJuan Gordon | G 33:57 | 4-12 | 0-2 | 2-3 | 1 | 2 | 3 | 5 | 10 | 3 | 4 | 1 | 0 | 0 | -12 |
| 5 Brandy Tabot | G 09:41 | 0-1 | 0-1 | 0-0 | 0 | 1 | 1 | 3 | 0 | 0 | 1 | 0 | 0 | 0 | -6 |
| 4 Akil Vining | 08:09 | 0-3 | 0-1 | 0-0 | 0 | 0 | 0 | 1 | 1 | 0 | 0 | 0 | 0 | 0 | -2 |
| 00 Aaron Cash | 16:46 | 3-3 | 1-1 | 0-0 | 1 | 2 | 3 | 2 | 7 | 1 | 1 | 1 | 0 | 0 | -2 |
| 13 Kade Douglas | 22:00 | 3-5 | 0-0 | 0-0 | 0 | 3 | 1 | 9 | 1 | 0 | 0 | 0 | 0 | 0 | -1 |
| 30 Fabio Basili | 13:29 | 5-8 | 1-3 | 4-4 | 0 | 2 | 2 | 4 | 1 | 15 | 0 | 2 | 0 | 1 | 9 |
| Team | | | | | 1 | 3 | 4 | | 0 | 2 | | | | | |
| Totals | | 24-52 | 6-15 | 15-19 | 6 | 20 | 29 | 30 | 13 | 69 | 9 | 20 | 6 | 2 | -7 |

| Shooting By Period | | | | |
|--------------------|-------|-------|-------|-------|
| 1st | 2nd | 3rd | 4th | OT |
| 3PT% | 59 | 55 | 60 | 55 |
| FT% | 66 | 100 | 100 | 100 |
| GM FG% | 24-52 | 24-52 | 24-52 | 24-52 |
| 3PT% | 16 | 16 | 16 | 16 |
| FT% | 9 | 9 | 9 | 9 |
| GM FG% | 15-19 | 15-19 | 15-19 | 15-19 |
| FT% | 24-52 | 24-52 | 24-52 | 24-52 |
| 3PT% | 16 | 16 | 16 | 16 |
| FT% | 9 | 9 | 9 | 9 |
| GM FG% | 15-19 | 15-19 | 15-19 | 15-19 |
| FT% | 24-52 | 24-52 | 24-52 | 24-52 |
| 3PT% | 16 | 16 | 16 | 16 |
| FT% | 9 | 9 | 9 | 9 |
| GM FG% | 15-19 | 15-19 | 15-19 | 15-19 |
| FT% | 24-52 | 24-52 | 24-52 | 24-52 |
| 3PT% | 16 | 16 | 16 | 16 |
| FT% | 9 | 9 | 9 | 9 |
| GM FG% | 15-19 | 15-19 | 15-19 | 15-19 |
| FT% | 24-52 | 24-52 | 24-52 | 24-52 |
| 3PT% | 16 | 16 | 16 | 16 |
| FT% | 9 | 9 | 9 | 9 |
| GM FG% | 15-19 | 15-19 | 15-19 | 15-19 |
| FT% | 24-52 | 24-52 | 24-52 | 24-52 |
| 3PT% | 16 | 16 | 16 | 16 |
| FT% | 9 | 9 | 9 | 9 |
| GM FG% | 15-19 | 15-19 | 15-19 | 15-19 |
| FT% | 24-52 | 24-52 | 24-52 | 24-52 |
| 3PT% | 16 | 16 | 16 | 16 |
| FT% | 9 | 9 | 9 | 9 |
| GM FG% | 15-19 | 15-19 | 15-19 | 15-19 |
| FT% | 24-52 | 24-52 | 24-52 | 24-52 |
| 3PT% | 16 | 16 | 16 | 16 |
| FT% | 9 | 9 | 9 | 9 |
| GM FG% | 15-19 | 15-19 | 15-19 | 15-19 |
| FT% | 24-52 | 24-52 | 24-52 | 24-52 |
| 3PT% | 16 | 16 | 16 | 16 |
| FT% | 9 | 9 | 9 | 9 |
| GM FG% | 15-19 | 15-19 | 15-19 | 15-19 |
| FT% | 24-52 | 24-52 | 24-52 | 24-52 |
| 3PT% | 16 | 16 | 16 | 16 |
| FT% | 9 | 9 | 9 | 9 |
| GM FG% | 15-19 | 15-19 | 15-19 | 15-19 |
| FT% | 24-52 | 24-52 | 24-52 | 24-52 |
| 3PT% | 16 | 16 | 16 | 16 |
| FT% | 9 | 9 | 9 | 9 |
| GM FG% | 15-19 | 15-19 | 15-19 | 15-19 |
| FT% | 24-52 | 24-52 | 24-52 | 24-52 |
| 3PT% | 16 | 16 | 16 | 16 |
| FT% | 9 | 9 | 9 | 9 |
| GM FG% | 15-19 | 15-19 | 15-19 | 15-19 |
| FT% | 24-52 | 24-52 | 24-52 | 24-52 |
| 3PT% | 16 | 16 | 16 | 16 |
| FT% | 9 | 9 | 9 | 9 |
| GM FG% | 15-19 | 15-19 | 15-19 | 15-19 |
| FT% | 24-52 | 24-52 | 24-52 | 24-52 |
| 3PT% | 16 | 16 | 16 | 16 |
| FT% | 9 | 9 | 9 | 9 |
| GM FG% | 15-19 | 15-19 | 15-19 | 15-19 |
| FT% | 24-52 | 24-52 | 24-52 | 24-52 |
| 3PT% | 16 | 16 | 16 | 16 |
| FT% | 9 | 9 | 9 | 9 |
| GM FG% | 15-19 | 15-19 | 15-19 | 15-19 |
| FT% | 24-52 | 24-52 | 24-52 | 24-52 |
| 3PT% | 16 | 16 | 16 | 16 |
| FT% | 9 | 9 | 9 | 9 |
| GM FG% | 15-19 | 15-19 | 15-19 | 15-19 |
| FT% | 24-52 | 24-52 | 24-52 | 24-52 |
| 3PT% | 16 | 16 | 16 | 16 |
| FT% | 9 | 9 | 9 | 9 |
| GM FG% | 15-19 | 15-19 | 15-19 | 15-19 |
| FT% | 24-52 | 24-52 | 24-52 | 24-52 |
| 3PT% | 16 | 16 | 16 | 16 |
| FT% | 9 | 9 | 9 | 9 |
| GM FG% | 15-19 | 15-19 | 15-19 | 15-19 |
| FT% | 24-52 | 24-52 | 24-52 | 24-52 |
| 3PT% | 16 | 16 | 16 | 16 |
| FT% | 9 | 9 | 9 | 9 |
| GM FG% | 15-19 | 15-19 | 15-19 | 15-19 |
| FT% | 24-52 | 24-52 | 24-52 | 24-52 |
| 3PT% | 16 | 16 | 16 | 16 |
| FT% | 9 | 9 | 9 | 9 |
| GM FG% | 15-19 | 15-19 | 15-19 | 15-19 |
| FT% | 24-52 | 24-52 | 24-52 | 24-52 |
| 3PT% | 16 | 16 | 16 | 16 |
| FT% | 9 | 9 | 9 | 9 |
| GM FG% | 15-19 | 15-19 | 15-19 | 15-19 |
| FT% | 24-52 | 24-52 | 24-52 | 24-52 |
| 3PT% | 16 | 16 | 16 | 16 |
| FT% | 9 | 9 | 9 | 9 |
| GM FG% | 15-19 | 15-19 | 15-19 | 15-19 |
| FT% | 24-52 | 24-52 | 24-52 | 24-52 |
| 3PT% | 16 | 16 | 16 | 16 |
| FT% | 9 | 9 | 9 | 9 |
| GM FG% | 15-19 | 15-19 | 15-19 | 15-19 |
| FT% | 24-52 | 24-52 | 24-52 | 24-52 |
| 3PT% | 16 | 16 | 16 | 16 |
| FT% | 9 | 9 | 9 | 9 |
| GM FG% | 15-19 | 15-19 | 15-19 | 15-19 |
| FT% | 24-52 | 24-52 | 24-52 | 24-52 |
| 3PT% | 16 | 16 | 16 | 16 |
| FT% | 9 | 9 | 9 | 9 |
| GM FG% | 15-19 | 15-19 | 15-19 | 15-19 |
| FT% | 24-52 | 24-52 | 24-52 | 24-52 |
| 3PT% | 16 | 16 | 16 | 16 |
| FT% | 9 | 9 | 9 | 9 |
| GM FG% | 15-19 | 15-19 | 15-19 | 15-19 |
| FT% | 24-52 | 24-52 | 24-52 | 24-52 |
| 3PT% | 16 | 16 | 16 | 16 |
| FT% | 9 | 9 | 9 | 9 |
| GM FG% | 15-19 | 15-19 | 15-19 | 15-19 |
| FT% | 24-52 | 24-52 | 24-52 | 24-52 |
| 3PT% | 16 | 16 | 16 | 16 |
| FT% | 9 | 9 | 9 | 9 |
| GM FG% | 15-19 | 15-19 | 15-19 | 15-19 |
| FT% | 24-52 | 24-52 | 24-52 | 24-52 |
| 3PT% | 16 | 16 | 16 | 16 |
| FT% | 9 | 9 | 9 | 9 |
| GM FG% | 15-19 | 15-19 | 15-19 | 15-19 |
| FT% | 24-52 | 24-52 | 24-52 | 24-52 |
| 3PT% | 16 | 16 | 16 | 16 |
| FT% | 9 | 9 | 9 | 9 |
| GM FG% | 15-19 | 15-19 | 15-19 | 15-19 |
| FT% | 24-52 | 24-52 | 24-52 | 24-52 |
| 3PT% | 16 | 16 | 16 | 16 |
| FT% | 9 | 9 | 9 | 9 |
| GM FG% | 15-19 | 15-19 | 15-19 | 15-19 |
| FT% | 24-52 | 24-52 | 24-52 | 24-52 |
| 3PT% | 16 | 16 | 16 | 16 |
| FT% | 9 | 9 | 9 | 9 |
| GM FG% | 15-19 | 15-19 | 15-19 | 15-19 |
| FT% | 24-52 | 24-52 | 24-52 | 24-52 |
| 3PT% | 16 | 16 | 16 | 16 |
| FT% | 9 | 9 | 9 | 9 |
| GM FG% | 15-19 | 15-19 | 15-19 | 15-19 |
| FT% | 24-52 | 24-52 | 24-52 | 24-52 |
| 3PT% | 16 | 16 | 16 | 16 |
| FT% | 9 | 9 | 9 | 9 |
| GM FG% | 15-19 | 15-19 | 15-19 | 15-19 |
| FT% | 24-52 | 24-52 | 24-52 | 24-52 |
| 3PT% | 16 | 16 | 16 | 16 |
| FT% | 9 | 9 | 9 | 9 |
| GM FG% | 15-19 | 15-19 | 15-19 | 15-19 |
| FT% | 24-52 | 24-52 | 24-52 | 24-52 |
| 3PT% | 16 | 16 | 16 | 16 |
| FT% | 9 | 9 | 9 | 9 |
| GM FG% | 15-19 | 15-19 | 15-19 | 15-19 |
| FT% | 24-52 | 24-52 | 24-52 | 24-52 |
| 3PT% | 16 | 16 | 16 | 16 |
| FT% | 9 | 9 | 9 | 9 |
| GM FG% | 15-19 | 15-19 | 15-19 | 15-19 |
| FT% | 24-52 | 24-52 | 24-52 | 24-52 |
| 3PT% | 16 | 16 | 16 | 16 |
| FT% | 9 | 9 | 9 | 9 |
| GM FG% | 15-19 | 15-19 | 15-19 | 15-19 |
| FT% | 24-52 | 24-52 | 24-52 | 24-52 |
| 3PT% | 16 | 16 | 16 | 16 |
| FT% | 9 | 9 | 9 | 9 |
| GM FG% | 15-19 | 15-19 | 15-19 | 15-19 |
| FT% | 24-52 | 24-52 | 24-52 | 24-52 |
| 3PT% | 16 | 16 | 16 | 16 |
| FT% | 9 | 9 | 9 | 9 |
| GM FG% | 15-19 | 15-19 | 15-19 | 15-19 |
| FT% | 24-52 | 24-52 | 24-52 | 24-52 |
| 3PT% | 16 | 16 | 16 | 16 |
| FT% | 9 | 9 | 9 | 9 |
| GM FG% | 15-19 | 15-19 | 15-19 | 15-19 |
| FT% | 24-52 | 24-52 | 24-52 | 24-52 |
| 3PT% | 16 | 16 | 16 | 16 |
| FT% | 9 | 9 | 9 | 9 |
| GM FG% | 15-19 | 15-19 | 15-19 | 15-19 |
| FT% | 24-52 | 24-52 | 24-52 | 24-52 |
| 3PT% | 16 | 16 | 16 | 16 |
| FT% | 9 | 9 | 9 | 9 |
| GM FG% | 15-19 | 15-19 | 15-19 | 15-19 |
| FT% | 24-52 | 24-52 | 24-52 | 24-52 |
| 3PT% | 16 | 16 | 16 | 16 |
| FT% | 9 | 9 | 9 | 9 |
| GM FG% | 15-19 | 15-19 | 15-19 | 15-19 |
| FT% | 24-52 | 24-52 | 24-52 | 24-52 |
| 3PT% | 16 | 16 | 16 | 16 |
| FT% | 9 | 9 | 9 | 9 |
| GM FG% | 15-19 | 15-19 | 15-19 | 15-19 |
| FT% | 24-52 | 24-52 | 24-52 | 24-52 |
| 3PT% | 16 | 16 | 16 | 16 |
| FT% | 9 | 9 | 9 | 9 |
| GM FG% | 15-19 | 15-19 | 15-19 | 15-19 |
| FT% | 24-52 | 24-52 | 24-52 | 24-52 |
| 3PT% | 16 | 16 | 16 | 16 |
| FT% | 9 | 9 | 9 | 9 |
| GM FG% | 15-19 | 15-19 | 15-19 | 15-19 |
| FT% | 24-52 | 24-52 | 24-52 | 24-52 |
| 3PT% | 16 | 16 | 16 | 16 |
| FT% | 9 | 9 | 9 | 9 |
| GM FG% | 15-19 | 15-19 | 15-19 | 15-19 |
| FT% | 24-52 | 24-52 | 24-52 | 24-52 |
| 3PT% | 16 | 16 | 16 | 16 |
| FT% | 9 | 9 | 9 | 9 |
| GM FG% | 15-19 | 15-19 | 15-19 | 15-19 |
| FT% | 24-52 | 24-52 | 24-52 | 24-52 |
| 3PT% | 16 | 16 | 16 | 16 |
| FT% | 9 | 9 | 9 | 9 |
| GM FG% | 15-19 | 15-19 | 15-19 | 15-19 |
| FT% | 24-52 | 24-52 | 24-52 | 24-52 |
| 3PT% | 16 | 16 | 16 | 16 |
| FT% | 9 | 9 | 9 | 9 |
| GM FG% | 15-19 | 15-19 | 15-19 | 15-19 |
| FT% | 24-52 | 24-52 | 24-52 | 24-52 |
| 3PT% | 16 | 16 | 16 | 16 |
| FT% | 9 | 9 | 9 | 9 |
| GM FG% | 15-19 | 15-19 | 15-19 | 15-19 |
| FT% | 24-52 | 24-52 | 24-52 | 24-52 |
| 3PT% | 16 | 16 | 16 | 16 |
| FT% | 9 | 9 | 9 | 9 |
| GM FG% | 15-19 | 15-19 | 15-19 | 15-19 |
| FT% | 24-52 | 24-52 | 24-52 | 24-52 |
| 3PT% | 16 | 16 | 16 | 16 |
| FT% | 9 | 9 | 9 | 9 |
| GM FG% | 15-19 | 15-19 | 15-19 | 15-19 |
| FT% | 24-52 | 24-52 | 24-52 | 24-52 |
| 3PT% | 16 | 16 | 16 | 16 |
| FT% | 9 | 9 | 9 | 9 |
| GM FG% | 15-19 | 15-19 | 15-19 | 15-19 |
| FT% | 24-52 | 24-52 | 24-52 | 24-52 |
| 3PT% | 16 | 16 | 16 | 16 |
| FT% | 9 | 9 | 9 | 9 |
| GM FG% | 15-19 | 15-19 | 15-19 | 15-19 |
| FT% | 24-52 | 24-52 | 24-52 | 24-52 |
| 3PT% | 16 | 16 | 16 | 16 |
| FT% | 9 | 9 | 9 | 9 |
| GM FG% | 15-19 | 15-19 | 15-19 | 15-19 |
| FT% | 24-52 | 24-52 | 24-52 | 24-52 |
| 3PT% | 16 | 16 | 16 | 16 |
| FT% | 9 | 9 | 9 | 9 |
| GM FG% | 15-19 | 15-19 | 15-19 | 15-19 |
| FT% | 24-52 | 24-52 | 24-52 | 24-52 |
| 3PT% | 16 | 16 | 16 | 16 |
| FT% | 9 | 9 | 9 | 9 |
| GM FG% | 15-19 | 15-19 | 15-19 | 15-19 |
| FT% | 24-52 | 24-52 | 24-52 | 24-52 |
| 3PT% | 16 | 16 | 16 | 16 |
| FT% | 9 | 9 | 9 | 9 |
| GM FG% | 15-19 | 15-19 | 15-19 | 15-19 |
| FT% | 24-52 | 24-52 | 24-52 | 24-52 |
| 3PT% | 16 | 16 | 16 | 16 |
| FT% | 9 | 9 | 9 | 9 |
| GM FG% | 15-19 | 15-19 | 15-19 | 15-19 |
| FT% | 24-52 | 24-52 | 24-52 | 24-52 |
| 3PT% | 16 | 16 | 16 | 16 |
| FT% | 9 | 9 | 9 | 9 |
| GM FG% | 15-19 | 15-19 | 15-19 | 15-19 |
| FT% | 24-52 | 24-52 | 24-52 | 24-52 |
| 3PT% | 16 | 16 | 16 | 16 |

| Shooting By Period | | | | | | | | | | | | | | |
|--------------------|-------|-------|--------|-------|-------|------|------|-------|---------|-------|-------|---------------------|-----|-------|
| 1st FG% | 15.58 | 53.6% | 3PT% | 5.9 | 55.6% | FT% | 9.64 | 100% | 2nd FG% | 6.21 | 28.6% | 3PT% | 3.7 | 28.6% |
| FT% | 9.12 | 75% | GM FG% | 24.52 | 46.2% | 3PT% | 6.15 | 40.0% | FT% | 15.18 | 63.2% | Dead Ball Rebounds: | 2 | 0 |

| Grand Canyon - 76 | | | | | | | | | | | | | | | |
|----------------------|---------|------|-----|-----|----------|-------|----|----|----|----|--------|----|----|---|-----|
| Record: 61 (2-6) | | | | | | | | | | | | | | | |
| NO. Name | Min | FG | 3P | FT | Rebounds | Fouls | TP | AS | TO | ST | Blocks | BB | BA | + | |
| 24 Duke McGlothlen | F 21:56 | 3-4 | 0-0 | 2-2 | 3 | 3 | 5 | 1 | 8 | 1 | 0 | 0 | 0 | 0 | -10 |
| 30 Gabe Brennan | F 36:12 | 6-10 | 2-4 | 2-4 | 5 | 4 | 9 | 3 | 15 | 1 | 0 | 2 | 1 | 0 | 7 |
| 0 Ray Harrison | G 33:53 | 3-11 | 1-4 | 4-5 | 0 | 3 | 3 | 4 | 11 | 2 | 1 | 3 | 0 | 1 | 0 |
| 3 Tyson Grant-Foster | F 11:11 | 0-0 | 0-0 | 1-1 | 1 | 5 | 10 | 3 | 11 | 1 | 6 | 3 | 0 | 0 | -12 |
| 6 Collin Moore | G 23:20 | 1-7 | 0-3 | 1-2 | 3 | 1 | 4 | 5 | 2 | 3 | 2 | 2 | 0 | 0 | -9 |
| 2 Sydney Curry | 15:28 | 1-2 | 0-0 | 0-0 | 1 | 2 | 3 | 0 | 0 | 2 | 0 | 0 | 0 | 0 | -3 |
| 22 Josh Baker | 16:27 | 3-6 | 1-2 | 3-3 | 0 | 0 | 0 | 0 | 3 | 10 | 1 | 1 | 1 | 0 | 0 |
| 33 Isaiah Shaw | 08:01 | 0-3 | 0-0 | 0-0 | 1 | 1 | 1 | 0 | 5 | 3 | 0 | 0 | 0 | 0 | 9 |
| 16 Luk Wur | 06:52 | 0-2 | 0-0 | 0-0 | 0 | 1 | 1 | 0 | 0 | 0 | 0 | 1 | 1 | 0 | -3 |
| Team | | | | | 1 | 0 | 1 | | 0 | 1 | | | | | |
| Totals | 21:56 | 6-23 | 2-6 | 17 | 20 | 37 | 15 | 29 | 76 | 8 | 14 | 12 | 2 | 2 | -7 |

| Shooting By Period | |
|--------------------|-------------|
| 1st | 10-26 38.5% |
| 2nd | 3-14 21.4% |
| 3rd | 4-6 66.7% |
| 4th | 3-15 20.0% |
| OT | 0-0 0.0% |
| Total | 17-61 27.9% |
| 3PT% | 2-6 33.3% |
| FT% | 25-26 96.2% |
| FT/FG | 1.00 |
| FT/3PT | 3.00 |
| FT/FT | 1.00 |
| FT/3PT | 2.00 |
| FT/FT | 1.00 |
| FT/3PT | 2.00 |
| FT/FT | 1.00 |
| FT/3PT | 2.00 |
| FT/FT | 1.00 |
| FT/3PT | 2.00 |
| FT/FT | 1.00 |
| FT/3PT | 2.00 |
| FT/FT | 1.00 |
| FT/3PT | 2.00 |
| FT/FT | 1.00 |
| FT/3PT | 2.00 |
| FT/FT | 1.00 |
| FT/3PT | 2.00 |
| FT/FT | 1.00 |
| FT/3PT | 2.00 |
| FT/FT | 1.00 |
| FT/3PT | 2.00 |
| FT/FT | 1.00 |
| FT/3PT | 2.00 |
| FT/FT | 1.00 |
| FT/3PT | 2.00 |
| FT/FT | 1.00 |
| FT/3PT | 2.00 |
| FT/FT | 1.00 |
| FT/3PT | 2.00 |
| FT/FT | 1.00 |
| FT/3PT | 2.00 |
| FT/FT | 1.00 |
| FT/3PT | 2.00 |
| FT/FT | 1.00 |
| FT/3PT | 2.00 |
| FT/FT | 1.00 |
| FT/3PT | 2.00 |
| FT/FT | 1.00 |
| FT/3PT | 2.00 |
| FT/FT | 1.00 |
| FT/3PT | 2.00 |
| FT/FT | 1.00 |
| FT/3PT | 2.00 |
| FT/FT | 1.00 |
| FT/3PT | 2.00 |
| FT/FT | 1.00 |
| FT/3PT | 2.00 |
| FT/FT | 1.00 |
| FT/3PT | 2.00 |
| FT/FT | 1.00 |
| FT/3PT | 2.00 |
| FT/FT | 1.00 |
| FT/3PT | 2.00 |
| FT/FT | 1.00 |
| FT/3PT | 2.00 |
| FT/FT | 1.00 |
| FT/3PT | 2.00 |
| FT/FT | 1.00 |
| FT/3PT | 2.00 |
| FT/FT | 1.00 |
| FT/3PT | 2.00 |
| FT/FT | 1.00 |
| FT/3PT | 2.00 |
| FT/FT | 1.00 |
| FT/3PT | 2.00 |
| FT/FT | 1.00 |
| FT/3PT | 2.00 |
| FT/FT | 1.00 |
| FT/3PT | 2.00 |
| FT/FT | 1.00 |
| FT/3PT | 2.00 |
| FT/FT | 1.00 |
| FT/3PT | 2.00 |
| FT/FT | 1.00 |
| FT/3PT | 2.00 |
| FT/FT | 1.00 |
| FT/3PT | 2.00 |
| FT/FT | 1.00 |
| FT/3PT | 2.00 |
| FT/FT | 1.00 |
| FT/3PT | 2.00 |
| FT/FT | 1.00 |
| FT/3PT | 2.00 |
| FT/FT | 1.00 |
| FT/3PT | 2.00 |
| FT/FT | 1.00 |
| FT/3PT | 2.00 |
| FT/FT | 1.00 |
| FT/3PT | 2.00 |
| FT/FT | 1.00 |
| FT/3PT | 2.00 |
| FT/FT | 1.00 |
| FT/3PT | 2.00 |
| FT/FT | 1.00 |
| FT/3PT | 2.00 |
| FT/FT | 1.00 |
| FT/3PT | 2.00 |
| FT/FT | 1.00 |
| FT/3PT | 2.00 |
| FT/FT | 1.00 |
| FT/3PT | 2.00 |
| FT/FT | 1.00 |
| FT/3PT | 2.00 |
| FT/FT | 1.00 |
| FT/3PT | 2.00 |
| FT/FT | 1.00 |
| FT/3PT | 2.00 |
| FT/FT | 1.00 |
| FT/3PT | 2.00 |
| FT/FT | 1.00 |
| FT/3PT | 2.00 |
| FT/FT | 1.00 |
| FT/3PT | 2.00 |
| FT/FT | 1.00 |
| FT/3PT | 2.00 |
| FT/FT | 1.00 |
| FT/3PT | 2.00 |
| FT/FT | 1.00 |
| FT/3PT | 2.00 |
| FT/FT | 1.00 |
| FT/3PT | 2.00 |
| FT/FT | 1.00 |
| FT/3PT | 2.00 |
| FT/FT | 1.00 |
| FT/3PT | 2.00 |
| FT/FT | 1.00 |
| FT/3PT | 2.00 |
| FT/FT | 1.00 |
| FT/3PT | 2.00 |
| FT/FT | 1.00 |
| FT/3PT | 2.00 |
| FT/FT | 1.00 |
| FT/3PT | 2.00 |
| FT/FT | 1.00 |
| FT/3PT | 2.00 |
| FT/FT | 1.00 |
| FT/3PT | 2.00 |
| FT/FT | 1.00 |
| FT/3PT | 2.00 |
| FT/FT | 1.00 |
| FT/3PT | 2.00 |
| FT/FT | 1.00 |
| FT/3PT | 2.00 |
| FT/FT | 1.00 |
| FT/3PT | 2.00 |
| FT/FT | 1.00 |
| FT/3PT | 2.00 |
| FT/FT | 1.00 |
| FT/3PT | 2.00 |
| FT/FT | 1.00 |
| FT/3PT | 2.00 |
| FT/FT | 1.00 |
| FT/3PT | 2.00 |
| FT/FT | 1.00 |
| FT/3PT | 2.00 |
| FT/FT | 1.00 |
| FT/3PT | 2.00 |
| FT/FT | 1.00 |
| FT/3PT | 2.00 |
| FT/FT | 1.00 |
| FT/3PT | 2.00 |
| FT/FT | 1.00 |
| FT/3PT | 2.00 |
| FT/FT | 1.00 |
| FT/3PT | 2.00 |
| FT/FT | 1.00 |
| FT/3PT | 2.00 |
| FT/FT | 1.00 |
| FT/3PT | 2.00 |
| FT/FT | 1.00 |
| FT/3PT | 2.00 |
| FT/FT | 1.00 |
| FT/3PT | 2.00 |
| FT/FT | 1.00 |
| FT/3PT | 2.00 |
| FT/FT | 1.00 |
| FT/3PT | 2.00 |
| FT/FT | 1.00 |
| FT/3PT | 2.00 |
| FT/FT | 1.00 |
| FT/3PT | 2.00 |
| FT/FT | 1.00 |
| FT/3PT | 2.00 |
| FT/FT | 1.00 |
| FT/3PT | 2.00 |
| FT/FT | 1.00 |
| FT/3PT | 2.00 |
| FT/FT | 1.00 |
| FT/3PT | 2.00 |
| FT/FT | 1.00 |
| FT/3PT | 2.00 |
| FT/FT | 1.00 |
| FT/3PT | 2.00 |
| FT/FT | 1.00 |
| FT/3PT | 2.00 |
| FT/FT | 1.00 |
| FT/3PT | 2.00 |
| FT/FT | 1.00 |
| FT/3PT | 2.00 |
| FT/FT | 1.00 |
| FT/3PT | 2.00 |
| FT/FT | 1.00 |
| FT/3PT | 2.00 |
| FT/FT | 1.00 |
| FT/3PT | 2.00 |
| FT/FT | 1.00 |
| FT/3PT | 2.00 |
| FT/FT | 1.00 |
| FT/3PT | 2.00 |
| FT/FT | 1.00 |
| FT/3PT | 2.00 |
| FT/FT | 1.00 |
| FT/3PT | 2.00 |
| FT/FT | 1.00 |
| FT/3PT | 2.00 |
| FT/FT | 1.00 |
| FT/3PT | 2.00 |
| FT/FT | 1.00 |
| FT/3PT | 2.00 |
| FT/FT | 1.00 |
| FT/3PT | 2.00 |
| FT/FT | 1.00 |
| FT/3PT | 2.00 |
| FT/FT | 1.00 |
| FT/3PT | 2.00 |
| FT/FT | 1.00 |
| FT/3PT | 2.00 |
| FT/FT | 1.00 |
| FT/3PT | 2.00 |
| FT/FT | 1.00 |
| FT/3PT | 2.00 |
| FT/FT | 1.00 |
| FT/3PT | 2.00 |
| FT/FT | 1.00 |
| FT/3PT | 2.00 |
| FT/FT | 1.00 |
| FT/3PT | 2.00 |
| FT/FT | 1.00 |
| FT/3PT | 2.00 |
| FT/FT | 1.00 |
| FT/3PT | 2.00 |
| FT/FT | 1.00 |
| FT/3PT | 2.00 |
| FT/FT | 1.00 |
| FT/3PT | 2.00 |
| FT/FT | 1.00 |
| FT/3PT | 2.00 |
| FT/FT | 1.00 |
| FT/3PT | 2.00 |
| FT/FT | 1.00 |
| FT/3PT | 2.00 |
| FT/FT | 1.00 |
| FT/3PT | 2.00 |
| FT/FT | 1.00 |
| FT/3PT | 2.00 |
| FT/FT | 1.00 |
| FT/3PT | 2.00 |
| FT/FT | 1.00 |
| FT/3PT | 2.00 |
| FT/FT | 1.0 |

| Shooting By Period | | | | | | | | | | | | | | |
|--------------------|-------|-------|--------|-------|-------|------|------|-------|---------|-------|-------|---------------------|-----|-------|
| 1st FG% | 6.92 | 42.9% | 3PT% | 4.16 | 25.0% | FT% | 3.4 | 70% | 2nd FG% | 6.21 | 28.6% | 3PT% | 3.7 | 28.6% |
| FT% | 25.32 | 78.1% | GM FG% | 21.56 | 37.5% | 3PT% | 6.23 | 26.1% | FT% | 13.88 | 77.8% | Dead Ball Rebounds: | 0 | 0 |

| | UTA | GCU | | | | | | | | |
|------------------|----------------------------|---------------------------|---------------|-----|-----|--------------------------|--|--|--|--|
| Biggest lead | 12 (2 nd 14:38) | 7 (2 nd 0:09) | Points from | UTA | GCU | Period by Period Scoring | | | | |
| Best Scoring Run | 9 (1 st 1:33) | 12 (2 nd 0:09) | Turnovers | 11 | 24 | | | | | |
| Lead Changes | 4 | | Paint | 36 | 28 | | | | | |
| Times Tied | 3 | | Second Chance | 8 | 13 | | | | | |
| Time with Lead | 21:57 | 17:03 | Fast Breaks | 10 | 9 | | | | | |
| | | | Bench | 31 | 17 | | | | | |
| | | | | | | | | | | |
| | | | | | | | | | | |
| | | | | | | | | | | |
| | | | | | | | | | | |
| | | | | | | | | | | |
| | | | | | | | | | | |
| | | | | | | | | | | |
| | | | | | | | | | | |
| | | | | | | | | | | |
| | | | | | | | | | | |
| | | | | | | | | | | |
| | | | | | | | | | | |
| | | | | | | | | | | |
| | | | | | | | | | | |
| | | | | | | | | | | |
| | | | | | | | | | | |
| | | | | | | | | | | |
| | | | | | | | | | | |
| | | | | | | | | | | |
| | | | | | | | | | | |
| | | | | | | | | | | |
| | | | | | | | | | | |
| | | | | | | | | | | |
| | | | | | | | | | | |
| | | | | | | | | | | |
| | | | | | | | | | | |
| | | | | | | | | | | |
| | | | | | | | | | | |
| | | | | | | | | | | |
| | | | | | | | | | | |
| | | | | | | | | | | |
| | | | | | | | | | | |
| | | | | | | | | | | |
| | | | | | | | | | | |
| | | | | | | | | | | |
| | | | | | | | | | | |
| | | | | | | | | | | |
| | | | | | | | | | | |
| | | | | | | | | | | |
| | | | | | | | | | | |
| | | | | | | | | | | |
| | | | | | | | | | | |
| | | | | | | | | | | |
| | | | | | | | | | | |
| | | | | | | | | | | |
| | | | | | | | | | | |
| | | | | | | | | | | |
| | | | | | | | | | | |
| | | | | | | | | | | |
| | | | | | | | | | | |
| | | | | | | | | | | |
| | | | | | | | | | | |
| | | | | | | | | | | |
| | | | | | | | | | | |
| | | | | | | | | | | |
| | | | | | | | | | | |
| | | | | | | | | | | |
| | | | | | | | | | | |
| | | | | | | | | | | |
| | | | | | | | | | | |
| | | | | | | | | | | |
| | | | | | | | | | | |
| | | | | | | | | | | |
| | | | | | | | | | | |
| | | | | | | | | | | |
| | | | | | | | | | | |
| | | | | | | | | | | |
| | | | | | | | | | | |
| | | | | | | | | | | |
| | | | | | | | | | | |
| | | | | | | | | | | |
| | | | | | | | | | | |
| | | | | | | | | | | |
| | | | | | | | | | | |
| | | | | | | | | | | |
| | | | | | | | | | | |
| | | | | | | | | | | |
| | | | | | | | | | | |
| | | | | | | | | | | |
| | | | | | | | | | | |
| | | | | | | | | | | |
| | | | | | | | | | | |
| | | | | | | | | | | |
| | | | | | | | | | | |
| | | | | | | | | | | |
| | | | | | | | | | | |
| | | | | | | | | | | |
| | | | | | | | | | | |
| | | | | | | | | | | |
| | | | | | | | | | | |
| | | | | | | | | | | |
| | | | | | | | | | | |
| | | | | | | | | | | |
| | | | | | | | | | | |
| | | | | | | | | | | |
| | | | | | | | | | | |
| | | | | | | | | | | |
| | | | | | | | | | | |
| | | | | | | | | | | |
| | | | | | | | | | | |
| | | | | | | | | | | |
| | | | | | | | | | | |
| | | | | | | | | | | |
| | | | | | | | | | | |
| | | | | | | | | | | |
| | | | | | | | | | | |
| | | | | | | | | | | |
| | | | | | | | | | | |
| | | | | | | | | | | |
| | | | | | | | | | | |
| | | | | | | | | | | |
| | | | | | | | | | | |
| | | | | | | | | | | |
| | | | | | | | | | | |
| | | | | | | | | | | |
| | | | | | | | | | | |
| | | | | | | | | | | |
| | | | | | | | | | | |
| | | | | | | | | | | |
| | | | | | | | | | | |
| | | | | | | | | | | |
| | | | | | | | | | | |
| | | | | | | | | | | |
| | | | | | | | | | | |
| | | | | | | | | | | |
| | | | | | | | | | | |
| | | | | | | | | | | |
| | | | | | | | | | | |
| | | | | | | | | | | |
| | | | | | | | | | | |
| | | | | | | | | | | |
| | | | | | | | | | | |
| | | | | | | | | | | |
| | | | | | | | | | | |
| | | | | | | | | | | |
| | | | | | | </ | | | | |

UTA led by as much as 12 in the 2nd half, held a 67-62 lead with under four minutes remaining but GCU closed the game on an extended 14-2 run to hand the Mavs a disappointing loss in a game they led for 22 minutes.

UNT DALLAS

W, 74-37

| North Texas Dallas - 37 | | | | | | | | | | | | | | |
|-------------------------|--------------------|---------|-------|------|------|----------|-------|----|----|----|----|--------|----|----|
| Record: 2-3 | | | | | | | | | | | | | | |
| NO. | Name | Min | FG | 3P | FT | Rebounds | Fouls | TP | AS | TO | ST | Blocks | BB | BA |
| 3 | VERNON JOHNSON | G 23:31 | 0-4 | 0-1 | 1-2 | 1 | 3 | 4 | 0 | 2 | 1 | 2 | 0 | 1 |
| 4 | TARIO AMAN | G 20:34 | 2-6 | 0-2 | 2-2 | 1 | 0 | 0 | 1 | 6 | 3 | 0 | 1 | 0 |
| 5 | JAYDEN JOHNSON-BAR | G 23:47 | 1-5 | 0-0 | 1-2 | 1 | 2 | 3 | 2 | 2 | 3 | 2 | 4 | 0 |
| 21 | JONATHAN JOSEPH | G 14:52 | 2-5 | 2-4 | 0-0 | 0 | 0 | 0 | 0 | 6 | 0 | 0 | 0 | 0 |
| 41 | CONNOR KERN | G 19:30 | 1-4 | 0-0 | 1-2 | 1 | 6 | 7 | 1 | 1 | 3 | 0 | 1 | 0 |
| 13 | GABE DILLARD | F 17:17 | 1-6 | 0-0 | 0-0 | 3 | 1 | 4 | 1 | 2 | 8 | 0 | 0 | 2 |
| 2 | KANNITRELL BURNLEY | F 13:27 | 1-8 | 1-3 | 0-0 | 2 | 2 | 2 | 0 | 3 | 0 | 0 | 1 | 0 |
| 11 | JASON ORTA | 09:58 | 0-1 | 0-1 | 0-0 | 0 | 0 | 0 | 0 | 4 | 0 | 0 | 1 | 0 |
| 14 | KEONORE NEWMAN | 18:30 | 1-2 | 1-1 | 1-2 | 0 | 1 | 1 | 3 | 3 | 4 | 0 | 3 | 0 |
| 33 | DANIEL SOHN | 06:31 | 0-2 | 0-0 | 1-2 | 1 | 2 | 9 | 1 | 0 | 0 | 0 | 1 | 0 |
| 40 | SERGIN MCCLEAN | 02:42 | 1-1 | 0-0 | 2-2 | 1 | 1 | 2 | 2 | 4 | 0 | 4 | 4 | 0 |
| 6 | KELDON DANSBY | 06:11 | 1-0 | 0-0 | 1-1 | 1 | 0 | 1 | 2 | 2 | 0 | 0 | 1 | 0 |
| 10 | MEKAI POPE | 10:00 | 1-5 | 1-2 | 0-0 | 1 | 1 | 1 | 0 | 1 | 0 | 0 | 0 | 0 |
| Team | | | | | 0 | 3 | 3 | 0 | 0 | 2 | | | | |
| Totals | | | 12-48 | 5-14 | 9-14 | 20 | 29 | 17 | 14 | 11 | 6 | 4 | 2 | 37 |
| Shooting By Period | | | | | | | | | | | | | | |
| 1st FG: 6-22 27.3% | | | | | | | | | | | | | | |
| 3PT%: 27 26.6% | | | | | | | | | | | | | | |
| FT%: 4-6 66.7% | | | | | | | | | | | | | | |
| 2nd FG: 6-26 23.1% | | | | | | | | | | | | | | |
| 3PT%: 3-7 42.9% | | | | | | | | | | | | | | |
| FT%: 4-8 50% | | | | | | | | | | | | | | |
| GM FG%: 12-48 25.0% | | | | | | | | | | | | | | |
| 3PT%: 5-14 35.7% | | | | | | | | | | | | | | |
| FT%: 9-14 64.3% | | | | | | | | | | | | | | |
| Dead Ball Rebounds: 3 | | | | | | | | | | | | | | |

GAME BOXES & QUICK SNAPSHOTS

@ #21TEXAS

L, 79-62

| UT Arlington - 62 | | | | | | | | | | | | | Record: 6-7 | | | | | | | | | | | | | | | | | | | | | | | | | | | | | | | | | | | | | | | | | | | | | | | | | | | | | | | | | | | | | | | | | | | | | | | | | | | | | | | | | | | | | | | | | | | | | | | | | | | | | | | | | | | | | | | | | | | | | | | | | | | | | | | | | | | | | | | | | | | | | | | | | | | | | | | | | | | | | | | | | | | | | | | | | | | | | | | | | | | | | | | | | | | | | | | | | | | | | | | | | | | | | | | | | | | | | | | | | | | | | | | | | | | | | | | | | | | | | | | | | | | | | | | | | | | | | | | | | | | | | | | | | | | | | | | | | | | | | | | | | | | | | | | | | | | | | | | | | | | | | | | | | | | | | | | | | | | | | | | | | | | | | | | | | | | | | | | | | | | | | | | | | | | | | | | | | | | | | | | | | | | | | | | | | | | | | | | | | | | | | | | | | | | | | | | | | | | | | | | | | | | | | | | | | | | | | | | | | | | | | | | | | | | | | | | | | | | | | | | | | | | | | | | | | | | | | | | | | | | | | | | | | | | | | | | | | | | | | | | | | | | | | | | | | | | | | | | | | | | | | | | | | | | | | | | | | | | | | | | | | | | | | | | | | | | | | | | | | | | | | | | | | | | | | | | | | | | | | | | | | | | | | | | | | | | | | | | | | | | | | | | | | | | | | | | | | | | | | | | | | | | | | | | | | | | | | | | | | | | | | | | | | | | | | | | | | | | | | | | | | | | | | | | | | | | | | | | | | | | | | | | | | | | | | | | | | | | | | | | | | | | | | | | | | | | | | | | | | | | | | | | | | | | | | | | | | | | | | | | | | | | | | | | | | | | | | | | | | | | | | | | | | | | | | | | | | | | | | | | | | | | | | | | | | | | | | | | | | | | | | | | | | | | | | | | | | | | | | | | | | | | | | | | | | | | | | | | | | | | | | | | | | | | | | | | | | | | | | | | | | | | | | | | | | | | | | | | | | | | | | | | | | | | | | | | | | | | | | | |
|-------------------|---------------|---------|-----|-----|-----|-----|----------|-----|-------|----|----|----|-------------|--------|----|-----|---------|--------------------|------|------|------|------|------|------|------|------|------|------|------|------|------|------|------|------|------|------|------|------|------|------|------|------|------|------|------|------|------|------|------|------|------|------|------|------|------|------|------|------|------|------|------|------|------|------|------|------|------|------|------|------|------|------|------|------|------|------|------|------|------|------|------|------|------|------|------|------|------|------|------|------|------|------|------|------|------|------|------|------|------|------|------|------|------|------|------|------|------|------|------|------|------|------|------|------|------|------|------|------|------|------|------|------|------|------|------|------|------|------|------|------|------|------|------|------|------|------|------|------|------|------|------|------|------|------|------|------|------|------|------|------|------|------|------|------|------|------|------|------|------|------|------|------|------|------|------|------|------|------|------|------|------|------|------|------|------|------|------|------|------|------|------|------|------|------|------|------|------|------|------|------|------|------|------|------|------|------|------|------|------|------|------|------|------|------|------|------|------|------|------|------|------|------|------|------|------|------|------|------|------|------|------|------|------|------|------|------|------|------|------|------|------|------|------|------|------|------|------|------|------|------|------|------|------|------|------|------|------|------|------|------|------|------|------|------|------|------|------|------|------|------|------|------|------|------|------|------|------|------|------|------|------|------|------|------|------|------|------|------|------|------|------|------|------|------|------|------|------|------|------|------|------|------|------|------|------|------|------|------|------|------|------|------|------|------|------|------|------|------|------|------|------|------|------|------|------|------|------|------|------|------|------|------|------|------|------|------|------|------|------|------|------|------|------|------|------|------|------|------|------|------|------|------|------|------|------|------|------|------|------|------|------|------|------|------|------|------|------|------|------|------|------|------|------|------|------|------|------|------|------|------|------|------|------|------|------|------|------|------|------|------|------|------|------|------|------|------|------|------|------|------|------|------|------|------|------|------|------|------|------|------|------|------|------|------|------|------|------|------|------|------|------|------|------|------|------|------|------|------|------|------|------|------|------|------|------|------|------|------|------|------|------|------|------|------|------|------|------|------|------|------|------|------|------|------|------|------|------|------|------|------|------|------|------|------|------|------|------|------|------|------|------|------|------|------|------|------|------|------|------|------|------|------|------|------|------|------|------|------|------|------|------|------|------|------|------|------|------|------|------|------|------|------|------|------|------|------|------|------|------|------|------|------|------|------|------|------|------|------|------|------|------|------|------|------|------|------|------|------|------|------|------|------|------|------|------|------|------|------|------|------|------|------|------|------|------|------|------|------|------|------|------|------|------|------|------|------|------|------|------|------|------|------|------|------|------|------|------|------|------|------|------|------|------|------|------|------|------|------|------|------|------|------|------|------|------|------|------|------|------|------|------|------|------|------|------|------|------|------|------|------|------|------|------|------|------|------|------|------|------|------|------|------|------|------|------|------|------|------|------|------|------|------|------|------|------|------|------|------|------|------|------|------|------|------|------|------|------|------|------|------|------|------|------|------|------|------|------|------|------|------|------|------|------|------|------|------|------|------|------|------|------|------|------|------|------|------|------|------|------|------|------|------|------|------|------|------|------|------|------|------|------|------|------|------|------|------|------|------|------|------|------|------|------|------|------|------|------|------|------|------|------|------|------|------|------|------|------|------|------|------|------|------|------|------|------|------|------|------|------|------|------|------|------|------|------|------|------|------|------|------|------|------|------|------|------|------|------|------|------|------|------|------|------|------|------|------|------|------|------|------|------|------|------|------|------|------|------|------|------|------|------|------|------|------|------|------|------|------|------|------|------|------|------|------|------|------|------|------|------|------|------|------|------|------|------|------|------|------|------|------|------|------|------|------|------|------|------|------|------|------|------|------|------|------|------|------|------|------|------|------|------|------|------|------|------|------|------|------|------|------|------|------|------|------|------|------|------|------|------|------|------|------|------|------|------|------|------|------|------|------|------|------|------|------|------|------|------|------|------|------|------|------|------|------|------|------|------|------|------|------|------|------|------|------|------|------|------|------|------|------|------|------|------|------|------|------|------|------|------|------|------|------|------|------|------|------|------|------|------|------|------|------|------|------|------|------|------|------|------|------|--|
| NO. | NAME | Min | FG | | 3P | FT | Rebounds | | Fouls | | TP | AS | TO | Blocks | | pts | 1st FG% | Shooting By Period | | | | | | | | | | | | | | | | | | | | | | | | | | | | | | | | | | | | | | | | | | | | | | | | | | | | | | | | | | | | | | | | | | | | | | | | | | | | | | | | | | | | | | | | | | | | | | | | | | | | | | | | | | | | | | | | | | | | | | | | | | | | | | | | | | | | | | | | | | | | | | | | | | | | | | | | | | | | | | | | | | | | | | | | | | | | | | | | | | | | | | | | | | | | | | | | | | | | | | | | | | | | | | | | | | | | | | | | | | | | | | | | | | | | | | | | | | | | | | | | | | | | | | | | | | | | | | | | | | | | | | | | | | | | | | | | | | | | | | | | | | | | | | | | | | | | | | | | | | | | | | | | | | | | | | | | | | | | | | | | | | | | | | | | | | | | | | | | | | | | | | | | | | | | | | | | | | | | | | | | | | | | | | | | | | | | | | | | | | | | | | | | | | | | | | | | | | | | | | | | | | | | | | | | | | | | | | | | | | | | | | | | | | | | | | | | | | | | | | | | | | | | | | | | | | | | | | | | | | | | | | | | | | | | | | | | | | | | | | | | | | | | | | | | | | | | | | | | | | | | | | | | | | | | | | | | | | | | | | | | | | | | | | | | | | | | | | | | | | | | | | | | | | | | | | | | | | | | | | | | | | | | | | | | | | | | | | | | | | | | | | | | | | | | | | | | | | | | | | | | | | | | | | | | | | | | | | | | | | | | | | | | | | | | | | | | | | | | | | | | | | | | | | | | | | | | | | | | | | | | | | | | | | | | | | | | | | | | | | | | | | | | | | | | | | | | | | | | | | | | | | | | | | | | | | | | | | | | | | | | | | | | | | | | | | | | | | | | | | | | | | | | | | | | | | | | | | | | | | | | | | | | | | | | | | | | | | | | | | | | | | | | | | | | | | | | | | | | | | | | | | | | | | | | | | | | | | | | | | | | | | | | | | | | | | | | | | | | | | | | | | | | | | | | | | | | | | | | | | | | | | | | | | | | | | | | | |
| | | | M | A | | | M | A | OR | DR | | | | PF | FF | | | M | A | M | A | 1 | 2 | 3 | 4 | 5 | 6 | 7 | 8 | 9 | 10 | 11 | | | | | | | | | | | | | | | | | | | | | | | | | | | | | | | | | | | | | | | | | | | | | | | | | | | | | | | | | | | | | | | | | | | | | | | | | | | | | | | | | | | | | | | | | | | | | | | | | | | | | | | | | | | | | | | | | | | | | | | | | | | | | | | | | | | | | | | | | | | | | | | | | | | | | | | | | | | | | | | | | | | | | | | | | | | | | | | | | | | | | | | | | | | | | | | | | | | | | | | | | | | | | | | | | | | | | | | | | | | | | | | | | | | | | | | | | | | | | | | | | | | | | | | | | | | | | | | | | | | | | | | | | | | | | | | | | | | | | | | | | | | | | | | | | | | | | | | | | | | | | | | | | | | | | | | | | | | | | | | | | | | | | | | | | | | | | | | | | | | | | | | | | | | | | | | | | | | | | | | | | | | | | | | | | | | | | | | | | | | | | | | | | | | | | | | | | | | | | | | | | | | | | | | | | | | | | | | | | | | | | | | | | | | | | | | | | | | | | | | | | | | | | | | | | | | | | | | | | | | | | | | | | | | | | | | | | | | | | | | | | | | | | | | | | | | | | | | | | | | | | | | | | | | | | | | | | | | | | | | | | | | | | | | | | | | | | | | | | | | | | | | | | | | | | | | | | | | | | | | | | | | | | | | | | | | | | | | | | | | | | | | | | | | | | | | | | | | | | | | | | | | | | | | | | | | | | | | | | | | | | | | | | | | | | | | | | | | | | | | | | | | | | | | | | | | | | | | | | | | | | | | | | | | | | | | | | | | | | | | | | | | | | | | | | | | | | | | | | | | | | | | | | | | | | | | | | | | | | | | | | | | | | | | | | | | | | | | | | | | | | | | | | | | | | | | | | | | | | | | | | | | | | | | | | | | | | | | | | | | | | | | | | | | | | | | | | | | | | | | | | | | | | | | | | | | | | | | | | | | | | | | | | | | | | | | | | | | | | | | | | | | | | | | | | | | | | | | | | | | |
| 11 | Dwayne Koroma | F 28:37 | 1-2 | 0-0 | 0-0 | 0-0 | 1-1 | 0-0 | 2 | 0 | 0 | 0 | 0 | 0 | 0 | 0 | 11 | 50.0% | 0.0% | 0.0% | 0.0% | 0.0% | 0.0% | 0.0% | 0.0% | 0.0% | 0.0% | 0.0% | 0.0% | 0.0% | 0.0% | 0.0% | 0.0% | 0.0% | 0.0% | 0.0% | 0.0% | 0.0% | 0.0% | 0.0% | 0.0% | 0.0% | 0.0% | 0.0% | 0.0% | 0.0% | 0.0% | 0.0% | 0.0% | 0.0% | 0.0% | 0.0% | 0.0% | 0.0% | 0.0% | 0.0% | 0.0% | 0.0% | 0.0% | 0.0% | 0.0% | 0.0% | 0.0% | 0.0% | 0.0% | 0.0% | 0.0% | 0.0% | 0.0% | 0.0% | 0.0% | 0.0% | 0.0% | 0.0% | 0.0% | 0.0% | 0.0% | 0.0% | 0.0% | 0.0% | 0.0% | 0.0% | 0.0% | 0.0% | 0.0% | 0.0% | 0.0% | 0.0% | 0.0% | 0.0% | 0.0% | 0.0% | 0.0% | 0.0% | 0.0% | 0.0% | 0.0% | 0.0% | 0.0% | 0.0% | 0.0% | 0.0% | 0.0% | 0.0% | 0.0% | 0.0% | 0.0% | 0.0% | 0.0% | 0.0% | 0.0% | 0.0% | 0.0% | 0.0% | 0.0% | 0.0% | 0.0% | 0.0% | 0.0% | 0.0% | 0.0% | 0.0% | 0.0% | 0.0% | 0.0% | 0.0% | 0.0% | 0.0% | 0.0% | 0.0% | 0.0% | 0.0% | 0.0% | 0.0% | 0.0% | 0.0% | 0.0% | 0.0% | 0.0% | 0.0% | 0.0% | 0.0% | 0.0% | 0.0% | 0.0% | 0.0% | 0.0% | 0.0% | 0.0% | 0.0% | 0.0% | 0.0% | 0.0% | 0.0% | 0.0% | 0.0% | 0.0% | 0.0% | 0.0% | 0.0% | 0.0% | 0.0% | 0.0% | 0.0% | 0.0% | 0.0% | 0.0% | 0.0% | 0.0% | 0.0% | 0.0% | 0.0% | 0.0% | 0.0% | 0.0% | 0.0% | 0.0% | 0.0% | 0.0% | 0.0% | 0.0% | 0.0% | 0.0% | 0.0% | 0.0% | 0.0% | 0.0% | 0.0% | 0.0% | 0.0% | 0.0% | 0.0% | 0.0% | 0.0% | 0.0% | 0.0% | 0.0% | 0.0% | 0.0% | 0.0% | 0.0% | 0.0% | 0.0% | 0.0% | 0.0% | 0.0% | 0.0% | 0.0% | 0.0% | 0.0% | 0.0% | 0.0% | 0.0% | 0.0% | 0.0% | 0.0% | 0.0% | 0.0% | 0.0% | 0.0% | 0.0% | 0.0% | 0.0% | 0.0% | 0.0% | 0.0% | 0.0% | 0.0% | 0.0% | 0.0% | 0.0% | 0.0% | 0.0% | 0.0% | 0.0% | 0.0% | 0.0% | 0.0% | 0.0% | 0.0% | 0.0% | 0.0% | 0.0% | 0.0% | 0.0% | 0.0% | 0.0% | 0.0% | 0.0% | 0.0% | 0.0% | 0.0% | 0.0% | 0.0% | 0.0% | 0.0% | 0.0% | 0.0% | 0.0% | 0.0% | 0.0% | 0.0% | 0.0% | 0.0% | 0.0% | 0.0% | 0.0% | 0.0% | 0.0% | 0.0% | 0.0% | 0.0% | 0.0% | 0.0% | 0.0% | 0.0% | 0.0% | 0.0% | 0.0% | 0.0% | 0.0% | 0.0% | 0.0% | 0.0% | 0.0% | 0.0% | 0.0% | 0.0% | 0.0% | 0.0% | 0.0% | 0.0% | 0.0% | 0.0% | 0.0% | 0.0% | 0.0% | 0.0% | 0.0% | 0.0% | 0.0% | 0.0% | 0.0% | 0.0% | 0.0% | 0.0% | 0.0% | 0.0% | 0.0% | 0.0% | 0.0% | 0.0% | 0.0% | 0.0% | 0.0% | 0.0% | 0.0% | 0.0% | 0.0% | 0.0% | 0.0% | 0.0% | 0.0% | 0.0% | 0.0% | 0.0% | 0.0% | 0.0% | 0.0% | 0.0% | 0.0% | 0.0% | 0.0% | 0.0% | 0.0% | 0.0% | 0.0% | 0.0% | 0.0% | 0.0% | 0.0% | 0.0% | 0.0% | 0.0% | 0.0% | 0.0% | 0.0% | 0.0% | 0.0% | 0.0% | 0.0% | 0.0% | 0.0% | 0.0% | 0.0% | 0.0% | 0.0% | 0.0% | 0.0% | 0.0% | 0.0% | 0.0% | 0.0% | 0.0% | 0.0% | 0.0% | 0.0% | 0.0% | 0.0% | 0.0% | 0.0% | 0.0% | 0.0% | 0.0% | 0.0% | 0.0% | 0.0% | 0.0% | 0.0% | 0.0% | 0.0% | 0.0% | 0.0% | 0.0% | 0.0% | 0.0% | 0.0% | 0.0% | 0.0% | 0.0% | 0.0% | 0.0% | 0.0% | 0.0% | 0.0% | 0.0% | 0.0% | 0.0% | 0.0% | 0.0% | 0.0% | 0.0% | 0.0% | 0.0% | 0.0% | 0.0% | 0.0% | 0.0% | 0.0% | 0.0% | 0.0% | 0.0% | 0.0% | 0.0% | 0.0% | 0.0% | 0.0% | 0.0% | 0.0% | 0.0% | 0.0% | 0.0% | 0.0% | 0.0% | 0.0% | 0.0% | 0.0% | 0.0% | 0.0% | 0.0% | 0.0% | 0.0% | 0.0% | 0.0% | 0.0% | 0.0% | 0.0% | 0.0% | 0.0% | 0.0% | 0.0% | 0.0% | 0.0% | 0.0% | 0.0% | 0.0% | 0.0% | 0.0% | 0.0% | 0.0% | 0.0% | 0.0% | 0.0% | 0.0% | 0.0% | 0.0% | 0.0% | 0.0% | 0.0% | 0.0% | 0.0% | 0.0% | 0.0% | 0.0% | 0.0% | 0.0% | 0.0% | 0.0% | 0.0% | 0.0% | 0.0% | 0.0% | 0.0% | 0.0% | 0.0% | 0.0% | 0.0% | 0.0% | 0.0% | 0.0% | 0.0% | 0.0% | 0.0% | 0.0% | 0.0% | 0.0% | 0.0% | 0.0% | 0.0% | 0.0% | 0.0% | 0.0% | 0.0% | 0.0% | 0.0% | 0.0% | 0.0% | 0.0% | 0.0% | 0.0% | 0.0% | 0.0% | 0.0% | 0.0% | 0.0% | 0.0% | 0.0% | 0.0% | 0.0% | 0.0% | 0.0% | 0.0% | 0.0% | 0.0% | 0.0% | 0.0% | 0.0% | 0.0% | 0.0% | 0.0% | 0.0% | 0.0% | 0.0% | 0.0% | 0.0% | 0.0% | 0.0% | 0.0% | 0.0% | 0.0% | 0.0% | 0.0% | 0.0% | 0.0% | 0.0% | 0.0% | 0.0% | 0.0% | 0.0% | 0.0% | 0.0% | 0.0% | 0.0% | 0.0% | 0.0% | 0.0% | 0.0% | 0.0% | 0.0% | 0.0% | 0.0% | 0.0% | 0.0% | 0.0% | 0.0% | 0.0% | 0.0% | 0.0% | 0.0% | 0.0% | 0.0% | 0.0% | 0.0% | 0.0% | 0.0% | 0.0% | 0.0% | 0.0% | 0.0% | 0.0% | 0.0% | 0.0% | 0.0% | 0.0% | 0.0% | 0.0% | 0.0% | 0.0% | 0.0% | 0.0% | 0.0% | 0.0% | 0.0% | 0.0% | 0.0% | 0.0% | 0.0% | 0.0% | 0.0% | 0.0% | 0.0% | 0.0% | 0.0% | 0.0% | 0.0% | 0.0% | 0.0% | 0.0% | 0.0% | 0.0% | 0.0% | 0.0% | 0.0% | 0.0% | 0.0% | 0.0% | 0.0% | 0.0% | 0.0% | 0.0% | 0.0% | 0.0% | 0.0% | 0.0% | 0.0% | 0.0% | 0.0% | 0.0% | 0.0% | 0.0% | 0.0% | 0.0% | 0.0% | 0.0% | 0.0% | 0.0% | 0.0% | 0.0% | 0.0% | 0.0% | 0.0% | 0.0% | 0.0% | 0.0% | 0.0% | 0.0% | 0.0% | 0.0% | 0.0% | 0.0% | 0.0% | 0.0% | 0.0% | 0.0% | 0.0% | 0.0% | 0.0% | 0.0% | 0.0% | 0.0% | 0.0% | 0.0% | 0.0% | 0.0% | 0.0% | 0.0% | 0.0% | 0.0% | 0.0% | 0.0% | 0.0% | 0.0% | 0.0% | 0.0% | 0.0% | 0.0% | 0.0% | 0.0% | 0.0% | 0.0% | 0.0% | 0.0% | 0.0% | 0.0% | 0.0% | 0.0% | 0.0% | 0.0% | 0.0% | 0.0% | 0.0% | 0.0% | 0.0% | 0.0% | 0.0% | 0.0% | 0.0% | 0.0% | 0.0% | 0.0% | 0.0% | 0.0% | 0.0% | 0.0% | 0.0% | 0.0% | 0.0% | 0.0% | 0.0% | 0.0% | 0.0% | 0.0% | 0.0% | 0.0% | 0.0% | 0.0% | 0.0% | 0.0% | 0.0% | 0.0% | 0.0% | 0.0% | 0.0% | 0.0% | 0.0% | 0.0% | 0.0% | 0.0% | 0.0% | 0.0% | 0.0% | 0.0% | 0.0% | 0.0% | 0.0% | 0.0% | 0.0% | 0.0% | 0.0% | 0.0% | 0.0% | 0.0% | 0.0% | 0.0% | 0.0% | 0.0% | 0.0% | 0.0% | 0.0% | 0.0% | 0.0% | 0.0% | 0.0% | 0.0% | 0.0% | 0.0% | 0.0% | 0.0% | 0.0% | 0.0% | 0.0% | 0.0% | 0.0% | 0.0% | 0.0% | 0.0% | 0.0% | 0.0% | 0.0% | 0.0% | 0.0% | 0.0% | 0.0% | 0.0% | 0.0% | 0.0% | 0.0% | 0.0% | 0.0% | 0.0% | 0.0% | 0.0% | 0.0% | 0.0% | 0.0% | 0.0% | 0.0% | 0.0% | 0.0% | 0.0% | 0.0% | 0.0% | 0.0% | 0.0% | 0.0% | 0.0% | 0.0% | 0.0% | 0.0% | 0.0% | 0.0% | 0.0% | 0.0% | 0.0% | 0.0% | 0.0% | 0.0% | 0.0% | 0.0% | 0.0% | 0.0% | 0.0% | 0.0% | 0.0% | 0.0% | 0.0% | 0.0% | 0.0% | 0.0% | 0.0% | 0.0% | 0.0% | 0.0% | 0.0% | 0.0% | 0.0% | 0.0% | 0.0% | 0.0% | 0.0% | 0.0% | 0.0% | 0.0% | 0.0% | 0.0% | 0.0% | 0.0% | 0.0% | 0.0% | 0.0% | 0.0% | 0.0% | 0.0% | 0.0% | 0.0% | 0.0% | 0.0% | 0.0% | 0.0% | 0.0% | 0.0% | 0.0% | 0.0% | 0.0% | 0.0% | 0.0% | 0.0% | 0.0% | 0.0% | 0.0% | 0.0% | 0.0% | 0.0% | 0.0% | 0.0% | 0.0% | 0.0% | 0.0% | 0.0% | 0.0% | 0.0% | 0.0% | 0.0% | 0.0% | 0.0% | 0.0% | 0.0% | 0.0% | 0.0% | 0.0% | 0.0% | 0.0% | 0.0% | 0.0% | 0.0% | 0.0% | 0.0% | 0.0% | 0.0% | 0.0% | 0.0% | 0.0% | 0.0% | 0.0% | 0.0% | 0.0% | 0.0% | 0.0% | 0.0% | 0.0% | |

| Biggest lead | UTA | TEXAS | Points from | UTA | TEXAS | Turnovers | UTA | TEXAS | Period by Period Scoring |
|------------------|--------------|---------------|---------------|-----|-------|-----------|-----|-------|--------------------------|
| Best Scoring Run | 8 (1st 3:54) | 10 (1st 7:01) | Paint | 18 | 34 | 1st | 2nd | TOT | |
| Lead Changes | 0 | 0 | Second Chance | 12 | 18 | UTA | 32 | 30 | 62 |
| Times Tied | 0 | 0 | Fast Breaks | 6 | 7 | TEXAS | 39 | 40 | 79 |
| Time with Lead | 00:00 | 38:21 | Bench | 29 | 18 | | | | |

UTA trailed by just one, 39-38, in the early stages of the 2nd half, but a game-changing 10-0 run in response by Texas created a double-figure edge that the Longhorns held for the final 14 minutes of the game.

@ TARLETON STATE

L, 78-76

| UT Arlington - 76 | | | | | | | | | | | | | Record: 5-4 (1-3) | | | | | | | | | | | | | |
|-------------------|-----------------|---------|------|-----|-----|-----|----------|-----|-------|----|----|----|-------------------|---|-------|--------------------|------|-------|-------|-------|-------|------|------|-------|-----|------|
| NO. | Name | Min | FG | | 3P | FT | Rebounds | | Fouls | TP | AS | TO | Blocks | | pts | Shooting By Period | | | | | | | | | | |
| | | | M | A | | | OR | SR | | | | | FF | BS | | BA | 1st | 2nd | 3rd | 4th | 5th | 6th | 7th | 8th | 9th | 10th |
| 11 | Dwayne Koroma | F 28:55 | 1-2 | 0-0 | 0-0 | 0-0 | 2-2 | 4-3 | 0 | 2 | 0 | 1 | 1 | 0 | 0 | 7 | 1st | FG | 75 | 12.5% | 48.0% | 3PT% | 6.14 | 42.9% | | |
| 22 | Shemar Wilson | F 30:22 | 1-3 | 0-1 | 0-0 | 1-1 | 3-6 | 8 | 2 | 1 | 0 | 2 | 0 | 1 | 11 | 33.3% | FG | 79 | 77.8% | | | | | | | |
| 1 | Phillip Russell | G 29:17 | 4-7 | 3-5 | 0-0 | 0-2 | 2-3 | 0 | 11 | 3 | 3 | 1 | 0 | 1 | 1 | 50.0% | 2nd | FG | 12-26 | 46.2% | | | | | | |
| 2 | Makiah Williams | G 29:17 | 8-13 | 2-4 | 6-8 | 2-4 | 6-2 | 6 | 24 | 1 | 4 | 3 | 0 | 5 | 61.5% | 3PT% | 3-10 | 30.0% | | | | | | | | |
| 3 | DaJuan Gordon | G 29:11 | 5-10 | 1-4 | 5-7 | 1-3 | 4-1 | 7 | 16 | 1 | 3 | 1 | 0 | 1 | 6 | 50.0% | 4th | FG | 22-27 | 81.5% | | | | | | |
| 4 | Akili Vining | 29:25 | 3-7 | 2-4 | 2-2 | 0-4 | 4-2 | 10 | 4 | 2 | 0 | 1 | 0 | 0 | 7 | 42.9% | GM | FG | 24-51 | 47.1% | | | | | | |
| 13 | Kade Douglas | 08:20 | 0-3 | 0-3 | 0-0 | 0-2 | 0-0 | 0 | 0 | 1 | 0 | 0 | 0 | 0 | 0 | 0.0% | 3PT% | 9-24 | 37.5% | | | | | | | |
| 00 | Aaron Cash | 13:34 | 2-4 | 1-2 | 0-0 | 0-2 | 2-2 | 1 | 5 | 0 | 1 | 0 | 0 | 0 | 11 | 50.0% | 10th | FG | 7-10 | 70.0% | | | | | | |
| 5 | Brandyn Talbot | 11:39 | 0-2 | 0-1 | 0-0 | 1-2 | 3-0 | 0 | 0 | 0 | 0 | 0 | 0 | 0 | 3 | 0.0% | 11th | FG | 1-1 | 100% | | | | | | |
| Team | | | | | | | | | | | | | | Totals | | | | | | | | | | | | |
| | | | | | | | | | | | | | | 24-51 9-24 19-25 7 23 30 16 21 76 11 16 6 3 2 2 2 | | | | | | | | | | | | |
| | | | | | | | | | | | | | | Technical Fouls: NONE | | | | | | | | | | | | |

| Tarleton St. - 78 | | | | | | | | | | | | | Record: 10-4 (3-2) | | | | | | | | | | | | | |
|-------------------|-------------------|---------|------|-----|-----|-----|----------|-----|-------|----|----|----|--------------------|---|-----|--------------------|---|-------|-------|-------|-----|-----|-----|-----|-----|------|
| NO. | Name | Min | FG | | 3P | FT | Rebounds | | Fouls | TP | AS | TO | Blocks | | pts | Shooting By Period | | | | | | | | | | |
| | | | M | A | | | OR | SR | | | | | FF | BS | | BA | 1st <td>2nd</td> <td>3rd</td> <td>4th</td> <td>5th</td> <td>6th</td> <td>7th</td> <td>8th</td> <td>9th</td> <td>10th</td> <td>11th</td> <td>12th</td> | 2nd | 3rd | 4th | 5th | 6th | 7th | 8th | 9th | 10th |
| 5 | Adrian Gaddy | F 19:55 | 2-3 | 0-0 | 1-3 | 3-2 | 5-5 | 5-6 | 5 | 2 | 1 | 0 | 1 | 0 | 2 | 2 | 1st | FG | 15-30 | 50.0% | | | | | | |
| 5 | Jakeon Jackson | F 20:24 | 5-11 | 0-0 | 0-0 | 0-0 | 3-4 | 1-1 | 1-1 | 5 | 2 | 1 | 0 | 0 | 1 | 11 | 3PT% | 7-12 | 58.3% | | | | | | | |
| 9 | Emmanuel Innocent | F 37:59 | 7-12 | 2-4 | 3-4 | 0-6 | 6-6 | 3-3 | 5-6 | 3 | 2 | 4 | 0 | 1 | 0 | 22 | 2nd | FG | 12-27 | 44.4% | | | | | | |
| 4 | Lue Williams | G 33:21 | 5-11 | 4-5 | 2-2 | 0-1 | 1-2 | 1-2 | 1-6 | 2 | 2 | 2 | 2 | 0 | 2 | 1 | 3PT% | 5-9 | 55.6% | | | | | | | |
| 13 | Devon Barnes | G 40:00 | 6-11 | 3-6 | 3-3 | 0-3 | 3-3 | 3-4 | 18-5 | 2 | 2 | 2 | 0 | 2 | 1 | 22 | 4th | FG | 7-10 | 70.0% | | | | | | |
| 22 | Jakeon Jackson | 34:44 | 0-0 | 0-0 | 0-0 | 0-0 | 0-0 | 0-0 | 0-0 | 0 | 0 | 0 | 0 | 0 | 0 | 0 | GM | FG | 27-47 | 57.7% | | | | | | |
| 11 | Bubu Benjamin | 22:46 | 1-3 | 0-0 | 3-4 | 1-1 | 2-2 | 2-5 | 1 | 1 | 1 | 1 | 0 | 1 | 0 | 7 | 3PT% | 12-21 | 57.1% | | | | | | | |
| 23 | Dario Dominguez | 00:51 | 0-0 | 0-0 | 0-0 | 0-0 | 0-0 | 1-1 | 0 | 0 | 0 | 1 | 0 | 0 | 0 | 0 | 11th | FG | 12-16 | 75.0% | | | | | | |
| Team | | | | | | | | | | | | | | Totals | | | | | | | | | | | | |
| | | | | | | | | | | | | | | 27-57 12-21 12-16 8 22 30 21 16 78 15 15 10 2 3 2 2 | | | | | | | | | | | | |
| | | | | | | | | | | | | | | Technical Fouls: NONE | | | | | | | | | | | | |

2023-24 OVERALL STATS

Game Records

| Record | Overall | Home | Away | Neutral |
|----------------|---------|------|------|---------|
| ALL GAMES | 6-8 | 5-1 | 0-7 | 1-0 |
| CONFERENCE | 1-2 | 1-0 | 0-2 | 0-0 |
| NON-CONFERENCE | 5-6 | 4-1 | 0-5 | 1-0 |

Score by Periods

| Team | 1st | 2nd | OT | TOT |
|--------------|-----|-----|----|------|
| UT Arlington | 493 | 522 | 0 | 1015 |
| Opponents | 506 | 523 | 0 | 1029 |

Team Box Score

| No. | Player | | | | Total | | 3-Point | | F-Throw | | Rebounds | | | | | | | | | | | |
|-----------|--------------------------|-------|--------|------|---------|------|----------|------|---------|-------|----------|-----|-----|------|-----|----|-----|-----|-----|-----|------|------|
| | | GP-GS | MIN | AVG | FG-FGA | FG% | 3FG-3FGA | 3FG% | FT-FTA | FT% | OFF | DEF | TOT | AVG | PF | DQ | A | TO | BLK | STL | PTS | AVG |
| 1 | RUSSELL, Phillip | 5-5 | 158:32 | 31.7 | 23-63 | .365 | 10-31 | .323 | 19-24 | .792 | 2 | 6 | 8 | 1.6 | 16 | 0 | 22 | 15 | 0 | 7 | 75 | 15.0 |
| 22 | WILSON, Shemar | 14-14 | 414:35 | 29.6 | 60-121 | .496 | 2-7 | .286 | 61-86 | .709 | 45 | 65 | 110 | 7.9 | 37 | 2 | 14 | 19 | 28 | 10 | 183 | 13.1 |
| 3 | GORDON, Dajuan | 14-11 | 382:58 | 27.4 | 45-125 | .360 | 15-60 | .250 | 31-42 | .738 | 24 | 83 | 107 | 7.6 | 38 | 3 | 38 | 46 | 1 | 20 | 136 | 9.7 |
| 2 | WILLIAMS, Makaih | 14-10 | 339:51 | 24.3 | 37-88 | .420 | 15-36 | .417 | 40-55 | .727 | 13 | 34 | 47 | 3.4 | 38 | 2 | 36 | 36 | 5 | 13 | 129 | 9.2 |
| 4 | VINING, Akili | 14-6 | 333:35 | 23.8 | 39-95 | .411 | 19-48 | .396 | 14-16 | .875 | 3 | 34 | 37 | 2.6 | 26 | 0 | 31 | 18 | 3 | 11 | 111 | 7.9 |
| 13 | DOUGLAS, Kade | 13-0 | 232:06 | 17.9 | 32-83 | .386 | 29-75 | .387 | 4-6 | .667 | 4 | 16 | 20 | 1.5 | 17 | 0 | 17 | 15 | 1 | 2 | 97 | 7.5 |
| 5 | TALBOT, Brandyn | 11-10 | 236:36 | 21.5 | 26-68 | .382 | 16-46 | .348 | 2-2 | 1.000 | 6 | 18 | 24 | 2.2 | 16 | 0 | 21 | 10 | 0 | 5 | 70 | 6.4 |
| 12 | BAGATSKIS, Freds Pauls | 2-0 | 21:15 | 10.6 | 3-8 | .375 | 3-7 | .429 | 3-5 | .600 | 0 | 3 | 3 | 1.5 | 0 | 0 | 0 | 0 | 0 | 0 | 12 | 6.0 |
| 11 | KOROMA, Dwayne | 13-13 | 265:57 | 20.5 | 25-44 | .568 | 0-7 | .000 | 12-21 | .571 | 26 | 27 | 53 | 4.1 | 29 | 2 | 14 | 15 | 3 | 7 | 62 | 4.8 |
| 00 | CASH, Aaron | 14-1 | 220:09 | 15.7 | 28-54 | .519 | 6-15 | .400 | 3-5 | .600 | 23 | 24 | 47 | 3.4 | 18 | 1 | 10 | 9 | 4 | 12 | 65 | 4.6 |
| 24 | MILES, Darrius | 7-0 | 43:51 | 6.3 | 9-19 | .474 | 1-8 | .125 | 5-9 | .556 | 4 | 8 | 12 | 1.7 | 4 | 0 | 0 | 5 | 1 | 0 | 24 | 3.4 |
| 30 | BASILI, Fabio | 12-0 | 98:10 | 8.2 | 16-32 | .500 | 5-13 | .385 | 4-5 | .800 | 3 | 12 | 15 | 1.3 | 13 | 0 | 15 | 15 | 2 | 3 | 41 | 3.4 |
| 23 | GASTON-CHAPMAN, Sterling | 6-0 | 52:26 | 8.7 | 4-18 | .222 | 0-6 | .000 | 2-3 | .667 | 7 | 6 | 13 | 2.2 | 9 | 0 | 2 | 4 | 0 | 2 | 10 | 1.7 |
| Team | | | | | | | | | | | 20 | 22 | 42 | | | | | 11 | | | | |
| Total | | 14 | 2800 | | 347-818 | .424 | 121-359 | .337 | 200-279 | .717 | 180 | 358 | 538 | 38.4 | 261 | 10 | 220 | 218 | 48 | 92 | 1015 | 72.5 |
| Opponents | | 14 | 2800 | | 359-828 | .434 | 112-295 | .380 | 199-275 | .724 | 142 | 325 | 467 | 33.4 | 248 | 5 | 203 | 173 | 54 | 110 | 1029 | 73.5 |

Team Statistics

| | UTA | OPP |
|------------------------|----------------|----------------|
| Scoring | 1015 | 1029 |
| Points per game | 72.5 | 73.5 |
| Scoring margin | -1.0 | - |
| Field goals-att | 347-818 | 359-828 |
| Field goal pct | .424 | .434 |
| 3 point fg-att | 121-359 | 112-295 |
| 3-point FG pct | .337 | .380 |
| 3-pt FG made per game | 8.6 | 8.0 |
| Free throws-att | 200-279 | 199-275 |
| Free throw pct | .717 | .724 |
| F-Throws made per game | 14.3 | 14.2 |
| Rebounds | 538 | 467 |
| Rebounds per game | 38.4 | 33.4 |
| Rebounding margin | +5.1 | - |
| Assists | 220 | 203 |
| Assists per game | 15.7 | 14.5 |
| Turnovers | 218 | 173 |
| Turnovers per game | 15.6 | 12.4 |
| Turnover margin | -3.2 | - |
| Assist/turnover ratio | 1.0 | 1.2 |
| Steals | 92 | 110 |
| Steals per game | 6.6 | 7.9 |
| Blocks | 48 | 54 |
| Blocks per game | 3.4 | 3.9 |
| Winning streak | 0 | - |
| Home win streak | 2 | - |
| Attendance | 10067 | 55189 |
| Home games-Avg/Game | 6-1678 | 7-7884 |
| Neutral site-Avg/Game | - | 1-3752 |

Team Results

| Date | Opponent | | Score | Att. |
|------------|--------------------|---|--------|-------|
| 11/06/2023 | Oral Roberts | W | 75-71 | 2185 |
| 11/11/2023 | UT Tyler | W | 95-64 | 2512 |
| 11/16/2023 | at New Mexico | L | 80-82 | 10484 |
| 11/19/2023 | at Arizona | L | 56-101 | 13403 |
| 11/22/2023 | Alcorn | W | 82-69 | 1119 |
| 11/25/2023 | Texas St. | L | 66-73 | 1280 |
| 11/29/2023 | Abilene Christian | W | 86-71 | 1275 |
| 12/02/2023 | at Grand Canyon | L | 69-76 | 7214 |
| 12/06/2023 | North Texas-Dallas | W | 74-37 | 1696 |
| 12/16/2023 | vs Air Force | W | 76-73 | 3752 |
| 12/21/2023 | at Texas Tech | L | 66-77 | 8940 |
| 12/23/2023 | at North Texas | L | 52-78 | 3357 |
| 01/01/2024 | at Texas | L | 62-79 | 10713 |
| 01/04/2024 | at Tarleton St. | L | 76-78 | 1078 |

2023-24 CONFERENCE-ONLY STATS

Game Records

| Record | Overall | Home | Away | Neutral |
|----------------|---------|------|------|---------|
| ALL GAMES | 1-2 | 1-0 | 0-2 | 0-0 |
| CONFERENCE | 1-2 | 1-0 | 0-2 | 0-0 |
| NON-CONFERENCE | 0-0 | 0-0 | 0-0 | 0-0 |

Score by Periods

| Team | 1st | 2nd | OT | TOT |
|--------------|-----|-----|----|-----|
| UT Arlington | 119 | 112 | 0 | 231 |
| Opponents | 113 | 112 | 0 | 225 |

Team Box Score

| No. | Player | | | | Total | | 3-Point | | F-Throw | | Rebounds | | | | | | | | | | | |
|-----------|------------------|-------|-------|------|--------|------|----------|------|---------|-------|----------|-----|-----|------|----|----|----|----|-----|-----|-----|------|
| | | GP-GS | MIN | AVG | FG-FGA | FG% | 3FG-3FGA | 3FG% | FT-FTA | FT% | OFF | DEF | TOT | AVG | PF | DQ | A | TO | BLK | STL | PTS | AVG |
| 30 | BASILI, Fabio | 1-0 | 13:29 | 13.5 | 5-8 | .625 | 1-3 | .333 | 4-4 | 1.000 | 0 | 2 | 2 | 2.0 | 4 | 0 | 0 | 2 | 1 | 0 | 15 | 15.0 |
| 3 | GORDON, Dajuan | 3-2 | 96:02 | 32.0 | 14-31 | .452 | 3-10 | .300 | 11-14 | .786 | 2 | 9 | 11 | 3.7 | 9 | 1 | 9 | 11 | 0 | 6 | 42 | 14.0 |
| 2 | WILLIAMS, Makaih | 3-3 | 94:25 | 31.5 | 12-24 | .500 | 3-6 | .500 | 14-18 | .778 | 4 | 8 | 12 | 4.0 | 9 | 1 | 10 | 14 | 1 | 6 | 41 | 13.7 |
| 1 | RUSSELL, Phillip | 1-1 | 29:17 | 29.3 | 4-7 | .571 | 3-5 | .600 | 0-0 | .000 | 0 | 2 | 2 | 2.0 | 3 | 0 | 3 | 3 | 0 | 1 | 11 | 11.0 |
| 22 | WILSON, Shemar | 3-3 | 93:27 | 31.1 | 7-16 | .438 | 0-1 | .000 | 15-22 | .682 | 4 | 13 | 17 | 5.7 | 11 | 1 | 6 | 5 | 4 | 3 | 29 | 9.7 |
| 4 | VINING, Akili | 3-1 | 63:29 | 21.2 | 8-19 | .421 | 4-9 | .444 | 4-5 | .800 | 0 | 4 | 4 | 1.3 | 6 | 0 | 7 | 5 | 2 | 1 | 24 | 8.0 |
| 00 | CASH, Aaron | 3-0 | 51:17 | 17.1 | 8-11 | .727 | 3-5 | .600 | 1-1 | 1.000 | 2 | 9 | 11 | 3.7 | 5 | 0 | 2 | 3 | 1 | 2 | 20 | 6.7 |
| 13 | DOUGLAS, Kade | 3-0 | 49:41 | 16.6 | 6-14 | .429 | 6-14 | .429 | 0-1 | .000 | 1 | 3 | 4 | 1.3 | 5 | 0 | 4 | 4 | 0 | 0 | 18 | 6.0 |
| 11 | KOROMA, Dwayne | 3-3 | 61:35 | 20.5 | 6-9 | .667 | 0-0 | .000 | 5-6 | .833 | 5 | 8 | 13 | 4.3 | 6 | 0 | 1 | 2 | 0 | 1 | 17 | 5.7 |
| 5 | TALBOT, Brandyn | 3-2 | 47:18 | 15.8 | 5-11 | .455 | 4-8 | .500 | 0-0 | .000 | 1 | 5 | 6 | 2.0 | 6 | 0 | 3 | 2 | 0 | 1 | 14 | 4.7 |
| Team | | | | | | | | | | | 2 | 6 | 8 | | | | | 3 | | | | |
| Total | | 3 | 600 | | 75-150 | .500 | 27-61 | .443 | 54-71 | .761 | 21 | 69 | 90 | 30.0 | 64 | 3 | 45 | 54 | 9 | 21 | 231 | 77.0 |
| Opponents | | 3 | 600 | | 73-168 | .435 | 26-61 | .426 | 53-71 | .746 | 31 | 61 | 92 | 30.7 | 58 | 2 | 43 | 44 | 5 | 33 | 225 | 75.0 |

Team Statistics

| | UTA | OPP |
|------------------------|---------------|---------------|
| Scoring | 231 | 225 |
| Points per game | 77.0 | 75.0 |
| Scoring margin | +2.0 | - |
| Field goals-att | 75-150 | 73-168 |
| Field goal pct | .500 | .435 |
| 3 point fg-att | 27-61 | 26-61 |
| 3-point FG pct | .443 | .426 |
| 3-pt FG made per game | 9.0 | 8.7 |
| Free throws-att | 54-71 | 53-71 |
| Free throw pct | .761 | .746 |
| F-Throws made per game | 18.0 | 17.7 |
| Rebounds | 90 | 92 |
| Rebounds per game | 30.0 | 30.7 |
| Rebounding margin | -0.7 | - |
| Assists | 45 | 43 |
| Assists per game | 15.0 | 14.3 |
| Turnovers | 54 | 44 |
| Turnovers per game | 18.0 | 14.7 |
| Turnover margin | -3.3 | - |
| Assist/turnover ratio | 0.8 | 1.0 |
| Steals | 21 | 33 |
| Steals per game | 7.0 | 11.0 |
| Blocks | 9 | 5 |
| Blocks per game | 3.0 | 1.7 |
| Winning streak | 0 | - |
| Home win streak | 1 | - |
| Attendance | 1275 | 8292 |
| Home games-Avg/Game | 1-1275 | 2-4146 |
| Neutral site-Avg/Game | - | 0-0 |

Team Results

| Date | Opponent | | Score | Att. |
|------------|-------------------|---|-------|------|
| 11/29/2023 | Abilene Christian | W | 86-71 | 1275 |
| 12/02/2023 | at Grand Canyon | L | 69-76 | 7214 |
| 01/04/2024 | at Tarleton St. | L | 76-78 | 1078 |

UTA GAME-BY-GAME STATS

| Opponent | Date | Score | | Total | | 3-Pointers | | Free throws | | Rebounds | | | | PF | A | TO | BLK | STL | PTS | AVG |
|--------------------|------------|--------|---|--------|------|------------|------|-------------|------|----------|-----|-----|------|----|----|----|-----|-----|-----|------|
| | | | | FG-FGA | PCT | 3FG-3FGA | PCT | FT-FTA | PCT | OFF | DEF | TOT | AVG | | | | | | | |
| Oral Roberts | 11/06/2023 | 75-71 | W | 24-69 | .348 | 9-26 | .346 | 18-25 | .720 | 22 | 33 | 55 | 55.0 | 16 | 14 | 12 | 2 | 5 | 75 | 75.0 |
| UT Tyler | 11/11/2023 | 95-64 | W | 34-70 | .486 | 17-43 | .395 | 10-13 | .769 | 15 | 33 | 48 | 51.5 | 16 | 26 | 15 | 1 | 7 | 95 | 85.0 |
| at New Mexico | 11/16/2023 | 80-82 | L | 30-65 | .462 | 5-23 | .217 | 15-20 | .750 | 15 | 30 | 45 | 49.3 | 24 | 11 | 14 | 2 | 3 | 80 | 83.3 |
| at Arizona | 11/19/2023 | 56-101 | L | 22-61 | .361 | 7-25 | .280 | 5-12 | .417 | 8 | 23 | 31 | 44.8 | 18 | 15 | 18 | 5 | 6 | 56 | 76.5 |
| Alcorn | 11/22/2023 | 82-69 | W | 29-61 | .475 | 13-38 | .342 | 11-15 | .733 | 15 | 30 | 45 | 44.8 | 17 | 24 | 11 | 4 | 1 | 82 | 77.6 |
| Texas St. | 11/25/2023 | 66-73 | L | 19-44 | .432 | 2-15 | .133 | 26-36 | .722 | 5 | 29 | 34 | 43.0 | 25 | 14 | 15 | 6 | 4 | 66 | 75.7 |
| Abilene Christian | 11/29/2023 | 86-71 | W | 27-47 | .574 | 12-22 | .545 | 20-28 | .714 | 5 | 26 | 31 | 41.3 | 18 | 25 | 18 | 4 | 9 | 86 | 77.1 |
| at Grand Canyon | 12/02/2023 | 69-76 | L | 24-52 | .462 | 6-15 | .400 | 15-18 | .833 | 9 | 20 | 29 | 39.8 | 30 | 9 | 20 | 2 | 6 | 69 | 76.1 |
| North Texas-Dallas | 12/06/2023 | 74-37 | W | 28-72 | .389 | 9-30 | .300 | 9-16 | .563 | 26 | 30 | 56 | 41.6 | 14 | 22 | 13 | 2 | 10 | 74 | 75.9 |
| vs Air Force | 12/16/2023 | 76-73 | W | 24-55 | .436 | 9-24 | .375 | 19-22 | .864 | 11 | 21 | 32 | 40.6 | 21 | 17 | 20 | 4 | 11 | 76 | 75.9 |
| at Texas Tech | 12/21/2023 | 66-77 | L | 24-60 | .400 | 8-28 | .286 | 10-13 | .769 | 11 | 21 | 32 | 39.8 | 13 | 13 | 17 | 6 | 13 | 66 | 75.0 |
| at North Texas | 12/23/2023 | 52-78 | L | 15-50 | .300 | 3-19 | .158 | 19-26 | .731 | 15 | 20 | 35 | 39.4 | 16 | 7 | 14 | 2 | 6 | 52 | 73.1 |
| at Texas | 01/01/2024 | 62-79 | L | 23-61 | .377 | 12-27 | .444 | 4-10 | .400 | 16 | 19 | 35 | 39.1 | 17 | 12 | 15 | 5 | 5 | 62 | 72.2 |
| at Tarleton St. | 01/04/2024 | 76-78 | L | 24-51 | .471 | 9-24 | .375 | 19-25 | .760 | 7 | 23 | 30 | 38.4 | 16 | 11 | 16 | 3 | 6 | 76 | 72.5 |

OPPONENT GAME-BY-GAME STATS

| Opponent | Date | Score | | Total | | 3-Pointers | | Free throws | | Rebounds | | | | PF | A | TO | BLK | STL | PTS | AVG |
|--------------------|------------|--------|---|--------|------|------------|------|-------------|------|----------|-----|-----|------|----|----|----|-----|-----|-----|------|
| | | | | FG-FGA | PCT | 3FG-3FGA | PCT | FT-FTA | PCT | OFF | DEF | TOT | AVG | | | | | | | |
| Oral Roberts | 11/06/2023 | 75-71 | W | 24-60 | .400 | 10-31 | .323 | 13-22 | .591 | 7 | 27 | 34 | 34.0 | 21 | 10 | 6 | 9 | 5 | 71 | 71.0 |
| UT Tyler | 11/11/2023 | 95-64 | W | 23-64 | .359 | 8-21 | .381 | 10-15 | .667 | 12 | 21 | 33 | 33.5 | 15 | 15 | 15 | 0 | 6 | 64 | 67.5 |
| at New Mexico | 11/16/2023 | 80-82 | L | 30-69 | .435 | 4-19 | .211 | 18-26 | .692 | 14 | 22 | 36 | 34.3 | 18 | 8 | 8 | 6 | 4 | 82 | 72.3 |
| at Arizona | 11/19/2023 | 56-101 | L | 38-73 | .521 | 11-24 | .458 | 14-15 | .933 | 11 | 35 | 46 | 37.3 | 13 | 27 | 11 | 7 | 12 | 101 | 79.5 |
| Alcorn | 11/22/2023 | 82-69 | W | 25-63 | .397 | 9-21 | .429 | 10-13 | .769 | 6 | 18 | 24 | 34.6 | 18 | 14 | 4 | 0 | 4 | 69 | 77.4 |
| Texas St. | 11/25/2023 | 66-73 | L | 25-55 | .455 | 3-8 | .375 | 20-29 | .690 | 6 | 24 | 30 | 33.8 | 24 | 16 | 8 | 4 | 7 | 73 | 76.7 |
| Abilene Christian | 11/29/2023 | 86-71 | W | 25-55 | .455 | 8-17 | .471 | 13-19 | .684 | 6 | 19 | 25 | 32.6 | 22 | 20 | 15 | 1 | 11 | 71 | 75.9 |
| at Grand Canyon | 12/02/2023 | 69-76 | L | 21-56 | .375 | 6-23 | .261 | 28-36 | .778 | 17 | 20 | 37 | 33.1 | 15 | 8 | 14 | 2 | 12 | 76 | 75.9 |
| North Texas-Dallas | 12/06/2023 | 74-37 | W | 12-48 | .250 | 5-14 | .357 | 8-14 | .571 | 9 | 20 | 29 | 32.7 | 17 | 9 | 19 | 4 | 6 | 37 | 71.6 |
| vs Air Force | 12/16/2023 | 76-73 | W | 26-50 | .520 | 5-17 | .294 | 16-22 | .727 | 6 | 22 | 28 | 32.2 | 18 | 16 | 19 | 5 | 12 | 73 | 71.7 |
| at Texas Tech | 12/21/2023 | 66-77 | L | 28-62 | .452 | 10-27 | .370 | 11-13 | .846 | 11 | 26 | 37 | 32.6 | 10 | 17 | 17 | 3 | 9 | 77 | 72.2 |
| at North Texas | 12/23/2023 | 52-78 | L | 28-53 | .528 | 12-27 | .444 | 10-15 | .667 | 9 | 24 | 33 | 32.7 | 19 | 13 | 10 | 3 | 9 | 78 | 72.7 |
| at Texas | 01/01/2024 | 62-79 | L | 27-63 | .429 | 9-25 | .360 | 16-20 | .800 | 20 | 25 | 45 | 33.6 | 17 | 15 | 12 | 8 | 3 | 79 | 73.2 |
| at Tarleton St. | 01/04/2024 | 76-78 | L | 27-57 | .474 | 12-21 | .571 | 12-16 | .750 | 8 | 22 | 30 | 33.4 | 21 | 15 | 15 | 2 | 10 | 78 | 73.5 |

UTA / OPPONENT PLAYER GAME HIGHS

UT Arlington - Individual Game Highs

| | | |
|------------------------------------|--------------|---|
| POINTS | 29 | Shemar Wilson at New Mexico (11/16/2023) |
| | 28 | Phillip Russell vs Air Force (N) (12/16/2023) |
| | 24 | Makai Williams at Tarleton St. (01/04/2024) |
| | 24 | Dajuan Gordon vs Oral Roberts (11/06/2023) |
| | 21 | Shemar Wilson vs Texas St. (11/25/2023) |
| FIELD GOALS MADE | 11 | Shemar Wilson at New Mexico (11/16/2023) |
| | 9 | Phillip Russell vs Air Force (N) (12/16/2023) |
| FIELD GOAL ATTEMPTS | 20 | Dajuan Gordon vs Oral Roberts (11/06/2023) |
| | 18 | Phillip Russell at Texas Tech (12/21/2023) |
| FIELD GOAL PERCENTAGE (min 5 made) | .857 (6-7) | Akili Vining vs Texas St. (11/25/2023) |
| | .846 (11-13) | Shemar Wilson at New Mexico (11/16/2023) |
| 3 PT FG MADE | 6 | Kade Douglas vs Alcorn (11/22/2023) |
| | 5 | Kade Douglas at Texas (01/01/2024) |
| | 5 | Kade Douglas vs UT Tyler (11/11/2023) |
| 3 PT FG ATTEMPTS | 12 | Kade Douglas vs Alcorn (11/22/2023) |
| | 11 | Kade Douglas vs UT Tyler (11/11/2023) |
| 3 PT FG PERCENTAGE (min 2 made) | 1.000 (3-3) | Makai Williams at Texas (01/01/2024) |
| | .667 (4-6) | Akili Vining at Texas Tech (12/21/2023) |
| | .667 (4-6) | Brandyn Talbot vs Abilene Christian (11/29/2023) |
| | .667 (2-3) | Makai Williams vs North Texas-Dallas (12/06/2023) |
| | .667 (2-3) | Akili Vining vs UT Tyler (11/11/2023) |
| FREE THROWS MADE | 10 | Makai Williams vs Texas St. (11/25/2023) |
| | 10 | Shemar Wilson vs Texas St. (11/25/2023) |
| FREE THROW ATTEMPTS | 14 | Makai Williams vs Texas St. (11/25/2023) |
| | 14 | Shemar Wilson vs Texas St. (11/25/2023) |
| FREE THROW PERCENTAGE (min 3 made) | 1.000 (7-7) | Dajuan Gordon vs Oral Roberts (11/06/2023) |
| | 1.000 (4-4) | Darius Miles at North Texas (12/23/2023) |
| | 1.000 (4-4) | Makai Williams vs Air Force (N) (12/16/2023) |
| | 1.000 (4-4) | Dwayne Koroma at Grand Canyon (12/02/2023) |
| | 1.000 (4-4) | Fabio Basili at Grand Canyon (12/02/2023) |
| | 1.000 (4-4) | Dajuan Gordon vs Abilene Christian (11/29/2023) |
| | 1.000 (3-3) | Akili Vining vs Alcorn (11/22/2023) |
| | 1.000 (3-3) | Kade Douglas vs UT Tyler (11/11/2023) |
| REBOUNDS | 17 | Aaron Cash vs North Texas-Dallas (12/06/2023) |
| | 15 | Dajuan Gordon vs Air Force (N) (12/16/2023) |
| ASSISTS | 8 | Makai Williams vs Abilene Christian (11/29/2023) |
| | 8 | Akili Vining vs Alcorn (11/22/2023) |
| STEALS | 4 | Aaron Cash at Texas Tech (12/21/2023) |
| | 4 | Dajuan Gordon vs Abilene Christian (11/29/2023) |
| | 4 | Dajuan Gordon vs UT Tyler (11/11/2023) |
| BLOCKED SHOTS | 5 | Shemar Wilson at Texas Tech (12/21/2023) |
| | 4 | Shemar Wilson at Texas (01/01/2024) |
| TURNOVERS | 7 | Makai Williams at Grand Canyon (12/02/2023) |
| | 5 | Dajuan Gordon vs Air Force (N) (12/16/2023) |
| | 5 | Phillip Russell vs Air Force (N) (12/16/2023) |

Opponent - Individual Game Highs

| | | |
|------------------------------------|-------------|--|
| POINTS | 29 | Jamal Mashburn, Jr. at New Mexico (11/16/2023) |
| | 26 | Jason Edwards at North Texas (12/23/2023) |
| | 25 | Donovan Dent at New Mexico (11/16/2023) |
| | 21 | Rytis Petraitis vs Air Force (N) (12/16/2023) |
| | 21 | Tyon Grant-Foster at Grand Canyon (12/02/2023) |
| | 21 | Jordan Mason vs Texas St. (11/25/2023) |
| | 21 | Byron Joshua vs Alcorn (11/22/2023) |
| FIELD GOALS MADE | 11 | Donovan Dent at New Mexico (11/16/2023) |
| | 9 | Jason Edwards at North Texas (12/23/2023) |
| | 9 | Jamal Mashburn, Jr. at New Mexico (11/16/2023) |
| FIELD GOAL ATTEMPTS | 23 | Jamal Mashburn, Jr. at New Mexico (11/16/2023) |
| | 18 | Pop Isaacs at Texas Tech (12/21/2023) |
| | 18 | Donovan Dent at New Mexico (11/16/2023) |
| | 18 | Issac McBride vs Oral Roberts (11/06/2023) |
| FIELD GOAL PERCENTAGE (min 5 made) | .875 (7-8) | Oumar Ballo at Arizona (11/19/2023) |
| | .778 (7-9) | Brandon Love vs Texas St. (11/25/2023) |
| 3 PT FG MADE | 4 | Lue Williams at Tarleton St. (01/04/2024) |
| | 4 | Jason Edwards at North Texas (12/23/2023) |
| | 4 | John Buggs III at North Texas (12/23/2023) |
| | 4 | Kareem Thompson vs Oral Roberts (11/06/2023) |
| 3 PT FG ATTEMPTS | 12 | Issac McBride vs Oral Roberts (11/06/2023) |
| | 11 | Ethan Taylor vs Air Force (N) (12/16/2023) |
| 3 PT FG PERCENTAGE (min 2 made) | 1.000 (3-3) | Darrion Williams at Texas Tech (12/21/2023) |
| | 1.000 (2-2) | Paulius Murauskas at Arizona (11/19/2023) |
| FREE THROWS MADE | 11 | Tyon Grant-Foster at Grand Canyon (12/02/2023) |
| | 9 | Jamal Mashburn, Jr. at New Mexico (11/16/2023) |
| FREE THROW ATTEMPTS | 14 | Tyon Grant-Foster at Grand Canyon (12/02/2023) |
| | 13 | Jamal Mashburn, Jr. at New Mexico (11/16/2023) |
| FREE THROW PERCENTAGE (min 3 made) | 1.000 (6-6) | Pelle Larsson at Arizona (11/19/2023) |
| | 1.000 (5-5) | Max Abmas at Texas (01/01/2024) |
| | 1.000 (4-4) | Issac McBride vs Oral Roberts (11/06/2023) |
| | 1.000 (3-3) | Devon Barnes at Tarleton St. (01/04/2024) |
| | 1.000 (3-3) | Josh Baker at Grand Canyon (12/02/2023) |
| | 1.000 (3-3) | Dylan Dawson vs Texas St. (11/25/2023) |
| REBOUNDS | 11 | Brock Cunningham at Texas (01/01/2024) |
| | 10 | Ithiel Horton at Texas (01/01/2024) |
| | 10 | Warren Washington at Texas Tech (12/21/2023) |
| | 10 | Tyon Grant-Foster at Grand Canyon (12/02/2023) |
| | 10 | Brandon Love vs Texas St. (11/25/2023) |
| | 10 | JT Toppin at New Mexico (11/16/2023) |
| ASSISTS | 8 | Kaden Gumbs vs Texas St. (11/25/2023) |
| | 7 | Max Abmas at Texas (01/01/2024) |
| | 7 | Hunter Jack Madden vs Abilene Christian (11/29/2023) |
| STEALS | 4 | Emmanuel Innocenti at Tarleton St. (01/04/2024) |
| | 4 | Jeffrey Mills vs Air Force (N) (12/16/2023) |
| | 4 | SERGIN MCCLAIN vs North Texas-Dallas (12/06/2023) |
| | 4 | Kavion McClain vs Abilene Christian (11/29/2023) |
| | 4 | Joshua O'Garro vs Texas St. (11/25/2023) |
| BLOCKED SHOTS | 8 | DeShang Weaver vs Oral Roberts (11/06/2023) |

UTA / OPPONENT TEAM GAME HIGHS & LOWS

UT Arlington - Game Highs

| | | |
|-----------------------|--------------|---------------------------------|
| POINTS | 95 | UT Tyler (11/11/2023) |
| | 86 | Abilene Christian (11/29/2023) |
| | 82 | Alcorn (11/22/2023) |
| | 80 | at New Mexico (11/16/2023) |
| | 76 | at Tarleton St. (01/04/2024) |
| | 76 | vs Air Force (N) (12/16/2023) |
| FIELD GOALS MADE | 34 | UT Tyler (11/11/2023) |
| | 30 | at New Mexico (11/16/2023) |
| FIELD GOAL ATTEMPTS | 72 | North Texas-Dallas (12/06/2023) |
| | 70 | UT Tyler (11/11/2023) |
| FIELD GOAL PERCENTAGE | .574 (27-47) | Abilene Christian (11/29/2023) |
| | .486 (34-70) | UT Tyler (11/11/2023) |
| 3 PT FG MADE | 17 | UT Tyler (11/11/2023) |
| | 13 | Alcorn (11/22/2023) |
| 3 PT FG ATTEMPTS | 43 | UT Tyler (11/11/2023) |
| | 38 | Alcorn (11/22/2023) |
| 3 PT FG PERCENTAGE | .545 (12-22) | Abilene Christian (11/29/2023) |
| | .444 (12-27) | at Texas (01/01/2024) |
| FREE THROWS MADE | 26 | Texas St. (11/25/2023) |
| | 20 | Abilene Christian (11/29/2023) |
| FREE THROW ATTEMPTS | 36 | Texas St. (11/25/2023) |
| | 28 | Abilene Christian (11/29/2023) |
| FREE THROW PERCENTAGE | .864 (19-22) | vs Air Force (N) (12/16/2023) |
| | .833 (15-18) | at Grand Canyon (12/02/2023) |
| REBOUNDS | 56 | North Texas-Dallas (12/06/2023) |
| | 55 | Oral Roberts (11/06/2023) |
| ASSISTS | 26 | UT Tyler (11/11/2023) |
| | 25 | Abilene Christian (11/29/2023) |
| STEALS | 13 | at Texas Tech (12/21/2023) |
| | 11 | vs Air Force (N) (12/16/2023) |
| BLOCKED SHOTS | 6 | at Texas Tech (12/21/2023) |
| | 6 | Texas St. (11/25/2023) |
| TURNOVERS | 20 | vs Air Force (N) (12/16/2023) |
| | 20 | at Grand Canyon (12/02/2023) |
| FOULS | 30 | at Grand Canyon (12/02/2023) |
| | 25 | Texas St. (11/25/2023) |

Opponent - Game Highs

| | | |
|-----------------------|--------------|---------------------------------|
| POINTS | 101 | at Arizona (11/19/2023) |
| | 82 | at New Mexico (11/16/2023) |
| | 79 | at Texas (01/01/2024) |
| | 78 | at Tarleton St. (01/04/2024) |
| | 78 | at North Texas (12/23/2023) |
| FIELD GOALS MADE | 38 | at Arizona (11/19/2023) |
| | 30 | at New Mexico (11/16/2023) |
| FIELD GOAL ATTEMPTS | 73 | at Arizona (11/19/2023) |
| | 69 | at New Mexico (11/16/2023) |
| FIELD GOAL PERCENTAGE | .528 (28-53) | at North Texas (12/23/2023) |
| | .521 (38-73) | at Arizona (11/19/2023) |
| 3 PT FG MADE | 12 | at Tarleton St. (01/04/2024) |
| | 12 | at North Texas (12/23/2023) |
| 3 PT FG ATTEMPTS | 31 | Oral Roberts (11/06/2023) |
| | 27 | at North Texas (12/23/2023) |
| | 27 | at Texas Tech (12/21/2023) |
| 3 PT FG PERCENTAGE | .571 (12-21) | at Tarleton St. (01/04/2024) |
| | .471 (8-17) | Abilene Christian (11/29/2023) |
| FREE THROWS MADE | 28 | at Grand Canyon (12/02/2023) |
| | 20 | Texas St. (11/25/2023) |
| FREE THROW ATTEMPTS | 36 | at Grand Canyon (12/02/2023) |
| | 29 | Texas St. (11/25/2023) |
| FREE THROW PERCENTAGE | .933 (14-15) | at Arizona (11/19/2023) |
| | .846 (11-13) | at Texas Tech (12/21/2023) |
| REBOUNDS | 46 | at Arizona (11/19/2023) |
| | 45 | at Texas (01/01/2024) |
| ASSISTS | 27 | at Arizona (11/19/2023) |
| | 20 | Abilene Christian (11/29/2023) |
| STEALS | 12 | vs Air Force (N) (12/16/2023) |
| | 12 | at Grand Canyon (12/02/2023) |
| | 12 | at Arizona (11/19/2023) |
| BLOCKED SHOTS | 9 | Oral Roberts (11/06/2023) |
| | 8 | at Texas (01/01/2024) |
| TURNOVERS | 19 | vs Air Force (N) (12/16/2023) |
| | 19 | North Texas-Dallas (12/06/2023) |
| FOULS | 24 | Texas St. (11/25/2023) |
| | 22 | Abilene Christian (11/29/2023) |

UT Arlington - Game Lows

| | | |
|-----------------------|--------------|---------------------------------|
| POINTS | 52 | at North Texas (12/23/2023) |
| | 56 | at Arizona (11/19/2023) |
| | 62 | at Texas (01/01/2024) |
| | 66 | at Texas Tech (12/21/2023) |
| | 66 | Texas St. (11/25/2023) |
| FIELD GOALS MADE | 15 | at North Texas (12/23/2023) |
| | 19 | Texas St. (11/25/2023) |
| FIELD GOAL ATTEMPTS | 44 | Abilene Christian (11/29/2023) |
| | 47 | Texas St. (11/25/2023) |
| FIELD GOAL PERCENTAGE | .300 (15-50) | at North Texas (12/23/2023) |
| | .348 (24-69) | Oral Roberts (11/06/2023) |
| 3 PT FG MADE | 2 | Texas St. (11/25/2023) |
| | 3 | at North Texas (12/23/2023) |
| 3 PT FG ATTEMPTS | 15 | at Grand Canyon (12/02/2023) |
| | 15 | Texas St. (11/25/2023) |
| 3 PT FG PERCENTAGE | .133 (2-15) | Texas St. (11/25/2023) |
| | .158 (3-19) | at North Texas (12/23/2023) |
| FREE THROWS MADE | 4 | at Texas (01/01/2024) |
| | 5 | at Arizona (11/19/2023) |
| FREE THROW ATTEMPTS | 10 | at Texas (01/01/2024) |
| | 12 | at Arizona (11/19/2023) |
| FREE THROW PERCENTAGE | .400 (4-10) | at Texas (01/01/2024) |
| | .417 (5-12) | at Arizona (11/19/2023) |
| REBOUNDS | 29 | at Grand Canyon (12/02/2023) |
| | 30 | at Tarleton St. (01/04/2024) |
| ASSISTS | 7 | at North Texas (12/23/2023) |
| | 9 | at Grand Canyon (12/02/2023) |
| STEALS | 1 | Alcorn (11/22/2023) |
| | 3 | at New Mexico (11/16/2023) |
| BLOCKED SHOTS | 1 | UT Tyler (11/11/2023) |
| | 2 | at North Texas (12/23/2023) |
| | 2 | North Texas-Dallas (12/06/2023) |
| | 2 | at Grand Canyon (12/02/2023) |
| | 2 | at New Mexico (11/16/2023) |
| | 2 | Oral Roberts (11/06/2023) |
| TURNOVERS | 11 | Alcorn (11/22/2023) |
| | 12 | Oral Roberts (11/06/2023) |
| FOULS | 14 | at Texas Tech (12/21/2023) |
| | 14 | North Texas-Dallas (12/06/2023) |

Opponent - Game Lows

| | | |
|-----------------------|--------------|---------------------------------|
| POINTS | 37 | North Texas-Dallas (12/06/2023) |
| | 64 | UT Tyler (11/11/2023) |
| | 69 | Alcorn (11/22/2023) |
| | 71 | Abilene Christian (11/29/2023) |
| | 71 | Oral Roberts (11/06/2023) |
| FIELD GOALS MADE | 12 | North Texas-Dallas (12/06/2023) |
| | 21 | at Grand Canyon (12/02/2023) |
| FIELD GOAL ATTEMPTS | 48 | North Texas-Dallas (12/06/2023) |
| | 50 | vs Air Force (N) (12/16/2023) |
| FIELD GOAL PERCENTAGE | .250 (12-48) | North Texas-Dallas (12/06/2023) |
| | .359 (23-64) | UT Tyler (11/11/2023) |
| 3 PT FG MADE | 3 | Texas St. (11/25/2023) |
| | 4 | at New Mexico (11/16/2023) |
| 3 PT FG ATTEMPTS | 8 | Texas St. (11/25/2023) |
| | 14 | North Texas-Dallas (12/06/2023) |
| 3 PT FG PERCENTAGE | .211 (4-19) | at New Mexico (11/16/2023) |
| | .261 (6-23) | at Grand Canyon (12/02/2023) |
| FREE THROWS MADE | 8 | North Texas-Dallas (12/06/2023) |
| | 10 | at North Texas (12/23/2023) |
| | 10 | Alcorn (11/22/2023) |
| | 10 | UT Tyler (11/11/2023) |
| FREE THROW ATTEMPTS | 13 | at Texas Tech (12/21/2023) |
| | 13 | Alcorn (11/22/2023) |
| FREE THROW PERCENTAGE | .571 (8-14) | North Texas-Dallas (12/06/2023) |
| | .591 (13-22) | Oral Roberts (11/06/2023) |
| REBOUNDS | 24 | Alcorn (11/22/2023) |
| | 25 | Abilene Christian (11/29/2023) |
| ASSISTS | 8 | at Grand Canyon (12/02/2023) |
| | 8 | at New Mexico (11/16/2023) |
| STEALS | 3 | at Texas (01/01/2024) |
| | 4 | Alcorn (11/22/2023) |
| | 4 | at New Mexico (11/16/2023) |
| BLOCKED SHOTS | 0 | Alcorn (11/22/2023) |
| | 0 | UT Tyler (11/11/2023) |
| TURNOVERS | 4 | Alcorn (11/22/2023) |
| | 6 | Oral Roberts (11/06/2023) |
| FOULS | 10 | at Texas Tech (12/21/2023) |
| | 13 | at Arizona (11/19/2023) |

SINGLE-GAME INDIVIDUAL PROGRAM RECORDS

POINTS

| | Pts | Player | Opponent | Date |
|-----|-----|------------------|------------------------------|---------------|
| 1. | 44 | Dink Ford | Texas Wesleyan | Dec. 28, 1964 |
| 2. | 43 | Steven Barber | at UTSA | Jan. 24, 2002 |
| 3. | 41 | Larry Moore | Centenary | Jan. 18, 1973 |
| 4. | 39 | Willie Brand | Prairie View A&M | Dec. 2, 1989 |
| 39 | | Jerry Janek | Texas Wesleyan | Dec. 29, 1962 |
| 6. | 38 | Erick Neal | Appalachian State | Feb. 1, 2018 |
| 38 | | Marquez Haynes | UTSA | Jan. 16, 2010 |
| 38 | | Steven Barber | Wichita State | Nov. 28, 2001 |
| 38 | | Mike Nau | Lamar | Feb. 14, 1967 |
| 10. | 37 | David Azore | at Little Rock | Jan. 22, 2022 |
| 37 | | Erick Neal | Appalachian State | Mar. 9, 2018 |
| 37 | | Reger Dowell | Western Kentucky | Mar. 1, 2014 |
| 37 | | Leonard Wilson | ULM | Mar. 6, 1993 |
| 37 | | Eric Gore | North Texas | Feb. 25, 1991 |
| 37 | | Bruce Tibbetts | at McMurry | Jan. 30, 1965 |
| 16. | 36 | David Azore | App State | Feb. 5, 2022 |
| 36 | | Marquez Haynes | vs. Texas A&M-Corpus Christi | Mar. 12, 2009 |
| 36 | | Keith Greene | McNeese State | Feb. 17, 2000 |
| 36 | | Sam Norton | at ULM | Mar. 5, 1984 |
| 36 | | Sam Norton | at Oral Roberts | Jan. 3, 1984 |
| 36 | | Eddie Stallings | Trinity | Feb. 1, 1969 |
| 36 | | Dink Ford | at Texas Wesleyan | Jan. 2, 1965 |
| 36 | | Bruce Tibbetts | at Texas Wesleyan | Jan. 2, 1965 |
| 36 | | John Reglin | at Texas Wesleyan | Jan. 25, 1964 |
| 25. | 35 | Erick Neal | at ULM | Feb. 15, 2018 |
| 35 | | Reger Dowell | Howard Payne | Nov. 13, 2014 |
| 35 | | Bobby Kenyon | Northwestern State | Feb. 27, 1992 |
| 35 | | Willie Brand | at Northwestern State | Feb. 16, 1991 |
| 35 | | Freddie Anderson | at North Texas | Jan. 14, 1976 |
| 35 | | Kenny Jenkins | at Denver | Jan. 10, 1976 |
| 35 | | Eddie Stallings | West Texas A&M | Jan. 2, 1969 |
| 35 | | Noel Roberts | Trinity | Jan. 5, 1963 |

FIELD GOALS MADE

| | FG | Player | Opponent | Date |
|-----|----|------------------|----------------------|---------------|
| 1. | 20 | Larry Moore | Centenary | Jan. 18, 1973 |
| 2. | 16 | Cal Tate | Texas Wesleyan | Feb. 15, 1978 |
| | | Ronnie Marsh | at Abilene Christian | Jan. 22, 1973 |
| | | Mike Nau | Lamar | Feb. 14, 1967 |
| | | Noel Roberts | Trinity | Dec. 28, 1962 |
| 6. | 15 | Robert Taylor | Texas Wesleyan | Dec. 17, 1996 |
| | | Bobby Kenyon | Huston-Tillotson | Nov. 29, 1990 |
| | | Sam Norton | ULM | Feb. 25, 1984 |
| | | Sam Norton | at Arkansas State | Jan. 28, 1984 |
| | | Eddie Stallings | Trinity | Feb. 1, 1969 |
| | | Bruce Tibbetts | at McMurry | Jan. 30, 1965 |
| 12. | 14 | David Azore | App State | Feb. 5, 2022 |
| | | Sam Norton | at Oral Roberts | Jan. 3, 1984 |
| | | Cal Tate | Texas Wesleyan | Feb. 15, 1978 |
| | | Freeman Sparks | at McNeese State | Feb. 23, 1976 |
| | | Freddie Anderson | at Louisiana Tech | Feb. 2, 1976 |
| | | Freddie Anderson | at North Texas | Jan. 14, 1976 |
| | | Kenny Jenkins | at Denver | Jan. 10, 1976 |
| | | David Payne | Houston | Feb. 26, 1970 |
| | | Sherman Evans | Tennessee Tech | Dec. 15, 1968 |
| | | Dink Ford | vs. Texas Wesleyan | Dec. 12, 1964 |

FIELD GOAL ATTEMPTS

| | FGA | Player | Opponent | Date |
|-----|-----|------------------|----------------------|---------------|
| 1. | 30 | Mike Nau | Texas Wesleyan | Dec. 4, 1965 |
| | 30 | Noel Roberts | Trinity | Jan. 5, 1963 |
| 3. | 29 | Miles Robertson | Pepperdine | Dec. 9, 1977 |
| | 29 | Larry Moore | Centenary | Jan. 18, 1973 |
| | 29 | Sherman Evans | at Lamar | Feb. 16, 1970 |
| 6. | 28 | David Azore | App State | Feb. 5, 2022 |
| | 28 | Eric Gore | University of Dallas | Dec. 8, 1990 |
| | 28 | Freddie Anderson | at Louisiana Tech | Feb. 2, 1976 |
| 9. | 27 | Marquez Haynes | North Texas | Nov. 18, 2009 |
| | 27 | Steven Barber | at Wichita State | Nov. 28, 2001 |
| | 27 | Robert Taylor | Texas Wesleyan | Dec. 17, 1996 |
| | 27 | Willie Brand | Sam Houston State | Jan. 11, 1990 |
| | 27 | Willie Brand | UTSA | Nov. 28, 1988 |
| | 27 | Sam Norton | at Oral Roberts | Jan. 3, 1984 |
| 15. | 26 | Cal Tate | Texas Wesleyan | Feb. 15, 1978 |
| | 26 | Ronnie Marsh | at Centenary | Feb. 5, 1973 |
| | 26 | Sherman Evans | Tennessee Tech | Dec. 15, 1969 |
| | 26 | Mike Nau | Lamar | Feb. 14, 1967 |

FIELD GOAL PERCENTAGE (Min. 5 Made)

| | Pct. (FG-A) | Player | Opponent | Date |
|----|---------------|--------------------|----------------------|---------------|
| 1. | 1.000 (10-10) | Jermaine Griffin | at Lamar | Feb. 14, 2008 |
| | 1.000 (10-10) | Ike Mitchell | at Lamar | Jan. 18, 1986 |
| | 1.000 (10-10) | Albert Culton | vs. Valpariso | Jan. 10, 1981 |
| | 1.000 (9-9) | Erick Neal | at Rice | Nov. 29, 2015 |
| | 1.000 (9-9) | Roger Shute | at TAMU-Kingsville | Jan. 19, 1976 |
| | 1.000 (7-7) | K. Akobundu-Ehiogu | Lamar | Dec. 11, 2021 |
| | 1.000 (7-7) | Jorge Bilbao | at Louisiana | Feb. 7, 2015 |
| | 1.000 (7-7) | Jermaine Griffin | UT Tyler | Nov. 11, 2006 |
| | 1.000 (7-7) | Steven Thomas | at New Mexico State | Nov. 26, 2004 |
| | 1.000 (6-6) | Shemar Wilson | Mary Hardin-Baylor | Nov. 13, 2021 |
| | 1.000 (6-6) | Andres Ibarguen | vs. Georgia Southern | Mar. 16, 2019 |
| | 1.000 (6-6) | Johnny Hamilton | Rice | Nov. 29, 2017 |
| | 1.000 (6-6) | Jordan Reves | Houston Baptist | Jan. 5, 2011 |
| | 1.000 (6-6) | Keith Howell | UT Permian Basin | Dec. 5, 2003 |
| | 1.000 (6-6) | Donald Harris | at Baylor | Nov. 21, 2001 |
| | 1.000 (5-5) | K. Akobundu-Ehiogu | Mary Hardin-Baylor | Nov. 13, 2021 |
| | 1.000 (5-5) | Lazaro Rojas | Howard Payne | Dec. 22, 2020 |
| | 1.000 (5-5) | Jabari Narcis | at #8 Gonzaga | Nov. 19, 2019 |
| | 1.000 (5-5) | Link Kabadyundi | at Alabama | Nov. 21, 2017 |
| | 1.000 (5-5) | Kennedy Eubanks | at Georgia Southern | Feb. 4, 2016 |
| | 1.000 (5-5) | Anthony Walker | at South Alabama | Mar. 8, 2014 |
| | 1.000 (5-5) | Anthony Walker | at Oklahoma | Dec. 17, 2013 |
| | 1.000 (5-5) | Vincent Dillard | Samford | Nov. 12, 2013 |
| | 1.000 (5-5) | Brandon Edwards | Central Arkansas | Feb. 7, 2011 |
| | 1.000 (5-5) | Anthony Vereen | vs. Schreiner | Nov. 26, 2007 |
| | 1.000 (5-5) | Jermaine Griffin | vs. UC Riverside | Nov. 12, 2007 |
| | 1.000 (5-5) | Jermaine Griffin | San Diego | Dec. 4, 2004 |
| | 1.000 (5-5) | Bill Washington | at Arkansas State | Dec. 6, 1997 |
| | 1.000 (5-5) | Jesse Kemp | Lamar | Jan. 22, 1976 |

3-POINTERS MADE

| | No. | Player | Opponent | Date |
|----|-----|-------------------|------------------------|---------------|
| 1. | 9 | Carson Bischoff | at Little Rock | Jan. 22, 2022 |
| | 9 | Erick Neal | at ULM | Feb. 15, 2018 |
| | 9 | Willie Brand | Northwestern State | Feb. 14, 1991 |
| 4. | 8 | Eric Gore | at Charleston Southern | Dec. 28, 1991 |
| 5. | 7 | Erick Neal | Georgia State | Feb. 24, 2018 |
| | 7 | Kevin Hervey | at Louisiana | Mar. 4, 2017 |
| | 7 | Jamel Outler | vs Houston Baptist | Nov. 22, 2014 |
| | 7 | Kevin Butler | at Idaho | Feb. 14, 2013 |
| | 7 | LaMarcus Reed III | at A&M-Corpus Christi | Mar. 2, 2011 |
| | 7 | Roge'r Guignard | at UTSA | Feb. 20, 2008 |
| | 7 | Roge'r Guignard | vs. Hardin-Simmons | Dec. 29, 2007 |
| | 7 | Brady Dawkins | at Nicholls | Feb. 23, 2006 |
| | 7 | Jabari Johnson | at ULM | Mar. 1, 2001 |
| | 7 | Jabari Johnson | McNeese State | Jan. 27, 2000 |
| | 7 | Ronald Smith | McNeese State | Feb. 13, 1993 |
| | 7 | Ronald Smith | Stephen F. Austin | Jan. 23, 1993 |
| | 7 | Darell Harmon | UTSA | Jan. 2, 1992 |
| | 7 | Glover Cody | McNeese State | Feb. 21, 1991 |
| | 7 | Rodrick Ford | UT Pan American | Dec. 19, 1988 |
| | 7 | Rodrick Ford | at UT Pan American | Dec. 19, 1987 |

3-POINT ATTEMPTS

| | No. | Player | Opponent | Date |
|-----|-----|-----------------|------------------------|---------------|
| 1. | 17 | Roge'r Guignard | at UTSA | Feb. 20, 2008 |
| 2. | 16 | Roge'r Guignard | at Texas Southern | Dec. 20, 2006 |
| | 16 | Robert Mays | Nicholls | Dec. 3, 1990 |
| 4. | 15 | Erick Neal | at South Alabama | Jan. 16, 2016 |
| | 15 | Reger Dowell | at Georgia State | Feb. 1, 2014 |
| | 15 | Jabari Johnson | McNeese State | Jan. 27, 2000 |
| | 15 | Leonard Wilson | at Northwestern State | Feb. 1, 1992 |
| | 15 | Bobby Kenyon | McNeese State | Feb. 21, 1991 |
| | 15 | Ronnie Pruitt | McNeese State | Feb. 21, 1991 |
| 10. | 14 | Erick Neal | at Georgia State | Jan. 25, 2018 |
| | 14 | Reger Dowell | Troy | Jan. 23, 2014 |
| | 14 | Ronald Smith | Stephen F. Austin | Jan. 23, 1993 |
| | 14 | Eric Gore | at Stephen F. Austin | Jan. 11, 1992 |
| | 14 | Eric Gore | at Charleston Southern | Dec. 28, 1991 |
| | 14 | Robert Mays | at New Mexico | Nov. 23, 1990 |
| 16. | 13 | Edric Dennis | at Coastal Carolina | Jan. 12, 2019 |
| | 13 | Kevin Hervey | Georgia State | Feb. 24, 2018 |
| | 13 | Brandon Long | at Houston Baptist | Nov. 29, 2008 |
| | 13 | Brandon Long | at Texas Southern | Dec. 20, 2006 |
| | 13 | Steven Barber | McNeese State | Jan. 27, 2000 |
| | 13 | Anthony Durham | McNeese State | Jan. 30, 1997 |
| | 13 | Willie Brand | Sam Houston State | Jan. 11, 1990 |
| | 13 | Willie Brand | UTSA | Nov. 28, 1988 |

3-POINT PERCENTAGE (Min. 5 Made)

| | Pct. (FG-A) | Player | Opponent | Date |
|----|-------------|---------------|---------------------|---------------|
| 1. | 1.000 (7-7) | Kevin Butler | at Idaho | Feb. 14, 2013 |
| | 1.000 (5-5) | David Azore | at Georgia Southern | Jan. 8, 2022 |
| | 1.000 (5-5) | Jabari Narcis | at #8 Gonzaga | Nov. 19, 2019 |
| | 1.000 (5-5) | Scott Cross | UTSA | Feb. 14, 1998 |



SINGLE-GAME INDIVIDUAL PROGRAM RECORDS

FREE THROWS MADE

| No. | Player | Opponent | Date |
|--------|-----------------|--------------------|---------------|
| 1. 20 | Paul Renfro | Louisiana | Feb. 19, 1979 |
| 2. 19 | Eddie Stallings | West Texas A&M | Jan. 2, 1969 |
| 3. 18 | Dink Ford | TAMU-Commerce | Dec. 12, 1964 |
| 4. 17 | David Azore | at Little Rock | Jan. 22, 2022 |
| 17 | Jerry Janek | Texas Wesleyan | Dec. 29, 1962 |
| 6. 16 | Steven Thomas | San Diego | Dec. 4, 2004 |
| 16 | Steven Thomas | at UTSA | Jan. 10, 2004 |
| 16 | Dink Ford | vs. Texas Wesleyan | Dec. 29, 1964 |
| 16 | Jerry Janek | vs. Texas Wesleyan | Dec. 29, 1962 |
| 10. 15 | Edric Dennis | vs. Little Rock | Jan. 19, 2019 |
| 15 | Reger Dowell | Western Kentucky | Mar. 1, 2014 |
| 15 | Paul Renfro | McNeese State | Feb. 3, 1979 |
| 15 | Harvey Harris | Lamar | Dec. 18, 1962 |
| 14. 14 | Scott Cross | Air Force | Dec. 22, 1997 |
| 14 | Eddie Stallings | at Texas Tech | Jan. 20, 1968 |
| 14 | Dink Ford | Angelo State | Feb. 8, 1966 |
| 14 | Jay Hawley | vs. Texas Wesleyan | Dec. 29, 1960 |
| 14 | LaMarcus Reed | at UTSA | Mar. 3, 2012 |

FREE THROW ATTEMPTS

| No. | Player | Opponent | Date |
|-------|-----------------|----------------------|---------------|
| 1. 22 | Eddie Stallings | West Texas A&M | Jan. 18, 1969 |
| 22 | Steven Thomas | ULM | Jan. 22, 2005 |
| 3. 21 | David Azore | at Little Rock | Jan. 22, 2022 |
| 21 | Jerry Janek | Texas Wesleyan | Dec. 29, 1962 |
| 5. 20 | Glover Cody | at Georgia State | Dec. 15, 1990 |
| 20 | Paul Renfro | Louisiana | Feb. 19, 1979 |
| 7. 19 | Bruce Tibbetts | Austin College | Dec. 10, 1964 |
| 8. 18 | Reger Dowell | Western Kentucky | Mar. 1, 2014 |
| 18 | Steven Thomas | Northwestern State | Jan. 12, 2005 |
| 18 | Steven Barber | at Sam Houston State | March 6, 2001 |
| 18 | Dink Ford | vs. Texas Wesleyan | Dec. 29, 1964 |

FREE THROW PERCENTAGE (Min. 10 Att.)

| Pct. (FG-A) | Player | Opponent | Date |
|------------------|------------------|-----------------------|---------------|
| 1. 1.000 (20-20) | Paul Renfro | at Louisiana | Feb. 19, 1979 |
| 1.000 (13-13) | Eddie Stallings | at Houston | Feb. 22, 1968 |
| 1.000 (12-12) | Jordan Reves | at McNeese State | Feb. 22, 2012 |
| 1.000 (12-12) | Derrick Obasohan | at Nicholls | Feb. 28, 2004 |
| 1.000 (12-12) | Brian Myers | at Northwestern State | Feb. 22, 1996 |
| 1.000 (12-12) | Paul Renfro | McNeese State | Jan. 28, 1980 |
| 1.000 (11-11) | Brandon Edwards | at South Alabama | Mar. 8, 2014 |
| 1.000 (11-11) | Rodrick Epps | at Texas State | Feb. 3, 2007 |
| 1.000 (11-11) | Keith Howell | at Northwestern State | Jan. 30, 2003 |
| 1.000 (11-11) | Melvin Polk | at TCU | Dec. 1, 1979 |
| 1.000 (11-11) | Paul Renfro | at Wichita State | Dec. 8, 1978 |
| 1.000 (11-11) | Mike Nau | vs. Austin College | Dec. 29, 1965 |
| 1.000 (10-10) | Rodrick Epps | at AMCC | Feb. 19, 2007 |
| 1.000 (10-10) | Reggie Brown | North Texas | Feb. 3, 1996 |
| 1.000 (10-10) | Keith Cornett | at Northwestern State | Feb. 4, 1995 |
| 1.000 (10-10) | Ricky Leggett | at Baylor | Dec. 16, 1980 |
| 1.000 (10-10) | Melvin Polk | at Baylor | Dec. 16, 1980 |

REBOUNDS

| No. | Player | Opponent | Date |
|--------|------------------|--------------------|---------------|
| 1. 24 | Albert Culton | vs. Northeastern | Jan. 9, 1981 |
| 2. 23 | Bruce Tibbetts | Austin College | Dec. 10, 1964 |
| 23 | Jerry Janek | vs. Texas Wesleyan | Dec. 29, 1962 |
| 4. 22 | Jermaine Griffin | UT Permian Basin | Dec. 1, 2005 |
| 5. 21 | Mike Nau | Texas Wesleyan | Dec. 4, 1965 |
| 21 | Mike Nau | Austin College | Dec. 13, 1966 |
| 21 | Bruce Tibbetts | at McMurry | Jan. 30, 1965 |
| 8. 20 | Sam Norton | McNeese State | Feb. 11, 1984 |
| 20 | Mike Nau | Lamar | Feb. 14, 1967 |
| 20 | Sherman Evans | at Samford | Dec. 18, 1971 |
| 11. 19 | Brandon Edwards | at Troy | Mar. 6, 2014 |
| 19 | Johnny McDowell | Sam Houston State | Jan. 21, 1993 |
| 19 | Donny Beachum | UT Pan American | Jan. 21, 2004 |
| 19 | John Reglin | Lamar | Feb. 14, 1967 |
| 19 | John Reglin | Lamar | Jan. 8, 1966 |
| 19 | Sam Norton | ULM | Feb. 2, 1984 |
| 19 | Sherman Evans | Arkansas | Dec. 13, 1970 |

OFFENSIVE REBOUNDS (Since 1983-84)

| No. | Player | Opponent | Date |
|-------|-----------------|-----------------------|---------------|
| 1. 12 | Aaron Cash | UNT Dallas | Dec. 6, 2023 |
| 12 | Johnny McDowell | UTSA | Jan. 2, 1992 |
| 12 | Sam Norton | McNeese State | Feb. 11, 1984 |
| 4. 11 | Eric Gore | University of Dallas | Dec. 8, 1990 |
| 11 | Sam Norton | Louisiana Tech | Mar. 1, 1984 |
| 11 | Sam Norton | at Oral Roberts | Jan. 3, 1984 |
| 7. 10 | Eric Gore | at ULM | Feb. 16, 1991 |
| 10 | Michael Beasley | Morehead State | Jan. 3, 1989 |
| 9. 9 | Johnny Hamilton | vs. Georgia State | Mar. 1, 2018 |
| 9 | Bill Washington | at Northwestern State | Feb. 18, 1999 |
| 9 | Bill Washington | at UTSA | Jan. 10, 1998 |
| 9 | Robert Taylor | Texas Wesleyan | Dec. 17, 1996 |
| 9 | Johnny McDowell | Sul Ross State | Dec. 4, 1992 |
| 9 | Johnny McDowell | at Northwestern State | Feb. 1, 1992 |
| 9 | Leonard Wilson | Nicholls | Dec. 3, 1990 |
| 9 | Bill Nygard | Huston-Tillotson | Nov. 29, 1990 |

DEFENSIVE REBOUNDS (Since 1983-84)

| No. | Player | Opponent | Date |
|--------|-------------------|----------------------|---------------|
| 1. 14 | Jermaine Griffin | UT Permian Basin | Dec. 1, 2005 |
| 14 | Robert Taylor | ULM | Feb. 27, 1997 |
| 14 | Sam Norton | North Texas | Feb. 9, 1984 |
| 14 | Sam Norton | ULM | Feb. 2, 1984 |
| 5. 13 | David Azore | at Texas State | Feb. 2, 2019 |
| 13 | Kevin Hervey | at UTRGV | Dec. 16, 2018 |
| 13 | Kevin Hervey | South Alabama | Feb. 25, 2017 |
| 13 | Mack Callier | at Sam Houston State | Feb. 17, 2003 |
| 13 | David Allen | North Texas | Jan. 14, 1989 |
| 10. 12 | David Azore | at Georgia Southern | Dec. 21, 2019 |
| 12 | Kevin Hervey | Appalachian State | Feb. 1, 2018 |
| 12 | Kevin Hervey | at Loyola Marymount | Dec. 22, 2016 |
| 12 | Larry Posey | UTSA | Feb. 15, 2007 |
| 12 | Steven Thomas | at Stephen F. Austin | Jan. 26, 2006 |
| 12 | Anthony Durham | Northwestern State | Mar. 1, 1997 |
| 12 | Bill Washington | Jarvis Christian | Dec. 2, 1996 |
| 12 | Johnny McDowell | Sam Houston State | Jan. 21, 1993 |
| 12 | Johnny McDowell | at Nicholls | Jan. 16, 1993 |
| 12 | Johnny McDowell | vs. Gonzaga | Dec. 11, 1992 |
| 20. 11 | Dajuan Gordon | vs. Air Force | Dec. 16, 2023 |
| 11 | Dajuan Gordon | at New Mexico | Nov. 16, 2023 |
| 11 | David Azore | at Louisiana Tech | Nov. 27, 2020 |
| 11 | David Azore | at Appalachian State | Jan. 10, 2019 |
| 11 | Johnny Hamilton | at Northern Iowa | Dec. 7, 2017 |
| 11 | Kevin Hervey | at Grand Canyon | Nov. 20, 2014 |
| 11 | Brandon Edwards | vs. ULM | Mar. 13, 2014 |
| 11 | Brandon Edwards | at Troy | Mar. 6, 2014 |
| 11 | Brandon Edwards | Samford | Nov. 12, 2013 |
| 11 | LaMarcus Reed III | vs. Southeastern La | Feb. 19, 2011 |
| 11 | Steven Thomas | SE Louisiana | Jan. 19, 2006 |
| 11 | Steven Thomas | at South Florida | Dec. 29, 2004 |
| 11 | Mack Callier | at Sam Houston State | Mar. 6, 2001 |
| 11 | Mack Callier | Texas State | Feb. 12, 2001 |
| 11 | Brian Myers | TAMU-Commerce | Dec. 11, 1993 |

ASSISTS

| No. | Player | Opponent | Date |
|-------|------------------|-----------------------|---------------|
| 1. 17 | Jermaine Johnson | at Sam Houston State | Dec. 28, 1998 |
| 2. 16 | Sean Miller | at Northwestern State | Feb. 19, 1994 |
| 3. 15 | Erick Neal | at Niagara | Nov. 25, 2017 |
| 15 | Glover Cody | North Texas | Feb. 15, 1992 |
| 15 | Glover Cody | at Northwestern State | Feb. 14, 1991 |
| 15 | Glover Cody | at Sam Houston State | Jan. 25, 1991 |
| 6. 13 | Erick Neal | UT Dallas | Nov. 27, 2017 |
| 13 | Erick Neal | at BYU | Mar. 15, 2017 |
| 13 | Erick Neal | Louisiana | Jan. 23, 2017 |
| 13 | Erick Neal | UT Dallas | Dec. 5, 2016 |
| 13 | Glover Cody | at Iowa State | Dec. 10, 1991 |
| 13 | Glover Cody | vs. Army | Nov. 24, 1990 |
| 13 | Ronnell Peters | at ULM | Feb. 25, 1984 |
| 13 | Ricky Leggett | at Denver | Dec. 12, 1978 |
| 13 | Jesse Kemp | McNeese State | Feb. 28, 1977 |
| 13 | David Payne | at UT Pan American | Jan. 18, 1971 |
| 13 | David Payne | at Texas Wesleyan | Dec. 16, 1969 |

SINGLE-GAME INDIVIDUAL PROGRAM RECORDS

BLOCKED SHOTS

| No. | Player | Opponent | Date |
|-------|----------------------------|-----------------------|---------------|
| 1. 9 | Paul Renfro | Texas Wesleyan | Jan. 18, 1980 |
| 2. 8 | Miles Robertson | Louisiana Tech | Mar. 1, 1979 |
| 3. 7 | Kaodirichi Akobundu-Ehiogu | Louisiana | Jan. 15, 2021 |
| 7 | Johnny Hamilton | at Georgia State | Jan. 25, 2018 |
| 5. 6 | K. Akobundu-Ehiogu | at South Alabama | Feb. 25, 2022 |
| 6 | K. Akobundu-Ehiogu | Lamar | Dec. 11, 2021 |
| 6 | Kaodirichi Akobundu-Ehiogu | at Arkansas State | Jan. 29, 2021 |
| 6 | Johnny Hamilton | Georgia Southern | Feb. 22, 2018 |
| 6 | Brandon Williams | vs Howard Payne | Dec. 20, 2014 |
| 6 | Jordan Reves | at San Jose State | Jan. 28, 2013 |
| 6 | Jordan Reves | vs. Louisiana Tech | Jan. 5, 2013 |
| 6 | Jermaine Griffin | at Western Illinois | Dec. 4, 2006 |
| 6 | Miles Robertson | St. Edward's | Nov. 26, 1977 |
| 6 | Trey Parker | Sam Houston State | Jan. 30, 2008 |
| 15. 5 | K. Akobundu-Ehiogu | Little Rock | Feb. 17, 2022 |
| 5 | K. Akobundu-Ehiogu | South Alabama | Dec. 30, 2021 |
| 5 | Patrick Mwamba | Louisiana | Feb. 26, 2021 |
| 5 | Kaodirichi Akobundu-Ehiogu | Texas State | Feb. 11, 2021 |
| 5 | Kaodirichi Akobundu-Ehiogu | Louisiana | Jan. 16, 2021 |
| 5 | Kaodirichi Akobundu-Ehiogu | Dallas Christian | Dec. 17, 2020 |
| 5 | Brandon Edwards | ULM | Jan. 9, 2014 |
| 5 | Jermaine Griffin | at Texas State | Feb. 3, 2007 |
| 5 | Jermaine Griffin | UT Tyler | Nov. 11, 2006 |
| 5 | Roy Johnson | at Northwestern State | Feb. 26, 2004 |
| 5 | Jermaine Johnson | at UTSA | Jan. 7, 1999 |
| 5 | Johnny McDowell | McNeese State | Jan. 25, 1992 |
| 5 | Ralph McPherson | Arkansas State | Feb. 16, 1981 |
| 5 | Albert Culton | McNeese State | Feb. 7, 1981 |

STEALS

| No. | Player | Opponent | Date |
|------|-----------------|----------------------|---------------|
| 1. 8 | Bill Washington | McNeese State | Jan. 27, 2000 |
| 8 | Leonard Wilson | Nicholls | Dec. 3, 1990 |
| 3. 7 | Shahada Wells | Little Rock | Jan. 22, 2021 |
| 7 | Bill Washington | Stephen F. Austin | Feb. 11, 1999 |
| 7 | Bill Washington | McMurry | Nov. 24, 1998 |
| 7 | Glover Cody | at North Texas | Feb. 28, 1991 |
| 7 | Rodrick Ford | US International | Feb. 5, 1987 |
| 7 | Rodrick Ford | at Stephen F. Austin | Jan. 16, 1987 |
| 7 | Ronnell Peters | Arkansas State | Feb. 1, 1986 |

TURNOVERS

| No. | Player | Opponent | Date |
|-------|-------------------|---------------------|---------------|
| 1. 12 | Ricky Leggett | at Lamar | Mar. 4, 1978 |
| 2. 11 | Erick Neal | at Georgia Southern | Jan. 27, 2018 |
| 11 | Johnny Hill | at Georgia State | Jan. 15, 2015 |
| 11 | Ronnie Marsh | at Hardin-Simmons | Feb. 2, 1974 |
| 5. 10 | Lonnie McClanahan | at Texas State | Jan. 18, 2014 |
| 10 | Josh Daniel | ULM | Mar. 7, 2003 |
| 10 | Miles Robertson | at Lamar | Feb. 10, 1979 |
| 10 | Ricky Leggett | at Baylor | Dec. 16, 1980 |
| 10 | Greg Stuckey | at Lamar | Feb. 24, 1977 |

MINUTES PLAYED (Since 1973-74)

| No. | Player | Opponent | Date |
|--------|------------------|----------------------|---------------|
| 1. 50 | Jermaine Johnson | at Sam Houston State | Dec. 28, 1998 |
| 2. 49 | David Azore | at Little Rock | Jan. 22, 2022 |
| 49 | Keith Howell | ULM | Mar. 7, 2003 |
| 49 | Donald Harris | at Sam Houston State | Dec. 28, 1998 |
| 5. 47 | Rickey Leggett | McNeese State | Jan. 28, 1980 |
| 47 | Jeffrey Stewart | McNeese State | Jan. 28, 1980 |
| 47 | Miles Robertson | at Pepperdine | Dec. 9, 1977 |
| 47 | Cal Tate | at Pepperdine | Dec. 9, 1977 |
| 9. 46 | Patrick Mwamba | at Little Rock | Jan. 22, 2022 |
| 46 | Rodrick Epps | at TCU | Nov. 18, 2006 |
| 46 | Larry Posey | at TCU | Nov. 18, 2006 |
| 46 | Donald Harris | at Stephen F. Austin | Feb. 6, 1999 |
| 46 | Bill Washington | at Stephen F. Austin | Feb. 6, 1999 |
| 13. 45 | Jarrett Howell | at Sam Houston State | Mar. 7, 2006 |
| 45 | Josh Daniel | ULM | Mar. 7, 2003 |
| 45 | Keith Greene | at Stephen F. Austin | Feb. 6, 1999 |
| 45 | Reggie Brown | Sam Houston State | Feb. 13, 1997 |
| 45 | Doug Gann | vs. UNC Wilmington | Dec. 30, 1989 |
| 45 | Danny Johnson | Texas Southern | Jan. 13, 1983 |
| 45 | Ronny Newton | Louisiana Tech | Feb. 21, 1977 |
| 45 | Greg Stuckey | Louisiana Tech | Feb. 21, 1977 |
| 45 | Jesse Kemp | Louisiana Tech | Feb. 21, 1977 |
| 45 | Darnell Johnson | Louisiana Tech | Feb. 21, 1977 |
| 45 | Jesse Kemp | North Texas | Jan. 12, 1977 |



SINGLE-GAME TEAM PROGRAM RECORDS

POINTS

| Total (Score) | Opponent | Date |
|-----------------------|-----------------------|---------------|
| 1. 154 (154-85) | Huston-Tillotson | Nov. 29, 1990 |
| 2. 149 (149-86) | University of Dallas | Dec. 8, 1990 |
| 3. 138 (138-135, 3OT) | Lamar | Feb. 14, 1967 |
| 4. 130 (130-64) | Huston-Tillotson | Nov. 28, 1991 |
| 5. 126 (126-73) | Texas Wesleyan | Dec. 7, 1981 |
| 6. 124 (124-123, 3OT) | at Sam Houston State | Dec. 28, 1998 |
| 7. 121 (121-61) | Schreiner | Dec. 3, 1992 |
| 8. 118 (118-84) | at Texas State | Feb. 9, 1991 |
| 118 (118-117, 4OT) | Hardin-Simmons | Dec. 11, 1971 |
| 10. 117 (117-53) | Howard Payne | Dec. 22, 2020 |
| 117 (117-115) | Nicholls | Dec. 3, 1990 |
| 12. 116 (116-87) | St. Edward's | Nov. 26, 1977 |
| 13. 115 (115-109) | North Texas | Feb. 25, 1991 |
| 115 (115-100) | Texas Wesleyan | Jan. 2, 1965 |
| 15. 114 (114-78) | Texas Wesleyan | Dec. 17, 1968 |
| 16. 113 (113-81) | vs. San Francisco | Nov. 29, 1991 |
| 113 (113-104) | at Georgia State | Dec. 15, 1990 |
| 113 (113-85) | SE Louisiana | Dec. 1, 1990 |
| 113 (113-109, OT) | at Texas Wesleyan | Jan. 30, 1968 |
| 20. 111 (111-64) | Howard Payne | Nov. 13, 2013 |
| 111 (111-77) | McNeese State | Feb. 7, 1981 |
| 111 (111-92) | Abilene Christian | Jan. 31, 1970 |
| 111 (111-120) | Lamar | Feb. 6, 1968 |
| 24. 110 (110-103) | at Texas State | Feb. 3, 2007 |
| 110 (110-85) | Georgia State | Dec. 7, 1991 |
| 110 (110-92) | Texas Wesleyan | Jan. 8, 1987 |
| 110 (110-116) | at Sam Houston State | Dec. 11, 1967 |
| 110 (110-93) | Texas Wesleyan | Dec. 3, 1964 |
| 29. 109 (109-48) | Dallas Christian | Dec. 17, 2020 |
| 109 (109-96) | Hardin-Simmons | Dec. 11, 1978 |
| 31. 108 (108-71) | Louisiana | Jan. 23, 2017 |
| 108 (108-84) | at Nicholls | Jan. 2, 1991 |
| 108 (108-103) | UT Pan American | Feb. 26, 1968 |
| 108 (108-116) | Angelo State | Dec. 21, 1967 |
| 108 (108-95) | Trinity | Jan. 10, 1966 |
| 36. 107 (107-65) | Texas A&M-Kingsville | Nov. 29, 1982 |
| 37. 106 (106-76) | Tarleton State | Nov. 29, 1986 |
| 106 (106-116) | at Drake | Dec. 22, 1979 |
| 106 (106-72) | Abilene Christian | Feb. 19, 1973 |
| 40. 105 (105-89) | at BYU | Mar. 15, 2017 |
| 105 (105-63) | Austin College | Jan. 30, 2007 |
| 105 (105-91) | Sul Ross State | Dec. 4, 1992 |
| 43. 104 (104-75) | Mary Hardin-Baylor | Nov. 13, 2021 |
| 104 (104-106) | Louisiana | Feb. 27, 1978 |
| 104 (104-100) | vs. Texas Wesleyan | Dec. 28, 1964 |
| 46. 103 (103-61) | Southwestern | Nov. 12, 2022 |
| 103 (103-45) | Hardin-Simmons | Dec. 29, 2001 |
| 103 (103-88) | McNeese State | Feb. 20, 1992 |
| 103 (103-86) | Texas Wesleyan | Jan. 19, 1981 |
| 103 (103-115) | at Louisiana | Feb. 19, 1979 |
| 103 (103-70) | at Tarleton State | Feb. 1, 1966 |
| 103 (103-92) | Lamar | Feb. 27, 1965 |
| 53. 102 (102-72) | Texas Southern | Nov. 14, 2007 |
| 102 (102-108) | Denver | Dec. 12, 1977 |
| 102 (102-104, 2OT) | Texas Southern | Jan. 13, 1983 |
| 102 (102-90) | Texas Wesleyan | Dec. 4, 1965 |
| 102 (102-88) | at Texas Wesleyan | Jan. 25, 1964 |
| 58. 101 (101-85) | vs. Texas Wesleyan | Dec. 22, 2009 |
| 101 (101-123) | at Northwestern State | Feb. 19, 1994 |
| 101 (101-45) | Austin College | Dec. 3, 1991 |
| 101 (101-95) | Texas State | Jan. 12, 1991 |
| 101 (101-105, OT) | North Texas | Jan. 12, 1977 |
| 101 (101-110) | at North Texas | Jan. 14, 1976 |
| 101 (101-82) | UT Pan American | Jan. 21, 1971 |
| 101 (101-110) | Texas Wesleyan | Dec. 13, 1967 |
| 66. 100 (100-59) | Hardin-Simmons | Nov. 15, 2022 |
| 100 (100-97, 2OT) | at UTSA | Jan. 17, 2009 |
| 100 (100-85) | McNeese State | Feb. 18, 1995 |
| 100 (100-97, 2OT) | TAMU-Commerce | Dec. 11, 1993 |
| 100 (100-78) | at Sam Houston State | Feb. 20, 1993 |
| 100 (100-90) | North Texas | Feb. 15, 1992 |
| 100 (100-79) | US International | Feb. 5, 1987 |
| 100 (100-87) | McNeese State | Mar. 3, 1981 |
| 100 (100-74) | Hardin-Simmons | Jan. 12, 1981 |
| 100 (100-85) | McNeese State | Feb. 3, 1979 |
| 100 (100-89) | at Angelo State | Jan. 1, 1970 |
| 100 (100-92) | West Texas A&M | Mar. 1, 1968 |

In A Loss

| | | |
|---------------|-------|--------------|
| 111 (111-120) | Lamar | Feb. 6, 1968 |
|---------------|-------|--------------|

POINTS IN AN OVERTIME GAME

| Total (Score) | Opponent | Date |
|-----------------------|----------------------|---------------|
| 1. 138 (138-135, 3OT) | Lamar | Feb. 14, 1967 |
| 2. 124 (124-123, 3OT) | at Sam Houston State | Dec. 28, 1998 |
| 3. 118 (118-117, 4OT) | Hardin-Simmons | Dec. 11, 1971 |
| 4. 113 (113-109, OT) | at Texas Wesleyan | Jan. 30, 1968 |
| 5. 102 (102-104, 2OT) | Texas Southern | Jan. 13, 1983 |
| 6. 101 (101-105, OT) | North Texas | Jan. 12, 1977 |
| 7. 100 (100-97, 2OT) | at UTSA | Jan. 17, 2009 |
| 100 (100-97, 2OT) | Texas A&M Commerce | Dec. 11, 1993 |

POINTS AT HOME

| Total (Score) | Opponent | Date |
|-----------------------|----------------------|---------------|
| 1. 154 (154-85) | Huston-Tillotson | Nov. 29, 1990 |
| 2. 149 (149-86) | University of Dallas | Dec. 8, 1990 |
| 3. 138 (138-135, 3OT) | Lamar | Feb. 14, 1967 |
| 4. 130 (130-64) | Huston-Tillotson | Nov. 28, 1991 |
| 5. 126 (126-73) | Texas Wesleyan | Dec. 7, 1981 |
| 6. 121 (121-61) | Schreiner | Dec. 3, 1992 |
| 7. 118 (118-117, 4OT) | Hardin-Simmons | Dec. 11, 1971 |
| 8. 117 (117-53) | Howard Payne | Dec. 22, 2020 |
| 117 (117-115) | Nicholls | Dec. 3, 1990 |
| 10. 116 (116-87) | St. Edward's | Nov. 26, 1977 |
| 11. 115 (115-100) | Texas Wesleyan | Jan. 2, 1965 |

In Conference Play

| | | |
|---------------|----------|--------------|
| 117 (117-115) | Nicholls | Dec. 3, 1990 |
|---------------|----------|--------------|

vs. Non-Conference Opponent

| | | |
|--------------|------------------|---------------|
| 154 (154-85) | Huston-Tillotson | Nov. 29, 1990 |
|--------------|------------------|---------------|

POINTS ON THE ROAD

| Total (Score) | Opponent | Date |
|-----------------------|----------------------|---------------|
| 1. 124 (124-123, 3OT) | at Sam Houston State | Dec. 28, 1998 |
| 2. 118 (118-84) | at Texas State | Feb. 9, 1991 |
| 3. 113 (113-104) | at Georgia State | Dec. 15, 1990 |
| 113 (113-109, OT) | at Texas Wesleyan | Jan. 30, 1968 |
| 5. 110 (110-103) | at Texas State | Feb. 3, 2007 |
| 110 (110-116) | at Sam Houston State | Dec. 11, 1967 |
| 7. 108 (108-84) | at Nicholls | Jan. 2, 1991 |
| 8. 106 (106-116) | at Drake | Dec. 22, 1979 |
| 9. 103 (103-72) | at SE Louisiana | Jan. 4, 1991 |
| 103 (103-115) | at Louisiana | Feb. 19, 1979 |
| 103 (103-70) | at Tarleton State | Feb. 1, 1966 |

POINTS AT A NEUTRAL SITE

| Total (Score) | Opponent | Date |
|------------------|--------------------|---------------|
| 1. 113 (113-81) | vs. San Francisco | Nov. 29, 1991 |
| 2. 104 (104-100) | vs. Texas Wesleyan | Dec. 28, 1964 |

LARGEST COMBINED SCORE

| Total (Score) | Opponent | Date |
|-----------------------|-----------------------|---------------|
| 1. 273 (138-135, 3OT) | Lamar | Feb. 14, 1967 |
| 2. 247 (124-123, 3OT) | at Sam Houston State | Dec. 28, 1998 |
| 3. 239 (154-85) | Huston-Tillotson | Nov. 29, 1990 |
| 4. 235 (149-86) | University of Dallas | Dec. 8, 1990 |
| 235 (99-136) | at New Mexico | Nov. 23, 1990 |
| 235 (118-117, 4OT) | Hardin-Simmons | Dec. 11, 1971 |
| 7. 232 (117-115) | Nicholls | Dec. 3, 1990 |
| 8. 231 (111-120) | Lamar | Feb. 6, 1968 |
| 9. 226 (110-116) | at Sam Houston State | Dec. 11, 1967 |
| 10. 224 (101-123) | at Northwestern State | Feb. 19, 1994 |
| 224 (115-109) | North Texas | Feb. 25, 1991 |
| 224 (108-116) | Angelo State | Dec. 21, 1967 |

POINTS IN A HALF

| Total (Half) | Opponent | Date |
|--------------|----------------------|---------------|
| 1. 90 (2nd) | Huston-Tillotson | Nov. 29, 1990 |
| 2. 78 (1st) | University of Dallas | Dec. 8, 1990 |
| 3. 72 (2nd) | at Texas State | Feb. 9, 1991 |
| 4. 71 (2nd) | University of Dallas | Dec. 8, 1990 |
| 5. 70 (2nd) | at SE Louisiana | Jan. 4, 1991 |
| 6. 69 (2nd) | Nicholls | Jan. 24, 1998 |
| 69 (2nd) | at Georgia State | Dec. 15, 1990 |
| 69 (1st) | Austin College | Dec. 13, 1966 |
| 9. 68 (2nd) | Louisiana | Jan. 23, 2017 |
| 68 (2nd) | at Nicholls | Jan. 2, 1991 |
| 11. 67 (1st) | Howard Payne | Dec. 22, 2020 |
| 67 (2nd) | Texas Wesleyan | Dec. 7, 1981 |

SINGLE-GAME TEAM PROGRAM RECORDS

FIELD GOALS MADE

| Total | Opponent | Date |
|--------|----------------------|---------------|
| 1. 60 | Huston-Tillotson | Nov. 29, 1990 |
| 2. 57 | Lamar | Feb. 14, 1967 |
| 3. 53 | University of Dallas | Dec. 8, 1990 |
| 53 | Texas Wesleyan | Dec. 7, 1981 |
| 5. 50 | Huston-Tillotson | Nov. 26, 1991 |
| 6. 47 | St. Edward's | Nov. 26, 1977 |
| 47 | at Texas Wesleyan | Jan. 30, 1968 |
| 8. 46 | Howard Payne | Dec. 22, 2020 |
| 9. 45 | Schreiner | Dec. 3, 1992 |
| 45 | Abilene Christian | Jan. 31, 1970 |
| 11. 44 | Nicholls | Dec. 3, 1990 |
| 44 | Tarleton State | Nov. 29, 1986 |
| 44 | North Texas | Jan. 12, 1977 |
| 44 | UT Pan American | Jan. 21, 1971 |
| 44 | Texas Wesleyan | Dec. 17, 1968 |

FIELD GOALS ATTEMPTED

| Total | Opponent | Date |
|--------|----------------------|---------------|
| 1. 122 | Huston-Tillotson | Nov. 29, 1990 |
| 2. 105 | at New Mexico | Nov. 23, 1990 |
| 3. 102 | University of Dallas | Dec. 8, 1990 |
| 102 | Nicholls | Dec. 3, 1990 |
| 5. 101 | Hardin-Simmons | Dec. 11, 1971 |
| 6. 100 | South Dakota State | Dec. 6, 1971 |
| 7. 98 | North Texas | Jan. 12, 1977 |
| 8. 97 | Lamar | Feb. 14, 1967 |
| 9. 95 | Texas Wesleyan | Dec. 4, 1965 |
| 10. 94 | at Denver | Jan. 8, 1975 |
| 94 | Texas Wesleyan | Dec. 3, 1964 |

FIELD GOAL PERCENTAGE (Min. 30 Made)

| Pct. (FG-A) | Opponent | Date |
|------------------|--------------------|---------------|
| 1. .723 (34-47) | UT Tyler | Dec. 22, 2004 |
| 2. .680 (53-78) | Texas Wesleyan | Dec. 7, 1981 |
| 3. .667 (34-51) | Central Arkansas | Feb. 7, 2011 |
| .667 (32-48) | vs. Valparaiso | Jan. 10, 1981 |
| 5. .660 (40-62) | at Texas Wesleyan | Jan. 2, 1965 |
| 6. .653 (32-49) | at ULM | Feb. 1, 2003 |
| 7. .642 (43-67) | Mary Hardin-Baylor | Nov. 13, 2021 |
| .642 (34-53) | vs. Georgia State | Dec. 22, 1984 |
| 9. .639 (39-61) | vs. Schreiner | Nov. 26, 2007 |
| 10. .635 (33-52) | at UTSA | Feb. 19, 1996 |
| 11. .630 (42-67) | Oklahoma State | Jan. 14, 1984 |
| .630 (36-57) | Oral Roberts | Jan. 23, 1982 |

3-POINTERS MADE

| Total | Opponent | Date |
|-------|-----------------------|---------------|
| 1. 17 | UT Tyler | Nov. 11, 2023 |
| 17 | Bradley | Dec. 8, 2015 |
| 3. 16 | Howard Payne | Dec. 22, 2020 |
| 16 | Texas State | Jan. 12, 1991 |
| 5. 15 | UT Dallas | Nov. 5, 2019 |
| 15 | at South Alabama | Feb. 28, 2019 |
| 15 | at Arkansas State | Jan. 13, 2018 |
| 15 | Coastal Carolina | Dec. 31, 2016 |
| 15 | at Northwestern State | Jan. 6, 2000 |
| 15 | at TCU | Dec. 19, 1999 |
| 15 | UTSA | Jan. 2, 1992 |
| 15 | at Northwestern State | Feb. 14, 1991 |
| 15 | Huston-Tillotson | Nov. 29, 1990 |

3-POINTERS ATTEMPTED

| Total | Opponent | Date |
|--------|-----------------------|---------------|
| 1. 43 | UT Tyler | Nov. 11, 2023 |
| 2. 42 | Howard Payne | Dec. 22, 2020 |
| 42 | at South Alabama | Jan. 16, 2016 |
| 4. 40 | at Northwestern State | Feb. 1, 1992 |
| 5. 39 | McNeese State | Jan. 27, 2000 |
| 39 | at ULM | Jan. 8, 2000 |
| 39 | Nicholls | Dec. 3, 1990 |
| 8. 38 | Alcorn State | Nov. 22, 2023 |
| 38 | Dallas Christian | Dec. 17, 2020 |
| 38 | Little Rock | Jan. 23, 2016 |
| 38 | Coastal Carolina | Dec. 31, 2016 |
| 38 | at Texas Southern | Dec. 20, 2006 |
| 13. 37 | UT Dallas | Nov. 5, 2019 |
| 37 | at North Texas | Nov. 30, 2010 |

3-POINT PERCENTAGE (Min. 10 Made)

| Pct. (FG-A) | Opponent | Date |
|-----------------|---------------------|---------------|
| 1. .706 (12-17) | McNeese State | Feb. 18, 1995 |
| 2. .700 (14-20) | at SE Louisiana | Jan. 4, 1991 |
| 3. .625 (10-16) | Appalachian State | Feb. 1, 2018 |
| 4. .619 (13-21) | Houston Baptist | Nov. 22, 2014 |
| 5. .577 (15-26) | at South Alabama | Feb. 28, 2019 |
| 6. .556 (15-27) | at Arkansas State | Jan. 13, 2018 |
| 7. .545 (12-22) | Abilene Christian | Nov. 29, 2023 |
| .545 (12-22) | at Troy | Mar. 2, 2019 |
| .545 (12-22) | at Georgia Southern | Feb. 20, 2017 |

FREE THROWS MADE

| Total | Opponent | Date |
|-------|-------------------|---------------|
| 1. 42 | Schreiner | Dec. 3, 1992 |
| 2. 41 | Sam Houston State | Dec. 9, 1968 |
| 3. 38 | San Diego | Dec. 4, 2004 |
| 4. 36 | McNeese State | Feb. 3, 1979 |
| 36 | Missouri-Rolla | Dec. 18, 1968 |
| 6. 35 | Texas Lutheran | Nov. 12, 2010 |
| 35 | at Texas State | Feb. 3, 2007 |
| 35 | at Georgia State | Dec. 15, 1990 |
| 35 | West Texas A&M | Jan. 2, 1969 |
| 35 | at Texas Wesleyan | Jan. 2, 1965 |

FREE THROW ATTEMPTS

| Total | Opponent | Date |
|-------|-------------------|---------------|
| 1. 60 | Sam Houston State | Dec. 9, 1968 |
| 2. 54 | McNeese State | Feb. 23, 1981 |
| 3. 52 | North Texas | Feb. 25, 1991 |
| 4. 49 | Hardin-Simmons | Dec. 11, 1971 |
| 5. 48 | Southwestern | Nov. 12, 2022 |
| 48 | North Texas | Jan. 12, 1980 |
| 48 | Missouri-Rolla | Dec. 18, 1968 |
| 8. 47 | San Diego | Dec. 4, 2004 |
| 9. 46 | Texas Lutheran | Nov. 12, 2010 |
| 46 | at Texas State | Jan. 30, 2010 |
| 46 | at Arkansas | Nov. 22, 1999 |
| 46 | UTSA | Dec. 4, 1989 |
| 46 | West Texas A&M | Jan. 2, 1969 |

FREE THROW PERCENTAGE (Min. 20 Made)

| Pct. (FT-A) | Opponent | Date |
|-----------------|-----------------------|---------------|
| 1. .964 (27-28) | at Houston | Feb. 22, 1968 |
| 2. .952 (20-21) | at Northwestern State | Mar. 8, 2005 |
| 3. .917 (33-36) | at Louisiana | Feb. 19, 1979 |
| 4. .875 (21-24) | at South Alabama | Jan. 16, 2016 |
| 5. .872 (34-39) | Little Rock | Jan. 19, 2019 |
| 6. .862 (25-29) | Texas State | Mar. 1, 2016 |
| 7. .857 (24-28) | Louisiana | Jan. 15, 2021 |
| .857 (24-28) | UC Davis | Nov. 18, 2018 |
| 9. .852 (23-27) | Dallas Christian | Dec. 17, 2020 |

REBOUNDS

| Total | Opponent | Date |
|--------|--------------------|---------------|
| 1. 80 | Huston-Tillotson | Nov. 29, 1990 |
| 2. 72 | Hardin-Simmons | Dec. 11, 1971 |
| 3. 67 | at West Texas A&M | Feb. 2, 1970 |
| 67 | Lamar | Feb. 14, 1967 |
| 67 | at Trinity | Feb. 23, 1965 |
| 6. 66 | Nicholls | Dec. 3, 1990 |
| 7. 65 | Jarvis Christian | Dec. 2, 1996 |
| 8. 64 | Schreiner | Dec. 3, 1992 |
| 64 | US International | Feb. 5, 1987 |
| 64 | vs. Austin College | Dec. 30, 1964 |
| 11. 63 | Howard Payne | Nov. 28, 2022 |

OFFENSIVE REBOUNDS

| Total | Opponent | Date |
|-------|----------------------|---------------|
| 1. 39 | Nicholls | Dec. 3, 1990 |
| 39 | Huston-Tillotson | Nov. 29, 1990 |
| 3. 30 | University of Dallas | Dec. 8, 1990 |
| 4. 29 | Jarvis Christian | Dec. 2, 1996 |
| 5. 27 | Schreiner | Dec. 3, 1992 |
| 6. 26 | UNT Dallas | Dec. 6, 2023 |
| 26 | at UTSA | Dec. 28, 1994 |
| 26 | Concordia-Lutheran | Dec. 1, 1992 |
| 26 | Morehead State | Jan. 3, 1989 |
| 26 | at US International | Feb. 21, 1987 |
| 26 | US International | Feb. 5, 1987 |

DEFENSIVE REBOUNDS

| Total | Opponent | Date |
|-------|--------------------|---------------|
| 1. 42 | Howard Payne | Nov. 28, 2022 |
| 42 | at Nicholls | Dec. 22, 2001 |
| 3. 41 | Huston-Tillotson | Nov. 29, 1990 |
| 4. 40 | Howard Payne | Dec. 22, 2020 |
| 5. 39 | Hardin-Simmons | Nov. 15, 2022 |
| 39 | Troy | Mar. 5, 2016 |
| 7. 38 | at Texas State | Feb. 2, 2019 |
| 38 | Lamar | Jan. 29, 2001 |
| 38 | at CSU Bakersfield | Nov. 9, 2012 |
| 38 | US International | Feb. 5, 1987 |

REBOUND MARGIN

| Margin | Opponent | Date |
|-----------------|--------------------|---------------|
| 1. +36 (63-27) | Howard Payne | Nov. 28, 2022 |
| +36 (64-28) | Schreiner | Dec. 3, 1992 |
| +36 (80-44) | Huston-Tillotson | Nov. 29, 1990 |
| 4. +35 (59-24) | Sul Ross State | Dec. 21, 2015 |
| +35 (59-24) | Northwestern State | Feb. 27, 1992 |
| 6. +34 (65-31) | Jarvis Christian | Dec. 2, 1996 |
| 7. +32 (54-22) | at Nicholls | Dec. 22, 2001 |
| 8. +30 (61-31) | Howard Payne | Dec. 22, 2020 |
| +30 (53-23) | Hardin-Simmons | Dec. 11, 2020 |
| 10. +29 (55-26) | Dallas Christian | Dec. 17, 2020 |



SINGLE-GAME TEAM PROGRAM RECORDS

PERSONAL FOULS

| Total | Opponent | Date |
|-------|----------------------|---------------|
| 1. 42 | Hardin-Simmons | Dec. 11, 1971 |
| 2. 40 | at Arkansas State | Jan. 26, 1980 |
| 3. 39 | at North Texas | Feb. 10, 1983 |
| 4. 37 | McNeese State | Feb. 23, 1981 |
| 5. 36 | North Texas | Nov. 18, 2009 |
| 36 | at Sam Houston State | Dec. 28, 1998 |
| 7. 35 | at Arkansas | Nov. 23, 2018 |
| 35 | Arkansas State | Feb. 27, 2016 |
| 35 | at Sam Houston State | Feb. 22, 2007 |
| 35 | at Louisiana Tech | Jan. 27, 1979 |
| 35 | at Denver | Jan. 10, 1976 |
| 35 | at US International | Feb. 21, 1967 |

ASSISTS

| Total | Opponent | Date |
|-------|------------------------|---------------|
| 1. 34 | Georgia State | Dec. 7, 1991 |
| 2. 33 | Huston-Tillotson | Nov. 26, 1991 |
| 3. 32 | Lamar | Feb. 18, 1980 |
| 4. 31 | Howard Payne | Dec. 22, 2020 |
| 31 | Texas Wesleyan | Dec. 7, 1981 |
| 6. 30 | at Sam Houston State | Feb. 20, 1993 |
| 30 | Nicholls | Feb. 11, 1993 |
| 30 | Lamar | Feb. 24, 1979 |
| 9. 29 | at Northwestern State | Feb. 14, 1991 |
| 29 | vs. Northwestern State | Mar. 8, 1988 |
| 29 | North Texas | Feb. 7, 1987 |
| 29 | Denver | Dec. 12, 1977 |

TURNOVERS

| Total | Opponent | Date |
|-------|---------------------|---------------|
| 1. 38 | at New Mexico State | Nov. 28, 1975 |
| 2. 36 | at Houston Baptist | Jan. 9, 1978 |
| 36 | at Lamar | Feb. 24, 1977 |
| 4. 34 | UC San Diego | Jan. 4, 1978 |
| 34 | at Pepperdine | Dec. 9, 1977 |
| 6. 33 | at Nebraska | Dec. 21, 1992 |
| 33 | at Lamar | Feb. 10, 1979 |
| 8. 32 | at Nicholls | Jan. 6, 1994 |
| 32 | at Hardin-Simmons | Feb. 2, 1974 |

BLOCKS

| Total | Opponent | Date |
|-------|----------------|---------------|
| 1. 12 | Louisiana | Jan. 15, 2021 |
| 2. 10 | Howard Payne | Dec. 20, 2014 |
| 10 | Hardin-Simmons | Dec. 29, 2001 |
| 10 | St. Edward's | Jan. 26, 1987 |
| 5. 9 | Howard Payne | Nov. 28, 2022 |

STEALS

| Total | Opponent | Date |
|-------|----------------------|---------------|
| 1. 22 | University of Dallas | Dec. 8, 1990 |
| 2. 21 | Huston-Tillotson | Nov. 26, 1991 |
| 3. 19 | Southwestern | Nov. 12, 2022 |
| 19 | St. Edward's | Dec. 4, 1978 |
| 19 | Houston Baptist | Dec. 13, 2012 |
| 6. 18 | Howard Payne | Nov. 13, 2013 |
| 18 | at UTSA | Feb. 6, 1986 |
| 8. 17 | Sul Ross State | Dec. 21, 2015 |
| 17 | Houston Baptist | Jan. 25, 2010 |
| 17 | SE Louisiana | Jan. 3, 1987 |
| 17 | at Arkansas State | Jan. 26, 1981 |
| 17 | Westmont | Dec. 1, 1980 |

LARGEST MARGIN OF VICTORY

| Total | Opponent | Date |
|-----------------|----------------------|---------------|
| 1. 69 (154-85) | Huston-Tillotson | Nov. 29, 1990 |
| 2. 66 (130-64) | Huston-Tillotson | Nov. 28, 1991 |
| 3. 64 (117-53) | Howard Payne | Dec. 22, 2020 |
| 4. 63 (149-86) | University of Dallas | Dec. 8, 1990 |
| 5. 61 (109-48) | Dallas Christian | Dec. 17, 2020 |
| 6. 60 (121-61) | Schreiner | Dec. 3, 1992 |
| 7. 58 (99-41) | Howard Payne | Nov. 28, 2022 |
| 58 (103-45) | Hardin-Simmons | Dec. 29, 2001 |
| 9. 56 (101-45) | Austin College | Dec. 3, 1991 |
| 10. 53 (126-73) | Texas Wesleyan | Dec. 7, 1981 |

FEWEST POINTS ALLOWED

| Total | Opponent | Date |
|----------------|----------------------|---------------|
| 1. 36 (31-36) | at SMU | Dec. 16, 1989 |
| 2. 37 (74-37) | UNT Dallas | Dec. 6, 2023 |
| 3. 40 (66-40) | Sam Houston State | Jan. 11, 2012 |
| 40 (73-40) | Grambling | Nov. 25, 2015 |
| 40 (98-40) | Sul Ross | Dec. 21, 2015 |
| 6. 41 (99-41) | Howard Payne | Nov. 28, 2022 |
| 41 (42-41) | SE Louisiana | Nov. 30, 1983 |
| 8. 42 (43-42) | vs. Oklahoma Baptist | Dec. 29, 1961 |
| 9. 44 (51-44) | at UT Pan American | Dec. 19, 1996 |
| 10. 45 (88-45) | Texas Lutheran | Nov. 12, 2010 |
| 45 (103-45) | Hardin-Simmons | Dec. 29, 2001 |
| 45 (101-45) | Austin College | Dec. 3, 1991 |

PLAYERS IN DOUBLE-FIGURE POINTS

| Total | Opponent | Date |
|-----------|--------------------------|---------------|
| 1. 8 | Howard Payne | Dec. 22, 2020 |
| 8 | Texas Wesleyan | Dec. 7, 1981 |
| 3. 7 | Austin College | Jan. 30, 2007 |
| 7 | at Sam Houston State | Dec. 28, 1998 |
| 7 | Wayland Baptist | Dec. 1, 1971 |
| 6. 6, 26x | Last: Mary Hardin-Baylor | Nov. 13, 2021 |

PLAYERS WITH DOUBLE-FIGURE REBOUNDS

| Total | Opponent | Date |
|------------|---------------------|---------------|
| 1. 4 | Huston-Tillotson | Nov. 29, 1990 |
| 4 | at West Texas A&M | Feb. 2, 1970 |
| 3. 3 | Oral Roberts | Nov. 6, 2023 |
| 3 | Arkansas State | Jan. 21, 2016 |
| 3 | at Texas Wesleyan | Dec. 11, 1980 |
| 3 | Adams State | Dec. 19, 1974 |
| 3 | Lamar | Feb. 26, 1972 |
| 3 | Arkansas State | March 2, 1970 |
| 3 | Lamar | Feb. 14, 1967 |
| 3 | at Trinity | Feb. 23, 1965 |
| 3 | Texas Wesleyan | Dec. 3, 1964 |
| 12. 2, 83x | Last: at New Mexico | Nov. 16, 2023 |

PLAYERS WITH 20+ POINTS

| Total | Opponent | Date |
|-------|----------------------|---------------|
| 1. 5 | Huston-Tillotson | Nov. 29, 1990 |
| 2. 4 | North Texas | Feb. 25, 1991 |
| 4 | University of Dallas | Dec. 8, 1990 |
| 4. 3 | at Sam Houston State | Jan. 28, 1998 |
| 3 | at Sam Houston State | Feb. 20, 1993 |
| 3 | North Texas | Feb. 15, 1992 |
| 3 | at Sam Houston State | Jan. 9, 1992 |
| 3 | Nicholls | Dec. 3, 1990 |
| 3 | SE Louisiana | Dec. 1, 1990 |
| 3 | at ULM | Mar. 4, 1989 |
| 3 | Oklahoma State | Jan. 14, 1984 |
| 3 | vs. Northeastern | Jan. 9, 1981 |
| 3 | at Centenary | Jan. 5, 1981 |
| 3 | McNeese State | Jan. 28, 1980 |
| 3 | Texas A&M Kingsville | Feb. 7, 1976 |
| 3 | Lamar | Feb. 14, 1967 |

SINGLE-GAME TEAM PROGRAM RECORDS

FEWEST POINTS

| Total (Score) | Opponent | Date |
|----------------|----------------------|---------------|
| 1. 31 (31-36) | at SMU | Dec. 16, 1989 |
| 2. 35 (35-50) | Denver | Dec. 31, 2012 |
| 3. 36 (36-64) | at North Texas | Nov. 18, 2021 |
| 4. 38 (38-59) | vs. Drexel | Nov. 21, 2022 |
| 5. 41 (41-57) | at SE Louisiana | Jan. 8, 2005 |
| 6. 42 (42-41) | SE Louisiana | Nov. 30, 1983 |
| 7. 43 (43-62) | Nevada | Nov. 18, 2022 |
| 43 (43-51) | ULM | Feb. 27, 1997 |
| 43 (43-64) | East Texas Baptist | Dec. 6, 1962 |
| 43 (43-42) | vs. Oklahoma Baptist | Dec. 29, 1961 |
| 11. 44 (44-92) | at Kentucky | Nov. 25, 2014 |
| 44 (44-71) | at Stephen F. Austin | Jan. 24, 2004 |
| 44 (44-61) | Seattle | Jan. 17, 2013 |
| 44 (44-69) | at Oklahoma State | Dec. 19, 2013 |
| 15. 45 (45-88) | at Oklahoma State | Nov. 9, 2021 |
| 45 (45-65) | at Missouri | Dec. 4, 2018 |
| 45 (45-76) | at Texas | Nov. 7, 2002 |
| 45 (45-66) | at Texas State | Jan. 9, 1998 |

In a Win

42 (42-41)

In Conference Play

35 (35-50)

vs. Non-Conference Opponent

31 (31-36)

SE Louisiana Nov. 30, 1983

Denver (Western Athletic Conference) Dec. 31, 2012

at SMU Dec. 16, 1989

FEWEST POINTS AT HOME

| Total (Score) | Opponent | Date |
|----------------|--------------------|---------------|
| 1. 35 (35-50) | Denver | Dec. 31, 2012 |
| 2. 42 (42-41) | SE Louisiana | Nov. 30, 1983 |
| 3. 43 (43-62) | Nevada | Nov. 18, 2022 |
| 43 (43-51) | ULM | Feb. 27, 1997 |
| 43 (43-64) | East Texas Baptist | Dec. 6, 1962 |
| 6. 44 (44-61) | Seattle | Jan. 17, 2013 |
| 7. 46 (46-64) | Boise State | Jan. 2, 2013 |
| 46 (46-64) | Oklahoma Baptist | Dec. 5, 1961 |
| 9. 47 (47-55) | UT Pan American | Dec. 21, 1959 |
| 10. 48 (48-52) | ULM | Feb. 29, 1992 |
| 48 (48-49) | McNeese State | Feb. 12, 1983 |

FEWEST POINTS ON THE ROAD

| Total (Score) | Opponent | Date |
|----------------|-------------------|---------------|
| 1. 31 (31-36) | SMU | Dec. 16, 1989 |
| 2. 36 (36-64) | North Texas | Nov. 18, 2021 |
| 3. 41 (41-57) | SE Louisiana | Jan. 8, 2005 |
| 4. 44 (44-69) | Oklahoma State | Dec. 19, 2012 |
| 44 (44-71) | Stephen F. Austin | Jan. 24, 2004 |
| 6. 45 (45-88) | at Oklahoma State | Nov. 9, 2021 |
| 45 (45-65) | Missouri | Dec. 4, 2018 |
| 45 (45-76) | Texas | Nov. 7, 2002 |
| 45 (45-66) | Texas State | Jan. 9, 1998 |
| 10. 47 (47-67) | #14 Oregon | Nov. 17, 2019 |
| 11. 48 (48-80) | at Grand Canyon | Jan. 12, 2023 |
| 48 (48-66) | Nicholls | Jan. 8, 2011 |
| 13. 49 (49-76) | SE Missouri State | Jan. 7, 1985 |
| 49 (49-81) | Memphis | Dec. 4, 1968 |
| 15. 50 (50-70) | at Oklahoma | Dec. 19, 2021 |
| 50 (50-57) | Appalachian State | Feb. 6, 2020 |
| 50 (50-47) | Texas State | Feb. 27, 2003 |
| 50 (50-106) | Creighton | Nov. 17, 2002 |
| 50 (50-70) | Hardin-Simmons | Jan. 9, 1975 |
| 50 (50-65) | ULM | Mar. 6, 1990 |
| 50 (50-64) | Sam Houston State | Dec. 11, 1959 |

FEWEST POINTS AT A NEUTRAL SITE

| Total (Score) | Opponent | Date |
|---------------|------------------|---------------|
| 1. 38 (38-59) | vs. Drexel | Nov. 21, 2022 |
| 2. 43 (43-42) | Oklahoma Baptist | Dec. 29, 1961 |
| 3. 49 (49-61) | UNC Greensboro | Nov. 15, 2005 |
| 49 (49-68) | Trinity | Dec. 29, 1960 |
| 5. 50 (50-81) | McNeese State | March 5, 1997 |

SMALLEST COMBINED SCORE

| Total (Score) | Opponent | Date |
|-----------------|----------------------|---------------|
| 1. 67 (31-36) | at SMU | Dec. 16, 1989 |
| 2. 83 (42-41) | SE Louisiana | Nov. 30, 1983 |
| 3. 85 (35-50) | Denver | Dec. 31, 2012 |
| 85 (43-42) | vs. Oklahoma Baptist | Dec. 29, 1961 |
| 5. 94 (43-51) | ULM | Feb. 27, 1997 |
| 6. 95 (51-44) | UT Pan American | Dec. 19, 1996 |
| 7. 97 (38-59) | vs. Drexel | Nov. 21, 2022 |
| 8. 97 (48-49) | McNeese State | Feb. 12, 1983 |
| 97 (50-47) | at Texas State | Feb. 27, 2003 |
| 10. 98 (51-47) | vs. Alabama State | Dec. 22, 1995 |
| 98 (41-57) | at SE Louisiana | Jan. 8, 2005 |
| 98 (52-46) | at McNeese State | Feb. 10, 2007 |
| 13. 100 (36-64) | at North Texas | Nov. 18, 2021 |
| 100 (48-52) | ULM | Feb. 29, 1992 |
| 15. 102 (47-55) | UT Pan American | Dec. 21, 1959 |
| 16. 103 (56-47) | Lamar | Dec. 11, 2021 |

FEWEST POINTS IN A HALF

| Total (Half) | Opponent | Date |
|--------------|-----------------------|---------------|
| 1. 8 (2nd) | at SMU | Dec. 16, 1989 |
| 2. 12 (1st) | at North Texas | Nov. 18, 2021 |
| 12 (1st) | at Kentucky | Nov. 25, 2014 |
| 4. 13 (2nd) | vs. Drexel | Nov. 21, 2022 |
| 5. 14 (1st) | at Oklahoma State | Nov. 9, 2021 |
| 14 (1st) | Little Rock | Jan. 23, 2016 |
| 7. 15 (1st) | at Toledo | Dec. 29, 1989 |
| 8. 16 (1st) | at Tarleton | Dec. 29, 2022 |
| 9. 17 (1st) | Denver | Dec. 31, 2012 |
| 17 (1st) | at Oklahoma State | Dec. 17, 2012 |
| 17 (1st) | at Nicholls | Jan. 8, 2011 |
| 17 (1st) | at Stephen F. Austin | Jan. 27, 2007 |
| 17 (1st) | at New Mexico | Dec. 29, 2005 |
| 17 (1st) | vs. UNC Greensboro | Nov. 15, 2005 |
| 17 (1st) | at ULM | Jan. 23, 1997 |
| 17 (1st) | at Texas A&M Commerce | Dec. 10, 1962 |
| 17. 18 (2nd) | at Grand Canyon | Jan. 12, 2023 |
| 18 (1st) | Nevada | Nov. 18, 2022 |
| 18 (1st) | at Oklahoma | Dec. 19, 2021 |
| 18 (1st) | Boise State | Jan. 2, 2013 |
| 18 (2nd) | Denver | Dec. 31, 2012 |
| 18 (1st) | New Mexico | Jan. 3, 2005 |
| 18 (1st) | at SE Louisiana | Nov. 30, 1983 |

FEWEST FIELD GOALS MADE

| Total | Opponent | Date |
|-------|----------------------|---------------|
| 1. 10 | Nevada | Nov. 18, 2022 |
| 2. 12 | at North Texas | Nov. 18, 2021 |
| 12 | at SMU | Dec. 16, 1989 |
| 4. 13 | at SE Louisiana | Jan. 8, 2005 |
| 13 | at Stephen F. Austin | Jan. 24, 2004 |
| 13 | Denver | Dec. 31, 2012 |
| 7. 14 | vs. UNC Greensboro | Nov. 15, 2005 |
| 14 | at Memphis | Dec. 4, 1968 |
| 9. 15 | at North Texas | Dec. 23, 2023 |
| 15 | vs. Drexel | Nov. 21, 2022 |
| 15 | at #14 Oregon | Nov. 17, 2019 |
| 15 | at Stephen F. Austin | Feb. 24, 2005 |
| 15 | at TCU | Nov. 22, 2003 |
| 15 | Arkansas State | Jan. 6, 1968 |

FEWEST FIELD GOALS ATTEMPTED

| Total | Opponent | Date |
|-------|--------------------|---------------|
| 1. 29 | at Nicholls | Jan. 8, 2011 |
| 2. 31 | Arkansas State | Jan. 6, 1968 |
| 3. 33 | Midwestern State | Dec. 20, 1967 |
| 4. 35 | at Houston Baptist | Jan. 18, 1982 |

LOWEST FIELD GOAL % (Min. 50 Attempts)

| Pct. (FG-A) | Opponent | Date |
|------------------|--------------------|---------------|
| 1. .179 (10-56) | Nevada | Nov. 18, 2022 |
| 2. .234 (15-64) | at #14 Oregon | Nov. 17, 2019 |
| 3. .235 (12-51) | at Texas State | Jan. 9, 1999 |
| 4. .254 (15-59) | vs. Drexel | Nov. 21, 2022 |
| 5. .255 (14-55) | vs. UNC Greensboro | Nov. 15, 2005 |
| 6. .257 (18-70) | Montana | Dec. 28, 1996 |
| 7. .258 (16-62) | Seattle | Jan. 17, 2013 |
| 8. .265 (18-68) | Louisiana | Jan. 16, 2021 |
| 9. .268 (19-71) | at Gonzaga | Dec. 18, 2018 |
| 10. .270 (17-63) | at Kentucky | Nov. 25, 2014 |
| 11. .274 (17-62) | Sam Houston State | Jan. 11, 1990 |
| 12. .279 (17-61) | vs. McNeese State | Mar. 5, 1997 |

FEWEST FREE THROWS MADE

| Total | Opponent | Date |
|-----------|----------------------|---------------|
| 1. 0 | at Hardin-Simmons | Jan. 9, 1975 |
| 2. 1 | at Oklahoma State | Dec. 19, 2012 |
| 1 | at Centenary | Feb. 5, 1973 |
| 1 | vs. Georgia Southern | Dec. 29, 1972 |
| 5. 2, 12x | Last: vs. Harvard | Dec. 28, 1998 |

FEWEST FREE THROW ATTEMPTS

| Total | Opponent | Date |
|----------|----------------------|---------------|
| 1. 1 | at Hardin-Simmons | Jan. 9, 1975 |
| 2. 2 | McNeese State | Feb. 28, 1977 |
| 2 | at Centenary | Feb. 5, 1973 |
| 4. 4, 9x | Last: at Stony Brook | Dec. 23, 2000 |

LOWEST FREE THROW % (Min. 10 Attempts)

| Pct. (FT-A) | Opponent | Date |
|----------------|--------------------|---------------|
| 1. .182 (2-11) | vs. Alabama State | Dec. 22, 1995 |
| 2. .285 (4-14) | at Lamar | Mar. 5, 1985 |
| 3. .300 (3-10) | at Oklahoma State | Nov. 9, 2021 |
| 4. .357 (5-14) | ULM | Jan. 16, 1999 |
| 357 (5-14) | at Louisiana Tech | Feb. 9, 1981 |
| 6. .360 (9-25) | Northwestern State | Feb. 15, 1990 |
| 7. .364 (4-11) | vs. Drexel | Nov. 21, 2022 |
| .364 (4-11) | at Missouri | Dec. 4, 2018 |

FEWEST REBOUNDS

| No. | Opponent | Date |
|-----------|----------------------|---------------|
| 1. 21 | at Texas | Jan. 3, 2004 |
| 21 | Sam Houston State | Mar. 2, 2000 |
| 21 | vs. Valparaiso | Jan. 10, 1981 |
| 4. 22 | at Nicholls | Jan. 8, 2011 |
| 22 | at Stephen F. Austin | Jan. 27, 2007 |
| 22 | at ULM | Feb. 5, 2004 |
| 22 | at Samford | Nov. 27, 1999 |
| 22 | Louisiana Tech | Feb. 26, 1981 |
| 9. 23, 4x | Last: vs. Miami | Nov. 13, 2005 |



ALL-TIME PROGRAM OVERTIME GAMES

| Date | Opponent | W/L | Score | Date | Opponent | W/L | Score | Date | Opponent | W/L | Score |
|----------|-------------------|-----|--------------|----------|-----------------------|-----|-------------|---|---------------------------|-----|-----------|
| 02-04-64 | Arkansas State | L | 76-82 | 11-29-85 | Tarleton State | W | 81-79 | 02-03-10 | Texas A&M-Corpus Christi | W | 71-66 |
| 02-16-65 | Arkansas State | L | ** 99-100 | 01-03-86 | at Florida Southern | L | 79-81 | 02-16-11 | Stephen F. Austin | W | 66-65 |
| 01-04-66 | at Austin College | W | 70-63 | 01-21-86 | at Hardin-Simmons | L | 75-79 | 02-19-11 | at Southeastern Louisiana | W | 68-66 |
| 01-08-66 | Lamar | L | ** 91-93 | 02-21-87 | at U.S. International | L | 89-94 | 02-26-11 | at Northwestern State | L | 71-78 |
| 02-14-67 | Lamar | W | *** 138-135 | 01-18-88 | UTSA | L | 72-79 | 12-17-11 | at Tulsa | L | 75-80 |
| 01-20-68 | at Texas Tech | L | 83-93 | 01-30-88 | at Texas State | L | 73-75 | 12-21-13 | CSU Bakersfield | W | 79-75 |
| 01-30-68 | at Texas Wesleyan | W | 113-109 | 02-23-88 | Hardin-Simmons | L | 87-88 | 01-09-14 | ULM | W | 83-79 |
| 02-02-70 | West Texas A&M | W | 88-84 | 12-30-89 | vs. UNC Wilmington | L | 64-66 | 02-01-14 | at Georgia State | L | 91-101 |
| 12-11-71 | Hardin-Simmons | W | **** 118-117 | 12-11-92 | vs. Gonzaga | W | ** 95-87 | 03-06-14 | at Troy | W | ** 87-86 |
| 01-10-72 | at Butler | W | 87-82 | 12-11-93 | TAMU-Commerce | W | ** 100-97 | 12-01-15 | at Texas | L | 73-80 |
| 02-26-72 | Lamar | W | 96-92 | 12-29-93 | at Chaminade | L | 91-92 | 01-16-16 | at South Alabama | L | 85-88 |
| 12-23-72 | Hardin-Simmons | W | 81-76 | 11-29-95 | Grambling State | L | 82-86 | 02-18-16 | Louisiana | W | 84-83 |
| 01-18-73 | Centenary | W | 74-72 | 01-15-97 | Texas State | W | 66-63 | 02-10-18 | Texas State | W | 70-68 |
| 02-15-73 | West Texas A&M | W | ** 87-85 | 01-30-97 | McNeese State | W | 69-67 | 12-21-18 | at Cal Poly | W | 75-70 |
| 01-11-75 | at E. New Mexico | L | 69-70 | 02-13-97 | Sam Houston State | L | 75-78 | 2-2-19 | at rv Texas State | W | ** 84-77 |
| 01-10-76 | at Denver | W | 99-97 | 12-28-98 | at Sam Houston State | W | *** 124-123 | 2-23-19 | ULM | W | ** 91-86 |
| 01-12-77 | North Texas | L | 101-105 | 02-06-99 | Stephen F. Austin | W | ** 85-83 | 2-28-20 | Texas State | L | *** 85-87 |
| 02-21-77 | Louisiana Tech | W | 92-90 | 11-22-99 | at Arkansas | L | 95-102 | 1-29-21 | at Arkansas State | L | 75-83 |
| 12-09-77 | at Pepperdine | L | 88-89 | 03-08-00 | Northwestern State# | L | 83-88 | 11-16-21 | Abilene Christian | L | 71-80 |
| 02-04-78 | Louisiana Tech | L | ** 77-79 | 01-27-01 | Sam Houston State | W | 94-86 | 12-30-21 | South Alabama | W | 89-87 |
| 01-12-80 | North Texas | W | ** 99-97 | 02-10-01 | UTSA | W | 86-77 | 1-8-22 | at Georgia Southern | L | 73-74 |
| 01-28-80 | McNeese State | L | ** 97-98 | 03-07-01 | at Sam Houston State# | L | ** 98-103 | 1-15-22 | ULM | L | 55-62 |
| 02-11-80 | at Louisiana | L | 79-86 | 12-20-01 | at SE Louisiana | W | 69-60 | 1-22-22 | at Little Rock | L | *** 96-98 |
| 02-13-80 | at McNeese State | W | 71-69 | 01-02-02 | Oral Roberts | W | 83-77 | 2-12-22 | at Louisiana | W | 80-77 |
| 12-18-80 | Centenary | W | 81-78 | 03-07-03 | ULM | W | ** 85-84 | 2-25-23 | Utah Tech | W | 71-69 |
| 01-31-81 | Lamar | L | 84-89 | 01-22-05 | ULM | W | 80-76 | <div>* Indicates How Many Overtimes If More Than One # Southland Conference Tournament</div> <div>ALL-TIME OVERTIME RECORDS: TOTAL: 92 Games (48-44) 1 OT: 68 Games (35-33) 2 OT: 19 Games (10-9) 3 OT: 4 Games (2-2) 4 OT: 1 Games (1-0)</div> | | | |
| 02-20-82 | at Arkansas State | W | 60-58 | 12-17-05 | at San Diego | W | 94-91 | | | | |
| 01-13-83 | Texas Southern | L | ** 102-104 | 03-07-06 | at Sam Houston State# | L | ** 84-86 | | | | |
| 02-10-83 | at North Texas | L | 98-105 | 11-18-06 | at TCU | L | ** 89-97 | | | | |
| 12-05-83 | Missouri State | W | 63-58 | 01-11-07 | at Nicholls | L | 81-83 | | | | |
| 02-02-84 | ULM | L | 71-74 | 12-17-07 | at TCU | L | 74-77 | | | | |
| 02-09-85 | ULM | W | 75-74 | 01-10-08 | at Central Arkansas | L | 68-70 | | | | |
| | | | | 01-17-09 | at UTSA | W | ** 100-97 | | | | |
| | | | | 11-18-09 | North Texas | L | ** 99-101 | | | | |
| | | | | 01-05-10 | Utah Valley | W | 90-85 | | | | |

PROGRAM MILESTONE VICTORIES

Win 1 – UT Arlington 70, East Central Okla. 57 – 11/24/59

In their first game at the NCAA level, the Mavericks got 27 points from Ed Russell to defeat the Tigers.

Win 50 – UT Arlington 82, Bishop College 78 – 12/30/65

The Mavericks defeated Bishop College in the third-place game of the Cotton Bowl Classic.

Win 100 – UT Arlington 95, South Dakota State 81 – 12/6/71

Mark Burden scored 21 points and pulled down a then-record 17 rebounds. The win propelled UT Arlington to its most-ever victories in the SLC.

Win 150 – UT Arlington 81, Houston Baptist 69 – 12/7/77

The victory ended the longest losing streak in UT Arlington history at 21 games.

Win 200 – UT Arlington 93, Louisiana 83 – 2/21/81

Arguably the best Maverick squad ever, UT Arlington defeats a tough Ragin' Cajun side that propels the team to its first appearance in the NIT.

Win 250 – UT Arlington 74, San Francisco 65 – 12/21/85

UT Arlington defeats the Dons in the consolation game of the Albertsons Classic in Boise, Idaho.

Win 300 – UT Arlington 108, at Nicholls 84 – 1/2/91

Leonard Wilson scores 31 points and program all-time leading scorer Willie Brand adds 22. The victory starts an eight-game winning streak for the Mavs.

Win 350 – UT Arlington 70, North Texas 68 – 1/15/94

Trailing by three points at halftime, the Mavericks rally to defeat the Mean Green. The victory snaps a six-game losing streak.

Win 400 – UT Arlington 87, at Air Force 78 – 12/19/98

The Mavericks scored 52 points in the second half to erase a halftime deficit in Colorado Springs, Colo.

Win 450 – UT Arlington 81, Texas Wesleyan 65 – 11/30/02

The victory is UT Arlington's ninth straight versus the crosstown-rival Rams.

Win 500 – UT Arlington 87, UT Tyler 72 – 12/22/05

Brady Dawkins registers 15 points and seven assists in the victory over the Patriots.

Win 550 – UT Arlington 75, Utah Valley 64 – 1/3/2009

The Mavs end a five-game skid against Utah Valley behind 17 points from Ryan Toolson

Win 600 – UT Arlington 91, Lamar 82 – 1/14/2012

UTA wins its seventh in a row, on the way to a 16-game winning streak and 15-1 SLC record.

Win 650 – UT Arlington 87, Houston Baptist 69 – 12/22/2014

Jamel Outler drained seven 3-point field goals to help the Mavs move to 3-1 on the season with a homecoming victory.

Win 700 – UT Arlington 89, South Alabama 83 – 1/16/2017

The Mavs used a 16-point 2nd-half run then held off the Jaguars in Mobile, Ala.

Win 750 – UT Arlington 67, Georgia Southern 58 – 3/16/2019

UTA closed the Sun Belt Tournament semifinal matchup on a 10-0 run after Georgia Southern took a 58-57 lead with 5 minutes remaining in regulation and advanced to the Sun Belt Tournament Final for the second-straight year.

Win 800 – UT Arlington 75, Oral Roberts 71 – 11/6/2023

Trailing by as much as 11 early in the 2nd half, UTA methodically chipped away and eventually carved open a six-point edge, 65-59, with under 4 minutes remaining. UTA remained in front for the duration – icing the contest with a pair of Dajuan Gordon free throws with under 5 seconds showing.

2023-24 UTA MEN'S BASKETBALL SPEED CHART



AARON CASH
GR | G | 6-6 | 210
San Francisco, CA



PHILLIP RUSSELL
JR | G | 5-10 | 165
St. Louis, MO




MAKAIH WILLIAMS
FR | G | 6-1 | 185
Long Beach, CA



DAJUAN GORDON
GR | G | 6-5 | 195
Chicago, IL




AKILI VINING
GR | G | 6-2 | 185
Fort Worth, TX



BRANDYN TALBOT
JR | G | 6-5 | 181
Toronto, Ontario



DWAYNE KOROMA
R-SO | F | 6-8 | 205
Berlin, Germany



FREDS PAULS BAGATSKIS
SO | F | 6-8 | 180
Riga, Latvia



KADE DOUGLAS
FR | G | 6-2 | 170
Lancaster, TX



SHEMAR WILSON
SR | F | 6-9 | 215
Avondale, AZ



STERLING GASTON-CHAPMAN
JR | G | 6-4 | 218
Wichita, KS



DARRIUS MILES
JR | C | 6-10 | 250
Oak Cliff, TX




FABIO BASILI
SO | G | 6-4 | 175
Orlando, FL



- 2: muh-KIGH
- 3: deja-juan
- 4: uh-KEEL-ee VINE-ing
- 5: brand-IN
- 11: kuh-rome-uh
- 12: fred paul buh-GAT-skis
- 22: shuh-marr
- 23: gas-TUN
- 30: fah-bee-oh buh-silly




KT TURNER
HEAD COACH
1st Season



SEAN STOUT
ASST. COACH




JEREMY POPE
ASST. COACH



KEITH PICKENS
ASST. COACH



CODY SAN MIGUEL
ASST. COACH



DOUG COMPTON
ASST. COACH




MIKE BUHMEYER
STRENGTH COACH



ROYAL MILTON III
TRAINER



DERRICK OBASOHAN
GRAD ASST.



SEAN KOSTECKI
GRAD ASST.



MAX BRANDT
ANALYTICS



JASON MacBAIN
ASSOCIATE AD



RACHAEL MORGAN
ADMIN. ASST.