



# ABILENE CHRISTIAN BASKETBALL

## ACU

### Team Information

Record ..... 6-11, 1-5 WAC  
Last game ..... Jan. 20 at Tarleton State L, 79-71  
Head Coach ..... Brette Tanner  
Career Record / Years ..... 44-39 / 3rd  
ACU Record / Years ..... Same  
Mid-Major Poll ..... N/A  
NET Ranking ..... 258  
Assistant Coaches ..... Cinco Boone, Ted Crass,  
Doug Karleskint, Jon Trilli, Jaylen Franklin,  
Maverick Harris  
Director of Operations ..... Cameron Henderson

## G A M E 18

ACU vs. Texas-Arlington  
Moody Coliseum  
Abilene, Texas  
Saturday, Jan. 20, 2024  
3 p.m.  
ESPN+  
101.7 The Raider FM

## Texas-Arlington

### Team Information

Record ..... 9-9, 4-3 WAC  
Last game ..... Jan. 18 vs UT-RGV W, 91-73  
Head Coach ..... KT Turner  
Career Record / Years ..... 9-9, 1st  
UTA Record / Years ..... same  
NET Ranking ..... 181  
Assistant Coaches ..... Mike Buhmeyer,  
Royal Milton III, Derrick Obasohan, Sean Kostecki

## WILDCATS

6-10  
Overall

1-4  
WAC

| Category        | Overall | NCAA Rank |
|-----------------|---------|-----------|
| Scoring Off.    | 74.8    | 177       |
| Scoring Def.    | 76.4    | 290       |
| FG Percentage   | 43.2    | 261       |
| FG % Defense    | 46.3    | 317       |
| 3-Pt FG Pct.    | 33.8    | 179       |
| 3-Pt. FG % Def. | 33.7    | 214       |
| Free Throw %    | 72.6    | 123       |
| Reb. / Game     | 33.3    | 305       |
| Reb. Margin     | -5.2    | 330       |
| Turnover Margin | 2.8     | 54        |
| Assists/Game    | 13.6    | 165       |
| Steals/Game     | 7.8     | 77        |
| Blocks/Game     | 1.5     | 346       |

## MAVERICKS

9-9  
Overall

4-3  
WAC

| Category        | Overall | NCAA Rank |
|-----------------|---------|-----------|
| Scoring Off.    | 74.6    | 183       |
| Scoring Def.    | 74.3    | 250       |
| FG Percentage   | 43.2    | 262       |
| FG % Defense    | 43.0    | 161       |
| 3-Pt FG Pct.    | 34.6    | 139       |
| 3-Pt. FG % Def. | 37.6    | 339       |
| Free Throw %    | 72.0    | 145       |
| Reb. / Game     | 37.7    | 114       |
| Reb. Margin     | 3.7     | 99        |
| Turnover Margin | -2.9    | 328       |
| Assists/Game    | 16.1    | 40        |
| Steals/Game     | 6.5     | 201       |
| Blocks/Game     | 3.8     | 127       |

## LAST GAME STARTERS



3

### LEONARDO BETTIOL

F • 6-8 • 214 • SO.  
Roncade, Italy • Minnetonka HS

| GP-GS | FG%  | 3-Pt% | FT%  | PPG | RPG | APG |
|-------|------|-------|------|-----|-----|-----|
| 14-6  | .573 | .000  | .703 | 8.6 | 3.4 | 1.0 |

- Scored a season-high 14 points at Arkansas
- Has a string of four consecutive games with 10 or more points
- Averaging 11 points in his three starts this season.
- Second in NJCAA for assists with 231 as a freshman



4

### KAVION MCCLAIN

G • 5-9 • 140 • Jr.  
Memphis, Tenn. • Howard College

| GP-GS | FG%  | 3-Pt% | FT%  | PPG | RPG | APG |
|-------|------|-------|------|-----|-----|-----|
| 17-12 | .473 | .296  | .850 | 6.5 | 1.6 | 3.8 |

- Scored 14 points with 5 assists at Western Kentucky
- Had best-scoring game with 15 vs. NAU
- Seven assists against Howard Payne
- 10 points and six assists in loss at Arkansas
- H Came up with six steals in an overtime win vs. UTRGV



21

### HUNTER JACK MADDEN

G • 6-2 • 190 • Sr.  
Sydney, Australia • Otero JC

| GP-GS | FG%  | 3-Pt% | FT%  | PPG  | RPG | APG |
|-------|------|-------|------|------|-----|-----|
| 17-17 | .387 | .419  | .797 | 12.0 | 3.8 | 2.1 |

- Had his second 20-point game (21) of the season at Western Kentucky.
- Went for 22 points and nine rebounds in a win over San Jose State in the Paradise Jam.
- Twice made 4 three-pointers in a game this season.



23

### AIRION SIMMONS

F • 6-5 • 264 • SR  
Little Rock, Ark. • Parkview Magnet

| GP-GS | FG%  | 3-Pt% | FT%  | PPG  | RPG | APG |
|-------|------|-------|------|------|-----|-----|
| 16-14 | .437 | .271  | .605 | 12.8 | 6.1 | 2.4 |

- Scored 25 points twice in a span of four games.
- Had a double-double at Oklahoma State (11-11)
- Picked up six steals against SFA this season for a career high
- Went for a season-high 20 points on the road at GCU last season.



24

### ALI ABDU DIBBA

G • 6-4 • 185 • Jr.  
Stockholm, Sweden • Chicago State

| GP-GS | FG%  | 3-Pt% | FT%  | PPG  | RPG | APG |
|-------|------|-------|------|------|-----|-----|
| 17-17 | .475 | .346  | .750 | 15.2 | 4.7 | 0.9 |

- Had a career-high 25 points to go with 10 rebounds at Western Kentucky
- Scored 21 points against SFA.
- Scored 15 points in the season-opening win at Oklahoma State

## 2023-24 Schedule

### NOVEMBER

|    |                       |          |
|----|-----------------------|----------|
| 6  | @Oklahoma State       | W, 64-59 |
| 10 | @North Carolina State | L, 84-64 |
| 14 | Prairie View          | L, 79-74 |
| 17 | vs. San Jose State^   | W, 77-71 |
| 19 | vs. Fordham^          | W, 59-45 |
| 20 | vs. Missouri State^   | L, 87-69 |
| 29 | @Texas-Arlington*     | L, 86-71 |

### DECEMBER

|    |                    |              |
|----|--------------------|--------------|
| 2  | Stephen F. Austin* | L, 79-74, OT |
| 6  | Northern Arizona   | L, 76-78     |
| 10 | Howard Payne       | W, 120-69    |
| 17 | Texas-El Paso      | W, 88-82     |
| 21 | @Arkansas          | L, 83-73     |
| 30 | @Western Kentucky  | L, 86-84     |

### JANUARY

|    |                      |              |
|----|----------------------|--------------|
| 6  | UTRGV*               | W, 91-89, OT |
| 11 | @Grand Canyon*       | L, 74-64     |
| 13 | @California Baptist* | L, 68-53     |
| 18 | @Tarleton State*     | L, 79-71     |
| 20 | Texas-Arlington*     | 3 p.m.       |
| 25 | Utah Tech*           | 7 p.m.       |
| 27 | Southern Utah*       | 3 p.m.       |

### FEBRUARY

|    |                     |           |
|----|---------------------|-----------|
| 1  | Tarleton State*     | 7 p.m.    |
| 8  | @Seattle*           | TBA       |
| 10 | @Utah Valley*       | 4 p.m.    |
| 15 | @UTRGV*             | 6:30 p.m. |
| 17 | @Stephen F. Austin* | TBA       |
| 22 | California Baptist* | 7 p.m.    |
| 24 | Grand Canyon*       | 3 p.m.    |
| 29 | @Southern Utah*     | TBA       |

### MARCH

|   |              |        |
|---|--------------|--------|
| 2 | @Utah Tech*  | 8 p.m. |
| 7 | Seattle*     | 7 p.m. |
| 9 | Utah Valley* | 3 p.m. |

\*Western Athletic Conference

^Virgin Islands Paradise Jam

-All game times are listed in central time

## ACU MEDIA RELATIONS

### Ray Fink

Assistant AD for Communications/Creative Services

ACU Box 27916 • Abilene, Texas 79699-7916

405-570-7097 (cell)

ray.fink@acu.edu

Website: www.ACUSports.com

Instagram: acusports

Twitter: ACUSports

Facebook: ACU Sports



# 2023-24 ACU Roster



**#0 · JV Seat**

*Guard*  
6-3, 240, So., 1VL  
Edmond, Okla. / Edmond  
Memorial HS



**#1 · Colby Tanner**

*Guard*  
5-10, 160, So., 1VL  
Abilene, Texas / Wylie HS



**#2 · Yaniel Rivera**

*YAWN-yell (pronounced like Daniel)*  
*Guard*  
6-4, Fr., HS  
Bayamon, Puerto Rico /  
Dade Christian HS



**#3 · Leonardo Bettiol**

*Bet-EE-ohl*  
*Forward*  
6-8, 214, So., 1VL  
Roncade, Italy / Liceo  
Duca degli Abruzzi



**#4 · Kavion McClain**

*KAY-vee-on*  
*Guard*  
5-9, Jr., TR  
Memphis, Tenn. / Howard  
College



**#5 · Cameron Steele**

*Forward*  
6-8, 205, Sr., 3VL  
Excelsior, Minn. / Min-  
netonka HS



**#10 · Nasir DeGruy**

*NAH-see-air DE-grew*  
*Guard*  
6-4, 180, So., TR  
New Orleans, La. / LSU  
Eunice



**#11 · Ma'Shy Hill**

*MAH-shy*  
*Forward*  
6-9, Fr., HS  
Austin Texas / Spire Insti-  
tute Academy



**#13 · Mo Muoneke**

*Mew-oh-neck-eh*  
*Guard*  
6-5, 218, So., 1VL  
Cypress, Texas / Cypress  
Ranch HS



**#21 · Hunter Jack Madden**

*Guard*  
6-2, 190, Jr., TR/1VL  
Sydney, Australia / Otero  
College



**#22 · Aidan Igiehon**

*ee-GYAY-hawn*  
*Forward*  
6-10, 250, Sr., TR  
Dublin, Ireland / Grand  
Canyon / Louisville



**#23 · Airion Simmons**

*Air-EE-on*  
*Forward*  
6-5, 264, Sr., 4VL  
Little Rock, Ark. / Parkview  
Magnet HS



**#24 · Ali Dibba**

*Ah-LEE Dibb-Uh*  
*Guard*  
6-4, 185, Jr., TR/1VL  
Stockholm, Sweden /  
Chicago State



**#25 · Immanuel Allen**

*Guard*  
6-4, 215, Sr., 3VL  
Phoenix / Butler CC



**Brette Tanner**  
Head Coach  
3rd season



**Cinco Boone**  
Assistant Coach  
1st season



**Ted Crass**  
Assistant Coach  
6th season



**Cam Henderson**  
Assistant Coach  
1st season



**Doug Karleskint**  
Assistant Coach  
1st season



**Jon Trilli**  
Assistant Coach  
5th season



**Jaylen Franklin**  
Graduate Assistant



**Maverick Harris**  
Video Coordinator

## Numerical Roster

| #  | Name               | Pos. | Ht.  | Wt. | Cl. | Exp.   | Hometown             | Previous School           |
|----|--------------------|------|------|-----|-----|--------|----------------------|---------------------------|
| 0  | JV Seat            | G    | 6-3  | 240 | So. | 1VL    | Edmond, Okla.        | Edmond Memorial HS        |
| 1  | Colby Tanner       | G    | 5-10 | 160 | So. | 1VL    | Abilene, Texas       | Wylie HS                  |
| 2  | Yaniel Rivera      | G    | 6-4  | 175 | Fr. | HS     | Bayamon, Puerto Rico | Dade Christian HS         |
| 3  | Leonardo Bettiol   | F    | 6-8  | 214 | So. | 1VL    | Roncade, Italy       | Liceo Duca degli Abruzzi  |
| 4  | Kavion McClain     | G    | 5-9  | 160 | Jr. | TR     | Memphis, Tenn.       | Howard College            |
| 5  | Cameron Steele     | F    | 6-8  | 205 | Sr. | 3VL    | Excelsior, Minn.     | Minnetonka HS             |
| 10 | Nasir DeGruy       | G    | 6-4  | 180 | So. | TR     | New Orleans, La.     | LSU Eunice                |
| 11 | Ma'Shy Hill        | F    | 6-9  | 240 | Fr. | HS     | Austin, Texas        | Spire Institute Academy   |
| 13 | Muodubem Muoneke   | G    | 6-5  | 218 | So. | 1VL    | Cypress, Texas       | Cypress Ranch HS          |
| 21 | Hunter Jack Madden | G    | 6-2  | 190 | Sr. | TR/1VL | Sydney, Australia    | Otero JC                  |
| 22 | Aidan Igiehon      | F    | 6-10 | 250 | Sr. | TR     | Dublin, Ireland      | Grand Canyon / Louisville |
| 23 | Airion Simmons     | F    | 6-5  | 264 | Sr. | 4VL    | Little Rock, Ark.    | Parkview Magnet HS        |
| 24 | Ali Abdou Dibba    | G    | 6-4  | 185 | Jr. | 1VL    | Stockholm, Sweden    | Chicago State             |
| 25 | Immanuel Allen     | G    | 6-4  | 215 | Sr. | 3VL    | Phoenix              | Butler Community College  |

## Alphabetical Roster

| #  | Name               | Pos. | Ht.  | Wt. | Cl. | Exp.   | Hometown             | Previous School           |
|----|--------------------|------|------|-----|-----|--------|----------------------|---------------------------|
| 25 | Immanuel Allen     | G    | 6-4  | 215 | Sr. | 3VL    | Phoenix              | Butler Community College  |
| 3  | Leonardo Bettiol   | F    | 6-8  | 214 | So. | 1VL    | Roncade, Italy       | Liceo Duca degli Abruzzi  |
| 10 | Nasir DeGruy       | G    | 6-4  | 180 | So. | TR     | New Orleans, La.     | LSU Eunice                |
| 24 | Ali Abdou Dibba    | G    | 6-4  | 185 | Jr. | 1VL    | Stockholm, Sweden    | Chicago State             |
| 11 | Ma'Shy Hill        | F    | 6-9  | 240 | Fr. | HS     | Austin, Texas        | Spire Institute Academy   |
| 22 | Aidan Igiehon      | F    | 6-10 | 250 | Sr. | TR     | Dublin, Ireland      | Grand Canyon / Louisville |
| 21 | Hunter Jack Madden | G    | 6-2  | 190 | Sr. | TR/1VL | Sydney, Australia    | Otero JC                  |
| 4  | Kavion McClain     | G    | 5-9  | 160 | Jr. | TR     | Memphis, Tenn.       | Howard College            |
| 13 | Muodubem Muoneke   | G    | 6-5  | 218 | So. | 1VL    | Cypress, Texas       | Cypress Ranch HS          |
| 2  | Yaniel Rivera      | G    | 6-4  | 175 | Fr. | HS     | Bayamon, Puerto Rico | Dade Christian HS         |
| 0  | JV Seat            | G    | 6-3  | 240 | So. | 1VL    | Edmond, Okla.        | Edmond Memorial HS        |
| 23 | Airion Simmons     | F    | 6-5  | 264 | Sr. | 4VL    | Little Rock, Ark.    | Parkview Magnet HS        |
| 5  | Cameron Steele     | F    | 6-8  | 205 | Sr. | 3VL    | Excelsior, Minn.     | Minnetonka HS             |
| 1  | Colby Tanner       | G    | 5-10 | 160 | So. | 1VL    | Abilene, Texas       | Wylie HS                  |

## Starters and Lettermen Returning / Lost

### Starters Returning (2)

| No. | Name           | Pos. | Ht. | Wt. | Cl. | Exp. | PPG   | RPG | APG | GP/GS |
|-----|----------------|------|-----|-----|-----|------|-------|-----|-----|-------|
| 23  | Airion Simmons | F    | 6-5 | 264 | Sr. | 4VL  | 10.89 | 2.5 | 1.0 | 25/21 |
| 25  | Immanuel Allen | G    | 6-4 | 215 | Sr. | 3VL  | 9.6   | 3.8 | 2.8 | 29/18 |

### Starters Lost (3)

| No. | Name           | Pos. | Ht. | Wt. | Cl.   | Exp. | PPG | RPG | APG | GP/GS |
|-----|----------------|------|-----|-----|-------|------|-----|-----|-----|-------|
| 11  | Tobias Cameron | G    | 6-5 | 210 | Sr.   | 4VL  | 9.9 | 4.4 | 2.4 | 30/28 |
| 1   | Damien Daniels | G    | 5-7 | 140 | Sr.   | 4VL  | 8.8 | 3.1 | 3.7 | 36/4  |
| 32  | Joe Pleasant   | F    | 6-7 | 220 | R-Sr. | 2VL  | 8.5 | 4.6 | 1.0 | 27/23 |

### Other Lettermen Returning (5)

| No. | Name               | Pos. | Ht.  | Wt. | Cl. | Exp.   | PPG | RPG | APG | GP/GS |
|-----|--------------------|------|------|-----|-----|--------|-----|-----|-----|-------|
| 0   | JV Seat            | G    | 6-3  | 240 | So. | 1VL    | 2.2 | 0.9 | 0.1 | 15/0  |
| 1   | Colby Tanner       | G    | 5-10 | 160 | So. | 1VL    | 0.7 | 0.9 | 0.1 | 12/0  |
| 3   | Leonardo Bettiol   | F    | 6-8  | 214 | So. | 1VL    | 4.4 | 1.1 | 0.2 | 24/0  |
| 5   | Cameron Steele     | F    | 6-8  | 205 | Sr. | 3VL    | 6.0 | 2.4 | 0.5 | 29/6  |
| 13  | Muodubem Muoneke   | G    | 6-5  | 218 | So. | 1VL    | 0.8 | 0.7 | 0.1 | 11/0  |
| 21  | Hunter Jack Madden | G    | 6-2  | 190 | Sr. | TR/1VL | 5.9 | 2.6 | 1.8 | 30/12 |
| 24  | Ali Abdou Dibba    | G    | 6-4  | 185 | Jr. | 1VL    | 9.6 | 3.1 | 0.7 | 30/11 |

## Roster Breakdown

### By Class

|                    |   |      |     |
|--------------------|---|------|-----|
| <u>Seniors (4)</u> |   |      |     |
| Cameron Steele     | F | 6-8  | 205 |
| Hunter Jack Madden | G | 6-2  | 190 |
| Immanuel Allen     | G | 6-4  | 215 |
| Aiden Igiehon      | F | 6-10 | 250 |

### Juniors (3)

|                    |   |     |     |
|--------------------|---|-----|-----|
| Hunter Jack Madden | G | 6-2 | 190 |
| Ali Dibba          | G | 6-4 | 185 |
| Kavion McClain     | G | 5-9 | 160 |

### Sophomores (5)

|                  |   |      |     |
|------------------|---|------|-----|
| Leonardo Bettiol | F | 6-8  | 214 |
| Colby Tanner     | G | 5-10 | 160 |
| Nasir DeGruy     | G | 6-4  | 180 |
| JV Seat          | G | 6-3  | 240 |
| Muodubem Muoneke | G | 6-5  | 218 |

### Freshmen (2)

|               |   |     |     |
|---------------|---|-----|-----|
| Yaniel Rivera | G | 6-4 | 175 |
| Ma'Shy Hill   | F | 6-9 | 240 |

### By Position

#### Guards (9)

|                    |   |      |     |
|--------------------|---|------|-----|
| Reese Miller       | G | 6-3  | 165 |
| Colby Tanner       | G | 5-10 | 160 |
| JV Seat            | G | 6-3  | 240 |
| Hunter Jack Madden | G | 6-2  | 190 |
| Muodubem Muoneke   | G | 6-5  | 218 |
| Ali Dibba          | G | 6-4  | 185 |
| Immanuel Allen     | G | 6-4  | 215 |
| Yaniel Rivera      | G | 6-4  | 175 |
| Kavion McClain     | G | 5-9  | 160 |

#### Forwards (5)

|                  |   |      |     |
|------------------|---|------|-----|
| Leonardo Bettiol | F | 6-8  | 214 |
| Cameron Steele   | F | 6-8  | 205 |
| Airion Simmons   | F | 6-5  | 264 |
| Ma'Shy Hill      | F | 6-9  | 240 |
| Aiden Igiehon    | F | 6-10 | 250 |



## CollegInsider.com Mid-Major Poll

(Through Jan. 15)

| #  | Team              | W-L  | Pts. | Last |
|----|-------------------|------|------|------|
| 1  | Grand Canyon (19) | 16-1 | 754  | 3    |
| 2  | Princeton (8)     | 13-1 | 717  | 4    |
| 3  | Gonzaga (4)       | 11-5 | 714  | 1    |
| 4  | San Francisco     | 14-4 | 624  | 6    |
| 5  | Western Carolina  | 15-2 | 587  | 8    |
| 6  | Appalachian State | 13-4 | 577  | 13   |
| 7  | James Madison     | 15-2 | 572  | 2    |
| 8  | Drake             | 14-3 | 528  | 9    |
| 9  | Indiana State     | 14-3 | 504  | 5    |
| 10 | McNeese           | 14-2 | 500  | 7    |
| 11 | Charleston        | 13-4 | 435  | 10   |
| 12 | Samford           | 15-2 | 431  | 11   |
| 13 | High Point        | 14-4 | 416  | 12   |
| 14 | Akron             | 12-4 | 372  | 15   |
| 15 | Saint Mary's      | 13-6 | 311  | 21   |
| 16 | UC Irvine         | 12-5 | 283  | 19   |
| 17 | CSUN              | 13-4 | 190  | 16   |
| 18 | Western Kentucky  | 13-4 | 171  | 17   |
| 19 | Purdue Fort Wayne | 13-5 | 166  | 14   |
| 20 | UNCW              | 11-5 | 143  | 22   |
| 21 | UNCG              | 12-5 | 124  | 20   |
| 22 | Vermont           | 13-5 | 121  | 24   |
| 23 | Cornell           | 11-3 | 103  | NR   |
| 24 | Drexel            | 12-6 | 83   | NR   |
| 25 | Southern Illinois | 12-5 | 80   | 23   |

OTHERS RECEIVING VOTES: Yale 68, Bradley 60, Santa Clara 58, Liberty 56, Louisiana Tech 44, Troy 31, Winthrop 27, Weber State 26, UC San Diego 22, Oakland 20, Toledo 20, UMass-Lowell 18, Youngstown State 18, Morehead State 16, Bowling Green 15, Norfolk State 12, Quinnipiac 11, Belmont 9, North Carolina Central 8, Northern Iowa 8, Eastern Washington 5, Kennesaw State 5, Missouri State 4, Green Bay 3, Southern 2, St. Thomas-Minnesota 1, Sam Houston 1, Stetson 1.

### AP Top 25

Jan. 14

| #  | Team               | W-L  | PTS   | LW |
|----|--------------------|------|-------|----|
| 1  | UConn (39)         | 15-2 | 1,542 | 4  |
| 2  | Purdue (20)        | 15-2 | 1,506 | 1  |
| 3  | Kansas (3)         | 14-2 | 1,426 | 3  |
| 4  | North Carolina (1) | 13-3 | 1,407 | 7  |
| 5  | Houston            | 14-2 | 1,236 | 2  |
| 6  | Tennessee          | 12-4 | 1,147 | 5  |
| 7  | Duke               | 13-3 | 1,130 | 11 |
| 8  | Kentucky           | 12-3 | 1,123 | 6  |
| 9  | Baylor             | 14-2 | 1,055 | 14 |
| 10 | Memphis            | 15-2 | 987   | 13 |
| 11 | Wisconsin          | 13-3 | 948   | 15 |
| 12 | Arizona            | 12-4 | 918   | 8  |
| 13 | Auburn             | 14-2 | 905   | 16 |
| 14 | Illinois           | 12-4 | 660   | 10 |
| 15 | Oklahoma           | 13-3 | 633   | 9  |
| 16 | Utah State         | 16-1 | 538   | 20 |
| 17 | Marquette          | 11-5 | 516   | 11 |
| 18 | Creighton          | 13-4 | 433   | 22 |
| 19 | TCU                | 13-3 | 293   | NR |
| 20 | BYU                | 13-3 | 270   | 18 |
| 21 | Dayton             | 13-2 | 261   | NR |
| 22 | Ole Miss           | 15-1 | 236   | NR |
| 23 | FAU                | 13-4 | 221   | 24 |
| 24 | Iowa State         | 13-3 | 195   | NR |
| 25 | Texas Tech         | 14-2 | 191   | NR |

Others receiving votes: Dayton 126, Mississippi 125, James Madison 98, Cincinnati 79, Nevada 77, Texas Tech 62, Wake Forest 38, Grand Canyon 35, Seton Hall 34, South Carolina 29, Miami 27, St. John's 18, Iowa St. 16, Colorado 8, NC State 7, Michigan St. 7, Alabama 7, Providence 6, Oregon 4, TCU 3, Northwestern 3, Princeton 2, Utah 2.

## News and Notes

### Look at Us:

- Abilene Christian's attacking offense has paid off in trips to the free throw line this season ACU is 19th in the NCAA with 24.3 free throws attempted per game and 20th with 17.6 free throws made per game. Three Wildcats who have played in every game shoot at or better than 80 percent at the line. Kavion McClain is at 85 percent, followed by Cameron Steele at 84.6 and Nasir DeGruy at 80 percent each.

- ACU is giving itself opportunities with its WAC-leading 2.8 turnover margin. ACU is 25th in the NCAA with 15.65 forced turnovers per game. Kavion McClain leads the WAC in assist/turnover ratio at 1.83 and the Wildcats are second as a team in the WAC at 1.05.

- Ali Abdou Dibba leads the Wildcats in scoring this season at 15.2 points per game, followed by Airion Simmons at 12.8 and Hunter Jack Madden at 12.0.

- Airion Simmons has filled up the stat sheets this season. Along with his 12.8 scoring average and team-leading 6.1 rebounds per game, Simmons averages 2.4 assists and shares the team's steals lead with Kavion McClain at 1.3 per game.

### Cats at Home

- The Wildcats start a four-game home stand on Saturday and are on a three-game home winning streak.

- Saturday's game is just ACU's fourth home game in the last 41 days.

- Ali Abdou Dibba is averaging 16.5 points per home game to lead four double-figure scorers in those six contests. Airion Simmons (12.2), Leonardo Bettiol (11) and Hunter Jack Madden (10.7) are the other three.

- Kavion McClain averages 6.1 assists per home game.

- As a team, ACU averages 87.2 points and forces 17 turnovers per game in Moody Coliseum this season.

### Against the WAC:

- Three Wildcats are averaging 10 or more points in WAC games, led by Ali Abdou Dibba at 16.3. Airion Simmons averages 13.8, followed by Hunter Jack Madden at 12.

- Leonardo Bettiol shoots 56.1 percent from the field against the league but the Wildcats have struggled to a 42.2 percent mark in those six games.

- ACU gets to the free throw line 24 times per WAC game.

### History with Texas-Arlington

- ACU leads the all-time series 22-9.

- Texas-Arlington won earlier this season in Arlington, 86-71. Hunter Jack Madden scored 19 points for ACU, followed by Airion Simmons at 17 and Ali Abdou Dibba at 14. DaJuan Gordon came off the bench for at points and Brandyn Talbot scored 14 with four three-pointers.

### Trending:

- Airion Simmons is averaging 13.3 points, nine rebounds and three assists over the last three games. Ali Abdou Dibba checks in at 16.3 points and 5.7 rebounds. Leonardo Bettiol is getting 14.7 points and Hunter Jack Madden has 12.3 in those three games.

### Looking at Texas-Arlington

- Texas-Arlington is 9-9 overall and 4-3 in the WAC after a 91-73 shelling of UTRGV on Thursday.

- UTA leads the WAC with 16.1 assists per game. Phillip Russell leads the team with 4.7 assists per game.

- The Mavericks average 9.1 three-pointers on 26.2 attempts per game, leading the WAC in both categories.

- Shemar Wilson leads the WAC with 2.1 blocks per game.

- UTA features a nice 1-2 rebounding punch with Shemar Wilson at 8.0 and DaJuan Gordon at 7.5 rebounds per game.

- Phillip Russell, who joined the team after the fall semester, leads Texas-Arlington with 16.5 points per game with Shemar Wilson at 12.7 and DaJuan Gordon at 11.1.

### Down By the Riverside

- ACU fell at California Baptist, 68-53. Airion Simmons had 17 points and 11 rebounds for his second double-double of the season and his first since he went for 11 and 11 in a season-opening win at Oklahoma State.

- Leonardo Bettiol scored 15 points and Hunter Jack Madden put up 13.

### Tough Night at the Canyon

- Abilene Christian competed well but couldn't stop Grand Canyon's stranglehold on the Western Athletic Conference on Thursday, falling 74-64.

- Ali Abdou Dibba led the Wildcats with 20 points with Leonardo Bettiol adding 15 and Airion Simmons contributing 11. Simmons had seven rebounds and Dibba added six for ACU's 30.

- Simmons and Kavion McClain had three assists each and McClain shared the team steals lead at two with Dibba.

### Dramatic Win vs. RGW

- JV Seat grabbed an offensive rebound and scored the go-ahead basket with 1.5 seconds left in overtime to give Abilene Christian its first WAC win of the season - a 91-81 victory over Texas-Rio Grande Valley on Saturday. Seat, who has averaged just over nine minutes in all 14 games this season, is third on the team in offensive rebounds.

- Five Cats scored in double figures, led by Ali Abdou Dibba with 23.





## WAC RESUME SEEDING

|                         |        |
|-------------------------|--------|
| Jan. 16                 |        |
| # TEAM                  | WACpts |
| 1 Grand Canyon          | 5.35   |
| 2 Tarleton St.          | 0.39   |
| 3 Stephen F. Austin     | -0.18  |
| 4 Seattle U             | -0.64  |
| 5 UT Arlington          | -0.75  |
| 6 Utah Valley           | -1.30  |
| 7 Utah Tech             | -1.52  |
| 8 California Baptist    | -1.56  |
| 9 Abilene Christian     | -2.78  |
| 10 Southern Utah        | -4.23  |
| 11 UT Rio Grande Valley | -4.27  |

## News and Notes

### Just Missed it at WKU

- Abilene Christian missed a buzzer-beater and fell 86-84 at Western Kentucky on Dec. 30.
- Ali Abdou Dibba had his first double-double of the season with 25 points and 10 rebounds.
- Hunter Jack Madden scored 21 points.

### Tough at Arkansas

- Leo Bettiol came off the bench for 14 points and a team-leading eight rebounds in an 83-73 loss at Arkansas.
- Ali Abdou Dibba led ACU with 18 points in the game.

### We Top UTEP

- After 14 lead changes and 12 ties, ACU took the lead for good in the last five minutes to beat UTEP, 88-82.
- ACU had a school-record 48 free throw attempts in the game.
- The game pitted ACU and Head Coach Brett Tanner against his best friend and ACU coaching legend Joe Golding.
- Ali Abdou Dibba led ACU with 19 points with Madden getting 18.

### Outside the DI Schedule

- ACU established a new D-I school record with 60 rebounds in a 120-69 win over Howard Payne last week. It was the second 120-point game of the era for the Wildcats. ACU had 32 assists in the game.
- Muodubem Muoneke had a career-best 19 points. Ali Abdou Dibba had 17 points, Aidon Igiehon had a career-best 15 points, Airion Simmons scored 11 and Leonardo Bettiol added 10.

### Heartbreak at the Horn

- Diego Campisano sank a no-look shot from under the basket as time expired and Northern Arizona escaped Moody Coliseum with a 78-76 win over Abilene Christian in December.
- Airion Simmons finished that game with 25 points.

### Big D in OT Loss

- ACU lost to Stephen F. Austin in overtime on Saturday, 79-74.
- ACU played one of its better defensive games, forcing 29 turnovers.
- Airion Simmons came up with six steals, falling one shy of tying a school Division I-era record.
- Ali Abdou Dibba scored a team-high 21 points and was eight for nine from the free throw line.

### Pre-Holiday Trip

- Hunter Jack Madden and Ali Abdou Dibba were both selected to the All-Tournament team for the Paradise Jam after the Wildcats reached the tournament finals.
- ACU lost to Missouri State in the finals of the

Paradise Jam on Monday in a WAC-MVC championship rematch. Drake beat Tarleton State in the finals last year. Airion Simmons had 25 points in the game.

- Abilene Christian advanced to the finals of the Paradise Jam with a 59-45 win over Fordham on Nov. 19. ACU scored the first 12 points of the game and never trailed.

- Abilene Christian opened the Paradise Jam with a 77-71 win over San Jose State in the first meeting between the teams. ACU rallied from down 10 points at the half. Abilene Christian took a late lead to defeat San Jose State on Nov. 17, getting a basket from Ali Abdou Dibba with 45 seconds left. The Cats then forced a turnover and two missed three-pointers while Dibba and Hunter Jack Madden canned two free throws each to hold the lead.

### Free Throw Loss

- Abilene Christian's home loss on Nov. 13 saw Prairie View go an incredible 33 for 34 at the free throw line for 97 percent. ACU shot a nice 79 percent itself, hitting 23 of 29 attempts.
- Head Coach Brette Tanner attributed the loss to the Panthers being more aggressive on offense. "I just thought we settled," Tanner said after the game. "We didn't play physical. We were not the most aggressive team and that's the message tonight."

### Big Win at Oklahoma State

- Abilene Christian got its first win over Oklahoma State since the 1960s and it was the first home season-opening loss for the Cowboys since 1954.
- ACU had three scorers in double figures in the first game, led by Ali Abdou Dibba with 15.
- Airion Simmons had a double-double with 11 points and 11 rebounds and also led the Wildcats with four assists with only one turnover.

### WAC Emerging Leaders

- Hunter Jack Madden of ACU men's basketball and 21 student-athletes from other WAC member institutions that are non-WAC Student-Athlete Advisory Committee (SAAC) representatives were selected to the initial roster of conference emerging leaders.

### First Facts

- ACU was 13-17 a year ago and finished with a 7-11 conference mark. The Wildcats made the Western Athletic Conference Tournament last season, but this season that postseason field narrows to the top eight teams in Las Vegas next March. The league coaches have ACU making that trip, ranking them fifth in the preseason poll.

## ACU When They..

|   |      |
|---|------|
| Play at home.....                         | 3-3  |
| Play on the road.....                     | 1-7  |
| Play at a neutral site.....               | 2-1  |
| Lead at the half.....                     | 4-4  |
| Trail at the half.....                    | 2-7  |
| Game tied at the half.....                | 0-0  |
| Lead with 2:00 left in regulation.....    | 6-1  |
| Trail with 2:00 left in regulation.....   | 0-8  |
| Tied with 2:00 left in regulation.....    | 0-2  |
| Shoot 50% or better.....                  | 3-0  |
| Shoot less than 50%.....                  | 3-11 |
| Opponent shoots 50% or better.....        | 2-5  |
| Shoot better than opponent.....           | 5-1  |
| Shoot worse than opponent.....            | 1-10 |
| Make more FT than opponent.....           | 3-3  |
| Make equal or less FT.....                | 3-8  |
| Outrebound opponent.....                  | 2-0  |
| Is outrebounded.....                      | 2-10 |
| Commit more TO's than opponent.....       | 2-1  |
| Commit equal or less TO's than opp.....   | 4-10 |
| Score more or equal bench points.....     | 3-3  |
| Score less bench points.....              | 3-8  |
| Play a nationally ranked team.....        | 0-0  |
| Play on national/regional television..... | 0-0  |
| Play on Friday, Saturday, Sunday.....     | 5-3  |
| Play on weeknight.....                    | 1-8  |
| Margin is 5 points or fewer.....          | 2-4  |
| Margin is between 6 and 10.....           | 2-3  |
| Margin is between 11 and 20.....          | 1-4  |
| Margin is between 21 and 29.....          | 0-0  |
| Margin is between 30 and 40.....          | 0-0  |
| Margin is more than 40.....               | 1-0  |
| Score 59 points or fewer.....             | 1-1  |
| Score between 60 and 69.....              | 1-2  |
| Score between 70 and 79.....              | 1-6  |
| Score between 80 and 89.....              | 1-1  |
| Score 90 points or more.....              | 2-0  |
| Hold opponent to 40 points or less.....   | 0-0  |
| Hold opponent to 41-49 points.....        | 1-0  |
| Hold opponent to 50-59 points.....        | 1-1  |
| Hold opponent to 60-69 points.....        | 1-1  |
| Opponent score 70 or more.....            | 3-10 |

## Wildcats by the Numbers

|                                     | Season | Career |
|-------------------------------------|--------|--------|
| <b>Games in Double Figures</b>      |        |        |
| Ali Dibba.....                      | 14     | 30     |
| Airion Simmons.....                 | 12     | 56     |
| Hunter Jack Madden.....             | 9      | 18     |
| Leonardo Bettiol.....               | 7      | 10     |
| Kavion McClain.....                 | 5      | 5      |
| Immanuel Allen.....                 | 3      | 29     |
| Cameron Steele.....                 | 1      | 27     |
| Muodubem Muoneke.....               | 1      | 1      |
| Aidan Igiehon.....                  | 1      | 1      |
| JV Seat.....                        | 0      | 2      |
| <b>Games with 30+ Points</b>        |        |        |
| Airion Simmons.....                 | 0      | 1      |
| <b>Games with 20+ Points</b>        |        |        |
| Ali Dibba.....                      | 4      | 5      |
| Airion Simmons.....                 | 2      | 6      |
| Hunter Jack Madden.....             | 2      | 2      |
| Cameron Steele.....                 | 0      | 2      |
| Immanuel Allen.....                 | 0      | 1      |
| <b>Games with 20+ Rebounds</b>      |        |        |
| <b>Games with 10+ Rebounds</b>      |        |        |
| Airion Simmons.....                 | 2      | 7      |
| Ali Dibba.....                      | 1      | 1      |
| Cameron Steele.....                 | 0      | 1      |
| <b>Games with 5+ Assists</b>        |        |        |
| Kavion McClain.....                 | 7      | 7      |
| Hunter Jack Madden.....             | 1      | 3      |
| Cameron Steele.....                 | 1      | 3      |
| Airion Simmons.....                 | 1      | 5      |
| <b>Games with 5+ Steals</b>         |        |        |
| Airion Simmons.....                 | 1      | 3      |
| Kavion McClain.....                 | 1      | 1      |
| <b>Games with 3+ Blocked Shots</b>  |        |        |
| Airion Simmons.....                 | 0      | 3      |
| Cameron Steele.....                 | 0      | 2      |
| Immanuel Allen.....                 | 0      | 1      |
| <b>Games with 3+ Three Pointers</b> |        |        |
| Hunter Jack Madden.....             | 3      | 4      |
| Airion Simmons.....                 | 1      | 15     |
| Cameron Steele.....                 | 0      | 10     |
| Immanuel Allen.....                 | 1      | 4      |
| <b>Games with 5 Fouls</b>           |        |        |
| Leonardo Bettiol.....               | 4      | 4      |
| Ali Dibba.....                      | 2      | 2      |
| Immanuel Allen.....                 | 2      | 8      |
| Airion Simmons.....                 | 2      | 2      |
| Kavion McClain.....                 | 1      | 1      |
| Hunter Jack Madden.....             | 0      | 1      |
| <b>Double Doubles</b>               |        |        |
| Airion Simmons.....                 | 2      | 5      |
| Ali Dibba.....                      | 1      | 1      |

## Quick Facts

### ACU MEN'S BASKETBALL

**President:** Dr. Phil Schubert (ACU, '91)

**Location:** Abilene, Texas

**Population:** 120,000

**Founded:** 1906

**Joined WAC:** 2021

**Enrollment:** 4,910

**Nickname:** Wildcats

**Colors:** Purple and White

**Faculty Athletics Representative**

Dr. Vic McCracken

**Director of Athletics**

Zack Lassiter (Willamette, '98)

**Deputy Director of Athletics/ Chief Operating Officer**

Dr. Paul Weir (York, '04)

**Assistant AD for Communications/Creative Services**

Ray Fink (Oklahoma Baptist, '85)

**Associate Athletic Trainer**

Maya Natori (Missouri Valley, '13)

## Men's Basketball History

**First Year of Basketball:** 1919

**First Year of WAC Basketball:** 2021-22

**All-Time Record, Years:** 1,277-1,2036 (103rd season)

**All-Time WAC Record, Years:** 25-29, 3rd season

**Southland Championships, Last:** 3, 1967-68

**Southland Tournament Championships, Last:** 2, 2020-21

**WAC Championships, Last:**

**WAC Tournament Championships, Last:**

**NCAA I Playoff Appearances, Last:** 2, 2020-21

## Coaching Staff

**Head Coach:** Brette Tanner

**Alma Mater, Year:** Emporia State, 1998

**Record at School:** 38-28, 3rd season

**Career Record:** Same

**WAC Conference Record:** 18-18, 2nd season

**Basketball Office Phone:** 325-674-2323

## Assistant Coaches

**Assistant Coach**

Cinco Boone (Eastern New Mexico, '05)

First season at ACU

**Assistant Coach**

Ted Crass (Arkansas State, '13)

Fifth season at ACU

**Assistant Coach**

Doug Karleskint (MidAmerica Nazarene, '03)

Fifth season at ACU

**Assistant Coach**

Jon Trilli (Midwestern State, '15)

Fifth season at ACU

**Director of Operations**

Cameron Henderson (Montana State, '11)

First season at ACU

**Graduate Assistant Coach**

Jaylen Franklin (Abilene Christian, '19)

First season at ACU

**Video Coordinator**

Maverick Harris (Hardin-Simmons, '18)

First season at ACU



## Head Coach Brette Tanner

The 2023-24 campaign will be Brette Tanner's third season as the Wildcats' head coach after being named the 17th head coach in program history on April 14, 2021.

Tanner earned the job after serving as ACU's associate head coach for the prior eight seasons under Joe Golding.

In his first season as the Wildcats' head coach (2021-22), Tanner put together one of NCAA basketball's most impressive debut seasons, leading the Wildcats to a 25-11 record. Tanner directed his undersized squad on a run through the Western Athletic Conference Postseason Tournament, knocking off No. 7 seed Utah Valley, No. 3 seed Stephen F. Austin, and No. 2 seed Seattle to reach the finals, where they lost to top-seeded New Mexico State, 66-52.

That run – along with impressive regular-season wins over Drexel, Cal State-Bakersfield, and winning streaks of 11 and six games – was enough to propel ACU into a postseason tournament for the fourth straight season as the Wildcats earned an invitation to the College Basketball Invitational. Their run continued, as Tanner's Wildcats beat No. 11 seed Troy in the first round and then beat No. 3 Ohio in the quarterfinals before falling to No. 2 seed Middle Tennessee State in the semifinals.

Tanner – the man behind the Wildcats' suffocating defenses that led the program to back-to-back Southland Conference titles and a win over Texas in the 2021 NCAA Tournament – put that same style of defense on the floor as the head coach. ACU led the nation in turnovers forced (755), turnovers forced per game (21.0), and turnover margin (+8.4) in 2021-22 and was second in steals (391) and steals per game (10.9).

The only coach in ACU men's basketball history to post a 20-win campaign in his first season as the head coach, Tanner was one of 15 national finalists for the Joe B. Hall Award, presented annually to the top first-year head coach in NCAA Division I college basketball.

Tanner was the associate head coach in 2020-21 – the greatest season in ACU men's basketball history, and arguably ACU team sports history. The Wildcats went 21-4 in the regular season, stormed through the Southland Conference Postseason Tournament, beating Lamar in the semifinals (93-71) and destroying No. 1 seed Nicholls by the score of 79-45 in the championship game to secure the program's second straight conference tournament championship and bid to the NCAA Tournament.

One week after winning the conference title, the Wildcats — playing in the tournament as the No. 14 seed in the East Region – pulled off the greatest team win in ACU Athletics history with a 53-52 win over No. 3 seed Texas in Indianapolis. The game was Tanner's masterpiece as the architect of ACU's defense. The Wildcats forced the Longhorns into 23 turnovers, finished with 11 steals, scored 23 points off the turnovers, and didn't allow a single second-chance point.

Under Tanner's direction, the ACU defense in 2020-21 was at its best, leading the nation in turnovers forced per game (19.93) and turnover margin per game (+6.3) in 2020-21. The defense was also ranked second in steals per game (9.7) and fifth in scoring defense (60.4 points per game).

Before ACU, Tanner was the top assistant at Stephen F. Austin, where he helped the program to an overall mark of 153-65, three regular-season Southland Championships, and three title game appearances from 2006-13. Before that, he served as an assistant coach at South Plains College from 2004-06, following a four-year stretch as head coach at Fort Scott (Kansas) Community College (2000-04).

Before becoming the head coach at FSCC, Tanner was the assistant coach for two seasons and worked for current Ole Miss head coach Chris Beard.

Before beginning his coaching career, Tanner played for Allen County (Kan.) Community College for two years, earning his associate of science degree. Following his stint at ACCC, he transferred to Emporia State (Kan.) University. He earned his bachelor's degree while playing for head coach Ron Slaymaker there.

Tanner completed his education at Pittsburg State University (Kan.), earning his Master's in Kinesiology.

Tanner and his wife, Lindsey, have two sons, Colby, who currently plays for the Wildcats, and Carson, who is a student assistant for the program.

## The Tanner File

**Born:** Nov. 7, 1975

**Hometown:** Rose Hill, Kan.

**Family:** Wife, Lindsey; two sons, Colby and Carson

**Degrees:** Bachelor of Science (Emporia State, '98), Master's of Kinesiology (Pittsburg State)

### Playing Experience:

- Allen County Community College (2 years)
- Emporia State (Kan.) (2 years)

**ACU Record:** 38-28 (3rd season)

**Career Record:** 38-28 (3rd season)

### Coaching Experience

|                |                        |                        |
|----------------|------------------------|------------------------|
| 1999-2000..... | Assistant Coach.....   | Fort Scott (Kan.) C.C. |
| 2000-01.....   | Head Coach.....        | Fort Scott (Kan.) C.C. |
| 2001-02.....   | Head Coach.....        | Fort Scott (Kan.) C.C. |
| 2002-03.....   | Head Coach.....        | Fort Scott (Kan.) C.C. |
| 2003-04.....   | Head Coach.....        | Fort Scott (Kan.) C.C. |
| 2004-05.....   | Assistant Coach.....   | South Plains College   |
| 2005-06.....   | Assistant Coach.....   | South Plains College   |
| 2006-07.....   | Assistant Coach.....   | SFA                    |
| 2007-08.....   | Assistant Coach.....   | SFA                    |
| 2008-09.....   | Assistant Coach.....   | SFA                    |
| 2009-10.....   | Assistant Coach.....   | SFA                    |
| 2010-11.....   | Assistant Coach.....   | SFA                    |
| 2011-12.....   | Assistant Coach.....   | SFA                    |
| 2012-13.....   | Assistant Coach.....   | SFA                    |
| 2013-14.....   | Assistant Coach.....   | Abilene Christian      |
| 2014-15.....   | Assistant Coach.....   | Abilene Christian      |
| 2015-16.....   | Assoc. Head Coach..... | Abilene Christian      |
| 2016-17.....   | Assoc. Head Coach..... | Abilene Christian      |
| 2017-18.....   | Assoc. Head Coach..... | Abilene Christian      |
| 2018-19.....   | Assoc. Head Coach..... | Abilene Christian      |
| 2019-20.....   | Assoc. Head Coach..... | Abilene Christian      |
| 2020-21.....   | Assoc. Head Coach..... | Abilene Christian      |
| 2021-22.....   | Head Coach.....        | Abilene Christian      |
| 2022-23.....   | Head Coach.....        | Abilene Christian      |
| 2023-24.....   | Head Coach.....        | Abilene Christian      |



## Around the WAC

| Standings          | Conference Record<br>W-L | Pct.  | Overall Record<br>W-L | Pct. | L10  | Streak |
|--------------------|--------------------------|-------|-----------------------|------|------|--------|
| Grand Canyon       | 7-0                      | 1.000 | 17-1                  | .944 | 10-0 | W14    |
| Stephen F. Austin  | 5-2                      | .714  | 12-6                  | .667 | 7-3  | W2     |
| Tarleton State     | 4-2                      | .667  | 11-6                  | .647 | 6-4  | W1     |
| UT Arlington       | 4-3                      | .571  | 9-9                   | .500 | 5-5  | W3     |
| California Baptist | 3-3                      | .500  | 10-7                  | .588 | 4-6  | W2     |
| Utah Tech          | 3-3                      | .500  | 7-10                  | .412 | 3-7  | L1     |
| Seattle U          | 3-4                      | .429  | 10-8                  | .556 | 5-5  | L3     |
| Utah Valley        | 3-4                      | .429  | 8-10                  | .444 | 3-7  | L3     |
| UTRGV              | 2-5                      | .286  | 6-12                  | .333 | 4-6  | L1     |
| Abilene Christian  | 1-5                      | .167  | 6-11                  | .353 | 3-7  | L3     |
| Southern Utah      | 1-5                      | .167  | 6-11                  | .353 | 4-6  | W1     |


### 2023-24 Statistical Leaders

| TEAM LEADERS                   | CONFERENCE LEADERS                   |
|--------------------------------|--------------------------------------|
| Points: Ali Dibba, 15.2        | Points: Tyon Grant-Foster, GCU, 19.9 |
| Rebounds: Airion Simmons, 6.1  | Rebounds: Hunter Goodrick, CBU, 9.3  |
| Assists: Kavion McClain, 3.8   | Assists: Alex Schumacher, SU, 4.8    |
| Steals: Kavion McClain, 1.3    | Steals: Elijah Elliott, UTRGV, 2.0   |
| Blocks: Cameron Steele, 0.5    | Blocks: Shemar Wilson, UTA, 2.1      |
| FG%: Leonardo Bettiol, 57.3    | FG%: Parsa Fallah, SUU, 58.2         |
| 3-pt FG%: Cameron Steele, 44.4 | 3-pt FG%: Cameron Tyson, SU, 37.1    |

### WAC Players of the Week

11/13 - DaJuan Gordon, Texas-Arlington  
 11/20 - Shemar Wilson, Texas-Arlington  
 11/27 - Jakorie Smith, Tarleton State  
 12/4 - Tyon Grant-Foster, Grand Canyon  
 12/11 - Gabe McGlothlan, Grand Canyon  
 12/18 - Gabe McGlothlan, Grand Canyon  
 12/26 - Cameron Tyson, Seattle  
 1/2 - KiAndre Gaddy, Tarleton State  
 1/9 - Gabe McGlothlan, Grand Canyon  
 1/16 - Tyon Grant-Foster, Grand Canyon

### Last Time Out: Texans Send Cats to Third Consecutive Loss



Official Basketball Box Score - Final
Abilene Christian at Tarleton St.
01/18/24 Wisdom Gymnasium, Stephenville
2023-24 Men's Basketball

Game Time: 7:00 PM  
Game Duration: 1:51  
Attendance: 2,104

Abilene Christian - 71
Record: 6-11 (1-5)

Officials: James Schipper, Chance Moore, Tommy Johnson

| NO.    | Name               | Min     | FG<br>M-A | 3P<br>M-A | FT<br>M-A | Rebounds<br>OR DR TOT | Fouls<br>PF FD | TP | AS | TO | ST | Blocks<br>BS BA | +/- |
|--------|--------------------|---------|-----------|-----------|-----------|-----------------------|----------------|----|----|----|----|-----------------|-----|
| 3      | Leonardo Bettiol   | F 20:11 | 1-2       | 0-0       | 0-0       | 0 4 4                 | 4 1 2          | 1  | 1  | 0  | 0  | 0               | 0   |
| 23     | Airion Simmons     | F 26:59 | 5-10      | 2-4       | 2-3       | 2 1 3                 | 5 4 14         | 3  | 1  | 1  | 1  | 0               | 0   |
| 4      | Kavion McClain     | G 29:48 | 5-9       | 2-3       | 0-0       | 0 0 0                 | 1 0 1          | 12 | 3  | 3  | 1  | 0               | -12 |
| 21     | Hunter Jack Madden | G 39:03 | 3-12      | 2-6       | 3-4       | 0 4 4                 | 2 8 11         | 3  | 1  | 3  | 1  | 0               | 0   |
| 24     | Ali Abdou Dibba    | G 36:44 | 4-14      | 1-1       | 5-6       | 2 6 8                 | 3 3 14         | 1  | 3  | 0  | 0  | 0               | -5  |
| 22     | Aidan Ighehon      | 4-7     | 1-1       | 2-2       | 2 3 5     | 4 1 11                | 0 0 1          | 1  | 2  | 0  | 0  | 0               | -10 |
| 10     | Nasir DeGruy       | 11:49   | 0-2       | 0-0       | 0-0       | 2 1 3                 | 1 0 0          | 2  | 0  | 0  | 0  | 0               | 7   |
| 0      | JV Seat            | 07:14   | 1-4       | 1-3       | 2-2       | 0 0 3                 | 1 1 5          | 0  | 0  | 0  | 0  | 0               | -5  |
| 13     | Muodubem Muoneke   | 03:23   | 1-1       | 0-0       | 0-0       | 0 0 0                 | 0 0 2          | 0  | 0  | 0  | 0  | 0               | -2  |
| Team   |                    |         |           |           |           | 3 0 3                 |                | 0  | 0  |    |    |                 |     |
| Totals |                    |         | 24-61     | 9-18      | 14-17     | 11 22 33              | 21 18 71       | 13 | 9  | 6  | 3  | 5               | -8  |

Technical Fouls: Simmons 2<sup>nd</sup> 7:44 Simmons 2<sup>nd</sup> 6:28

Tarleton St. - 79
Record: 11-6 (4-2)

| NO.    | Name               | Min     | FG<br>M-A | 3P<br>M-A | FT<br>M-A | Rebounds<br>OR DR TOT | Fouls<br>PF FD | TP | AS | TO | ST | Blocks<br>BS BA | +/- |
|--------|--------------------|---------|-----------|-----------|-----------|-----------------------|----------------|----|----|----|----|-----------------|-----|
| 5      | KiAndre Gaddy      | F 27:44 | 7-11      | 0-0       | 1-4       | 3 1 4                 | 5 5 15         | 0  | 0  | 0  | 2  | 0               | 3   |
| 6      | Jakorie Smith      | F 29:41 | 9-15      | 4-8       | 3-6       | 2 3 5                 | 3 4 25         | 1  | 0  | 0  | 0  | 1               | 7   |
| 9      | Emmanuel Innocenti | F 33:41 | 0-5       | 0-0       | 0-0       | 1 8 9                 | 4 0 0          | 3  | 1  | 0  | 0  | 0               | 9   |
| 4      | Lue Williams       | G 30:46 | 5-10      | 0-3       | 5-8       | 1 5 6                 | 1 6 15         | 2  | 0  | 1  | 0  | 1               | 6   |
| 13     | Devon Barnes       | G 18:32 | 2-4       | 1-2       | 0-0       | 0 2 2                 | 3 1 5          | 1  | 1  | 3  | 0  | 0               | 7   |
| 1      | Miles Lewis        | 23:44   | 3-6       | 1-1       | 0-0       | 0 2 2                 | 0 0 7          | 4  | 3  | 0  | 1  | 0               | 9   |
| 2      | Traivar Jackson    | 19:29   | 4-5       | 0-0       | 0-0       | 2 3 5                 | 2 0 8          | 1  | 0  | 0  | 2  | 1               | 4   |
| 10     | Adam Moussa        | 14:11   | 0-1       | 0-1       | 4-4       | 0 2 2                 | 1 2 4          | 4  | 3  | 1  | 0  | 0               | -3  |
| 23     | Dario Domingos     | 02:12   | 0-0       | 0-0       | 0-2       | 1 0 1                 | 0 1 0          | 0  | 0  | 0  | 0  | 0               | -2  |
| Team   |                    |         |           |           |           | 0 1 1                 |                | 0  | 0  |    |    |                 |     |
| Totals |                    |         | 30-57     | 6-15      | 13-24     | 10 27 37              | 19 19 79       | 16 | 9  | 5  | 5  | 3               | 8   |

Technical Fouls: Gaddy 2<sup>nd</sup> 7:44

| Biggest lead     | ACU                       |       | TSU                        | Points from Turnovers | ACU | TSU | Period by Period Scoring |    |    |
|------------------|---------------------------|-------|----------------------------|-----------------------|-----|-----|--------------------------|----|----|
|                  | 1st                       | 2nd   | TOT                        |                       |     |     |                          |    |    |
| Best Scoring Run | 5 (1 <sup>st</sup> 19:01) |       | 15 (2 <sup>nd</sup> 16:18) | 28                    | 36  | ACU | 30                       | 41 | 71 |
| Lead Changes     | 8 (2 <sup>nd</sup> 13:30) |       | 10 (1 <sup>st</sup> 16:00) | 12                    | 13  | TSU | 40                       | 39 | 79 |
| Times Tied       | 3                         |       |                            | 9                     | 11  |     |                          |    |    |
| Time with Lead   | 04:14                     | 34:22 |                            | 18                    | 19  |     |                          |    |    |

**STEPHENVILLE** – Abilene Christian got five players in double figures but couldn't overcome a 10-point halftime deficit in a 79-71 loss at Tarleton State on Thursday.

Ali Abdou Dibba and Airion Simmons had 14 points each, Kavion McClain added 12 and Hunter Jack Madden and Aidan Ighehon scored 11 each for the Cats.

After going down 40-30 at the half, ACU was able to get within four points on three occasions with under a minute to go.

Ighehon scored five points and McClain added a three-pointer in a 7-0 ACU run to make it a 70-66 game with 1:44 remaining. TSU got back out to a 73-66 lead but JV Seat hit a three-pointer with 54 seconds to go. Dibba made it a 75-71 contest at the free throw line with 24 seconds left but that was the end of the offense for the Cats.

Dibba had eight rebounds to lead the Wildcats on the boards. The team shot 82 percent from the free-throw line (14-17) on the night.

ACU returns to Moody Coliseum after three games away when they host Texas-Arlington at 3 p.m. on Saturday to begin a four-game home stand.

# 2023-24 ACU Stats



## 2023-24 Abilene Christian Men's Basketball Combined Team Statistics All games

Page 1/1  
as of Jan 19, 2024

### Game Records

| Record         | Overall | Home | Away | Neutral |
|----------------|---------|------|------|---------|
| ALL GAMES      | 6-11    | 3-3  | 1-7  | 2-1     |
| CONFERENCE     | 1-5     | 1-1  | 0-4  | 0-0     |
| NON-CONFERENCE | 5-6     | 2-2  | 1-3  | 2-1     |

### Score by Periods

| Team              | 1st | 2nd | OT | TOT  |
|-------------------|-----|-----|----|------|
| Abilene Christian | 604 | 649 | 19 | 1272 |
| Opponents         | 617 | 659 | 22 | 1298 |

### Team Box Score

| No.       | Player              | GP-GS | MIN    | AVG  | Total    |      | 3-Point  |      | F-Throw |       | Rebounds |     |     |      | PF  | DQ | A   | TO  | BLK | STL | PTS  | AVG  |
|-----------|---------------------|-------|--------|------|----------|------|----------|------|---------|-------|----------|-----|-----|------|-----|----|-----|-----|-----|-----|------|------|
|           |                     |       |        |      | FG-FGA   | FG%  | 3FG-3FGA | 3FG% | FT-FTA  | FT%   | OFF      | DEF | TOT | AVG  |     |    |     |     |     |     |      |      |
| 24        | DIBBA, Ali Abdou    | 17-17 | 504:27 | 29.7 | 96-202   | .475 | 9-26     | .346 | 57-76   | .750  | 16       | 65  | 81  | 4.8  | 36  | 2  | 16  | 41  | 3   | 19  | 258  | 15.2 |
| 23        | SIMMONS, Airion     | 16-14 | 403:17 | 25.2 | 73-167   | .437 | 13-48    | .271 | 46-76   | .605  | 25       | 72  | 97  | 6.1  | 51  | 2  | 38  | 28  | 7   | 21  | 205  | 12.8 |
| 21        | MADDEN, Hunter Jack | 17-17 | 549:05 | 32.3 | 55-142   | .387 | 31-74    | .419 | 63-79   | .797  | 12       | 52  | 64  | 3.8  | 31  | 0  | 36  | 23  | 0   | 18  | 204  | 12.0 |
| 3         | BETTIOL, Leonardo   | 14-6  | 254:20 | 18.2 | 47-82    | .573 | 0-0      | .000 | 26-37   | .703  | 17       | 31  | 48  | 3.4  | 48  | 4  | 14  | 17  | 3   | 4   | 120  | 8.6  |
| 4         | MCCLAIN, Kavion     | 17-13 | 449:38 | 26.4 | 43-91    | .473 | 8-27     | .296 | 17-20   | .850  | 3        | 24  | 27  | 1.6  | 32  | 1  | 64  | 35  | 1   | 22  | 111  | 6.5  |
| 25        | ALLEN, Immanuel     | 13-0  | 216:22 | 16.6 | 21-66    | .318 | 6-27     | .222 | 26-35   | .743  | 8        | 19  | 27  | 2.1  | 31  | 2  | 9   | 12  | 0   | 16  | 74   | 5.7  |
| 5         | STEELE, Cameron     | 16-13 | 367:39 | 23.0 | 30-81    | .370 | 16-36    | .444 | 11-13   | .846  | 10       | 33  | 43  | 2.7  | 22  | 0  | 18  | 11  | 8   | 16  | 87   | 5.4  |
| 22        | IGIEHON, Aidan      | 17-1  | 186:42 | 11.0 | 21-56    | .375 | 1-5      | .200 | 16-20   | .800  | 14       | 30  | 44  | 2.6  | 30  | 0  | 4   | 16  | 3   | 4   | 59   | 3.5  |
| 10        | DEGRUY, Nasir       | 17-4  | 229:08 | 13.5 | 18-49    | .367 | 0-7      | .000 | 16-20   | .800  | 7        | 28  | 35  | 2.1  | 20  | 0  | 19  | 12  | 1   | 5   | 52   | 3.1  |
| 0         | SEAT, JV            | 17-0  | 143:54 | 8.5  | 15-42    | .357 | 6-17     | .353 | 13-20   | .650  | 14       | 15  | 29  | 1.7  | 26  | 0  | 5   | 8   | 0   | 5   | 49   | 2.9  |
| 1         | TANNER, Colby       | 4-0   | 11:45  | 2.9  | 3-5      | .600 | 3-5      | .600 | 1-1     | 1.000 | 0        | 1   | 1   | 0.3  | 1   | 0  | 0   | 1   | 0   | 1   | 10   | 2.5  |
| 13        | MUONEKE, Muodubem   | 12-0  | 52:01  | 4.3  | 12-22    | .545 | 0-1      | .000 | 6-12    | .500  | 6        | 6   | 12  | 1.0  | 7   | 0  | 2   | 4   | 0   | 0   | 30   | 2.5  |
| 11        | HILL, Ma'Shy        | 12-0  | 43:16  | 3.6  | 3-5      | .600 | 0-0      | .000 | 2-4     | .500  | 2        | 3   | 5   | 0.4  | 14  | 0  | 5   | 3   | 0   | 1   | 8    | 0.7  |
| 2         | RIVERA, Yaniel      | 9-0   | 38:27  | 4.3  | 2-6      | .333 | 1-5      | .200 | 0-0     | .000  | 0        | 3   | 3   | 0.3  | 2   | 0  | 1   | 4   | 0   | 1   | 5    | 0.6  |
| Team      |                     |       |        |      |          |      |          |      |         |       | 28       | 22  | 50  |      |     |    | 4   |     |     |     |      |      |
| Total     |                     | 17    | 3450   |      | 439-1016 | .432 | 94-278   | .338 | 300-413 | .726  | 162      | 404 | 566 | 33.3 | 351 | 11 | 231 | 219 | 26  | 133 | 1272 | 74.8 |
| Opponents |                     | 17    | 3450   |      | 450-972  | .463 | 106-315  | .337 | 292-415 | .704  | 181      | 474 | 655 | 38.5 | 344 | 10 | 212 | 266 | 64  | 111 | 1298 | 76.4 |

### Team Statistics

|                        | ACU             | OPP            |
|------------------------|-----------------|----------------|
| <b>Scoring</b>         | <b>1272</b>     | <b>1298</b>    |
| Points per game        | 74.8            | 76.4           |
| Scoring margin         | -1.5            | -              |
| <b>Field goals-att</b> | <b>439-1016</b> | <b>450-972</b> |
| Field goal pct         | .432            | .463           |
| <b>3 point fg-att</b>  | <b>94-278</b>   | <b>106-315</b> |
| 3-point FG pct         | .338            | .337           |
| 3-pt FG made per game  | 5.5             | 6.2            |
| <b>Free throws-att</b> | <b>300-413</b>  | <b>292-415</b> |
| Free throw pct         | .726            | .704           |
| F-Throws made per game | 17.6            | 17.2           |
| <b>Rebounds</b>        | <b>566</b>      | <b>655</b>     |
| Rebounds per game      | 33.3            | 38.5           |
| Rebounding margin      | -5.2            | -              |
| <b>Assists</b>         | <b>231</b>      | <b>212</b>     |
| Assists per game       | 13.6            | 12.5           |
| <b>Turnovers</b>       | <b>219</b>      | <b>266</b>     |
| Turnovers per game     | 12.9            | 15.6           |
| Turnover margin        | +2.8            | -              |
| Assist/turnover ratio  | 1.1             | 0.8            |
| <b>Steals</b>          | <b>133</b>      | <b>111</b>     |
| Steals per game        | 7.8             | 6.5            |
| <b>Blocks</b>          | <b>26</b>       | <b>64</b>      |
| Blocks per game        | 1.5             | 3.8            |
| <b>Winning streak</b>  | <b>0</b>        | <b>-</b>       |
| Home win streak        | 3               | -              |
| <b>Attendance</b>      | <b>9062</b>     | <b>51333</b>   |
| Home games-Avg/Game    | 6-1510          | 8-6417         |
| Neutral site-Avg/Game  | -               | 3-1091         |

### Team Results

| Date       | Opponent              |     | Score  | Att.  |
|------------|-----------------------|-----|--------|-------|
| 11/06/2023 | at Oklahoma St.       | W   | 64-59  | 5084  |
| 11/10/2023 | at NC State           | L   | 64-84  | 12554 |
| 11/14/2023 | Prairie View          | L   | 74-79  | 1895  |
| 11/17/2023 | vs San Jose St.       | W   | 77-71  | 524   |
| 11/19/2023 | vs Fordham            | W   | 59-45  | 924   |
| 11/20/2023 | vs Missouri St.       | L   | 69-87  | 1825  |
| 11/29/2023 | at UT Arlington       | L   | 71-86  | 1275  |
| 12/02/2023 | SFA                   | Lot | 74-79  | 1773  |
| 12/06/2023 | Northern Ariz.        | L   | 76-78  | 1153  |
| 12/10/2023 | Howard Payne          | W   | 120-69 | 1251  |
| 12/17/2023 | UTEP                  | W   | 88-82  | 1469  |
| 12/21/2023 | at Arkansas           | L   | 73-83  | 19200 |
| 12/30/2023 | at Western Ky.        | L   | 84-86  | 4011  |
| 01/06/2024 | UTRGV                 | Wot | 91-89  | 1521  |
| 01/11/2024 | at Grand Canyon       | L   | 64-74  | 7105  |
| 01/13/2024 | at California Baptist | L   | 53-68  | 0     |
| 01/18/2024 | at Tarleton St.       | L   | 71-79  | 2104  |



# 2023-24 ACU Conference Stats



## 2023-24 Abilene Christian Men's Basketball Combined Team Statistics In Conference games

Page 1/1  
as of Jan 19, 2024

### Game Records

| Record         | Overall | Home | Away | Neutral |
|----------------|---------|------|------|---------|
| ALL GAMES      | 1-5     | 1-1  | 0-4  | 0-0     |
| CONFERENCE     | 1-5     | 1-1  | 0-4  | 0-0     |
| NON-CONFERENCE | 0-0     | 0-0  | 0-0  | 0-0     |

### Score by Periods

| Team              | 1st | 2nd | OT | TOT |
|-------------------|-----|-----|----|-----|
| Abilene Christian | 192 | 213 | 19 | 424 |
| Opponents         | 217 | 236 | 22 | 475 |

### Team Box Score

| No.       | Player              |       |        |      | Total   |       | 3-Point  |      | F-Throw |       | Rebounds |     |     |      |     |    |    |     |     |     |     |      |
|-----------|---------------------|-------|--------|------|---------|-------|----------|------|---------|-------|----------|-----|-----|------|-----|----|----|-----|-----|-----|-----|------|
|           |                     | GP-GS | MIN    | AVG  | FG-FGA  | FG%   | 3FG-3FGA | 3FG% | FT-FTA  | FT%   | OFF      | DEF | TOT | AVG  | PF  | DQ | A  | TO  | BLK | STL | PTS | AVG  |
| 24        | DIBBA, Ali Abdou    | 6-6   | 218:37 | 36.4 | 35-76   | .461  | 4-8      | .500 | 24-32   | .750  | 6        | 29  | 35  | 5.8  | 19  | 2  | 6  | 20  | 3   | 11  | 98  | 16.3 |
| 23        | SIMMONS, Airion     | 6-6   | 177:19 | 29.6 | 26-64   | .406  | 5-19     | .263 | 26-39   | .667  | 11       | 29  | 40  | 6.7  | 24  | 2  | 14 | 13  | 4   | 11  | 83  | 13.8 |
| 21        | MADDEN, Hunter Jack | 6-6   | 223:25 | 37.2 | 19-56   | .339  | 9-30     | .300 | 25-32   | .781  | 1        | 13  | 14  | 2.3  | 11  | 0  | 20 | 9   | 0   | 8   | 72  | 12.0 |
| 3         | BETTIOL, Leonardo   | 6-4   | 130:33 | 21.8 | 23-41   | .561  | 0-0      | .000 | 9-15    | .600  | 7        | 16  | 23  | 3.8  | 21  | 2  | 3  | 7   | 2   | 2   | 55  | 9.2  |
| 4         | MCCLAIN, Kavion     | 6-5   | 167:38 | 27.9 | 17-35   | .486  | 3-9      | .333 | 5-6     | .833  | 0        | 9   | 9   | 1.5  | 10  | 0  | 21 | 15  | 0   | 14  | 42  | 7.0  |
| 25        | ALLEN, Immanuel     | 2-0   | 28:09  | 14.1 | 3-6     | .500  | 1-3      | .333 | 1-2     | .500  | 1        | 3   | 4   | 2.0  | 5   | 0  | 0  | 5   | 0   | 0   | 8   | 4.0  |
| 5         | STEELE, Cameron     | 5-2   | 105:27 | 21.1 | 6-18    | .333  | 3-6      | .500 | 4-4     | 1.000 | 1        | 11  | 12  | 2.4  | 7   | 0  | 2  | 2   | 1   | 5   | 19  | 3.8  |
| 0         | SEAT, JV            | 6-0   | 45:11  | 7.5  | 7-20    | .350  | 2-7      | .286 | 3-5     | .600  | 3        | 5   | 8   | 1.3  | 9   | 0  | 1  | 1   | 0   | 0   | 19  | 3.2  |
| 10        | DEGRUY, Nasir       | 6-1   | 73:20  | 12.2 | 4-17    | .235  | 0-2      | .000 | 5-5     | 1.000 | 3        | 8   | 11  | 1.8  | 5   | 0  | 7  | 4   | 0   | 1   | 13  | 2.2  |
| 22        | IGIEHON, Aidan      | 6-0   | 47:07  | 7.9  | 4-10    | .400  | 1-2      | .500 | 2-2     | 1.000 | 3        | 4   | 7   | 1.2  | 9   | 0  | 1  | 4   | 2   | 1   | 11  | 1.8  |
| 13        | MUONEKE, Muodubem   | 2-0   | 05:45  | 2.9  | 1-1     | 1.000 | 0-0      | .000 | 0-0     | .000  | 0        | 0   | 0   | 0.0  | 2   | 0  | 0  | 1   | 0   | 0   | 2   | 1.0  |
| 11        | HILL, Ma'Shy        | 4-0   | 14:02  | 3.5  | 0-0     | .000  | 0-0      | .000 | 2-2     | 1.000 | 0        | 0   | 0   | 0.0  | 7   | 0  | 1  | 1   | 0   | 0   | 2   | 0.5  |
| 2         | RIVERA, Yaniel      | 4-0   | 13:27  | 3.4  | 0-0     | .000  | 0-0      | .000 | 0-0     | .000  | 0        | 0   | 0   | 0.0  | 1   | 0  | 0  | 0   | 0   | 0   | 0   | 0.0  |
| Team      |                     |       |        |      |         |       |          |      |         |       | 8        | 9   | 17  |      |     |    |    | 1   |     |     |     |      |
| Total     |                     | 6     | 1250   |      | 145-344 | .422  | 28-86    | .326 | 106-144 | .736  | 44       | 136 | 180 | 30.0 | 130 | 6  | 76 | 83  | 12  | 53  | 424 | 70.7 |
| Opponents |                     | 6     | 1250   |      | 163-332 | .491  | 42-112   | .375 | 107-153 | .699  | 57       | 172 | 229 | 38.2 | 121 | 5  | 92 | 106 | 30  | 38  | 475 | 79.2 |

### Team Statistics


|                        | ACU            | OPP            |
|------------------------|----------------|----------------|
| <b>Scoring</b>         | <b>424</b>     | <b>475</b>     |
| Points per game        | 70.7           | 79.2           |
| Scoring margin         | -8.5           | -              |
| <b>Field goals-att</b> | <b>145-344</b> | <b>163-332</b> |
| Field goal pct         | .422           | .491           |
| <b>3 point fg-att</b>  | <b>28-86</b>   | <b>42-112</b>  |
| 3-point FG pct         | .326           | .375           |
| 3-pt FG made per game  | 4.7            | 7.0            |
| <b>Free throws-att</b> | <b>106-144</b> | <b>107-153</b> |
| Free throw pct         | .736           | .699           |
| F-Throws made per game | 17.7           | 17.8           |
| <b>Rebounds</b>        | <b>180</b>     | <b>229</b>     |
| Rebounds per game      | 30.0           | 38.2           |
| Rebounding margin      | -8.2           | -              |
| <b>Assists</b>         | <b>76</b>      | <b>92</b>      |
| Assists per game       | 12.7           | 15.3           |
| <b>Turnovers</b>       | <b>83</b>      | <b>106</b>     |
| Turnovers per game     | 13.8           | 17.7           |
| Turnover margin        | +3.8           | -              |
| Assist/turnover ratio  | 0.9            | 0.9            |
| <b>Steals</b>          | <b>53</b>      | <b>38</b>      |
| Steals per game        | 8.8            | 6.3            |
| <b>Blocks</b>          | <b>12</b>      | <b>30</b>      |
| Blocks per game        | 2.0            | 5.0            |
| <b>Winning streak</b>  | <b>0</b>       | <b>-</b>       |
| Home win streak        | 1              | -              |
| <b>Attendance</b>      | <b>3294</b>    | <b>10484</b>   |
| Home games-Avg/Game    | 2-1647         | 4-2621         |
| Neutral site-Avg/Game  | -              | 0-0            |

### Team Results

| Date       | Opponent              |     | Score | Att. |
|------------|-----------------------|-----|-------|------|
| 11/29/2023 | at UT Arlington       | L   | 71-86 | 1275 |
| 12/02/2023 | SFA                   | Lot | 74-79 | 1773 |
| 01/06/2024 | UTRGV                 | Wot | 91-89 | 1521 |
| 01/11/2024 | at Grand Canyon       | L   | 64-74 | 7105 |
| 01/13/2024 | at California Baptist | L   | 53-68 | 0    |
| 01/18/2024 | at Tarleton St.       | L   | 71-79 | 2104 |







# #0 JV SEAT

G | 6-3 | 240 | So. | Edmond, Okla. | Memorial HS

## 2023-24 Season Stats



2023-24 Abilene Christian Men's Basketball  
Individual Game-by-Game  
All games

Page 1/14  
as of Jan 19, 2024

### Season Highs

|          |   |
|----------|---|
| Points   | 7 |
| Rebounds | 4 |
| Assists  | 1 |
| Steals   | 4 |
| Blocks   | 0 |
| 3-PT FGs | 2 |

### Honors & Awards

2022-23  
Academic All-WAC

### #0 SEAT, JV

| Opponent              | Date       | GS | MIN    | Total  |       | 3-Pointers |       | Free throws |       | Rebounds |     |     |     | PF | A | TO | BLK | STL | PTS | AVG |
|-----------------------|------------|----|--------|--------|-------|------------|-------|-------------|-------|----------|-----|-----|-----|----|---|----|-----|-----|-----|-----|
|                       |            |    |        | FG-FGA | PCT   | 3FG-3FGA   | PCT   | FT-FTA      | PCT   | OFF      | DEF | TOT | AVG |    |   |    |     |     |     |     |
| at Oklahoma St.       | 11/06/2023 |    | 12:28  | 2-2    | 1.000 | 1-1        | 1.000 | 0-0         | .000  | 1        | 2   | 3   | 3.0 | 3  | 1 | 1  | 0   | 0   | 5   | 5.0 |
| at NC State           | 11/10/2023 |    | 16:15  | 1-6    | .167  | 0-1        | .000  | 3-4         | .750  | 3        | 1   | 4   | 3.5 | 3  | 0 | 1  | 0   | 0   | 5   | 5.0 |
| Prairie View          | 11/14/2023 |    | 07:14  | 0-1    | .000  | 0-0        | .000  | 1-2         | .500  | 1        | 0   | 1   | 2.7 | 2  | 0 | 0  | 0   | 0   | 1   | 3.7 |
| vs San Jose St.       | 11/17/2023 |    | 06:16  | 1-1    | 1.000 | 0-0        | .000  | 0-0         | .000  | 1        | 0   | 1   | 2.3 | 1  | 0 | 0  | 0   | 0   | 2   | 3.3 |
| vs Fordham            | 11/19/2023 |    | 05:03  | 0-0    | .000  | 0-0        | .000  | 0-0         | .000  | 0        | 0   | 0   | 1.8 | 1  | 0 | 0  | 0   | 0   | 0   | 2.6 |
| vs Missouri St.       | 11/20/2023 |    | 04:03  | 0-1    | .000  | 0-1        | .000  | 0-0         | .000  | 1        | 0   | 1   | 1.7 | 0  | 0 | 0  | 0   | 0   | 0   | 2.2 |
| at UT Arlington       | 11/29/2023 |    | 19:54  | 4-10   | .400  | 1-3        | .333  | 0-1         | .000  | 2        | 1   | 3   | 1.9 | 3  | 1 | 0  | 0   | 0   | 9   | 3.1 |
| SFA                   | 12/02/2023 |    | 05:07  | 0-0    | .000  | 0-0        | .000  | 1-2         | .500  | 0        | 1   | 1   | 1.8 | 0  | 0 | 0  | 0   | 0   | 1   | 2.9 |
| Northern Ariz.        | 12/06/2023 |    | 17:02  | 1-4    | .250  | 0-1        | .000  | 5-7         | .714  | 2        | 2   | 4   | 2.0 | 0  | 1 | 1  | 0   | 4   | 7   | 3.3 |
| Howard Payne          | 12/10/2023 |    | 13:43  | 2-5    | .400  | 2-5        | .400  | 1-2         | .500  | 1        | 3   | 4   | 2.2 | 4  | 1 | 2  | 0   | 0   | 7   | 3.7 |
| UTEP                  | 12/17/2023 |    | 06:15  | 1-1    | 1.000 | 1-1        | 1.000 | 0-0         | .000  | 0        | 2   | 2   | 2.2 | 1  | 1 | 0  | 0   | 0   | 3   | 3.6 |
| at Arkansas           | 12/21/2023 |    | 05:47  | 0-0    | .000  | 0-0        | .000  | 0-0         | .000  | 0        | 0   | 0   | 2.0 | 2  | 0 | 2  | 0   | 1   | 0   | 3.3 |
| at Western Ky.        | 12/30/2023 |    | 04:37  | 0-1    | .000  | 0-0        | .000  | 0-0         | .000  | 1        | 0   | 1   | 1.9 | 0  | 0 | 0  | 0   | 0   | 0   | 3.1 |
| UTRGV                 | 01/06/2024 |    | 04:51  | 2-4    | .500  | 0-1        | .000  | 0-0         | .000  | 1        | 0   | 1   | 1.9 | 2  | 0 | 0  | 0   | 0   | 4   | 3.1 |
| at Grand Canyon       | 01/11/2024 |    | 04:52  | 0-1    | .000  | 0-0        | .000  | 0-0         | .000  | 0        | 0   | 0   | 1.7 | 2  | 0 | 0  | 0   | 0   | 0   | 2.9 |
| at California Baptist | 01/13/2024 |    | 03:14  | 0-1    | .000  | 0-0        | .000  | 0-0         | .000  | 0        | 0   | 0   | 1.6 | 1  | 0 | 1  | 0   | 0   | 0   | 2.8 |
| at Tarleton St.       | 01/18/2024 |    | 07:14  | 1-4    | .250  | 1-3        | .333  | 2-2         | 1.000 | 0        | 3   | 3   | 1.7 | 1  | 0 | 0  | 0   | 0   | 5   | 2.9 |
| Totals                |            | 0  | 143:54 | 15-42  | .357  | 6-17       | .353  | 13-20       | .650  | 14       | 15  | 29  | 1.7 | 26 | 5 | 8  | 0   | 5   | 49  | 2.9 |

### Player Averages

| Games Played | Minutes/ game | Points/ game | FG Pct | 3FG Pct | FT Pct | Rebounds/ game | Assists/ game | Turnovers/ game | Assist/Turnover ratio | Steals/ game | Blocks/ game |
|--------------|---------------|--------------|--------|---------|--------|----------------|---------------|-----------------|-----------------------|--------------|--------------|
| 17           | 8.5           | 2.9          | 35.7   | 35.3    | 65.0   | 1.7            | 0.3           | 0.5             | 0.6                   | 0.3          | 0.0          |

## Career Stats



Abilene Christian Men's Basketball  
Individual Career Summaries  
All games

Page 6/7  
as of Jan 19, 2024

### SEAT, Jv

| SEASON  | TEAM | GP-GS | MIN/AVG | Field Goals |      | 3-Point  |      | F-Throws |       | Rebounds |     |     |     | Scoring |         |
|---------|------|-------|---------|-------------|------|----------|------|----------|-------|----------|-----|-----|-----|---------|---------|
|         |      |       |         | FG-FGA      | FG%  | 3FG-3FGA | 3FG% | FT-FTA   | FT%   | OFF      | DEF | TOT | AVG | PF-FO   | PTS/AVG |
| 2022-23 | ACU  | 15-0  | 71/4.8  | 12-30       | .400 | 3-12     | .250 | 6-6      | 1.000 | 7        | 6   | 13  | 0.9 | 9-0     | 2.2     |
| 2023-24 | ACU  | 17-0  | 144/8.5 | 15-42       | .357 | 6-17     | .353 | 13-20    | .650  | 14       | 15  | 29  | 1.7 | 26-0    | 2.9     |
| TOTAL   |      | 32-0  | 215/6.7 | 27-72       | .375 | 9-29     | .310 | 19-26    | .731  | 21       | 21  | 42  | 1.3 | 35-0    | 2.6     |

### Single Game Highs

| Statistic    | Value  |
|--------------|--|
| Points       | 11 vs Howard Payne 12/21/22  |
| Rebounds     | 4 at NC State 11/10/23, vs Northern Ariz. 12/06/23, vs Howard Payne 12/10/23 |
| Assists      | 1 7 times  |
| Steals       | 4 vs Northern Ariz. 12/06/23   |
| FG Made      | 4 vs Arlington Baptist 12/03/22, at UT Arlington 11/29/23                    |
| FG Attempts  | 10 at UT Arlington 11/29/23  |
| 3FG Made     | 2 vs Arlington Baptist 12/03/22, vs Howard Payne 12/10/23                    |
| 3FG Attempts | 5 vs Howard Payne 12/10/23   |
| FT Made      | 5 vs Northern Ariz. 12/06/23   |
| FT Attempts  | 7 vs Northern Ariz. 12/06/23   |



# #1 COLBY TANNER

G | 5-10 | 160 | So. | Abilene, Texas | Wylie HS

## 2023-24 Season Stats

### Season Highs

|          |   |
|----------|---|
| Points   | 6 |
| Rebounds | 1 |
| Assists  | 0 |
| Steals   | 1 |
| Blocks   | 0 |
| 3-PT FGs | 2 |

### Honors & Awards



2023-24 Abilene Christian Men's Basketball  
Individual Game-by-Game  
All games

Page 2/14  
as of Jan 19, 2024

### #1 TANNER, Colby

| Opponent        | Date       | GS | MIN   | Total  |       | 3-Pointers |       | Free throws |       | Rebounds |     |     |     | PF | A | TO | BLK | STL | PTS | AVG |
|-----------------|------------|----|-------|--------|-------|------------|-------|-------------|-------|----------|-----|-----|-----|----|---|----|-----|-----|-----|-----|
|                 |            |    |       | FG-FGA | PCT   | 3FG-3FGA   | PCT   | FT-FTA      | PCT   | OFF      | DEF | TOT | AVG |    |   |    |     |     |     |     |
| at NC State     | 11/10/2023 |    | 02:34 | 1-1    | 1.000 | 1-1        | 1.000 | 1-1         | 1.000 | 0        | 0   | 0   | 0.0 | 0  | 0 | 0  | 0   | 0   | 4   | 4.0 |
| vs Fordham      | 11/19/2023 |    | 00:16 | 0-0    | .000  | 0-0        | .000  | 0-0         | .000  | 0        | 0   | 0   | 0.0 | 0  | 0 | 0  | 0   | 0   | 0   | 2.0 |
| vs Missouri St. | 11/20/2023 |    | 01:12 | 0-0    | .000  | 0-0        | .000  | 0-0         | .000  | 0        | 0   | 0   | 0.0 | 0  | 0 | 0  | 0   | 0   | 0   | 1.3 |
| Howard Payne    | 12/10/2023 |    | 07:42 | 2-4    | .500  | 2-4        | .500  | 0-0         | .000  | 0        | 1   | 1   | 0.3 | 1  | 0 | 1  | 0   | 1   | 6   | 2.5 |
| Totals          |            | 0  | 11:45 | 3-5    | .600  | 3-5        | .600  | 1-1         | 1.000 | 0        | 1   | 1   | 0.3 | 1  | 0 | 1  | 0   | 1   | 10  | 2.5 |

### Player Averages

| Games Played | Minutes/game | Points/game | FG Pct | 3FG Pct | FT Pct | Rebounds/game | Assists/game | Turnovers/game | Assist/Turnover ratio | Steals/game | Blocks/game |
|--------------|--------------|-------------|--------|---------|--------|---------------|--------------|----------------|-----------------------|-------------|-------------|
| 4            | 2.9          | 2.5         | 60.0   | 60.0    | 100.0  | 0.3           | 0.0          | 0.3            | 0.0                   | 0.3         | 0.0         |

## Career Stats

### TANNER, Colby

|         |      |       |         | Field Goals |      | 3-Point  |      | F-Throws |       | Rebounds |     |     |     |       |   |    |     |     | Scoring |     |
|---------|------|-------|---------|-------------|------|----------|------|----------|-------|----------|-----|-----|-----|-------|---|----|-----|-----|---------|-----|
| SEASON  | TEAM | GP-GS | MIN/AVG | FG-FGA      | FG%  | 3FG-3FGA | 3FG% | FT-FTA   | FT%   | OFF      | DEF | TOT | AVG | PF-FO | A | TO | BLK | STL | PTS     | AVG |
| 2022-23 | ACU  | 12-0  | 42/3.5  | 3-15        | .200 | 2-13     | .154 | 0-0      | .000  | 0        | 4   | 4   | 0.3 | 4-0   | 1 | 3  | 0   | 0   | 8       | 0.7 |
| 2023-24 | ACU  | 4-0   | 12/2.9  | 3-5         | .600 | 3-5      | .600 | 1-1      | 1.000 | 0        | 1   | 1   | 0.3 | 1-0   | 0 | 1  | 0   | 1   | 10      | 2.5 |
| TOTAL   |      | 16-0  | 54/3.4  | 6-20        | .300 | 5-18     | .278 | 1-1      | 1.000 | 0        | 5   | 5   | 0.3 | 5-0   | 1 | 4  | 0   | 1   | 18      | 1.1 |

### Single Game Highs

| Statistic    | Value   |
|--------------|---|
| Points       | 6 vs Howard Payne 12/10/23                                |
| Rebounds     | 2 vs Howard Payne 12/21/22                                |
| Assists      | 1 at Utah Valley 01/18/23                                 |
| Steals       | 1 vs Howard Payne 12/10/23                                |
| FG Made      | 2 vs Howard Payne 12/10/23                                |
| FG Attempts  | 5 vs Arlington Baptist 12/03/22, vs Howard Payne 12/21/22 |
| 3FG Made     | 2 vs Howard Payne 12/10/23                                |
| 3FG Attempts | 5 vs Arlington Baptist 12/03/22                           |
| FT Made      | 1 at NC State 11/10/23                                    |
| FT Attempts  | 1 at NC State 11/10/23                                    |



# #2 YANIEL RIVERA

G | 6-4 | Fr. | HS | Bayamon, Puerto Rico | Dade Christian HS

## 2023-24 Season Stats



2023-24 Abilene Christian Men's Basketball  
Individual Game-by-Game  
All games

Page 3/14  
as of Jan 19, 2024

| Season Highs |   |
|--------------|---|
| Points       | 5 |
| Rebounds     | 2 |
| Assists      | 2 |
| Steals       | 0 |
| Blocks       | 0 |
| 3-PT FGs     | 2 |

### Honors & Awards

2022-23  
Academic All-WAC

### #2 RIVERA, Yaniel

| Opponent              | Date       | GS | MIN   | Total  |      | 3-Pointers |      | Free throws |      | Rebounds |     |     |     | PF | A | TO | BLK | STL | PTS | AVG |
|-----------------------|------------|----|-------|--------|------|------------|------|-------------|------|----------|-----|-----|-----|----|---|----|-----|-----|-----|-----|
|                       |            |    |       | FG-FGA | PCT  | 3FG-3FGA   | PCT  | FT-FTA      | PCT  | OFF      | DEF | TOT | AVG |    |   |    |     |     |     |     |
| at NC State           | 11/10/2023 |    | 07:44 | 0-1    | .000 | 0-1        | .000 | 0-0         | .000 | 0        | 2   | 2   | 2.0 | 0  | 0 | 1  | 0   | 0   | 0   | 0.0 |
| Prairie View          | 11/14/2023 |    | 01:03 | 0-1    | .000 | 0-1        | .000 | 0-0         | .000 | 0        | 0   | 0   | 1.0 | 0  | 0 | 0  | 0   | 0   | 0   | 0.0 |
| vs Fordham            | 11/19/2023 |    | 00:16 | 0-0    | .000 | 0-0        | .000 | 0-0         | .000 | 0        | 0   | 0   | 0.7 | 0  | 0 | 0  | 0   | 0   | 0   | 0.0 |
| vs Missouri St.       | 11/20/2023 |    | 03:15 | 0-0    | .000 | 0-0        | .000 | 0-0         | .000 | 0        | 0   | 0   | 0.5 | 0  | 0 | 0  | 0   | 0   | 0   | 0.0 |
| at UT Arlington       | 11/29/2023 |    | 03:30 | 0-0    | .000 | 0-0        | .000 | 0-0         | .000 | 0        | 0   | 0   | 0.4 | 0  | 0 | 0  | 0   | 0   | 0   | 0.0 |
| Howard Payne          | 12/10/2023 |    | 12:41 | 2-4    | .500 | 1-3        | .333 | 0-0         | .000 | 0        | 1   | 1   | 0.5 | 1  | 1 | 3  | 0   | 1   | 5   | 0.8 |
| UTRGV                 | 01/06/2024 |    | 01:17 | 0-0    | .000 | 0-0        | .000 | 0-0         | .000 | 0        | 0   | 0   | 0.4 | 0  | 0 | 0  | 0   | 0   | 0   | 0.7 |
| at Grand Canyon       | 01/11/2024 |    | 00:59 | 0-0    | .000 | 0-0        | .000 | 0-0         | .000 | 0        | 0   | 0   | 0.4 | 0  | 0 | 0  | 0   | 0   | 0   | 0.6 |
| at California Baptist | 01/13/2024 |    | 07:41 | 0-0    | .000 | 0-0        | .000 | 0-0         | .000 | 0        | 0   | 0   | 0.3 | 1  | 0 | 0  | 0   | 0   | 0   | 0.6 |
| Totals                |            | 0  | 38:27 | 2-6    | .333 | 1-5        | .200 | 0-0         | .000 | 0        | 3   | 3   | 0.3 | 2  | 1 | 4  | 0   | 1   | 5   | 0.6 |

### Player Averages

| Games Played | Minutes/game | Points/game | FG Pct | 3FG Pct | FT Pct | Rebounds/game | Assists/game | Turnovers/game | Assist/Turnover ratio | Steals/game | Blocks/game |
|--------------|--------------|-------------|--------|---------|--------|---------------|--------------|----------------|-----------------------|-------------|-------------|
| 9            | 4.3          | 0.6         | 33.3   | 20.0    | 0.0    | 0.3           | 0.1          | 0.4            | 0.3                   | 0.1         | 0.0         |

## Career Stats

### RIVERA, Yaniel

|         |      |     |    | Field Goals |     | 3-Point |      | F-Throws |      | Rebounds |      |     |     |     |     |     |    |   |    |     | Scoring |     |     |
|---------|------|-----|----|-------------|-----|---------|------|----------|------|----------|------|-----|-----|-----|-----|-----|----|---|----|-----|---------|-----|-----|
| SEASON  | TEAM | GP  | GS | MIN         | AVG | FG-FGA  | FG%  | 3FG-3FGA | 3FG% | FT-FTA   | FT%  | OFF | DEF | TOT | AVG | PF  | FO | A | TO | BLK | STL     | PTS | AVG |
| 2023-24 | ACU  | 9-0 |    | 38/4.3      |     | 2-6     | .333 | 1-5      | .200 | 0-0      | .000 | 0   | 3   | 3   | 0.3 | 2-0 | 1  | 4 | 0  | 1   | 5       | 0.6 |     |
| TOTAL   |      | 9-0 |    | 38/4.3      |     | 2-6     | .333 | 1-5      | .200 | 0-0      | .000 | 0   | 3   | 3   | 0.3 | 2-0 | 1  | 4 | 0  | 1   | 5       | 0.6 |     |

### Single Game Highs

| Statistic    | Value                      |
|--------------|----------------------------|
| Points       | 5 vs Howard Payne 12/10/23 |
| Rebounds     | 2 at NC State 11/10/23     |
| Assists      | 1 vs Howard Payne 12/10/23 |
| Steals       | 1 vs Howard Payne 12/10/23 |
| FG Made      | 2 vs Howard Payne 12/10/23 |
| FG Attempts  | 4 vs Howard Payne 12/10/23 |
| 3FG Made     | 1 vs Howard Payne 12/10/23 |
| 3FG Attempts | 3 vs Howard Payne 12/10/23 |







# #3 LEO BETTIOL

F | 6-8 | 214 | So. | Roncade, Italy | Liceo Duca degli Abruzzi

## 2023-24 Season Stats



2023-24 Abilene Christian Men's Basketball  
Individual Game-by-Game  
All games

Page 4/14  
as of Jan 19, 2024

### Season Highs

|          |    |
|----------|----|
| Points   | 15 |
| Rebounds | 7  |
| Assists  | 3  |
| Steals   | 1  |
| Blocks   | 2  |
| 3-PT FGs | 0  |

### Honors & Awards

2022-23  
Academic All-WAC

### #3 BETTIOL, Leonardo

| Opponent              | Date       | GS | MIN    | Total  |       | 3-Pointers |      | Free throws |       | Rebounds |     |     |     | PF | A  | TO | BLK | STL | PTS | AVG |
|-----------------------|------------|----|--------|--------|-------|------------|------|-------------|-------|----------|-----|-----|-----|----|----|----|-----|-----|-----|-----|
|                       |            |    |        | FG-FGA | PCT   | 3FG-3FGA   | PCT  | FT-FTA      | PCT   | OFF      | DEF | TOT | AVG |    |    |    |     |     |     |     |
| at Oklahoma St.       | 11/06/2023 |    | 10:51  | 1-3    | .333  | 0-0        | .000 | 0-0         | .000  | 1        | 0   | 1   | 1.0 | 3  | 0  | 3  | 0   | 0   | 2   | 2.0 |
| at NC State           | 11/10/2023 |    | 12:37  | 3-4    | .750  | 0-0        | .000 | 1-2         | .500  | 1        | 1   | 2   | 1.5 | 4  | 2  | 2  | 1   | 0   | 7   | 4.5 |
| vs San Jose St.       | 11/17/2023 |    | 01:19  | 0-0    | .000  | 0-0        | .000 | 0-0         | .000  | 0        | 0   | 0   | 1.0 | 1  | 0  | 0  | 0   | 0   | 0   | 3.0 |
| at UT Arlington       | 11/29/2023 |    | 03:03  | 0-0    | .000  | 0-0        | .000 | 0-0         | .000  | 0        | 0   | 0   | 0.8 | 1  | 0  | 0  | 0   | 0   | 0   | 2.3 |
| SFA                   | 12/02/2023 |    | 19:03  | 3-5    | .600  | 0-0        | .000 | 3-5         | .600  | 1        | 6   | 7   | 2.0 | 2  | 0  | 0  | 0   | 1   | 9   | 3.6 |
| Northern Ariz.        | 12/06/2023 |    | 16:37  | 1-1    | 1.000 | 0-0        | .000 | 6-6         | 1.000 | 1        | 2   | 3   | 2.2 | 5  | 2  | 0  | 0   | 0   | 8   | 4.3 |
| Howard Payne          | 12/10/2023 | *  | 11:08  | 5-5    | 1.000 | 0-0        | .000 | 0-1         | .000  | 2        | 1   | 3   | 2.3 | 1  | 2  | 1  | 0   | 0   | 10  | 5.1 |
| UTEP                  | 12/17/2023 |    | 22:53  | 4-6    | .667  | 0-0        | .000 | 6-8         | .750  | 1        | 3   | 4   | 2.5 | 5  | 1  | 3  | 0   | 0   | 14  | 6.3 |
| at Arkansas           | 12/21/2023 |    | 21:06  | 5-11   | .455  | 0-0        | .000 | 4-5         | .800  | 3        | 5   | 8   | 3.1 | 4  | 1  | 1  | 0   | 1   | 14  | 7.1 |
| at Western Ky.        | 12/30/2023 | *  | 27:17  | 5-11   | .455  | 0-0        | .000 | 0-0         | .000  | 1        | 3   | 4   | 3.2 | 4  | 3  | 0  | 0   | 1   | 10  | 7.4 |
| UTRGV                 | 01/06/2024 | *  | 36:38  | 5-10   | .500  | 0-0        | .000 | 4-6         | .667  | 2        | 4   | 6   | 3.5 | 5  | 0  | 1  | 2   | 0   | 14  | 8.0 |
| at Grand Canyon       | 01/11/2024 | *  | 27:24  | 7-15   | .467  | 0-0        | .000 | 1-1         | 1.000 | 2        | 1   | 3   | 3.4 | 5  | 2  | 1  | 0   | 1   | 15  | 8.6 |
| at California Baptist | 01/13/2024 | *  | 24:14  | 7-9    | .778  | 0-0        | .000 | 1-3         | .333  | 2        | 1   | 3   | 3.4 | 4  | 0  | 4  | 0   | 0   | 15  | 9.1 |
| at Tarleton St.       | 01/18/2024 | *  | 20:11  | 1-2    | .500  | 0-0        | .000 | 0-0         | .000  | 0        | 4   | 4   | 3.4 | 4  | 1  | 1  | 0   | 0   | 2   | 8.6 |
| Totals                |            | 6  | 254:20 | 47-82  | .573  | 0-0        | .000 | 26-37       | .703  | 17       | 31  | 48  | 3.4 | 48 | 14 | 17 | 3   | 4   | 120 | 8.6 |

### Player Averages

| Games Played | Minutes/game | Points/game | FG Pct | 3FG Pct | FT Pct | Rebounds/game | Assists/game | Turnovers/game | Assist/Turnover ratio | Steals/game | Blocks/game |
|--------------|--------------|-------------|--------|---------|--------|---------------|--------------|----------------|-----------------------|-------------|-------------|
| 14           | 18.2         | 8.6         | 57.3   | 0.0     | 70.3   | 3.4           | 1.0          | 1.2            | 0.8                   | 0.3         | 0.2         |

## Career Stats

### BETTIOL, Leonardo

| SEASON  | TEAM | GP-GS | MIN/AVG  | Field Goals |      | 3-Point  |      | F-Throws |      | Rebounds |     |     |     | Scoring |    |    |     |     |     |     |
|---------|------|-------|----------|-------------|------|----------|------|----------|------|----------|-----|-----|-----|---------|----|----|-----|-----|-----|-----|
|         |      |       |          | FG-FGA      | FG%  | 3FG-3FGA | 3FG% | FT-FTA   | FT%  | OFF      | DEF | TOT | AVG | PF-FO   | A  | TO | BLK | STL | PTS | AVG |
| 2022-23 | ACU  | 24-0  | 141/5.9  | 39-69       | .565 | 0-0      | .000 | 17-28    | .607 | 15       | 12  | 27  | 1.1 | 27-0    | 5  | 14 | 3   | 6   | 95  | 4.0 |
| 2023-24 | ACU  | 14-6  | 254/18.2 | 47-82       | .573 | 0-0      | .000 | 26-37    | .703 | 17       | 31  | 48  | 3.4 | 48-4    | 14 | 17 | 3   | 4   | 120 | 8.6 |
| TOTAL   |      | 38-6  | 395/10.4 | 86-151      | .570 | 0-0      | .000 | 43-65    | .662 | 32       | 43  | 75  | 2.0 | 75-4    | 19 | 31 | 6   | 10  | 215 | 5.7 |

### Single Game Highs

| Statistic   | Value |   |
|-------------|-------|---|
| Points      | 17    | vs Utah Tech 01/28/23   |
| Rebounds    | 8     | at Arkansas 12/21/23  |
| Assists     | 3     | at Western Ky. 12/30/23   |
| Steals      | 2     | at UTRGV 01/11/23, vs North American 11/30/22                                   |
| Blocks      | 2     | vs UTRGV 01/06/24   |
| FG Made     | 7     | vs Utah Tech 01/28/23, at Grand Canyon 01/11/24, at California Baptist 01/13/24 |
| FG Attempts | 15    | at Grand Canyon 01/11/24  |
| FT Made     | 6     | vs Northern Ariz. 12/06/23, vs UTEP 12/17/23                                    |
| FT Attempts | 8     | vs UTEP 12/17/23  |



# #4 KAVION MCCLAIN

G | 5-9 | Jr. | Memphis, Tenn. | Howard College

## 2023-24 Season Stats



2023-24 Abilene Christian Men's Basketball  
Individual Game-by-Game  
All games

Page 5/14  
as of Jan 19, 2024

### Season Highs

|          |    |
|----------|----|
| Points   | 15 |
| Rebounds | 5  |
| Assists  | 7  |
| Steals   | 6  |
| Blocks   | 1  |
| 3-PT FGs | 2  |

### Honors & Awards

#### #4 MCCLAIN, Kavion

| Opponent              | Date       | GS | MIN   | Total  |       | 3-Pointers |       | Free throws |       | Rebounds |     |     |     | PF  | A  | TO | BLK | STL | PTS | AVG |     |
|-----------------------|------------|----|-------|--------|-------|------------|-------|-------------|-------|----------|-----|-----|-----|-----|----|----|-----|-----|-----|-----|-----|
|                       |            |    |       | FG-FGA | PCT   | 3FG-3FGA   | PCT   | FT-FTA      | PCT   | OFF      | DEF | TOT | AVG |     |    |    |     |     |     |     |     |
| at Oklahoma St.       | 11/06/2023 | *  | 32:03 | 1-3    | .333  | 0-2        | .000  | 2-2         | 1.000 | 0        | 1   | 1   | 1.0 | 0   | 2  | 3  | 0   | 0   | 4   | 4.0 |     |
| at NC State           | 11/10/2023 | *  | 24:26 | 1-4    | .250  | 0-2        | .000  | 2-2         | 1.000 | 1        | 1   | 2   | 1.5 | 0   | 3  | 1  | 0   | 0   | 4   | 4.0 |     |
| Prairie View          | 11/14/2023 | *  | 29:54 | 2-7    | .286  | 0-3        | .000  | 2-2         | 1.000 | 0        | 1   | 1   | 1.3 | 5   | 3  | 1  | 0   | 1   | 6   | 4.7 |     |
| vs San Jose St.       | 11/17/2023 |    | 16:12 | 0-0    | .000  | 0-0        | .000  | 0-1         | .000  | 0        | 1   | 1   | 1.3 | 1   | 5  | 0  | 0   | 0   | 0   | 3.5 |     |
| vs Fordham            | 11/19/2023 |    | 22:47 | 3-5    | .600  | 0-0        | .000  | 0-0         | .000  | 0        | 0   | 0   | 1.0 | 2   | 3  | 1  | 0   | 0   | 6   | 4.0 |     |
| vs Missouri St.       | 11/20/2023 |    | 28:22 | 1-5    | .200  | 0-4        | .000  | 0-0         | .000  | 0        | 2   | 2   | 1.2 | 3   | 2  | 2  | 0   | 3   | 2   | 3.7 |     |
| at UT Arlington       | 11/29/2023 |    | 19:25 | 0-1    | .000  | 0-1        | .000  | 0-0         | .000  | 0        | 1   | 1   | 1.1 | 2   | 6  | 1  | 0   | 4   | 0   | 3.1 |     |
| SFA                   | 12/02/2023 | *  | 22:12 | 2-4    | .500  | 1-3        | .333  | 3-4         | .750  | 0        | 2   | 2   | 1.3 | 2   | 2  | 5  | 0   | 1   | 8   | 3.8 |     |
| Northern Ariz.        | 12/06/2023 | *  | 29:45 | 6-8    | .750  | 1-1        | 1.000 | 2-2         | 1.000 | 0        | 3   | 3   | 1.4 | 3   | 2  | 2  | 0   | 0   | 15  | 5.0 |     |
| Howard Payne          | 12/10/2023 | *  | 18:18 | 2-7    | .286  | 0-1        | .000  | 0-0         | .000  | 0        | 5   | 5   | 1.8 | 1   | 7  | 2  | 0   | 3   | 4   | 4.9 |     |
| UTEP                  | 12/17/2023 | *  | 25:32 | 2-2    | 1.000 | 0-0        | .000  | 0-1         | .000  | 0        | 0   | 0   | 1.6 | 3   | 6  | 4  | 0   | 0   | 4   | 4.8 |     |
| at Arkansas           | 12/21/2023 | *  | 26:15 | 4-8    | .500  | 2-2        | 1.000 | 0-0         | .000  | 1        | 0   | 1   | 1.6 | 2   | 5  | 1  | 1   | 0   | 10  | 5.3 |     |
| at Western Ky.        | 12/30/2023 | *  | 28:25 | 4-7    | .571  | 2-3        | .667  | 4-4         | 1.000 | 1        | 1   | 2   | 1.6 | 2   | 5  | 3  | 0   | 1   | 14  | 5.9 |     |
| UTRGV                 | 01/06/2024 | *  | 35:47 | 5-10   | .500  | 0-1        | .000  | 2-2         | 1.000 | 0        | 2   | 2   | 1.6 | 2   | 5  | 3  | 0   | 6   | 12  | 6.4 |     |
| at Grand Canyon       | 01/11/2024 | *  | 34:49 | 4-7    | .571  | 0-0        | .000  | 0-0         | .000  | 0        | 3   | 3   | 1.7 | 3   | 3  | 1  | 0   | 2   | 8   | 6.5 |     |
| at California Baptist | 01/13/2024 | *  | 25:37 | 1-4    | .250  | 0-1        | .000  | 0-0         | .000  | 0        | 1   | 1   | 1.7 | 0   | 2  | 2  | 0   | 0   | 2   | 6.2 |     |
| at Tarleton St.       | 01/18/2024 | *  | 29:48 | 5-9    | .556  | 2-3        | .667  | 0-0         | .000  | 0        | 0   | 0   | 1.6 | 1   | 3  | 3  | 0   | 1   | 12  | 6.5 |     |
| Totals                |            |    | 13    | 449:38 | 43-91 | .473       | 8-27  | .296        | 17-20 | .850     | 3   | 24  | 27  | 1.6 | 32 | 64 | 35  | 1   | 22  | 111 | 6.5 |

#### Player Averages

| Games Played | Minutes/ game | Points/ game | FG Pct | 3FG Pct | FT Pct | Rebounds/ game | Assists/ game | Turnovers/ game | Assist/Turnover ratio | Steals/ game | Blocks/ game |
|--------------|---------------|--------------|--------|---------|--------|----------------|---------------|-----------------|-----------------------|--------------|--------------|
| 17           | 26.4          | 6.5          | 47.3   | 29.6    | 85.0   | 1.6            | 3.8           | 2.1             | 1.8                   | 1.3          | 0.1          |

## Career Stats

#### MCCLAIN, Kavion

|         |      |       |          | Field Goals |      | 3-Point  |      | F-Throws |      | Rebounds |     |     |     |       |    |    |     | Scoring |     |     |
|---------|------|-------|----------|-------------|------|----------|------|----------|------|----------|-----|-----|-----|-------|----|----|-----|---------|-----|-----|
| SEASON  | TEAM | GP-GS | MIN/AVG  | FG-FGA      | FG%  | 3FG-3FGA | 3FG% | FT-FTA   | FT%  | OFF      | DEF | TOT | AVG | PF-FO | A  | TO | BLK | STL     | Pts | AVG |
| 2023-24 | ACU  | 17-13 | 450/26.4 | 43-91       | .473 | 8-27     | .296 | 17-20    | .850 | 3        | 24  | 27  | 1.6 | 32-1  | 64 | 35 | 1   | 22      | 111 | 6.5 |
| TOTAL   |      | 17-13 | 450/26.4 | 43-91       | .473 | 8-27     | .296 | 17-20    | .850 | 3        | 24  | 27  | 1.6 | 32-1  | 64 | 35 | 1   | 22      | 111 | 6.5 |

#### Single Game Highs

| Statistic    | Value   |
|--------------|---|
| Points       | 15 vs Northern Ariz. 12/06/23   |
| Rebounds     | 5 vs Howard Payne 12/10/23  |
| Assists      | 7 vs Howard Payne 12/10/23  |
| Steals       | 6 vs UTRGV 01/06/24   |
| Blocks       | 1 at Arkansas 12/21/23  |
| FG Made      | 6 vs Northern Ariz. 12/06/23  |
| FG Attempts  | 10 vs UTRGV 01/06/24  |
| 3FG Made     | 2 at Arkansas 12/21/23, at Western Ky. 12/30/23, at Tarleton St. 01/18/24 |
| 3FG Attempts | 4 vs Missouri St. 11/20/23  |
| FT Made      | 4 at Western Ky. 12/30/23   |
| FT Attempts  | 4 vs SFA 12/02/23, at Western Ky. 12/30/23                                |



# #5 CAMERON STEELE

F 6-8 205 Sr. 3VL Excelsior, Minn. Minnetonka HS

## 2023-24 Season Stats

### Season Highs

|          |    |
|----------|----|
| Points   | 10 |
| Rebounds | 9  |
| Assists  | 5  |
| Steals   | 4  |
| Blocks   | 2  |
| 3-PT FGs | 2  |

### Honors & Awards

**2022-23**  
Academic All-WAC

**2021-22**  
WAC Player of the Week (1/3/22)

**2020-21**  
Southland Commissioner's Honor Roll



2023-24 Abilene Christian Men's Basketball  
Individual Game-by-Game  
All games

Page 6/14  
as of Jan 19, 2024

### #5 STEELE, Cameron

| Opponent              | Date       | GS | MIN   | Total  |       | 3-Pointers |       | Free throws |       | Rebounds |     |     |     | PF  | A  | TO | BLK | STL | PTS | AVG |     |
|-----------------------|------------|----|-------|--------|-------|------------|-------|-------------|-------|----------|-----|-----|-----|-----|----|----|-----|-----|-----|-----|-----|
|                       |            |    |       | FG-FGA | PCT   | 3FG-3FGA   | PCT   | FT-FTA      | PCT   | OFF      | DEF | TOT | AVG |     |    |    |     |     |     |     |     |
| at Oklahoma St.       | 11/06/2023 | *  | 24:36 | 2-6    | .333  | 1-4        | .250  | 0-0         | .000  | 0        | 1   | 1   | 1.0 | 0   | 2  | 0  | 1   | 0   | 5   | 5.0 |     |
| at NC State           | 11/10/2023 | *  | 19:34 | 3-6    | .500  | 2-2        | 1.000 | 0-0         | .000  | 0        | 2   | 2   | 1.5 | 1   | 1  | 1  | 2   | 0   | 8   | 6.5 |     |
| Prairie View          | 11/14/2023 | *  | 30:24 | 2-6    | .333  | 1-3        | .333  | 2-2         | 1.000 | 4        | 5   | 9   | 4.0 | 0   | 1  | 1  | 1   | 0   | 7   | 6.7 |     |
| vs San Jose St.       | 11/17/2023 | *  | 34:50 | 3-12   | .250  | 1-6        | .167  | 3-3         | 1.000 | 1        | 0   | 1   | 3.3 | 1   | 1  | 1  | 0   | 0   | 10  | 7.5 |     |
| vs Fordham            | 11/19/2023 | *  | 27:14 | 2-3    | .667  | 2-2        | 1.000 | 0-0         | .000  | 1        | 2   | 3   | 3.2 | 1   | 0  | 0  | 1   | 2   | 6   | 7.2 |     |
| vs Missouri St.       | 11/20/2023 | *  | 29:40 | 2-7    | .286  | 2-3        | .667  | 0-0         | .000  | 0        | 1   | 1   | 2.8 | 3   | 1  | 1  | 1   | 4   | 6   | 7.0 |     |
| at UT Arlington       | 11/29/2023 | *  | 28:04 | 3-5    | .600  | 1-2        | .500  | 0-0         | .000  | 0        | 2   | 2   | 2.7 | 0   | 1  | 2  | 0   | 1   | 7   | 7.0 |     |
| SFA                   | 12/02/2023 | *  | 29:15 | 1-6    | .167  | 0-0        | .000  | 2-2         | 1.000 | 0        | 4   | 4   | 2.9 | 1   | 0  | 0  | 1   | 2   | 4   | 6.6 |     |
| Northern Ariz.        | 12/06/2023 | *  | 16:46 | 1-6    | .167  | 0-3        | .000  | 1-3         | .333  | 0        | 1   | 1   | 2.7 | 1   | 1  | 1  | 1   | 3   | 3   | 6.2 |     |
| Howard Payne          | 12/10/2023 | *  | 13:11 | 2-2    | 1.000 | 0-0        | .000  | 0-0         | .000  | 2        | 1   | 3   | 2.7 | 0   | 5  | 0  | 0   | 0   | 4   | 6.0 |     |
| UTEP                  | 12/17/2023 | *  | 12:24 | 2-4    | .500  | 1-1        | 1.000 | 1-1         | 1.000 | 1        | 1   | 2   | 2.6 | 4   | 1  | 2  | 0   | 0   | 6   | 6.0 |     |
| at Arkansas           | 12/21/2023 | *  | 20:39 | 3-5    | .600  | 1-1        | 1.000 | 0-0         | .000  | 0        | 4   | 4   | 2.8 | 2   | 0  | 0  | 0   | 2   | 7   | 6.1 |     |
| at Western Ky.        | 12/30/2023 | *  | 32:54 | 2-6    | .333  | 2-5        | .400  | 0-0         | .000  | 0        | 4   | 4   | 2.8 | 2   | 3  | 2  | 0   | 0   | 6   | 6.1 |     |
| UTRGV                 | 01/06/2024 |    | 15:11 | 1-1    | 1.000 | 1-1        | 1.000 | 2-2         | 1.000 | 0        | 1   | 1   | 2.7 | 1   | 1  | 0  | 0   | 1   | 5   | 6.0 |     |
| at Grand Canyon       | 01/11/2024 |    | 14:37 | 1-4    | .250  | 1-2        | .500  | 0-0         | .000  | 0        | 2   | 2   | 2.7 | 3   | 0  | 0  | 0   | 0   | 3   | 5.8 |     |
| at California Baptist | 01/13/2024 |    | 18:20 | 0-2    | .000  | 0-1        | .000  | 0-0         | .000  | 1        | 2   | 3   | 2.7 | 2   | 0  | 0  | 0   | 1   | 0   | 5.4 |     |
| Totals                |            |    | 13    | 367:39 | 30-81 | .370       | 16-36 | .444        | 11-13 | .846     | 10  | 33  | 43  | 2.7 | 22 | 18 | 11  | 8   | 16  | 87  | 5.4 |

### Player Averages

| Games Played | Minutes/game | Points/game | FG Pct | 3FG Pct | FT Pct | Rebounds/game | Assists/game | Turnovers/game | Assist/Turnover ratio | Steals/game | Blocks/game |
|--------------|--------------|-------------|--------|---------|--------|---------------|--------------|----------------|-----------------------|-------------|-------------|
| 16           | 23.0         | 5.4         | 37.0   | 44.4    | 84.6   | 2.7           | 1.1          | 0.7            | 1.6                   | 1.0         | 0.5         |

## Career Stats

### STEELE, Cameron

|         |      |       | Field Goals |           | 3-Point |          | F-Throws |        | Rebounds |      |     |     | Scoring |       |       |    |     |     |     |     |     |
|---------|------|-------|-------------|-----------|---------|----------|----------|--------|----------|------|-----|-----|---------|-------|-------|----|-----|-----|-----|-----|-----|
| SEASON  | TEAM | GP-GS | MIN/AVG     | FG-FGA    | FG%     | 3FG-3FGA | 3FG%     | FT-FTA | FT%      | OFF  | DEF | TOT | AVG     | PF-FO | A     | TO | BLK | STL | PTS | AVG |     |
| 2020-21 | ACU  | 23-0  | 135/5.9     | 22-46     | .478    | 8-21     | .381     | 13-21  | .619     | 6    | 23  | 29  | 1.3     | 20-0  | 10    | 7  | 2   | 1   | 65  | 2.8 |     |
| 2021-22 | ACU  | 36-19 | 807/22.4    | 125-256   | .488    | 40-111   | .360     | 41-55  | .745     | 41   | 101 | 142 | 3.9     | 65-0  | 40    | 31 | 19  | 25  | 331 | 9.2 |     |
| 2022-23 | ACU  | 29-6  | 476/16.4    | 62-136    | .456    | 35-84    | .417     | 16-25  | .640     | 25   | 46  | 71  | 2.4     | 37-0  | 15    | 15 | 4   | 16  | 175 | 6.0 |     |
| 2023-24 | ACU  | 16-13 | 368/23.0    | 30-81     | .370    | 16-36    | .444     | 11-13  | .846     | 10   | 33  | 43  | 2.7     | 22-0  | 18    | 11 | 8   | 16  | 87  | 5.4 |     |
| TOTAL   |      |       | 104-38      | 1785/17.2 | 239-519 | .461     | 99-252   | .393   | 81-114   | .711 | 82  | 203 | 285     | 2.7   | 144-0 | 83 | 64  | 33  | 58  | 658 | 6.3 |

### Single Game Highs

| Statistic    | Value   |
|--------------|---|
| Points       | 23 at Utah Tech 01/01/22                                |
| Rebounds     | 10 at Utah Tech 01/01/22                                |
| Assists      | 5 vs Howard Payne 12/10/23                              |
| Steals       | 4 vs Missouri St. 11/20/23                              |
| Blocks       | 3 at Utah 11/09/21, vs Lamar University 02/24/22        |
| FG Made      | 10 at Utah Tech 01/01/22                                |
| FG Attempts  | 17 at Utah Valley 12/30/21, at Utah Tech 01/01/22       |
| 3FG Made     | 5 vs Middle Tenn. 03/22/22                              |
| 3FG Attempts | 9 at Utah Valley 12/30/21                               |
| FT Made      | 6 vs CSU Bakersfield 12/15/21, vs Tarleton St. 03/05/22 |
| FT Attempts  | 6 vs CSU Bakersfield 12/15/21, vs Tarleton St. 03/05/22 |





# #10 NASIR DEGRUY

G | 6-4 | 180 | So. | New Orleans, La. | LSU Eunice

## 2023-24 Season Stats

### Season Highs

|          |   |
|----------|---|
| Points   | 8 |
| Rebounds | 6 |
| Assists  | 4 |
| Steals   | 2 |
| Blocks   | 1 |
| 3-PT FGs | 0 |

### Honors & Awards



2023-24 Abilene Christian Men's Basketball  
Individual Game-by-Game  
All games

Page 7/14  
as of Jan 19, 2024

### #10 DEGRUY, Nasir

| Opponent              | Date       | GS | MIN    | Total  |       | 3-Pointers |      | Free throws |       | Rebounds |     |     |     | PF | A  | TO | BLK | STL | PTS | AVG |
|-----------------------|------------|----|--------|--------|-------|------------|------|-------------|-------|----------|-----|-----|-----|----|----|----|-----|-----|-----|-----|
|                       |            |    |        | FG-FGA | PCT   | 3FG-3FGA   | PCT  | FT-FTA      | PCT   | OFF      | DEF | TOT | AVG |    |    |    |     |     |     |     |
| at Oklahoma St.       | 11/06/2023 |    | 07:57  | 2-2    | 1.000 | 0-0        | .000 | 0-0         | .000  | 1        | 0   | 1   | 1.0 | 1  | 0  | 0  | 0   | 0   | 4   | 4.0 |
| at NC State           | 11/10/2023 |    | 17:00  | 1-3    | .333  | 0-1        | .000 | 2-2         | 1.000 | 2        | 4   | 6   | 3.5 | 0  | 2  | 0  | 0   | 1   | 4   | 4.0 |
| Prairie View          | 11/14/2023 |    | 15:04  | 3-4    | .750  | 0-0        | .000 | 2-2         | 1.000 | 1        | 1   | 2   | 3.0 | 3  | 1  | 0  | 0   | 0   | 8   | 5.3 |
| vs San Jose St.       | 11/17/2023 | *  | 23:40  | 2-6    | .333  | 0-1        | .000 | 0-0         | .000  | 0        | 2   | 2   | 2.8 | 1  | 4  | 1  | 1   | 0   | 4   | 5.0 |
| vs Fordham            | 11/19/2023 | *  | 16:56  | 0-3    | .000  | 0-1        | .000 | 1-2         | .500  | 0        | 2   | 2   | 2.6 | 3  | 0  | 2  | 0   | 1   | 1   | 4.2 |
| vs Missouri St.       | 11/20/2023 | *  | 10:26  | 1-3    | .333  | 0-1        | .000 | 0-0         | .000  | 0        | 1   | 1   | 2.3 | 0  | 0  | 2  | 0   | 0   | 2   | 3.8 |
| at UT Arlington       | 11/29/2023 | *  | 07:24  | 1-3    | .333  | 0-0        | .000 | 0-0         | .000  | 0        | 1   | 1   | 2.1 | 1  | 1  | 0  | 0   | 0   | 2   | 3.6 |
| SFA                   | 12/02/2023 |    | 23:06  | 3-5    | .600  | 0-1        | .000 | 1-1         | 1.000 | 0        | 0   | 0   | 1.9 | 2  | 2  | 2  | 0   | 0   | 7   | 4.0 |
| Northern Ariz.        | 12/06/2023 |    | 10:15  | 0-2    | .000  | 0-0        | .000 | 0-0         | .000  | 0        | 1   | 1   | 1.8 | 2  | 0  | 1  | 0   | 0   | 0   | 3.6 |
| Howard Payne          | 12/10/2023 |    | 17:56  | 2-2    | 1.000 | 0-0        | .000 | 3-4         | .750  | 0        | 4   | 4   | 2.0 | 2  | 3  | 1  | 0   | 0   | 7   | 3.9 |
| UTEP                  | 12/17/2023 |    | 13:09  | 1-1    | 1.000 | 0-0        | .000 | 3-5         | .600  | 0        | 1   | 1   | 1.9 | 2  | 0  | 1  | 0   | 0   | 5   | 4.0 |
| at Arkansas           | 12/21/2023 |    | 10:37  | 0-3    | .000  | 0-0        | .000 | 0-0         | .000  | 0        | 2   | 2   | 1.9 | 1  | 0  | 0  | 0   | 0   | 0   | 3.7 |
| at Western Ky.        | 12/30/2023 |    | 12:48  | 2-3    | .667  | 0-1        | .000 | 0-0         | .000  | 0        | 2   | 2   | 1.9 | 0  | 2  | 0  | 0   | 2   | 4   | 3.7 |
| UTRGV                 | 01/06/2024 |    | 11:26  | 0-3    | .000  | 0-1        | .000 | 4-4         | 1.000 | 1        | 4   | 5   | 2.1 | 0  | 2  | 1  | 0   | 0   | 4   | 3.7 |
| at Grand Canyon       | 01/11/2024 |    | 05:11  | 0-2    | .000  | 0-0        | .000 | 0-0         | .000  | 0        | 1   | 1   | 2.1 | 0  | 0  | 1  | 0   | 0   | 0   | 3.5 |
| at California Baptist | 01/13/2024 |    | 14:23  | 0-2    | .000  | 0-0        | .000 | 0-0         | .000  | 0        | 1   | 1   | 2.0 | 1  | 0  | 0  | 0   | 1   | 0   | 3.3 |
| at Tarleton St.       | 01/18/2024 |    | 11:49  | 0-2    | .000  | 0-0        | .000 | 0-0         | .000  | 2        | 1   | 3   | 2.1 | 1  | 2  | 0  | 0   | 0   | 0   | 3.1 |
| Totals                |            | 4  | 229:08 | 18-49  | .367  | 0-7        | .000 | 16-20       | .800  | 7        | 28  | 35  | 2.1 | 20 | 19 | 12 | 1   | 5   | 52  | 3.1 |

### Player Averages

| Games Played | Minutes/game | Points/game | FG Pct | 3FG Pct | FT Pct | Rebounds/game | Assists/game | Turnovers/game | Assist/Turnover ratio | Steals/game | Blocks/game |
|--------------|--------------|-------------|--------|---------|--------|---------------|--------------|----------------|-----------------------|-------------|-------------|
| 17           | 13.5         | 3.1         | 36.7   | 0.0     | 80.0   | 2.1           | 1.1          | 0.7            | 1.6                   | 0.3         | 0.1         |

## Career Stats

### DEGRUY, Nasir

|         |      |       |          | Field Goals |      | 3-Point  |      | F-Throws |      | Rebounds |     |     |     | Scoring |    |    |     |     |     |     |
|---------|------|-------|----------|-------------|------|----------|------|----------|------|----------|-----|-----|-----|---------|----|----|-----|-----|-----|-----|
| SEASON  | TEAM | GP-GS | MIN/AVG  | FG-FGA      | FG%  | 3FG-3FGA | 3FG% | FT-FTA   | FT%  | OFF      | DEF | TOT | AVG | PF-FO   | A  | TO | BLK | STL | PTS | AVG |
| 2023-24 | ACU  | 17-4  | 229/13.5 | 18-49       | .367 | 0-7      | .000 | 16-20    | .800 | 7        | 28  | 35  | 2.1 | 20-0    | 19 | 12 | 1   | 5   | 52  | 3.1 |
| TOTAL   |      | 17-4  | 229/13.5 | 18-49       | .367 | 0-7      | .000 | 16-20    | .800 | 7        | 28  | 35  | 2.1 | 20-0    | 19 | 12 | 1   | 5   | 52  | 3.1 |

### Single Game Highs

| Statistic    | Value                                       |
|--------------|---|
| Points       | 8 vs Prairie View 11/14/23                  |
| Rebounds     | 6 at NC State 11/10/23                      |
| Assists      | 4 vs San Jose St. 11/17/23                  |
| Steals       | 2 at Western Ky. 12/30/23                   |
| Blocks       | 1 vs San Jose St. 11/17/23                  |
| FG Made      | 3 vs Prairie View 11/14/23, vs SFA 12/02/23 |
| FG Attempts  | 6 vs San Jose St. 11/17/23                  |
| 3FG Attempts | 1 7 times                                   |
| FT Made      | 4 vs UTRGV 01/06/24                         |
| FT Attempts  | 5 vs UTEP 12/17/23                          |



# #11 MA'SHY HILL

F | 6-9 | Fr. | Austin, Texas | Spire Institute Academy

## 2023-24 Season Stats

### Season Highs

|          |   |
|----------|---|
| Points   | 4 |
| Rebounds | 3 |
| Assists  | 3 |
| Steals   | 1 |
| Blocks   | 0 |
| 3-PT FGs | 0 |

### Honors & Awards



### 2023-24 Abilene Christian Men's Basketball Individual Game-by-Game All games

Page 8/14  
as of Jan 19, 2024

#### #11 HILL, Ma'Shy

| Opponent              | Date       | GS | MIN   | Total  |       | 3-Pointers |      | Free throws |       | Rebounds |     |     |     | PF | A | TO | BLK | STL | PTS | AVG |
|-----------------------|------------|----|-------|--------|-------|------------|------|-------------|-------|----------|-----|-----|-----|----|---|----|-----|-----|-----|-----|
|                       |            |    |       | FG-FGA | PCT   | 3FG-3FGA   | PCT  | FT-FTA      | PCT   | OFF      | DEF | TOT | AVG |    |   |    |     |     |     |     |
| at NC State           | 11/10/2023 |    | 02:34 | 0-0    | .000  | 0-0        | .000 | 0-2         | .000  | 1        | 0   | 1   | 1.0 | 0  | 0 | 0  | 0   | 0   | 0   | 0.0 |
| vs Fordham            | 11/19/2023 |    | 00:16 | 0-0    | .000  | 0-0        | .000 | 0-0         | .000  | 0        | 0   | 0   | 0.5 | 0  | 0 | 0  | 0   | 0   | 0   | 0.0 |
| vs Missouri St.       | 11/20/2023 |    | 04:05 | 1-2    | .500  | 0-0        | .000 | 0-0         | .000  | 0        | 0   | 0   | 0.3 | 1  | 0 | 1  | 0   | 0   | 2   | 0.7 |
| SFA                   | 12/02/2023 |    | 03:35 | 0-0    | .000  | 0-0        | .000 | 2-2         | 1.000 | 0        | 0   | 0   | 0.3 | 2  | 0 | 0  | 0   | 0   | 2   | 1.0 |
| Northern Ariz.        | 12/06/2023 |    | 03:46 | 0-1    | .000  | 0-0        | .000 | 0-0         | .000  | 0        | 0   | 0   | 0.2 | 0  | 0 | 0  | 0   | 0   | 0   | 0.8 |
| Howard Payne          | 12/10/2023 |    | 11:08 | 2-2    | 1.000 | 0-0        | .000 | 0-0         | .000  | 1        | 2   | 3   | 0.7 | 2  | 3 | 0  | 0   | 0   | 4   | 1.3 |
| UTEP                  | 12/17/2023 |    | 02:22 | 0-0    | .000  | 0-0        | .000 | 0-0         | .000  | 0        | 0   | 0   | 0.6 | 1  | 0 | 0  | 0   | 0   | 0   | 1.1 |
| at Arkansas           | 12/21/2023 |    | 02:09 | 0-0    | .000  | 0-0        | .000 | 0-0         | .000  | 0        | 0   | 0   | 0.5 | 1  | 0 | 1  | 0   | 1   | 0   | 1.0 |
| at Western Ky.        | 12/30/2023 |    | 02:54 | 0-0    | .000  | 0-0        | .000 | 0-0         | .000  | 0        | 1   | 1   | 0.6 | 2  | 1 | 0  | 0   | 0   | 0   | 0.9 |
| UTRGV                 | 01/06/2024 |    | 05:05 | 0-0    | .000  | 0-0        | .000 | 0-0         | .000  | 0        | 0   | 0   | 0.5 | 2  | 1 | 0  | 0   | 0   | 0   | 0.8 |
| at Grand Canyon       | 01/11/2024 |    | 03:21 | 0-0    | .000  | 0-0        | .000 | 0-0         | .000  | 0        | 0   | 0   | 0.5 | 1  | 0 | 1  | 0   | 0   | 0   | 0.7 |
| at California Baptist | 01/13/2024 |    | 02:01 | 0-0    | .000  | 0-0        | .000 | 0-0         | .000  | 0        | 0   | 0   | 0.4 | 2  | 0 | 0  | 0   | 0   | 0   | 0.7 |
| Totals                |            | 0  | 43:16 | 3-5    | .600  | 0-0        | .000 | 2-4         | .500  | 2        | 3   | 5   | 0.4 | 14 | 5 | 3  | 0   | 1   | 8   | 0.7 |

#### Player Averages

| Games Played | Minutes/game | Points/game | FG Pct | 3FG Pct | FT Pct | Rebounds/game | Assists/game | Turnovers/game | Assist/Turnover ratio | Steals/game | Blocks/game |
|--------------|--------------|-------------|--------|---------|--------|---------------|--------------|----------------|-----------------------|-------------|-------------|
| 12           | 3.6          | 0.7         | 60.0   | 0.0     | 50.0   | 0.4           | 0.4          | 0.3            | 1.7                   | 0.1         | 0.0         |

## Career Stats



### Abilene Christian Men's Basketball Individual Career Summaries All games

Page 3/7  
as of Jan 19, 2024

#### HILL, Ma'shy

|         |      | Field Goals |    | 3-Point |     | F-Throws |      | Rebounds |      |        |      | Scoring |     |     |     |
|---------|------|-------------|----|---------|-----|----------|------|----------|------|--------|------|---------|-----|-----|-----|
| SEASON  | TEAM | GP          | GS | MIN     | AVG | FG-FGA   | FG%  | 3FG-3FGA | 3FG% | FT-FTA | FT%  | OFF     | DEF | TOT | AVG |
| 2023-24 | ACU  | 12-0        |    | 43/3.6  |     | 3-5      | .600 | 0-0      | .000 | 2-4    | .500 | 2       | 3   | 5   | 0.4 |
| TOTAL   |      | 12-0        |    | 43/3.6  |     | 3-5      | .600 | 0-0      | .000 | 2-4    | .500 | 2       | 3   | 5   | 0.4 |

#### Single Game Highs

| Statistic   | Value  |
|-------------|--|
| Points      | 4 vs Howard Payne 12/10/23                           |
| Rebounds    | 3 vs Howard Payne 12/10/23                           |
| Assists     | 3 vs Howard Payne 12/10/23                           |
| Steals      | 1 at Arkansas 12/21/23                               |
| FG Made     | 2 vs Howard Payne 12/10/23                           |
| FG Attempts | 2 vs Howard Payne 12/10/23, vs Missouri St. 11/20/23 |
| FT Made     | 2 vs SFA 12/02/23                                    |
| FT Attempts | 2 at NC State 11/10/23, vs SFA 12/02/23              |



# #13 MUODUBEM MUONEKE

G | 6-5 | 218 | So. | Cypress, Texas | Cypress Ranch HS

## 2023-24 Season Stats

| Season Highs |    |
|--------------|----|
| Points       | 19 |
| Rebounds     | 5  |
| Assists      | 1  |
| Steals       | 0  |
| Blocks       | 0  |
| 3-PT FGs     | 0  |

| Honors & Awards |  |
|-----------------|--|
|                 |  |



2023-24 Abilene Christian Men's Basketball  
Individual Game-by-Game  
All games

Page 9/14  
as of Jan 19, 2024

### #13 MUONEKE, Muodubem

| Opponent        | Date       | GS | MIN   | Total  |       | 3-Pointers |      | Free throws |      | Rebounds |     |     |     | PF | A | TO | BLK | STL | PTS | AVG |
|-----------------|------------|----|-------|--------|-------|------------|------|-------------|------|----------|-----|-----|-----|----|---|----|-----|-----|-----|-----|
|                 |            |    |       | FG-FGA | PCT   | 3FG-3FGA   | PCT  | FT-FTA      | PCT  | OFF      | DEF | TOT | AVG |    |   |    |     |     |     |     |
| at Oklahoma St. | 11/06/2023 |    | 05:10 | 0-0    | .000  | 0-0        | .000 | 0-0         | .000 | 0        | 1   | 1   | 1.0 | 0  | 0 | 0  | 0   | 0   | 0   | 0.0 |
| at NC State     | 11/10/2023 |    | 10:22 | 1-5    | .200  | 0-1        | .000 | 0-0         | .000 | 2        | 2   | 4   | 2.5 | 1  | 1 | 0  | 0   | 0   | 2   | 1.0 |
| Prairie View    | 11/14/2023 |    | 04:20 | 0-0    | .000  | 0-0        | .000 | 2-4         | .500 | 0        | 1   | 1   | 2.0 | 0  | 0 | 0  | 0   | 0   | 2   | 1.3 |
| vs San Jose St. | 11/17/2023 |    | 01:43 | 0-0    | .000  | 0-0        | .000 | 0-0         | .000 | 0        | 0   | 0   | 1.5 | 1  | 0 | 0  | 0   | 0   | 0   | 1.0 |
| vs Fordham      | 11/19/2023 |    | 03:34 | 1-1    | 1.000 | 0-0        | .000 | 0-0         | .000 | 0        | 0   | 0   | 1.2 | 1  | 0 | 1  | 0   | 0   | 2   | 1.2 |
| vs Missouri St. | 11/20/2023 |    | 03:49 | 0-1    | .000  | 0-0        | .000 | 1-2         | .500 | 0        | 0   | 0   | 1.0 | 0  | 0 | 0  | 0   | 0   | 1   | 1.2 |
| at UT Arlington | 11/29/2023 |    | 02:22 | 0-0    | .000  | 0-0        | .000 | 0-0         | .000 | 0        | 0   | 0   | 0.9 | 2  | 0 | 1  | 0   | 0   | 0   | 1.0 |
| Northern Ariz.  | 12/06/2023 |    | 01:02 | 0-0    | .000  | 0-0        | .000 | 0-0         | .000 | 0        | 0   | 0   | 0.8 | 0  | 0 | 0  | 0   | 0   | 0   | 0.9 |
| Howard Payne    | 12/10/2023 |    | 13:17 | 8-11   | .727  | 0-0        | .000 | 3-6         | .500 | 3        | 2   | 5   | 1.2 | 2  | 1 | 1  | 0   | 0   | 19  | 2.9 |
| UTEP            | 12/17/2023 |    | 00:27 | 0-1    | .000  | 0-0        | .000 | 0-0         | .000 | 0        | 0   | 0   | 1.1 | 0  | 0 | 1  | 0   | 0   | 0   | 2.6 |
| at Western Ky.  | 12/30/2023 |    | 02:32 | 1-2    | .500  | 0-0        | .000 | 0-0         | .000 | 1        | 0   | 1   | 1.1 | 0  | 0 | 0  | 0   | 0   | 2   | 2.5 |
| at Tarleton St. | 01/18/2024 |    | 03:23 | 1-1    | 1.000 | 0-0        | .000 | 0-0         | .000 | 0        | 0   | 0   | 1.0 | 0  | 0 | 0  | 0   | 0   | 2   | 2.5 |
| Totals          |            | 0  | 52:01 | 12-22  | .545  | 0-1        | .000 | 6-12        | .500 | 6        | 6   | 12  | 1.0 | 7  | 2 | 4  | 0   | 0   | 30  | 2.5 |

### Player Averages

| Games Played | Minutes/ game | Points/ game | FG Pct | 3FG Pct | FT Pct | Rebounds/ game | Assists/ game | Turnovers/ game | Assist/Turnover ratio | Steals/ game | Blocks/ game |
|--------------|---------------|--------------|--------|---------|--------|----------------|---------------|-----------------|-----------------------|--------------|--------------|
| 12           | 4.3           | 2.5          | 54.5   | 0.0     | 50.0   | 1.0            | 0.2           | 0.3             | 0.5                   | 0.0          | 0.0          |

## Career Stats

### MUONEKE, Muodubem

| SEASON  | TEAM | GP-GS | MIN/AVG | Field Goals |      | 3-Point  |      | F-Throws |      | Rebounds |     |     |     | Scoring |   |    |     |     |     |     |
|---------|------|-------|---------|-------------|------|----------|------|----------|------|----------|-----|-----|-----|---------|---|----|-----|-----|-----|-----|
|         |      |       |         | FG-FGA      | FG%  | 3FG-3FGA | 3FG% | FT-FTA   | FT%  | OFF      | DEF | TOT | AVG | PF-FO   | A | TO | BLK | STL | PTS | AVG |
| 2022-23 | ACU  | 11-0  | 45/4.1  | 4-15        | .267 | 0-5      | .000 | 1-6      | .167 | 3        | 5   | 8   | 0.7 | 4-0     | 1 | 4  | 1   | 1   | 9   | 0.8 |
| 2023-24 | ACU  | 12-0  | 52/4.3  | 12-22       | .545 | 0-1      | .000 | 6-12     | .500 | 6        | 6   | 12  | 1.0 | 7-0     | 2 | 4  | 0   | 0   | 30  | 2.5 |
| TOTAL   |      | 23-0  | 97/4.2  | 16-37       | .432 | 0-6      | .000 | 7-18     | .389 | 9        | 11  | 20  | 0.9 | 11-0    | 3 | 8  | 1   | 1   | 39  | 1.7 |

### Single Game Highs

| Statistic    | Value  |
|--------------|--|
| Points       | 19 vs Howard Payne 12/10/23  |
| Rebounds     | 5 vs Howard Payne 12/10/23   |
| Assists      | 1 vs North American 11/30/22, at NC State 11/10/23, vs Howard Payne 12/10/23 |
| Steals       | 1 vs Howard Payne 12/21/22   |
| Blocks       | 1 vs Howard Payne 12/21/22   |
| FG Made      | 8 vs Howard Payne 12/10/23   |
| FG Attempts  | 11 vs Howard Payne 12/10/23  |
| 3FG Attempts | 2 vs McMurry 11/15/22  |
| FT Made      | 3 vs Howard Payne 12/10/23   |
| FT Attempts  | 6 vs Howard Payne 12/10/23   |





# #21 HUNTER JACK MADDEN

G | 6-2 | 190 | Sr. | Sydney, Australia | Otero JC

## 2023-24 Season Stats

| Season Highs |    |
|--------------|----|
| Points       | 22 |
| Rebounds     | 9  |
| Assists      | 7  |
| Steals       | 3  |
| Blocks       | 0  |
| 3-PT FGs     | 6  |

| Honors & Awards     |  |
|---------------------|--|
| 2022-23             |  |
| Academic All-WAC    |  |
| WAC Emerging Leader |  |



### 2023-24 Abilene Christian Men's Basketball Individual Game-by-Game All games

Page 10/14  
as of Jan 19, 2024

#### #21 MADDEN, Hunter Jack

| Opponent              | Date       | GS | MIN   | Total  |        | 3-Pointers |       | Free throws |       | Rebounds |     |     |     | PF  | A  | TO | BLK | STL | PTS | AVG  |      |
|-----------------------|------------|----|-------|--------|--------|------------|-------|-------------|-------|----------|-----|-----|-----|-----|----|----|-----|-----|-----|------|------|
|                       |            |    |       | FG-FGA | PCT    | 3FG-3FGA   | PCT   | FT-FTA      | PCT   | OFF      | DEF | TOT | AVG |     |    |    |     |     |     |      |      |
| at Oklahoma St.       | 11/06/2023 | *  | 25:36 | 4-8    | .500   | 1-3        | .333  | 5-5         | 1.000 | 0        | 1   | 1   | 1.0 | 1   | 1  | 2  | 0   | 2   | 14  | 14.0 |      |
| at NC State           | 11/10/2023 | *  | 10:31 | 1-2    | .500   | 1-2        | .500  | 0-0         | .000  | 0        | 2   | 2   | 1.5 | 3   | 0  | 1  | 0   | 0   | 3   | 8.5  |      |
| Prairie View          | 11/14/2023 | *  | 33:07 | 4-9    | .444   | 4-6        | .667  | 2-2         | 1.000 | 2        | 3   | 5   | 2.7 | 3   | 0  | 4  | 0   | 1   | 14  | 10.3 |      |
| vs San Jose St.       | 11/17/2023 | *  | 33:44 | 7-13   | .538   | 4-4        | 1.000 | 4-5         | .800  | 3        | 6   | 9   | 4.3 | 1   | 1  | 0  | 0   | 1   | 22  | 13.3 |      |
| vs Fordham            | 11/19/2023 | *  | 34:41 | 1-5    | .200   | 0-2        | .000  | 6-9         | .667  | 2        | 3   | 5   | 4.4 | 1   | 1  | 0  | 0   | 1   | 8   | 12.2 |      |
| vs Missouri St.       | 11/20/2023 | *  | 33:54 | 5-7    | .714   | 1-2        | .500  | 3-5         | .600  | 1        | 7   | 8   | 5.0 | 2   | 3  | 1  | 0   | 0   | 14  | 12.5 |      |
| at UT Arlington       | 11/29/2023 | *  | 32:42 | 5-8    | .625   | 3-5        | .600  | 6-7         | .857  | 0        | 1   | 1   | 4.4 | 2   | 7  | 1  | 0   | 3   | 19  | 13.4 |      |
| SFA                   | 12/02/2023 | *  | 39:45 | 0-8    | .000   | 0-6        | .000  | 5-6         | .833  | 0        | 1   | 1   | 4.0 | 2   | 2  | 2  | 0   | 1   | 5   | 12.4 |      |
| Northern Ariz.        | 12/06/2023 | *  | 29:34 | 0-3    | .000   | 0-2        | .000  | 4-4         | 1.000 | 0        | 2   | 2   | 3.8 | 3   | 1  | 0  | 0   | 0   | 4   | 11.4 |      |
| Howard Payne          | 12/10/2023 | *  | 22:10 | 2-5    | .400   | 2-5        | .400  | 0-0         | .000  | 0        | 4   | 4   | 3.8 | 1   | 2  | 0  | 0   | 1   | 6   | 10.9 |      |
| UTEP                  | 12/17/2023 | *  | 33:35 | 2-8    | .250   | 2-5        | .400  | 12-13       | .923  | 2        | 2   | 4   | 3.8 | 2   | 2  | 4  | 0   | 2   | 18  | 11.5 |      |
| at Arkansas           | 12/21/2023 | *  | 34:16 | 3-11   | .273   | 1-5        | .200  | 1-3         | .333  | 0        | 6   | 6   | 4.0 | 2   | 3  | 1  | 0   | 1   | 8   | 11.3 |      |
| at Western Ky.        | 12/30/2023 | *  | 34:33 | 7-15   | .467   | 6-8        | .750  | 1-1         | 1.000 | 1        | 3   | 4   | 4.0 | 1   | 2  | 1  | 0   | 1   | 21  | 12.0 |      |
| UTRGV                 | 01/06/2024 | *  | 42:03 | 5-9    | .556   | 2-4        | .500  | 5-8         | .625  | 0        | 0   | 0   | 3.7 | 2   | 3  | 3  | 0   | 1   | 17  | 12.4 |      |
| at Grand Canyon       | 01/11/2024 | *  | 38:28 | 2-9    | .222   | 1-5        | .200  | 2-2         | 1.000 | 0        | 5   | 5   | 3.8 | 0   | 2  | 1  | 0   | 0   | 7   | 12.0 |      |
| at California Baptist | 01/13/2024 | *  | 31:24 | 4-10   | .400   | 1-4        | .250  | 4-5         | .800  | 1        | 2   | 3   | 3.8 | 3   | 3  | 1  | 0   | 1   | 13  | 12.1 |      |
| at Tarleton St.       | 01/18/2024 | *  | 39:03 | 3-12   | .250   | 2-6        | .333  | 3-4         | .750  | 0        | 4   | 4   | 3.8 | 2   | 3  | 1  | 0   | 2   | 11  | 12.0 |      |
| Totals                |            |    | 17    | 549:05 | 55-142 | .387       | 31-74 | .419        | 63-79 | .797     | 12  | 52  | 64  | 3.8 | 31 | 36 | 23  | 0   | 18  | 204  | 12.0 |

#### Player Averages

| Games Played | Minutes/game | Points/game | FG Pct | 3FG Pct | FT Pct | Rebounds/game | Assists/game | Turnovers/game | Assist/Turnover ratio | Steals/game | Blocks/game |
|--------------|--------------|-------------|--------|---------|--------|---------------|--------------|----------------|-----------------------|-------------|-------------|
| 17           | 32.3         | 12.0        | 38.7   | 41.9    | 79.7   | 3.8           | 2.1          | 1.4            | 1.6                   | 1.1         | 0.0         |

## Career Stats

#### MADDEN, Hunter jack

|         |      |       | Field Goals |         | 3-Point |          | F-Throws |         | Rebounds |     |     |     |     |       |    |    |     | Scoring |     |      |
|---------|------|-------|-------------|---------|---------|----------|----------|---------|----------|-----|-----|-----|-----|-------|----|----|-----|---------|-----|------|
| SEASON  | TEAM | GP-GS | MIN/AVG     | FG-FGA  | FG%     | 3FG-3FGA | 3FG%     | FT-FTA  | FT%      | OFF | DEF | TOT | AVG | PF-FO | A  | TO | BLK | STL     | PTS | AVG  |
| 2022-23 | ACU  | 30-12 | 576/19.2    | 54-145  | .372    | 23-73    | .315     | 45-58   | .776     | 8   | 69  | 77  | 2.6 | 55-1  | 53 | 33 | 1   | 21      | 176 | 5.9  |
| 2023-24 | ACU  | 17-17 | 549/32.3    | 55-142  | .387    | 31-74    | .419     | 63-79   | .797     | 12  | 52  | 64  | 3.8 | 31-0  | 36 | 23 | 0   | 18      | 204 | 12.0 |
| TOTAL   |      | 47-29 | 1125/23.9   | 109-287 | .380    | 54-147   | .367     | 108-137 | .788     | 20  | 121 | 141 | 3.0 | 86-1  | 89 | 56 | 1   | 39      | 380 | 8.1  |

#### Single Game Highs

| Statistic    | Value  |
|--------------|--|
| Points       | 22 vs San Jose St. 11/17/23  |
| Rebounds     | 9 vs San Jose St. 11/17/23   |
| Assists      | 7 at UT Arlington 11/29/23   |
| Steals       | 3 vs Arlington Baptist 12/03/22, vs Tex. A&M-Commerce 12/10/22, at UT Arlington 11/29/23 |
| Blocks       | 1 at Utah Valley 01/18/23  |
| FG Made      | 7 vs San Jose St. 11/17/23, at Western Ky. 12/30/23                                      |
| FG Attempts  | 15 at Western Ky. 12/30/23   |
| 3FG Made     | 6 at Western Ky. 12/30/23  |
| 3FG Attempts | 8 at Western Ky. 12/30/23  |
| FT Made      | 12 vs UTEP 12/17/23  |
| FT Attempts  | 13 vs UTEP 12/17/23  |





# #22 AIDAN IGIEHON

F | 6-10 | 250 | Sr. | Dublin, Ireland | Grand Canyon / Louisville

## 2023-24 Season Stats

| Season Highs |    |
|--------------|----|
| Points       | 15 |
| Rebounds     | 8  |
| Assists      | 1  |
| Steals       | 1  |
| Blocks       | 2  |
| 3-PT FGs     | 0  |

| Honors & Awards |  |
|-----------------|--|
|                 |  |



### 2023-24 Abilene Christian Men's Basketball Individual Game-by-Game All games

Page 11/14  
as of Jan 19, 2024

#### #22 IGIEHON, Aidan

| Opponent              | Date       | GS | Total  |       |          | 3-Pointers |        | Free throws |       | Rebounds |     |     |     | PF | A | TO | BLK | STL | PTS | AVG |
|-----------------------|------------|----|--------|-------|----------|------------|--------|-------------|-------|----------|-----|-----|-----|----|---|----|-----|-----|-----|-----|
|                       |            |    | FG-FGA | PCT   | 3FG-3FGA | PCT        | FT-FTA | PCT         | OFF   | DEF      | TOT | AVG |     |    |   |    |     |     |     |     |
| at Oklahoma St.       | 11/06/2023 |    | 14:41  | 2-4   | .500     | 0-0        | .000   | 0-0         | .000  | 1        | 4   | 5   | 5.0 | 4  | 0 | 0  | 0   | 1   | 4   | 4.0 |
| at NC State           | 11/10/2023 |    | 16:54  | 0-6   | .000     | 0-1        | .000   | 2-2         | 1.000 | 3        | 1   | 4   | 4.5 | 0  | 0 | 1  | 0   | 0   | 2   | 3.0 |
| Prairie View          | 11/14/2023 | *  | 15:12  | 2-7   | .286     | 0-0        | .000   | 2-2         | 1.000 | 1        | 1   | 2   | 3.7 | 0  | 1 | 0  | 0   | 0   | 6   | 4.0 |
| vs San Jose St.       | 11/17/2023 |    | 13:44  | 2-5   | .400     | 0-0        | .000   | 3-4         | .750  | 1        | 1   | 2   | 3.3 | 2  | 0 | 1  | 1   | 0   | 7   | 4.8 |
| vs Fordham            | 11/19/2023 |    | 22:09  | 4-9   | .444     | 0-1        | .000   | 0-0         | .000  | 1        | 7   | 8   | 4.2 | 4  | 1 | 1  | 0   | 1   | 8   | 5.4 |
| vs Missouri St.       | 11/20/2023 |    | 08:30  | 0-0   | .000     | 0-0        | .000   | 0-0         | .000  | 0        | 0   | 0   | 3.5 | 2  | 0 | 2  | 0   | 0   | 0   | 4.5 |
| at UT Arlington       | 11/29/2023 |    | 07:04  | 0-1   | .000     | 0-0        | .000   | 0-0         | .000  | 1        | 0   | 1   | 3.1 | 2  | 0 | 2  | 0   | 0   | 0   | 3.9 |
| SFA                   | 12/02/2023 |    | 06:39  | 0-0   | .000     | 0-0        | .000   | 0-0         | .000  | 0        | 0   | 0   | 2.8 | 1  | 1 | 2  | 0   | 0   | 0   | 3.4 |
| Northern Ariz.        | 12/06/2023 |    | 12:24  | 0-3   | .000     | 0-1        | .000   | 0-0         | .000  | 1        | 3   | 4   | 2.9 | 2  | 0 | 2  | 0   | 0   | 0   | 3.0 |
| Howard Payne          | 12/10/2023 |    | 11:27  | 5-7   | .714     | 0-0        | .000   | 5-7         | .714  | 2        | 6   | 8   | 3.4 | 3  | 0 | 2  | 0   | 0   | 15  | 4.2 |
| UTEP                  | 12/17/2023 |    | 08:14  | 1-1   | 1.000    | 0-0        | .000   | 2-2         | 1.000 | 0        | 1   | 1   | 3.2 | 1  | 0 | 2  | 0   | 0   | 4   | 4.2 |
| at Arkansas           | 12/21/2023 |    | 08:04  | 1-3   | .333     | 0-0        | .000   | 0-1         | .000  | 1        | 1   | 2   | 3.1 | 1  | 0 | 1  | 0   | 1   | 2   | 4.0 |
| at Western Ky.        | 12/30/2023 |    | 08:15  | 0-1   | .000     | 0-0        | .000   | 0-0         | .000  | 0        | 1   | 1   | 2.9 | 2  | 1 | 0  | 0   | 0   | 0   | 3.7 |
| UTRGV                 | 01/06/2024 |    | 03:11  | 0-0   | .000     | 0-0        | .000   | 0-0         | .000  | 0        | 1   | 1   | 2.8 | 0  | 0 | 0  | 0   | 0   | 0   | 3.4 |
| at Grand Canyon       | 01/11/2024 |    | 02:20  | 0-0   | .000     | 0-0        | .000   | 0-0         | .000  | 0        | 0   | 0   | 2.6 | 2  | 0 | 0  | 0   | 0   | 0   | 3.2 |
| at California Baptist | 01/13/2024 |    | 03:04  | 0-2   | .000     | 0-1        | .000   | 0-0         | .000  | 0        | 0   | 0   | 2.4 | 0  | 0 | 0  | 0   | 0   | 0   | 3.0 |
| at Tarleton St.       | 01/18/2024 |    | 24:49  | 4-7   | .571     | 1-1        | 1.000  | 2-2         | 1.000 | 2        | 3   | 5   | 2.6 | 4  | 0 | 2  | 1   | 11  | 3.5 |     |
| Totals                |            | 1  | 186:42 | 21-56 | .375     | 1-5        | .200   | 16-20       | .800  | 14       | 30  | 44  | 2.6 | 30 | 4 | 16 | 3   | 4   | 59  | 3.5 |

#### Player Averages

| Games Played | Minutes/game | Points/game | FG Pct | 3FG Pct | FT Pct | Rebounds/game | Assists/game | Turnovers/game | Assist/Turnover ratio | Steals/game | Blocks/game |
|--------------|--------------|-------------|--------|---------|--------|---------------|--------------|----------------|-----------------------|-------------|-------------|
| 17           | 11.0         | 3.5         | 37.5   | 20.0    | 80.0   | 2.6           | 0.2          | 0.9            | 0.3                   | 0.2         | 0.2         |


## Career Stats

#### IGIEHON, Aidan

| SEASON        | TEAM | GP-GS | MIN/AVG  | Field Goals |      | 3-Point  |       | F-Throws |      | Rebounds |     |     |     | Scoring |                     |
|---------------|------|-------|----------|-------------|------|----------|-------|----------|------|----------|-----|-----|-----|---------|---------------------|
|               |      |       |          | FG-FGA      | FG%  | 3FG-3FGA | 3FG%  | FT-FTA   | FT%  | OFF      | DEF | TOT | AVG | PF-FO   | PTS AVG             |
| 2019-20       | LOU  | 13-0  | 61/4.7   | 5-8         | .625 | 0-0      | .000  | 3-8      | .375 | 2        | 15  | 17  | 1.3 | 12-0    | 13 1.0              |
| 2020-21       | LOU  | 5-0   | 40/8.1   | 5-7         | .714 | 0-0      | .000  | 3-8      | .375 | 4        | 4   | 8   | 1.6 | 13-1    | 13 2.6              |
| 2021-22       | GCU  | 26-2  | 228/8.8  | 28-49       | .571 | 1-1      | 1.000 | 13-27    | .481 | 25       | 47  | 72  | 2.8 | 29-0    | 4 70 2.7            |
| 2022-23       | GCU  | 32-3  | 319/10.0 | 30-66       | .455 | 0-3      | .000  | 22-34    | .647 | 36       | 68  | 104 | 3.3 | 45-2    | 7 23 12 4 82 2.6    |
| 2023-24       | ACU  | 17-1  | 187/11.0 | 21-56       | .375 | 1-5      | .200  | 16-20    | .800 | 14       | 30  | 44  | 2.6 | 30-0    | 4 16 3 4 59 3.5     |
| TOTAL FOR ACU |      | 17-1  | 187/11.0 | 21-56       | .375 | 1-5      | .200  | 16-20    | .800 | 14       | 30  | 44  | 2.6 | 30-0    | 4 16 3 4 59 3.5     |
| TOTAL         |      | 93-6  | 835/9.0  | 89-186      | .478 | 2-9      | .222  | 57-97    | .588 | 81       | 164 | 245 | 2.6 | 129-3   | 12 64 28 13 237 2.5 |

#### Single Game Highs

| Statistic    | Value   |
|--------------|---|
| Points       | 15 vs Howard Payne 12/10/23   |
| Rebounds     | 12 vs Park (AZ) 02/21/23  |
| Assists      | 1 12 times  |
| Steals       | 3 vs Utah Tech 01/18/23   |
| Blocks       | 2 vs California Baptist 12/29/22, vs Utah Valley 01/21/23, at Tarleton St. 01/18/24 |
| FG Made      | 5 vs Howard Payne 12/10/23  |
| FG Attempts  | 9 vs Fordham 11/19/23   |
| 3FG Made     | 1 vs Ottawa (AZ) 12/11/21, at Tarleton St. 01/18/24                                 |
| 3FG Attempts | 1 9 times   |
| FT Made      | 5 vs Howard Payne 12/10/23  |
| FT Attempts  | 7 vs Howard Payne 12/10/23  |



# #23 AIRION SIMMONS

F | 6-5 | 264 | Sr. | Little Rock, Ark. | Parkview Magnet HS

## 2023-24 Season Stats

### Season Highs

|          |    |
|----------|----|
| Points   | 25 |
| Rebounds | 11 |
| Assists  | 5  |
| Steals   | 6  |
| Blocks   | 2  |
| 3-PT FGs | 4  |

### Honors & Awards

**2021-22**  
All-WAC Second Team  
WAC All-Tournament  
WAC Player of the Week (2/5/22)



2023-24 Abilene Christian Men's Basketball  
Individual Game-by-Game  
All games

Page 12/14  
as of Jan 19, 2024

### #23 SIMMONS, Airion

| Opponent              | Date       | GS | MIN   | Total  |        | 3-Pointers |       | Free throws |       | Rebounds |     |     |      | PF  | A  | TO | BLK | STL | PTS | AVG  |      |
|-----------------------|------------|----|-------|--------|--------|------------|-------|-------------|-------|----------|-----|-----|------|-----|----|----|-----|-----|-----|------|------|
|                       |            |    |       | FG-FGA | PCT    | 3FG-3FGA   | PCT   | FT-FTA      | PCT   | OFF      | DEF | TOT | AVG  |     |    |    |     |     |     |      |      |
| at Oklahoma St.       | 11/06/2023 | *  | 24:49 | 5-13   | .385   | 1-5        | .200  | 0-2         | .000  | 2        | 9   | 11  | 11.0 | 3   | 4  | 1  | 0   | 1   | 11  | 11.0 |      |
| at NC State           | 11/10/2023 | *  | 17:59 | 3-7    | .429   | 0-2        | .000  | 1-3         | .333  | 1        | 0   | 1   | 6.0  | 4   | 2  | 2  | 0   | 0   | 7   | 9.0  |      |
| Prairie View          | 11/14/2023 | *  | 19:49 | 3-11   | .273   | 0-4        | .000  | 1-2         | .500  | 1        | 6   | 7   | 6.3  | 4   | 2  | 5  | 0   | 2   | 7   | 8.3  |      |
| vs San Jose St.       | 11/17/2023 | *  | 24:47 | 6-12   | .500   | 2-3        | .667  | 3-5         | .600  | 1        | 5   | 6   | 6.3  | 1   | 1  | 1  | 1   | 0   | 17  | 10.5 |      |
| vs Fordham            | 11/19/2023 | *  | 21:15 | 3-8    | .375   | 0-1        | .000  | 0-0         | .000  | 2        | 3   | 5   | 6.0  | 2   | 2  | 1  | 0   | 2   | 6   | 9.6  |      |
| vs Missouri St.       | 11/20/2023 | *  | 23:12 | 10-16  | .625   | 4-4        | 1.000 | 1-2         | .500  | 0        | 2   | 2   | 5.3  | 3   | 4  | 0  | 1   | 1   | 25  | 12.2 |      |
| at UT Arlington       | 11/29/2023 | *  | 27:02 | 6-9    | .667   | 2-4        | .500  | 3-5         | .600  | 0        | 3   | 3   | 5.0  | 3   | 1  | 4  | 0   | 1   | 17  | 12.9 |      |
| SFA                   | 12/02/2023 | *  | 30:52 | 4-10   | .400   | 1-3        | .333  | 3-4         | .750  | 2        | 5   | 7   | 5.3  | 5   | 1  | 1  | 1   | 6   | 12  | 12.8 |      |
| Northern Ariz.        | 12/06/2023 | *  | 27:25 | 9-17   | .529   | 1-3        | .333  | 6-7         | .857  | 3        | 4   | 7   | 5.4  | 1   | 0  | 2  | 0   | 1   | 25  | 14.1 |      |
| Howard Payne          | 12/10/2023 | *  | 15:45 | 5-7    | .714   | 0-2        | .000  | 2-6         | .333  | 1        | 5   | 6   | 5.5  | 3   | 2  | 2  | 0   | 1   | 12  | 13.9 |      |
| UTEP                  | 12/17/2023 | *  | 28:11 | 1-3    | .333   | 0-1        | .000  | 3-6         | .500  | 0        | 8   | 8   | 5.7  | 3   | 2  | 1  | 1   | 2   | 5   | 13.1 |      |
| at Arkansas           | 12/21/2023 | *  | 22:45 | 2-9    | .222   | 0-4        | .000  | 3-4         | .750  | 3        | 1   | 4   | 5.6  | 3   | 5  | 0  | 0   | 0   | 7   | 12.6 |      |
| UTRGV                 | 01/06/2024 | *  | 29:24 | 3-7    | .429   | 0-2        | .000  | 6-12        | .500  | 0        | 9   | 9   | 5.8  | 3   | 4  | 4  | 0   | 0   | 12  | 12.5 |      |
| at Grand Canyon       | 01/11/2024 | *  | 31:49 | 2-11   | .182   | 0-2        | .000  | 7-8         | .875  | 3        | 4   | 7   | 5.9  | 4   | 3  | 2  | 0   | 1   | 11  | 12.4 |      |
| at California Baptist | 01/13/2024 | *  | 31:13 | 6-17   | .353   | 0-4        | .000  | 5-7         | .714  | 4        | 7   | 11  | 6.3  | 4   | 2  | 1  | 2   | 2   | 17  | 12.7 |      |
| at Tarleton St.       | 01/18/2024 | *  | 26:59 | 5-10   | .500   | 2-4        | .500  | 2-3         | .667  | 2        | 1   | 3   | 6.1  | 5   | 3  | 1  | 1   | 1   | 14  | 12.8 |      |
| Totals                |            |    | 14    | 403:17 | 73-167 | .437       | 13-48 | .271        | 46-76 | .605     | 25  | 72  | 97   | 6.1 | 51 | 38 | 28  | 7   | 21  | 205  | 12.8 |

### Player Averages

| Games Played | Minutes/ game | Points/ game | FG Pct | 3FG Pct | FT Pct | Rebounds/ game | Assists/ game | Turnovers/ game | Assist/Turnover ratio | Steals/ game | Blocks/ game |
|--------------|---------------|--------------|--------|---------|--------|----------------|---------------|-----------------|-----------------------|--------------|--------------|
| 16           | 25.2          | 12.8         | 43.7   | 27.1    | 60.5   | 6.1            | 2.4           | 1.8             | 1.4                   | 1.3          | 0.4          |

## Career Stats

### SIMMONS, Airion

| SEASON       | TEAM | GP-GS         | MIN/AVG          | Field Goals     |             | 3-Point        |             | F-Throws       |             | Rebounds   |            |            |            | Scoring       |            |            |           |            |             |            |
|--------------|------|---------------|------------------|-----------------|-------------|----------------|-------------|----------------|-------------|------------|------------|------------|------------|---------------|------------|------------|-----------|------------|-------------|------------|
|              |      |               |                  | FG-FGA          | FG%         | 3FG-3FGA       | 3FG%        | FT-FTA         | FT%         | OFF        | DEF        | TOT        | AVG        | PF-FO         | A          | TO         | BLK       | STL        | PTS         | AVG        |
| 2019-20      | ACU  | 31-0          | 435/14.0         | 66-138          | .478        | 12-35          | .343        | 23-39          | .590        | 40         | 87         | 127        | 4.1        | 63-1          | 23         | 33         | 10        | 28         | 167         | 5.4        |
| 2020-21      | ACU  | 29-2          | 436/15.0         | 65-138          | .471        | 16-44          | .364        | 29-43          | .674        | 27         | 89         | 116        | 4.0        | 69-1          | 31         | 34         | 9         | 33         | 175         | 6.0        |
| 2021-22      | ACU  | 34-34         | 712/20.9         | 150-311         | .482        | 38-111         | .342        | 67-107         | .626        | 55         | 132        | 187        | 5.5        | 106-6         | 66         | 67         | 18        | 51         | 405         | 11.9       |
| 2022-23      | ACU  | 29-18         | 688/23.7         | 104-255         | .408        | 39-113         | .345        | 30-43          | .698        | 21         | 90         | 111        | 3.8        | 88-2          | 82         | 53         | 19        | 33         | 277         | 9.6        |
| 2023-24      | ACU  | 16-14         | 403/25.2         | 73-167          | .437        | 13-48          | .271        | 46-76          | .605        | 25         | 72         | 97         | 6.1        | 51-2          | 38         | 28         | 7         | 21         | 205         | 12.8       |
| <b>TOTAL</b> |      | <b>139-68</b> | <b>2675/19.2</b> | <b>458-1009</b> | <b>.454</b> | <b>118-351</b> | <b>.336</b> | <b>195-308</b> | <b>.633</b> | <b>168</b> | <b>470</b> | <b>638</b> | <b>4.6</b> | <b>377-12</b> | <b>240</b> | <b>215</b> | <b>63</b> | <b>166</b> | <b>1229</b> | <b>8.8</b> |

### Single Game Highs

| Statistic    | Value   |
|--------------|---|
| Points       | 31 vs UTRGV 02/05/22  |
| Rebounds     | 14 vs UTRGV 02/05/22  |
| Assists      | 6 vs Ohio 03/21/22, vs California Baptist 03/07/23                      |
| Steals       | 6 vs Utah Tech 03/03/22, vs SFA 12/02/23                                |
| Blocks       | 3 vs UTRGV 02/05/22, vs Howard Payne 12/21/22, vs Tarleton St. 12/31/22 |
| FG Made      | 13 vs UTRGV 02/05/22  |
| FG Attempts  | 22 vs UTRGV 02/05/22  |
| 3FG Made     | 4 6 times   |
| 3FG Attempts | 8 vs UT Arlington 01/21/23, vs Grand Canyon 01/26/23                    |
| FT Made      | 7 at Grand Canyon 01/11/24  |
| FT Attempts  | 12 vs UTRGV 01/06/24  |



# #24 ALI ABDOU DIBBA

G | 6-4 | 185 | Jr. | Stockholm, Sweden | Chicago State

## 2023-24 Season Stats



2023-24 Abilene Christian Men's Basketball  
Individual Game-by-Game  
All games

Page 13/14  
as of Jan 19, 2024

### Season Highs

|          |    |
|----------|----|
| Points   | 25 |
| Rebounds | 10 |
| Assists  | 3  |
| Steals   | 4  |
| Blocks   | 2  |
| 3-PT FGs | 1  |

### Honors & Awards

### #24 DIBBA, Ali Abdou

| Opponent              | Date       | GS | MIN   | Total  |        | 3-Pointers |       | Free throws |       | Rebounds |     |     |     | PF  | A  | TO | BLK | STL | PTS | AVG  |      |
|-----------------------|------------|----|-------|--------|--------|------------|-------|-------------|-------|----------|-----|-----|-----|-----|----|----|-----|-----|-----|------|------|
|                       |            |    |       | FG-FGA | PCT    | 3FG-3FGA   | PCT   | FT-FTA      | PCT   | OFF      | DEF | TOT | AVG |     |    |    |     |     |     |      |      |
| at Oklahoma St.       | 11/06/2023 | *  | 25:24 | 7-14   | .500   | 1-2        | .500  | 0-2         | .000  | 0        | 5   | 5   | 5.0 | 2   | 3  | 3  | 0   | 0   | 15  | 15.0 |      |
| at NC State           | 11/10/2023 | *  | 20:48 | 2-6    | .333   | 0-0        | .000  | 3-5         | .600  | 0        | 3   | 3   | 4.0 | 1   | 0  | 1  | 0   | 0   | 7   | 11.0 |      |
| Prairie View          | 11/14/2023 | *  | 26:27 | 6-11   | .545   | 0-1        | .000  | 4-5         | .800  | 1        | 1   | 2   | 3.3 | 3   | 0  | 2  | 0   | 2   | 16  | 12.7 |      |
| vs San Jose St.       | 11/17/2023 | *  | 26:16 | 3-8    | .375   | 0-1        | .000  | 5-6         | .833  | 0        | 2   | 2   | 3.0 | 1   | 0  | 1  | 0   | 0   | 11  | 12.3 |      |
| vs Fordham            | 11/19/2023 | *  | 30:03 | 7-15   | .467   | 0-2        | .000  | 4-4         | 1.000 | 0        | 5   | 5   | 3.4 | 3   | 2  | 2  | 0   | 3   | 18  | 13.4 |      |
| vs Missouri St.       | 11/20/2023 | *  | 37:19 | 4-12   | .333   | 0-1        | .000  | 3-4         | .750  | 2        | 3   | 5   | 3.7 | 3   | 1  | 3  | 0   | 2   | 11  | 13.0 |      |
| at UT Arlington       | 11/29/2023 | *  | 34:01 | 5-16   | .313   | 1-2        | .500  | 3-4         | .750  | 1        | 6   | 7   | 4.1 | 3   | 3  | 1  | 1   | 2   | 14  | 13.1 |      |
| SFA                   | 12/02/2023 | *  | 32:46 | 6-13   | .462   | 1-1        | 1.000 | 8-9         | .889  | 0        | 3   | 3   | 4.0 | 5   | 1  | 8  | 0   | 4   | 21  | 14.1 |      |
| Northern Ariz.        | 12/06/2023 | *  | 12:04 | 1-7    | .143   | 1-3        | .333  | 0-0         | .000  | 2        | 0   | 2   | 3.8 | 0   | 1  | 0  | 0   | 0   | 3   | 12.9 |      |
| Howard Payne          | 12/10/2023 | *  | 14:40 | 6-8    | .750   | 1-2        | .500  | 4-4         | 1.000 | 1        | 3   | 4   | 3.8 | 2   | 2  | 1  | 0   | 0   | 17  | 13.3 |      |
| UTEP                  | 12/17/2023 | *  | 33:26 | 7-9    | .778   | 1-1        | 1.000 | 4-7         | .571  | 1        | 6   | 7   | 4.1 | 1   | 0  | 4  | 0   | 0   | 19  | 13.8 |      |
| at Arkansas           | 12/21/2023 | *  | 30:03 | 8-17   | .471   | 0-2        | .000  | 2-3         | .667  | 1        | 0   | 1   | 3.8 | 0   | 0  | 1  | 0   | 1   | 18  | 14.2 |      |
| at Western Ky.        | 12/30/2023 | *  | 29:20 | 10-19  | .526   | 1-3        | .333  | 4-4         | 1.000 | 2        | 8   | 10  | 4.3 | 1   | 1  | 3  | 0   | 0   | 25  | 15.0 |      |
| UTRGV                 | 01/06/2024 | *  | 40:07 | 10-14  | .714   | 1-2        | .500  | 2-5         | .400  | 1        | 5   | 6   | 4.4 | 5   | 1  | 3  | 2   | 0   | 23  | 15.6 |      |
| at Grand Canyon       | 01/11/2024 | *  | 36:10 | 8-10   | .800   | 0-1        | .000  | 4-6         | .667  | 1        | 5   | 6   | 4.5 | 1   | 0  | 3  | 0   | 2   | 20  | 15.9 |      |
| at California Baptist | 01/13/2024 | *  | 38:49 | 2-9    | .222   | 0-1        | .000  | 2-2         | 1.000 | 1        | 4   | 5   | 4.6 | 2   | 0  | 2  | 0   | 2   | 6   | 15.3 |      |
| at Tarleton St.       | 01/18/2024 | *  | 36:44 | 4-14   | .286   | 1-1        | 1.000 | 5-6         | .833  | 2        | 6   | 8   | 4.8 | 3   | 1  | 3  | 0   | 1   | 14  | 15.2 |      |
| Totals                |            |    | 17    | 504:27 | 96-202 | .475       | 9-26  | .346        | 57-76 | .750     | 16  | 65  | 81  | 4.8 | 36 | 16 | 41  | 3   | 19  | 258  | 15.2 |

### Player Averages

| Games Played | Minutes/ game | Points/ game | FG Pct | 3FG Pct | FT Pct | Rebounds/ game | Assists/ game | Turnovers/ game | Assist/Turnover ratio | Steals/ game | Blocks/ game |
|--------------|---------------|--------------|--------|---------|--------|----------------|---------------|-----------------|-----------------------|--------------|--------------|
| 17           | 29.7          | 15.2         | 47.5   | 34.6    | 75.0   | 4.8            | 0.9           | 2.4             | 0.4                   | 1.1          | 0.2          |

## Career Stats

### DIBBA, Ali abdou

|               |      |       |          | Field Goals |           | 3-Point  |      | F-Throws |      | Rebounds |      |     |     | Scoring |     |      |     |     |     |      |     |      |
|---------------|------|-------|----------|-------------|-----------|----------|------|----------|------|----------|------|-----|-----|---------|-----|------|-----|-----|-----|------|-----|------|
| SEASON        | TEAM | GP-GS | MIN/AVG  | FG-FGA      | FG%       | 3FG-3FGA | 3FG% | FT-FTA   | FT%  | OFF      | DEF  | TOT | AVG | PF-FO   | A   | TO   | BLK | STL | PTS | AVG  |     |      |
| 2021-22       | CSU  | 5-2   | 130/25.9 | 21-41       | .512      | 5-15     | .333 | 20-24    | .833 | 5        | 10   | 15  | 3.0 | 8-0     | 1   | 14   | 1   | 6   | 67  | 13.4 |     |      |
| 2022-23       | ACU  | 30-11 | 619/20.6 | 117-247     | .474      | 3-20     | .150 | 52-70    | .743 | 31       | 62   | 93  | 3.1 | 34-0    | 22  | 34   | 3   | 28  | 289 | 9.6  |     |      |
| 2023-24       | ACU  | 17-17 | 504/29.7 | 96-202      | .475      | 9-26     | .346 | 57-76    | .750 | 16       | 65   | 81  | 4.8 | 36-2    | 16  | 41   | 3   | 19  | 258 | 15.2 |     |      |
| TOTAL FOR ACU |      |       |          | 47-28       | 1124/23.9 | 213-449  | .474 | 12-46    | .261 | 109-146  | .747 | 47  | 127 | 174     | 3.7 | 70-2 | 38  | 75  | 6   | 47   | 547 | 11.6 |
| TOTAL         |      |       |          | 52-30       | 1253/24.1 | 234-490  | .478 | 17-61    | .279 | 129-170  | .759 | 52  | 137 | 189     | 3.6 | 78-2 | 39  | 89  | 7   | 53   | 614 | 11.8 |

### Single Game Highs

| Statistic    | Value  |
|--------------|--|
| Points       | 25 at Western Ky. 12/30/23                           |
| Rebounds     | 10 at Western Ky. 12/30/23                           |
| Assists      | 3 at Oklahoma St. 11/06/23, at UT Arlington 11/29/23 |
| Steals       | 4 vs Southern Utah 01/07/23, vs SFA 12/02/23         |
| Blocks       | 2 vs UTRGV 01/06/24                                  |
| FG Made      | 10 at Western Ky. 12/30/23, vs UTRGV 01/06/24        |
| FG Attempts  | 19 at Western Ky. 12/30/23                           |
| 3FG Made     | 2 vs Seattle U 01/06/22                              |
| 3FG Attempts | 5 vs Seattle U 01/06/22                              |
| FT Made      | 9 vs Utah Tech 01/28/23                              |
| FT Attempts  | 11 at Grand Canyon 12/30/21, vs Utah Tech 01/28/23   |





# #25 IMMANUEL ALLEN

G | 6-4 | 215 | Sr. | Phoenix, Ariz. | Butler Community College

## 2023-24 Season Stats

### Season Highs

|          |    |
|----------|----|
| Points   | 11 |
| Rebounds | 6  |
| Assists  | 3  |
| Steals   | 4  |
| Blocks   | 0  |
| 3-PT FGs | 2  |

### Honors & Awards

**2022-23**  
Academic All-WAC

**2021-22**  
Academic All-WAC

**2020-21**  
Southland Commissioner's Honor Roll

**2019-20**  
Southland Commissioner's Honor Roll



### 2023-24 Abilene Christian Men's Basketball Individual Game-by-Game All games

Page 14/14  
as of Jan 19, 2024

#### #25 ALLEN, Immanuel

| Opponent        | Date       | GS       | MIN           | Total        |             | 3-Pointers  |             | Free throws  |             | Rebounds |           |           |            | PF        | A        | TO        | BLK      | STL       | PTS       | AVG        |
|-----------------|------------|----------|---------------|--------------|-------------|-------------|-------------|--------------|-------------|----------|-----------|-----------|------------|-----------|----------|-----------|----------|-----------|-----------|------------|
|                 |            |          |               | FG-FGA       | PCT         | 3FG-3FGA    | PCT         | FT-FTA       | PCT         | OFF      | DEF       | TOT       | AVG        |           |          |           |          |           |           |            |
| at Oklahoma St. | 11/06/2023 |          | 16:25         | 0-2          | .000        | 0-1         | .000        | 0-0          | .000        | 1        | 1         | 2         | 2.0        | 1         | 0        | 2         | 0        | 0         | 0         | 0.0        |
| at NC State     | 11/10/2023 |          | 20:42         | 3-6          | .500        | 1-3         | .333        | 4-4          | 1.000       | 0        | 1         | 1         | 1.5        | 2         | 1        | 0         | 0        | 3         | 11        | 5.5        |
| Prairie View    | 11/14/2023 |          | 17:25         | 1-3          | .333        | 0-1         | .000        | 5-6          | .833        | 2        | 2         | 4         | 2.3        | 5         | 1        | 1         | 0        | 2         | 7         | 6.0        |
| vs San Jose St. | 11/17/2023 |          | 17:29         | 1-2          | .500        | 0-0         | .000        | 2-2          | 1.000       | 0        | 3         | 3         | 2.5        | 3         | 1        | 0         | 0        | 0         | 4         | 5.5        |
| vs Fordham      | 11/19/2023 |          | 15:29         | 1-6          | .167        | 1-3         | .333        | 1-2          | .500        | 0        | 1         | 1         | 2.2        | 1         | 0        | 1         | 0        | 1         | 4         | 5.2        |
| vs Missouri St. | 11/20/2023 |          | 12:13         | 1-5          | .200        | 0-0         | .000        | 4-6          | .667        | 1        | 0         | 1         | 2.0        | 5         | 1        | 0         | 0        | 1         | 6         | 5.3        |
| at UT Arlington | 11/29/2023 |          | 15:29         | 1-2          | .500        | 0-0         | .000        | 1-2          | .500        | 1        | 2         | 3         | 2.1        | 3         | 0        | 3         | 0        | 0         | 3         | 5.0        |
| SFA             | 12/02/2023 |          | 12:40         | 2-4          | .500        | 1-3         | .333        | 0-0          | .000        | 0        | 1         | 1         | 2.0        | 2         | 0        | 2         | 0        | 0         | 5         | 5.0        |
| Northern Ariz.  | 12/06/2023 |          | 23:20         | 4-8          | .500        | 2-5         | .400        | 1-2          | .500        | 0        | 1         | 1         | 1.9        | 1         | 1        | 1         | 0        | 4         | 11        | 5.7        |
| Howard Payne    | 12/10/2023 |          | 16:54         | 1-7          | .143        | 0-3         | .000        | 2-2          | 1.000       | 3        | 3         | 6         | 2.3        | 1         | 3        | 1         | 0        | 1         | 4         | 5.5        |
| UTEP            | 12/17/2023 |          | 13:32         | 3-6          | .500        | 1-4         | .250        | 3-5          | .600        | 0        | 1         | 1         | 2.2        | 2         | 0        | 1         | 0        | 1         | 10        | 5.9        |
| at Arkansas     | 12/21/2023 |          | 18:20         | 2-5          | .400        | 0-2         | .000        | 3-4          | .750        | 0        | 2         | 2         | 2.2        | 3         | 1        | 0         | 0        | 2         | 7         | 6.0        |
| at Western Ky.  | 12/30/2023 |          | 16:25         | 1-10         | .100        | 0-2         | .000        | 0-0          | .000        | 0        | 1         | 1         | 2.1        | 2         | 0        | 0         | 0        | 1         | 2         | 5.7        |
| <b>Totals</b>   |            | <b>0</b> | <b>216:22</b> | <b>21-66</b> | <b>.318</b> | <b>6-27</b> | <b>.222</b> | <b>26-35</b> | <b>.743</b> | <b>8</b> | <b>19</b> | <b>27</b> | <b>2.1</b> | <b>31</b> | <b>9</b> | <b>12</b> | <b>0</b> | <b>16</b> | <b>74</b> | <b>5.7</b> |

#### Player Averages

| Games Played | Minutes/game | Points/game | FG Pct | 3FG Pct | FT Pct | Rebounds/game | Assists/game | Turnovers/game | Assist/Turnover ratio | Steals/game | Blocks/game |
|--------------|--------------|-------------|--------|---------|--------|---------------|--------------|----------------|-----------------------|-------------|-------------|
| 13           | 16.6         | 5.7         | 31.8   | 22.2    | 74.3   | 2.1           | 0.7          | 0.9            | 0.8                   | 1.2         | 0.0         |

## Career Stats

#### ALLEN, Immanuel

|         |      |       |           | Field Goals |      | 3-Point  |      | F-Throws |      | Rebounds |     |     |     | Scoring |    |    |     |     |     |      |
|---------|------|-------|-----------|-------------|------|----------|------|----------|------|----------|-----|-----|-----|---------|----|----|-----|-----|-----|------|
| SEASON  | TEAM | GP-GS | MIN/AVG   | FG-FGA      | FG%  | 3FG-3FGA | 3FG% | FT-FTA   | FT%  | OFF      | DEF | TOT | AVG | PF-FO   | A  | TO | BLK | STL | PTS | AVG  |
| 2020-21 | ACU  | 14-0  | 195/13.9  | 30-58       | .517 | 5-13     | .385 | 13-19    | .684 | 14       | 27  | 41  | 2.9 | 28-0    | 12 | 13 | 2   | 5   | 78  | 5.6  |
| 2021-22 | ACU  | 36-2  | 488/13.6  | 67-147      | .456 | 22-54    | .407 | 54-71    | .761 | 26       | 40  | 66  | 1.8 | 84-2    | 27 | 30 | 5   | 20  | 210 | 5.8  |
| 2022-23 | ACU  | 25-21 | 541/21.6  | 89-178      | .500 | 31-83    | .373 | 61-85    | .718 | 27       | 36  | 63  | 2.5 | 73-4    | 24 | 26 | 15  | 28  | 270 | 10.8 |
| 2023-24 | ACU  | 13-0  | 216/16.6  | 21-66       | .318 | 6-27     | .222 | 26-35    | .743 | 8        | 19  | 27  | 2.1 | 31-2    | 9  | 12 | 0   | 16  | 74  | 5.7  |
| TOTAL   |      | 88-23 | 1440/16.4 | 207-449     | .461 | 64-177   | .362 | 154-210  | .733 | 75       | 122 | 197 | 2.2 | 216-8   | 72 | 81 | 22  | 69  | 632 | 7.2  |

#### Single Game Highs

| Statistic    | Value  |
|--------------|--|
| Points       | 26 at UTRGV 01/11/23   |
| Rebounds     | 6 5 times  |
| Assists      | 3 6 times  |
| Steals       | 4 at Utah Valley 01/18/23, vs Northern Ariz. 12/06/23                              |
| Blocks       | 3 vs Southern Utah 01/07/23  |
| FG Made      | 6 4 times  |
| FG Attempts  | 11 5 times   |
| 3FG Made     | 3 at Northern Ariz. 11/27/22, at CSU Bakersfield 12/17/22, vs Sam Houston 02/11/23 |
| 3FG Attempts | 7 vs Jackson St. 11/07/22, vs Sam Houston 02/11/23, vs SFA 02/22/23                |
| FT Made      | 13 at UTRGV 01/11/23   |
| FT Attempts  | 14 at UTRGV 01/11/23   |



# Game 1: ACU 64, Oklahoma State 59



Official Basketball Box Score - Final  
Abilene Christian at Oklahoma State  
11/06/23 Gallagher-Iba Arena, Stillwater, OK  
2023-24 Men's Basketball

Game Time: 8:00 PM  
Game Duration: 2:05  
Attendance: 5,084

Officials: Bret Smith, Christopher Merlo, John Jenkins Jr.

Abilene Christian - 64 Record: 1-0

| NO.    | Name               | Min     | FG    | 3P   | FT   | Rebounds | Fouls | TP | AS | TO  | ST | Blocks | BS | BA |
|--------|--------------------|---------|-------|------|------|----------|-------|----|----|-----|----|--------|----|----|
| 5      | Cameron Steele     | F 24:36 | 2-6   | 1-4  | 0-0  | 0 1 1    | 0 0   | 5  | 2  | 0   | 0  | 1      | 0  | 5  |
| 23     | Airion Simmons     | F 24:49 | 5-13  | 1-5  | 0-2  | 2 9 11   | 3 2   | 11 | 4  | 1   | 1  | 0      | 0  | -2 |
| 4      | Kavion McClain     | G 32:03 | 1-3   | 0-2  | 2-2  | 0 1 1    | 0 3   | 4  | 2  | 3   | 0  | 0      | 0  | 4  |
| 21     | Hunter Jack Madden | G 25:36 | 4-8   | 1-3  | 5-5  | 0 1 1    | 1 3   | 14 | 1  | 2   | 2  | 0      | 0  | -2 |
| 24     | Ali Abdou Dibba    | G 25:24 | 7-14  | 1-2  | 0-0  | 0 5 5    | 2 4   | 15 | 3  | 3   | 0  | 0      | 1  | 6  |
| 3      | Leonardo Bettiol   | 10:51   | 1-3   | 0-0  | 0-0  | 1 0 1    | 1 3   | 1  | 2  | 0   | 3  | 0      | 0  | 3  |
| 25     | Immanuel Allen     | 16:25   | 0-2   | 0-1  | 0-0  | 1 1 2    | 1 0   | 0  | 0  | 2   | 0  | 0      | 0  | 1  |
| 22     | Aidan Igheon       | 14:41   | 2-4   | 0-0  | 0-0  | 1 4 5    | 4 1   | 4  | 0  | 0   | 1  | 0      | 0  | 6  |
| 10     | Nasir DeGruy       | 07:57   | 2-2   | 0-0  | 0-0  | 1 0 1    | 1 1   | 4  | 0  | 0   | 0  | 0      | 0  | 1  |
| 0      | JV Seat            | 12:28   | 2-2   | 1-1  | 0-0  | 1 2 3    | 3 0   | 5  | 1  | 1   | 0  | 0      | 0  | 5  |
| 13     | Muodubem Muoneke   | 05:10   | 0-0   | 0-0  | 0-0  | 1 1 1    | 0 1   | 0  | 0  | 0   | 0  | 0      | 0  | 2  |
| Team   |                    |         |       |      |      | 1 2 3    |       |    |    | 0 0 |    |        |    |    |
| Totals |                    |         | 26-57 | 5-18 | 7-11 | 8 27 35  | 18 16 | 64 | 13 | 15  | 4  | 1      | 2  | 5  |

Technical Fouls: NONE

Oklahoma St. - 59 Record: 0-1

| NO.    | Name                |   | Min   | FG    | 3P   | FT   | Rebounds | Fouls | TP | AS | TO | ST | Blocks | BS | BA |   |
|--------|---------------------|---|-------|-------|------|------|----------|-------|----|----|----|----|--------|----|----|---|
|        |                     |   |       | M-A   | M-A  | M-A  | OR       | DR    | OT | PF |    |    |        |    |    |   |
| 32     | Mike Marsh          | F | 22:31 | 6-10  | 0-0  | 1-2  | 1        | 8     | 9  | 1  | 3  | 13 | 2      | 1  | 0  |   |
| 1      | Bryce Thompson      | G | 26:41 | 8-15  | 1-3  | 2-7  | 0        | 3     | 3  | 4  | 19 | 1  | 3      | 1  | 0  |   |
| 4      | Jarius Hicklen      | G | 23:50 | 1-5   | 1-4  | 0-0  | 0        | 0     | 0  | 4  | 3  | 1  | 1      | 0  | -2 |   |
| 5      | Quion Williams      | G | 38:24 | 2-3   | 0-0  | 0-0  | 2        | 8     | 10 | 1  | 0  | 4  | 0      | 1  | 1  |   |
| 51     | John-Michael Wright | G | 22:30 | 1-9   | 0-6  | 0-0  | 0        | 0     | 0  | 2  | 2  | 4  | 2      | 2  | 0  |   |
| 2      | Eric Daley Jr.      |   | 22:42 | 1-4   | 0-2  | 4-8  | 2        | 3     | 5  | 1  | 5  | 6  | 4      | 3  | 2  |   |
| 23     | Brandon Garrison    |   | 08:05 | 0-0   | 0-0  | 1-2  | 0        | 0     | 0  | 2  | 2  | 1  | 0      | 0  | 1  |   |
| 13     | Connor Dow          |   | 20:38 | 3-7   | 3-7  | 0-0  | 0        | 3     | 3  | 1  | 9  | 1  | 1      | 2  | 0  |   |
| 21     | Justin McBride      |   | 14:39 | 1-3   | 0-1  | 0-1  | 1        | 1     | 2  | 1  | 2  | 0  | 0      | 0  | 0  |   |
| Team   |                     |   |       |       |      |      | 3        | 0     | 3  | 0  | 0  | 1  |        |    |    |   |
| Totals |                     |   |       | 23-56 | 5-23 | 8-20 | 9        | 26    | 35 | 16 | 18 | 59 | 13     | 13 | 9  | 2 |

Technical Fouls: NONE

|                  | ACU                        | OSU                       |
|------------------|----------------------------|---------------------------|
| Biggest lead     | 18 (2 <sup>nd</sup> 13:25) | 2 (1 <sup>st</sup> 18:57) |
| Best Scoring Run | 7 (1 <sup>st</sup> 15:41)  | 8 (2 <sup>nd</sup> 10:20) |
| Lead Changes     | 1                          |                           |
| Times Tied       | 2                          |                           |
| Time with Lead   | 36:40                      | 00:38                     |

| Points from   | ACU | OSU |
|---------------|-----|-----|
| Turnovers     | 15  | 6   |
| Paint         | 32  | 28  |
| Second Chance | 6   | 8   |
| Fast Breaks   | 3   | 8   |
| Bench         | 15  | 18  |

| Shooting By Period  | 1 <sup>st</sup> | 2 <sup>nd</sup> | 3 <sup>rd</sup> | 4 <sup>th</sup> | OT |
|---------------------|-----------------|-----------------|-----------------|-----------------|----|
| 1 <sup>st</sup> FG% | 10.25           | 38.5%           |                 |                 |    |
| 3PT%                | 1-9             | 11.1%           |                 |                 |    |
| FT%                 | 4-9             | 44.4%           |                 |                 |    |
| 2 <sup>nd</sup> FG% | 13-30           | 43.3%           |                 |                 |    |
| 3PT%                | 4-14            | 28.6%           |                 |                 |    |
| FT%                 | 4-11            | 36.4%           |                 |                 |    |
| GM FG%              | 23-56           | 41.1%           |                 |                 |    |
| 3PT%                | 5-23            | 21.7%           |                 |                 |    |
| FT%                 | 8-20            | 40.0%           |                 |                 |    |

Dead Ball Rebounds: 9, 0

# Game 2: North Carolina State 84, ACU 64



Official Basketball Box Score - Final  
Abilene Christian at NC State  
11/10/23 PNC Arena, Raleigh  
2023-24 Men's Basketball

Game Time: 7:00 PM  
Game Duration: 2:09  
Attendance: 12,554

Officials: Bill Covington Jr., Raymie Shyons, Anthony Eades

Abilene Christian - 64 Record: 1-1

| NO.    | Name               |       | Min   | FG    | 3P   | FT    | Rebounds |    |     | Fouls | TP | AS | TO | ST | Blocks | BS | B/A |     |
|--------|--------------------|-------|-------|-------|------|-------|----------|----|-----|-------|----|----|----|----|--------|----|-----|-----|
|        |                    |       |       | M     | A    | M     | OR       | DR | TOT | P     |    |    |    |    |        |    |     |     |
| 5      | Cameron Steele     | F     | 19:34 | 3-6   | 2-2  | 0-0   | 0        | 2  | 2   | 1     | 1  | 8  | 1  | 1  | 0      | 2  | 0   | -17 |
| 23     | Airion Simmons     | F     | 17:59 | 3-7   | 0-2  | 1-3   | 1        | 0  | 1   | 4     | 2  | 7  | 2  | 2  | 0      | 0  | 0   | -17 |
| 4      | Kavion McClain     | G     | 24:26 | 1-4   | 0-2  | 2-2   | 1        | 1  | 2   | 0     | 1  | 4  | 3  | 1  | 0      | 0  | 0   | -28 |
| 21     | Hunter Jack Madden | G     | 10:31 | 1-2   | 1-2  | 0-0   | 0        | 2  | 2   | 3     | 0  | 3  | 0  | 1  | 0      | 0  | 0   | -7  |
| 24     | Ali Abdou Dibba    | G     | 20:48 | 2-6   | 0-0  | 3-5   | 0        | 3  | 3   | 3     | 1  | 6  | 7  | 0  | 1      | 0  | 0   | -11 |
| 22     | Aidan Igheon       | 16:54 | 0-6   | 0-1   | 2-2  | 3     | 1        | 4  | 0   | 1     | 2  | 0  | 1  | 0  | 0      | 0  | 0   | -16 |
| 0      | JV Seat            | 16:15 | 1-6   | 0-1   | 3-4  | 3     | 1        | 4  | 3   | 2     | 5  | 0  | 1  | 0  | 0      | 1  | 0   | -16 |
| 25     | Immanuel Allen     | 20:42 | 3-6   | 1-3   | 4-4  | 1     | 1        | 2  | 1   | 2     | 2  | 11 | 1  | 0  | 3      | 0  | 1   | -17 |
| 3      | Leonardo Bettiol   | 12:37 | 3-4   | 0-0   | 1-2  | 1     | 1        | 2  | 4   | 1     | 7  | 2  | 2  | 0  | 1      | 0  | 1   | -4  |
| 10     | Nasir DeGruy       | 17:00 | 1-3   | 0-1   | 2-2  | 2     | 4        | 6  | 0   | 2     | 4  | 2  | 0  | 2  | 0      | 1  | 0   | 9   |
| 2      | Yaniel Rivera      | 07:44 | 0-1   | 0-1   | 0-0  | 0     | 2        | 2  | 0   | 0     | 0  | 0  | 0  | 0  | 1      | 0  | 0   | 4   |
| 13     | Muodubem Muoneke   | 10:22 | 1-5   | 0-1   | 0-0  | 2     | 2        | 4  | 0   | 1     | 0  | 2  | 1  | 0  | 0      | 0  | 0   | 8   |
| 1      | Colby Tanner       | 02:34 | 1-1   | 1-1   | 1-1  | 0     | 0        | 0  | 0   | 0     | 1  | 4  | 0  | 0  | 0      | 0  | 0   | 6   |
| 11     | Ma'Shy Hill        | 02:34 | 0-0   | 0-0   | 0-2  | 1     | 0        | 1  | 0   | 1     | 0  | 0  | 0  | 0  | 0      | 0  | 0   | 6   |
| Team   |                    |       |       |       |      |       | 2 0 2    |    |     |       |    |    |    |    |        |    |     |     |
| Totals |                    |       |       | 20-57 | 5-17 | 19-27 | 16 20 36 |    |     | 19    | 20 | 64 | 12 | 11 | 4      | 3  | 3   | -20 |

Technical Fouls: NONE

NC State - 84 Record: 2-0

| NO.    | Name               | Min     | FG    | 3P   | FT    | Rebounds | Fouls | TP | AS | TO  | ST | Blocks | BS | BK  | A/- |  |
|--------|--------------------|---------|-------|------|-------|----------|-------|----|----|-----|----|--------|----|-----|-----|--|
| 23     | Mohamed Diarra     | F 22:10 | 2-3   | 0-0  | 5-7   | 4 7 11   | 3 6   | 9  | 0  | 1   | 0  | 0      | 0  | 1   | 21  |  |
| 30     | D.J. Burns Jr.     | F 30:30 | 6-9   | 0-1  | 0-0   | 1 6 7    | 1 1   | 12 | 4  | 0   | 0  | 0      | 0  | 0   | 25  |  |
| 0      | DJ Horne           | G 23:30 | 6-11  | 2-5  | 1-1   | 1 1 2    | 2 1   | 15 | 0  | 1   | 1  | 0      | 0  | 0   | 13  |  |
| 1      | Jayden Taylor      | G 27:50 | 5-12  | 3-4  | 9-9   | 1 1 2    | 1 6   | 22 | 2  | 2   | 2  | 1      | 2  | 18  | 18  |  |
| 14     | Casey Morsell      | G 29:31 | 6-14  | 1-4  | 3-4   | 3 0 3    | 3 2   | 16 | 3  | 0   | 0  | 0      | 0  | 0   | 27  |  |
| 12     | Michael O'Connell  | 17:22   | 1-3   | 0-2  | 0-0   | 0 2 2    | 1 0   | 2  | 3  | 1   | 0  | 0      | 0  | 0   | 20  |  |
| 34     | Ben Middlebrooks   | 13:48   | 2-3   | 0-1  | 1-1   | 2 2 4    | 3 2   | 5  | 0  | 0   | 0  | 0      | 0  | 0   | 5   |  |
| 11     | Dennis Parker, Jr. | 14:00   | 0-1   | 0-1  | 1-2   | 0 2 2    | 2 1   | 1  | 0  | 0   | 0  | 1      | 0  | 0   | 2   |  |
| 10     | Breon Pass         | 09:05   | 1-2   | 0-1  | 0-0   | 0 0 0    | 0 1   | 2  | 0  | 1   | 1  | 0      | 0  | 0   | -4  |  |
| 22     | Ernest Ross        | 04:37   | 0-3   | 0-3  | 0-0   | 0 0 0    | 0 2   | 0  | 0  | 0   | 0  | 0      | 0  | 0   | -7  |  |
| 13     | KJ Keatts          | 03:18   | 0-0   | 0-0  | 0-0   | 0 0 0    | 0 0   | 0  | 0  | 0   | 1  | 0      | 0  | 0   | -8  |  |
| 22     | Jordan Snell       | 02:34   | 0-1   | 0-0  | 0-0   | 0 0 0    | 0 0   | 0  | 0  | 0   | 0  | 0      | 0  | 0   | -6  |  |
| 20     | Alex Nunnally      | 01:45   | 0-0   | 0-0  | 0-0   | 0 1 1    | 0 0   | 0  | 0  | 0   | 0  | 0      | 0  | 0   | -6  |  |
| Team   |                    |         |       |      |       | 2 3 5    |       |    |    | 0 1 |    |        |    |     |     |  |
| Totals |                    |         | 29-62 | 6-22 | 20-24 | 14 25 39 | 20 19 | 84 | 12 | 8   | 4  | 3      | 3  | -20 | 20  |  |

Technical Fouls: NONE

|                  | AC                        | ST                        |
|------------------|---------------------------|---------------------------|
| Biggest lead     | 1 (1 <sup>st</sup> 19:19) | 29 (2 <sup>nd</sup> 8:30) |
| Best Scoring Run | 8 (2 <sup>nd</sup> 0:37)  | 11 (2 <sup>nd</sup> 8:30) |
| Lead Changes     | 2                         |                           |
| Times Tied       | 0                         |                           |
| Time with Lead   | 00:20                     | 39:24                     |

| Points from   | AC | ST |
|---------------|----|----|
| Turnovers     | 9  | 7  |
| Paint         | 28 | 34 |
| Second Chance | 11 | 13 |
| Fast Breaks   | 13 | 12 |
| Bench         | 35 | 10 |

| Shooting By Period  | 1 <sup>st</sup> | 2 <sup>nd</sup> | 3 <sup>rd</sup> | 4 <sup>th</sup> | OT |
|---------------------|-----------------|-----------------|-----------------|-----------------|----|
| 1 <sup>st</sup> FG% | 16-32           | 50.0%           |                 |                 |    |
| 3PT%                | 1-9             | 11.1%           |                 |                 |    |
| FT%                 | 14-15           | 93.3%           |                 |                 |    |
| 2 <sup>nd</sup> FG% | 13-30           | 43.3%           |                 |                 |    |
| 3PT%                | 5-13            | 38.5%           |                 |                 |    |
| FT%                 | 6-9             | 66.7%           |                 |                 |    |
| GM FG%              | 29-62           | 46.8%           |                 |                 |    |
| 3PT%                | 6-22            | 27.3%           |                 |                 |    |
| FT%                 | 20-24           | 83.3%           |                 |                 |    |

Dead Ball Rebounds: 3, 0

# Game 3: Prairie View A&M 79, ACU 74



Official Basketball Box Score - Final  
Prairie View at Abilene Christian  
11/14/23 Moody Coliseum, Abilene  
2023-24 Men's Basketball

Game Time: 7:00 PM  
Game Duration: 2:09  
Attendance: 1,895

Officials: Larry Spaulding, Randall Anders, Ralph Turner

Prairie View - 79 Record: 2-2

| NO.    | Name             | Min     | FG<br>M-A | 3P<br>M-A | FT<br>M-A | Rebounds<br>OR DR TOT | Fouls<br>PF | TP | AS | TO  | ST | Blocks<br>BS | BA | +/- |
|--------|------------------|---------|-----------|-----------|-----------|-----------------------|-------------|----|----|-----|----|--------------|----|-----|
| 3      | Brian Myles      | F 23:42 | 4-7       | 0-1       | 0-0       | 3 6 9                 | 4 1         | 8  | 0  | 2   | 2  | 3            | 0  | 4   |
| 25     | Chris Felix, Jr. | F 29:34 | 7-13      | 2-2       | 9-10      | 2 4 6                 | 5 6         | 25 | 1  | 3   | 0  | 0            | 0  | 10  |
| 4      | Charles Smith IV | G 30:25 | 4-7       | 1-2       | 4-4       | 1 4 5                 | 4 3         | 13 | 0  | 5   | 1  | 1            | 0  | 6   |
| 11     | Nick Gazelas     | G 34:18 | 0-4       | 0-2       | 0-0       | 0 1 1                 | 2 1         | 0  | 3  | 1   | 0  | 0            | 0  | 4   |
| 30     | Andre Nunley     | G 36:23 | 5-7       | 0-0       | 12-12     | 0 6 6                 | 2 10        | 22 | 1  | 1   | 4  | 0            | 0  | 7   |
| 22     | Charles Lane Jr. | 25:03   | 1-8       | 1-3       | 8-8       | 0 3 3                 | 1 3         | 11 | 1  | 2   | 0  | 0            | 0  | 1   |
| 15     | Syrus Grisby     | 11:55   | 0-2       | 0-0       | 0-0       | 2 1 3                 | 4 1         | 0  | 1  | 0   | 1  | 0            | 0  | 2   |
| 33     | Mckinley Harris  | 08:41   | 0-1       | 0-0       | 0-0       | 0 1 1                 | 1 0         | 0  | 0  | 0   | 0  | 1            | 0  | -8  |
| Team   |                  |         |           |           |           | 0 1 1                 |             |    |    | 0 1 |    |              |    |     |
| Totals |                  |         | 21-49     | 4-10      | 33-34     | 8 27 35               | 23 25       | 79 | 7  | 15  | 8  | 5            | 1  | 5   |

Technical Fouls: NONE

# Game 5: ACU 59, Fordham 45



Official Basketball Box Score - Final  
**Fordham at Abilene Christian**  
 11/20/23 UVI Sports and Fitness Center, Charlotte Amalie West  
 2023-24 Men's Basketball

Game Time: 5:45 PM  
 Game Duration: 2:07  
 Attendance: 924

Officials: Tony Crisp, Jeff Poir, Adam Folorunso

Fordham - 45

Record: 2-2

| NO.           | Name               | Min     | FG  | 3P  | FT  | Rebounds  | Fouls | TP | AS | TO | ST | Blocks | + | -   |
|---------------|--------------------|---------|---|-----|-----|-----------|-------|----|----|----|----|--------|---|-----|
|               |                    |         | M-A   | M-A | M-A | OR DR TOT | PF    |    |    |    |    | BS BA  |   |     |
| 30            | Abdou Tsimbila     | F 28:05 | 5-8   | 0-0 | 1-3 | 3 8 11    | 3 3   | 11 | 0  | 5  | 0  | 2      | 1 | -11 |
| 55            | Josh Rivera        | F 20:26 | 2-8   | 0-0 | 0-0 | 1 3 4     | 0 1   | 4  | 0  | 0  | 0  | 0      | 0 | -12 |
| 0             | Japhet Medor       | G 22:21 | 3-9   | 0-2 | 4-5 | 2 2 4     | 3 4   | 10 | 1  | 2  | 0  | 0      | 0 | -7  |
| 10            | Kyle Rose          | G 24:57 | 0-2   | 0-1 | 0-2 | 2 2 4     | 3 4   | 0  | 0  | 3  | 1  | 1      | 0 | -18 |
| 24            | Antrell Charlton   | G 25:01 | 0-3   | 0-0 | 2-6 | 4 3 7     | 0 4   | 2  | 0  | 3  | 1  | 0      | 0 | -11 |
| 1             | Will Richardson    | 28:36   | 1-9   | 0-4 | 2-2 | 0 1 1     | 2 1   | 4  | 2  | 0  | 1  | 0      | 0 | -12 |
| 12            | Elijah Gray        | 14:24   | 0-4   | 0-0 | 0-0 | 2 3 5     | 2 0   | 0  | 0  | 2  | 0  | 0      | 0 | -15 |
| 2             | Romad Dean         | 09:42   | 1-1   | 1-1 | 0-0 | 0 0 0     | 1 1   | 3  | 0  | 0  | 1  | 0      | 0 | 5   |
| 5             | Angel Montas       | 11:50   | 2-7   | 0-3 | 0-0 | 1 3 4     | 2 0   | 4  | 0  | 0  | 0  | 0      | 0 | 8   |
| 15            | Ogheneyolu Akiworo | 03:06   | 0-0   | 0-0 | 0-0 | 0 0 0     | 0 0   | 0  | 0  | 0  | 0  | 0      | 0 | 3   |
| 3             | Jahmere Tripp      | 06:14   | 2-2   | 0-0 | 3-3 | 1 2 3     | 0 1   | 7  | 0  | 0  | 1  | 0      | 0 | 8   |
| 13            | Zach Riley         | 04:15   | 0-1   | 0-1 | 0-0 | 0 0 0     | 0 0   | 0  | 0  | 3  | 0  | 0      | 0 | -9  |
| 4             | Noah Best          | 01:03   | 0-0   | 0-0 | 0-0 | 0 0 0     | 0 0   | 0  | 0  | 1  | 0  | 0      | 0 | 1   |
| Team          |                    |         | 1 4 5 0 0 0 0 0 0 0 0 0 0 0                       |     |     |           |       |    |    |    |    |        |   |     |
| <b>Totals</b> |                    |         | 16-54 1-12 12-21 17 29 46 17 19 45 3 19 5 3 1 -14 |     |     |           |       |    |    |    |    |        |   |     |

Technical Fouls: Coach 2<sup>nd</sup> 8:20

| Shooting By Period      | 1 <sup>st</sup> | 2 <sup>nd</sup> | 3 <sup>rd</sup> | 4 <sup>th</sup> | OT       |
|-------------------------|-----------------|-----------------|-----------------|-----------------|----------|
| FG%                     | 5-24 20.8%      | 12-26 46.2%     | 3-11 27.3%      | 1-4 25.0%       | 0-0 0.0% |
| 3PT%                    | 1-8 12.5%       | 7-19 36.8%      | 2-8 25.0%       | 0-0 0.0%        | 0-0 0.0% |
| FT%                     | 5-6 83.3%       | 10-29 34.5%     | 5-8 62.5%       | 2-5 40.0%       | 0-0 0.0% |
| GM FG%                  | 16-54 29.6%     | 31-72 43.1%     | 18-40 45.0%     | 3-12 25.0%      | 0-0 0.0% |
| FT%                     | 12-21 57.1%     | 17-34 50.0%     | 12-17 70.6%     | 2-5 40.0%       | 0-0 0.0% |
| Dead Ball Rebounds: 5.0 |                 |                 |                 |                 |          |

| NO.           | Name               | Min     | FG   | 3P  | FT  | Rebounds  | Fouls | TP | AS | TO | ST | Blocks | + | -  |
|---------------|--------------------|---------|--|-----|-----|-----------|-------|----|----|----|----|--------|---|----|
|               |                    |         | M-A  | M-A | M-A | OR DR TOT | PF    |    |    |    |    | BS BA  |   |    |
| 5             | Cameron Steele     | F 27:14 | 2-3  | 2-2 | 0-0 | 1 2 3     | 1 1   | 6  | 0  | 0  | 2  | 1      | 0 | 22 |
| 23            | Airion Simmons     | F 21:15 | 3-8  | 0-1 | 0-0 | 2 3 5     | 2 1   | 6  | 2  | 1  | 2  | 0      | 0 | 5  |
| 10            | Nasir DeGruy       | G 16:56 | 0-3  | 0-1 | 1-2 | 0 2 2     | 3 2   | 1  | 0  | 2  | 1  | 0      | 0 | 2  |
| 21            | Hunter Jack Madden | G 34:41 | 1-5  | 0-2 | 6-9 | 2 3 5     | 1 5   | 8  | 1  | 0  | 1  | 0      | 0 | 14 |
| 24            | Ali Abdou Dibba    | G 30:03 | 7-15   | 0-2 | 4-4 | 0 5 5     | 3 5   | 18 | 2  | 2  | 3  | 0      | 1 | 19 |
| 22            | Aidan Ighehon      | 22:09   | 4-9  | 0-1 | 0-0 | 1 7 8     | 4 0   | 8  | 1  | 1  | 1  | 0      | 0 | 2  |
| 4             | Kavon McClain      | 22:47   | 3-5  | 0-0 | 0-0 | 0 0 0     | 2 1   | 6  | 3  | 1  | 0  | 0      | 0 | 12 |
| 25            | Immanuel Allen     | 15:29   | 1-6  | 1-3 | 1-2 | 0 0 1     | 1 1   | 4  | 0  | 1  | 1  | 0      | 2 | 34 |
| 13            | Muodubem Muoneke   | 03:34   | 1-1  | 0-0 | 0-0 | 0 0 0     | 1 0   | 2  | 0  | 1  | 0  | 0      | 0 | -2 |
| 0             | JV Seat            | 05:03   | 0-0  | 0-0 | 0-0 | 0 0 0     | 0 0   | 1  | 0  | 0  | 0  | 0      | 0 | 0  |
| 1             | Colby Tanner       | 00:16   | 0-0  | 0-0 | 0-0 | 0 0 0     | 0 0   | 0  | 0  | 0  | 0  | 0      | 0 | 0  |
| 2             | Yaniel Rivera      | 00:16   | 0-0  | 0-0 | 0-0 | 0 0 0     | 0 0   | 0  | 0  | 0  | 0  | 0      | 0 | 0  |
| 11            | Ma'Shy Hill        | 00:16   | 0-0  | 0-0 | 0-0 | 0 0 0     | 0 0   | 0  | 0  | 0  | 0  | 0      | 0 | 0  |
| Team          |                    |         | 0 2 2 0 0 0 0 0 0 0 0 0 0 0                      |     |     |           |       |    |    |    |    |        |   |    |
| <b>Totals</b> |                    |         | 22-55 3-12 12-17 6 25 31 19 16 59 9 10 11 1 3 14 |     |     |           |       |    |    |    |    |        |   |    |

Technical Fouls: NONE

|                  | FOR                       | ACU                        |
|------------------|---------------------------|----------------------------|
| Biggest lead     | 0 (1 <sup>st</sup> 20:00) | 21 (2 <sup>nd</sup> 5:34)  |
| Best Scoring Run | 7 (2 <sup>nd</sup> 1:03)  | 12 (1 <sup>st</sup> 14:47) |
| Lead Changes     | 0                         |                            |
| Times Tied       | 0                         |                            |
| Time with Lead   | 00:00                     | 39:32                      |

| Points from   | FOR | ACU |
|---------------|-----|-----|
| Turnovers     | 7   | 21  |
| Paint         | 28  | 30  |
| Second Chance | 8   | 11  |
| Fast Breaks   | 9   | 5   |
| Bench         | 18  | 20  |

| Period by Period Scoring | 1st | 2nd | TOT |
|--------------------------|-----|-----|-----|
| FOR                      | 16  | 29  | 45  |
| ACU                      | 32  | 27  | 59  |

# Game 6: Missouri State 87, ACU 69



Official Basketball Box Score - Final  
**Abilene Christian at Missouri State**  
 11/20/23 UVI Sports and Fitness Center, Charlotte Amalie West  
 2023-24 Men's Basketball

Game Time: 9:00 PM  
 Game Duration: 2:11  
 Attendance: 1,825

Officials: Jerry Heister, Tony Crisp, Jeff Poir

Abilene Christian - 69

Record: 3-3

| NO.           | Name               | Min     | FG   | 3P  | FT  | Rebounds  | Fouls | TP | AS | TO | ST | Blocks | + | -   |
|---------------|--------------------|---------|--|-----|-----|-----------|-------|----|----|----|----|--------|---|-----|
|               |                    |         | M-A  | M-A | M-A | OR DR TOT | PF    |    |    |    |    | BS BA  |   |     |
| 5             | Cameron Steele     | F 29:40 | 2-7  | 2-3 | 0-0 | 0 1 1     | 3 1   | 6  | 1  | 1  | 4  | 1      | 0 | -11 |
| 23            | Airion Simmons     | F 23:12 | 10-16  | 4-4 | 1-2 | 0 2 2     | 3 1   | 25 | 4  | 0  | 1  | 1      | 2 | 6   |
| 10            | Nasir DeGruy       | G 10:26 | 1-3  | 0-1 | 0-0 | 0 1 1     | 0 1   | 2  | 0  | 2  | 0  | 0      | 0 | -8  |
| 21            | Hunter Jack Madden | G 33:54 | 5-7  | 1-2 | 3-5 | 1 7 8     | 2 7   | 14 | 3  | 1  | 0  | 0      | 0 | -15 |
| 24            | Ali Abdou Dibba    | G 37:19 | 4-12   | 0-1 | 3-4 | 2 3 5     | 3 3   | 11 | 1  | 3  | 2  | 0      | 0 | -11 |
| 4             | Kavon McClain      | 28:22   | 1-5  | 0-4 | 0-0 | 0 2 2     | 3 0   | 2  | 2  | 2  | 3  | 0      | 0 | -11 |
| 2             | Yaniel Rivera      | 03:15   | 0-0  | 0-0 | 0-0 | 0 0 0     | 0 0   | 0  | 0  | 0  | 0  | 0      | 0 | -3  |
| 22            | Aidan Ighehon      | 08:30   | 0-0  | 0-0 | 0-0 | 0 0 0     | 0 0   | 2  | 2  | 0  | 2  | 0      | 0 | -12 |
| 0             | JV Seat            | 04:03   | 0-1  | 0-1 | 0-0 | 1 0 1     | 0 0   | 0  | 0  | 0  | 0  | 0      | 0 | 1   |
| 25            | Immanuel Allen     | 12:13   | 1-5  | 0-0 | 4-6 | 1 0 1     | 5 2   | 6  | 1  | 0  | 1  | 0      | 0 | -10 |
| 13            | Muodubem Muoneke   | 03:49   | 0-1  | 0-0 | 1-2 | 0 0 0     | 0 0   | 1  | 1  | 0  | 0  | 0      | 0 | -2  |
| 11            | Ma'Shy Hill        | 04:05   | 1-2  | 0-0 | 0-0 | 0 0 0     | 0 1   | 2  | 0  | 1  | 0  | 0      | 0 | -4  |
| 1             | Colby Tanner       | 01:12   | 0-0  | 0-0 | 0-0 | 0 0 0     | 0 0   | 0  | 0  | 0  | 0  | 0      | 0 | 1   |
| Team          |                    |         | 2 1 3 0 0 0 0 0 0 0 0 0 0 0                        |     |     |           |       |    |    |    |    |        |   |     |
| <b>Totals</b> |                    |         | 25-59 7-16 12-19 7 17 24 22 18 69 12 12 11 2 3 -18 |     |     |           |       |    |    |    |    |        |   |     |

Technical Fouls: NONE

| NO.           | Name            | Min     | FG   | 3P  | FT  | Rebounds  | Fouls | TP | AS | TO | ST | Blocks | + | -  |
|---------------|-----------------|---------|--|-----|-----|-----------|-------|----|----|----|----|--------|---|----|
|               |                 |         | M-A  | M-A | M-A | OR DR TOT | PF    |    |    |    |    | BS BA  |   |    |
| 4             | Cesare Edwards  | F 05:17 | 1-1  | 0-0 | 0-0 | 0 0 0     | 0 0   | 2  | 0  | 1  | 0  | 0      | 0 | -4 |
| 5             | Donovan Clay    | F 24:07 | 10-11  | 1-1 | 4-5 | 0 6 6     | 4 3   | 19 | 3  | 1  | 2  | 0      | 1 | 5  |
| 1             | Alston Mason    | G 38:48 | 7-16   | 3-8 | 4-7 | 0 2 2     | 2 6   | 21 | 5  | 2  | 0  | 0      | 1 | 19 |
| 10            | Damien Mayo Jr. | G 16:02 | 0-0  | 0-0 | 1-2 | 0 1 1     | 4 2   | 1  | 1  | 0  | 0  | 0      | 0 | -4 |
| 15            | Matthew Lee     | G 35:54 | 2-5  | 1-4 | 5-6 | 1 3 4     | 0 5   | 10 | 6  | 7  | 0  | 0      | 0 | 14 |
| 0             | Chance Moore    | 30:31   | 5-9  | 2-4 | 5-5 | 0 6 6     | 3 3   | 17 | 0  | 2  | 0  | 0      | 0 | 18 |
| 35            | N.J. Benson     | 28:53   | 8-10   | 0-0 | 1-2 | 6 10 16   | 3 2   | 17 | 1  | 1  | 2  | 3      | 0 | 26 |
| 11            | Raphe Ayres     | 17:01   | 0-1  | 0-1 | 0-0 | 1 3 4     | 1 1   | 0  | 0  | 0  | 0  | 0      | 0 | 19 |
| 20            | Tommy Pinegar   | 01:12   | 0-0  | 0-0 | 0-0 | 0 0 0     | 0 0   | 0  | 0  | 0  | 0  | 0      | 0 | -1 |
| 32            | Kanon Gipson    | 01:12   | 0-0  | 0-0 | 0-0 | 0 0 0     | 0 0   | 0  | 0  | 1  | 0  | 0      | 0 | -1 |
| 33            | Dawson Carper   | 01:03   | 0-0  | 0-0 | 0-0 | 0 0 0     | 1 0   | 0  | 0  | 0  | 1  | 0      | 0 | -1 |
| Team          |                 |         | 1 0 1 0 0 0 0 0 0 0 0 0 0 0                      |     |     |           |       |    |    |    |    |        |   |    |
| <b>Totals</b> |                 |         | 30-52 7-18 20-27 9 31 40 18 22 87 16 16 5 3 2 18 |     |     |           |       |    |    |    |    |        |   |    |

Technical Fouls: NONE

|                  | ACU                        | MISS                      |
|------------------|----------------------------|---------------------------|
| Biggest lead     | 10 (1 <sup>st</sup> 15:09) | 19 (2 <sup>nd</sup> 1:35) |
| Best Scoring Run | 8 (1 <sup>st</sup> 18:06)  | 9 (1 <sup>st</sup> 2:24)  |
| Lead Changes     | 1                          |                           |
| Times Tied       | 2                          |                           |
| Time with Lead   | 14:50                      | 24:10                     |

| Points from   | ACU | MISS |
|---------------|-----|------|
| Turnovers     | 9   | 18   |
| Paint         | 32  | 46   |
| Second Chance | 13  | 10   |
| Fast Breaks   | 4   | 14   |
| Bench         | 11  | 34   |

| Period by Period Scoring | 1st | 2nd | TOT |
|--------------------------|-----|-----|-----|
| ACU                      | 37  | 32  | 69  |
| MISS                     | 45  | 42  | 87  |

Game Notes: 2023 U.S. Virgin Islands Paradise Jam Men's Basketball Tournament. Presented by BASKETBALL TRAVELERS

# Game 7: Texas Arlington 86, ACU 71



Official Basketball Box Score - Final  
**Abilene Christian at UT Arlington**  
 11/20/23 College Park Center, Arlington  
 2023-24 Men's Basketball

Game Time: 7:00 PM  
 Game Duration: 1:59  
 Attendance: 1,279

Officials: Doug Sturdivan, Brad Ferrie, James Ford

Abilene Christian - 71

Record: 3-4 (0-1)

| NO.    | Name               | Min     | FG    | 3P   | FT    | Rebounds |    | Fouls | TP | AS | TO | ST | Blocks |    | +/- |     |     |
|--------|--------------------|---------|-------|------|-------|----------|----|-------|----|----|----|----|--------|----|-----|-----|-----|
|        |                    |         | M-A   | M-A  | M-A   | OR       | DR | TOT   |    |    |    |    | PF     | BS |     | BA  |     |
| 5      | Cameron Steele     | F 28:04 | 3-5   | 1-2  | 0-0   | 0        | 2  | 2     | 0  | 1  | 7  | 1  | 2      | 1  | 0   | -12 |     |
| 23     | Airion Simmons     | F 27:02 | 6-9   | 2-4  | 3-5   | 0        | 3  | 3     | 3  | 3  | 17 | 1  | 4      | 1  | 0   | -9  |     |
| 10     | Nasir DeGruy       | G 07:24 | 1-3   | 0-0  | 0-0   | 0        | 1  | 1     | 1  | 1  | 2  | 1  | 0      | 0  | 0   | -4  |     |
| 21     | Hunter Jack Madden | G 32:42 | 5-8   | 3-5  | 6-7   | 0        | 1  | 1     | 1  | 2  | 7  | 19 | 7      | 1  | 3   | 0   | -8  |
| 24     | Ali Abdou Dibba    | G 34:01 | 5-16  | 1-2  | 3-4   | 1        | 6  | 7     | 3  | 3  | 14 | 3  | 1      | 2  | 1   | 1   | -6  |
| 4      | Kavion McClain     | 19:25   | 0-1   | 0-1  | 0-0   | 0        | 1  | 1     | 2  | 0  | 0  | 6  | 1      | 4  | 0   | 0   | -8  |
| 22     | Aidan Ighehon      | 07:04   | 0-1   | 0-0  | 0-0   | 1        | 0  | 1     | 2  | 0  | 0  | 0  | 2      | 0  | 0   | 0   | -11 |
| 3      | Leonardo Bettiol   | 03:03   | 0-0   | 0-0  | 0-0   | 0        | 0  | 0     | 0  | 1  | 0  | 0  | 0      | 0  | 0   | 0   | -1  |
| 25     | Immanuel Allen     | 15:29   | 1-2   | 0-0  | 1-2   | 1        | 2  | 3     | 3  | 2  | 3  | 0  | 3      | 0  | 0   | 0   | -2  |
| 0      | JV Seat            | 19:54   | 4-10  | 1-3  | 0-1   | 2        | 1  | 3     | 3  | 1  | 9  | 1  | 0      | 0  | 0   | 0   | -22 |
| 2      | Yaniel Rivera      | 03:30   | 0-0   | 0-0  | 0-0   | 0        | 0  | 0     | 0  | 0  | 0  | 0  | 0      | 0  | 0   | 0   | -4  |
| 13     | Muodubem Muoneke   | 02:22   | 0-0   | 0-0  | 0-0   | 0        | 0  | 0     | 0  | 2  | 0  | 0  | 0      | 1  | 0   | 0   | -4  |
| Team   |                    |         |       |      |       | 1        | 2  | 3     |    | 0  | 0  |    |        |    |     |     |     |
| Totals |                    |         | 25-55 | 8-17 | 13-19 | 6        | 19 | 25    | 22 | 18 | 71 | 20 | 15     | 11 | 4   | 1   | -15 |

# Game 9: Northern Arizona 78, ACU 76



Official Basketball Box Score - Final  
Northern Ariz. at Abilene Christian  
12/06/23 Moody Coliseum, Abilene  
2023-24 Men's Basketball

Game Time: 7:00 PM  
Game Duration: 2:09  
Attendance: 1,193

Officials: Tommy Johnson, Jeff Maham, Justin Abrecht

Northern Ariz. - 78

Record: 4-5

| NO. Name              | Min     | FG M-A | 3P M-A | FT M-A | Rebounds OR DR TOT | Fouls PF | TP | AS | TO | ST | Blocks BS BA | +/- |
|-----------------------|---------|--------|--------|--------|--------------------|----------|----|----|----|----|--------------|-----|
| 12 Diego Campisano    | F 37:10 | 4-8    | 1-4    | 0-0    | 1 6 7              | 1 4      | 9  | 1  | 1  | 0  | 0            | 2   |
| 3 Jayden Jackson      | G 24:00 | 5-6    | 0-0    | 0-0    | 4 7 11             | 5 2      | 10 | 3  | 2  | 1  | 0            | 7   |
| 4 Oakland Fort        | G 27:15 | 6-13   | 2-4    | 4-5    | 1 5 6              | 1 3      | 18 | 3  | 2  | 1  | 0            | 1   |
| 21 Liam Lloyd         | G 36:19 | 1-8    | 1-4    | 3-4    | 0 3 3              | 4 2      | 6  | 3  | 4  | 2  | 1            | 0   |
| 24 Trenton McLaughlin | G 38:12 | 8-14   | 2-5    | 4-4    | 0 3 3              | 4 2      | 22 | 1  | 3  | 1  | 1            | 0   |
| 0 C.J. Ford           | 12:10   | 1-3    | 0-1    | 0-0    | 0 2 2              | 4 1      | 2  | 1  | 4  | 0  | 0            | -11 |
| 7 Carson Basham       | 13:29   | 3-4    | 0-0    | 4-5    | 3 3 6              | 5 3      | 10 | 1  | 4  | 0  | 2            | 0   |
| 11 Ryan Abelman       | 03:10   | 0-1    | 0-0    | 0-0    | 0 1 1              | 0 0      | 0  | 0  | 0  | 0  | 0            | -3  |
| 13 Rockwell Reynolds  | 05:37   | 0-0    | 0-0    | 1-2    | 1 1 2              | 0 1      | 1  | 0  | 1  | 0  | 0            | -2  |
| 1 Arman Madi          | 02:38   | 0-0    | 0-0    | 0-0    | 0 0 0              | 2 0      | 0  | 0  | 0  | 0  | 0            | 4   |
| Team                  |         |        |        |        | 2 1 3              | 0        | 0  | 0  | 0  | 0  | 0            |     |
| Totals                |         | 28-57  | 6-18   | 16-20  | 12 32 44           | 26 18    | 78 | 13 | 21 | 5  | 4            | 1   |

Technical Fouls: NONE

Abilene Christian - 76

Record: 3-6

| NO. Name              | Min     | FG M-A | 3P M-A | FT M-A | Rebounds OR DR TOT | Fouls PF | TP | AS | TO | ST | Blocks BS BA | +/- |
|-----------------------|---------|--------|--------|--------|--------------------|----------|----|----|----|----|--------------|-----|
| 5 Cameron Steele      | F 16:46 | 1-6    | 0-3    | 1-3    | 0 1 1              | 1 2      | 3  | 1  | 1  | 3  | 1            | -5  |
| 23 Airion Simmons     | F 27:25 | 9-17   | 1-3    | 6-7    | 3 4 7              | 1 5      | 25 | 0  | 2  | 1  | 0            | 3   |
| 4 Kavion McClain      | G 29:45 | 6-8    | 1-1    | 2-2    | 0 3 3              | 3 2      | 15 | 2  | 2  | 0  | 0            | -3  |
| 21 Hunter Jack Madden | G 29:34 | 0-3    | 0-2    | 4-4    | 0 2 2              | 3 5      | 4  | 1  | 0  | 0  | 0            | -18 |
| 24 Ali Abdou Dibba    | G 12:04 | 1-7    | 1-3    | 0-0    | 0 2 0              | 0 3      | 3  | 1  | 0  | 0  | 0            | -14 |
| 11 Ma'Shy Hill        | 03:46   | 0-1    | 0-0    | 0-0    | 0 0 0              | 0 0      | 0  | 0  | 0  | 0  | 0            | -3  |
| 0 JV Seat             | 17:02   | 1-4    | 0-1    | 5-7    | 2 2 4              | 0 4      | 7  | 1  | 1  | 4  | 0            | 13  |
| 10 Nasir DeGruy       | 10:15   | 0-2    | 0-0    | 0-0    | 0 1 1              | 2 0      | 0  | 0  | 1  | 0  | 0            | 1   |
| 25 Immanuel Allen     | 23:20   | 4-8    | 2-5    | 1-2    | 0 1 1              | 1 2      | 11 | 1  | 1  | 4  | 0            | 11  |
| 22 Aidan Ighehon      | 12:24   | 0-3    | 0-1    | 0-0    | 1 3 4              | 2 0      | 0  | 0  | 2  | 0  | 0            | 4   |
| 3 Leonardo Bettiol    | 16:37   | 1-1    | 0-0    | 6-6    | 1 2 3              | 5 3      | 8  | 2  | 0  | 0  | 0            | 11  |
| 13 Muudubem Muoneke   | 01:02   | 0-0    | 0-0    | 0-0    | 0 0 0              | 0 0      | 0  | 0  | 0  | 0  | 0            | -2  |
| Team                  |         |        |        |        | 0 0 0              | 0        | 0  | 0  | 0  | 0  | 0            |     |
| Totals                |         | 23-60  | 5-19   | 25-31  | 9 19 28            | 18 26    | 76 | 9  | 10 | 12 | 1            | 4   |

Technical Fouls: NONE

|                  | NAU                       | ACU                       |                       |     |     |                          |     |     |     |
|------------------|---------------------------|---------------------------|-----------------------|-----|-----|--------------------------|-----|-----|-----|
| Biggest lead     | 8 (1 <sup>st</sup> 1:52)  | 3 (1 <sup>st</sup> 9:44)  | Points from Turnovers | NAU | ACU | Period by Period Scoring |     |     |     |
| Best Scoring Run | 7 (2 <sup>nd</sup> 10:33) | 10 (1 <sup>st</sup> 9:44) | Paint                 | 32  | 26  |                          | 1st | 2nd | TOT |
| Lead Changes     | 14                        |                           | Second Chance         | 12  | 10  | NAU                      | 38  | 40  | 78  |
| Times Tied       | 12                        |                           | Fast Breaks           | 13  | 15  | ACU                      | 37  | 39  | 76  |
| Time with Lead   | 28:19                     | 04:56                     | Bench                 | 13  | 26  |                          |     |     |     |

# Game 10: ACU 120, Howard Payne 69



Official Basketball Box Score - Final  
Howard Payne at Abilene Christian  
12/06/23 Moody Coliseum, Abilene  
2023-24 Men's Basketball

Game Time: 3:00 PM  
Game Duration: 1:52  
Attendance: 1,251

Officials: Joe Stigliano, Art Brown, Ralph Turner

Howard Payne - 69

Record: 6-5

| NO. Name             | Min     | FG M-A | 3P M-A | FT M-A | Rebounds OR DR TOT | Fouls PF | TP | AS | TO | ST | Blocks BS BA | +/- |
|----------------------|---------|--------|--------|--------|--------------------|----------|----|----|----|----|--------------|-----|
| 34 Carter May        | F 20:07 | 2-2    | 0-0    | 2-3    | 1 3 4              | 1 2      | 6  | 2  | 2  | 0  | 0            | -10 |
| 4 Jarod Johnson      | G 21:54 | 4-11   | 0-2    | 3-4    | 0 2 2              | 4 6      | 11 | 4  | 2  | 1  | 0            | -11 |
| 1 Hudson Johnson     | G 16:37 | 4-9    | 2-4    | 0-0    | 0 0 0              | 3 0      | 10 | 0  | 2  | 0  | 0            | -7  |
| 3 Armonie Ramey      | G 22:19 | 5-9    | 0-1    | 0-0    | 1 2 3              | 1 2      | 10 | 1  | 1  | 5  | 0            | -14 |
| 22 Ben Phillip       | G 16:20 | 2-7    | 2-6    | 0-0    | 0 1 1              | 4 1      | 6  | 0  | 0  | 1  | 0            | 2   |
| 4 Riley Fornerette   | 20:18   | 1-6    | 1-3    | 1-2    | 1 2 3              | 0 2      | 4  | 1  | 3  | 1  | 0            | -44 |
| 10 Chase Glasper     | 08:31   | 0-1    | 0-0    | 0-0    | 2 2 4              | 0 0      | 0  | 0  | 2  | 0  | 0            | -26 |
| 12 Luke Whidbee      | 17:20   | 0-3    | 0-2    | 2-3    | 0 2 2              | 2 2      | 2  | 0  | 1  | 1  | 0            | -36 |
| 20 Myles Brown       | 17:41   | 3-8    | 2-4    | 3-5    | 0 2 2              | 0 4      | 11 | 1  | 0  | 0  | 0            | -37 |
| 25 Kaeden Crawford   | 05:08   | 0-1    | 0-0    | 1-2    | 0 1 1              | 1 2      | 1  | 0  | 1  | 0  | 0            | -12 |
| 5 Willie Everline    | 15:12   | 1-7    | 0-2    | 1-4    | 0 1 1              | 2 2      | 3  | 0  | 2  | 0  | 0            | -25 |
| 24 Julius Stephenson | 08:13   | 1-1    | 1-1    | 0-0    | 0 0 0              | 1 1      | 3  | 0  | 0  | 0  | 0            | -16 |
| 55 Tyler Poag        | 05:14   | 1-1    | 0-0    | 0-0    | 0 0 0              | 1 1      | 2  | 0  | 0  | 0  | 0            | -9  |
| 11 Bryson Monroe     | 02:33   | 0-0    | 0-0    | 0-0    | 0 0 0              | 0 0      | 0  | 0  | 0  | 0  | 0            | -5  |
| 21 Justin Zimmerman  | 02:33   | 0-0    | 0-0    | 0-0    | 0 0 0              | 0 0      | 0  | 0  | 0  | 0  | 0            | -5  |
| Team                 |         |        |        |        | 1 0 1              | 0        | 0  | 0  | 0  | 0  | 0            |     |
| Totals               |         | 24-66  | 8-25   | 13-25  | 6 18 24            | 23 24    | 69 | 9  | 18 | 9  | 1            | 0   |

Technical Fouls: NONE

Abilene Christian - 120

Record: 4-6

| NO. Name              | Min     | FG M-A | 3P M-A | FT M-A | Rebounds OR DR TOT | Fouls PF | TP  | AS | TO | ST | Blocks BS BA | +/- |
|-----------------------|---------|--------|--------|--------|--------------------|----------|-----|----|----|----|--------------|-----|
| 3 Leonardo Bettiol    | F 11:08 | 5-5    | 0-0    | 0-1    | 2 1 3              | 1 1      | 10  | 2  | 1  | 0  | 0            | 11  |
| 5 Cameron Steele      | F 13:11 | 2-2    | 0-0    | 0-2    | 1 3 0              | 0 0      | 4   | 5  | 0  | 0  | 0            | 0   |
| 4 Kavion McClain      | G 18:18 | 2-7    | 0-1    | 0-0    | 0 5 5              | 1 2      | 4   | 7  | 2  | 3  | 0            | 26  |
| 21 Hunter Jack Madden | G 22:10 | 2-5    | 2-5    | 0-0    | 0 4 4              | 1 1      | 6   | 2  | 0  | 1  | 0            | 24  |
| 24 Ali Abdou Dibba    | G 14:40 | 6-8    | 1-2    | 4-4    | 1 3 4              | 2 3      | 17  | 2  | 1  | 0  | 0            | 18  |
| 11 Ma'Shy Hill        | 11:08   | 2-2    | 0-0    | 0-0    | 1 2 3              | 2 0      | 4   | 3  | 1  | 0  | 0            | 24  |
| 10 Nasir DeGruy       | 17:56   | 2-2    | 0-0    | 2-4    | 0 4 4              | 2 2      | 7   | 3  | 1  | 0  | 0            | 21  |
| 22 Aidan Ighehon      | 11:27   | 5-7    | 0-0    | 5-7    | 2 6 8              | 3 4      | 15  | 0  | 2  | 0  | 0            | 14  |
| 23 Airion Simmons     | 15:45   | 5-7    | 0-2    | 2-6    | 1 5 6              | 3 5      | 12  | 2  | 2  | 1  | 0            | 15  |
| 25 Immanuel Allen     | 16:54   | 1-7    | 0-3    | 2-2    | 3 3 6              | 1 1      | 4   | 3  | 1  | 1  | 0            | 15  |
| 0 JV Seat             | 13:43   | 2-5    | 2-5    | 1-2    | 1 3 4              | 4 1      | 7   | 1  | 2  | 0  | 0            | 25  |
| 2 Yaniel Rivera       | 12:41   | 2-4    | 1-3    | 0-0    | 0 1 1              | 1 0      | 5   | 1  | 3  | 1  | 0            | 18  |
| 13 Muudubem Muoneke   | 13:17   | 8-11   | 0-0    | 3-6    | 3 2 5              | 2 3      | 19  | 1  | 1  | 0  | 0            | 32  |
| 1 Colby Tanner        | 07:42   | 2-4    | 2-4    | 0-0    | 0 1 1              | 1 0      | 6   | 0  | 1  | 1  | 0            | 12  |
| Team                  |         |        |        |        | 1 2 3              | 0        | 0   | 0  | 0  | 0  | 0            |     |
| Totals                |         | 46-76  | 8-25   | 20-32  | 17 43 60           | 24 23    | 120 | 32 | 17 | 8  | 0            | 1   |

Technical Fouls: NONE

| HPU              |                           |                           | ACU                      |     |     |     |
|------------------|---------------------------|---------------------------|--------------------------|-----|-----|-----|
| Biggest lead     | 3 (1 <sup>st</sup> 15:16) | 51 (2 <sup>nd</sup> 0:14) | Turnovers                | 22  | 23  |     |
| Best Scoring Run | 7(1 <sup>st</sup> 16:18)  | 15(2 <sup>nd</sup> 13:10) | Paint                    | 22  | 74  |     |
| Lead Changes     | 8                         |                           | Second Chance            | 6   | 18  |     |
| Times Tied       | 4                         |                           | Fast Breaks              | 5   | 33  |     |
| Time with Lead   | 04:19                     | 34:21                     | Bench                    | 26  | 79  |     |
|                  |                           |                           | Period by Period Scoring |     |     |     |
|                  |                           |                           |                          | 1st | 2nd | TOT |
|                  |                           |                           | HPU                      | 38  | 31  | 69  |
|                  |                           |                           | ACU                      | 51  | 69  | 120 |

# Game 11: ACU 88, UTEP 82



Official Basketball Box Score - Final  
UTEP at Abilene Christian  
12/17/23 Moody Coliseum, Abilene  
2023-24 Men's Basketball

Game Time: 3:00 PM  
Game Duration: 2:24  
Attendance: 1,469

Officials: Jeff Maham, Randi Anders, James Ford

UTEP - 82

Record: 6-5

| NO. Name            | Min     | FG M-A | 3P M-A | FT M-A | Rebounds OR DR TOT | Fouls PF | TP | AS | TO | ST | Blocks BS BA | +/- |
|---------------------|---------|--------|--------|--------|--------------------|----------|----|----|----|----|--------------|-----|
| 23 Otis Frazier III | F 29:32 | 4-7    | 0-2    | 1-3    | 1 2 3              | 2 4      | 9  | 0  | 2  | 0  | 0            | -9  |
| 34 Kevin Kalu       | F 07:09 | 3-4    | 0-0    | 1-1    | 3 2 5              | 5 1      | 7  | 0  | 0  | 0  | 0            | 0   |
| 0 Zed Powell        | G 31:03 | 4-10   | 1-2    | 5-7    | 4 3 7              | 3 3      | 14 | 4  | 4  | 5  | 0            | -3  |
| 2 Tae Hardy         | G 36:14 | 7-16   | 3-7    | 5-7    | 3 2 5              | 5 5      | 22 | 2  | 3  | 4  | 0            | -2  |
| 4 Corey Camper Jr.  | G 31:57 | 1-9    | 0-2    | 6-7    | 1 0 1              | 4 3      | 8  | 5  | 1  | 4  | 0            | 1   |
| 13 Calvin Solomon   | 16:53   | 2-5    | 0-0    | 7-9    | 0 4 4              | 4 7      | 11 | 0  | 2  | 1  | 0            | 0   |
| 3 Elijah Jones      | 02:30   | 0-0    | 0-0    | 0-0    | 0 1 1              | 0 0      | 0  | 0  | 0  | 0  | 0            | -3  |
| 3 Baylor Hebb       | 16:56   | 2-3    | 0-0    | 0-0    | 0 1 1              | 3 0      | 4  | 0  | 1  | 0  | 0            | -4  |
| 5 David Terrell Jr. | 02:57   | 0-1    | 0-0    | 0-0    | 0 0 0              | 1 0      | 0  | 0  | 1  | 0  | 0            | -6  |
| 32 Derick Hamilton  | 07:09   | 1-4    | 0-0    | 0-2    | 2 2 4              | 1 2      | 2  | 0  | 1  | 0  | 0            | -6  |
| 1 Jon Dos Anjos     | 08:23   | 2-2    | 1-1    | 0-0    | 0 1 1              | 2 0      | 5  | 0  | 1  | 0  | 0            | 4   |
| 21 Sebastian Cole   | 01:26   | 0-0    | 0-0    | 0-0    | 0 0 0              | 0 0      | 0  | 0  | 0  | 0  | 0            | -1  |
| 20 Garrett Levesque | 07:32   | 0-1    | 0-1    | 0-0    | 0 0 0              | 1 0      | 0  | 0  | 0  | 0  | 0            | 0   |
| Team                |         |        |        |        | 2 1 3              | 0        | 0  | 0  | 0  | 0  | 0            |     |
| Totals              |         | 26-62  | 5-15   | 25-36  | 16 19 35           | 33 25    | 82 | 12 | 15 | 15 | 0            | 1   |

Technical Fouls: NONE

Abilene Christian - 88

Record: 5-6

| NO. Name              | Min     | FG M-A | 3P M-A | FT M-A | Rebounds OR DR TOT | Fouls PF | TP | AS | TO | ST | Blocks BS BA | +/- |
|-----------------------|---------|--------|--------|--------|--------------------|----------|----|----|----|----|--------------|-----|
| 5 Cameron Steele      | F 12:24 | 2-4    | 1-1    | 1-1    | 1 1 2              | 4 1      | 6  | 1  | 2  | 0  | 0            | -3  |
| 23 Airion Simmons     | F 28:11 | 1-3    | 0-1    | 3-6    | 0 8 8              | 3 3      | 5  | 2  | 1  | 2  | 1            | 18  |
| 4 Kavion McClain      | G 25:32 | 2-2    | 0-0    | 0-1    | 0 0 0              | 3 1      | 4  | 6  | 4  | 0  | 0            | 11  |
| 21 Hunter Jack Madden | G 33:35 | 2-8    | 2-5    | 12-13  | 2 2 4              | 2 9      | 18 | 2  | 4  | 2  | 0            | 3   |
| 24 Ali Abdou Dibba    | G 33:26 | 7-9    | 1-1    | 4-7    | 1 6 7              | 1 8      | 19 | 0  | 4  | 0  | 0            | 1   |
| 3 Leonardo Bettiol    | 22:53   | 4-6    | 0-0    | 6-8    | 1 3 4              | 5 4      | 14 | 1  | 3  | 0  | 0            | 8   |
| 11 Ma'Shy Hill        | 02:22   | 0-0    | 0-0    | 0-0    | 0 0 0              | 1 0      | 0  | 0  | 0  | 0  | 0            | 1   |
| 25 Immanuel Allen     | 13:32   | 3-6    | 1-4    | 3-5    | 0 1 1              | 2 3      | 10 | 0  | 1  | 1  | 0            | -3  |
| 22 Aidan Ighehon      | 08:14   | 1-1    | 0-0    | 0-2    | 0 1 1              | 1 0      | 4  | 0  | 2  | 0  | 0            | -2  |
| 0 JV Seat             | 06:15   | 1-1    | 1-1    | 0-0    | 0 2 2              | 1 0      | 3  | 1  | 0  | 0  | 0            | -4  |
| 10 Nasir DeGruy       | 13:09   | 1-1    | 0-0    | 3-5    | 0 1 1              | 2 4      | 5  | 0  | 1  | 0  | 0            | 0   |
| 13 Muudubem Muoneke   | 00:27   | 0-1    | 0-0    | 0-0    | 0 0 0              | 0 0      | 0  | 0  | 1  | 0  | 0            | 0   |
| Team                  |         |        |        |        | 3 2 5              | 0        | 0  | 0  | 0  | 0  | 0            |     |
| Totals                |         | 24-42  | 6-13   | 34-48  | 8 27 35            | 25 33    | 88 | 13 | 23 | 5  | 1            | 0   |

Technical Fouls: NONE

|                  | TEP                       | ACU                        |
|------------------|---------------------------|----------------------------|
| Biggest lead     | 6 (2 <sup>nd</sup> 19:11) | 11 (1 <sup>st</sup> 10:50) |
| Best Scoring Run | 8 (1 <sup>st</sup> 4:03)  | 8 (2 <sup>nd</sup> 13:17)  |
| Lead Changes     | 14                        |                            |
| Times Tied       | 12                        |                            |
| Time with Lead   | 08:45                     | 25:11                      |

# Game 13: Western Kentucky 86, ACU 84



Official Basketball Box Score - Final  
Abilene Christian at Western Ky.  
12/30/23 E.A. Diddle Arena, Bowling Green  
2023-24 Men's Basketball

Game Time: 2:00 PM  
Game Duration: 1:53  
Attendance: 4,011

Officials: Craig Murley, Tyler Kumpf, James Duke

Abilene Christian - 84

Record: 5-8

| NO. Name              | Min     | FG<br>M-A | 3P<br>M-A | FT<br>M-A | Rebounds<br>OR DR TOT | Fouls<br>PF FD | TP | AS | TO | ST | Blocks<br>BS BA | +/- |
|-----------------------|---------|-----------|-----------|-----------|-----------------------|----------------|----|----|----|----|-----------------|-----|
| 3 Leonardo Bettiol    | F 27:17 | 5-11      | 0-0       | 0-0       | 1 3 4                 | 4              | 10 | 3  | 0  | 1  | 0               | 12  |
| 5 Cameron Steele      | F 32:54 | 2-6       | 2-5       | 0-0       | 0 4 4                 | 2              | 1  | 6  | 3  | 2  | 0               | -2  |
| 4 Kavon McClain       | G 28:25 | 4-7       | 2-3       | 4-4       | 1 1 2                 | 2              | 3  | 14 | 5  | 3  | 1               | 0   |
| 21 Hunter Jack Madden | G 34:33 | 7-15      | 6-8       | 1-1       | 1 3 4                 | 1              | 2  | 21 | 2  | 1  | 1               | 0   |
| 24 Ali Abdou Dibba    | G 29:20 | 10-19     | 1-3       | 4-4       | 2 8 10                | 1              | 3  | 25 | 1  | 3  | 0               | 2   |
| 22 Aidan Ighehon      | 08:15   | 0-1       | 0-0       | 0-0       | 0 1 1                 | 2              | 0  | 0  | 1  | 0  | 0               | -6  |
| 11 Ma'Shy Hill        | 02:54   | 0-0       | 0-0       | 0-0       | 0 1 1                 | 2              | 1  | 0  | 1  | 0  | 0               | 0   |
| 25 Immanuel Allen     | 16:25   | 1-10      | 0-2       | 0-0       | 0 1 1                 | 2              | 1  | 2  | 0  | 0  | 1               | 0   |
| 0 JV Seat             | 04:37   | 0-1       | 0-0       | 0-0       | 0 1 0                 | 1              | 0  | 0  | 0  | 0  | 0               | -7  |
| 10 Nasir DeGruy       | 12:48   | 2-3       | 0-1       | 0-0       | 0 2 2                 | 0              | 0  | 4  | 2  | 0  | 0               | -9  |
| 13 Muodubem Muoneke   | 02:32   | 1-2       | 0-0       | 0-0       | 1 0 1                 | 0              | 1  | 2  | 0  | 0  | 0               | -2  |
| Team                  |         |           |           |           | 4 0 4                 |                |    | 0  | 1  |    |                 |     |
| Totals                |         | 32-75     | 11-22     | 9-9       | 11 24 35              | 17 12          | 84 | 18 | 10 | 6  | 0               | -2  |

Technical Fouls: Dibba 1<sup>st</sup> 2<sup>nd</sup> 3<sup>rd</sup> Coach 2<sup>nd</sup> 6:11

| Shooting By Period              |
|---------------------------------|
| 1 <sup>st</sup> FG% 19-40 47.5% |
| 3PT% 6-12 50.0%                 |
| FT% 3-3 100%                    |
| 2 <sup>nd</sup> FG% 13-35 37.1% |
| 3PT% 5-10 50.0%                 |
| FT% 6-6 100%                    |
| GM FG% 32-75 42.7%              |
| 3PT% 11-22 50.0%                |
| FT% 9-9 100.0%                  |

Dead Ball Rebounds: 1, 0

Western Ky. - 86

Record: 11-3

| NO. Name           | Min     | FG<br>M-A | 3P<br>M-A | FT<br>M-A | Rebounds<br>OR DR TOT | Fouls<br>PF FD | TP | AS | TO | ST | Blocks<br>BS BA | +/- |
|--------------------|---------|-----------|-----------|-----------|-----------------------|----------------|----|----|----|----|-----------------|-----|
| 5 Babacar Faye     | F 19:54 | 3-4       | 0-0       | 2-3       | 1 4 5                 | 1 5            | 8  | 2  | 0  | 0  | 0               | -4  |
| 24 Tyrone Marshall | F 28:09 | 8-12      | 2-3       | 2-4       | 2 3 5                 | 2 3            | 20 | 2  | 3  | 1  | 2               | -5  |
| 2 Don McHenry      | G 28:25 | 5-13      | 0-2       | 2-2       | 2 6 8                 | 2              | 1  | 12 | 2  | 1  | 0               | -8  |
| 4 Khristian Lander | G 31:33 | 8-17      | 2-8       | 1-2       | 2 4 6                 | 2              | 0  | 19 | 3  | 4  | 1               | 0   |
| 10 Brandon Newman  | G 20:12 | 2-7       | 1-3       | 0-0       | 1 3 4                 | 2 3            | 5  | 2  | 1  | 2  | 0               | -6  |
| 15 Jack Edelen     | 04:50   | 0-1       | 0-0       | 0-0       | 0 0 0                 | 1 0            | 0  | 0  | 0  | 0  | 0               | -4  |
| 0 Rodney Howard    | 20:07   | 1-1       | 0-0       | 1-2       | 2 3 5                 | 1 1            | 3  | 1  | 2  | 0  | 1               | 0   |
| 11 Dontae Allen    | 23:07   | 3-7       | 2-4       | 0-0       | 0 3 3                 | 0 1            | 8  | 0  | 0  | 1  | 0               | 10  |
| 23 Enoch Kalambay  | 23:44   | 5-7       | 0-0       | 1-2       | 0 4 4                 | 2 1            | 11 | 1  | 0  | 1  | 1               | 0   |
| Team               |         |           |           |           | 4 1 5                 |                | 0  | 0  |    |    |                 |     |
| Totals             |         | 35-69     | 7-20      | 9-15      | 14 31 45              | 13 15          | 86 | 13 | 11 | 7  | 4               | 0   |

Technical Fouls: Marshall 1<sup>st</sup> 2<sup>nd</sup> 3<sup>rd</sup>

| Shooting By Period              |
|---------------------------------|
| 1 <sup>st</sup> FG% 18-35 51.4% |
| 3PT% 5-11 45.5%                 |
| FT% 3-6 50%                     |
| 2 <sup>nd</sup> FG% 17-34 50.0% |
| 3PT% 2-9 22.2%                  |
| FT% 6-9 66.7%                   |
| GM FG% 35-69 50.7%              |
| 3PT% 7-20 35.0%                 |
| FT% 9-15 60.0%                  |

Dead Ball Rebounds: 2, 0

|                  | ACU                       | WKU                       |
|------------------|---------------------------|---------------------------|
| Biggest lead     | 9 (1 <sup>st</sup> 13:03) | 5 (2 <sup>nd</sup> 5:20)  |
| Best Scoring Run | 9 (2 <sup>nd</sup> 9:10)  | 13 (2 <sup>nd</sup> 5:20) |
| Lead Changes     | 3                         |                           |
| Times Tied       | 7                         |                           |
| Time with Lead   | 32:06                     | 03:55                     |

| Points from   | ACU | WKU |
|---------------|-----|-----|
| Turnovers     | 14  | 7   |
| Paint         | 36  | 50  |
| Second Chance | 11  | 12  |
| Fast Breaks   | 2   | 18  |
| Bench         | 8   | 22  |

| Period by Period Scoring |     |     |     |
|--------------------------|-----|-----|-----|
|                          | 1st | 2nd | TOT |
| ACU                      | 47  | 37  | 84  |
| WKU                      | 44  | 42  | 86  |

# Game 14: ACU 91, UTRGV 89, OT



Official Basketball Box Score - Final  
UTRGV at Abilene Christian  
01/06/24 Moody Coliseum, Abilene  
2023-24 Men's Basketball

Game Time: 5:00 PM  
Game Duration: 2:36  
Attendance: 1,521

Officials: Joe Wibert III, Trent Lowewell, Ed Crenshaw

UTRGV - 89

Record: 4-11 (0-4)

| NO. Name             | Min     | FG<br>M-A | 3P<br>M-A | FT<br>M-A | Rebounds<br>OR DR TOT | Fouls<br>PF FD | TP | AS | TO | ST | Blocks<br>BS BA | +/- |
|----------------------|---------|-----------|-----------|-----------|-----------------------|----------------|----|----|----|----|-----------------|-----|
| 11 Ahren Freeman     | F 21:54 | 5-8       | 0-1       | 2-3       | 2 1 3                 | 5              | 2  | 12 | 1  | 3  | 0               | 0   |
| 15 Daylen Williams   | F 38:17 | 2-4       | 0-1       | 3-4       | 0 9 9                 | 5              | 2  | 7  | 0  | 2  | 0               | 1   |
| 0 J.J. Howard        | G 28:00 | 3-10      | 1-3       | 4-5       | 2 3 5                 | 5              | 6  | 11 | 1  | 2  | 1               | 0   |
| 1 Elijah Elliott     | G 36:11 | 4-14      | 2-7       | 2-6       | 1 2 3                 | 4              | 3  | 12 | 8  | 3  | 2               | 0   |
| 14 Hasan Abdul-Hakim | G 37:48 | 9-12      | 0-0       | 8-10      | 2 4 6                 | 3              | 7  | 26 | 3  | 7  | 1               | 0   |
| 4 C.J. Booker        | 24:50   | 4-5       | 1-2       | 0-0       | 0 2 2                 | 0              | 0  | 9  | 3  | 2  | 3               | 0   |
| 13 Sherman Brashear  | 13:34   | 3-6       | 2-5       | 0-0       | 1 0 1                 | 1              | 2  | 1  | 8  | 1  | 0               | 0   |
| 35 Saliou Seye       | 21:52   | 2-3       | 0-0       | 0-0       | 0 4 4                 | 4              | 1  | 4  | 1  | 2  | 2               | 0   |
| 21 Alex Horiku       | 02:34   | 0-0       | 0-0       | 0-0       | 0 1 1                 | 0              | 0  | 0  | 0  | 0  | 0               | 0   |
| Team                 |         |           |           |           | 1 1 2                 |                | 0  | 0  |    |    |                 |     |
| Totals               |         | 32-62     | 6-19      | 19-28     | 9 27 36               | 28 22          | 89 | 18 | 21 | 9  | 2               | -2  |

Technical Fouls: NONE

| Shooting By Period              |
|---------------------------------|
| 1 <sup>st</sup> FG% 16-26 61.5% |
| 3PT% 3-10 30.0%                 |
| FT% 9-11 81.8%                  |
| 2 <sup>nd</sup> FG% 13-29 44.8% |
| 3PT% 3-8 37.5%                  |
| FT% 7-14 50%                    |
| OT FG% 3-7 42.9%                |
| 3PT% 0-1 0.0%                   |
| FT% 3-3 100%                    |
| GM FG% 32-62 51.6%              |
| 3PT% 6-19 31.6%                 |
| FT% 19-28 67.9%                 |

Dead Ball Rebounds: 3, 0

Abilene Christian - 91

Record: 6-8 (1-2)

| NO. Name              | Min     | FG<br>M-A | 3P<br>M-A | FT<br>M-A | Rebounds<br>OR DR TOT | Fouls<br>PF FD | TP | AS | TO | ST | Blocks<br>BS BA | +/- |
|-----------------------|---------|-----------|-----------|-----------|-----------------------|----------------|----|----|----|----|-----------------|-----|
| 3 Leonardo Bettiol    | F 36:38 | 5-10      | 0-0       | 4-6       | 2 4 6                 | 5 4            | 14 | 0  | 1  | 0  | 2               | 17  |
| 23 Airion Simmons     | F 29:24 | 3-7       | 0-2       | 6-12      | 0 9 9                 | 3 8            | 12 | 4  | 4  | 0  | 0               | 5   |
| 4 Kavon McClain       | G 35:47 | 5-10      | 0-1       | 2-2       | 0 2 2                 | 2 3            | 12 | 5  | 3  | 6  | 0               | 0   |
| 21 Hunter Jack Madden | G 42:03 | 5-9       | 2-4       | 5-8       | 0 0 0                 | 0 2            | 7  | 17 | 3  | 3  | 1               | 0   |
| 24 Ali Abdou Dibba    | G 40:07 | 10-14     | 1-2       | 2-5       | 1 5 6                 | 5 3            | 23 | 1  | 3  | 0  | 2               | 3   |
| 5 Cameron Steele      | 15:11   | 1-1       | 1-1       | 2-2       | 0 1 1                 | 1 1            | 5  | 1  | 0  | 1  | 0               | -6  |
| 11 Ma'Shy Hill        | 05:05   | 0-0       | 0-0       | 0-0       | 0 0 0                 | 0 0            | 2  | 0  | 1  | 0  | 0               | -1  |
| 0 JV Seat             | 04:51   | 2-4       | 0-1       | 0-0       | 1 0 1                 | 2              | 0  | 4  | 0  | 0  | 0               | 0   |
| 10 Nasir DeGruy       | 11:26   | 0-3       | 0-1       | 4-4       | 0 4 4                 | 0 0            | 2  | 4  | 2  | 1  | 0               | -3  |
| 2 Yaniel Rivera       | 01:17   | 0-0       | 0-0       | 0-0       | 0 0 0                 | 0 0            | 0  | 0  | 0  | 0  | 0               | -3  |
| 22 Aidan Ighehon      | 03:11   | 0-0       | 0-0       | 0-0       | 0 1 1                 | 0              | 0  | 0  | 0  | 0  | 0               | -8  |
| Team                  |         |           |           |           | 1 1 2                 |                | 0  | 0  |    |    |                 |     |
| Totals                |         | 31-58     | 4-12      | 25-39     | 6 27 33               | 22 28          | 91 | 17 | 15 | 8  | 4               | 2   |

Technical Fouls: NONE

|                  | RGV                      | ACU                       |
|------------------|--------------------------|---------------------------|
| Biggest lead     | 7 (1 <sup>st</sup> 3:51) | 4 (1 <sup>st</sup> 11:52) |
| Best Scoring Run | 6 (1 <sup>st</sup> 6:14) | 6 (2 <sup>nd</sup> 2:18)  |
| Lead Changes     | 15                       |                           |
| Times Tied       | 14                       |                           |
| Time with Lead   | 28:09                    | 09:58                     |

| Points from   | RGV | ACU |
|---------------|-----|-----|
| Turnovers     | 15  | 22  |
| Paint         | 46  | 44  |
| Second Chance | 14  | 5   |
| Fast Breaks   | 8   | 15  |
| Bench         | 21  | 13  |

| Period by Period Scoring |     |     |     |     |
|--------------------------|-----|-----|-----|-----|
|                          | 1st | 2nd | OT1 | TOT |
| RGV                      | 44  | 36  | 9   | 89  |
| ACU                      | 40  | 40  | 11  | 91  |

# Game 15: Grand Canyon 74, ACU 64



Official Basketball Box Score - Final  
Abilene Christian at Grand Canyon  
01/11/24 GCU Arena, Phoenix  
2023-24 Men's Basketball

Game Time: 7:00 PM  
Game Duration: 1:59  
Attendance: 7,105

Officials: Gregory Nixon, Kelly Self, De Sella Dean

Abilene Christian - 64

Record: 9-9 (1-3)

| NO. Name              | Min     | FG<br>M-A | 3P<br>M-A | FT<br>M-A | Rebounds<br>OR DR TOT | Fouls<br>PF FD | TP | AS | TO | ST | Blocks<br>BS BA | +/- |
|-----------------------|---------|-----------|-----------|-----------|-----------------------|----------------|----|----|----|----|-----------------|-----|
| 3 Leonardo Bettiol    | F 27:24 | 7-15      | 0-0       | 1-1       | 2 1 3                 | 5 1            | 15 | 2  | 1  | 1  | 0               | 1   |
| 23 Airion Simmons     | F 31:49 | 2-11      | 0-2       | 7-8       | 3 4 7                 | 4 6            | 11 | 3  | 2  | 1  | 0               | -11 |
| 4 Kavon McClain       | G 34:49 | 4-7       | 0-0       | 0-0       | 0 3 3                 | 3 0            | 8  | 3  | 1  | 2  | 0               | 0   |
| 21 Hunter Jack Madden | G 38:28 | 2-9       | 1-5       | 2-2       | 0 5 5                 | 0 5            | 7  | 2  | 1  | 0  | 0               | -11 |
| 24 Ali Abdou Dibba    | G 36:10 | 8-10      | 0-1       | 4-6       | 1 5 6                 | 1 3            | 20 | 0  | 3  | 2  | 0               | -4  |
| 5 Cameron Steele      | 14:37   | 1-4       | 1-2       | 0-0       | 0 2 2                 | 3 0            | 3  | 0  | 0  | 0  | 0               | -7  |
| 0 JV Seat             | 04:52   | 0-1       | 0-0       | 0-0       | 0 0 0                 | 2 0            | 0  | 0  | 0  | 0  | 0               | -10 |
| 10 Nasir DeGruy       | 05:11   | 0-2       | 0-0       | 0-0       | 0 1 1                 | 0 0            | 0  | 0  | 1  | 0  | 0               | -10 |
| 2 Yaniel Rivera       | 00:59   | 0-0       | 0-0       | 0-0       | 0 0 0                 | 0 0            | 0  | 0  | 0  | 0  | 0               | 4   |
| 22 Aidan Ighehon      | 02:20   | 0-0       | 0-0       | 0-0       | 0 0 0                 | 2 0            | 0  | 0  | 0  | 0  | 0               | -4  |
| 11 Ma'Shy Hill        | 03:21   | 0-0       | 0-0       | 0-0       | 0 0 0                 | 1 0            | 0  | 0  | 1  | 0  | 0               | 1   |
| Team                  |         |           |           |           | 1 2 3                 |                | 0  | 0  |    |    |                 |     |
| Totals                |         | 24-59     | 2-10      | 14-17     | 7 23 30               | 21 15          | 64 | 10 | 10 | 6  | 0               | -10 |

Technical Fouls: NONE

| Shooting By Period              |
|---------------------------------|
| 1 <sup>st</sup> FG% 14-34 41.2% |
| 3PT% 1-6 16.7%                  |
| FT% 3-3 100%                    |
| 2 <sup>nd</sup> FG% 10-25 40.0% |
| 3PT% 1-4 25.0%                  |
| GM FG% 24-59 40.7%              |
| 3PT% 2-10 20.0%                 |
| FT% 14-17 82.4%                 |

Dead Ball Rebounds: 2, 0

Grand Canyon - 74

Record: 15-1 (5-0)

| NO. Name               | Min     | FG<br>M-A | 3P<br>M-A | FT<br>M-A | Rebounds<br>OR DR TOT | Fouls<br>PF FD | TP | AS | TO | ST | Blocks<br>BS BA | +/- |
|------------------------|---------|-----------|-----------|-----------|-----------------------|----------------|----|----|----|----|-----------------|-----|
| 24 Duke Brennan        | F 27:08 | 2-2       | 0-0       | 0-1       | 1 9 10                | 3 3            | 4  | 0  | 2  | 0  | 0               | 14  |
| 30 Gabbe McGlothlin    | F 29:26 | 3-8       | 0-3       | 7-8       | 1 7 8                 | 3 5            | 13 | 5  | 3  | 0  | 1               | 10  |
| 0 Ray Harrison         | G 33:42 | 4-10      | 2-3       | 0-1       | 0 3 3                 | 3 2            | 10 | 4  | 2  | 1  | 0               | 16  |
| 7 Tyon Grant-Foster    | G 35:25 | 8-15      | 3-6       | 5-5       | 1 3 4                 | 4 6            | 24 | 0  | 2  | 0  | 3               | 0   |
| 8 Collin Moore         | G 29:27 | 3-7       | 0-2       | 3-3       | 1 3 4                 | 0 3            | 9  | 1  | 2  | 1  | 2               | 0   |
| 2 Sydney Curry         | 08:17   | 2-2       | 0-0       | 1-1       | 1 2 0                 | 1 5            | 0  | 0  | 0  | 0  | 0               | -6  |
| 10 Jovan Blacksher Jr. | 14:33   | 0-1       | 0-0       | 3-3       | 0 0 0                 | 0 1            | 3  | 3  | 1  | 1  | 0               | 0   |
| 33 Isaiah Shaw         | 04:35   | 1-2       | 0-1       | 0-0       | 0 1 1                 | 0 0            | 2  | 0  | 1  | 0  | 0               | -2  |
| 5 Lok Wur              | 14:53   | 2-4       | 0-1       | 0-0       | 1 1 2                 | 1 0            | 4  | 0  | 2  | 0  | 2               | 0   |
| 22 Josh Baker          | 02:34   | 0-1       | 0-1       | 0-0       | 0 0 0                 | 1 0            | 0  | 0  | 0  | 0  | 0               | -6  |
| Team                   |         |           |           |           | 1 1 2                 |                | 0  | 0  |    |    |                 |     |
| Totals                 |         | 25-52     | 5-17      | 19-22     | 7 29 36               | 15 21          | 74 | 13 | 15 | 3  | 8               | 0   |

Technical Fouls: NONE

| Shooting By Period              |
|---------------------------------|
| 1 <sup>st</sup> FG% 12-28 42.9% |
| 3PT% 2-8 25.0%                  |
| FT% 7-9 77.8%                   |
| 2 <sup>nd</sup> FG% 13-24 54.2% |
| 3PT% 3-9 33.3%                  |
| FT% 12-13 92.3%                 |
| GM FG% 25-52 48.1%              |
| 3PT% 5-17 29.4%                 |
| FT% 19-22 86.4%                 |

Dead Ball Rebounds: 0, 0

|                  | ACU                      | GCU                       |
|------------------|--------------------------|---------------------------|
| Biggest lead     | 9 (1 <sup>st</sup> 8:38) | 11 (2 <sup>nd</sup> 2:46) |
| Best Scoring Run | 6(1 <sup>st</sup> 16:36) | 9(1 <sup>st</sup> 5:39)   |
| Lead Changes     | 7                        |                           |
| Times Tied       | 1                        |                           |
| Time with Lead   | 15:13                    | 22:20                     |



## Game 17: Tarleton State 79, ACU 71



Official Basketball Box Score - Final  
Abilene Christian at Tarleton St.  
01/18/24 Wisdom Gymnasium, Stephenville  
2023-24 Men's Basketball

Game Time: 7:00 PM  
Game Duration: 1:51  
Attendance: 2,104

Abilene Christian - 71

Record: 6-11 (1-5)

Officials: James Schipper, Chance Moore, Tommy Johnson

| NO.    | Name               | Min     | FG    | 3P   | FT    | Rebounds  | Fouls | TP | AS | TO | ST | Blocks | +/- |
|--------|--------------------|---------|-------|------|-------|-----------|-------|----|----|----|----|--------|-----|
|        |                    |         | M-A   | M-A  | M-A   | OR DR TOT | PF FD |    |    |    |    | BS BA  |     |
| 3      | Leonardo Bettiol   | F 20:11 | 1-2   | 0-0  | 0-0   | 0 4 4     | 4 1   | 2  | 1  | 1  | 0  | 0 0    | 1   |
| 23     | Airion Simmons     | F 26:59 | 5-10  | 2-4  | 2-3   | 2 1 3     | 5 4   | 14 | 3  | 1  | 1  | 1 0    | -5  |
| 4      | Kavion McClain     | G 29:48 | 5-9   | 2-3  | 0-0   | 0 0 0     | 1 0   | 12 | 3  | 3  | 1  | 0 1    | -12 |
| 21     | Hunter Jack Madden | G 39:03 | 3-12  | 2-6  | 3-4   | 0 4 4     | 2 8   | 11 | 3  | 1  | 2  | 0 0    | -9  |
| 24     | Ali Abdou Dibba    | G 36:44 | 4-14  | 1-1  | 5-6   | 2 6 8     | 3 3   | 14 | 1  | 3  | 1  | 0 4    | -5  |
| 22     | Aidan Igleson      | 24:49   | 4-7   | 1-1  | 2-2   | 2 3 5     | 4 1   | 11 | 0  | 0  | 1  | 2 0    | -10 |
| 10     | Nasir DeGruy       | 11:49   | 0-2   | 0-0  | 0-0   | 2 1 3     | 1 0   | 0  | 2  | 0  | 0  | 0 0    | 7   |
| 0      | JV Seat            | 07:14   | 1-4   | 1-3  | 2-2   | 0 3 3     | 1 1   | 5  | 0  | 0  | 0  | 0 0    | -5  |
| 13     | Muodubem Muoneke   | 03:23   | 1-1   | 0-0  | 0-0   | 0 0 0     | 0 0   | 2  | 0  | 0  | 0  | 0 0    | -2  |
| Team   |                    |         |       |      |       | 3 0 3     |       | 0  | 0  |    |    |        |     |
| Totals |                    |         | 24-61 | 9-18 | 14-17 | 11 22 33  | 21 18 | 71 | 13 | 9  | 6  | 3 5    | -8  |

Technical Fouls: Simmons 2<sup>nd</sup> 7:44 Simmons 2<sup>nd</sup> 6:28

| Shooting By Period  |       |       |  |
|---------------------|-------|-------|--|
| 1 <sup>st</sup> FG% | 11-25 | 44.0% |  |
| 3PT%                | 6-10  | 60.0% |  |
| FT%                 | 2-3   | 66.7% |  |
| 2 <sup>nd</sup> FG% | 13-36 | 36.1% |  |
| 3PT%                | 3-8   | 37.5% |  |
| FT%                 | 12-14 | 85.7% |  |
| GM FG%              | 24-61 | 39.3% |  |
| 3PT%                | 9-18  | 50.0% |  |
| FT%                 | 14-17 | 82.4% |  |

Dead Ball Rebounds: 2, 1

Tarleton St. - 79

Record: 11-6 (4-2)

| NO.    | Name               | Min     | FG    | 3P   | FT    | Rebounds  | Fouls | TP | AS | TO | ST | Blocks | +/- |
|--------|--------------------|---------|-------|------|-------|-----------|-------|----|----|----|----|--------|-----|
|        |                    |         | M-A   | M-A  | M-A   | OR DR TOT | PF FD |    |    |    |    | BS BA  |     |
| 5      | KAndre Gaddy       | F 27:44 | 7-11  | 0-0  | 1-4   | 3 1 4     | 5 5   | 15 | 0  | 0  | 0  | 2 0    | 3   |
| 6      | Jakorie Smith      | F 29:41 | 9-15  | 4-8  | 3-6   | 2 3 5     | 3 4   | 25 | 1  | 0  | 0  | 0 1    | 7   |
| 9      | Emmanuel Innocenti | F 33:41 | 0-5   | 0-0  | 0-0   | 1 8 9     | 4 0   | 0  | 3  | 1  | 0  | 0 0    | 9   |
| 4      | Lue Williams       | G 30:46 | 5-10  | 0-3  | 5-8   | 1 5 6     | 1 6   | 15 | 2  | 0  | 1  | 0 1    | 6   |
| 13     | Devon Barnes       | G 18:32 | 2-4   | 1-2  | 0-0   | 0 2 2     | 3 1   | 5  | 1  | 1  | 3  | 0 0    | 7   |
| 1      | Miles Lewis        | 23:44   | 3-6   | 1-1  | 0-0   | 0 2 2     | 0 0   | 7  | 4  | 3  | 0  | 1 0    | 9   |
| 2      | Traivar Jackson    | 19:29   | 4-5   | 0-0  | 0-0   | 2 3 5     | 2 0   | 8  | 1  | 0  | 0  | 2 1    | 4   |
| 10     | Adam Moussa        | 14:11   | 0-1   | 0-1  | 4-4   | 0 2 2     | 1 2   | 4  | 4  | 3  | 1  | 0 0    | -3  |
| 23     | Dario Domingos     | 02:12   | 0-0   | 0-0  | 0-2   | 1 0 1     | 0 1   | 0  | 0  | 1  | 0  | 0 0    | -2  |
| Team   |                    |         |       |      |       | 0 1 1     |       | 0  | 0  |    |    |        |     |
| Totals |                    |         | 30-57 | 6-15 | 13-24 | 10 27 37  | 19 19 | 79 | 16 | 9  | 5  | 5 3    | 8   |

Technical Fouls: Gaddy 2<sup>nd</sup> 7:44

| Shooting By Period  |       |       |  |
|---------------------|-------|-------|--|
| 1 <sup>st</sup> FG% | 17-34 | 50.0% |  |
| 3PT%                | 3-7   | 42.9% |  |
| FT%                 | 3-5   | 60%   |  |
| 2 <sup>nd</sup> FG% | 13-23 | 56.5% |  |
| 3PT%                | 3-8   | 37.5% |  |
| FT%                 | 10-19 | 52.6% |  |
| GM FG%              | 30-57 | 52.6% |  |
| 3PT%                | 6-15  | 40.0% |  |
| FT%                 | 13-24 | 54.2% |  |

Dead Ball Rebounds: 5, 0

|                  | ACU                       | TSU                        |
|------------------|---------------------------|----------------------------|
| Biggest lead     | 5 (1 <sup>st</sup> 19:01) | 15 (2 <sup>nd</sup> 16:18) |
| Best Scoring Run | 8 (2 <sup>nd</sup> 13:30) | 10 (1 <sup>st</sup> 16:00) |
| Lead Changes     | 5                         |                            |
| Times Tied       | 3                         |                            |
| Time with Lead   | 04:14                     | 34:22                      |

|                       | ACU | TSU |
|-----------------------|-----|-----|
| Points from Turnovers | 11  | 16  |
| Paint                 | 28  | 36  |
| Second Chance         | 12  | 13  |
| Fast Breaks           | 9   | 11  |
| Bench                 | 18  | 19  |

| Period by Period Scoring |     |     |     |
|--------------------------|-----|-----|-----|
|                          | 1st | 2nd | TOT |
| ACU                      | 30  | 41  | 71  |
| TSU                      | 40  | 39  | 79  |

## Game 18: Texas-Arlington at ACU

## Game 19: Utah Tech at ACU

## Game 20: Southern Utah at ACU

