

UT ARLINGTON

BASKETBALL



Associate AD for Brand Advancement: Jason MacBain × 315.750.0236 × jason.macbain@uta.edu × @JaBain

SCHEDULE × RESULTS

8-9 3-3 7-1 0-8 1-0

OVERALL WAC HOME AWAY NEUTRAL

NOVEMBER (4-3) CST × RESULT

6	Oral Roberts		W, 75-71
11	UT Tyler		W, 95-64
16	@ New Mexico		L, 82-80
19	@ #3 Arizona		L, 101-56
22	Alcorn State		W, 82-69
25	Texas State		L, 73-66
29	Abilene Christian	WAC	W, 86-71

DECEMBER (2-3)

2	@ Grand Canyon	WAC	L, 76-69
6	UNT Dallas		W, 74-37
16	Air Force (FORT WORTH - DICKIES ARENA)		W, 76-73
21	@ Texas Tech		L, 77-66
23	@ North Texas		L, 78-52

JANUARY (2-3)

1	@ #21 Texas		L, 79-62
4	@ Tarleton State	WAC	L, 78-76
6	@ Stephen F. Austin	WAC	L, 92-73
11	Utah Valley	WAC	W, 83-69
13	Seattle U	WAC	W, 80-75
18	UT Rio Grande Valley ESPN+	WAC	7 PM
20	@ Abilene Christian ESPN+	WAC	3 PM
27	RV Grand Canyon ESPN+	WAC	2 PM

FEBRUARY (0-0)


1	@ Southern Utah ESPN+	WAC	7:30 PM
3	@ Utah Tech ESPN+	WAC	4 PM
8	@ California Baptist ESPN+	WAC	9 PM
10	Stephen F. Austin ESPN+	WAC	2 PM
15	Tarleton State ESPN+	WAC	7 PM
17	@ UT Rio Grande Valley ESPN+	WAC	6:30 PM
22	Southern Utah ESPN+	WAC	7 PM
24	Utah Tech ESPN+	WAC	2 PM
29	@ Seattle U ESPN+	WAC	9 PM

MARCH (0-0)

2	@ Utah Valley ESPN+	WAC	3 PM
7	California Baptist ESPN+	WAC	7 PM

WAC TOURNAMENT (LAS VEGAS, NV × ORLEANS ARENA)

13	First Round #5 vs. #8 #6 vs. #7	TBA
14	Quarterfinals #5/8 vs. #4 #6/7 vs. #3	TBA
15	Semifinals #5/8/4 vs. #1 #6/7/3 vs. #2	TBA
16	Final	TBA



UT ARLINGTON (8-9, 3-3 WAC) × UT RIO GRANDE VALLEY (6-11, 2-4 WAC)
 Arlington, Texas × College Park Center (7,000)
 ESPN+ × Ron Thulin × Brandi Poole × Casey Buscher
 102.5 FM | 620 AM × Varsity Network App × Josh Sours
All-Time Series: Tied, 17-17 (More: Page 2)



KT TURNER: 8-9 (1ST SEASON) × HEAD COACHES × MATT FIGGER: 29-51 (3RD SEASON)

THE OPENING TIP (S)

⇒ UT Arlington will be in search of its first three-game winning streak since the Mavericks rattled off four in a row between Dec. 22, 2021, and Jan. 6, 2022.

⇒ UTA is coming off two of its top-3 field goal shooting performances of the season by connecting at 49% in an 83-69 win over Utah Valley last Thursday and 54% in an 80-75 victory against Seattle U this past Saturday. The only better showing this year was a 57% effort versus Abilene Christian.

⇒ UTA has scored 70+ points in four-straight conference games for the first time since Feb. 8-20, 2020. Additionally, the Mavs have now scored 80+ points in regulation against a Division-I opponent five times this year; in the previous two regular seasons combined that happened just three times.

⇒ The Mavs' offense is executing despite missing their leading scorer (15 ppg) and distributor (4.4 apg) in Phillip Russell for the last three games with a left ankle sprain. The starting point guard remains a game-time decision for Thursday with the injury he suffered in the closing minutes at Tarleton State on Jan. 4.

⇒ Over the past five games, Makaih Williams is leading UTA in scoring at 13.8, and the true freshman is doing so by shooting 62% from 3-point range and 65% from the floor during that stretch. Williams is one of five Mavs averaging double-figure points in those five games.

PROBABLE STARTERS

TWEETABLES



4 AKILI VINING

Gr. × G × 6-2 × 185
 Fort Worth, TX × Texas Wesleyan
T-Season-High 8 AST vs. Seattle U



2 MAKAIH WILLIAMS

Fr. × G × 6-1 × 165
 Long Beach, CA × Future College Prep
10+ Points 4 Of Last 5 Games



3 DAJUAN GORDON

Gr. × G × 6-5 × 195
 Chicago, IL × North Texas
18 PPG Over Last 3 Games



00 AARON CASH

Gr. × G × 6-6 × 201
 San Francisco, CA × Texas A&M
D-I High PTS (17) This Year vs. Seattle U



22 SHEMAR WILSON

Jr. × F × 6-9 × 215
 Avondale, AZ × Phoenix College
12.8 PPG, Team-Best 7.9 RPG This Yr.

1) Shemar Wilson needs 11 points to reach 1,000 across his entire collegiate career: 375 in one junior college season and 614 in 2+ years with UTA.

2) UTA leads the WAC in assists per game (15.9) and ranks 3rd in offensive rebounding (12.2). In conference games only, the Mavs are 1st in 3-point percentage (39.4) and 3s made (9/game), and are 2nd in field goal percentage (49.3). UTA (54 total) has made 13 more 3s than any other WAC team in league contests.

3) UTA's 10 double-doubles this season are the most in the WAC: Wilson (5), DaJuan Gordon (4) and Aaron Cash (1). Additionally, those 10 are the same as four teams combined: Seattle U (1), Stephen F. Austin (2), Abilene Christian (3) and Utah Valley (4).

4) Wilson leads the WAC in blocks (2/game) and double-figure rebound games (8), and ranks 4th in rebounding (7.9); first blockless game this year versus a D-I foe against Seattle U.

ABOUT THE MATCHUP



→ UTRGV is coming off a pair of home wins last week as the Vaqueros also swept Seattle U (81-80 in overtime) and Utah Valley (76-68).

→ After leading the nation in free throw attempts last season (25.1) and ranking 4th in makes (17.5), UTRGV is currently 4th in attempts (27.1) and 10th in makes (18.6) this year. The Vaqueros also rank 15th nationally in turnovers forced (16.2) and 29th in steals (9.1).

→ Elijah Elliott and Hasan Abdul-Hakim both lead the Vaqueros with 14.4 points per game this season; Ahren Freeman (12.2) is UTRGV's other double-figure scorer. Daylen Williams (6.5) paces the Vaqueros on the glass, while Abdul-Hakim leads them in assists (3.7). In conference games, Abdul-Hakim is averaging 18.8 – 2nd in the WAC to only Grand Canyon's Tyon Grant-Foster (22.2).

→ While UTRGV started WAC play 0-4, all of those losses were by 10 points or less, including to Grand Canyon, 79-69.

→ UTA is 8-1 at home versus UTRGV in the last nine matchups dating back to 1989. The Mavs are 14-2 overall vs. UTRGV since 1996.

SERIES HISTORY — Tied, 17-17

Last 10 Meetings | All Results: Page 31

Date	Location	Result	Score
2.5.08	Arlington	W	71-68
1.7.09	Edinburg	W	76-51
11.28.11	Arlington	W	92-60
12.29.11	Edinburg	W	83-56
12.3.12	Edinburg	W	60-51
2.20.13	Arlington	W	63-48
12.16.17	Edinburg	W	86-65
12.1.18	Arlington	L	65-76
1.19.23	Arlington	W	85-73
2.9.23	Edinburg	W	64-58

HOME/AWAY BREAKDOWN

• The College Park Center has been extremely friendly to the Mavs this year as they boast a 7-1 record at home compared with an 0-8 mark on the road (1-0 neutral site). At home this season, UTA is averaging 80.1 points while holding opponents to 66.1 for a +14 differential. On the road, the Mavs average 66.8 points and surrender 82.9 for a -16.1 margin.

• Additionally, in home tilts UTA secures 42.5 rebounds per contest and out-rebounds its foes by a 12.9 average; on the road they corral just 33.6 and are out-rebounded by an average of 4.6. All eight of UTA's wins this year have come when it out-rebounds its opponent; the Mavs are 0-6 when losing or tying the rebound battle.

• A large portion of those home/away statistical disparities is a result of the competition level as UTA played the nation's 11th-hardest non-conference schedule. The Mavs have already faced six NET Quad 1 opponents – all of them on the road.

DOUBLE-DOUBLE MACHINES

Shemar Wilson is tied with Tarleton State's KiAndre Gaddy for the most double-doubles in the WAC this year with five. DaJuan Gordon is tied for the 3rd-most double-doubles in the conference with four. Four of Wilson's five came in the first seven games; Gordon began his UTA tenure with three-straight double-doubles.

A KEY PIECE NOW ELIGIBLE: PHILLIP RUSSELL



- 2022-23 Ohio Valley First Team
- 2021-22 Ohio Valley Second Team
- 2021-22 Ohio Valley All-Newcomer Team
- Ranked 11th in the country in free throws made (173) and 26th in total assists (174) last year.
- Tied SEMO's D-I single-game scoring record not once, but twice, with a pair of 37-point outbursts.
- As a freshman, he scored 35 points, grabbed 10 rebounds and had five steals in a game, making him only the second D-I freshman in the previous 25 years to reach 35+ points, 10+ rebounds and 5+ steals in a game. The other belongs to three-time NBA All-Star and 1st Overall NBA Draft Pick Ben Simmons when he was at LSU in 2015.

After missing the first nine games of the year, Phillip Russell made his UTA debut on Dec. 16 versus Air Force. That came after several days of court rulings and NCAA announcements from Dec. 13-15 which culminated with the NCAA reaching an agreement with the States to convert a 14-day temporary restraining order by a West Virginia judge in a lawsuit against the NCAA into a preliminary injunction through the end of the 2024 spring championship season to grant immediate eligibility to all multiple-time undergraduate transfers.

Russell began his career as a walk-on with Saint Louis in 2020-21, playing in eight games off the bench before transferring to Southeast Missouri where spent the past two seasons. In those two years he scored 1,019 points, including an 18.1 per-game average last year in leading SEMO to the NCAA Tournament and its first Ohio Valley Conference Championship in 23 years.

He led the OVC in total points (615) and assists (174) in 2022-23, becoming only the third OVC player in the last 25 years to pace the conference in points and assists in the same season. The other two were Murray State's Ja Morant (2018-19) and Cameron Payne (2014-15). Morant was the 2020 NBA Rookie of the Year and is a two-time NBA All-Star, while Payne was the 14th overall pick in the 2015 NBA Draft and currently plays for the Milwaukee Bucks.

MORE INFO ON RUSSELL: PAGE 15

RK	PLAYER	TEAM	POS	PPP	PTS
1	Divant'e Moffitt	IDHO	74	1.18	87
2	Drew Pember	UNCA	71	1.20	85
3	Kendric Davis	MEM	77	1.09	84
4	Markquis Nowell	KSU	73	1.10	80
5	PHILLIP RUSSELL	SEMO	75	1.05	79

Russell also scored the 5th-most 'clutch' points of any player in the nation last year, tallying 79 in the last five minutes of regulation or overtime.



Seven of those 79 came in the most clutch scenario possible as he scored all of SEMO's final seven points in an 89-82 overtime victory in the OVC Tournament Final against Tennessee Tech to clinch the Redhawks' NCAA Tournament berth.



WESTERN ATHLETIC CONFERENCE STANDINGS

#	TEAM (CURRENT SEED)	WAC	WAC Pts	OVERALL	WIN%	STRK
1	rv Grand Canyon (1)	6-0	5.35	16-1	.941	W13
2	Stephen F. Austin (3)	4-2	-0.18	11-6	.647	W1
3	Tarleton State (2)	3-2	0.39	10-6	.625	L2
	Utah Tech (7)	3-2	-1.52	7-9	.438	W1
5	UT Arlington (5)	3-3	-0.75	8-9	.471	W2
	California Baptist (8)	3-3	-1.56	10-7	.588	W2
	Seattle U (4)	3-3	-0.64	10-7	.588	L2
	Utah Valley (6)	3-3	-1.30	8-9	.471	L2
9	UT Rio Grande Valley	2-4	-4.27	6-11	.353	W2
10	Abilene Christian	1-4	-2.78	6-10	.375	L2
11	Southern Utah	0-5	-4.23	5-11	.312	L3

2023-24 PRESEASON COACHES POLL

Rank	Team (1st-Place Votes)	Points
1	Grand Canyon (9)	99
2	Stephen F. Austin (2)	87
3	Seattle U	86
4	Utah Valley	61
5	Abilene Christian	60
6	Tarleton State	49
7	California Baptist	47
8	UT Arlington	43
9	Southern Utah	26
	UT Rio Grande Valley	26
11	Utah Tech	21

Thanks to -0.75 resume-seeding points, UTA would currently be the #5 seed in the WAC Tournament.

PRESEASON ALL-WAC TEAM

PRESEASON PLAYER OF THE YEAR

Ray Harrison × Jr. × G × Grand Canyon

- Ray Harrison × Jr. × G × Grand Canyon
- Gabe McGlothan × R-Sr. × F × Grand Canyon
- Cameron Tyson × R-Sr. × G × Seattle U
- Sadaidriene Hall × Jr. × F × Stephen F. Austin
- Drake Allen × Jr. × G × Utah Valley

SEEDING SYSTEM IS BACK

Once again this season, the WAC résumé-seeding system will determine how the eight teams at the WAC Tournament will be seeded (denoted by WAC Points in the table at the top of the page; higher point total = a better seed).

The top-8 teams based off conference record qualify for the WAC Tournament. Once those eight are set, they will be seeded by their respective point totals.

The WAC has sent at least two teams to the NCAA Tournament in 28 of the past 47 seasons. In an effort to continue enhancing its at-large prospects and protecting top seeds in March, the résumé-seeding system was introduced for the first time in 2022-23.

An algorithm will rate performance against all Division-I teams faced in the regular season, not just conference play. That will rank teams for the conference postseason tournament. Using this résumé-seeding system, teams will receive more credit for scheduling and playing stronger opponents than weaker ones. This should help the WAC have higher NET rankings, a key-criteria used by the NCAA basketball selection committees.

WAC Commissioner Brian Thornton and WAC Associate Commissioner of Basketball Drew Speraw worked with Ken Pomeroy of kenpom.com to put together the formula.

BACK TO THE WAC



2012-13 WAC MEMBERSHIP (Current Affiliation)

- Denver (Summit League)
- Idaho (Big Sky Conference)
- Louisiana Tech (Conference USA)
- New Mexico State (Conference USA)
- San Jose State (Mountain West Conference)
- Seattle U**
- Texas State (Sun Belt Conference)
- Utah State (Mountain West Conference)
- UT Arlington**
- UTSA (American Athletic Conference)

2022-23 WAC MEMBERSHIP

- Abilene Christian
- California Baptist
- Grand Canyon
- Seattle U**
- Southern Utah
- Stephen F. Austin
- UT Arlington**
- Tarleton State
- UT Rio Grande Valley
- Utah Tech
- Utah Valley

WAC NOTES

⇒ With UTA playing its first WAC game on Nov. 29, it represented the Mavs' earliest conference game in program history; the previous record was Dec. 7, 2000, in the Southland Conference.

⇒ This will be the seventh time in program history that UTA will play 20 league contests in a season: 2000-03 Southland; 2014-16 and 2019-20 Sun Belt Conference.

⇒ Eight of UTA's 20 WAC games year will be against opponents that played in the postseason last year (will face each twice): Grand Canyon (NCAA Tournament), Utah Valley (NIT semifinalist), Southern Utah (CBI semifinals) and Tarleton State (CBI).

1 Last year, the WAC ranked as the 11th best men's basketball conference in the country (out of 32, and ahead of the typical multi-bid Atlantic 10 Conference).



In October of 2022 the WAC officially relocated its conference headquarters to the city of Arlington, less than five miles from UTA's campus. The WAC had been anchored in Denver for all but a brief stretch of its initial 60 years of existence.

HEAD-COACHING DEBUT WIN

Akili Vining did not have a turnover while issuing eight assists against Alcorn State on Nov. 22, becoming just the fourth UTA player since 2010 to have at least 8 assists and 0 turnovers versus a D-I foe, joining Javon Levi, Brian Warren and Erick Neal.

Additionally, with 7 points and 5 rebounds to go along with the 8 assists and 0 turnovers, Vining was the first player in the nation to finish with at least those totals coming off the bench since Feb. 26, 2022; dating back to 2017, only nine other players in the country have registered that stat line as a reserve against a D-I opponent.



⇒ In his head-coaching debut, **KT Turner** earned his first win on Nov. 6 as UTA overcame an 11-point 2nd-half deficit to claim a 75-71 win over an Oral Roberts team which won 30 games and played in the NCAA Tournament a season ago.

⇒ UTA shot just 34.8% versus ORU, and that was its worst in a win since 33.3% at Bradley on Dec. 16, 2016. Since 2010, there have now only been four games that UTA has won when shooting below 35%. Additionally, **it was the only game in the last 13 years that the Mavs won, scored at least 70 points and shot less than 35%.**

6 UTA knocked down 17 3-pointers on Nov. 11 against UT Tyler to tie a single-game program record that had only been reached once before on Dec. 8, 2015, against Bradley. Those 17 triples are three more than any other WAC team has made this year.

SCORING DEPTH

The Mavs have already had 11 players reach double-figure points in a game this year. Below is a list of those double-figure players, their respective season highs and how many times they have led UTA in scoring:

Shemar Wilson ⁽⁴⁾	29
Phillip Russell ⁽²⁾	28
DaJuan Gordon ⁽³⁾	24
Makaih Williams ⁽¹⁾	24
Kade Douglas ⁽³⁾	20
Aaron Cash ⁽²⁾	17 ^(2x)
Akili Vining ⁽¹⁾	16
Fabio Basili ⁽¹⁾	15
Brandyn Talbot	14
Dwayne Koroma	12
Freds Pauls Bagatskis	11

The win over ORU gave the Mavs **800 all-time D-I victories. UTA's inaugural NCAA campaign took place in 1959-60.**

GETTING AFTER THE GLASS

⇒ The Mavs had three players secure double-figure rebounds versus Oral Roberts: Shemar Wilson (14), DaJuan Gordon (14) and Dwayne Koroma (11). **That marked just the second time since 1990 that UTA had three players with 10+ boards in a game (2016 vs. Arkansas State).**

⇒ In total, UTA pulled down 22 offensive rebounds against the Golden Eagles. That's the most against a Division-I foe since matching that total at Texas on Dec. 1, 2015. The last time a UTA team had more offensive boards versus a D-I foe was Feb. 26, 2011, with 23 opposite Northwestern State.

DOUBLE-DOUBLE MACHINE

DaJuan Gordon was named the WAC Player of the Week on Nov. 13 after posting a pair of double-doubles; he added another double-double in his next game. **Gordon is one of only two UTA players in program history to begin his tenure with the Mavs by posting three-straight double-doubles.** The only other was Damon Johnson in 1994 (Nov. 26-Dec. 2). No player has ever had four-consecutive double-doubles to begin a UTA career.

As part of that Player of the Week performance, Gordon eclipsed 500 career rebounds, and now boasts 614.

BY THE NUMBERS

2) Both Shemar Wilson (29 points, 11 rebounds) and DaJuan Gordon (13 points, 14 rebounds) recorded double-doubles at New Mexico on Nov. 16 to become the first UTA players since Nov. 28, 2020, to accomplish the feat.

8) DaJuan Gordon did not score against Texas State on Nov. 25, but pulled down eight rebounds before fouling out. He is just the fifth UTA player since 2010 to secure 8+ rebounds in a game and not score (Montez Young Jr., Jabari Narcis, Kevin Hervey and Stuart Lagerson).

25) UTA had 25 assists on 27 made field goals versus Abilene Christian. Only three other teams in the nation since 2015 have had 25+ assists on 27 or fewer makes: Minnesota in March of 2023, Davidson in February of 2020 and Pittsburgh in February of 2017.

36) UTA had a stretch of 36 days in-between home contests from Dec. 6 to Jan. 11. That was the second-longest break in-season by any team in the nation this year, trailing only Delaware's 38-day gap.

46) Against Grand Canyon on Dec. 2, UTA shot 46.2% (24-52) from the floor while holding the Lopes to 37.5% (21-56) – representing just the second time since 2010 the Mavs lost a road game when shooting at least 46% and holding their opponent under 38% (Mar. 5, 2015, at Georgia Southern, 76-64).

WELCOME OFFENSIVE OUTBURSTS

Against Abilene Christian in the WAC opener on Nov. 29, UTA shot a season-best 57% (27-47) from the floor – the best any Maverick team has shot against a D-I opponent since 2018. Additionally, **UTA connected a 54.5% clip (12-22) from 3-point range to tie the 7th-best percentage in single-game program history** (minimum 10 makes).

Eight times already this year UTA has scored 75+ points against Division-I competition; the Mavs accomplished that feat just four times all of last season (regular and postseason). Furthermore, UTA has tallied 80+ in regulation five times this year; that occurred three times total in the previous two regular seasons.

YEAR 10 FOR THE VOICE OF THE MAVS



Josh Sours is in his 10th year calling UTA men's basketball games on the radio. A 2013 UTA grad, Sours entered into the role for the 2014-15 season. Including a few fill-in roles in 2013-14, Sours has called 310 UTA men's basketball games.

UTA NAME, IMAGE & LIKENESS










⇒ opendorse.com/uta-mavericks

⇒ athletesthread.com

⇒ dreamcitysports.com

CHALLENGING NON-CONFERENCE SLATE

UTA's non-conference schedule consisted of 11 games, nine of which were against Division-I opponents. Of those nine, six played in the postseason (NCAA Tournament or NIT) last year, six were ranked in the top 65 of the final NET (two in the top 10) and four won at least 28 games (two with at least 30).

	TEAM / RESULT	RECORD / NET	CONFERENCE	POSTSEASON	RESULT(S)
	Oral Roberts W, 75-71	30-5 (18-0 Summit) NET: 50	Summit League Regular Season & Tournament Champions	NCAA / #12 Seed	L (5) Duke, 74-51
	@ New Mexico L, 82-80	22-12 (8-10 MW) NET: 64	Mountain West Quarterfinals	NIT	L Utah Valley, 83-69
	@ #3 Arizona L, 101-56	28-7 (14-6 PAC-12) NET: 10	Pac-12 Tournament Champions	NCAA / #2 Seed	L (15) Princeton, 59-55
	Alcorn State W, 82-69	18-14 (15-3 SWAC) NET: 245	SWAC Regular Season Champions	NIT	L, North Texas, 69-53
	@ Texas Tech L, 77-66	16-16 (5-13 Big 12) NET: 62	Big 12 First Round	-----	-----
	@ North Texas L, 78-52	31-7 (16-4 C-USA) NET: 30	Conference USA Semifinals	NIT Champions	NIT Final 4: W, Wisconsin, 56-54 W, UAB, 68-61
	@ Texas L, 79-62	29-9 (12-6 Big 12) NET: 7	Big 12 Tournament Champions	NCAA / #2 Seed	W (15) Colgate, 81-61 W (10) Penn State, 71-66 W (3) Xavier, 83-71 L (5) Miami, 88-81

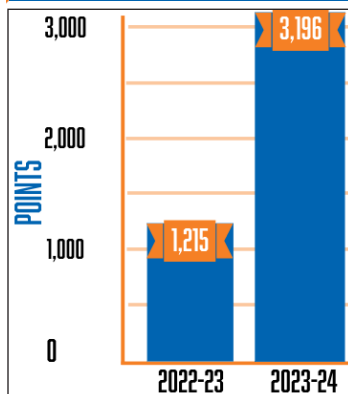
UTA and Abilene Christian were the only WAC members this season which played three games against Power-5 opponents (ACU: Oklahoma State, NC State, Arkansas).

CLEANING UP THE WEEKLY AWARDS

UTA has had three different players win either WAC Player of the Week or Newcomer of the Week this season: DaJuan Gordon (Player, Nov. 13), Shemar Wilson (Player, Nov. 20) and Phillip Russell (Newcomer, Dec. 18). **UTA and Grand Canyon are the only schools in the WAC with three different players who have won weekly awards this year.**

Gordon and Wilson became the first set of UTA teammates to be named conference Player of the Week in the same season since 2017-18 when Kevin Hervey and Erick Neal both received the recognition when the Mavs were in the Sun Belt Conference. Furthermore, since the WAC began issuing Player of the Week honors in 1982-83, that was just the sixth occurrence of the same school winning each of the season's first two awards.

A WHOLE LOTTA EXPERIENCE



With returners Shemar Wilson, Aaron Cash and Brandyn Talbot, UTA has 10 players on this year's roster who have previous Division-I playing experience. Those 10 had combined to score 3,196 D-I points entering the season. As a team last year, UTA began the season with only 1,215 D-I points across six players.

AGE IS JUST A NUMBER

UTA has not one, but two, of the oldest players in Division-I men's basketball this season in Aaron Cash (turned 25 on Dec. 6) and Akili Vining (24; turns 25 in April). Cash is the 7th oldest, while Vining is the 18th oldest. UTA and BYU are the only schools in the nation with two of the 20 oldest players:

- 1) Spencer Johnson (BYU) – Sept. 3, 1997
- 2) Jemarl Baker Jr. (New Mexico) – June 12, 1998
- 3) Jalen Jordan (Middle Tennessee) – June 19, 1998
- 4) Trevin Knell (BYU) – Sept. 26, 1998
- 5) Michael Hueitt, Jr. (Pittsburgh) – Oct. 2, 1998
- 6) Jermaine Couisnard (Oregon) – Nov. 25, 1998
- 7) **Aaron Cash (UT Arlington) – Dec. 6, 1998**
- 8) Drue Drinnon (Texas State) – Dec. 7, 1998
- 9) Brock Cunningham (Texas) – Dec. 13, 1998
- 10) Fardaws Aimaq (California) – Jan. 6, 1999
- 11) Parker Fox (Minnesota) – Feb. 20, 1999
- 12) Chuck O'Bannon Jr. (TCU) – Mar. 1, 1999
- 13) Gabe McGlothan (Grand Canyon) – Mar. 3, 1999
- 14) Edoardo Del Cadia (Detroit) – Mar. 10, 1999
- 15) Jared Bynum (Stanford) – Mar. 16, 1999
- 16) Elijah Buchanan (NJIT) – Apr. 8, 1999
- 17) Qwanzi Samuels (IUPUI) – Apr. 13, 1999
- 18) **Akili Vining (UT Arlington) – Apr. 25, 1999**
- 19) Jeffery Armstrong (Southern Miss) – May 2, 1999
- 20) Moses Wood (Washington) – May 3, 1999



Akili Vining is one of just four players in the nation who are at a fifth different school, and he is one of just two from that group who are in their first year at a D-I institution.

- Akili Vining:** UT Arlington | 5th Team | 1st Year D-I | 6th Season
- Malik Tidwell:** Georgia Southern | 5th Team | 1st Year D-I | 5th Season
- Adam Hess:** NJIT | 5th Team | 3rd Year D-I | 6th Season
- RayQuawndis Mitchell:** Penn State | 5th Team | 4th Year D-I | 5th Season

STATISTICAL TRENDS

UTA'S RECORD WHEN...

Monday	1-1
Tuesday	0-0
Wednesday	3-0
Thursday	1-3
Friday	0-0
Saturday	3-4
Sunday	0-1
Leading At Halftime	6-1
Trailing At Halftime	2-8
Tied At Halftime	0-0
Leading With 5 Minutes Left	6-1
Trailing With 5 Minutes Left	1-8
Tied With 5 Minutes Left	1-0
Shooting 40% FG Or Better	6-6
Shooting Less Than 40% FG	2-3
Opponent 40% FG Or Better	4-8
Opponent Less Than 40% FG	4-1
Shooting Better FG% Than Opponent	6-2
Shooting Worse FG% Than Opponent	2-7
Shooting Better 3-FG% Than Opponent	5-3
Shooting Worse 3-FG% Than Opponent	3-6
Outrebounding Opponent	8-3
Outrebounded By Opponent	0-5
Rebounds Tied	0-1
More Turnovers Than Opponent	6-8
Fewer Turnovers Than Opponent	1-0
Same Turnovers As Opponent	1-1

UTA'S POINT TOTAL...

35-49 Points	0-0
50-59 Points	0-2
60-69 Points	0-4
70-79 Points	3-2
80-89 Points	4-1
90-99 Points	1-0
100+ Points	0-0

GAMES DECIDED BY...

1-5 Points	3-2
6-9 Points	0-2
10-19 Points	3-3
20+ Points	2-2

WIN-LOSS COMPARE

UTA's statistical averages in its wins and losses this season:

STAT	Ws (8)	Ls (9)
PPG	81.4	66.7
PPG ALLOWED	66.1	81.8
FG% ALLOWED	38.8	46.4
APG	20.8	11.7
TOs/Game	15.3	16.3

Please refer to the University of Texas at Arlington as **UT Arlington**. **UTA** is acceptable on second reference. Using Texas-Arlington, UT-Arlington or any other form is incorrect.

HISTORICAL PERFORMANCES


In its 74-37 win over UNT Dallas on Dec. 6, the Mavs had 26 offensive rebounds to tie for the 6th most in single-game program history and most in any game since 1996. Of those 26 o-boards, 25 were secured by players (one team rebound) to tie for the 8th-most offensive rebounds by any team in the nation this year.

Individually, Aaron Cash – who had 17 points and 17 rebounds – was responsible for 12 offensive rebounds to tie for the most in program lore with Johnny McDowell (1992) and Sam Norton (1984). **Those dozen o-boards are also the most by any player in the nation this year** (five players with 11; six with 10). **The 17 total rebounds are the most by any player in the WAC this season.**

Defensively, the 37 points UTA allowed were its 2nd fewest all-time behind only a 36-point performance against SMU in 1989 – a game the Mavs actually lost, 36-31. Those are the only two times in the 64+ years of the program UTA has held a team under 40 points.

RARE OFFENSIVE GLASS PERFORMANCE

Against North Texas last season on Dec. 6, Shemar Wilson grabbed eight rebounds, and all of them were offensive. Over the last 7+ seasons – since the start of the 2016-17 campaign – Wilson is one of just seven players in the nation to secure at least eight offensive rebounds and zero defensive boards in a game.



SLEEPING ON US?



While UTA was picked to finish 8th by WAC coaches in the league's preseason poll, the highly respected Field of 68 Almanac has the Mavs ranked 4th in its preseason poll behind only, in order, Grand Canyon, Stephen F. Austin and Seattle U.



Additionally, in the Field of 68 Almanac, an anonymous WAC coaches poll predicts UTA as the 'Sleeper Team' in the league.

2023 FIBA U20 EUROPEAN CHAMPIONSHIP



This past summer, Freds Pauls Bagatskis represented Latvia at the 2023 FIBA U20 European Championship, Division B, in Skopje, North Macedonia.

He averaged a team-high 17.3 points in only 22 minutes per game across seven contests (3-4 team record), shot 44.3% from 3-point range and made a tournament-high 27 triples.

Bagatskis scored 41 points on 10-14 from 3-point range in just 19 minutes of action in a 99-57 win against Albania on July 12. **The 41 points were the 2nd-most all-time in any Latvian national team game, and the 10 3s represented the all-time Latvian single-game record.**

Versus Finland on July 8, he scored 29 points on the strength of 8-13 from 3. At the time, those eight triples were the 2nd most in Latvian history.

PLAYERS NOT RETURNING FROM LAST SEASON

Player	REASON (NOTES)
Chendall Weaver	Transferred To Texas (WAC Freshman of the Year)
Brandon Walker	Transferred To Montana State (6.6 PPG, 4.3 RPG)
Kyron Gibson	Transferred To Drake (Team-Best 11.2 PPG)
Shaysten Cornish	Walk-On (Preseason Knee Injury)
Damonze Woods	Mutual Parting (2.5 PPG, 1.7 RPG)
Cash Clayton	Walk-On (Mutual Parting)
Pedro Castro	Graduated (Now Working For The FBI)
Dario Domingos	Transferred To Tarleton State (3.7 PPG, 2.3 RPG)
Montez Young Jr.	Transferred To Texas Wesleyan (2.7 PPG, 3.2 RPG)
Marion Humphrey	Transferred To Texas A&M-Corpus Christi (6.8 PPG, 2.6 RPG)

WHAT'S IN A NAME



Yes, his full, legal name is **Sterling Lebron James Gaston-Chapman**. On July 8, 2003, Lebron James made his NBA Summer League debut. Ten days later, on July 18, Gaston-Chapman was born. Lebron – despite not yet having played in a regular season NBA game – was Gaston-Chapman’s father, Les, favorite player.

Kansas Department of Health and Environment
Office of Vital Statistics
JUL 29 2003

115-
2003-022004

CERTIFICATE OF LIVE BIRTH

1. CHILD'S NAME: FIRST MIDDLE LAST
STERLING LEBRON JAMES GASTON-CHAPMAN

2. DATE OF BIRTH (Month, Day, Year)
JULY 18, 2003

3. TIME OF BIRTH
7:47 AM

4. SEX
MALE

5. CITY, TOWN, OR LOCATION OF BIRTH
Wichita

6. COUNTY OF BIRTH
Sedgwick

7. PLACE OF BIRTH:
 Hospital Free-standing Birthing Center Residence
 Clinic/Doctor's Office Other (Specify)

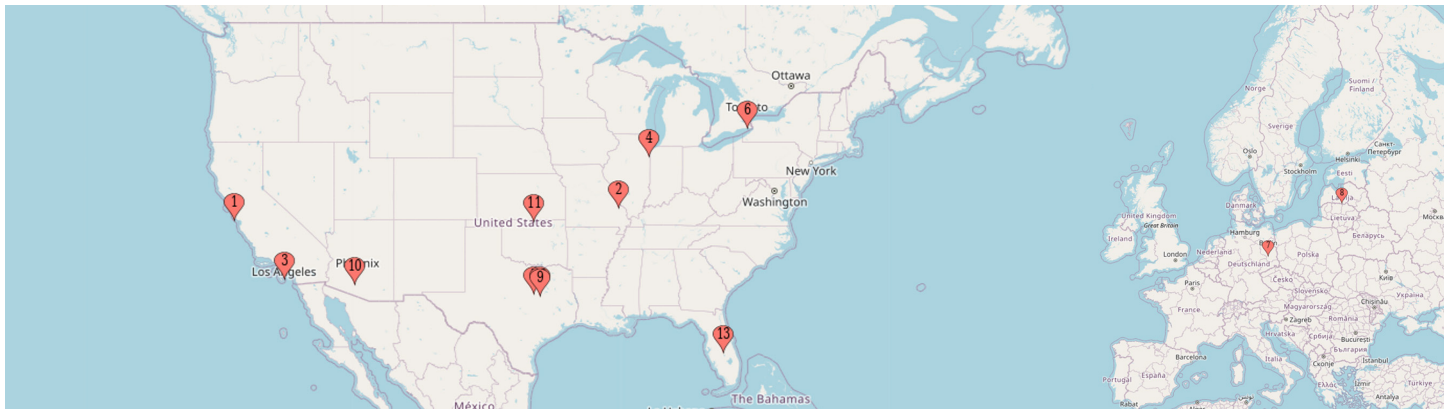
8. FACILITY NAME (if not institution, give street and number)
VIA CHRISTI RMC ST. JOSEPH CAMPUS

STERLING
LEBRON JAMES
GASTON-CHAPMAN



ROSTER DEMOGRAPHICS

UTA's 13-player roster is represented by four different countries (United States, Canada, Germany and Latvia) and seven different states (Texas, Florida, Illinois, Missouri, Kansas, California and Arizona). Freds Pauls Bagatskis is UTA's first-ever player who hails from Latvia, while Dwayne Koroma is the Mavs' first player from Germany.



AMONG THE WESTERN ATHLETIC CONFERENCE'S BEST

From 2015-16 to the start of this season, UTA boasts the 4th-best average annual NET/RPI ranking of all WAC members at #159. With a final ranking of #40 in 2016-17, UTA is responsible for the best single-year NET/RPI by any current WAC school over the past eight seasons. Additionally – in that same timeframe – UTA, is the only WAC institution without a single season NET/RPI above #250.

Team	2015-16	2016-17	2017-18	2018-19	2019-20	2020-21	2021-22	2022-23	Average
Grand Canyon	88	124	175	104	278	108	92	106	134
Stephen F. Austin	62	206	107	312	77	142	123	136	146
California Baptist				168	200	238	222	171	157
UT Arlington	107	40	112	160	129	242	236	249	159
Utah Valley	274	180	91	100	250	206	116	58	159
Abilene Christian	325	284	263	157	194	74	121	204	202
Tarleton State						235	214	165	205
Seattle U	285	272	190	201	226	236	129	142	209
Southern Utah	336	341	249	258	184	122	164	113	221
Utah Tech						314	273	158	248
UTRGV	335	315	234	185	260	282	307	259	272

SOUTHLAND CONFERENCE	SUN BELT CONFERENCE	BIG SKY CONFERENCE	DIVISION-II MEMBER
----------------------	---------------------	--------------------	--------------------

MAKING EZ WURK OF THINGS



True freshman **Makaih Williams** has his own **Christian and sports-inspired clothing line** that he started his junior year of high school named **EZ Wurk**. The name of the company is an ode to a basketball player getting hot and making 'easy work' of his opponent, but then he put his own twist on it:



E = Mastery
W = Work
U = Understanding
R = Repetition
K = Knowledge

AN ARTIST AT WORK

Outside of basketball, **art is arguably Aaron Cash's biggest passion**. Originally his artistry started by drawing, but that has since evolved into painting, sculpting and graphic design. If it's an off day and he's not in the gym, there's a good chance he's using his 'down time' to create more artwork.



A painted self portrait.



An African art sculpture depicting how he envisions his future child.

MAVS IN THE PROS



UTA's all-time leading rebounder (921) and 2nd-leading scorer (1,783), Kevin Hervey became the first, and to this day only, Maverick to play in an NBA game when he appeared for the Oklahoma City Thunder on Dec. 26, 2019, versus the Memphis Grizzlies.

He played in 10 games with OKC in 2019-20, including three in the COVID Bubble in Orlando, scoring an NBA career-best eight points against the Phoenix Suns on Aug. 10. An Arlington native, Hervey was drafted by the Thunder with the 57th pick in the 2nd Round in 2018. He was the 4th all-time UTA player selected in the draft and the first since the NBA reduced the number of rounds to just two in 1989. Paul Renfro

became UTA's first-ever draft pick when he was taken in the 9th round (181st overall) by the Utah Jazz in 1980. Two Mavericks were selected in 1982 – both by the Dallas Mavericks. Ralph McPherson was selected in the 9th round (188th) and Albert Culton picked in the 10th round (209th).

FORMER MAVS CURRENTLY PLAYING PROFESSIONALLY

David Azore '22	Pyrinto	Finland
Javon Levi '22	Dubrovnik	Croatia
Lazaro Rojas '22	Sport Club Corinthians Paulista	Brazil
Jabari Narcis '20	Ehime OV	Japan
Kevin Hervey '18	Reggio Emilia	Italy
Johnny Hamilton '18	Bursaspor	Turkey
Erick Neal '18	CSM Oradea	Romania
Jalen Jones '17	Tatui/AABT	Brazil
Jorge Bilbao '17	Fuenlabrada	Spain
Karol Gruszecki '13	PGE Spojnia Stargard	Poland

For weekly player updates, visit: utamavs.us/mbbpros

THE LAST TIME

A MAVERICKS' PLAYER...

- Scored 40 Or More Points**
 43, Stephen Barber at UTSA, 2/24/02
- Scored 30 Or More Points**
 36, David Azore vs. Appalachian State, 2/5/22
- Totaled 20 Or More Rebounds**
 22, Jermaine Griffin vs. UT Permian Basin, 12/1/05
- Totaled 15 Or More Rebounds**
 15, DaJuan Gordon vs. Air Force, 12/16/23
- Totaled 10 Or More Assists**
 12, Kyron Gibson vs. UT Rio Grande Valley, 1/19/23
- Recorded A Double-Double (Points/Rebounds)**
 Shemar Wilson (11/12) vs. Utah Valley, 1/11/24
- Recorded A Double-Double (Points/Assists)**
 Javon Levi vs. Louisiana (14/10), 1/13/22
- Recorded A Triple-Double (Points/Rebounds/Assists)**
 Javon Levi vs. Louisiana (14/10/10), 1/13/22
- Erick Neal Has The Only Other Two Triple-Doubles In Program History*
 vs. UT Dallas (10/10/13), 11/27/17
 at ULM (27/10/12), 1/28/16

THE MAVERICKS' TEAM...

- Played An OT Game** W, 71-69 vs. Utah Tech 2/25/23
- Scored 100+ Points** W, 100-59 vs. Hardin-Simmons 11/15/22
- Allowed 100+ Points** L, 56-101 at #3 Arizona 11/19/23
- Had 60 Or More Rebounds** 63 vs. Howard Payne 11/28/22
- Had 25 Or More Assists** 25 vs. Abilene Christian 11/29/23
- Had 15 Or More Steals** 19 vs. Southwestern 11/12/22

UTA vs. AP TOP-25 TEAMS

Jan. 1, 2024	at #21 Texas	L	62-79
Nov. 19, 2023	at #3 Arizona	L	56-101
Nov. 19, 2019	at #8 Gonzaga	L	66-72
Nov. 17, 2019	at #14 Oregon	L	47-67
Dec. 18, 2018	at #8 Gonzaga	L	55-89
Dec. 18, 2017	at #25 Creighton	L	81-90
Nov. 21, 2017	at #25 Alabama	L	76-77
Dec. 8, 2016	at #12 Saint Mary's	W	65-51
Dec. 2, 2014	at #6 Texas	L	53-63
Nov. 25, 2014	at #1 Kentucky	L	44-92
Nov. 19, 2013	at #4 Kentucky	L	76-105
Dec. 19, 2012	at #24 Oklahoma State	L	44-69
Nov. 23, 2011	at #9 Baylor	L	65-75
Dec. 29, 2010	at #3 Kansas	L	57-82
Dec. 20, 2008	at #21 Baylor	L	76-79
Mar. 21, 2008	vs. #2 Memphis#	L	63-87
Dec. 3, 2005	at #2 Texas	L	55-93
Dec. 15, 2004	at #14 Texas	L	70-85
Jan. 2, 2004	at #19 Texas	L	79-99
Nov. 27, 2002	at #3 Texas	L	45-76
Nov. 18, 1997	at #19 Oklahoma	L	63-81
Dec. 20, 1994	at #21 New Mexico State	L	63-102
Dec. 28, 1993	vs. #14 Connecticut+	L	72-112
Dec. 21, 1992	at #17 Nebraska	L	95-116
Nov. 23, 1991	at #14 Utah	L	57-58
Dec. 6, 1986	at #11 Oklahoma	L	76-101
Jan. 7, 1985	at #14 Louisiana Tech	L	61-86
Feb. 12, 1985	vs. #14 Louisiana Tech	L	65-76
Feb. 12, 1973	vs. #13 UL Lafayette	~ L	96-111
Jan. 13, 1973	at #13 UL Lafayette	~ L	73-79
Dec. 18, 1970	vs. #19 Drake*	L	83-102
Dec. 4, 1970	at #18 Long Beach State	L	57-102
Dec. 1, 1970	at #15 New Mexico State	L	82-107
Feb. 26, 1970	vs. #15 Houston	L	84-102
Dec. 4, 1969	at #20 Houston	L	70-88
Feb. 22, 1968	at #1 Houston	L	75-130

OVERALL: 1-35 | HOME: 0-3 | AWAY: 1-29 | NEUTRAL: 0-3

NCAA Tournament | + Hilo, Hawaii | ~ UL Wins Later Vacated | * Fort Worth, TX

HOME-COURT ADVANTAGE

UTA celebrated the 10-year anniversary of the College Park Center on Feb. 5, 2022, against Appalachian State. The CPC opened on Feb. 1, 2012, with the Mavs capping a men's and women's doubleheader with a 67-66 victory over UTSA in front of a then-school-record crowd of 6,228.

CPC ATTENDANCE HIGHS

1)	6,421	11/16/12	MBB vs. Oklahoma
2)	6,336	3/22/17	MBB vs. CSU Bakersfield (NIT)
3)	6,228	2/1/12	M/WBB vs. UTSA
4)	6,186	1/24/19	WBB vs. Georgia Southern
5)	6,105	12/3/15	MBB vs. North Texas
6)	5,714	1/16/20	WBB vs. Louisiana
7)	5,390	3/20/17	MBB vs. Akron (NIT)
8)	5,272	2/11/12	MBB vs. Texas State
9)	5,033	1/23/16	MBB vs. Little Rock
10)	5,011	2/9/17	WBB vs. Little Rock

UTA won its 100th all-time game at the College Park Center with a 62-57 victory over Troy on Jan. 1, 2022.

YEAR	RECORD	PERCENTAGE
2011-12	4-0	1.000
2012-13	7-8	.467
2013-14	9-5	.643
2014-15	9-5	.643
2015-16	13-2	.867
2016-17	14-1*	.933
2017-18	13-2	.867
2018-19	9-5	.643
2019-20	8-8	.500
2020-21	9-4	.692
2021-22	8-4	.667
2022-23	6-8	.429
2023-24	7-1	.875
TOTAL	116-53	.686

* Tied for the most home wins in single-season program history along with 2007-08. The only loss was a four-point setback to Cal State Bakersfield in the NIT Quarterfinals.




ABOUT THE CPC

The Mavericks have called the beautiful College Park Center home since the 7,000 all chair-back seat multi-purpose arena opened in 2012. The \$78 million project broke ground on March 5, 2010, and opened less than two years later. The arena is part of a 20-acre section of campus known as the College Park District, which includes a residence hall, student apartments, a 4.62 acre park, restaurants and three parking garages. The arena features 4,055 lower bowl seats, in addition to a 2,800-square-foot hospitality suite. A distinctive feature is a center hung 4-sided Daktronics LED scoreboard with an additional end zone LED display, ribbon displays and scorer's table. The lower concourse contains sports medicine facilities, two full-sized practice courts, a 2,500-sq-ft weight room, a press center, an academic support study center and coaches' office suites. In addition to UTA basketball and volleyball games, the facility hosts a variety of concerts, speaking engagements and other events. **The WNBA's Dallas Wings also call College Park Center home during their season.**



TEXAS HALL -- THE HOME BEFORE COLLEGE PARK CENTER



Prior to the College Park Center, the Mavs called Texas Hall home – which was one of most unique venues in all of college athletics. Opened on Oct. 18, 1965 – with the first-ever performer being Louis Armstrong – the initial basketball game was contested on Dec. 1 that same year against East Texas State.

The on-campus proscenium theater, which is still in use today, put the Mavs and their opponent on an elevated stage with 600 bench seats on the back of the stage and the remainder of the 4,200 capacity in theater-style seating on the other side of the court separated into a lower level and balcony section.

In 1997, Sports Illustrated named Texas Hall as "The Best Place In America To Watch College Basketball." For the final 12 years in which games were played in Texas Hall, they were contested on the floor which was used at the 1999 Men's Final Four at Tropicana Field in St. Petersburg, Fla. **UTA accumulated a 351-222 (.613) all-time record on "The Stage" from 1965-2012.**

ABOUT UT ARLINGTON

GENERAL INFORMATION

Location.....Arlington, Texas
 Enrollment.....48,000
 Founded.....1895
 Conference Affiliation.....Western Athletic Conference (WAC)
 President.....Jennifer Cowley (2nd Year)
 Director Of Athletics.....Jon Fagg (2nd Year)

HISTORY

First NCAA Season / Current Season.....1959-60 / 65th
 All-Time Record.....807-1013 (.443)
 Record In College Park Center (2012-Present).....116-53 (.686)

Years In Western Athletic Conference..2 (2012-13, 2022-Present)
 All-Time WAC Record.....20-22 (.476)
 WAC Regular Season Championships.....0
 WAC Tournament Championships.....0
 WAC Tournament Finalist.....1 (2013)

Years In Sun Belt Conference.....9 (2013-22)
 All-Time Sun Belt Record.....94-72 (.566)
 Sun Belt Regular Season Championships.....1 (2017)
 Sun Belt Tournament Championships.....0
 Sun Belt Tournament Finalist.....2 (2018, 2019)

Years In Southland Conference.....48 (1964-2012)
 All-Time Southland Record.....289-354 (.442)
 Southland Regular Season Championships.....2 (2004, 2012)
 Southland Tournament Championships.....1 (2008)

NCAA Tournament Appearances.....1 (2008)
 NCAA Tournament Record.....0-1
 NIT Appearances.....3 (1981, 2012, 2017)
 NIT Record.....2-3
 CIT Appearances.....2 (2013, 2016)
 CIT Record.....1-2

2022-23 REVIEW

Overall Record.....11-21
 WAC Record.....6-12
 Home / Away / Neutral.....6-8 / 4-9 / 1-4
 WAC Finish.....T-10th
 WAC Tournament... #12 Seed, Lost RD1 vs. #5 Grand Canyon, 82-77

Located in the heart of the Dallas-Fort Worth Metroplex, The University of Texas at Arlington is the largest institution in North Texas and the second-largest in the UT System.

- UTA is a Carnegie Research 1 institution and is also designated as a Texas Tier One institution.
- Of UT Arlington's 270,000-plus alumni, 57% live in North Texas. Maverick alumni occupy leadership positions at all 22 Fortune 500 companies headquartered in North Texas.
- UTA has a \$22.7 billion annual economic impact on the region.
- Students come from every state and more than 100 countries; UTA has the 5th-highest undergraduate diversity index in the nation.
- The Wall Street Journal ranked UTA as the top public school in Texas in its 2024 Best Colleges in the U.S.
- UTA ranks No. 4 nationally on Military Times' 2022 "Best for Vets: Colleges" list.

UTA HISTORY

Founded in 1895 as Arlington College, a private school for younger children, UT Arlington had a succession of names and ownerships until it was officially designated as the University of Texas at Arlington on Mar. 13, 1967 – a couple of years after it was transferred into the University of Texas System.

1895-1902: Arlington College
1902-1913: Carlisle Military Academy
1913-16: Arlington Training School
1916-17: Arlington Military Academy
1917-23: Grubb's Vocational College

**Became A Branch Of The Texas A&M System In 1917*

1923-1949: North Texas Agricultural College
1949-67: Arlington State College

**Transitioned To A Four-Year Division-I School In 1959
 Became A Branch Of The University of Texas System In 1965

1967-Present: University of Texas at Arlington



In addition to eight name changes, UTA has undergone seven nickname alterations as well since becoming a state-supported school in 1917.

1917-21
 Grubbers / Shorthorns

1921-23
 Hornets

1923-49
 Junior Aggies

1949-51
 Blue Riders

1951-71
 Rebels

1971-Present
 Mavericks

The 'Mavericks' nickname originated from one of the most influential people in Texas history: **Samuel Augustus Maverick**, a lawyer, politician, land baron and signer of the Texas Declaration of Independence. **His name was the source of the term "maverick,"** which was derived from fellow ranchers who started to refer to Maverick as "independently minded" after he refused to brand his cattle. Unbranded cattle not part of the herd became labeled as "Mavericks."

Maverick was one of the largest landholders in Texas in the 1800s, owning 340,000 acres which promoted the Washington Daily Globe in 1854 to call him "the largest landholder in the world, and by far the wealthiest citizen in Texas." He was the Mayor of San Antonio from 1839-40, and **UTA utilized the "Sam Maverick" mascot (pictured above) beginning in 1983 for 2+ decades.**

KT TURNER: UTA'S 10TH FULL-TIME HEAD COACH

A HOMECOMING OF SORTS



After playing his freshman and sophomore seasons (1997-99) at Hutchinson Community College, **Turner transferred to UTA following the 1999 fall semester and was eligible to compete for the Mavs at the conclusion of the 2000 fall semester.** However, in advance of the 2000-01 season, Turner dislocated his ankle which forced him to miss the entire year and he never suited up in a UTA uniform. He eventually transferred to Oklahoma City University for his senior campaign in 2001-02.


WHY THE NAME KT?

Turner's first name is Kenneth, but when he was playing in high school the local newspaper continuously referred to him as KT. As much as he tried to get away from it, 'it stuck with me forever' as Turner has stated. When he became a coach in the mid-2000s, he tried to re-birth the Kenneth name by referring to himself as 'Ken' Turner – including putting it on his voicemail. However, Tim Duryea – Turner's assistant coach while playing at Hutchinson, and current Boise State assistant – called and told him to keep the KT name, and the rest is history.

2000-01 UTA MEN'S BASKETBALL MEDIA GUIDE



K. T. Turner
6-5, 210, Jr., Guard/For.



Hometown
Manhattan, Kansas

High School
Manhattan

Other College
Hutchinson C.C.

Hutchinson Community College: Like Mike Hicks of Butler University, K.T. Turner was mid-year transfer to UTA and will become eligible in mid-December...Began his collegiate career by being named the most valuable player at the Quarterback Classic Tournament and followed that up last year by being tabbed to the All-Tournament team at the Quarterback Classic.

High School: A former second team All-State selection at Manhattan High School...Also earned first team All-District honors and was selected the most valuable player at the Dodge City Shootout Tournament.

Personal: Son of Margaret Turner...Born August 23, 1978...A Kinesiology major at UTA.

“ I'm thrilled for KT and his family to make this next step. His best days as a coach are ahead of him because he has the dedication and passion to develop young people in this game.

His ties to Texas make him the perfect fit to lead UT Arlington and make his mark on that program.

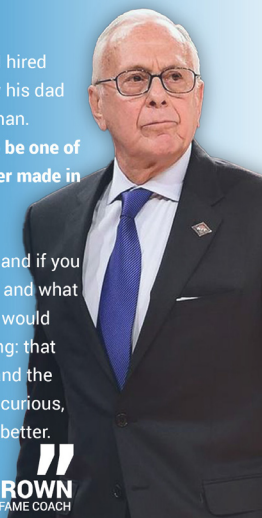
JOHN CALIPARI
HEAD MEN'S BASKETBALL COACH AT KENTUCKY



“ I didn't know KT when I hired him at SMU, but I knew his dad – and he was a great man. **Hiring KT turned out to be one of the best decisions I ever made in my life.**

He is a special person, and if you look at his background and what he's done, every coach would likely say the same thing: that he's loyal, works hard and the players love him. KT is curious, wants to learn and get better. He's like family to me.

LARRY BROWN
BASKETBALL HALL OF FAME COACH



“ What a great hire by UT Arlington. KT is absolutely ready to run his own program with his vast experience, and especially with his ties to Texas.

He combines a passion to coach on the floor with an incredible ability to build relationships. There are big things ahead for UTA!

PORTER MOSER
HEAD MEN'S BASKETBALL COACH AT OKLAHOMA



HEAD COACH KT TURNER

COACHING CAREER

- 2005-06: Panola College (Assistant)
- 2006-07: Redlands CC (Assistant)
- 2007-08: Northern Arizona (Assistant)
- 2008-09: Cowley College (Assistant)
- 2009-11: Hutchinson CC (Assistant)
- 2011-12: Texas A&M-Corpus Christi (Assistant)
- 2012-13: Wichita State (Assistant)
- 2013-16: SMU (Assistant)
- 2016-20: SMU (Associate)
- 2020-21: Texas (Associate)
- 2021-22: Oklahoma (Associate)
- 2022-23: Kentucky (Assistant)
- 2023-: UT Arlington (Head)

KT Turner was named the 10th full-time head coach in program history on Mar. 17, 2023. Turner, 45, was an assistant coach with Kentucky last year – hired by John Calipari to keep the Wildcats’ Texas recruiting flowing – and that came on the heels of one season each as an associate head coach at Oklahoma and Texas.

Prior to his time in Austin, Turner spent seven years on the SMU sidelines from 2013-20, the last four of which were in an associate head coaching role. In 2012-13, Turner was an assistant coach for Wichita State, helping the Shockers post a 30-9 record and reach the Final Four – the first for the program since 1965.

Last year with UK, Turner helped guide the Wildcats to a record 60th NCAA Tournament appearance and another 20-win campaign.

OKLAHOMA & TEXAS

Turner was part of an Oklahoma program in 2021-22 under the guidance of first-year head coach Porter Moser that won 19 games and advanced to the NIT Second Round.

During his one year with Texas in 2020-21, the Longhorns amassed a 19-8 overall record, won the Big 12 Championship and earned a No. 3 seed in the NCAA Tournament. Turner was instrumental in the development of Kai Jones, who was named the Big 12 Sixth Man of the Year.

Turner also oversaw the Longhorns’ defense, which led the Big 12 in field-goal percentage defense (40.8), 3-point percentage defense (31.7), rebounds (38.4) and defensive rebounding (27.6). Additionally, he served as the acting head coach for several games during the COVID-impacted campaign.

SMU

With SMU from 2013-20, the Mustangs accumulated a 160-71 record, won a pair of American Athletic Conference regular-season titles and two AAC Tournament championships. He also helped guide the Mustangs to two NCAA Tournament appearances (2015, 2017), the NIT Final (2014) and a national ranking in the Associated Press Top 25 in four of seven seasons, climbing as high as #8 in 2015-16. Turner spent three seasons under the tutelage of Basketball Hall of Fame Coach Larry Brown before working for Tim Jankovich during his final four years.

Three times a Mustang player earned AAC Player of the Year with Turner on staff (Nic Moore in 2014-15 and 2015-16, and Semi Ojeleye in 2016-17). SMU players garnered 15 all-AAC selections, which were the most by any school in the league during that time. Turner also helped coach three NBA Draft selections in Ojeleye, Sterling Brown and Shake Milton – the brother of former UTA Lady Mav Terryn Milton, who helped lead them to the 2022 NCAA Tournament.

WICHITA STATE

During Wichita State’s Final Four in 2013, the No. 9-seeded Shockers defeated Pittsburgh in the First Round and No. 1 seed Gonzaga in the Second Round to reach the Sweet 16. Once there, the Shockers knocked off upstart La Salle and No. 2 seed Ohio State to advance to the semifinals.

PLAYING CAREER

In his first two years at Hutchinson Community College (1997-99), Turner earned all-conference honors while playing under Jankovich. Turner culminated his career at Oklahoma City for his senior campaign in 2001-02, helping the Stars claim the Sooner Athletic Conference regular-season and tournament titles and advance to the NAIA quarterfinals. After earning his degree in criminal justice from Oklahoma City in 2003, Turner had a brief playing career in Italy before getting into coaching.

PERSONAL

A Cincinnati native who grew up in Manhattan, Kan., and graduated from Manhattan High School, Turner and his wife, Cassaundra, have three children: Kelis (pronounced: kuh-LEASE), Kenny and Kendra.

Turner’s late father, Ken, coached at Oklahoma State, Kansas State, Cincinnati, Mississippi, South Alabama and Ohio State, in addition to stops at both the junior college and NAIA levels.



UTA HEAD COACHING HISTORY

Coach	Years	W	L	Pct.
Tom Tinker	1959-66	54	113	.323
Barry Dowd	1966-76	90	168	.349
Bob "Snake" LeGrand	1976-87	122	184	.399
Jerry Stone	1987-88	7	22	.241
Mark Nixon	1988-92	56	59	.487
Eddie McCarter	1992-06	179	211	.459
Scott Cross	2006-18	225	161	.584
Chris Ogden	2018-21	44	47	.484
Greg Young*	2021-23	20	34	.370
Royce "Snoop" Johnson^	2023	2	5	.286
KT Turner	2023-	8	9	.471
TOTAL		807	1013	.443

*Young Relieved Of His Duties On Feb. 10 With Six Regular-Season Games Remaining

^Johnson Named Interim Head Coach On Feb. 10, Finished The 2022-23 Season In That Role

2023-24 UT ARLINGTON MEN'S BASKETBALL ROSTER



No.	Name	Pos.	Ht.	Wt.	Yr.	Hometown / Previous School(s) / High School
00	Aaron Cash	G	6-6	210	Gr.	San Francisco, Calif. / Texas A&M / Grayson College / Saint Augustine's / Word of God Christian Academy
1	Phillip Russell	G	5-10	165	Jr.	St. Louis, Mo. / Southeast Missouri / Saint Louis / Vashon
2	Makaih Williams	G	6-1	185	Fr.	Long Beach, Calif. / Future College Prep / Capistrano Valley Christian
3	DaJuan Gordon	G	6-5	195	Gr.	Chicago, Ill. / New Mexico State / Missouri / Kansas State / Curie Metropolitan
4	Akili Vining	G	6-2	185	Gr.	Fort Worth, Texas / Texas Wesleyan / West Florida / McLennan CC / Jacksonville (TX) / North Crowley
5	Brandyn Talbot	G	6-5	181	Jr.	Toronto, Ontario / Dream City Christian
11	Dwayne Koroma	F	6-8	205	R-So.	Berlin, Germany / Salt Lake CC / Iona / Bishop Walsh
12	Freds Pauls Bagatskis*	F	6-8	180	So.	Riga, Latvia / Georgia Tech / Complejo Educativo Mas Camarena
13	Kade Douglas	G	6-2	170	Fr.	Lancaster, Texas / Lancaster
22	Shemar Wilson	F	6-9	215	Sr.	Avondale, Ariz. / Phoenix College / Tolleson Union
23	Sterling Gaston-Chapman	G	6-4	218	Jr.	Wichita, Kan. / Tulsa / Campus
24	Darius Miles	C	6-10	250	Jr.	Oak Cliff, Texas / Western Kentucky / Odessa College / Oak Cliff Faith Family Academy
30	Fabio Basili	G	6-4	175	So.	Orlando, Fla. / Louisville / Oak Ridge

*Out Indefinitely With An Ankle Injury

COACHING STAFF

Head Coach.....KT Turner (Oklahoma City '03 / 1st Year)
Assistant Coach..... Sean Stout (North Carolina '10 / 1st Year)
Assistant Coach..... Jeremy Pope (Cal State LA '17 / 1st Year)
Assistant Coach.....Keith Pickens (Missouri State '13 / 1st Year)
Assistant Coach/Director of Operations & Recruiting
 Cody San Miguel (Texas State '16 / 1st Year)
Assistant Coach/Director of Player Development
 Doug Compton (Texas Wesleyan '16 / 1st Year)

SUPPORT STAFF

Strength & Conditioning Coach
Mike Buhmeyer (Clemson '18 / 1st Year)
Athletic Trainer.....Royal Milton III (Nicholls State '13 / 4th Year)
Graduate Assistant.....Derrick Obasohan (UT Arlington '04 / 2nd Year)
Graduate Assistant.....Sean Kostecki (DePaul '23 / 1st Year)
Video & Analytics Coordinator.....Max Brandt (SMU '23 / 1st Year)
Communications.....Jason MacBain (St. Bonaventure '08 / 6th Year)
Administrative Assistant.....Rachael Morgan (McMurry '13 / 6th Year)

RETURN (3) / LOST (10) / NEW (10)

RETURNERS (3) / STARTERS^ (2).....**2022-23 STATS (NOTES)**
#00 Gr. Aaron Cash^.....7.7 PPG / 4.2 RPG (4th On Team In Both)
#5 Jr. Brandyn Talbot.....5.3 PPG / 1.6 APG (3rd On Team w/ 38 3s)
#22 Sr. Shemar Wilson^.....10.9 PPG / 7.8 RPG (DNP Last 8 GMS (Hip))

NEWCOMERS (10)..... REASON (NOTES)

#1 Jr. Phillip Russell.....1,019 Points Last 2 Years At SEMO
#2 Fr. Makaih Williams.....3-Star Recruit / 21.7 PPG, 6.4 APG Last Yr.
#3 Gr. DaJuan Gordon.....909 Points At K-State, Mizzou, NM State
#4 Gr. Akili Vining.....17.5 PPG, 5 RPG At Texas Wesleyan Last Yr.
#11 R-So. Dwayne Koroma.....9 PPG, 5 RPG At Salt Lake CC Last Yr.
#12 So. Freds Pauls Bagatskis.....Ga. Tech Transfer / 17.3 PPG FIBA U20
#13 Fr. Kade Douglas.....3-Star Recruit / District 14-5A MVP Last Yr.
#23 Jr. Sterling Gaston-Chapman.....18 Starts At Tulsa Last Yr.
#24 Jr. Darius Miles.....Western Kentucky Transfer / Odessa JC
#30 So. Fabio Basili.....2022-23 All-ACC Academic Team At Louisville

PRONUNCIATIONS

2: muh-KIGH
3: deja-juan
4: uh-KEEL-ee VINE-ing

5: brand-IN
11: kuh-rome-uh
12: fred paul buh-GAT-skis

22: shuh-marr
23: gas-TUN
30: fah-bee-oh buh-silly

00



AARON CASH

SAN FRANCISCO, CA

GR. × G × 6-6 × 201



COMPLETE BIO



Previous Schools: Texas A&M / Grayson / Saint Augustine's × High School: Word of God Christian Academy

RECORD HIGHS

POINTS

Career 30 @ Ranger College (3/3/21)
D-I 20 vs. UT Rio Grande Valley (1/19/23)
Season 17, 2x, Last vs. Seattle U (1/13/24)

REBOUNDS

Career 17 vs. UNT Dallas (12/6/23)
D-I Same As Career
Season Same As Career

OFFENSIVE REBOUNDS

Career 12 vs. UNT Dallas (12/6/23)
D-I Same As Career
Season Same As Career

STEALS

Career 4 @ Texas Tech (12/21/23)
D-I Same As Career
Season Same As Career

BLOCKS

Career 4, 2x, Last @ Livingstone (1/22/20)
D-I 3, 4x, Last vs. North Texas (12/6/22)
Season 1, 6x, Last vs. Seattle U (1/13/24)

FIELD GOALS MADE

Career 12 @ Ranger College (3/3/21)
D-I 7, 6x, Last vs. Seattle U (1/13/24)
Season 7, 2x, Last vs. Seattle U (1/13/24)

FREE THROWS MADE

Career 5 vs. Temple College (3/31/21)
D-I 4 vs. North Texas (12/6/22)
Season 3 vs. Seattle U (1/13/24)

MINUTES

Career 40 vs. UNT Dallas (12/6/23)
D-I Same As Career
Season Same As Career

MISCELLANEOUS

Season Career

Double-Figure Points 2 34

20+ Points -- 7

Double-Doubles 1 5

5+ Rebounds 3 50

3+ Offensive Rebounds 2 33

CAREER STATS (D-I ONLY)

BIO BLAST

Transferred to UTA after one year each at Texas A&M and Grayson College (JUCO) and two years at Saint Augustine's University (D-II).

2023-24: Double-double with 17 points and a career-high 17 rebounds versus UNT Dallas; 12 offensive boards tied for the most in program history ... 3rd UTA player since 2010 to play 40 minutes in a regulation game against UNT Dallas ... **most points versus a D-I opponent this year with 17 against Seattle U.**

2022-23: Finished 4th on the team in points (7.7) and rebounding (4.2) ... buzzer-beating overtime tip-in against Utah Tech to give UTA a 71-69 win.

2021-22 AT TEXAS A&M: Helped them reach the NIT Championship Game.

GAME-BY-GAME STATS

Opponent	Date	GS	MIN	Total			3-Pointers			Free throws			Rebounds				PF	A	TO	BLK	STL	PTS	AVG
				FG-FGA	PCT	3FG-3FGA	PCT	FT-FTA	PCT	OFF	DEF	TOT	AVG										
Oral Roberts	11/06/2023		06:46	0-3	.000	0-0	.000	0-0	.000	0	0	0	0.0	0	0	0	0	0	0	0	0	0.0	
UT Tyler	11/11/2023		14:47	3-5	.600	0-0	.000	0-0	.000	3	1	4	2.0	0	2	0	0	1	6	3	0	3.0	
at New Mexico	11/16/2023		21:12	3-5	.600	1-2	.500	0-0	.000	0	3	3	2.3	2	0	0	0	0	7	4	3	4.3	
at Arizona	11/19/2023		17:21	1-3	.333	0-0	.000	0-0	.000	1	0	1	2.0	3	0	2	1	1	2	3	3.8		
Alcorn	11/22/2023		14:12	3-7	.429	1-3	.333	0-0	.000	2	1	3	2.2	5	1	0	0	0	7	4	4.4		
Texas St.	11/25/2023		02:40	0-2	.000	0-1	.000	0-0	.000	0	0	0	1.8	0	0	0	0	0	0	3	3.7		
Abilene Christian	11/29/2023		20:57	3-4	.750	1-2	.500	1-1	1.000	1	5	6	2.4	1	1	1	1	1	8	4	4.3		
at Grand Canyon	12/02/2023		16:46	3-4	1.000	1-1	1.000	0-0	.000	1	2	3	2.5	2	1	1	0	1	7	4	4.6		
North Texas-Dallas	12/06/2023	*	40:00	7-13	.538	1-2	.500	2-2	1.000	12	5	17	4.1	0	3	0	1	2	17	6	6.0		
vs Air Force	12/16/2023		11:15	0-0	.000	0-0	.000	0-0	.000	1	1	2	3.9	0	1	1	2	0	5	4	5.4		
at Texas Tech	12/21/2023		20:29	1-1	1.000	0-0	.000	0-0	.000	1	2	3	3.8	2	0	2	0	4	2	5	5.1		
at North Texas	12/23/2023		11:53	1-2	.500	0-1	.000	0-0	.000	1	0	1	3.6	1	0	1	0	0	2	4	4.8		
at Texas	01/01/2024		08:17	1-2	.500	0-1	.000	0-2	.000	0	2	2	3.5	0	1	0	0	0	2	4	4.6		
at Tarleton St.	01/04/2024		13:34	2-4	.500	1-2	.500	0-0	.000	0	2	2	3.4	2	0	1	0	0	5	4	4.6		
at SFA	01/06/2024		12:49	0-3	.000	0-1	.000	0-0	.000	1	1	2	3.3	2	0	1	1	0	0	4	4.3		
Utah Valley	01/11/2024	*	19:37	2-6	.333	0-4	.000	0-0	.000	0	1	1	3.1	3	0	1	0	0	4	4	4.3		
Seattle U	01/13/2024	*	32:35	7-10	.700	3-4	.750	0-0	.000	1	4	5	3.2	5	0	0	1	1	17	5	5.1		
Totals			3	285:10	37-73	.507	9-24	.375	3-5	.600	25	30	55	3.2	28	10	11	6	13	86	5.1		

Player Averages

Games Played	Minutes/game	Points/game	FG Pct	3FG Pct	FT Pct	Rebounds/game	Assists/game	Turnovers/game	Assist/Turnover ratio	Steals/game	Blocks/game
17	16.8	5.1	50.7	37.5	60.0	3.2	0.6	0.6	0.9	0.8	0.4

SEASON	TEAM	GP-GS	MIN/AVG	Field Goals		3-Point		F-Throws		Rebounds				Scoring						
				FG-FGA	FG%	3FG-3FGA	3FG%	FT-FTA	FT%	OFF	DEF	TOT	AVG	PF-FO	A	TO	BLK	STL	PTS	AVG
2021-22	TA&M	37-1	434/11.7	39-73	.534	0-2	.000	9-17	.529	54	58	112	3.0	59-1	11	8	18	16	87	2.4
2022-23	UTA	32-25	707/22.1	91-205	.444	43-109	.394	20-28	.714	50	85	135	4.2	66-1	17	47	13	20	245	7.7
2023-24	UTA	17-3	285/16.8	37-73	.507	9-24	.375	3-5	.600	25	30	55	3.2	28-2	10	11	6	13	86	5.1
TOTAL FOR UTA		49-28	992/20.2	128-278	.460	52-133	.391	23-33	.697	75	115	190	3.9	94-3	27	58	19	33	331	6.8
TOTAL		86-29	1426/16.6	167-351	.476	52-135	.385	32-50	.640	129	173	302	3.5	153-4	38	66	37	49	418	4.9



1



PHILLIP RUSSELL

ST. LOUIS, MO JR. × C × 5-10 × 165



COMPLETE BIO



Previous Schools: Southeast Missouri / Saint Louis × High School: Vashon

RECORD HIGHS

POINTS

Career 37, 2x, Last vs. Little Rock (2/2/23)
Season 28 vs. Air Force (12/16/23)

REBOUNDS

Career 10 @ SIU Edwardsville (2/7/22)
Season 3, 2x, Last @ #21 Texas (1/1/24)

ASSISTS

Career 10, 2x, Last vs. A&M-Corpus Christi (3/14/23)
Season 7 @ Texas Tech (12/21/23)

STEALS

Career 5, 4x, Last vs. A&M-Corpus Christi (3/14/23)
Season 3 @ Texas Tech (12/21/23)

FIELD GOALS MADE

Career 11 @ Morehead State (1/14/23)
Season 9 vs. Air Force (12/16/23)

3-POINTERS MADE

Career 6 @ UT Martin (1/5/23)
Season 4 vs. Air Force (12/16/23)

FREE THROWS MADE

Career 15 vs. Little Rock (2/2/23)
Season 8 @ Texas Tech (12/21/23)

MINUTES

Career 45 vs. Tennessee Tech (1/21/23)
Season 35 @ Texas Tech (12/21/23)

MISCELLANEOUS

	Season	Career
Double-Figure Points	4	57
30+ Points	--	4
Double-Doubles	--	3
10+ Free Throws	--	5
5+ 3-Pointers	--	5
5+ Assists	2	23
3+ Steals	1	10

• **High School:** Averaged 15.7 points per game en route to claiming all-state honors as a senior in 2019-20 ... shot 45% from the field and 56.8% from 3-point range that same year ... helped lead the Wolverines to a state title his junior season.

CAREER STATS

SEASON	TEAM	GP-GS	MIN/AVG	Field Goals			3-Point		F-Throws		Rebounds				Scoring					
				FG-FGA	FG%	3FG-3FGA	3FG%	FT-FTA	FT%	OFF	DEF	TOT	AVG	PF-FO	A	TO	BLK	STL	PTS	AVG
2020-21	SLU	8-0	68/8.4	6-21	.286	3-14	.214	2-2	1.000	2	2	4	0.5	9-0	9	8	0	5	17	2.1
2021-22	SEMO	30-30	911/30.4	128-304	.421	49-144	.340	99-135	.733	26	49	75	2.5	74-2	94	65	1	38	404	13.5
2022-23	SEMO	34-34	1105/32.5	180-452	.398	82-227	.361	173-215	.805	24	74	98	2.9	113-7	174	97	3	54	615	18.1
2023-24	UTA	5-5	159/31.7	23-63	.365	10-31	.323	19-24	.792	2	6	8	1.6	16-0	22	15	0	7	75	15.0
TOTAL FOR UTA		5-5	159/31.7	23-63	.365	10-31	.323	19-24	.792	2	6	8	1.6	16-0	22	15	0	7	75	15.0
TOTAL		77-69	2242/29.1	337-840	.401	144-416	.346	293-376	.779	54	131	185	2.4	212-9	299	185	4	104	1111	14.4

BIO BLAST

MORE INFO: PAGE 2

After missing the first nine games of the season, he made his UTA debut on Dec. 16 versus Air Force following the court and NCAA rulings Dec. 13-15 regarding multi-time transfers which granted immediate eligibility.

WAC NEWCOMER OF THE WEEK (DEC. 18)

2022-23: Tied SEMO's D-I single-game scoring record not once, but twice, with a pair of 37-point outbursts in conference action at Morehead State (Jan. 14) and then again versus Little Rock (Feb. 2) ... scored in double figures every game except one ... 15-point, 10-assist, 5-steal act in the NCAA Tournament against Texas A&M-Corpus Christi (Mar. 14); those 10 assists equaled the Islanders entire team output.

2021-22: Broke SEMO's D-I single-game scoring record by a freshman when he poured in 35 points, grabbed 10 rebounds and collected five steals at SIU Edwardsville (Feb. 7).

GAME-BY-GAME STATS

Opponent	Date	GS	MIN	Total		3-Pointers		Free throws		Rebounds				PF	A	TO	BLK	STL	PTS	AVG
				FG-FGA	PCT	3FG-3FGA	PCT	FT-FTA	PCT	OFF	DEF	TOT	AVG							
vs Air Force	12/16/2023	*	28:57	9-17	.529	4-9	.444	6-7	.857	0	0	0	0.0	4	2	5	0	2	28	28.0
at Texas Tech	12/21/2023	*	34:37	5-18	.278	0-7	.000	8-10	.800	0	0	0	0.0	4	7	4	0	3	18	23.0
at North Texas	12/23/2023	*	31:23	1-10	.100	1-5	.200	4-5	.800	1	2	3	1.0	3	4	1	0	1	7	17.7
at Texas	01/01/2024	*	34:18	4-11	.364	2-5	.400	1-2	.500	1	2	3	1.5	2	6	2	0	0	11	16.0
at Tarleton St.	01/04/2024	*	29:17	4-7	.571	3-5	.600	0-0	.000	0	2	2	1.6	3	3	3	0	1	11	15.0
Totals			5	158:32	.365	10-31	.323	19-24	.792	2	6	8	1.6	16	22	15	0	7	75	15.0

Player Averages

Games Played	Minutes/game	Points/game	FG Pct	3FG Pct	FT Pct	Rebounds/game	Assists/game	Turnovers/game	Assist/Turnover ratio	Steals/game	Blocks/game
5	31.7	15.0	36.5	32.3	79.2	1.6	4.4	3.0	1.5	1.4	0.0

2022-23 Ohio Valley First Team
 2023 Ohio Valley All-Tournament Team
 2x Ohio Valley Player of the Week
 2021-22 Ohio Valley Second Team
 2021-22 Ohio Valley All-Newcomer Team
 5x Ohio Valley Freshman of the Week

• He initially signed with SEMO out of high school, but decommitted and went to Saint Louis.

• Began his career at Saint Louis as a walk-on during the 2020-21 COVID-impacted campaign, playing in eight games and registering 17 total points.

• Biggest reason he transferred to UTA was his relationship with new assistant coach Keith Pickens, who was his assistant coach at SEMO the last two years.

- Go-To Food: Chicken Wings
- Bad Habit: Biting His Nails
- Biggest Fear: Failure
- Go-To Social Media App: Instagram
- Off-Day Activity: Playing Fortnite



2



MAKAIH WILLIAMS

LONG BEACH, CA

FR. × G × 6-1 × 185

muh-KIGH

@KaihGuy

@kaihwil2

Prep School: Future College Prep × High School: Capistrano Valley Christian

RECORD HIGHS

POINTS

Career 24 @ Tarleton State (1/4/24)
Season Same As Career

REBOUNDS

Career 8 @ #21Texas (1/1/24)
Season Same As Career

ASSISTS

Career 8, 2x, Last vs. Utah Valley (1/11/24)
Season Same As Career

STEALS

Career 3, 2x, Last @ Tarleton State (1/4/24)
Season Same As Career

FIELD GOALS MADE

Career 8 @ Tarleton State (1/4/24)
Season Same As Career

3-POINTERS MADE

Career 3 @ #21Texas (1/1/24)
Season Same As Career

FREE THROWS MADE

Career 10 vs. Texas State (11/25/23)
Season Same As Career

MINUTES

Career 35 vs. Texas State (11/25/23)
Season Same As Career

BIO BLAST

2023-24: Has hit two game-tying shots with under a minute remaining: a baseline 3-pointer at New Mexico with 5.3 seconds left to make it 80-80, and a driving layup at Tarleton State with 48 seconds to knot the contest at 74-all ... first consecutive double-digit scoring games against Division-I competition with 12 at #21 Texas and a career-high 24 at Tarleton State ... **28 of his 55 boards on the season (51%) have come in the last six games.**

2022-23 AT FUTURE COLLEGE PREP: Completed a post-graduate year in southern California where he averaged team highs of 21.7 points, 6.4 assists and 3.1 steals over 23 games, while also ranking 2nd on the team in rebounding at 7.7.

PAINT TOUCHES

• 3-star recruit who originally committed to Wyoming in November of 2022, but re-opened his recruitment in February. He also had interest from Ole Miss, San Francisco, Utah State and others.

• Has his own Christian and sports-inspired clothing line that he started his junior year of high school named EZ WURK.

MORE INFO ON EZ WURK: PAGE 8

• **HIGH SCHOOL:** Averaged 18.6 points, 6.1 rebounds, 4.9 assists and 3.3 steals as a senior ... 39th-ranked recruit in California ... California Interscholastic Federation (CIF) Open Division Second Team selection ... First Team All-League as a senior, and received Second Team honors as a junior and sophomore.

MISCELLANEOUS

	Season	Career
Double-Figure Points	8	8
20+ Points	1	1
Double-Doubles	--	--
3+ 3-Pointers	1	1
5+ Assists	8	8
3+ Steals	2	2

- **Go-To Food Restaurant:** Cheesecake Factory
- **Bucket List:** Travel The World
- **Birthplace:** Virginia
- **Pet Peeve:** Laziness
- **Roommate:** Kade Douglas; best thing about him as a roommate is that he's extremely clean and neat.

GAME-BY-GAME STATS


Opponent	Date	GS	MIN	Total		3-Pointers		Free throws		Rebounds				PF	A	TO	BLK	STL	PTS	AVG
				FG-FGA	PCT	3FG-3FGA	PCT	FT-FTA	PCT	OFF	DEF	TOT	AVG							
Oral Roberts	11/06/2023		18:30	2-4	.500	1-2	.500	3-4	.750	0	2	2	2.0	5	5	0	0	0	8	8.0
UT Tyler	11/11/2023		17:41	3-6	.500	2-5	.400	3-4	.750	1	2	3	2.5	4	6	2	0	0	11	9.5
at New Mexico	11/16/2023		25:35	2-8	.250	1-3	.333	5-7	.714	0	1	1	2.0	2	0	4	0	0	10	9.7
at Arizona	11/19/2023		20:46	3-6	.500	1-2	.500	0-1	.000	1	2	3	2.3	2	1	4	1	1	7	9.0
Alcorn	11/22/2023	*	19:05	2-6	.333	1-4	.250	0-0	.000	2	1	3	2.4	1	3	0	1	0	5	8.2
Texas St.	11/25/2023	*	34:56	2-9	.222	0-2	.000	10-14	.714	0	2	2	2.3	3	6	2	1	3	14	9.2
Abilene Christian	11/29/2023	*	32:24	1-3	.333	0-0	.000	5-6	.833	1	2	3	2.4	2	8	3	1	2	7	8.9
at Grand Canyon	12/02/2023	*	32:44	3-8	.375	1-2	.500	3-4	.750	1	2	3	2.5	5	1	7	0	1	10	9.0
North Texas-Dallas	12/06/2023	*	19:54	3-5	.600	2-3	.667	0-0	.000	0	5	5	2.8	1	5	0	0	0	8	8.9
vs Air Force	12/16/2023	*	19:45	2-3	.667	0-0	.000	4-4	1.000	1	1	2	2.7	4	0	3	0	1	8	8.8
at Texas Tech	12/21/2023	*	16:22	1-5	.200	1-4	.250	0-0	.000	0	0	0	2.5	1	0	1	0	0	3	8.3
at North Texas	12/23/2023	*	22:08	1-8	.125	0-2	.000	0-2	.000	2	4	6	2.8	3	0	3	0	1	2	7.8
at Texas	01/01/2024	*	30:44	4-4	1.000	3-3	1.000	1-1	1.000	2	6	8	3.2	3	0	3	1	1	12	8.1
at Tarleton St.	01/04/2024	*	29:17	8-13	.615	2-4	.500	6-8	.750	2	4	6	3.4	2	1	4	0	3	24	9.2
at SFA	01/06/2024	*	32:09	4-8	.500	0-1	.000	1-6	.167	1	2	3	3.3	4	5	3	0	0	9	9.2
Utah Valley	01/11/2024	*	26:01	5-8	.625	2-3	.667	1-2	.500	0	3	3	3.3	5	8	3	0	2	13	9.4
Seattle U	01/13/2024	*	23:49	3-4	.750	1-2	.500	4-5	.800	0	2	2	3.2	5	5	5	0	0	11	9.5
Totals		13	421:49	49-108	.454	18-42	.429	46-68	.676	14	41	55	3.2	52	54	47	5	15	162	9.5

Player Averages

Games Played	Minutes/game	Points/game	FG Pct	3FG Pct	FT Pct	Rebounds/game	Assists/game	Turnovers/game	Assist/Turnover ratio	Steals/game	Blocks/game
17	24.8	9.5	45.4	42.9	67.6	3.2	3.2	2.8	1.1	0.9	0.3

CAREER STATS

SEASON	TEAM	GP-GS	MIN/AVG	Field Goals		3-Point		F-Throws		Rebounds				Scoring						
				FG-FGA	FG%	3FG-3FGA	3FG%	FT-FTA	FT%	OFF	DEF	TOT	AVG	PF-FO	A	TO	BLK	STL	PTS	AVG
2023-24	UTA	17-13	422/24.8	49-108	.454	18-42	.429	46-68	.676	14	41	55	3.2	52-4	54	47	5	15	162	9.5
TOTAL		17-13	422/24.8	49-108	.454	18-42	.429	46-68	.676	14	41	55	3.2	52-4	54	47	5	15	162	9.5



DAJUAN GORDON

CHICAGO, IL

CR. x G x 6-5 x 195

deja-juan

@Thatboyquaye

@thatboyquaye



COMPLETE BIO

Previous Schools: New Mexico State / Missouri / Kansas State x High School: Curie Metropolitan

RECORD HIGHS

POINTS	
Career	24 vs. Oral Roberts (11/6/23)
Season	Same As Career
REBOUNDS	
Career	15 vs. Air Force (12/16/23)
Season	Same As Career
ASSISTS	
Career	5, 3x, Last vs. Abilene Christian (11/29/23)
Season	5, 2x, Last vs. Abilene Christian (11/29/23)
STEALS	
Career	4, 4x, Last vs. Abilene Christian (11/29/23)
Season	4, 2x, Last vs. Abilene Christian (11/29/23)
FIELD GOALS MADE	
Career	8 vs. Oral Roberts (11/6/23)
Season	Same As Career
3-POINTERS MADE	
Career	4, 4x, Last vs. UT Tyler (11/11/23)
Season	4 vs. UT Tyler (11/11/23)
FREE THROWS MADE	
Career	11 @ Iowa State (12/15/20)
Season	9 vs. Utah Valley (1/11/24)
MINUTES	
Career	39 vs. Oklahoma State (1/9/21)
Season	36 @ New Mexico (11/16/23)

BIO BLAST

One of just five players nationally against a D-I opponent this year to come off the bench and record at least 15 points and 15 rebounds in a game when he accomplished that feat against Air Force on Dec. 16.

WAC PLAYER OF THE WEEK (NOV. 13)

REACHED 1,000 CAREER POINTS ON DEC. 6 AGAINST UNT DALLAS

2023-24: Four double-doubles to tie for the 3rd most in the WAC and one behind the leaders, including teammate Shemar Wilson ... pair of 20-point games: 24 versus Oral Roberts and 22 against Utah Valley.

2022-23 AT NEW MEXICO STATE: Averaged a career-high 9.3 points, 5.1 rebounds and 1.3 steals in 23 games.

PAINT TOUCHES

As a junior at Missouri (2021-22), he started all 32 games, averaging 8.3 points and 4 rebounds ... delivered 13 outings of double-figure points ... led Mizzou in rebounding four times.

His sophomore season at Kansas State (2020-21) he averaged 9.1 points and 5.5 rebounds ... posted a team-high four double-doubles ... finished as one of just four guards in the Big 12 to rank among the league's top-15 players in rebounding.

He was the only K-State freshman in 2019-20 to appear in all 32 games, making 11 starts ... reached double-figure points six times during the year.

A near top-150 prospect coming out of high school by most recruiting services ... jumped 73 spots in the final Rivals150, which was the largest jump by any player in the country ... #3 prospect in Illinois by 247Sports.

MISCELLANEOUS

	Season	Career
Double-Figure Points	10	56
20+ Points	2	2
Double-Doubles	4	9
Double-Figure Rebounds	4	10
3+ 3-Pointers	2	12
3+ Steals	4	15

Received his undergrad in Individualized Studies from New Mexico State this summer and is currently pursuing an advertising degree.

Fractured his left foot his sophomore year at K-State.

Bad Habit: Staying Up Too Late

GAME-BY-GAME STATS

Opponent	Date	GS	MIN	Total		3-Pointers		Free throws		Rebounds				PF	A	TO	BLK	STL	PTS	AVG	
				FG-FGA	PCT	3FG-3FGA	PCT	FT-FTA	PCT	OFF	DEF	TOT	AVG								
Oral Roberts	11/06/2023	*	35:27	8-20	.400	1-8	.125	7-7	1.000	5	9	14	14.0	2	0	3	0	2	24	24.0	
UT Tyler	11/11/2023	*	23:06	5-9	.556	4-7	.571	0-0	.000	1	10	11	12.5	1	4	2	0	4	14	19.0	
at New Mexico	11/16/2023	*	35:42	5-17	.294	0-6	.000	3-4	.750	3	11	14	13.0	3	5	4	0	0	13	17.0	
at Arizona	11/19/2023	*	27:39	1-6	.167	0-2	.000	0-0	.000	0	4	4	10.8	3	4	2	0	0	2	13.3	
Alcorn	11/22/2023	*	19:49	1-4	.250	1-4	.250	0-0	.000	2	6	8	10.2	3	4	3	0	0	3	11.2	
Texas St.	11/25/2023	*	25:05	0-3	.000	0-3	.000	0-0	.000	1	7	8	9.8	5	2	4	1	1	0	9.3	
Abilene Christian	11/29/2023	*	32:54	5-9	.556	2-4	.500	4-4	1.000	0	4	4	9.0	3	5	4	0	4	16	10.3	
at Grand Canyon	12/02/2023	*	33:57	4-12	.333	0-2	.000	2-3	.667	1	2	3	8.3	5	3	4	0	1	10	10.3	
North Texas-Dallas	12/06/2023	*	25:14	4-14	.286	3-9	.333	2-6	.333	3	6	9	8.3	1	1	4	0	3	13	10.6	
vs Air Force	12/16/2023	*	27:38	3-10	.300	2-5	.400	7-8	.875	4	11	15	9.0	3	4	5	0	1	15	11.0	
at Texas Tech	12/21/2023	*	18:18	3-5	.600	1-3	.333	0-0	.000	1	2	3	8.4	2	1	2	0	2	7	10.6	
at North Texas	12/23/2023	*	28:55	1-3	.333	0-2	.000	1-2	.500	0	7	7	8.3	1	3	2	0	1	3	10.0	
at Texas	01/01/2024	*	20:03	0-3	.000	0-1	.000	0-1	.000	2	2	4	7.9	5	1	4	0	0	0	9.2	
at Tarleton St.	01/04/2024	*	29:11	5-10	.500	1-4	.250	5-7	.714	1	3	4	7.6	1	1	3	0	1	16	9.7	
Utah Valley	01/11/2024	*	33:05	6-8	.750	1-2	.500	9-10	.900	1	5	6	7.5	5	1	1	1	3	22	10.5	
Seattle U	01/13/2024	*	28:35	5-6	.833	1-2	.500	5-9	.556	4	4	8	7.6	4	1	2	0	0	16	10.9	
Totals			13	444:38	56-139	.403	17-64	.266	45-61	.738	29	92	121	7.6	47	40	49	2	23	174	10.9

Player Averages

Games Played	Minutes/game	Points/game	FG Pct	3FG Pct	FT Pct	Rebounds/game	Assists/game	Turnovers/game	Assist/Turnover ratio	Steals/game	Blocks/game
16	27.8	10.9	40.3	26.6	73.8	7.6	2.5	3.1	0.8	1.4	0.1

CAREER STATS

SEASON	TEAM	GP-GS	MIN/AVG	Field Goals		3-Point		F-Throws		Rebounds				Scoring						
				FG-FGA	FG%	3FG-3FGA	3FG%	FT-FTA	FT%	OFF	DEF	TOT	AVG	PF-FO	A	TO	BLK	STL	PTS	AVG
2019-20	KState	32-11	771/24.1	78-176	.443	24-73	.329	21-32	.656	52	58	110	3.4	72-1	23	50	5	40	201	6.3
2020-21	KState	25-22	713/28.5	81-216	.375	18-83	.217	48-63	.762	36	102	138	5.5	62-0	35	60	1	30	228	9.1
2021-22	MIZ	32-32	784/24.5	96-236	.407	36-99	.364	38-51	.745	39	88	127	4.0	88-3	38	61	8	26	266	8.3
2022-23	NMSU	23-16	617/26.8	71-185	.384	24-88	.273	48-63	.762	34	84	118	5.1	68-3	18	46	6	30	214	9.3
2023-24	UTA	16-13	445/27.8	56-139	.403	17-64	.266	45-61	.738	29	92	121	7.6	47-4	40	49	2	23	174	10.9
TOTAL FOR UTA	16-13	445/27.8	56-139	.403	17-64	.266	45-61	.738	29	92	121	7.6	47-4	40	49	2	23	174	10.9	
TOTAL	128-94	3330/26.0	382-952	.401	119-407	.292	200-270	.741	190	424	614	4.8	337-11	154	266	22	149	1083	8.5	



COMPLETE BIO

4



AKILI VINING

FORT WORTH, TX

GR. × G × 6-2 × 185

uh-KEEL-ee VINE-ing



Previous Schools: Texas Wesleyan / West Florida / McLennan CC / Jacksonville (TX) × High School: North Crowley

RECORD HIGHS

POINTS

Career 45 vs. Wayland Baptist (1/12/23)
Season 16, 2x, Last @ Stephen F. Austin (1/6/24)

REBOUNDS

Career 11 vs. North American (12/20/22)
Season 8 @ Texas Tech (12/21/23)

ASSISTS

Career 9, 2x, Last vs. North American (12/20/22)
Season 8, 2x, Last vs. Seattle U (1/13/24)

STEALS

Career 4 @ John Brown (1/21/23)
Season 2, 5x, Last @ Stephen F. Austin (1/6/24)

FIELD GOALS MADE

Career 16 vs. Wayland Baptist (1/12/23)
Season 6, 2x, Last @ Stephen F. Austin (1/6/24)

3-POINTERS MADE

Career 5, 3x, Last vs. SAGU (1/28/23)
Season 4, 3x, Last @ Stephen F. Austin (1/6/24)

FREE THROWS MADE

Career 10, 5x, Last vs. Sunrise Christian (11/8/19)
Season 5 vs. Seattle U (1/13/24)

MINUTES

Career 48 vs. Our Lady of the Lake (11/5/22)
Season 33, 2x, Last @ Stephen F. Austin (1/6/24)

MISCELLANEOUS

	Season	Career
Double-Figure Points	7	70
20+ Points	--	17
Double-Doubles	--	3
3+ 3-Pointers	4	22
5+ Assists	4	51
3+ Steals	--	13

• He got put on scholarship this summer. During a film session and subsequent practice, coach Turner was intentionally getting on him/singling him out for not having purchased his books for the fall semester yet. Lacking funds to do so, Vining didn't intend to; however, in a team huddle at the end of practice Sterling Gaston-Chapman told Vining he could get the books now that he was put on scholarship.

BIO BLAST

2023-24: Season bests of 16 points and 8 rebounds at Texas Tech ... 16 points at SFA to tie his season high ... 14 points in consecutive games versus Texas State and Abilene Christian ... **11.6 PPG over the last seven games; 6.8 PPG in the first 10 contests.**

2022-23 AT TEXAS WESLEYAN: Averaged 17.5 points, 5 rebounds, 3.1 assists and 1.4 steals over 29 games ... 45-point outburst against Wayland Baptist ... scored 20+ points 11 times, including a pair of 29-point performances.

2021-22 AT TEXAS WESLEYAN: Played in just one game: a 16-point performance versus Wayland Baptist on Jan. 8.

2020-21 AT WEST FLORIDA: Averaged 6 points, 1.6 rebounds and 1.3 assists.

GAME-BY-GAME STATS

Opponent	Date	GS	MIN	Total		3-Pointers		Free throws		Rebounds				PF	A	TO	BLK	STL	PTS	AVG	
				FG-FGA	PCT	3FG-3FGA	PCT	FT-FTA	PCT	OFF	DEF	TOT	AVG								
Oral Roberts	11/06/2023	*	33:22	5-12	.417	4-7	.571	0-0	.000	0	3	3	3.0	3	1	1	0	0	14	14.0	
UT Tyler	11/11/2023	*	17:54	2-4	.500	2-3	.667	0-0	.000	1	2	3	3.0	1	3	1	0	0	6	10.0	
at New Mexico	11/16/2023	*	21:01	2-5	.400	0-2	.000	0-0	.000	0	1	1	2.3	2	1	1	0	1	4	8.0	
at Arizona	11/19/2023	*	15:39	1-4	.250	1-2	.500	0-0	.000	0	2	2	2.3	1	2	2	0	0	3	6.8	
Alcorn	11/22/2023		28:09	2-8	.250	0-5	.000	3-3	1.000	0	5	5	2.8	1	8	0	0	0	7	6.8	
Texas St.	11/25/2023	*	23:57	6-7	.857	0-1	.000	2-2	1.000	0	2	2	2.7	4	1	1	0	0	14	8.0	
Abilene Christian	11/29/2023	*	25:55	5-9	.556	2-4	.500	2-3	.667	0	0	0	2.3	3	2	3	1	1	14	8.9	
at Grand Canyon	12/02/2023		08:09	0-3	.000	0-1	.000	0-0	.000	0	0	0	2.0	1	1	0	0	0	0	7.8	
North Texas-Dallas	12/06/2023		12:31	1-5	.200	0-1	.000	2-2	1.000	0	1	1	1.9	2	0	0	0	2	4	7.3	
vs Air Force	12/16/2023		30:32	1-3	.333	0-1	.000	0-0	.000	0	3	3	2.0	3	3	1	0	2	2	6.8	
at Texas Tech	12/21/2023		32:05	5-11	.455	4-6	.667	2-2	1.000	0	8	8	2.5	0	3	3	1	1	16	7.6	
at North Texas	12/23/2023		25:23	3-6	.500	2-5	.400	1-2	.500	1	1	2	2.5	2	0	1	0	2	9	7.8	
at Texas	01/01/2024		29:33	3-11	.273	2-6	.333	0-0	.000	1	2	3	2.5	1	2	2	0	2	8	7.8	
at Tarleton St.	01/04/2024		29:25	3-7	.429	2-4	.500	2-2	1.000	0	4	4	2.6	2	4	2	1	0	10	7.9	
at SFA	01/06/2024	*	33:15	6-13	.462	4-7	.571	0-2	.000	0	4	4	2.7	0	5	2	1	2	16	8.5	
Utah Valley	01/11/2024	*	24:60	4-8	.500	3-6	.500	2-2	1.000	0	1	1	2.6	3	5	2	0	1	13	8.8	
Seattle U	01/13/2024	*	31:14	2-7	.286	0-5	.000	5-6	.833	1	4	5	2.8	4	8	2	0	1	9	8.8	
Totals			9	423:03	51-123	.415	26-66	.394	21-26	.808	4	43	47	2.8	33	49	24	4	15	149	8.8

Player Averages

Games Played	Minutes/game	Points/game	FG Pct	3FG Pct	FT Pct	Rebounds/game	Assists/game	Turnovers/game	Assist/Turnover ratio	Steals/game	Blocks/game
17	24.9	8.8	41.5	39.4	80.8	2.8	2.9	1.4	2.0	0.9	0.2

CAREER STATS (D-1 ONLY)

SEASON	TEAM	GP-GS	MIN/AVG	Field Goals		3-Point		F-Throws		Rebounds				Scoring						
				FG-FGA	FG%	3FG-3FGA	3FG%	FT-FTA	FT%	OFF	DEF	TOT	AVG	PF-FO	A	TO	BLK	STL	PTS	AVG
2023-24	UTA	17-9	423/24.9	51-123	.415	26-66	.394	21-26	.808	4	43	47	2.8	33-0	49	24	4	15	149	8.8
TOTAL		17-9	423/24.9	51-123	.415	26-66	.394	21-26	.808	4	43	47	2.8	33-0	49	24	4	15	149	8.8



BRANDYN TALBOT

TORONTO, ONTARIO JR. × G × 6-5 × 181

brand-IN

@brandyn

@brandyn



COMPLETE BIO

High School: Dream City Christian (Glendale, Ariz.)

RECORD HIGHS

POINTS

Career 15, 3x, Last vs. Grand Canyon (3/7/23)
Season 14 vs. Abilene Christian (11/29/23)

REBOUNDS

Career 8 vs. Howard Payne (12/22/20)
Season 7 @ New Mexico (11/16/23)

ASSISTS

Career 8 vs. Utah Tech (2/25/23)
Season 5, 2x, Last vs. UT Tyler (11/11/23)

STEALS

Career 2, 2x, Last @ LSU (12/2/22)
Season 1, 5x, Last @ Grand Canyon (12/2/23)

FIELD GOALS MADE

Career 5, 5x, Last vs. Abilene Christian (11/29/23)
Season 5 vs. Abilene Christian (11/29/23)

3-POINT FIELD GOALS MADE

Career 5, 3x, Last vs. Grand Canyon (3/7/23)
Season 4, 2x, Last vs. Abilene Christian (11/29/23)

FREE THROWS MADE

Career 4, 2x, Last @ San Francisco (12/19/22)
Season 3 vs. Seattle U (1/13/24)

MINUTES

Career 34, 2x, Last vs. Texas State (11/25/23)
Season 34 vs. Texas State (11/25/23)

MISCELLANEOUS

	Season	Career
Double-Figure Points	3	12
20+ Points	--	--
5+ 3-Pointers	--	3
3+ Rebounds	6	15
Games w/ A Steal	5	14

• **First Job:** Construction worker putting down garage flooring.

• **Bucket List:** Travel to another continent.

• **Pet Peeve:** Lying | • **Fear:** Death

• **Go-To Food:** In-N-Out Burger

• **Must-Have App:** Instagram

CAREER STATS

SEASON	TEAM	GP-GS	MIN/AVG	Field Goals		3-Point		F-Throws		Rebounds				Scoring						
				FG-FGA	FG%	3FG-3FGA	3FG%	FT-FTA	FT%	OFF	DEF	TOT	AVG	PF	FO	A	TO	BLK	STL	PTS
2020-21	UTA	12-0	100/8.3	12-38	.316	8-28	.286	7-12	.583	0	15	15	1.3	11-0	7	12	1	1	39	3.3
2021-22	UTA	24-3	281/11.7	29-85	.341	23-73	.315	2-2	1.000	2	18	20	0.8	15-0	14	19	1	6	83	3.5
2022-23	UTA	30-1	475/15.8	52-147	.354	38-109	.349	17-18	.944	2	29	31	1.0	34-1	48	20	3	6	159	5.3
2023-24	UTA	14-10	297/21.2	32-88	.364	21-63	.333	7-9	.778	10	23	33	2.4	18-0	27	13	1	5	92	6.6
TOTAL		80-14	1152/14.4	125-358	.349	90-273	.330	33-41	.805	14	85	99	1.2	78-1	96	64	6	18	373	4.7

BIO BLAST

Returned at Tarleton State after missing three games with a concussion.

Had made 19-straight free throws from Nov. 12, 2022, until a miss in the final minute on Jan. 11, 2024.

2023-24: Four double-figure point games: 11 (Seattle U), 14 (Abilene Christian), 12 (Alcorn) and 11 (Oral Roberts) ... **five 3-pointers the last two games; five 3s total the prior six games.**

2022-23: Averaged 5.3 points and 1.6 assists ... over the final seven games of the season following a coaching coach, he made 19 3-pointers; in his first 20 games of the year versus Division-I competition he knocked down 15.

GAME-BY-GAME STATS

Opponent	Date	GS	MIN	Total		3-Pointers		Free throws		Rebounds				PF	A	TO	BLK	STL	PTS	AVG	
				FG-FGA	PCT	3FG-3FGA	PCT	FT-FTA	PCT	OFF	DEF	TOT	AVG								
Oral Roberts	11/06/2023	*	26:17	3-8	.375	3-5	.600	2-2	1.000	2	1	3	3.0	2	5	2	0	1	11	11.0	
UT Tyler	11/11/2023	*	17:38	2-6	.333	1-5	.200	0-0	.000	0	0	0	1.5	0	5	2	0	0	5	8.0	
at New Mexico	11/16/2023	*	27:39	3-10	.300	1-5	.200	0-0	.000	1	6	7	3.3	3	2	1	0	1	7	7.7	
at Arizona	11/19/2023	*	25:06	2-9	.222	1-8	.125	0-0	.000	0	0	0	2.5	1	2	1	0	1	5	7.0	
Alcorn	11/22/2023	*	29:40	4-8	.500	4-8	.500	0-0	.000	1	2	3	2.6	1	1	1	0	1	12	8.0	
Texas St.	11/25/2023	*	33:33	4-9	.444	1-4	.250	0-0	.000	0	2	2	2.5	1	1	1	0	0	9	8.2	
Abilene Christian	11/29/2023	*	25:58	5-8	.625	4-6	.667	0-0	.000	0	2	2	2.4	3	2	2	0	0	14	9.0	
at Grand Canyon	12/02/2023	*	09:41	0-1	.000	0-1	.000	0-0	.000	0	1	1	2.3	3	1	0	0	1	0	7.9	
North Texas-Dallas	12/06/2023	*	15:04	2-3	.667	1-1	1.000	0-0	.000	1	1	2	2.2	0	1	0	0	0	5	7.6	
vs Air Force	12/16/2023	*	14:21	1-4	.250	0-2	.000	0-0	.000	0	1	1	2.1	2	1	0	0	0	2	7.0	
at Tarleton St.	01/04/2024		11:39	0-2	.000	0-1	.000	0-0	.000	1	2	3	2.2	0	0	0	0	0	0	6.4	
at SFA	01/06/2024		08:56	0-4	.000	0-4	.000	2-2	1.000	0	0	0	2.0	0	1	0	0	0	2	6.0	
Utah Valley	01/11/2024		24:04	3-6	.500	3-6	.500	0-1	.000	2	3	5	2.2	1	3	1	1	0	9	6.2	
Seattle U	01/13/2024		27:45	3-10	.300	2-7	.286	3-4	.750	2	2	4	2.4	1	2	2	0	0	11	6.6	
Totals			10	297:22	32-88	.364	21-63	.333	7-9	.778	10	23	33	2.4	18	27	13	1	5	92	6.6

Player Averages

Games Played	Minutes/game	Points/game	FG Pct	3FG Pct	FT Pct	Rebounds/game	Assists/game	Turnovers/game	Assist/Turnover ratio	Steals/game	Blocks/game
14	21.2	6.6	36.4	33.3	77.8	2.4	1.9	0.9	2.1	0.4	0.1

11



DWAYNE KOROMA

BERLIN, GERMANY

R-SO. × F × 6-8 × 205

kuh-rome-uh

@dwayneleroy2

@dwaynekoroma



COMPLETE BIO

Previous Schools: Salt Lake Community College / Iona × High School: Bishop Walsh (MD)

RECORD HIGHS

POINTS

Career 18 vs. Casper (11/4/22)
D-I 12 vs. Alcorn State (11/22/23)
Season Same As D-I

REBOUNDS

Career 11, 4x, Last vs. Oral Roberts (11/6/23)
D-I 11 vs. Oral Roberts (11/6/23)
Season Same As D-I

OFFENSIVE REBOUNDS

Career 6, 2x, Last vs. Oral Roberts (11/6/23)
D-I 6 vs. Oral Roberts (11/6/23)
Season Same As D-I

ASSISTS

Career 8 @ Community Christian (CA) (1/6/23)
D-I 3, 4x, Last vs. Alcorn State (11/22/23)
Season 3 vs. Alcorn State (11/22/23)

BLOCKS

Career 3 @ Community Christian (CA) (1/6/23)
D-I 2 vs. Morgan State (12/8/20)
Season 1, 4x, Last vs. Seattle U (1/13/24)

FIELD GOALS MADE

Career 8 vs. Eastern Wyoming (11/19/22)
D-I 6 vs. Alcorn State (11/22/23)
Season Same As D-I

FREE THROWS MADE

Career 12 vs. Casper (11/4/22)
D-I 4 @ Grand Canyon (12/2/23)
Season Same As D-I

MINUTES

Career 31 @ Grand Canyon (12/2/23)
D-I Same As Career
Season Same As Career

MISCELLANEOUS

Season Career

Double-Figure Points 2 16
15+ Points -- 6
Double-Doubles -- 4
Double-Figure Rebounds 1 5
5+ Offensive Rebounds 1 2
3+ Assists 1 11
3+ Steals -- 4

CAREER STATS (D-I ONLY)

SEASON	TEAM	GP-GS	MIN/AVG	Field Goals	3-Point	F-Throws	Rebounds	Scoring												
				FG-FGA	FG%	3FG-3FGA	3FG%	FT-FTA	FT%	OFF	DEF	TOT	AVG	PF-FO	A	TO	BLK	STL	PTS	AVG
2020-21	Iona	18-12	274/15.2	21-49	.429	1-6	.167	5-15	.333	17	45	62	3.4	51-4	20	22	4	6	48	2.7
2023-24	UTA	16-14	308/19.3	28-51	.549	1-8	.125	17-31	.548	30	28	58	3.6	35-2	14	17	4	9	74	4.6
TOTAL FOR UTA		16-14	308/19.3	28-51	.549	1-8	.125	17-31	.548	30	28	58	3.6	35-2	14	17	4	9	74	4.6
TOTAL		34-26	582/17.1	49-100	.490	2-14	.143	22-46	.478	47	73	120	3.5	86-6	34	39	8	15	122	3.6

BIO BLAST

Transferred to UTA from Salt Lake Community College after beginning his career at Division-I Iona.

2023-24: Pair of double-figure point games: 12 versus Alcorn and 10 at Grand Canyon ... DNP (rest) vs. UNT Dallas.

2022-23 AT SALT LAKE CC: Averaged 9 points, 5 rebounds, 1.6 assists and 1.1 steals ... helped the Bruins to the NJCAA Tournament Second Round.

2021-22 AT SALT LAKE CC: Utilized a redshirt season and did not play after enrolling and transferring in mid-year.

2020-21 AT IONA: Appeared in all 18 games for Iona during the COVID-impacted year ... made 10-straight starts to end the year, including the MAAC Championship and Iona's NCAA Tournament contest against Alabama.

GAME-BY-GAME STATS

Opponent	Date	GS	MIN	FG-FGA	PCT	3FG-3FGA	PCT	FT-FTA	PCT	Rebounds	PF	A	TO	BLK	STL	PTS	AVG			
Oral Roberts	11/06/2023	*	26:56	1-2	.500	0-1	.000	1-2	.500	6	5	11	11.0	4	0	3	3.0			
UT Tyler	11/11/2023	*	21:03	3-7	.429	0-3	.000	0-0	.000	1	4	5	8.0	2	2	0	1	6	4.5	
at New Mexico	11/16/2023	*	24:51	0-0	.000	0-0	.000	0-0	.000	2	3	5	7.0	5	2	1	0	1	0	3.0
at Arizona	11/19/2023	*	22:34	2-4	.500	0-1	.000	2-6	.333	2	3	5	6.5	1	2	1	0	3	6	3.8
Alcorn	11/22/2023	*	29:38	6-9	.667	0-1	.000	0-1	.000	3	1	4	6.0	2	3	1	0	0	12	5.4
Texas St.	11/25/2023	*	26:58	2-4	.500	0-1	.000	3-4	.750	0	3	3	5.5	5	2	3	1	0	7	5.7
Abilene Christian	11/29/2023	*	09:46	2-3	.667	0-0	.000	1-2	.500	0	1	1	4.9	1	0	1	0	0	5	5.6
at Grand Canyon	12/02/2023	*	30:54	3-4	.750	0-0	.000	4-4	1.000	3	5	8	5.3	2	1	0	0	0	10	6.1
vs Air Force	12/16/2023	*	11:54	1-2	.500	0-0	.000	0-0	.000	1	0	1	4.8	1	1	1	0	1	2	5.7
at Texas Tech	12/21/2023	*	18:38	2-2	1.000	0-0	.000	0-0	.000	4	0	4	4.7	2	1	1	0	0	4	5.5
at North Texas	12/23/2023	*	13:12	1-3	.333	0-0	.000	1-2	.500	1	0	1	4.4	1	0	2	1	0	3	5.3
at Texas	01/01/2024	*	08:37	1-2	.500	0-0	.000	0-0	.000	1	0	1	4.1	0	0	0	0	0	2	5.0
at Tarleton St.	01/04/2024	*	20:55	1-2	.500	0-0	.000	0-0	.000	2	2	4	4.1	3	0	1	0	1	2	4.8
at SFA	01/06/2024	*	14:42	0-1	.000	0-0	.000	3-6	.500	2	1	3	4.0	2	0	1	0	2	3	4.6
Utah Valley	01/11/2024		15:27	2-4	.500	1-1	1.000	2-4	.500	1	0	1	3.8	3	0	0	0	0	7	4.8
Seattle U	01/13/2024		12:02	1-2	.500	0-0	.000	0-0	.000	1	0	1	3.6	1	0	1	1	0	2	4.6
Totals		14	308:08	28-51	.549	1-8	.125	17-31	.548	30	28	58	3.6	35	14	17	4	9	74	4.6

Player Averages

Games Played	Minutes/game	Points/game	FG Pct	3FG Pct	FT Pct	Rebounds/game	Assists/game	Turnovers/game	Assist/Turnover ratio	Steals/game	Blocks/game
16	19.3	4.6	54.9	12.5	54.8	3.6	0.9	1.1	0.8	0.6	0.3


Last year at Salt Lake CC, he shot a gaudy 70.1% (94-134) from the floor, which was the 5th-highest percentage nationally. He was the only player in the country to connect at a 70% rate from the floor and the free throw line (72.1). The last time a JUCO player at any level (Division I, II or III) shot at least 70% from both the field and charity stripe for a season was 2019-20.

PAINT TOUCHES

- Grew up in Germany but moved to the United States in September of 2019 to complete his senior year of high school at Bishop Walsh in Cumberland, Md., where he was rated as a 3-star recruit.
- Played club ball in Europe for the Berlin Tigers.
- Cousin, Brandon Coleman, is a starting offensive lineman at TCU.
- Plays chess online.



12



OUT INDEFINITELY (ANKLE INJURY)


FREDS PAULS BAGATSKIS

RIGA, LATVIA

SO. × F × G-8 × 180

@fredspauls

COMPLETE BIO



Previous Schools: Georgia Tech × High School: Complejo Educativo Mas Camarena (Valencia, Spain)

RECORD HIGHS

POINTS	
Career	11 vs. UT Tyler (11/11/23)
Season	Same As Career
REBOUNDS	
Career	3 vs. UT Tyler (11/11/23)
Season	Same As Career
ASSISTS	
Career	
Season	
STEALS	
Career	
Season	
FIELD GOALS MADE	
Career	3 vs. UT Tyler (11/11/23)
Season	Same As Career
3-POINTERS MADE	
Career	3 vs. UT Tyler (11/11/23)
Season	Same As Career
FREE THROWS MADE	
Career	2 vs. UT Tyler (11/11/23)
Season	Same As Career
MINUTES	
Career	18 vs. UT Tyler (11/11/23)
Season	Same As Career

BIO BLAST

Has not played since Nov. 11 due to an ankle injury suffered in practice the week of Nov. 13 ... had surgery in mid-December and is expected to miss the rest of the season.

Transferred to UTA from Georgia Tech following his freshman season in 2022-23 ... can stretch the floor with his long-range shooting prowess, and boasts a wealth of international experience ... chose Georgia Tech over Xavier and several other notable Big East programs ... played sparingly with the Yellow Jackets, who employed an extremely minimal rotation.

2022-23 AT GEORGIA TECH: Played in nine games, including five ACC contests ... scored his first collegiate points on a 3-pointer against Marquette (Nov. 23).

PAINT TOUCHES

- Moved from Latvia to Valencia, Spain, at the age of 14 to attend school and better develop his game at one of the elite facilities in Europe.
- Father, Ainars, played professionally in Europe and for the Latvian National Team for two decades before going on to be the head coach of the national side from 2011-17. Ainars is currently the head coach of CSO Voluntari in Romania.
- Ainars was previously the head coach of the Ukraine National Team from 2019-22; at the time he was just the second non-native Ukrainian to serve as the country's head coach (American Mike Fratello from 2011-14).
- Freds learned his shooting aptitude from his father, who earned the nickname 'The Golden Hand' as a career 40% 3-point shooter and 90% free-throw maker. He is still the all-time leading scorer for the Latvian National Team.

MISCELLANEOUS

	Season	Career
Double-Figure Points	1	1
20+ Points	--	--
Double-Doubles	--	--
5+ 3-Pointers	--	--
3+ Assists	--	--

- Played for the Latvian U16, U18 and U20 teams; the U20 event took place this summer (more info: page 5).
- In 2021-22, he played for Valencia's club team in Spain's LEB Silver League.
- Suited up for Valencia's U18 team from 2019-21, averaging 8.9 PPG.

GAME-BY-GAME STATS

Opponent	Date	GS	MIN	Total		3-Pointers		Free throws		Rebounds				PF A TO BLK STL PTS AVG							
				FG-FGA	PCT	3FG-3FGA	PCT	FT-FTA	PCT	OFF	DEF	TOT	AVG	PF	A	TO	BLK	STL	PTS	AVG	
Oral Roberts	11/06/2023		03:20	0-1	.000	0-1	.000	1-2	.500	0	0	0	0.0	0	0	0	0	0	0	1	1.0
UT Tyler	11/11/2023		17:55	3-7	.429	3-6	.500	2-3	.667	0	3	3	1.5	0	0	0	0	0	0	11	6.0
Totals		0	21:15	3-8	.375	3-7	.429	3-5	.600	0	3	3	1.5	0	0	0	0	0	0	12	6.0

Player Averages

Games Played	Minutes/game	Points/game	FG Pct	3FG Pct	FT Pct	Rebounds/game	Assists/game	Turnovers/game	Assist/Turnover ratio	Steals/game	Blocks/game
2	10.6	6.0	37.5	42.9	60.0	1.5	0.0	0.0	0.0	0.0	0.0

CAREER STATS

SEASON	TEAM	GP-GS	MIN/AVG	Field Goals		3-Point		F-Throws		Rebounds				Scoring							
				FG-FGA	FG%	3FG-3FGA	3FG%	FT-FTA	FT%	OFF	DEF	TOT	AVG	PF-FO	A	TO	BLK	STL	PTS	AVG	
2022-23	GaTech	9-0	26/2.9	3-8	.375	2-6	.333	0-0	.000	0	0	0	0.0	3-0	0	0	0	0	0	8	0.9
2023-24	UTA	2-0	21/10.6	3-8	.375	3-7	.429	3-5	.600	0	3	3	1.5	0-0	0	0	0	0	0	12	6.0
TOTAL FOR UTA		2-0	21/10.6	3-8	.375	3-7	.429	3-5	.600	0	3	3	1.5	0-0	0	0	0	0	0	12	6.0
TOTAL		11-0	47/4.3	6-16	.375	5-13	.385	3-5	.600	0	3	3	0.3	3-0	0	0	0	0	0	20	1.8

13



KADE DOUGLAS

LANCASTER, TX

FR. × G × 6-2 × 170



COMPLETE BIO



High School: Lancaster

RECORD HIGHS

POINTS	
Career	20 vs. Alcorn State (11/22/23)
Season	Same As Career
REBOUNDS	
Career	5 vs. Alcorn State (11/22/23)
Season	Same As Career
ASSISTS	
Career	4 vs. Abilene Christian (11/29/23)
Season	Same As Career
STEALS	
Career	1, 3x, Last @ Stephen F. Austin (1/6/24)
Season	Same As Career
FIELD GOALS MADE	
Career	7 vs. Alcorn State (11/22/23)
Season	Same As Career
3-POINTERS MADE	
Career	6 vs. Alcorn State (11/22/23)
Season	Same As Career
FREE THROWS MADE	
Career	3, 3x, Last @ Stephen F. Austin (1/6/24)
Season	Same As Career
MINUTES	
Career	32 @ Stephen F. Austin (1/6/24)
Season	Same As Career

BIO BLAST

The only early signing period commitment of the 2023 Class which occurred in November of 2022 ... 3-star recruit by well-respected recruiting service 247Sports ... ranked as the #39 combo guard in the nation and the #31 overall recruit in Texas ... hometown is just 30 minutes from UTA's campus.

2023-24: 84% of his points (93 of 111) have come via the 3-pointer (31 makes); five games of 3+ triples ... team-high 17 points at #21 Texas on the strength of five 3-pointers.

HIGH SCHOOL: As a senior in 2022-23, he was named the District 14-5A MVP ... 2021-22 District 14-5A First Team ... 2020-21 District 14-5A Sophomore of the Year ... All-State Academic Team member with a 4.0 GPA.

PAINT TOUCHES

Coached by his father, Ferrin, at Lancaster, who won District 14-5A Coach of the Year in 2022-23, and was Co-Coach of the Year in 2021-22.

Best part about being coached by his dad was creating life-long memories. Biggest thing he learned as being a coach's son was accountability.

Won three-straight flag football state championships between 6th-8th grade while playing cornerback.

Wants to get into commercial real estate following his basketball career.

Pet Peeve: People who smack their lips/chew loudly.

Go-To Food Place Back Home: Hickory House

MISCELLANEOUS

	Season	Career
Double-Figure Points	4	4
20+ Points	1	1
Double-Doubles	--	--
5+ 3-Pointers	3	3
5+ Assists	--	--
3+ Steals	--	--

- **Bucket-List Item:** Skydive
- **Bad Habit:** Being Too Hard On Himself

• **Must-Have App:** TikTok

• **Major:** Business Marketing

• **Go-To Food:** Chick-fil-A

• **Roommate:** Makaih Williams

GAME-BY-GAME STATS

Opponent	Date	GS	MIN	Total		3-Pointers		Free throws		Rebounds				Other						
				FG-FGA	PCT	3FG-3FGA	PCT	FT-FTA	PCT	OFF	DEF	TOT	AVG	PF	A	TO	BLK	STL	PTS	AVG
UT Tyler	11/11/2023		13:06	5-11	.455	5-11	.455	3-3	1.000	0	1	1	1.0	1	0	0	0	0	18	18.0
at New Mexico	11/16/2023		04:39	1-4	.250	1-3	.333	0-0	.000	1	0	1	1.0	1	0	0	0	0	3	10.5
at Arizona	11/19/2023		07:18	1-3	.333	1-3	.333	0-0	.000	0	0	0	0.7	0	0	1	0	0	3	8.0
Alcorn	11/22/2023		27:36	7-13	.538	6-12	.500	0-0	.000	1	4	5	1.8	1	3	2	0	0	20	11.0
Texas St.	11/25/2023		12:27	0-2	.000	0-2	.000	1-2	.500	0	3	3	2.0	0	2	0	0	0	1	9.0
Abilene Christian	11/29/2023		19:21	3-6	.500	3-6	.500	0-0	.000	1	1	2	2.0	2	4	2	0	0	9	9.0
at Grand Canyon	12/02/2023		22:00	3-5	.600	3-5	.600	0-1	.000	0	0	0	1.7	3	0	1	0	0	9	9.0
North Texas-Dallas	12/06/2023		23:35	0-3	.000	0-2	.000	0-0	.000	0	1	1	1.6	3	3	1	0	0	0	7.9
vs Air Force	12/16/2023		23:46	3-7	.429	3-7	.429	0-0	.000	0	1	1	1.6	2	3	2	1	1	9	8.0
at Texas Tech	12/21/2023		20:48	3-9	.333	2-8	.250	0-0	.000	0	2	2	1.6	1	1	1	0	0	8	8.0
at North Texas	12/23/2023		17:57	0-5	.000	0-3	.000	0-0	.000	0	0	0	1.5	1	0	2	0	0	0	7.3
at Texas	01/01/2024		31:13	6-12	.500	5-10	.500	0-0	.000	1	1	2	1.5	2	1	2	0	1	17	8.1
at Tarleton St.	01/04/2024		08:20	0-3	.000	0-3	.000	0-0	.000	0	2	2	1.5	0	0	1	0	0	0	7.5
at SFA	01/06/2024	*	31:44	4-10	.400	2-7	.286	3-4	.750	1	3	4	1.7	4	0	2	0	1	13	7.9
Utah Valley	01/11/2024		12:56	0-5	.000	0-4	.000	1-2	.500	1	0	1	1.7	1	1	1	0	0	1	7.4
Seattle U	01/13/2024		04:34	0-2	.000	0-2	.000	0-0	.000	0	0	0	1.6	0	0	0	0	0	0	6.9
Totals		1	281:19	36-100	.360	31-88	.352	8-12	.667	6	19	25	1.6	22	18	18	1	3	111	6.9

Player Averages

Games Played	Minutes/game	Points/game	FG Pct	3FG Pct	FT Pct	Rebounds/game	Assists/game	Turnovers/game	Assist/Turnover ratio	Steals/game	Blocks/game
16	17.6	6.9	36.0	35.2	66.7	1.6	1.1	1.1	1.0	0.2	0.1

CAREER STATS

SEASON	TEAM	GP-GS	MIN/AVG	Field Goals		3-Point		F-Throws		Rebounds				Scoring						
				FG-FGA	FG%	3FG-3FGA	3FG%	FT-FTA	FT%	OFF	DEF	TOT	AVG	PF-FO	A	TO	BLK	STL	PTS	AVG
2023-24	UTA	16-1	281/17.6	36-100	.360	31-88	.352	8-12	.667	6	19	25	1.6	22-0	18	18	1	3	111	6.9
TOTAL		16-1	281/17.6	36-100	.360	31-88	.352	8-12	.667	6	19	25	1.6	22-0	18	18	1	3	111	6.9

22



SHEMAR WILSON

AVONDALE, AZ

SR. × F × 6-9 × 215

shuh-marr

@Shemar21_

@_22shemar



COMPLETE BIO

Previous School: Phoenix College × High School: Tolleson Union

RECORD HIGHS

POINTS

Career 29, 2x, Last @ New Mexico (11/16/23)

D-I 29 @ New Mexico (11/16/23)

Season Same As D-I

REBOUNDS

Career 18 vs. Tohono O'odham (12/4/20)

D-I 16 vs. Hardin-Simmons (11/15/23)

Season 14 vs. Oral Roberts (11/6/23)

OFFENSIVE REBOUNDS

Career 11 vs. Arizona Christian JV (11/14/19)

D-I 8, 3x, Last vs. Utah Valley (1/5/23)

Season 7 @ New Mexico (11/16/23)

BLOCKS

Career 5, 2x, Last @ Texas Tech (12/21/23)

D-I 5 @ Texas Tech (12/21/23)

Season Same As D-I

STEALS

Career 4 vs. Glendale (11/20/20)

D-I 3 @ Texas Tech (12/21/23)

Season Same As D-I

FIELD GOALS MADE

Career 12 vs. Bismarck State (12/29/20)

D-I 11 @ New Mexico (11/16/23)

Season Same As D-I

FREE THROWS MADE

Career 10 vs. Texas State (11/25/23)

D-I Same As Career

Season Same As Career

MINUTES

Career 38, 2x, Last @ Texas Tech (12/21/23)

D-I Same As Career

Season Same As Career

MISCELLANEOUS

Season Career

Double-Figure Points	10	45
Double-Doubles	5	23
20+ Points	3	8
Double-Figure Rebounds	8	30
5+ Offensive Rebounds	3	23
3+ Blocks	6	14

Go-To Food Place In Arlington:

Cartel Taco Bar

CAREER STATS (D-I ONLY)

SEASON	TEAM	GP-GS	MIN/AVG	FG-FGA	FG%	3FG-3FGA	3FG%	FT-FTA	FT%	OFF	DEF	TOT	AVG	PF-FO	A	TO	BLK	STL	PTS	AVG
2021-22	UTA	26-4	351/13.5	53-86	.616	0-1	.000	28-46	.609	47	52	99	3.8	62-1	10	19	8	8	134	5.2
2022-23	UTA	24-21	563/23.5	90-164	.549	3-6	.500	79-116	.681	87	101	188	7.8	70-2	19	45	23	12	262	10.9
2023-24	UTA	17-17	513/30.2	72-138	.522	3-10	.300	71-99	.717	48	86	134	7.9	49-3	19	34	34	11	218	12.8
TOTAL		67-42	1427/21.3	215-388	.554	6-17	.353	178-261	.682	182	239	421	6.3	181-6	48	98	65	31	614	9.2

BIO BLAST

WAC PLAYER OF THE WEEK (NOV. 20)

2023-24: Five double-doubles are tied for the most in the WAC ... one of three players in the nation this year with at least 8 points, 11 rebounds, 5 blocks and 3 steals, which he had at Texas Tech ... first game versus a D-I opponent without a block against Seattle U.

2022-23: Finished 2nd on the team in scoring (10.9), 1st in rebounding (7.8) and tops in blocks (1.0) ... ranked 9th in the nation with 3.6 offensive rebounds per game ... missed the final eight games of the year due to a hip injury.

2019-20 AT PHOENIX COLLEGE: As a true freshman, he averaged 12.1 PPG and 9.8 RPG and was named All-Conference Third Team and All-Region Second Team.

GAME-BY-GAME STATS

Opponent	Date	GS	MIN	Total		3-Pointers		Free throws		Rebounds		PF	A	TO	BLK	STL	PTS	AVG		
				FG-FGA	PCT	PCT	FT-FTA	PCT	OFF	DEF	TOT								AVG	
Oral Roberts	11/06/2023	*	34:18	2-14	.143	0-0	.000	4-8	.500	6	8	14	14.0	0	1	1	1	8	8.0	
UT Tyler	11/11/2023	*	19:35	4-8	.500	0-0	.000	1-2	.500	6	4	10	12.0	1	1	1	0	9	8.5	
at New Mexico	11/16/2023	*	33:44	11-13	.846	0-1	.000	7-9	.778	7	4	11	11.7	4	1	1	2	29	15.3	
at Arizona	11/19/2023	*	28:58	8-12	.667	1-2	.500	2-2	1.000	0	3	3	9.5	2	1	1	3	0	19	16.3
Alcorn	11/22/2023	*	25:25	3-4	.750	0-0	.000	8-11	.727	4	8	12	10.0	3	1	3	0	14	15.8	
Texas St.	11/25/2023	*	37:03	5-8	.625	1-1	1.000	10-14	.714	4	9	13	10.5	5	0	3	0	21	16.7	
Ablene Christian	11/29/2023	*	32:45	3-5	.600	0-0	.000	7-12	.583	2	9	11	10.6	3	3	1	1	13	16.1	
at Grand Canyon	12/02/2023	*	32:20	3-8	.375	0-0	.000	2-2	1.000	2	3	5	9.9	5	1	3	1	2	8	15.1
North Texas-Dallas	12/06/2023	*	16:57	3-7	.429	0-1	.000	2-3	.667	2	2	4	9.2	2	1	1	0	1	8	14.3
vs Air Force	12/16/2023	*	28:30	4-9	.444	0-0	.000	2-3	.667	4	2	6	8.9	2	1	2	2	1	10	13.9
at Texas Tech	12/21/2023	*	37:28	4-8	.500	0-0	.000	0-1	.000	4	7	11	9.1	1	0	1	5	3	8	13.4
at North Texas	12/23/2023	*	28:06	6-8	.750	0-0	.000	8-9	.889	2	3	5	8.8	2	0	1	1	1	20	13.9
at Texas	01/01/2024	*	31:04	3-14	.214	0-1	.000	2-2	1.000	2	2	4	8.4	4	1	1	4	0	8	13.5
at Tarleton St.	01/04/2024	*	28:22	1-3	.333	0-1	.000	6-8	.750	0	1	1	7.9	3	2	1	2	0	8	13.1
at SFA	01/06/2024	*	34:20	5-7	.714	0-0	.000	1-1	1.000	2	4	6	7.7	5	2	5	3	0	11	12.9
Utah Valley	01/11/2024	*	35:48	3-6	.500	1-3	.333	4-6	.667	0	12	12	8.0	4	2	5	3	1	11	12.8
Seattle U	01/13/2024	*	27:56	4-4	1.000	0-0	.000	5-6	.833	1	5	6	7.9	3	1	5	0	0	13	12.8
Totals			17 512:39	72-138	.522	3-10	.300	71-99	.717	48	86	134	7.9	49	19	34	34	11	218	12.8

Player Averages

Games Played	Minutes/game	Points/game	FG Pct	3FG Pct	FT Pct	Rebounds/game	Assists/game	Turnovers/game	Assist/Turnover ratio	Steals/game	Blocks/game
17	30.2	12.8	52.2	30.0	71.7	7.9	1.1	2.0	0.6	0.6	2.0

23



STERLING GASTON-CHAPMAN

WICHITA, KS

JR. × G × 6-4 × 218

gas-TUN

@SGC03_

@officialsgc23



Previous School: Tulsa × High School: Campus

RECORD HIGHS

POINTS

Career 11 @ South Florida (3/1/23)
Season 9 @ Stephen F. Austin (1/6/24)

REBOUNDS

Career 8 vs. UNT Dallas (12/6/23)
Season Same As Career

ASSISTS

Career 3 @ Tulane (1/4/23)
Season 2 vs. UNT Dallas (12/6/23)

STEALS

Career 3 vs. UCF (2/26/23)
Season 1, 3x, Last vs. Seattle U (1/13/24)

FIELD GOALS MADE

Career 3, 5x, Last @ South Florida (3/1/23)
Season 2, 2x, Last vs. UNT Dallas (12/6/23)

3-POINTERS MADE

Career 1, 5x, Last @ Stephen F. Austin (1/6/24)
Season 1 @ Stephen F. Austin (1/6/24)

FREE THROWS MADE

Career 6, 2x, Last @ Stephen F. Austin (1/6/24)
Season 6 @ Stephen F. Austin (1/6/24)

MINUTES

Career 31 @ South Florida (3/1/23)
Season 16, 2x, Last vs. UNT Dallas (12/6/23)

MISCELLANEOUS

	Season	Career
Double-Figure Points	--	1
20+ Points	--	--
Double-Doubles	--	--
5+ Rebounds	1	7
3+ 3-Pointers	--	--
2+ Steals	--	5

- **Favorite Restaurant:** Tasty Tails (New Orleans Seafood)
- **Bad Habits:** Procrastination & Biting His Nails
- **Gets His News From:** Instagram & YouTube.
- **Biggest Fear:** Not Accomplishing His Goals

CAREER STATS

SEASON	TEAM	GP-GS	MIN/AVG	Field Goals		3-Point		F-Throws		Rebounds				Scoring						
				FG-FGA	FG%	3FG-3FGA	3FG%	FT-FTA	FT%	OFF	DEF	TOT	AVG	PF-FO	A	TO	BLK	STL	PTS	AVG
2021-22	Tulsa	17-0	88/5.2	7-17	.412	1-5	.200	10-17	.588	9	5	14	0.8	19-1	0	6	1	3	25	1.5
2022-23	Tulsa	30-18	534/17.8	39-125	.312	3-27	.111	36-48	.750	39	52	91	3.0	71-3	10	26	7	24	117	3.9
2023-24	UTA	9-0	85/9.5	6-22	.273	1-8	.125	10-15	.667	7	10	17	1.9	19-0	3	5	1	4	23	2.6
TOTAL FOR UTA		9-0	85/9.5	6-22	.273	1-8	.125	10-15	.667	7	10	17	1.9	19-0	3	5	1	4	23	2.6
TOTAL		56-18	708/12.6	52-164	.317	5-40	.125	56-80	.700	55	67	122	2.2	109-4	13	37	9	31	165	2.9

BIO BLAST

2023-24: Season-best 9 points at SFA; those were his first points versus a Division-I opponent all year ... had 10 points on the season entering the game (5 each against UT Tyler and UNT Dallas) ... career-high 8 rebounds in the UNT Dallas contest.

2022-23 AT TULSA: Made 18 starts and played in all 30 games, averaging 3.9 points and 3 rebounds per contest ... scored a season-high 11 points in the regular-season finale at South Florida (Mar. 1) ... reached at least 8 points on five other occasions.

2021-22 AT TULSA: Delivered a season-high 7 points off the bench at UCF (Feb. 14) ... appeared in 13 of the final 14 games of the year after making his collegiate debut versus SMU (Dec. 29).

PAINT TOUCHES

• Became Campus High School's all-time leading scorer when he had 18 points, 18 rebounds and five assists in a win over Derby HS on Feb. 19 of his senior season in 2020-21.

• Averaged 19.1 points, 12.1 rebounds, 3.8 assists and 2.1 steals as a senior, earning all-state and all-metro honors.

• Named Kansas Class 6A Player of the Year as a junior after averaging 17.7 points, 6.8 rebounds, 3.2 assists and 2.5 steals, leading Campus to a 23-0 record before COVID shut down the season.

• Had a daughter (Nadiya) last summer.

• Career goal outside of basketball it to invest in, and give back to, the youth.

• His legal middle name is LeBron James: Sterling LeBron James Gaston-Chapman

GAME-BY-GAME STATS

Opponent	Date	GS	MIN	Total		3-Pointers		Free throws		Rebounds				PF	A	TO	BLK	STL	PTS	AVG
				FG-FGA	PCT	3FG-3FGA	PCT	FT-FTA	PCT	OFF	DEF	TOT	AVG							
Oral Roberts	11/06/2023		02:04	0-0	.000	0-0	.000	0-0	.000	1	0	1	1.0	0	0	0	0	0	0	0.0
UT Tyler	11/11/2023		15:42	2-4	.500	0-2	.000	1-1	1.000	0	2	2	1.5	1	0	1	0	1	5	2.5
at Arizona	11/19/2023		08:31	0-4	.000	0-0	.000	0-0	.000	1	0	1	1.3	4	0	1	0	0	0	1.7
Alcorn	11/22/2023		01:26	0-0	.000	0-0	.000	0-0	.000	0	0	0	1.0	0	0	0	0	0	0	1.3
North Texas-Dallas	12/06/2023		15:45	2-8	.250	0-4	.000	1-2	.500	5	3	8	2.4	2	2	1	0	1	5	2.0
at North Texas	12/23/2023		08:58	0-2	.000	0-0	.000	0-0	.000	0	1	1	2.2	2	0	1	0	0	0	1.7
at SFA	01/06/2024		13:12	1-1	1.000	1-1	1.000	6-8	.750	0	1	1	2.0	3	0	0	0	0	9	2.7
Utah Valley	01/11/2024		08:02	1-2	.500	0-0	.000	1-2	.500	0	2	2	2.0	3	0	0	0	1	3	2.8
Seattle U	01/13/2024		11:30	0-1	.000	0-1	.000	1-2	.500	0	1	1	1.9	4	1	1	1	1	2.6	
Totals			0 85:10	6-22	.273	1-8	.125	10-15	.667	7	10	17	1.9	19	3	5	1	4	23	2.6

Player Averages

Games Played	Minutes/game	Points/game	FG Pct	3FG Pct	FT Pct	Rebounds/game	Assists/game	Turnovers/game	Assist/Turnover ratio	Steals/game	Blocks/game
9	9.5	2.6	27.3	12.5	66.7	1.9	0.3	0.6	0.6	0.4	0.1

MORE INFO ON THE MIDDLE NAME PAGE 7



DARRIUS MILES

OAK CLIFF, TX JR. × C × 6-10 × 250



COMPLETE BIO

@big_baby_haller @thedarriusmiles

Previous Schools: Western Kentucky / Odessa College × High School: Oak Cliff Faith Family Academy

RECORD HIGHS

POINTS	Career 12 vs. Loyalty College Prep (1/29/21)
D-I 9 vs. UNT Dallas (12/6/23)	Season Same As D-I
REBOUNDS	Career 4 vs. Midland (3/6/21)
D-I 5 vs. UT Tyler (11/11/23)	Season Same As D-I
OFFENSIVE REBOUNDS	Career 3 vs. Loyalty College Prep (1/29/21)
D-I 2, 3x, Last vs. UT Tyler (11/11/23)	Season 2 vs. UT Tyler (11/11/23)
BLOCKS	Career 2 vs. Midland (3/6/21)
D-I 1, 2x, Last @ Stephen F. Austin (1/6/24)	Season Same As D-I
STEALS	Career 1 vs. Clarendon (2/25/21)
D-I	Season
FIELD GOALS MADE	Career 6 vs. Loyalty College Prep (1/29/21)
D-I 4 vs. UNT Dallas (12/6/23)	Season Same As D-I
FREE THROWS MADE	Career 4 @ North Texas (12/23/23)
D-I Same As Career	Season Same As Career
MINUTES	Career 16 vs. Loyalty College Prep (1/29/21)
D-I 14 vs. UNT Dallas (12/6/23)	Season Same As D-I

MISCELLANEOUS

	Season	Career
Double-Figure Points	--	1
Double-Doubles	--	--
20+ Points	--	--
3+ Offensive Rebounds	--	1
2+ Blocks	--	1

- Go-To Food: Henderson Chicken
- Must-Have App: Instagram

CAREER STATS (D-I ONLY)

SEASON	TEAM	GP-GS	MIN/AVG	Field Goals		3-Point		F-Throws		Rebounds				Scoring						
				FG-FGA	FG%	3FG-3FGA	3FG%	FT-FTA	FT%	OFF	DEF	TOT	AVG	PF-FO	A	TO	BLK	STL	PTS	AVG
2021-22	WestKy	1-0	10/10.0	2-5	.400	0-1	.000	0-0	.000	2	0	2	2.0	2-0	0	0	0	0	4	4.0
2022-23	WestKy	10-0	27/2.7	6-12	.500	1-3	.333	0-2	.000	3	2	5	0.5	4-0	0	0	0	0	13	1.3
2023-24	UTA	8-0	50/6.3	10-21	.476	1-8	.125	5-9	.556	4	10	14	1.8	5-0	0	6	2	0	26	3.3
TOTAL FOR UTA		8-0	50/6.3	10-21	.476	1-8	.125	5-9	.556	4	10	14	1.8	5-0	0	6	2	0	26	3.3
TOTAL		19-0	87/4.6	18-38	.474	2-12	.167	5-11	.455	9	12	21	1.1	11-0	0	6	2	0	43	2.3

BIO BLAST

Transferred to UTA following two years at Western Kentucky and one semester at Odessa College.

2023-24: First points this year against a Division-I opponent with 3 at #3 Arizona, including his first-career free throw versus any D-I team ... D-I point high with 9 opposite UNT Dallas, all of which came in the 1st half.

2022-23 AT WESTERN KENTUCKY: Appeared in 10 games ... averaged 1.3 points in just 2.7 minutes per contest ... shot 50 percent (6-12) from the field for the year.

2021-22 AT WESTERN KENTUCKY: Played in one game, recording four points and two rebounds in 10 minutes of action at Kentucky (Dec. 22).

GAME-BY-GAME STATS

Opponent	Date	GS	MIN	Total		3-Pointers		Free throws		Rebounds				PF	A	TO	BLK	STL	PTS	AVG
				FG-FGA	PCT	3FG-3FGA	PCT	FT-FTA	PCT	OFF	DEF	TOT	AVG							
UT Tyler	11/11/2023		13:22	2-3	.667	0-1	.000	0-0	.000	2	3	5	5.0	3	0	2	0	0	4	4.0
at Arizona	11/19/2023		08:38	1-3	.333	0-1	.000	1-3	.333	0	2	2	3.5	0	0	1	0	0	3	3.5
Alcorn	11/22/2023		02:35	1-2	.500	0-1	.000	0-0	.000	0	1	1	2.7	0	0	1	0	0	2	3.0
Texas St.	11/25/2023		00:07	0-0	.000	0-0	.000	0-0	.000	0	0	0	2.0	0	0	0	0	0	0	2.3
North Texas-Dallas	12/06/2023		13:55	4-9	.444	1-4	.250	0-0	.000	1	2	3	2.2	1	0	1	1	0	9	3.6
at North Texas	12/23/2023		03:20	0-1	.000	0-1	.000	4-4	1.000	1	0	1	2.0	0	0	0	0	0	4	3.7
at Texas	01/01/2024		01:54	1-1	1.000	0-0	.000	0-2	.000	0	0	0	1.7	0	0	0	0	0	2	3.4
at SFA	01/06/2024		06:29	1-2	.500	0-0	.000	0-0	.000	0	2	2	1.8	1	0	1	1	0	2	3.3
Totals			0 50:20	10-21	.476	1-8	.125	5-9	.556	4	10	14	1.8	5	0	6	2	0	26	3.3

Player Averages

Games Played	Minutes/game	Points/game	FG Pct	3FG Pct	FT Pct	Rebounds/game	Assists/game	Turnovers/game	Assist/Turnover ratio	Steals/game	Blocks/game
8	6.3	3.3	47.6	12.5	55.6	1.8	0.0	0.8	0.0	0.0	0.3



fah-bee-oh buh-silly



Previous School: Louisville x High School: Oak Ridge

RECORD HIGHS

POINTS	
Career	15 @ Grand Canyon (12/2/23)
Season	Same As Career
REBOUNDS	
Career	5 @ Virginia (3/4/23)
Season	4 vs. Oral Roberts (11/6/23)
ASSISTS	
Career	6 vs. UNT Dallas (12/6/23)
Season	Same As Career
STEALS	
Career	2 vs. Florida A&M (12/17/23)
Season	1, 3x, Last @ #21Texas (1/1/24)
FIELD GOALS MADE	
Career	5 @ Grand Canyon (12/2/23)
Season	Same As Career
3-POINTERS MADE	
Career	2, 3x, Last @ Stephen F. Austin (1/6/24)
Season	2, 2x, Last @ Stephen F. Austin (1/6/24)
FREE THROWS MADE	
Career	4 @ Grand Canyon (12/2/23)
Season	Same As Career
MINUTES	
Career	18 @ #3Arizona (11/19/23)
Season	Same As Career

BIO BLAST

Transferred from Louisville ... 3-star recruit coming out of high school who chose Louisville over Kansas State, DePaul, Florida Atlantic and others ... originally planned to be a part of the 2022 class, reclassified to 2023 and then returned to the 2022 class after completing some course work.

2023-24: Career-high 15 points at Grand Canyon; had 19 total points on the year entering the game ... career-best 6 assists versus UNT Dallas ... 8 points at SFA; 7 points previous five games total.

2022-23 AT LOUISVILLE: Averaged 1.6 and 1.4 rebounds in limited minutes ... delivered a trio of season-best six-point outings against Maryland, Western Kentucky and Notre Dame.

PAINT TOUCHES

- Member of the 2022-23 All-ACC Academic Men's Basketball Team.
- Scored more than 1,600 career points at Oak Ridge High School, helping his team to the state semifinals twice and the quarterfinals once.
- Averaged 19.6 points, 4.8 assists and 4.1 rebounds per game as a senior in 2021-22, shooting 55% from the field and 39% from 3-point range and receiving Honorable Mention All-State recognition.
- Best moment of his athletic career to this point was winning AAU Nationals and Peach Jam in the same year.
- Dad is from Italy; mom is from Zambia in southern Africa. His grandparents moved the family from Italy to Africa, where his parents met. His grandparents owned and operated a grocery shop in Zambia.

MISCELLANEOUS

	Season	Career
Double-Figure Points	1	1
20+ Points	--	--
3+ 3-Pointers	--	--
5+ Rebounds	--	1
Games w/ A Steal	3	11

- Go-To Fast Food:** Chick-fil-A
- Spare Time:** Fishing & Hunting
- Bad Habit:** Too Much Screen Time
- Pet Peeve:** Lying
- Underrated Part Of His Game:** Dunking

GAME-BY-GAME STATS

Opponent	Date	GS	MIN	Total		3-Pointers		Free throws		Rebounds				PF	A	TO	BLK	STL	PTS	AVG	
				FG-FGA	PCT	3FG-3FGA	PCT	FT-FTA	PCT	OFF	DEF	TOT	AVG								
Oral Roberts	11/06/2023		13:00	3-5	.600	0-2	.000	0-0	.000	1	3	4	4.0	0	2	2	1	1	6	6.0	
UT Tyler	11/11/2023		08:11	0-0	.000	0-0	.000	0-0	.000	0	1	1	2.5	2	3	4	0	0	0	3.0	
at New Mexico	11/16/2023		05:37	3-3	1.000	1-1	1.000	0-0	.000	0	0	0	1.7	2	0	0	0	0	7	4.3	
at Arizona	11/19/2023		17:30	2-7	.286	2-4	.500	0-0	.000	0	3	3	2.0	1	3	2	0	0	6	4.8	
Alcorn	11/22/2023		02:25	0-0	.000	0-0	.000	0-0	.000	0	0	0	1.6	0	1	0	0	0	0	3.8	
Texas St.	11/25/2023		03:14	0-0	.000	0-0	.000	0-0	.000	0	0	0	1.3	2	0	0	0	0	0	3.2	
at Grand Canyon	12/02/2023		13:29	5-8	.625	1-3	.333	4-4	1.000	0	2	2	1.4	4	0	2	1	0	15	4.9	
North Texas-Dallas	12/06/2023		17:04	2-5	.400	1-3	.333	0-1	.000	1	2	3	1.6	2	6	4	0	1	5	4.9	
vs Air Force	12/16/2023		03:22	0-0	.000	0-0	.000	0-0	.000	0	0	0	1.4	0	1	0	0	0	0	4.3	
at Texas Tech	12/21/2023		01:15	0-1	.000	0-0	.000	0-0	.000	0	0	0	1.3	0	0	0	0	0	0	3.9	
at North Texas	12/23/2023		08:45	1-2	.500	0-0	.000	0-0	.000	1	1	2	1.4	0	0	0	0	0	2	3.7	
at Texas	01/01/2024		04:17	0-1	.000	0-0	.000	0-0	.000	0	0	0	1.3	0	0	0	0	1	0	3.4	
at SFA	01/06/2024		12:24	2-4	.500	2-3	.667	2-2	1.000	2	1	3	1.4	1	0	3	0	0	8	3.8	
Totals			0	110:34	18-36	.500	7-16	.438	6-7	.857	5	13	18	1.4	14	15	18	2	3	49	3.8

Player Averages

Games Played	Minutes/game	Points/game	FG Pct	3FG Pct	FT Pct	Rebounds/game	Assists/game	Turnovers/game	Assist/Turnover ratio	Steals/game	Blocks/game
13	8.5	3.8	50.0	43.8	85.7	1.4	1.2	1.4	0.8	0.2	0.2

CAREER STATS

SEASON	TEAM	GP-GS	MIN/AVG	Field Goals		3-Point		F-Throws		Rebounds				Scoring						
				FG-FGA	FG%	3FG-3FGA	3FG%	FT-FTA	FT%	OFF	DEF	TOT	AVG	PF-FO	A	TO	BLK	STL	PTS	AVG
2022-23	LOU	17-0	138/8.1	10-37	.270	3-14	.214	4-7	.571	5	18	23	1.4	28-0	10	11	1	9	27	1.6
2023-24	UTA	13-0	111/8.5	18-36	.500	7-16	.438	6-7	.857	5	13	18	1.4	14-0	15	18	2	3	49	3.8
TOTAL FOR UTA		13-0	111/8.5	18-36	.500	7-16	.438	6-7	.857	5	13	18	1.4	14-0	15	18	2	3	49	3.8
TOTAL		30-0	249/8.3	28-73	.384	10-30	.333	10-14	.714	10	31	41	1.4	42-0	25	29	3	12	76	2.5

STARTING LINEUPS GAME-BY-GAME

DATE	OPPONENT	PG	SG	SF	PF	C	UTA RECORD
Nov. 6	Oral Roberts	Vining	Talbot	Gordon	Koroma	Wilson	1-0
Nov. 11	UT Tyler	Vining	Talbot	Gordon	Koroma	Wilson	2-0
Nov. 16	@ New Mexico	Vining	Talbot	Gordon	Koroma	Wilson	2-1
Nov. 19	@ #3 Arizona	Vining	Talbot	Gordon	Koroma	Wilson	2-2
Nov. 22	Alcorn State	Williams	Talbot	Gordon	Koroma	Wilson	3-2
Nov. 25	Texas State	Williams	Talbot	Vining	Koroma	Wilson	3-3
Nov. 29	Abilene Christian*	Williams	Talbot	Vining	Koroma	Wilson	4-3
Dec. 2	@ Grand Canyon*	Williams	Talbot	Gordon	Koroma	Wilson	4-4
Dec. 6	UNT Dallas	Williams	Talbot	Gordon	Cash	Wilson	5-4
Dec. 16	vs. Air Force	Russell	Talbot	Williams	Koroma	Wilson	6-4
Dec. 21	@ Texas Tech	Russell	Williams	Gordon	Koroma	Wilson	6-5
Dec. 23	@ North Texas	Russell	Williams	Gordon	Koroma	Wilson	6-6
Jan. 1	@ #21 Texas	Russell	Williams	Gordon	Koroma	Wilson	6-7
Jan. 4	@ Tarleton State*	Russell	Williams	Gordon	Koroma	Wilson	6-8
Jan. 6	@ Stephen F. Austin*	Vining	Douglas	Williams	Koroma	Wilson	6-9
Jan. 11	Utah Valley*	Vining	Williams	Gordon	Cash	Wilson	7-9
Jan. 13	Seattle U*	Vining	Williams	Gordon	Cash	Wilson	8-9
Jan. 18	UTRGV*						
Jan. 20	@ Abilene Christian*						
Jan. 27	Grand Canyon*						
Feb. 1	@ Southern Utah*						
Feb. 3	@ Utah Tech*						
Feb. 8	@ California Baptist*						
Feb. 10	Stephen F. Austin*						
Feb. 15	Tarleton State*						
Feb. 17	@ UTRGV*						
Feb. 22	Southern Utah*						
Feb. 24	Utah Tech*						
Feb. 29	@ Seattle U*						
Mar. 2	@ Utah Valley*						
Mar. 7	California Baptist*						
Mar. 13-16	WAC Tournament						

COMBINATION INFO

Lineup	Combination	Times Used	Record	Last Used
1	Vining, Talbot, Gordon, Koroma, Wilson	4	2-2	Nov. 19
2	Williams, Talbot, Gordon, Koroma, Wilson	2	1-1	Dec. 2
3	Williams, Talbot, Vining, Koroma, Wilson	2	1-1	Nov. 29
4	Williams, Talbot, Gordon, Cash, Wilson	1	1-0	Dec. 6
5	Russell, Talbot, Williams, Koroma, Wilson	1	1-0	Dec. 16
6	Russell, Williams, Gordon, Koroma, Wilson	4	0-4	Jan. 4
7	Vining, Douglas, Williams, Koroma, Wilson	1	0-1	Jan. 6
8	Vining, Williams, Gordon, Cash, Wilson	2	2-0	Jan. 13

STARTING STREAKS & TOTALS

#	PLAYER	STREAK	2023-24	D-I CAREER	UTA CAREER	WAC PLAY
00	Aaron Cash	2	3	29	28	13
1	Phillip Russell	--	5	69	5	1
2	Makaih Williams	13	13	13	13	6
3	DaJuan Gordon	2	13	94	13	9
4	Akili Vining	3	9	9	9	4
5	Brandyn Talbot	--	10	14	14	2
11	Dwayne Koroma	6	14	26	14	4
13	Kade Douglas	1	1	1	1	1
22	Shemar Wilson	17	17	42	42	14

SPECIALTY POINT BREAKDOWN

DATE	OPPONENT	PAINT		OFF TURNOVERS		2ND CHANCE		FASTBREAK		BENCH	
		OPP.	UTA	OPP.	UTA	OPP.	UTA	OPP.	UTA	OPP.	UTA
Nov. 6	Oral Roberts	26	30	11	8	11	17	2	7	8	15
Nov. 11	UT Tyler	24	32	20	18	13	17	2	12	41	55
Nov. 16	@ New Mexico	44	48	11	7	8	22	16	3	5	27
Nov. 19	@ #3 Arizona	48	28	24	10	16	10	17	9	37	21
Nov. 22	Alcorn State	26	32	5	7	6	21	8	6	14	36
Nov. 25	Texas State	32	34	16	8	6	5	12	20	31	1
Nov. 29	Abilene Christian*	32	28	18	19	5	10	7	16	12	33
Dec. 2	@ Grand Canyon*	28	36	24	11	13	8	9	10	17	31
Dec. 6	UNT Dallas	4	34	4	17	6	26	0	19	18	23
Dec. 16	vs. Air Force	38	26	19	25	4	12	6	17	8	26
Dec. 21	@ Texas Tech	30	24	18	20	8	16	13	4	18	26
Dec. 23	@ North Texas	32	24	23	5	12	8	4	6	36	17
Jan. 1	@ #21 Texas	34	18	27	8	18	12	7	6	18	29
Jan. 4	@ Tarleton State*	24	26	18	19	5	5	10	26	5	15
Jan. 6	@ Stephen F. Austin*	40	26	13	19	14	13	12	13	32	21
Jan. 11	Utah Valley*	22	28	16	10	6	6	29	19	16	20
Jan. 13	Seattle U*	18	30	18	9	11	12	5	2	11	14
Jan. 18	UTRGV*										
Jan. 20	@ Abilene Christian*										
Jan. 27	Grand Canyon*										
Feb. 1	@ Southern Utah*										
Feb. 3	@ Utah Tech*										
Feb. 8	@ California Baptist*										
Feb. 10	Stephen F. Austin*										
Feb. 15	Tarleton State*										
Feb. 17	@ UTRGV*										
Feb. 22	Southern Utah*										
Feb. 24	Utah Tech*										
Feb. 29	@ Seattle U*										
Mar. 2	@ Utah Valley*										
Mar. 7	California Baptist*										
Mar. 13-16	WAC Tournament										

HALF STATISTICAL COMPARISONS / LARGEST LEADS

FOR UTA...

Most 1st-Half Points / vs. D-I Opponent.....50 vs. UT Tyler (Nov. 11) / 42 vs. Air Force (Dec. 16)
Fewest 1st-Half Points19 @ North Texas (Dec. 23)

Most 2nd-Half Points46, 3x, Last vs. Seattle U (Jan. 13)
Fewest 2nd-Half Points19 @ #3 Arizona (Nov. 19)

Largest Halftime Lead / vs. D-I Opponent.....26 (50-24) vs. UT Tyler (Nov. 11) / 19 (39-20) vs. Utah Valley (Jan. 11)
Largest Halftime Deficit25 (44-19) @ North Texas (Dec. 23)

Largest Lead @ Any Point / vs. D-I Opponent...39 (4:03 2nd) vs. UT Tyler (Nov. 11) / 26 (10:54 2nd) vs. Utah Valley (Jan. 11)

FOR OPPONENT...

Most 1st-Half Points48, New Mexico (Nov. 16)
Fewest 1st-Half Points / D-I Opponent.....18, UNT Dallas (Dec. 6) / 20, Utah Valley (Jan. 11)

Most 2nd-Half Points58, #3 Arizona (Nov. 19)
Fewest 2nd-Half Points / D-I Opponent.....19, UNT Dallas (Dec. 6) / 34, 2x, Last @ North Texas (Dec. 23)

Largest Lead @ Any Point.....48 (:16 2nd), #3 Arizona (Nov. 19)

GAME BOXES & QUICK SNAPSHOTS

ORAL ROBERTS

W, 75-71

Oral Roberts - 71													Record: 0-1												
NO. Name	Min	FG		3P		FT		Rebounds		Fouls		TP	AS	TO	ST	Blocks	+/-	Shooting By Period							
		M/A	M/A	M/A	M/A	OR	DR	FF	PF	FF	PF							1st	2nd	TOT					
14 DeShang Weaver	F	37:02	7-10	3-5	0-0	2	4	6	4	0	17	0	1	2	8	0	0	1st FG% 13.30	43.3%						
2 Josh Jones	C	32:51	4-3	0-0	0-0	1	4	5	5	0	2	2	1	1	0	0	0	2nd FG% 6.16	37.5%						
2 Kareem Thompson	G	40:00	7-12	4-7	2-5	1	4	5	3	3	20	5	2	1	0	0	0	FT% 4.8	50%						
10 Issac McBride	G	40:00	3-18	2-12	4-4	0	2	2	1	3	12	1	1	1	0	0	0	3rd FG% 11.30	26.7%						
30 Jalen Bedford	G	37:13	3-12	1-5	0-10	1	3	4	2	7	12	1	1	0	0	0	0	FT% 9.14	64.3%						
00 Aaron Cash	G	02:47	0-0	0-0	0-0	0	0	0	0	0	0	0	0	0	0	0	0	GM FG%	24.40	34.9%					
23 Steve Herron	G	04:40	0-0	0-0	1-1	2	2	0	0	0	0	0	0	0	0	0	0	FT%	10.21	32.3%					
12 Jalen Miller	G	25:40	3-5	0-2	2-3	0	3	3	3	8	1	0	1	0	0	0	0	FT%	13.22	59.1%					
Team			1	6	7													Dead Ball Rebounds:	5	0					
Totals		24-60	10-31	13-22	7	27	34	21	16	71	0	6	5	9	2	14									

UT Arlington - 75													Record: 10-1												
NO. Name	Min	FG		3P		FT		Rebounds		Fouls		TP	AS	TO	ST	Blocks	+/-	Shooting By Period							
		M/A	M/A	M/A	M/A	OR	DR	FF	PF	FF	PF							1st	2nd	TOT					
11 Dwayne Koroma	F	26:56	1-2	0-1	1-2	6	5	11	4	2	3	0	3	0	0	0	0	1st FG%	10.35	28.6%					
22 Shemar Wilson	F	34:18	2-14	0-0	4-8	6	8	14	0	7	8	1	1	1	1	5	-2	2nd FG%	7.10	70%					
3 DuJuan Gordon	C	35:27	8-20	1-8	7-7	5	9	14	2	6	24	0	3	2	1	1	1	3rd FG%	14.34	41.2%					
4 Akil Vining	G	33:22	5-12	4-7	0-0	0	3	3	1	14	1	1	0	0	0	0	5	FT%	5.16	31.3%					
5 Brandy Talbot	G	26:17	3-8	3-5	2-2	2	1	3	2	11	5	2	1	1	0	1	0	FT%	11.15	73.3%					
00 Aaron Cash	G	06:46	0-3	0-0	0-0	0	0	0	0	0	0	0	0	0	0	0	0	GM FG%	24.69	34.9%					
2 Makai Williams	G	01:42	1-2	0-0	0-0	2	2	5	3	6	5	0	0	0	1	9	0	FT%	18.55	72.0%					
12 Frieda Pauls Bagatskis	G	03:20	0-1	0-1	1-2	0	0	0	0	1	1	0	0	0	0	0	0	FT%	18.25	72.0%					
30 Fabio Basili	G	13:00	3-5	0-2	0-0	1	3	4	0	6	2	2	1	1	0	12	0	Dead Ball Rebounds:	3	0					
23 Sterling Gaston-Chapman	G	02:04	0-0	0-0	0-0	1	0	1	0	0	0	0	0	0	0	0	0	FT%	10.00	0.0%					
Team			2	3														Dead Ball Rebounds:	5	0					
Totals		24-69	9-26	18-25	22	33	35	16	21	75	14	12	5	2	9	4									

ORU		UTA		Points from		ORU		UTA		Period by Period Scoring	
Biggest lead	11 (2nd 17:27)	2 (2nd 3:55)	Turnovers	26	30	1st	2nd	TOT	1st	2nd	TOT
Best Scoring Run	9 (1st 4:04)	7 (1st 11:35)	Paint	26	30	ORU	36	35	71		
Lead Changes	8		Second Chance	11	17	Fast Breaks	2	7			
Times Tied	7		Bench	8	15	UTA	31	44	75		
Time with Lead	24:13	14:11									

Trailing by as much as 11 early in the 2nd half, UTA eventually took a 65-59 lead with under 4 minutes remaining and used a pair of Gordon free throws with 5 seconds left to ice it.

UT TYLER

W, 95-64

UT Tyler - 64													Record: 6-1												
NO. Name	Min	FG		3P		FT		Rebounds		Fouls		TP	AS	TO	ST	Blocks	+/-	Shooting By Period							
		M/A	M/A	M/A	M/A	OR	DR	FF	PF	FF	PF							1st	2nd	TOT					
6 Alec Zambie	F	19:48	2-9	0-1	0-0	1	4	5	1	0	4	3	0	0	0	0	0	1st FG%	9.33	27.3%					
15 Juan Pablo Camargo	F	24:04	1-5	0-0	3-6	1	1	2	4	5	2	0	2	0	0	0	0	2nd FG%	1.9	11.1%					
21 Nikolas Gustavson	F	16:44	2-3	0-0	1	1	2	0	6	0	3	0	0	0	0	0	0	3rd FG%	14.31	45.2%					
11 Jonathan Jackson	G	27:37	3-7	2-5	0-0	1	3	4	1	8	2	1	2	0	0	0	0	FT%	7.12	58.3%					
13 Donta Dawson Jr.	G	13:09	0-2	0-0	0	1	1	1	0	0	0	0	0	0	0	0	0	GM FG%	5.9	59.6%					
10 Terrell Wilson	G	14:27	2-8	0-3	0-2	1	2	1	7	1	2	1	1	0	0	0	0	FT%	23.64	39.9%					
12 Khaik Gardner	G	14:53	4-10	2-4	4-6	2	3	5	1	4	14	3	1	0	0	0	0	FT%	8.21	38.1%					
1 David Ayala	G	09:09	0-1	0-0	1	0	1	1	1	0	2	0	0	0	0	0	0	FT%	10.55	66.7%					
5 John Barbee	G	13:47	0-0	0-0	1	1	2	1	1	7	1	1	1	1	1	1	1	FT%	10.55	66.7%					
4 Andre Skein	G	03:01	0-2	0-0	0-0	1	2	0	0	0	0	0	0	0	0	0	0	FT%	10.55	66.7%					
2 Ryan Zambie	G	08:07	0-0	0-0	0	1	2	0	0	1	1	1	1	0	0	1	0	FT%	10.55	66.7%					
32 Lathan Whiggin	G	01:30	0-0	0-0	0	0	0	0	0	0	0	0	0	0	0	0	0	FT%	10.55	66.7%					
33 Ryan Swan	G	08:51	1-2	0-0	0	1	1	0	0	2	1	0	0	0	0	0	0	FT%	10.55	66.7%					
4 David Vuckovic	G	13:15	3-4	0-0	1	2	1	3	1	2	7	0	0	0	0	0	0	FT%	10.55	66.7%					
22 Michel Lotin	G	05:55	1-2	0-0	0	0	0	0	0	3	0	0	0	0	0	0	0	FT%	10.55	66.7%					
14 Jesse Fuller	G	05:35	0-0	0-0	0	0	0	0	0	0	0	0	0	0	0	0	0	FT%	10.55	66.7%					
Team			23-64	8-21	10-15	12	21	33	15	16	64	15	15	6	0	1	31								
Totals		23-64	8-21	10-15	12	21	33	15	16	64	15	15	6	0	1	31									

UT Arlington - 95													Record: 3-8												
NO. Name	Min	FG		3P		FT		Rebounds		Fouls		TP	AS	TO	ST	Blocks	+/-	Shooting By Period							
		M/A	M/A	M/A	M/A	OR	DR	FF	PF	FF	PF							1st	2nd	TOT					
11 Dwayne Koroma	F	21:03	5-7	0-3	0-0	1	4	5	2	0	6	2	0	1	1	0	0	1st FG%	16.31	51.6%					
22 Shemar Wilson	F	19:03	0-0	0-0	1-2	6	4	10	1	9	1	0	0	0	0	0	0	2nd FG%	9.20	45.0%					
3 DuJuan Gordon	C	23:06	5-9	4-7	0-0	1	10	11	1	13	14	4	2	4	0	0	0	3rd FG%	9.12	79%					
4 Akil Vining	G	17:54	2-4	2-3	0-0	1	3	1	0	6	3	1	0	0	0	0	0	FT%	18.39	46.2%					
5 Brandy Talbot	G	17:36	2-4	2-3	0-0	0	0	0	0	5	2	0	0	0	0	0	0	FT%	8.23	34.8%					
00 Aaron Cash	G	14:47	0-5	0-0	0-0	1	0	0	0	6	2	0	0	0	0	0	0	GM FG%	34.70	49.6%					
2 Makai Williams	G	17:41	3-6	2-5	3-4	1	2	3	4	1	6	2	0	0	0	0	0	FT%	17.43	39.5%					
12 Frieda Pauls Bagatskis	G	17:25	3-7	3-6	2-3	0	3	3	0	1	11	0	0	0	0	0	0	FT%	10.13	79.9%					
24 Darius Miles	G	13:22	2-3	0-0	2-3	3	1	4	0	2	1	0	0	0	0	0	0	FT%	10.13	79.9%					
30 Fabio Basili	G	08:11	0-0	0-0	0	1	2	0	0	3	4	0	0	0	0	0	0	FT%	10.13	79.9%					
23 Sterling Gaston-Chapman	G	15:42	2-4	0-2	1-1	0	2	2	1	5	0	1	1	0	0	0	0	FT%	10.13	79.9%					
13 Kade Douglas	G	13:06	5-11	5-11	3-3	1	1	1	1	1	18	0	0	0	0	0	0	FT%	10.13	79.9%					
Team			34-70	17-43	10-13	15	33	46	16	15	85	26	15	7	1	0	31								
Totals		34-70	17-43	10-13	15	33	46	16	15	85	26	15	7	1	0	31									

UTT		UTA		Points from		UTT		UTA		Period by Period Scoring	
Biggest lead	0 (1st 20:00)	39 (2nd 4:03)	Turnovers	20	18	1st	2nd	TOT	1st	2nd	TOT
Best Scoring Run	3 (1st 10:02)	16 (1st 14:20)	Paint	26	32	UTT	24	40	64		
Lead Changes	0		Second Chance	13	17	Fast Breaks	8	6			
Times Tied	0		Bench	41	55	UTA	50	45	95		
Time with Lead	00:00	39:35									

@ NEW MEXICO

L, 82-80

UT Arlington - 80													Record: 2-1												

GAME BOXES & QUICK SNAPSHOTS

ABILENE CHRISTIAN

W, 86-71

Abilene Christian - 71 Record: 24 (0-1)
NO. Name Min FG 3P FT Rebounds Fouls TP AS TO ST Blocks BS BA +/-
1 Cameron Steele 28:04 3-5 1-2 0-0 0 2 2 0 1 7 1 2 1 0 0 0 -12
23 Alton Simmons F 27:02 6-9 2-4 3-5 0 3 3 3 3 9 17 1 4 1 0 0 0 -9
10 Nasir DeCroy G 07:24 1-3 0-0 0-0 0 1 1 1 1 2 1 0 0 0 0 1 -4
11 Hunter Jack Madden G 32:42 5-8 3-5 6-7 0 1 1 2 7 19 7 1 3 0 0 0 -8
41 Al Abdou Dibba G 34:01 5-16 1-2 3-4 1 6 7 3 3 14 3 1 2 1 1 1 -6
44 Kevion McClain 19:25 0-1 0-1 0-0 0 1 1 1 2 0 0 6 1 4 0 0 0 -8
22 Aidan Ignon 07:04 0-1 0-0 0-0 0 1 0 1 2 0 0 2 0 0 0 0 -11
3 Leonardo Bettiol 03:03 0-0 0-0 0-0 0 0 0 0 1 0 0 0 0 0 0 0 -1
25 Immanuel Allen 15:29 1-2 0-0 1-2 1 2 3 3 2 3 0 3 0 0 0 0 -2
0 JJ Seest 19:54 4-10 1-3 0-1 2 1 3 3 1 9 1 0 0 0 2 2 -22
2 Yaniel Rivera 02:36 0-0 0-0 0-0 0 0 0 0 0 0 0 1 0 0 0 1 -4
13 Mudbound Muneke 02:22 0-0 0-0 0-0 0 0 0 0 0 0 0 1 0 0 0 0 -4
Team 0 0 0 0 0 0 0 0 0 0 0 2 2 0 0 0 0
Totals 25-55 9-17 13-19 6 19 25 22 18 71 20 15 11 1 4 -15
Technical Fouls:NONE

Shooting By Period
1st FG% 13.27 48.1%
3PT% 5.9 55.6%
FT% 3.5 69%
2nd FG% 12.38 42.9%
3PT% 3.8 37.5%
FT% 10.14 71.4%
3rd FG% 25.45 45.5%
FT% 9.17 42.1%
4th FG% 13.19 68.4%
Dead Ball Rebounds: 4.0

UT Arlington - 86 Record: 43 (1-0)
NO. Name Min FG 3P FT Rebounds Fouls TP AS TO ST Blocks BS BA +/-
11 Dwayne Koroma F 09:46 2-3 0-0 1-2 0 1 1 1 1 5 0 1 0 0 0 0 -4
22 Shemar Wilson F 32:45 3-5 0-0 7-12 2 9 11 3 9 13 3 1 1 1 0 0 0
2 Makah Williams G 32:24 1-3 0-0 5-6 1 2 3 2 5 7 8 3 2 1 0 0 11
4 Akiil Vining G 25:52 2-4 2-3 0 0 0 2 14 2 3 1 1 0 0 0 9
5 Brandy Tabbot G 25:58 5-8 4-6 0 0 2 2 3 10 4 2 2 0 0 0 7
3 DaJuan Gordon G 32:54 5-9 2-4 4-4 0 4 4 3 3 16 5 4 4 0 1 19
13 Kade Douglas 19:21 3-6 3-6 0 0 1 1 2 1 9 4 2 0 0 0 11
00 Aaron Cash 20:57 3-4 1-2 1-1 5 6 1 1 1 1 1 1 1 1 0 16
Team 0 0 0 0 0 0 0 0 0 0 0 2 2 0 0 0 0
Totals 27-47 12-22 20-28 5 26 31 18 22 86 25 18 9 4 1 15
Technical Fouls:NONE

Shooting By Period
1st FG% 14.27 51.9%
3PT% 1.4 33.3%
FT% 9.14 64.3%
2nd FG% 19.20 65.7%
3PT% 8.10 80.0%
FT% 11.14 78.6%
GM FG% 27.47 57.4%
3PT% 12.52 34.5%
FT% 29.28 71.4%
Dead Ball Rebounds: 5.0

ACU UTA Points from Turnovers ACU UTA
7 (1st 17:09) 15 (2nd 3:26)
Best Scoring Run 9 (2nd 13:46) 10 (1st 3:42)
Lead Changes 1
Times Tied 3
Time with Lead 12:31 26:35

A 10-0 run late in the 1st half by UTA turned a four-point deficit into a six-point lead, and the Mavericks led for the final 26 minutes of the contest.

@ GRAND CANYON

L, 76-69

UT Arlington - 69 Record: 44 (1-1)
NO. Name Min FG 3P FT Rebounds Fouls TP AS TO ST Blocks BS BA +/-
11 Dwayne Koroma F 30:54 3-4 0-0 4-4 3 5 8 2 2 10 1 0 0 0 0 -16
22 Shemar Wilson F 32:20 3-8 0-0 2-2 2 3 5 5 2 10 1 3 2 1 1 4
2 Makah Williams G 32:44 3-8 1-2 3-4 1 2 3 5 3 10 1 7 1 0 1 -9
3 DaJuan Gordon G 03:57 4-12 0-2 2-3 1 2 3 5 3 10 3 4 1 0 0 -12
5 Brandy Tabbot G 09:41 0-1 0-1 0-0 0 1 1 3 0 0 1 0 0 0 0 -6
4 Akiil Vining 08:09 0-3 0-1 0-0 0 0 0 1 1 1 0 1 0 0 0 -2
00 Aaron Cash 16:46 3-3 1-1 0-0 1 2 3 2 0 10 1 1 1 0 0 -2
13 Kade Douglas 22:01 3-5 5-5 0-0 3 1 8 1 0 0 0 1 0 0 0 9
30 Fabio Basili 13:29 5-8 1-3 4-4 0 2 2 4 1 15 2 0 0 1 0 9
Team 1 3 4 0 0 0 0 2
Totals 24-52 6-15 15-18 9 20 29 30 13 69 9 20 6 2 2 7
Technical Fouls:Gordon 2nd 9:49

Shooting By Period
1st FG% 15.58 53.6%
3PT% 5.9 55.6%
FT% 6.24 37.0%
2nd FG% 9.24 30.0%
3PT% 1.6 16.7%
FT% 9.12 59.0%
GM FG% 24.52 46.2%
3PT% 6.15 40.0%
FT% 15.18 83.2%
FT% 28.38 71.1%
Dead Ball Rebounds: 2.0

Grand Canyon - 76 Record: 61 (2-0)
NO. Name Min FG 3P FT Rebounds Fouls TP AS TO ST Blocks BS BA +/-
24 Duke Brennan F 21:56 3-4 0-0 2-2 2 3 5 1 1 8 1 0 2 1 0 7
30 Gabe McClothan F 36:12 6-10 2-4 2-4 5 4 9 3 5 16 1 0 2 1 0 7
0 Ray Harrison G 33:53 3-11 1-4 4-5 0 3 3 4 3 11 1 2 1 3 0 1
7 Tyson Grant-Foster G 03:57 4-12 0-2 2-3 1 2 3 5 3 10 3 4 1 0 0 -12
8 Collin Moore G 23:20 1-7 0-3 1-2 3 1 4 5 2 3 2 2 0 0 0 9
2 Sydney Curry 15:28 1-2 0-0 0-0 1 2 3 0 0 2 0 2 0 0 0 -3
22 Josh Baker 18:27 3-6 1-2 3-3 0 0 0 0 3 10 1 0 1 0 0 1
33 Isaiah Shaw 02:01 0-3 0-3 0-0 0 1 1 0 0 0 0 1 0 0 0 9
5 Lek Wur 06:52 0-2 0-2 0-0 0 1 1 0 0 0 0 1 0 1 0 -3
Team 1 0 1 0 0 0 0 1
Totals 21-56 6-23 36-38 17 20 37 15 29 76 8 14 12 2 2 7
Technical Fouls:Grant-Foster 2nd 14:40;McClothan 2nd 9:49

Shooting By Period
1st FG% 15.55 42.9%
3PT% 4.16 25.0%
FT% 3.4 79.0%
2nd FG% 6.21 28.9%
3PT% 2.7 28.6%
FT% 25.32 78.1%
GM FG% 21.56 37.0%
3PT% 6.23 26.1%
FT% 28.38 71.1%
Dead Ball Rebounds: 6.0

UTA GCU Points from Turnovers UTA GCU
12 (1st 14:38) 20 (2nd 0:09)
Best Scoring Run 9 (1st 1:33) 12 (2nd 0:09)
Lead Changes 4
Times Tied 3
Time with Lead 21:57 17:03

UTA led by as much as 12 in the 2nd half, held a 67-62 lead with under four minutes remaining but GCU closed the game on an extended 14-2 run to hand the Mavs a disappointing loss in a game they led for 22 minutes.

UNT DALLAS

W, 74-37

North Texas-Dallas - 37 Record: 2-3
NO. Name Min FG 3P FT Rebounds Fouls TP AS TO ST Blocks BS BA +/-
3 VERNON JOHNSON G 23:31 0-4 0-1 1-2 1 3 4 0 2 1 1 2 0 1 0 -24
4 TARIO AMAN G 20:34 2-6 0-2 2-2 0 2 0 1 0 6 3 0 1 0 0 -25
5 JAYDEN JOHNSON-BARR F 23:47 1-5 0-0 1-2 1 2 3 2 2 3 2 4 0 0 1 -25
21 JONATHAN JOSEPH G 14:52 2-5 2-4 0-0 0 0 0 0 0 6 0 0 0 0 0 -20
41 CONNOR KERN G 19:30 1-4 0-0 1-2 1 6 7 1 1 3 0 1 0 0 0 -24
13 GABE DILLARD 17:17 0-0 0-0 3 1 4 1 2 5 0 0 2 1 0 -10
22 KANNITRELL BURNEY 19:37 1-8 1-3 0-0 2 2 2 0 0 0 1 0 0 0 -14
11 JASON ORTA 09:58 0-1 0-1 0-0 0 0 0 0 4 0 0 1 1 0 0 -5
14 KEONDRÉ NEWMAN 18:30 1-2 1-1 1-2 0 1 1 3 3 4 0 3 0 0 0 -16
33 DANIEL SOHN 09:31 0-2 0-0 0-2 1 1 2 0 0 0 0 1 0 0 1 -4
40 SERGIN MCCLAIN 02:41 1-1 0-0 2-2 0 1 2 2 4 4 0 4 0 0 11
0 KELDON DANSEY 06:11 1-1 0-0 0 1 0 1 0 2 2 0 0 1 0 0 -2
10 MEKAI POPE 10:00 1-5 1-2 0-0 0 1 1 1 1 3 0 1 0 0 0 -5
Team 0 3 3 0 0 0 0 2
Totals 12-48 5-14 8-14 9 20 29 17 14 37 9 8 6 4 2 37
Technical Fouls:NONE

Shooting By Period
1st FG% 9.22 27.3%
3PT% 2.7 28.6%
FT% 4.6 66.7%
2nd FG% 6.26 23.1%
3PT% 3.7 42.9%
FT% 4.8 59.0%
GM FG% 12.48 25.0%
3PT% 5.14 35.7%
FT% 9.14 57.1%
Dead Ball Rebounds: 5.2

UT Arlington - 74 Record: 5-4
NO. Name Min FG 3P FT Rebounds Fouls TP AS TO ST Blocks BS BA +/-
22 Shemar Wilson F 16:57 3-7 0-1 2-3 2 2 4 2 3 8 1 1 1 1 0 1 20
00 Aaron Cash G 40:00 7-13 1-2 2-2 5 17 0 4 17 3 0 2 1 0 0 37
2 Makah Williams G 19:54 3-5 2-3 0-0 1 5 5 1 0 8 5 0 0 0 0 23
5 Brandy Tabbot G 15:05 2-3 1-0 0-0 1 2 0 0 0 5 1 0 0 0 0 17
45 DaJuan Gordon G 25:14 4-14 2-9 2-6 3 6 9 1 5 13 1 4 3 0 0 26
13 Kade Douglas 23:35 0-5 0-2 0-0 0 1 1 1 0 9 3 1 0 1 0 1 26
30 Fabio Basili 17:05 2-5 1-3 0-1 2 2 2 1 0 6 4 4 0 1 0 13
23 Sterling Gaston-Chapman 15:45 2-8 0-4 1-2 5 3 8 2 2 2 2 1 1 0 1 12
14 Darius Miles 13:55 4-9 1-4 0-0 1 2 3 1 0 9 0 1 0 1 0 12
4 Akiil Vining 12:31 1-5 0-1 2-2 0 1 1 2 2 4 0 0 2 0 1 5
Team 0 2 2 0 0 0 0 2
Totals 28-72 9-30 19-26 28 30 56 14 17 74 22 13 10 2 4 37
Technical Fouls:NONE

Shooting By Period
1st FG% 15.47 31.9%
3PT% 7.23 39.4%
FT% 2.4 50%
2nd FG% 13.25 52.0%
3PT% 2.7 28.6%
FT% 7.12 58.3%
GM FG% 28.72 38.9%
3PT% 9.30 30.9%
FT% 9.16 56.3%
Dead Ball Rebounds: 3.0

NTD UTA Points from Turnovers NTD UTA
0 (1st 20:00) 37 (2nd 0:32)
Best Scoring Run 4 (1st 9:13) 10 (1st 10:36)
Lead Changes 0
Times Tied 0
Time with Lead 00:00 39:37

vs. AIR FORCE

W, 76-73

Air Force - 73 Record: 7-4
NO. Name Min FG 3P FT Rebounds Fouls TP AS TO ST Blocks BS BA +/-
14 Beau Becker F 25:40 5-11 1-2 2-2 0 1 1 3 2 13 1 0 1 0 1 10
31 Rylis Petrulis F 32:29 7-11 0-1 7-12 1 6 7 3 2 13 1 2 3 1 1 8
5 Ethan Taylor G 39:15 6-15 1-1 1-2 1 2 3 3 2 16 2 2 3 0 1 1 8
23 Kellan Boylan G 23:20 1-3 1-2 2-2 2 4 6 4 2 5 3 6 1 1 1 7
24 Jeffrey Mills G 38:32 4-6 0-0 2-2 0 2 2 3 1 10 4 3 4 0 1 -1
11 Byron Brown 23:06 1-1 0-0 0-0 0 3 3 1 1 2 3 1 1 0 0 -13
15 Corbin Green 14:25 2-3 5-5 1-2 2 0 2 2 1 11 6 0 0 1 2 0 -13
13 Chase Beasley 03:18 0-0 0-0 0-0 0 0 0 0 0 0 0 1 0 0 0 -10
Team 2 2 4 0 0 0 0 1
Totals 26-50 5-17 16-22 6 22 28 18 20 73 16 19 12 5 4 -3
Technical Fouls:Taylor 1st 5:13

Shooting By Period
1st FG% 14.23 60.9%
3PT% 4.11 36.4%
FT% 5.8 62.5%
2nd FG% 12.27 44.4%
3PT% 1.6 16.7%
FT% 11.14 78.6%
3rd FG% 26.50 50.0%
FT% 5.17 29.4%
FT% 16.22 72.7%
Dead Ball Rebounds: 3.0

UT Arlington - 76 Record: 6-1
NO. Name Min FG 3P FT Rebounds Fouls TP AS TO ST Blocks BS BA +/-
11 Dwayne Koroma F 11:54 1-2 0-0 0-0 1 1 1 1 1 2 1 1 0 1 0 0 -9
22 Shemar Wilson F 28:30 4-9 0-0 2-3 4 2 6 2 3 10 1 2 1 2 0 -12
1 Phillip Russell G 28:57 9-17 4-9 6-7 0 0 0 4 6 28 5 2 0 1 2 2
2 Makah Williams G 04:45 2-3 0-0 4-4 1 1 2 4 3 8 0 3 1 0 0 -31
5 Brandy Tabbot G 14:21 1-4 0-2 0-0 1 1 2 0 2 1 0 0 0 0 -6
3 DaJuan Gordon 27:38 3-10 2-5 7-8 4 11 15 3 4 15 4 5 0 0 -4
4 Akiil Vining 30:32 1-3 0-1 0-0 1 3 3 3 0 2 3 1 2 0 1 9
13 Kade Douglas 23:46 3-7 2-7 0-0 0 1 1 1 2 9 3 2 3 1 0 11
00 Aaron Cash 11:15 0-0 0-0 0-0 1 2 0 0 0 1 1 2 1 0 0 15
30 Fabio Basili 03:22 0-0 0-0 0-0 0 0 0 0 0 0 0 1 0 0 0 -4
Team 0 1 1 0 0 0 0 0
Totals 24-55 9-24 19-22 11 21 32 17 17 76 17 20 11 4 5 3
Technical Fouls:Russell 1st 5:13

Shooting By Period
1st FG% 12.57 44.4%
3PT% 5-11 45.5%
FT% 13-13 100%
2nd FG% 12-28 42.9%
3PT% 4-13 30.8%
FT% 6-9 66.7%
3rd FG% 24-55 43.6%
3PT% 9-24 37.5%
FT% 19-22 86.4%
Dead Ball Rebounds: 1.0

USAF UTA Points from Turnovers USAF UTA
8 (1st 14:41) 10 (2nd 6:13)
Best Scoring Run 7 (1st 16:27) 10 (1st 6:09)
Lead Changes 2
Times Tied 4
Time with Lead 09:45 28:17

With UTA holding on to a 75-73 cushion in the closing seconds, Gordon was fouled and went to the charity stripe for a 1-and-1. He made the first, but missed the second and Air Force had a last-second heave from midcourt.

@ TEXAS TECH

L, 77-66

UT Arlington - 66 Record: 6-5
NO. Name Min FG 3P FT Rebounds Fouls TP AS TO ST Blocks BS BA +/-
11 Dwayne Koroma F 18:38 2-2 0-0 0-0 4 0 4 2 1 4 1 1 0 0 0 -7
22 Shemar Wilson F 37:28 4-8 0-1 4-7 11 1 1 8 0 1 8 0 1 3 5 1 -8
1 Phillip Russell G 34:57 5-18 0-7 8-10 0 0 4 6 18 7 4 3 0 1 -1
2 Makah Williams G 16:22 1-4 0-0 0-0 0 0 0 1 1 9 0 1 0 0 0 -30
3 DaJuan Gordon G 18:19 3-5 1-3 0-0 1 1 2 2 0 7 1 2 2 0 0 -17
00 Aaron Cash 20:29 1-1 0-0 0-0 1 2 3 2 0 2 0 2 4 0 0 -17
4 Akiil Vining 32:05 5-11 4-6 2-2 0 8 8 0 1 16 3 3 1 1 1 -3
13 Kade Douglas 02:00 0-0 0-0 0-0 0 0 0 0 0 0 1 1 0 0 0 -3
30 Fabio Basili 01:16 0-1 0-0 0-0 0 0 0 0 0 0 0 0 0 0 0 -3
Team 1 1 2 0 0 0 0 2
Totals 24-60 8-28 10-13 11 21 32 14 10 66 17 17 13 6 3 -11
Technical Fouls:Coach 2nd 9:53;Russell 2nd 9:53

Shooting By Period
1st FG% 17.29 58.6%
3PT% 5-17 29.4%
FT% 0-0 0%
2nd FG% 14-32 43.8%
3PT% 3-11 27.3%
FT% 10-13 76.9%
GM FG% 24-60 40.0%
3PT% 8-28 28.6%
FT% 10-13 76.9%
Dead Ball Rebounds: 2.0

Texas Tech - 77 Record: 9-2
NO. Name Min FG 3P FT Rebounds Fouls TP AS TO ST Blocks BS BA +/-
5 Darrion Williams F 33:20 4-6 3-3 3-4 2 7 9 1 3 14 6 5 1 0 0 14
22 Warren Washington F 32:20 4-7 0-0 2-2 0 0 2 8 10 1 1 8 4 1 1 3 0 5
2 Pop Ibaacs G 33:40 7-18 2-9 2-2 0 1 1 1 1 18 3 4 2 0 1 2
6 Joe Toustaint G 16:22 1-5 2-4 0-0 0 0 0 1 1 9 0 1 0 0 0 1
24 Korwin Walton G 19:58 0-3 0-2 0-0 1 0 1 2 1 0 1 0 0 0 0 -17
0 Chance McMillan 29:30 5-11 3-7 0-0 3 0 3 0 0 13 1 1 1 0 1 15
25 Robert Jennings 07:40 1-1 0-0 1-1 1 2 0 1 3 0 1 0 1 0 0 6
1 Lamar Washington 06:37 1-1 0-0 0-0 1 0 1 1 0 8 1 1 0 2 0 0 -3
Team 3 1 4 0 0 0 0 0
Totals 28-62 10-27 11-13 11 26 37 10 12 77 17 17 19 3 6 11
Technical Fouls:NONE

Shooting By Period
1st FG% 17.29 58.6%
3PT% 5-13 38.5%
FT% 0-0 0%
2nd FG% 11-33 33.3%
3PT% 5-14 35.7%
FT% 21-23 91.3%
GM FG% 11-33 33.3%
3PT% 10-27 37.0%
FT% 11-13 84.6%
Dead Ball Rebounds: 4.0

UTA TTU Points from Turnovers UTA TTU
12 (1st 19:09) 20 (2nd 15:27)
Best Scoring Run 13 (2nd 12:17) 8 (1st 1:27)
Lead Changes 4
Times Tied 0
Time with Lead 00:43 38:44

UTA trailed by only six points with six minutes remaining after being down by 20 in the 2nd half. However, that 64-58 deficit was quickly extended thanks to an 11-2 run by Tech over the next four minutes to ice the contest.

@ NORTH TEXAS

L, 78-52

UT Arlington - 52 Record: 6-6
NO. Name Min FG 3P FT Rebounds Fouls TP AS TO ST Blocks BS BA +/-
11 Dwayne Koroma F 13:12 1-3 0-0 1-2 1 1 1 0 1 3 0 2 0 1 0 -7
22 Shemar Wilson F 28:06 6-8 0-0 8-9 2 3 5 2 7 20 0 1 1 1 0 -23
1 Phillip Russell G 31:23 1-10 1-5 4-5 1 2 3 3 4 7 4 1 1 1 0 -20
2 Makah Williams G 22:08 1-8 0-2 0-2 2 4 6 3 1 2 0 3 1 0 1 -4
3 DaJuan Gordon G 28:55 1-3 0-2 1-2 0 7 7 1 2 13 3 3 1 0 0 -17
4 Akiil Vining 25:23 3-6 2-5 1-2 1 1 2 3 0 9 2 1 2 0 0 -27
00 Aaron Cash 11:53 1-2 0-1 0-0 1 1 1 0 2 2 0 1 0 0 0 -18
13 Kade Douglas 17:57 0-5 0-0 0-0 0 0 1 1 0 8 0 0 0 0 -18
30 Fabio Basili 08:45 1-2 0-0 0-0 1 1 2 0 2 0 2 0 0 0 -3
23 Sterling Gaston-Chapman 08:28 0-2 0-0 0-0 0 1 1 2 0 4 0 1 0 0 1 0 -8
14 Darius Miles 03:20 0-1 0-1 4-4 1 1 0 1 0 2 4 0 0 0 0 2
Team 5 3 3 0 0 0 0 0
Totals 15-50 5-19 19-26 15 20 35 17 19 52 14 6 2 3 3 -21
Technical Fouls:Coach 1st 2:51

Shooting By Period
1st FG% 9.25 24.0%
3PT% 9-15 60.0%
FT% 4-7 57.1%
2nd FG% 9-25 36.0%
3PT% 0-8 0.0%
FT% 15-19 78.9%
GM FG% 15-50 30.0%
3PT% 12-27 44.4%
FT% 19-26 73.1%
Dead Ball Rebounds: 3.0

North Texas - 78 Record: 6-5
NO. Name Min FG 3P FT Rebounds Fouls TP AS TO ST Blocks BS BA +/-
1 Aaron Scott F 21:54 2-3 0-0 0-0 1 4 5 2 1 4 1 0 1 1 0 11
14 Moulay Sissoko F 19:25 0-0 0-0 0-0 2 5 7 3 1 0 1 0 0 0 0 23
00 John Buggs III G 23:34 4-6 4-5 0-0 0 0 0 2 0 12 0 2 0 0 0 19
15 Rubin Jones F 27:20 6-11 1-5 6-11 3 3 3 3 2 2 2 2 0 0 0 23
22 CJ Norand G 24:05 4-7 3-5 2-3 2 3 3 1 4 13 5 1 0 1 1 22
2 Jason Edwards 28:33 9-17 4-9 4-5 4 3 3 1 3 26 1 2 0 0 1 18
10 Robert Allen 16:57 0-2 0-0 1-2 3 1 4 2 3 1 1 1 0 1 0 5
23 Matthew Stone 16:33 0-0 0-0 0-0 0 0 1 0 1 0 1 0 1 0 0 -1
1 Rondel Walker 16:31 0-0 0-0 3-4 2 3 3 1 2 7 1 2 0 0 0 11
3 Christian Moore 03:38 0-2 0-0 0-0 0 0 0 0 0 0 0 0 0 0 0 -2
31 Chris Morgan 03:28 1-1 0-0 0-0 1 0 1 1 0 2 0 0 0 0 0 -2
4 Alex Colton 03:20 0-0 0-0 0-0 0 0 0 0 0 0 0 0 0 0 0 -2
13 Terrance Dixon Jr. 01:20 0-0 0-0 0-0 0 0 0 0 0 0 0 0 0 0 0
20 Grayson Allen 01:21 0-0 0-0 0-0 0 0 0 0 0 0 0 0 0 0 0
Team 1 3 4 0 0 0 0 0
Totals 28-53 12-27 10-15 9 24 33 19 16 78 13 10 9 3 2 26
Technical Fouls:NONE

Shooting By Period
1st FG% 15.26 61.5%
3PT% 9-15 60.0%
FT% 3-4 75.0%
2nd FG% 12-27 44.4%
3PT% 3-12 25.0%
FT% 11-15 73.3%
GM FG% 28-53 52.8%
3PT% 12-27 44.4%
FT% 19-26 73.1%
Dead Ball Rebounds: 1.0

NTD UTA Points from Turnovers NTD UTA
0 (1st 20:00) 30 (2nd 2:20)
Best Scoring Run 7 (1st 15:08) 11 (1st 22:01)
Lead Changes 0
Times Tied 1
Time with Lead 00:00 37:39

With the game tied at 7-7, UNT commenced an extended 35-6 run to produce a 42-13 lead.

GAME BOXES & QUICK SNAPSHOTS

@ #21 TEXAS

L, 79-62

UT Arlington - 62		Record: 6-7											
NO. Name	Min	FG	3P	FT	Rebounds	Fouls	TP	AS	TO	ST	Blocks	±	
		M/A	M/A	M/A	OR DR TOT	PF					BS SA		
11 Dwayne Koroma	F	28:27	1-2	0-0	2	2	4	1	0	0	0	0	11
22 Shemar Wilson	F	31:04	3-14	0-1	2-2	2	4	4	4	8	1	0	4
1 Phillip Russell	G	34:18	4-11	2-5	1-2	1	2	3	2	8	1	0	0
2 Makaih Williams	G	30:44	4-4	3-3	1-1	2	6	8	3	2	12	0	0
3 Dajuan Gordon	G	30:34	0-3	0-1	0-1	2	2	4	5	1	0	1	0
00 Aaron Cash	G	28:17	1-2	0-1	0-2	0	2	2	0	2	1	0	0
4 Akili Vining	G	29:33	3-11	2-6	0-0	1	2	3	1	0	8	2	2
13 Kade Douglas	G	31:13	6-12	5-10	0-0	1	1	2	2	0	17	1	2
30 Fabio Basili	G	04:17	0-1	0-0	0-0	0	0	0	0	0	0	1	0
24 Darius Miles	G	01:54	1-1	0-0	0-0	0	0	0	0	0	0	0	0
Totals		23-61	12-27	4-10	16	19	35	17	62	12	15	5	8

Shooting By Period	
1st FG%	12.32 37.5%
2nd FG%	7.14 50.0%
3rd FG%	11.1 100%
4th FG%	12.31 37.5%
5th FG%	5.13 38.5%
FT%	3.9 33.3%
GM FG%	23.61 37.7%
3PT%	12.67 44.2%
FT%	4.10 40.0%

Texas - 79		Record: 11-2											
NO. Name	Min	FG	3P	FT	Rebounds	Fouls	TP	AS	TO	ST	Blocks	±	
		M/A	M/A	M/A	OR DR TOT	PF					BS SA		
5 Kadin Shedrick	F	26:33	5-9	0-0	7-8	3	4	7	3	5	17	1	3
23 Dillon Mitchell	F	26:50	3-6	0-0	2-5	5	3	8	2	4	8	0	1
30 Brock Cunningham	F	34:51	2-7	1-5	0-0	6	5	11	3	1	5	4	2
3 Max Abrams	G	30:34	1-4	3-9	5-5	0	0	0	2	3	18	7	3
9 Ithiel Horton	G	35:44	4-11	3-7	2-2	3	7	10	2	2	13	1	2
1 Dylon Desu	F	17:43	4-8	1-1	0-0	0	3	4	2	9	1	1	0
2 Chendai Weaver	G	09:34	2-6	1-3	0-0	1	0	1	0	1	5	0	0
0 Chris Johnson	G	11:25	2-2	0-0	0-0	2	3	0	0	0	0	1	0
Totals		27-63	9-25	16-20	20	25	45	17	79	15	12	3	8

Shooting By Period	
1st FG%	5.13 38.5%
2nd FG%	4.4 100%
3rd FG%	6.14 38.7%
4th FG%	4.12 33.3%
5th FG%	27.62 75%
FT%	4.13 42.9%
3PT%	9.25 36.0%
FT%	16.20 80.0%

Biggest lead		Points from Turnovers		Period by Period Scoring	
Biggest lead	0 (1st 20:00)	19 (2nd 9:46)	8	27	
Best Scoring Run	8 (1st 3:54)	10 (1st 7:01)	Paint	18	34
Lead Changes	0	Second Chance	12	18	UTA 32 30 62
Times Tied	0	Fast Breaks	6	7	TEXAS 39 40 79
Time with Lead	00:00	Bench	29	18	

UTA trailed by just one, 39-38, in the early stages of the 2nd half, but a game-changing 10-0 run in response by Texas created a double-figure edge that the Longhorns held for the final 14 minutes of the game.

@ TARLETON STATE

L, 78-76

UT Arlington - 76		Record: 6-1 (3-2)											
NO. Name	Min	FG	3P	FT	Rebounds	Fouls	TP	AS	TO	ST	Blocks	±	
		M/A	M/A	M/A	OR DR TOT	PF					BS SA		
11 Dwayne Koroma	F	20:55	1-2	0-0	0-0	2	2	4	3	0	2	0	1
22 Shemar Wilson	F	28:22	4-9	3-5	0-0	11	3	6	8	2	1	2	0
1 Phillip Russell	G	29:17	4-7	3-5	0-0	0	2	2	3	11	3	3	1
2 Makaih Williams	G	29:17	8-13	2-4	6-8	2	4	6	2	6	24	4	3
3 Dajuan Gordon	G	29:11	5-10	1-4	5-7	1	3	4	1	7	16	1	1
4 Akili Vining	G	29:25	3-7	2-4	2-2	0	4	2	1	10	4	2	0
13 Kade Douglas	G	09:20	0-3	0-0	0-0	0	2	2	0	0	0	1	0
00 Aaron Cash	G	13:34	2-4	1-2	0-0	0	2	2	1	5	0	0	0
5 Brandyn Tabot	G	11:39	0-2	0-1	0-0	1	2	3	0	0	0	0	0
Totals		24-51	9-24	19-25	7	23	30	16	21	78	11	16	6

Shooting By Period	
1st FG%	12.25 48.0%
2nd FG%	6.14 28.9%
3rd FG%	12.36 46.2%
4th FG%	13.00 30.0%
5th FG%	24.61 77%
FT%	9.24 37.5%
3PT%	19.25 76.0%

Tarleton St. - 78		Record: 10-4 (3-0)											
NO. Name	Min	FG	3P	FT	Rebounds	Fouls	TP	AS	TO	ST	Blocks	±	
		M/A	M/A	M/A	OR DR TOT	PF					BS SA		
5 K'Andre Gaddy	F	19:55	2-3	0-0	1-3	3	2	5	5	5	2	1	0
6 Jakore Smith	F	30:21	3-5	0-0	0-0	4	4	1	1	1	0	0	0
9 Emmanuel Innocenti	F	37:50	7-12	2-4	3-4	0	6	6	3	2	19	3	2
4 Luke Williams	G	33:21	5-11	4-5	2-2	0	1	1	2	1	6	2	2
13 Devon Barnes	G	40:00	6-11	3-6	3-3	3	3	3	4	18	5	2	2
9 Taylor Jackson	G	24:46	2-6	0-0	0-0	0	4	6	0	0	0	0	0
11 Bubu Benjamin	G	22:46	1-3	0-0	0-0	1	2	2	2	0	0	1	0
23 Dario Domingos	G	00:51	0-0	0-0	0-0	0	0	0	0	0	0	0	0
Totals		27-57	12-21	12-16	8	22	30	21	16	78	15	10	2

Shooting By Period	
1st FG%	15.30 50.0%
2nd FG%	7.12 58.3%
3rd FG%	12.67 44.4%
4th FG%	5.9 55.6%
5th FG%	7.10 70%
GM FG%	27.57 47.4%
3PT%	12.61 52.1%
FT%	12.16 75.0%

Biggest lead		Points from Turnovers		Period by Period Scoring	
Biggest lead	5 (1st 13:35)	13 (2nd 7:03)	19	18	
Best Scoring Run	10 (2nd 4:30)	6 (1st 17:40)	Paint	26	24
Lead Changes	4	Second Chance	5	2	UTA 37 39 76
Times Tied	5	Fast Breaks	26	10	TAR 42 36 78
Time with Lead	07:28	Bench	15	5	

UTA trailed by 13 points with six minutes remaining, mounted a 10-0 run before tying the contest with under a minute to play on a Makaih Williams layup, but a 3-pointer by Tarleton's Lue Williams with 24 seconds left ultimately won it.

@ SFA

L, 92-73

UT Arlington - 73		Record: 6-9 (3-3)											
NO. Name	Min	FG	3P	FT	Rebounds	Fouls	TP	AS	TO	ST	Blocks	±	
		M/A	M/A	M/A	OR DR TOT	PF					BS SA		
22 Shemar Wilson	F	34:20	5-7	0-0	1-1	2	4	6	5	11	2	5	0
35 Dwayne Koroma	F	14:42	0-1	0-0	3-6	2	1	3	2	3	0	1	0
2 Makaih Williams	G	32:09	4-8	0-1	1-6	1	2	3	4	6	9	3	0
4 Akili Vining	G	33:15	6-13	4-7	0-2	0	4	4	0	2	16	5	2
13 Kade Douglas	G	31:44	4-10	2-7	3-4	1	3	4	2	13	0	2	1
5 Brandyn Tabot	G	06:56	0-4	0-4	2-2	0	0	0	1	2	0	0	0
00 Aaron Cash	G	12:45	0-3	0-1	0-0	1	2	2	0	0	1	1	0
30 Fabio Basili	G	12:24	2-4	2-3	2-2	2	1	3	1	1	0	0	0
24 Darius Miles	G	06:29	1-2	0-0	0-0	0	2	2	1	0	0	1	0
23 Sterling Gaston-Chapman	G	13:12	1-1	1-1	6-8	0	1	1	3	5	0	0	0
Totals		23-53	9-24	18-31	11	21	32	22	23	13	18	5	6

Shooting By Period	
1st FG%	10.24 41.7%
2nd FG%	4.14 28.6%
3rd FG%	5.4 50%
4th FG%	13.29 44.8%
5th FG%	5.0 50%
GM FG%	15.25 60%
3PT%	9.24 37.5%
FT%	18.31 58.1%

Stephen F. Austin - 92		Record: 10-5 (3-1)											
NO. Name	Min	FG	3P	FT	Rebounds	Fouls	TP	AS	TO	ST	Blocks	±	
		M/A	M/A	M/A	OR DR TOT	PF					BS SA		
32 Julianne Stone	F	21:55	2-5	0-0	0	3	0	2	0	4	0	1	0
4 Frank Strake	F	21:55	2-5	0-0	0	3	0	2	0	4	0	1	0
1 Matt Hayman	G	21:51	7-12	4-6	2-2	1	3	4	2	1	20	2	0
6 Sadaidre Hall	G	23:46	5-8	0-1	2-6	0	3	3	2	6	2	1	0
8 AJ Cajuste	G	25:40	4-13	2-7	5-6	0	3	3	1	4	15	4	2
7 Jali Beaudrin	G	19:38	6-8	2-2	1-2	3	3	6	2	15	5	3	1
11 Christiaan Christmas	G	18:18	2-3	1-2	0-0	0	1	2	0	0	0	0	0
22 Nana Antwi-Bosialko	G	09:56	1-2	0-0	0-0	4	5	0	2	1	0	2	0
0 Myles Jenkins	G	11:20	2-3	1-1	1-2	0	2	0	2	2	1	1	0
4 Kimani Wilson	G	14:20	6-2	0-2	1-2	0	3	3	1	2	1	1	0
23 Clayton Southwick	G	13:49	1-4	0-1	1-2	0	0	0	1	3	0	0	1
Totals		33-66	12-25	14-23	15	27	42	26	21	92	20	15	10

Shooting By Period	
1st FG%	15.34 44.1%
2nd FG%	5.13 38.5%
3rd FG%	2.4 50%
4th FG%	18.32 56.3%
5th FG%	7.12 58.3%
FT%	12.19 63.2%
GM	

2023-24 OVERALL STATS

Game Records

Record	Overall	Home	Away	Neutral
ALL GAMES	8-9	7-1	0-8	1-0
CONFERENCE	3-3	3-0	0-3	0-0
NON-CONFERENCE	5-6	4-1	0-5	1-0

Score by Periods

Team	1st	2nd	OT	TOT
UT Arlington	593	658	0	1251
Opponents	599	666	0	1265

Team Box Score

No.	Player	Total					3-Point		F-Throw		Rebounds				Other Stats							
		GP-GS	MIN	AVG	FG-FGA	FG%	3FG-3FGA	3FG%	FT-FTA	FT%	OFF	DEF	TOT	AVG	PF	DQ	A	TO	BLK	STL	PTS	AVG
1	RUSSELL, Phillip	5-5	158:32	31.7	23-63	.365	10-31	.323	19-24	.792	2	6	8	1.6	16	0	22	15	0	7	75	15.0
22	WILSON, Shemar	17-17	512:39	30.2	72-138	.522	3-10	.300	71-99	.717	48	86	134	7.9	49	3	19	34	34	11	218	12.8
3	GORDON, Dajuan	16-13	444:38	27.8	56-139	.403	17-64	.266	45-61	.738	29	92	121	7.6	47	4	40	49	2	23	174	10.9
2	WILLIAMS, Makaih	17-13	421:49	24.8	49-108	.454	18-42	.429	46-68	.676	14	41	55	3.2	52	4	54	47	5	15	162	9.5
4	VINING, Akili	17-9	423:03	24.9	51-123	.415	26-66	.394	21-26	.808	4	43	47	2.8	33	0	49	24	4	15	149	8.8
13	DOUGLAS, Kade	16-1	281:19	17.6	36-100	.360	31-88	.352	8-12	.667	6	19	25	1.6	22	0	18	18	1	3	111	6.9
5	TALBOT, Brandyn	14-10	297:22	21.2	32-88	.364	21-63	.333	7-9	.778	10	23	33	2.4	18	0	27	13	1	5	92	6.6
12	BAGATSKIS, Freds Pauls	2-0	21:15	10.6	3-8	.375	3-7	.429	3-5	.600	0	3	3	1.5	0	0	0	0	0	0	12	6.0
00	CASH, Aaron	17-3	285:10	16.8	37-73	.507	9-24	.375	3-5	.600	25	30	55	3.2	28	2	10	11	6	13	86	5.1
11	KOROMA, Dwayne	16-14	308:08	19.3	28-51	.549	1-8	.125	17-31	.548	30	28	58	3.6	35	2	14	17	4	9	74	4.6
30	BASILI, Fabio	13-0	110:34	8.5	18-36	.500	7-16	.438	6-7	.857	5	13	18	1.4	14	0	15	18	2	3	49	3.8
24	MILES, Darius	8-0	50:20	6.3	10-21	.476	1-8	.125	5-9	.556	4	10	14	1.8	5	0	0	6	2	0	26	3.3
23	GASTON-CHAPMAN, Sterling	9-0	85:10	9.5	6-22	.273	1-8	.125	10-15	.667	7	10	17	1.9	19	0	3	5	1	4	23	2.6
Team											23	30	53				12					
Total		17	3400		421-970	.434	148-435	.340	261-371	.704	207	434	641	37.7	338	15	271	269	62	108	1251	73.6
Opponents		17	3400		431-1002	.430	139-364	.382	264-367	.719	176	395	571	33.6	322	7	251	212	59	134	1265	74.4

Team Statistics

	UTA	OPP
Scoring	1251	1265
Points per game	73.6	74.4
Scoring margin	-0.8	-
Field goals-att	421-970	431-1002
Field goal pct	.434	.430
3 point fg-att	148-435	139-364
3-point FG pct	.340	.382
3-pt FG made per game	8.7	8.2
Free throws-att	261-371	264-367
Free throw pct	.704	.719
F-Throws made per game	15.4	15.5
Rebounds	641	571
Rebounds per game	37.7	33.6
Rebounding margin	+4.1	-
Assists	271	251
Assists per game	15.9	14.8
Turnovers	269	212
Turnovers per game	15.8	12.5
Turnover margin	-3.4	-
Assist/turnover ratio	1.0	1.2
Steals	108	134
Steals per game	6.4	7.9
Blocks	62	59
Blocks per game	3.6	3.5
Winning streak	2	-
Home win streak	4	-
Attendance	12188	57238
Home games-Avg/Game	8-1524	8-7155
Neutral site-Avg/Game	-	1-3752

Team Results

Date	Opponent		Score	Att.
11/06/2023	Oral Roberts	W	75-71	2185
11/11/2023	UT Tyler	W	95-64	2512
11/16/2023	at New Mexico	L	80-82	10484
11/19/2023	at Arizona	L	56-101	13403
11/22/2023	Alcorn	W	82-69	1119
11/25/2023	Texas St.	L	66-73	1280
11/29/2023	Abilene Christian	W	86-71	1275
12/02/2023	at Grand Canyon	L	69-76	7214
12/06/2023	North Texas-Dallas	W	74-37	1696
12/16/2023	vs Air Force	W	76-73	3752
12/21/2023	at Texas Tech	L	66-77	8940
12/23/2023	at North Texas	L	52-78	3357
01/01/2024	at Texas	L	62-79	10713
01/04/2024	at Tarleton St.	L	76-78	1078
01/06/2024	at SFA	L	73-92	2049
01/11/2024	Utah Valley	W	83-69	1112
01/13/2024	Seattle U	W	80-75	1009

2023-24 CONFERENCE-ONLY STATS

Game Records

Record	Overall	Home	Away	Neutral
ALL GAMES	3-3	3-0	0-3	0-0
CONFERENCE	3-3	3-0	0-3	0-0
NON-CONFERENCE	0-0	0-0	0-0	0-0

Score by Periods

Team	1st	2nd	OT	TOT
UT Arlington	219	248	0	467
Opponents	206	255	0	461

Team Box Score

No.	Player	Total			3-Point		F-Throw		Rebounds				Other Stats									
		GP-GS	MIN	AVG	FG-FGA	FG%	3FG-3FGA	3FG%	FT-FTA	FT%	OFF	DEF	TOT	AVG	PF	DQ	A	TO	BLK	STL	PTS	AVG
3	GORDON, Dajuan	5-4	157:41	31.5	25-45	.556	5-14	.357	25-33	.758	7	18	25	5.0	18	2	11	14	1	9	80	16.0
2	WILLIAMS, Makaih	6-6	176:23	29.4	24-44	.545	6-12	.500	20-31	.645	5	15	20	3.3	23	3	28	25	1	8	74	12.3
30	BASILI, Fabio	2-0	25:53	12.9	7-12	.583	3-6	.500	6-6	1.000	2	3	5	2.5	5	0	0	5	1	0	23	11.5
1	RUSSELL, Phillip	1-1	29:17	29.3	4-7	.571	3-5	.600	0-0	.000	0	2	2	2.0	3	0	3	3	0	1	11	11.0
22	WILSON, Shemar	6-6	191:31	31.9	19-33	.576	1-4	.250	25-35	.714	7	34	41	6.8	23	2	11	20	10	4	64	10.7
4	VINING, Akili	6-4	152:58	25.5	20-47	.426	11-27	.407	11-15	.733	1	13	14	2.3	13	0	25	11	3	5	62	10.3
00	CASH, Aaron	6-2	116:19	19.4	17-30	.567	6-14	.429	1-1	1.000	4	15	19	3.2	15	1	2	5	3	3	41	6.8
5	TALBOT, Brandyn	6-2	108:03	18.0	11-31	.355	9-25	.360	5-7	.714	5	10	15	2.5	8	0	9	5	1	1	36	6.0
13	DOUGLAS, Kade	6-1	98:54	16.5	10-31	.323	8-27	.296	4-7	.571	3	6	9	1.5	10	0	5	7	0	1	32	5.3
11	KOROMA, Dwayne	6-4	103:47	17.3	9-16	.563	1-1	1.000	10-16	.625	9	9	18	3.0	12	0	1	4	1	3	29	4.8
23	GASTON-CHAPMAN, Sterling	3-0	32:45	10.9	2-4	.500	1-2	.500	8-12	.667	0	4	4	1.3	10	0	1	1	1	2	13	4.3
24	MILES, Darrius	1-0	06:29	6.5	1-2	.500	0-0	.000	0-0	.000	0	2	2	2.0	1	0	0	1	1	0	2	2.0
Team												5	14	19				4				
Total		6	1200		149-302	.493	54-137	.394	115-163	.706	48	145	193	32.2	141	8	96	105	23	37	467	77.8
Opponents		6	1200		145-342	.424	53-130	.408	118-163	.724	65	131	196	32.7	132	4	91	83	10	57	461	76.8

Team Statistics

	UTA	OPP
Scoring	467	461
Points per game	77.8	76.8
Scoring margin	+1.0	-
Field goals-att	149-302	145-342
Field goal pct	.493	.424
3 point fg-att	54-137	53-130
3-point FG pct	.394	.408
3-pt FG made per game	9.0	8.8
Free throws-att	115-163	118-163
Free throw pct	.706	.724
F-Throws made per game	19.2	19.7
Rebounds	193	196
Rebounds per game	32.2	32.7
Rebounding margin	-0.5	-
Assists	96	91
Assists per game	16.0	15.2
Turnovers	105	83
Turnovers per game	17.5	13.8
Turnover margin	-3.7	-
Assist/turnover ratio	0.9	1.1
Steals	37	57
Steals per game	6.2	9.5
Blocks	23	10
Blocks per game	3.8	1.7
Winning streak	2	-
Home win streak	3	-
Attendance	3396	10341
Home games-Avg/Game	3-1132	3-3447
Neutral site-Avg/Game	-	0-0

Team Results

Date	Opponent		Score	Att.
11/29/2023	Abilene Christian	W	86-71	1275
12/02/2023	at Grand Canyon	L	69-76	7214
01/04/2024	at Tarleton St.	L	76-78	1078
01/06/2024	at SFA	L	73-92	2049
01/11/2024	Utah Valley	W	83-69	1112
01/13/2024	Seattle U	W	80-75	1009

UTA GAME-BY-GAME STATS

Opponent	Date	Score		Total		3-Pointers		Free throws		Rebounds				PF	A	TO	BLK	STL	PTS	AVG
				FG-FGA	PCT	3FG-3FGA	PCT	FT-FTA	PCT	OFF	DEF	TOT	AVG							
Oral Roberts	11/06/2023	75-71	W	24-69	.348	9-26	.346	18-25	.720	22	33	55	55.0	16	14	12	2	5	75	75.0
UT Tyler	11/11/2023	95-64	W	34-70	.486	17-43	.395	10-13	.769	15	33	48	51.5	16	26	15	1	7	95	85.0
at New Mexico	11/16/2023	80-82	L	30-65	.462	5-23	.217	15-20	.750	15	30	45	49.3	24	11	14	2	3	80	83.3
at Arizona	11/19/2023	56-101	L	22-61	.361	7-25	.280	5-12	.417	8	23	31	44.8	18	15	18	5	6	56	76.5
Alcorn	11/22/2023	82-69	W	29-61	.475	13-38	.342	11-15	.733	15	30	45	44.8	17	24	11	4	1	82	77.6
Texas St.	11/25/2023	66-73	L	19-44	.432	2-15	.133	26-36	.722	5	29	34	43.0	25	14	15	6	4	66	75.7
Abilene Christian	11/29/2023	86-71	W	27-47	.574	12-22	.545	20-28	.714	5	26	31	41.3	18	25	18	4	9	86	77.1
at Grand Canyon	12/02/2023	69-76	L	24-52	.462	6-15	.400	15-18	.833	9	20	29	39.8	30	9	20	2	6	69	76.1
North Texas-Dallas	12/06/2023	74-37	W	28-72	.389	9-30	.300	9-16	.563	26	30	56	41.6	14	22	13	2	10	74	75.9
vs Air Force	12/16/2023	76-73	W	24-55	.436	9-24	.375	19-22	.864	11	21	32	40.6	21	17	20	4	11	76	75.9
at Texas Tech	12/21/2023	66-77	L	24-60	.400	8-28	.286	10-13	.769	11	21	32	39.8	13	13	17	6	13	66	75.0
at North Texas	12/23/2023	52-78	L	15-50	.300	3-19	.158	19-26	.731	15	20	35	39.4	16	7	14	2	6	52	73.1
at Texas	01/01/2024	62-79	L	23-61	.377	12-27	.444	4-10	.400	16	19	35	39.1	17	12	15	5	5	62	72.2
at Tarleton St.	01/04/2024	76-78	L	24-51	.471	9-24	.375	19-25	.760	7	23	30	38.4	16	11	16	3	6	76	72.5
at SFA	01/06/2024	73-92	L	23-53	.434	9-24	.375	18-31	.581	11	21	32	38.0	22	13	18	6	5	73	72.5
Utah Valley	01/11/2024	83-69	W	26-53	.491	11-29	.379	20-29	.690	6	32	38	38.0	28	20	14	5	8	83	73.2
Seattle U	01/13/2024	80-75	W	25-46	.543	7-23	.304	23-32	.719	10	23	33	37.7	27	18	19	3	3	80	73.6
Total		1251		421-970	.434	148-435	.340	261-371	.704	207	434	641	37.7	338	271	269	62	108	1251	73.6
Opponents		1265		431-1002	.430	139-364	.382	264-367	.719	176	395	571	33.6	322	251	212	59	134	1265	74.4

OPPONENT GAME-BY-GAME STATS

Opponent	Date	Score		Total		3-Pointers		Free throws		Rebounds				PF	A	TO	BLK	STL	PTS	AVG
				FG-FGA	PCT	3FG-3FGA	PCT	FT-FTA	PCT	OFF	DEF	TOT	AVG							
Oral Roberts	11/06/2023	75-71	W	24-60	.400	10-31	.323	13-22	.591	7	27	34	34.0	21	10	6	9	5	71	71.0
UT Tyler	11/11/2023	95-64	W	23-64	.359	8-21	.381	10-15	.667	12	21	33	33.5	15	15	15	0	6	64	67.5
at New Mexico	11/16/2023	80-82	L	30-69	.435	4-19	.211	18-26	.692	14	22	36	34.3	18	8	8	6	4	82	72.3
at Arizona	11/19/2023	56-101	L	38-73	.521	11-24	.458	14-15	.933	11	35	46	37.3	13	27	11	7	12	101	79.5
Alcorn	11/22/2023	82-69	W	25-63	.397	9-21	.429	10-13	.769	6	18	24	34.6	18	14	4	0	4	69	77.4
Texas St.	11/25/2023	66-73	L	25-55	.455	3-8	.375	20-29	.690	6	24	30	33.8	24	16	8	4	7	73	76.7
Abilene Christian	11/29/2023	86-71	W	25-55	.455	8-17	.471	13-19	.684	6	19	25	32.6	22	20	15	1	11	71	75.9
at Grand Canyon	12/02/2023	69-76	L	21-56	.375	6-23	.261	28-36	.778	17	20	37	33.1	15	8	14	2	12	76	75.9
North Texas-Dallas	12/06/2023	74-37	W	12-48	.250	5-14	.357	8-14	.571	9	20	29	32.7	17	9	19	4	6	37	71.6
vs Air Force	12/16/2023	76-73	W	26-50	.520	5-17	.294	16-22	.727	6	22	28	32.2	18	16	19	5	12	73	71.7
at Texas Tech	12/21/2023	66-77	L	28-62	.452	10-27	.370	11-13	.846	11	26	37	32.6	10	17	17	3	9	77	72.2
at North Texas	12/23/2023	52-78	L	28-53	.528	12-27	.444	10-15	.667	9	24	33	32.7	19	13	10	3	9	78	72.7
at Texas	01/01/2024	62-79	L	27-63	.429	9-25	.360	16-20	.800	20	25	45	33.6	17	15	12	8	3	79	73.2
at Tarleton St.	01/04/2024	76-78	L	27-57	.474	12-21	.571	12-16	.750	8	22	30	33.4	21	15	15	2	10	78	73.5
at SFA	01/06/2024	73-92	L	33-66	.500	12-25	.480	14-23	.609	15	27	42	33.9	26	20	15	3	10	92	74.7
Utah Valley	01/11/2024	83-69	W	17-55	.309	6-20	.300	29-39	.744	8	27	35	34.0	21	13	11	1	6	69	74.4
Seattle U	01/13/2024	80-75	W	22-53	.415	9-24	.375	22-30	.733	11	16	27	33.6	27	15	13	1	8	75	74.4
Total		1265		431-1002	.430	139-364	.382	264-367	.719	176	395	571	33.6	322	251	212	59	134	1265	74.4
UT Arlington		1251		421-970	.434	148-435	.340	261-371	.704	207	434	641	37.7	338	271	269	62	108	1251	73.6

UTA / OPPONENT TEAM GAME HIGHS & LOWS

UT Arlington - Game Highs

POINTS	95	UT Tyler (11/11/2023)
	86	Abilene Christian (11/29/2023)
	83	Utah Valley (01/11/2024)
	82	Alcorn (11/22/2023)
	80	Seattle U (01/13/2024)
	80	at New Mexico (11/16/2023)
FIELD GOALS MADE	34	UT Tyler (11/11/2023)
	30	at New Mexico (11/16/2023)
FIELD GOAL ATTEMPTS	72	North Texas-Dallas (12/06/2023)
	70	UT Tyler (11/11/2023)
FIELD GOAL PERCENTAGE	.574 (27-47)	Abilene Christian (11/29/2023)
	.543 (25-46)	Seattle U (01/13/2024)
3 PT FG MADE	17	UT Tyler (11/11/2023)
	13	Alcorn (11/22/2023)
3 PT FG ATTEMPTS	43	UT Tyler (11/11/2023)
	38	Alcorn (11/22/2023)
3 PT FG PERCENTAGE	.545 (12-22)	Abilene Christian (11/29/2023)
	.444 (12-27)	at Texas (01/01/2024)
FREE THROWS MADE	26	Texas St. (11/25/2023)
	23	Seattle U (01/13/2024)
FREE THROW ATTEMPTS	36	Texas St. (11/25/2023)
	32	Seattle U (01/13/2024)
FREE THROW PERCENTAGE	.864 (19-22)	vs Air Force (N) (12/16/2023)
	.833 (15-18)	at Grand Canyon (12/02/2023)
REBOUNDS	56	North Texas-Dallas (12/06/2023)
	55	Oral Roberts (11/06/2023)
ASSISTS	26	UT Tyler (11/11/2023)
	25	Abilene Christian (11/29/2023)
STEALS	13	at Texas Tech (12/21/2023)
	11	vs Air Force (N) (12/16/2023)
BLOCKED SHOTS	6	at SFA (01/06/2024)
	6	at Texas Tech (12/21/2023)
	6	Texas St. (11/25/2023)
TURNOVERS	20	vs Air Force (N) (12/16/2023)
	20	at Grand Canyon (12/02/2023)
FOULS	30	at Grand Canyon (12/02/2023)
	28	Utah Valley (01/11/2024)

Opponent - Game Highs

POINTS	101	at Arizona (11/19/2023)
	92	at SFA (01/06/2024)
	82	at New Mexico (11/16/2023)
	79	at Texas (01/01/2024)
	78	at Tarleton St. (01/04/2024)
	78	at North Texas (12/23/2023)
FIELD GOALS MADE	38	at Arizona (11/19/2023)
	33	at SFA (01/06/2024)
FIELD GOAL ATTEMPTS	73	at Arizona (11/19/2023)
	69	at New Mexico (11/16/2023)
FIELD GOAL PERCENTAGE	.528 (28-53)	at North Texas (12/23/2023)
	.521 (38-73)	at Arizona (11/19/2023)
3 PT FG MADE	12	at SFA (01/06/2024)
	12	at Tarleton St. (01/04/2024)
	12	at North Texas (12/23/2023)
3 PT FG ATTEMPTS	31	Oral Roberts (11/06/2023)
	27	at North Texas (12/23/2023)
	27	at Texas Tech (12/21/2023)
3 PT FG PERCENTAGE	.571 (12-21)	at Tarleton St. (01/04/2024)
	.480 (12-25)	at SFA (01/06/2024)
FREE THROWS MADE	29	Utah Valley (01/11/2024)
	28	at Grand Canyon (12/02/2023)
FREE THROW ATTEMPTS	39	Utah Valley (01/11/2024)
	36	at Grand Canyon (12/02/2023)
FREE THROW PERCENTAGE	.933 (14-15)	at Arizona (11/19/2023)
	.846 (11-13)	at Texas Tech (12/21/2023)
REBOUNDS	46	at Arizona (11/19/2023)
	45	at Texas (01/01/2024)
ASSISTS	27	at Arizona (11/19/2023)
	20	at SFA (01/06/2024)
	20	Abilene Christian (11/29/2023)
STEALS	12	vs Air Force (N) (12/16/2023)
	12	at Grand Canyon (12/02/2023)
	12	at Arizona (11/19/2023)
BLOCKED SHOTS	9	Oral Roberts (11/06/2023)
	8	at Texas (01/01/2024)
TURNOVERS	19	vs Air Force (N) (12/16/2023)
	19	North Texas-Dallas (12/06/2023)
FOULS	27	Seattle U (01/13/2024)
	26	at SFA (01/06/2024)

UT Arlington - Game Lows

POINTS	52	at North Texas (12/23/2023)
	56	at Arizona (11/19/2023)
	62	at Texas (01/01/2024)
	66	at Texas Tech (12/21/2023)
	66	Texas St. (11/25/2023)
FIELD GOALS MADE	15	at North Texas (12/23/2023)
	19	Texas St. (11/25/2023)
FIELD GOAL ATTEMPTS	44	Texas St. (11/25/2023)
	46	Seattle U (01/13/2024)
FIELD GOAL PERCENTAGE	.300 (15-50)	at North Texas (12/23/2023)
	.348 (24-69)	Oral Roberts (11/06/2023)
3 PT FG MADE	2	Texas St. (11/25/2023)
	3	at North Texas (12/23/2023)
3 PT FG ATTEMPTS	15	at Grand Canyon (12/02/2023)
	15	Texas St. (11/25/2023)
3 PT FG PERCENTAGE	.133 (2-15)	Texas St. (11/25/2023)
	.158 (3-19)	at North Texas (12/23/2023)
FREE THROWS MADE	4	at Texas (01/01/2024)
	5	at Arizona (11/19/2023)
FREE THROW ATTEMPTS	10	at Texas (01/01/2024)
	12	at Arizona (11/19/2023)
FREE THROW PERCENTAGE	.400 (4-10)	at Texas (01/01/2024)
	.417 (5-12)	at Arizona (11/19/2023)
REBOUNDS	29	at Grand Canyon (12/02/2023)
	30	at Tarleton St. (01/04/2024)
ASSISTS	7	at North Texas (12/23/2023)
	9	at Grand Canyon (12/02/2023)
STEALS	1	Alcorn (11/22/2023)
	3	Seattle U (01/13/2024)
	3	at New Mexico (11/16/2023)
BLOCKED SHOTS	1	UT Tyler (11/11/2023)
	2	at North Texas (12/23/2023)
	2	North Texas-Dallas (12/06/2023)
	2	at Grand Canyon (12/02/2023)
	2	at New Mexico (11/16/2023)
	2	Oral Roberts (11/06/2023)
TURNOVERS	11	Alcorn (11/22/2023)
	12	Oral Roberts (11/06/2023)
FOULS	14	at Texas Tech (12/21/2023)
	14	North Texas-Dallas (12/06/2023)

Opponent - Game Lows

POINTS	37	North Texas-Dallas (12/06/2023)
	64	UT Tyler (11/11/2023)
	69	Utah Valley (01/11/2024)
	69	Alcorn (11/22/2023)
	71	Abilene Christian (11/29/2023)
	71	Oral Roberts (11/06/2023)
FIELD GOALS MADE	12	North Texas-Dallas (12/06/2023)
	17	Utah Valley (01/11/2024)
FIELD GOAL ATTEMPTS	48	North Texas-Dallas (12/06/2023)
	50	vs Air Force (N) (12/16/2023)
FIELD GOAL PERCENTAGE	.250 (12-48)	North Texas-Dallas (12/06/2023)
	.309 (17-55)	Utah Valley (01/11/2024)
3 PT FG MADE	3	Texas St. (11/25/2023)
	4	at New Mexico (11/16/2023)
3 PT FG ATTEMPTS	8	Texas St. (11/25/2023)
	14	North Texas-Dallas (12/06/2023)
3 PT FG PERCENTAGE	.211 (4-19)	at New Mexico (11/16/2023)
	.261 (6-23)	at Grand Canyon (12/02/2023)
FREE THROWS MADE	8	North Texas-Dallas (12/06/2023)
	10	at North Texas (12/23/2023)
	10	Alcorn (11/22/2023)
	10	UT Tyler (11/11/2023)
FREE THROW ATTEMPTS	13	at Texas Tech (12/21/2023)
	13	Alcorn (11/22/2023)
FREE THROW PERCENTAGE	.571 (8-14)	North Texas-Dallas (12/06/2023)
	.591 (13-22)	Oral Roberts (11/06/2023)
REBOUNDS	24	Alcorn (11/22/2023)
	25	Abilene Christian (11/29/2023)
ASSISTS	8	at Grand Canyon (12/02/2023)
	8	at New Mexico (11/16/2023)
STEALS	3	at Texas (01/01/2024)
	4	Alcorn (11/22/2023)
	4	at New Mexico (11/16/2023)
BLOCKED SHOTS	0	Alcorn (11/22/2023)
	0	UT Tyler (11/11/2023)
TURNOVERS	4	Alcorn (11/22/2023)
	6	Oral Roberts (11/06/2023)
FOULS	10	at Texas Tech (12/21/2023)
	13	at Arizona (11/19/2023)

UTA / OPPONENT PLAYER GAME HIGHS

UT Arlington - Individual Game Highs

POINTS	29	Shemar Wilson at New Mexico (11/16/2023)
	28	Phillip Russell vs Air Force (N) (12/16/2023)
	24	Makaih Williams at Tarleton St. (01/04/2024)
	24	Dajuan Gordon vs Oral Roberts (11/06/2023)
	22	Dajuan Gordon vs Utah Valley (01/11/2024)
FIELD GOALS MADE	11	Shemar Wilson at New Mexico (11/16/2023)
	9	Phillip Russell vs Air Force (N) (12/16/2023)
FIELD GOAL ATTEMPTS	20	Dajuan Gordon vs Oral Roberts (11/06/2023)
	18	Phillip Russell at Texas Tech (12/21/2023)
FIELD GOAL PERCENTAGE (min 5 made)	.857 (6-7)	Akili Vining vs Texas St. (11/25/2023)
	.846 (11-13)	Shemar Wilson at New Mexico (11/16/2023)
3 PT FG MADE	6	Kade Douglas vs Alcorn (11/22/2023)
	5	Kade Douglas at Texas (01/01/2024)
	5	Kade Douglas vs UT Tyler (11/11/2023)
3 PT FG ATTEMPTS	12	Kade Douglas vs Alcorn (11/22/2023)
	11	Kade Douglas vs UT Tyler (11/11/2023)
3 PT FG PERCENTAGE (min 2 made)	1.000 (3-3)	Makaih Williams at Texas (01/01/2024)
	.750 (3-4)	Aaron Cash vs Seattle U (01/13/2024)
FREE THROWS MADE	10	Makaih Williams vs Texas St. (11/25/2023)
	10	Shemar Wilson vs Texas St. (11/25/2023)
FREE THROW ATTEMPTS	14	Makaih Williams vs Texas St. (11/25/2023)
	14	Shemar Wilson vs Texas St. (11/25/2023)
FREE THROW PERCENTAGE (min 3 made)	1.000 (7-7)	Dajuan Gordon vs Oral Roberts (11/06/2023)
	1.000 (4-4)	Darrius Miles at North Texas (12/23/2023)
	1.000 (4-4)	Makaih Williams vs Air Force (N) (12/16/2023)
	1.000 (4-4)	Dwayne Koroma at Grand Canyon (12/02/2023)
	1.000 (4-4)	Fabio Basili at Grand Canyon (12/02/2023)
	1.000 (4-4)	Dajuan Gordon vs Abilene Christian (11/29/2023)
	1.000 (3-3)	Akili Vining vs Alcorn (11/22/2023)
	1.000 (3-3)	Kade Douglas vs UT Tyler (11/11/2023)
REBOUNDS	17	Aaron Cash vs North Texas-Dallas (12/06/2023)
	15	Dajuan Gordon vs Air Force (N) (12/16/2023)
ASSISTS	8	Akili Vining vs Seattle U (01/13/2024)
	8	Makaih Williams vs Utah Valley (01/11/2024)
	8	Makaih Williams vs Abilene Christian (11/29/2023)
	8	Akili Vining vs Alcorn (11/22/2023)
STEALS	4	Aaron Cash at Texas Tech (12/21/2023)
	4	Dajuan Gordon vs Abilene Christian (11/29/2023)
	4	Dajuan Gordon vs UT Tyler (11/11/2023)
BLOCKED SHOTS	5	Shemar Wilson at Texas Tech (12/21/2023)
	4	Shemar Wilson at Texas (01/01/2024)
TURNOVERS	7	Makaih Williams at Grand Canyon (12/02/2023)
	5	Makaih Williams vs Seattle U (01/13/2024)
	5	Shemar Wilson vs Seattle U (01/13/2024)
	5	Shemar Wilson vs Utah Valley (01/11/2024)
	5	Shemar Wilson at SFA (01/06/2024)
	5	Dajuan Gordon vs Air Force (N) (12/16/2023)
	5	Phillip Russell vs Air Force (N) (12/16/2023)
FOULS	5	Makaih Williams vs Seattle U (01/13/2024)
	5	Aaron Cash vs Seattle U (01/13/2024)
	5	Dajuan Gordon vs Utah Valley (01/11/2024)
	5	Makaih Williams vs Utah Valley (01/11/2024)
	5	Shemar Wilson at SFA (01/06/2024)
	5	Dajuan Gordon at Texas (01/01/2024)
	5	Shemar Wilson at Grand Canyon (12/02/2023)
	5	Dajuan Gordon at Grand Canyon (12/02/2023)
	5	Makaih Williams at Grand Canyon (12/02/2023)
	5	Dajuan Gordon vs Texas St. (11/25/2023)
	5	Shemar Wilson vs Texas St. (11/25/2023)
	5	Dwayne Koroma vs Texas St. (11/25/2023)
	5	Aaron Cash vs Alcorn (11/22/2023)
	5	Dwayne Koroma at New Mexico (11/16/2023)
	5	Makaih Williams vs Oral Roberts (11/06/2023)

Opponent - Individual Game Highs

POINTS	29	Jamal Mashburn, Jr. at New Mexico (11/16/2023)
	26	Jason Edwards at North Texas (12/23/2023)
	25	Donovan Dent at New Mexico (11/16/2023)
	22	John Christofilis vs Seattle U (01/13/2024)
	21	Alex Schumacher vs Seattle U (01/13/2024)
	21	Rytis Petraitis vs Air Force (N) (12/16/2023)
	21	Tyon Grant-Foster at Grand Canyon (12/02/2023)
	21	Jordan Mason vs Texas St. (11/25/2023)
	21	Byron Joshua vs Alcorn (11/22/2023)
FIELD GOALS MADE	11	Donovan Dent at New Mexico (11/16/2023)
	9	Jason Edwards at North Texas (12/23/2023)
	9	Jamal Mashburn, Jr. at New Mexico (11/16/2023)
FIELD GOAL ATTEMPTS	23	Jamal Mashburn, Jr. at New Mexico (11/16/2023)
	18	Pop Isaacs at Texas Tech (12/21/2023)
	18	Donovan Dent at New Mexico (11/16/2023)
	18	Issac McBride vs Oral Roberts (11/06/2023)
FIELD GOAL PERCENTAGE (min 5 made)	.875 (7-8)	Oumar Ballo at Arizona (11/19/2023)
	.778 (7-9)	Brandon Love vs Texas St. (11/25/2023)
3 PT FG MADE	4	John Christofilis vs Seattle U (01/13/2024)
	4	Matt Hayman at SFA (01/06/2024)
	4	Lue Williams at Tarleton St. (01/04/2024)
	4	Jason Edwards at North Texas (12/23/2023)
	4	John Buggs III at North Texas (12/23/2023)
	4	Kareem Thompson vs Oral Roberts (11/06/2023)
3 PT FG ATTEMPTS	12	Issac McBride vs Oral Roberts (11/06/2023)
	11	Ethan Taylor vs Air Force (N) (12/16/2023)
3 PT FG PERCENTAGE (min 2 made)	1.000 (3-3)	Darrius Williams at Texas Tech (12/21/2023)
	1.000 (2-2)	Jalil Beaubrun at SFA (01/06/2024)
	1.000 (2-2)	Paulius Murauskas at Arizona (11/19/2023)
FREE THROWS MADE	11	Tyon Grant-Foster at Grand Canyon (12/02/2023)
	10	Alex Schumacher vs Seattle U (01/13/2024)
FREE THROW ATTEMPTS	14	Tyon Grant-Foster at Grand Canyon (12/02/2023)
	13	Alex Schumacher vs Seattle U (01/13/2024)
	13	Jamal Mashburn, Jr. at New Mexico (11/16/2023)
FREE THROW PERCENTAGE (min 3 made)	1.000 (6-6)	Pelle Larsson at Arizona (11/19/2023)
	1.000 (5-5)	Max Abmas at Texas (01/01/2024)
	1.000 (4-4)	Osiris Grady vs Utah Valley (01/11/2024)
	1.000 (4-4)	Issac McBride vs Oral Roberts (11/06/2023)
	1.000 (3-3)	Devon Barnes at Tarleton St. (01/04/2024)
	1.000 (3-3)	Josh Baker at Grand Canyon (12/02/2023)
	1.000 (3-3)	Dylan Dawson vs Texas St. (11/25/2023)
REBOUNDS	11	Brock Cunningham at Texas (01/01/2024)
	10	Seyi Reiley vs Seattle U (01/13/2024)
	10	Trevin Dorius vs Utah Valley (01/11/2024)
	10	Ithiel Horton at Texas (01/01/2024)
	10	Warren Washington at Texas Tech (12/21/2023)
	10	Tyon Grant-Foster at Grand Canyon (12/02/2023)
	10	Brandon Love vs Texas St. (11/25/2023)
	10	JT Toppin at New Mexico (11/16/2023)
ASSISTS	8	Alex Schumacher vs Seattle U (01/13/2024)
	8	Kaden Gumbs vs Texas St. (11/25/2023)
STEALS	4	Emmanuel Innocenti at Tarleton St. (01/04/2024)
	4	Jeffrey Mills vs Air Force (N) (12/16/2023)
	4	SERGIN MCCLAIN vs North Texas-Dallas (12/06/2023)
	4	Kavion McClain vs Abilene Christian (11/29/2023)
	4	Joshua O'Garro vs Texas St. (11/25/2023)
BLOCKED SHOTS	8	DeShang Weaver vs Oral Roberts (11/06/2023)
	4	Brandon Love vs Texas St. (11/25/2023)
TURNOVERS	6	Kellan Boylan vs Air Force (N) (12/16/2023)
	6	Tyon Grant-Foster at Grand Canyon (12/02/2023)
FOULS	5	Kobe Williamson vs Seattle U (01/13/2024)
	5	Nana Antwi-Boasiako at SFA (01/06/2024)
	5	Kiandre Gaddy at Tarleton St. (01/04/2024)
	5	Collin Moore at Grand Canyon (12/02/2023)
	5	Jeremiah Kendall vs Alcorn (11/22/2023)
	5	Dekebran Thorn vs Alcorn (11/22/2023)
	5	Josh Jones vs Oral Roberts (11/06/2023)

SINGLE-GAME INDIVIDUAL PROGRAM RECORDS

POINTS

Pts	Player	Opponent	Date
1. 44	Dink Ford	Texas Wesleyan	Dec. 28, 1964
2. 43	Steven Barber	at UTSA	Jan. 24, 2002
3. 41	Larry Moore	Centenary	Jan. 18, 1973
4. 39	Willie Brand	Prairie View A&M	Dec. 2, 1989
39	Jerry Janek	Texas Wesleyan	Dec. 29, 1962
6. 38	Erick Neal	Appalachian State	Feb. 1, 2018
38	Marquez Haynes	UTSA	Jan. 16, 2010
38	Steven Barber	Wichita State	Nov. 28, 2001
38	Mike Nau	Lamar	Feb. 14, 1967
10. 37	David Azore	at Little Rock	Jan. 22, 2022
37	Erick Neal	Appalachian State	Mar. 9, 2018
37	Reger Dowell	Western Kentucky	Mar. 1, 2014
37	Leonard Wilson	ULM	Mar. 6, 1993
37	Eric Gore	North Texas	Feb. 25, 1991
37	Bruce Tibbetts	at McMurry	Jan. 30, 1965
16. 36	David Azore	App State	Feb. 5, 2022
36	Marquez Haynes	vs. Texas A&M-Corpus Christi	Mar. 12, 2009
36	Keith Greene	McNeese State	Feb. 17, 2000
36	Sam Norton	at ULM	Mar. 5, 1984
36	Sam Norton	at Oral Roberts	Jan. 3, 1984
36	Eddie Stallings	Trinity	Feb. 1, 1969
36	Dink Ford	at Texas Wesleyan	Jan. 2, 1965
36	Bruce Tibbetts	at Texas Wesleyan	Jan. 2, 1965
36	John Reglin	at Texas Wesleyan	Jan. 25, 1964
25. 35	Erick Neal	at ULM	Feb. 15, 2018
35	Reger Dowell	Howard Payne	Nov. 13, 2014
35	Bobby Kenyon	Northwestern State	Feb. 27, 1992
35	Willie Brand	at Northwestern State	Feb. 16, 1991
35	Freddie Anderson	at North Texas	Jan. 14, 1976
35	Kenny Jenkins	at Denver	Jan. 10, 1976
35	Eddie Stallings	West Texas A&M	Jan. 2, 1969
35	Noel Roberts	Trinity	Jan. 5, 1963

FIELD GOALS MADE

FG	Player	Opponent	Date
1. 20	Larry Moore	Centenary	Jan. 18, 1973
2. 16	Cal Tate	Texas Wesleyan	Feb. 15, 1978
16	Ronnie Marsh	at Abilene Christian	Jan. 22, 1973
16	Mike Nau	Lamar	Feb. 14, 1967
16	Noel Roberts	Trinity	Dec. 28, 1962
6. 15	Robert Taylor	Texas Wesleyan	Dec. 17, 1996
15	Bobby Kenyon	Huston-Tillotson	Nov. 29, 1990
15	Sam Norton	ULM	Feb. 25, 1984
15	Sam Norton	at Arkansas State	Jan. 28, 1984
15	Eddie Stallings	Trinity	Feb. 1, 1969
15	Bruce Tibbetts	at McMurry	Jan. 30, 1965
12. 14	David Azore	App State	Feb. 5, 2022
14	Sam Norton	at Oral Roberts	Jan. 3, 1984
14	Cal Tate	Texas Wesleyan	Feb. 15, 1978
14	Freeman Sparks	at McNeese State	Feb. 23, 1976
14	Freddie Anderson	at Louisiana Tech	Feb. 2, 1976
14	Freddie Anderson	at North Texas	Jan. 14, 1976
14	Kenny Jenkins	at Denver	Jan. 10, 1976
14	David Payne	Houston	Feb. 26, 1970
14	Sherman Evans	Tennessee Tech	Dec. 15, 1968
14	Dink Ford	vs. Texas Wesleyan	Dec. 12, 1964

FIELD GOAL ATTEMPTS

FGA	Player	Opponent	Date
1. 30	Mike Nau	Texas Wesleyan	Dec. 4, 1965
30	Noel Roberts	Trinity	Jan. 5, 1963
3. 29	Miles Robertson	Pepperdine	Dec. 9, 1977
29	Larry Moore	Centenary	Jan. 18, 1973
29	Sherman Evans	at Lamar	Feb. 16, 1970
6. 28	David Azore	App State	Feb. 5, 2022
28	Eric Gore	University of Dallas	Dec. 8, 1990
28	Freddie Anderson	at Louisiana Tech	Feb. 2, 1976
9. 27	Marquez Haynes	North Texas	Nov. 18, 2009
27	Steven Barber	at Wichita State	Nov. 28, 2001
27	Robert Taylor	Texas Wesleyan	Dec. 17, 1996
27	Willie Brand	Sam Houston State	Jan. 11, 1990
27	Willie Brand	UTSA	Nov. 28, 1988
27	Sam Norton	at Oral Roberts	Jan. 3, 1984
15. 26	Cal Tate	Texas Wesleyan	Feb. 15, 1978
26	Ronnie Marsh	at Centenary	Feb. 5, 1973
26	Sherman Evans	Tennessee Tech	Dec. 15, 1969
26	Mike Nau	Lamar	Feb. 14, 1967

FIELD GOAL PERCENTAGE (Min. 5 Made)

Pct. (FG-A)	Player	Opponent	Date
1. 1.000 (10-10)	Jermaine Griffin	at Lamar	Feb. 14, 2008
1.000 (10-10)	Ike Mitchell	at Lamar	Jan. 18, 1986
1.000 (10-10)	Albert Culton	vs. Valpariso	Jan. 10, 1981
1.000 (9-9)	Erick Neal	at Rice	Nov. 29, 2015
1.000 (9-9)	Roger Shute	at TAMU-Kingsville	Jan. 19, 1976
1.000 (7-7)	K. Akobundu-Ehiogu	Lamar	Dec. 11, 2021
1.000 (7-7)	Jorge Bilbao	at Louisiana	Feb. 7, 2015
1.000 (7-7)	Jermaine Griffin	UT Tyler	Nov. 11, 2006
1.000 (7-7)	Steven Thomas	at New Mexico State	Nov. 26, 2004
1.000 (6-6)	Shemar Wilson	Mary Hardin-Baylor	Nov. 13, 2021
1.000 (6-6)	Andres Ibarguen	vs. Georgia Southern	Mar. 16, 2019
1.000 (6-6)	Johnny Hamilton	Rice	Nov. 29, 2017
1.000 (6-6)	Jordan Reves	Houston Baptist	Jan. 5, 2011
1.000 (6-6)	Keith Howell	UT Permian Basin	Dec. 5, 2003
1.000 (6-6)	Donald Harris	at Baylor	Nov. 21, 2001
1.000 (5-5)	K. Akobundu-Ehiogu	Mary Hardin-Baylor	Nov. 13, 2021
1.000 (5-5)	Lazaro Rojas	Howard Payne	Dec. 22, 2020
1.000 (5-5)	Jabari Narcis	at #8 Gonzaga	Nov. 19, 2019
1.000 (5-5)	Link Kabadyundi	at Alabama	Nov. 21, 2017
1.000 (5-5)	Kennedy Eubanks	at Georgia Southern	Feb. 4, 2016
1.000 (5-5)	Anthony Walker	at South Alabama	Mar. 8, 2014
1.000 (5-5)	Anthony Walker	at Oklahoma	Dec. 17, 2013
1.000 (5-5)	Vincent Dillard	Samford	Nov. 12, 2013
1.000 (5-5)	Brandon Edwards	Central Arkansas	Feb. 7, 2011
1.000 (5-5)	Anthony Vereen	vs. Schreiner	Nov. 26, 2007
1.000 (5-5)	Jermaine Griffin	vs. UC Riverside	Nov. 12, 2007
1.000 (5-5)	Jermaine Griffin	San Diego	Dec. 4, 2004
1.000 (5-5)	Bill Washington	at Arkansas State	Dec. 6, 1997
1.000 (5-5)	Jesse Kemp	Lamar	Jan. 22, 1976

3-POINTERS MADE

No.	Player	Opponent	Date
1. 9	Carson Bischoff	at Little Rock	Jan. 22, 2022
9	Erick Neal	at ULM	Feb. 15, 2018
9	Willie Brand	Northwestern State	Feb. 14, 1991
4. 8	Eric Gore	at Charleston Southern	Dec. 28, 1991
5. 7	Erick Neal	Georgia State	Feb. 24, 2018
7	Kevin Hervey	at Louisiana	Mar. 4, 2017
7	Jamel Outler	vs Houston Baptist	Nov. 22, 2014
7	Kevin Butler	at Idaho	Feb. 14, 2013
7	LaMarcus Reed III	at A&M-Corpus Christi	Mar. 2, 2011
7	Roge'r Guignard	at UTSA	Feb. 20, 2008
7	Roge'r Guignard	vs. Hardin-Simmons	Dec. 29, 2007
7	Brady Dawkins	at Nicholls	Feb. 23, 2006
7	Jabari Johnson	at ULM	Mar. 1, 2001
7	Jabari Johnson	McNeese State	Jan. 27, 2000
7	Ronald Smith	McNeese State	Feb. 13, 1993
7	Ronald Smith	Stephen F. Austin	Jan. 23, 1993
7	Darell Harmon	UTSA	Jan. 2, 1992
7	Glover Cody	McNeese State	Feb. 21, 1991
7	Rodrick Ford	UT Pan American	Dec. 19, 1988
7	Rodrick Ford	at UT Pan American	Dec. 19, 1987

3-POINT ATTEMPTS

No.	Player	Opponent	Date
1. 17	Roge'r Guignard	at UTSA	Feb. 20, 2008
2. 16	Roge'r Guignard	at Texas Southern	Dec. 20, 2006
16	Robert Mays	Nicholls	Dec. 3, 1990
4. 15	Erick Neal	at South Alabama	Jan. 16, 2016
15	Reger Dowell	at Georgia State	Feb. 1, 2014
15	Jabari Johnson	McNeese State	Jan. 27, 2000
15	Leonard Wilson	at Northwestern State	Feb. 1, 1992
15	Bobby Kenyon	McNeese State	Feb. 21, 1991
15	Ronnie Pruitt	McNeese State	Feb. 21, 1991
10. 14	Erick Neal	at Georgia State	Jan. 25, 2018
14	Reger Dowell	Troy	Jan. 23, 2014
14	Ronald Smith	Stephen F. Austin	Jan. 23, 1993
14	Eric Gore	at Stephen F. Austin	Jan. 11, 1992
14	Eric Gore	at Charleston Southern	Dec. 28, 1991
14	Robert Mays	at New Mexico	Nov. 23, 1990
16. 13	Edric Dennis	at Coastal Carolina	Jan. 12, 2019
13	Kevin Hervey	Georgia State	Feb. 24, 2018
13	Brandon Long	at Houston Baptist	Nov. 29, 2008
13	Brandon Long	at Texas Southern	Dec. 20, 2006
13	Steven Barber	McNeese State	Jan. 27, 2000
13	Anthony Durham	McNeese State	Jan. 30, 1997
13	Willie Brand	Sam Houston State	Jan. 11, 1990
13	Willie Brand	UTSA	Nov. 28, 1988

3-POINT PERCENTAGE (Min. 5 Made)

Pct. (FG-A)	Player	Opponent	Date
1. 1.000 (7-7)	Kevin Butler	at Idaho	Feb. 14, 2013
1.000 (5-5)	David Azore	at Georgia Southern	Jan. 8, 2022
1.000 (5-5)	Jabari Narcis	at #8 Gonzaga	Nov. 19, 2019
1.000 (5-5)	Scott Cross	UTSA	Feb. 14, 1998

SINGLE-GAME INDIVIDUAL PROGRAM RECORDS

FREE THROWS MADE

No.	Player	Opponent	Date
1.	20 Paul Renfro	Louisiana	Feb. 19, 1979
2.	19 Eddie Stallings	West Texas A&M	Jan. 2, 1969
3.	18 Dink Ford	TAMU-Commerce	Dec. 12, 1964
4.	17 David Azore	at Little Rock	Jan. 22, 2022
17	Jerry Janek	Texas Wesleyan	Dec. 29, 1962
6.	16 Steven Thomas	San Diego	Dec. 4, 2004
16	Steven Thomas	at UTSA	Jan. 10, 2004
16	Dink Ford	vs. Texas Wesleyan	Dec. 29, 1964
16	Jerry Janek	vs. Texas Wesleyan	Dec. 29, 1962
10.	15 Edric Dennis	vs. Little Rock	Jan. 19, 2019
15	Reger Dowell	Western Kentucky	Mar. 1, 2014
15	Paul Renfro	McNeese State	Feb. 3, 1979
15	Harvey Harris	Lamar	Dec. 18, 1962
14.	14 Scott Cross	Air Force	Dec. 22, 1997
14	Eddie Stallings	at Texas Tech	Jan. 20, 1968
14	Dink Ford	Angelo State	Feb. 8, 1966
14	Jay Hawley	vs. Texas Wesleyan	Dec. 29, 1960
14	LaMarcus Reed	at UTSA	Mar. 3, 2012

FREE THROW ATTEMPTS

No.	Player	Opponent	Date
1.	22 Eddie Stallings	West Texas A&M	Jan. 18, 1969
22	Steven Thomas	ULM	Jan. 22, 2005
3.	21 David Azore	at Little Rock	Jan. 22, 2022
21	Jerry Janek	Texas Wesleyan	Dec. 29, 1962
5.	20 Glover Cody	at Georgia State	Dec. 15, 1990
20	Paul Renfro	Louisiana	Feb. 19, 1979
7.	19 Bruce Tibbetts	Austin College	Dec. 10, 1964
8.	18 Reger Dowell	Western Kentucky	Mar. 1, 2014
18	Steven Thomas	Northwestern State	Jan. 12, 2005
18	Steven Barber	at Sam Houston State	March 6, 2001
18	Dink Ford	vs. Texas Wesleyan	Dec. 29, 1964

FREE THROW PERCENTAGE (Min. 10 Att.)

Pct. (FG-A)	Player	Opponent	Date
1. 1.000 (20-20)	Paul Renfro	at Louisiana	Feb. 19, 1979
1.000 (13-13)	Eddie Stallings	at Houston	Feb. 22, 1968
1.000 (12-12)	Jordan Reves	at McNeese State	Feb. 22, 2012
1.000 (12-12)	Derrick Obasohan	at Nicholls	Feb. 28, 2004
1.000 (12-12)	Brian Myers	at Northwestern State	Feb. 22, 1996
1.000 (12-12)	Paul Renfro	McNeese State	Jan. 28, 1980
1.000 (11-11)	Brandon Edwards	at South Alabama	Mar. 8, 2014
1.000 (11-11)	Rodrick Epps	at Texas State	Feb. 3, 2007
1.000 (11-11)	Keith Howell	at Northwestern State	Jan. 30, 2003
1.000 (11-11)	Melvin Polk	at TCU	Dec. 1, 1979
1.000 (11-11)	Paul Renfro	at Wichita State	Dec. 8, 1978
1.000 (11-11)	Mike Nau	vs. Austin College	Dec. 29, 1965
1.000 (10-10)	Rodrick Epps	at AMCC	Feb. 19, 2007
1.000 (10-10)	Reggie Brown	North Texas	Feb. 3, 1996
1.000 (10-10)	Keith Cornett	at Northwestern State	Feb. 4, 1995
1.000 (10-10)	Ricky Leggett	at Baylor	Dec. 16, 1980
1.000 (10-10)	Melvin Polk	at Baylor	Dec. 16, 1980

REBOUNDS

No.	Player	Opponent	Date
1.	24 Albert Culton	vs. Northeastern	Jan. 9, 1981
2.	23 Bruce Tibbetts	Austin College	Dec. 10, 1964
23	Jerry Janek	vs. Texas Wesleyan	Dec. 29, 1962
4.	22 Jermaine Griffin	UT Permian Basin	Dec. 1, 2005
5.	21 Mike Nau	Texas Wesleyan	Dec. 4, 1965
21	Mike Nau	Austin College	Dec. 13, 1966
21	Bruce Tibbetts	at McMurry	Jan. 30, 1965
8.	20 Sam Norton	McNeese State	Feb. 11, 1984
20	Mike Nau	Lamar	Feb. 14, 1967
20	Sherman Evans	at Samford	Dec. 18, 1971
11.	19 Brandon Edwards	at Troy	Mar. 6, 2014
19	Johnny McDowell	Sam Houston State	Jan. 21, 1993
19	Donny Beachum	UT Pan American	Jan. 21, 2004
19	John Reglin	Lamar	Feb. 14, 1967
19	John Reglin	Lamar	Jan. 8, 1966
19	Sam Norton	ULM	Feb. 2, 1984
19	Sherman Evans	Arkansas	Dec. 13, 1970

OFFENSIVE REBOUNDS (Since 1983-84)

No.	Player	Opponent	Date
1.	12 Aaron Cash	UNT Dallas	Dec. 6, 2023
12	Johnny McDowell	UTSA	Jan. 2, 1992
12	Sam Norton	McNeese State	Feb. 11, 1984
4.	11 Eric Gore	University of Dallas	Dec. 8, 1990
11	Sam Norton	Louisiana Tech	Mar. 1, 1984
11	Sam Norton	at Oral Roberts	Jan. 3, 1984
7.	10 Eric Gore	at ULM	Feb. 16, 1991
10	Michael Beasley	Morehead State	Jan. 3, 1989
9.	9 Johnny Hamilton	vs. Georgia State	Mar. 1, 2018
9	Bill Washington	at Northwestern State	Feb. 18, 1999
9	Bill Washington	at UTSA	Jan. 10, 1998
9	Robert Taylor	Texas Wesleyan	Dec. 17, 1996
9	Johnny McDowell	Sul Ross State	Dec. 4, 1992
9	Johnny McDowell	at Northwestern State	Feb. 1, 1992
9	Leonard Wilson	Nicholls	Dec. 3, 1990
9	Bill Nygard	Huston-Tillotson	Nov. 29, 1990

DEFENSIVE REBOUNDS (Since 1983-84)

No.	Player	Opponent	Date
1.	14 Jermaine Griffin	UT Permian Basin	Dec. 1, 2005
14	Robert Taylor	ULM	Feb. 27, 1997
14	Sam Norton	North Texas	Feb. 9, 1984
14	Sam Norton	ULM	Feb. 2, 1984
5.	13 David Azore	at Texas State	Feb. 2, 2019
13	Kevin Hervey	at UTRGV	Dec. 16, 2018
13	Kevin Hervey	South Alabama	Feb. 25, 2017
13	Mack Callier	at Sam Houston State	Feb. 17, 2003
13	David Allen	North Texas	Jan. 14, 1989
10.	12 Shemar Wilson	Utah Valley	Jan. 11, 2024
12	David Azore	at Georgia Southern	Dec. 21, 2019
12	Kevin Hervey	Appalachian State	Feb. 1, 2018
12	Kevin Hervey	at Loyola Marymount	Dec. 22, 2016
12	Larry Posey	UTSA	Feb. 15, 2007
12	Steven Thomas	at Stephen F. Austin	Jan. 26, 2006
12	Anthony Durham	Northwestern State	Mar. 1, 1997
12	Bill Washington	Jarvis Christian	Dec. 2, 1996
12	Johnny McDowell	Sam Houston State	Jan. 21, 1993
12	Johnny McDowell	at Nicholls	Jan. 16, 1993
12	Johnny McDowell	vs. Gonzaga	Dec. 11, 1992
21.	11 Dajuan Gordon	vs. Air Force	Dec. 16, 2023
11	Dajuan Gordon	at New Mexico	Nov. 16, 2023
11	David Azore	at Louisiana Tech	Nov. 27, 2020
11	David Azore	at Appalachian State	Jan. 10, 2019
11	Johnny Hamilton	at Northern Iowa	Dec. 7, 2017
11	Kevin Hervey	at Grand Canyon	Nov. 20, 2014
11	Brandon Edwards	vs. ULM	Mar. 13, 2014
11	Brandon Edwards	at Troy	Mar. 6, 2014
11	Brandon Edwards	Samford	Nov. 12, 2013
11	LaMarcus Reed III	vs. Southeastern La	Feb. 19, 2011
11	Steven Thomas	SE Louisiana	Jan. 19, 2006
11	Steven Thomas	at South Florida	Dec. 29, 2004
11	Mack Callier	at Sam Houston State	Mar. 6, 2001
11	Mack Callier	Texas State	Feb. 12, 2001
11	Brian Myers	TAMU-Commerce	Dec. 11, 1993

ASSISTS

No.	Player	Opponent	Date
1.	17 Jermaine Johnson	at Sam Houston State	Dec. 28, 1998
2.	16 Sean Miller	at Northwestern State	Feb. 19, 1994
3.	15 Erick Neal	at Niagara	Nov. 25, 2017
15	Glover Cody	North Texas	Feb. 15, 1992
15	Glover Cody	at Northwestern State	Feb. 14, 1991
15	Glover Cody	at Sam Houston State	Jan. 25, 1991
6.	13 Erick Neal	UT Dallas	Nov. 27, 2017
13	Erick Neal	at BYU	Mar. 15, 2017
13	Erick Neal	Louisiana	Jan. 23, 2017
13	Erick Neal	UT Dallas	Dec. 5, 2016
13	Glover Cody	at Iowa State	Dec. 10, 1991
13	Glover Cody	vs. Army	Nov. 24, 1990
13	Ronnell Peters	at ULM	Feb. 25, 1984
13	Ricky Leggett	at Denver	Dec. 12, 1978
13	Jesse Kemp	McNeese State	Feb. 28, 1977
13	David Payne	at UT Pan American	Jan. 18, 1971
13	David Payne	at Texas Wesleyan	Dec. 16, 1969

SINGLE-GAME INDIVIDUAL PROGRAM RECORDS

BLOCKED SHOTS

No.	Player	Opponent	Date
1.	9 Paul Renfro	Texas Wesleyan	Jan. 18, 1980
2.	8 Miles Robertson	Louisiana Tech	Mar. 1, 1979
3.	7 Kaodirichi Akobundu-Ehiogu	Louisiana	Jan. 15, 2021
	7 Johnny Hamilton	at Georgia State	Jan. 25, 2018
5.	6 K. Akobundu-Ehiogu	at South Alabama	Feb. 25, 2022
	6 K. Akobundu-Ehiogu	Lamar	Dec. 11, 2021
	6 Kaodirichi Akobundu-Ehiogu	at Arkansas State	Jan. 29, 2021
	6 Johnny Hamilton	Georgia Southern	Feb. 22, 2018
	6 Brandon Williams	vs Howard Payne	Dec. 20, 2014
	6 Jordan Reves	at San Jose State	Jan. 28, 2013
	6 Jordan Reves	vs. Louisiana Tech	Jan. 5, 2013
	6 Jermaine Griffin	at Western Illinois	Dec. 4, 2006
	6 Miles Robertson	St. Edward's	Nov. 26, 1977
	6 Trey Parker	Sam Houston State	Jan. 30, 2008
15.	5 K. Akobundu-Ehiogu	Little Rock	Feb. 17, 2022
	5 K. Akobundu-Ehiogu	South Alabama	Dec. 30, 2021
	5 Patrick Mwamba	Louisiana	Feb. 26, 2021
	5 Kaodirichi Akobundu-Ehiogu	Texas State	Feb. 11, 2021
	5 Kaodirichi Akobundu-Ehiogu	Louisiana	Jan. 16, 2021
	5 Kaodirichi Akobundu-Ehiogu	Dallas Christian	Dec. 17, 2020
	5 Brandon Edwards	ULM	Jan. 9, 2014
	5 Jermaine Griffin	at Texas State	Feb. 3, 2007
	5 Jermaine Griffin	UT Tyler	Nov. 11, 2006
	5 Roy Johnson	at Northwestern State	Feb. 26, 2004
	5 Jermaine Johnson	at UTSA	Jan. 7, 1999
	5 Johnny McDowell	McNeese State	Jan. 25, 1992
	5 Ralph McPherson	Arkansas State	Feb. 16, 1981
	5 Albert Culton	McNeese State	Feb. 7, 1981

STEALS

No.	Player	Opponent	Date
1.	8 Bill Washington	McNeese State	Jan. 27, 2000
	8 Leonard Wilson	Nicholls	Dec. 3, 1990
3.	7 Shahada Wells	Little Rock	Jan. 22, 2021
	7 Bill Washington	Stephen F. Austin	Feb. 11, 1999
	7 Bill Washington	McMurry	Nov. 24, 1998
	7 Glover Cody	at North Texas	Feb. 28, 1991
	7 Rodrick Ford	US International	Feb. 5, 1987
	7 Rodrick Ford	at Stephen F. Austin	Jan. 16, 1987
	7 Ronnell Peters	Arkansas State	Feb. 1, 1986

TURNOVERS

No.	Player	Opponent	Date
1.	12 Ricky Leggett	at Lamar	Mar. 4, 1978
2.	11 Erick Neal	at Georgia Southern	Jan. 27, 2018
	11 Johnny Hill	at Georgia State	Jan. 15, 2015
	11 Ronnie Marsh	at Hardin-Simmons	Feb. 2, 1974
5.	10 Lonnie McClanahan	at Texas State	Jan. 18, 2014
	10 Josh Daniel	ULM	Mar. 7, 2003
	10 Miles Robertson	at Lamar	Feb. 10, 1979
	10 Ricky Leggett	at Baylor	Dec. 16, 1980
	10 Greg Stuckey	at Lamar	Feb. 24, 1977

MINUTES PLAYED (Since 1973-74)

No.	Player	Opponent	Date
1.	50 Jermaine Johnson	at Sam Houston State	Dec. 28, 1998
2.	49 David Azore	at Little Rock	Jan. 22, 2022
	49 Keith Howell	ULM	Mar. 7, 2003
	49 Donald Harris	at Sam Houston State	Dec. 28, 1998
5.	47 Rickey Leggett	McNeese State	Jan. 28, 1980
	47 Jeffrey Stewart	McNeese State	Jan. 28, 1980
	47 Miles Robertson	at Pepperdine	Dec. 9, 1977
	47 Cal Tate	at Pepperdine	Dec. 9, 1977
9.	46 Patrick Mwamba	at Little Rock	Jan. 22, 2022
	46 Rodrick Epps	at TCU	Nov. 18, 2006
	46 Larry Posey	at TCU	Nov. 18, 2006
	46 Donald Harris	at Stephen F. Austin	Feb. 6, 1999
	46 Bill Washington	at Stephen F. Austin	Feb. 6, 1999
13.	45 Jarrett Howell	at Sam Houston State	Mar. 7, 2006
	45 Josh Daniel	ULM	Mar. 7, 2003
	45 Keith Greene	at Stephen F. Austin	Feb. 6, 1999
	45 Reggie Brown	Sam Houston State	Feb. 13, 1997
	45 Doug Gann	vs. UNC Wilmington	Dec. 30, 1989
	45 Danny Johnson	Texas Southern	Jan. 13, 1983
	45 Ronny Newton	Louisiana Tech	Feb. 21, 1977
	45 Greg Stuckey	Louisiana Tech	Feb. 21, 1977
	45 Jesse Kemp	Louisiana Tech	Feb. 21, 1977
	45 Darnell Johnson	Louisiana Tech	Feb. 21, 1977
	45 Jesse Kemp	North Texas	Jan. 12, 1977

SINGLE-GAME TEAM PROGRAM RECORDS

POINTS

Total (Score)	Opponent	Date
1. 154 (154-85)	Huston-Tillotson	Nov. 29, 1990
2. 149 (149-86)	University of Dallas	Dec. 8, 1990
3. 138 (138-135, 3OT)	Lamar	Feb. 14, 1967
4. 130 (130-64)	Huston-Tillotson	Nov. 28, 1991
5. 126 (126-73)	Texas Wesleyan	Dec. 7, 1981
6. 124 (124-123, 3OT)	at Sam Houston State	Dec. 28, 1998
7. 121 (121-61)	Schreiner	Dec. 3, 1992
8. 118 (118-84)	at Texas State	Feb. 9, 1991
118 (118-117, 4OT)	Hardin-Simmons	Dec. 11, 1971
10. 117 (117-53)	Howard Payne	Dec. 22, 2020
117 (117-115)	Nicholls	Dec. 3, 1990
12. 116 (116-87)	St. Edward's	Nov. 26, 1977
13. 115 (115-109)	North Texas	Feb. 25, 1991
115 (115-100)	Texas Wesleyan	Jan. 2, 1965
15. 114 (114-78)	Texas Wesleyan	Dec. 17, 1968
16. 113 (113-81)	vs. San Francisco	Nov. 29, 1991
113 (113-104)	at Georgia State	Dec. 15, 1990
113 (113-85)	SE Louisiana	Dec. 1, 1990
113 (113-109, OT)	at Texas Wesleyan	Jan. 30, 1968
20. 111 (111-64)	Howard Payne	Nov. 13, 2013
111 (111-77)	McNeese State	Feb. 7, 1981
111 (111-92)	Abilene Christian	Jan. 31, 1970
111 (111-120)	Lamar	Feb. 6, 1968
24. 110 (110-103)	at Texas State	Feb. 3, 2007
110 (110-85)	Georgia State	Dec. 7, 1991
110 (110-92)	Texas Wesleyan	Jan. 8, 1987
110 (110-116)	at Sam Houston State	Dec. 11, 1967
110 (110-93)	Texas Wesleyan	Dec. 3, 1964
29. 109 (109-48)	Dallas Christian	Dec. 17, 2020
109 (109-96)	Hardin-Simmons	Dec. 11, 1978
31. 108 (108-71)	Louisiana	Jan. 23, 2017
108 (108-84)	at Nicholls	Jan. 2, 1991
108 (108-103)	UT Pan American	Feb. 26, 1968
108 (108-116)	Angelo State	Dec. 21, 1967
108 (108-95)	Trinity	Jan. 10, 1966
36. 107 (107-65)	Texas A&M-Kingsville	Nov. 29, 1982
37. 106 (106-76)	Tarleton State	Nov. 29, 1986
106 (106-116)	at Drake	Dec. 22, 1979
106 (106-72)	Abilene Christian	Feb. 19, 1973
40. 105 (105-89)	at BYU	Mar. 15, 2017
105 (105-63)	Austin College	Jan. 30, 2007
105 (105-91)	Sul Ross State	Dec. 4, 1992
43. 104 (104-75)	Mary Hardin-Baylor	Nov. 13, 2021
104 (104-106)	Louisiana	Feb. 27, 1978
104 (104-100)	vs. Texas Wesleyan	Dec. 28, 1964
46. 103 (103-61)	Southwestern	Nov. 12, 2022
103 (103-45)	Hardin-Simmons	Dec. 29, 2001
103 (103-88)	McNeese State	Feb. 20, 1992
103 (103-86)	Texas Wesleyan	Jan. 19, 1981
103 (103-115)	at Louisiana	Feb. 19, 1979
103 (103-70)	at Tarleton State	Feb. 1, 1966
103 (103-92)	Lamar	Feb. 27, 1965
53. 102 (102-72)	Texas Southern	Nov. 14, 2007
102 (102-108)	Denver	Dec. 12, 1977
102 (102-104, 2OT)	Texas Southern	Jan. 13, 1983
102 (102-90)	Texas Wesleyan	Dec. 4, 1965
102 (102-88)	at Texas Wesleyan	Jan. 25, 1964
58. 101 (101-85)	vs. Texas Wesleyan	Dec. 22, 2009
101 (101-123)	at Northwestern State	Feb. 19, 1994
101 (101-45)	Austin College	Dec. 3, 1991
101 (101-95)	Texas State	Jan. 12, 1991
101 (101-105, OT)	North Texas	Jan. 12, 1977
101 (101-110)	at North Texas	Jan. 14, 1976
101 (101-82)	UT Pan American	Jan. 21, 1971
101 (101-110)	Texas Wesleyan	Dec. 13, 1967
66. 100 (100-59)	Hardin-Simmons	Nov. 15, 2022
100 (100-97, 2OT)	at UTSA	Jan. 17, 2009
100 (100-85)	McNeese State	Feb. 18, 1995
100 (100-97, 2OT)	TAMU-Commerce	Dec. 11, 1993
100 (100-78)	at Sam Houston State	Feb. 20, 1993
100 (100-90)	North Texas	Feb. 15, 1992
100 (100-79)	US International	Feb. 5, 1987
100 (100-87)	McNeese State	Mar. 3, 1981
100 (100-74)	Hardin-Simmons	Jan. 12, 1981
100 (100-85)	McNeese State	Feb. 3, 1979
100 (100-89)	at Angelo State	Jan. 1, 1970
100 (100-92)	West Texas A&M	Mar. 1, 1968

In A Loss

111 (111-120)	Lamar	Feb. 6, 1968
---------------	-------	--------------

POINTS IN AN OVERTIME GAME

Total (Score)	Opponent	Date
1. 138 (138-135, 3OT)	Lamar	Feb. 14, 1967
2. 124 (124-123, 3OT)	at Sam Houston State	Dec. 28, 1998
3. 118 (118-117, 4OT)	Hardin-Simmons	Dec. 11, 1971
4. 113 (113-109, OT)	at Texas Wesleyan	Jan. 30, 1968
5. 102 (102-104, 2OT)	Texas Southern	Jan. 13, 1983
6. 101 (101-105, OT)	North Texas	Jan. 12, 1977
7. 100 (100-97, 2OT)	at UTSA	Jan. 17, 2009
100 (100-97, 2OT)	Texas A&M Commerce	Dec. 11, 1993

POINTS AT HOME

Total (Score)	Opponent	Date
1. 154 (154-85)	Huston-Tillotson	Nov. 29, 1990
2. 149 (149-86)	University of Dallas	Dec. 8, 1990
3. 138 (138-135, 3OT)	Lamar	Feb. 14, 1967
4. 130 (130-64)	Huston-Tillotson	Nov. 28, 1991
5. 126 (126-73)	Texas Wesleyan	Dec. 7, 1981
6. 121 (121-61)	Schreiner	Dec. 3, 1992
7. 118 (118-117, 4OT)	Hardin-Simmons	Dec. 11, 1971
8. 117 (117-53)	Howard Payne	Dec. 22, 2020
117 (117-115)	Nicholls	Dec. 3, 1990
10. 116 (116-87)	St. Edward's	Nov. 26, 1977
11. 115 (115-100)	Texas Wesleyan	Jan. 2, 1965

In Conference Play

117 (117-115)	Nicholls	Dec. 3, 1990
---------------	----------	--------------

vs. Non-Conference Opponent

154 (154-85)	Huston-Tillotson	Nov. 29, 1990
--------------	------------------	---------------

POINTS ON THE ROAD

Total (Score)	Opponent	Date
1. 124 (124-123, 3OT)	at Sam Houston State	Dec. 28, 1998
2. 118 (118-84)	at Texas State	Feb. 9, 1991
3. 113 (113-104)	at Georgia State	Dec. 15, 1990
113 (113-109, OT)	at Texas Wesleyan	Jan. 30, 1968
5. 110 (110-103)	at Texas State	Feb. 3, 2007
110 (110-116)	at Sam Houston State	Dec. 11, 1967
7. 108 (108-84)	at Nicholls	Jan. 2, 1991
8. 106 (106-116)	at Drake	Dec. 22, 1979
9. 103 (103-72)	at SE Louisiana	Jan. 4, 1991
103 (103-115)	at Louisiana	Feb. 19, 1979
103 (103-70)	at Tarleton State	Feb. 1, 1966

POINTS AT A NEUTRAL SITE

Total (Score)	Opponent	Date
1. 113 (113-81)	vs. San Francisco	Nov. 29, 1991
2. 104 (104-100)	vs. Texas Wesleyan	Dec. 28, 1964

LARGEST COMBINED SCORE

Total (Score)	Opponent	Date
1. 273 (138-135, 3OT)	Lamar	Feb. 14, 1967
2. 247 (124-123, 3OT)	at Sam Houston State	Dec. 28, 1998
3. 239 (154-85)	Huston-Tillotson	Nov. 29, 1990
4. 235 (149-86)	University of Dallas	Dec. 8, 1990
235 (99-136)	at New Mexico	Nov. 23, 1990
235 (118-117, 4OT)	Hardin-Simmons	Dec. 11, 1971
7. 232 (117-115)	Nicholls	Dec. 3, 1990
8. 231 (111-120)	Lamar	Feb. 6, 1968
9. 226 (110-116)	at Sam Houston State	Dec. 11, 1967
10. 224 (101-123)	at Northwestern State	Feb. 19, 1994
224 (115-109)	North Texas	Feb. 25, 1991
224 (108-116)	Angelo State	Dec. 21, 1967

POINTS IN A HALF

Total (Half)	Opponent	Date
1. 90 (2nd)	Huston-Tillotson	Nov. 29, 1990
2. 78 (1st)	University of Dallas	Dec. 8, 1990
3. 72 (2nd)	at Texas State	Feb. 9, 1991
4. 71 (2nd)	University of Dallas	Dec. 8, 1990
5. 70 (2nd)	at SE Louisiana	Jan. 4, 1991
6. 69 (2nd)	Nicholls	Jan. 24, 1998
69 (2nd)	at Georgia State	Dec. 15, 1990
69 (1st)	Austin College	Dec. 13, 1966
9. 68 (2nd)	Louisiana	Jan. 23, 2017
68 (2nd)	at Nicholls	Jan. 2, 1991
11. 67 (1st)	Howard Payne	Dec. 22, 2020
67 (2nd)	Texas Wesleyan	Dec. 7, 1981

SINGLE-GAME TEAM PROGRAM RECORDS

FIELD GOALS MADE

Total	Opponent	Date
1. 60	Huston-Tillotson	Nov. 29, 1990
2. 57	Lamar	Feb. 14, 1967
3. 53	University of Dallas	Dec. 8, 1990
53	Texas Wesleyan	Dec. 7, 1981
5. 50	Huston-Tillotson	Nov. 26, 1991
6. 47	St. Edward's	Nov. 26, 1977
47	at Texas Wesleyan	Jan. 30, 1968
8. 46	Howard Payne	Dec. 22, 2020
9. 45	Schreiner	Dec. 3, 1992
45	Abilene Christian	Jan. 31, 1970
11. 44	Nicholls	Dec. 3, 1990
44	Tarleton State	Nov. 29, 1986
44	North Texas	Jan. 12, 1977
44	UT Pan American	Jan. 21, 1971
44	Texas Wesleyan	Dec. 17, 1968

FIELD GOALS ATTEMPTED

Total	Opponent	Date
1. 122	Huston-Tillotson	Nov. 29, 1990
2. 105	at New Mexico	Nov. 23, 1990
3. 102	University of Dallas	Dec. 8, 1990
102	Nicholls	Dec. 3, 1990
5. 101	Hardin-Simmons	Dec. 11, 1971
6. 100	South Dakota State	Dec. 6, 1971
7. 98	North Texas	Jan. 12, 1977
8. 97	Lamar	Feb. 14, 1967
9. 95	Texas Wesleyan	Dec. 4, 1965
10. 94	at Denver	Jan. 8, 1975
94	Texas Wesleyan	Dec. 3, 1964

FIELD GOAL PERCENTAGE (Min. 30 Made)

Pct. (FG-A)	Opponent	Date
1. .723 (34-47)	UT Tyler	Dec. 22, 2004
2. .680 (53-78)	Texas Wesleyan	Dec. 7, 1981
3. .667 (34-51)	Central Arkansas	Feb. 7, 2011
.667 (32-48)	vs. Valparaiso	Jan. 10, 1981
5. .660 (40-62)	at Texas Wesleyan	Jan. 2, 1965
6. .653 (32-49)	at ULM	Feb. 1, 2003
7. .642 (43-67)	Mary Hardin-Baylor	Nov. 13, 2021
.642 (34-53)	vs. Georgia State	Dec. 22, 1984
9. .639 (39-61)	vs. Schreiner	Nov. 26, 2007
10. .635 (33-52)	at UTSA	Feb. 19, 1996
11. .630 (42-67)	Oklahoma State	Jan. 14, 1984
.630 (36-57)	Oral Roberts	Jan. 23, 1982

3-POINTERS MADE

Total	Opponent	Date
1. 17	UT Tyler	Nov. 11, 2023
17	Bradley	Dec. 8, 2015
3. 16	Howard Payne	Dec. 22, 2020
16	Texas State	Jan. 12, 1991
5. 15	UT Dallas	Nov. 5, 2019
15	at South Alabama	Feb. 28, 2019
15	at Arkansas State	Jan. 13, 2018
15	Coastal Carolina	Dec. 31, 2016
15	at Northwestern State	Jan. 6, 2000
15	at TCU	Dec. 19, 1999
15	UTSA	Jan. 2, 1992
15	at Northwestern State	Feb. 14, 1991
15	Huston-Tillotson	Nov. 29, 1990

3-POINTERS ATTEMPTED

Total	Opponent	Date
1. 43	UT Tyler	Nov. 11, 2023
42	Howard Payne	Dec. 22, 2020
42	at South Alabama	Jan. 16, 2016
4. 40	at Northwestern State	Feb. 1, 1992
5. 39	McNeese State	Jan. 27, 2000
39	at ULM	Jan. 8, 2000
39	Nicholls	Dec. 3, 1990
8. 38	Alcorn State	Nov. 22, 2023
38	Dallas Christian	Dec. 17, 2020
38	Little Rock	Jan. 23, 2016
38	Coastal Carolina	Dec. 31, 2016
38	at Texas Southern	Dec. 20, 2006
13. 37	UT Dallas	Nov. 5, 2019
37	at North Texas	Nov. 30, 2010

3-POINT PERCENTAGE (Min. 10 Made)

Pct. (FG-A)	Opponent	Date
1. .706 (12-17)	McNeese State	Feb. 18, 1995
2. .700 (14-20)	at SE Louisiana	Jan. 4, 1991
3. .625 (10-16)	Appalachian State	Feb. 1, 2018
4. .619 (13-21)	Houston Baptist	Nov. 22, 2014
5. .577 (15-26)	at South Alabama	Feb. 28, 2019
6. .556 (15-27)	at Arkansas State	Jan. 13, 2018
7. .545 (12-22)	Abilene Christian	Nov. 29, 2023
.545 (12-22)	at Troy	Mar. 2, 2019
.545 (12-22)	at Georgia Southern	Feb. 20, 2017

FREE THROWS MADE

Total	Opponent	Date
1. 42	Schreiner	Dec. 3, 1992
2. 41	Sam Houston State	Dec. 9, 1968
3. 38	San Diego	Dec. 4, 2004
4. 36	McNeese State	Feb. 3, 1979
36	Missouri-Rolla	Dec. 18, 1968
6. 35	Texas Lutheran	Nov. 12, 2010
35	at Texas State	Feb. 3, 2007
35	at Georgia State	Dec. 15, 1990
35	West Texas A&M	Jan. 2, 1969
35	at Texas Wesleyan	Jan. 2, 1965

FREE THROW ATTEMPTS

Total	Opponent	Date
1. 60	Sam Houston State	Dec. 9, 1968
2. 54	McNeese State	Feb. 23, 1981
3. 52	North Texas	Feb. 25, 1991
4. 49	Hardin-Simmons	Dec. 11, 1971
5. 48	Southwestern	Nov. 12, 2022
48	North Texas	Jan. 12, 1980
48	Missouri-Rolla	Dec. 18, 1968
8. 47	San Diego	Dec. 4, 2004
9. 46	Texas Lutheran	Nov. 12, 2010
46	at Texas State	Jan. 30, 2010
46	at Arkansas	Nov. 22, 1999
46	UTSA	Dec. 4, 1989
46	West Texas A&M	Jan. 2, 1969

FREE THROW PERCENTAGE (Min. 20 Made)

Pct. (FT-A)	Opponent	Date
1. .964 (27-28)	at Houston	Feb. 22, 1968
2. .952 (20-21)	at Northwestern State	Mar. 8, 2005
3. .917 (33-36)	at Louisiana	Feb. 19, 1979
4. .875 (21-24)	at South Alabama	Jan. 16, 2016
5. .872 (34-39)	Little Rock	Jan. 19, 2019
6. .862 (25-29)	Texas State	Mar. 1, 2016
7. .857 (24-28)	Louisiana	Jan. 15, 2021
.857 (24-28)	UC Davis	Nov. 18, 2018
9. .852 (23-27)	Dallas Christian	Dec. 17, 2020

REBOUNDS

Total	Opponent	Date
1. 80	Huston-Tillotson	Nov. 29, 1990
2. 72	Hardin-Simmons	Dec. 11, 1971
3. 67	at West Texas A&M	Feb. 2, 1970
67	Lamar	Feb. 14, 1967
67	at Trinity	Feb. 23, 1965
6. 66	Nicholls	Dec. 3, 1990
7. 65	Jarvis Christian	Dec. 2, 1996
8. 64	Schreiner	Dec. 3, 1992
64	US International	Feb. 5, 1987
64	vs. Austin College	Dec. 30, 1964
11. 63	Howard Payne	Nov. 28, 2022

OFFENSIVE REBOUNDS

Total	Opponent	Date
1. 39	Nicholls	Dec. 3, 1990
39	Huston-Tillotson	Nov. 29, 1990
3. 30	University of Dallas	Dec. 8, 1990
4. 29	Jarvis Christian	Dec. 2, 1996
5. 27	Schreiner	Dec. 3, 1992
6. 26	UNT Dallas	Dec. 6, 2023
26	at UTSA	Dec. 28, 1994
26	Concordia-Lutheran	Dec. 1, 1992
26	Morehead State	Jan. 3, 1989
26	at US International	Feb. 21, 1987
26	US International	Feb. 5, 1987

DEFENSIVE REBOUNDS

Total	Opponent	Date
1. 42	Howard Payne	Nov. 28, 2022
42	at Nicholls	Dec. 22, 2001
3. 41	Huston-Tillotson	Nov. 29, 1990
4. 40	Howard Payne	Dec. 22, 2020
5. 39	Hardin-Simmons	Nov. 15, 2022
39	Troy	Mar. 5, 2016
7. 38	at Texas State	Feb. 2, 2019
38	Lamar	Jan. 29, 2001
38	at CSU Bakersfield	Nov. 9, 2012
38	US International	Feb. 5, 1987

REBOUND MARGIN

Margin	Opponent	Date
1. +36 (63-27)	Howard Payne	Nov. 28, 2022
+36 (64-28)	Schreiner	Dec. 3, 1992
+36 (80-44)	Huston-Tillotson	Nov. 29, 1990
4. +35 (59-24)	Sul Ross State	Dec. 21, 2015
+35 (59-24)	Northwestern State	Feb. 27, 1992
6. +34 (65-31)	Jarvis Christian	Dec. 2, 1996
7. +32 (54-22)	at Nicholls	Dec. 22, 2001
8. +30 (61-31)	Howard Payne	Dec. 22, 2020
+30 (53-23)	Hardin-Simmons	Dec. 11, 2020
10. +29 (55-26)	Dallas Christian	Dec. 17, 2020

SINGLE-GAME TEAM PROGRAM RECORDS

PERSONAL FOULS

Total	Opponent	Date	
1.	42	Hardin-Simmons	Dec. 11, 1971
2.	40	at Arkansas State	Jan. 26, 1980
3.	39	at North Texas	Feb. 10, 1983
4.	37	McNeese State	Feb. 23, 1981
5.	36	North Texas	Nov. 18, 2009
	36	at Sam Houston State	Dec. 28, 1998
7.	35	at Arkansas	Nov. 23, 2018
	35	Arkansas State	Feb. 27, 2016
	35	at Sam Houston State	Feb. 22, 2007
	35	at Louisiana Tech	Jan. 27, 1979
	35	at Denver	Jan. 10, 1976
	35	at US International	Feb. 21, 1967

ASSISTS

Total	Opponent	Date	
1.	34	Georgia State	Dec. 7, 1991
2.	33	Huston-Tillotson	Nov. 26, 1991
3.	32	Lamar	Feb. 18, 1980
4.	31	Howard Payne	Dec. 22, 2020
	31	Texas Wesleyan	Dec. 7, 1981
6.	30	at Sam Houston State	Feb. 20, 1993
	30	Nicholls	Feb. 11, 1993
	30	Lamar	Feb. 24, 1979
9.	29	at Northwestern State	Feb. 14, 1991
	29	vs. Northwestern State	Mar. 8, 1988
	29	North Texas	Feb. 7, 1987
	29	Denver	Dec. 12, 1977

TURNOVERS

Total	Opponent	Date	
1.	38	at New Mexico State	Nov. 28, 1975
2.	36	at Houston Baptist	Jan. 9, 1978
	36	at Lamar	Feb. 24, 1977
4.	34	UC San Diego	Jan. 4, 1978
	34	at Pepperdine	Dec. 9, 1977
6.	33	at Nebraska	Dec. 21, 1992
	33	at Lamar	Feb. 10, 1979
8.	32	at Nicholls	Jan. 6, 1994
	32	at Hardin-Simmons	Feb. 2, 1974

BLOCKS

Total	Opponent	Date	
1.	12	Louisiana	Jan. 15, 2021
2.	10	Howard Payne	Dec. 20, 2014
	10	Hardin-Simmons	Dec. 29, 2001
	10	St. Edward's	Jan. 26, 1987
5.	9	Howard Payne	Nov. 28, 2022

STEALS

Total	Opponent	Date	
1.	22	University of Dallas	Dec. 8, 1990
2.	21	Huston-Tillotson	Nov. 26, 1991
3.	19	Southwestern	Nov. 12, 2022
	19	St. Edward's	Dec. 4, 1978
	19	Houston Baptist	Dec. 13, 2012
6.	18	Howard Payne	Nov. 13, 2013
	18	at UTSA	Feb. 6, 1986
8.	17	Sul Ross State	Dec. 21, 2015
	17	Houston Baptist	Jan. 25, 2010
	17	SE Louisiana	Jan. 3, 1987
	17	at Arkansas State	Jan. 26, 1981
	17	Westmont	Dec. 1, 1980

LARGEST MARGIN OF VICTORY

Total	Opponent	Date	
1.	69 (154-85)	Huston-Tillotson	Nov. 29, 1990
2.	66 (130-64)	Huston-Tillotson	Nov. 28, 1991
3.	64 (117-53)	Howard Payne	Dec. 22, 2020
4.	63 (149-86)	University of Dallas	Dec. 8, 1990
5.	61 (109-48)	Dallas Christian	Dec. 17, 2020
6.	60 (121-61)	Schreiner	Dec. 3, 1992
7.	58 (99-41)	Howard Payne	Nov. 28, 2022
	58 (103-45)	Hardin-Simmons	Dec. 29, 2001
9.	56 (101-45)	Austin College	Dec. 3, 1991
10.	53 (126-73)	Texas Wesleyan	Dec. 7, 1981

FEWEST POINTS ALLOWED

Total	Opponent	Date	
1.	36 (31-36)	at SMU	Dec. 16, 1989
2.	37 (74-37)	UNT Dallas	Dec. 6, 2023
3.	40 (66-40)	Sam Houston State	Jan. 11, 2012
	40 (73-40)	Grambling	Nov. 25, 2015
	40 (98-40)	Sul Ross	Dec. 21, 2015
6.	41 (99-41)	Howard Payne	Nov. 28, 2022
	41 (42-41)	SE Louisiana	Nov. 30, 1983
8.	42 (43-42)	vs. Oklahoma Baptist	Dec. 29, 1961
9.	44 (51-44)	at UT Pan American	Dec. 19, 1996
10.	45 (88-45)	Texas Lutheran	Nov. 12, 2010
	45 (103-45)	Hardin-Simmons	Dec. 29, 2001
	45 (101-45)	Austin College	Dec. 3, 1991

PLAYERS IN DOUBLE-FIGURE POINTS

Total	Opponent	Date	
1.	8	Howard Payne	Dec. 22, 2020
	8	Texas Wesleyan	Dec. 7, 1981
3.	7	Austin College	Jan. 30, 2007
	7	at Sam Houston State	Dec. 28, 1998
	7	Wayland Baptist	Dec. 1, 1971
6.	6, 26x	Last: Mary Hardin-Baylor	Nov. 13, 2021

PLAYERS WITH DOUBLE-FIGURE REBOUNDS

Total	Opponent	Date	
1.	4	Huston-Tillotson	Nov. 29, 1990
	4	at West Texas A&M	Feb. 2, 1970
3.	3	Oral Roberts	Nov. 6, 2023
	3	Arkansas State	Jan. 21, 2016
	3	at Texas Wesleyan	Dec. 11, 1980
	3	Adams State	Dec. 19, 1974
	3	Lamar	Feb. 26, 1972
	3	Arkansas State	March 2, 1970
	3	Lamar	Feb. 14, 1967
	3	at Trinity	Feb. 23, 1965
	3	Texas Wesleyan	Dec. 3, 1964
12.	2, 83x	Last: at New Mexico	Nov. 16, 2023

PLAYERS WITH 20+ POINTS

Total	Opponent	Date	
1.	5	Huston-Tillotson	Nov. 29, 1990
2.	4	North Texas	Feb. 25, 1991
	4	University of Dallas	Dec. 8, 1990
4.	3	at Sam Houston State	Jan. 28, 1998
	3	at Sam Houston State	Feb. 20, 1993
	3	North Texas	Feb. 15, 1992
	3	at Sam Houston State	Jan. 9, 1992
	3	Nicholls	Dec. 3, 1990
	3	SE Louisiana	Dec. 1, 1990
	3	at ULM	Mar. 4, 1989
	3	Oklahoma State	Jan. 14, 1984
	3	vs. Northeastern	Jan. 9, 1981
	3	at Centenary	Jan. 5, 1981
	3	McNeese State	Jan. 28, 1980
	3	Texas A&M Kingsville	Feb. 7, 1976
	3	Lamar	Feb. 14, 1967

SINGLE-GAME TEAM PROGRAM RECORDS

FEWEST POINTS

Total (Score)	Opponent	Date
1. 31 (31-36)	at SMU	Dec. 16, 1989
2. 35 (35-50)	Denver	Dec. 31, 2012
3. 36 (36-64)	at North Texas	Nov. 18, 2021
4. 38 (38-59)	vs. Drexel	Nov. 21, 2022
5. 41 (41-57)	at SE Louisiana	Jan. 8, 2005
6. 42 (42-41)	SE Louisiana	Nov. 30, 1983
7. 43 (43-62)	Nevada	Nov. 18, 2022
43 (43-51)	ULM	Feb. 27, 1997
43 (43-64)	East Texas Baptist	Dec. 6, 1962
43 (43-42)	vs. Oklahoma Baptist	Dec. 29, 1961
11. 44 (44-92)	at Kentucky	Nov. 25, 2014
44 (44-71)	at Stephen F. Austin	Jan. 24, 2004
44 (44-61)	Seattle	Jan. 17, 2013
44 (44-69)	at Oklahoma State	Dec. 19, 2013
15. 45 (45-88)	at Oklahoma State	Nov. 9, 2021
45 (45-65)	at Missouri	Dec. 4, 2018
45 (45-76)	at Texas	Nov. 7, 2002
45 (45-66)	at Texas State	Jan. 9, 1998

In a Win

42 (42-41) SE Louisiana Nov. 30, 1983

In Conference Play

35 (35-50) Denver (Western Athletic Conference) Dec. 31, 2012

vs. Non-Conference Opponent

31 (31-36) at SMU Dec. 16, 1989

FEWEST POINTS AT HOME

Total (Score)	Opponent	Date
1. 35 (35-50)	Denver	Dec. 31, 2012
2. 42 (42-41)	SE Louisiana	Nov. 30, 1983
3. 43 (43-62)	Nevada	Nov. 18, 2022
43 (43-51)	ULM	Feb. 27, 1997
43 (43-64)	East Texas Baptist	Dec. 6, 1962
44 (44-61)	Seattle	Jan. 17, 2013
7. 46 (46-64)	Boise State	Jan. 2, 2013
46 (46-64)	Oklahoma Baptist	Dec. 5, 1961
9. 47 (47-55)	UT Pan American	Dec. 21, 1959
10. 48 (48-52)	ULM	Feb. 29, 1992
48 (48-49)	McNeese State	Feb. 12, 1983

FEWEST POINTS ON THE ROAD

Total (Score)	Opponent	Date
1. 31 (31-36)	SMU	Dec. 16, 1989
2. 36 (36-64)	North Texas	Nov. 18, 2021
3. 41 (41-57)	SE Louisiana	Jan. 8, 2005
4. 44 (44-69)	Oklahoma State	Dec. 19, 2012
44 (44-71)	Stephen F. Austin	Jan. 24, 2004
6. 45 (45-88)	at Oklahoma State	Nov. 9, 2021
45 (45-65)	Missouri	Dec. 4, 2018
45 (45-76)	Texas	Nov. 7, 2002
45 (45-66)	Texas State	Jan. 9, 1998
10. 47 (47-67)	#14 Oregon	Nov. 17, 2019
11. 48 (48-80)	at Grand Canyon	Jan. 12, 2023
48 (48-66)	Nicholls	Jan. 8, 2011
13. 49 (49-76)	SE Missouri State	Jan. 7, 1985
49 (49-81)	Memphis	Dec. 4, 1968
15. 50 (50-70)	at Oklahoma	Dec. 19, 2021
50 (50-57)	Appalachian State	Feb. 6, 2020
50 (50-47)	Texas State	Feb. 27, 2003
50 (50-106)	Creighton	Nov. 17, 2002
50 (50-70)	Hardin-Simmons	Jan. 9, 1975
50 (50-65)	ULM	Mar. 6, 1990
50 (50-64)	Sam Houston State	Dec. 11, 1959

FEWEST POINTS AT A NEUTRAL SITE

Total (Score)	Opponent	Date
1. 38 (38-59)	vs. Drexel	Nov. 21, 2022
2. 43 (43-42)	Oklahoma Baptist	Dec. 29, 1961
3. 49 (49-61)	UNC Greensboro	Nov. 15, 2005
49 (49-68)	Trinity	Dec. 29, 1960
5. 50 (50-81)	McNeese State	March 5, 1997

SMALLEST COMBINED SCORE

Total (Score)	Opponent	Date
1. 67 (31-36)	at SMU	Dec. 16, 1989
2. 83 (42-41)	SE Louisiana	Nov. 30, 1983
3. 85 (35-50)	Denver	Dec. 31, 2012
85 (43-42)	vs. Oklahoma Baptist	Dec. 29, 1961
5. 94 (43-51)	ULM	Feb. 27, 1997
6. 95 (51-44)	UT Pan American	Dec. 19, 1996
7. 97 (38-59)	vs. Drexel	Nov. 21, 2022
8. 97 (48-49)	McNeese State	Feb. 12, 1983
97 (50-47)	at Texas State	Feb. 27, 2003
10. 98 (51-47)	vs. Alabama State	Dec. 22, 1995
98 (41-57)	at SE Louisiana	Jan. 8, 2005
98 (52-46)	at McNeese State	Feb. 10, 2007
13. 100 (36-64)	at North Texas	Nov. 18, 2021
100 (48-52)	ULM	Feb. 29, 1992
15. 102 (47-55)	UT Pan American	Dec. 21, 1959
16. 103 (56-47)	Lamar	Dec. 11, 2021

FEWEST POINTS IN A HALF

Total (Half)	Opponent	Date
1. 8 (2nd)	at SMU	Dec. 16, 1989
2. 12 (1st)	at North Texas	Nov. 18, 2021
12 (1st)	at Kentucky	Nov. 25, 2014
4. 13 (2nd)	vs. Drexel	Nov. 21, 2022
5. 14 (1st)	at Oklahoma State	Nov. 9, 2021
14 (1st)	Little Rock	Jan. 23, 2016
7. 15 (1st)	at Toledo	Dec. 29, 1989
8. 16 (1st)	at Tarleton	Dec. 29, 2022
9. 17 (1st)	Denver	Dec. 31, 2012
17 (1st)	at Oklahoma State	Dec. 17, 2012
17 (1st)	at Nicholls	Jan. 8, 2011
17 (1st)	at Stephen F. Austin	Jan. 27, 2007
17 (1st)	at New Mexico	Dec. 29, 2005
17 (1st)	vs. UNC Greensboro	Nov. 15, 2005
17 (1st)	at ULM	Jan. 23, 1997
17 (1st)	at Texas A&M Commerce	Dec. 10, 1962
17. 18 (2nd)	at Grand Canyon	Jan. 12, 2023
18 (1st)	Nevada	Nov. 18, 2022
18 (1st)	at Oklahoma	Dec. 19, 2021
18 (1st)	Boise State	Jan. 2, 2013
18 (2nd)	Denver	Dec. 31, 2012
18 (1st)	New Mexico	Jan. 3, 2005
18 (1st)	at SE Louisiana	Nov. 30, 1983

FEWEST FIELD GOALS MADE

Total	Opponent	Date
1. 10	Nevada	Nov. 18, 2022
2. 12	at North Texas	Nov. 18, 2021
12	at SMU	Dec. 16, 1989
4. 13	at SE Louisiana	Jan. 8, 2005
13	at Stephen F. Austin	Jan. 24, 2004
13	Denver	Dec. 31, 2012
7. 14	vs. UNC Greensboro	Nov. 15, 2005
14	at Memphis	Dec. 4, 1968
9. 15	at North Texas	Dec. 23, 2023
15	vs. Drexel	Nov. 21, 2022
15	at #14 Oregon	Nov. 17, 2019
15	at Stephen F. Austin	Feb. 24, 2005
15	at TCU	Nov. 22, 2003
15	Arkansas State	Jan. 6, 1968

FEWEST FIELD GOALS ATTEMPTED

Total	Opponent	Date
1. 29	at Nicholls	Jan. 8, 2011
2. 31	Arkansas State	Jan. 6, 1968
3. 33	Midwestern State	Dec. 20, 1967
4. 35	at Houston Baptist	Jan. 18, 1982

LOWEST FIELD GOAL % (Min. 50 Attempts)

Pct. (FG-A)	Opponent	Date
1. .179 (10-56)	Nevada	Nov. 18, 2022
2. .234 (15-64)	at #14 Oregon	Nov. 17, 2019
3. .235 (12-51)	at Texas State	Jan. 9, 1999
4. .254 (15-59)	vs. Drexel	Nov. 21, 2022
5. .255 (14-55)	vs. UNC Greensboro	Nov. 15, 2005
6. .257 (18-70)	Montana	Dec. 28, 1996
7. .258 (16-62)	Seattle	Jan. 17, 2013
8. .265 (18-68)	Louisiana	Jan. 16, 2021
9. .268 (19-71)	at Gonzaga	Dec. 18, 2018
10. .270 (17-63)	at Kentucky	Nov. 25, 2014
11. .274 (17-63)	Sam Houston State	Jan. 11, 1990
12. .279 (17-61)	vs. McNeese State	Mar. 5, 1997

FEWEST FREE THROWS MADE

Total	Opponent	Date
1. 0	at Hardin-Simmons	Jan. 9, 1975
2. 1	at Oklahoma State	Dec. 19, 2012
1	at Centenary	Feb. 5, 1973
1	vs. Georgia Southern	Dec. 29, 1972
5. 2, 12x	Last: vs. Harvard	Dec. 28, 1998

FEWEST FREE THROW ATTEMPTS

Total	Opponent	Date
1. 1	at Hardin-Simmons	Jan. 9, 1975
2. 2	McNeese State	Feb. 28, 1977
2	at Centenary	Feb. 5, 1973
4. 4, 9x	Last: at Stony Brook	Dec. 23, 2000

LOWEST FREE THROW % (Min. 10 Attempts)

Pct. (FT-A)	Opponent	Date
1. .182 (2-11)	vs. Alabama State	Dec. 22, 1995
2. .285 (4-14)	at Lamar	Mar. 5, 1985
3. .300 (3-10)	at Oklahoma State	Nov. 9, 2021
4. .357 (5-14)	ULM	Jan. 16, 1999
357 (5-14)	at Louisiana Tech	Feb. 9, 1981
6. .360 (9-25)	Northwestern State	Feb. 15, 1990
7. .364 (4-11)	vs. Drexel	Nov. 21, 2022
.364 (4-11)	at Missouri	Dec. 4, 2018

FEWEST REBOUNDS

No.	Opponent	Date
1. 21	at Texas	Jan. 3, 2004
21	Sam Houston State	Mar. 2, 2000
21	vs. Valparaiso	Jan. 10, 1981
4. 22	at Nicholls	Jan. 8, 2011
22	at Stephen F. Austin	Jan. 27, 2007
22	at ULM	Feb. 5, 2004
22	at Samford	Nov. 27, 1999
22	Louisiana Tech	Feb. 26, 1981
9. 23, 4x	Last: vs. Miami	Nov. 13, 2005

ALL-TIME PROGRAM OVERTIME GAMES

Date	Opponent	W/L	Score	Date	Opponent	W/L	Score	Date	Opponent	W/L	Score
02-04-64	Arkansas State	L	76-82	11-29-85	Tarleton State	W	81-79	02-03-10	Texas A&M-Corpus Christi	W	71-66
02-16-65	Arkansas State	L	** 99-100	01-03-86	at Florida Southern	L	79-81	02-16-11	Stephen F. Austin	W	66-65
01-04-66	at Austin College	W	70-63	01-21-86	at Hardin-Simmons	L	75-79	02-19-11	at Southeastern Louisiana	W	68-66
01-08-66	Lamar	W	** 91-93	02-21-87	at U.S. International	L	89-94	02-26-11	at Northwestern State	L	71-78
02-14-67	Lamar	W	*** 138-135	01-18-88	UTSA	L	72-79	12-17-11	at Tulsa	L	75-80
01-20-68	at Texas Tech	L	83-93	01-30-88	at Texas State	L	73-75	12-21-13	CSU Bakersfield	W	79-75
01-30-68	at Texas Wesleyan	W	113-109	02-23-88	Hardin-Simmons	L	87-88	01-09-14	ULM	W	83-79
02-02-70	West Texas A&M	W	88-84	12-30-89	vs. UNC Wilmington	L	64-66	02-01-14	at Georgia State	L	91-101
12-11-71	Hardin-Simmons	W	**** 118-117	12-11-92	vs. Gonzaga	W	** 95-87	03-06-14	at Troy	W	** 87-86
01-10-72	at Butler	W	87-82	12-11-93	TAMU-Commerce	W	** 100-97	12-01-15	at Texas	L	73-80
02-26-72	Lamar	W	96-92	12-29-93	at Chaminade	L	91-92	01-16-16	at South Alabama	L	85-88
12-23-72	Hardin-Simmons	W	81-76	11-29-95	Grambling State	L	82-86	02-18-16	Louisiana	W	84-83
01-18-73	Centenary	W	74-72	01-15-97	Texas State	W	66-63	02-10-18	Texas State	W	70-68
02-15-73	West Texas A&M	W	** 87-85	01-30-97	McNeese State	W	69-67	12-21-18	at Cal Poly	W	75-70
01-11-75	at E. New Mexico	L	69-70	02-13-97	Sam Houston State	L	75-78	2-2-19	at rv Texas State	W	** 84-77
01-10-76	at Denver	W	99-97	12-28-98	at Sam Houston State	W	*** 124-123	2-23-19	ULM	W	** 91-86
01-12-77	North Texas	L	101-105	02-06-99	Stephen F. Austin	W	** 85-83	2-28-20	Texas State	L	*** 85-87
02-21-77	Louisiana Tech	W	92-90	11-22-99	at Arkansas	L	95-102	1-29-21	at Arkansas State	L	75-83
12-09-77	at Pepperdine	L	88-89	03-08-00	Northwestern State#	L	83-88	11-16-21	Abilene Christian	L	71-80
02-04-78	Louisiana Tech	L	** 77-79	01-27-01	Sam Houston State	W	94-86	12-30-21	South Alabama	W	89-87
01-12-80	North Texas	W	** 99-97	02-10-01	UTSA	W	86-77	1-8-22	at Georgia Southern	L	73-74
01-28-80	McNeese State	L	** 97-98	03-07-01	at Sam Houston State#	L	** 98-103	1-15-22	ULM	L	55-62
02-11-80	at Louisiana	L	79-86	12-20-01	at SE Louisiana	W	69-60	1-22-22	at Little Rock	L	*** 96-98
02-13-80	at McNeese State	W	71-69	01-02-02	Oral Roberts	W	83-77	2-12-22	at Louisiana	W	80-77
12-18-80	Centenary	W	81-78	03-07-03	ULM	W	** 85-84	2-25-23	Utah Tech	W	71-69
01-31-81	Lamar	L	84-89	01-22-05	ULM	W	80-76				
02-20-82	at Arkansas State	W	60-58	12-17-05	at San Diego	W	94-91				
01-13-83	Texas Southern	L	** 102-104	03-07-06	at Sam Houston State#	L	** 84-86				
02-10-83	at North Texas	L	98-105	11-18-06	at TCU	L	** 89-97				
12-05-83	Missouri State	W	63-58	01-11-07	at Nicholls	L	81-83				
02-02-84	ULM	L	71-74	12-17-07	at TCU	L	74-77				
02-09-85	ULM	W	75-74	01-10-08	at Central Arkansas	L	68-70				
				01-17-09	at UTSA	W	** 100-97				
				11-18-09	North Texas	L	** 99-101				
				01-05-10	Utah Valley	W	90-85				

* Indicates How Many Overtimes If More Than One
Southland Conference Tournament

ALL-TIME OVERTIME RECORDS:

TOTAL: 92 Games (48-44)
1 OT: 68 Games (35-33)
2 OT: 19 Games (10-9)
3 OT: 4 Games (2-2)
4 OT: 1 Games (1-0)

PROGRAM MILESTONE VICTORIES

Win 1 – UT Arlington 70, East Central Okla. 57 – 11/24/59

In their first game at the NCAA level, the Mavericks got 27 points from Ed Russell to defeat the Tigers.

Win 50 – UT Arlington 82, Bishop College 78 – 12/30/65

The Mavericks defeated Bishop College in the third-place game of the Cotton Bowl Classic.

Win 100 – UT Arlington 95, South Dakota State 81 – 12/6/71

Mark Burden scored 21 points and pulled down a then-record 17 rebounds. The win propelled UT Arlington to its most-ever victories in the SLC.

Win 150 – UT Arlington 81, Houston Baptist 69 – 12/7/77

The victory ended the longest losing streak in UT Arlington history at 21 games.

Win 200 – UT Arlington 93, Louisiana 83 – 2/21/81

Arguably the best Maverick squad ever, UT Arlington defeats a tough Ragin' Cajun side that propelled the team to its first appearance in the NIT.

Win 250 – UT Arlington 74, San Francisco 65 – 12/21/85

UT Arlington defeats the Dons in the consolation game of the Albertsons Classic in Boise, Idaho.

Win 300 – UT Arlington 108, at Nicholls 84 – 1/2/91

Leonard Wilson scores 31 points and program all-time leading scorer Willie Brand adds 22. The victory starts an eight-game winning streak for the Mavs.

Win 350 – UT Arlington 70, North Texas 68 – 1/15/94

Trailing by three points at halftime, the Mavericks rally to defeat the Mean Green. The victory snaps a six-game losing streak.

Win 400 – UT Arlington 87, at Air Force 78 – 12/19/98

The Mavericks scored 52 points in the second half to erase a halftime deficit in Colorado Springs, Colo.

Win 450 – UT Arlington 81, Texas Wesleyan 65 – 11/30/02

The victory is UT Arlington's ninth straight versus the crosstown-rival Rams.

Win 500 – UT Arlington 87, UT Tyler 72 – 12/22/05

Brady Dawkins registers 15 points and seven assists in the victory over the Patriots.

Win 550 – UT Arlington 75, Utah Valley 64 – 1/3/2009

The Mavs end a five-game skid against Utah Valley behind 17 points from Ryan Toolson

Win 600 – UT Arlington 91, Lamar 82 – 1/14/2012

UTA wins its seventh in a row, on the way to a 16-game winning streak and 15-1 SLC record.

Win 650 – UT Arlington 87, Houston Baptist 69 – 12/22/2014

Jamel Outler drained seven 3-point field goals to help the Mavs move to 3-1 on the season with a homecoming victory.

Win 700 – UT Arlington 89, South Alabama 83 – 1/16/2017

The Mavs used a 16-point 2nd-half run then held off the Jaguars in Mobile, Ala.

Win 750 – UT Arlington 67, Georgia Southern 58 – 3/16/2019

UTA closed the Sun Belt Tournament semifinal matchup on a 10-0 run after Georgia Southern took a 58-57 lead with 5 minutes remaining in regulation and advanced to the Sun Belt Tournament Final for the second-straight year.

Win 800 – UT Arlington 75, Oral Roberts 71 – 11/6/2023

Trailing by as much as 11 early in the 2nd half, UTA methodically chipped away and eventually carved open a six-point edge, 65-59, with under 4 minutes remaining. UTA remained in front for the duration – icing the contest with a pair of DaJuan Gordon free throws with under 5 seconds showing.

2023-24 UTA MEN'S BASKETBALL SPEED CHART



AARON CASH
GR | G | 6-6 | 210
San Francisco, CA



PHILLIP RUSSELL
JR | G | 5-10 | 165
St. Louis, MO




MAKAIH WILLIAMS
FR | G | 6-1 | 185
Long Beach, CA



DAJUAN GORDON
GR | G | 6-5 | 195
Chicago, IL



AKILI VINING
GR | G | 6-2 | 185
Fort Worth, TX



BRANDYN TALBOT
JR | G | 6-5 | 181
Toronto, Ontario



DWAYNE KOROMA
R-SO | F | 6-8 | 205
Berlin, Germany



FREDS PAULS BAGATSKIS
SO | F | 6-8 | 180
Riga, Latvia



KADE DOUGLAS
FR | G | 6-2 | 170
Lancaster, TX



SHEMAR WILSON
SR | F | 6-9 | 215
Avondale, AZ



STERLING GASTON-CHAPMAN
JR | G | 6-4 | 218
Wichita, KS



DARRIUS MILES
JR | C | 6-10 | 250
Oak Cliff, TX



FABIO BASILI
SO | G | 6-4 | 175
Orlando, FL

2: muh-KIGH
3: deja-juan
4: uh-KEEL-ee VINE-ing
5: brand-IN
11: kuh-rome-uh
12: fred paul buh-GAT-skis
22: shuh-marr
23: gas-TUN
30: fah-bee-oh buh-silly




KT TURNER
HEAD COACH
1st Season



SEAN STOUT
ASST. COACH



JEREMY POPE
ASST. COACH



KEITH PICKENS
ASST. COACH



CODY SAN MIGUEL
ASST. COACH




DOUG COMPTON
ASST. COACH




MIKE BUHMEYER
STRENGTH COACH



ROYAL MILTON III
TRAINER



DERRICK OBASOHAN
GRAD ASST.



SEAN KOSTECKI
GRAD ASST.



MAX BRANDT
ANALYTICS



JASON MacBAIN
ASSOCIATE AD



RACHAEL MORGAN
ADMIN. ASST.