



**Baseball Track
1978**

**The University of Texas
at Arlington**

1978 Schedule

Date	Opponent	Time	Site
Feb. 18	Univ. of Dallas (2)	1:00	Arlington
Feb. 19	NTSU (2)	2:00	Arlington
Feb. 21	TCU (2)	1:00	Ft. Worth
Feb. 22	SMU (2)	1:00	Arlington
Feb. 24	Oral Roberts U.	2:00	Arlington
Feb. 25	Oral Roberts U. (2)	1:00	Arlington
Feb. 27	Southwestern (2)	1:30	Georgetown, Tx.
March 2,3,4	Tarrant Co. Tournament		
	2nd—TCU vs. UTA (2)	1:00	TCU-Ft. Worth
	3rd—TWU vs. UTA (2)	1:00	Arlington
	4th—TWC vs. TCU (2)	1:00	TWC-Ft. Worth
Mar. 7	Southwestern (2)	1:00	Arlington
Mar. 9	William Penn (2)	1:00	Arlington
Mar. 12	Central Michigan (2)	2:00	Arlington
Mar. 16	Emporia State (2)	1:00	Arlington
Mar. 18	Univ. of Dallas (2)	1:00	Dallas
Mar. 19-25	Pan Am "Citrus" Tour.		Edinburg, Tx.
Mar. 28	TWC	7:00	Arlington
Mar. 29	NTSU (2)	2:00	Denton
Apr. 1	*Lamar (2)	2:00	Arlington
Apr. 2	*Lamar (2)	2:00	Arlington
Apr. 4	TCU (2)	5 & 7	Arlington
Apr. 8	*McNeese (2)	2:00	Arlington
Apr. 9	*McNeese (2)	2:00	Arlington
Apr. 11	SMU (2)	6 & 8	Reverchon Park
Apr. 15	*Akrnasas St. (2)	2:00	Jonesboro, Ark.
Apr. 16	*Arkansas St. (2)	2:00	Jonesboro, Ark.
Apr. 19	TWC	3:00	TWC Ft. Worth
Apr. 22	*La. Tech (2)	2:00	Ruston, La.
Apr. 23	*La. Tech (2)	2:00	Ruston, La.
Apr. 26	Sam Houston (2)	5 & 7	Arlington
Apr. 29	*USL (2)	2:00	Lafayette, La.
Apr. 30	*USL (2)	2:00	Lafayette, La.

*Southland Conference Games

Home Games (Bold Face) at Arlington Athletic Center
Fielder and Park Row

Where To Find It

Baseball

Coach	Pg. 4
Last year	Pg. 5
Outlook	Pg. 6
Roster	Pg. 8
1977 Stats	Pg. 10
Roster	Pg. 12
Records	Pg. 19

Track

Coach	Pg. 24
Outlook	Pg. 25
Roster	Pg. 28
Records	Pg. 35

UTA General Facts

Location: Arlington, Texas 76019 (Pop: 130,000)

Enrollment: 17,000

Founded: 1895 (Became a senior college in 1959)

President: Dr. Wendell Nedderman

Nickname: Mavericks, Movin' Mavs

Colors: Royal Blue and White

Home Field: Cravens (seating capacity: 9,000)
Arlington Stadium is being renovated.

Gymnasium: Texas Hall (seating capacity: 3,500)

Faculty Representative: Dr. Emory Estes (Chairman)

Athletic Council: Dr. Cecil Thompson
Dorothy Chesnut
Dr. Lawrence Ziegler
Dr. John Haynes
Tim Matheus

Men's Intercollegiate Sports: Football, basketball, track and field, golf, swimming, baseball, cross country.

Women's Intercollegiate Sports: Volleyball, basketball, softball, tennis

National Affiliation: National Collegiate Athletic Association (Division I)

Conference: Southland

Athletic Facts

Athletic Director: Dr. Bill Reeves

Baseball Coach: Butch McBroom

1977 Finish: Sixth

Track Coach: Harold Perkins


1977 Finish: Sixth

Golf Coach: Donald Deere

1977 Finish: Sixth

Dr. Wendell Nedderman


UTA President



Dr. Wendell H. Nedderman has controlled the future of the University of Texas at Arlington from the president's chair for over three years now and UTA continues to grow under his leadership.

While some universities in the state have no need for building programs because the student body has diminished or remained the same, UTA has continued to grow in students, in facilities for those students and in academic excellence.

Dr. Nedderman has contributed greatly to the growth. He joined UTA in 1959 as first dean of the College of Engineering, a position he held until 1969. Often filling as many as three roles simultaneously, he was named vice president of academic affairs in 1968.



Dr. Bill Reeves

Athletic Director

Dr. Bill Reeves knows a lot about the University of Texas at Arlington. If you don't think so, just ask him. That's one subject that the UTA athletic director never tires of discussing.


He has completed two full years at the helm of UTA athletics and some say he's working harder now than he was when he eased into the chair.

There's no one in Arlington who wants to see the Mavs on top in all sports more than Reeves. He has worked long, hard hours to achieve that goal. He offers his time to help coaches recruit players, he offers his time to help recruit Maverick Club members and he'll speak anywhere, anytime to anyone about athletics at UTA.

Baseball



Coach Butch McBroom



Butch McBroom had been steadily building the Maverick baseball program. He had things going in 1976 when his UTA Mavericks finished with a 29-21 season record and posted a 7-8 mark in the Southland Conference to finish third.

However the bottom fell out in 1977 as the Mavs plummeted to 14-39. That just made the 33-year-old head coach mad and got him running on one of the most successful recruiting campaigns in recent years.

Now McBroom is ready for his fifth season as the Maverick head mentor and he's looking to improve on his career coaching record of 136 wins and 130 defeats. He is 88-115 at UTA.

Before coming to UTA McBroom coached Union University in Jackson, Tenn., for two seasons, erecting a 48-15 mark and guiding teams that played in the NCAA College Division Midwest Regional (1972) and NAIA district tournament (1973).

McBroom was an all-Southwest Conference catcher at Baylor in 1966 and was the team's outstanding player that year.

The Fort Worth Native and former football and baseball standout at Carter-Riverside High School received his B.S. degree in physical education and history from Baylor in 1967 and his master's in P.E. the next year.

While still at Baylor as a student, McBroom served as baseball and assistant football coach at Waco (Reicher) in 1966-67. He coached baseball, football and basketball the next year at Connally Junior High in Waco before taking over at Fort Worth (Castleberry) in 1968 for three seasons as baseball coach and football assistant.

McBroom and wife Karen have a son Chad.

1977 Season Summary

Date	Score	UTA Pitcher	Record
2-18 (1)	Baylor 2, UTA 1	Bruce Marshall (0-1)	0-1 h
2-18 (2)	Baylor 2, UTA 1	Frank Meyers (0-1)	0-2 h
2-19 (1)	Baylor 7, UTA 3	David Hicks (0-1)	0-3 a
2-19 (2)	Baylor 4, UTA 0	Ricky Turner (0-1)	0-4 a
2-22 (1)	SMU 7, UTA 6	Bruce Marshall (0-2)	0-5 a
2-22 (2)	SMU 10, UTA 4	Frank Meyers (0-2)	0-6 a
2-24 (1)	UTA 11, Bishop 0	David Hicks (1-1)	1-6 h
2-24 (2)	UTA 7, Bishop 1	Trey Holt (1-0)	2-6 h
2-26 (1)	Oral Roberts 5, UTA 0	Bruce Marshall (0-3)	2-7 h
2-26 (2)	Oral Roberts 12, UTA 5	Mike White (0-1)	2-8 h
2-28 *	TCU 4, UTA 0	David Hicks (1-2)	2-9 n
2-28 *	TWC 3, UTA 2	Frank Meyers (0-3)	2-10 n
3-1 *	TCU 14, UTA 3	Anthony Cepak (0-1)	2-11 n
3-2 *	TWC 13, UTA 3	Bruce Marshall (0-4)	2-12 n
3-8 (1)	TCU 6, UTA 5	Bruce Marshall (0-5)	2-13 h
3-8 (2)	UTA 6, TCU 4	Frank Meyers (1-3)	3-13 h
3-9 (1)	SE Okla. 3, UTA 0	David Hicks (1-3)	3-14 h
3-0 (2)	SE Okla. 5, UTA 0	Rob Wingard (0-1)	3-15 h
3-10 (1)	UTA 8, Dallas 0	Mike White (1-1)	4-15 h
3-10 (2)	Dallas 3, UTA 1	Chris Powell (0-1)	4-16 h
3-12 (1)	UTA 1, Kansas 0	Bruce Marshall (1-5)	5-16 h
3-12 (2)	UTA 4, Kansas 3	Bill Pratt (1-0)	6-16 h
3-13 (1)	Cent. Mich. 9, UTA 7	Chris Powell (0-2)	6-17 h
3-13 (2)	Cent. Mich. 13, UTA 3	Frank Meyers (1-4)	6-18 h
3-16 (1)	Emporia St. 4, UTA 3	Bruce Marshall (1-6)	6-19 h
3-16 (2)	UTA 5, Emporia St. 4	Ricky Turner (1-1)	7-19 h
3-18 (1)	Sam Houston 7, UTA 1	David Hicks (1-4)	7-20 h
3-18 (2)	Sam Houston 2, UTA 0	Frank Meyers (1-5)	7-21 h
3-19 (1)	SE Okla. 13, UTA 4	Mike White (1-2)	7-22 a
3-19 (2)	SE Okla. 13, UTA 0	Cass Sabonia (0-1)	7-23 a
3-20	UTA 11, Bradley 10	Anthony Cepak (1-1)	8-23 h
3-25 (1)	+UTA 5, La. Tech 4	David Hicks (2-4)	9-23 h
3-25 (2)	+UTA 5, La. Tech 4	Bruce Marshall (2-6)	10-23 h
4-1 (1)	†UTA 6, Ark. St. 0	David Hicks (3-4)	11-23 h
4-1 (2)	†Ark. St. 5, UTA 2	Bruce Marshall (2-7)	11-24 h
4-2	†Ark. St. 5, UTA 2	Frank Meyers (1-6)	11-25 h
4-8	UTA 11, Cornell 5	David Hicks (4-4)	12-25 h
4-9 (1)	Cornell 7, UTA 4	Bruce Marshall (2-8)	12-26 h
4-9 (2)	Cornell 7, UTA 3	Frank Meyers (1-7)	12-27 h
4-12 (1)	UTA 6, Midwestern 3	Mike White (2-2)	13-27 a
4-12 (2)	Midwestern 4, UTA 0	Bruce Marshall (2-9)	13-28 a
4-15 (1)	†McNeese 4, UTA 3	David Hicks (4-5)	13-29 a
4-15 (2)	†McNeese 7, UTA 5	David Hicks (4-6)	13-30 a
4-16	†McNeese 7, UTA 1	Bruce Marshall (2-10)	13-31 a
4-22 (1)	†Lamar 5, UTA 0	Frank Meyers (1-8)	13-32 a
4-22 (2)	†Lamar 13, UTA 3	Mike White (2-3)	13-33 a
4-23	†Lamar 9, UTA 6	David Hicks (4-7)	13-34 a
4-25	Tex. Wes. 13, UTA 12	Bill Pratt (1-1)	13-35 h
4-26 (1)	SMU 8, UTA 5	Trey Holt (1-1)	13-36 h
4-26 (2)	SMU 9, UTA 5	Mike White (2-4)	13-37 h
4-29 (1)	†UTA 8, USL 6	Bruce Marshall (3-10)	14-37 h
4-29 (2)	†USL 4, UTA 3	Frank Meyers (1-9)	14-38 h
5-1	†USL 3, UTA 0	David Hicks (4-8)	14-39 h

*Tarrant County Tourn.

†Southland Conference Games

The Outlook

If coach Butch McBroom can ever get the snow and ice scraped off this area he'll be ready to charge into this season.

"We'll be in great shape if we play our games in the gym," McBroom said during one February snow storm. "Every-time we went out on the field in February it was frozen."

McBroom will try to thaw his Mavericks enough to have them ready for a run at the Southland Conference title beginning April 1.

The Mavs charge on that title hasn't happened too often. They have never won it and the best they've done was in 1971 when Fred Mathews coached UTA to a second-place finish with an 8-4 SLC mark and 22-12 showing on the season. That was also the best season posted by a UTA team.

McBroom's troops made a good run at the title in 1976 finishing third with a 7-8 mark, but they climbed to 29-21 on the season.

Last year they stumbled badly and were 4-10 in league play and 14-39 on the year.

That was McBrooms' worst record in four years and it didn't set well with him. So he hit the recruiting trail and after fall workouts he sees a possible SLC contender in his 1978 bunch.

PITCHERS

Last season the pitching staff did not come through as had been hoped. Bruce Marshall had a great junior season, but his senior year was not a happy one.

This year the story could be different as the recruiting trips paid off.

"The pitching staff might be the strong point of our ball club," McBroom said. "We don't have a real stopper yet, but I feel like someone will come out of the group who will do the job for us."

UTA Season-by-Season

Year	Coach	Season Record	SLC Finish
1977	Butch McBroom	13-39	Sixth, 4-10
1976	Butch McBroom	29-21	Third, 7-8
1975	Butch McBroom	22-27	Fourth, 6-9
1974	Butch McBroom	23-28	Sixth, 3-12
1973	Fred Mathews	20-17	Fourth, 7-7
1972	Fred Mathews	18-25	Fourth, 8-9
1971	Fred Mathews	22-12	Second, 8-4
1970	Tom Beasley	10-18	Fifth, 3-9
1969	Tom Beasley	6-16	Fifth, 0-8

Expected to carry the load this season is David Hicks, a senior who did the best job last year; Ernie Valamides, who was the player of the year in the Texas Eastern Conference at Paris JC and Mike White, who has had arm problems.

Others who will be called upon to do the job are Bob Wingard, Bill Pratt, Jim McCoy, Trey Holt and Curtis Kouba. Some of the freshman who should also see some action are Tim McJilton, Mark White and Rickey Turner.

CATCHERS

This group should blend well with the pitching staff. Allen Hough and Richard Valenta are both juniors and experienced. They're expected to share the starting spotlight. Freshman Charles Busby will also be available.

INFIELD

There have been some adjustments made in the infield, but McBroom has left Dave Owen at shortstop without any question marks. "Dave will be one of the best shortstops around, he has really grown and matured over the year."

Robert Don should draw the starting role at first base. He has a good bat and is a good glove man. Richard Wilkin-son should also see some playing time there.

Danny Smith was moved from shortstop to second and it'll take him time to adjust, but he should be ready by the SLC opener. Scott Chambliss is also a talented second-sacker.

Transfer Mark Medina stepped in and did the job in the fall at third. He is expected to make a strong showing with the glove and bat this spring. Ronnie Pyron will be there to back him and should be ready to help out.

OUTFIELD

McBroom likes the looks of his outfield. "This could be the best one we've ever had."

Duane Easterling is slated to hold down left, with Rusty Jones in center and Terry Kunkel in right. Jones and Kunkel are both junior college recruits.

Randy Thorpe, Randy Bench and Mark Canton are slated to play the backup role, but they should all see some action.

1977 SLC Final Standings

	Conference			All Games			
	W	L	Pct.	W	L	T	Pct.
Lamar	13	2	.867	37	14	2	.717
McNeese State	8	7	.533	19	26	0	.422
SW Louisiana	7	8	.467	24	20	0	.545
La. Tech	6	8	.429	32	19	0	.627
Arkansas State	6	9	.400	15	24	0	.306
UTA	4	10	.400	14	39	0	.264

1978 BASEBALL ROSTER

Name	Birthdate	B - T	Ht.	Wt.	Cl. - Exp.	Hometown (High School)
Randy Bench	11-29-57	R - R	6-1	170	So. - 1 VL	Arlington (Houston)
Mark Canton	7-14-59	R - R	5-8	160	Fr. - HS	Arlington (Houston)
Scott Chambliss	12-16-57	R - R	5-10	172	So. - Tr.	Longview (Pine Tree)
Steve Chenevert	3-27-58	L - R	5-11	190	So. - 1 VL	Ft. Worth (Nolan)
Roberto Don	4-23-57	L - L	6-2	205	So. - 1 VL	Arlington (Houston)
Duane Easterling	7-31-55	R - R	6-1	190	Sr. - 1 VL	Grand Prairie (South)
Dave Hicks	12-17-54	R - R	6-0	185	Sr. - 1 VL	Arlington (Houston)
Trey Holt	11-18-57	R - L	6-4	235	So. - 1 VL	Baytown (Lee)
Alan Hough	11-15-55	R - R	6-1	185	Jr. 2 - VL	Waco (Richfield)
Rusty Jones	11-23-56	R - R	6-1	190	Jr. - Tr.	New Boston, Tex.
Curtis Kouba	8-26-59	L - L	5-11	190	Fr. - HS	Houston (Sharpstown)

Terry Kunkel	6-8-57	R - R	5-10	172	Jr. - Tr.	Ft. Worth (Wyatt)
Jim McCoy	5-14-57	R - R	6-0	180	Jr. - 1 VL	Ft. Worth (Castleberry)
Tim McJilton	9-13-58	L - R	5-8	160	Fr. - HS	Longview (Pine Tree)
Mark Medina	10-16-55	R - R	5-11	175	Jr. - Tr.	Corpus Christi (Ray)
Ricky Moore	2-17-56	R - R	5-10	178	Sr. - 1 VL	Waxahachie
Dave Owen	4-25-58	R - S	6-1	160	So. - 1 VL	Cleburne
Bill Pratt	10-13-57	L - L	5-9	155	So. - Sq.	Hurst (Bell)
Ronnie Pyron	3-26-59	R - S	5-10	190	Fr. - HS	Brownsboro, Tex.
Danny Smith	3-12-59	R - S	6-2	170	Fr. - HS	Arlington
Randy Thorpe	5-24-59	R - R	5-9	170	Fr. - HS	Brooklyn, N.Y. (Hoover)
Ricky Turner	10-8-57	R - R	5-11	165	So. - 1 VL	Arlington (Lamar)
Ernie Valamides	4-1-57	R - R	6-3	190	Jr. - Tr.	Arlington
Richard Valenta	10-14-57	R - R	5-11	185	So. - 1 VL	Irving (MacArthur)
Mark Wade	1-19-59	R - R	6-3	175	Fr. - HS	Arlington
Gary Walker	9-13-57	L - L	5-9	165	So. - Tr.	Longview
Mike White	4-5-56	R - R	6-0	185	Sr. - 2 VL	Des Moines, Ia. (Hoover)
Richard Wilkinson	3-2-58	R - L	6-2	200	So. - 1 VL	Irving

1977 UTA Statistics

Name	G	GS	GC	IP	PITCHING				WP	HP	SHO	SAV	W-L	ERA	
					HH	R	ER	BB							SO
David Hicks	14	13	6	*89.2	*92	50	31	49	*53	3	1	*2	0	*4-8	3.10
Ricky Turner	12	2	0	28.1	31	24	13	23	8	6	0	0	0	1-1	4.18
Trey Holt	*16	1	1	30.0	34	21	15	16	12	0	2	0	*3	1-1	4.50
Bruce Marshall	*16	*14	7	81.0	80	*65	*42	*64	50	*11	*18	1	0	3-10	4.66
Mike White	11	5	2	38.0	48	40	22	25	15	1	2	1	0	2-4	5.22
Frank Meyers	10	10	5	62.2	65	45	38	38	39	5	0	0	0	1-9	5.30
Anthony Cepak	2	1	0	5.0	3	8	3	10	4	0	0	0	0	1-1	5.40
Rob Wingard	9	3	0	17.1	22	17	11	17	7	3	3	0	0	0-1	5.82
Bill Pratt	8	0	0	11.2	18	18	10	10	3	1	1	0	0	1-1	7.50
Chris Powell	6	1	0	9.1	15	13	8	10	8	0	0	0	0	0-2	8.00
Cass Sabonis	3	2	0	8.0	11	8	8	10	4	0	0	0	0	0-1	9.00
UTA Totals	53	53	21	381	419	109	203	272	202	30	27	4	3	14-39	4.80
Opp. Totals	53	53	35	381.2	326	200	141	209	263	23	19	9	4	39-14	3.33

* Team-leading total

1977 Baseball Statistics
University of Texas at Arlington

Overall Record: 14-39
SLC Record: 4-10

Home: 13-22
Away: 1-17

HITTING


Name	G	AB	R	H	RBI	2B	3B	HR	TB	B	SO	AVG.	SB	S	SF
Rusty Brainard	14	36	10	11	2	1	0	1	15	4	6	.306	3	0	0
Richard Wilkinson	31	59	6	18	11	3	0	*2	27	7	6	.305	2	0	0
Robin Black	53	*176	27	52	24	*5	1	0	*59	23	11	.295	10	4	1
Duane Easterling	45	113	24	33	11	2	1	0	37	26	17	.292	1	3	0
John Mocek	38	94	10	25	15	4	0	1	32	27	11	.265	0	2	0
Robert Don	48	138	15	36	*27	4	0	1	43	9	25	.260	2	3	*5
Ricky Moore	22	50	8	12	7	1	0	0	13	4	7	.240	2	0	2
Alan Hough	24	57	6	13	3	2	1	0	17	8	16	.228	9	3	0
Dave Owen	53	166	*37	*37	9	*5	0	0	42	*39	*53	.222	0	0	0
Steve Chenevert	16	23	3	5	2	0	0	0	5	3	2	.218	1	1	0
Brent Kinman	38	87	16	18	5	3	0	0	21	12	13	.207	*12	*4	1
Mike Linke	27	68	6	14	13	3	0	1	20	15	16	.207	1	1	1
Richard Valenta	21	51	5	10	10	1	0	1	14	3	5	.196	0	0	1
Jim McCoy	34	62	5	12	8	3	*2	0	19	6	17	.193	0	2	1
Dennis McMahan	21	46	5	7	8	0	1	1	11	6	4	.153	0	3	0
Randy Bench	22	121	13	17	3	3	0	1	23	18	39	.140	4	2	0
Mark Grogan	17	47	3	5	6	0	1	0	7	3	8	.106	3	2	0
UTA Totals	53	1224	199	325	164	40	7	9	405	213	256	.266	50	30	12
Opp. Totals	53	1512	312	419	230	54	17	20	621	272	197	.277	52	26	16

FIELDING — UTA: 1143 PO, 535 A, 119E; OPPONENTS: 1109 PO, 483 A, 69E


HPN (UTA 50/OPP 52): Mocek 4, Easterling 3, Wilkinson 2, Black 2, Bench 2, Don 1, Hough 1, Linke 1



Randy Bench



Mark Canton



Scott Chambliss

RANDY BENCH, Soph, R-R, Arlington (Houston)
6-1, 170, Outfield . . . Randy started slow his freshman season, but gained confidence later in the year and became a strong part of the Maverick attack . . . He had a problem with striking out . . . Batted .140 as a freshman . . . Still striving to attain potential . . .

MARK CANTON, Fr, R-R, Arlington (Houston)
Outfield . . . Another strong batter from Tommy Cantrell's team at Sam Houston High School . . . Mark batted .362 his senior year and was named all-District 8-4A as a third baseman, but is being switched to the outfield at UTA . . . Probably the quickest player on the team who should be a threat on the basepaths . . .

SCOTT CHAMBLISS, Soph, R-R, Longview (Pine Tree)
Infield . . . A transfer from Texas Tech where he played baseball for one year . . . A talented performer in high school, Scott was all-District 8-3A for three consecutive years at his third base and shortstop spot . . . He had some arm trouble in the off season, but should be ready to help out at second base . . .

STEVE CHENEVERT, Soph, R-L, Fort Worth (Nolan)
Outfield . . . Steve played in 16 games for UTA as a freshman, batting .218 and collecting 21 total bases . . . At Noland High School, he captained his team as a senior and was named all-district for three years . . . Expected to see more playing time as a sophomore.


ROBERT DON, Soph, L-L, Arlington (Houston)
Infield . . . Robert played in almost every game last year as a freshman and led the Mavs in RBIs, totaling 27 . . . He also batted .260 . . . He should step back into the starting role at first base A strong hitter, but was out on strike outs 25 times last season .



Steve Chenevert



Robert Don



Duane Easterling

DUANE EASTERLING, Sr, R-R, Grand Prairie (South)
 6-1, 190, Outfield . . . Duane was one of the standouts on UTA's team last year, managing to get on base 56 times . . . He hit .292 and drew 26 walks on the year . . . He got the job done in left field last year and is ready for his senior season . . . A solid player who can also be used at first if needed . . . A transfer from Bee County JC and was a four-sports letterman at South Grand Prairie High School.

DAVE HICKS, Sr, R-R, Arlington (Houston)
 6-0, 185, Pitcher . . . David was the top pitcher for UTA last year, finishing 4-8 on the year . . . McBroom expects him to be number one again this year, and with the backing of a stronger team is expected to increase his win total . . . He had two shutouts last year, shutting off Bishop 11-0 and Arkansas State 6-0 . . . A smart pitcher who has good control and changes speed well . . . After a career under Tom Cantrell at Sam Houston High School David attended Ranger JC for a season and pitched at McLennan JC as a sophomore. Had 3.10 ERA and recorded 53 strikeouts.

TREY HOLT, Soph, R-L, Baytown (Lee)
 6-4, 235, Pitcher . . . Trey was the Mavs top reliever last year, recording three saves and a 1-1 record and had a 4.50 ERA . . . Might be called upon to start some games this season . . . Does a good job of keeping the ball down and hitting the strike zone . . . A member of the UTA football team, Trey was all-district in high school and had two letters in both football and baseball.

ALAN HOUGH, Jr, R-R, Waco (Richfield)
 6-1, 185, Catcher . . . Expected to split time with Richard Valenta as starting catcher . . . Played in 24 games last year, batting .228 . . . Alan is a good director behind the plate and has a good arm, but his hitting isn't all that strong . . . A tough, hard worker who played the outfield in high school . . . A geology major with a 3.6 gpa.



David Hicks



Trey Holt



Alan Hough

RUSTY JONES, Jr, R-R, New Boston

6-1, 190, Outfield . . . Rusty is expected to step into a starters's role in centerfield . . . Has all the tools to make a good fielder and can hit the long ball, but has a strike out problem . . . If can get his hitting down he'll be a strong point for the Mavs . . . A transfer from Panola JC in Carthage where he led the team in RBIs (30), home runs (9) and stolen bases (27) . . . Was an all-around athlete at New Boston High School where he had three letters each in football, basketball, baseball and track.

CURTIS KOUBA, Fr, L-L, Houston (Sharpstown)

5-11, 190, Pitcher . . . Pitched for the Class 4A state championship team in high school when Dick Janse's Sharpstown team won it all last year . . . A left-hander who throws very hard but is more a thrower than a pitcher now. . .McBroom believes, that with work and experience he can become a very good pitcher . . . Curtis was second team all-district at Sharpstown,

TERRY KUNKEL, Jr, R-R, Fort Worth (Wyatt)

5-10, 172, Outfield . . . A transfer from McLennan JC in Waco where he batted .355 as a sophomore which earned him all-district V honors in the junior college circuit . . . Was number one right fielder after the fall . . . Is good with the bat and might also see some action as designated hitter . . . But his good arm might mean keeping him in the outfield.

JIM McCOY, Jr, R-R, Fort Worth (Castleberry)

6-0, 180, Pitcher . . . A transfer from Hill JC in Hillsboro, might prove to be a super pitcher for the Mavs. . .He was an outfielder last year, but McBroom moved him to pitcher this fall where he showed himself to have a very good pitching arm . . . According to McBroom, he throws with good velocity and has an outstanding curve . . . He's never pitched and it'll take a while for him to adjust, but if he can control he might prove to be UTA's top pitcher.



Rusty Jones



Curtis Kouba



Jim McCoy

TIM McJILTON, Fr, L-L, Longview (Pine Tree)

5-8, 160, Pitcher . . . Had an impressive fall and should be ready to step in and do the job this spring . . . A lefty . . . Keeps the ball down and has lot of control . . . A scholar athlete at Pine Tree High School where he was all-District 9-3A his junior and senior years under coach James Phillips . . . Had three baseball letters . . . Played American Legion ball and helped coach Little League baseball this past summer.

MARK MEDINA, Jr, R-R, Corpus Christi (Ray)

5-11, 175, Infield . . . A transfer from Blinn JC in Brenham where he lettered for two years under Leroy Dryer . . . Batted above .300 both years . . . Was all-District 27-4A for three consecutive years at Ray High School for coach Larry Kemp . . . Captain his senior year . . . McBroom has tabbed him as the starting third baseman after a good fall . . . Has a good glove, an above average arm and started hitting well in the fall.

DAVE OWEN, Soph, R-S, Cleburne

6-1, 160, Infield . . . A solid player for the Mavs last season who led the team in runs (37), hits (37), doubles (5), walks (39) and he went down swinging more than any other Mav, 53 times . . . McBroom says of Owens, "Dave will be one of the best shortstops around. He's really grown and matured over the year. He led the team in numerous categories, including strikeouts, so he's got to cut down on that. Dave's a good solid ball player and with that year of experience I believe he's ready to become an outstanding player" . . . Had an outstanding career at Cleburne High School under Jay McCarty where he was an honor student and all-District 14-4A his junior and senior seasons . . . Also was a stand-out in basketball and also had two football letters . . . Batted .222 last season.

BILL PRATT, Soph, L-L, Hurst (Bell)

5-9, 155, Pitcher . . . Had a 1-1 record last year in relief as he got into 8 games . . . A lefty who is expected to have a good spring after a strong showing in the fall . . . Was one of top four in the fall . . . A knowledgeable pitcher who just needs some more experience . . . Was captain of his team and all-district outfielder his senior season under coach Richard Dibble.



Tim McJilton



Mark Medina



Dave Owen

RONNIE PYRON, Fr, R-S, Brownsboro

5-10, 190, Infield . . . Showed good abilities with a glove in the fall, but hitting needs improving . . . Has abilities to be a good hitter, just needs the work . . . Should see some playing time at third base . . . A versatile athlete who lettered in football, basketball and baseball at Brownsboro High School . . . Was all-District 13-2A his junior and senior year and MVP as a junior under coach Terry Hibbits.

DANNY SMITH, Fr, R-R, Arlington

6-2, 170, Infield . . . Played shortstop in high school, but is expected to move over to second and start . . . Has the talent to make the move, he'll just have to have an adjustment period . . . Lettered for three years at Arlington High School under Bud Miller . . . all-city and team MVP his senior season and also all-district . . . Lettered three years in baseball.

RANDY THORPE, Fr, R-R, Brooklyn NY (Hoover)

5-9, 170, Outfield . . . Should see a lot of action this year in left field . . . He has good speed and has improved tremendously with the bat . . . Made all-city in football and baseball and captained baseball team for Joe Malone.

RICKY TURNER, Soph, R-R, Arlington (Lamar)


5-11, 165, Pitcher . . . Had the second best ERA last year, but only got into 12 games, pitching 28 innings, walking 23 and striking out 8 ERA of 4.18 . . . Had a sore arm for most of the fall, but should be a big boost if his arm heals . . . Had an outstanding football and baseball career at Lamar High School . . . Holds a 2.95 gpa as an accounting major at UTA,



Bill Pratt



Ronnie Pyron



Danny Smith

ERNIE VALAMIDES, Jr, R-R, Arlington

6-3, 190, Pitcher . . . A transfer from Paris JC where he was named the MVP in the Texas Eastern Conference as a sophomore . . . Was 7-3 as a freshman with a 1.86 ERA and 9-2 as a sophomore with a 2.36 ERA . . . He also did the job at Arlington High School for coach Bud Miller, posting records of 4-0 as a sophomore, 6-5 as a junior and 9-1 as a senior and was voted District 7-4A player of the year his senior season . . . Expected to go right to work for the Mavs . . . Throws hard, has a lot of savvy on the mound and changes speed well and has good control.

RICHARD VALENTA, Soph, R-R, Irving (MacArthur)

5-11, 185, Catcher . . . Expected to split time with Allen Hough as starting catcher . . . Richard has improved his hitting and is expected to help out there this spring . . . Got into 21 games last year, collecting 10 RBI's in only 51 appearances at the plate . . . Batted .196 . . . Played for the District 9-4A champions in baseball his senior year under coach Lance Brown . . . Made all-district team as a senior.

MARK WADE, Fr, R-R, Arlington

6-3, 175, Pitcher . . . A walk-on who will certainly see some action this spring . . . Had a very good fall . . . Threw balls for strikes with something on it. . . He might be the surprise of the year for the Mavs . . . Had one baseball letter at Arlington High School under coach Bud Miller . . . A pre-med student who has a 3.25 gpa.



Randy Thorpe



Ricky Turner



Ernie Valamides



Richard Valenta



Mark Wade



Mike White

MIKE WHITE, Sr, R-R, Des Moines, Ia. (Hoover)

6-0, 185, Pitcher . . . Struggled with arm problems last year while posting 2-4 mark and 5.22 ERA . . . Gave up 25 walks and struck out 14 . . . Was 3-1 with a 3.66 ERA as a sophomore . . . Was all-metro and all-district his senior season at Hoover High School for coach Bob Watson . . . Current ERA record holder at Hoover.

BOB WINGARD, Soph, R-R, Brandon, Fla.

6-1, 175, Pitcher . . . Just couldn't get started his freshman season as he was 0-1 and had 5.82 ERA, pitching in 9 games . . . McBroom expects him to be an outstanding pitcher once he gets it all together.

RICHARD WILKINSON, Soph, R-L, Irving

6-2, 200, Infield . . . Was primarily a designated hitter last year and is expected to have the same role this year, but may also see more action at first base . . . Could become the best hitter on the club, just needs to be more selective in what he swings at, according to McBroom . . . Had a .305 average last year, getting two home runs in 31 games . . . Was all-district at Irving High School in two sports as football punter and first baseman . . . As a senior, was named to all-greater Dallas and all-Metro teams as well as being leading hitter in district for coach David Clapp.



Bob Wingard



Richard Wilkinson

UTA Records

INDIVIDUAL SINGLE GAME

- Runs scored, SLC game:** 4, Barry Hitton, 4-10-76, vs. McNeese State; 3, Joe Massa vs. ACC, 4-10-70; Jim Shewmake vs. ASU, 3-24-73; Ken Clark vs. USL, 3-17-73, Garry Sutherland vs. La. Tech 4-4-75 and Mark Visosky vs Lamar, 4-19-75
- Runs scored, all games:** 4, Gary Darst vs. U. of Dallas, 3-20-73
- Base hits, SLC game:** 5, Bobby Flores vs. USL, 3-22-74
- Base hits, all games:** 5, Brent Skillman vs. Texas Wesleyan, 3-20-71
- Doubles, SLC game:** 2, Joe Massa vs. Lamar, 3-31-72; David York vs. USL, 3-18-71; Billy Womack vs. ACC, 4-13-73; Gary Darst vs. ACU, 3-24-73; Ken Clark vs. USL, 3-17-73; Mark Visosky vs. La. Tech, 4-4-75
- Doubles, all games:** 2, Mike Spain vs. U. of Dallas, 3-11-69; Steve Mitchell vs. Centenary, 3-31-70; Ken Clark vs. Kent State, 3-19-73
- Triples, SLC games:** 1 by 16 players
- Triples, all games:** 1, 40 times
- Home runs, SLC games:** 1, 33 times
- Home runs, all games:** 2, Jimmy Kelley vs. U. of Plano, 3-23-71
- RBI, SLC games:** 4, Gene Merrill vs. ACC, 4-10-70; John Mocek, 3-27-76
- RBI, all games:** 7, Lawrence Hicks vs. Bishop, 3-28-71
- Stolen bases, SLC game:** 3, Billy Womack vs. ASU, 3-24-73; Larry Bolster vs. Lamar, 3-30-73
- Stolen bases, all games:** 3, Brent Skillman vs. Tarleton St., 4-3-69; Skillman vs. Texas Wesleyan, 3-24-70; Gary Darst vs. Bishop, 3-27-73; Melvin Pugh vs. Hardin-Simmons, 3-5-74; Ron Barnett vs. Univ. Dallas, 4-21-75; Jimmy Shewmake vs. Oral Roberts, 2-27-76
- Sacrifices, SLC game:** 2, Ronnie Green vs. Lamar, 4-28-70; Lonnie Salyers vs. ASU, 5-1-71; Mark Visosky vs. La. Tech, 4-4-75
- Sacrifices, all games:** 2, numerous times
- At bats, SLC game:** 6, Gene Merrill and Terry Caruthers vs. Lamar, 4-18-70
- At bats, all games:** 6, by 11 players

PITCHING

- Innings pitched, SLC game:** 10, Jimmy Stewart vs. ASU, 3-24-73
- Innings pitched, all games:** 13, David Whisonant vs. Texas Wesleyan College, 3-5-75
- Strikeouts, SLC game:** 12, Jimmy Stewart vs. ACC, 4-9-71
- Strikeouts, all games:** 15, Lawrence Hicks vs. U. of Dallas, 3-4-72
- Fewest hits allowed, SLC game:** 1, Lonnie Salyers vs. ACC, 4-15-72 and vs. ASU, 3-11-72; Jimmy Stewart vs. LT, 4-20-73
- Fewest hits allowed, all games:** 0, Lonnie Salyers vs. Southwestern, 3-9-73; Doug Osterloh vs. Abilene Christian College, 4-23-74
- Most walks, SLC game:** 7, Mike Wyant vs. USL, 3-22-74
- Most walks, all games:** 9, Lonnie Salyers vs. TCU, 2-22-72; Bruce Marshall vs. TWC, 3-29-76

INDIVIDUAL FULL SEASON

- Best batting average, SLC games:** .444, Ken Clark, 1971 (16 of 36)
- Best batting average, all games:** .390, Terry Twomey, 1971 (41-105)
- Runs scored, SLC games:** 12, Ken Clark, 1973
- Runs scored, all games:** 35, Barry Hilton, 1976; Ronnie Barnett, 1976
- Base hits, SLC games:** 18, Ken Clark, 1973; Bobby Flores, 1974
- Base hits, all games:** 43, Ken Clark, 1973; Bobby Flores, 1974
- Doubles, SLC games:** 5, Joe Massa, 1972; Ken Clark, 1973
- Doubles, all games:**
- Triples, SLC games:** 2, Terry Twomey, 1971; David York, 1970; Bobby Flores and Ron Barnett, 1975
- Triples, all games:** 4, Bobby Flores and Garry Sutherland, 1975

Home runs, SLC games: 2, Steve Mitchell, 1971; Bobby Sims, 1972; John Mocek 1976
Home runs, all games: 4, Garry Sutherland, 1975 and 1976
Total bases, SLC games: 25, Ken Clark, 1973
Total bases, all games: 63, Ronie Barnett, 1976
RBI, SLC games: 9, Ken Clark and Billy Womack, 1973; John Mocek, 1976
RBI, all games: 25, Gary Darst, 1973
Stolen bases, SLC games: 12, Ronnie Barnett, 1976
Stolen bases, all games: 28, Ronnie Barnett, 1976
At bats, SLC games: 60, Brent Skillman, 1972
At bats, all games: 167, Bobby Flores, 1976
Sacrifices, SLC games: 4, Mike Palazzini, 1975
Sacrifices, all games: 11, Barry Hilton, 1975
Walks, SLC games: 15, Barry Hilton, 1975
Walks, all games: 39, Ron Barnett, 1975
Strikeouts, SLC games: 18, Garry Sutherland, 1976
Strikeouts, all games: 47, Garry Sutherland, 1976

PITCHING

Most wins, SLC games: 3, Lonnie Salyers, 1971; Jimmy Stewart, 1973; Bruce Marshall, 1976
Most wins, all games: 12, Bruce Marshall, 1976
Games pitched, SLC: 8, Jimmy Stewart and Robert Hill, 1973
Games pitched, all: 19, Robert Hill, 1972; Jimmy Stewart, 1973; Bruce Marshall, 1976
Complete games, SLC: 4, Lonnie Salyers, 1971, 1972, 1973; John Neinast, 1974.
Complete games, all: 10, John Neinast, 1974
Shutouts, SLC: 2, Lonnie Salyers, 1972
Shutouts, all games: 3, Lonnie Salyers, 1972; Doug Osterloh, 1974
Innings pitched, SLC games: 42 2/3, Lonnie Salyers, 1973
Innings pitched, all games: 130 1/3, Bruce Marshall, 1976
Lowest ERA, SLC games: 0.65, Cliff Knowles, 1975
Lowest ERA, all games: 1.56, Lonnie Salyers, 1973
Strikeouts, SLC games: 43, Lonnie Salyers, 1972
Strikeouts, all games: 103, Bruce Marshall, 1976
Walks, SLC games: 31, Mike Wyant, 1974; Bruce Marshall, 1976
Walks, all games: 87, Bruce Marshall, 1976

INDIVIDUAL CAREER

Batting average, SLC games: .346, Terry Twomey, 1971-72
Batting average, all games: .320, Ken Clark, 1971-73
Runs scored, SLC games: 30, Bobby Flores, 1973-76
Runs scored, all games: 72, Bobby Flores, 1973-76
Base hits, SLC games: 64, Bobby Flores, 1973-76
Base hits, all games: 145, Bobby Flores, 1973-76
Doubles, SLC games: 10, Joe Massa, 1969-72; Ken Clark, 1971-73
Doubles, all games: 18, Ken Clark, 1971-73
Triples, SLC games: 3, Bobby Flores, 1973-76; Ronnie Barnett, 1974-76
Triples, all games: 8, Bobby Flores, 1973-76
Home runs, SLC games: 3, Steve Mitchell, 1970-72; John Mocek, 1974-76
Home runs, all games: 8, Garry Sutherland, 1975-76
Total bases, SLC games: 77, Bobby Flores, 1973-76
Total bases, all games: 180, Bobby Flores, 1973-76
RBI, SLC games: 23, Bobby Flores, 1973-76
RBI, all games: 66, Bobby Flores, 1973-76; Mark Visosky, 1973-76
Stolen bases, SLC games: 24, Bobby Flores, 1973-76
Stolen bases, all games: 68, Billy Womack, 1972-74

PITCHING

Most wins, SLC games: 9, Lonnie Salyers, 1970-73
Most wins, all games: 18, Jimmy Stewart, 1970-73
Innings pitched, SLC games: 138 2/3, Lonnie Salyers, 1970-73
Innings pitched, all games: 288, Jimmy Stewart, 1970-73
Lowest ERA, SLC games: 2.34, Lonnie Salyers, 1970-73

Lowest ERA, all games: 2.92, Lonnie Salyers, 1970-73
Best won-lost percentage, SLC games: .529, Lonnie Salyers,
1970-73
Best won-lost percentage, all games: .545, Jimmy Stewart,
1970-73
Games pitched, SLC: 21, Jimmy Stewart, 1970-73
Games pitched, all: 58, Jimmy Stewart, 1970-73

TEAM SINGLE GAME

Runs scored, SLC game: 13 vs. USL, 3-17-73; vs. McNeese,
4-10-76
Runs scored, all games: 21 vs. U. of Dallas, 30-27-73
Base hits, SLC game: 16 vs. McNeese State, 4-10-76
Base hits, any game: 20 vs. U. of Dallas, 3-20-73
Doubles, SLC game: 4 vs. ACC, 4-10-70; vs. ASU, 3-24-73;
4 vs. USL, 3-23-74
Doubles, any game: 5 vs. Centenary, 3-31-70; vs. Kent State
3-19-73
Triples, SLC game: 2 vs. USL, 3-16-73; 2 vs. Ark. St., 4-25-75
Triples, any game: 2 vs. USL, 3-16-73; vs. U. of Dallas, 3-20-73;
2 vs. SMU 2-19-75; vs. ASU, 4-25-75; vs. Dallas Baptist,
4-22-75; vs.
Home runs, SLC game: 2 vs. ACC, 4-10-70; vs. La. Tech,
3-29-74
Home runs, any game: 3, three times
Total bases, SLC game: 20 vs. Lamar, 4-23-71
Total bases, any game: 29 vs. U. of Plano, 3-26-71
RBI, SLC game: 10 vs. USL, 3-17-73
RBI, any game: 19 vs. U. of Dallas, 3-20-73
Stolen bases, SLC game: 7 vs. ACC, 4-14-72
Stolen bases, any game: 7 vs. ACC, 4-14-72

TEAM FULL SEASON

Batting average, SLC games: .277, 1971
Batting average, all games: .257, 1971
Lowest batting average, SLC games: .112, 1969
Lowest batting average, all games: .215, 1974
Fielding average, SLC games: .960, 1972
Fielding average, all games: .949, 1975; .951, 1976
Lowest SLC games: 2.76, 1973
Lowest SLC all games: 2.90, 1973
Highest ERA, SLC games: 5.54, 1969
Highest ERA, all games: 5.00, 1974
Base hits, SLC games: 109, 1973
Base hits, all games: 296, 1974; 332, 1976
Doubles, SLC games: 25, 1973
Doubles, all games: 58, 1973
Triples, SLC games: 6, 1973 and 1975
Triples, all games: 16, 1975
Home runs, SLC games: 6, 1971
Home runs, all games: 17, 1971 and 1972
Total bases, SLC games: 149, 1973
Total bases, all games: 395, 1974; 435, 1976
Most games won, SLC: 8, 1971 and 1972
Most games won, all: 23, 1974; 29, 1976
Most games lost, SLC: 12, 1974
Most games lost, all: 28, 1974
Most consecutive wins, SLC: 4, 1971
Most consecutive wins, all: 8, 1971; 10, 1976
Most consecutive losses, SLC: 8, 1969
Most consecutive losses, all: 10, 1969-1970
Double plays, SLC games: 10, 1973
Double plays, all games: 34, 1976
Shutouts pitched, SLC games: 4, 1972
Shutouts pitched, all games: 7, 1972, 1974, 1975
Stolen bases, SLC games: 36, 1973 and 1976
Stolen bases, all games: 101, 1976

1977 All-SLC Team

Player, School	Pos.	Cl.	Ht.	Wt.	Rec.
Keith Guthrie, McNeese	1b	Sr.	5-10	185	.355
Joe McCann, Lamar	2b	So.	5-10	170	.315
Mike Burke, La. Tech	3b	Jr.	6-2	190	.394
Louis Jones, Lamar	SS	Jr.	5-9	160	.315
Dale Holman, La. Tech	UI	Fr.	6-0	175	.345
Harold Flynn, Lamar	OF	Sr.	6-2	190	.344
Mike Laudig, Lamar	OF	Jr.	5-9	180	.303
Russell Conner, McNeese	OF	Sr.	6-1	180	.358
Dave Oliver, SW La.	UO	Sr.	6-1	180	.293
Ken Ahrens, Lamar	C	Jr.	6-0	185	.248
Rick Nesloney, Lamar	P	Sr.	6-2	190	12-5
John Harness, La. Tech	P	Sr.	6-3	180	6-7

Honorable Mention

Pitchers — Paul Williamson and Glen Murphy, Arkansas State; Buddy Tibbs, Lamar; Keith Thibodaux, Louisiana Tech; Ray Fontenot, McNeese, Matt Bullinger, SW Louisiana; and David Hicks, UTA.

Infielders — Junior Cooper, Arkansas State; Jeff Martin, Lamar; Barry Johnson, Louisiana Tech; Shanie Dugas and Bill Mosley, McNeese; Gary Hinson and Billy Garcia, SW Louisiana.

Outfielders — Herb Weaver, SW Louisiana; Bob Camras, Arkansas State.

Catchers — Mike Linke, UTA

UTA's All-SLC Players

FIRST TEAM:

1969 — Ronnie Lucas, 3b; Brent Skillman, OF

1970 — Gene Merrill, C; Joe Massa, OF

1971 — Steve Mitchell, 1B, Kent Clark, OF; Jimmy Stewart, P

1974 — Gary Darst, 3b; Mark Visosky, OF

1975 — Ron Barnett, OF

1976 — Bruce Marshall, P; Bobby Flores, SS

HONORABLE MENTION:

1969 — Harvey Guthrey, C

1970 — Tony Wilson, P; Steve Mitchell, 1B; Brent Skillman, OF

1971 — Tony Wilson, P; Lonnie Salyers, P; Jimmy Kelly, C;
Terry Twomey, 2b; Larry Bolster, SS; Brent Skillman,
OF; Joe Massa, OF

1972 — Tony Wilson, P; Joe Massa, OF

1973 — Jimmy Kelley, C; Gary Darst, 3b

1974 — Bobby Flores, SS

1975 — Bobby Flores, SS; Mark Visosky, OF

1976 — Barry Hilton, 1b

1977 — David Hicks, P; Mike Linke, C

Composite Schedule

February

- 3 Track – West Texas State-Texas Tech-UTA – Canyon
- 18 Baseball – University of Dallas (2) – Arlington
- 19 Baseball – North Texas State (2) – Arlington
- 21 Baseball – Texas Christian University (2) – Fort Worth
- 22 Baseball – Southern Methodist University (2) – Arlington
- 24 Baseball – Oral Roberts University (2) – Arlington
- 25 Baseball – Oral Roberts University (2) – Arlington
Women's Track – SMU Invitational – Dallas
Men's Track – SMU Invitational – Dallas
- 27 Baseball – Southwestern (2) – Georgetown, Texas

March

- 2-3-4 Baseball – Tarrant County Tournament
 - 2. UTA at TCU (2)
 - 3. TWC at UTA (2)
 - 4. TCU at TWC (2)
- 3-4 Women's Track – Ft. Worth Recreational – Ft. Worth
- 4 Men's Track – White Oak Invitational – Longview
- 7 Baseball – Southwestern (2) – Arlington
- 9 Baseball – William Penn (2) – Arlington
- 10 Women's Track – Baylor-North Texas State-UTA – Denton
- 11 Southwest Recreational – Ft. Worth
- 12 Baseball – Central Michigan (2) – Arlington
- 16 Baseball – Emporia State (2) – Arlington
- 18 Baseball – University of Dallas (2) – Dallas
Men's Track – Arlington Relays – Arlington
- 19-25 Baseball – Pan Am "Citrus" Tournament – Edinburg, Texas
- 24-25 Women's Track – A&M Relays – College Station
- 25 Men's Track – Cowboy Relays – Lake Charles, Louisiana
- 28 Baseball – TWC – Arlington
- 29 Baseball – North Texas State (2) – Denton
- 31-1 Women's Track – TWU Invitational – Denton

April

- 1 Men's Track – Texas Tech Invitational – Lubbock
Baseball – Lamar (2) – Arlington
- 2 Baseball – Lamar (2) – Arlington
- 4 Baseball – TCU (2) – Arlington
Men's Track – Baylor All-Comers – Waco
- 8 Baseball – McNeese (2) – Arlington
- 9 Baseball – McNeese (2) – Arlington
- 8-9 Men's Track – Texas Relays – Austin
Women's Track – Texas Relays – Austin
- 11 Baseball – Southern Methodist University (2) – Reverchon Park
- 15 Baseball – Arkansas State (2) – Jonesboro, Arkansas
Men's Track – Metroplex Championships – Dallas
- 16 Baseball – Arkansas State (2) – Jonesboro, Arkansas
- 19 Baseball – TWC – Fort Worth
- 21 Men's Track – Baylor Invitational – Waco
Women's Track – Baylor Invitational – Waco
- 22 Baseball – Louisiana Tech (2) – Ruston, Louisiana
- 23 Baseball – Louisiana Tech (2) – Ruston, Louisiana
- 26 Baseball – Sam Houston (2) – Arlington
- 28-29 Men's Track – Southland Conference – Lafayette, Louisiana
Women's Track – State AIAW – College Station
- 29 Baseball – USL (2) – Lafayette, Louisiana
- 30 Baseball – USL (2) – Lafayette, Louisiana

May

- 5 Men's Track – Waco Open – Waco
Women's Track – Southwest Collegiate Open – Waco
- 9 Men's Track – Longhorn Invitational – Austin
- 25-27 Women's Track – National AIAW – Knoxville, Tennessee
- 26-27 Men's Track – USTFF Championships – Wichita, Kansas
- 1-3 Men's Track – NCAA Championships – Eugene, Oregon