

# 1977 UTA BASEBALL



**Press Media Guide**  
**The University of Texas**  
**at Arlington**

# 1977 SCHEDULE

Date	Opponent	Site
Feb. 18	<b>Baylor (2)</b>	Arlington
Feb. 18	Baylor (2)	Waco
Feb. 22	SMU (2)	Dallas
Feb. 23	<b>Bishop (2)</b>	Arlington
Feb. 26	<b>Oral Roberts (2)</b>	Arlington
Feb. 28-	Tarrant County	UTA, TWC
Mar. 1	Tournament	and TCU
Mar. 5	<b>S.E. Oklahoma (2)</b>	Arlington
Mar. 8	<b>TCU (2)</b>	Arlington
Mar. 10	<b>Dallas (2)</b>	Arlington
Mar. 12	Dallas (2)	Dallas
Mar. 13	<b>Central Michigan (2)</b>	Arlington
Mar. 16	<b>Emporia State (2)</b>	Arlington
Mar. 18	<b>Sam Houston (2)</b>	Arlington
Mar. 19	S.E. Oklahoma (2)	Durant
Mar. 21	<b>Bradley</b>	Arlington
Mar. 25	<b>*Louisiana Tech (2)</b>	Arlington
Mar. 26	<b>*Louisiana Tech</b>	Arlington
Mar. 29	Texas Wesleyan	Fort Worth
Apr. 1	<b>*Arkansas State (2)</b>	Arlington
Apr. 2	<b>*Arkansas State</b>	Arlington
Apr. 8	<b>Cornell</b>	Arlington
Apr. 9	<b>Cornell (2)</b>	Arlington
Apr. 12	Midwestern (2)	Wichita Falls
Apr. 15	<b>*McNeese State (2)</b>	Lake Charles
Apr. 16	<b>*McNeese State</b>	Lake Charles
Apr. 17	Sam Houston (2)	Huntsville
Apr. 19	<b>SMU (2)</b>	Arlington
Apr. 22	<b>*Lamar (2)</b>	Beaumont
Apr. 23	<b>*Lamar</b>	Beaumont
Apr. 26	<b>Texas Wesleyan</b>	Arlington
Apr. 29	<b>*S.W. Louisiana (2)</b>	Arlington
Apr. 30	<b>*S.W. Louisiana</b>	Arlington

## \*Southland Conference Games

Home Games (Bold Face) at Arlington Athletic Center, Fielder and Park Row

Doubleheaders begin at 1 p.m., single games at 2 p.m.

## COVER STORY

It takes two to hold all the 1976 awards won by UTA pitchers Bruce Marshall (right). With Marshall is Mav Head Coach Butch McBroom. Marshall was a second-team academic all-America and the Southland Conference's Ted Lyons Award winner as the league's most valuable pitcher.

# 1977 UTA Baseball

Location – Arlington, Tex. 76019

Enrollment – 17,000

Conference – Southland

Colors – Royal Blue and White

Home Field – Arlington Athletic Center

President – Dr. Wendell Nedderman

Athletic Director – Dr. Bill Reeves

Faculty Representative – Dr. Emory Estes

Baseball Coach – Butch McBroom

Sports Information Director – Steve Hellyer

Athletic Telephone – AC817, 273-2261

## UTA SEASON BY SEASON

Year	Coach	Season Record	SLC Finish
1976	Butch McBroom	29-21	Third, 7-8
1975	Butch McBroom	22-27	Fourth, 6-9
1974	Butch McBroom	23-28	Sixth, 3-12
1973	Fred Mathews	20-17	Fourth, 7-7
1972	Fred Mathews	18-25	Fourth, 8-9
1971	Fred Mathews	22-12	Second, 8-4
1970	Tom Beasley	10-18	Fifth, 3-9
1969	Tom Beasley	6-16	Fifth, 0-8

## 1976

### SLC FINAL STANDINGS

	(Conference)			(All Games)		
	W	L	Pct.	W	L	Pct.
Lamar	10	5	.667	33	9	.786
Arkansas St.	9	6	.600	18	28	.391
UTA	7	8	.467	29	21	.580
McNeese St.	7	8	.467	26	19	.574
S.W. Louisiana	6	9	.400	22	24	.478
Louisiana Tech	6	9	.400	20	22	.476

# COACH BUTCH McBROOM



Marvin W. (Butch) McBroom begins his fourth season as University of Texas at Arlington baseball coach after having his best year as the Mavs' head man in 1976.

The 29-21 mark and a third-place finish in the Southland Conference brought McBroom's career to 122-91. He's 74-76 at UTA.

Before coming to UTA, the 32-year-old McBroom coached Union University in Jackson, Tenn., for two seasons, erecting a 48-15 mark and guiding teams that played in the NCAA College Division Midwest Regional (1972) and NAIA District (1973) tournaments.

McBroom was an all-Southwest Conference catcher at Baylor University in 1966 and was the team's most outstanding player that year.

The Fort Worth native and former football and baseball standout at Carter-Riverside High School received his B.S. degree in physical education and history from Baylor in 1967 and his master's in P.E. the next year.

While still at Baylor as a student, McBroom served as baseball and assistant football coach at Waco Reicher High in 1966-67. He coached baseball, football and basketball the next year at Waco Connally Junior High before taking over at Fort Worth Castleberry in 1968 for three seasons as baseball coach and football assistant.

In addition to coaching baseball, McBroom directs the UTA women's softball team and is a physical educational instructor.

McBroom and wife Karen have a son Chad.

# 1976 Season Review

Date	Opponent	Score	UTA Pitcher	Record
2-18	Plano	W, 9-4	Knowles, 1-0	1-0
2-18	Plano	L, 2-16	Marshall, 0-1	1-1
2-20	TCU	L, 0-10	Neinast, 0-1	1-2
2-20	TCU	W, 6-3	Vazzi, 1-0	2-2
2-22	SMU	W, 5-0	Marshall, 1-1	3-2
2-22	SMU	W, 7-1	Knowles, 2-0	4-2
2-24	Dallas	W, 1-0	White, 1-0	5-2
2-24	Dallas	W, 2-0	Vazzi, 2-0	6-2
2-27	Oral Roberts	W, 6-4	Knowles, 3-0	7-2
2-27	Oral Roberts	W, 5-3	Marshall, 2-1	8-2
2-28	Oral Roberts	W, 9-1	Whisonant, 1-0	9-2
3-1	TCU	W, 4-2	Marshall, 3-1	10-2
3-1	TWC	W, 7-2	Vazzi, 3-0	11-2
3-2	TCU	L, 8-13	Meyers, 0-1	11-3
3-3	TWC	L, 3-5	Whisonant, 1-1	11-4
3-6	Southwestern	W, 5-4	Marshall, 4-1	12-4
3-10	North Texas	W, 5-2	Marshall, 5-1	13-4
3-10	North Texas	W, 3-1	Meyers, 1-1	14-4
3-15	Cent. Mich.	L, 4-6	Knowles, 3-1	14-5
3-15	Cent. Mich.	L, 1-2	Vazzi, 3-1	14-6
3-16	Emporia St.	W, 5-2	Marshall, 6-1	15-6
3-16	Emporia St.	L, 1-10	Whisonant, 1-2	15-7
3-17	Dallas	W, 8-7	Powell, 1-0	16-7
3-17	Dallas	W, 11-2	White, 2-0	17-7
3-23	Kent State	W, 9-1	Marshall, 7-1	18-7
3-23	Kent State	W, 6-5	Powell, 2-0	19-7
3-27	*La. Tech	L, 4-6	Marshall, 7-2	19-8
3-27	*La. Tech	L, 1-2	Knowles, 3-2	19-9
3-28	*La. Tech	W, 5-3	Ehidonsny, 2-2	20-9
3-29	TWC	L, 5-13	Marshall, 7-3	20-10
4-2	*Arkansas St.	L, 1-3	Knowles, 3-3	20-11
4-2	*Arkansas St.	W, 6-3	Marshall, 8-3	21-11
4-3	*Arkansas St.	L, 1-3	Vazzi, 3-2	21-12
4-5	TWC	W, 7-1	Marshall, 9-3	22-12
4-6	Southwestern	L, 6-7	White, 2-1	22-13
4-9	*McNeese St.	W, 12-3	Marshall, 10-3	23-13
4-10	*McNeese St.	W, 2-1	Knowles, 4-3	24-13
4-10	*McNeese St.	W, 13-6	Powell, 3-0	25-13
4-12	Pan Amer.	L, 2-5	Marshall, 10-4	25-14
4-13	Pan Amer.	L, 3-14	Neinast, 0-2	25-15
4-13	Pan Amer.	L, 0-3	Whisonant, 2-3	25-16
4-14	Pan Amer.	L, 0-4	Vazzi, 3-3	25-17
4-23	*Lamar	L, 0-1	Knowles, 4-4	25-18
4-23	*Lamar	L, 0-9	Marshall, 10-5	25-19
4-25	*Lamar	L, 3-7	Whisonant, 2-4	25-20
4-27	Midwestern	W, 5-2	Marshall, 11-5	26-20
4-27	Midwestern	W, 8-2	Vazzi, 4-3	27-20
4-30	*S.W. La.	W, 4-3	Marshall, 12-5	28-20
4-30	*S.W. La.	W, 6-4	White, 3-1	29-20
5-1	*S.W. La.	L, 2-4	Neinast, 0-3	29-21

# The Outlook

Fourth-year Coach Butch McBroom has a veteran battery for the 1977 University of Texas at Arlington baseball season, which is always good for a start.

But the rest of the Mav picture will have to undergo a major overhaul from McBroom's best season as the UTA coach in 1976 when the Mavs posted a 29-21 mark.

McBroom looks at the 1977 edition of the Mavs as a "future" ballclub.

"The only place we're experienced is behind the plate," says McBroom. "We could start as many as six freshmen this season."

**McBROOM HAS** faith that his troops will blossom like right-hander Bruce Marshall did last spring.

The senior came from nowhere to set records galore for his pitching. Marshall was honored for his blend of pitching and academics in '76 when he was named the second academic all-America team.

For his fastball only, Bruce was the Southland Conference's most outstanding hurler for the season, setting three league records and tying another. One was for victories in one season as Bruce won 12 of 17 decisions and completed 13 of 19 starts.

Marshall will be eager to log as many innings (130) as he did last season and he has the strength and stamina to repeat the feat. Also on the staff will be three other veterans from last year's group.

**McBROOM HOPES** senior squadman Frank Meyers can supply the left-handed starter his staff lacked a year ago.

Meyers, in his second UTA season, was bothered by arm trouble all last spring. He answered the call for just three starts and six appearances good for 17 innings of work. He had a 1-1 mark and 5.62 ERA.

Righty Mike White could break into the starting rotation after a 3-1 slate in '76 and the other returning mount letterman, lefty Chris Powell, will be a long relief man.

David Hicks, an Arlington Houston product who stopped at two different junior colleges before coming to UTA, is expected to earn a spot in the starting rotation.

Hard-throwing right-handers Bob Wingard and Caz Sabonis will need to blend control with their fastball to earn a spot start. Left-handed Bill Pratt could see an occasional start because of his control.

**BEHIND THE** plate, both Mike Linke and Alan Hough return of 1977 and will be joined by freshman Richard Valenta.

Linke, a senior, batted .277 in his first season with the Mavs in 34 games. Despite one homer last year, Linke should be one of the team's top power hitters.

McBroom would like to use Hough (and rest Linke) more than in 1976. Alan is also a touch talented receiver and hitting will determine the extent of each man's playing time.

The other Mav veterans are infielder Robin Black and designated hitter John Mocek.

Mocek, who could fill in at first base, was hampered by a severe ankle injury last season. He'll give the Mavs left-handed hitting power and could also serve as the DH against leftys, too, if he's swinging a patient bat.

John batted .250 in 22 games and slapped two homers, both in conference games.

**BLACK WAS** a pleasant frosh surprise at third base on a veteran ballclub last year, making several outstanding defensive plays and hitting .243 in his rookie year.

He should be one of the Mavs' most consistent at the plate after striking out just 13 times in 47 games a year ago. Defensively, McBroom plans a switch to second base for Black to take advantage of his sure hands.

Newcomers Ricky Dan Moore and Dennis McMahan will battle at third and freshmen Richard Wilkinson and Robert Don and JC transfer Duane Easterling will be first-base candidates along with Mocek.

The all-important shortstop position will be turned over to frosh Dave Owen, a rangy switch-hitter, with hopes he'll grow into a steady fielder and reliable lead-off man.

"He's a future-type ball player," McBroom said, "typical of most of our team. He has outstanding range at short and has a good eye at the plate, he won't swing at any bad pitches."

**LAST YEAR'S** outfield was wiped out by graduation and McBroom hopes the new crop will match up defensively, at least, in the first season.

Randy Bench, another Sam Houston product, has a go-getter reputation for center field. Jim McCoy has the speed to be an outfield asset and Valenta, Easterling and Steve Chenevert could see action there, too.

Leadership from Linke, Hough, Black and Marshall will be essential early to get the young Mavs off on the right track, but the schedule may not cooperate.

Baylor, TCU, Oral Roberts, Kansas and Central Michigan adorn the pre-conference slate to test the growing pains of the rebuilt Mavs.

# 1977 Baseball Roster

## INFELDERS

8	Robin Black	2- 1-56	S - R	6-0	180	So. - 1VL	Fort Worth (Southwest)
24	Robert Don	4-23-57	R - R	6-2	200	Fr. - HS	Arlington (Houston)
9	Duane Easterling	7-31-55	R - R	6-2	185	Jr. - Tr.	Grand Prairie (South)
30	Dennis McMahan	3- 9-58	R - R	6-0	190	Fr. - HS	Fort Worth (Eastern Hills)
25	John Mocek	8-21-54	L - R	6-4	210	Sr. - 3VL	Chicago, Ill. (Schurz)
3	Ricky Dan Moore	2-17-56	S - R	5-10	175	Jr. - Tr.	Waxahachie
6	Dave Owen	4-25-58	S - R	6-0	155	Fr. - HS	Cleburne
15	Richard Wilkinson	3- 2-58	L - R	6-2	200	Fr. - HS	Irving

## OUTFIELDERS

5	Randy Bench	11-29-57	R - R	6-1	170	Fr. - HS	Arlington (Houston)
7	Rusty Brainard	6-19-58	R - R	5-10	155	Fr. - HS	Fort Worth (Arlington Hights)
19	Steve Chenevert	3-27-58	L - R	5-11	185	Fr. - HS	Fort Worth (Nolan)
	Mark Grogan	10- 5-57	L - L	6-1	160	Fr. - HS	Fort Worth (Eastern Hills)
2	Brent Kinman	4-24-57	S - R	5-8	155	So. - Tr.	Arlington (Houston)
11	Jim McCoy	5-14-57	R - R	6-0	180	So. - Tr.	Fort Worth (Castleberry)

### CATCHERS

No.	Name	Birthdate	B - T	Ht.	Wt.	Cl. — Exp.	Hometown (High School)
10	Alan Hough	11-15-55	R - R	6-1	185	So. - 1VL	Waco (Richfield)
20	Mike Linke	11- 9-54	R - R	6-1	185	Sr. - 1VL	Los Alamos, N.M.
13	Richard Valenta	10-14-57	R - R	5-11	195	Fr. - HS	Irving (MacArthur)

### PITCHERS

18	Paul Calvert	1-16-58	R - R	6-2	170	Fr. - HS	Irving (MacArthur)
14	Anthony Cepak	2-22-56	R - R	6-1	180	Jr. - Tr.	Waco (LaVega)
23	David Hicks	12-17-54	R - R	6-0	185	Jr. - Tr.	Arlington (Houston)
21	Trey Holt	11-18-57	R - R	6-4	225	Fr. - HS	Baytown (Lee)
17	Bruce Marshall	12-12-53	R - R	6-3	220	Sr. - 1VL	Corpus Christi (Ray)
1	Frank Meyers	10- 9-55	L - L	6-0	178	Sr. - Sq.	Minneapolis, Minn. (DeLaSalle)
4	Chris Powell	5-24-57	L - L	6-0	150	So. - 1VL	Arlington
	Bill Pratt	10-13-57	L - L	5-8	150	Fr. - HS	Hurst (Bell)
12	Cass Sabonis	7-18-56	R - R	6-0	180	So. - HS	Utica, N.Y. (Mills)
22	Ricky Turner	10- 8-57	R - R	5-11	165	Fr. - HS	Arlington (Lamar)
16	Mike White	4- 5-56	R - R	6-1	185	Jr. - 1VL	Des Moines, Iowa (Hoover)
	Rob Wingard	2-16-58	R - R	6-1	175	Fr. - HS	Brandon, Fla.

# 1976 UTA Statistics

SEASON: 29-21 HOME: 22-7 ROAD: 7-14 SLC: 7-8

## PITCHING

Name	G	GS	CG	W - L	IP	H	R	ER	BB	SO	HP	ShO	ERA
Dennis Vazzi	9	8	4	4 - 3	44.1	47	21	12	33	18	4	1*	2.45
Chris Powell	13	0	0	3 - 0	24	28	19	8	13	9	1	0	3.00
Bruce Marshall	19*	17*	13*	*12 - 5*	130.1*	95*	67*	48*	87*	103*	14*	1*	3.32
Mike White	10	1	1	3 - 1	27	21	13	11	16	17	0	0	3.66
Cliff Knowles	12	11	7	4 - 4	70	75	35	29	27	24	2	0	3.72
David Whisonant	7	6	3	2 - 4	33.2	41	19	15	13	9	0	0	2.97
Frank Meyers	6	3	0	1 - 1	16.1	25	20	10	19	12	1	0	5.62
John Neinast	8	4	1	0 - 3	23.1	34	21	16	10	6	2	0	6.26
UTA	50	50	29	29 - 21	369	446	215	149	218	198	24	3+	3.63
Opponents	50	50	23	21 - 29	351	332	228	170	226	308	11	5	4.35

\* Team-leading total  
 + Includes combined shutout by White and Neinast.  
 Saves — Powell, White, Neinast.

## BATTING

Player	G	AB	R	H	BI	2B	3B	HR	TB	SO	BB	HP	S	SF	SB	Avg.
Barry Hilton	50	136	35*	42	23	3	2	0	49	24	36*	1	4	1	7	.309
Ronnie Barnett	47	150	35*	43	20	8*	3*	2	63*	46	32	1	5*	1	28*	.287
Mike Linke	34	94	10	26	11	2	0	1	31	35	18	2	0	0	1	.277
Bobby Flores	50	167*	26	44*	24*	4	2	0	52	25	20	1	2	3	22	.263
John Mocek	22	56	5	14	16	3	0	2	23	12	8	0	1	2	0	.250
Alan Hough	21	49	5	12	3	3	0	1	18	13	6	1	0	0	1	.245
Robin Black	47	148	20	36	23	6	0	0	42	13	22	1	5*	0	3	.243
Ricky Cyr	31	64	11	14	1	0	1	0	16	17	3	0	1	1	7	.229
Mark Visosky	49	158	29	35	21	7	1	2	50	27	17	2	3	4*	9	.221
Rob Michelsen	21	56	7	12	6	1	0	0	13	14	4	1	1	0	4	.214
Garry Sutherland	48	140	23	29	19	3	1	4*	46	47*	32	1	1	3	8	.207
Jimmy Shewmake	48	125	19	23	16	0	2	1	30	27	21	0	3	2	11	.184
UTA	50	1357	228	332	185	40	12	13	435	308	226	11	26	17	101	.244
Opponents	50	1402	215	366	170	38	12	22	494	198	218	24	21	13	47	.261

\* Team-leading total



Linke



Hough



Valenta

## The Catchers

**MIKE LINKE, Sr., R-R, Los Alamos, N.M.** — Linke had an excellent first year at UTA last spring, batting .277 and doing the job behind the plate. His RBI bat will have to be sharper than last season, when he chased in 11 runs. Batted .306 in 11 conference games. Co-captain last year, Linke will be looked to for leadership. Transferred to UTA from Eastern New Mexico.

**ALAN HOUGH, Soph., R-R, Waco** — More playing time is planned for Hough after his first full season as a catcher a year ago. Hough played in 21 games, batting .245 with four extra-base hits and one homer. An outfielder in high school at Waco Richfield. Disposition perfect for a catcher, Hough is a tough, hard worker. Good size for receiver at 6-1 and 190 pounds.

**RICHARD VALENTA, Fr., R-R, Irving** — One of the finest athletes to come out of MacArthur High School, Valenta was a two-sport star as an all-district pick in both baseball and football. Selected for Texas High School All-Star Game last summer. Potential power hitter, Valenta could also play some in outfield.




Mocek




Black




Owen



Moore



Wilkinson




Easterling

## The Infielders


**JOHN MOCEK, Sr., L-R, Chicago, Ill.** — John served as a designated hitter only last season after suffering a severe ankle injury and missing 25 games. In three years at UTA, Mocek has a .203 batting average with three homers in 237 at-bats. Last year's .250 mark has been his best season. Tied school marks last year from home runs and runs batted in during SLC games. The all-city high school player at Schurz will play first base this season only on limited basis. Big John was a redshirt under McBroom at Union University as a freshman. Honor roll student at UTA.

**ROBIN BLACK, Soph., S-R, Fort Worth** — Robin's steady play this season will surprise no one. Black had an excellent first season at UTA at third base, batting .243. His defensive play was equally impressive and he'll be moved to second base this season to fully take advantage of it. Black fanned just 13 times in 148 at-bats last season as a first-year switch-hitter. Was a shortstop in high school at Southwest.

**DAVE OWEN, Fr., S-R, Cleburne** — Owen was an all-district shortstop two seasons at Cleburne, batting .309 his final year. Must approach critical position on infield with confidence. A rise in weight will aid his play. Has good range and an improving arm. Dave also has begun to work as a switch-hitter.



Don




McMahan




Bench



**McCoy**



**Kinman**



**Brainard**

**RICKY DAN MOORE, Jr., R-R, Waxahachie** — Moore arrived at UTA from Paris Junior College, where he was an all-conference infielder as a frosh. Three times all-district in high school. Excellent hitter and good power for size. Hard worker and good leader.


**RICHARD WILKINSON, Fr., L-R, Irving** — Wilkinson was all-district at Irving High in two sports during schoolboy days as football punter and first baseman. As a senior, also was named to All-Greater Dallas and All-Metro teams as well as being leading hitter in district. Hitting key to his playing time. Punter for UTA football team last fall.

**DUANE EASTERLING, Jr., R-R, Grand Prairie** — Easterling gives Mav versatility as right-handed first baseman and possible outfielder. Transfer from Bee County Junior College. Also graduate of fine high School program at South Grand Prairie where he was a four-sport letterman. Excellent glove man.

**OTHERS** — First base brings the most heated battle to the Mavs squad. In addition to Mocek, Wilkinson and Easterling, freshman Robert Don of Arlington Houston could emerge with the job. Don, a left-hander, was a late bloomer in high school, lettering only as a senior. But he has excellent size and 6-2 and 200 pounds. Dennis McMahan, an all-district performer at Fort Worth Eastern Hills, is also a third base candidate.

## The Outfielders


**RANDY BENCH, Fr., R-R, Arlington** — McBroom will entrust the centerfield job to Bench, who had a strong high school career at Sam Houston. He was an all-district outfielder and batted .320 in his final season. Speed will be an asset in field and on bases. Should be a line-drive hitter.



**Marshall**



**Meyers**




**White**

**JIM McCOY, Soph., R-R, Fort Worth** — Speeds puts McCoy in the outfield picture. Transfers to UTA after one season at Hill Junior College. Graduate of Castleberry High School where he also lettered in football.

**OTHERS** — The outfield brings UTA an equal group of athletes that can be an asset for McBroom during the long season. Brent Kinman, a one-year player at McLennan JC, brings a switch-hitting look to the outfield. At 5-8, Kinman has speed to be a base-stealing threat. Steve Chenevert is an excellent hitter who needs to improve with the glove. The Fort Worth Nolan product was twice all-district and the team's MVP as a senior. Rusty Brainard will also be a strong candidate as a make-contact hitter and hustler.

## The Pitchers

**BRUCE MARSHALL, Sr., R-R, Corpus Christi** — Marshall went from a 11.60 earned run average in 1975 to a 12-5 won-lost mark and 3.32 ERA last season. The Southland Conference's Ted Lyons Award was his after breaking three SLC marks and tying another. An honor roll student all through school, the former Mav footballer was named to the second academic all-America team last season. Fastball and breaking pitches were both excellent in '76, but key to Marshall's performance is that he was able to throw strikes when he needed them. Turned to baseball after foot surgery ended football career as a tight end. Struck out 103 batters in 130 innings last season, a good ratio.




**Powell**



**Hicks**




**Pratt**




Sabonis




Wingard



Turner



Holt



Cepak

**FRANK MEYERS, Sr., L-L, Minneapolis, Minn.** — Outlook for '77 is brighter after Meyers shaking off arm problems. Can throw hard and employ good breaking pitch. Spent all collegiate days in Texas after playing at Hill Junior College (1974-75). Drafted by Minnesota Twins after graduation from DeLaSalle HS. Pitched in only six games (16 innings) for a 1-1 mark and 5.62 ERA a year ago.

**MIKE WHITE, Jr., R-R, Des Moines, Iowa** — Inconsistent last year, but had good outings when he threw strikes. In two years at UTA, owns a 3-2 record in 34 innings with a 5.29 ERA. Possesses strong arm.

**DAVID HICKS, Jr., R-R, Arlington** — Hicks is given best chance to join the starting rotation with Marshall and Meyers. After Arlington Houston career, David attended Ranger JC for a season and pitched at McLennan JC last year. Will rely on control and breaking pitches, not overpowering but smart hurler.

**OTHERS** — Five other right-handers and a lefty gives UTA more pitching depth than last season. The southpaw is Bill Pratt, a small, crafty pitcher who is effective by keeping his pitches down. Caz Sabonis and Bob Wingard have good velocity, but lack control. Ricky Turner pitched his final year at Arlington Lamar after a strong football career. Turner and JC transfer Anthony Cepak (McLennan) will be strong long-relief men. Cepak has been hampered by a hamstring pull suffered last summer. Trey Holt, a football speciality team performer last fall, brings size at 6-4 and 225 pounds.

# UTA Records

## INDIVIDUAL SINGLE GAME

- Runs scored, SLC game:** 4, Barry Hitton, 4-10-76, vs. McNeese State; 3, Joe Massa vs. ACC, 4-10-70; Jim Shewmake vs. ASU, 3-24-73; Ken Clark vs. USL, 3-17-73, Garry Sutherland vs. La. Tech 4-4-75 and Mark Visosky vs Lamar, 4-19-75
- Runs scored, all games:** 4, Gary Darst vs. U. of Dallas, 3-20-73
- Base hits, SLC game:** 5, Bobby Flores vs. USL, 3-22-74
- Base hits, all games:** 5, Brent Skillman vs. Texas Wesleyan, 3-20-71
- Doubles, SLC game:** 2, Joe Massa vs. Lamar, 3-31-72; David York vs. USL, 3-18-71; Billy Womack vs. ACC, 4-13-73; Gary Darst vs. ACU, 3-24-73; Ken Clark vs. USL, 3-17-73; Mark Visosky vs. La. Tech, 4-4-75
- Doubles, all games:** 2, Mike Spain vs. U. of Dallas, 3-11-69; Steve Mitchell vs. Centenary, 3-31-70; Ken Clark vs. Kent State, 3-19-73
- Triples, SLC games:** 1 by 16 players
- Triples, all games:** 1, 40 times
- Home runs, SLC games:** 1, 33 times
- Home runs, all games:** 2, Jimmy Kelley vs. U. of Plano, 3-23-71
- RBI, SLC games:** 4, Gene Merrill vs. ACC, 4-10-70; John Mocek, 3-27-76
- RBI, all games:** 7, Lawrence Hicks vs. Bishop, 3-28-71
- Stolen bases, SLC game:** 3, Billy Womack vs. ASU, 3-24-73; Larry Bolster vs. Lamar, 3-30-73
- Stolen bases, all games:** 3, Brent Skillman vs. Tarleton St., 4-3-69; Skillman vs. Texas Wesleyan, 3-24-70; Gary Darst vs. Bishop, 3-27-73; Melvin Pugh vs. Hardin-Simmons, 3-5-74; Ron Barnett vs. Univ. Dallas, 4-21-75; Jimmy Shewmake vs. Oral Roberts, 2-27-76
- Sacrifices, SLC game:** 2, Ronnie Green vs. Lamar, 4-28-70; Lonnie Salyers vs. ASU, 5-1-71; Mark Visosky vs. La. Tech, 4-4-75
- Sacrifices, all games:** 2, numerous times
- At bats, SLC game:** 6, Gene Merrill and Terry Caruthers vs. Lamar, 4-18-70
- At bats, all games:** 6, by 11 players

## PITCHING

- Innings pitched, SLC game:** 10, Jimmy Stewart vs. ASU, 3-24-73
- Innings pitched, all games:** 13, David Whisonant vs. Texas Wesleyan College, 3-5-75
- Strikeouts, SLC game:** 12, Jimmy Stewart vs. ACC, 4-9-71
- Strikeouts, all games:** 15, Lawrence Hicks vs. U. of Dallas, 3-4-72
- Fewest hits allowed, SLC game:** 1, Lonnie Salyers vs. ACC, 4-15-72 and vs. ASU, 3-11-72; Jimmy Stewart vs. LT, 4-20-73
- Fewest hits allowed, all games:** 0, Lonnie Salyers vs. Southwestern, 3-9-73; Doug Osterloh vs. Abilene Christian College, 4-23-74
- Most walks, SLC game:** 7, Mike Wyant vs. USL, 3-22-74
- Most walks, all games:** 9, Lonnie Salyers vs. TCU, 2-22-72; Bruce Marshall vs. TWC, 3-29-76

## INDIVIDUAL FULL SEASON

- Best batting average, SLC games:** .444, Ken Clark, 1971 (16 of 36)
- Best batting average, all games:** .390, Terry Twomey, 1971 (41-105)
- Runs scored, SLC games:** 12, Ken Clark, 1973
- Runs scored, all games:** 35, Barry Hilton, 1976; Ronnie Barnett, 1976
- Base hits, SLC games:** 18, Ken Clark, 1973; Bobby Flores, 1974
- Base hits, all games:** 43, Ken Clark, 1973; Bobby Flores, 1974
- Doubles, SLC games:** 5, Joe Massa, 1972; Ken Clark, 1973
- Doubles, all games:**
- Triples, SLC games:** 2, Terry Twomey, 1971; David York, 1970; Bobby Flores and Ron Barnett, 1975
- Triples, all games:** 4, Bobby Flores and Garry Sutherland, 1975

Home runs, SLC games: 2, Steve Mitchell, 1971; Bobby Sims, 1972; John Mocek 1976  
Home runs, all games: 4, Garry Sutherland, 1975 and 1976  
Total bases, SLC games: 25, Ken Clark, 1973  
Total bases, all games: 63, Ronie Barnett, 1976  
RBI, SLC games: 9, Ken Clark and Billy Womack, 1973; John Mocek, 1976  
RBI, all games: 25, Gary Darst, 1973  
Stolen bases, SLC games: 12, Ronnie Barnett, 1976  
Stolen bases, all games: 28, Ronnie Barnett, 1976  
At bats, SLC games: 60, Brent Skillman, 1972  
At bats, all games: 167, Bobby Flores, 1976  
Sacrifices, SLC games: 4, Mike Palazzini, 1975  
Sacrifices, all games: 11, Barry Hilton, 1975  
Walks, SLC games: 15, Barry Hilton, 1975  
Walks, all games: 39, Ron Barnett, 1975  
Strikeouts, SLC games: 18, Garry Sutherland, 1976  
Strikeouts, all games: 47, Garry Sutherland, 1976

## PITCHING

Most wins, SLC games: 3, Lonnie Salyers, 1971; Jimmy Stewart, 1973; Bruce Marshall, 1976  
Most wins, all games: 12, Bruce Marshall, 1976  
Games pitched, SLC: 8, Jimmy Stewart and Robert Hill, 1973  
Games pitched, all: 19, Robert Hill, 1972; Jimmy Stewart, 1973; Bruce Marshall, 1976  
Complete games, SLC: 4, Lonnie Salyers, 1971, 1972, 1973; John Neinast, 1974.  
Complete games, all: 10, John Neinast, 1974  
Shutouts, SLC: 2, Lonnie Salyers, 1972  
Shutouts, all games: 3, Lonnie Salyers, 1972; Doug Osterloh, 1974  
Innings pitched, SLC games: 42 2/3, Lonnie Salyers, 1973  
Innings pitched, all games: 130 1/3, Bruce Marshall, 1976  
Lowest ERA, SLC games: 0.65, Cliff Knowles, 1975  
Lowest ERA, all games: 1.56, Lonnie Salyers, 1973  
Strikeouts, SLC games: 43, Lonnie Salyers, 1972  
Strikeouts, all games: 103, Bruce Marshall, 1976  
Walks, SLC games: 31, Mike Wyant, 1974; Bruce Marshall, 1976  
Walks, all games: 87, Bruce Marshall, 1976

## INDIVIDUAL CAREER

Batting average, SLC games: .346, Terry Twomey, 1971-72  
Batting average, all games: .320, Ken Clark, 1971-73  
Runs scored, SLC games: 30, Bobby Flores, 1973-76  
Runs scored, all games: 72, Bobby Flores, 1973-76  
Base hits, SLC games: 64, Bobby Flores, 1973-76  
Base hits, all games: 145, Bobby Flores, 1973-76  
Doubles, SLC games: 10, Joe Massa, 1969-72; Ken Clark, 1971-73  
Doubles, all games: 18, Ken Clark, 1971-73  
Triples, SLC games: 3, Bobby Flores, 1973-76; Ronnie Barnett, 1974-76  
Triples, all games: 8, Bobby Flores, 1973-76  
Home runs, SLC games: 3, Steve Mitchell, 1970-72; John Mocek, 1974-76  
Home runs, all games: 8, Garry Sutherland, 1975-76  
Total bases, SLC games: 77, Bobby Flores, 1973-76  
Total bases, all games: 180, Bobby Flores, 1973-76  
RBI, SLC games: 23, Bobby Flores, 1973-76  
RBI, all games: 66, Bobby Flores, 1973-76; Mark Visosky, 1973-76  
Stolen bases, SLC games: 24, Bobby Flores, 1973-76  
Stolen bases, all games: 68, Billy Womack, 1972-74

## PITCHING

Most wins, SLC games: 9, Lonnie Salyers, 1970-73  
Most wins, all games: 18, Jimmy Stewart, 1970-73  
Innings pitched, SLC games: 138 2/3, Lonnie Salyers, 1970-73  
Innings pitched, all games: 288, Jimmy Stewart, 1970-73  
Lowest ERA, SLC games: 2.34, Lonnie Salyers, 1970-73

Lowest ERA, all games: 2.92, Lonnie Salyers, 1970-73  
Best won-lost percentage, SLC games: .529, Lonnie Salyers,  
1970-73  
Best won-lost percentage, all games: .545, Jimmy Stewart,  
1970-73  
Games pitched, SLC: 21, Jimmy Stewart, 1970-73  
Games pitched, all: 58, Jimmy Stewart, 1970-73

## TEAM SINGLE GAME

Runs scored, SLC game: 13 vs. USL, 3-17-73; vs. McNeese,  
4-10-76  
Runs scored, all games: 21 vs. U. of Dallas, 30-27-73  
Base hits, SLC game: 16 vs. McNeese State, 4-10-76  
Base hits, any game: 20 vs. U. of Dallas, 3-20-73  
Doubles, SLC game: 4 vs. ACC, 4-10-70; vs. ASU, 3-24-73;  
4 vs. USL, 3-23-74  
Doubles, any game: 5 vs. Centenary, 3-31-70; vs. Kent State  
3-19-73  
Triples, SLC game: 2 vs. USL, 3-16-73; 2 vs. Ark. St., 4-25-75  
Triples, any game: 2 vs. USL, 3-16-73; vs. U. of Dallas, 3-20-73;  
2 vs. SMU 2-19-75; vs. ASU, 4-25-75; vs. Dallas Baptist,  
4-22-75; vs.  
Home runs, SLC game: 2 vs. ACC, 4-10-70; vs. La. Tech,  
3-29-74  
Home runs, any game: 3, three times  
Total bases, SLC game: 20 vs. Lamar, 4-23-71  
Total bases, any game: 29 vs. U. of Plano, 3-26-71  
RBI, SLC game: 10 vs. USL, 3-17-73  
RBI, any game: 19 vs. U. of Dallas, 3-20-73  
Stolen bases, SLC game: 7 vs. ACC, 4-14-72  
Stolen bases, any game: 7 vs. ACC, 4-14-72

## TEAM FULL SEASON

Batting average, SLC games: .277, 1971  
Batting average, all games: .257, 1971  
Lowest batting average, SLC games: .112, 1969  
Lowest batting average, all games: .215, 1974  
Fielding average, SLC games: .960, 1972  
Fielding average, all games: .949, 1975; .951, 1976  
Lowest SLC games: 2.76, 1973  
Lowest SLC all games: 2.90, 1973  
Highest ERA, SLC games: 5.54, 1969  
Highest ERA, all games: 5.00, 1974  
Base hits, SLC games: 109, 1973  
Base hits, all games: 296, 1974; 332, 1976  
Doubles, SLC games: 25, 1973  
Doubles, all games: 58, 1973  
Triples, SLC games: 6, 1973 and 1975  
Triples, all games: 16, 1975  
Home runs, SLC games: 6, 1971  
Home runs, all games: 17, 1971 and 1972  
Total bases, SLC games: 149, 1973  
Total bases, all games: 395, 1974; 435, 1976  
Most games won, SLC: 8, 1971 and 1972  
Most games won, all: 23, 1974; 29, 1976  
Most games lost, SLC: 12, 1974  
Most games lost, all: 28, 1974  
Most consecutive wins, SLC: 4, 1971  
Most consecutive wins, all: 8, 1971; 10, 1976  
Most consecutive losses, SLC: 8, 1969  
Most consecutive losses, all: 10, 1969-1970  
Double plays, SLC games: 10, 1973  
Double plays, all games: 34, 1976  
Shutouts pitched, SLC games: 4, 1972  
Shutouts pitched, all games: 7, 1972, 1974, 1975  
Stolen bases, SLC games: 36, 1973 and 1976  
Stolen bases, all games: 101, 1976

# 1976 All-SLC Team

Player, School	Pos.	Cl.	Ht.	Wt.	Rec.
Rufus Cook, Lamar	1b	Sr.	6-1	195	.326
Joe McCan, Lamar	2b	Fr.	5-10	170	.304
Billy Wearden, Lamar	3b	Sr.	6-0	185	.344
<b>Bobby Flores, UTA</b>	<b>ss</b>	<b>Sr.</b>	<b>6-2</b>	<b>175</b>	<b>.263</b>
Phil Willingham, La. Tech	UI	Sr.	5-11	185	.268
Kevin Jeansonne, S.W. La.	of	Sr.	6-2	210	.290
Harold Flynn, Lamar	of	Jr.	6-2	175	.367
Bob Brasher, La. Tech	of	Sr.	6-1	170	.338
Mike Laudig, Lamar	UO	So.	5-9	175	.324
Tom Berniard, S.W. La.	c	Sr.	6-4	210	.288
<b>Bruce Marshall, UTA</b>	<b>p</b>	<b>Jr.</b>	<b>6-3</b>	<b>215</b>	<b>12-5</b>
Paul Touchstone, Lamar	p	Jr.	5-10	190	6-1

## HONORABLE MENTION

Pitchers – John Harness, Arkansas State; Jeff Garen, S.W. Louisiana; Rick Nesloney and Mike Morgal, Lamar; Ray Fontenot, McNeese State.

Infielders – Johnny Walker, Louisiana Tech; Keith Guthrie, Bill Simon and Johnnie Ghibodeaux, all of McNeese State; Barry Hilton, Texas-Arlington; Randy Kuceřa, Lamar; Mike Kerrigan and Gerald Grand, Southwestern Louisiana.

Outfielders – Philip Smith, Rodney Paulette and Russell Conner, all of McNeese State.

Catchers – Tom Stelly, McNeese State.

## UTA's All-SLC Players

### First Team:

- 1969 – Ronnie Lucas, 3B; Brent Skillman, OF
- 1970 – Gene Merrill, C; Joe Massa, OF
- 1971 – Steve Mitchell, 1B; Ken Clark, OF; Jimmy Stewart, P
- 1974 – Gary Darst, 3B; Mark Vidosky, OF
- 1975 – Ron Barnett, OF
- 1976 – Bruce Marshall, P; Bobby Flores, SS

### Honorable Mention:

- 1969 – Harvey Guthrey, C
- 1970 – Tony Wilson, P; Steve Mitchell, 1B; Brent Skillman, OF
- 1971 – Tony Wilson, P; Lonnie Salyers, P; Jimmy Kelly, C; Terry Twomey, 2B; Larry Bolster, SS; Brent Skillman, OF; Joe Massa, OF
- 1972 – Tony Wilson, P; Joe Massa, OF
- 1973 – Jimmy Kelley, C; Gary Darst, 3B
- 1974 – Bobby Flores, SS
- 1975 – Bobby Flores, SS; Mark Vidosky, OF
- 1976 – Barry Hilton, 1B