

UT ARLINGTON

BASKETBALL



Associate AD for Brand Advancement: Jason MacBain × 315.750.0236 × jason.macbain@uta.edu × @JaBain

SCHEDULE × RESULTS

0-0 0-0 0-0 0-0 0-0

OVERALL WAC HOME AWAY NEUTRAL

NOVEMBER (0-0) CST × RESULT

6	Oral Roberts	ESPN+	7 PM
11	UT Tyler	ESPN+ HOMECOMING	5 PM
16	@ ^{RV} New Mexico	MW NETWORK	8 PM
19	@ ^{#12} Arizona	PAC-12 NETWORK	5 PM
22	Alcorn State	ESPN+	7 PM
25	Texas State	ESPN+	2 PM
29	Abilene Christian	ESPN+ WAC	7 PM

DECEMBER (0-0)

2	@ Grand Canyon	ESPN+ WAC	7 PM
6	UNT Dallas	ESPN+	4 PM
16	Air Force	(FORT WORTH-DICKIES ARENA) ESPN+	4 PM
21	@ Texas Tech	ESPN+	1 PM
23	@ North Texas	ESPN+	1 PM

JANUARY (0-0)

1	@ ^{#18} Texas	LONGHORN NETWORK	TBA
4	@ Tarleton State	ESPN+ WAC	7 PM
6	@ Stephen F. Austin	ESPN+ WAC	2 PM
11	Utah Valley	ESPN+ WAC	7 PM
13	Seattle U	ESPN+ WAC	2 PM
18	UT Rio Grande Valley	ESPN+ WAC	7 PM
20	@ Abilene Christian	ESPN+ WAC	3 PM
27	Grand Canyon	ESPN+ WAC	2 PM

FEBRUARY (0-0)

1	@ Southern Utah	ESPN+ WAC	7:30 PM
3	@ Utah Tech	ESPN+ WAC	4 PM
8	@ California Baptist	ESPN+ WAC	9 PM
10	Stephen F. Austin	ESPN+ WAC	2 PM
15	Tarleton State	ESPN+ WAC	7 PM
17	@ UT Rio Grande Valley	ESPN+ WAC	6:30 PM
22	Southern Utah	ESPN+ WAC	7 PM
24	Utah Tech	ESPN+ WAC	2 PM
29	@ Seattle U	ESPN+ WAC	9 PM

MARCH (0-0)

2	@ Utah Valley	ESPN+ WAC	3 PM
7	California Baptist	ESPN+ WAC	7 PM

WAC TOURNAMENT (LAS VEGAS, NV × ORLEANS ARENA)

13	First Round	#5 vs. #8 #6 vs. #7	TBA
14	Quarterfinals	#5/8 vs. #4 #6/7 vs. #3	TBA
15	Semifinals	#5/8/4 vs. #1 #6/7/3 vs. #2	TBA
16	Final		TBA

× @UTAMavsMBB /UTAMavsMBB



UT ARLINGTON (11-21 LAST YR) × ORAL ROBERTS (30-5 LAST YR)
Arlington, Texas × College Park Center (7,000)
ESPN+ × Chris Mycoskie × Brandi Poole
102.5 FM | 620 AM × The Varsity Network × Josh Sours
All-Time Series: ORU Leads, 5-3 (More: Page 2)



KT TURNER: 0-0 (1ST SEASON) × HEAD COACHES × RUSSELL SPRINGMANN: 0-0 (1ST SEASON)

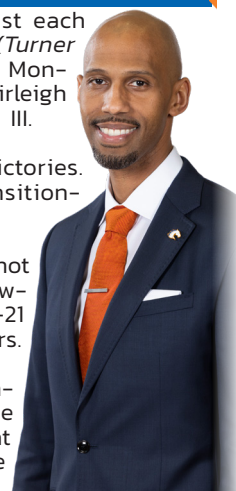
THE OPENING TIP(S)

⇒ The game pits a pair of first-time head coaches against each other in UTA's **KT Turner** and ORU's Russell Springmann (*Turner info: pages 10-11*). The only other opening-night contest on Monday that features a pair of first-time head coaches is Fairleigh Dickinson's Jack Castleberry at Buffalo's George Halcovage III.

⇒ UTA is just one win shy of 800 all-time Division-I victories. UTA's inaugural campaign took place in 1959-60 after transitioning to a four-year D-I school.

⇒ This will be the first time since 2019-20 that UTA will not start its season against Oklahoma State. The Mavs and Cowboys met at the College Park Center to begin the 2020-21 season, and traveled to Stillwater each of the past two years.

⇒ UTA will be looking to avoid a fourth-straight season-opening loss – something that hasn't occurred since the Mavs dropped five in a row from 2001-05. After that stretch, UTA went 13-1 in year-beginning games before the three most recent setbacks to OSU.



PROBABLE STARTERS

TWEETABLES



4 AKILI VINING

Gr. × G × 6-2 × 185
Fort Worth, TX × Texas Wesleyan
17 PPG, 5 RPG, 3.1 APG Last Yr.

1) According to KenPom's 'thrill' metric, the UTA-ORU contest is the 8th-best game in the country on opening night.



5 BRANDYN TALBOT

Jr. × G × 6-5 × 181
Toronto, ON × Dream City Christian
19 3s In The Final 7 Games Last Yr.

2) In home openers this century, UTA holds a 19-4 record, with the lone setbacks coming to New Mexico State (2001), Oklahoma (2012), Buffalo (2014) and Oklahoma State (2020).



3 DAJUAN GORDON

Gr. × G × 6-6 × 196
Chicago, IL × New Mexico State
909 PTS, 493 RBS At The D-I Level

3) Brandyn Talbot has made 15-straight free throws dating back to Nov. 12 of last season when he missed late in the 2nd half against Southwestern. Talbot went 17-18 from the charity stripe last year.



00 AARON CASH

Gr. × G × 6-6 × 210
San Francisco, CA × Texas A&M
2nd-Leading Returner PPG (7.7), RPG (4.2)

4) New Mexico State transfer DaJuan Gordon enters the year needing just seven rebounds to reach 500 for his career.



22 SHEMAR WILSON

Jr. × F × 6-9 × 215
Avondale, AZ × Phoenix College
Leading Returner PPG (10.9), RPG (7.8)

5) UTA finished last year ranked 18th nationally in offensive rebounds per game at 12.7, and Shemar Wilson was 9th in the country with 3.6 offensive boards per contest.

ABOUT ORAL ROBERTS



⇒ Oral Roberts is receiving votes in the College Insider.com Mid-Major Top 25 Poll.

⇒ ORU went 30-5 last season, swept both the Summit League regular season (18-0) and tournament titles and played in the NCAA Tournament for the second time in three years. The Golden Eagles earned a #12 seed but fell in the opening round to #5 Duke.

⇒ ORU was picked to finish 2nd this year in the Summit League Preseason Poll behind South Dakota State. Issac McBride (First Team) and Kareem Thompson (Second Team) both received preseason all-league recognitions.

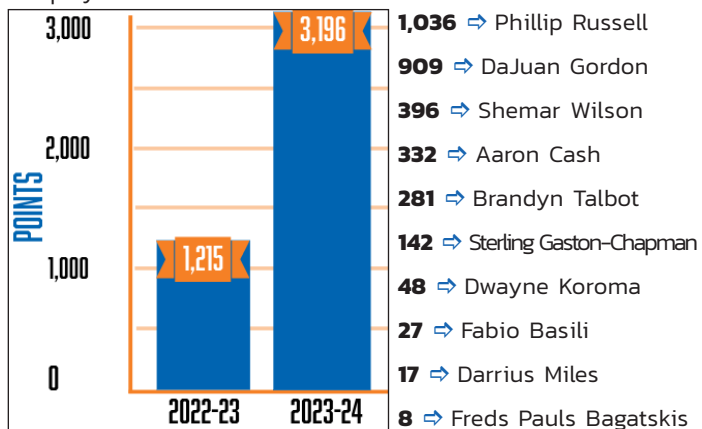
⇒ After spending four seasons at ORU, the nation's active career scoring leader, Max Abmas, transferred to Texas this summer for his graduate year. Abmas accumulated 2,562 points in his four years with the Golden Eagles.

⇒ In 2021, the Golden Eagles became – at the time – the second-ever No. 15 seed to advance to the Sweet 16 after beating Ohio State (75-72, OT) and Florida (81-78) before narrowly falling to Arkansas (72-70).

SERIES HISTORY -- ORU Leads, 5-3				
Date	Location	UTA Result	Score	
12.3.82	Arlington, TX	W	88-78	
12.4.82	Tulsa, OK	W	96-71	
1.3.84	Tulsa, OK	L	87-114	
1.12.88	Tulsa, OK	L	65-66	
12.17.01	Tulsa, OK	L	61-115	
12.02	Arlington, TX	W	83-77 ^(OT)	
3.20.13	Arlington, TX	L	76-84	
12.16.21	Tulsa, OK	L	62-71	

A WHOLE LOTTA EXPERIENCE

Including returners Shemar Wilson, Aaron Cash and Brandyn Talbot, UTA has 10 players on this year's roster who have previous Division-I playing experience. Those 10 have combined to score 3,196 D-I points entering the season. As a team last year, UTA began the season with only 1,215 D-I points across six players.



While the Mavs lost 10 of their 13 scholarship players from last year, the three returners were responsible for 31% of UTA's points and 33% of rebounds, but just 19% of assists and steals.

A KEY PIECE: PHILLIP RUSSELL



- 2022-23 Ohio Valley First Team
- 2021-22 Ohio Valley Second Team
- 2021-22 Ohio Valley All-Newcomer Team
- Ranked 11th in the country in free throws made (173) and 26th in total assists (174) last year.
- Tied SEMO's D-I single-game scoring record not once, but twice, with a pair of 37-point outbursts.
- As a freshman, he scored 35 points, grabbed 10 rebounds and had five steals in a game, making him only the second D-I freshman in the previous 25 years to reach 35+ points, 10+ rebounds and 5+ steals in a game. The other belongs to three-time NBA All-Star and 1st Overall NBA Draft Pick Ben Simmons when he was at LSU in 2015.

Russell began his career as a walk-on with Saint Louis in 2020-21, playing in eight games off the bench before transferring to Southeast Missouri where spent the past two seasons. In those two years he scored 1,019 points, including an 18.1 per-game average last year in leading SEMO to the NCAA Tournament and its first Ohio Valley Conference Championship in 23 years.

He led the OVC in total points (615) and assists (174) in 2022-23, becoming only the third OVC player in the last 25 years to pace the conference in points and assists in the same season. The other two were Murray State's Ja Morant (2018-19) and Cameron Payne (2014-15). Morant was the 2020 NBA Rookie of the Year and is a two-time NBA All-Star, while Payne was the 14th overall pick in the 2015 NBA Draft and currently plays for the Milwaukee Bucks.

MORE INFO ON RUSSELL: PAGE 14








RK	PLAYER	TEAM	POS	PPP	PTS
1	Divant'e Moffitt	IDHO	74	1.18	87
2	Drew Pember	UNCA	71	1.20	85
3	Kendric Davis	MEM	77	1.09	84
4	Markquis Nowell	KSU	73	1.10	80
5	PHILLIP RUSSELL	SEMO	75	1.05	79

Russell also scored the 5th-most 'clutch' points of any player in the nation last year, tallying 79 in the last five minutes of regulation or overtime.

Seven of those 79 came in the most clutch scenario possible as he scored all of SEMO's final seven points in an 89-82 overtime victory in the OVC Tournament Final against Tennessee Tech to clinch the Redhawks' NCAA Tournament berth.

CHALLENGING NON-CONFERENCE SLATE

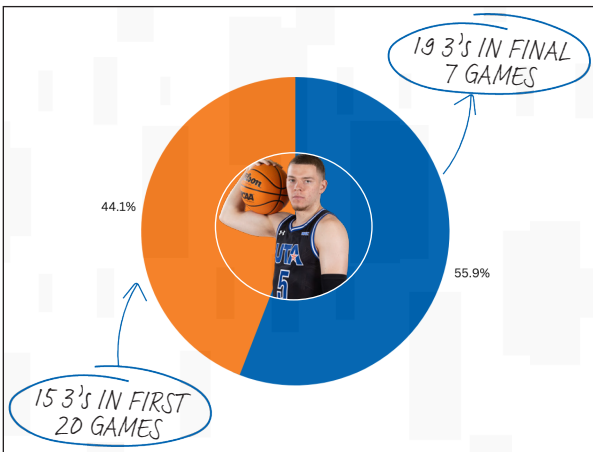
UTA's non-conference schedule consists of 11 games, nine of which are against Division-I opponents. Of those nine, six played in the postseason (NCAA Tournament or NIT) last year, six were ranked in the top 65 of the final NET (two in the top 10) and four won at least 28 games (two with at least 30).

	TEAM / DATE	RECORD / NET	CONFERENCE	POSTSEASON	RESULT(S)
	Oral Roberts Nov. 6	30-5 (18-0 Summit) NET: 50	Summit League Regular Season & Tournament Champions	NCAA / #12 Seed	L (5) Duke, 74-51
	@ New Mexico Nov. 16	22-12 (8-10 MW) NET: 64	Mountain West Quarterfinals	NIT	L Utah Valley, 83-69
	@ Arizona Nov. 19	28-7 (14-6 PAC-12) NET: 10	Pac-12 Tournament Champions	NCAA / #2 Seed	L (15) Princeton, 59-55
	Alcorn State Nov. 22	18-14 (15-3 SWAC) NET: 245	SWAC Regular Season Champions	NIT	L, North Texas, 69-53
	@ Texas Tech Dec. 21	16-16 (5-13 Big 12) NET: 62	Big 12 First Round	-----	-----
	@ North Texas Dec. 23	31-7 (16-4 C-USA) NET: 30	Conference USA Semifinals	NIT Champions	NIT Final 4: W, Wisconsin, 56-54 W, UAB, 68-61
	@ Texas Jan. 1	29-9 (12-6 Big 12) NET: 7	Big 12 Tournament Champions	NCAA / #2 Seed	W (15) Colgate, 81-61 W (10) Penn State, 71-66 W (3) Xavier, 83-71 L (5) Miami, 88-81

UTA and Abilene Christian are the only WAC members this season who have three games scheduled with Power-5 opponents (ACU: Oklahoma State, NC State, Arkansas).

3-POINT MOMENTUM

AGE IS JUST A NUMBER



Over the final seven games last season, Brandyn Talbot made 19 3-pointers. In his first 20 games of the year versus Division-I competition, he knocked down 15 (38 total on the year when including four 3s versus non-D-I foes).

Additionally, after shooting 23.5% from 3-point range against non-conference D-I opponents, he went 41.2% in WAC play.

Three of Talbot's four highest-scoring games of the year came during the final seven contests: 15 points in the WAC Tournament against Grand Canyon, 15 opposite Utah Tech and 12 versus Southern Utah (Feb. 23).

UTA has not one, but two, of the oldest players in Division-I men's basketball this season in Aaron Cash (24; turns 25 in December) and Akili Vining (24; turns 25 in April). Cash is the 6th oldest, while Vining is the 17th oldest. UTA, BYU and NJIT are the only schools in the nation with two of the 20 oldest players:

- 1) Spencer Johnson (BYU) – Sept. 3, 1997
- 2) Jalen Jordan (Middle Tennessee) – June 19, 1998
- 3) Trevin Knell (BYU) – Sept. 26, 1998
- 4) Michael Hueitt, Jr. (Pittsburgh) – Oct. 2, 1998
- 5) Jermaine Couisnard (Oregon) – Nov. 25, 1998
- 6) **Aaron Cash (UT Arlington) – Dec. 6, 1998**
- 7) Drue Drinnon (Texas State) – Dec. 7, 1998
- 8) Brock Cunningham (Texas) – Dec. 13, 1998
- 9) Fardaws Aimaq (California) – Jan. 6, 1999
- 10) Parker Fox (Minnesota) – Feb. 20, 1999
- 11) Chuck O'Bannon Jr. (TCU) – Mar. 1, 1999
- 12) Gabe McGlothlan (Grand Canyon) – Mar. 3, 1999
- 13) Edoardo Del Cadia (Detroit) – Mar. 10, 1999
- 14) Jared Bynum (Stanford) – Mar. 16, 1999
- 15) Elijah Buchanan (NJIT) – Apr. 8, 1999
- 16) Qwanzi Samuels (IUPUI) – Apr. 13, 1999
- 17) **Akili Vining (UT Arlington) – Apr. 25, 1999**
- 18) Jeffery Armstrong (Southern Miss) – May 2, 1999
- 19) Moses Wood (Washington) – May 3, 1999
- 20) Daniel Schreier (NJIT) – May 11, 1999



Akili Vining is one of just four players in the nation who are at a fifth different school, and he is one of just two from that group who are in their first year at a D-I institution.

Akili Vining: UT Arlington | 5th Team | 1st Year D-I | 6th Season
Malik Tidwell: Georgia Southern | 5th Team | 1st Year D-I | 5th Season
Adam Hess: NJIT | 5th Team | 3rd Year D-I | 6th Season
RayQuawndis Mitchell: Penn State | 5th Team | 4th Year D-I | 5th Season

WHAT'S IN A NAME



Yes, his full, legal name is **Sterling Lebron James Gaston-Chapman**. On July 8, 2003, Lebron James made his NBA Summer League debut. Eight days later, on July 16, Gaston-Chapman was born. Lebron - despite not yet having played in a regular season NBA game - was Gaston-Chapman's father, Les, favorite player.

STERLING

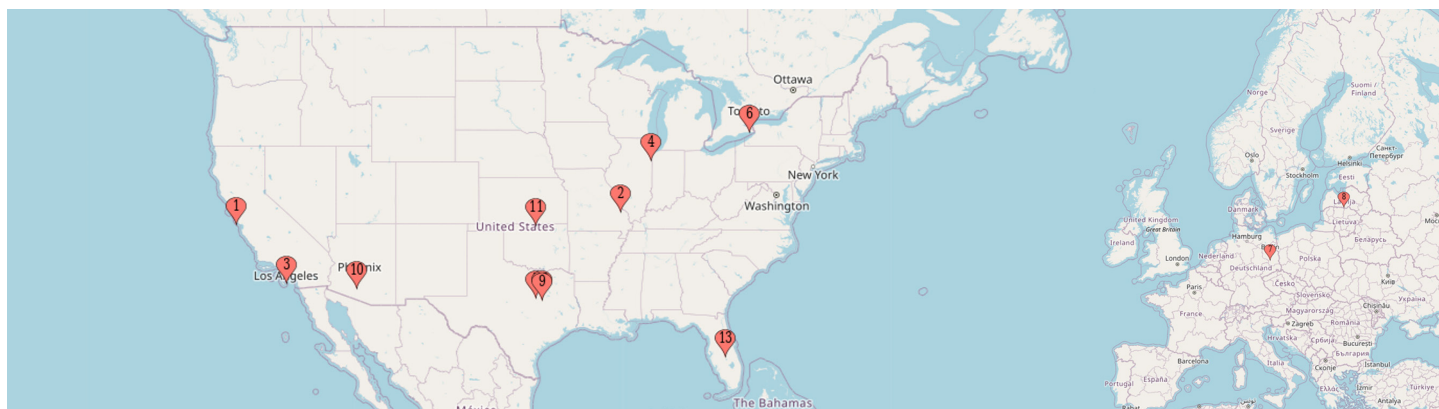
LEBRON JAMES

GASTON-CHAPMAN



ROSTER DEMOGRAPHICS

UTA's 13-player roster is represented by four different countries (United States, Canada, Germany and Latvia) and seven different states (Texas, Florida, Illinois, Missouri, Kansas, California and Arizona). Freds Pauls Bagatskis is UTA's first-ever player who hails from Latvia, while Dwayne Koroma is the Mavs' first player from Germany.



AMONG THE WESTERN ATHLETIC CONFERENCE'S BEST

From 2015-16 to the start of this season, UTA boasts the 4th-best average annual NET/RPI ranking of all WAC members at #159. With a final ranking of #40 in 2016-17, UTA is responsible for the best single-year NET/RPI by any current WAC school over the past eight seasons. Additionally - in that same timeframe - UTA, is the only WAC institution without a single season NET/RPI above #250.

Team	2015-16	2016-17	2017-18	2018-19	2019-20	2020-21	2021-22	2022-23	Average
Grand Canyon	88	124	175	104	278	108	92	106	134
Stephen F. Austin	62	206	107	312	77	142	123	136	146
California Baptist				168	200	238	222	171	157
UT Arlington	107	40	112	160	129	242	236	249	159
Utah Valley	274	180	91	100	250	206	116	58	159
Abilene Christian	325	284	263	157	194	74	121	204	202
Tarleton State						235	214	165	205
Seattle U	285	272	190	201	226	236	129	142	209
Southern Utah	336	341	249	258	184	122	164	113	221
Utah Tech						314	273	158	248
UTRGV	335	315	234	185	260	282	307	259	272
SOUTHLAND CONFERENCE		SUN BELT CONFERENCE		BIG SKY CONFERENCE			DIVISION-II MEMBER		

STATISTICAL TRENDS

UTA'S RECORD WHEN...

Monday	0-0
Tuesday	0-0
Wednesday	0-0
Thursday	0-0
Friday	0-0
Saturday	0-0
Sunday	0-0
Leading At Halftime	0-0
Trailing At Halftime	0-0
Tied At Halftime	0-0
Leading With 5 Minutes Left	0-0
Trailing With 5 Minutes Left	0-0
Tied With 5 Minutes Left	0-0
Shooting 40% FG Or Better	0-0
Shooting Less Than 40% FG	0-0
Opponent 40% FG Or Better	0-0
Opponent Less Than 40% FG	0-0
Shooting Better FG% Than Opponent	0-0
Shooting Worse FG% Than Opponent	0-0
Shooting Better 3-FG% Than Opponent	0-0
Shooting Worse 3-FG% Than Opponent	0-0
Outrebounding Opponent	0-0
Outrebounded By Opponent	0-0
Rebounds Tied	0-0
More Turnovers Than Opponent	0-0
Fewer Turnovers Than Opponent	0-0
Same Turnovers As Opponent	0-0

UTA'S POINT TOTAL...

35-49 Points	0-0
50-59 Points	0-0
60-69 Points	0-0
70-79 Points	0-0
80-89 Points	0-0
90-99 Points	0-0
100+ Points	0-0

GAMES DECIDED BY...

1-5 Points	0-0
6-9 Points	0-0
10-19 Points	0-0
20+ Points	0-0

WIN-LOSS COMPARE

UTA's statistical averages in its wins and losses last season:

STAT	Ws (11)	Ls (21)
PPG	78.3	60.2
PPG ALLOWED	60.3	72.7
3PT% ALLOWED	31.5	39.9
APG	18.3	11
TOs/Game	14.9	13.3


Please refer to the University of Texas at Arlington as **UT Arlington**. UTA is acceptable on second reference. Using Texas-Arlington, UT-Arlington or any other form is incorrect.

RARE OFFENSIVE GLASS PERFORMANCE

Against North Texas last season on Dec. 6, Shemar Wilson grabbed eight rebounds, and all of them were offensive. Over the last seven seasons – since the start of the 2016-17 campaign – Wilson is one of just seven players in the nation to secure at least eight offensive rebounds and zero defensive boards in a game.



SLEEPING ON US?



While UTA was picked to finish 8th by WAC coaches in the league's preseason poll, the highly respected Field of 68 Almanac has the Mavs ranked 4th in its preseason poll behind only, in order, Grand Canyon, Stephen F. Austin and Seattle U.



Additionally, in the **Field of 68 Almanac**, an anonymous WAC coaches poll predicts UTA as the **'Sleeper Team'** in the league.

LOCKING IN ON 'D' AND THE GLASS

68.4

UTA held opponents to just 68.4 points per game last year, which was tied for the 4th fewest in program single-season history:

62.7: 2002-03
62.8: 2012-13
67.6: 1989-90
68.4: 2019-20

33.7

UTA finished with a +2.2 rebound margin last season as the Mavs limited opponents to only 33.7 rebounds per game last season to rank tied for the 4th fewest in single-year program lore:

31.6: 2002-03
31.7: 2003-04
32.6: 1988-89
33.7: 1987-88

2023 FIBA U20 EUROPEAN CHAMPIONSHIP



This past summer, Freds Pauls Bagatskis represented Latvia at the 2023 FIBA U20 European Championship, Division B, in Skopje, North Macedonia.

He averaged a team-high 17.3 points in only 22 minutes per game across seven contests (3-4 team record), shot 44.3% from 3-point range and made a tournament-high 27 triples.

Bagatskis scored 41 points on 10-14 from 3-point range in just 19 minutes of action in a 99-57 win against Albania on July 12. **The 41 points were the 2nd-most all-time in any Latvian national team game, and the 10 3s represented the all-time Latvian single-game record.**

Versus Finland on July 8, he scored 29 points on the strength of 8-13 from 3. At the time, those eight triples were the 2nd most in Latvian history.

PLAYERS NOT RETURNING FROM LAST SEASON

Player	REASON (NOTES)
Chendall Weaver	Transferred To Texas (WAC Freshman of the Year)
Brandon Walker	Transferred To Montana State (6.6 PPG, 4.3 RPG)
Kyron Gibson	Transferred To Drake (Team-Best 11.2 PPG)
Shaysten Cornish	Walk-On (Preseason Knee Injury)
Damonze Woods	Mutual Parting (2.5 PPG, 1.7 RPG)
Cash Clayton	Walk-On (Mutual Parting)
Pedro Castro	Graduated (Now Working For The FBI)
Dario Domingos	Transferred To Tarleton State (3.7 PPG, 2.3 RPG)
Montez Young Jr.	Transferred To Texas Wesleyan (2.7 PPG, 3.2 RPG)
Marion Humphrey	Transferred To Texas A&M-Corpus Christi (6.8 PPG, 2.6 RPG)



WESTERN ATHLETIC CONFERENCE 2022-23 STANDINGS

#	SCHOOL	WAC	WAC Pts	OVERALL	WIN%	STRK
1	Utah Valley	15-3	6.96	28-9	.757	--
2	Sam Houston	14-4	6.97	26-8	.765	--
3	Southern Utah	12-6	3.14	24-13	.649	--
4	Seattle U	11-7	3.10	20-12	.625	--
	Grand Canyon	11-7	2.77	23-12	.657	--
	Stephen F. Austin	11-7	1.13	19-13	.594	--
7	Tarleton State	9-9	-0.06	17-17	.500	--
8	California Baptist	8-10	-1.98	17-16	.515	--
9	Abilene Christian	7-11	-2.53	13-17	.433	--
10	UT Arlington	6-12	-5.06	11-21	.344	--
	UT Rio Grande Valley	6-12	-3.16	15-17	.469	--
12	Utah Tech	5-13	-3.51	14-19	.424	--
13	New Mexico State	2-16	EQ'd	9-15	.375	--

2023-24 PRESEASON COACHES POLL

Rank	Team (1st-Place Votes)	Points
1	Grand Canyon (9)	99
2	Stephen F. Austin (2)	87
3	Seattle U	86
4	Utah Valley	61
5	Abilene Christian	60
6	Tarleton State	49
7	California Baptist	47
8	UT Arlington	43
9	Southern Utah	26
	UT Rio Grande Valley	26
11	Utah Tech	21

New Mexico State and Sam Houston both joined Conference USA on July 1, 2023.

PRESEASON ALL-WAC TEAM

PRESEASON PLAYER OF THE YEAR

Ray Harrison × Jr. × G × Grand Canyon

Ray Harrison × Jr. × G × Grand Canyon
 Gabe McGlothlin × R-Sr. × F × Grand Canyon
 Cameron Tyson × R-Sr. × G × Seattle U
 Sadaidriene Hall × Jr. × F × Stephen F. Austin
 Drake Allen × Jr. × G × Utah Valley

SEEDING SYSTEM IS BACK

Once again this season, the WAC résumé-seeding system will determine how the eight teams at the WAC Tournament will be seeded (last season's 12 teams denoted by WAC Points in the table at the top of the page; higher point total = a better seed).

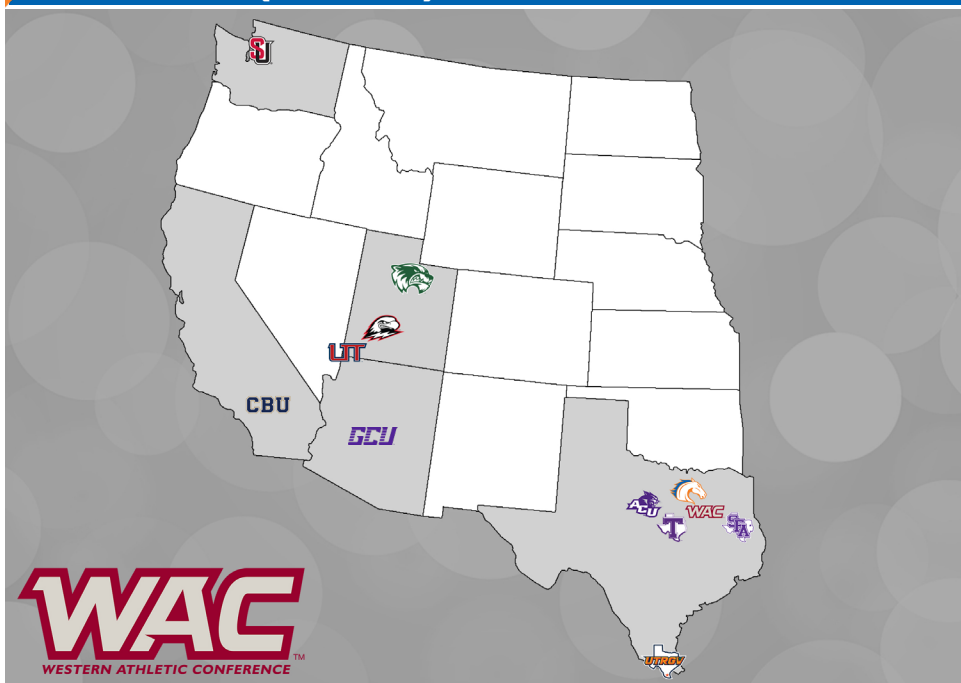
The WAC has sent at least two teams to the NCAA Tournament in 28 of the past 47 seasons. In an effort to continue enhancing its at-large prospects and protecting top seeds in March, the résumé-seeding system was introduced for the first time in 2022-23.

An algorithm will rate performance against all Division-I teams faced in the regular season, not just conference play. That will rank teams for the conference postseason tournament. Using this résumé-seeding system, teams will receive more credit for scheduling and playing stronger opponents than weaker ones. This should help the WAC have higher NET rankings, a key-criteria used by the NCAA basketball selection committees.

WAC Commissioner Brian Thornton and WAC Associate Commissioner of Basketball Drew Speraw worked with Ken Pomeroy of kenpom.com to put together the formula.

The seeding will be updated daily, and the first edition this year is scheduled to be unveiled in early December.

BACK TO THE (NEW-LOOK) WESTERN ATHLETIC CONFERENCE



2012-13 WAC MEMBERSHIP (Current Affiliation)

Denver (Summit League)
 Idaho (Big Sky Conference)
 Louisiana Tech (Conference USA)
 New Mexico State (Conference USA)
 San Jose State (Mountain West Conference)
Seattle U
 Texas State (Sun Belt Conference)
 Utah State (Mountain West Conference)
UT Arlington
 UTSA (American Athletic Conference)

2022-23 WAC MEMBERSHIP

Abilene Christian
 California Baptist
 Grand Canyon
Seattle U
 Southern Utah
 Stephen F. Austin
UT Arlington
 Tarleton State
 UT Rio Grande Valley
 Utah Tech
 Utah Valley

11 Last year, the WAC ranked as the 11th best men's basketball conference in the country (out of 32, and ahead of the typical multi-bid Atlantic 10 Conference).



In October of 2022 the WAC officially relocated its conference headquarters to the city of Arlington, less than five miles from UTA's campus. The WAC had been anchored in Denver for all but a brief stretch of its initial 60 years of existence.

MAKING EZ WURK OF THINGS



True freshman **Makaih Williams** has his own **Christian and sports-inspired clothing line** that he started his junior year of high school named **EZ WURK**. The name of the company is an ode to a basketball player getting hot and making 'easy work' of his opponent, but then he put his own twist on it:

EZ = Mastery
W = Work
U = Understanding
R = Repetition
K = Knowledge

AN ARTIST AT WORK

Outside of basketball, **art is arguably Aaron Cash's biggest passion**. Originally his artistry started by drawing, but that has since evolved into painting, sculpting and graphic design. If it's an off day and he's not in the gym, there's a good chance he's using his 'down time' to create more artwork.



A painted self portrait.



An African art sculpture depicting how he envisions his future child.

MAVS IN THE PROS



UTA's all-time leading rebounder (921) and 2nd-leading scorer (1,783), Kevin Hervey became the first, and to this day only, Maverick to play in an NBA game when he appeared for the Oklahoma City Thunder on Dec. 26, 2019, versus the Memphis Grizzlies.

He played in 10 games with OKC in 2019-20, including three in the COVID Bubble in Orlando, scoring an NBA career-best eight points against the Phoenix Suns on Aug. 10. An Arlington native, Hervey was drafted by the Thunder with the 57th pick in the 2nd Round in 2018. He was the 4th all-time UTA player selected in the draft and the first since the NBA reduced the number of rounds to just two in 1989. Paul Renfro

became UTA's first-ever draft pick when he was taken in the 9th round (181st overall) by the Utah Jazz in 1980. Two Mavericks were selected in 1982 – both by the Dallas Mavericks. Ralph McPherson was selected in the 9th round (188th) and Albert Culton picked in the 10th round (209th).

FORMER MAVS CURRENTLY PLAYING PROFESSIONALLY

David Azore '22	Pyrinto	Finland
Javon Levi '22	Dubrovnik	Croatia
Lazaro Rojas '22	Sport Club Corinthians Paulista	Brazil
Jabari Narcis '20	Ehime OV	Japan
Kevin Hervey '18	Reggio Emilia	Italy
Johnny Hamilton '18	Bursaspor	Turkey
Erick Neal '18	CSM Oradea	Romania
Jalen Jones '17	Tatui/AABT	Brazil
Jorge Bilbao '17	Fuenlabrada	Spain
Karol Gruszecki '13	PGE Spojnia Stargard	Poland

THE LAST TIME

A MAVERICKS' PLAYER...

Scored 40 Or More Points
 43, Stephen Barber at UTSA, 2/24/02
Scored 30 Or More Points
 36, David Azore vs. Appalachian State, 2/5/22
Totaled 20 Or More Rebounds
 22, Jermaine Griffin vs. UT Permian Basin, 12/1/05
Totaled 15 Or More Rebounds
 16, Shemar Wilson vs. Hardin-Simmons, 11/15/22
Totaled 10 Or More Assists
 12, Kyron Gibson vs. UT Rio Grande Valley, 1/19/23
Recorded A Double-Double (Points/Rebounds)
 Pedro Castro vs. Utah Tech (14/10) 2/25/23
Recorded A Double-Double (Points/Assists)
 Javon Levi vs. Louisiana (14/10), 1/13/22
Recorded A Triple-Double (Points/Rebounds/Assists)
 Javon Levi vs. Louisiana (14/10/10), 1/13/22
 Erick Neal Has The Only Other Two Triple-Doubles In Program History
 vs. UT Dallas (10/10/13), 11/27/17
 at ULM (27/10/12), 1/28/16

THE MAVERICKS' TEAM...

Played An OT Game W, 71-69 vs. Utah Tech 2/25/23
Scored 100+ Points W, 100-59 vs. Hardin-Simmons 11/15/22
Allowed 100+ Points L, 93-102 at Little Rock 1/1/21
Had 60 Or More Rebounds 63 vs. Howard Payne 11/28/22
Had 25 Or More Assists 26 vs. UTRGV 1/19/23
Had 15 Or More Steals 19 vs. Southwestern 11/12/22
Played AP Ranked Opp. at #8 Gonzaga (Loss: 72-66) 11/19/19

UTA vs. TOP-25 TEAMS

Nov. 19, 2019	at #8 Gonzaga	L	66-72
Nov. 17, 2019	at #14 Oregon	L	47-67
Dec. 18, 2018	at #8 Gonzaga	L	55-89
Dec. 18, 2017	at #25 Creighton	L	81-90
Nov. 21, 2017	at #25 Alabama	L	76-77
Dec. 8, 2016	at #12 Saint Mary's	W	65-51
Dec. 2, 2014	at #6 Texas	L	53-63
Nov. 25, 2014	at #1 Kentucky	L	44-92
Nov. 19, 2013	at #4 Kentucky	L	76-105
Dec. 19, 2012	at #24 Oklahoma State	L	44-69
Nov. 23, 2011	at #9 Baylor	L	65-75
Dec. 29, 2010	at #3 Kansas	L	57-82
Dec. 20, 2008	at #21 Baylor	L	76-79
Mar. 21, 2008	vs. #2 Memphis#	L	63-87
Dec. 3, 2005	at #2 Texas	L	55-93
Dec. 15, 2004	at #14 Texas	L	70-85
Jan. 2, 2004	at #19 Texas	L	79-99
Nov. 27, 2002	at #3 Texas	L	45-76
Nov. 18, 1997	at #19 Oklahoma	L	63-81
Dec. 20, 1994	at #21 New Mexico State	L	63-102
Dec. 28, 1993	vs. #14 Connecticut+	L	72-112
Dec. 21, 1992	at #17 Nebraska	L	95-116
Nov. 23, 1991	at #14 Utah	L	57-58
Dec. 6, 1986	at #11 Oklahoma	L	76-101
Feb. 7, 1985	at #14 Louisiana Tech	L	61-86
Jan. 12, 1985	vs. #14 Louisiana Tech	L	65-76
Feb. 12, 1973	vs. #13 UL Lafayette	~ L	96-111
Jan. 13, 1973	at #13 UL Lafayette	~ L	73-79
Dec. 18, 1970	vs. #19 Drake*	L	83-102
Dec. 4, 1970	at #18 Long Beach State	L	57-102
Dec. 1, 1970	at #15 New Mexico State	L	82-107
Feb. 26, 1970	vs. #15 Houston	L	84-102
Dec. 4, 1969	at #20 Houston	L	70-88
Feb. 22, 1968	at #1 Houston	L	75-130

OVERALL: 1-33 | HOME: 0-3 | AWAY: 1-27 | NEUTRAL: 0-3

NCAA Tournament | ~ Hilo, Hawai'i | ~ UL Wins Later Vacated | * Fort Worth, TX

For weekly player updates, visit: utamavs.us/mbbpros

HOME-COURT ADVANTAGE

UTA celebrated the 10-year anniversary of the College Park Center on Feb. 5, 2022, against Appalachian State. The CPC opened on Feb. 1, 2012, with the Mavs capping a men's and women's doubleheader with a 67-66 victory over UTSA in front of a then-school-record crowd of 6,228.

CPC ATTENDANCE HIGHS

1)	6,421	11/16/12	MBB vs. Oklahoma
2)	6,336	3/22/17	MBB vs. CSU Bakersfield (NIT)
3)	6,228	2/1/12	M/WBB vs. UTSA
4)	6,186	1/24/19	WBB vs. Georgia Southern
5)	6,105	12/3/15	MBB vs. North Texas
6)	5,714	1/16/20	WBB vs. Louisiana
7)	5,390	3/20/17	MBB vs. Akron (NIT)
8)	5,272	2/11/12	MBB vs. Texas State
9)	5,033	1/23/16	MBB vs. Little Rock
10)	5,011	2/9/17	WBB vs. Little Rock

UTA won its 100th all-time game at the College Park Center with a 62-57 victory over Troy on Jan. 1, 2022.

YEAR	RECORD	PERCENTAGE
2011-12	4-0	1.000
2012-13	7-8	.467
2013-14	9-5	.643
2014-15	9-5	.643
2015-16	13-2	.867
2016-17	14-1*	.933
2017-18	13-2	.867
2018-19	9-5	.643
2019-20	8-8	.500
2020-21	9-4	.692
2021-22	8-4	.667
2022-23	6-8	.429
2023-24	0-0	
TOTAL	109-52	.677

* Tied for the most home wins in single-season program history along with 2007-08. The only loss was a four-point setback to Cal State Bakersfield in the NIT Quarterfinals.




ABOUT THE CPC

The Mavericks have called the beautiful College Park Center home since the 7,000 all chair-back seat multi-purpose arena opened in 2012. The \$78 million project broke ground on March 5, 2010, and opened less than two years later. The arena is part of a 20-acre section of campus known as the College Park District, which includes a residence hall, student apartments, a 4.62 acre park, restaurants and three parking garages. The arena features 4,055 lower bowl seats, in addition to a 2,800-square-foot hospitality suite. A distinctive feature is a center hung 4-sided Daktronics LED scoreboard with an additional end zone LED display, ribbon displays and scorer's table. The lower concourse contains sports medicine facilities, two full-sized practice courts, a 2,500-sq-ft weight room, a press center, an academic support study center and coaches' office suites. In addition to UTA basketball and volleyball games, the facility hosts a variety of concerts, speaking engagements and other events. **The WNBA's Dallas Wings also call College Park Center home during their season.**



TEXAS HALL -- THE HOME BEFORE COLLEGE PARK CENTER



Prior to the College Park Center, the Mavs called Texas Hall home – which was one of most unique venues in all of college athletics. Opened on Oct. 18, 1965 – with the first-ever performer being Louis Armstrong – the initial basketball game was contested on Dec. 1 that same year against East Texas State.

The on-campus proscenium theater, which is still in use today, put the Mavs and their opponent on an elevated stage with 600 bench seats on the back of the stage and the remainder of the 4,200 capacity in theater-style seating on the other side of the court separated into a lower level and balcony section.

In 1997, Sports Illustrated named Texas Hall as "The Best Place In America To Watch College Basketball." For the final 12 years in which games were played in Texas Hall, they were contested on the floor which was used at the 1999 Men's Final Four at Tropicana Field in St. Petersburg, Fla. **UTA accumulated a 351-222 (.613) all-time record on "The Stage" from 1965-2012.**

ABOUT UT ARLINGTON

GENERAL INFORMATION

Location.....	Arlington, Texas
Enrollment.....	48,000
Founded.....	1895
Conference Affiliation.....	Western Athletic Conference (WAC)
President.....	Jennifer Cowley (2nd Year)
Director Of Athletics.....	Jon Fagg (2nd Year)

HISTORY

First NCAA Season / Current Season.....	1959-60 / 65th
All-Time Record.....	799-1004 (.443)
Record In College Park Center (2012-Present).....	109-52 (.677)

Years In Western Athletic Conference.....	2 (2012-13, 2022-Present)
All-Time WAC Record.....	17-19 (.472)
WAC Regular Season Championships.....	0
WAC Tournament Championships.....	0
WAC Tournament Finalist.....	1 (2013)

Years In Sun Belt Conference.....	9 (2013-22)
All-Time Sun Belt Record.....	94-72 (.566)
Sun Belt Regular Season Championships.....	1 (2017)
Sun Belt Tournament Championships.....	0
Sun Belt Tournament Finalist.....	2 (2018, 2019)

Years In Southland Conference.....	48 (1964-2012)
All-Time Southland Record.....	289-354 (.442)
Southland Regular Season Championships.....	2 (2004, 2012)
Southland Tournament Championships.....	1 (2008)

NCAA Tournament Appearances.....	1 (2008)
NCAA Tournament Record.....	0-1
NIT Appearances.....	3 (1981, 2012, 2017)
NIT Record.....	2-3
CIT Appearances.....	2 (2013, 2016)
CIT Record.....	1-2

2022-23 REVIEW

Overall Record.....	11-21
WAC Record.....	6-12
Home / Away / Neutral.....	6-8 / 4-9 / 1-4
WAC Finish.....	T-10th
WAC Tournament... #12 Seed, Lost RD1 vs. #5 Grand Canyon, 82-77	

Located in the heart of the Dallas-Fort Worth Metroplex, The University of Texas at Arlington is the largest institution in North Texas and the second-largest in the UT System.

- UTA is a Carnegie Research 1 institution and is also designated as a Texas Tier One institution.
- Of UT Arlington's 270,000-plus alumni, 57% live in North Texas. Maverick alumni occupy leadership positions at all 22 Fortune 500 companies headquartered in North Texas.
- UTA has a \$22.7 billion annual economic impact on the region.
- Students come from every state and more than 100 countries; UTA has the 5th-highest undergraduate diversity index in the nation.
- The Wall Street Journal ranked UTA as the top public school in Texas in its 2024 Best Colleges in the U.S.
- UTA ranks No. 4 nationally on Military Times' 2022 "Best for Vets: Colleges" list.

UTA HISTORY

Founded in 1895 as Arlington College, a private school for younger children, UT Arlington had a succession of names and ownerships until it was officially designated as the University of Texas at Arlington on Mar. 13, 1967 – a couple of years after it was transferred into the University of Texas System.

1895-1902: Arlington College

1902-1913: Carlisle Military Academy

1913-16: Arlington Training School

1916-17: Arlington Military Academy

1917-23: Grubb's Vocational College

**Became A Branch Of The Texas A&M System In 1917*

1923-1949: North Texas Agricultural College

1949-67: Arlington State College

**Transitioned To A Four-Year Division-I School In 1959*

**Became A Branch Of The University of Texas System In 1965*

1967-Present: University of Texas at Arlington



In addition to eight name changes, UTA has undergone seven nickname alterations as well since becoming a state-supported school in 1917.

1917-21

Grubbers / Shorthorns

1921-23

Hornets

1923-49

Junior Aggies

1949-51

Blue Riders

1951-71

Rebels

1971-Present

Mavericks

The 'Mavericks' nickname originated from one of the most influential people in Texas history: **Samuel Augustus Maverick**, a lawyer, politician, land baron and signer of the Texas Declaration of Independence. **His name was the source of the term "maverick,"** which was derived from fellow ranchers who started to refer to Maverick as "independently minded" after he refused to brand his cattle. Unbranded cattle not part of the herd became labeled as "Mavericks."

Maverick was one of the largest landholders in Texas in the 1800s, owning 340,000 acres which promoted the Washington Daily Globe in 1854 to call him "the largest landholder in the world, and by far the wealthiest citizen in Texas." He was the Mayor of San Antonio from 1839-40, and **UTA utilized the "Sam Maverick" mascot (pictured above) beginning in 1983 for 2+ decades.**

KT TURNER: UTA'S 10TH FULL-TIME HEAD COACH

A HOMECOMING OF SORTS

After playing his freshman and sophomore seasons (1997-99) at Hutchinson Community College, **Turner transferred to UTA following the 1999 fall semester and was eligible to compete for the Mavs at the conclusion of the 2000 fall semester.** However, in advance of the 2000-01 season, Turner dislocated his ankle which forced him to miss the entire year and he never suited up in a UTA uniform. He eventually transferred to Oklahoma City University for his senior campaign in 2001-02.

WHY THE NAME KT?

Turner's first name is Kenneth, but when he was playing in high school the local newspaper continuously referred to him as KT. As much as he tried to get away from it, 'it stuck with me forever' as Turner has stated. When he became a coach in the mid-2000s, he tried to re-birth the Kenneth name by referring to himself as 'Ken' Turner – including putting it on his voicemail. However, Tim Duryea – Turner's assistant coach while playing at Hutchinson, and current Boise State assistant – called and told him to keep the KT name, and the rest is history.

2000-01 UTA MEN'S BASKETBALL MEDIA GUIDE



K. T. Turner
6-5, 210, Jr., Guard/For.



Hometown
Manhattan, Kansas

High School
Manhattan

Other College
Hutchinson C.C.

Hutchinson Community College: Like Mike Hicks of Butler University, K.T. Turner was mid-year transfer to UTA and will become eligible in mid-December...Began his collegiate career by being named the most valuable player at the Quarterback Classic Tournament and followed that up last year by being tabbed to the All-Tournament team at the Quarterback Classic.

High School: A former second team All-State selection at Manhattan High School...Also earned first team All-District honors and was selected the most valuable player at the Dodge City Shootout Tournament.

Personal: Son of Margaret Turner...Born August 23, 1978...A Kinesiology major at UTA.

"
I'm thrilled for KT and his family to make this next step. His best days as a coach are ahead of him because he has the dedication and passion to develop young people in this game.

His ties to Texas make him the perfect fit to lead UT Arlington and make his mark on that program.

JOHN CALIPARI
HEAD MEN'S BASKETBALL COACH AT KENTUCKY

"
I didn't know KT when I hired him at SMU, but I knew his dad – and he was a great man. **Hiring KT turned out to be one of the best decisions I ever made in my life.**

He is a special person, and if you look at his background and what he's done, every coach would likely say the same thing: that he's loyal, works hard and the players love him. KT is curious, wants to learn and get better. He's like family to me.

LARRY BROWN
BASKETBALL HALL OF FAME COACH

"
What a great hire by UT Arlington. KT is absolutely ready to run his own program with his vast experience, and especially with his ties to Texas.

He combines a passion to coach on the floor with an incredible ability to build relationships. There are big things ahead for UTA!

PORTER MOSER
HEAD MEN'S BASKETBALL COACH AT OKLAHOMA

HEAD COACH KT TURNER

COACHING CAREER

2005-06: Panola College (Assistant)
2006-07: Redlands CC (Assistant)
2007-08: Northern Arizona (Assistant)
2008-09: Cowley College (Assistant)
2009-11: Hutchinson CC (Assistant)
2011-12: Texas A&M-Corpus Christi (Assistant)
2012-13: Wichita State (Assistant)
2013-16: SMU (Assistant)
2016-20: SMU (Associate)
2020-21: Texas (Associate)
2021-22: Oklahoma (Associate)
2022-23: Kentucky (Assistant)
2023-: UT Arlington (Head)



KT Turner was named the 10th full-time head coach in program history on Mar. 17, 2023. Turner, 45, was an assistant coach with Kentucky last year – hired by John Calipari to keep the Wildcats’ Texas recruiting flowing – and that came on the heels of one season each as an associate head coach at Oklahoma and Texas.

Prior to his time in Austin, Turner spent seven years on the SMU sidelines from 2013-20, the last four of which were in an associate head coaching role. In 2012-13, Turner was an assistant coach for Wichita State, helping the Shockers post a 30-9 record and reach the Final Four – the first for the program since 1965.

Last year with UK, Turner helped guide the Wildcats to a record 60th NCAA Tournament appearance and another 20-win campaign.

OKLAHOMA & TEXAS

Turner was part of an Oklahoma program in 2021-22 under the guidance of first-year head coach Porter Moser that won 19 games and advanced to the NIT Second Round.

During his one year with Texas in 2020-21, the Longhorns amassed a 19-8 overall record, won the Big 12 Championship and earned a No. 3 seed in the NCAA Tournament. Turner was instrumental in the development of Kai Jones, who was named the Big 12 Sixth Man of the Year.

Turner also oversaw the Longhorns’ defense, which led the Big 12 in field-goal percentage defense (40.8), 3-point percentage defense (31.7), rebounds (38.4) and defensive rebounding (27.6). Additionally, he served as the acting head coach for several games during the COVID-impacted campaign.

SMU

With SMU from 2013-20, the Mustangs accumulated a 160-71 record, won a pair of American Athletic Conference regular-season titles and two AAC Tournament championships. He also helped guide the Mustangs to two NCAA Tournament appearances (2015, 2017), the NIT Final (2014) and a national ranking in the Associated Press Top 25 in four of seven seasons, climbing as high as #8 in 2015-16. Turner spent three seasons under the tutelage of Basketball Hall of Fame Coach Larry Brown before working for Tim Jankovich during his final four years.

Three times a Mustang player earned AAC Player of the Year with Turner on staff (Nic Moore in 2014-15 and 2015-16, and Semi Ojeleye in 2016-17). SMU players garnered 15 all-AAC selections, which were the most by any school in the league during that time. Turner also helped coach three NBA Draft selections in Ojeleye, Sterling Brown and Shake Milton – the brother of former UTA Lady Mav Terryn Milton, who helped lead them to the 2022 NCAA Tournament.

WICHITA STATE

During Wichita State’s Final Four in 2013, the No. 9-seeded Shockers defeated Pittsburgh in the First Round and No. 1 seed Gonzaga in the Second Round to reach the Sweet 16. Once there, the Shockers knocked off upstart La Salle and No. 2 seed Ohio State to advance to the semifinals.

PLAYING CAREER

In his first two years at Hutchinson Community College (1997-99), Turner earned all-conference honors while playing under Jankovich. Turner culminated his career at Oklahoma City for his senior campaign in 2001-02, helping the Stars claim the Sooner Athletic Conference regular-season and tournament titles and advance to the NAIA quarterfinals. After earning his degree in criminal justice from Oklahoma City in 2003, Turner had a brief playing career in Italy before getting into coaching.

PERSONAL

A Cincinnati native who grew up in Manhattan, Kan., and graduated from Manhattan High School, Turner and his wife, Cassaundra, have three children: Kelis (pronounced: kuh-LEASE), Kenny and Kendra.

Turner’s late father, Ken, coached at Oklahoma State, Kansas State, Cincinnati, Mississippi, South Alabama and Ohio State, in addition to stops at both the junior college and NAIA levels.

UTA HEAD COACHING HISTORY

Coch	Years	W	L	Pct.
Tom Tinker	1959-66	54	113	.323
Barry Dowd	1966-76	90	168	.349
Bob "Snake" LeGrand	1976-87	122	184	.399
Jerry Stone	1987-88	7	22	.241
Mark Nixon	1988-92	56	59	.487
Eddie McCarter	1992-06	179	211	.459
Scott Cross	2006-18	225	161	.584
Chris Ogden	2018-21	44	47	.484
Greg Young*	2021-23	20	34	.370
Royce "Snoop" Johnson^	2023	2	5	.286
KT Turner	2023-	0	0	
TOTAL		799	1004	.443

*Young Relieved Of His Duties On Feb. 10 With Six Regular-Season Games Remaining

^Johnson Named Interim Head Coach On Feb. 10, Finished The 2022-23 Season In That Role

2023-24 UT ARLINGTON MEN'S BASKETBALL ROSTER



No.	Name	Pos.	Ht.	Wt.	Yr.	Hometown / Previous School(s) / High School
00	Aaron Cash	G	6-6	210	Gr.	San Francisco, Calif. / Texas A&M / Grayson College / Saint Augustine's / Word of God Christian Academy
1	Phillip Russell	G	5-10	165	Jr.	St. Louis, Mo. / Southeast Missouri / Saint Louis / Vashon
2	Makaih Williams	G	6-1	185	Fr.	Long Beach, Calif. / Capistrano Valley Christian
3	DaJuan Gordon	G	6-5	195	Gr.	Chicago, Ill. / New Mexico State / Missouri / Kansas State / Curie Metropolitan
4	Akili Vining	G	6-2	185	Gr.	Fort Worth, Texas / Texas Wesleyan / West Florida / McLennan CC / Jacksonville (TX) / North Crowley
5	Brandyn Talbot	G	6-5	181	Jr.	Toronto, Ontario / Dream City Christian
11	Dwayne Koroma	F	6-8	205	R-So.	Berlin, Germany / Salt Lake CC / Iona / Bishop Walsh
12	Freds Pauls Bagatskis	F	6-8	180	So.	Riga, Latvia / Georgia Tech / Complejo Educativo Mas Camarena
13	Kade Douglas	G	6-2	170	Fr.	Lancaster, Texas / Lancaster
22	Shemar Wilson	F	6-9	215	Sr.	Avondale, Ariz. / Phoenix College / Tolleson Union
23	Sterling Gaston-Chapman	G	6-4	218	Jr.	Wichita, Kan. / Tulsa / Campus
24	Darius Miles	C	6-10	250	Jr.	Oak Cliff, Texas / Western Kentucky / Odessa College / Oak Cliff Faith Family Academy
30	Fabio Basili	G	6-4	175	So.	Orlando, Fla. / Louisville / Oak Ridge

COACHING STAFF

Head Coach.....KT Turner (Oklahoma City '03 / 1st Year)

Assistant Coach.....Sean Stout (North Carolina '10 / 1st Year)

Assistant Coach.....Jeremy Pope (Cal State LA '17 / 1st Year)

Assistant Coach.....Keith Pickens (Missouri State '13 / 1st Year)

Assistant Coach (Operations & Recruiting)

.....Cody San Miguel (Texas State '16 / 1st Year)

Assistant Coach (Player Development)

.....Doug Compton (Texas Wesleyan '16 / 1st Year)

SUPPORT STAFF

Strength & Conditioning Coach

.....Mike Buhmeyer (Clemson '18 / 1st Year)

Athletic Trainer.....Royal Milton III (Nicholls State '13 / 4th Year)

Graduate Assistant.....Derrick Obasohan (UT Arlington '04 / 2nd Year)

Graduate Assistant.....Sean Kostecki (DePaul '23 / 1st Year)

Video & Analytics Coordinator.....Max Brandt (SMU '23 / 1st Year)

Communications.....Jason MacBain (St. Bonaventure '08 / 6th Year)

Administrative Assistant.....Rachael Morgan (McMurry '13 / 6th Year)

RETURN (3) / LOST (10) / NEW (10)

RETURNERS (3) / STARTERS (2).....2022-23 STATS (NOTES)

#00 Gr. Aaron Cash.....7.7 PPG / 4.2 RPG (4th On Team In Both)

#5 Jr. Brandyn Talbot.....5.3 PPG / 1.6 APG (3rd On Team w/ 38 3s)

#22 Sr. Shemar Wilson.....10.9 PPG / 7.8 RPG (DNP Last 8 GMS (Hip))

NEWCOMERS (10).....REASON (NOTES)

#1 Jr. Phillip Russell.....1,019 Points Last 2 Years At SEMO

#2 Fr. Makaih Williams.....3-Star Recruit / 21.7 PPG, 6.4 APG Last Yr.

#3 Gr. DaJuan Gordon.....909 Points At K-State, Mizzou, NM State

#4 Gr. Akili Vining.....17.5 PPG, 5 RPG At Texas Wesleyan Last Yr.

#11 R-So. Dwayne Koroma.....9 PPG, 5 RPG At Salt Lake CC Last Yr.

#12 So. Freds Pauls Bagatskis.....Ga. Tech Transfer / 17.3 PPG FIBA U20

#13 Fr. Kade Douglas.....3-Star Recruit / District 14-5A MVP Last Yr.

#23 Jr. Sterling Gaston-Chapman.....18 Starts At Tulsa Last Yr.

#24 Jr. Darius Miles.....Western Kentucky Transfer / Odessa JC

#30 So. Fabio Basili.....2022-23 All-ACC Academic Team At Louisville

PRONOUNCIATIONS

2: muh-KIGH

3: deja-juan

4: uh-KEEL-ee VINE-ing

5: brand-IN

11: kuh-rome-uh

12: fred paul buh-GAT-skis

22: shuh-marr

23: gas-TUN

30: fah-bee-oh buh-silly



@_aaroncash

@aaronjcash

Previous Schools: Texas A&M / Grayson / Saint Augustine's x High School: Word of God Christian Academy

RECORD HIGHS

POINTS

Career 30 @ Ranger College (3/3/21)
D-I 20 vs. UT Rio Grande Valley (1/19/23)

Season

REBOUNDS

Career 12 vs. Tribulation Prep (1/30/21)
D-I 11 vs. Kentucky (1/19/23)

Season

OFFENSIVE REBOUNDS

Career 6, 3x, Last @ Seattle U (3/3/23)
D-I 6, 2x, Last @ Seattle U (3/3/23)

Season

STEALS

Career 3, 3x, Last @ Arkansas (1/22/22)
D-I 3 @ Arkansas (1/22/22)

Season

BLOCKS

Career 4, 2x, Last @ Livingstone (1/22/20)
D-I 3, 4x, Last vs. North Texas (12/6/22)

Season

FIELD GOALS MADE

Career 12 @ Ranger College (3/3/21)
D-I 7, 4x, Last vs. Utah Tech (2/25/23)

Season

FREE THROWS MADE

Career 5 vs. Temple College (3/31/21)
D-I 4 vs. North Texas (12/6/22)

Season

MINUTES

Career 35 @ California (12/21/22)
D-I Same As Career

Season

MISCELLANEOUS

	Season	Career
Double-Figure Points	--	32
20+ Points	--	7
Double-Doubles	--	4
5+ Rebounds	--	47
3+ Offensive Rebounds	--	31

CAREER STATS (D-I ONLY)

BIO BLAST

Transferred to UTA after one year each at Texas A&M and Grayson College (JUCO) and two years at Saint Augustine's University (D-II).

2022-23: Finished 4th on the team in both scoring (7.7) and rebounding (4.2) ... 2nd on the Mavericks with 50 offensive rebounds and 43 made 3-pointers ... led (or tied) UTA in scoring on five occasions ... buzzer-beating overtime tip-in against Utah Tech on Feb. 25 to give UTA a 71-69 win ... 10 games of double-figure points ... 5+ rebounds 13 times ... shot 39.4% from 3-point range – the best among UTA players who attempted 100 triples ... played in all 32 games, making 25 starts ... averaged 22.1 minutes per contest.

2021-22 At Texas A&M: Helped the Aggies reach the NIT Championship Game.

GAME-BY-GAME STATS

PAINT TOUCHES

• Chose #00 to use it as motivation because it's the bottom of the bottom.

• In middle school he competed at the AAU Junior Olympic Games, running track relays.

• Earned his undergrad degree in universal studies and is now pursuing an MBA.

• Aspires to build a multi-purpose athletic facility to host travel basketball events with an art museum attached to it.

• Go-To Social Media App: Tik Tok

• Off-Day Activity: Artwork or watching a movie.

• Roommate: Akili Vining – best part is they are both the same age (24, going on 25) and that affords them to have more common conversations than with younger teammates.

				Field Goals		3-Point		F-Throws		Rebounds				Scoring						
SEASON	TEAM	GP-GS	MIN/AVG	FG-FGA	FG%	3FG-3FGA	3FG%	FT-FTA	FT%	OFF	DEF	TOT	AVG	PF-FO	A	TO	BLK	STL	PTS	AVG
2021-22	TA&M	37-1	434/11.7	39-73	.534	0-2	.000	9-17	.529	54	58	112	3.0	59-1	11	8	18	16	87	2.4
2022-23	UTA	32-25	707/22.1	91-205	.444	43-109	.394	20-28	.714	50	85	135	4.2	66-1	17	47	13	20	245	7.7
TOTAL FOR UTA		32-25	707/22.1	91-205	.444	43-109	.394	20-28	.714	50	85	135	4.2	66-1	17	47	13	20	245	7.7
TOTAL		69-26	1141/16.5	130-278	.468	43-111	.387	29-45	.644	104	143	247	3.6	125-2	28	55	31	36	332	4.8



1 PHILLIP RUSSELL

ST. LOUIS, MO

JR. × C × 5-10 × 165



COMPLETE BIO



Previous Schools: Southeast Missouri / Saint Louis × High School: Vashon

RECORD HIGHS

POINTS

Career 37, 2x, Last vs. Little Rock (2/2/23)

REBOUNDS

Career 10 @ SIU Edwardsville (2/7/22)

ASSISTS

Career 10, 2x, Last vs. A&M-Corpus Christi (3/14/23)

STEALS

Career 5, 4x, Last vs. A&M-Corpus Christi (3/14/23)

FIELD GOALS MADE

Career 11 @ Morehead State (1/14/23)

3-POINTERS MADE

Career 6 @ UT Martin (1/5/23)

FREE THROWS MADE

Career 15 vs. Little Rock (2/2/23)

MINUTES

Career 45 vs. Tennessee Tech (1/21/23)

MISCELLANEOUS

	Season	Career
Double-Figure Points	--	53
30+ Points	--	4
Double-Doubles	--	3
10+ Free Throws	--	5
5+ 3-Pointers	--	5
5+ Assists	--	21
3+ Steals	--	9

• **High School:** Averaged 15.7 points per game en route to claiming all-state honors as a senior in 2019-20 ... shot 45% from the field and 56.8% from 3-point range that same year ... helped lead the Wolverines to a state title his junior season.

CAREER STATS

				Field Goals		3-Point		F-Throws		Rebounds									Scoring	
SEASON	TEAM	GP-GS	MIN/AVG	FG-FGA	FG%	3FG-3FGA	3FG%	FT-FTA	FT%	OFF	DEF	TOT	AVG	PF-FO	A	TO	BLK	STL	PTS	AVG
2020-21	SLU	8-0	68/8.4	6-21	.286	3-14	.214	2-2	1.000	2	2	4	0.5	9-0	9	8	0	5	17	2.1
2021-22	SEMO	30-30	911/30.4	128-304	.421	49-144	.340	99-135	.733	26	49	75	2.5	74-2	94	65	1	38	404	13.5
2022-23	SEMO	34-34	1105/32.5	180-452	.398	82-227	.361	173-215	.805	24	74	98	2.9	113-7	174	97	3	54	615	18.1
TOTAL FOR UTA		0-0	0/0.0	0-0	.000	0-0	.000	0-0	.000	0	0	0	0.0	0-0	0	0	0	0	0	0.0
TOTAL		72-64	2084/28.9	314-777	.404	134-385	.348	274-352	.778	52	125	177	2.5	196-9	277	170	4	97	1036	14.4

BIO BLAST

MORE INFO: PAGE 2

2022-23 Ohio Valley First Team
2023 Ohio Valley All-Tournament Team
2x Ohio Valley Player of the Week
2021-22 Ohio Valley Second Team
2021-22 Ohio Valley All-Newcomer Team
5x Ohio Valley Freshman of the Week

2022-23: Tied SEMO's D-I single-game scoring record not once, but twice, with a pair of 37-point outbursts in conference action at Morehead State (Jan. 14) and then again versus Little Rock (Feb. 2) ... scored in double figures every game except one ... tallied 20+ points on 11 occasions ... notched a pair of double-doubles, capped by a 15-point, 10-assist, 5-steal act in the NCAA Tournament against Texas A&M-Corpus Christi (Mar. 14); those 10 assists equaled the Islanders entire team output.

GAME-BY-GAME STATS

PAINT TOUCHES

- He initially signed with SEMO out of high school, but decommitted and went to Saint Louis.
- Began his career at Saint Louis as a walk-on during the 2020-21 COVID-impacted campaign, playing in eight games and registering 17 total points.
- Bucket List: International Travel
- Go-To Food: Chicken Wings
- Bad Habit: Biting His Nails
- Wants to coach once his playing career is over.
- Biggest Fear: Failure
- Go-To Social Media App: Instagram
- Off-Day Activity: Playing Fortnite
- If he's around you he will put a smile on your face.

2



MAKAI WILLIAMS

LONG BEACH, CA

FR. × G × 6-1 × 185



COMPLETE BIO

Prep School: Future College Prep × High School: Capistrano Valley Christian

RECORD HIGHS

POINTS

Career
Season Same As Career

REBOUNDS

Career
Season Same As Career

ASSISTS

Career
Season Same As Career

STEALS

Career
Season Same As Career

FIELD GOALS MADE

Career
Season Same As Career

3-POINTERS MADE

Career
Season Same As Career

FREE THROWS MADE

Career
Season Same As Career

MINUTES

Career
Season Same As Career

MISCELLANEOUS

	Season	Career
Double-Figure Points	--	--
20+ Points	--	--
Double-Doubles	--	--
5+ 3-Pointers	--	--
5+ Assists	--	--
3+ Steals	--	--

• Go-To Food Restaurant:

Cheesecake Factory

• Bucket List: Travel The World

• Birthplace: Virginia

• Pet Peeve: Laziness

• **Roommate:** Kade Douglas; best thing about him as a roommate is that he's extremely clean and neat.

CAREER STATS

BIO BLAST

2022-23: Completed a post-graduate year at Future College Prep in southern California where he averaged team highs of 21.7 points, 6.4 assists and 3.1 steals over 23 games, while also ranking 2nd on the team in rebounding at 7.7.

HIGH SCHOOL: Averaged 18.6 points, 6.1 rebounds, 4.9 assists and 3.3 steals per game as a senior at Capistrano Valley Christian in 2021-22, highlighted by a 34-point outing against Pacifica Christian ... 39th-ranked recruit in the state of California ... California Interscholastic Federation (CIF) Open Division Second Team selection ... also earned First Team All-League as a senior, and received Second Team honors as a junior and sophomore.

PAINT TOUCHES

• 3-star recruit who originally committed to Wyoming in November of 2022, but re-opened his recruitment in February. He also had interest from Ole Miss, San Francisco, Utah State and others.

• Has his own Christian and sports-inspired clothing line that he started his junior year of high school named EZ WURK.

• The name of the company is an ode to a basketball player getting hot and making 'easy work' of his opponent, but then he put his own twist on it:

EZ = Mastery
W = Work
U = Understanding
R = Repetition
K = Knowledge

MORE INFO ON EZ WURK: PAGE 5



DAJUAN GORDON

CHICAGO, IL

GR. × G × 6-5 × 195

deja-juan

@Thatboyquaye

@thatboyquaye



COMPLETE BIO

Previous Schools: New Mexico State / Missouri / Kansas State × High School: Curie Metropolitan

RECORD HIGHS

POINTS

Career 19 vs. LSU (3/10/22)

REBOUNDS

Career 12 vs. Jacksonville (12/21/20)

ASSISTS

Career 5 vs. Omaha (12/29/20)

STEALS

Career 4, 2x, Last vs. Baylor (3/11/21)

FIELD GOALS MADE

Career 7, 3x, Last vs. LSU (3/10/22)

3-POINTERS MADE

Career 4, 3x, Last vs. San Diego (11/25/22)

FREE THROWS MADE

Career 11 @ Iowa State (12/15/20)

MINUTES

Career 39 vs. Oklahoma State (1/9/21)

MISCELLANEOUS

	Season	Career
Double-Figure Points	--	46
15+ Points	--	12
Double-Doubles	--	5
Double-Figure Rebounds	--	6
3+ 3-Pointers	--	10
3+ Steals	--	11

• Received his undergrad in Individualized Studies from New Mexico State this summer and is currently pursuing an advertising degree.

• Fractured his left foot his sophomore year at K-State.

• **Bad Habit:** Staying Up Too Late

CAREER STATS

BIO BLAST

Graduate transfer from New Mexico State ... has totaled 909 points (8.1 average), 493 rebounds (4.4), 114 assists (1) and 126 steals (1.1) in 112 career games at the Division-I level, making 81 all-time starts ... spent his junior season at Missouri in 2021-22 after two years at Kansas State (2019-21).

2022-23: Averaged a career-high 9.3 points, 5.1 rebounds and 1.3 steals in 23 games (16 starts) during a season which was canceled in early February due to a hazing scandal ... named to the Las Vegas Holiday Classic All-Tournament Team after averaging 15 points, 7.5 rebounds and 2 steals in a pair of games against San Diego and UC Irvine.

PAINT TOUCHES

• As a junior at Missouri (2021-22), he started all 32 games, averaging 8.3 points and 4 rebounds ... delivered 13 outings of double-figure points ... led Mizzou in rebounding four times.

• His sophomore season at Kansas State (2020-21) he averaged 9.1 points and 5.5 rebounds ... posted a team-high four double-doubles ... finished as one of just four guards in the Big 12 to rank among the league's top-15 players in rebounding.

• He was the only K-State freshman in 2019-20 to appear in all 32 games, making 11 starts ... reached double-figure points six times during the year.

• A near top-150 prospect coming out of high school by most recruiting services ... jumped 73 spots in the final Rivals150, which was the largest jump by any player in the country ... #3 prospect in Illinois by 247Sports.

GAME-BY-GAME STATS

				Field Goals		3-Point		F-Throws		Rebounds										Scoring	
SEASON	TEAM	GP-GS	MIN/AVG	FG-FGA	FG%	3FG-3FGA	3FG%	FT-FTA	FT%	OFF	DEF	TOT	AVG	PF-FO	A	TO	BLK	STL	PTS	AVG	
2019-20	KState	32-11	771/24.1	78-176	.443	24-73	.329	21-32	.656	52	58	110	3.4	72-1	23	50	5	40	201	6.3	
2020-21	KState	25-22	713/28.5	81-216	.375	18-83	.217	48-63	.762	36	102	138	5.5	62-0	35	60	1	30	228	9.1	
2021-22	MIZ	32-32	784/24.5	96-236	.407	36-99	.364	38-51	.745	39	88	127	4.0	88-3	38	61	8	26	266	8.3	
2022-23	NMSU	23-16	617/26.8	71-185	.384	24-88	.273	48-63	.762	34	84	118	5.1	68-3	18	46	6	30	214	9.3	
TOTAL FOR UTA		0-0	0/0.0	0-0	.000	0-0	.000	0-0	.000	0	0	0	0.0	0-0	0	0	0	0	0	0.0	
TOTAL		112-81	2885/25.8	326-813	.401	102-343	.297	155-209	.742	161	332	493	4.4	290-7	114	217	20	126	909	8.1	



AKILI VINING

FORT WORTH, TX

CR. x G x 6-2 x 185

uh-KEEL-ee VINE-ing

@BabyBoyPolo1

@BabyBoyPolo



COMPLETE BIO

Previous Schools: Texas Wesleyan / West Florida / McLennan CC / Jacksonville (TX) x High School: North Crowley

RECORD HIGHS

POINTS

Career 45 vs. Wayland Baptist (1/12/23)

D-I
Season

REBOUNDS

Career 11 vs. North American (12/20/22)

D-I
Season

ASSISTS

Career 9, 2x Last vs. North American (12/20/22)

D-I
Season

STEALS

Career 4 @ John Brown (1/21/23)

D-I
Season

FIELD GOALS MADE

Career 16 vs. Wayland Baptist (1/12/23)

D-I
Season

3-POINTERS MADE

Career 5, 3x Last vs. SAGU (1/28/23)

D-I
Season

FREE THROWS MADE

Career 10, 5x Last vs. Sunrise Christian (11/8/19)

D-I
Season

MINUTES

Career 48 vs. Our Lady of the Lake (11/5/22)

D-I
Season

MISCELLANEOUS

	Season	Career
Double-Figure Points	--	63
20+ Points	--	17
Double-Doubles	--	3
3+ 3-Pointers	--	18
5+ Assists	--	47
3+ Steals	--	13

• He got put on scholarship this summer; coach Turner was on him for not having purchased his books for the fall semester before Sterling Gaston-Chapman made the announcement.

CAREER STATS (D-I ONLY)

BIO BLAST

2022-23: Averaged 17.5 points, 5 rebounds, 3.1 assists and 1.4 steals over 29 games at Texas Wesleyan ... made 28 starts ... 45-point outburst against Wayland Baptist (Jan. 12) on 16-23 from the field, 5-9 from 3-point range and a perfect 8-8 from the free throw line ... scored 20+ points 11 times, including a pair of 29-point performances ... finished in single-digit scoring on only four occasions, two of which were nine-point totals.

2021-22: Played in just one game at Texas Wesleyan: a 16-point performance versus Wayland Baptist on Jan. 8.

2020-21: At West Florida, averaged 6 points, 1.6 rebounds and 1.3 assists in 15 appearances – 14 of which came after Jan. 1.

PAINT TOUCHES

• As a sophomore at McLennan CC in 2019-20, he averaged 12.5 points, 2.5 rebounds and 2.6 assists in 26 games.

• True freshman season at Jacksonville (TX) during 2018-19 yielded averages of 11.7 points, 2.3 rebounds and 2.4 assists over 28 games.

• Three-time all-district selection at North Crowley High School.

• Has 4 brothers and 2 sisters.

• Shortly after his father passed away when he was 19, he was struggling to deal with his emotions, so he started writing/making a diary. One of his friends encouraged him to begin rapping, so he started going to a music studio. Released his first song when he was 20, and now 4+ years later he has 600 songs.

• His artist name is Baby Boy Polo; his father loved the clothing brand Polo, and he used to always call Akili 'baby boy'.

GAME-BY-GAME STATS



BRANDYN TALBOT

TORONTO, ONTARIO

JR. × 6 × 6-5 × 181

brand-IN

@Brandyn

@Brandyn



COMPLETE BIO

High School: Dream City Christian (Glendale, Ariz.)

RECORD HIGHS

POINTS

Career 15, 3x, Last vs. Grand Canyon (3/7/23)

REBOUNDS

Career 8 vs. Howard Payne (12/22/20)

ASSISTS

Career 8 vs. Utah Tech (2/25/23)

STEALS

Career 2, 2x, Last @ LSU (12/2/22)

FIELD GOALS MADE

Career 5, 4x, Last vs. Grand Canyon (3/7/23)

3-POINT FIELD GOALS MADE

Career 5, 3x, Last vs. Grand Canyon (3/7/23)

FREE THROWS MADE

Career 4, 2x, Last @ San Francisco (12/19/22)

MINUTES

Career 34 vs. Utah Tech (2/25/23)

BIO BLAST

2022-23: Averaged 5.3 points and 1.6 assists ... finished 3rd on the team with 38 3-pointers and 4th in assists ... over the final seven games of the season following a coaching coach, he made 19 3-pointers; in his first 20 games of the year versus Division-I competition he knocked down 15 ... after shooting 23.5 percent from 3-point range against non-conference D-I opponents, he went 41.2 percent in WAC play ... three of his four highest-scoring games of the year came during the final seven contests ... went 17-18 from the free throw line, including making 15 in a row to end the season ... started the first game of the year at Oklahoma State (Nov. 7) ... played in 30 of a possible 32 games, averaging 15.8 minutes.

PAINT TOUCHES

- Lived on his own or with high school teammates since he moved to the United States in 2015-16 until rooming with Shemar Wilson this fall.
- Has seven other siblings; he is middle.
- Recently started boxing as a workout.
- Favorite Sports Memory: Michael Jordan's game-winning shot over Bryon Russell to win Game 6 of the 1998 NBA Finals. He has that iconic photo framed in his apartment.
- Bad Habit: Procrastinating
- Averaged 12.4 points, 2.9 assists and 2.4 rebounds per game playing against some of the best competition in the country as a high school senior in 2019-20; Dream City was ranked as high as #21 in the nation by USA Today that year.

MISCELLANEOUS

	Season	Career
Double-Figure Points	--	9
20+ Points	--	--
5+ 3-Pointers	--	3
3+ Rebounds	--	9
Games w/ A Steal	--	11

• **First Job:** Construction worker putting down garage flooring.

• **Bucket List:** Travel to another continent.

• **Pet Peeve:** Lying | • **Fear:** Death

• **Go-To Food:** In-N-Out Burger

• **Must-Have App:** Instagram

GAME-BY-GAME STATS

CAREER STATS

				Field Goals		3-Point		F-Throws		Rebounds										Scoring	
SEASON	TEAM	GP-GS	MIN/AVG	FG-FGA	FG%	3FG-3FGA	3FG%	FT-FTA	FT%	OFF	DEF	TOT	AVG	PF-FO	A	TO	BLK	STL		PTS	AVG
2020-21	UTA	12-0	100/8.3	12-38	.316	8-28	.286	7-12	.583	0	15	15	1.3	11-0	7	12	1	1		39	3.3
2021-22	UTA	24-3	281/11.7	29-85	.341	23-73	.315	2-2	1.000	2	18	20	0.8	15-0	14	19	1	6		83	3.5
2022-23	UTA	30-1	475/15.8	52-147	.354	38-109	.349	17-18	.944	2	29	31	1.0	34-1	48	20	3	6		159	5.3
TOTAL		66-4	855/13.0	93-270	.344	69-210	.329	26-32	.813	4	62	66	1.0	60-1	69	51	5	13		281	4.3



11



DWAYNE KOROMA

BERLIN, GERMANY

R-SO. × F × G-8 × 205

kuh-rome-uh

@dwayneleroy2

@dwaynekoroma



COMPLETE BIO

Previous Schools: Salt Lake Community College / Iona × High School: Bishop Walsh (MD)

RECORD HIGHS

POINTS

Career 18 vs. Casper (11/4/22)
D-I 10, 2x, Last vs. Quinnipiac (3/9/21)

Season

REBOUNDS

Career 11, 3x, Last vs. Utah State Eastern (3/2/23)
D-I 7 @ Hofstra (12/5/20)

Season

OFFENSIVE REBOUNDS

Career 6 vs. Eastern Wyoming (11/19/22)
D-I 2, 6x, Last vs. Fairfield (3/13/21)

Season

ASSISTS

Career 8 @ Community Christian (CA) (1/6/23)
D-I 3, 3x, Last vs. Manhattan (2/12/21)

Season

BLOCKS

Career 3 @ Community Christian (CA) (1/6/23)
D-I 2 vs. Morgan State (12/8/20)

Season

FIELD GOALS MADE

Career 8 vs. Eastern Wyoming (11/19/22)
D-I 5 vs. Quinnipiac (3/9/21)

Season

FREE THROWS MADE

Career 12 vs. Casper (11/4/22)
D-I 2 @ Quinnipiac (2/17/21)

Season

MINUTES

Career 30 @ Fairfield (12/12/20)
D-I Same As Career

Season

MISCELLANEOUS

	Season	Career
Double-Figure Points	--	14
15+ Points	--	6
Double-Doubles	--	4
Double-Figure Rebounds	--	4
5+ Offensive Rebounds	--	1
3+ Assists	--	10
3+ Steals	--	4

CAREER STATS [D-I ONLY]

				Field Goals		3-Point		F-Throws		Rebounds				Scoring						
SEASON	TEAM	GP-GS	MIN/AVG	FG-FGA	FG%	3FG-3FGA	3FG%	FT-FTA	FT%	OFF	DEF	TOT	AVG	PF-FO	A	TO	BLK	STL	PTS	AVG
2020-21	Iona	18-12	274/15.2	21-49	.429	1-6	.167	5-15	.333	17	45	62	3.4	51-4	20	22	4	6	48	2.7
TOTAL FOR UTA		0-0	0/0.0	0-0	.000	0-0	.000	0-0	.000	0	0	0	0.0	0-0	0	0	0	0	0	0.0
TOTAL		18-12	274/15.2	21-49	.429	1-6	.167	5-15	.333	17	45	62	3.4	51-4	20	22	4	6	48	2.7

BIO BLAST

Transferred to UTA from Salt Lake Community College after beginning his career at Division-I Iona.

2022-23: Averaged 9 points, 5 rebounds, 1.6 assists and 1.1 steals over 28 games in which he made 15 starts at Salt Lake CC ... helped lead the Bruins to the NJCAA Tournament Second Round and a 29-5 record one year after finishing as the national runner-up.

2021-22: Utilized a redshirt season and did not play after enrolling and transferring into Salt Lake CC mid-year.

2020-21: Appeared in all 18 games for Iona during the COVID-impacted year ... made 10-straight starts to end the year, including the MAAC Championship and Iona's NCAA Tournament contest against Alabama.

GAME-BY-GAME STATS

Last year at Salt Lake CC, he shot a gaudy 70.1% (94-134) from the floor, which was the 5th-highest percentage nationally. He was the only player in the country to connect at a 70% rate from the floor and the free throw line (72.1). The last time a JUCO player at any level (Division I, II or III) shot at least 70% from both the field and charity stripe for a season was 2019-20.

PAINT TOUCHES

- Grew up in Germany but moved to the United States in September of 2019 to complete his senior year of high school at Bishop Walsh in Cumberland, Md., where he was rated as a 3-star recruit.

- Played club ball in Europe for the Berlin Tigers.

- Cousin, Brandon Coleman, is a starting offensive lineman at TCU.

- Plays chess online.

12



FREDS PAULS BAGATSKIS

RIGA, LATVIA

SO. × F × G-8 × 180

COMPLETE BIO

fred paul buh-GAT-skis

@fredspauls

@fredspauls



Previous Schools: Georgia Tech × High School: Complejo Educativo Mas Camarena (Valencia, Spain)

RECORD HIGHS

POINTS

Career 3, 2x, Last @ Louisville (2/1/23)

REBOUNDS

Career
Season

ASSISTS

Career
Season

STEALS

Career
Season

FIELD GOALS MADE

Career 1, 3x, Last vs. Florida Tech (2/18/23)
Season

3-POINTERS MADE

Career 1, 2x, Last @ Louisville (2/1/23)
Season

FREE THROWS MADE

Career
Season

MINUTES

Career 6 @ Louisville (2/1/23)
Season

MISCELLANEOUS

Season Career

Double-Figure Points -- --

20+ Points -- --

Double-Doubles -- --

5+ 3-Pointers -- --

3+ Assists -- --

• Played for the Latvian U16, U18 and U20 teams; the U20 event took place this summer (more info: page 5).

• In 2021-22, he played for Valencia's club team in Spain's LEB Silver League.

• Suited up for Valencia's U18 team from 2019-21, averaging 8.9 PPG.

CAREER STATS

BIO BLAST

Transferred to UTA from Georgia Tech following his freshman season in 2022-23 ... can stretch the floor with his long-range shooting prowess, and boasts a wealth of international experience ... chose Georgia Tech over Xavier and several other notable Big East programs ... played sparingly with the Yellow Jackets, who employed an extremely minimal rotation.

2022-23: Played in nine games, including five ACC contests ... scored his first collegiate points on a 3-pointer against Marquette (Nov. 23) ... played six minutes and knocked down another 3-pointer at Louisville (Feb. 1) ... registered a bucket in a win against Florida Tech (Feb. 18).

PAINT TOUCHES

• Moved from Latvia to Valencia, Spain, at the age of 14 to attend school and better develop his game at one of the elite facilities in Europe.

• Father, Ainars, played professionally in Europe and for the Latvian National Team for two decades before going on to be the head coach of the national side from 2011-17. Ainars is currently the head coach of CSO Voluntari in Romania.

• Ainars was previously the head coach of the Ukraine National Team from 2019-22; at the time he was just the second non-native Ukrainian to serve as the country's head coach (American Mike Fratello from 2011-14).

• Freds learned his shooting aptitude from his father, who earned the nickname 'The Golden Hand' as a career 40% 3-point shooter and 90% free-throw maker. He is still the all-time leading scorer for the Latvian National Team.

GAME-BY-GAME STATS

				Field Goals		3-Point		F-Throws		Rebounds									Scoring	
SEASON	TEAM	GP-GS	MIN/AVG	FG-FGA	FG%	3FG-3FGA	3FG%	FT-FTA	FT%	OFF	DEF	TOT	AVG	PF-FO	A	TO	BLK	STL	PTS	AVG
2022-23	GaTech	9-0	26/2.9	3-8	.375	2-6	.333	0-0	.000	0	0	0	0.0	3-0	0	0	0	0	8	0.9
TOTAL FOR UTA		0-0	0/0.0	0-0	.000	0-0	.000	0-0	.000	0	0	0	0.0	0-0	0	0	0	0	0	0.0
TOTAL		9-0	26/2.9	3-8	.375	2-6	.333	0-0	.000	0	0	0	0.0	3-0	0	0	0	0	8	0.9



KADE DOUGLAS

LANCASTER, TX

FR. × G × 6-2 × 170



COMPLETE BIO



@troway.kade

High School: Lancaster

RECORD HIGHS

POINTS	
Career	Same As Career
Season	Same As Career
REBOUNDS	
Career	Same As Career
Season	Same As Career
ASSISTS	
Career	Same As Career
Season	Same As Career
STEALS	
Career	Same As Career
Season	Same As Career
FIELD GOALS MADE	
Career	Same As Career
Season	Same As Career
3-POINTERS MADE	
Career	Same As Career
Season	Same As Career
FREE THROWS MADE	
Career	Same As Career
Season	Same As Career
MINUTES	
Career	Same As Career
Season	Same As Career

BIO BLAST

The only early signing period commitment of the 2023 Class which occurred in November of 2022 ... 3-star recruit by well-respected recruiting service 247Sports ... ranked as the #39 combo guard in the nation and the #31 overall recruit in Texas ... hometown is just 30 minutes from UTA's campus.

HIGH SCHOOL: As a senior in 2022-23, he was named the District 14-5A MVP ... as a junior he averaged 15 points, 4.7 rebounds, 7 assists and 2.3 steals per contest ... 2021-22 District 14-5A First Team ... 2020-21 District 14-5A Sophomore of the Year ... 2022 Steph Curry UNDERRATED Tour Camp participant ... 2022 Chris Bosh Dojo Camp member ... All-State Academic Team member with a 4.0 GPA.

PAINT TOUCHES

- Coached by his father, Ferrin, at Lancaster, who won District 14-5A Coach of the Year in 2022-23, and was Co-Coach of the Year in 2021-22.
- Best part about being coached by his dad was creating life-long memories. Biggest thing he learned as being a coach's son was accountability.
- Won three-straight flag football state championships between 6th-8th grade while playing cornerback.
- Wants to get into commercial real estate following his basketball career.
- Pet Peeve: People who smack their lips/chew loudly.
- Go-To Food Place Back Home: Hickory House

MISCELLANEOUS

	Season	Career
Double-Figure Points	--	--
20+ Points	--	--
Double-Doubles	--	--
5+ 3-Pointers	--	--
5+ Assists	--	--
3+ Steals	--	--

- **Bucket-List Item:** Skydive
- **Bad Habit:** Being Too Hard On Himself
- **Must-Have App:** TikTok
- **Major:** Business Marketing
- **Go-To Food:** Chick-fil-A
- **Roommate:** Makaih Williams

GAME-BY-GAME STATS

CAREER STATS

22

SHEMAR WILSON

AVONDALE, AZ SR. × F × 6-9 × 215

shuh-marr

@Shemar21_
 @_22shemar

COMPLETE BIO

Previous School: Phoenix College × High School: Tolleson Union

RECORD HIGHS

POINTS

Career 29 vs. Bismarck State (12/29/20)
D-I 18, 2x, Last vs. California Baptist (1/25/23)

SEASON

REBOUNDS

Career 18 vs. Tohono O'odham (12/4/20)
D-I 16 vs. Hardin-Simmons (11/15/23)

SEASON

OFFENSIVE REBOUNDS

Career 11 vs. Arizona Christian JV (11/14/19)
D-I 8, 3x, Last vs. Utah Valley (1/5/23)

SEASON

BLOCKS

Career 5 @ Scottsdale (12/11/20)
D-I 3 vs. Stephen F. Austin (12/31/22)

SEASON

STEALS

Career 4 vs. Glendale (11/20/20)
D-I 2, 6x, Last vs. California Baptist (1/25/23)

SEASON

FIELD GOALS MADE

Career 12 vs. Bismarck State (12/29/20)
D-I 7 vs. California Baptist (1/25/23)

SEASON

FREE THROWS MADE

Career 8, 2x, Last vs. Seattle U (1/7/23)
D-I 8, 2x, Last vs. Seattle U (1/7/23)

SEASON

MINUTES

Career 32, 2x, Last vs. Utah Valley (1/5/23)
D-I 32 vs. Utah Valley (1/5/23)

SEASON

MISCELLANEOUS

	Season	Career
Double-Figure Points	--	35
Double-Doubles	--	18
20+ Points	--	5
Double-Figure Rebounds	--	22
5+ Offensive Rebounds	--	20
3+ Blocks	--	8

• Go-To Food Place In Arlington:
 Cartel Taco Bar

CAREER STATS (D-I ONLY)

SEASON	TEAM	GP-GS	MIN/AVG	FG-FGA	FG%	3FG-3FGA	3FG%	FT-FTA	FT%	OFF	DEF	TOT	AVG	PF-FO	A	TO	BLK	STL	PTS	AVG
2021-22	UTA	26-4	351/13.5	53-86	.616	0-1	.000	28-46	.609	47	52	99	3.8	62-1	10	19	8	8	134	5.2
2022-23	UTA	24-21	563/23.5	90-164	.549	3-6	.500	79-116	.681	87	101	188	7.8	70-2	19	45	23	12	262	10.9
TOTAL		50-25	914/18.3	143-250	.572	3-7	.429	107-162	.660	134	153	287	5.7	132-3	29	64	31	20	396	7.9

BIO BLAST

As a true freshman at Phoenix College (JUCO) in 2019-20, he averaged 12.1 PPG and 9.8 RPG and was named All-Conference Third Team and All-Region Second Team. Sophomore year in 2020-21 was canceled due to COVID.

2022-23: Finished 2nd on the team in scoring (10.9), 1st in rebounding (7.8) and tops in blocks (1.0) ... shot 54.9 percent from the floor (90-164) ... ranked 9th in the nation with 3.6 offensive rebounds per game ... had three contests of 8+ offensive boards and nine outings of 5+ ... responsible for five of UTA's six double-doubles on the year, which were tied for the 4th most in the WAC despite playing in just 24 games ... made 21 starts, but missed the final eight games of the year due to a hip injury ... 13 games of double-figure points and six performances of 10+ rebounds.

GAME-BY-GAME STATS

PAINT TOUCHES

• Received his undergraduate degree in universal studies, and is currently pursuing a second undergrad degree in broadcasting.

• Wants to be a sports agent or analyst when his playing career is over.

• Initially began rehab for his hip injury in June after receiving clearance, and in late August/early September he was given the go-ahead to resume all basketball activities, slowly working up to 100% by late October.

• Chicago Bears fan; was born in Macomb, Ill., and lived there for a few years before moving to Phoenix. His dream sports moment would be the Bears winning the Super Bowl.

• Ambidextrous – can do everything with both hands except shoot a basketball with his left.



23



STERLING GASTON-CHAPMAN

WICHITA, KS

JR. × G × 6-4 × 218

gas-TUN



@SGC03_



@officialsgc23

COMPLETE BIO



Previous School: Tulsa × High School: Campus

RECORD HIGHS (BLUE CAREER TEXT = D-I LEVEL)

POINTS

Career 11 @ South Florida (3/1/23)
Season

REBOUNDS

Career 7 @ Oregon State (11/7/22)
Season

ASSISTS

Career 3 @ Tulane (1/4/23)
Season

STEALS

Career 3 vs. UCF (2/26/23)
Season

FIELD GOALS MADE

Career 3, 5x, Last @ South Florida (3/1/23)
Season

3-POINTERS MADE

Career 1, 4x, Last @ South Florida (3/1/23)
Season

FREE THROWS MADE

Career 6 vs. Loyola Chicago (11/17/22)
Season

MINUTES

Career 31 @ South Florida (3/1/23)
Season

BIO BLAST

2022-23: Made 18 starts and played in all 30 games, averaging 3.9 points and 3 rebounds per contest ... scored a season-high 11 points in the regular-season finale at South Florida (Mar. 1) ... reached at least eight points on five other occasions ... pulled down a season-most seven rebounds – five on the offensive end – at Oregon State in the season opener (Nov. 7) ... secured 5+ rebounds six times ... recorded multiple steals in five contests, led by a three-theft effort versus UCF (Feb. 26).

2021-22: Played in 17 games, averaging 1.5 points ... delivered a season-high seven points off the bench at UCF (Feb. 14) ... appeared in 13 of the final 14 games of the year after making his collegiate debut versus SMU (Dec. 29).

PAINT TOUCHES

• Became Campus High School's all-time leading scorer when he had 18 points, 18 rebounds and five assists in a win over Derby HS on Feb. 19 of his senior season in 2020-21.

• Averaged 19.1 points, 12.1 rebounds, 3.8 assists and 2.1 steals as a senior, earning all-state and all-metro honors.

• Named Kansas Class 6A Player of the Year as a junior after averaging 17.7 points, 6.8 rebounds, 3.2 assists and 2.5 steals, leading Campus to a 23-0 record before COVID shut down the season.

• Had a daughter (Nadiya) this summer.

• Career goal outside of basketball it to invest in, and give back to, the youth.

• His legal middle name is LeBron James: Sterling LeBron James Gaston-Chapman

MISCELLANEOUS

	Season	Career
Double-Figure Points	--	1
20+ Points	--	--
Double-Doubles	--	--
5+ Rebounds	--	6
3+ 3-Pointers	--	--
2+ Steals	--	5

• **Favorite Restaurant:** Tasty Tails (New Orleans Seafood)

• **Bad Habits:** Procrastination & Biting His Nails

• **Gets His News From:** Instagram & YouTube.

• **Biggest Fear:** Not Accomplishing His Goals

GAME-BY-GAME STATS

MORE INFO ON THE MIDDLE NAME PAGE 4

CAREER STATS

				Field Goals		3-Point		F-Throws		Rebounds											Scoring	
SEASON	TEAM	GP-GS	MIN/AVG	FG-FGA	FG%	3FG-3FGA	3FG%	FT-FTA	FT%	OFF	DEF	TOT	AVG	PF-FO	A	TO	BLK	STL	PTS	AVG		
2021-22	Tulsa	17-0	88/5.2	7-17	.412	1-5	.200	10-17	.588	9	5	14	0.8	19-1	0	6	1	3	25	1.5		
2022-23	Tulsa	30-18	534/17.8	39-125	.312	3-27	.111	36-48	.750	39	52	91	3.0	71-3	10	26	7	24	117	3.9		
TOTAL FOR UTA		0-0	0/0.0	0-0	.000	0-0	.000	0-0	.000	0	0	0	0.0	0-0	0	0	0	0	0	0.0		
TOTAL		47-18	623/13.2	46-142	.324	4-32	.125	46-65	.708	48	57	105	2.2	90-4	10	32	8	27	142	3.0		



Previous Schools: Western Kentucky / Odessa College x High School: Oak Cliff Faith Family Academy

RECORD HIGHS

POINTS

Career 12 vs. Loyalty College Prep (1/29/21)
D-I 7 vs. Kentucky State (11/12/22)
Season

REBOUNDS

Career 4 vs. Midland (3/6/21)
D-I 2, 2x, Last vs. South Carolina St. (11/26/22)
Season

OFFENSIVE REBOUNDS

Career 3 vs. Loyalty College Prep (1/29/21)
D-I 2, 2x, Last vs. South Carolina St. (11/26/22)
Season

BLOCKS

Career 2 vs. Midland (3/6/21)
D-I
Season

STEALS

Career 1 vs. Clarendon (2/25/21)
D-I
Season

FIELD GOALS MADE

Career 6 vs. Loyalty College Prep (1/29/21)
D-I 3 vs. Kentucky State (11/12/22)
Season

FREE THROWS MADE

Career 3 vs. Strength 'N Motion (2/11/21)
D-I
Season

MINUTES

Career 16 vs. Loyalty College Prep (1/29/21)
D-I 10 @ Kentucky (12/22/21)
Season

MISCELLANEOUS

	Season	Career
Double-Figure Points	--	1
Double-Doubles	--	--
20+ Points	--	--
3+ Offensive Rebounds	--	1
2+ Blocks	--	1

- **Go-To Food:** Henderson Chicken
- **Must-Have App:** Instagram

CAREER STATS (D-I ONLY)

BIO BLAST

Transferred to UTA following two years at Western Kentucky and one semester at Odessa College.

2022-23: Appeared in 10 games ... averaged 1.3 points in just 2.7 minutes per contest ... shot 50 percent (6-12) from the field for the year ... logged a season-most five minutes at eventual NIT Champion North Texas (Mar. 4), scoring two points in that outing ... pulled down two rebounds versus Kentucky State and also South Carolina State (Nov. 26).

2021-22: Played in one game, recording four points and two rebounds in 10 minutes of action at Kentucky (Dec. 22).

PAINT TOUCHES

• Joined Odessa College midway through the COVID-impacted 2020-21 campaign. He appeared in 17 games, starting in late January, shooting 61% from the field for the year.

• Coming out of Oak Cliff Faith Family Academy he was rated as a 3-star prospect by 247Sports.

• Named All-District 10-4A First Team as a senior by the Dallas Morning News.

• Father, Derrick, is a pastor who currently has an online ministry every Sunday: Iwant2cuwin.org.

• Pet Peeve: People staring at him due to his height.

• Youngest of seven children by 10 years (3 brothers, 3 sisters).

• Mom, Lynn, was a national-renowned caterer; did numerous celebrity weddings.

GAME-BY-GAME STATS

				Field Goals		3-Point		F-Throws		Rebounds										Scoring	
SEASON	TEAM	GP-GS	MIN/AVG	FG-FGA	FG%	3FG-3FGA	3FG%	FT-FTA	FT%	OFF	DEF	TOT	AVG	PF-FO	A	TO	BLK	STL		PTS	AVG
2021-22	WestKy	1-0	10/10.0	2-5	.400	0-1	.000	0-0	.000	2	0	2	2.0	2-0	0	0	0	0		4	4.0
2022-23	WestKy	10-0	27/2.7	6-12	.500	1-3	.333	0-2	.000	3	2	5	0.5	4-0	0	0	0	0		13	1.3
TOTAL FOR UTA		0-0	0/0.0	0-0	.000	0-0	.000	0-0	.000	0	0	0	0.0	0-0	0	0	0	0		0	0.0
TOTAL		11-0	37/3.4	8-17	.471	1-4	.250	0-2	.000	5	2	7	0.6	6-0	0	0	0	0		17	1.5



FABIO BASILI

ORLANDO, FL

SO. × G × 6-4 × 175

fah-bee-oh buh-silly

@bucket.fab



COMPLETE BIO

Previous School: Louisville × High School: Oak Ridge

RECORD HIGHS

POINTS

Career 6, 3x, Last @ Notre Dame (1/28/23)

REBOUNDS

Career 5 @ Virginia (3/4/23)

ASSISTS

Career 3 @ Florida State (12/10/22)

STEALS

Career 2 vs. Florida A&M (12/17/22)

FIELD GOALS MADE

Career 3 vs. Western Kentucky (12/14/22)

3-POINTERS MADE

Career 2 @ Notre Dame (1/28/23)

FREE THROWS MADE

Career 3 vs. Maryland (11/29/22)

MINUTES

Career 16, 3x, Last @ Virginia (3/4/23)

BIO BLAST

Transferred from Louisville ... 3-star recruit coming out of high school who chose Louisville over Kansas State, DePaul, Florida Atlantic and others ... originally planned to be a part of the 2022 class, reclassified to 2023 and then returned to the 2022 class after completing some course work.

2022-23: Averaged 1.6 and 1.4 rebounds in limited minutes ... delivered a trio of season-best six-point outings against Maryland (Nov. 29), Western Kentucky (Dec. 14) and Notre Dame (Jan. 28) ... notched four rebounds versus Miami (Dec. 4) and Virginia Tech (Feb. 28) ... secured a season-high five boards in the regular-season finale at Virginia (Mar. 4) ... scored his first collegiate points against Arkansas (Nov. 21).

PAINT TOUCHES

- Member of the 2022-23 All-ACC Academic Men's Basketball Team.
- Scored more than 1,600 career points at Oak Ridge High School, helping his team to the state semifinals twice and the quarterfinals once.
- Averaged 19.6 points, 4.8 assists and 4.1 rebounds per game as a senior in 2021-22, shooting 55% from the field and 39% from 3-point range and receiving Honorable Mention All-State recognition.
- Best moment of his athletic career to this point was winning AAU Nationals and Peach Jam in the same year.
- Dad is from Italy; mom is from Zambia in southern Africa. His grandparents moved the family from Italy to Africa, where his parents met. His grandparents owned and operated a grocery shop in Zambia.

MISCELLANEOUS

	Season	Career
Double-Figure Points	--	--
20+ Points	--	--
3+ Pointers	--	--
5+ Rebounds	--	1
Games w/ A Steal	--	8

- **Go-To Fast Food:** Chick-fil-A
- **Spare Time:** Fishing & Hunting
- **Bad Habit:** Too Much Screen Time
- **Pet Peeve:** Lying
- **Underrated Part Of His Game:** Dunking

GAME-BY-GAME STATS

CAREER STATS

				Field Goals		3-Point		F-Throws		Rebounds									Scoring	
SEASON	TEAM	GP-GS	MIN/AVG	FG-FGA	FG%	3FG-3FGA	3FG%	FT-FTA	FT%	OFF	DEF	TOT	AVG	PF-FO	A	TO	BLK	STL	PTS	AVG
2022-23	LOU	17-0	138/8.1	10-37	.270	3-14	.214	4-7	.571	5	18	23	1.4	28-0	10	11	1	9	27	1.6
TOTAL FOR UTA		0-0	0/0.0	0-0	.000	0-0	.000	0-0	.000	0	0	0	0.0	0-0	0	0	0	0	0	0.0
TOTAL		17-0	138/8.1	10-37	.270	3-14	.214	4-7	.571	5	18	23	1.4	28-0	10	11	1	9	27	1.6

STARTING LINEUPS GAME-BY-GAME

DATE	OPPONENT	PG	SG	SF	PF	C	UTA RECORD
Nov. 6	Oral Roberts						
Nov. 11	UT Tyler						
Nov. 16	@ ^{RV} New Mexico						
Nov. 19	@ ^{#12} Arizona						
Nov. 22	Alcorn State						
Nov. 25	Texas State						
Nov. 29	Abilene Christian*						
Dec. 2	@ Grand Canyon*						
Dec. 6	UNT Dallas						
Dec. 16	vs. Air Force						
Dec. 21	@ Texas Tech						
Dec. 23	@ North Texas						
Jan. 1	@ ^{#18} Texas						
Jan. 4	@ Tarleton State*						
Jan. 6	@ Stephen F. Austin*						
Jan. 11	Utah Valley*						
Jan. 13	Seattle U*						
Jan. 18	UTRGV*						
Jan. 20	@ Abilene Christian*						
Jan. 27	Grand Canyon*						
Feb. 1	@ Southern Utah*						
Feb. 3	@ Utah Tech*						
Feb. 8	@ California Baptist*						
Feb. 10	Stephen F. Austin*						
Feb. 15	Tarleton State*						
Feb. 17	@ UTRGV*						
Feb. 22	Southern Utah*						
Feb. 24	Utah Tech*						
Feb. 29	@ Seattle U*						
Mar. 2	@ Utah Valley*						
Mar. 7	California Baptist*						
Mar. 13-16	WAC Tournament						

COMBINATIONS

#USED

Rank	Combination	Times Used	Record	Last Used
------	-------------	------------	--------	-----------

STARTING STREAKS & TOTALS

#	PLAYER	STREAK	2023-24	D-I CAREER	UTA CAREER	WAC PLAY
---	--------	--------	---------	------------	------------	----------



SPECIALTY STATS

DATE	OPPONENT	PAINT		OFF TURNOVERS		2ND CHANCE		FASTBREAK		BENCH	
		OPP.	UTA	OPP.	UTA	OPP.	UTA	OPP.	UTA	OPP.	UTA
Nov. 6	Oral Roberts										
Nov. 11	UT Tyler										
Nov. 16	@ ^R New Mexico										
Nov. 19	@ ^{#12} Arizona										
Nov. 22	Alcorn State										
Nov. 25	Texas State										
Nov. 29	Abilene Christian*										
Dec. 2	@ Grand Canyon*										
Dec. 6	UNT Dallas										
Dec. 16	vs. Air Force										
Dec. 21	@ Texas Tech										
Dec. 23	@ North Texas										
Jan. 1	@ ^{#18} Texas										
Jan. 4	@ Tarleton State*										
Jan. 6	@ Stephen F. Austin*										
Jan. 11	Utah Valley*										
Jan. 13	Seattle U*										
Jan. 18	UTRGV*										
Jan. 20	@ Abilene Christian*										
Jan. 27	Grand Canyon*										
Feb. 1	@ Southern Utah*										
Feb. 3	@ Utah Tech*										
Feb. 8	@ California Baptist*										
Feb. 10	Stephen F. Austin*										
Feb. 15	Tarleton State*										
Feb. 17	@ UTRGV*										
Feb. 22	Southern Utah*										
Feb. 24	Utah Tech*										
Feb. 29	@ Seattle U*										
Mar. 2	@ Utah Valley*										
Mar. 7	California Baptist*										
Mar. 13-16	WAC Tournament										

HALFTIME STATISTICAL COMPARISONS

FOR UTA...

Most 1st-Half Points / vs. D-I Opponent.....

Fewest 1st-Half Points

Most 2nd-Half Points / vs. D-I Opponent.....

Fewest 2nd-Half Points

Largest Halftime Lead / vs. D-I Opponent.....

Largest Halftime Deficit

Largest Lead @ Any Point / vs. D-I Opponent.....

FOR OPPONENT...

Most 1st-Half Points

Fewest 1st-Half Points / D-I Opponent.....

Most 2nd-Half Points

Fewest 2nd-Half Points / D-I Opponent.....

Largest Lead @ Any Point.....

GAME BOXES & QUICK SNAPSHOTS

ORAL ROBERTS



@ #12 **ARIZONA**



UT TYLER



ALCORN STATE



@ **RV NEW MEXICO**



TEXAS STATE



2022-23 OVERALL SEASON STATS

Game Records

Record	Overall	Home	Away	Neutral
ALL GAMES	11-21	6-8	4-9	1-4
CONFERENCE	6-12	3-6	3-6	0-0
NON-CONFERENCE	5-9	3-2	1-3	1-4

Score by Periods

Team	1st	2nd	OT	TOT
UT Arlington	969	1146	10	2125
Opponents	979	1203	8	2190

Team Box Score

No.	Player				Total		3-Point		F-Throw		Rebounds											
		GP-GS	MIN	AVG	FG-FGA	FG%	3FG-3FGA	3FG%	FT-FTA	FT%	OFF	DEF	TOT	AVG	PF	DQ	A	TO	BLK	STL	PTS	AVG
4	GIBSON, Kyrion	31-30	881:33	28.4	126-320	.394	49-136	.360	46-71	.648	11	57	68	2.2	68	0	120	83	7	36	347	11.2
22	WILSON, Shemar	24-21	562:55	23.5	90-164	.549	3-6	.500	79-116	.681	87	101	188	7.8	70	2	19	45	23	12	262	10.9
1	WEAVER, Chendall	32-25	942:44	29.5	100-226	.442	33-82	.402	71-101	.703	49	97	146	4.6	90	3	64	37	12	29	304	9.5
00	CASH, Aaron	32-25	707:03	22.1	91-205	.444	43-109	.394	20-28	.714	50	85	135	4.2	66	1	17	47	13	20	245	7.7
55	HUMPHREY, Marion	31-18	778:49	25.1	77-203	.379	7-31	.226	49-78	.628	23	57	80	2.6	57	1	82	51	9	40	210	6.8
2	WALKER, Brandon	32-12	574:21	17.9	87-236	.369	8-57	.140	29-56	.518	49	90	139	4.3	64	0	10	28	3	10	211	6.6
5	TALBOT, Brandyn	30-1	474:33	15.8	52-147	.354	38-109	.349	17-18	.944	2	29	31	1.0	34	1	48	20	3	6	159	5.3
3	ANDERSON, Taj	16-6	255:26	16.0	23-95	.242	11-55	.200	10-15	.667	2	19	21	1.3	20	0	13	13	2	13	67	4.2
23	DOMINGOS, Dario	27-3	255:17	9.5	41-70	.586	1-3	.333	17-25	.680	34	29	63	2.3	52	2	3	28	2	5	100	3.7
21	CASTRO, Pedro	32-15	552:13	17.3	42-117	.359	13-49	.265	14-19	.737	24	72	96	3.0	30	0	32	26	14	15	111	3.5
24	YOUNG JR., Montez	28-4	316:24	11.3	31-57	.544	1-2	.500	12-24	.500	24	65	89	3.2	49	1	18	20	5	17	75	2.7
12	WOODS, Damonze	11-0	75:10	6.8	11-17	.647	0-0	.000	5-11	.455	10	9	19	1.7	13	0	1	7	3	1	27	2.5
10	CORNISH, Shaysten	9-0	39:01	4.3	0-1	.000	0-1	.000	5-8	.625	0	2	2	0.2	5	0	4	7	0	0	5	0.6
14	CLAYTON, Cash	4-0	09:31	2.4	1-5	.200	0-3	.000	0-0	.000	1	1	2	0.5	1	0	1	0	0	0	2	0.5
Team											41	28	69					31				
Total		32	6425		772-1863	.414	207-643	.322	374-570	.656	407	741	1148	35.9	619	11	432	443	96	204	2125	66.4
Opponents		32	6425		751-1718	.437	238-653	.364	450-639	.704	305	774	1079	33.7	587	11	406	456	102	193	2190	68.4

Team Statistics

	UTA	OPP
Scoring	2125	2190
Points per game	66.4	68.4
Scoring margin	-2.0	-
Field goals-att	772-1863	751-1718
Field goal pct	.414	.437
3 point fg-att	207-643	238-653
3-point FG pct	.322	.364
3-pt FG made per game	6.5	7.4
Free throws-att	374-570	450-639
Free throw pct	.656	.704
F-Throws made per game	11.7	14.1
Rebounds	1148	1079
Rebounds per game	35.9	33.7
Rebounding margin	+2.2	-
Assists	432	406
Assists per game	13.5	12.7
Turnovers	443	456
Turnovers per game	13.8	14.3
Turnover margin	+0.4	-
Assist/turnover ratio	1.0	0.9
Steals	204	193
Steals per game	6.4	6.0
Blocks	96	102
Blocks per game	3.0	3.2
Winning streak	0	-
Home win streak	1	-
Attendance	20279	41389
Home games-Avg/Game	14-1449	13-3184
Neutral site-Avg/Game	-	5-376

Team Results

Date	Opponent		Score	Att.
11/07/2022	at Oklahoma St.	L	66-77	5324
11/12/2022	Southwestern (TX)	W	103-61	2466
11/15/2022	Hardin-Simmons	W	100-59	1429
11/18/2022	Nevada	L	43-62	1475
11/21/2022	vs Drexel	L	38-59	654
11/22/2022	vs Northern Ky.	W	60-56	243
11/23/2022	vs East Carolina	L	65-79	198
11/28/2022	Howard Payne	W	99-41	1011
12/02/2022	at LSU	L	59-63	9145
12/06/2022	North Texas	L	57-60	1931
12/10/2022	vs Texas St.	L	65-71	0
12/19/2022	at San Francisco	W	68-63	0
12/21/2022	at California	L	51-73	1130
12/29/2022	at Tarleton St.	L	63-70	1533
12/31/2022	SFA	L	62-66	1419
01/05/2023	Utah Valley	L	64-72	1017
01/07/2023	Seattle U	L	61-76	1052
01/12/2023	at Grand Canyon	L	48-80	6982
01/14/2023	at New Mexico St.	W	66-55	4864
01/19/2023	UTRGV	W	85-73	1663
01/21/2023	at Abilene Christian	L	68-84	2005
01/25/2023	California Baptist	L	66-74	1271
02/04/2023	Sam Houston	W	70-58	1691
02/06/2023	Tarleton St.	L	64-69	423
02/09/2023	at UTRGV	W	64-58	1837
02/15/2023	at Sam Houston	L	56-66	1332
02/18/2023	at SFA	W	75-70	3488
02/23/2023	Southern Utah	L	76-86	1526
02/25/2023	Utah Tech	Wot	71-69	1905
03/01/2023	at Utah Valley	L	59-78	2574
03/03/2023	at Seattle U	L	56-80	1175
03/07/2023	vs Grand Canyon	L	77-82	785

2022-23 CONFERENCE-ONLY STATS

Game Records

Record	Overall	Home	Away	Neutral
ALL GAMES	6-12	3-6	3-6	0-0
CONFERENCE	6-12	3-6	3-6	0-0
NON-CONFERENCE	0-0	0-0	0-0	0-0

Score by Periods

Team	1st	2nd	OT	TOT
UT Arlington	545	619	10	1174
Opponents	572	704	8	1284

Team Box Score

No.	Player				Total		3-Point		F-Throw		Rebounds											
		GP-GS	MIN	AVG	FG-FGA	FG%	3FG-3FGA	3FG%	FT-FTA	FT%	OFF	DEF	TOT	AVG	PF	DQ	A	TO	BLK	STL	PTS	AVG
4	GIBSON, Kyron	18-18	544:43	30.3	81-206	.393	35-92	.380	25-37	.676	7	36	43	2.4	47	0	85	54	5	22	222	12.3
22	WILSON, Shemar	11-8	268:46	24.4	46-72	.639	2-3	.667	38-58	.655	41	37	78	7.1	34	2	9	16	10	7	132	12.0
1	WEAVER, Chendall	18-18	579:10	32.2	63-140	.450	22-49	.449	42-57	.737	24	55	79	4.4	53	2	42	23	8	16	190	10.6
00	CASH, Aaron	18-11	378:11	21.0	46-106	.434	26-62	.419	9-13	.692	29	49	78	4.3	39	1	9	25	6	10	127	7.1
55	HUMPHREY, Marion	17-7	407:46	24.0	37-104	.356	5-22	.227	22-38	.579	11	28	39	2.3	34	1	38	31	4	18	101	5.9
2	WALKER, Brandon	18-12	343:19	19.1	42-141	.298	6-36	.167	16-34	.471	30	50	80	4.4	35	0	5	14	2	6	106	5.9
5	TALBOT, Brandyn	16-0	250:07	15.6	25-68	.368	21-51	.412	8-8	1.000	1	10	11	0.7	21	1	29	13	1	1	79	4.9
21	CASTRO, Pedro	18-10	342:38	19.0	29-73	.397	8-32	.250	7-11	.636	7	39	46	2.6	18	0	22	17	8	10	73	4.1
24	YOUNG JR., Montez	17-4	234:33	13.8	25-47	.532	1-2	.500	10-18	.556	18	51	69	4.1	37	1	11	17	3	14	61	3.6
23	DOMINGOS, Dario	16-2	117:10	7.3	23-32	.719	0-1	.000	4-7	.571	11	9	20	1.3	32	1	2	18	2	1	50	3.1
3	ANDERSON, Taj	5-0	78:18	15.7	6-27	.222	3-17	.176	0-0	.000	1	5	6	1.2	7	0	3	3	0	1	15	3.0
12	WOODS, Damonze	6-0	39:45	6.6	5-9	.556	0-0	.000	3-3	1.000	8	5	13	2.2	6	0	1	3	2	1	13	2.2
10	CORNISH, Shaysten	8-0	38:54	4.9	0-1	.000	0-1	.000	5-8	.625	0	2	2	0.3	4	0	4	7	0	0	5	0.6
14	CLAYTON, Cash	1-0	01:41	1.7	0-1	.000	0-1	.000	0-0	.000	0	0	0	0.0	0	0	0	0	0	0	0	0.0
Team											23	18	41					20				
Total		18	3625		428-1027	.417	129-369	.350	189-292	.647	211	394	605	33.6	367	9	260	261	51	107	1174	65.2
Opponents		18	3625		435-950	.458	141-351	.402	273-380	.718	167	438	605	33.6	326	6	247	254	59	118	1284	71.3

Team Statistics

	UTA	OPP
Scoring	1174	1284
Points per game	65.2	71.3
Scoring margin	-6.1	-
Field goals-att	428-1027	435-950
Field goal pct	.417	.458
3 point fg-att	129-369	141-351
3-point FG pct	.350	.402
3-pt FG made per game	7.2	7.8
Free throws-att	189-292	273-380
Free throw pct	.647	.718
F-Throws made per game	10.5	15.2
Rebounds	605	605
Rebounds per game	33.6	33.6
Rebounding margin	0.0	-
Assists	260	247
Assists per game	14.4	13.7
Turnovers	261	254
Turnovers per game	14.5	14.1
Turnover margin	-0.4	-
Assist/turnover ratio	1.0	1.0
Steals	107	118
Steals per game	5.9	6.6
Blocks	51	59
Blocks per game	2.8	3.3
Winning streak	0	-
Home win streak	1	-
Attendance	11967	25790
Home games-Avg/Game	9-1330	9-2866
Neutral site-Avg/Game	-	0-0

Team Results

Date	Opponent		Score	Att.
12/29/2022	at Tarleton St.	L	63-70	1533
12/31/2022	SFA	L	62-66	1419
01/05/2023	Utah Valley	L	64-72	1017
01/07/2023	Seattle U	L	61-76	1052
01/12/2023	at Grand Canyon	L	48-80	6982
01/14/2023	at New Mexico St.	W	66-55	4864
01/19/2023	UTRGV	W	85-73	1663
01/21/2023	at Abilene Christian	L	68-84	2005
01/25/2023	California Baptist	L	66-74	1271
02/04/2023	Sam Houston	W	70-58	1691
02/06/2023	Tarleton St.	L	64-69	423
02/09/2023	at UTRGV	W	64-58	1837
02/15/2023	at Sam Houston	L	56-66	1332
02/18/2023	at SFA	W	75-70	3488
02/23/2023	Southern Utah	L	76-86	1526
02/25/2023	Utah Tech	Wot	71-69	1905
03/01/2023	at Utah Valley	L	59-78	2574
03/03/2023	at Seattle U	L	56-80	1175

SINGLE-GAME INDIVIDUAL PROGRAM RECORDS

POINTS

	Pts	Player	Opponent	Date
1.	44	Dink Ford	Texas Wesleyan	Dec. 28, 1964
2.	43	Steven Barber	at UTSA	Jan. 24, 2002
3.	41	Larry Moore	Centenary	Jan. 18, 1973
4.	39	Willie Brand	Prairie View A&M	Dec. 2, 1989
39		Jerry Janek	Texas Wesleyan	Dec. 29, 1962
6.	38	Erick Neal	Appalachian State	Feb. 1, 2018
38		Marquez Haynes	UTSA	Jan. 16, 2010
38		Steven Barber	Wichita State	Nov. 28, 2001
38		Mike Nau	Lamar	Feb. 14, 1967
10.	37	David Azore	at Little Rock	Jan. 22, 2022
37		Erick Neal	Appalachian State	Mar. 9, 2018
37		Reger Dowell	Western Kentucky	Mar. 1, 2014
37		Leonard Wilson	ULM	Mar. 6, 1993
37		Eric Gore	North Texas	Feb. 25, 1991
37		Bruce Tibbetts	at McMurry	Jan. 30, 1965
16.	36	David Azore	App State	Feb. 5, 2022
36		Marquez Haynes	vs. Texas A&M-Corpus Christi	Mar. 12, 2009
36		Keith Greene	McNeese State	Feb. 17, 2000
36		Sam Norton	at ULM	Mar. 5, 1984
36		Sam Norton	at Oral Roberts	Jan. 3, 1984
36		Eddie Stallings	Trinity	Feb. 1, 1969
36		Dink Ford	at Texas Wesleyan	Jan. 2, 1965
36		Bruce Tibbetts	at Texas Wesleyan	Jan. 2, 1965
36		John Reglin	at Texas Wesleyan	Jan. 25, 1964
25.	35	Erick Neal	at ULM	Feb. 15, 2018
35		Reger Dowell	Howard Payne	Nov. 13, 2014
35		Bobby Kenyon	Northwestern State	Feb. 27, 1992
35		Willie Brand	at Northwestern State	Feb. 16, 1991
35		Freddie Anderson	at North Texas	Jan. 14, 1976
35		Kenny Jenkins	at Denver	Jan. 10, 1976
35		Eddie Stallings	West Texas A&M	Jan. 2, 1969
35		Noel Roberts	Trinity	Jan. 5, 1963

FIELD GOALS MADE

	FG	Player	Opponent	Date
1.	20	Larry Moore	Centenary	Jan. 18, 1973
2.	16	Cal Tate	Texas Wesleyan	Feb. 15, 1978
		Ronnie Marsh	at Abilene Christian	Jan. 22, 1973
		Mike Nau	Lamar	Feb. 14, 1967
		Noel Roberts	Trinity	Dec. 28, 1962
6.	15	Robert Taylor	Texas Wesleyan	Dec. 17, 1996
		Bobby Kenyon	Huston-Tillotson	Nov. 29, 1990
		Sam Norton	ULM	Feb. 25, 1984
		Sam Norton	at Arkansas State	Jan. 28, 1984
		Eddie Stallings	Trinity	Feb. 1, 1969
		Bruce Tibbetts	at McMurry	Jan. 30, 1965
12.	14	David Azore	App State	Feb. 5, 2022
		Sam Norton	at Oral Roberts	Jan. 3, 1984
		Cal Tate	Texas Wesleyan	Feb. 15, 1978
		Freeman Sparks	at McNeese State	Feb. 23, 1976
		Freddie Anderson	at Louisiana Tech	Feb. 2, 1976
		Freddie Anderson	at North Texas	Jan. 14, 1976
		Kenny Jenkins	at Denver	Jan. 10, 1976
		David Payne	Houston	Feb. 26, 1970
		Sherman Evans	Tennessee Tech	Dec. 15, 1968
		Dink Ford	vs. Texas Wesleyan	Dec. 12, 1964

FIELD GOAL ATTEMPTS

	FGA	Player	Opponent	Date
1.	30	Mike Nau	Texas Wesleyan	Dec. 4, 1965
	30	Noel Roberts	Trinity	Jan. 5, 1963
3.	29	Miles Robertson	Pepperdine	Dec. 9, 1977
	29	Larry Moore	Centenary	Jan. 18, 1973
	29	Sherman Evans	at Lamar	Feb. 16, 1970
6.	28	David Azore	App State	Feb. 5, 2022
	28	Eric Gore	University of Dallas	Dec. 8, 1990
	28	Freddie Anderson	at Louisiana Tech	Feb. 2, 1976
9.	27	Marquez Haynes	North Texas	Nov. 18, 2009
	27	Steven Barber	at Wichita State	Nov. 28, 2001
	27	Robert Taylor	Texas Wesleyan	Dec. 17, 1996
	27	Willie Brand	Sam Houston State	Jan. 11, 1990
	27	Willie Brand	UTSA	Nov. 28, 1988
	27	Sam Norton	at Oral Roberts	Jan. 3, 1984
15.	26	Cal Tate	Texas Wesleyan	Feb. 15, 1978
	26	Ronnie Marsh	at Centenary	Feb. 5, 1973
	26	Sherman Evans	Tennessee Tech	Dec. 15, 1969
	26	Mike Nau	Lamar	Feb. 14, 1967

FIELD GOAL PERCENTAGE (Min. 5 Made)

	Pct.	(FG-A)	Player	Opponent	Date
1.	1.000	(10-10)	Jermaine Griffin	at Lamar	Feb. 14, 2008
	1.000	(10-10)	Ike Mitchell	at Lamar	Jan. 18, 1986
	1.000	(10-10)	Albert Culton	vs. Valpariso	Jan. 10, 1981
	1.000	(9-9)	Erick Neal	at Rice	Nov. 29, 2015
	1.000	(9-9)	Roger Shute	at TAMU-Kingsville	Jan. 19, 1976
	1.000	(7-7)	K. Akobundu-Ehiogu	Lamar	Dec. 11, 2021
	1.000	(7-7)	Jorge Bilbao	at Louisiana	Feb. 7, 2015
	1.000	(7-7)	Jermaine Griffin	UT Tyler	Nov. 11, 2006
	1.000	(7-7)	Steven Thomas	at New Mexico State	Nov. 26, 2004
	1.000	(6-6)	Shemar Wilson	Mary Hardin-Baylor	Nov. 13, 2021
	1.000	(6-6)	Andres Ibarguen	vs. Georgia Southern	Mar. 16, 2019
	1.000	(6-6)	Johnny Hamilton	Rice	Nov. 29, 2017
	1.000	(6-6)	Jordan Reves	Houston Baptist	Jan. 5, 2011
	1.000	(6-6)	Keith Howell	UT Permian Basin	Dec. 5, 2003
	1.000	(6-6)	Donald Harris	at Baylor	Nov. 21, 2001
	1.000	(5-5)	K. Akobundu-Ehiogu	Mary Hardin-Baylor	Nov. 13, 2021
	1.000	(5-5)	Lazaro Rojas	Howard Payne	Dec. 22, 2020
	1.000	(5-5)	Jabari Narcis	at #8 Gonzaga	Nov. 19, 2019
	1.000	(5-5)	Link Kabadyundi	at Alabama	Nov. 21, 2017
	1.000	(5-5)	Kennedy Eubanks	at Georgia Southern	Feb. 4, 2016
	1.000	(5-5)	Anthony Walker	at South Alabama	Mar. 8, 2014
	1.000	(5-5)	Anthony Walker	at Oklahoma	Dec. 17, 2013
	1.000	(5-5)	Vincent Dillard	Samford	Nov. 12, 2013
	1.000	(5-5)	Brandon Edwards	Central Arkansas	Feb. 7, 2011
	1.000	(5-5)	Anthony Vereen	vs. Schreiner	Nov. 26, 2007
	1.000	(5-5)	Jermaine Griffin	vs. UC Riverside	Nov. 12, 2007
	1.000	(5-5)	Jermaine Griffin	San Diego	Dec. 4, 2004
	1.000	(5-5)	Bill Washington	at Arkansas State	Dec. 6, 1997
	1.000	(5-5)	Jesse Kemp	Lamar	Jan. 22, 1976

3-POINTERS MADE

	No.	Player	Opponent	Date
1.	9	Carson Bischoff	at Little Rock	Jan. 22, 2022
	9	Erick Neal	at ULM	Feb. 15, 2018
	9	Willie Brand	Northwestern State	Feb. 14, 1991
4.	8	Eric Gore	at Charleston Southern	Dec. 28, 1991
5.	7	Erick Neal	Georgia State	Feb. 24, 2018
	7	Kevin Hervey	at Louisiana	Mar. 4, 2017
	7	Jamel Outler	vs Houston Baptist	Nov. 22, 2014
	7	Kevin Butler	at Idaho	Feb. 14, 2013
	7	LaMarcus Reed III	at A&M-Corpus Christi	Mar. 2, 2011
	7	Roge'r Guignard	at UTSA	Feb. 20, 2008
	7	Roge'r Guignard	vs. Hardin-Simmons	Dec. 29, 2007
	7	Brady Dawkins	at Nicholls	Feb. 23, 2006
	7	Jabari Johnson	at ULM	Mar. 1, 2001
	7	Jabari Johnson	McNeese State	Jan. 27, 2000
	7	Ronald Smith	McNeese State	Feb. 13, 1993
	7	Ronald Smith	Stephen F. Austin	Jan. 23, 1993
	7	Darell Harmon	UTSA	Jan. 2, 1992
	7	Glover Cody	McNeese State	Feb. 21, 1991
	7	Rodrick Ford	UT Pan American	Dec. 19, 1988
	7	Rodrick Ford	at UT Pan American	Dec. 19, 1987

3-POINT ATTEMPTS

	No.	Player	Opponent	Date
1.	17	Roge'r Guignard	at UTSA	Feb. 20, 2008
2.	16	Roge'r Guignard	at Texas Southern	Dec. 20, 2006
	16	Robert Mays	Nicholls	Dec. 3, 1990
4.	15	Erick Neal	at South Alabama	Jan. 16, 2016
	15	Reger Dowell	at Georgia State	Feb. 1, 2014
	15	Jabari Johnson	McNeese State	Jan. 27, 2000
	15	Leonard Wilson	at Northwestern State	Feb. 1, 1992
	15	Bobby Kenyon	McNeese State	Feb. 21, 1991
	15	Ronnie Pruitt	McNeese State	Feb. 21, 1991
10.	14	Erick Neal	at Georgia State	Jan. 25, 2018
	14	Reger Dowell	Troy	Jan. 23, 2014
	14	Ronald Smith	Stephen F. Austin	Jan. 23, 1993
	14	Eric Gore	at Stephen F. Austin	Jan. 11, 1992
	14	Eric Gore	at Charleston Southern	Dec. 28, 1991
	14	Robert Mays	at New Mexico	Nov. 23, 1990
16.	13	Edric Dennis	at Coastal Carolina	Jan. 12, 2019
	13	Kevin Hervey	Georgia State	Feb. 24, 2018
	13	Brandon Long	at Houston Baptist	Nov. 29, 2008
	13	Brandon Long	at Texas Southern	Dec. 20, 2006
	13	Steven Barber	McNeese State	Jan. 27, 2000
	13	Anthony Durham	McNeese State	Jan. 30, 1997
	13	Willie Brand	Sam Houston State	Jan. 11, 1990
	13	Willie Brand	UTSA	Nov. 28, 1988

3-POINT PERCENTAGE (Min. 5 Made)

	Pct.	(FG-A)	Player	Opponent	Date
1.	1.000	(7-7)	Kevin Butler	at Idaho	Feb. 14, 2013
	1.000	(5-5)	David Azore	at Georgia Southern	Jan. 8, 2022
	1.000	(5-5)	Jabari Narcis	at #8 Gonzaga	Nov. 19, 2019
	1.000	(5-5)	Scott Cross	UTSA	Feb. 14, 1998

SINGLE-GAME INDIVIDUAL PROGRAM RECORDS

FREE THROWS MADE

No.	Player	Opponent	Date
1.	20 Paul Renfro	Louisiana	Feb. 19, 1979
2.	19 Eddie Stallings	West Texas A&M	Jan. 2, 1969
3.	18 Dink Ford	TAMU-Commerce	Dec. 12, 1964
4.	17 David Azore	at Little Rock	Jan. 22, 2022
17	Jerry Janek	Texas Wesleyan	Dec. 29, 1962
6.	16 Steven Thomas	San Diego	Dec. 4, 2004
16	Steven Thomas	at UTSA	Jan. 10, 2004
16	Dink Ford	vs. Texas Wesleyan	Dec. 29, 1964
16	Jerry Janek	vs. Texas Wesleyan	Dec. 29, 1962
10.	15 Edric Dennis	vs. Little Rock	Jan. 19, 2019
15	Reger Dowell	Western Kentucky	Mar. 1, 2014
15	Paul Renfro	McNeese State	Feb. 3, 1979
15	Harvey Harris	Lamar	Dec. 18, 1962
14.	14 Scott Cross	Air Force	Dec. 22, 1997
14	Eddie Stallings	at Texas Tech	Jan. 20, 1968
14	Dink Ford	Angelo State	Feb. 8, 1966
14	Jay Hawley	vs. Texas Wesleyan	Dec. 29, 1960
14	LaMarcus Reed	at UTSA	Mar. 3, 2012

FREE THROW ATTEMPTS

No.	Player	Opponent	Date
1.	22 Eddie Stallings	West Texas A&M	Jan. 18, 1969
22	Steven Thomas	ULM	Jan. 22, 2005
3.	21 David Azore	at Little Rock	Jan. 22, 2022
21	Jerry Janek	Texas Wesleyan	Dec. 29, 1962
5.	20 Glover Cody	at Georgia State	Dec. 15, 1990
20	Paul Renfro	Louisiana	Feb. 19, 1979
7.	19 Bruce Tibbetts	Austin College	Dec. 10, 1964
8.	18 Reger Dowell	Western Kentucky	Mar. 1, 2014
18	Steven Thomas	Northwestern State	Jan. 12, 2005
18	Steven Barber	at Sam Houston State	March 6, 2001
18	Dink Ford	vs. Texas Wesleyan	Dec. 29, 1964

FREE THROW PERCENTAGE (Min. 10 Att.)

Pct. (FG-A)	Player	Opponent	Date
1. 1.000 (20-20)	Paul Renfro	at Louisiana	Feb. 19, 1979
1.000 (13-13)	Eddie Stallings	at Houston	Feb. 22, 1968
1.000 (12-12)	Jordan Reves	at McNeese State	Feb. 22, 2012
1.000 (12-12)	Derrick Obasohan	at Nicholls	Feb. 28, 2004
1.000 (12-12)	Brian Myers	at Northwestern State	Feb. 22, 1996
1.000 (12-12)	Paul Renfro	McNeese State	Jan. 28, 1980
1.000 (11-11)	Brandon Edwards	at South Alabama	Mar. 8, 2014
1.000 (11-11)	Rodrick Epps	at Texas State	Feb. 3, 2007
1.000 (11-11)	Keith Howell	at Northwestern State	Jan. 30, 2003
1.000 (11-11)	Melvin Polk	at TCU	Dec. 1, 1979
1.000 (11-11)	Paul Renfro	at Wichita State	Dec. 8, 1978
1.000 (11-11)	Mike Nau	vs. Austin College	Dec. 29, 1965
1.000 (10-10)	Rodrick Epps	at AMCC	Feb. 19, 2007
1.000 (10-10)	Reggie Brown	North Texas	Feb. 3, 1996
1.000 (10-10)	Keith Cornett	at Northwestern State	Feb. 4, 1995
1.000 (10-10)	Ricky Leggett	at Baylor	Dec. 16, 1980
1.000 (10-10)	Melvin Polk	at Baylor	Dec. 16, 1980

REBOUNDS

No.	Player	Opponent	Date
1.	24 Albert Culton	vs. Northeastern	Jan. 9, 1981
2.	23 Bruce Tibbetts	Austin College	Dec. 10, 1964
23	Jerry Janek	vs. Texas Wesleyan	Dec. 29, 1962
4.	22 Jermaine Griffin	UT Permian Basin	Dec. 1, 2005
5.	21 Mike Nau	Texas Wesleyan	Dec. 4, 1965
21	Mike Nau	Austin College	Dec. 13, 1966
21	Bruce Tibbetts	at McMurry	Jan. 30, 1965
8.	20 Sam Norton	McNeese State	Feb. 11, 1984
20	Mike Nau	Lamar	Feb. 14, 1967
20	Sherman Evans	at Samford	Dec. 18, 1971
11.	19 Brandon Edwards	at Troy	Mar. 6, 2014
19	Johnny McDowell	Sam Houston State	Jan. 21, 1993
19	Donny Beachum	UT Pan American	Jan. 21, 2004
19	John Reglin	Lamar	Feb. 14, 1967
19	John Reglin	Lamar	Jan. 8, 1966
19	Sam Norton	ULM	Feb. 2, 1984
19	Sherman Evans	Arkansas	Dec. 13, 1970

OFFENSIVE REBOUNDS (Since 1983-84)

No.	Player	Opponent	Date
1.	12 Johnny McDowell	UTSA	Jan. 2, 1992
12	Sam Norton	McNeese State	Feb. 11, 1984
3.	11 Eric Gore	University of Dallas	Dec. 8, 1990
11	Sam Norton	Louisiana Tech	Mar. 1, 1984
11	Sam Norton	at Oral Roberts	Jan. 3, 1984
6.	10 Eric Gore	at ULM	Feb. 16, 1991
10	Michael Beasley	Morehead State	Jan. 3, 1989
8.	9 Johnny Hamilton	vs. Georgia State	Mar. 1, 2018
9	Bill Washington	at Northwestern State	Feb. 18, 1999
9	Bill Washington	at UTSA	Jan. 10, 1998
9	Robert Taylor	Texas Wesleyan	Dec. 17, 1996
9	Johnny McDowell	Sul Ross State	Dec. 4, 1992
9	Johnny McDowell	at Northwestern State	Feb. 1, 1992
9	Leonard Wilson	Nicholls	Dec. 3, 1990
9	Bill Nygard	Huston-Tillotson	Nov. 29, 1990

DEFENSIVE REBOUNDS (Since 1983-84)

No.	Player	Opponent	Date
1.	14 Jermaine Griffin	UT Permian Basin	Dec. 1, 2005
14	Robert Taylor	ULM	Feb. 27, 1997
14	Sam Norton	North Texas	Feb. 9, 1984
14	Sam Norton	ULM	Feb. 2, 1984
5.	13 David Azore	at Texas State	Feb. 2, 2019
13	Kevin Hervey	at UTRGV	Dec. 16, 2018
13	Kevin Hervey	South Alabama	Feb. 25, 2017
13	Mack Callier	at Sam Houston State	Feb. 17, 2003
13	David Allen	North Texas	Jan. 14, 1989
10.	12 David Azore	at Georgia Southern	Dec. 21, 2019
12	Kevin Hervey	Appalachian State	Feb. 1, 2018
12	Kevin Hervey	at Loyola Marymount	Dec. 22, 2016
12	Larry Posey	UTSA	Feb. 15, 2007
12	Steven Thomas	at Stephen F. Austin	Jan. 26, 2006
12	Anthony Durham	Northwestern State	Mar. 1, 1997
12	Bill Washington	Jarvis Christian	Dec. 2, 1996
12	Johnny McDowell	Sam Houston State	Jan. 21, 1993
12	Johnny McDowell	at Nicholls	Jan. 16, 1993
12	Johnny McDowell	vs. Gonzaga	Dec. 11, 1992
20.	11 David Azore	at Louisiana Tech	Nov. 27, 2020
11	David Azore	at Appalachian State	Jan. 10, 2019
11	Johnny Hamilton	at Northern Iowa	Dec. 7, 2017
11	Kevin Hervey	at Grand Canyon	Nov. 20, 2014
11	Brandon Edwards	vs. ULM	Mar. 13, 2014
11	Brandon Edwards	at Troy	Mar. 6, 2014
11	Brandon Edwards	Samford	Nov. 12, 2013
11	LaMarcus Reed III	vs. Southeastern La	Feb. 19, 2011
11	Steven Thomas	SE Louisiana	Jan. 19, 2006
11	Steven Thomas	at South Florida	Dec. 29, 2004
11	Mack Callier	at Sam Houston State	Mar. 6, 2001
11	Mack Callier	Texas State	Feb. 12, 2001
11	Brian Myers	TAMU-Commerce	Dec. 11, 1993

ASSISTS

No.	Player	Opponent	Date
1.	17 Jermaine Johnson	at Sam Houston State	Dec. 28, 1998
2.	16 Sean Miller	at Northwestern State	Feb. 19, 1994
3.	15 Erick Neal	at Niagara	Nov. 25, 2017
15	Glover Cody	North Texas	Feb. 15, 1992
15	Glover Cody	at Northwestern State	Feb. 14, 1991
15	Glover Cody	at Sam Houston State	Jan. 25, 1991
6.	13 Erick Neal	UT Dallas	Nov. 27, 2017
13	Erick Neal	at BYU	Mar. 15, 2017
13	Erick Neal	Louisiana	Jan. 23, 2017
13	Erick Neal	UT Dallas	Dec. 5, 2016
13	Glover Cody	at Iowa State	Dec. 10, 1991
13	Glover Cody	vs. Army	Nov. 24, 1990
13	Ronnell Peters	at ULM	Feb. 25, 1984
13	Ricky Leggett	at Denver	Dec. 12, 1978
13	Jesse Kemp	McNeese State	Feb. 28, 1977
13	David Payne	at UT Pan American	Jan. 18, 1971
13	David Payne	at Texas Wesleyan	Dec. 16, 1969

SINGLE-GAME INDIVIDUAL PROGRAM RECORDS

BLOCKED SHOTS

No.	Player	Opponent	Date
1.	9	Paul Renfro	Texas Wesleyan
2.	8	Miles Robertson	Louisiana Tech
3.	7	Kaodirichi Akobundu-Ehiogu	Louisiana
	7	Johnny Hamilton	at Georgia State
5.	6	K. Akobundu-Ehiogu	at South Alabama
	6	K. Akobundu-Ehiogu	Lamar
	6	Kaodirichi Akobundu-Ehiogu	at Arkansas State
	6	Johnny Hamilton	Georgia Southern
	6	Brandon Williams	vs Howard Payne
	6	Jordan Reves	at San Jose State
	6	Jordan Reves	vs. Louisiana Tech
	6	Jermaine Griffin	at Western Illinois
	6	Miles Robertson	St. Edward's
	6	Trey Parker	Sam Houston State
15.	5	K. Akobundu-Ehiogu	Little Rock
	5	K. Akobundu-Ehiogu	South Alabama
	5	Patrick Mwamba	Louisiana
	5	Kaodirichi Akobundu-Ehiogu	Texas State
	5	Kaodirichi Akobundu-Ehiogu	Louisiana
	5	Kaodirichi Akobundu-Ehiogu	Dallas Christian
	5	Brandon Edwards	ULM
	5	Jermaine Griffin	at Texas State
	5	Jermaine Griffin	UT Tyler
	5	Roy Johnson	at Northwestern State
	5	Jermaine Johnson	at UTSA
	5	Johnny McDowell	McNeese State
	5	Ralph McPherson	Arkansas State
	5	Albert Culton	McNeese State

STEALS

No.	Player	Opponent	Date
1.	8	Bill Washington	McNeese State
	8	Leonard Wilson	Nicholls
3.	7	Shahada Wells	Little Rock
	7	Bill Washington	Stephen F. Austin
	7	Bill Washington	McMurry
	7	Glover Cody	at North Texas
	7	Rodrick Ford	US International
	7	Rodrick Ford	at Stephen F. Austin
	7	Ronnell Peters	Arkansas State

TURNOVERS

No.	Player	Opponent	Date
1.	12	Ricky Leggett	at Lamar
2.	11	Erick Neal	at Georgia Southern
	11	Johnny Hill	at Georgia State
	11	Ronnie Marsh	at Hardin-Simmons
5.	10	Lonnie McClanahan	at Texas State
	10	Josh Daniel	ULM
	10	Miles Robertson	at Lamar
	10	Ricky Leggett	at Baylor
	10	Greg Stuckey	at Lamar

MINUTES PLAYED (Since 1973-74)

No.	Player	Opponent	Date
1.	50	Jermaine Johnson	at Sam Houston State
2.	49	David Azore	at Little Rock
	49	Keith Howell	ULM
	49	Donald Harris	at Sam Houston State
5.	47	Rickey Leggett	McNeese State
	47	Jeffrey Stewart	McNeese State
	47	Miles Robertson	at Pepperdine
	47	Cal Tate	at Pepperdine
9.	46	Patrick Mwamba	at Little Rock
	46	Rodrick Epps	at TCU
	46	Larry Posey	at TCU
	46	Donald Harris	at Stephen F. Austin
	46	Bill Washington	at Stephen F. Austin
13.	45	Jarrett Howell	at Sam Houston State
	45	Josh Daniel	ULM
	45	Keith Greene	at Stephen F. Austin
	45	Reggie Brown	Sam Houston State
	45	Doug Gann	vs. UNC Wilmington
	45	Danny Johnson	Texas Southern
	45	Ronny Newton	Louisiana Tech
	45	Greg Stuckey	Louisiana Tech
	45	Jesse Kemp	Louisiana Tech
	45	Darnell Johnson	Louisiana Tech
	45	Jesse Kemp	North Texas

SINGLE-GAME TEAM PROGRAM RECORDS

POINTS

Total (Score)	Opponent	Date
1. 154 (154-85)	Huston-Tillotson	Nov. 29, 1990
2. 149 (149-86)	University of Dallas	Dec. 8, 1990
3. 138 (138-135, 3OT)	Lamar	Feb. 14, 1967
4. 130 (130-64)	Huston-Tillotson	Nov. 28, 1991
5. 126 (126-73)	Texas Wesleyan	Dec. 7, 1981
6. 124 (124-123, 3OT)	at Sam Houston State	Dec. 28, 1998
7. 121 (121-61)	Schreiner	Dec. 3, 1992
8. 118 (118-84)	at Texas State	Feb. 9, 1991
118 (118-117, 4OT)	Hardin-Simmons	Dec. 11, 1971
10. 117 (117-53)	Howard Payne	Dec. 22, 2020
117 (117-115)	Nicholls	Dec. 3, 1990
12. 116 (116-87)	St. Edward's	Nov. 26, 1977
13. 115 (115-109)	North Texas	Feb. 25, 1991
115 (115-100)	Texas Wesleyan	Jan. 2, 1965
15. 114 (114-78)	Texas Wesleyan	Dec. 17, 1968
16. 113 (113-81)	vs. San Francisco	Nov. 29, 1991
113 (113-104)	at Georgia State	Dec. 15, 1990
113 (113-85)	SE Louisiana	Dec. 1, 1990
113 (113-109, OT)	at Texas Wesleyan	Jan. 30, 1968
20. 111 (111-64)	Howard Payne	Nov. 13, 2013
111 (111-77)	McNeese State	Feb. 7, 1981
111 (111-92)	Abilene Christian	Jan. 31, 1970
111 (111-120)	Lamar	Feb. 6, 1968
24. 110 (110-103)	at Texas State	Feb. 3, 2007
110 (110-85)	Georgia State	Dec. 7, 1991
110 (110-92)	Texas Wesleyan	Jan. 8, 1987
110 (110-116)	at Sam Houston State	Dec. 11, 1967
110 (110-93)	Texas Wesleyan	Dec. 3, 1964
29. 109 (109-48)	Dallas Christian	Dec. 17, 2020
109 (109-96)	Hardin-Simmons	Dec. 11, 1978
31. 108 (108-71)	Louisiana	Jan. 23, 2017
108 (108-84)	at Nicholls	Jan. 2, 1991
108 (108-103)	UT Pan American	Feb. 26, 1968
108 (108-116)	Angelo State	Dec. 21, 1967
108 (108-95)	Trinity	Jan. 10, 1966
36. 107 (107-65)	Texas A&M-Kingsville	Nov. 29, 1982
37. 106 (106-76)	Tarleton State	Nov. 29, 1986
106 (106-116)	at Drake	Dec. 22, 1979
106 (106-72)	Abilene Christian	Feb. 19, 1973
40. 105 (105-89)	at BYU	Mar. 15, 2017
105 (105-63)	Austin College	Jan. 30, 2007
105 (105-91)	Sul Ross State	Dec. 4, 1992
43. 104 (104-75)	Mary Hardin-Baylor	Nov. 13, 2021
104 (104-106)	Louisiana	Feb. 27, 1978
104 (104-100)	vs. Texas Wesleyan	Dec. 28, 1964
46. 103 (103-61)	Southwestern	Nov. 12, 2022
103 (103-45)	Hardin-Simmons	Dec. 29, 2001
103 (103-88)	McNeese State	Feb. 20, 1992
103 (103-86)	Texas Wesleyan	Jan. 19, 1981
103 (103-115)	at Louisiana	Feb. 19, 1979
103 (103-70)	at Tarleton State	Feb. 1, 1966
103 (103-92)	Lamar	Feb. 27, 1965
53. 102 (102-72)	Texas Southern	Nov. 14, 2007
102 (102-108)	Denver	Dec. 12, 1977
102 (102-104, 2OT)	Texas Southern	Jan. 13, 1983
102 (102-90)	Texas Wesleyan	Dec. 4, 1965
102 (102-88)	at Texas Wesleyan	Jan. 25, 1964
58. 101 (101-85)	vs. Texas Wesleyan	Dec. 22, 2009
101 (101-123)	at Northwestern State	Feb. 19, 1994
101 (101-45)	Austin College	Dec. 3, 1991
101 (101-95)	Texas State	Jan. 12, 1991
101 (101-105, OT)	North Texas	Jan. 12, 1977
101 (101-110)	at North Texas	Jan. 14, 1976
101 (101-82)	UT Pan American	Jan. 21, 1971
101 (101-110)	Texas Wesleyan	Dec. 13, 1967
66. 100 (100-59)	Hardin-Simmons	Nov. 15, 2022
100 (100-97, 2OT)	at UTSA	Jan. 17, 2009
100 (100-85)	McNeese State	Feb. 18, 1995
100 (100-97, 2OT)	TAMU-Commerce	Dec. 11, 1993
100 (100-78)	at Sam Houston State	Feb. 20, 1993
100 (100-90)	North Texas	Feb. 15, 1992
100 (100-79)	US International	Feb. 5, 1987
100 (100-87)	McNeese State	Mar. 3, 1981
100 (100-74)	Hardin-Simmons	Jan. 12, 1981
100 (100-85)	McNeese State	Feb. 3, 1979
100 (100-89)	at Angelo State	Jan. 1, 1970
100 (100-92)	West Texas A&M	Mar. 1, 1968

In A Loss

111 (111-120)	Lamar	Feb. 6, 1968
---------------	-------	--------------

POINTS IN AN OVERTIME GAME

Total (Score)	Opponent	Date
1. 138 (138-135, 3OT)	Lamar	Feb. 14, 1967
2. 124 (124-123, 3OT)	at Sam Houston State	Dec. 28, 1998
3. 118 (118-117, 4OT)	Hardin-Simmons	Dec. 11, 1971
4. 113 (113-109, OT)	at Texas Wesleyan	Jan. 30, 1968
5. 102 (102-104, 2OT)	Texas Southern	Jan. 13, 1983
6. 101 (101-105, OT)	North Texas	Jan. 12, 1977
7. 100 (100-97, 2OT)	at UTSA	Jan. 17, 2009
100 (100-97, 2OT)	Texas A&M Commerce	Dec. 11, 1993

POINTS AT HOME

Total (Score)	Opponent	Date
1. 154 (154-85)	Huston-Tillotson	Nov. 29, 1990
2. 149 (149-86)	University of Dallas	Dec. 8, 1990
3. 138 (138-135, 3OT)	Lamar	Feb. 14, 1967
4. 130 (130-64)	Huston-Tillotson	Nov. 28, 1991
5. 126 (126-73)	Texas Wesleyan	Dec. 7, 1981
6. 121 (121-61)	Schreiner	Dec. 3, 1992
7. 118 (118-117, 4OT)	Hardin-Simmons	Dec. 11, 1971
8. 117 (117-53)	Howard Payne	Dec. 22, 2020
117 (117-115)	Nicholls	Dec. 3, 1990
10. 116 (116-87)	St. Edward's	Nov. 26, 1977
11. 115 (115-100)	Texas Wesleyan	Jan. 2, 1965

In Conference Play

117 (117-115)	Nicholls	Dec. 3, 1990
---------------	----------	--------------

vs. Non-Conference Opponent

154 (154-85)	Huston-Tillotson	Nov. 29, 1990
--------------	------------------	---------------

POINTS ON THE ROAD

Total (Score)	Opponent	Date
1. 124 (124-123, 3OT)	at Sam Houston State	Dec. 28, 1998
2. 118 (118-84)	at Texas State	Feb. 9, 1991
3. 113 (113-104)	at Georgia State	Dec. 15, 1990
113 (113-109, OT)	at Texas Wesleyan	Jan. 30, 1968
5. 110 (110-103)	at Texas State	Feb. 3, 2007
110 (110-116)	at Sam Houston State	Dec. 11, 1967
7. 108 (108-84)	at Nicholls	Jan. 2, 1991
8. 106 (106-116)	at Drake	Dec. 22, 1979
9. 103 (103-72)	at SE Louisiana	Jan. 4, 1991
103 (103-115)	at Louisiana	Feb. 19, 1979
103 (103-70)	at Tarleton State	Feb. 1, 1966

POINTS AT A NEUTRAL SITE

Total (Score)	Opponent	Date
1. 113 (113-81)	vs. San Francisco	Nov. 29, 1991
2. 104 (104-100)	vs. Texas Wesleyan	Dec. 28, 1964

LARGEST COMBINED SCORE

Total (Score)	Opponent	Date
1. 273 (138-135, 3OT)	Lamar	Feb. 14, 1967
2. 247 (124-123, 3OT)	at Sam Houston State	Dec. 28, 1998
3. 239 (154-85)	Huston-Tillotson	Nov. 29, 1990
4. 235 (149-86)	University of Dallas	Dec. 8, 1990
235 (118-117, 4OT)	Hardin-Simmons	Dec. 11, 1971
6. 232 (117-115)	Nicholls	Dec. 3, 1990
7. 231 (111-120)	Lamar	Feb. 6, 1968
8. 226 (110-116)	at Sam Houston State	Dec. 11, 1967
9. 224 (101-123)	at Northwestern State	Feb. 19, 1994
224 (115-109)	North Texas	Feb. 25, 1991
224 (108-116)	Angelo State	Dec. 21, 1967

POINTS IN A HALF

Total (Half)	Opponent	Date
1. 90 (2nd)	Huston-Tillotson	Nov. 29, 1990
2. 78 (1st)	University of Dallas	Dec. 8, 1990
3. 72 (2nd)	at Texas State	Feb. 9, 1991
4. 71 (2nd)	University of Dallas	Dec. 8, 1990
5. 70 (2nd)	at SE Louisiana	Jan. 4, 1991
6. 69 (2nd)	Nicholls	Jan. 24, 1998
69 (2nd)	at Georgia State	Dec. 15, 1990
69 (1st)	Austin College	Dec. 13, 1966
9. 68 (2nd)	Louisiana	Jan. 23, 2017
68 (2nd)	at Nicholls	Jan. 2, 1991
11. 67 (1st)	Howard Payne	Dec. 22, 2020
67 (2nd)	Texas Wesleyan	Dec. 7, 1981

SINGLE-GAME TEAM PROGRAM RECORDS

FIELD GOALS MADE

Total	Opponent	Date
1. 60	Huston-Tillotson	Nov. 29, 1990
2. 57	Lamar	Feb. 14, 1967
3. 53	University of Dallas	Dec. 8, 1990
53	Texas Wesleyan	Dec. 7, 1981
5. 50	Huston-Tillotson	Nov. 26, 1991
6. 47	St. Edward's	Nov. 26, 1977
47	at Texas Wesleyan	Jan. 30, 1968
8. 46	Howard Payne	Dec. 22, 2020
9. 45	Schreiner	Dec. 3, 1992
45	Abilene Christian	Jan. 31, 1970
11. 44	Nicholls	Dec. 3, 1990
44	Tarleton State	Nov. 29, 1986
44	North Texas	Jan. 12, 1977
44	UT Pan American	Jan. 21, 1971
44	Texas Wesleyan	Dec. 17, 1968

FIELD GOALS ATTEMPTED

Total	Opponent	Date
1. 122	Huston-Tillotson	Nov. 29, 1990
2. 105	at New Mexico	Nov. 23, 1990
3. 102	University of Dallas	Dec. 8, 1990
102	Nicholls	Dec. 3, 1990
5. 101	Hardin-Simmons	Dec. 11, 1971
6. 100	South Dakota State	Dec. 6, 1971
7. 98	North Texas	Jan. 12, 1977
8. 97	Lamar	Feb. 14, 1967
9. 95	Texas Wesleyan	Dec. 4, 1965
10. 94	at Denver	Jan. 8, 1975
94	Texas Wesleyan	Dec. 3, 1964

FIELD GOAL PERCENTAGE (Min. 30 Made)

Pct. (FG-A)	Opponent	Date
1. .723 (34-47)	UT Tyler	Dec. 22, 2004
2. .680 (53-78)	Texas Wesleyan	Dec. 7, 1981
3. .667 (34-51)	Central Arkansas	Feb. 7, 2011
667 (32-48)	vs. Valparaiso	Jan. 10, 1981
5. .660 (40-62)	at Texas Wesleyan	Jan. 2, 1965
6. .653 (32-49)	at ULM	Feb. 1, 2003
7. .642 (43-67)	Mary Hardin-Baylor	Nov. 13, 2021
642 (34-53)	vs. Georgia State	Dec. 22, 1984
9. .639 (39-61)	vs. Schreiner	Nov. 26, 2007
10. .635 (33-52)	at UTSA	Feb. 19, 1996
11. .630 (42-67)	Oklahoma State	Jan. 14, 1984
630 (36-57)	Oral Roberts	Jan. 23, 1982

3-POINTERS MADE

Total	Opponent	Date
1. 17	Bradley	Dec. 8, 2015
2. 16	Howard Payne	Dec. 22, 2020
16	Texas State	Jan. 12, 1991
4. 15	UT Dallas	Nov. 5, 2019
15	at South Alabama	Feb. 28, 2019
15	at Arkansas State	Jan. 13, 2018
15	Coastal Carolina	Dec. 31, 2016
15	at Northwestern State	Jan. 6, 2000
15	at TCU	Dec. 19, 1999
15	UTSA	Jan. 2, 1992
15	at Northwestern State	Feb. 14, 1991
15	Huston-Tillotson	Nov. 29, 1990
13. 14	at Texas State	Feb. 13, 2021
14	Georgia Southern	Jan. 2, 2016
14	UT Tyler	Nov. 16, 2010
14	McNeese State	Jan. 27, 2000
14	at Nicholls	Jan. 15, 2000
14	vs. San Francisco	Nov. 29, 1991
14	at SE Louisiana	Jan. 4, 1991

3-POINTERS ATTEMPTED

Total	Opponent	Date
1. 42	Howard Payne	Dec. 22, 2020
42	at South Alabama	Jan. 16, 2016
3. 40	at Northwestern State	Feb. 1, 1992
4. 39	McNeese State	Jan. 27, 2000
39	at ULM	Jan. 8, 2000
39	Nicholls	Dec. 3, 1990
7. 38	Dallas Christian	Dec. 17, 2020
38	Little Rock	Jan. 23, 2016
38	Coastal Carolina	Dec. 31, 2016
38	at Texas Southern	Dec. 20, 2006
11. 37	UT Dallas	Nov. 5, 2019
37	at North Texas	Nov. 30, 2010
13. 36	at Nevada	Nov. 12, 2019
36	Rice	Nov. 29, 2017
36	McNeese State	Feb. 21, 1991
36	Huston-Tillotson	Nov. 29, 1990

3-POINT PERCENTAGE (Min. 10 Made)

Pct. (FG-A)	Opponent	Date
1. .706 (12-17)	McNeese State	Feb. 18, 1995
2. .700 (14-20)	at SE Louisiana	Jan. 4, 1991
3. .625 (10-16)	Appalachian State	Feb. 1, 2018
4. .619 (13-21)	Houston Baptist	Nov. 22, 2014
5. .577 (15-26)	at South Alabama	Feb. 28, 2019
6. .556 (15-27)	at Arkansas State	Jan. 13, 2018
7. .545 (12-22)	at Troy	Mar. 2, 2019
.545 (12-22)	at Georgia Southern	Feb. 20, 2017

FREE THROWS MADE

Total	Opponent	Date
1. 42	Schreiner	Dec. 3, 1992
2. 41	Sam Houston State	Dec. 9, 1968
3. 38	San Diego	Dec. 4, 2004
4. 36	McNeese State	Feb. 3, 1979
36	Missouri-Rolla	Dec. 18, 1968
6. 35	Texas Lutheran	Nov. 12, 2010
35	at Texas State	Feb. 3, 2007
35	at Georgia State	Dec. 15, 1990
35	West Texas A&M	Jan. 2, 1969
35	at Texas Wesleyan	Jan. 2, 1965

FREE THROW ATTEMPTS

Total	Opponent	Date
1. 60	Sam Houston State	Dec. 9, 1968
2. 54	McNeese State	Feb. 23, 1981
3. 52	North Texas	Feb. 25, 1991
4. 49	Hardin-Simmons	Dec. 11, 1971
5. 48	Southwestern	Nov. 12, 2022
48	North Texas	Jan. 12, 1980
48	Missouri-Rolla	Dec. 18, 1968
47	San Diego	Dec. 4, 2004
9. 46	Texas Lutheran	Nov. 12, 2010
46	at Texas State	Jan. 30, 2010
46	at Arkansas	Nov. 22, 1999
46	UTSA	Dec. 4, 1989
46	West Texas A&M	Jan. 2, 1969

FREE THROW PERCENTAGE (Min. 20 Made)

Pct. (FT-A)	Opponent	Date
1. .964 (27-28)	at Houston	Feb. 22, 1968
2. .952 (20-21)	at Northwestern State	Mar. 8, 2005
3. .917 (33-36)	at Louisiana	Feb. 19, 1979
4. .875 (21-24)	at South Alabama	Jan. 16, 2016
5. .872 (34-39)	Little Rock	Jan. 19, 2019
6. .862 (25-29)	Texas State	Mar. 1, 2016
7. .857 (24-28)	Louisiana	Jan. 15, 2021
.857 (24-28)	UC Davis	Nov. 18, 2018
9. .852 (23-27)	Dallas Christian	Dec. 17, 2020

REBOUNDS

Total	Opponent	Date
1. 80	Huston-Tillotson	Nov. 29, 1990
2. 72	Hardin-Simmons	Dec. 11, 1971
3. 67	at West Texas A&M	Feb. 2, 1970
67	Lamar	Feb. 14, 1967
67	at Trinity	Feb. 23, 1965
6. 66	Nicholls	Dec. 3, 1990
7. 65	Jarvis Christian	Dec. 2, 1996
8. 64	Schreiner	Dec. 3, 1992
64	US International	Feb. 5, 1987
64	vs. Austin College	Dec. 30, 1964
11. 63	Howard Payne	Nov. 28, 2022

REBOUND MARGIN

Margin	Opponent	Date
1. +36 (63-27)	Howard Payne	Nov. 28, 2022
+36 (64-28)	Schreiner	Dec. 3, 1992
+36 (80-44)	Huston-Tillotson	Nov. 29, 1990
4. +35 (59-24)	Sul Ross State	Dec. 21, 2015
+35 (59-24)	Northwestern State	Feb. 27, 1992
6. +34 (65-31)	Jarvis Christian	Dec. 2, 1996
7. +32 (54-22)	at Nicholls	Dec. 22, 2001
8. +30 (61-31)	Howard Payne	Dec. 22, 2020
+30 (53-23)	Hardin-Simmons	Dec. 11, 2020
10. +29 (55-26)	Dallas Christian	Dec. 17, 2020
11. +28 (59-31)	Hardin-Simmons	Nov. 15, 2022
12. +27 (51-24)	vs. Texas Southern	Nov. 14, 2007
13. +26 (48-22)	at ULM	Jan. 18, 2020
+26 (44-18)	Nicholls	Feb. 15, 2003
15. +25 (52-27)	ULM	Jan. 19, 1991

SINGLE-GAME TEAM PROGRAM RECORDS

PERSONAL FOULS

Total	Opponent	Date
1. 42	Hardin-Simmons	Dec. 11, 1971
2. 40	at Arkansas State	Jan. 26, 1980
3. 39	at North Texas	Feb. 10, 1983
4. 37	McNeese State	Feb. 23, 1981
5. 36	North Texas	Nov. 18, 2009
36	at Sam Houston State	Dec. 28, 1998
7. 35	at Arkansas	Nov. 23, 2018
35	Arkansas State	Feb. 27, 2016
35	at Sam Houston State	Feb. 22, 2007
35	at Louisiana Tech	Jan. 27, 1979
35	at Denver	Jan. 10, 1976
35	at US International	Feb. 21, 1967

ASSISTS

Total	Opponent	Date
1. 34	Georgia State	Dec. 7, 1991
2. 33	Huston-Tillotson	Nov. 26, 1991
3. 32	Lamar	Feb. 18, 1980
4. 31	Howard Payne	Dec. 22, 2020
31	Texas Wesleyan	Dec. 7, 1981
6. 30	at Sam Houston State	Feb. 20, 1993
30	Nicholls	Feb. 11, 1993
30	Lamar	Feb. 24, 1979
9. 29	at Northwestern State	Feb. 14, 1991
29	vs. Northwestern State	Mar. 8, 1988
29	North Texas	Feb. 7, 1987
29	Denver	Dec. 12, 1977

TURNOVERS

Total	Opponent	Date
1. 38	at New Mexico State	Nov. 28, 1975
2. 36	at Houston Baptist	Jan. 9, 1978
36	at Lamar	Feb. 24, 1977
4. 34	UC San Diego	Jan. 4, 1978
34	at Pepperdine	Dec. 9, 1977
6. 33	at Nebraska	Dec. 21, 1992
33	at Lamar	Feb. 10, 1979
8. 32	at Nicholls	Jan. 6, 1994
32	at Hardin-Simmons	Feb. 2, 1974

BLOCKS

Total	Opponent	Date
1. 12	Louisiana	Jan. 15, 2021
2. 10	Howard Payne	Dec. 20, 2014
10	Hardin-Simmons	Dec. 29, 2001
10	St. Edward's	Jan. 26, 1987
5. 9	Howard Payne	Nov. 28, 2022

STEALS

Total	Opponent	Date
1. 22	University of Dallas	Dec. 8, 1990
2. 21	Huston-Tillotson	Nov. 26, 1991
3. 19	Southwestern	Nov. 12, 2022
19	St. Edward's	Dec. 4, 1978
19	Houston Baptist	Dec. 13, 2012
6. 18	Howard Payne	Nov. 13, 2013
18	at UTSA	Feb. 6, 1986
8. 17	Sul Ross State	Dec. 21, 2015
17	Houston Baptist	Jan. 25, 2010
17	SE Louisiana	Jan. 3, 1987
17	at Arkansas State	Jan. 26, 1981
17	Westmont	Dec. 1, 1980

LARGEST MARGIN OF VICTORY

Total	Opponent	Date
1. 69 (154-85)	Huston-Tillotson	Nov. 29, 1990
2. 66 (130-64)	Huston-Tillotson	Nov. 28, 1991
3. 64 (117-53)	Howard Payne	Dec. 22, 2020
4. 63 (149-86)	University of Dallas	Dec. 8, 1990
5. 61 (109-48)	Dallas Christian	Dec. 17, 2020
6. 60 (121-61)	Schreiner	Dec. 3, 1992
7. 58 (99-41)	Howard Payne	Nov. 28, 2022
58 (103-45)	Hardin-Simmons	Dec. 29, 2001
9. 56 (101-45)	Austin College	Dec. 3, 1991
10. 53 (126-73)	Texas Wesleyan	Dec. 7, 1981

FEWEST POINTS ALLOWED

Total	Opponent	Date
1. 36 (31-36)	at SMU	Dec. 16, 1989
2. 40 (66-40)	Sam Houston State	Jan. 11, 2012
40 (73-40)	Grambling	Nov. 25, 2015
40 (98-40)	Sul Ross	Dec. 21, 2015
5. 41 (99-41)	Howard Payne	Nov. 28, 2022
41 (42-41)	SE Louisiana	Nov. 30, 1983
7. 42 (43-42)	vs. Oklahoma Baptist	Dec. 29, 1961
8. 44 (51-44)	at UT Pan American	Dec. 19, 1996
9. 45 (88-45)	Texas Lutheran	Nov. 12, 2010
45 (103-45)	Hardin-Simmons	Dec. 29, 2001
45 (101-45)	Austin College	Dec. 3, 1991

PLAYERS IN DOUBLE-FIGURE POINTS

Total	Opponent	Date
1. 8	Howard Payne	Dec. 22, 2020
8	Texas Wesleyan	Dec. 7, 1981
3. 7	Austin College	Jan. 30, 2007
7	at Sam Houston State	Dec. 28, 1998
7	Wayland Baptist	Dec. 1, 1971
6. 6, 26x	Last: Mary Hardin-Baylor	Nov. 13, 2021

PLAYERS WITH DOUBLE-FIGURE REBOUNDS

Total	Opponent	Date
1. 4	Huston-Tillotson	Nov. 29, 1990
4	at West Texas A&M	Feb. 2, 1970
3. 3	Arkansas State	Jan. 21, 2016
3	at Texas Wesleyan	Dec. 11, 1980
3	Adams State	Dec. 19, 1974
3	Lamar	Feb. 26, 1972
3	Arkansas State	March 2, 1970
3	Lamar	Feb. 14, 1967
3	at Trinity	Feb. 23, 1965
3	Texas Wesleyan	Dec. 3, 1964
11. 2, 81x	Last: at Oral Roberts	Dec. 16, 2021

PLAYERS WITH 20+ POINTS

Total	Opponent	Date
1. 5	Huston-Tillotson	Nov. 29, 1990
2. 4	North Texas	Feb. 25, 1991
4	University of Dallas	Dec. 8, 1990
4. 3	at Sam Houston State	Jan. 28, 1998
3	at Sam Houston State	Feb. 20, 1993
3	North Texas	Feb. 15, 1992
3	at Sam Houston State	Jan. 9, 1992
3	Nicholls	Dec. 3, 1990
3	SE Louisiana	Dec. 1, 1990
3	at ULM	Mar. 4, 1989
3	Oklahoma State	Jan. 14, 1984
3	vs. Northeastern	Jan. 9, 1981
3	at Centenary	Jan. 5, 1981
3	McNeese State	Jan. 28, 1980
3	Texas A&M Kingsville	Feb. 7, 1976
3	Lamar	Feb. 14, 1967

SINGLE-GAME TEAM PROGRAM RECORDS

FEWEST POINTS

Total (Score)	Opponent	Date
1. 31 (31-36)	at SMU	Dec. 16, 1989
2. 35 (35-50)	Denver	Dec. 31, 2012
3. 36 (36-64)	at North Texas	Nov. 18, 2021
4. 38 (38-59)	vs. Drexel	Nov. 21, 2022
5. 41 (41-57)	at SE Louisiana	Jan. 8, 2005
6. 42 (42-41)	SE Louisiana	Nov. 30, 1983
7. 43 (43-62)	Nevada	Nov. 18, 2022
43 (43-51)	ULM	Feb. 27, 1997
43 (43-64)	East Texas Baptist	Dec. 6, 1962
43 (43-42)	vs. Oklahoma Baptist	Dec. 29, 1961
11. 44 (44-92)	at Kentucky	Nov. 25, 2014
44 (44-71)	at Stephen F. Austin	Jan. 24, 2004
44 (44-61)	Seattle	Jan. 17, 2013
44 (44-69)	at Oklahoma State	Dec. 19, 2013
15. 45 (45-88)	at Oklahoma State	Nov. 9, 2021
45 (45-65)	at Missouri	Dec. 4, 2018
45 (45-76)	at Texas	Nov. 7, 2002
45 (45-66)	at Texas State	Jan. 9, 1998

In a Win

42 (42-41)

In Conference Play

35 (35-50)

vs. Non-Conference Opponent

31 (31-36) at SMU Dec. 16, 1989

FEWEST POINTS AT HOME

Total (Score)	Opponent	Date
1. 35 (35-50)	Denver	Dec. 31, 2012
2. 42 (42-41)	SE Louisiana	Nov. 30, 1983
3. 43 (43-62)	Nevada	Nov. 18, 2022
43 (43-51)	ULM	Feb. 27, 1997
43 (43-64)	East Texas Baptist	Dec. 6, 1962
6. 44 (44-61)	Seattle	Jan. 17, 2013
7. 46 (46-64)	Boise State	Jan. 2, 2013
46 (46-64)	Oklahoma Baptist	Dec. 5, 1961
9. 47 (47-55)	UT Pan American	Dec. 21, 1959
10. 48 (48-52)	ULM	Feb. 29, 1992
48 (48-49)	McNeese State	Feb. 12, 1983

FEWEST POINTS ON THE ROAD

Total (Score)	Opponent	Date
1. 31 (31-36)	SMU	Dec. 16, 1989
2. 36 (36-64)	North Texas	Nov. 18, 2021
3. 41 (41-57)	SE Louisiana	Jan. 8, 2005
4. 44 (44-69)	Oklahoma State	Dec. 19, 2012
44 (44-71)	Stephen F. Austin	Jan. 24, 2004
6. 45 (45-88)	at Oklahoma State	Nov. 9, 2021
45 (45-65)	Missouri	Dec. 4, 2018
45 (45-76)	Texas	Nov. 7, 2002
45 (45-66)	Texas State	Jan. 9, 1998
10. 47 (47-67)	#14 Oregon	Nov. 17, 2019
11. 48 (48-80)	at Grand Canyon	Jan. 12, 2023
48 (48-66)	Nicholls	Jan. 8, 2011
13. 49 (49-76)	SE Missouri State	Jan. 7, 1985
49 (49-81)	Memphis	Dec. 4, 1968
15. 50 (50-70)	at Oklahoma	Dec. 19, 2021
50 (50-57)	Appalachian State	Feb. 6, 2020
50 (50-47)	Texas State	Feb. 27, 2003
50 (50-106)	Creighton	Nov. 17, 2002
50 (50-70)	Hardin-Simmons	Jan. 9, 1975
50 (50-65)	ULM	Mar. 6, 1990
50 (50-64)	Sam Houston State	Dec. 11, 1959

FEWEST POINTS AT A NEUTRAL SITE

Total (Score)	Opponent	Date
1. 38 (38-59)	vs. Drexel	Nov. 21, 2022
2. 43 (43-42)	Oklahoma Baptist	Dec. 29, 1961
3. 49 (49-61)	UNC Greensboro	Nov. 15, 2005
49 (49-68)	Trinity	Dec. 29, 1960
5. 50 (50-81)	McNeese State	March 5, 1997

SMALLEST COMBINED SCORE

Total (Score)	Opponent	Date
1. 67 (31-36)	at SMU	Dec. 16, 1989
2. 83 (42-41)	SE Louisiana	Nov. 30, 1983
3. 85 (35-50)	Denver	Dec. 31, 2012
85 (43-42)	vs. Oklahoma Baptist	Dec. 29, 1961
5. 94 (43-51)	ULM	Feb. 27, 1997
6. 95 (51-44)	UT Pan American	Dec. 19, 1996
7. 97 (38-59)	vs. Drexel	Nov. 21, 2022
8. 97 (48-49)	McNeese State	Feb. 12, 1983
97 (50-47)	at Texas State	Feb. 27, 2003
10. 98 (51-47)	vs. Alabama State	Dec. 22, 1995
98 (41-57)	at SE Louisiana	Jan. 8, 2005
98 (52-46)	at McNeese State	Feb. 10, 2007
13. 100 (36-64)	at North Texas	Nov. 18, 2021
100 (48-52)	ULM	Feb. 29, 1992
15. 102 (47-55)	UT Pan American	Dec. 21, 1959
16. 103 (56-47)	Lamar	Dec. 11, 2021

FEWEST POINTS IN A HALF

Total (Half)	Opponent	Date
1. 8 (2nd)	at SMU	Dec. 16, 1989
2. 12 (1st)	at North Texas	Nov. 18, 2021
12 (1st)	at Kentucky	Nov. 25, 2014
4. 13 (2nd)	vs. Drexel	Nov. 21, 2022
5. 14 (1st)	at Oklahoma State	Nov. 9, 2021
14 (1st)	Little Rock	Jan. 23, 2016
7. 15 (1st)	at Toledo	Dec. 29, 1989
8. 16 (1st)	at Tarleton	Dec. 29, 2022
9. 17 (1st)	Denver	Dec. 31, 2012
17 (1st)	at Oklahoma State	Dec. 17, 2012
17 (1st)	at Nicholls	Jan. 8, 2011
17 (1st)	at Stephen F. Austin	Jan. 27, 2007
17 (1st)	at New Mexico	Dec. 29, 2005
17 (1st)	vs. UNC Greensboro	Nov. 15, 2005
17 (1st)	at ULM	Jan. 23, 1997
17 (1st)	at Texas A&M Commerce	Dec. 10, 1962
17. 18 (2nd)	at Grand Canyon	Jan. 12, 2023
18 (1st)	Nevada	Nov. 18, 2022
18 (1st)	at Oklahoma	Dec. 19, 2021
18 (1st)	Boise State	Jan. 2, 2013
18 (2nd)	Denver	Dec. 31, 2012
18 (1st)	New Mexico	Jan. 3, 2005
18 (1st)	at SE Louisiana	Nov. 30, 1983

FEWEST FIELD GOALS MADE

Total	Opponent	Date
1. 10	Nevada	Nov. 18, 2022
2. 12	at North Texas	Nov. 18, 2021
12	at SMU	Dec. 16, 1989
4. 13	at SE Louisiana	Jan. 8, 2005
13	at Stephen F. Austin	Jan. 24, 2004
13	Denver	Dec. 31, 2012
7. 14	vs. UNC Greensboro	Nov. 15, 2005
14	at Memphis	Dec. 4, 1968
9. 15	vs. Drexel	Nov. 21, 2022
15	at #14 Oregon	Nov. 17, 2019
15	at Stephen F. Austin	Feb. 24, 2005
15	at TCU	Nov. 22, 2003
15	Arkansas State	Jan. 6, 1968

FEWEST FIELD GOALS ATTEMPTED

Total	Opponent	Date
1. 29	at Nicholls	Jan. 8, 2011
2. 31	Arkansas State	Jan. 6, 1968
3. 33	Midwestern State	Dec. 20, 1967
4. 35	at Houston Baptist	Jan. 18, 1982

LOWEST FIELD GOAL % (Min. 50 Attempts)

Pct. (FG-A)	Opponent	Date
1. .179 (10-56)	Nevada	Nov. 18, 2022
2. .234 (15-64)	at #14 Oregon	Nov. 17, 2019
3. .235 (12-51)	at Texas State	Jan. 9, 1999
4. .254 (15-59)	vs. Drexel	Nov. 21, 2022
5. .255 (14-55)	vs. UNC Greensboro	Nov. 15, 2005
6. .257 (18-70)	Montana	Dec. 28, 1996
7. .258 (16-62)	Seattle	Jan. 17, 2013
8. .265 (18-68)	Louisiana	Jan. 16, 2021
9. .268 (19-71)	at Gonzaga	Dec. 18, 2018
10. .270 (17-63)	at Kentucky	Nov. 25, 2014
11. .274 (17-62)	Sam Houston State	Jan. 11, 1990
12. .279 (17-61)	vs. McNeese State	Mar. 5, 1997

FEWEST FREE THROWS MADE

Total	Opponent	Date
1. 0	at Hardin-Simmons	Jan. 9, 1975
2. 1	at Oklahoma State	Dec. 19, 2012
1	at Centenary	Feb. 5, 1973
1	vs. Georgia Southern	Dec. 29, 1972
5. 2, 12x	Last: vs. Harvard	Dec. 28, 1998

FEWEST FREE THROW ATTEMPTS

Total	Opponent	Date
1. 1	at Hardin-Simmons	Jan. 9, 1975
2. 2	McNeese State	Feb. 28, 1977
2	at Centenary	Feb. 5, 1973
4. 4, 9x	Last: at Stony Brook	Dec. 23, 2000

LOWEST FREE THROW % (Min. 10 Attempts)

Pct. (FT-A)	Opponent	Date
1. .182 (2-11)	vs. Alabama State	Dec. 22, 1995
2. .285 (4-14)	at Lamar	Mar. 5, 1985
3. .300 (3-10)	at Oklahoma State	Nov. 9, 2021
4. .357 (5-14)	ULM	Jan. 16, 1999
357 (5-14)	at Louisiana Tech	Feb. 9, 1981
6. .360 (9-25)	Northwestern State	Feb. 15, 1990
7. .364 (4-11)	vs. Drexel	Nov. 21, 2022
.364 (4-11)	at Missouri	Dec. 4, 2018

FEWEST REBOUNDS

No.	Opponent	Date
1. 21	at Texas	Jan. 3, 2004
21	Sam Houston State	Mar. 2, 2000
21	vs. Valparaiso	Jan. 10, 1981
4. 22	at Nicholls	Jan. 8, 2011
22	at Stephen F. Austin	Jan. 27, 2007
22	at ULM	Feb. 5, 2004
22	at Samford	Nov. 27, 1999
22	Louisiana Tech	Feb. 26, 1981
9. 23, 4x	Last: vs. Miami	Nov. 13, 2005

ALL-TIME PROGRAM OVERTIME GAMES

Date	Opponent	W/L	Score		Date	Opponent	W/L	Score		Date	Opponent	W/L	Score
02-04-64	Arkansas State	L	76-82		11-29-85	Tarleton State	W	81-79		02-03-10	Texas A&M-Corpus Christi	W	71-66
02-16-65	Arkansas State	L	** 99-100		01-03-86	at Florida Southern	L	79-81		02-16-11	Stephen F. Austin	W	66-65
01-04-66	at Austin College	W	70-63		01-21-86	at Hardin-Simmons	L	75-79		02-19-11	at Southeastern Louisiana	W	68-66
01-08-66	Lamar	L	** 91-93		02-21-87	at U.S. International	L	89-94		02-26-11	at Northwestern State	L	71-78
02-14-67	Lamar	W	*** 138-135		01-18-88	UTSA	L	72-79		12-17-11	at Tulsa	L	75-80
01-20-68	at Texas Tech	L	83-93		01-30-88	at Texas State	L	73-75		12-21-13	CSU Bakersfield	W	79-75
01-30-68	at Texas Wesleyan	W	113-109		02-23-88	Hardin-Simmons	L	87-88		01-09-14	ULM	W	83-79
02-02-70	West Texas A&M	W	88-84		12-30-89	vs. UNC Wilmington	L	64-66		02-01-14	at Georgia State	L	91-101
12-11-71	Hardin-Simmons	W	**** 118-117		12-11-92	vs. Gonzaga	W	** 95-87		03-06-14	at Troy	W	** 87-86
01-10-72	at Butler	W	87-82		12-11-93	TAMU-Commerce	W	** 100-97		12-01-15	at Texas	L	73-80
02-26-72	Lamar	W	96-92		12-29-93	at Chaminade	L	91-92		01-16-16	at South Alabama	L	85-88
12-23-72	Hardin-Simmons	W	81-76		11-29-95	Grambling State	L	82-86		02-18-16	Louisiana	W	84-83
01-18-73	Centenary	W	74-72		01-15-97	Texas State	W	66-63		02-10-18	Texas State	W	70-68
02-15-73	West Texas A&M	W	** 87-85		01-30-97	McNeese State	W	69-67		12-21-18	at Cal Poly	W	75-70
01-11-75	at E. New Mexico	L	69-70		02-13-97	Sam Houston State	L	75-78		2-2-19	at rv Texas State	W	** 84-77
01-10-76	at Denver	W	99-97		12-28-98	at Sam Houston State	W	*** 124-123		2-23-19	ULM	W	** 91-86
01-12-77	North Texas	L	101-105		02-06-99	Stephen F. Austin	W	** 85-83		2-28-20	Texas State	L	*** 85-87
02-21-77	Louisiana Tech	W	92-90		11-22-99	at Arkansas	L	95-102		1-29-21	at Arkansas State	L	75-83
12-09-77	at Pepperdine	L	88-89		03-08-00	Northwestern State#	L	83-88		11-16-21	Abilene Christian	L	71-80
02-04-78	Louisiana Tech	L	** 77-79		01-27-01	Sam Houston State	W	94-86		12-30-21	South Alabama	W	89-87
01-12-80	North Texas	W	** 99-97		02-10-01	UTSA	W	86-77		1-8-22	at Georgia Southern	L	73-74
01-28-80	McNeese State	L	** 97-98		03-07-01	at Sam Houston State#	L	** 98-103		1-15-22	ULM	L	55-62
02-11-80	at Louisiana	L	79-86		12-20-01	at SE Louisiana	W	69-60		1-22-22	at Little Rock	L	*** 96-98
02-13-80	at McNeese State	W	71-69		01-02-02	Oral Roberts	W	83-77		2-12-22	at Louisiana	W	80-77
12-18-80	Centenary	W	81-78		03-07-03	ULM	W	** 85-84		2-25-23	Utah Tech	W	71-69
01-31-81	Lamar	L	84-89		01-22-05	ULM	W	80-76		<div>* Indicates How Many Overtimes If More Than One # Southland Conference Tournament</div> <div>ALL-TIME OVERTIME RECORDS: TOTAL: 92 Games (48-44) 1 OT: 68 Games (35-33) 2 OT: 19 Games (10-9) 3 OT: 4 Games (2-2) 4 OT: 1 Games (1-0)</div>			
02-20-82	at Arkansas State	W	60-58		12-17-05	at San Diego	W	94-91					
01-13-83	Texas Southern	L	** 102-104		03-07-06	at Sam Houston State#	L	** 84-86					
02-10-83	at North Texas	L	98-105		11-18-06	at TCU	L	** 89-97					
12-05-83	Missouri State	W	63-58		01-11-07	at Nicholls	L	81-83					
02-02-84	ULM	L	71-74		12-17-07	at TCU	L	74-77					
02-09-85	ULM	W	75-74		01-10-08	at Central Arkansas	L	68-70					
					01-17-09	at UTSA	W	** 100-97					
					11-18-09	North Texas	L	** 99-101					
					01-05-10	Utah Valley	W	90-85					

PROGRAM MILESTONE VICTORIES

Win 1 – UT Arlington 70, East Central Okla. 57 – 11/24/59

In their first game at the NCAA level, the Mavericks got 27 points from Ed Russell to defeat the Tigers.

Win 50 – UT Arlington 82, Bishop College 78 – 12/30/65

The Mavericks defeated Bishop College in the third-place game of the Cotton Bowl Classic.

Win 100 – UT Arlington 95, South Dakota State 81 – 12/6/71

Mark Burden scored 21 points and pulled down a then-record 17 rebounds. The win propelled UT Arlington to its most-ever victories in the SLC.

Win 150 – UT Arlington 81, Houston Baptist 69 – 12/7/77

The victory ended the longest losing streak in UT Arlington history at 21 games.

Win 200 – UT Arlington 93, Louisiana 83 – 2/21/81

Arguably the best Maverick squad ever, UT Arlington defeats a tough Ragin' Cajun side that propels the team to its first appearance in the NIT.

Win 250 – UT Arlington 74, San Francisco 65 – 12/21/85

UT Arlington defeats the Dons in the consolation game of the Albertsons Classic in Boise, Idaho.

Win 300 – UT Arlington 108, at Nicholls 84 – 1/2/91

Leonard Wilson scores 31 points and program all-time leading scorer Willie Brand adds 22. The victory starts an eight-game winning streak for the Mavs.

Win 350 – UT Arlington 70, North Texas 68 – 1/15/94

Trailing by three points at halftime, the Mavericks rally to defeat the Mean Green. The victory snaps a six-game losing streak.

Win 400 – UT Arlington 87, at Air Force 78 – 12/19/98

The Mavericks scored 52 points in the second half to erase a halftime deficit in Colorado Springs, Colo.

Win 450 – UT Arlington 81, Texas Wesleyan 65 – 11/30/02

The victory is UT Arlington's ninth straight versus the crosstown-rival Rams.

Win 500 – UT Arlington 87, UT Tyler 72 – 12/22/05

Brady Dawkins registers 15 points and seven assists in the victory over the Patriots.

Win 550 – UT Arlington 75, Utah Valley 64 – 1/3/2009

The Mavs end a five-game skid against Utah Valley behind 17 points from Ryan Toolson

Win 600 – UT Arlington 91, Lamar 82 – 1/14/2012

UTA wins its seventh in a row, on the way to a 16-game winning streak and 15-1 SLC record.

Win 650 – UT Arlington 87, Houston Baptist 69 – 12/22/2014

Jamel Outler drained seven 3-point field goals to help the Mavs move to 3-1 on the season with a homecoming victory.

Win 700 – UT Arlington 89, South Alabama 83 – 1/16/2017

The Mavs used a 16-point 2nd-half run then held off the Jaguars in Mobile, Ala.

Win 750 – UT Arlington 67, Georgia Southern 58 – 3/16/2019

UTA closed the Sun Belt Tournament semifinal matchup on a 10-0 run after Georgia Southern took a 58-57 lead with 5 minutes remaining in regulation and advanced to the Sun Belt Tournament Final for the second-straight year.

2023-24 UTA MEN'S BASKETBALL SPEED CHART



AARON CASH
GR | G | 6-6 | 210
San Francisco, CA



PHILLIP RUSSELL
JR | G | 5-10 | 165
St. Louis, MO




MAKAIH WILLIAMS
FR | G | 6-1 | 185
Long Beach, CA



DAJUAN GORDON
GR | G | 6-5 | 195
Chicago, IL




AKILI VINING
GR | G | 6-2 | 185
Fort Worth, TX



BRANDYN TALBOT
JR | G | 6-5 | 181
Toronto, Ontario



DWAYNE KOROMA
R-SO | F | 6-8 | 205
Berlin, Germany



FREDS PAULS BAGATSKIS
SO | F | 6-8 | 180
Riga, Latvia



KADE DOUGLAS
FR | G | 6-2 | 170
Lancaster, TX



SHEMAR WILSON
SR | F | 6-9 | 215
Avondale, AZ




STERLING GASTON-CHAPMAN
JR | G | 6-4 | 218
Wichita, KS



DARRIUS MILES
JR | C | 6-10 | 250
Oak Cliff, TX




FABIO BASILI
SO | G | 6-4 | 175
Orlando, FL



2: muh-KIGH
3: deja-juan
4: uh-KEEL-ee VINE-ing
5: brand-IN
11: kuh-rome-uh
12: fred paul buh-GAT-skis
22: shuh-marr
23: gas-TUN
30: fah-bee-oh buh-silly




KT TURNER
HEAD COACH
1st Season



SEAN STOUT
ASST. COACH



JEREMY POPE
ASST. COACH



KEITH PICKENS
ASST. COACH



CODY SAN MIGUEL
ASST. COACH



DOUG COMPTON
ASST. COACH




MIKE BUHMEYER
STRENGTH COACH



ROYAL MILTON III
TRAINER



DERRICK OBASOHAN
GRAD ASST.



SEAN KOSTECKI
GRAD ASST.



MAX BRANDT
ANALYTICS



JASON MacBAIN
ASSOCIATE AD



RACHAEL MORGAN
ADMIN. ASST.