

UT ARLINGTON

BASKETBALL



Associate AD for Brand Advancement: Jason MacBain ✕ 315.750.0236 ✕ jason.macbain@uta.edu ✕ @JaBain

SCHEDULE ✕ RESULTS

3-2 0-0 3-0 0-2 0-0

OVERALL WAC HOME AWAY NEUTRAL

NOVEMBER (3-2) CST ✕ RESULT

6 Oral Roberts W, 75-71

11 UT Tyler W, 95-64

16 @ New Mexico L, 82-80

19 @ #3 Arizona L, 101-56

22 Alcorn State W, 82-69

25 Texas State ESPN+ 2 PM

29 Abilene Christian ESPN+ WAC 7 PM

DECEMBER (0-0)

2 @ Grand Canyon ESPN+ WAC 7 PM

6 UNT Dallas ESPN+ 4 PM

16 Air Force (FORT WORTH-DICKIES ARENA) | ESPN+ 4 PM

21 @ Texas Tech ESPN+ 1 PM

23 @ North Texas ESPN+ 1 PM

JANUARY (0-0)

1 @ Texas LONGHORN NETWORK TBA

4 @ Tarleton State ESPN+ WAC 7 PM

6 @ Stephen F. Austin ESPN+ WAC 2 PM

11 Utah Valley ESPN+ WAC 7 PM

13 Seattle U ESPN+ WAC 2 PM

18 UT Rio Grande Valley ESPN+ WAC 7 PM

20 @ Abilene Christian ESPN+ WAC 3 PM

27 Grand Canyon ESPN+ WAC 2 PM

FEBRUARY (0-0)

1 @ Southern Utah ESPN+ WAC 7:30 PM

3 @ Utah Tech ESPN+ WAC 4 PM

8 @ California Baptist ESPN+ WAC 9 PM

10 Stephen F. Austin ESPN+ WAC 2 PM

15 Tarleton State ESPN+ WAC 7 PM

17 @ UT Rio Grande Valley ESPN+ WAC 6:30 PM

22 Southern Utah ESPN+ WAC 7 PM

24 Utah Tech ESPN+ WAC 2 PM

29 @ Seattle U ESPN+ WAC 9 PM

MARCH (0-0)

2 @ Utah Valley ESPN+ WAC 3 PM

7 California Baptist ESPN+ WAC 7 PM

WAC TOURNAMENT (LAS VEGAS, NV ✕ ORLEANS ARENA)

13 First Round #5 vs. #8 | #6 vs. #7 TBA

14 Quarterfinals #5/8 vs. #4 | #6/7 vs. #3 TBA

15 Semifinals #5/8/4 vs. #1 | #6/7/3 vs. #2 TBA

16 Final TBA



UT ARLINGTON (3-2) ✕ TEXAS STATE (2-4)

Arlington, TX ✕ College Park Center (7,000)

ESPN+ ✕ Ron Thulin ✕ Ty Ellis

102.5 FM | 620 AM ✕ The Varsity Network ✕ Josh Sours

All-Time Series: UTA Leads, 41-38 (More: Page 2)



KT TURNER: 3-2 (1ST SEASON) ✕ HEAD COACHES ✕ TERENCE JOHNSON: 57-38 (4TH SEASON)

THE OPENING TIP(S)

⇒ This will represent the 80th all-time meeting between UTA and Texas State, which will mark the most-played opponent in Maverick history (currently tied with McNeese at 79).

⇒ UTA is coming off an 82-69 win over Alcorn State on Wednesday in which the Mavs trailed for just 26 seconds the entire game. After going down, 48-46, with 13:30 left, the Mavs used an extended 19-5 run to create a 65-53 lead which eventually grew to as much as 17.

⇒ True freshman Kade Douglas came off the bench to score a team- and career-high 20 points on the strength of six 3-pointers. Four of those came in the 2nd half as 10 of Douglas's team-leading 13 triples this year have occurred in the final period. **He leads UTA in 2nd-half scoring with 8 points per contest** despite playing only 9.6 minutes in the closing stanza.

⇒ Also against Alcorn State, Akili Vining finished with 7 points, 5 rebounds, 8 assists and 0 turnovers. **He is the first player in the nation to finish with at least those totals coming off the bench since Feb. 26, 2022**; dating back to 2017, only seven other players in the country have registered that stat line against a Division-I opponent. Additionally, since at least 2010, Vining is just the fourth UTA player to have at least 8 assists and 0 turnovers versus a D-I foe, joining Javon Levi, Brian Warren and Erick Neal.

PROBABLE STARTERS

TWEETABLES



2 MAKIAH WILLIAMS

Fr. ✕ G ✕ 6-1 ✕ 165

Long Beach, CA ✕ Future College Prep
8.2 PPG, 3 APG This Season



5 BRANDYN TALBOT

Jr. ✕ G ✕ 6-5 ✕ 181

Toronto, ON ✕ Dream City Christian
Season-High 12 PTS, Four 3s vs. Alcorn



3 DAJUAN GORDON

Gr. ✕ G ✕ 6-6 ✕ 196

Chicago, IL ✕ New Mexico State
Double-Doubles In 1st 3 Games



11 DWAYNE KOROMA

R-So. ✕ F ✕ 6-8 ✕ 205

Berlin, Germany ✕ Salt Lake CC
D-I Career-High 12 PTS vs. Alcorn



22 SHEMAR WILSON

Jr. ✕ F ✕ 6-9 ✕ 215

Avondale, AZ ✕ Phoenix College
14 PTS, 12 RBS vs. Alcorn

1) UTA has already scored 75+ points three times this year against D-I competition; the Mavs accomplished that feat just three times all of last regular season. Furthermore, UTA has tallied 80+ in regulation twice already; that occurred three times total in the previous two regular seasons.

2) The Mavs had 24 assists on 29 made field goals against Alcorn State – just the second time since 2010 that UTA has had at least 24 assists on fewer than 30 makes (24 on 27 against Loyola Marymount on Nov. 11, 2017).

3) Dwayne Koroma became UTA's eighth-different player already this year to register double-figure points in a game with a D-I career-high 12 against Alcorn State.

4) Wilson notched his second double-double of the campaign with 14 points and 12 rebounds versus Alcorn; he has four contests of 10+ rebounds in five opportunities this season.

ABOUT TEXAS STATE



The complete game-by-game series history can be found on page 27.

SERIES HISTORY -- UTA Leads, 41-38

UTA won 17 of the 20 meetings from 2012-20, but Texas State has claimed five of the last six contests since February of 2020; the UTA victory came on Jan. 27, 2022, in Arlington, 70-58.

⇒ This will be the 35th-straight season that UTA and Texas State square off. Last year's meeting came at Dickies Arena in Fort Worth, with the Bobcats pulling out a narrow 71-65 triumph. That game was the only one all year in which Texas State had a full roster of healthy players.

⇒ The two foes were both Southland Conference members in the 1980s (first-ever meeting was on Dec. 6, 1984) before moving to the Western Athletic Conference for the 2012-13 season and the Sun Belt Conference from 2013-22. The Bobcats remain in the Sun Belt; the Mavs re-joined the WAC last year.

⇒ Texas State is coming off a pair of losses to McNeese (59-48) and UTA fellow WAC member Southern Utah (74-67) at Louisiana Tech's multi-team event (MTE) on Tuesday and Wednesday.

⇒ Brandon Love has recorded 19 blocks so far this season to lead the Sun Belt and are tied for the most in the nation with Justice Ajogbor (Harvard) and Isaiah Cozart (Eastern Kentucky).

⇒ Tyrel Morgan paces the Bobcats with 14 points and 8 rebounds per game, but suffered an injury in the second game of the year and has not played since. Kaden Gumbs (10.7) and Love (10.3) are the other double-figure scorers for Texas State.

UTA NATIONAL RANKINGS

INDIVIDUALS

Offensive Rebounds: 3rd, Shemar Wilson: 4.6/gm
Double-Doubles: 10th, DaJuan Gordon: 3 Total
Defensive Rebounds: 12th, DaJuan Gordon: 8/gm
Rebounds: 23rd, Shemar Wilson: 10.2/gm
26th, DaJuan Gordon: 10/gm
3-Pointers Made: 28th, Kade Douglas: 3.3/gm

TEAM

Rebounds: 16th: 44.8/gm
3-Pointers Made: 25th: 10.2/gm
Offensive Rebounds: 26th: 15/gm
Rebound Margin: 28th: +10.2/gm
Assists: 31st: 18/gm

RARIFIED PLAYER OF THE WEEK AIR

With Shemar Wilson winning WAC Player of the Week on Monday and DaJuan Gordon on Nov. 13, the duo is the first set of UTA teammates to be named conference Player of the Week in the same season since 2017-18 when Kevin Hervey and Erick Neal both received the recognition when the Mavericks were in the Sun Belt Conference. Furthermore, since the WAC began issuing Player of the Week honors in 1982-83, this is just the sixth occurrence of the same school winning each of the season's first two awards:

1984-85: San Diego State

1998-99: New Mexico

1999-00: SMU

2015-16: New Mexico State

2017-18: Utah Valley

A KEY PIECE SITTING OUT: PHILLIP RUSSELL



- 2022-23 Ohio Valley First Team
- 2021-22 Ohio Valley Second Team
- 2021-22 Ohio Valley All-Newcomer Team
- Ranked 11th in the country in free throws made (173) and 26th in total assists (174) last year.
- Tied SEMO's D-I single-game scoring record not once, but twice, with a pair of 37-point outbursts.
- As a freshman, he scored 35 points, grabbed 10 rebounds and had five steals in a game, making him only the second D-I freshman in the previous 25 years to reach 35+ points, 10+ rebounds and 5+ steals in a game. The other belongs to three-time NBA All-Star and 1st Overall NBA Draft Pick Ben Simmons when he was at LSU in 2015.

Unfortunately for UTA, the Mavs will not have one of those key new pieces as Phillip Russell will sit this year out as a result of being a two-time Division-I transfer. The NCAA has publicly cracked down significantly this year across all sports in denying nearly all two-time D-I transfers immediate eligibility, and UTA's appeal of the decision was denied.

Russell began his career as a walk-on with Saint Louis in 2020-21, playing in eight games off the bench before transferring to Southeast Missouri where spent the past two seasons. In those two years he scored 1,019 points, including an 18.1 per-game average last year in leading SEMO to the NCAA Tournament and its first Ohio Valley Conference Championship in 23 years.

He led the OVC in total points (615) and assists (174) in 2022-23, becoming only the third OVC player in the last 25 years to pace the conference in points and assists in the same season. The other two were Murray State's Ja Morant (2018-19) and Cameron Payne (2014-15). Morant was the 2020 NBA Rookie of the Year and is a two-time NBA All-Star, while Payne was the 14th overall pick in the 2015 NBA Draft and currently plays for the Milwaukee Bucks.

MORE INFO ON RUSSELL: PAGE 15

RK	PLAYER	TEAM	POS	PPP	PTS
1	Divant'e Moffitt	IDHO	74	1.18	87
2	Drew Pember	UNCA	71	1.20	85
3	Kendric Davis	MEM	77	1.09	84
4	Markquis Nowell	KSU	73	1.10	80
5	PHILLIP RUSSELL	SEMO	75	1.05	79

Russell also scored the 5th-most 'clutch' points of any player in the nation last year, tallying 79 in the last five minutes of regulation or overtime.

Seven of those 79 came in the most clutch scenario possible as he scored all of SEMO's final seven points in an 89-82 overtime victory in the OVC Tournament Final against Tennessee Tech to clinch the Redhawks' NCAA Tournament berth.

HEAD-COACHING DEBUT WIN



⇒ In his head-coaching debut, **KT Turner** earned his first win on Nov. 6 as UTA overcame an 11-point 2nd-half deficit to claim a 75-71 win over an Oral Roberts team which won 30 games and played in the NCAA Tournament a season ago.

⇒ UTA's 75 points were its most in a season opener against a Division-I opponent since notching 85 against Loyola Marymount in 2017.

⇒ UTA shot just 34.8% versus ORU, and that was its worst in a win since 33.3% at Bradley on Dec. 16, 2016. Since 2010, there have now only been four games that UTA has won when shooting below 35%. Additionally, **it was the only game in the last 13 years that the Mavs won, scored at least 70 points and shot less than 35%.**

SCORING DEPTH

The Mavs have already had eight players reach double-figure points in a game this year. Below is a list of those double-figure players, their respective season highs and how many times they have led UTA in scoring:

Shemar Wilson ⁽²⁾	29
DaJuan Gordon ⁽¹⁾	24
Kade Douglas ⁽²⁾	20
Akili Vining	14
Brandyn Talbot	12
Dwayne Koroma	12
Makaih Williams	11
Freds Pauls Bagatskis	11

GORDON PLAYER OF THE WEEK

DaJuan Gordon was named the **WAC Player of the Week** on Nov. 13 after posting a pair of double-doubles in his UTA debut week, averaging 19 points, 12.5 rebounds, 3 steals and 2 assists. **Gordon is one of only two UTA players in program history to begin his tenure with the Mavs by posting three-straight double-doubles. The only other was Damon Johnson in 1994 (Nov. 26-Dec. 2). No player has ever had four-consecutive double-doubles to begin a UTA career.**

BY THE NUMBERS

2) Both Shemar Wilson (29 points, 11 rebounds) and DaJuan Gordon (13 points, 14 rebounds) recorded double-doubles at New Mexico on Nov. 16 to become the first UTA players since Nov. 28, 2020, to accomplish the feat.

3) The Mavs have had at least two players in three games already this year record double-figure rebounds. Prior to this season, the last time that occurred in any game was on Dec. 16, 2021, at Oral Roberts.

26) UTA had 26 assists on 34 made field goals versus UT Tyler. That was just the fourth time since 2010 that the Mavs had 26+ assists on 35 or fewer makes.

46) The Mavs shot 46% from the field and finished +9 in the rebounding column (45-36) at New Mexico, representing their only non-conference loss since 2010 when shooting at least 46% and posting at least +9 on the glass.

80) UTA lost a road non-conference game when scoring 80+ points for the first time since a 90-81 setback to Creighton on Dec. 18, 2017.

The win over ORU gave the Mavs 800 all-time D-I victories. UTA's inaugural NCAA campaign took place in 1959-60.

GETTING AFTER THE GLASS

⇒ The Mavs had three players secure double-figure rebounds versus Oral Roberts: Shemar Wilson (14), DaJuan Gordon (14) and Dwayne Koroma (11). **That marked just the second time since 1990 that UTA had three players with 10+ boards in a game (2016 vs. Arkansas State).**

⇒ In total, UTA pulled down 22 offensive rebounds against the Golden Eagles. That's the most against a Division-I foe since matching that total at Texas on Dec. 1, 2015. The last time a UTA team had more offensive boards was Feb. 26, 2011, with 23 versus Northwestern State.

UTA knocked down 17 3-pointers on Nov. 11 against UT Tyler to tie a single-game program record that had only been reached once before on Dec. 8, 2015, against Bradley. Those 17 triples are three more than any other WAC team has made this year.



MILESTONE REBOUND MARK

During his 14-rebound performance against Oral Roberts, **DaJuan Gordon** eclipsed 500 rebounds for his career. He entered the game needing just seven boards to reach the milestone mark, and now boasts 544 career rebounds across stops at Kansas State, Missouri, New Mexico State and UTA.



YEAR 10 FOR THE VOICE OF THE MAVS



Josh Sours is in his 10th year calling UTA men's basketball games on the radio. A 2013 UTA grad, Sours entered into the role for the 2014-15 season. Including a few fill-in roles in 2013-14, Sours has called 298 UTA men's basketball games.

UTA NAME, IMAGE & LIKENESS










⇒ opendorse.com/uta-mavericks

⇒ athletesthread.com

⇒ dreamcitysports.com

CHALLENGING NON-CONFERENCE SLATE

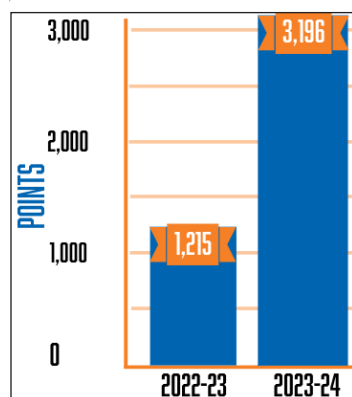
UTA's non-conference schedule consists of 11 games, nine of which are against Division-I opponents. Of those nine, six played in the postseason (NCAA Tournament or NIT) last year, six were ranked in the top 65 of the final NET (two in the top 10) and four won at least 28 games (two with at least 30).

	TEAM / RESULT	RECORD / NET	CONFERENCE	POSTSEASON	RESULT(S)
	Oral Roberts W, 75-71	30-5 (18-0 Summit) NET: 50	Summit League Regular Season & Tournament Champions	NCAA / #12 Seed	L (5) Duke, 74-51
	@ New Mexico L, 82-80	22-12 (8-10 MW) NET: 64	Mountain West Quarterfinals	NIT	L Utah Valley, 83-69
	@ #3 Arizona L, 101-56	28-7 (14-6 PAC-12) NET: 10	Pac-12 Tournament Champions	NCAA / #2 Seed	L (15) Princeton, 59-55
	Alcorn State W, 82-69	18-14 (15-3 SWAC) NET: 245	SWAC Regular Season Champions	NIT	L, North Texas, 69-53
	@ Texas Tech Dec. 21	16-16 (5-13 Big 12) NET: 62	Big 12 First Round	-----	-----
	@ North Texas Dec. 23	31-7 (16-4 C-USA) NET: 30	Conference USA Semifinals	NIT Champions	NIT Final 4: W, Wisconsin, 56-54 W, UAB, 68-61
	@ Texas Jan. 1	29-9 (12-6 Big 12) NET: 7	Big 12 Tournament Champions	NCAA / #2 Seed	W (15) Colgate, 81-61 W (10) Penn State, 71-66 W (3) Xavier, 83-71 L (5) Miami, 88-81

UTA and Abilene Christian are the only WAC members this season who have three games scheduled with Power-5 opponents (ACU: Oklahoma State, NC State, Arkansas).

A WHOLE LOTTA EXPERIENCE

AGE IS JUST A NUMBER



While the Mavs lost 10 of their 13 scholarship players from last year, the three returners were responsible for 31% of UTA's points and 33% of rebounds, but just 19% of assists and steals.

Over the final seven games last season, Brandyn Talbot made 19 3-pointers. In his first 20 games of the year versus Division-I competition, he knocked down 15 (38 total on the year when including four 3s versus non-D-I foes).

With returners Shemar Wilson, Aaron Cash and Brandyn Talbot, UTA has 10 players on this year's roster who have previous Division-I playing experience. Those 10 had combined to score 3,196 D-I points entering the season. As a team last year, UTA began the season with only 1,215 D-I points across six players.

1,036 → Phillip Russell

909 → DaJuan Gordon

396 → Shemar Wilson

332 → Aaron Cash

281 → Brandyn Talbot

142 → Sterling Gaston-Chapman

48 → Dwayne Koroma

27 → Fabio Basili

17 → Darrius Miles

8 → Freds Pauls Bagatskis

UTA has not one, but two, of the oldest players in Division-I men's basketball this season in Aaron Cash (24; turns 25 in December) and Akili Vining (24; turns 25 in April). Cash is the 7th oldest, while Vining is the 18th oldest. UTA and BYU are the only schools in the nation with two of the 20 oldest players:

- 1) Spencer Johnson (BYU) – Sept. 3, 1997
- 2) Jemarl Baker Jr. (New Mexico) – June 12, 1998
- 3) Jalen Jordan (Middle Tennessee) – June 19, 1998
- 4) Trevin Knell (BYU) – Sept. 26, 1998
- 5) Michael Hueitt, Jr. (Pittsburgh) – Oct. 2, 1998
- 6) Jermaine Cousnard (Oregon) – Nov. 25, 1998
- 7) **Aaron Cash (UT Arlington) – Dec. 6, 1998**
- 8) Drue Drinnon (Texas State) – Dec. 7, 1998
- 9) Brock Cunningham (Texas) – Dec. 13, 1998
- 10) Fardaws Aimaq (California) – Jan. 6, 1999
- 11) Parker Fox (Minnesota) – Feb. 20, 1999
- 12) Chuck O'Bannon Jr. (TCU) – Mar. 1, 1999
- 13) Gabe McGlothlin (Grand Canyon) – Mar. 3, 1999
- 14) Edoardo Del Cadia (Detroit) – Mar. 10, 1999
- 15) Jared Bynum (Stanford) – Mar. 16, 1999
- 16) Elijah Buchanan (NJIT) – Apr. 8, 1999
- 17) Qwanzi Samuels (IUPUI) – Apr. 13, 1999
- 18) **Akili Vining (UT Arlington) – Apr. 25, 1999**
- 19) Jeffery Armstrong (Southern Miss) – May 2, 1999
- 20) Moses Wood (Washington) – May 3, 1999



Akili Vining is one of just four players in the nation who are at a fifth different school, and he is one of just two from that group who are in their first year at a D-I institution.

Akili Vining: UT Arlington | 5th Team | 1st Year D-I | 6th Season

Malik Tidwell: Georgia Southern | 5th Team | 1st Year D-I | 5th Season

Adam Hess: NJIT | 5th Team | 3rd Year D-I | 6th Season

RayQuawndis Mitchell: Penn State | 5th Team | 4th Year D-I | 5th Season

WHAT'S IN A NAME



Yes, his full, legal name is **Sterling Lebron James Gaston-Chapman**. On July 8, 2003, Lebron James made his NBA Summer League debut. Ten days later, on July 18, Gaston-Chapman was born. Lebron – despite not yet having played in a regular season NBA game – was Gaston-Chapman's father, Les, favorite player.

Kansas Department of Health and Environment
Office of Vital Statistics
JUL 23 2003

115-
2003-022001

CERTIFICATE OF LIVE BIRTH

1. CHILD'S NAME FIRST MIDDLE LAST
STERLING LEBRON JAMES GASTON-CHAPMAN

2. DATE OF BIRTH (Month, Day, Year)
JULY 18, 2003

3. TIME OF BIRTH
7:47 AM

4. SEX
MALE

5. CITY, TOWN, OR LOCATION OF BIRTH
Wichita

6. COUNTY OF BIRTH
Sedgwick

7. PLACE OF BIRTH
☒ Hospital ☐ Freestanding Birthing Center ☐ Residence ☐ Clinic/Doctor's Office ☐ Other (Specify)

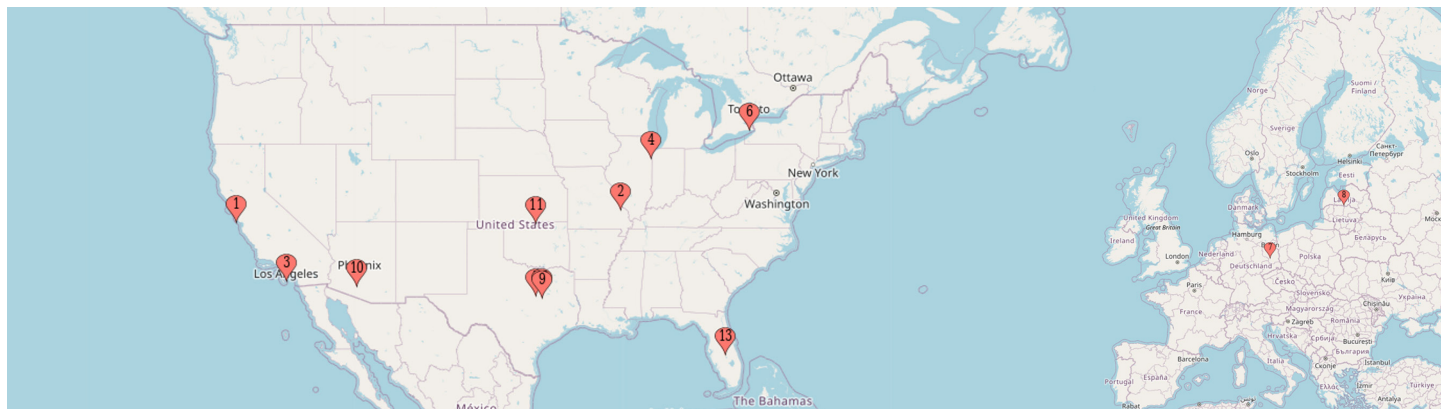
8. FACILITY NAME (if not institution, give street and number)
VIA CHRISTI RMC ST. JOSEPH CAMPUS

STERLING
LEBRON JAMES
GASTON-CHAPMAN



ROSTER DEMOGRAPHICS

UTA's 13-player roster is represented by four different countries (United States, Canada, Germany and Latvia) and seven different states (Texas, Florida, Illinois, Missouri, Kansas, California and Arizona). Freds Pauls Bagatskis is UTA's first-ever player who hails from Latvia, while Dwayne Koroma is the Mavs' first player from Germany.



AMONG THE WESTERN ATHLETIC CONFERENCE'S BEST

From 2015-16 to the start of this season, UTA boasts the 4th-best average annual NET/RPI ranking of all WAC members at #159. With a final ranking of #40 in 2016-17, UTA is responsible for the best single-year NET/RPI by any current WAC school over the past eight seasons. Additionally – in that same timeframe – UTA, is the only WAC institution without a single season NET/RPI above #250.

Team	2015-16	2016-17	2017-18	2018-19	2019-20	2020-21	2021-22	2022-23	Average
Grand Canyon	88	124	175	104	278	108	92	106	134
Stephen F. Austin	62	206	107	312	77	142	123	136	146
California Baptist				168	200	238	222	171	157
UT Arlington	107	40	112	160	129	242	236	249	159
Utah Valley	274	180	91	100	250	206	116	58	159
Abilene Christian	325	284	263	157	194	74	121	204	202
Tarleton State						235	214	165	205
Seattle U	285	272	190	201	226	236	129	142	209
Southern Utah	336	341	249	258	184	122	164	113	221
Utah Tech						314	273	158	248
UTRGV	335	315	234	185	260	282	307	259	272
SOUTHLAND CONFERENCE	SUN BELT CONFERENCE		BIG SKY CONFERENCE		DIVISION-II MEMBER				

STATISTICAL TRENDS

UTA'S RECORD WHEN...

Monday	1-0
Tuesday	0-0
Wednesday	1-0
Thursday	0-1
Friday	0-0
Saturday	1-0
Sunday	0-1
Leading At Halftime	2-0
Trailing At Halftime	1-2
Tied At Halftime	0-0
Leading With 5 Minutes Left	2-0
Trailing With 5 Minutes Left	1-2
Tied With 5 Minutes Left	0-0
Shooting 40% FG Or Better	2-1
Shooting Less Than 40% FG	1-1
Opponent 40% FG Or Better	1-2
Opponent Less Than 40% FG	2-0
Shooting Better FG% Than Opponent	2-1
Shooting Worse FG% Than Opponent	1-1
Shooting Better 3-FG% Than Opponent	2-1
Shooting Worse 3-FG% Than Opponent	1-1
Outrebounding Opponent	3-1
Outrebounded By Opponent	0-1
Rebounds Tied	0-0
More Turnovers Than Opponent	2-2
Fewer Turnovers Than Opponent	0-0
Same Turnovers As Opponent	1-0

UTA'S POINT TOTAL...

35-49 Points	0-0
50-59 Points	0-1
60-69 Points	0-0
70-79 Points	1-0
80-89 Points	1-1
90-99 Points	1-0
100+ Points	0-0

GAMES DECIDED BY...

1-5 Points	1-1
6-9 Points	0-0
10-19 Points	1-0
20+ Points	1-1

WIN-LOSS COMPARE

UTA's statistical averages in its wins and losses this season:

STAT	Ws (3)	Ls (2)
PPG	84	68
PPG ALLOWED	68	91.5
FG% ALLOWED	38.5	47.9
APG	21.3	13
TOs/Game	12.7	16


Please refer to the University of Texas at Arlington as **UT Arlington**. UTA is acceptable on second reference. Using Texas-Arlington, UT-Arlington or any other form is incorrect.

RARE OFFENSIVE GLASS PERFORMANCE

Against North Texas last season on Dec. 6, Shemar Wilson grabbed eight rebounds, and all of them were offensive. Over the last seven seasons – since the start of the 2016-17 campaign – Wilson is one of just seven players in the nation to secure at least eight offensive rebounds and zero defensive boards in a game.



SLEEPING ON US?



While UTA was picked to finish 8th by WAC coaches in the league's preseason poll, the highly respected Field of 68 Almanac has the Mavs ranked 4th in its preseason poll behind only, in order, Grand Canyon, Stephen F. Austin and Seattle U.



Additionally, in the Field of 68 Almanac, an anonymous WAC coaches poll predicts UTA as the 'Sleeper Team' in the league.

LOCKING IN ON 'D' AND THE GLASS

68.4

UTA held opponents to just 68.4 points per game last year, which was tied for the 4th fewest in program single-season history:

62.7: 2002-03
62.8: 2012-13
67.6: 1989-90
68.4: 2019-20

33.7

UTA finished with a +2.2 rebound margin last season as the Mavs limited opponents to only 33.7 rebounds per game last season to rank tied for the 4th fewest in single-year program lore:

31.6: 2002-03
31.7: 2003-04
32.6: 1988-89
33.7: 1987-88

2023 FIBA U20 EUROPEAN CHAMPIONSHIP



This past summer, Freds Pauls Bagatskis represented Latvia at the 2023 FIBA U20 European Championship, Division B, in Skopje, North Macedonia.

He averaged a team-high 17.3 points in only 22 minutes per game across seven contests (3-4 team record), shot 44.3% from 3-point range and made a tournament-high 27 triples.

Bagatskis scored 41 points on 10-14 from 3-point range in just 19 minutes of action in a 99-57 win against Albania on July 12. **The 41 points were the 2nd-most all-time in any Latvian national team game, and the 10 3s represented the all-time Latvian single-game record.**

Versus Finland on July 8, he scored 29 points on the strength of 8-13 from 3. At the time, those eight triples were the 2nd most in Latvian history.

PLAYERS NOT RETURNING FROM LAST SEASON

Player	REASON (NOTES)
Chendall Weaver	Transferred To Texas (WAC Freshman of the Year)
Brandon Walker	Transferred To Montana State (6.6 PPG, 4.3 RPG)
Kyron Gibson	Transferred To Drake (Team-Best 11.2 PPG)
Shaysten Cornish	Walk-On (Preseason Knee Injury)
Damonze Woods	Mutual Parting (2.5 PPG, 1.7 RPG)
Cash Clayton	Walk-On (Mutual Parting)
Pedro Castro	Graduated (Now Working For The FBI)
Dario Domingos	Transferred To Tarleton State (3.7 PPG, 2.3 RPG)
Montez Young Jr.	Transferred To Texas Wesleyan (2.7 PPG, 3.2 RPG)
Marion Humphrey	Transferred To Texas A&M-Corpus Christi (6.8 PPG, 2.6 RPG)



WESTERN ATHLETIC CONFERENCE STANDINGS [ENTERING 11/24]

#	SCHOOL	WAC	WAC Pts	OVERALL	WIN%	STRK
1	California Baptist	0-0	---	4-1	.800	W2
2	Grand Canyon	0-0	---	3-1	.750	L1
3	Stephen F. Austin	0-0	---	4-2	.667	L1
	Tarleton State	0-0	---	4-2	.667	W2
5	UT Arlington	0-0	---	3-2	.600	W1
	Seattle U	0-0	---	3-2	.600	W1
	Utah Valley	0-0	---	3-2	.600	L1
8	Abilene Christian	0-0	---	3-3	.500	L1
	Utah Tech	0-0	---	2-2	.500	W1
10	UT Rio Grande Valley	0-0	---	2-3	.400	W1
	Southern Utah	0-0	---	2-3	.400	W1

2023-24 PRESEASON COACHES POLL

Rank	Team (1st-Place Votes)	Points
1	Grand Canyon (9)	99
2	Stephen F. Austin (2)	87
3	Seattle U	86
4	Utah Valley	61
5	Abilene Christian	60
6	Tarleton State	49
7	California Baptist	47
8	UT Arlington	43
9	Southern Utah	26
	UT Rio Grande Valley	26
11	Utah Tech	21

New Mexico State and Sam Houston moved from the WAC to Conference USA on July 1, 2023.

PRESEASON ALL-WAC TEAM

PRESEASON PLAYER OF THE YEAR

Ray Harrison × Jr. × G × Grand Canyon

Ray Harrison × Jr. × G × Grand Canyon
 Gabe McGlothan × R-Sr. × F × Grand Canyon
 Cameron Tyson × R-Sr. × G × Seattle U
 Sadaidriene Hall × Jr. × F × Stephen F. Austin
 Drake Allen × Jr. × G × Utah Valley

SEEDING SYSTEM IS BACK

Once again this season, the WAC résumé-seeding system will determine how the eight teams at the WAC Tournament will be seeded (denoted by WAC Points in the table at the top of the page; higher point total = a better seed).

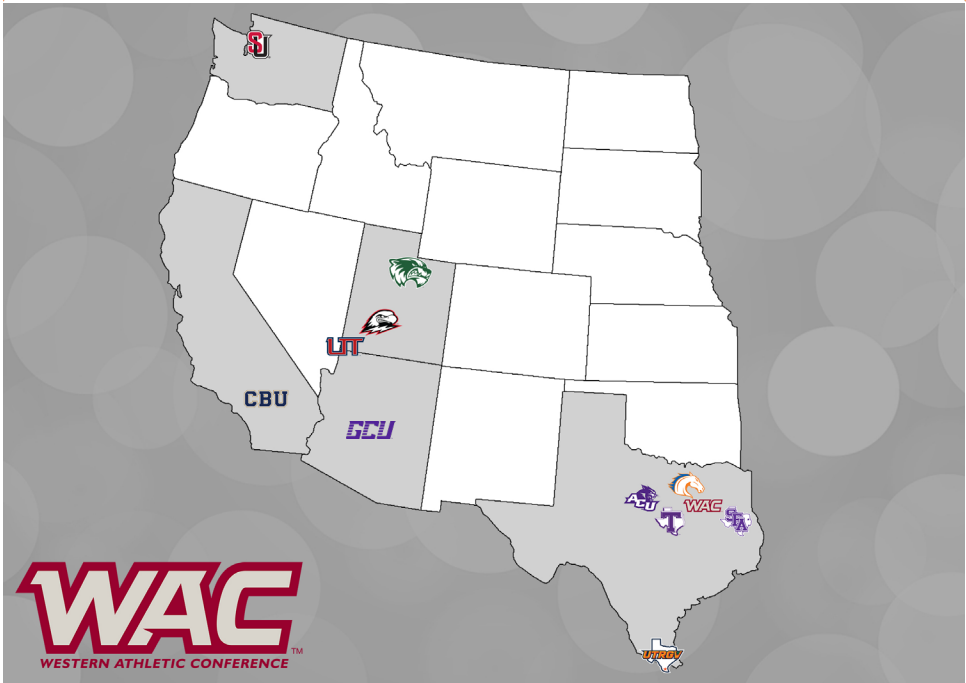
The WAC has sent at least two teams to the NCAA Tournament in 28 of the past 47 seasons. In an effort to continue enhancing its at-large prospects and protecting top seeds in March, the résumé-seeding system was introduced for the first time in 2022-23.

An algorithm will rate performance against all Division-I teams faced in the regular season, not just conference play. That will rank teams for the conference postseason tournament. Using this résumé-seeding system, teams will receive more credit for scheduling and playing stronger opponents than weaker ones. This should help the WAC have higher NET rankings, a key-criteria used by the NCAA basketball selection committees.

WAC Commissioner Brian Thornton and WAC Associate Commissioner of Basketball Drew Speraw worked with Ken Pomeroy of kenpom.com to put together the formula.

The seeding will be updated daily, and the first edition this year is scheduled to be unveiled in early December.

BACK TO THE (NEW-LOOK) WESTERN ATHLETIC CONFERENCE



2012-13 WAC MEMBERSHIP (Current Affiliation)

Denver (<i>Summit League</i>)
Idaho (<i>Big Sky Conference</i>)
Louisiana Tech (<i>Conference USA</i>)
New Mexico State (<i>Conference USA</i>)
San Jose State (<i>Mountain West Conference</i>)
Seattle U
Texas State (<i>Sun Belt Conference</i>)
Utah State (<i>Mountain West Conference</i>)
UT Arlington
UTSA (<i>American Athletic Conference</i>)

2022-23 WAC MEMBERSHIP

Abilene Christian
California Baptist
Grand Canyon
Seattle U
Southern Utah
Stephen F. Austin
UT Arlington
Tarleton State
UT Rio Grande Valley
Utah Tech
Utah Valley

11 Last year, the WAC ranked as the 11th best men’s basketball conference in the country (out of 32, and ahead of the typical multi-bid Atlantic 10 Conference).



In October of 2022 the WAC officially relocated its conference headquarters to the city of Arlington, less than five miles from UTA’s campus. The WAC had been anchored in Denver for all but a brief stretch of its initial 60 years of existence.

MAKING EZ WURK OF THINGS



True freshman **Makaih Williams** has his own **Christian and sports-inspired clothing line** that he started his junior year of high school named **EZ WURK**. The name of the company is an ode to a basketball player getting hot and making 'easy work' of his opponent, but then he put his own twist on it:

EZ = Mastery
W = Work
U = Understanding
R = Repetition
K = Knowledge

AN ARTIST AT WORK

Outside of basketball, **art is arguably Aaron Cash's biggest passion**. Originally his artistry started by drawing, but that has since evolved into painting, sculpting and graphic design. If it's an off day and he's not in the gym, there's a good chance he's using his 'down time' to create more artwork.



A painted self portrait.



An African art sculpture depicting how he envisions his future child.

MAVS IN THE PROS



UTA's all-time leading rebounder (921) and 2nd-leading scorer (1,783), Kevin Hervey became the first, and to this day only, Maverick to play in an NBA game when he appeared for the Oklahoma City Thunder on Dec. 26, 2019, versus the Memphis Grizzlies.

He played in 10 games with OKC in 2019-20, including three in the COVID Bubble in Orlando, scoring an NBA career-best eight points against the Phoenix Suns on Aug. 10. An Arlington native, Hervey was drafted by the Thunder with the 57th pick in the 2nd Round in 2018. He was the 4th all-time UTA player selected in the draft and the first since the NBA reduced the number of rounds to just two in 1989. Paul Renfro

became UTA's first-ever draft pick when he was taken in the 9th round (181st overall) by the Utah Jazz in 1980. Two Mavericks were selected in 1982 – both by the Dallas Mavericks. Ralph McPherson was selected in the 9th round (188th) and Albert Culton picked in the 10th round (209th).

FORMER MAVS CURRENTLY PLAYING PROFESSIONALLY

David Azore '22	Pyrinto	Finland
Javon Levi '22	Dubrovnik	Croatia
Lazaro Rojas '22	Sport Club Corinthians Paulista	Brazil
Jabari Narcis '20	Ehime OV	Japan
Kevin Hervey '18	Reggio Emilia	Italy
Johnny Hamilton '18	Bursaspor	Turkey
Erick Neal '18	CSM Oradea	Romania
Jalen Jones '17	Tatui/AABT	Brazil
Jorge Bilbao '17	Fuenlabrada	Spain
Karol Gruszecki '13	PGE Spojnia Stargard	Poland

THE LAST TIME

A MAVERICKS' PLAYER...

Scored 40 Or More Points

..... 43, Stephen Barber at UTSA, 2/24/02

Scored 30 Or More Points

..... 36, David Azore vs. Appalachian State, 2/5/22

Totaled 20 Or More Rebounds

..... 22, Jermaine Griffin vs. UT Permian Basin, 12/1/05

Totaled 15 Or More Rebounds

..... 16, Shemar Wilson vs. Hardin-Simmons, 11/15/22

Totaled 10 Or More Assists

..... 12, Kyron Gibson vs. UT Rio Grande Valley, 1/19/23

Recorded A Double-Double (Points/Rebounds)

..... Shemar Wilson (14/12) vs. Alcorn State 11/22/23

Recorded A Double-Double (Points/Assists)

..... Javon Levi vs. Louisiana (14/10), 1/13/22

Recorded A Triple-Double (Points/Rebounds/Assists)

..... Javon Levi vs. Louisiana (14/10/10), 1/13/22

..... Erick Neal Has The Only Other Two Triple-Doubles In Program History:

..... vs. UT Dallas (10/10/13), 11/27/17

..... at ULM (27/10/12), 1/28/16

THE MAVERICKS' TEAM...

Played An OT Game W, 71-69 vs. Utah Tech 2/25/23

Scored 100+ Points W, 100-59 vs. Hardin-Simmons 11/15/22

Allowed 100+ Points L, 56-101 at #3 Arizona 11/19/23

Had 60 Or More Rebounds 63 vs. Howard Payne 11/28/22

Had 25 Or More Assists 26 vs. UT Tyler 11/11/23

Had 15 Or More Steals 19 vs. Southwestern 11/12/22

UTA vs. AP TOP-25 TEAMS

Nov. 19, 2023	at #3 Arizona	L	56-101
Nov. 19, 2019	at #8 Gonzaga	L	66-72
Nov. 17, 2019	at #14 Oregon	L	47-67
Dec. 18, 2018	at #8 Gonzaga	L	55-89
Dec. 18, 2017	at #25 Creighton	L	81-90
Nov. 21, 2017	at #25 Alabama	L	76-77
Dec. 8, 2016	at #12 Saint Mary's	W	65-51
Dec. 2, 2014	at #6 Texas	L	53-63
Nov. 25, 2014	at #1 Kentucky	L	44-92
Nov. 19, 2013	at #4 Kentucky	L	76-105
Dec. 19, 2012	at #24 Oklahoma State	L	44-69
Nov. 23, 2011	at #9 Baylor	L	65-75
Dec. 29, 2010	at #3 Kansas	L	57-82
Dec. 20, 2008	at #21 Baylor	L	76-79
Mar. 21, 2008	vs. #2 Memphis#	L	63-87
Dec. 3, 2005	at #2 Texas	L	55-93
Dec. 15, 2004	at #14 Texas	L	70-85
Jan. 2, 2004	at #19 Texas	L	79-99
Nov. 27, 2002	at #3 Texas	L	45-76
Nov. 18, 1997	at #19 Oklahoma	L	63-81
Dec. 20, 1994	at #21 New Mexico State	L	63-102
Dec. 28, 1993	vs. #14 Connecticut+	L	72-112
Dec. 21, 1992	at #17 Nebraska	L	95-116
Nov. 23, 1991	at #14 Utah	L	57-58
Dec. 6, 1986	at #11 Oklahoma	L	76-101
Feb. 7, 1985	at #14 Louisiana Tech	L	61-86
Jan. 12, 1985	vs. #14 Louisiana Tech	L	65-76
Feb. 12, 1973	vs. #13 UL Lafayette	~ L	96-111
Jan. 13, 1973	at #13 UL Lafayette	~ L	73-79
Dec. 18, 1970	vs. #19 Drake*	L	83-102
Dec. 4, 1970	at #18 Long Beach State	L	57-102
Dec. 1, 1970	at #15 New Mexico State	L	82-107
Feb. 26, 1970	vs. #15 Houston	L	84-102
Dec. 4, 1969	at #20 Houston	L	70-88
Feb. 22, 1968	at #1 Houston	L	75-130

OVERALL: 1-34 | HOME: 0-3 | AWAY: 1-28 | NEUTRAL: 0-3

NCAA Tournament | ~ Hilo, Hawai'i | ~ UL Wins Later Vacated | * Fort Worth, TX

For weekly player updates, visit: utamavs.us/mbbpros

#EmptyTheTank

HOME-COURT ADVANTAGE

UTA celebrated the 10-year anniversary of the College Park Center on Feb. 5, 2022, against Appalachian State. The CPC opened on Feb. 1, 2012, with the Mavs capping a men's and women's doubleheader with a 67-66 victory over UTSA in front of a then-school-record crowd of 6,228.


CPC ATTENDANCE HIGHS

1)	6,421	11/16/12	MBB vs. Oklahoma
2)	6,336	3/22/17	MBB vs. CSU Bakersfield (NIT)
3)	6,228	2/1/12	M/WBB vs. UTSA
4)	6,186	1/24/19	WBB vs. Georgia Southern
5)	6,105	12/3/15	MBB vs. North Texas
6)	5,714	1/16/20	WBB vs. Louisiana
7)	5,390	3/20/17	MBB vs. Akron (NIT)
8)	5,272	2/11/12	MBB vs. Texas State
9)	5,033	1/23/16	MBB vs. Little Rock
10)	5,011	2/9/17	WBB vs. Little Rock

UTA won its 100th all-time game at the College Park Center with a 62-57 victory over Troy on Jan. 1, 2022.

YEAR	RECORD	PERCENTAGE
2011-12	4-0	1.000
2012-13	7-8	.467
2013-14	9-5	.643
2014-15	9-5	.643
2015-16	13-2	.867
2016-17	14-1*	.933
2017-18	13-2	.867
2018-19	9-5	.643
2019-20	8-8	.500
2020-21	9-4	.692
2021-22	8-4	.667
2022-23	6-8	.429
2023-24	3-0	1.000
TOTAL	112-52	.683

* Tied for the most home wins in single-season program history along with 2007-08. The only loss was a four-point setback to Cal State Bakersfield in the NIT Quarterfinals.




ABOUT THE CPC

The Mavericks have called the beautiful College Park Center home since the 7,000 all chair-back seat multi-purpose arena opened in 2012. The \$78 million project broke ground on March 5, 2010, and opened less than two years later. The arena is part of a 20-acre section of campus known as the College Park District, which includes a residence hall, student apartments, a 4.62 acre park, restaurants and three parking garages. The arena features 4,055 lower bowl seats, in addition to a 2,800-square-foot hospitality suite. A distinctive feature is a center hung 4-sided Daktronics LED scoreboard with an additional end zone LED display, ribbon displays and scorer's table. The lower concourse contains sports medicine facilities, two full-sized practice courts, a 2,500-sq-ft weight room, a press center, an academic support study center and coaches' office suites. In addition to UTA basketball and volleyball games, the facility hosts a variety of concerts, speaking engagements and other events. **The WNBA's Dallas Wings also call College Park Center home during their season.**



TEXAS HALL -- THE HOME BEFORE COLLEGE PARK CENTER



Prior to the College Park Center, the Mavs called Texas Hall home – which was one of most unique venues in all of college athletics. Opened on Oct. 18, 1965 – with the first-ever performer being Louis Armstrong – the initial basketball game was contested on Dec. 1 that same year against East Texas State.

The on-campus proscenium theater, which is still in use today, put the Mavs and their opponent on an elevated stage with 600 bench seats on the back of the stage and the remainder of the 4,200 capacity in theater-style seating on the other side of the court separated into a lower level and balcony section.

In 1997, Sports Illustrated named Texas Hall as "The Best Place In America To Watch College Basketball." For the final 12 years in which games were played in Texas Hall, they were contested on the floor which was used at the 1999 Men's Final Four at Tropicana Field in St. Petersburg, Fla. **UTA accumulated a 351-222 (.613) all-time record on "The Stage" from 1965-2012.**

ABOUT UT ARLINGTON

GENERAL INFORMATION

Location.....	Arlington, Texas
Enrollment.....	48,000
Founded.....	1895
Conference Affiliation.....	Western Athletic Conference (WAC)
President.....	Jennifer Cowley (2nd Year)
Director Of Athletics.....	Jon Fagg (2nd Year)

HISTORY

First NCAA Season / Current Season.....	1959-60 / 65th
All-Time Record.....	802-1006 (.443)
Record In College Park Center (2012-Present).....	112-52 (.683)

Years In Western Athletic Conference.....	2 (2012-13, 2022-Present)
All-Time WAC Record.....	17-19 (.472)
WAC Regular Season Championships.....	0
WAC Tournament Championships.....	0
WAC Tournament Finalist.....	1 (2013)

Years In Sun Belt Conference.....	9 (2013-22)
All-Time Sun Belt Record.....	94-72 (.566)
Sun Belt Regular Season Championships.....	1 (2017)
Sun Belt Tournament Championships.....	0
Sun Belt Tournament Finalist.....	2 (2018, 2019)

Years In Southland Conference.....	48 (1964-2012)
All-Time Southland Record.....	289-354 (.442)
Southland Regular Season Championships.....	2 (2004, 2012)
Southland Tournament Championships.....	1 (2008)

NCAA Tournament Appearances.....	1 (2008)
NCAA Tournament Record.....	0-1
NIT Appearances.....	3 (1981, 2012, 2017)
NIT Record.....	2-3
CIT Appearances.....	2 (2013, 2016)
CIT Record.....	1-2

2022-23 REVIEW

Overall Record.....	11-21
WAC Record.....	6-12
Home / Away / Neutral.....	6-8 / 4-9 / 1-4
WAC Finish.....	T-10th
WAC Tournament.....	#12 Seed, Lost RD1 vs. #5 Grand Canyon, 82-77

Located in the heart of the Dallas-Fort Worth Metroplex, The University of Texas at Arlington is the largest institution in North Texas and the second-largest in the UT System.

- UTA is a Carnegie Research 1 institution and is also designated as a Texas Tier One institution.
- Of UT Arlington's 270,000-plus alumni, 57% live in North Texas. Maverick alumni occupy leadership positions at all 22 Fortune 500 companies headquartered in North Texas.
- UTA has a \$22.7 billion annual economic impact on the region.
- Students come from every state and more than 100 countries; UTA has the 5th-highest undergraduate diversity index in the nation.
- The Wall Street Journal ranked UTA as the top public school in Texas in its 2024 Best Colleges in the U.S.
- UTA ranks No. 4 nationally on Military Times' 2022 "Best for Vets: Colleges" list.

UTA HISTORY

Founded in 1895 as Arlington College, a private school for younger children, UT Arlington had a succession of names and ownerships until it was officially designated as the University of Texas at Arlington on Mar. 13, 1967 – a couple of years after it was transferred into the University of Texas System.

1895-1902: Arlington College

1902-1913: Carlisle Military Academy

1913-16: Arlington Training School

1916-17: Arlington Military Academy

1917-23: Grubb's Vocational College

**Became A Branch Of The Texas A&M System In 1917*

1923-1949: North Texas Agricultural College

1949-67: Arlington State College

**Transitioned To A Four-Year Division-I School In 1959*

**Became A Branch Of The University of Texas System In 1965*

1967-Present: University of Texas at Arlington



In addition to eight name changes, UTA has undergone seven nickname alterations as well since becoming a state-supported school in 1917.

1917-21

Grubbers / Shorthorns

1921-23

Hornets

1923-49

Junior Aggies

1949-51

Blue Riders

1951-71

Rebels

1971-Present

Mavericks

The 'Mavericks' nickname originated from one of the most influential people in Texas history: **Samuel Augustus Maverick**, a lawyer, politician, land baron and signer of the Texas Declaration of Independence. **His name was the source of the term "maverick,"** which was derived from fellow ranchers who started to refer to Maverick as "independently minded" after he refused to brand his cattle. Unbranded cattle not part of the herd became labeled as "Mavericks."

Maverick was one of the largest landholders in Texas in the 1800s, owning 340,000 acres which promoted the Washington Daily Globe in 1854 to call him "the largest landholder in the world, and by far the wealthiest citizen in Texas." He was the Mayor of San Antonio from 1839-40, and **UTA utilized the "Sam Maverick" mascot (pictured above) beginning in 1983 for 2+ decades.**



KT TURNER: UTA'S 10TH FULL-TIME HEAD COACH

A HOMECOMING OF SORTS

After playing his freshman and sophomore seasons (1997-99) at Hutchinson Community College, **Turner transferred to UTA following the 1999 fall semester and was eligible to compete for the Mavs at the conclusion of the 2000 fall semester.** However, in advance of the 2000-01 season, Turner dislocated his ankle which forced him to miss the entire year and he never suited up in a UTA uniform. He eventually transferred to Oklahoma City University for his senior campaign in 2001-02.

WHY THE NAME KT?

Turner's first name is Kenneth, but when he was playing in high school the local newspaper continuously referred to him as KT. As much as he tried to get away from it, 'it stuck with me forever' as Turner has stated. When he became a coach in the mid-2000s, he tried to re-birth the Kenneth name by referring to himself as 'Ken' Turner – including putting it on his voicemail. However, Tim Duryea – Turner's assistant coach while playing at Hutchinson, and current Boise State assistant – called and told him to keep the KT name, and the rest is history.

2000-01 UTA MEN'S BASKETBALL MEDIA GUIDE



K. T. Turner
6-5, 210, Jr., Guard/For.



Hometown
Manhattan, Kansas

High School
Manhattan

Other College
Hutchinson C.C.

Hutchinson Community College: Like Mike Hicks of Butler University, K.T. Turner was mid-year transfer to UTA and will become eligible in mid-December...Began his collegiate career by being named the most valuable player at the Quarterback Classic Tournament and followed that up last year by being tabbed to the All-Tournament team at the Quarterback Classic.

High School: A former second team All-State selection at Manhattan High School...Also earned first team All-District honors and was selected the most valuable player at the Dodge City Shootout Tournament.

Personal: Son of Margaret Turner...Born August 23, 1978...A Kinesiology major at UTA.

"
I'm thrilled for KT and his family to make this next step. His best days as a coach are ahead of him because he has the dedication and passion to develop young people in this game.

His ties to Texas make him the perfect fit to lead UT Arlington and make his mark on that program.

JOHN CALIPARI
HEAD MEN'S BASKETBALL COACH AT KENTUCKY

"
I didn't know KT when I hired him at SMU, but I knew his dad – and he was a great man. **Hiring KT turned out to be one of the best decisions I ever made in my life.**

He is a special person, and if you look at his background and what he's done, every coach would likely say the same thing: that he's loyal, works hard and the players love him. KT is curious, wants to learn and get better. He's like family to me.

LARRY BROWN
BASKETBALL HALL OF FAME COACH

"
What a great hire by UT Arlington. KT is absolutely ready to run his own program with his vast experience, and especially with his ties to Texas.

He combines a passion to coach on the floor with an incredible ability to build relationships. There are big things ahead for UTA!

PORTER MOSER
HEAD MEN'S BASKETBALL COACH AT OKLAHOMA

HEAD COACH KT TURNER

COACHING CAREER

2005-06: Panola College (Assistant)
 2006-07: Redlands CC (Assistant)
 2007-08: Northern Arizona (Assistant)
 2008-09: Cowley College (Assistant)
 2009-11: Hutchinson CC (Assistant)
 2011-12: Texas A&M-Corpus Christi (Assistant)
 2012-13: Wichita State (Assistant)
 2013-16: SMU (Assistant)
 2016-20: SMU (Associate)
 2020-21: Texas (Associate)
 2021-22: Oklahoma (Associate)
 2022-23: Kentucky (Assistant)
 2023-: UT Arlington (Head)

KT Turner was named the 10th full-time head coach in program history on Mar. 17, 2023. Turner, 45, was an assistant coach with Kentucky last year – hired by John Calipari to keep the Wildcats' Texas recruiting flowing – and that came on the heels of one season each as an associate head coach at Oklahoma and Texas.

Prior to his time in Austin, Turner spent seven years on the SMU sidelines from 2013-20, the last four of which were in an associate head coaching role. In 2012-13, Turner was an assistant coach for Wichita State, helping the Shockers post a 30-9 record and reach the Final Four – the first for the program since 1965.

Last year with UK, Turner helped guide the Wildcats to a record 60th NCAA Tournament appearance and another 20-win campaign.

OKLAHOMA & TEXAS

Turner was part of an Oklahoma program in 2021-22 under the guidance of first-year head coach Porter Moser that won 19 games and advanced to the NIT Second Round.

During his one year with Texas in 2020-21, the Longhorns amassed a 19-8 overall record, won the Big 12 Championship and earned a No. 3 seed in the NCAA Tournament. Turner was instrumental in the development of Kai Jones, who was named the Big 12 Sixth Man of the Year.

Turner also oversaw the Longhorns' defense, which led the Big 12 in field-goal percentage defense (40.8), 3-point percentage defense (31.7), rebounds (38.4) and defensive rebounding (27.6). Additionally, he served as the acting head coach for several games during the COVID-impacted campaign.

SMU

With SMU from 2013-20, the Mustangs accumulated a 160-71 record, won a pair of American Athletic Conference regular-season titles and two AAC Tournament championships. He also helped guide the Mustangs to two NCAA Tournament appearances (2015, 2017), the NIT Final (2014) and a national ranking in the Associated Press Top 25 in four of seven seasons, climbing as high as #8 in 2015-16. Turner spent three seasons under the tutelage of Basketball Hall of Fame Coach Larry Brown before working for Tim Jankovich during his final four years.

Three times a Mustang player earned AAC Player of the Year with Turner on staff (Nic Moore in 2014-15 and 2015-16, and Semi Ojeleye in 2016-17). SMU players garnered 15 all-AAC selections, which were the most by any school in the league during that time. Turner also helped coach three NBA Draft selections in Ojeleye, Sterling Brown and Shake Milton – the brother of former UTA Lady Mav Terryn Milton, who helped lead them to the 2022 NCAA Tournament.

WICHITA STATE

During Wichita State's Final Four in 2013, the No. 9-seeded Shockers defeated Pittsburgh in the First Round and No. 1 seed Gonzaga in the Second Round to reach the Sweet 16. Once there, the Shockers knocked off upstart La Salle and No. 2 seed Ohio State to advance to the semifinals.

PLAYING CAREER

In his first two years at Hutchinson Community College (1997-99), Turner earned all-conference honors while playing under Jankovich. Turner culminated his career at Oklahoma City for his senior campaign in 2001-02, helping the Stars claim the Sooner Athletic Conference regular-season and tournament titles and advance to the NAIA quarterfinals. After earning his degree in criminal justice from Oklahoma City in 2003, Turner had a brief playing career in Italy before getting into coaching.

PERSONAL

A Cincinnati native who grew up in Manhattan, Kan., and graduated from Manhattan High School, Turner and his wife, Cassaundra, have three children: Kelis (pronounced: kuh-LEASE), Kenny and Kendra.

Turner's late father, Ken, coached at Oklahoma State, Kansas State, Cincinnati, Mississippi, South Alabama and Ohio State, in addition to stops at both the junior college and NAIA levels.



UTA HEAD COACHING HISTORY

Coach	Years	W	L	Pct.
Tom Tinker	1959-66	54	113	.323
Barry Dowd	1966-76	90	168	.349
Bob "Snake" LeGrand	1976-87	122	184	.399
Jerry Stone	1987-88	7	22	.241
Mark Nixon	1988-92	56	59	.487
Eddie McCarter	1992-06	179	211	.459
Scott Cross	2006-18	225	161	.584
Chris Ogden	2018-21	44	47	.484
Greg Young*	2021-23	20	34	.370
Royce "Snoop" Johnson*	2023	2	5	.286
KT Turner	2023-	3	2	.600
TOTAL		802	1006	.443

*Young Relieved Of His Duties On Feb. 10 With Six Regular-Season Games Remaining

*Johnson Named Interim Head Coach On Feb. 10, Finished The 2022-23 Season In That Role

2023-24 UT ARLINGTON MEN'S BASKETBALL ROSTER



No.	Name	Pos.	Ht.	Wt.	Yr.	Hometown / Previous School(s) / High School
00	Aaron Cash	G	6-6	210	Gr.	San Francisco, Calif. / Texas A&M / Grayson College / Saint Augustine's / Word of God Christian Academy
1	Phillip Russell	G	5-10	165	Jr.	St. Louis, Mo. / Southeast Missouri / Saint Louis / Vashon
2	Makaih Williams	G	6-1	185	Fr.	Long Beach, Calif. / Future College Prep / Capistrano Valley Christian
3	Dajuan Gordon	G	6-5	195	Gr.	Chicago, Ill. / New Mexico State / Missouri / Kansas State / Curie Metropolitan
4	Akili Vining	G	6-2	185	Gr.	Fort Worth, Texas / Texas Wesleyan / West Florida / McLennan CC / Jacksonville (TX) / North Crowley
5	Brandyn Talbot	G	6-5	181	Jr.	Toronto, Ontario / Dream City Christian
11	Dwayne Koroma	F	6-8	205	R-So.	Berlin, Germany / Salt Lake CC / Iona / Bishop Walsh
12	Freds Pauls Bagatskis	F	6-8	180	So.	Riga, Latvia / Georgia Tech / Complejo Educativo Mas Camarena
13	Kade Douglas	G	6-2	170	Fr.	Lancaster, Texas / Lancaster
22	Shemar Wilson	F	6-9	215	Sr.	Avondale, Ariz. / Phoenix College / Tolleson Union
23	Sterling Gaston-Chapman	G	6-4	218	Jr.	Wichita, Kan. / Tulsa / Campus
24	Darius Miles	C	6-10	250	Jr.	Oak Cliff, Texas / Western Kentucky / Odessa College / Oak Cliff Faith Family Academy
30	Fabio Basili	G	6-4	175	So.	Orlando, Fla. / Louisville / Oak Ridge

Redshirting This Year After NCAA Denied Immediate Eligibility As A Two-Time D-I Transfer

COACHING STAFF

Head Coach.....KT Turner (Oklahoma City '03 / 1st Year)
Assistant Coach.....Sean Stout (North Carolina '10 / 1st Year)
Assistant Coach.....Jeremy Pope (Cal State LA '17 / 1st Year)
Assistant Coach.....Keith Pickens (Missouri State '13 / 1st Year)
Assistant Coach/Director of Operations & Recruiting
.....Cody San Miguel (Texas State '16 / 1st Year)
Assistant Coach/Director of Player Development
.....Doug Compton (Texas Wesleyan '16 / 1st Year)

SUPPORT STAFF

Strength & Conditioning Coach
.....Mike Buhmeyer (Clemson '18 / 1st Year)
Athletic Trainer.....Royal Milton III (Nicholls State '13 / 4th Year)
Graduate Assistant.....Derrick Obasohan (UT Arlington '04 / 2nd Year)
Graduate Assistant.....Sean Kostecki (DePaul '23 / 1st Year)
Video & Analytics Coordinator.....Max Brandt (SMU '23 / 1st Year)
Communications.....Jason MacBain (St. Bonaventure '08 / 6th Year)
Administrative Assistant.....Rachael Morgan (McMurry '13 / 6th Year)

RETURN (3) / LOST (10) / NEW (10)

RETURNERS (3) / STARTERS (2).....**2022-23 STATS (NOTES)**

#00 Gr. Aaron Cash.....7.7 PPG / 4.2 RPG (4th On Team In Both)
#5 Jr. Brandyn Talbot.....5.3 PPG / 1.6 APG (3rd On Team w/ 38 3s)
#22 Sr. Shemar Wilson.....10.9 PPG / 7.8 RPG (DNP Last 8 GMS (Hip))

NEWCOMERS (10).....**REASON (NOTES)**

#1 Jr. Phillip Russell.....1,019 Points Last 2 Years At SEMO
#2 Fr. Makaih Williams.....3-Star Recruit / 21.7 PPG, 6.4 APG Last Yr.
#3 Gr. Dajuan Gordon.....909 Points At K-State, Mizzou, NM State
#4 Gr. Akili Vining.....17.5 PPG, 5 RPG At Texas Wesleyan Last Yr.
#11 R-So. Dwayne Koroma.....9 PPG, 5 RPG At Salt Lake CC Last Yr.
#12 So. Freds Pauls Bagatskis.....Ga. Tech Transfer / 17.3 PPG FIBA U20
#13 Fr. Kade Douglas.....3-Star Recruit / District 14-5A MVP Last Yr.
#23 Jr. Sterling Gaston-Chapman.....18 Starts At Tulsa Last Yr.
#24 Jr. Darius Miles.....Western Kentucky Transfer / Odessa JC
#30 So. Fabio Basili.....2022-23 All-ACC Academic Team At Louisville

PRONOUNCIATIONS

2: muh-KIGH
3: deja-juan
4: uh-KEEL-ee VINE-ing

5: brand-IN
11: kuh-rome-uh
12: fred paul buh-GAT-skis

22: shuh-marr
23: gas-TUN
30: fah-bee-oh buh-silly

00 AARON CASH

SAN FRANCISCO, CA CR. × G × 6-6 × 201



Previous Schools: Texas A&M / Grayson / Saint Augustine's × High School: Word of God Christian Academy

RECORD HIGHS

POINTS

Career 30 @ Ranger College (3/3/21)
D-I 20 vs. UT Rio Grande Valley (1/19/23)
Season 7, 2x, Last vs. Alcorn State (11/22/23)

REBOUNDS

Career 12 vs. Tribulation Prep (1/30/21)
D-I 11 vs. Kentucky (1/19/22)
Season 4 vs. UT Tyler (11/11/23)

OFFENSIVE REBOUNDS

Career 6, 3x, Last @ Seattle U (3/3/23)
D-I 6, 2x, Last @ Seattle U (3/3/23)
Season 3 vs. UT Tyler (11/11/23)

STEALS

Career 3, 3x, Last @ Arkansas (1/22/22)
D-I 3 @ Arkansas (1/22/22)
Season 1, 2x, Last @ #3 Arizona (11/19/23)

BLOCKS

Career 4, 2x, Last @ Livingstone (1/22/20)
D-I 3, 4x, Last vs. North Texas (12/6/22)
Season 1 @ #3 Arizona (11/19/23)

FIELD GOALS MADE

Career 12 @ Ranger College (3/3/21)
D-I 7, 4x, Last vs. Utah Tech (2/25/23)
Season 3, 3x, Last vs. Alcorn State (11/22/23)

FREE THROWS MADE

Career 5 vs. Temple College (3/31/21)
D-I 4 vs. North Texas (12/6/22)
Season

MINUTES

Career 35 @ California (12/21/22)
D-I Same As Career
Season 21 @ New Mexico (11/16/23)

MISCELLANEOUS

	Season	Career
Double-Figure Points	--	32
20+ Points	--	7
Double-Doubles	--	4
5+ Rebounds	--	47
3+ Offensive Rebounds	1	32

CAREER STATS (D-I ONLY)

				Field Goals		3-Point		F-Throws		Rebounds				Scoring						
SEASON	TEAM	GP-GS	MIN/AVG	FG-FGA	FG%	3FG-3FGA	3FG%	FT-FTA	FT%	OFF	DEF	TOT	AVG	PF-FO	A	TO	BLK	STL	PTS	AVG
2021-22	TA&M	37-1	434/11.7	39-73	.534	0-2	.000	9-17	.529	54	58	112	3.0	59-1	11	8	18	16	87	2.4
2022-23	UTA	32-25	707/22.1	91-205	.444	43-109	.394	20-28	.714	50	85	135	4.2	66-1	17	47	13	20	245	7.7
2023-24	UTA	5-0	74/14.9	10-23	.435	2-5	.400	0-0	.000	6	5	11	2.2	10-1	3	2	1	2	22	4.4
TOTAL FOR UTA		37-25	781/21.1	101-228	.443	45-114	.395	20-28	.714	56	90	146	3.9	76-2	20	49	14	22	267	7.2
TOTAL		74-26	1216/16.4	140-301	.465	45-116	.388	29-45	.644	110	148	258	3.5	135-3	31	57	32	38	354	4.8

Transferred to UTA after one year each at Texas A&M and Grayson College (JUCO) and two years at Saint Augustine's University (D-II).

2023-24: Season-high 7 points in each of the last two games, including his only 3-pointers of the year.

2022-23: Finished 4th on the team in both scoring (7.7) and rebounding (4.2) ... 2nd on the Mavericks with 50 offensive rebounds and 43 made 3-pointers ... led (or tied) UTA in scoring on five occasions ... buzzer-beating overtime tip-in against Utah Tech on Feb. 25 to give UTA a 71-69 win.

2021-22 AT TEXAS A&M: Helped the Aggies reach the NIT Championship Game.

GAME-BY-GAME STATS

Opponent	Date	GS	MIN	Total		3-Pointers		Free throws		Rebounds				PF	A	TO	BLK	STL	PTS	AVG
				FG-FGA	PCT	3FG-3FGA	PCT	FT-FTA	PCT	OFF	DEF	TOT	AVG							
Oral Roberts	11/06/2023		06:46	0-3	.000	0-0	.000	0-0	.000	0	0	0	0.0	0	0	0	0	0	0	0.0
UT Tyler	11/11/2023		14:47	3-5	.600	0-0	.000	0-0	.000	3	1	4	2.0	0	2	0	0	1	6	3.0
at New Mexico	11/16/2023		21:12	3-5	.600	1-2	.500	0-0	.000	0	3	3	2.3	2	0	0	0	0	7	4.3
at Arizona	11/19/2023		17:21	1-3	.333	0-0	.000	0-0	.000	1	0	1	2.0	3	0	2	1	1	2	3.8
Alcorn	11/22/2023		14:12	3-7	.429	1-3	.333	0-0	.000	2	1	3	2.2	5	1	0	0	0	7	4.4
Totals			0 74:18	10-23	.435	2-5	.400	0-0	.000	6	5	11	2.2	10	3	2	1	2	22	4.4

Player Averages

Games Played	Minutes/game	Points/game	FG Pct	3FG Pct	FT Pct	Rebounds/game	Assists/game	Turnovers/game	Assist/Turnover ratio	Steals/game	Blocks/game
5	14.9	4.4	43.5	40.0	0.0	2.2	0.6	0.4	1.5	0.4	0.2

1



PHILLIP RUSSELL

ST. LOUIS, MO JR. × C × 5-10 × 165

REDSHIRT: SITTING OUT THIS YEAR

@phill_x2

@_..phill

COMPLETE BIO

Previous Schools: Southeast Missouri / Saint Louis × High School: Vashon

RECORD HIGHS

POINTS

Career 37, 2x, Last vs. Little Rock (2/2/23)

Season

REBOUNDS

Career 10 @ SIU Edwardsville (2/7/22)

Season

ASSISTS

Career 10, 2x, Last vs. A&M-Corpus Christi (3/14/23)

Season

STEALS

Career 5, 4x, Last vs. A&M-Corpus Christi (3/14/23)

Season

FIELD GOALS MADE

Career 11 @ Morehead State (1/14/23)

Season

3-POINTERS MADE

Career 6 @ UT Martin (1/5/23)

Season

FREE THROWS MADE

Career 15 vs. Little Rock (2/2/23)

Season

MINUTES

Career 45 vs. Tennessee Tech (1/21/23)

Season

MISCELLANEOUS

	Season	Career
Double-Figure Points	--	53
30+ Points	--	4
Double-Doubles	--	3
10+ Free Throws	--	5
5+ 3-Pointers	--	5
5+ Assists	--	21
3+ Steals	--	9

• High School:

Averaged 15.7 points per game en route to claiming all-state honors as a senior in 2019-20 ... shot 45% from the field and 56.8% from 3-point range that same year ... helped lead the Wolverines to a state title his junior season.

BIO BLAST

MORE INFO: PAGE 2

He will have two years of eligibility remaining with UTA, beginning as a redshirt junior in 2024-25.

2022-23 Ohio Valley First Team

2023 Ohio Valley All-Tournament Team

2x Ohio Valley Player of the Week

2021-22 Ohio Valley Second Team

2021-22 Ohio Valley All-Newcomer Team

5x Ohio Valley Freshman of the Week

2022-23:

Tied SEMO's D-I single-game scoring record not once, but twice, with a pair of 37-point outbursts in conference action at Morehead State (Jan. 14) and then again versus Little Rock (Feb. 2) ... scored in double figures every game except one ... tallied 20+ points on 11 occasions ... notched a pair of double-doubles, capped by a 15-point, 10-assist, 5-steal act in the NCAA Tournament against Texas A&M-Corpus Christi (Mar. 14); those 10 assists equaled the Islanders entire team output.

2021-22:

Ranked 2nd on the team with 13.4 points per game in 30 starts ... led the Redhawks with 95 assists and 37 steals ... averaged 2.5 rebounds and shot 41.9 percent from the floor ... reached double-figure points 21 times and 20+ five times ... led the team in scoring on 10 occasions ... broke SEMO's D-I single-game scoring record by a freshman when he poured in 35 points, grabbed 10 rebounds and collected five steals at SIU Edwardsville (Feb. 7).

PAINT TOUCHES

• He initially signed with SEMO out of high school, but decommitted and went to Saint Louis.

• Began his career at Saint Louis as a walk-on during the 2020-21 COVID-impaired campaign, playing in eight games and registering 17 total points.

• The NCAA made the original ruling to deny immediate eligibility due to being a two-time D-I transfer in mid-September. UTA appealed the decision and that was also denied. Russell was initially 'devastated' when he first heard the news because he thought he was poised for a big year.

• He has since taken on the mantra of 'everything happens for a reason' and is pushing his teammates every day because his view is that team practices are his games.

• Biggest reason he transferred to UTA was his relationship with new assistant coach Keith Pickens, who was his assistant coach at SEMO the last two years.

• Bucket List: International Travel

• Go-To Food: Chicken Wings

• Bad Habit: Biting His Nails

• Wants to coach once his playing career is over.

• Biggest Fear: Failure

• Go-To Social Media App: Instagram

• Off-Day Activity: Playing Fortnite

• If he's around you he will put a smile on your face.

CAREER STATS

				Field Goals		3-Point		F-Throws		Rebounds				Scoring						
SEASON	TEAM	GP-GS	MIN/AVG	FG-FGA	FG%	3FG-3FGA	3FG%	FT-FTA	FT%	OFF	DEF	TOT	AVG	PF-FO	A	TO	BLK	STL	PTS	AVG
2020-21	SLU	8-0	68/8.4	6-21	.286	3-14	.214	2-2	1.000	2	2	4	0.5	9-0	9	8	0	5	17	2.1
2021-22	SEMO	30-30	911/30.4	128-304	.421	49-144	.340	99-135	.733	26	49	75	2.5	74-2	94	65	1	38	404	13.5
2022-23	SEMO	34-34	1105/32.5	180-452	.398	82-227	.361	173-215	.805	24	74	98	2.9	113-7	174	97	3	54	615	18.1
TOTAL FOR UTA		0-0	0/0.0	0-0	.000	0-0	.000	0-0	.000	0	0	0	0.0	0-0	0	0	0	0	0	0.0
TOTAL		72-64	2084/28.9	314-777	.404	134-385	.348	274-352	.778	52	125	177	2.5	196-9	277	170	4	97	1036	14.4

#EmptyTheTank

15

2



MAKAI WILLIAMS

LONG BEACH, CA

FR. × G × 6-1 × 185

muh-KIGH

@Kathguy

@kathwill2



COMPLETE BIO

Prep School: Future College Prep × High School: Capistrano Valley Christian

RECORD HIGHS

POINTS

Career 11 vs. UT Tyler (11/11/23)
Season Same As Career

REBOUNDS

Career 3, 3x, Last vs. Alcorn State (11/22/23)
Season Same As Career

ASSISTS

Career 6 vs. UT Tyler (11/11/23)
Season Same As Career

STEALS

Career 1 @ #3 Arizona (11/19/23)
Season Same As Career

FIELD GOALS MADE

Career 3, 2x, Last @ #3 Arizona (11/19/23)
Season Same As Career

3-POINTERS MADE

Career 2 vs. UT Tyler (11/11/23)
Season Same As Career

FREE THROWS MADE

Career 5 @ New Mexico (11/16/23)
Season Same As Career

MINUTES

Career 26 @ New Mexico (11/16/23)
Season Same As Career

MISCELLANEOUS

	Season	Career
Double-Figure Points	2	2
20+ Points	--	--
Double-Doubles	--	--
5+ 3-Pointers	--	--
5+ Assists	2	2
3+ Steals	--	--

• Go-To Food Restaurant:

Cheesecake Factory

• Bucket List: Travel The World

• Birthplace: Virginia

• Pet Peeve: Laziness

• **Roommate:** Kade Douglas; best thing about him as a roommate is that he's extremely clean and neat.

CAREER STATS

				Field Goals		3-Point		F-Throws		Rebounds				Scoring						
SEASON	TEAM	GP-GS	MIN/AVG	FG-FGA	FG%	3FG-3FGA	3FG%	FT-FTA	FT%	OFF	DEF	TOT	AVG	PF-FO	A	TO	BLK	STL	PTS	AVG
2023-24	UTA	5-1	102/20.3	12-30	.400	6-16	.375	11-16	.688	4	8	12	2.4	14-1	15	10	2	1	41	8.2
TOTAL		5-1	102/20.3	12-30	.400	6-16	.375	11-16	.688	4	8	12	2.4	14-1	15	10	2	1	41	8.2

BIO BLAST

2023-24: Has made at least one 3-pointer in every game ... tied the contest at New Mexico, 80-80, with 5.3 seconds remaining on a 3-pointer.

2022-23 AT FUTURE COLLEGE PREP:

Completed a post-graduate year in southern California where he averaged team highs of 21.7 points, 6.4 assists and 3.1 steals over 23 games, while also ranking 2nd on the team in rebounding at 7.7.

HIGH SCHOOL: Averaged 18.6 points, 6.1 rebounds, 4.9 assists and 3.3 steals per game as a senior ... 39th-ranked recruit in the state of California ... California Interscholastic Federation (CIF) Open Division Second Team selection ... also earned First Team All-League as a senior, and received Second Team honors as a junior and sophomore.

PAINT TOUCHES

• 3-star recruit who originally committed to Wyoming in November of 2022, but re-opened his recruitment in February. He also had interest from Ole Miss, San Francisco, Utah State and others.

• Has his own Christian and sports-inspired clothing line that he started his junior year of high school named EZ Werk.

• The name of the company is an ode to a basketball player getting hot and making 'easy work' of his opponent, but then he put his own twist on it:

EZ = Mastery
W = Work
U = Understanding
R = Repetition
K = Knowledge

MORE INFO ON EZ WURK: PAGE 5

Opponent	Date	GS	MIN	Total		3-Pointers		Free throws		Rebounds				PF	A	TO	BLK	STL	PTS	AVG
				FG-FA	PCT	3FG-3FGA	PCT	FT-FTA	PCT	OFF	DEF	TOT	AVG							
Oral Roberts	11/06/2023		18:30	2-4	.500	1-2	.500	3-4	.750	0	2	2	2.0	5	5	0	0	0	8	8.0
UT Tyler	11/11/2023		17:41	3-6	.500	2-5	.400	3-4	.750	1	2	3	2.5	4	6	2	0	0	11	9.5
at New Mexico	11/16/2023		25:35	2-8	.250	1-3	.333	5-7	.714	0	1	1	2.0	2	0	4	0	0	10	9.7
at Arizona	11/19/2023		20:46	3-6	.500	1-2	.500	0-1	.000	1	2	3	2.3	2	1	4	1	1	7	9.0
Alcorn	11/22/2023	*	19:05	2-6	.333	1-4	.250	0-0	.000	2	1	3	2.4	1	3	0	1	0	5	8.2
Totals			1 101:37	12-30	.400	6-16	.375	11-16	.688	4	8	12	2.4	14	15	10	2	1	41	8.2

Player Averages

Games Played	Minutes/ game	Points/ game	FG Pct	3FG Pct	FT Pct	Rebounds/ game	Assists/ game	Turnovers/ game	Assist/Turnover ratio	Steals/ game	Blocks/ game
5	20.3	8.2	40.0	37.5	68.8	2.4	3.0	2.0	1.5	0.2	0.4

3



DAJUAN GORDON

CHICAGO, IL

GR. × G × 6-5 × 195

deja-juan

@Thatboyquaye

@thatboyquaye

COMPLETE BIO

Previous Schools: New Mexico State / Missouri / Kansas State × High School: Curie Metropolitan

RECORD HIGHS

POINTS

Career 24 vs. Oral Roberts (11/6/23)
Season Same As Career

REBOUNDS

Career 14, 2x, Last @ New Mexico (11/16/23)
Season Same As Career

ASSISTS

Career 5, 2x, Last @ New Mexico (11/16/23)
Season 5 @ New Mexico (11/16/23)

STEALS

Career 4, 3x, Last vs. UT Tyler (11/11/23)
Season 4 vs. UT Tyler (11/11/23)

FIELD GOALS MADE

Career 8 vs. Oral Roberts (11/6/23)
Season Same As Career

3-POINTERS MADE

Career 4, 4x, Last vs. UT Tyler (11/11/23)
Season 4 vs. UT Tyler (11/11/23)

FREE THROWS MADE

Career 11 @ Iowa State (12/15/20)
Season 7 vs. Oral Roberts (11/6/23)

MINUTES

Career 39 vs. Oklahoma State (1/9/21)
Season 36 @ New Mexico (11/16/23)

MISCELLANEOUS

	Season	Career
Double-Figure Points	3	49
20+ Points	1	1
Double-Doubles	3	8
Double-Figure Rebounds	3	9
3+ 3-Pointers	1	11
3+ Steals	1	12

• Received his undergrad in Individualized Studies from New Mexico State this summer and is currently pursuing an advertising degree.

• Fractured his left foot his sophomore year at K-State.

• **Bad Habit:** Staying Up Too Late

CAREER STATS

				Field Goals		3-Point		F-Throws		Rebounds				Scoring						
SEASON	TEAM	GP-GS	MIN/AVG	FG-FGA	FG%	3FG-3FGA	3FG%	FT-FTA	FT%	OFF	DEF	TOT	AVG	PF-FO	A	TO	BLK	STL	PTS	AVG
2019-20	KState	32-11	771/24.1	78-176	.443	24-73	.329	21-32	.656	52	58	110	3.4	72-1	23	50	5	40	201	6.3
2020-21	KState	25-22	713/28.5	81-216	.375	18-83	.217	48-63	.762	36	102	138	5.5	62-0	35	60	1	30	228	9.1
2021-22	MIZ	32-32	784/24.5	96-236	.407	36-99	.364	38-51	.745	39	88	127	4.0	88-3	38	61	8	26	266	8.3
2022-23	NMSU	23-16	617/26.8	71-185	.384	24-88	.273	48-63	.762	34	84	118	5.1	68-3	18	46	6	30	214	9.3
2023-24	UTA	5-5	142/28.3	20-56	.357	6-27	.222	10-11	.909	11	40	51	10.2	12-0	17	14	0	6	56	11.2
TOTAL FOR UTA		5-5	142/28.3	20-56	.357	6-27	.222	10-11	.909	11	40	51	10.2	12-0	17	14	0	6	56	11.2
TOTAL		117-86	3027/25.9	346-869	.398	108-370	.292	165-220	.750	172	372	544	4.6	302-7	131	231	20	132	965	8.2

BIO BLAST

Graduate transfer from New Mexico State ... spent his junior season at Missouri in 2021-22 after two years at Kansas State (2019-21).

WAC PLAYER OF THE WEEK (NOV. 13)

Posted a pair of double-doubles in his UTA debut week, averaging 19 points, 12.5 rebounds, 3 steals and 2 assists.

2023-24: Began his UTA career with three-straight double-doubles; one of just two players in program history to accomplish the feat.

2022-23 AT NEW MEXICO STATE: Averaged a career-high 9.3 points, 5.1 rebounds and 1.3 steals in 23 games (16 starts) during a season which was canceled in early February due to a hazing scandal.

GAME-BY-GAME STATS

Opponent	Date	GS	MIN	Total		3-Pointers		Free throws		Rebounds				PF	A	TO	BLK	STL	PTS	AVG
				FG-FGA	PCT	3FG-3FGA	PCT	FT-FTA	PCT	OFF	DEF	TOT	AVG							
Oral Roberts	11/06/2023	*	35:27	8-20	.400	1-8	.125	7-7	1.000	5	9	14	14.0	2	0	3	0	2	24	24.0
UT Tyler	11/11/2023	*	23:06	5-9	.556	4-7	.571	0-0	.000	1	10	11	12.5	1	4	2	0	4	14	19.0
at New Mexico	11/16/2023	*	35:42	5-17	.294	0-6	.000	3-4	.750	3	11	14	13.0	3	5	4	0	0	13	17.0
at Arizona	11/19/2023	*	27:39	1-6	.167	0-2	.000	0-0	.000	0	4	4	10.8	3	4	2	0	0	2	13.3
Alcorn	11/22/2023	*	19:49	1-4	.250	1-4	.250	0-0	.000	2	6	8	10.2	3	4	3	0	0	3	11.2
Totals			5 141:43	20-56	.357	6-27	.222	10-11	.909	11	40	51	10.2	12	17	14	0	6	56	11.2

Player Averages

Games Played	Minutes/ game	Points/ game	FG Pct	3FG Pct	FT Pct	Rebounds/ game	Assists/ game	Turnovers/ game	Assist/Turnover ratio	Steals/ game	Blocks/ game
5	28.3	11.2	35.7	22.2	90.9	10.2	3.4	2.8	1.2	1.2	0.0



COMPLETE BIO

4



AKILI VINING

FORT WORTH, TX

GR. × G × 6-2 × 185

uh-KEEL-ee VINE-ing

@BabyBoyPolo1

@BabyBoyPolo

Previous Schools: Texas Wesleyan / West Florida / McLennan CC / Jacksonville (TX) × High School: North Crowley

RECORD HIGHS

POINTS

Career 45 vs. Wayland Baptist (1/12/23)
Season 14 vs. Oral Roberts (11/6/23)

REBOUNDS

Career 11 vs. North American (12/20/22)
Season 5 vs. Alcorn State (11/22/23)

ASSISTS

Career 9, 2x Last vs. North American (12/20/22)
Season 8 vs. Alcorn State (11/22/23)

STEALS

Career 4 @ John Brown (1/21/23)
Season 1 @ New Mexico (11/16/23)

FIELD GOALS MADE

Career 16 vs. Wayland Baptist (1/12/23)
Season 5 vs. Oral Roberts (11/6/23)

3-POINTERS MADE

Career 5, 3x Last vs. SAGU (1/28/23)
Season 4 vs. Oral Roberts (11/6/23)

FREE THROWS MADE

Career 10, 5x Last vs. Sunrise Christian (11/8/19)
Season 3 vs. Alcorn State (11/22/23)

MINUTES

Career 48 vs. Our Lady of the Lake (11/5/22)
Season 33 vs. Oral Roberts (11/6/23)

MISCELLANEOUS

	Season	Career
Double-Figure Points	1	64
20+ Points	--	17
Double-Doubles	--	3
3+ 3-Pointers	1	19
5+ Assists	1	48
3+ Steals	--	13

• He got put on scholarship this summer. During a film session and subsequent practice, coach Turner was intentionally getting on him/singling him out for not having purchased his books for the fall semester yet. Lacking funds to do so, Vining didn't intend to; however, in a team huddle at the end of practice Sterling Gaston-Chapman told Vining he could get the books now that he was put on scholarship.

BIO BLAST

2023-24: 7 points, 5 rebounds, 8 assists and 0 turnovers versus Alcorn State ... started the first four games.

2022-23 AT TEXAS WESLEYAN: Averaged 17.5 points, 5 rebounds, 3.1 assists and 1.4 steals over 29 games ... 45-point outburst against Wayland Baptist (Jan. 12) ... scored 20+ points 11 times, including a pair of 29-point performances ... finished in single-digit scoring on only four occasions, two of which were nine-point totals.

2021-22 AT TEXAS WESLEYAN: Played in just one game: a 16-point performance versus Wayland Baptist on Jan. 8.

2020-21 AT WEST FLORIDA: Averaged 6 points, 1.6 rebounds and 1.3 assists in 15 appearances – 14 of which came after Jan. 1.

GAME-BY-GAME STATS

Opponent	Date	GS	MIN	Total		3-Pointers		Free throws		Rebounds				PF	A	TO	BLK	STL	PTS	AVG
				FG-FGA	PCT	3FG-3FGA	PCT	FT-FTA	PCT	OFF	DEF	TOT	AVG							
Oral Roberts	11/06/2023	*	33:22	5-12	.417	4-7	.571	0-0	.000	0	3	3	3.0	3	1	1	0	0	14	14.0
UT Tyler	11/11/2023	*	17:54	2-4	.500	2-3	.667	0-0	.000	1	2	3	3.0	1	3	1	0	0	6	10.0
at New Mexico	11/16/2023	*	21:01	2-5	.400	0-2	.000	0-0	.000	0	1	1	2.3	2	1	1	0	1	4	8.0
at Arizona	11/19/2023	*	15:39	1-4	.250	1-2	.500	0-0	.000	0	2	2	2.3	1	2	2	0	0	3	6.8
Alcorn	11/22/2023		28:09	2-8	.250	0-5	.000	3-3	1.000	0	5	5	2.8	1	8	0	0	0	7	6.8
Totals		4	116:04	12-33	.364	7-19	.368	3-3	1.000	1	13	14	2.8	8	15	5	0	1	34	6.8

Player Averages

Games Played	Minutes/game	Points/game	FG Pct	3FG Pct	FT Pct	Rebounds/game	Assists/game	Turnovers/game	Assist/Turnover ratio	Steals/game	Blocks/game
5	23.2	6.8	36.4	36.8	100.0	2.8	3.0	1.0	3.0	0.2	0.0

CAREER STATS (D-1 ONLY)

				Field Goals		3-Point		F-Throws		Rebounds				Scoring						
SEASON	TEAM	GP-GS	MIN/AVG	FG-FGA	FG%	3FG-3FGA	3FG%	FT-FTA	FT%	OFF	DEF	TOT	AVG	PF-FO	A	TO	BLK	STL	PTS	AVG
2023-24	UTA	5-4	116/23.2	12-33	.364	7-19	.368	3-3	1.000	1	13	14	2.8	8-0	15	5	0	1	34	6.8
TOTAL		5-4	116/23.2	12-33	.364	7-19	.368	3-3	1.000	1	13	14	2.8	8-0	15	5	0	1	34	6.8

5



BRANDYN TALBOT

TORONTO, ONTARIO

JR. × G × 6-5 × 181

brand-IN

@Brandyn

@Brandyn

COMPLETE BIO

High School: Dream City Christian (Glendale, Ariz.)

RECORD HIGHS

POINTS

Career 15, 3x, Last vs. Grand Canyon (3/7/23)

Season 12 vs. Alcorn State (11/22/23)

REBOUNDS

Career 8 vs. Howard Payne (12/22/20)

Season 7 @ New Mexico (11/16/23)

ASSISTS

Career 8 vs. Utah Tech (2/25/23)

Season 5, 2x, Last vs. UT Tyler (11/11/23)

STEALS

Career 2, 2x, Last @ LSU (12/2/22)

Season 1, 4x, Last vs. Alcorn State (11/22/23)

FIELD GOALS MADE

Career 5, 4x, Last vs. Grand Canyon (3/7/23)

Season 4 vs. Alcorn State (11/22/23)

3-POINT FIELD GOALS MADE

Career 5, 3x, Last vs. Grand Canyon (3/7/23)

Season 4 vs. Alcorn State (11/22/23)

FREE THROWS MADE

Career 4, 2x, Last @ San Francisco (12/19/22)

Season 2 vs. Oral Roberts (11/6/23)

MINUTES

Career 34 vs. Utah Tech (2/25/23)

Season 30 vs. Alcorn State (11/22/23)

BIO BLAST

Has made 17-straight free throws dating back to Nov. 12 of last season when he missed late in the 2nd half against Southwestern.

2023-24: Season-high four 3-pointers and 12 points against Alcorn State.

2022-23: Averaged 5.3 points and 1.6 assists ... finished 3rd on the team with 38 3-pointers and 4th in assists ... over the final seven games of the season following a coaching coach, he made 19 3-pointers; in his first 20 games of the year versus Division-I competition he knocked down 15 ... after shooting 23.5% from 3-point range against non-conference D-I opponents, he went 41.2% in WAC play.

PAINT TOUCHES

Lived on his own or with high school teammates since he moved to the United States in 2015-16 until rooming with Shemar Wilson this fall.

Has seven other siblings; he is middle.

Recently started boxing as a workout.

Favorite Sports Memory: Michael Jordan's game-winning shot over Bryon Russell to win Game 6 of the 1998 NBA Finals. He has that iconic photo framed in his apartment.

Bad Habit: Procrastinating

Averaged 12.4 points, 2.9 assists and 2.4 rebounds per game playing against some of the best competition in the country as a high school senior in 2019-20; Dream City was ranked as high as #21 in the nation by USA Today that year.

MISCELLANEOUS

	Season	Career
Double-Figure Points	2	11
20+ Points	--	--
5+ 3-Pointers	--	3
3+ Rebounds	3	12
Games w/ A Steal	4	13

• First Job: Construction worker putting down garage flooring.

• Bucket List: Travel to another continent.

• Pet Peeve: Lying | • Fear: Death

• Go-To Food: In-N-Out Burger

• Must-Have App: Instagram

GAME-BY-GAME STATS

Opponent	Date	GS	MIN	Total		3-Pointers		Free throws		Rebounds				PF		A		TO	BLK	STL	PTS	AVG
				FG-FGA	PCT	3FG-3FGA	PCT	FT-FTA	PCT	OFF	DEF	TOT	AVG	PF	A							
Oral Roberts	11/06/2023	*	26:17	3-8	.375	3-5	.600	2-2	1.000	2	1	3	3.0	2	5	2	0	1	11	11.0		
UT Tyler	11/11/2023	*	17:38	2-6	.333	1-5	.200	0-0	.000	0	0	0	1.5	0	5	2	0	0	5	8.0		
at New Mexico	11/16/2023	*	27:39	3-10	.300	1-5	.200	0-0	.000	1	6	7	3.3	3	2	1	0	1	7	7.7		
at Arizona	11/19/2023	*	25:06	2-9	.222	1-8	.125	0-0	.000	0	0	0	2.5	1	2	1	0	1	5	7.0		
Alcorn	11/22/2023	*	29:40	4-8	.500	4-8	.500	0-0	.000	1	2	3	2.6	1	1	1	0	1	12	8.0		
Totals			5	126:20	14-41	.341	10-31	.323	2-2	1.000	4	9	13	2.6	7	15	7	0	4	40	8.0	

Player Averages

Games Played	Minutes/game	Points/game	FG Pct	3FG Pct	FT Pct	Rebounds/game	Assists/game	Turnovers/game	Assist/Turnover ratio	Steals/game	Blocks/game
5	25.3	8.0	34.1	32.3	100.0	2.6	3.0	1.4	2.1	0.8	0.0

CAREER STATS

				Field Goals		3-Point		F-Throws		Rebounds				Scoring						
SEASON	TEAM	GP-GS	MIN/AVG	FG-FGA	FG%	3FG-3FGA	3FG%	FT-FTA	FT%	OFF	DEF	TOT	AVG	PF-FO	A	TO	BLK	STL	PTS	AVG
2020-21	UTA	12-0	100/8.3	12-38	.316	8-28	.286	7-12	.583	0	15	15	1.3	11-0	7	12	1	1	39	3.3
2021-22	UTA	24-3	281/11.7	29-85	.341	23-73	.315	2-2	1.000	2	18	20	0.8	15-0	14	19	1	6	83	3.5
2022-23	UTA	30-1	475/15.8	52-147	.354	38-109	.349	17-18	.944	2	29	31	1.0	34-1	48	20	3	6	159	5.3
2023-24	UTA	5-5	126/25.3	14-41	.341	10-31	.323	2-2	1.000	4	9	13	2.6	7-0	15	7	0	4	40	8.0
TOTAL		71-9	981/13.8	107-311	.344	79-241	.328	28-34	.824	8	71	79	1.1	67-1	84	58	5	17	321	4.5

#EmptyTheTank

11



DWAYNE KOROMA

BERLIN, GERMANY

R-SO. × F × 6-8 × 205

kuh-rome-uh

@dwayneleroy2

@dwaynekoroma



COMPLETE BIO

Previous Schools: Salt Lake Community College / Iona × High School: Bishop Walsh (MD)

RECORD HIGHS

POINTS

Career 18 vs. Casper (11/4/22)

D-I 12 vs. Alcorn State (11/22/23)

Season Same As D-I

REBOUNDS

Career 11, 4x, Last vs. Oral Roberts (11/6/23)

D-I 11 vs. Oral Roberts (11/6/23)

Season Same As D-I

OFFENSIVE REBOUNDS

Career 7 vs. Oral Roberts (11/6/23)

D-I 6 vs. Oral Roberts (11/6/23)

Season Same As D-I

ASSISTS

Career 8 @ Community Christian (CA) (1/6/23)

D-I 3, 4x, Last vs. Alcorn State (11/22/23)

Season 3 vs. Alcorn State (11/22/23)

BLOCKS

Career 3 @ Community Christian (CA) (1/6/23)

D-I 2 vs. Morgan State (12/8/20)

Season 1 vs. UT Tyler (11/11/23)

FIELD GOALS MADE

Career 8 vs. Eastern Wyoming (11/19/22)

D-I 6 vs. Alcorn State (11/22/23)

Season Same As D-I

FREE THROWS MADE

Career 12 vs. Casper (11/4/22)

D-I 2, 2x, Last @ #3 Arizona (11/19/23)

Season 2 @ #3 Arizona (11/19/23)

MINUTES

Career 30, 2x, Last vs. Alcorn State (11/22/23)

D-I Same As D-I

Season 30 vs. Alcorn State (11/22/23)

MISCELLANEOUS

	Season	Career
Double-Figure Points	1	15
15+ Points	--	6
Double-Doubles	--	4
Double-Figure Rebounds	1	5
5+ Offensive Rebounds	1	2
3+ Assists	1	11
3+ Steals	--	4

CAREER STATS [D-I ONLY]

				Field Goals		3-Point		F-Throws		Rebounds				Scoring						
SEASON	TEAM	GP-GS	MIN/AVG	FG-FGA	FG%	3FG-3FGA	3FG%	FT-FTA	FT%	OFF	DEF	TOT	AVG	PF-FO	A	TO	BLK	STL	PTS	AVG
2020-21	Iona	18-12	274/15.2	21-49	.429	1-6	.167	5-15	.333	17	45	62	3.4	51-4	20	22	4	6	48	2.7
2023-24	UTA	5-5	125/25.0	12-22	.545	0-6	.000	3-9	.333	14	16	30	6.0	14-1	9	6	1	5	27	5.4
TOTAL FOR UTA		5-5	125/25.0	12-22	.545	0-6	.000	3-9	.333	14	16	30	6.0	14-1	9	6	1	5	27	5.4
TOTAL		23-17	399/17.3	33-71	.465	1-12	.083	8-24	.333	31	61	92	4.0	65-5	29	28	5	11	75	3.3

BIO BLAST

Transferred to UTA from Salt Lake Community College after beginning his career at Division-I Iona.

2023-24: 4+ rebounds in all four games.

2022-23 AT SALT LAKE CC: Averaged 9 points, 5 rebounds, 1.6 assists and 1.1 steals over 28 games in which he made 15 starts at Salt Lake CC ... helped lead the Bruins to the NJCAA Tournament Second Round.

2021-22 AT SALT LAKE CC: Utilized a redshirt season and did not play after enrolling and transferring in mid-year.

2020-21 AT IONA: Appeared in all 18 games for Iona during the COVID-impacted year ... made 10-straight starts to end the year, including the MAAC Championship and Iona's NCAA Tournament contest against Alabama.

GAME-BY-GAME STATS

Opponent	Date	GS	MIN	Total		3-Pointers		Free throws		Rebounds				PF	A	TO	BLK	STL	PTS	AVG
				FG-FGA	PCT	3FG-3FGA	PCT	FT-FTA	PCT	OFF	DEF	TOT	AVG							
Oral Roberts	11/06/2023	*	26:56	1-2	.500	0-1	.000	1-2	.500	6	5	11	11.0	4	0	3	0	0	3	3.0
UT Tyler	11/11/2023	*	21:03	3-7	.429	0-3	.000	0-0	.000	1	4	5	8.0	2	2	0	1	1	6	4.5
at New Mexico	11/16/2023	*	24:51	0-0	.000	0-0	.000	0-0	.000	2	3	5	7.0	5	2	1	0	1	0	3.0
at Arizona	11/19/2023	*	22:34	2-4	.500	0-1	.000	2-6	.333	2	3	5	6.5	1	2	1	0	3	6	3.8
Alcorn	11/22/2023	*	29:38	6-9	.667	0-1	.000	0-1	.000	3	1	4	6.0	2	3	1	0	0	12	5.4
Totals			5 125:03	12-22	.545	0-6	.000	3-9	.333	14	16	30	6.0	14	9	6	1	5	27	5.4

Player Averages

Games Played	Minutes/ game	Points/ game	FG Pct	3FG Pct	FT Pct	Rebounds/ game	Assists/ game	Turnovers/ game	Assist/Turnover ratio	Steals/ game	Blocks/ game
5	25.0	5.4	54.5	0.0	33.3	6.0	1.8	1.2	1.5	1.0	0.2

Last year at Salt Lake CC, he shot a gaudy 70.1% (94-134) from the floor, which was the 5th-highest percentage nationally. He was the only player in the country to connect at a 70% rate from the floor and the free throw line (72.1). The last time a JUCO player at any level (Division I, II or III) shot at least 70% from both the field and charity stripe for a season was 2019-20.

PAINT TOUCHES

- Grew up in Germany but moved to the United States in September of 2019 to complete his senior year of high school at Bishop Walsh in Cumberland, Md., where he was rated as a 3-star recruit.

- Played club ball in Europe for the Berlin Tigers.

- Cousin, Brandon Coleman, is a starting offensive lineman at TCU.

- Plays chess online.

12



RIGA, LATVIA

SO. × F × G-8 × 180

fred paul buh-GAT-skis

@fredspauls

@fredspauls

COMPLETE BIO

Previous Schools: Georgia Tech × High School: Complejo Educativo Mas Camarena (Valencia, Spain)

RECORD HIGHS

POINTS

Career 11 vs. UT Tyler (11/11/23)

Season Same As Career

REBOUNDS

Career 3 vs. UT Tyler (11/11/23)

Season Same As Career

ASSISTS

Career

Season

STEALS

Career

Season

FIELD GOALS MADE

Career 3 vs. UT Tyler (11/11/23)

Season Same As Career

3-POINTERS MADE

Career 3 vs. UT Tyler (11/11/23)

Season Same As Career

FREE THROWS MADE

Career 2 vs. UT Tyler (11/11/23)

Season Same As Career

MINUTES

Career 18 vs. UT Tyler (11/11/23)

Season Same As Career

BIO BLAST

Has missed the last three games with an ankle injury and is doubtful for Texas State.

Transferred to UTA from Georgia Tech following his freshman season in 2022-23 ... can stretch the floor with his long-range shooting prowess, and boasts a wealth of international experience ... chose Georgia Tech over Xavier and several other notable Big East programs ... played sparingly with the Yellow Jackets, who employed an extremely minimal rotation.

2022-23 AT GEORGIA TECH: Played in nine games, including five ACC contests ... scored his first collegiate points on a 3-pointer against Marquette (Nov. 23).

PAINT TOUCHES

- Moved from Latvia to Valencia, Spain, at the age of 14 to attend school and better develop his game at one of the elite facilities in Europe.
- Father, Ainars, played professionally in Europe and for the Latvian National Team for two decades before going on to be the head coach of the national side from 2011-17. Ainars is currently the head coach of CSO Voluntari in Romania.
- Ainars was previously the head coach of the Ukraine National Team from 2019-22; at the time he was just the second non-native Ukrainian to serve as the country's head coach (American Mike Fratello from 2011-14).
- Freds learned his shooting aptitude from his father, who earned the nickname 'The Golden Hand' as a career 40% 3-point shooter and 90% free-throw maker. He is still the all-time leading scorer for the Latvian National Team.

MISCELLANEOUS

	Season	Career
Double-Figure Points	1	1
20+ Points	--	--
Double-Doubles	--	--
5+ 3-Pointers	--	--
3+ Assists	--	--

• Played for the Latvian U16, U18 and U20 teams; the U20 event took place this summer (more info: page 5).

• In 2021-22, he played for Valencia's club team in Spain's LEB Silver League.

• Suited up for Valencia's U18 team from 2019-21, averaging 8.9 PPG.

GAME-BY-GAME STATS

Opponent	Date	GS	MIN	Total		3-Pointers		Free throws		Rebounds				PF		A		BLK		STL		PTS	
				FG	FGA	PCT	3FG	3FGA	PCT	FT	FTA	PCT	OFF	DEF	TOT	AVG	A	TO	BLK	STL	PTS	AVG	
Oral Roberts	11/06/2023		03:20	0-1	.000		0-1	.000		1-2	.500		0	0	0	0.0	0	0	0	0	1	1.0	
UT Tyler	11/11/2023		17:55	3-7	.429		3-6	.500		2-3	.667		0	3	3	1.5	0	0	0	0	11	6.0	
Totals		0	21:15	3-8	.375		3-7	.429		3-5	.600		0	3	3	1.5	0	0	0	0	12	6.0	

Player Averages

Games Played	Minutes/game	Points/game	FG Pct	3FG Pct	FT Pct	Rebounds/game	Assists/game	Turnovers/game	Assist/Turnover ratio	Steals/game	Blocks/game
2	10.6	6.0	37.5	42.9	60.0	1.5	0.0	0.0	0.0	0.0	0.0

CAREER STATS																					
				Field Goals		3-Point		F-Throws		Rebounds										Scoring	
SEASON	TEAM	GP-GS	MIN/AVG	FG-FGA	FG%	3FG-3FGA	3FG%	FT-FTA	FT%	OFF	DEF	TOT	AVG	PF-FO	A	TO	BLK	STL	PTS	AVG	
2022-23	GaTech	9-0	26/2.9	3-8	.375	2-6	.333	0-0	.000	0	0	0	0.0	3-0	0	0	0	0	8	0.9	
2023-24	UTA	2-0	21/10.6	3-8	.375	3-7	.429	3-5	.600	0	3	3	1.5	0-0	0	0	0	0	12	6.0	
TOTAL FOR UTA		2-0	21/10.6	3-8	.375	3-7	.429	3-5	.600	0	3	3	1.5	0-0	0	0	0	0	12	6.0	
TOTAL		11-0	47/4.3	6-16	.375	5-13	.385	3-5	.600	0	3	3	0.3	3-0	0	0	0	0	20	1.8	

13 KADE DOUGLAS

LANCASTER, TX FR. × 6 × 6-2 × 170



High School: Lancaster

RECORD HIGHS

POINTS	
Career	20 vs. Alcorn State (11/22/23)
Season	Same As Career
REBOUNDS	
Career	5 vs. Alcorn State (11/22/23)
Season	Same As Career
ASSISTS	
Career	3 vs. Alcorn State (11/22/23)
Season	Same As Career
STEALS	
Career	
Season	Same As Career
FIELD GOALS MADE	
Career	7 vs. Alcorn State (11/22/23)
Season	Same As Career
3-POINTERS MADE	
Career	6 vs. Alcorn State (11/22/23)
Season	Same As Career
FREE THROWS MADE	
Career	3 vs. UT Tyler (11/11/23)
Season	Same As Career
MINUTES	
Career	28 vs. Alcorn State (11/22/23)
Season	Same As Career

BIO BLAST

The only early signing period commitment of the 2023 Class which occurred in November of 2022 ... 3-star recruit by well-respected recruiting service 247Sports ... ranked as the #39 combo guard in the nation and the #31 overall recruit in Texas ... hometown is just 30 minutes from UTA's campus.

2023-24: 38 of his 44 points on the season have come against UT Tyler (18) and Alcorn State (20).

HIGH SCHOOL: As a senior in 2022-23, he was named the District 14-5A MVP ... 2021-22 District 14-5A First Team ... 2020-21 District 14-5A Sophomore of the Year ... All-State Academic Team member with a 4.0 GPA.

PAINT TOUCHES

• Coached by his father, Ferrin, at Lancaster, who won District 14-5A Coach of the Year in 2022-23, and was Co-Coach of the Year in 2021-22.

• Best part about being coached by his dad was creating life-long memories. Biggest thing he learned as being a coach's son was accountability.

• Won three-straight flag football state championships between 6th-8th grade while playing cornerback.

• Wants to get into commercial real estate following his basketball career.

• Pet Peeve: People who smack their lips/chew loudly.

• Go-To Food Place Back Home: Hickory House

MISCELLANEOUS

	Season	Career
Double-Figure Points	2	2
20+ Points	1	1
Double-Doubles	--	--
5+ 3-Pointers	2	2
5+ Assists	--	--
3+ Steals	--	--

• **Bucket-List Item:** Skydive

• **Bad Habit:** Being Too Hard On Himself

• **Must-Have App:** TikTok

• **Major:** Business Marketing

• **Go-To Food:** Chick-fil-A

• **Roommate:** Makaih Williams

GAME-BY-GAME STATS

Opponent	Date	GS	MIN	Total		3-Pointers		Free throws		Rebounds				PF		TO		BLK	STL	PTS	AVG
				FG-FGA	PCT	3FG-3FGA	PCT	FT-FTA	PCT	OFF	DEF	TOT	AVG	A	TO	A	TO				
UT Tyler	11/11/2023		13:06	5-11	.455	5-11	.455	3-3	1.000	0	1	1	1.0	1	0	0	0	0	0	18	18.0
at New Mexico	11/16/2023		04:39	1-4	.250	1-3	.333	0-0	.000	1	0	1	1.0	1	0	0	0	0	0	3	10.5
at Arizona	11/19/2023		07:18	1-3	.333	1-3	.333	0-0	.000	0	0	0	0.7	0	0	1	0	0	0	3	8.0
Alcorn	11/22/2023		27:36	7-13	.538	6-12	.500	0-0	.000	1	4	5	1.8	1	3	2	0	0	0	20	11.0
Totals			0 52:39	14-31	.452	13-29	.448	3-3	1.000	2	5	7	1.8	3	3	3	0	0	0	44	11.0

Player Averages

Games Played	Minutes/game	Points/game	FG Pct	3FG Pct	FT Pct	Rebounds/game	Assists/game	Turnovers/game	Assist/Turnover ratio	Steals/game	Blocks/game
4	13.2	11.0	45.2	44.8	100.0	1.8	0.8	0.8	1.0	0.0	0.0

CAREER STATS

				Field Goals		3-Point		F-Throws		Rebounds										Scoring	
SEASON	TEAM	GP-GS	MIN/AVG	FG-FGA	FG%	3FG-3FGA	3FG%	FT-FTA	FT%	OFF	DEF	TOT	AVG	PF-FO	A	TO	BLK	STL	PTS	AVG	
2023-24	UTA	4-0	53/13.2	14-31	.452	13-29	.448	3-3	1.000	2	5	7	1.8	3-0	3	3	0	0	44	11.0	
TOTAL		4-0	53/13.2	14-31	.452	13-29	.448	3-3	1.000	2	5	7	1.8	3-0	3	3	0	0	44	11.0	

22



SHEMAR WILSON

AVONDALE, AZ

SR. × F × 6-9 × 215

shuh-marr

@Shemar21_

@_22shemar

COMPLETE BIO

Previous School: Phoenix College × High School: Tolleson Union

RECORD HIGHS

POINTS

Career

29, 2x, Last @ New Mexico (11/16/23)

D-I

29 @ New Mexico (11/16/23)

Season

Same As D-I

REBOUNDS

Career

18 vs. Tohono O'odham (12/4/20)

D-I

16 vs. Hardin-Simmons (11/15/22)

Season

14 vs. Oral Roberts (11/6/23)

OFFENSIVE REBOUNDS

Career

11 vs. Arizona Christian JV (11/14/19)

D-I

8, 3x, Last vs. Utah Valley (1/5/23)

Season

7 @ New Mexico (11/16/23)

BLOCKS

Career

5 @ Scottsdale (12/11/20)

D-I

3, 3x, Last vs. Alcorn State (11/22/23)

Season

3, 2x, Last vs. Alcorn State (11/22/23)

STEALS

Career

4 vs. Glendale (11/20/20)

D-I

2, 6x, Last vs. California Baptist (1/25/23)

Season

1 vs. Oral Roberts (11/6/23)

FIELD GOALS MADE

Career

12 vs. Bismarck State (12/29/20)

D-I

11 @ New Mexico (11/16/23)

Season

Same As D-I

FREE THROWS MADE

Career

8, 3x, Last vs. Alcorn State (11/22/23)

D-I

Same As Career

Season

8 vs. Alcorn State (11/22/23)

MINUTES

Career

34, 2x, Last @ New Mexico (11/16/23)

D-I

Same As Career

Season

Same As Career

MISCELLANEOUS

Season

Career

Double-Figure Points

3

38

Double-Doubles

2

20

20+ Points

1

6

Double-Figure Rebounds

4

26

5+ Offensive Rebounds

3

23

3+ Blocks

2

10

Go-To Food Place In Arlington:

Cartel Taco Bar

BIO BLAST

WAC PLAYER OF THE WEEK (NOV. 20)

Averaged 24 points, 7 rebounds and 2.5 blocks in two games, shooting 76% (19-25) from the field and 82% (9-11) from the free throw line.

2023-24: Double-figure rebounds in four of five games this year.

2022-23: Finished 2nd on the team in scoring (10.9), 1st in rebounding (7.8) and tops in blocks (1.0) ... shot 54.9 percent from the floor (90-164) ... ranked 9th in the nation with 3.6 offensive rebounds per game ... missed the final eight games of the year due to a hip injury.

2019-20 AT PHOENIX COLLEGE: As a true freshman, he averaged 12.1 PPG and 9.8 RPG and was named All-Conference Third Team and All-Region Second Team.

PAINT TOUCHES

Sophomore year in 2020-21 was canceled due to COVID.

Received his undergraduate degree in universal studies, and is currently pursuing a second undergrad degree in broadcasting.

Wants to be a sports agent or analyst when his playing career is over.

Initially began rehab for his hip injury in June after receiving clearance, and in late August/early September he was given the go-ahead to resume all basketball activities, slowly working up to 100% by late October.

Chicago Bears fan; was born in Macomb, Ill., and lived there for a few years before moving to Phoenix. His dream sports moment would be the Bears winning the Super Bowl.

Ambidextrous – can do everything with both hands except shoot a basketball with his left.

GAME-BY-GAME STATS

Opponent	Date	GS	MIN	Total		3-Pointers		Free throws		Rebounds											
				FG-FGA	PCT	3FG-3FGA	PCT	FT-FTA	PCT	OFF	DEF	TOT	AVG	PF	A	TO	BLK	STL	PTS	AVG	
Oral Roberts	11/06/2023	*	34:18	2-14	.143	0-0	.000	4-8	.500	6	8	14	14.0	0	1	1	1	1	8	8.0	
UT Tyler	11/11/2023	*	19:35	4-8	.500	0-0	.000	1-2	.500	6	4	10	12.0	1	1	1	0	0	9	8.5	
at New Mexico	11/16/2023	*	33:44	11-13	.846	0-1	.000	7-9	.778	7	4	11	11.7	4	1	1	2	0	29	15.3	
at Arizona	11/19/2023	*	28:58	8-12	.667	1-2	.500	2-2	1.000	0	3	3	9.5	2	1	1	3	0	19	16.3	
Alcorn	11/22/2023	*	25:25	3-4	.750	0-0	.000	8-11	.727	4	8	12	10.0	3	1	1	3	0	14	15.8	
Totals			5 141:60	28-51	.549	1-3	.333	22-32	.688	23	27	50	10.0	10	5	5	9	1	79	15.8	

Player Averages

Games Played	Minutes/ game	Points/ game	FG Pct	3FG Pct	FT Pct	Rebounds/ game	Assists/ game	Turnovers/ game	Assist/Turnover ratio	Steals/ game	Blocks/ game
5	28.4	15.8	54.9	33.3	68.8	10.0	1.0	1.0	1.0	0.2	1.8

CAREER STATS (D-I ONLY)

SEASON	TEAM	GP-GS	MIN/AVG	FG-FGA	FG%	3FG-3FGA	3FG%	FT-FTA	FT%	OFF	DEF	TOT	AVG	PF-FO	A	TO	BLK	STL	PTS	AVG
2021-22	UTA	26-4	351/13.5	53-86	.616	0-1	.000	28-46	.609	47	52	99	3.8	62-1	10	19	8	8	134	5.2
2022-23	UTA	24-21	563/23.5	90-164	.549	3-6	.500	79-116	.681	87	101	188	7.8	70-2	19	45	23	12	262	10.9
2023-24	UTA	5-5	142/28.4	28-51	.549	1-3	.333	22-32	.688	23	27	50	10.0	10-0	5	5	9	1	79	15.8
TOTAL		55-30	1056/19.2	171-301	.568	4-10	.400	129-194	.665	157	180	337	6.1	142-3	34	69	40	21	475	8.6

#EmptyTheTank

23

23



STERLING GASTON-CHAPMAN

WICHITA, KS

JR. × G × 6-4 × 218

gas-TUN

X @SGC03_

@officialsgc23

COMPLETE BIO



Previous School: Tulsa × High School: Campus

RECORD HIGHS

POINTS

Career 11 @ South Florida (3/1/23)
Season 5 vs. UT Tyler (11/11/23)

REBOUNDS

Career 7 @ Oregon State (11/7/22)
Season 2 vs. UT Tyler (11/11/23)

ASSISTS

Career 3 @ Tulane (1/4/23)
Season

STEALS

Career 3 vs. UCF (2/26/23)
Season 1 vs. UT Tyler (11/11/23)

FIELD GOALS MADE

Career 3, 5x, Last @ South Florida (3/1/23)
Season 2 vs. UT Tyler (11/11/23)

3-POINTERS MADE

Career 1, 4x, Last @ South Florida (3/1/23)
Season

FREE THROWS MADE

Career 6 vs. Loyola Chicago (11/17/22)
Season 1 vs. UT Tyler (11/11/23)

MINUTES

Career 31 @ South Florida (3/1/23)
Season 16 vs. UT Tyler (11/11/23)

MISCELLANEOUS

	Season	Career
Double-Figure Points	--	1
20+ Points	--	--
Double-Doubles	--	--
5+ Rebounds	--	6
3+ 3-Pointers	--	--
2+ Steals	--	5

• **Favorite Restaurant:** Tasty Tails
 (New Orleans Seafood)

• **Bad Habits:** Procrastination &
 Biting His Nails

• **Gets His News From:** Instagram &
 YouTube.

• **Biggest Fear:** Not Accomplishing
 His Goals

BIO BLAST

2023-24: Season bests of 5 points and
 2 rebounds versus UT Tyler.

2022-23 AT TULSA: Made 18 starts and
 played in all 30 games, averaging 3.9
 points and 3 rebounds per contest ...
 scored a season-high 11 points in the
 regular-season finale at South Florida
 (Mar. 1) ... reached at least eight points
 on five other occasions.

2021-22 AT TULSA: Played in 17 games,
 averaging 1.5 points ... delivered a sea-
 son-high seven points off the bench at
 UCF (Feb. 14) ... appeared in 13 of the
 final 14 games of the year after making
 his collegiate debut versus SMU (Dec.
 29).

PAINT TOUCHES

• Became Campus High School's all-
 time leading scorer when he had 18
 points, 18 rebounds and five assists in
 a win over Derby HS on Feb. 19 of his
 senior season in 2020-21.

• Averaged 19.1 points, 12.1 rebounds, 3.8
 assists and 2.1 steals as a senior, earn-
 ing all-state and all-metro honors.

• Named Kansas Class 6A Player of
 the Year as a junior after averaging 17.7
 points, 6.8 rebounds, 3.2 assists and 2.5
 steals, leading Campus to a 23-0 record
 before COVID shut down the season.

• Had a daughter (Nadiya) this summer.

• Career goal outside of basketball it to
 invest in, and give back to, the youth.

• His legal middle name is LeBron James:
 Sterling LeBron James Gaston-Chapman

GAME-BY-GAME STATS

Opponent	Date	GS	MIN	Total		3-Pointers		Free throws		Rebounds				PF				PTS			
				FG-FGA	PCT	3FG-3FGA	PCT	FT-FTA	PCT	OFF	DEF	TOT	AVG	A	TO	BLK	STL	PTS	AVG		
Oral Roberts	11/06/2023		02:04	0-0	.000	0-0	.000	0-0	.000	1	0	1	1.0	0	0	0	0	0	0.0		
UT Tyler	11/11/2023		15:42	2-4	.500	0-2	.000	1-1	1.000	0	2	2	1.5	1	0	1	0	1	2.5		
at Arizona	11/19/2023		08:31	0-4	.000	0-0	.000	0-0	.000	1	0	1	1.3	4	0	1	0	0	1.7		
Alcorn	11/22/2023		01:26	0-0	.000	0-0	.000	0-0	.000	0	0	0	1.0	0	0	0	0	0	1.3		
Totals		0	27:43	2-8	.250	0-2	.000	1-1	1.000	2	2	4	1.0	5	0	2	0	1	5	1.3	

Player Averages

Games Played	Minutes/ game	Points/ game	FG Pct	3FG Pct	FT Pct	Rebounds/ game	Assists/ game	Turnovers/ game	Assist/Turnover ratio	Steals/ game	Blocks/ game
4	6.9	1.3	25.0	0.0	100.0	1.0	0.0	0.5	0.0	0.3	0.0

CAREER STATS

				Field Goals		3-Point		F-Throws		Rebounds										Scoring	
SEASON	TEAM	GP-GS	MIN/AVG	FG-FGA	FG%	3FG-3FGA	3FG%	FT-FTA	FT%	OFF	DEF	TOT	AVG	PF-FO	A	TO	BLK	STL	PTS	AVG	
2021-22	Tulsa	17-0	88/5.2	7-17	.412	1-5	.200	10-17	.588	9	5	14	0.8	19-1	0	6	1	3	25	1.5	
2022-23	Tulsa	30-18	534/17.8	39-125	.312	3-27	.111	36-48	.750	39	52	91	3.0	71-3	10	26	7	24	117	3.9	
2023-24	UTA	4-0	28/6.9	2-8	.250	0-2	.000	1-1	1.000	2	2	4	1.0	5-0	0	2	0	1	5	1.3	
TOTAL FOR UTA		4-0	28/6.9	2-8	.250	0-2	.000	1-1	1.000	2	2	4	1.0	5-0	0	2	0	1	5	1.3	
TOTAL		51-18	650/12.8	48-150	.320	4-34	.118	47-66	.712	50	59	109	2.1	95-4	10	34	8	28	147	2.9	



OAK CLIFE TX

JR. x C x 6-10 x 250

 @big_baby_baller

 @thedarriusmiles

COMPLETE RI

Previous Schools: Western Kentucky / Odessa College x High School: Oak Cliff Faith Family Academy

BIO BLAST

PAINT TOUCHES

Transferred to UTA following two years at Western Kentucky and one semester at Odessa College.

- Joined Odessa College midway through the COVID-impacted 2020-21 campaign. He appeared in 17 games, starting in late January, shooting 61% from the field for the year.

- Coming out of Oak Cliff Faith Family Academy he was rated as a 3-star prospect by 247Sports.

- Named All-District 10-4A First Team as a senior by the Dallas Morning News.

- Has lost 90 pounds since coming out of high school.

- Father, Derrick, is a pastor who currently has an online ministry every Sunday: Iwant2cuwin.org.

- Pet Peeve: People staring at him due to his height.

- Youngest of seven children by 10 years (3 brothers, 3 sisters).

- Mom, Lynn, was a national-renowned caterer; did numerous celebrity weddings.

2023-24: First points this year against a Division-I opponent with 3 at #3 Arizona, including his first-career free throw versus any D-I team.

2022-23 AT WESTERN KENTUCKY: Appeared in 10 games ... averaged 1.3 points in just 2.7 minutes per contest ... shot 50 percent (6-12) from the field for the year.

2021-22 AT WESTERN KENTUCKY: Played in one game, recording four points and two rebounds in 10 minutes of action at Kentucky (Dec. 22).

GAME-BY-GAME STATS

Opponent	Date	GS	MIN	Total		3-Pointers		Free throws		Rebounds			PF	A	TO	BLK	STL	PTS	AVG	
				FG-FGA	PCT	3FG-3FGA	PCT	FT-FTA	PCT	OFF	DEF	TOT								AVG
UT Tyler	11/11/2023		13:22	2-3	.667	0-1	.000	0-0	.000	2	3	5	5.0	3	0	2	0	4	4.0	
at Arizona	11/19/2023		08:38	1-3	.333	0-1	.000	1-3	.333	0	2	2	3.5	0	0	1	0	0	3.5	
Alcorn	11/22/2023		02:35	1-2	.500	0-1	.000	0-0	.000	0	1	1	2.7	0	0	1	0	0	2.7	
Totals		0	24:35	4-8	.500	0-3	.000	1-3	.333	2	6	8	2.7	3	0	4	0	0	9	3.0

Player Averages

Games Played	Minutes/game	Points/game	FG Pct	3FG Pct	FT Pct	Rebounds/game	Assists/game	Turnovers/game	Assist/Turnover ratio	Steals/game	Blocks/game
3	8.2	3.0	50.0	0.0	33.3	2.7	0.0	1.3	0.0	0.0	0.0

MISCELLANEOUS

	Season	Career
Double-Figure Points	--	1
Double-Doubles	--	--
20+ Points	--	--
3+ Offensive Rebounds	--	1
2+ Blocks	--	1

- **Go-To Food:** Henderson Chicken
- **Must-Have App:** Instagram

CAREER STATS (D-I ONLY)

				Field Goals		3-Point		F-Throws		Rebounds									Scoring	
SEASON	TEAM	GP-GS	MIN/AVG	FG-FGA	FG%	3FG-3FGA	3FG%	FT-FTA	FT%	OFF	DEF	TOT	AVG	PF-FO	A	TO	BLK	STL	PTS	AVG
2021-22	WestKy	1-0	10/10.0	2-5	.400	0-1	.000	0-0	.000	2	0	2	2.0	2-0	0	0	0	0	4	4.0
2022-23	WestKy	10-0	27/2.7	6-12	.500	1-3	.333	0-2	.000	3	2	5	0.5	4-0	0	0	0	0	13	1.3
2023-24	UTA	3-0	25/8.2	4-8	.500	0-3	.000	1-3	.333	2	6	8	2.7	3-0	0	4	0	0	9	3.0
TOTAL FOR UTA		3-0	25/8.2	4-8	.500	0-3	.000	1-3	.333	2	6	8	2.7	3-0	0	4	0	0	9	3.0
TOTAL		14-0	62/4.4	12-25	.480	1-7	.143	1-5	.200	7	8	15	1.1	9-0	0	4	0	0	26	1.9

30 FABIO BASILI

ORLANDO, FL

SO. × G × 6-4 × 175

fah-bee-oh buh-silly

X @BucketFobb

@bucket.fob



COMPLETE BIO

Previous School: Louisville × High School: Oak Ridge

RECORD HIGHS

POINTS

Career 7 @ New Mexico (11/16/23)
Season Same As Career

REBOUNDS

Career 5 @ Virginia (3/4/23)
Season 4 vs. Oral Roberts (11/6/23)

ASSISTS

Career 3, 3x, Last @ #3 Arizona (11/19/23)
Season 3, 2x, Last @ #3 Arizona (11/19/23)

STEALS

Career 2 vs. Florida A&M (12/17/22)
Season 1 vs. Oral Roberts (11/6/23)

FIELD GOALS MADE

Career 3, 3x, Last @ New Mexico (11/16/23)
Season 3, 2x, Last @ New Mexico (11/16/23)

3-POINTERS MADE

Career 2, 2x, Last @ #3 Arizona (11/19/23)
Season 2 @ #3 Arizona (11/19/23)

FREE THROWS MADE

Career 3 vs. Maryland (11/29/22)
Season

MINUTES

Career 18 @ #3 Arizona (11/19/23)
Season Same As Career

MISCELLANEOUS

	Season	Career
Double-Figure Points	--	--
20+ Points	--	--
3+ 3-Pointers	--	--
5+ Rebounds	--	1
Games w/ A Steal	1	9

- **Go-To Fast Food:** Chick-fil-A
- **Spare Time:** Fishing & Hunting
- **Bad Habit:** Too Much Screen Time
- **Pet Peeve:** Lying
- **Underrated Part Of His Game:** Dunking

CAREER STATS

				Field Goals		3-Point		F-Throws		Rebounds				Scoring						
SEASON	TEAM	GP-GS	MIN/AVG	FG-FGA	FG%	3FG-3FGA	3FG%	FT-FTA	FT%	OFF	DEF	TOT	AVG	PF-FO	A	TO	BLK	STL	PTS	AVG
2022-23	LOU	17-0	138/8.1	10-37	.270	3-14	.214	4-7	.571	5	18	23	1.4	28-0	10	11	1	9	27	1.6
2023-24	UTA	5-0	47/9.3	8-15	.533	3-7	.429	0-0	.000	1	7	8	1.6	5-0	8	9	1	1	19	3.8
TOTAL FOR UTA		5-0	47/9.3	8-15	.533	3-7	.429	0-0	.000	1	7	8	1.6	5-0	8	9	1	1	19	3.8
TOTAL		22-0	185/8.4	18-52	.346	6-21	.286	4-7	.571	6	25	31	1.4	33-0	18	20	2	10	46	2.1

BIO BLAST

Transferred from Louisville ... 3-star recruit coming out of high school who chose Louisville over Kansas State, DePaul, Florida Atlantic and others ... originally planned to be a part of the 2022 class, reclassified to 2023 and then returned to the 2022 class after completing some course work.

2023-24: Scored at least 6 points in the first three games of the year against Division-I opponents.

2022-23 AT LOUISVILLE: Averaged 1.6 and 1.4 rebounds in limited minutes ... delivered a trio of season-best six-point outings against Maryland (Nov. 29), Western Kentucky (Dec. 14) and Notre Dame (Jan. 28).

PAINT TOUCHES

• Member of the 2022-23 All-ACC Academic Men's Basketball Team.

• Scored more than 1,600 career points at Oak Ridge High School, helping his team to the state semifinals twice and the quarterfinals once.

• Averaged 19.6 points, 4.8 assists and 4.1 rebounds per game as a senior in 2021-22, shooting 55% from the field and 39% from 3-point range and receiving Honorable Mention All-State recognition.

• Best moment of his athletic career to this point was winning AAU Nationals and Peach Jam in the same year.

• Dad is from Italy; mom is from Zambia in southern Africa. His grandparents moved the family from Italy to Africa, where his parents met. His grandparents owned and operated a grocery shop in Zambia.

GAME-BY-GAME STATS

Opponent	Date	GS	MIN	Total		3-Pointers		Free throws		Rebounds				PF	A	TO	BLK	STL	PTS	AVG
				FG-FA	PCT	3FG-3FA	PCT	FT-FTA	PCT	OFF	DEF	TOT	AVG							
Oral Roberts	11/06/2023		13:00	3-5	.600	0-2	.000	0-0	.000	1	3	4	4.0	0	2	2	1	1	6	6.0
UT Tyler	11/11/2023		08:11	0-0	.000	0-0	.000	0-0	.000	0	1	1	2.5	2	3	4	0	0	0	3.0
at New Mexico	11/16/2023		05:37	3-3	1.000	1-1	1.000	0-0	.000	0	0	0	1.7	2	0	0	0	0	7	4.3
at Arizona	11/19/2023		17:30	2-7	.286	2-4	.500	0-0	.000	0	3	3	2.0	1	3	2	0	0	6	4.8
Alcorn	11/22/2023		02:25	0-0	.000	0-0	.000	0-0	.000	0	0	0	1.6	0	0	1	0	0	0	3.8
Totals		0	46:43	8-15	.533	3-7	.429	0-0	.000	1	7	8	1.6	5	8	9	1	1	19	3.8

Player Averages

Games Played	Minutes/game	Points/game	FG Pct	3FG Pct	FT Pct	Rebounds/game	Assists/game	Turnovers/game	Assist/Turnover ratio	Steals/game	Blocks/game
5	9.3	3.8	53.3	42.9	0.0	1.6	1.6	1.8	0.9	0.2	0.2

STARTING LINEUPS GAME-BY-GAME

DATE	OPPONENT	PG	SG	SF	PF	C	UTA RECORD
Nov. 6	Oral Roberts	Vining	Talbot	Gordon	Koroma	Wilson	1-0
Nov. 11	UT Tyler	Vining	Talbot	Gordon	Koroma	Wilson	2-0
Nov. 16	@ New Mexico	Vining	Talbot	Gordon	Koroma	Wilson	2-1
Nov. 19	@ #3 Arizona	Vining	Talbot	Gordon	Koroma	Wilson	2-2
Nov. 22	Alcorn State	Williams	Talbot	Gordon	Koroma	Wilson	3-2

UTA VS. TEXAS STATE ALL-TIME SERIES

UTA LEADS: 41-38

UTA @ Home: 25-13

Away: 14-22

12.6.84	San Marcos	L	68-80	2.21.04	Arlington	W	73-64
12.10.84	Arlington	W	78-63	2.5.05	San Marcos	L	72-75
11.26.85	San Marcos	W	73-68	3.2.05	Arlington	L	62-66
12.2.85	Arlington	W	78-73	1.12.06	Arlington	W	83-64
12.1.86	San Marcos	L	76-80	2.3.07	San Marcos	W	110-103
12.8.86	Arlington	L	76-82	3.3.07	Arlington	W	93-84
1.30.88	San Marcos	L	73-75 (OT)	2.9.08	Arlington	W	99-81
2.18.88	Arlington	W	80-75	3.7.08	San Marcos	L	97-86
1.28.89	Arlington	L	61-66	1.10.09	San Marcos	L	76-87
2.16.89	San Marcos	L	64-76	1.31.09	Arlington	L	78-80
1.13.90	San Marcos	L	67-88	1.9.10	Arlington	L	60-64
2.10.90	Arlington	W	67-65	1.30.10	San Marcos	W	82-78
1.12.91	Arlington	W	101-95	1.29.11	Arlington	W	83-66
2.9.91	San Marcos	W	118-84	2.12.11	San Marcos	L	71-79
1.4.92	Arlington	W	96-70	1.28.12	San Marcos	W	82-79
3.2.92	Arlington	W	80-63	2.11.12	Arlington	W	73-53
1.30.93	San Marcos	W	67-66	1.12.13	Arlington	W	91-74
2.25.93	Arlington	L	70-78	2.7.13	San Marcos	W	75-50
3.5.93	Monroe, La.	W	83-79	1.18.14	San Marcos	W	56-48
1.29.94	San Marcos	L	65-80	2.15.14	Arlington	W	69-62
2.24.94	Arlington	L	66-94	1.19.15	Arlington	W	66-55
12.30.94	San Marcos	L	66-69	2.12.15	San Marcos	W	70-61
3.4.95	Arlington	W	80-64	3.12.15	New Orleans	L	62-68
1.22.96	San Marcos	L	72-80	2.9.16	San Marcos	W	65-53
3.2.96	Arlington	L	58-76	3.1.16	Arlington	W	75-69
1.15.97	Arlington	W	66-63 (OT)	3.11.16	New Orleans	W	72-63
2.20.97	San Marcos	L	63-64	1.7.17	San Marcos	L	73-61
1.8.98	San Marcos	L	52-70	2.4.17	Arlington	W	76-81
2.12.98	Arlington	L	63-73	3.11.17	New Orleans	L	62-83
1.9.99	San Marcos	L	45-66	2.10.18	Arlington	W	70-68 (OT)
12.28.99	Arlington	W	88-68	3.2.18	San Marcos	W	85-82
2.5.00	San Marcos	L	66-89	2.2.19	San Marcos	W	84-77 (2OT)
12.9.00	San Marcos	L	69-78	3.9.19	Arlington	W	81-73
2.12.01	Arlington	L	65-77	1.25.20	San Marcos	W	64-62
1.26.02	San Marcos	L	84-100	2.28.20	Arlington	L	85-87 (3OT)
2.26.02	Arlington	W	63-59	2.11.21	Arlington	L	56-63
1.23.03	Arlington	L	53-58	2.13.21	San Marcos	L	68-79
2.27.03	San Marcos	W	50-47	1.27.22	Arlington	W	70-58
1.15.04	San Marcos	L	68-82	1.29.22	San Marcos	L	53-58
				12.10.22	Fort Worth	L	65-71

COMBINATION INFO

Lineup	Combination	Times Used	Record	Last Used
1	Vining, Talbot, Gordon, Koroma, Wilson	4	2-2	Nov. 19
2	Williams, Talbot, Gordon, Koroma, Wilson	1	1-0	Nov. 22

STARTING STREAKS & TOTALS

#	PLAYER	STREAK	2023-24	D-I CAREER	UTA CAREER	WAC PLAY
2	Makaih Williams	1	1	1	1	--
3	DaJuan Gordon	5	5	86	5	5
4	Akili Vining	4	4	4	4	--
5	Brandyn Talbot	5	5	9	9	--
11	Dwayne Koroma	5	5	17	5	--
22	Shemar Wilson	5	5	30	30	8

SPECIALTY POINT BREAKDOWN

DATE	OPPONENT	PAINT		OFF TURNOVERS		2ND CHANCE		FASTBREAK		BENCH	
		OPP.	UTA	OPP.	UTA	OPP.	UTA	OPP.	UTA	OPP.	UTA
Nov. 6	Oral Roberts	26	30	11	8	11	17	2	7	8	15
Nov. 11	UT Tyler	24	32	20	18	13	17	2	12	41	55
Nov. 16	@ New Mexico	44	48	11	7	8	22	16	3	5	27
Nov. 19	@ #3 Arizona	48	28	24	10	16	10	17	9	37	21
Nov. 22	Alcorn State	26	32	5	7	6	21	8	6	14	36
Nov. 25	Texas State										
Nov. 29	Abilene Christian*										
Dec. 2	@ Grand Canyon*										
Dec. 6	UNT Dallas										
Dec. 16	vs. Air Force										
Dec. 21	@ Texas Tech										
Dec. 23	@ North Texas										
Jan. 1	@ Texas										
Jan. 4	@ Tarleton State*										
Jan. 6	@ Stephen F. Austin*										
Jan. 11	Utah Valley*										
Jan. 13	Seattle U*										
Jan. 18	UTRGV*										
Jan. 20	@ Abilene Christian*										
Jan. 27	Grand Canyon*										
Feb. 1	@ Southern Utah*										
Feb. 3	@ Utah Tech*										
Feb. 8	@ California Baptist*										
Feb. 10	Stephen F. Austin*										
Feb. 15	Tarleton State*										
Feb. 17	@ UTRGV*										
Feb. 22	Southern Utah*										
Feb. 24	Utah Tech*										
Feb. 29	@ Seattle U*										
Mar. 2	@ Utah Valley*										
Mar. 7	California Baptist*										
Mar. 13-16	WAC Tournament										

HALF STATISTICAL COMPARISONS / LARGEST LEADS

FOR UTA...

Most 1st-Half Points / vs. D-I Opponent.....50 vs. UT Tyler (Nov. 11) / 37 @ #3 Arizona (Nov. 19)
Fewest 1st-Half Points31 vs. Oral Roberts (Nov. 6)

Most 2nd-Half Points46 vs. Alcorn State (Nov. 22)
Fewest 2nd-Half Points19 @ #3 Arizona (Nov. 19)

Largest Halftime Lead / vs. D-I Opponent.....26 (50-24) vs. UT Tyler (Nov. 11) / 3 (36-33) vs. Alcorn State (Nov. 22)
Largest Halftime Deficit12 (48-36) @ New Mexico (Nov. 16)

Largest Lead @ Any Point / vs. D-I Opponent.....39 (4:03 2nd) vs. UT Tyler (Nov. 11) / 17, (3:05 2nd) vs. Alcorn State (Nov. 22)

FOR OPPONENT...

Most 1st-Half Points48, New Mexico (Nov. 16)
Fewest 1st-Half Points / D-I Opponent.....24, UT Tyler (Nov. 11) / 33, Alcorn State (Nov. 22)

Most 2nd-Half Points58, #3 Arizona (Nov. 19)
Fewest 2nd-Half Points34, New Mexico (Nov. 16)

Largest Lead @ Any Point.....48 (:16 2nd), #3 Arizona (Nov. 19)

GAME BOXES & QUICK SNAPSHOTS

ORAL ROBERTS

W, 75-71

Oral Roberts - 71															
Record: 5-1															
NO. Name	Min	FG	3P	FT	Rebounds	Fouls	TP	AS	TO	ST	Blocks	BS	BA	+	
14 DeShang Weaver	F 37:02	7-10	3-5	0-0	2	4	6	4	0	17	0	1	2	8	0
22 Josh Jones	C 12:32	1-3	0-0	0-0	1	4	5	5	0	2	2	1	0	1	0
2 Kareem Thompson	G 40:00	7-12	4-7	2-5	1	4	5	3	3	20	5	2	1	0	0
10 Issac McBride	G 40:00	3-18	2-12	4-4	0	2	2	1	3	12	1	1	1	0	0
3 Jalen Bedford	G 37:13	3-12	1-5	5-10	1	3	4	2	7	12	1	0	1	0	0
20 Trey Phipps	02:47	0-0	0-0	0-0	0	0	0	0	0	0	0	1	0	0	0
23 Sir Issac Herron	04:40	0-0	0-0	0-0	1	1	2	0	0	0	0	0	0	0	0
12 Jalen Miller	25:40	3-5	0-2	2-3	0	3	3	2	3	8	1	0	1	0	0
Team					1	6	7			0	0				
Totals	24-60	10-31	13-22	7	27	34	21	16	71	0	6	5	9	2	4

Shooting By Period		
1st FG	13-30	43.3%
2nd FG	11-20	55.0%
3rd FG	6-16	37.5%
4th FG	4-6	66.7%
5th FG	1-3	33.3%
GM FG	24-60	40.0%
3PT	10-31	32.3%
FT	24-31	77.4%
DRB	22	59.1%

Shooting By Period		
1 st	FG%	13-30 43.3%
	3PT%	6-16 37.5%
	FT%	4-8 50%
2 nd	FG%	11-30 36.7%
	3PT%	4-15 26.7%
	FT%	9-14 64.3%
GM	FG%	24-60 40.0%
	3PT%	10-31 32.3%
	FT%	13-22 59.1%

Dead Ball Rebounds: 5, 0

UT Arlington - 75																
Record: 1-8																
NO. Name	Min	FG	3P	FT	Rebounds	Fouls	TP	AS	TO	ST	Blocks	BS	BA	+		
11 Dwayne Koroma	F 26:56	1-2	0-1	1-2	6	5	11	4	2	3	0	3	0	0	0	2
22 Shemar Wilson	F 34:18	2-14	0-0	4-8	6	8	14	0	7	8	1	1	1	1	5	-2
3 DuJuan Gordon	G 35:27	8-20	1-8	7-7	5	9	14	2	6	24	0	3	2	0	1	-1
4 Akili Vining	G 33:22	5-12	4-7	0-0	0	3	3	3	14	1	1	0	0	0	0	5
5 Brandy Talbot	G 26:17	3-8	3-5	2-2	1	3	2	1	11	5	2	1	0	1	0	0
00 Aaron Cash	06:46	0-3	0-0	0-0	0	0	0	0	0	0	0	0	0	0	0	-2
2 Makaih Williams	04:40	0-0	0-0	0-0	2	5	3	6	5	0	0	1	0	1	1	9
12 Freds Pauls Bagatskis	03:20	0-1	0-1	1-2	0	0	0	0	1	1	0	0	0	0	0	0
30 Fabio Basili	13:00	3-5	0-2	0-0	1	3	4	0	6	2	2	1	1	0	10	12
23 Sterling Gaston-Chapman	02:04	0-0	0-0	0-0	1	0	1	0	0	0	0	0	0	0	0	0
Team					1	2	3			0	0					
Totals		24-69	9-26	19-25	22	33	55	16	21	75	14	12	5	2	9	4

Shooting By Period			
1 st FG	10-35	28.6%	
2 nd FG	7-10	70.0%	
3 rd FG	7-13	53.8%	
4 th FG	14-34	41.2%	
3PT	5-16	31.3%	
2 nd FG	21-49	42.9%	
3PT	11-29	37.9%	
3PT	11-29	37.9%	
3PT	18-25	72.0%	

Dead Ball Rebounds: 3

Shooting By Period			
1 st	FG%	10-35	28.6%
	3PT%	4-10	40.0%
	FT%	7-10	70%
2 nd	FG%	14-34	41.2%
	3PT%	5-16	31.3%
	FT%	11-15	73.3%
GM	FG%	24-69	34.8%
	3PT%	9-26	34.6%
	FT%	18-25	72.0%

Dead Ball Rebounds: 3, 0

	ORU	UTA	Period by Period Scoring			
Biggest Lead	11 (2 nd 17:27)	6 (2 nd 3:55)	1st	2nd	TOT	
Best Scoring Run	9 (1 st 4:04)	7 (1 st 11:35)	ORU	36	35	71
Lead Changes	8	11	UTA	31	44	75
Times Tied	7					
Time with Lead	24:13	14:11				

Trailing by as much as 11 early in the 2nd half, UTA eventually took a 65-59 lead with under 4 minutes remaining and used a pair of Gordon free throws with 5 seconds left to ice it.

UT TYLER

W, 95-64

UT Tyler - 64															
Record: 0-1															
NO.	Name	Min	FG	3P	FT	Rebounds	Fouls	TP	AS	TO	ST	Blocks	BS	BA	+
Shooting By Period															
		</													

Shooting By Period		
FG%	9-33	27.3%
3PT%	1-9	11.1%
FT%	5-6	83.3%
1st FG%	14-31	45.2%
3PT%	7-12	58.3%
FT%	5-9	55.6%
2nd FG%	23-64	35.9%
3PT%	8-21	38.1%
FT%	10-15	66.7%
Dead Ball Rebounds: 1		

Dead Ball Rebounds: 1, 0

UT Arlington - 95														
Record: 3-8														
NO.	Name	Min	FG	3P	FT	Rebounds	Fouls	TP	AS	TO	ST	Blocks	BS	BA
11	Dwayne Koroma	F 21:03	3-7	0-3	0-0	1	4	5	2	0	6	2	0	1
22	Shemar Wilson	F 19:32	4-8	0-0	1-2	6	4	10	1	1	9	1	0	0
3	DuJuan Gordon	G 23:06	5-9	4-7	0-0	0	1	10	11	3	14	4	2	4
4	Akili Vining	G 17:54	2-4	2-3	0-0	1	2	3	1	0	6	3	1	0
5	Brandy Talbot	G 17:39	2-6	1-5	0-0	0	0	0	5	2	0	0	0	0
00	Aaron Cash	14:47	3-5	0-0	0-0	3	1	1	0	0	0	0	1	0
2	Makaih Williams	17:41	3-6	2-5	3-4	1	2	3	4	7	11	6	2	0
12	Fieds Pauls Bagatskis	17:55	3-7	3-6	2-3	0	3	3	0	1	11	0	0	0
24	Darius Miles	13:22	2-3	0-1	0-0	2	3	3	1	4	2	0	0	0
30	Fabio Basili	08:11	0-0	0-0	0-0	0	1	1	2	0	0	3	4	0
23	Sterling Gaston-Chapman	15:42	2-4	0-2	1-1	0	2	2	1	1	5	0	1	1
13	Kade Douglas	13:06	5-11	5-11	5-3	1	1	1	1	1	18	0	0	0
Team						0	0	0						
Totals			34-70	17-43	10-13	15	33	48	16	15	85	26	15	7

Shooting By Period		
1st	FG	16-31 51.6%
2nd	FG	10-20 50.0%
3rd	FG	10-20 50.0%
4th	FG	19-39 48.7%
OT	FG	3-3 100%
3PT		8-23 34.8%
FT		10-13 76.9%
GM FG		34-70 48.6%
GM 3PT		17-43 39.5%
GM FT		10-13 76.9%

UT Arlington - 95

UT Arlington - 95

UT Arlington - 95

UT Arlington - 95

UT Arlington - 95

UT Arlington - 95

UT Arlington - 95

UT Arlington - 95

UT Arlington - 95

UT Arlington - 95

UT Arlington - 95

UT Arlington - 95

UT Arlington - 95

UT Arlington - 95

UT Arlington - 95

UT Arlington - 95

UT Arlington - 95

UT Arlington - 95

UT Arlington - 95

UT Arlington - 95

UT Arlington - 95

UT Arlington - 95

UT Arlington - 95

UT Arlington - 95

UT Arlington - 95

UT Arlington - 95

UT Arlington - 95

UT Arlington - 95

UT Arlington - 95

UT Arlington - 95

UT Arlington - 95

UT Arlington - 95

UT Arlington - 95

UT Arlington - 95

UT Arlington - 95

UT Arlington - 95

UT Arlington - 95

UT Arlington - 95

UT Arlington - 95

UT Arlington - 95

UT Arlington - 95

UT Arlington - 95

UT Arlington - 95

UT Arlington - 95

UT Arlington - 95

UT Arlington - 95

UT Arlington - 95

UT Arlington - 95

UT Arlington - 95

UT Arlington - 95

UT Arlington - 95

UT Arlington - 95

UT Arlington - 95

UT Arlington - 95

UT Arlington - 95

UT Arlington - 95

UT Arlington - 95

UT Arlington - 95

UT Arlington - 95

UT Arlington - 95

UT Arlington - 95

UT Arlington - 95

UT Arlington - 95

UT Arlington - 95

UT Arlington - 95

UT Arlington - 95

UT Arlington - 95

UT Arlington - 95

UT Arlington - 95

UT Arlington - 95

UT Arlington - 95

UT Arlington - 95

UT Arlington - 95

UT Arlington - 95

UT Arlington - 95

UT Arlington - 95

UT Arlington - 95

UT Arlington - 95

UT Arlington - 95

UT Arlington - 95

UT Arlington - 95

UT Arlington - 95

UT Arlington - 95

UT Arlington - 95

UT Arlington - 95

UT Arlington - 95

UT Arlington - 95

UT Arlington - 95

UT Arlington - 95

UT Arlington - 95

UT Arlington - 95

UT Arlington - 95

UT Arlington - 95

UT Arlington - 95

UT Arlington - 95

UT Arlington - 95

UT Arlington - 95

UT Arlington - 95

UT Arlington - 95

UT Arlington - 95

UT Arlington - 95

UT Arlington - 95

UT Arlington - 95

UT Arlington - 95

UT Arlington - 95

UT Arlington - 95

UT Arlington - 95

UT Arlington - 95

UT Arlington - 95

UT Arlington - 95

UT Arlington - 95

UT Arlington - 95

UT Arlington - 95

UT Arlington - 95

UT Arlington - 95

UT Arlington - 95

UT Arlington - 95

UT Arlington - 95

UT Arlington - 95

UT Arlington - 95

UT Arlington - 95

UT Arlington - 95

UT Arlington - 95

UT Arlington - 95

UT Arlington - 95

UT Arlington - 95

UT Arlington - 95

UT Arlington - 95

UT Arlington - 95

UT Arlington - 95

UT Arlington - 95

UT Arlington - 95

UT Arlington - 95

UT Arlington - 95

UT Arlington - 95

UT Arlington - 95

UT Arlington - 95

UT Arlington - 95

UT Arlington - 95

UT Arlington - 95

UT Arlington - 95

UT Arlington - 95

UT Arlington - 95

UT Arlington - 95

UT Arlington - 95

UT Arlington - 95

UT Arlington - 95

UT Arlington - 95

UT Arlington - 95

UT Arlington - 95

UT Arlington - 95

UT Arlington - 95

UT Arlington - 95

UT Arlington - 95

UT Arlington - 95

UT Arlington - 95

UT Arlington - 95

UT Arlington - 95

UT Arlington - 95

UT Arlington - 95

UT Arlington - 95

UT Arlington - 95

UT Arlington - 95

UT Arlington - 95

UT Arlington - 95

UT Arlington - 95

UT Arlington - 95

UT Arlington - 95

UT Arlington - 95

UT Arlington - 95

UT Arlington - 95

UT Arlington - 95

UT Arlington - 95

UT Arlington - 95

UT Arlington - 95

UT Arlington - 95

UT Arlington - 95

UT Arlington - 95

UT Arlington - 95

UT Arlington - 95

UT Arlington - 95

UT Arlington - 95

UT Arlington - 95

UT Arlington - 95

UT Arlington - 95

UT Arlington - 95

UT Arlington - 95

UT Arlington - 95

UT Arlington - 95

UT Arlington - 95

UT Arlington - 95

UT Arlington - 95

UT Arlington - 95

UT Arlington - 95

UT Arlington - 95

UT Arlington - 95

UT Arlington - 95

UT Arlington - 95

UT Arlington - 95

UT Arlington - 95

UT Arlington - 95

UT Arlington - 95

UT Arlington - 95

UT Arlington - 95

UT Arlington - 95

UT Arlington - 95

UT Arlington - 95

UT Arlington - 95

UT Arlington - 95

UT Arlington - 95

UT Arlington - 95

UT Arlington - 95

UT Arlington - 95

UT Arlington - 95

UT Arlington - 95

UT Arlington - 95

UT Arlington - 95

UT Arlington - 95

UT Arlington - 95

UT Arlington - 95

UT Arlington - 95

UT Arlington - 95

UT Arlington - 95

UT Arlington - 95

UT Arlington - 95

UT Arlington - 95

UT Arlington - 95

UT Arlington - 95

UT Arlington - 95

UT Arlington - 95

UT Arlington - 95

UT Arlington - 95

UT Arlington - 95

UT Arlington - 95

UT Arlington - 95

UT Arlington - 95

UT Arlington - 95

UT Arlington - 95

UT Arlington - 95

UT Arlington - 95

UT Arlington - 95

UT Arlington - 95

UT Arlington - 95

UT Arlington - 95

UT Arlington - 95

UT Arlington - 95

UT Arlington - 95

UT Arlington - 95

UT Arlington - 95

UT Arlington - 95

UT Arlington - 95

UT Arlington - 95

UT Arlington - 95

UT Arlington - 95

UT Arlington - 95

UT Arlington - 95

UT Arlington - 95

UT Arlington - 95

UT Arlington - 95

UT Arlington - 95

UT Arlington - 95

UT Arlington - 95

UT Arlington - 95

UT Arlington - 95

UT Arlington - 95

UT Arlington - 95

UT Arlington - 95

UT Arlington - 95

UT Arlington - 95

UT Arlington - 95

UT Arlington - 95

UT Arlington - 95

UT Arlington - 95

UT Arlington - 95

UT Arlington - 95

UT Arlington - 95

UT Arlington - 95

UT Arlington - 95

UT Arlington - 95

UT Arlington - 95

UT Arlington - 95

UT Arlington - 95

UT Arlington - 95

UT Arlington - 95

UT Arlington - 95

UT Arlington - 95

UT Arlington - 95

UT Arlington - 95

UT Arlington - 95

UT Arlington - 95

UT Arlington - 95

UT Arlington - 95

UT Arlington - 95

UT Arlington - 95

UT Arlington - 95

UT Arlington - 95

UT Arlington - 95

UT Arlington - 95

UT Arlington - 95

UT Arlington - 95

UT Arlington - 95

UT Arlington - 95

UT Arlington - 95

UT Arlington - 95

UT Arlington - 95

UT Arlington - 95

UT Arlington - 95

UT Arlington - 95

UT Arlington - 95

UT Arlington - 95

UT Arlington - 95

UT Arlington - 95

UT Arlington - 95

UT Arlington - 95

UT Arlington - 95

UT Arlington - 95

UT Arlington - 95

UT Arlington - 95

UT Arlington - 95

UT Arlington - 95

UT Arlington - 95

UT Arlington - 95

UT Arlington - 95

UT Arlington - 95

UT Arlington - 95

UT Arlington - 95

UT Arlington - 95

UT Arlington - 95

UT Arlington - 95

UT Arlington - 95

UT Arlington - 95

UT Arlington - 95

UT Arlington - 95

UT Arlington - 95

UT Arlington - 95

UT Arlington - 95

UT Arlington - 95

UT Arlington - 95

UT Arlington - 95

UT Arlington - 95

UT Arlington - 95

UT Arlington - 95

UT Arlington - 95

UT Arlington - 95

UT Arlington - 95

UT Arlington - 95

UT Arlington - 95

UT Arlington - 95

UT Arlington - 95

UT Arlington - 95

UT Arlington - 95

UT Arlington - 95

UT Arlington - 95

UT Arlington - 95

UT Arlington - 95

UT Arlington - 95

UT Arlington - 95

UT Arlington - 95

UT Arlington - 95

UT Arlington - 95

UT Arlington - 95

UT Arlington - 95

UT Arlington - 95

UT Arlington - 95

UT Arlington - 95

UT Arlington - 95

UT Arlington - 95

UT Arlington - 95

UT Arlington - 95

UT Arlington - 95

UT Arlington

Shooting By Period		
FG%	16-31	51.6%
3PT%	9-20	45.0%
FT%	9-12	75%
1st FG%	18-39	46.2%
3PT%	8-23	34.8%
FT%	1-1	100%
2nd FG%	34-70	48.6%
3PT%	17-43	39.5%
FT%	10-13	76.9%

Dead Ball Rebounds: 3, 0

	UTT	UTA	Points from		UTT	UTA	Period by Period Scoring			
Biggest lead	0 (1 st 20:00)	39 (2 nd 4:03)	Turnovers	20	18		1st	2nd	TOT	
Best Scoring Run	9 (1 st 10:02)	16 (1 st 14:20)	Paint	24	32	UTT	24	40	64	
Lead Changes	0		Second Chance	13	17					
Times Tied	0		Fast Breaks	2	12	UTA	50	45	95	
Time within Lead	00:00	39:35	Bench	41	55					

@ NEW MEXICO

L, 82-80

UT Arlington - 80														
Record: 2-1														
NO	Name	Min	FG	3P	FT	Rebounds	Fouls	TP	AS	TO	ST	Blocks	BS	BA
11	Dwayne Koroma	F 24:51	0-0	0-0	0	2	3	5	0	2	1	1	0	0
22	Shemar Wilson	F 33:44	11-13	0-1	7-9	7	4	11	4	7	29	1	1	0
3	DuJuan Gordon	G 35:42	5-17	0-6	3-4	3	11	14	3	4	13	5	4	0
4	Akil Vining	G 31:01	2-5	0-2	0-0	0	1	1	2	0	6	4	1	0
5	Brandy Talbot	G 27:09	3-10	1-5	0	1	6	7	3	2	1	1	1	0
6	Shane Williams	G 33:42	1-3	0-0	0-0	0	1	1	0	0	0	0	0	0
10	Aaron Cash	21:12	3-5	0-0	0	0	3	3	2	7	0	0	0	0
13	Kade Douglas	14:49	1-4	1-3	0	1	0	1	1	0	3	0	0	1
14	Fabio Babi	05:37	3-3	0-0	0-0	0	0	0	0	0	0	0	0	0
Team														
Totals			30-65	5-21	15-20	15	30	45	24	16	80	11	14	3

2023-24 OVERALL SEASON STATS

Game Records

Record	Overall	Home	Away	Neutral
ALL GAMES	3-2	3-0	0-2	0-0
CONFERENCE	0-0	0-0	0-0	0-0
NON-CONFERENCE	3-2	3-0	0-2	0-0

Score by Periods

Team	1st	2nd	OT	TOT
UT Arlington	190	198	0	388
Opponents	184	203	0	387

Team Box Score

No. Player					Total		3-Point		F-Throw		Rebounds													
		GP-GS	MIN	AVG	FG-FGA	FG%	3FG-3FGA	3FG%	FT-FTA	FT%	OFF	DEF	TOT	AVG	PF	DQ	A	TO	BLK	STL	PTS	AVG		
22	WILSON, Shemar	5-5	141:60	28.4	28-51	.549	1-3	.333	22-32	.688	23	27	50	10.0	10	0	5	5	9	1	79	15.8		
3	GORDON, Dajuan	5-5	141:43	28.3	20-56	.357	6-27	.222	10-11	.909	11	40	51	10.2	12	0	17	14	0	6	56	11.2		
13	DOUGLAS, Kade	4-0	52:39	13.2	14-31	.452	13-29	.448	3-3	1.000	2	5	7	1.8	3	0	3	3	0	0	44	11.0		
2	WILLIAMS, Makaih	5-1	101:37	20.3	12-30	.400	6-16	.375	11-16	.688	4	8	12	2.4	14	1	15	10	2	1	41	8.2		
5	TALBOT, Brandyn	5-5	126:20	25.3	14-41	.341	10-31	.323	2-2	1.000	4	9	13	2.6	7	0	15	7	0	4	40	8.0		
4	VINING, Akili	5-4	116:04	23.2	12-33	.364	7-19	.368	3-3	1.000	1	13	14	2.8	8	0	15	5	0	1	34	6.8		
12	BAGATSKIS, Freds Pauls	2-0	21:15	10.6	3-8	.375	3-7	.429	3-5	.600	0	3	3	1.5	0	0	0	0	0	0	12	6.0		
11	KOROMA, Dwayne	5-5	125:03	25.0	12-22	.545	0-6	.000	3-9	.333	14	16	30	6.0	14	1	9	6	1	5	27	5.4		
00	CASH, Aaron	5-0	74:18	14.9	10-23	.435	2-5	.400	0-0	.000	6	5	11	2.2	10	1	3	2	1	2	22	4.4		
30	BASIL, Fabio	5-0	46:43	9.3	8-15	.533	3-7	.429	0-0	.000	1	7	8	1.6	5	0	8	9	1	1	19	3.8		
24	MILES, Darrius	3-0	24:35	8.2	4-8	.500	0-3	.000	1-3	.333	2	6	8	2.7	3	0	0	4	0	0	9	3.0		
23	GASTON-CHAPMAN, Sterling	4-0	27:43	6.9	2-8	.250	0-2	.000	1-1	1.000	2	2	4	1.0	5	0	0	2	0	1	5	1.3		
Team											5	8	13				3							
Total		5	1000		139-326	.426	51-155	.329	59-85	.694	75	149	224	44.8	91	3	90	70	14	22	388	77.6		
Opponents		5	1000		140-329	.426	42-116	.362	65-91	.714	50	123	173	34.6	85	3	74	44	22	31	387	77.4		

Team Statistics

	UTA	OPP
Scoring	388	387
Points per game	77.6	77.4
Scoring margin	+0.2	-
Field goals-att	139-326	140-329
Field goal pct	.426	.426
3 point fg-att	51-155	42-116
3-point FG pct	.329	.362
3-pt FG made per game	10.2	8.4
Free throws-att	59-85	65-91
Free throw pct	.694	.714
F-Throws made per game	11.8	13.0
Rebounds	224	173
Rebounds per game	44.8	34.6
Rebounding margin	+10.2	-
Assists	90	74
Assists per game	18.0	14.8
Turnovers	70	44
Turnovers per game	14.0	8.8
Turnover margin	-5.2	-
Assist/turnover ratio	1.3	1.7
Steals	22	31
Steals per game	4.4	6.2
Blocks	14	22
Blocks per game	2.8	4.4
Winning streak	1	-
Home win streak	3	-
Attendance	5816	23887
Home games-Avg/Game	3-1939	2-11944
Neutral site-Avg/Game	-	0-0

Team Results

Date	Opponent		Score	Att.
11/06/2023	Oral Roberts	W	75-71	2185
11/11/2023	UT Tyler	W	95-64	2512
11/16/2023	at New Mexico	L	80-82	10484
11/19/2023	at Arizona	L	56-101	13403
11/22/2023	Alcorn	W	82-69	1119

UTA GAME-BY-GAME STATS

				Total		3-Pointers		Free throws		Rebounds											
Opponent	Date	Score		FG-FGA	PCT	3FG-3FGA	PCT	FT-FTA	PCT	OFF	DEF	TOT	AVG	PF	A	TO	BLK	STL	PTS	AVG	
Oral Roberts	11/06/2023	75-71	W	24-69	.348	9-26	.346	18-25	.720	22	33	55	55.0	16	14	12	2	5	75	75.0	
UT Tyler	11/11/2023	95-64	W	34-70	.486	17-43	.395	10-13	.769	15	33	48	51.5	16	26	15	1	7	95	85.0	
at New Mexico	11/16/2023	80-82	L	30-65	.462	5-23	.217	15-20	.750	15	30	45	49.3	24	11	14	2	3	80	83.3	
at Arizona	11/19/2023	56-101	L	22-61	.361	7-25	.280	5-12	.417	8	23	31	44.8	18	15	18	5	6	56	76.5	
Alcorn	11/22/2023	82-69	W	29-61	.475	13-38	.342	11-15	.733	15	30	45	44.8	17	24	11	4	1	82	77.6	
Total		388		139-326	.426	51-155	.329	59-85	.694	75	149	224	44.8	91	90	70	14	22	388	77.6	
Opponents		387		140-329	.426	42-116	.362	65-91	.714	50	123	173	34.6	85	74	44	22	31	387	77.4	

OPPONENT GAME-BY-GAME STATS

				Total		3-Pointers		Free throws		Rebounds											
Opponent	Date	Score		FG-FGA	PCT	3FG-3FGA	PCT	FT-FTA	PCT	OFF	DEF	TOT	AVG	PF	A	TO	BLK	STL	PTS	AVG	
Oral Roberts	11/06/2023	75-71	W	24-60	.400	10-31	.323	13-22	.591	7	27	34	34.0	21	10	6	9	5	71	71.0	
UT Tyler	11/11/2023	95-64	W	23-64	.359	8-21	.381	10-15	.667	12	21	33	33.5	15	15	15	0	6	64	67.5	
at New Mexico	11/16/2023	80-82	L	30-69	.435	4-19	.211	18-26	.692	14	22	36	34.3	18	8	8	6	4	82	72.3	
at Arizona	11/19/2023	56-101	L	38-73	.521	11-24	.458	14-15	.933	11	35	46	37.3	13	27	11	7	12	101	79.5	
Alcorn	11/22/2023	82-69	W	25-63	.397	9-21	.429	10-13	.769	6	18	24	34.6	18	14	4	0	4	69	77.4	
Total		387		140-329	.426	42-116	.362	65-91	.714	50	123	173	34.6	85	74	44	22	31	387	77.4	
UT Arlington		388		139-326	.426	51-155	.329	59-85	.694	75	149	224	44.8	91	90	70	14	22	388	77.6	

UTA / OPPONENT PLAYER GAME HIGHS

UT Arlington - Individual Game Highs

POINTS	29	Shemar Wilson at New Mexico (11/16/2023)
	24	Dajuan Gordon vs Oral Roberts (11/06/2023)
	20	Kade Douglas vs Alcorn (11/22/2023)
	19	Shemar Wilson at Arizona (11/19/2023)
	18	Kade Douglas vs UT Tyler (11/11/2023)
FIELD GOALS MADE	11	Shemar Wilson at New Mexico (11/16/2023)
	8	Shemar Wilson at Arizona (11/19/2023)
	8	Dajuan Gordon vs Oral Roberts (11/06/2023)
FIELD GOAL ATTEMPTS	20	Dajuan Gordon vs Oral Roberts (11/06/2023)
	17	Dajuan Gordon at New Mexico (11/16/2023)
FIELD GOAL PERCENTAGE (min 5 made)	.846 (11-13)	Shemar Wilson at New Mexico (11/16/2023)
	.667 (8-12)	Shemar Wilson at Arizona (11/19/2023)
	.667 (6-9)	Dwayne Koroma vs Alcorn (11/22/2023)
3 PT FG MADE	6	Kade Douglas vs Alcorn (11/22/2023)
	5	Kade Douglas vs UT Tyler (11/11/2023)
3 PT FG ATTEMPTS	12	Kade Douglas vs Alcorn (11/22/2023)
	11	Kade Douglas vs UT Tyler (11/11/2023)
3 PT FG PERCENTAGE (min 2 made)	.667 (2-3)	Akili Vining vs UT Tyler (11/11/2023)
	.600 (3-5)	Brandyn Talbot vs Oral Roberts (11/06/2023)
FREE THROWS MADE	8	Shemar Wilson vs Alcorn (11/22/2023)
	7	Shemar Wilson at New Mexico (11/16/2023)
	7	Dajuan Gordon vs Oral Roberts (11/06/2023)
FREE THROW ATTEMPTS	11	Shemar Wilson vs Alcorn (11/22/2023)
	9	Shemar Wilson at New Mexico (11/16/2023)
FREE THROW PERCENTAGE (min 3 made)	1.000 (7-7)	Dajuan Gordon vs Oral Roberts (11/06/2023)
	1.000 (3-3)	Akili Vining vs Alcorn (11/22/2023)
	1.000 (3-3)	Kade Douglas vs UT Tyler (11/11/2023)
REBOUNDS	14	Dajuan Gordon at New Mexico (11/16/2023)
	14	Shemar Wilson vs Oral Roberts (11/06/2023)
	14	Dajuan Gordon at Oral Roberts (11/06/2023)
ASSISTS	8	Akili Vining vs Alcorn (11/22/2023)
	6	Makaih Williams vs UT Tyler (11/11/2023)
STEALS	4	Dajuan Gordon vs UT Tyler (11/11/2023)
	3	Dwayne Koroma at Arizona (11/19/2023)
BLOCKED SHOTS	3	Shemar Wilson vs Alcorn (11/22/2023)
	3	Shemar Wilson at Arizona (11/19/2023)
TURNOVERS	4	Makaih Williams at Arizona (11/19/2023)
	4	Makaih Williams at New Mexico (11/16/2023)
	4	Dajuan Gordon at New Mexico (11/16/2023)
	4	Fabio Basili vs UT Tyler (11/11/2023)
FOULS	5	Aaron Cash vs Alcorn (11/22/2023)
	5	Dwayne Koroma at New Mexico (11/16/2023)
	5	Makaih Williams vs Oral Roberts (11/06/2023)

Opponent - Individual Game Highs

POINTS	29	Jamal Mashburn, Jr. at New Mexico (11/16/2023)
	25	Donovan Dent at New Mexico (11/16/2023)
	21	Byron Joshua vs Alcorn (11/22/2023)
	20	Kareem Thompson vs Oral Roberts (11/06/2023)
	17	DeShang Weaver vs Oral Roberts (11/06/2023)
FIELD GOALS MADE	11	Donovan Dent at New Mexico (11/16/2023)
	9	Jamal Mashburn, Jr. at New Mexico (11/16/2023)
FIELD GOAL ATTEMPTS	23	Jamal Mashburn, Jr. at New Mexico (11/16/2023)
	18	Donovan Dent at New Mexico (11/16/2023)
	18	Issac McBride vs Oral Roberts (11/06/2023)
FIELD GOAL PERCENTAGE (min 5 made)	.875 (7-8)	Oumar Ballo at Arizona (11/19/2023)
	.714 (5-7)	Jaden Bradley at Arizona (11/19/2023)
3 PT FG MADE	4	Kareem Thompson vs Oral Roberts (11/06/2023)
	3	Jeremiah Gambrell vs Alcorn (11/22/2023)
	3	Keshad Johnson at Arizona (11/19/2023)
	3	Kylan Boswell at Arizona (11/19/2023)
	3	DeShang Weaver vs Oral Roberts (11/06/2023)
3 PT FG ATTEMPTS	12	Issac McBride vs Oral Roberts (11/06/2023)
	7	Keshad Johnson at Arizona (11/19/2023)
	7	Caleb Love at Arizona (11/19/2023)
	7	Kareem Thompson vs Oral Roberts (11/06/2023)
3 PT FG PERCENTAGE (min 2 made)	1.000 (2-2)	Paulius Murauskas at Arizona (11/19/2023)
	.750 (3-4)	Kylan Boswell at Arizona (11/19/2023)
FREE THROWS MADE	9	Jamal Mashburn, Jr. at New Mexico (11/16/2023)
	6	Pelle Larsson at Arizona (11/19/2023)
FREE THROW ATTEMPTS	13	Jamal Mashburn, Jr. at New Mexico (11/16/2023)
	10	Jailen Bedford vs Oral Roberts (11/06/2023)
FREE THROW PERCENTAGE (min 3 made)	1.000 (6-6)	Pelle Larsson at Arizona (11/19/2023)
	1.000 (4-4)	Issac McBride vs Oral Roberts (11/06/2023)
REBOUNDS	10	JT Toppin at New Mexico (11/16/2023)
	9	KJ Lewis at Arizona (11/19/2023)
ASSISTS	6	Caleb Love at Arizona (11/19/2023)
	5	Byron Joshua vs Alcorn (11/22/2023)
	5	Donovan Dent at New Mexico (11/16/2023)
	5	Kareem Thompson vs Oral Roberts (11/06/2023)
STEALS	3	Pelle Larsson at Arizona (11/19/2023)
	2	Rodrique Massenet vs Alcorn (11/22/2023)
	2	Caleb Love at Arizona (11/19/2023)
	2	Motiejus Krivas at Arizona (11/19/2023)
	2	Donovan Dent at New Mexico (11/16/2023)
	2	Juan Pablo Camargo vs UT Tyler (11/11/2023)
	2	Jonathan Jackson vs UT Tyler (11/11/2023)
	2	DeShang Weaver vs Oral Roberts (11/06/2023)
BLOCKED SHOTS	8	DeShang Weaver vs Oral Roberts (11/06/2023)
	3	KJ Lewis at Arizona (11/19/2023)
	3	Nelly Joseph at New Mexico (11/16/2023)
TURNOVERS	4	Donovan Dent at New Mexico (11/16/2023)
	3	Kylan Boswell at Arizona (11/19/2023)
	3	Alec Zambie vs UT Tyler (11/11/2023)
	3	Nikolas Gustavson vs UT Tyler (11/11/2023)
FOULS	5	Jeremiah Kendall vs Alcorn (11/22/2023)
	5	Dekedran Thorn vs Alcorn (11/22/2023)
	5	Josh Jones vs Oral Roberts (11/06/2023)

UTA / OPPONENT TEAM GAME HIGHS & LOWS

UT Arlington - Game Highs

POINTS	95	UT Tyler (11/11/2023)
	82	Alcorn (11/22/2023)
	80	at New Mexico (11/16/2023)
	75	Oral Roberts (11/06/2023)
	56	at Arizona (11/19/2023)
FIELD GOALS MADE	34	UT Tyler (11/11/2023)
	30	at New Mexico (11/16/2023)
FIELD GOAL ATTEMPTS	70	UT Tyler (11/11/2023)
	69	Oral Roberts (11/06/2023)
FIELD GOAL PERCENTAGE	.486 (34-70)	UT Tyler (11/11/2023)
	.475 (29-61)	Alcorn (11/22/2023)
3 PT FG MADE	17	UT Tyler (11/11/2023)
	13	Alcorn (11/22/2023)
3 PT FG ATTEMPTS	43	UT Tyler (11/11/2023)
	38	Alcorn (11/22/2023)
3 PT FG PERCENTAGE	.395 (17-43)	UT Tyler (11/11/2023)
	.346 (9-26)	Oral Roberts (11/06/2023)
FREE THROWS MADE	18	Oral Roberts (11/06/2023)
	15	at New Mexico (11/16/2023)
FREE THROW ATTEMPTS	25	Oral Roberts (11/06/2023)
	20	at New Mexico (11/16/2023)
FREE THROW PERCENTAGE	.769 (10-13)	UT Tyler (11/11/2023)
	.750 (15-20)	at New Mexico (11/16/2023)
REBOUNDS	55	Oral Roberts (11/06/2023)
	48	UT Tyler (11/11/2023)
ASSISTS	26	UT Tyler (11/11/2023)
	24	Alcorn (11/22/2023)
STEALS	7	UT Tyler (11/11/2023)
	6	at Arizona (11/19/2023)
BLOCKED SHOTS	5	at Arizona (11/19/2023)
	4	Alcorn (11/22/2023)
TURNOVERS	18	at Arizona (11/19/2023)
	15	UT Tyler (11/11/2023)
FOULS	24	at New Mexico (11/16/2023)
	18	at Arizona (11/19/2023)

Opponent - Game Highs

POINTS	101	at Arizona (11/19/2023)
	82	at New Mexico (11/16/2023)
	71	Oral Roberts (11/06/2023)
	69	Alcorn (11/22/2023)
	64	UT Tyler (11/11/2023)
FIELD GOALS MADE	38	at Arizona (11/19/2023)
	30	at New Mexico (11/16/2023)
FIELD GOAL ATTEMPTS	73	at Arizona (11/19/2023)
	69	at New Mexico (11/16/2023)
FIELD GOAL PERCENTAGE	.521 (38-73)	at Arizona (11/19/2023)
	.435 (30-69)	at New Mexico (11/16/2023)
3 PT FG MADE	11	at Arizona (11/19/2023)
	10	Oral Roberts (11/06/2023)
3 PT FG ATTEMPTS	31	Oral Roberts (11/06/2023)
	24	at Arizona (11/19/2023)
3 PT FG PERCENTAGE	.458 (11-24)	at Arizona (11/19/2023)
	.429 (10-21)	Alcorn (11/22/2023)
FREE THROWS MADE	18	at New Mexico (11/16/2023)
	14	at Arizona (11/19/2023)
FREE THROW ATTEMPTS	26	at New Mexico (11/16/2023)
	22	Oral Roberts (11/06/2023)
FREE THROW PERCENTAGE	.933 (14-15)	at Arizona (11/19/2023)
	.769 (10-13)	Alcorn (11/22/2023)
REBOUNDS	46	at Arizona (11/19/2023)
	36	at New Mexico (11/16/2023)
ASSISTS	27	at Arizona (11/19/2023)
	15	UT Tyler (11/11/2023)
STEALS	12	at Arizona (11/19/2023)
	6	UT Tyler (11/11/2023)
BLOCKED SHOTS	9	Oral Roberts (11/06/2023)
	7	at Arizona (11/19/2023)
TURNOVERS	15	UT Tyler (11/11/2023)
	11	at Arizona (11/19/2023)
FOULS	21	Oral Roberts (11/06/2023)
	18	Alcorn (11/22/2023)
	18	at New Mexico (11/16/2023)

UT Arlington - Game Lows

POINTS	56	at Arizona (11/19/2023)
	75	Oral Roberts (11/06/2023)
	80	at New Mexico (11/16/2023)
	82	Alcorn (11/22/2023)
	95	UT Tyler (11/11/2023)
FIELD GOALS MADE	22	at Arizona (11/19/2023)
	24	Oral Roberts (11/06/2023)
FIELD GOAL ATTEMPTS	61	Alcorn (11/22/2023)
	61	at Arizona (11/19/2023)
FIELD GOAL PERCENTAGE	.348 (24-69)	Oral Roberts (11/06/2023)
	.361 (22-61)	at Arizona (11/19/2023)
3 PT FG MADE	5	at New Mexico (11/16/2023)
	7	at Arizona (11/19/2023)
3 PT FG ATTEMPTS	23	at New Mexico (11/16/2023)
	25	at Arizona (11/19/2023)
3 PT FG PERCENTAGE	.217 (5-23)	at New Mexico (11/16/2023)
	.280 (7-25)	at Arizona (11/19/2023)
FREE THROWS MADE	5	at Arizona (11/19/2023)
	10	UT Tyler (11/11/2023)
FREE THROW ATTEMPTS	12	at Arizona (11/19/2023)
	13	UT Tyler (11/11/2023)
FREE THROW PERCENTAGE	.417 (5-12)	at Arizona (11/19/2023)
	.720 (18-25)	Oral Roberts (11/06/2023)
REBOUNDS	31	at Arizona (11/19/2023)
	45	Alcorn (11/22/2023)
	45	at New Mexico (11/16/2023)
ASSISTS	11	at New Mexico (11/16/2023)
	14	Oral Roberts (11/06/2023)
STEALS	1	Alcorn (11/22/2023)
	3	at New Mexico (11/16/2023)
BLOCKED SHOTS	1	UT Tyler (11/11/2023)
	2	at New Mexico (11/16/2023)
	2	Oral Roberts (11/06/2023)
TURNOVERS	11	Alcorn (11/22/2023)
	12	Oral Roberts (11/06/2023)
FOULS	16	UT Tyler (11/11/2023)
	16	Oral Roberts (11/06/2023)

Opponent - Game Lows

POINTS	64	UT Tyler (11/11/2023)
	69	Alcorn (11/22/2023)
	71	Oral Roberts (11/06/2023)
	82	at New Mexico (11/16/2023)
	101	at Arizona (11/19/2023)
FIELD GOALS MADE	23	UT Tyler (11/11/2023)
	24	Oral Roberts (11/06/2023)
FIELD GOAL ATTEMPTS	60	Oral Roberts (11/06/2023)
	63	Alcorn (11/22/2023)
FIELD GOAL PERCENTAGE	.359 (23-64)	UT Tyler (11/11/2023)
	.397 (25-63)	Alcorn (11/22/2023)
3 PT FG MADE	4	at New Mexico (11/16/2023)
	8	UT Tyler (11/11/2023)
3 PT FG ATTEMPTS	19	at New Mexico (11/16/2023)
	21	Alcorn (11/22/2023)
	21	UT Tyler (11/11/2023)
3 PT FG PERCENTAGE	.211 (4-19)	at New Mexico (11/16/2023)
	.323 (10-31)	Oral Roberts (11/06/2023)
FREE THROWS MADE	10	Alcorn (11/22/2023)
	10	UT Tyler (11/11/2023)
FREE THROW ATTEMPTS	13	Alcorn (11/22/2023)
	15	at Arizona (11/19/2023)
	15	UT Tyler (11/11/2023)
FREE THROW PERCENTAGE	.591 (13-22)	Oral Roberts (11/06/2023)
	.667 (10-15)	UT Tyler (11/11/2023)
REBOUNDS	24	Alcorn (11/22/2023)
	33	UT Tyler (11/11/2023)
ASSISTS	8	at New Mexico (11/16/2023)
	10	Oral Roberts (11/06/2023)
STEALS	4	Alcorn (11/22/2023)
	4	at New Mexico (11/16/2023)
BLOCKED SHOTS	0	Alcorn (11/22/2023)
	0	UT Tyler (11/11/2023)
TURNOVERS	4	Alcorn (11/22/2023)
	6	Oral Roberts (11/06/2023)
FOULS	13	at Arizona (11/19/2023)
	15	UT Tyler (11/11/2023)

SINGLE-GAME INDIVIDUAL PROGRAM RECORDS

POINTS

	Pts	Player	Opponent	Date
1.	44	Dink Ford	Texas Wesleyan	Dec. 28, 1964
2.	43	Steven Barber	at UTSA	Jan. 24, 2002
3.	41	Larry Moore	Centenary	Jan. 18, 1973
4.	39	Willie Brand	Prairie View A&M	Dec. 2, 1989
39		Jerry Janek	Texas Wesleyan	Dec. 29, 1962
6.	38	Erick Neal	Appalachian State	Feb. 1, 2018
38		Marquez Haynes	UTSA	Jan. 16, 2010
38		Steven Barber	Wichita State	Nov. 28, 2001
38		Mike Nau	Lamar	Feb. 14, 1967
10.	37	David Azore	at Little Rock	Jan. 22, 2022
37		Erick Neal	Appalachian State	Mar. 9, 2018
37		Reger Dowell	Western Kentucky	Mar. 1, 2014
37		Leonard Wilson	ULM	Mar. 6, 1993
37		Eric Gore	North Texas	Feb. 25, 1991
37		Bruce Tibbetts	at McMurry	Jan. 30, 1965
16.	36	David Azore	App State	Feb. 5, 2022
36		Marquez Haynes	vs. Texas A&M-Corpus Christi	Mar. 12, 2009
36		Keith Greene	McNeese State	Feb. 17, 2000
36		Sam Norton	at ULM	Mar. 5, 1984
36		Sam Norton	at Oral Roberts	Jan. 3, 1984
36		Eddie Stallings	Trinity	Feb. 1, 1969
36		Dink Ford	at Texas Wesleyan	Jan. 2, 1965
36		Bruce Tibbetts	at Texas Wesleyan	Jan. 2, 1965
36		John Reglin	at Texas Wesleyan	Jan. 25, 1964
25.	35	Erick Neal	at ULM	Feb. 15, 2018
35		Reger Dowell	Howard Payne	Nov. 13, 2014
35		Bobby Kenyon	Northwestern State	Feb. 27, 1992
35		Willie Brand	at Northwestern State	Feb. 16, 1991
35		Freddie Anderson	at North Texas	Jan. 14, 1976
35		Kenny Jenkins	at Denver	Jan. 10, 1976
35		Eddie Stallings	West Texas A&M	Jan. 2, 1969
35		Noel Roberts	Trinity	Jan. 5, 1963

FIELD GOALS MADE

	FG	Player	Opponent	Date
1.	20	Larry Moore	Centenary	Jan. 18, 1973
2.	16	Cal Tate	Texas Wesleyan	Feb. 15, 1978
		Ronnie Marsh	at Abilene Christian	Jan. 22, 1973
		Mike Nau	Lamar	Feb. 14, 1967
		Noel Roberts	Trinity	Dec. 28, 1962
6.	15	Robert Taylor	Texas Wesleyan	Dec. 17, 1996
		Bobby Kenyon	Huston-Tillotson	Nov. 29, 1990
		Sam Norton	ULM	Feb. 25, 1984
		Sam Norton	at Arkansas State	Jan. 28, 1984
		Eddie Stallings	Trinity	Feb. 1, 1969
		Bruce Tibbetts	at McMurry	Jan. 30, 1965
12.	14	David Azore	App State	Feb. 5, 2022
		Sam Norton	at Oral Roberts	Jan. 3, 1984
		Cal Tate	Texas Wesleyan	Feb. 15, 1978
		Freeman Sparks	at McNeese State	Feb. 23, 1976
		Freddie Anderson	at Louisiana Tech	Feb. 2, 1976
		Freddie Anderson	at North Texas	Jan. 14, 1976
		Kenny Jenkins	at Denver	Jan. 10, 1976
		David Payne	Houston	Feb. 26, 1970
		Sherman Evans	Tennessee Tech	Dec. 15, 1968
		Dink Ford	vs. Texas Wesleyan	Dec. 12, 1964

FIELD GOAL ATTEMPTS

	FGA	Player	Opponent	Date
1.	30	Mike Nau	Texas Wesleyan	Dec. 4, 1965
	30	Noel Roberts	Trinity	Jan. 5, 1963
3.	29	Miles Robertson	Pepperdine	Dec. 9, 1977
	29	Larry Moore	Centenary	Jan. 18, 1973
	29	Sherman Evans	at Lamar	Feb. 16, 1970
6.	28	David Azore	App State	Feb. 5, 2022
	28	Eric Gore	University of Dallas	Dec. 8, 1990
	28	Freddie Anderson	at Louisiana Tech	Feb. 2, 1976
9.	27	Marquez Haynes	North Texas	Nov. 18, 2009
	27	Steven Barber	at Wichita State	Nov. 28, 2001
	27	Robert Taylor	Texas Wesleyan	Dec. 17, 1996
	27	Willie Brand	Sam Houston State	Jan. 11, 1990
	27	Willie Brand	UTSA	Nov. 28, 1988
	27	Sam Norton	at Oral Roberts	Jan. 3, 1984
15.	26	Cal Tate	Texas Wesleyan	Feb. 15, 1978
	26	Ronnie Marsh	at Centenary	Feb. 5, 1973
	26	Sherman Evans	Tennessee Tech	Dec. 15, 1969
	26	Mike Nau	Lamar	Feb. 14, 1967

FIELD GOAL PERCENTAGE (Min. 5 Made)

	Pct.	(FG-A)	Player	Opponent	Date
1.	1.000	(10-10)	Jermaine Griffin	at Lamar	Feb. 14, 2008
	1.000	(10-10)	Ike Mitchell	at Lamar	Jan. 18, 1986
	1.000	(10-10)	Albert Culton	vs. Valpariso	Jan. 10, 1981
	1.000	(9-9)	Erick Neal	at Rice	Nov. 29, 2015
	1.000	(9-9)	Roger Shute	at TAMU-Kingsville	Jan. 19, 1976
	1.000	(7-7)	K. Akobundu-Ehiogu	Lamar	Dec. 11, 2021
	1.000	(7-7)	Jorge Bilbao	at Louisiana	Feb. 7, 2015
	1.000	(7-7)	Jermaine Griffin	UT Tyler	Nov. 11, 2006
	1.000	(7-7)	Steven Thomas	at New Mexico State	Nov. 26, 2004
	1.000	(6-6)	Shemar Wilson	Mary Hardin-Baylor	Nov. 13, 2021
	1.000	(6-6)	Andres Ibarguen	vs. Georgia Southern	Mar. 16, 2019
	1.000	(6-6)	Johnny Hamilton	Rice	Nov. 29, 2017
	1.000	(6-6)	Jordan Reves	Houston Baptist	Jan. 5, 2011
	1.000	(6-6)	Keith Howell	UT Permian Basin	Dec. 5, 2003
	1.000	(6-6)	Donald Harris	at Baylor	Nov. 21, 2001
	1.000	(5-5)	K. Akobundu-Ehiogu	Mary Hardin-Baylor	Nov. 13, 2021
	1.000	(5-5)	Lazaro Rojas	Howard Payne	Dec. 22, 2020
	1.000	(5-5)	Jabari Narcis	at #8 Gonzaga	Nov. 19, 2019
	1.000	(5-5)	Link Kabadyundi	at Alabama	Nov. 21, 2017
	1.000	(5-5)	Kennedy Eubanks	at Georgia Southern	Feb. 4, 2016
	1.000	(5-5)	Anthony Walker	at South Alabama	Mar. 8, 2014
	1.000	(5-5)	Anthony Walker	at Oklahoma	Dec. 17, 2013
	1.000	(5-5)	Vincent Dillard	Samford	Nov. 12, 2013
	1.000	(5-5)	Brandon Edwards	Central Arkansas	Feb. 7, 2011
	1.000	(5-5)	Anthony Vereen	vs. Schreiner	Nov. 26, 2007
	1.000	(5-5)	Jermaine Griffin	vs. UC Riverside	Nov. 12, 2007
	1.000	(5-5)	Jermaine Griffin	San Diego	Dec. 4, 2004
	1.000	(5-5)	Bill Washington	at Arkansas State	Dec. 6, 1997
	1.000	(5-5)	Jesse Kemp	Lamar	Jan. 22, 1976

3-POINTERS MADE

	No.	Player	Opponent	Date
1.	9	Carson Bischoff	at Little Rock	Jan. 22, 2022
	9	Erick Neal	at ULM	Feb. 15, 2018
	9	Willie Brand	Northwestern State	Feb. 14, 1991
4.	8	Eric Gore	at Charleston Southern	Dec. 28, 1991
5.	7	Erick Neal	Georgia State	Feb. 24, 2018
	7	Kevin Hervey	at Louisiana	Mar. 4, 2017
	7	Jamel Outler	vs Houston Baptist	Nov. 22, 2014
	7	Kevin Butler	at Idaho	Feb. 14, 2013
	7	LaMarcus Reed III	at A&M-Corpus Christi	Mar. 2, 2011
	7	Roge'r Guignard	at UTSA	Feb. 20, 2008
	7	Roge'r Guignard	vs. Hardin-Simmons	Dec. 29, 2007
	7	Brady Dawkins	at Nicholls	Feb. 23, 2006
	7	Jabari Johnson	at ULM	Mar. 1, 2001
	7	Jabari Johnson	McNeese State	Jan. 27, 2000
	7	Ronald Smith	McNeese State	Feb. 13, 1993
	7	Ronald Smith	Stephen F. Austin	Jan. 23, 1993
	7	Darell Harmon	UTSA	Jan. 2, 1992
	7	Glover Cody	McNeese State	Feb. 21, 1991
	7	Rodrick Ford	UT Pan American	Dec. 19, 1988
	7	Rodrick Ford	at UT Pan American	Dec. 19, 1987

3-POINT ATTEMPTS

	No.	Player	Opponent	Date
1.	17	Roge'r Guignard	at UTSA	Feb. 20, 2008
2.	16	Roge'r Guignard	at Texas Southern	Dec. 20, 2006
	16	Robert Mays	Nicholls	Dec. 3, 1990
4.	15	Erick Neal	at South Alabama	Jan. 16, 2016
	15	Reger Dowell	at Georgia State	Feb. 1, 2014
	15	Jabari Johnson	McNeese State	Jan. 27, 2000
	15	Leonard Wilson	at Northwestern State	Feb. 1, 1992
	15	Bobby Kenyon	McNeese State	Feb. 21, 1991
	15	Ronnie Pruitt	McNeese State	Feb. 21, 1991
10.	14	Erick Neal	at Georgia State	Jan. 25, 2018
	14	Reger Dowell	Troy	Jan. 23, 2014
	14	Ronald Smith	Stephen F. Austin	Jan. 23, 1993
	14	Eric Gore	at Stephen F. Austin	Jan. 11, 1992
	14	Eric Gore	at Charleston Southern	Dec. 28, 1991
	14	Robert Mays	at New Mexico	Nov. 23, 1990
16.	13	Edric Dennis	at Coastal Carolina	Jan. 12, 2019
	13	Kevin Hervey	Georgia State	Feb. 24, 2018
	13	Brandon Long	at Houston Baptist	Nov. 29, 2008
	13	Brandon Long	at Texas Southern	Dec. 20, 2006
	13	Steven Barber	McNeese State	Jan. 27, 2000
	13	Anthony Durham	McNeese State	Jan. 30, 1997
	13	Willie Brand	Sam Houston State	Jan. 11, 1990
	13	Willie Brand	UTSA	Nov. 28, 1988

3-POINT PERCENTAGE (Min. 5 Made)

	Pct.	(FG-A)	Player	Opponent	Date
1.	1.000	(7-7)	Kevin Butler	at Idaho	Feb. 14, 2013
	1.000	(5-5)	David Azore	at Georgia Southern	Jan. 8, 2022
	1.000	(5-5)	Jabari Narcis	at #8 Gonzaga	Nov. 19, 2019
	1.000	(5-5)	Scott Cross	UTSA	Feb. 14, 1998

SINGLE-GAME INDIVIDUAL PROGRAM RECORDS

FREE THROWS MADE

No.	Player	Opponent	Date
1. 20	Paul Renfro	Louisiana	Feb. 19, 1979
2. 19	Eddie Stallings	West Texas A&M	Jan. 2, 1969
3. 18	Dink Ford	TAMU-Commerce	Dec. 12, 1964
4. 17	David Azore	at Little Rock	Jan. 22, 2022
17	Jerry Janek	Texas Wesleyan	Dec. 29, 1962
6. 16	Steven Thomas	San Diego	Dec. 4, 2004
16	Steven Thomas	at UTSA	Jan. 10, 2004
16	Dink Ford	vs. Texas Wesleyan	Dec. 29, 1964
16	Jerry Janek	vs. Texas Wesleyan	Dec. 29, 1962
10. 15	Edric Dennis	vs. Little Rock	Jan. 19, 2019
15	Reger Dowell	Western Kentucky	Mar. 1, 2014
15	Paul Renfro	McNeese State	Feb. 3, 1979
15	Harvey Harris	Lamar	Dec. 18, 1962
14. 14	Scott Cross	Air Force	Dec. 22, 1997
14	Eddie Stallings	at Texas Tech	Jan. 20, 1968
14	Dink Ford	Angelo State	Feb. 8, 1966
14	Jay Hawley	vs. Texas Wesleyan	Dec. 29, 1960
14	LaMarcus Reed	at UTSA	Mar. 3, 2012

FREE THROW ATTEMPTS

No.	Player	Opponent	Date
1. 22	Eddie Stallings	West Texas A&M	Jan. 18, 1969
22	Steven Thomas	ULM	Jan. 22, 2005
3. 21	David Azore	at Little Rock	Jan. 22, 2022
21	Jerry Janek	Texas Wesleyan	Dec. 29, 1962
5. 20	Glover Cody	at Georgia State	Feb. 15, 1990
20	Paul Renfro	Louisiana	Feb. 19, 1979
7. 19	Bruce Tibbetts	Austin College	Dec. 10, 1964
8. 18	Reger Dowell	Western Kentucky	Mar. 1, 2014
18	Steven Thomas	Northwestern State	Jan. 12, 2005
18	Steven Barber	at Sam Houston State	March 6, 2001
18	Dink Ford	vs. Texas Wesleyan	Dec. 29, 1964

FREE THROW PERCENTAGE (Min. 10 Att.)

Pct. (FG-A)	Player	Opponent	Date
1. 1.000 (20-20)	Paul Renfro	at Louisiana	Feb. 19, 1979
1.000 (13-13)	Eddie Stallings	at Houston	Feb. 22, 1968
1.000 (12-12)	Jordan Reves	at McNeese State	Feb. 22, 2012
1.000 (12-12)	Derrick Obasohan	at Nicholls	Feb. 28, 2004
1.000 (12-12)	Brian Myers	at Northwestern State	Feb. 22, 1996
1.000 (12-12)	Paul Renfro	McNeese State	Jan. 28, 1980
1.000 (11-11)	Brandon Edwards	at South Alabama	Mar. 8, 2014
1.000 (11-11)	Rodrick Epps	at Texas State	Feb. 3, 2007
1.000 (11-11)	Keith Howell	at Northwestern State	Jan. 30, 2003
1.000 (11-11)	Melvin Polk	at TCU	Dec. 1, 1979
1.000 (11-11)	Paul Renfro	at Wichita State	Dec. 8, 1978
1.000 (11-11)	Mike Nau	vs. Austin College	Dec. 29, 1965
1.000 (10-10)	Rodrick Epps	at AMCC	Feb. 19, 2007
1.000 (10-10)	Reggie Brown	North Texas	Feb. 3, 1996
1.000 (10-10)	Keith Cornett	at Northwestern State	Feb. 4, 1995
1.000 (10-10)	Ricky Leggett	at Baylor	Dec. 16, 1980
1.000 (10-10)	Melvin Polk	at Baylor	Dec. 16, 1980

REBOUNDS

No.	Player	Opponent	Date
1. 24	Albert Culton	vs. Northeastern	Jan. 9, 1981
2. 23	Bruce Tibbetts	Austin College	Dec. 10, 1964
23	Jerry Janek	vs. Texas Wesleyan	Dec. 29, 1962
4. 22	Jermaine Griffin	UT Permian Basin	Dec. 1, 2005
5. 21	Mike Nau	Texas Wesleyan	Dec. 4, 1965
21	Mike Nau	Austin College	Dec. 13, 1966
21	Bruce Tibbetts	at McMurry	Jan. 30, 1965
8. 20	Sam Norton	McNeese State	Feb. 11, 1984
20	Mike Nau	Lamar	Feb. 14, 1967
20	Sherman Evans	at Samford	Dec. 18, 1971
11. 19	Brandon Edwards	at Troy	Mar. 6, 2014
19	Johnny McDowell	Sam Houston State	Jan. 21, 1993
19	Donny Beachum	UT Pan American	Jan. 21, 2004
19	John Reglin	Lamar	Feb. 14, 1967
19	John Reglin	Lamar	Jan. 8, 1966
19	Sam Norton	ULM	Feb. 2, 1984
19	Sherman Evans	Arkansas	Dec. 13, 1970

OFFENSIVE REBOUNDS (Since 1983-84)

No.	Player	Opponent	Date
1. 12	Johnny McDowell	UTSA	Jan. 2, 1992
12	Sam Norton	McNeese State	Feb. 11, 1984
3. 11	Eric Gore	University of Dallas	Dec. 8, 1990
11	Sam Norton	Louisiana Tech	Mar. 1, 1984
11	Sam Norton	at Oral Roberts	Jan. 3, 1984
6. 10	Eric Gore	at ULM	Feb. 16, 1991
10	Michael Beasley	Morehead State	Jan. 3, 1989
8. 9	Johnny Hamilton	vs. Georgia State	Mar. 1, 2018
9	Bill Washington	at Northwestern State	Feb. 18, 1999
9	Bill Washington	at UTSA	Jan. 10, 1998
9	Robert Taylor	Texas Wesleyan	Dec. 17, 1996
9	Johnny McDowell	Sul Ross State	Dec. 4, 1992
9	Johnny McDowell	at Northwestern State	Feb. 1, 1992
9	Leonard Wilson	Nicholls	Dec. 3, 1990
9	Bill Nygard	Huston-Tillotson	Nov. 29, 1990

DEFENSIVE REBOUNDS (Since 1983-84)

No.	Player	Opponent	Date
1. 14	Jermaine Griffin	UT Permian Basin	Dec. 1, 2005
14	Robert Taylor	ULM	Feb. 27, 1997
14	Sam Norton	North Texas	Feb. 9, 1984
14	Sam Norton	ULM	Feb. 2, 1984
5. 13	David Azore	at Texas State	Feb. 2, 2019
13	Kevin Hervey	at UTRGV	Dec. 16, 2018
13	Kevin Hervey	South Alabama	Feb. 25, 2017
13	Mack Callier	at Sam Houston State	Feb. 17, 2003
13	David Allen	North Texas	Jan. 14, 1989
10. 12	David Azore	at Georgia Southern	Dec. 21, 2019
12	Kevin Hervey	Appalachian State	Feb. 1, 2018
12	Kevin Hervey	at Loyola Marymount	Dec. 22, 2016
12	Larry Posey	UTSA	Feb. 15, 2007
12	Steven Thomas	at Stephen F. Austin	Jan. 26, 2006
12	Anthony Durham	Northwestern State	Mar. 1, 1997
12	Bill Washington	Jarvis Christian	Dec. 2, 1996
12	Johnny McDowell	Sam Houston State	Jan. 21, 1993
12	Johnny McDowell	at Nicholls	Jan. 16, 1993
12	Johnny McDowell	vs. Gonzaga	Dec. 11, 1992
20. 11	Dajuan Gordon	at New Mexico	Nov. 16, 2023
11	David Azore	at Louisiana Tech	Nov. 27, 2020
11	David Azore	at Appalachian State	Jan. 10, 2019
11	Johnny Hamilton	at Northern Iowa	Dec. 7, 2017
11	Kevin Hervey	at Grand Canyon	Nov. 20, 2014
11	Brandon Edwards	vs. ULM	Mar. 13, 2014
11	Brandon Edwards	at Troy	Mar. 6, 2014
11	Brandon Edwards	Samford	Nov. 12, 2013
11	LaMarcus Reed III	vs. Southeastern La	Feb. 19, 2011
11	Steven Thomas	SE Louisiana	Jan. 19, 2006
11	Steven Thomas	at South Florida	Dec. 29, 2004
11	Mack Callier	at Sam Houston State	Mar. 6, 2001
11	Mack Callier	Texas State	Feb. 12, 2001
11	Brian Myers	TAMU-Commerce	Dec. 11, 1993

ASSISTS

No.	Player	Opponent	Date
1. 17	Jermaine Johnson	at Sam Houston State	Dec. 28, 1998
2. 16	Sean Miller	at Northwestern State	Feb. 19, 1994
3. 15	Erick Neal	at Niagara	Nov. 25, 2017
15	Glover Cody	North Texas	Feb. 15, 1992
15	Glover Cody	at Northwestern State	Feb. 14, 1991
15	Glover Cody	at Sam Houston State	Jan. 25, 1991
6. 13	Erick Neal	UT Dallas	Nov. 27, 2017
13	Erick Neal	at BYU	Mar. 15, 2017
13	Erick Neal	Louisiana	Jan. 23, 2017
13	Erick Neal	UT Dallas	Dec. 5, 2016
13	Glover Cody	at Iowa State	Dec. 10, 1991
13	Glover Cody	vs. Army	Nov. 24, 1990
13	Ronnell Peters	at ULM	Feb. 25, 1984
13	Ricky Leggett	at Denver	Dec. 12, 1978
13	Jesse Kemp	McNeese State	Feb. 28, 1977
13	David Payne	at UT Pan American	Jan. 18, 1971
13	David Payne	at Texas Wesleyan	Dec. 16, 1969



SINGLE-GAME INDIVIDUAL PROGRAM RECORDS

BLOCKED SHOTS

No.	Player	Opponent	Date
1.	9 Paul Renfro	Texas Wesleyan	Jan. 18, 1980
2.	8 Miles Robertson	Louisiana Tech	Mar. 1, 1979
3.	7 Kaodirichi Akobundu-Ehiogu	Louisiana	Jan. 15, 2021
	7 Johnny Hamilton	at Georgia State	Jan. 25, 2018
5.	6 K. Akobundu-Ehiogu	at South Alabama	Feb. 25, 2022
	6 K. Akobundu-Ehiogu	Lamar	Dec. 11, 2021
	6 Kaodirichi Akobundu-Ehiogu	at Arkansas State	Jan. 29, 2021
	6 Johnny Hamilton	Georgia Southern	Feb. 22, 2018
	6 Brandon Williams	vs Howard Payne	Dec. 20, 2014
	6 Jordan Reves	at San Jose State	Jan. 28, 2013
	6 Jordan Reves	vs. Louisiana Tech	Jan. 5, 2013
	6 Jermaine Griffin	at Western Illinois	Dec. 4, 2006
	6 Miles Robertson	St. Edward's	Nov. 26, 1977
	6 Trey Parker	Sam Houston State	Jan. 30, 2008
15.	5 K. Akobundu-Ehiogu	Little Rock	Feb. 17, 2022
	5 K. Akobundu-Ehiogu	South Alabama	Dec. 30, 2021
	5 Patrick Mwamba	Louisiana	Feb. 26, 2021
	5 Kaodirichi Akobundu-Ehiogu	Texas State	Feb. 11, 2021
	5 Kaodirichi Akobundu-Ehiogu	Louisiana	Jan. 16, 2021
	5 Kaodirichi Akobundu-Ehiogu	Dallas Christian	Dec. 17, 2020
	5 Brandon Edwards	ULM	Jan. 9, 2014
	5 Jermaine Griffin	at Texas State	Feb. 3, 2007
	5 Jermaine Griffin	UT Tyler	Nov. 11, 2006
	5 Roy Johnson	at Northwestern State	Feb. 26, 2004
	5 Jermaine Johnson	at UTSA	Jan. 7, 1999
	5 Johnny McDowell	McNeese State	Jan. 25, 1992
	5 Ralph McPherson	Arkansas State	Feb. 16, 1981
	5 Albert Culton	McNeese State	Feb. 7, 1981

STEALS

No.	Player	Opponent	Date
1.	8 Bill Washington	McNeese State	Jan. 27, 2000
	8 Leonard Wilson	Nicholls	Dec. 3, 1990
3.	7 Shahada Wells	Little Rock	Jan. 22, 2021
	7 Bill Washington	Stephen F. Austin	Feb. 11, 1999
	7 Bill Washington	McMurry	Nov. 24, 1998
	7 Glover Cody	at North Texas	Feb. 28, 1991
	7 Rodrick Ford	US International	Feb. 5, 1987
	7 Rodrick Ford	at Stephen F. Austin	Jan. 16, 1987
	7 Ronnell Peters	Arkansas State	Feb. 1, 1986

TURNOVERS

No.	Player	Opponent	Date
1.	12 Ricky Leggett	at Lamar	Mar. 4, 1978
2.	11 Erick Neal	at Georgia Southern	Jan. 27, 2018
	11 Johnny Hill	at Georgia State	Jan. 15, 2015
	11 Ronnie Marsh	at Hardin-Simmons	Feb. 2, 1974
5.	10 Lonnie McClanahan	at Texas State	Jan. 18, 2014
	10 Josh Daniel	ULM	Mar. 7, 2003
	10 Miles Robertson	at Lamar	Feb. 10, 1979
	10 Ricky Leggett	at Baylor	Dec. 16, 1980
	10 Greg Stuckey	at Lamar	Feb. 24, 1977

MINUTES PLAYED (Since 1973-74)

No.	Player	Opponent	Date
1.	50 Jermaine Johnson	at Sam Houston State	Dec. 28, 1998
2.	49 David Azore	at Little Rock	Jan. 22, 2022
	49 Keith Howell	ULM	Mar. 7, 2003
	49 Donald Harris	at Sam Houston State	Dec. 28, 1998
5.	47 Rickey Leggett	McNeese State	Jan. 28, 1980
	47 Jeffrey Stewart	McNeese State	Jan. 28, 1980
	47 Miles Robertson	at Pepperdine	Dec. 9, 1977
	47 Cal Tate	at Pepperdine	Dec. 9, 1977
9.	46 Patrick Mwamba	at Little Rock	Jan. 22, 2022
	46 Rodrick Epps	at TCU	Nov. 18, 2006
	46 Larry Posey	at TCU	Nov. 18, 2006
	46 Donald Harris	at Stephen F. Austin	Feb. 6, 1999
	46 Bill Washington	at Stephen F. Austin	Feb. 6, 1999
13.	45 Jarrett Howell	at Sam Houston State	Mar. 7, 2006
	45 Josh Daniel	ULM	Mar. 7, 2003
	45 Keith Greene	at Stephen F. Austin	Feb. 6, 1999
	45 Reggie Brown	Sam Houston State	Feb. 13, 1997
	45 Doug Gann	vs. UNC Wilmington	Dec. 30, 1989
	45 Danny Johnson	Texas Southern	Jan. 13, 1983
	45 Ronny Newton	Louisiana Tech	Feb. 21, 1977
	45 Greg Stuckey	Louisiana Tech	Feb. 21, 1977
	45 Jesse Kemp	Louisiana Tech	Feb. 21, 1977
	45 Darnell Johnson	Louisiana Tech	Feb. 21, 1977
	45 Jesse Kemp	North Texas	Jan. 12, 1977

SINGLE-GAME TEAM PROGRAM RECORDS

POINTS

Total (Score)	Opponent	Date
1. 154 (154-85)	Huston-Tillotson	Nov. 29, 1990
2. 149 (149-86)	University of Dallas	Dec. 8, 1990
3. 138 (138-135, 3OT)	Lamar	Feb. 14, 1967
4. 130 (130-64)	Huston-Tillotson	Nov. 28, 1991
5. 126 (126-73)	Texas Wesleyan	Dec. 7, 1981
6. 124 (124-123, 3OT)	at Sam Houston State	Dec. 28, 1998
7. 121 (121-61)	Schreiner	Dec. 3, 1992
8. 118 (118-84)	at Texas State	Feb. 9, 1991
118 (118-117, 4OT)	Hardin-Simmons	Dec. 11, 1971
10. 117 (117-53)	Howard Payne	Dec. 22, 2020
117 (117-115)	Nicholls	Dec. 3, 1990
12. 116 (116-87)	St. Edward's	Nov. 26, 1977
13. 115 (115-109)	North Texas	Feb. 25, 1991
115 (115-100)	Texas Wesleyan	Jan. 2, 1965
15. 114 (114-78)	Texas Wesleyan	Dec. 17, 1968
16. 113 (113-81)	vs. San Francisco	Nov. 29, 1991
113 (113-104)	at Georgia State	Dec. 15, 1990
113 (113-85)	SE Louisiana	Dec. 1, 1990
113 (113-109, OT)	at Texas Wesleyan	Jan. 30, 1968
20. 111 (111-64)	Howard Payne	Nov. 13, 2013
111 (111-77)	McNeese State	Feb. 7, 1981
111 (111-92)	Abilene Christian	Jan. 31, 1970
111 (111-120)	Lamar	Feb. 6, 1968
24. 110 (110-103)	at Texas State	Feb. 3, 2007
110 (110-85)	Georgia State	Dec. 7, 1991
110 (110-92)	Texas Wesleyan	Jan. 8, 1987
110 (110-116)	at Sam Houston State	Dec. 11, 1967
110 (110-93)	Texas Wesleyan	Dec. 3, 1964
29. 109 (109-48)	Dallas Christian	Dec. 17, 2020
109 (109-96)	Hardin-Simmons	Dec. 11, 1978
31. 108 (108-71)	Louisiana	Jan. 23, 2017
108 (108-84)	at Nicholls	Jan. 2, 1991
108 (108-103)	UT Pan American	Feb. 26, 1968
108 (108-116)	Angelo State	Dec. 21, 1967
108 (108-95)	Trinity	Jan. 10, 1966
36. 107 (107-65)	Texas A&M-Kingsville	Nov. 29, 1982
37. 106 (106-76)	Tarleton State	Nov. 29, 1986
106 (106-116)	at Drake	Dec. 22, 1979
106 (106-72)	Abilene Christian	Feb. 19, 1973
40. 105 (105-89)	at BYU	Mar. 15, 2017
105 (105-63)	Austin College	Jan. 30, 2007
105 (105-91)	Sul Ross State	Dec. 4, 1992
43. 104 (104-75)	Mary Hardin-Baylor	Nov. 13, 2021
104 (104-106)	Louisiana	Feb. 27, 1978
104 (104-100)	vs. Texas Wesleyan	Dec. 28, 1964
46. 103 (103-61)	Southwestern	Nov. 12, 2022
103 (103-45)	Hardin-Simmons	Dec. 29, 2001
103 (103-88)	McNeese State	Feb. 20, 1992
103 (103-86)	Texas Wesleyan	Jan. 19, 1981
103 (103-115)	at Louisiana	Feb. 19, 1979
103 (103-70)	at Tarleton State	Feb. 1, 1966
103 (103-92)	Lamar	Feb. 27, 1965
53. 102 (102-72)	Texas Southern	Nov. 14, 2007
102 (102-108)	Denver	Dec. 12, 1977
102 (102-104, 2OT)	Texas Southern	Jan. 13, 1983
102 (102-90)	Texas Wesleyan	Dec. 4, 1965
102 (102-88)	at Texas Wesleyan	Jan. 25, 1964
58. 101 (101-85)	vs. Texas Wesleyan	Dec. 22, 2009
101 (101-123)	at Northwestern State	Feb. 19, 1994
101 (101-45)	Austin College	Dec. 3, 1991
101 (101-95)	Texas State	Jan. 12, 1991
101 (101-105, OT)	North Texas	Jan. 12, 1977
101 (101-110)	at North Texas	Jan. 14, 1976
101 (101-82)	UT Pan American	Jan. 21, 1971
101 (101-110)	Texas Wesleyan	Dec. 13, 1967
66. 100 (100-59)	Hardin-Simmons	Nov. 15, 2022
100 (100-97, 2OT)	at UTSA	Jan. 17, 2009
100 (100-85)	McNeese State	Feb. 18, 1995
100 (100-97, 2OT)	TAMU-Commerce	Dec. 11, 1993
100 (100-78)	at Sam Houston State	Feb. 20, 1993
100 (100-90)	North Texas	Feb. 15, 1992
100 (100-79)	US International	Feb. 5, 1987
100 (100-87)	McNeese State	Mar. 3, 1981
100 (100-74)	Hardin-Simmons	Jan. 12, 1981
100 (100-85)	McNeese State	Feb. 3, 1979
100 (100-89)	at Angelo State	Jan. 1, 1970
100 (100-92)	West Texas A&M	Mar. 1, 1968

In A Loss

111 (111-120)	Lamar	Feb. 6, 1968
---------------	-------	--------------

POINTS IN AN OVERTIME GAME

Total (Score)	Opponent	Date
1. 138 (138-135, 3OT)	Lamar	Feb. 14, 1967
2. 124 (124-123, 3OT)	at Sam Houston State	Dec. 28, 1998
3. 118 (118-117, 4OT)	Hardin-Simmons	Dec. 11, 1971
4. 113 (113-109, OT)	at Texas Wesleyan	Jan. 30, 1968
5. 102 (102-104, 2OT)	Texas Southern	Jan. 13, 1983
6. 101 (101-105, OT)	North Texas	Jan. 12, 1977
7. 100 (100-97, 2OT)	at UTSA	Jan. 17, 2009
100 (100-97, 2OT)	Texas A&M Commerce	Dec. 11, 1993

POINTS AT HOME

Total (Score)	Opponent	Date
1. 154 (154-85)	Huston-Tillotson	Nov. 29, 1990
2. 149 (149-86)	University of Dallas	Dec. 8, 1990
3. 138 (138-135, 3OT)	Lamar	Feb. 14, 1967
4. 130 (130-64)	Huston-Tillotson	Nov. 28, 1991
5. 126 (126-73)	Texas Wesleyan	Dec. 7, 1981
6. 121 (121-61)	Schreiner	Dec. 3, 1992
7. 118 (118-117, 4OT)	Hardin-Simmons	Dec. 11, 1971
8. 117 (117-53)	Howard Payne	Dec. 22, 2020
117 (117-115)	Nicholls	Dec. 3, 1990
10. 116 (116-87)	St. Edward's	Nov. 26, 1977
11. 115 (115-100)	Texas Wesleyan	Jan. 2, 1965

In Conference Play

117 (117-115)	Nicholls	Dec. 3, 1990
---------------	----------	--------------

vs. Non-Conference Opponent

154 (154-85)	Huston-Tillotson	Nov. 29, 1990
--------------	------------------	---------------

POINTS ON THE ROAD

Total (Score)	Opponent	Date
1. 124 (124-123, 3OT)	at Sam Houston State	Dec. 28, 1998
2. 118 (118-84)	at Texas State	Feb. 9, 1991
3. 113 (113-104)	at Georgia State	Dec. 15, 1990
113 (113-109, OT)	at Texas Wesleyan	Jan. 30, 1968
5. 110 (110-103)	at Texas State	Feb. 3, 2007
110 (110-116)	at Sam Houston State	Dec. 11, 1967
7. 108 (108-84)	at Nicholls	Jan. 2, 1991
8. 106 (106-116)	at Drake	Dec. 22, 1979
9. 103 (103-72)	at SE Louisiana	Jan. 4, 1991
103 (103-115)	at Louisiana	Feb. 19, 1979
103 (103-70)	at Tarleton State	Feb. 1, 1966

POINTS AT A NEUTRAL SITE

Total (Score)	Opponent	Date
1. 113 (113-81)	vs. San Francisco	Nov. 29, 1991
2. 104 (104-100)	vs. Texas Wesleyan	Dec. 28, 1964

LARGEST COMBINED SCORE

Total (Score)	Opponent	Date
1. 273 (138-135, 3OT)	Lamar	Feb. 14, 1967
2. 247 (124-123, 3OT)	at Sam Houston State	Dec. 28, 1998
3. 239 (154-85)	Huston-Tillotson	Nov. 29, 1990
4. 235 (149-86)	University of Dallas	Dec. 8, 1990
235 (99-136)	at New Mexico	Nov. 23, 1990
235 (118-117, 4OT)	Hardin-Simmons	Dec. 11, 1971
7. 232 (117-115)	Nicholls	Dec. 3, 1990
8. 231 (111-120)	Lamar	Feb. 6, 1968
9. 226 (110-116)	at Sam Houston State	Dec. 11, 1967
10. 224 (101-123)	at Northwestern State	Feb. 19, 1994
224 (115-109)	North Texas	Feb. 25, 1991
224 (108-116)	Angelo State	Dec. 21, 1967

POINTS IN A HALF

Total (Half)	Opponent	Date
1. 90 (2nd)	Huston-Tillotson	Nov. 29, 1990
2. 78 (1st)	University of Dallas	Dec. 8, 1990
3. 72 (2nd)	at Texas State	Feb. 9, 1991
4. 71 (2nd)	University of Dallas	Dec. 8, 1990
5. 70 (2nd)	at SE Louisiana	Jan. 4, 1991
6. 69 (2nd)	Nicholls	Jan. 24, 1998
69 (2nd)	at Georgia State	Dec. 15, 1990
69 (1st)	Austin College	Dec. 13, 1966
9. 68 (2nd)	Louisiana	Jan. 23, 2017
68 (2nd)	at Nicholls	Jan. 2, 1991
11. 67 (1st)	Howard Payne	Dec. 22, 2020
67 (2nd)	Texas Wesleyan	Dec. 7, 1981

SINGLE-GAME TEAM PROGRAM RECORDS

FIELD GOALS MADE

Total	Opponent	Date
1. 60	Huston-Tillotson	Nov. 29, 1990
2. 57	Lamar	Feb. 14, 1967
3. 53	University of Dallas	Dec. 8, 1990
53	Texas Wesleyan	Dec. 7, 1981
5. 50	Huston-Tillotson	Nov. 26, 1991
6. 47	St. Edward's	Nov. 26, 1977
47	at Texas Wesleyan	Jan. 30, 1968
8. 46	Howard Payne	Dec. 22, 2020
9. 45	Schreiner	Dec. 3, 1992
45	Abilene Christian	Jan. 31, 1970
11. 44	Nicholls	Dec. 3, 1990
44	Tarleton State	Nov. 29, 1986
44	North Texas	Jan. 12, 1977
44	UT Pan American	Jan. 21, 1971
44	Texas Wesleyan	Dec. 17, 1968

FIELD GOALS ATTEMPTED

Total	Opponent	Date
1. 122	Huston-Tillotson	Nov. 29, 1990
2. 105	at New Mexico	Nov. 23, 1990
3. 102	University of Dallas	Dec. 8, 1990
102	Nicholls	Dec. 3, 1990
5. 101	Hardin-Simmons	Dec. 11, 1971
6. 100	South Dakota State	Dec. 6, 1971
7. 98	North Texas	Jan. 12, 1977
8. 97	Lamar	Feb. 14, 1967
9. 95	Texas Wesleyan	Dec. 4, 1965
10. 94	at Denver	Jan. 8, 1975
94	Texas Wesleyan	Dec. 3, 1964

FIELD GOAL PERCENTAGE (Min. 30 Made)

Pct. (FG-A)	Opponent	Date
1. .723 (34-47)	UT Tyler	Dec. 22, 2004
2. .680 (53-78)	Texas Wesleyan	Dec. 7, 1981
3. .667 (34-51)	Central Arkansas	Feb. 7, 2011
.667 (32-48)	vs. Valparaiso	Jan. 10, 1981
5. .660 (40-62)	at Texas Wesleyan	Jan. 2, 1965
6. .653 (32-49)	at ULM	Feb. 1, 2003
7. .642 (43-67)	Mary Hardin-Baylor	Nov. 13, 2021
.642 (34-53)	vs. Georgia State	Dec. 22, 1984
9. .639 (39-61)	vs. Schreiner	Nov. 26, 2007
10. .635 (33-52)	at UTSA	Feb. 19, 1996
11. .630 (42-67)	Oklahoma State	Jan. 14, 1984
.630 (36-57)	Oral Roberts	Jan. 23, 1982

3-POINTERS MADE

Total	Opponent	Date
1. 17	UT Tyler	Nov. 11, 2023
17	Bradley	Dec. 8, 2015
3. 16	Howard Payne	Dec. 22, 2020
16	Texas State	Jan. 12, 1991
5. 15	UT Dallas	Nov. 5, 2019
15	at South Alabama	Feb. 28, 2019
15	at Arkansas State	Jan. 13, 2018
15	Coastal Carolina	Dec. 31, 2016
15	at Northwestern State	Jan. 6, 2000
15	at TCU	Dec. 19, 1999
15	UTSA	Jan. 2, 1992
15	at Northwestern State	Feb. 14, 1991
15	Huston-Tillotson	Nov. 29, 1990
14. 14	at Texas State	Feb. 13, 2021
14	Georgia Southern	Jan. 2, 2016
14	UT Tyler	Nov. 16, 2010
14	McNeese State	Jan. 27, 2000
14	at Nicholls	Jan. 15, 2000
14	vs. San Francisco	Nov. 29, 1991
14	at SE Louisiana	Jan. 4, 1991

3-POINTERS ATTEMPTED

Total	Opponent	Date
1. 43	UT Tyler	Nov. 11, 2023
2. 42	Howard Payne	Dec. 22, 2020
42	at South Alabama	Jan. 16, 2016
4. 40	at Northwestern State	Feb. 1, 1992
5. 39	McNeese State	Jan. 27, 2000
39	at ULM	Jan. 8, 2000
39	Nicholls	Dec. 3, 1990
8. 38	Alcorn State	Nov. 22, 2023
38	Dallas Christian	Dec. 17, 2020
38	Little Rock	Jan. 23, 2016
38	Coastal Carolina	Dec. 31, 2016
38	at Texas Southern	Dec. 20, 2006
13. 37	UT Dallas	Nov. 5, 2019
37	at North Texas	Nov. 30, 2010
15. 36	at Nevada	Nov. 12, 2019
36	Rice	Nov. 29, 2017
36	McNeese State	Feb. 21, 1991
36	Huston-Tillotson	Nov. 29, 1990

3-POINT PERCENTAGE (Min. 10 Made)

Pct. (FG-A)	Opponent	Date
1. .706 (12-17)	McNeese State	Feb. 18, 1995
2. .700 (14-20)	at SE Louisiana	Jan. 4, 1991
3. .625 (10-16)	Appalachian State	Feb. 1, 2018
4. .619 (13-21)	Houston Baptist	Nov. 22, 2014
5. .577 (15-26)	at South Alabama	Feb. 28, 2019
6. .556 (15-27)	at Arkansas State	Jan. 13, 2018
7. .545 (12-22)	at Troy	Mar. 2, 2019
.545 (12-22)	at Georgia Southern	Feb. 20, 2017

FREE THROWS MADE

Total	Opponent	Date
1. 42	Schreiner	Dec. 3, 1992
2. 41	Sam Houston State	Dec. 9, 1968
3. 38	San Diego	Dec. 4, 2004
4. 36	McNeese State	Feb. 3, 1979
36	Missouri-Rolla	Dec. 18, 1968
6. 35	Texas Lutheran	Nov. 12, 2010
35	at Texas State	Feb. 3, 2007
35	at Georgia State	Dec. 15, 1990
35	West Texas A&M	Jan. 2, 1969
35	at Texas Wesleyan	Jan. 2, 1965

FREE THROW ATTEMPTS

Total	Opponent	Date
1. 60	Sam Houston State	Dec. 9, 1968
2. 54	McNeese State	Feb. 23, 1981
3. 52	North Texas	Feb. 25, 1991
4. 49	Hardin-Simmons	Dec. 11, 1971
5. 48	Southwestern	Nov. 12, 2022
48	North Texas	Jan. 12, 1980
48	Missouri-Rolla	Dec. 18, 1968
8. 47	San Diego	Dec. 4, 2004
9. 46	Texas Lutheran	Nov. 12, 2010
46	at Texas State	Jan. 30, 2010
46	at Arkansas	Nov. 22, 1999
46	UTSA	Dec. 4, 1989
46	West Texas A&M	Jan. 2, 1969

FREE THROW PERCENTAGE (Min. 20 Made)

Pct. (FT-A)	Opponent	Date
1. .964 (27-28)	at Houston	Feb. 22, 1968
2. .952 (20-21)	at Northwestern State	Mar. 8, 2005
3. .917 (33-36)	at Louisiana	Feb. 19, 1979
4. .875 (21-24)	at South Alabama	Jan. 16, 2016
5. .872 (34-39)	Little Rock	Jan. 19, 2019
6. .862 (25-29)	Texas State	Mar. 1, 2016
7. .857 (24-28)	Louisiana	Jan. 15, 2021
.857 (24-28)	UC Davis	Nov. 18, 2018
9. .852 (23-27)	Dallas Christian	Dec. 17, 2020

REBOUNDS

Total	Opponent	Date
1. 80	Huston-Tillotson	Nov. 29, 1990
2. 72	Hardin-Simmons	Dec. 11, 1971
3. 67	at West Texas A&M	Feb. 2, 1970
67	Lamar	Feb. 14, 1967
67	at Trinity	Feb. 23, 1965
6. 66	Nicholls	Dec. 3, 1990
7. 65	Jarvis Christian	Dec. 2, 1996
8. 64	Schreiner	Dec. 3, 1992
64	US International	Feb. 5, 1987
64	vs. Austin College	Dec. 30, 1964
11. 63	Howard Payne	Nov. 28, 2022

REBOUND MARGIN

Margin	Opponent	Date
1. +36 (63-27)	Howard Payne	Nov. 28, 2022
+36 (64-28)	Schreiner	Dec. 3, 1992
+36 (80-44)	Huston-Tillotson	Nov. 29, 1990
4. +35 (59-24)	Sul Ross State	Dec. 21, 2015
+35 (59-24)	Northwestern State	Feb. 27, 1992
6. +34 (65-31)	Jarvis Christian	Dec. 2, 1996
7. +32 (54-22)	at Nicholls	Dec. 22, 2001
8. +30 (61-31)	Howard Payne	Dec. 22, 2020
+30 (53-23)	Hardin-Simmons	Dec. 11, 2020
10. +29 (55-26)	Dallas Christian	Dec. 17, 2020
11. +28 (59-31)	Hardin-Simmons	Nov. 15, 2022
12. +27 (51-24)	vs. Texas Southern	Nov. 14, 2007
13. +26 (48-22)	at ULM	Jan. 18, 2020
+26 (44-18)	Nicholls	Feb. 15, 2003
15. +25 (52-27)	ULM	Jan. 19, 1991

SINGLE-GAME TEAM PROGRAM RECORDS

PERSONAL FOULS

Total	Opponent	Date
1. 42	Hardin-Simmons	Dec. 11, 1971
2. 40	at Arkansas State	Jan. 26, 1980
3. 39	at North Texas	Feb. 10, 1983
4. 37	McNeese State	Feb. 23, 1981
5. 36	North Texas	Nov. 18, 2009
36	at Sam Houston State	Dec. 28, 1998
7. 35	at Arkansas	Nov. 23, 2018
35	Arkansas State	Feb. 27, 2016
35	at Sam Houston State	Feb. 22, 2007
35	at Louisiana Tech	Jan. 27, 1979
35	at Denver	Jan. 10, 1976
35	at US International	Feb. 21, 1967

ASSISTS

Total	Opponent	Date
1. 34	Georgia State	Dec. 7, 1991
2. 33	Huston-Tillotson	Nov. 26, 1991
3. 32	Lamar	Feb. 18, 1980
4. 31	Howard Payne	Dec. 22, 2020
31	Texas Wesleyan	Dec. 7, 1981
6. 30	at Sam Houston State	Feb. 20, 1993
30	Nicholls	Feb. 11, 1993
30	Lamar	Feb. 24, 1979
9. 29	at Northwestern State	Feb. 14, 1991
29	vs. Northwestern State	Mar. 8, 1988
29	North Texas	Feb. 7, 1987
29	Denver	Dec. 12, 1977

TURNOVERS

Total	Opponent	Date
1. 38	at New Mexico State	Nov. 28, 1975
2. 36	at Houston Baptist	Jan. 9, 1978
36	at Lamar	Feb. 24, 1977
4. 34	UC San Diego	Jan. 4, 1978
34	at Pepperdine	Dec. 9, 1977
6. 33	at Nebraska	Dec. 21, 1992
33	at Lamar	Feb. 10, 1979
8. 32	at Nicholls	Jan. 6, 1994
32	at Hardin-Simmons	Feb. 2, 1974

BLOCKS

Total	Opponent	Date
1. 12	Louisiana	Jan. 15, 2021
2. 10	Howard Payne	Dec. 20, 2014
10	Hardin-Simmons	Dec. 29, 2001
10	St. Edward's	Jan. 26, 1987
5. 9	Howard Payne	Nov. 28, 2022

STEALS

Total	Opponent	Date
1. 22	University of Dallas	Dec. 8, 1990
2. 21	Huston-Tillotson	Nov. 26, 1991
3. 19	Southwestern	Nov. 12, 2022
19	St. Edward's	Dec. 4, 1978
19	Houston Baptist	Dec. 13, 2012
6. 18	Howard Payne	Nov. 13, 2013
18	at UTSA	Feb. 6, 1986
8. 17	Sul Ross State	Dec. 21, 2015
17	Houston Baptist	Jan. 25, 2010
17	SE Louisiana	Jan. 3, 1987
17	at Arkansas State	Jan. 26, 1981
17	Westmont	Dec. 1, 1980

LARGEST MARGIN OF VICTORY

Total	Opponent	Date
1. 69 (154-85)	Huston-Tillotson	Nov. 29, 1990
2. 66 (130-64)	Huston-Tillotson	Nov. 28, 1991
3. 64 (117-53)	Howard Payne	Dec. 22, 2020
4. 63 (149-86)	University of Dallas	Dec. 8, 1990
5. 61 (109-48)	Dallas Christian	Dec. 17, 2020
6. 60 (121-61)	Schreiner	Dec. 3, 1992
7. 58 (99-41)	Howard Payne	Nov. 28, 2022
58 (103-45)	Hardin-Simmons	Dec. 29, 2001
9. 56 (101-45)	Austin College	Dec. 3, 1991
10. 53 (126-73)	Texas Wesleyan	Dec. 7, 1981

FEWEST POINTS ALLOWED

Total	Opponent	Date
1. 36 (31-36)	at SMU	Dec. 16, 1989
2. 40 (66-40)	Sam Houston State	Jan. 11, 2012
40 (73-40)	Grambling	Nov. 25, 2015
40 (98-40)	Sul Ross	Dec. 21, 2015
5. 41 (99-41)	Howard Payne	Nov. 28, 2022
41 (42-41)	SE Louisiana	Nov. 30, 1983
7. 42 (43-42)	vs. Oklahoma Baptist	Dec. 29, 1961
8. 44 (51-44)	at UT Pan American	Dec. 19, 1996
9. 45 (88-45)	Texas Lutheran	Nov. 12, 2010
45 (103-45)	Hardin-Simmons	Dec. 29, 2001
45 (101-45)	Austin College	Dec. 3, 1991

PLAYERS IN DOUBLE-FIGURE POINTS

Total	Opponent	Date
1. 8	Howard Payne	Dec. 22, 2020
8	Texas Wesleyan	Dec. 7, 1981
3. 7	Austin College	Jan. 30, 2007
7	at Sam Houston State	Dec. 28, 1998
7	Wayland Baptist	Dec. 1, 1971
6. 6, 26x	Last: Mary Hardin-Baylor	Nov. 13, 2021

PLAYERS WITH DOUBLE-FIGURE REBOUNDS

Total	Opponent	Date
1. 4	Huston-Tillotson	Nov. 29, 1990
4	at West Texas A&M	Feb. 2, 1970
3. 3	Oral Roberts	Nov. 6, 2023
3	Arkansas State	Jan. 21, 2016
3	at Texas Wesleyan	Dec. 11, 1980
3	Adams State	Dec. 19, 1974
3	Lamar	Feb. 26, 1972
3	Arkansas State	March 2, 1970
3	Lamar	Feb. 14, 1967
3	at Trinity	Feb. 23, 1965
3	Texas Wesleyan	Dec. 3, 1964
12. 2, 83x	Last: at New Mexico	Nov. 16, 2023

PLAYERS WITH 20+ POINTS

Total	Opponent	Date
1. 5	Huston-Tillotson	Nov. 29, 1990
2. 4	North Texas	Feb. 25, 1991
4	University of Dallas	Dec. 8, 1990
4. 3	at Sam Houston State	Jan. 28, 1998
3	at Sam Houston State	Feb. 20, 1993
3	North Texas	Feb. 15, 1992
3	at Sam Houston State	Jan. 9, 1992
3	Nicholls	Dec. 3, 1990
3	SE Louisiana	Dec. 1, 1990
3	at ULM	Mar. 4, 1989
3	Oklahoma State	Jan. 14, 1984
3	vs. Northeastern	Jan. 9, 1981
3	at Centenary	Jan. 5, 1981
3	McNeese State	Jan. 28, 1980
3	Texas A&M Kingsville	Feb. 7, 1976
3	Lamar	Feb. 14, 1967

SINGLE-GAME TEAM PROGRAM RECORDS

FEWEST POINTS

Total (Score)	Opponent	Date
1. 31 (31-36)	at SMU	Dec. 16, 1989
2. 35 (35-50)	Denver	Dec. 31, 2012
3. 36 (36-64)	at North Texas	Nov. 18, 2021
4. 38 (38-59)	vs. Drexel	Nov. 21, 2022
5. 41 (41-57)	at SE Louisiana	Jan. 8, 2005
6. 42 (42-41)	SE Louisiana	Nov. 30, 1983
7. 43 (43-62)	Nevada	Nov. 18, 2022
43 (43-51)	ULM	Feb. 27, 1997
43 (43-64)	East Texas Baptist	Dec. 6, 1962
43 (43-42)	vs. Oklahoma Baptist	Dec. 29, 1961
44 (44-92)	at Kentucky	Nov. 25, 2014
44 (44-71)	at Stephen F. Austin	Jan. 24, 2004
44 (44-61)	Seattle	Jan. 17, 2013
44 (44-69)	at Oklahoma State	Dec. 19, 2013
15. 45 (45-88)	at Oklahoma State	Nov. 9, 2021
45 (45-65)	at Missouri	Dec. 4, 2018
45 (45-76)	at Texas	Nov. 7, 2002
45 (45-66)	at Texas State	Jan. 9, 1998

In a Win

42 (42-41)	SE Louisiana	Nov. 30, 1983
------------	--------------	---------------

In Conference Play

35 (35-50)	Denver (Western Athletic Conference)	Dec. 31, 2012
------------	--------------------------------------	---------------

vs. Non-Conference Opponent

31 (31-36)	at SMU	Dec. 16, 1989
------------	--------	---------------

FEWEST POINTS AT HOME

Total (Score)	Opponent	Date
1. 35 (35-50)	Denver	Dec. 31, 2012
2. 42 (42-41)	SE Louisiana	Nov. 30, 1983
3. 43 (43-62)	Nevada	Nov. 18, 2022
43 (43-51)	ULM	Feb. 27, 1997
43 (43-64)	East Texas Baptist	Dec. 6, 1962
44 (44-61)	Seattle	Jan. 17, 2013
7. 46 (46-64)	Boise State	Jan. 2, 2013
46 (46-64)	Oklahoma Baptist	Dec. 5, 1961
9. 47 (47-55)	UT Pan American	Dec. 21, 1959
10. 48 (48-52)	ULM	Feb. 29, 1992
48 (48-49)	McNeese State	Feb. 12, 1983

FEWEST POINTS ON THE ROAD

Total (Score)	Opponent	Date
1. 31 (31-36)	SMU	Dec. 16, 1989
2. 36 (36-64)	North Texas	Nov. 18, 2021
3. 41 (41-57)	SE Louisiana	Jan. 8, 2005
4. 44 (44-69)	Oklahoma State	Dec. 19, 2012
44 (44-71)	Stephen F. Austin	Jan. 24, 2004
6. 45 (45-88)	at Oklahoma State	Nov. 9, 2021
45 (45-65)	Missouri	Dec. 4, 2018
45 (45-76)	Texas	Nov. 7, 2002
45 (45-66)	Texas State	Jan. 9, 1998
10. 47 (47-67)	#14 Oregon	Nov. 17, 2019
11. 48 (48-80)	at Grand Canyon	Jan. 12, 2023
48 (48-66)	Nicholls	Jan. 8, 2011
13. 49 (49-76)	SE Missouri State	Jan. 7, 1985
49 (49-81)	Memphis	Dec. 4, 1968
15. 50 (50-70)	at Oklahoma	Dec. 19, 2021
50 (50-57)	Appalachian State	Feb. 6, 2020
50 (50-47)	Texas State	Feb. 27, 2003
50 (50-106)	Creighton	Nov. 17, 2002
50 (50-70)	Hardin-Simmons	Jan. 9, 1975
50 (50-65)	ULM	Mar. 6, 1990
50 (50-64)	Sam Houston State	Dec. 11, 1959

FEWEST POINTS AT A NEUTRAL SITE

Total (Score)	Opponent	Date
1. 38 (38-59)	vs. Drexel	Nov. 21, 2022
2. 43 (43-42)	Oklahoma Baptist	Dec. 29, 1961
3. 49 (49-61)	UNC Greensboro	Nov. 15, 2005
49 (49-68)	Trinity	Dec. 29, 1960
5. 50 (50-81)	McNeese State	March 5, 1997

SMALLEST COMBINED SCORE

Total (Score)	Opponent	Date
1. 67 (31-36)	at SMU	Dec. 16, 1989
2. 83 (42-41)	SE Louisiana	Nov. 30, 1983
3. 85 (35-50)	Denver	Dec. 31, 2012
85 (43-42)	vs. Oklahoma Baptist	Dec. 29, 1961
94 (43-51)	ULM	Feb. 27, 1997
6. 95 (51-44)	UT Pan American	Dec. 19, 1996
7. 97 (38-59)	vs. Drexel	Nov. 21, 2022
8. 97 (48-49)	McNeese State	Feb. 12, 1983
97 (50-47)	at Texas State	Feb. 27, 2003
10. 98 (51-47)	vs. Alabama State	Dec. 22, 1995
98 (41-57)	at SE Louisiana	Jan. 8, 2005
98 (52-46)	at McNeese State	Feb. 10, 2007
13. 100 (36-64)	at North Texas	Nov. 18, 2021
100 (48-52)	ULM	Feb. 29, 1992
15. 102 (47-55)	UT Pan American	Dec. 21, 1959
16. 103 (56-47)	Lamar	Dec. 11, 2021

FEWEST POINTS IN A HALF

Total (Half)	Opponent	Date
1. 8 (2nd)	at SMU	Dec. 16, 1989
2. 12 (1st)	at North Texas	Nov. 18, 2021
12 (1st)	at Kentucky	Nov. 25, 2014
4. 13 (2nd)	vs. Drexel	Nov. 21, 2022
5. 14 (1st)	at Oklahoma State	Nov. 9, 2021
14 (1st)	Little Rock	Jan. 23, 2016
7. 15 (1st)	at Toledo	Dec. 29, 1989
8. 16 (1st)	at Tarleton	Dec. 29, 2022
9. 17 (1st)	Denver	Dec. 31, 2012
17 (1st)	at Oklahoma State	Dec. 17, 2012
17 (1st)	at Nicholls	Jan. 8, 2011
17 (1st)	at Stephen F. Austin	Jan. 27, 2007
17 (1st)	at New Mexico	Dec. 29, 2005
17 (1st)	vs. UNC Greensboro	Nov. 15, 2005
17 (1st)	at ULM	Jan. 23, 1997
17 (1st)	at Texas A&M Commerce	Dec. 10, 1962
17. 18 (2nd)	at Grand Canyon	Jan. 12, 2023
18 (1st)	Nevada	Nov. 18, 2022
18 (1st)	at Oklahoma	Dec. 19, 2021
18 (1st)	Boise State	Jan. 2, 2013
18 (2nd)	Denver	Dec. 31, 2012
18 (1st)	New Mexico	Jan. 3, 2005
18 (1st)	at SE Louisiana	Nov. 30, 1983

FEWEST FIELD GOALS MADE

Total	Opponent	Date
1. 10	Nevada	Nov. 18, 2022
2. 12	at North Texas	Nov. 18, 2021
12	at SMU	Dec. 16, 1989
4. 13	at SE Louisiana	Jan. 8, 2005
13	at Stephen F. Austin	Jan. 24, 2004
13	Denver	Dec. 31, 2012
7. 14	vs. UNC Greensboro	Nov. 15, 2005
14	at Memphis	Dec. 4, 1968
9. 15	vs. Drexel	Nov. 21, 2022
15	at #14 Oregon	Nov. 17, 2019
15	at Stephen F. Austin	Feb. 24, 2005
15	at TCU	Nov. 22, 2003
15	Arkansas State	Jan. 6, 1968

FEWEST FIELD GOALS ATTEMPTED

Total	Opponent	Date
1. 29	at Nicholls	Jan. 8, 2011
2. 31	Arkansas State	Jan. 6, 1968
3. 33	Midwestern State	Dec. 20, 1967
4. 35	at Houston Baptist	Jan. 18, 1982

LOWEST FIELD GOAL % (Min. 50 Attempts)

Pct. (FG-A)	Opponent	Date
1. .179 (10-56)	Nevada	Nov. 18, 2022
2. .234 (15-64)	at #14 Oregon	Nov. 17, 2019
3. .235 (12-51)	at Texas State	Jan. 9, 1999
4. .254 (15-59)	vs. Drexel	Nov. 21, 2022
5. .255 (14-55)	vs. UNC Greensboro	Nov. 15, 2005
6. .257 (18-70)	Montana	Dec. 28, 1996
7. .258 (16-62)	Seattle	Jan. 17, 2013
8. .265 (18-68)	Louisiana	Jan. 16, 2021
9. .268 (19-71)	at Gonzaga	Dec. 18, 2018
10. .270 (17-63)	at Kentucky	Nov. 25, 2014
11. .274 (17-62)	Sam Houston State	Jan. 11, 1990
12. .279 (17-61)	vs. McNeese State	Mar. 5, 1997

FEWEST FREE THROWS MADE

Total	Opponent	Date
1. 0	at Hardin-Simmons	Jan. 9, 1975
2. 1	at Oklahoma State	Dec. 19, 2012
1	at Centenary	Feb. 5, 1973
1	vs. Georgia Southern	Dec. 29, 1972
5. 2, 12x	Last: vs. Harvard	Dec. 28, 1998

FEWEST FREE THROW ATTEMPTS

Total	Opponent	Date
1. 1	at Hardin-Simmons	Jan. 9, 1975
2. 2	McNeese State	Feb. 28, 1977
2	at Centenary	Feb. 5, 1973
4. 4, 9x	Last: at Stony Brook	Dec. 23, 2000

LOWEST FREE THROW % (Min. 10 Attempts)

Pct. (FT-A)	Opponent	Date
1. .182 (2-11)	vs. Alabama State	Dec. 22, 1995
2. .285 (4-14)	at Lamar	Mar. 5, 1985
3. .300 (3-10)	at Oklahoma State	Nov. 9, 2021
4. .357 (5-14)	ULM	Jan. 16, 1999
357 (5-14)	at Louisiana Tech	Feb. 9, 1981
6. 360 (9-25)	Northwestern State	Feb. 15, 1990
7. 364 (4-11)	vs. Drexel	Nov. 21, 2022
364 (4-11)	at Missouri	Dec. 4, 2018

FEWEST REBOUNDS

No.	Opponent	Date
1. 21	at Texas	Jan. 3, 2004
21	Sam Houston State	Mar. 2, 2000
21	vs. Valparaiso	Jan. 10, 1981
4. 22	at Nicholls	Jan. 8, 2011
22	at Stephen F. Austin	Jan. 27, 2007
22	at ULM	Feb. 5, 2004
22	at Samford	Nov. 27, 1999
22	Louisiana Tech	Feb. 26, 1981
9. 23, 4x	Last: vs. Miami	Nov. 13, 2005

ALL-TIME PROGRAM OVERTIME GAMES

Date	Opponent	W/L	Score	Date	Opponent	W/L	Score	Date	Opponent	W/L	Score
02-04-64	Arkansas State	L	76-82	11-29-85	Tarleton State	W	81-79	02-03-10	Texas A&M-Corpus Christi	W	71-66
02-16-65	Arkansas State	L	** 99-100	01-03-86	at Florida Southern	L	79-81	02-16-11	Stephen F. Austin	W	66-65
01-04-66	at Austin College	W	70-63	01-21-86	at Hardin-Simmons	L	75-79	02-19-11	at Southeastern Louisiana	W	68-66
01-08-66	Lamar	L	** 91-93	02-21-87	at U.S. International	L	89-94	02-26-11	at Northwestern State	L	71-78
02-14-67	Lamar	W	*** 138-135	01-18-88	UTSA	L	72-79	12-17-11	at Tulsa	L	75-80
01-20-68	at Texas Tech	L	83-93	01-30-88	at Texas State	L	73-75	12-21-13	CSU Bakersfield	W	79-75
01-30-68	at Texas Wesleyan	W	113-109	02-23-88	Hardin-Simmons	L	87-88	01-09-14	UTM	W	83-79
02-02-70	West Texas A&M	W	88-84	12-30-89	vs. UNC Wilmington	L	64-66	02-01-14	at Georgia State	L	91-101
12-11-71	Hardin-Simmons	W	**** 118-117	12-11-92	vs. Gonzaga	W	** 95-87	03-06-14	at Troy	W	** 87-86
01-10-72	at Butler	W	87-82	12-11-93	TAMU-Commerce	W	** 100-97	12-01-15	at Texas	L	73-80
02-26-72	Lamar	W	96-92	12-29-93	at Chaminade	L	91-92	01-16-16	at South Alabama	L	85-88
12-23-72	Hardin-Simmons	W	81-76	11-29-95	Grambling State	L	82-86	02-18-16	Louisiana	W	84-83
01-18-73	Centenary	W	74-72	01-15-97	Texas State	W	66-63	02-10-18	Texas State	W	70-68
02-15-73	West Texas A&M	W	** 87-85	01-30-97	McNeese State	W	69-67	12-21-18	at Cal Poly	W	75-70
01-11-75	at E. New Mexico	L	69-70	02-13-97	Sam Houston State	L	75-78	2-2-19	at rv Texas State	W	** 84-77
01-10-76	at Denver	W	99-97	12-28-98	at Sam Houston State	W	*** 124-123	2-23-19	ULM	W	** 91-86
01-12-77	North Texas	L	101-105	02-06-99	Stephen F. Austin	W	** 85-83	2-28-20	Texas State	L	*** 85-87
02-21-77	Louisiana Tech	W	92-90	11-22-99	at Arkansas	L	95-102	1-29-21	at Arkansas State	L	75-83
12-09-77	at Pepperdine	L	88-89	03-08-00	Northwestern State#	L	83-88	11-16-21	Abilene Christian	L	71-80
02-04-78	Louisiana Tech	L	** 77-79	01-27-01	Sam Houston State	W	94-86	12-30-21	South Alabama	W	89-87
01-12-80	North Texas	W	** 99-97	02-10-01	UTSA	W	86-77	1-8-22	at Georgia Southern	L	73-74
01-28-80	McNeese State	L	** 97-98	03-07-01	at Sam Houston State#	L	** 98-103	1-15-22	ULM	L	55-62
02-11-80	at Louisiana	L	79-86	12-20-01	at SE Louisiana	W	69-60	1-22-22	at Little Rock	L	*** 96-98
02-13-80	at McNeese State	W	71-69	01-02-02	Oral Roberts	W	83-77	2-12-22	at Louisiana	W	80-77
12-18-80	Centenary	W	81-78	03-07-03	ULM	W	** 85-84	2-25-23	Utah Tech	W	71-69
01-31-81	Lamar	L	84-89	01-22-05	ULM	W	80-76	<p>* Indicates How Many Overtimes If More Than One # Southland Conference Tournament</p> <p>ALL-TIME OVERTIME RECORDS: TOTAL: 92 Games (48-44) 1 OT: 68 Games (35-33) 2 OT: 19 Games (10-9) 3 OT: 4 Games (2-2) 4 OT: 1 Games (1-0)</p>			
02-20-82	at Arkansas State	W	60-58	12-17-05	at San Diego	W	94-91				
01-13-83	Texas Southern	L	** 102-104	03-07-06	at Sam Houston State#	L	** 84-86				
02-10-83	at North Texas	L	98-105	11-18-06	at TCU	L	** 89-97				
12-05-83	Missouri State	W	63-58	01-11-07	at Nicholls	L	81-83				
02-02-84	ULM	L	71-74	12-17-07	at TCU	L	74-77				
02-09-85	ULM	W	75-74	01-10-08	at Central Arkansas	L	68-70				
				01-17-09	at UTSA	W	** 100-97				
				11-18-09	North Texas	L	** 99-101				
				01-05-10	Utah Valley	W	90-85				

PROGRAM MILESTONE VICTORIES

Win 1 – UT Arlington 70, East Central Okla. 57 – 11/24/59

In their first game at the NCAA level, the Mavericks got 27 points from Ed Russell to defeat the Tigers.

Win 50 – UT Arlington 82, Bishop College 78 – 12/30/65

The Mavericks defeated Bishop College in the third-place game of the Cotton Bowl Classic.

Win 100 – UT Arlington 95, South Dakota State 81 – 12/6/71

Mark Burden scored 21 points and pulled down a then-record 17 rebounds. The win propelled UT Arlington to its most-ever victories in the SLC.

Win 150 – UT Arlington 81, Houston Baptist 69 – 12/7/77

The victory ended the longest losing streak in UT Arlington history at 21 games.

Win 200 – UT Arlington 93, Louisiana 83 – 2/21/81

Arguably the best Maverick squad ever, UT Arlington defeats a tough Ragin' Cajun side that propels the team to its first appearance in the NIT.

Win 250 – UT Arlington 74, San Francisco 65 – 12/21/85

UT Arlington defeats the Dons in the consolation game of the Albertsons Classic in Boise, Idaho.

Win 300 – UT Arlington 108, at Nicholls 84 – 1/2/91

Leonard Wilson scores 31 points and program all-time leading scorer Willie Brand adds 22. The victory starts an eight-game winning streak for the Mavs.

Win 350 – UT Arlington 70, North Texas 68 – 1/15/94

Trailing by three points at halftime, the Mavericks rally to defeat the Mean Green. The victory snaps a six-game losing streak.

Win 400 – UT Arlington 87, at Air Force 78 – 12/19/98

The Mavericks scored 52 points in the second half to erase a halftime deficit in Colorado Springs, Colo.

Win 450 – UT Arlington 81, Texas Wesleyan 65 – 11/30/02

The victory is UT Arlington's ninth straight versus the crosstown-rival Rams.

Win 500 – UT Arlington 87, UT Tyler 72 – 12/22/05

Brady Dawkins registers 15 points and seven assists in the victory over the Patriots.

Win 550 – UT Arlington 75, Utah Valley 64 – 1/3/2009

The Mavs end a five-game skid against Utah Valley behind 17 points from Ryan Toolson

Win 600 – UT Arlington 91, Lamar 82 – 1/14/2012

UTA wins its seventh in a row, on the way to a 16-game winning streak and 15-1 SLC record.

Win 650 – UT Arlington 87, Houston Baptist 69 – 12/22/2014

Jamel Outler drained seven 3-point field goals to help the Mavs move to 3-1 on the season with a homecoming victory.

Win 700 – UT Arlington 89, South Alabama 83 – 1/16/2017

The Mavs used a 16-point 2nd-half run then held off the Jaguars in Mobile, Ala.

Win 750 – UT Arlington 67, Georgia Southern 58 – 3/16/2019

UTA closed the Sun Belt Tournament semifinal matchup on a 10-0 run after Georgia Southern took a 58-57 lead with 5 minutes remaining in regulation and advanced to the Sun Belt Tournament Final for the second-straight year.

Win 800 – UT Arlington 75, Oral Roberts 71 – 11/6/2023

Trailing by as much as 11 early in the 2nd half, UTA methodically chipped away and eventually carved open a six-point edge, 65-59, with under 4 minutes remaining. UTA remained in front for the duration – icing the contest with a pair of Dajuan Gordon free throws with under 5 seconds showing.

2023-24 UTA MEN'S BASKETBALL SPEED CHART



AARON CASH
GR | G | 6-6 | 210
San Francisco, CA



PHILLIP RUSSELL
JR | G | 5-10 | 165
St. Louis, MO




MAKAIH WILLIAMS
FR | G | 6-1 | 185
Long Beach, CA



DAJUAN GORDON
GR | G | 6-5 | 195
Chicago, IL




AKILI VINING
GR | G | 6-2 | 185
Fort Worth, TX



BRANDYN TALBOT
JR | G | 6-5 | 181
Toronto, Ontario



DWAYNE KOROMA
R-SO | F | 6-8 | 205
Berlin, Germany



FREDS PAULS BAGATSKIS
SO | F | 6-8 | 180
Riga, Latvia



KADE DOUGLAS
FR | G | 6-2 | 170
Lancaster, TX



SHEMAR WILSON
SR | F | 6-9 | 215
Avondale, AZ



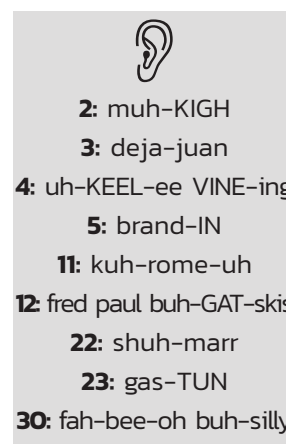
STERLING GASTON-CHAPMAN
JR | G | 6-4 | 218
Wichita, KS




DARRIUS MILES
JR | C | 6-10 | 250
Oak Cliff, TX



FABIO BASILI
SO | G | 6-4 | 175
Orlando, FL



KT TURNER
HEAD COACH
1st Season



SEAN STOUT
ASST. COACH




JEREMY POPE
ASST. COACH



KEITH PICKENS
ASST. COACH



CODY SAN MIGUEL
ASST. COACH




DOUG COMPTON
ASST. COACH




MIKE BUHMEYER
STRENGTH COACH




ROYAL MILTON III
TRAINER



DERRICK OBASOHAN
GRAD ASST.



SEAN KOSTECKI
GRAD ASST.



MAX BRANDT
ANALYTICS



JASON MacBAIN
ASSOCIATE AD



RACHAEL MORGAN
ADMIN. ASST.