UT ARLINGTON BASKETBALL

Associate AD for Brand Advancement: Jason MacBain × 315.750.0236 × jason.macbain@uta.edu × @JaBain

SCHEDULE × RESULTS

2-1	0-0	2-0	0-1	0-0
OVERALL	WAC	HOME	AWAY	NEUTRAL

NOVEMBER (2-1)			CST × RESULT
6	**Oral Roberts**		**W, 75-71**
11	**UT Tyler**		**W, 95-64**
16	@ New Mexico	MW NETWORK	L, 82-80
19	@ #3Arizona	PAC-12 NETWORK	5 PM
22	**Alcorn State**	**ESPN+**	**7 PM**
25	**Texas State**	**ESPN+**	**2 PM**
29	**Abilene Christian**	**ESPN+ WAC**	**7 PM**
DECEMBER (0-0)			
2	@ Grand Canyon	ESPN+ WAC	7 PM
6	**UNT Dallas**	**ESPN+**	**4 PM**
16	Air Force	(FORT WORTH-DICKIES ARENA) | ESPN+	4 PM
21	@ Texas Tech	ESPN+	1 PM
23	@ North Texas	ESPN+	1 PM
JANUARY (0-0)			
1	@ Texas	LONGHORN NETWORK	TBA
4	@ Tarleton State	ESPN+ WAC	7 PM
6	@ Stephen F. Austin	ESPN+ WAC	2 PM
11	**Utah Valley**	**ESPN+ WAC**	**7 PM**
13	**Seattle U**	**ESPN+ WAC**	**2 PM**
18	**UT Rio Grande Valley**	**ESPN+ WAC**	**7 PM**
20	@ Abilene Christian	ESPN+ WAC	3 PM
27	**Grand Canyon**	**ESPN+ WAC**	**2 PM**
FEBRUARY (0-0)			
1	@ Southern Utah	ESPN+ WAC	7:30 PM
3	@ Utah Tech	ESPN+ WAC	4 PM
8	@ California Baptist	ESPN+ WAC	9 PM
10	**Stephen F. Austin**	**ESPN+ WAC**	**2 PM**
15	**Tarleton State**	**ESPN+ WAC**	**7 PM**
17	@ UT Rio Grande Valley	ESPN+ WAC	6:30 PM
22	**Southern Utah**	**ESPN+ WAC**	**7 PM**
24	**Utah Tech**	**ESPN+ WAC**	**2 PM**
29	@ Seattle U	ESPN+ WAC	9 PM
MARCH (0-0)			
2	@ Utah Valley	ESPN+ WAC	3 PM
7	**California Baptist**	**ESPN+ WAC**	**7 PM**
WAC TOURNAMENT (LAS VEGAS, NV × ORLEANS ARENA)			
13	First Round	#5 vs .#8 | #6 vs. #7	TBA
14	Quarterfinals	#5/8 vs. #4 | #6/7 vs. #3	TBA
15	Semifinals	#5/8/4 vs. #1 | #6/7/3 vs. #2	TBA
16	Final		TBA

@UTAMavsMBB /UTAMavsMBB

UT ARLINGTON (2-1) × #3ARIZONA (4-0)

Tucson, AZ × McKale Center (14,644)

Pac-12 Network × Brian Webber × Matt Muehlebach

102.5 FM | 620 AM × The Varsity Network × Josh Sours

All-Time Series: First Meeting

KT TURNER: 2-1 (1ST SEASON) × HEAD COACHES × TOMMY LLOYD: 65-11 (3RD SEASON)

THE OPENING TIP (S)

⇨ On Thursday at New Mexico, UTA erased a 10-point deficit with five minutes remaining, tied the game with 5.3 seconds left on a Makaih Williams 3-pointer but the Lobos' Donovan Dent hit a buzzer-beating layup to give UNM an 82-80 win. UTA committed four technical fouls in the contest, leading directly to a 4-4 effort from the free throw line for the Lobos (two technical were offset by UNM techs). Despite the result, the performance propelled the Mavs 21 spots in the KenPom ranking from 209 to 188.

⇨ Shemar Wilson recorded a career-high-tying 29 points to go along with 11 rebounds against New Mexico for his first double-double of the year. Entering games on Saturday, Wilson is 2nd in the nation with 6.3 offensive rebounds per game. The 6-9 forward has collected six (Oral Roberts), six (UT Tyler) and seven (New Mexico) offensive rebounds already this season. The Avondale, Ariz., native finished last year 9th nationally with 3.6 offensive boards per contest.

⇨ Also entering games on Saturday, DaJuan Gordon is tied with 10 others for the national lead with three double-doubles. The New Mexico State transfer is one of only two UTA players in program history to begin his tenure with the Mavs by posting three-straight double-doubles with the other being Damon Johnson in 1994 (Nov. 26-Dec. 2). No player has ever had four-consecutive double-doubles to begin a UTA career; the last time a UTA player at any point of a career had four-straight double-doubles was Kevin Hervey in 2017 (Dec. 9-21).

⇨ Individually, Gordon ranks 3rd nationally with 13 rebounds per game, while Wilson is 9th at 11.7. As a team, UTA is 10th in both rebounds per game (49.3) and offensive (17.3).

PROBABLE STARTERS

4 AKILI VINING

Gr. × G × 6-2 × 185

Fort Worth, TX × Texas Wesleyan

Tied For Team Lead w/ 6 3-Pointers

5 BRANDYN TALBOT

Jr. × G × 6-5 × 181

Toronto, ON × Dream City Christian

7 RBS @ New Mexico, Most vs. D-I Opp.

3 DAJUAN GORDON

Gr. × G × 6-6 × 196

Chicago, IL × New Mexico State

WAC Player of the Week

11 DWAYNE KOROMA

R-So. × F × 6-8 × 205

Berlin, Germany × Salt Lake CC

11 RBS (6 OFF) vs. Oral Roberts

22 SHEMAR WILSON

Jr. × F × 6-9 × 215

Avondale, AZ × Phoenix College

29 PTS, 11 RBS @ New Mexico

TWEETABLES

1) UTA has had at least two players in all three games this year record double-figure rebounds. Prior to this season, the last time that occurred in any game was on Dec. 16, 2021, at Oral Roberts.

2) The Mavs shot 46% from the field and finished +9 in the rebounding column (45-36) at New Mexico, representing their only non-conference loss since 2010 when shooting at least 46% and posting at least +9 on the glass.

3) After missing the New Mexico game with an ankle injury, Freds Pauls Bagatskis is doubtful for the Arizona contest.

4) Both Wilson (29 points, 11 rebounds) and Gordon (13 points, 14 rebounds) recorded double-doubles at New Mexico to become the first UTA players since Nov. 28, 2020, to accomplish the feat.

5) UTA lost a road non-conference game on Thursday when scoring 80+ points for the first time since a 90-81 setback to Creighton on Dec. 18, 2017.

ABOUT #3 ARIZONA

⇨ This is the first meeting between UTA and Arizona.

⇨ With an Associated Press ranking of #3, Arizona will be the seventh all-time top-3 AP-ranked opponent for UTA. The last was #1 Kentucky on Nov. 25, 2014. UTA's only win over a nationally ranked foe came at #12 Saint Mary's on Dec. 8, 2016, by a 65-51 margin.

⇨ Arizona – picked to win the Pac-12 Conference in its final year before departing for the Big 12 – is off to a 4-0 start this year following a 100-68 win at home over Belmont on Friday night. The Wildcats had a preseason AP ranking of #12, but catapulted nine spots after going into Cameron Indoor Stadium last week and beating then-#2 Duke, 78-73.

⇨ Both Oumar Ballo and Caleb Love are on the Naismith Trophy National Player of the Year Preseason Watch List. The up-tempo Wildcats average 99.3 points per game, with six double-figure scorers: Keshad Johnson (14), Kylan Boswell (13.5), Love (13), Motiejus Krivas (12.5), Ball (11.8) and Pelle Larsson (11). In three home games, Arizona is averaging 106.3 points, and the Wildcats are also tied with Gonzaga for the national lead in rebound margin (+23.5).

⇨ The Wildcats went into the NCAA Tournament last year as a No. 2 seed, but were stunned by No. 15 seed Princeton. However, Arizona had a brilliant season until that point, posting 28 wins, winning the Pac-12 Tournament and being ranked in the top 20 of the national polls all season.

A WHOLE LOTTA EXPERIENCE

Including returners Shemar Wilson, Aaron Cash and Brandyn Talbot, UTA has 10 players on this year's roster who have previous Division-I playing experience. Those 10 had combined to score 3,196 D-I points entering the season. As a team last year, UTA began the season with only 1,215 D-I points across six players.

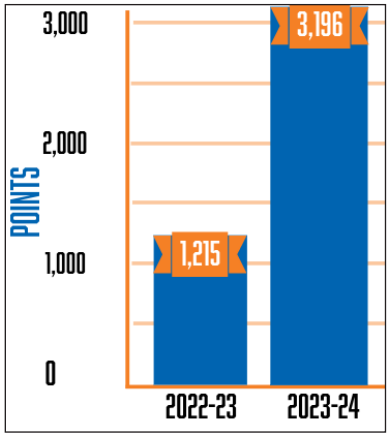

1,036 ⇨ Phillip Russell
909 ⇨ DaJuan Gordon
396 ⇨ Shemar Wilson
332 ⇨ Aaron Cash
281 ⇨ Brandyn Talbot
142 ⇨ Sterling Gaston-Chapman
48 ⇨ Dwayne Koroma
27 ⇨ Fabio Basili
17 ⇨ Darrius Miles
8 ⇨ Freds Pauls Bagatskis

While the Mavs lost 10 of their 13 scholarship players from last year, the three returners were responsible for 31% of UTA's points and 33% of rebounds, but just 19% of assists and steals.

A KEY PIECE SITTING OUT: PHILLIP RUSSELL

- **2022-23 Ohio Valley First Team**
- **2021-22 Ohio Valley Second Team**
- **2021-22 Ohio Valley All-Newcomer Team**
- **Ranked 11th in the country in free throws made (173) and 26th in total assists (174) last year.**
- **Tied SEMO's D-I single-game scoring record not once, but twice, with a pair of 37-point outbursts.**
- **As a freshman, he scored 35 points, grabbed 10 rebounds and had five steals in a game, making him only the second D-I freshman in the previous 25 years to reach 35+ points, 10+ rebounds and 5+ steals in a game. The other belongs to three-time NBA All-Star and 1st Overall NBA Draft Pick Ben Simmons when he was at LSU in 2015.**

Unfortunately for UTA, the Mavs will not have one of those key new pieces as Phillip Russell will sit this year out as a result of being a two-time Division-I transfer. The NCAA has publicly cracked down significantly this year across all sports in denying nearly all two-time D-I transfers immediate eligibility, and UTA's appeal of the decision was denied.

Russell began his career as a walk-on with Saint Louis in 2020-21, playing in eight games off the bench before transferring to Southeast Missouri where spent the past two seasons. In those two years he scored 1,019 points, including an 18.1 per-game average last year in leading SEMO to the NCAA Tournament and its first Ohio Valley Conference Championship in 23 years.

He led the OVC in total points (615) and assists (174) in 2022-23, becoming only the third OVC player in the last 25 years to pace the conference in points and assists in the same season. The other two were Murray State's Ja Morant (2018-19) and Cameron Payne (2014-15). Morant was the 2020 NBA Rookie of the Year and is a two-time NBA All-Star, while Payne was the 14th overall pick in the 2015 NBA Draft and currently plays for the Milwaukee Bucks.

MORE INFO ON RUSSELL: PAGE 14

RK	PLAYER	TEAM	POS	PPP	PTS
1	Divant'e Moffitt	IDHO	74	1.18	87
2	Drew Pember	UNCA	71	1.20	85
3	Kendric Davis	MEM	77	1.09	84
4	Markquis Nowell	KSU	73	1.10	80
5	PHILLIP RUSSELL	SEMO	75	1.05	79

Russell also scored the 5th-most 'clutch' points of any player in the nation last year, tallying 79 in the last five minutes of regulation or overtime.

Seven of those 79 came in the most clutch scenario possible as he scored all of SEMO's final seven points in an 89-82 overtime victory in the OVC Tournament Final against Tennessee Tech to clinch the Redhawks' NCAA Tournament berth.

HEAD-COACHING DEBUT WIN

⇨ In his head-coaching debut, **KT Turner** earned his first win on Nov. 6 as UTA overcame an 11-point 2nd-half deficit to claim a 75-71 win over an Oral Roberts team which won 30 games and played in the NCAA Tournament a season ago.

⇨ UTA's 75 points were its most in a season opener against a Division-I opponent since notching 85 against Loyola Marymount in 2017. **Last year, UTA didn't reach 75 points in any game versus a D-I foe until Jan. 19, and only had four occurrences all year** – three of which came in the last six contests.

⇨ UTA shot just 34.8% versus ORU, and that was its worst in a win since 33.3% at Bradley on Dec. 16, 2016. Since 2010, there have now only been four games that UTA has won when shooting below 35% Additionally, **it was the only game in the last 13 years that the Mavs won, scored at least 70 points and shot less than 35%.**

UTA's 75-71 win over Oral Roberts on Nov. 6 in Turner's head-coaching debut also gave the Mavs 800 all-time D-I victories. UTA's inaugural NCAA campaign took place in 1959-60.

UTA knocked down 17 3-pointers on Nov. 11 against UT Tyler to tie a single-game program record that had only been reached once before on Dec. 8, 2015, against Bradley.

GETTING AFTER IT ON THE GLASS

⇨ The Mavs had three players secure double-figure rebounds versus Oral Roberts: Shemar Wilson (14), DaJuan Gordon (14) and Dwayne Koroma (11). **That marked just the second time since 1990 that UTA had three players with 10+ boards in a game (2016 vs. Arkansas State)**. There have only been two games in program history – both against non-DI opponents – in which four UTA players grabbed double-figure rebounds.

⇨ In total, UTA pulled down 22 offensive rebounds as part of a commanding 55-34 rebounding edge over the Golden Eagles. The 22 offensive rebounds were the most against a Division-I foe since matching that total at Texas on Dec. 1, 2015; the last time a UTA team had more offensive boards was Feb. 26, 2011, with 23 versus Northwestern State.

SCORING DEPTH

The Mavs have already had seven players reach double-figure points in a game this year. Below is a list of those double-figure players, their respective season highs and how many times they have led UTA in scoring:

Shemar Wilson (1)	**29**
DaJuan Gordon (1)	**24**
Kade Douglas (1)	**18**
Akili Vining	**14**
Brandyn Talbot	**11**
Makaih Williams	**11**
Freds Pauls Bagatskis	**11**

GORDON WAC PLAYER OF THE WEEK

DaJuan Gordon was named the Western Athletic Conference Player of the Week on Monday after posting a pair of double-doubles in his UTA debut week, averaging 19 points, 12.5 rebounds, 3 steals and 2 assists. He is UTA's first conference Player of the Week recipient since David Azore claimed the honor on Feb. 15, 2022. Additionally, in now 2+ years in the WAC (2012-13, 2022-present), Gordon is the first Mav to garner a Player of the Week recognition as a member of the league.

MILESTONE REBOUND MARK

During his 14-rebound performance against Oral Roberts, DaJuan Gordon eclipsed 500 rebounds for his career. He entered the game needing just seven boards to reach the milestone mark, and now with 25 caroms in the past two games he boasts 532 career rebounds across stops at Kansas State, Missouri, New Mexico State and UTA.

YEAR 10 FOR THE VOICE OF THE MAVS

Josh Sours is in his 10th year calling UTA men's basketball games on the radio. A 2013 UTA grad, Sours entered into the role for the 2014-15 season. Including a few fill-in roles in 2013-14, Sours has called 296 UTA men's basketball games.

UTA NAME, IMAGE & LIKENESS

MAKIN' BUCKS
UT ARLINGTON | NAME. IMAGE. LIKENESS.

⇨ opendorse.com/uta-mavericks

⇨ athletesthread.com

⇨ dreamcitysports.com

CHALLENGING NON-CONFERENCE SLATE

UTA's non-conference schedule consists of 11 games, nine of which are against Division-I opponents. Of those nine, six played in the postseason (NCAA Tournament or NIT) last year, six were ranked in the top 65 of the final NET (two in the top 10) and four won at least 28 games (two with at least 30).

	TEAM / RESULT	RECORD / NET	CONFERENCE	POSTSEASON	RESULT(S)
	Oral Roberts W, 75-71	30-5 (18-0 Summit) NET: 50	Summit League Regular Season & Tournament Champions	NCAA / #12 Seed	L (5) Duke, 74-51
	@ New Mexico L, 82-80	22-12 (8-10 MW) NET: 64	Mountain West Quarterfinals	NIT	L Utah Valley, 83-69
	@ #3Arizona Nov. 19	28-7 (14-6 PAC-12) NET: 10	Pac-12 Tournament Champions	NCAA / #2 Seed	L (15) Princeton, 59-55
	Alcorn State Nov. 22	18-14 (15-3 SWAC) NET: 245	SWAC Regular Season Champions	NIT	L, North Texas, 69-53
	@ Texas Tech Dec. 21	16-16 (5-13 Big 12) NET: 62	Big 12 First Round	-------	-------
	@ North Texas Dec. 23	31-7 (16-4 C-USA) NET: 30	Conference USA Semifinals	NIT Champions	NIT Final 4: W, Wisconsin, 56-54 W, UAB, 68-61
	@ Texas Jan. 1	29-9 (12-6 Big 12) NET: 7	Big 12 Tournament Champions	NCAA / #2 Seed	W (15) Colgate, 81-61 W (10) Penn State, 71-66 W (3) Xavier, 83-71 L (5) Miami, 88-81

UTA and Abilene Christian are the only WAC members this season who have three games scheduled with Power-5 opponents (ACU: Oklahoma State, NC State, Arkansas).

3-POINT MOMENTUM

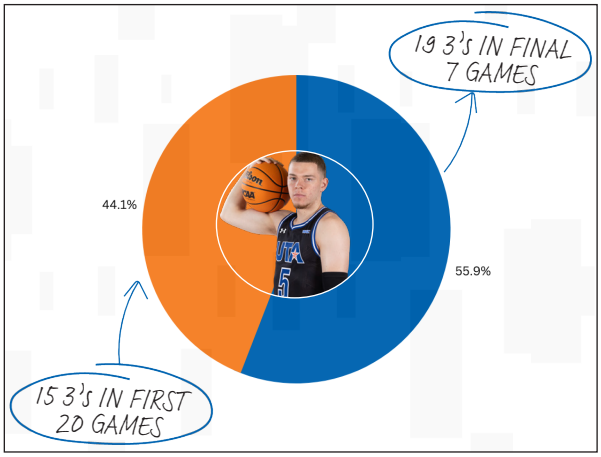

Over the final seven games last season, Brandyn Talbot made 19 3-pointers. In his first 20 games of the year versus Division-I competition, he knocked down 15 (38 total on the year when including four 3s versus non-D-I foes).

Additionally, after shooting 23.5% from 3-point range against non-conference D-I opponents, he went 41.2% in WAC play.

Three of Talbot's four highest-scoring games of the year came during the final seven contests: 15 points in the WAC Tournament against Grand Canyon, 15 opposite Utah Tech and 12 versus Southern Utah (Feb. 23).

AGE IS JUST A NUMBER

UTA has not one, but two, of the oldest players in Division-I men's basketball this season in Aaron Cash (24; turns 25 in December) and Akili Vining (24; turns 25 in April). Cash is the 7th oldest, while Vining is the 18th oldest. UTA and BYU are the only schools in the nation with two of the 20 oldest players:

1) Spencer Johnson (BYU) – Sept. 3, 1997
2) Jemarl Baker Jr. (New Mexico) – June 12, 1998
3) Jalen Jordan (Middle Tennessee) – June 19, 1998
4) Trevin Knell (BYU) – Sept. 26, 1998
5) Michael Hueitt, Jr. (Pittsburgh) – Oct. 2, 1998
6) Jermaine Couisnard (Oregon) – Nov. 25, 1998
7) **Aaron Cash (UT Arlington) – Dec. 6, 1998**
8) Drue Drinnon (Texas State) – Dec. 7, 1998
9) Brock Cunningham (Texas) – Dec. 13, 1998
10) Fardaws Aimaq (California) – Jan. 6, 1999
11) Parker Fox (Minnesota) – Feb. 20, 1999
12) Chuck O'Bannon Jr. (TCU) – Mar. 1, 1999
13) Gabe McGlothan (Grand Canyon) – Mar. 3, 1999
14) Edoardo Del Cadia (Detroit) – Mar. 10, 1999
15) Jared Bynum (Stanford) – Mar. 16, 1999
16) Elijah Buchanan (NJIT) – Apr. 8, 1999
17) Qwanzi Samuels (IUPUI) – Apr. 13, 1999
18) **Akili Vining (UT Arlington) – Apr. 25, 1999**
19) Jeffery Armstrong (Southern Miss) – May 2, 1999
20) Moses Wood (Washington) – May 3, 1999

Akili Vining is one of just four players in the nation who are at a fifth different school, and he is one of just two from that group who are in their first year at a D-I institution.

Akili Vining: UT Arlington | 5th Team | 1st Year D-I | 6th Season
Malik Tidwell: Georgia Southern | 5th Team | 1st Year D-I | 5th Season
Adam Hess: NJIT | 5th Team | 3rd Year D-I | 6th Season
RayQuawndis Mitchell: Penn State | 5th Team | 4th Year D-I | 5th Season

WHAT'S IN A NAME

Yes, his full, legal name is Sterling LeBron James Gaston-Chapman. On July 8, 2003, LeBron James made his NBA Summer League debut. Ten days later, on July 18, Gaston-Chapman was born. LeBron – despite not yet having played in a regular season NBA game – was Gaston-Chapman's father, Les, favorite player.

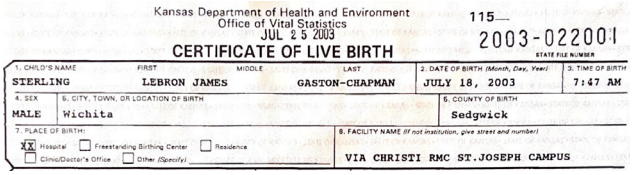

Kansas Department of Health and Environment
Office of Vital Statistics
JUL 25 2003
CERTIFICATE OF LIVE BIRTH
115
2003-022001
STATE FILE NUMBER

1. CHILD'S NAME FIRST	MIDDLE	LAST	2. DATE OF BIRTH (Month, Day, Year)	3. TIME OF BIRTH
STERLING	LEBRON JAMES	GASTON-CHAPMAN	JULY 18, 2003	7:47 AM

4. SEX	5. CITY, TOWN, OR LOCATION OF BIRTH	6. COUNTY OF BIRTH
MALE	Wichita	Sedgwick

7. PLACE OF BIRTH: [X] Hospital [ ] Freestanding Birthing Center [ ] Residence [ ] Clinic/Doctor's Office [ ] Other (Specify)

8. FACILITY NAME (If not institution, give street and number): VIA CHRISTI RMC ST.JOSEPH CAMPUS

STERLING
LEBRON JAMES
GASTON-CHAPMAN

ROSTER DEMOGRAPHICS

UTA's 13-player roster is represented by four different countries (United States, Canada, Germany and Latvia) and seven different states (Texas, Florida, Illinois, Missouri, Kansas, California and Arizona). Freds Pauls Bagatskis is UTA's first-ever player who hails from Latvia, while Dwayne Koroma is the Mavs' first player from Germany.

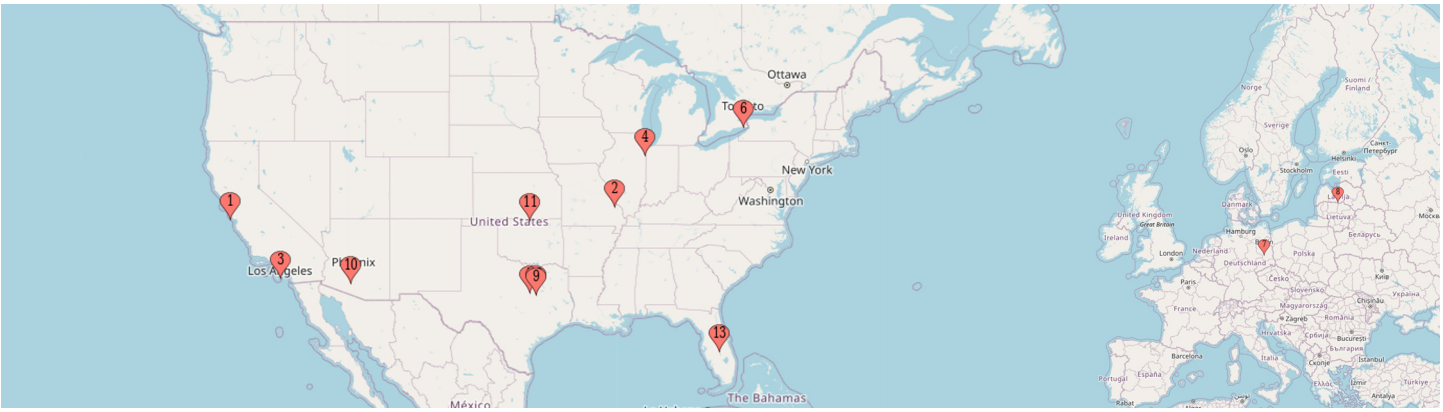

AMONG THE WESTERN ATHLETIC CONFERENCE'S BEST

From 2015-16 to the start of this season, UTA boasts the 4th-best average annual NET/RPI ranking of all WAC members at #159. With a final ranking of #40 in 2016-17, UTA is responsible for the best single-year NET/RPI by any current WAC school over the past eight seasons. Additionally – in that same timeframe – UTA, is the only WAC institution without a single season NET/RPI above #250.

Team	2015-16	2016-17	2017-18	2018-19	2019-20	2020-21	2021-22	2022-23	Average
Grand Canyon	88	124	175	104	278	108	92	106	134
Stephen F. Austin	62	206	107	312	77	142	123	136	146
California Baptist				168	200	238	222	171	157
UT Arlington	**107**	**40**	**112**	**160**	**129**	**242**	**236**	**249**	**159**
Utah Valley	274	180	91	100	250	206	116	58	159
Abilene Christian	325	284	263	157	194	74	121	204	202
Tarleton State						235	214	165	205
Seattle U	285	272	190	201	226	236	129	142	209
Southern Utah	336	341	249	258	184	122	164	113	221
Utah Tech						314	273	158	248
UTRGV	335	315	234	185	260	282	307	259	272

SOUTHLAND CONFERENCE	SUN BELT CONFERENCE	BIG SKY CONFERENCE	DIVISON-II MEMBER

STATISTICAL TRENDS

UTA'S RECORD WHEN...

Monday	1-0
Tuesday	0-0
Wednesday	0-0
Thursday	0-1
Friday	0-0
Saturday	1-0
Sunday	0-0
Leading At Halftime	1-0
Trailing At Halftime	1-1
Tied At Halftime	0-0
Leading With 5 Minutes Left	1-0
Trailing With 5 Minutes Left	1-1
Tied With 5 Minutes Left	0-0
Shooting 40% FG Or Better	1-1
Shooting Less Than 40% FG	1-0
Opponent 40% FG Or Better	1-1
Opponent Less Than 40% FG	1-0
Shooting Better FG% Than Opponent	1-1
Shooting Worse FG% Than Opponent	1-0
Shooting Better 3-FG% Than Opponent	2-1
Shooting Worse 3-FG% Than Opponent	0-0
Outrebounding Opponent	2-1
Outrebounded By Opponent	0-0
Rebounds Tied	0-0
More Turnovers Than Opponent	1-1
Fewer Turnovers Than Opponent	0-0
Same Turnovers As Opponent	1-0

UTA'S POINT TOTAL...

35-49 Points	0-0
50-59 Points	0-0
60-69 Points	0-0
70-79 Points	1-0
80-89 Points	0-1
90-99 Points	1-0
100+ Points	0-0

GAMES DECIDED BY...

1-5 Points	1-1
6-9 Points	0-0
10-19 Points	0-0
20+ Points	1-0

WIN-LOSS COMPARE

UTA's statistical averages in its wins and losses last season:

STAT	Ws (11)	Ls (21)
PPG	78.3	60.2
PPG ALLOWED	60.3	72.7
3PT% ALLOWED	31.5	39.9
APG	18.3	11
TOs/Game	14.9	13.3

Please refer to the University of Texas at Arlington as **UT Arlington**. **UTA** is acceptable on second reference. Using Texas-Arlington, UT-Arlington or any other form is incorrect.

RARE OFFENSIVE GLASS PERFORMANCE

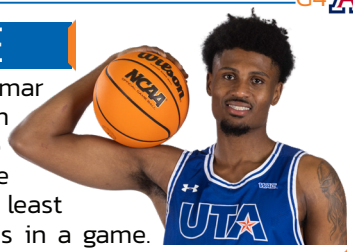

Against North Texas last season on Dec. 6, Shemar Wilson grabbed eight rebounds, and all of them were offensive. Over the last seven seasons – since the start of the 2016-17 campaign – Wilson is one of just seven players in the nation to secure at least eight offensive rebounds and zero defensive boards in a game.

SLEEPING ON US?



While UTA was picked to finish 8th by WAC coaches in the league's preseason poll, the highly respected Field of 68 Almanac has the Mavs ranked 4th in its preseason poll behind only, in order, Grand Canyon, Stephen F. Austin and Seattle U.

Additionally, in the Field of 68 Almanac, an anonymous WAC coaches poll predicts UTA as the 'Sleeper Team' in the league.

LOCKING IN ON 'D' AND THE GLASS

68.4

UTA held opponents to just 68.4 points per game last year, which was tied for the 4th fewest in program single-season history:

62.7: 2002-03
62.8: 2012-13
67.6: 1989-90
68.4: 2019-20

33.7

UTA finished with a +2.2 rebound margin last season as the Mavs limited opponents to only 33.7 rebounds per game last season to rank tied for the 4th fewest in single-year program lore:

31.6: 2002-03
31.7: 2003-04
32.6: 1988-89
33.7: 1987-88

2023 FIBA U20 EUROPEAN CHAMPIONSHIP

This past summer, Freds Pauls Bagatskis represented Latvia at the 2023 FIBA U20 European Championship, Division B, in Skopje, North Macedonia.

He averaged a team-high 17.3 points in only 22 minutes per game across seven contests (3-4 team record), shot 44.3% from 3-point range and made a tournament-high 27 triples.

Bagatskis scored 41 points on 10-14 from 3-point range in just 19 minutes of action in a 99-57 win against Albania on July 12. **The 41 points were the 2nd-most all-time in any Latvian national team game, and the 10 3s represented the all-time Latvian single-game record.**

Versus Finland on July 8, he scored 29 points on the strength of 8-13 from 3. At the time, those eight triples were the 2nd most in Latvian history.

PLAYERS NOT RETURNING FROM LAST SEASON

Player	REASON (NOTES)
Chendall Weaver	Transferred To Texas (WAC Freshman of the Year)
Brandon Walker	Transferred To Montana State (6.6 PPG, 4.3 RPG)
Kyron Gibson	Transferred To Drake (Team-Best 11.2 PPG)
Shaysten Cornish	Walk-On (Preseason Knee Injury)
Damonze Woods	Mutual Parting (2.5 PPG, 1.7 RPG)
Cash Clayton	Walk-On (Mutual Parting)
Pedro Castro	Graduated (Now Working For The FBI)
Dario Domingos	Transferred To Tarleton State (3.7 PPG, 2.3 RPG)
Montez Young Jr.	Transferred To Texas Wesleyan (2.7 PPG, 3.2 RPG)
Marion Humphrey	Transferred To Texas A&M-Corpus Christi (6.8 PPG, 2.6 RPG)

WESTERN ATHLETIC CONFERENCE STANDINGS (ENTERING 11/18)

#	SCHOOL	WAC	WAC Pts	OVERALL	WIN%	STRK
1	Grand Canyon	0-0	---	3-0	1.000	W3
2	**UT Arlington**	**0-0**	**---**	**2-1**	**.667**	**L1**
	Seattle U	0-0	---	2-1	.667	L1
	Utah Valley	0-0	---	2-1	.667	L1
	California Baptist	0-0	---	2-1	.667	L1
	Stephen F. Austin	0-0	---	2-1	.667	W1
7	Abilene Christian	0-0	---	2-2	.500	W1
	Tarleton State	0-0	---	2-2	.500	L1
9	Utah Tech	0-0	---	1-2	.333	L1
	Southern Utah	0-0	---	1-2	.333	L1
11	UT Rio Grande Valley	0-0	---	1-3	.250	L3

2023-24 PRESEASON COACHES POLL

Rank	Team (1st-Place Votes)	Points
1	Grand Canyon (9)	99
2	Stephen F. Austin (2)	87
3	Seattle U	86
4	Utah Valley	61
5	Abilene Christian	60
6	Tarleton State	49
7	California Baptist	47
8	**UT Arlington**	**43**
9	Southern Utah	26
	UT Rio Grande Valley	26
11	Utah Tech	21

New Mexico State and Sam Houston moved from the WAC to Conference USA on July 1, 2023.

PRESEASON ALL-WAC TEAM

PRESEASON PLAYER OF THE YEAR

Ray Harrison × Jr. × G × Grand Canyon

Ray Harrison × Jr. × G × Grand Canyon
Gabe McGlothan × R-Sr. × F × Grand Canyon
Cameron Tyson × R-Sr. × G × Seattle U
Sadaidriene Hall × Jr. × F × Stephen F. Austin
Drake Allen × Jr. × G × Utah Valley

SEEDING SYSTEM IS BACK

Once again this season, the WAC résumé-seeding system will determine how the eight teams at the WAC Tournament will be seeded **(denoted by WAC Points in the table at the top of the page; higher point total = a better seed)**.

The WAC has sent at least two teams to the NCAA Tournament in 28 of the past 47 seasons. In an effort to continue enhancing its at-large prospects and protecting top seeds in March, the résumé-seeding system was introduced for the first time in 2022-23.

An algorithm will rate performance against all Division-I teams faced in the regular season, not just conference play. That will rank teams for the conference postseason tournament. Using this résumé-seeding system, teams will receive more credit for scheduling and playing stronger opponents than weaker ones. This should help the WAC have higher NET rankings, a key-criteria used by the NCAA basketball selection committees.

WAC Commissioner Brian Thornton and WAC Associate Commissioner of Basketball Drew Speraw worked with Ken Pomeroy of kenpom.com to put together the formula.

The seeding will be updated daily, and the first edition this year is scheduled to be unveiled in early December.

BACK TO THE (NEW-LOOK) WESTERN ATHLETIC CONFERENCE

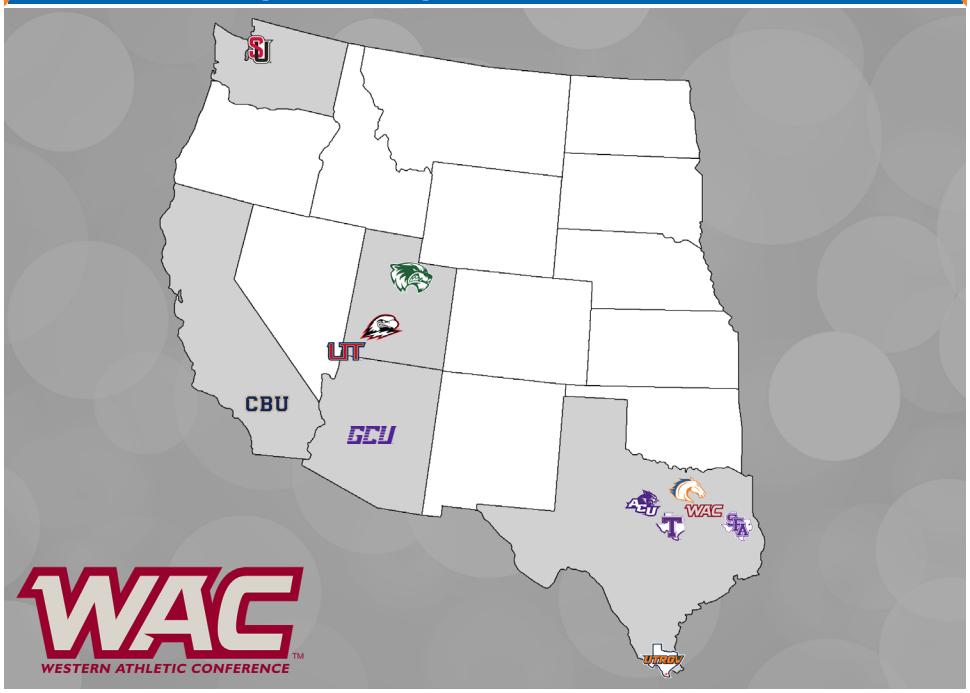

2012-13 WAC MEMBERSHIP *(Current Affiliation)*
Denver *(Summit League)*
Idaho *(Big Sky Conference)*
Louisiana Tech *(Conference USA)*
New Mexico State *(Conference USA)*
San Jose State *(Mountain West Conference)*
Seattle U
Texas State *(Sun Belt Conference)*
Utah State *(Mountain West Conference)*
UT Arlington
UTSA *(American Athletic Conference)*

2022-23 WAC MEMBERSHIP
Abilene Christian
California Baptist
Grand Canyon
Seattle U
Southern Utah
Stephen F. Austin
UT Arlington
Tarleton State
UT Rio Grande Valley
Utah Tech
Utah Valley

11 **Last year, the WAC ranked as the 11th best men's basketball conference in the country (out of 32, and ahead of the typical multi-bid Atlantic 10 Conference).**

In October of 2022 the WAC officially relocated its conference headquarters to the city of Arlington, less than five miles from UTA's campus. The WAC had been anchored in Denver for all but a brief stretch of its initial 60 years of existence.

MAKING EZ WURK OF THINGS

True freshman **Makaih Williams has his own Christian and sports-inspired clothing line** that he started his junior year of high school named **EZ Wurk**. The name of the company is an ode to a basketball player getting hot and making 'easy work' of his opponent, but then he put his own twist on it:

EZ = Mastery
W = Work
U = Understanding
R = Repetition
K = Knowledge

AN ARTIST AT WORK

Outside of basketball, **art is arguably Aaron Cash's biggest passion**. Originally his artistry started by drawing, but that has since evolved into painting, sculpting and graphic design. If it's an off day and he's not in the gym, there's a good chance he's using his 'down time' to create more artwork.

A painted self portrait.

An African art sculpture depicting how he envisions his future child.

MAVS IN THE PROS



UTA's all-time leading rebounder (921) and 2nd-leading scorer (1,783), Kevin Hervey became the first, and to this day only, Maverick to play in an NBA game when he appeared for the Oklahoma City Thunder on Dec. 26, 2019, versus the Memphis Grizzlies.

He played in 10 games with OKC in 2019-20, including three in the COVID Bubble in Orlando, scoring an NBA career-best eight points against the Phoenix Suns on Aug. 10. An Arlington native, Hervey was drafted by the Thunder with the 57th pick in the 2nd Round in 2018. He was the 4th all-time UTA player selected in the draft and the first since the NBA reduced the number of rounds to just two in 1989. Paul Renfro became UTA's first-ever draft pick when he was taken in the 9th round (181st overall) by the Utah Jazz in 1980. Two Mavericks were selected in 1982 – both by the Dallas Mavericks. Ralph McPherson was selected in the 9th round (188th) and Albert Culton picked in the 10th round (209th).

FORMER MAVS CURRENTLY PLAYING PROFESSIONALLY

David Azore '22	Pyrinto	Finland
Javon Levi '22	Dubrovnik	Croatia
Lazaro Rojas '22	Sport Club Corinthians Paulista	Brazil
Jabari Narcis '20	Ehime OV	Japan
Kevin Hervey '18	Reggio Emilia	Italy
Johnny Hamilton '18	Bursaspor	Turkey
Erick Neal '18	CSM Oradea	Romania
Jalen Jones '17	Tatui/AABT	Brazil
Jorge Bilbao '17	Fuenlabrada	Spain
Karol Gruszecki '13	PGE Spojnia Stargard	Poland

For weekly player updates, visit: utamavs.us/mbbpros

THE LAST TIME

A MAVERICKS' PLAYER...

Scored 40 Or More Points
. . . . . 43, Stephen Barber at UTSA, 2/24/02
Scored 30 Or More Points
. . . . . 36, David Azore vs. Appalachian State, 2/5/22
Totaled 20 Or More Rebounds
. . . . . 22, Jermaine Griffin vs. UT Permian Basin, 12/1/05
Totaled 15 Or More Rebounds
. . . . . 16, Shemar Wilson vs. Hardin-Simmons, 11/15/22
Totaled 10 Or More Assists
. . . . . 12, Kyron Gibson vs. UT Rio Grande Valley, 1/19/23
Recorded A Double-Double (Points/Rebounds)
. . . . .Wilson (29/11) & Gordon (13/14) @ New Mexico 11/16/23
Recorded A Double-Double (Points/Assists)
. . . . . .Javon Levi vs. Louisiana (14/10), 1/13/22
Recorded A Triple-Double (Points/Rebounds/Assists)
. . . . . Javon Levi vs. Louisiana (14/10/10), 1/13/22
. .*Erick Neal Has The Only Other Two Triple-Doubles In Program History:*
. . . . . vs. UT Dallas (10/10/13), 11/27/17
. . . . . at ULM (27/10/12), 1/28/16

THE MAVERICKS' TEAM...

Played An OT Game. . . . . .W, 71-69 vs. Utah Tech 2/25/23
Scored 100+ Points. . W, 100-59 vs. Hardin-Simmons 11/15/22
Allowed 100+ Points. . . . . L, 93-102 at Little Rock 1/1/21
Had 60 Or More Rebounds . . . 63 vs. Howard Payne 11/28/22
Had 25 Or More Assists. . . . . 26 vs. UT Tyler 11/11/23
Had 15 Or More Steals . . . . . .19 vs. Southwestern 11/12/22
Played AP Ranked Opp. .at #8 Gonzaga (Loss: 72-66) 11/19/19

UTA vs. AP TOP-25 TEAMS

Nov. 19, 2019	at #8 Gonzaga	L	66-72
Nov. 17, 2019	at #14 Oregon	L	47-67
Dec. 18, 2018	at #8 Gonzaga	L	55-89
Dec. 18, 2017	at #25 Creighton	L	81-90
Nov. 21, 2017	at #25 Alabama	L	76-77
Dec. 8, 2016	**at #12 Saint Mary's**	**W**	**65-51**
Dec. 2, 2014	at #6 Texas	L	53-63
Nov. 25, 2014	at #1 Kentucky	L	44-92
Nov. 19, 2013	at #4 Kentucky	L	76-105
Dec. 19, 2012	at #24 Oklahoma State	L	44-69
Nov. 23, 2011	at #9 Baylor	L	65-75
Dec. 29, 2010	at #3 Kansas	L	57-82
Dec. 20, 2008	at #21 Baylor	L	76-79
Mar. 21, 2008	vs. #2 Memphis#	L	63-87
Dec. 3, 2005	at #2 Texas	L	55-93
Dec. 15, 2004	at #14 Texas	L	70-85
Jan. 2, 2004	at #19 Texas	L	79-99
Nov. 27, 2002	at #3 Texas	L	45-76
Nov. 18, 1997	at #19 Oklahoma	L	63-81
Dec. 20, 1994	at #21 New Mexico State	L	63-102
Dec. 28, 1993	vs. #14 Connecticut+	L	72-112
Dec. 21, 1992	at #17 Nebraska	L	95-116
Nov. 23, 1991	at #14 Utah	L	57-58
Dec. 6, 1986	at #11 Oklahoma	L	76-101
Feb. 7, 1985	at #14 Louisiana Tech	L	61-86
Jan. 12, 1985	vs. #14 Louisiana Tech	L	65-76
Feb. 12, 1973	vs. #13 UL Lafayette	~ L	96-111
Jan. 13, 1973	at #13 UL Lafayette	~ L	73-79
Dec. 18, 1970	vs. #19 Drake*	L	83-102
Dec. 4, 1970	at #18 Long Beach State	L	57-102
Dec. 1, 1970	at #15 New Mexico State	L	82-107
Feb. 26, 1970	vs. #15 Houston	L	84-102
Dec. 4, 1969	at #20 Houston	L	70-88
Feb. 22, 1968	at #1 Houston	L	75-130

OVERALL: 1-33 | HOME: 0-3 | AWAY: 1-27 | NEUTRAL: 0-3

NCAA Tournament | + Hilo, Hawai'i | ~ UL Wins Later Vacated | * Fort Worth, TX

HOME-COURT ADVANTAGE

UTA celebrated the 10-year anniversary of the College Park Center on Feb. 5, 2022, against Appalachian State. The CPC opened on Feb. 1, 2012, with the Mavs capping a men's and women's doubleheader with a 67-66 victory over UTSA in front of a then-school-record crowd of 6,228.

CPC ATTENDANCE HIGHS

1)	6,421	11/16/12	MBB vs. Oklahoma
2)	6,336	3/22/17	MBB vs. CSU Bakersfield (NIT)
3)	6,228	2/1/12	M/WBB vs. UTSA
4)	6,186	1/24/19	WBB vs. Georgia Southern
5)	6,105	12/3/15	MBB vs. North Texas
6)	5,714	1/16/20	WBB vs. Louisiana
7)	5,390	3/20/17	MBB vs. Akron (NIT)
8)	5,272	2/11/12	MBB vs. Texas State
9)	5,033	1/23/16	MBB vs. Little Rock
10)	5,011	2/9/17	WBB vs. Little Rock

UTA won its 100th all-time game at the College Park Center with a 62-57 victory over Troy on Jan. 1, 2022.

YEAR	RECORD	PERCENTAGE
2011-12	4-0	1.000
2012-13	7-8	.467
2013-14	9-5	.643
2014-15	9-5	.643
2015-16	13-2	.867
2016-17	14-1*	.933
2017-18	13-2	.867
2018-19	9-5	.643
2019-20	8-8	.500
2020-21	9-4	.692
2021-22	8-4	.667
2022-23	6-8	.429
2023-24	2-0	1.000
TOTAL	111-52	.681

** Tied for the most home wins in single-season program history along with 2007-08. The only loss was a four-point setback to Cal State Bakersfield in the NIT Quarterfinals.*

ABOUT THE CPC

The Mavericks have called the beautiful College Park Center home since the 7,000 all chair-back seat multi-purpose arena opened in 2012. The $78 million project broke ground on March 5, 2010, and opened less than two years later. The arena is part of a 20-acre section of campus known as the College Park District, which includes a residence hall, student apartments, a 4.62 acre park, restaurants and three parking garages. The arena features 4,055 lower bowl seats, in addition to a 2,800-square-foot hospitality suite. A distinctive feature is a center hung 4-sided Daktronics LED scoreboard with an additional end zone LED display, ribbon displays and scorer's table. The lower concourse contains sports medicine facilities, two full-sized practice courts, a 2,500-sq-ft weight room, a press center, an academic support study center and coaches' office suites. In addition to UTA basketball and volleyball games, the facility hosts a variety of concerts, speaking engagements and other events. **The WNBA's Dallas Wings also call College Park Center home during their season.**

TEXAS HALL -- THE HOME BEFORE COLLEGE PARK CENTER



Prior to the College Park Center, the Mavs called Texas Hall home – which was one of most unique venues in all of college athletics. Opened on Oct. 18, 1965 – with the first-ever performer being Louis Armstrong – the initial basketball game was contested on Dec. 1 that same year against East Texas State.

The on-campus proscenium theater, which is still in use today, put the Mavs and their opponent on an elevated stage with 600 bench seats on the back of the stage and the remainder of the 4,200 capacity in theater-style seating on the other side of the court separated into a lower level and balcony section.

In 1997, Sports Illustrated named Texas Hall as "The Best Place In America To Watch College Basketball." For the final 12 years in which games were played in Texas Hall, they were contested on the floor which was used at the 1999 Men's Final Four at Tropicana Field in St. Petersburg, Fla. **UTA accumulated a 351-222 (.613) all-time record on "The Stage" from 1965-2012.**

ABOUT UT ARLINGTON

GENERAL INFORMATION

Location ..... Arlington, Texas
Enrollment 48,000
Founded 1895
Conference Affiliation ..... Western Athletic Conference (WAC)
President ..... Jennifer Cowley (2nd Year)
Director Of Athletics ..... Jon Fagg (2nd Year)

HISTORY

First NCAA Season / Current Season ..... 1959-60 / 65th
All-Time Record ..... 801-1005 (.444)
Record In College Park Center (2012-Present) ..... 111-52 (.681)

Years In Western Athletic Conference .. 2 (2012-13, 2022-Present)
All-Time WAC Record ..... 17-19 (.472)
WAC Regular Season Championships 0
WAC Tournament Championships 0
WAC Tournament Finalist 1 (2013)

Years In Sun Belt Conference 9 (2013-22)
All-Time Sun Belt Record ..... 94-72 (.566)
Sun Belt Regular Season Championships 1 (2017)
Sun Belt Tournament Championships 0
Sun Belt Tournament Finalist 2 (2018, 2019)

Years In Southland Conference 48 (1964-2012)
All-Time Southland Record ..... 289-354 (.442)
Southland Regular Season Championships 2 (2004, 2012)
Southland Tournament Championships 1 (2008)

NCAA Tournament Appearances 1 (2008)
NCAA Tournament Record 0-1
NIT Appearances 3 (1981, 2012, 2017)
NIT Record 2-3
CIT Appearances 2 (2013, 2016)
CIT Record 1-2

2022-23 REVIEW

Overall Record 11-21
WAC Record 6-12
Home / Away / Neutral ..... 6-8 / 4-9 / 1-4
WAC Finish T-10th
WAC Tournament ... #12 Seed, Lost RD1 vs. #5 Grand Canyon, 82-77

Located in the heart of the Dallas-Fort Worth Metroplex, The University of Texas at Arlington is the largest institution in North Texas and the second-largest in the UT System.

- UTA is a Carnegie Research 1 institution and is also designated as a Texas Tier One institution.
- Of UT Arlington's 270,000-plus alumni, 57% live in North Texas. Maverick alumni occupy leadership positions at all 22 Fortune 500 companies headquartered in North Texas.
- UTA has a $22.7 billion annual economic impact on the region.
- Students come from every state and more than 100 countries; UTA has the 5th-highest undergraduate diversity index in the nation.
- The Wall Street Journal ranked UTA as the top public school in Texas in its 2024 Best Colleges in the U.S.
- UTA ranks No. 4 nationally on Military Times' 2022 "Best for Vets: Colleges" list.

UTA HISTORY

Founded in 1895 as Arlington College, a private school for younger children, UT Arlington had a succession of names and ownerships until it was officially designated as the University of Texas at Arlington on Mar. 13, 1967 – a couple of years after it was transferred into the University of Texas System.

1895-1902: Arlington College
1902-1913: Carlisle Military Academy
1913-16: Arlington Training School
1916-17: Arlington Military Academy
1917-23: Grubb's Vocational College
**Became A Branch Of The Texas A&M System In 1917*

1923-1949: North Texas Agricultural College
1949-67: Arlington State College
**Transitioned To A Four-Year Division-I School In 1959*
**Became A Branch Of The University of Texas System In 1965*

1967-Present: University of Texas at Arlington

In addition to eight name changes, UTA has undergone seven nickname alterations as well since becoming a state-supported school in 1917.

1917-21
Grubbers / Shorthorns

1921-23
Hornets

1923-49
Junior Aggies

1949-51
Blue Riders

1951-71
Rebels

1971-Present
Mavericks

The 'Mavericks' nickname originated from one of the most influential people in Texas history: **Samuel Augustus Maverick**, a lawyer, politician, land baron and signer of the Texas Declaration of Independence. **His name was the source of the term "maverick,"** which was derived from fellow ranchers who started to refer to Maverick as "independently minded" after he refused to brand his cattle. Unbranded cattle not part of the herd became labeled as "Mavericks."

Maverick was one of the largest landholders in Texas in the 1800s, owning 340,000 acres which promoted the Washington Daily Globe in 1854 to call him "the largest landholder in the world, and by far the wealthiest citizen in Texas." He was the Mayor of San Antonio from 1839-40, and **UTA utilized the "Sam Maverick" mascot *(pictured above)* beginning in 1983 for 2+ decades.**

KT TURNER: UTA'S 10TH FULL-TIME HEAD COACH



A HOMECOMING OF SORTS

After playing his freshman and sophomore seasons (1997-99) at Hutchinson Community College, **Turner transferred to UTA following the 1999 fall semester and was eligible to compete for the Mavs at the conclusion of the 2000 fall semester**. However, in advance of the 2000-01 season, Turner dislocated his ankle which forced him to miss the entire year and he never suited up in a UTA uniform. He eventually transferred to Oklahoma City University for his senior campaign in 2001-02.

WHY THE NAME KT?

Turner's first name is Kenneth, but when he was playing in high school the local newspaper continuously referred to him as KT. As much as he tried to get away from it, 'it stuck with me forever' as Turner has stated. When he became a coach in the mid-2000s, he tried to re-birth the Kenneth name by referring to himself as 'Ken' Turner – including putting it on his voicemail. However, Tim Duryea – Turner's assistant coach while playing at Hutchinson, and current Boise State assistant – called and told him to keep the KT name, and the rest is history.

2000-01 UTA MEN'S BASKETBALL MEDIA GUIDE

UTA MAVERICKS

K. T. Turner

6-5, 210, Jr., Guard/For.



Hometown
Manhattan, Kansas

High School
Manhattan

Other College
Hutchinson C.C.

Hutchinson Community College: Like Mike Hicks of Butler University, K.T. Turner was mid-year transfer to UTA and will become eligible in mid-December...Began his collegiate career by being named the most valuable player at the Quarterback Classic Tournament and followed that up last year by being tabbed to the All-Tournament team at the Quarterback Classic.

High School: A former second team All-State selection at Manhattan High School...Also earned first team All-District honors and was selected the most valuable player at the Dodge City Shootout Tournament.

Personal: Son of Margaret Turner...Born August 23, 1978...A Kinesiology major at UTA.

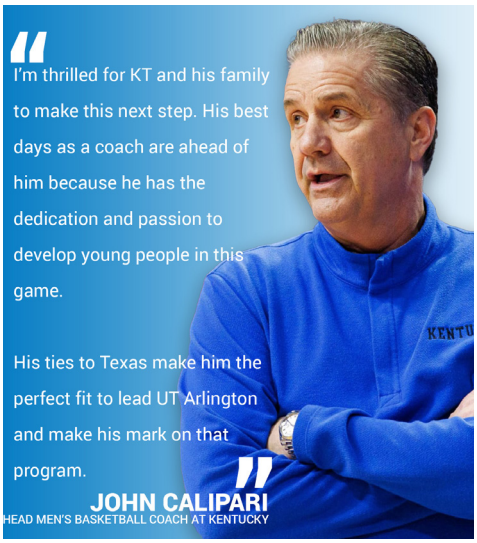

"I'm thrilled for KT and his family to make this next step. His best days as a coach are ahead of him because he has the dedication and passion to develop young people in this game.

His ties to Texas make him the perfect fit to lead UT Arlington and make his mark on that program."

JOHN CALIPARI
HEAD MEN'S BASKETBALL COACH AT KENTUCKY

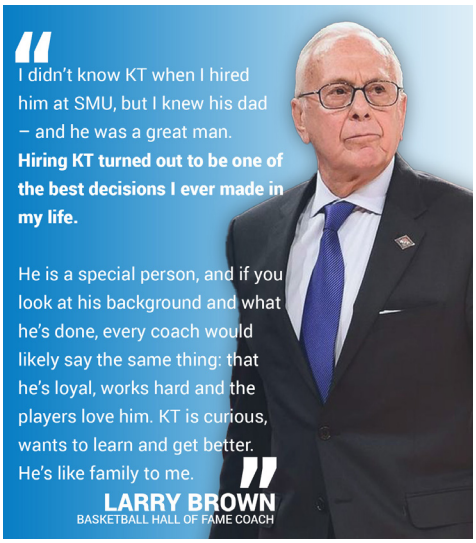

"I didn't know KT when I hired him at SMU, but I knew his dad – and he was a great man. **Hiring KT turned out to be one of the best decisions I ever made in my life.**

He is a special person, and if you look at his background and what he's done, every coach would likely say the same thing: that he's loyal, works hard and the players love him. KT is curious, wants to learn and get better. He's like family to me."

LARRY BROWN
BASKETBALL HALL OF FAME COACH

"What a great hire by UT Arlington. KT is absolutely ready to run his own program with his vast experience, and especially with his ties to Texas.

He combines a passion to coach on the floor with an incredible ability to build relationships. There are big things ahead for UTA!"

PORTER MOSER
HEAD MEN'S BASKETBALL COACH AT OKLAHOMA

HEAD COACH KT TURNER

COACHING CAREER

2005-06: Panola College (Assistant)
2006-07: Redlands CC (Assistant)
2007-08: Northern Arizona (Assistant)
2008-09: Cowley College (Assistant)
2009-11: Hutchinson CC (Assistant)
2011-12: Texas A&M-Corpus Christi (Assistant)
2012-13: Wichita State (Assistant)
2013-16: SMU (Assistant)
2016-20: SMU (Associate)
2020-21: Texas (Associate)
2021-22: Oklahoma (Associate)
2022-23: Kentucky (Assistant)
2023-: UT Arlington (Head)

UTA HEAD COACHING HISTORY

Coach	Years	W	L	Pct.
Tom Tinker	1959-66	54	113	.323
Barry Dowd	1966-76	90	168	.349
Bob "Snake" LeGrand	1976-87	122	184	.399
Jerry Stone	1987-88	7	22	.241
Mark Nixon	1988-92	56	59	.487
Eddie McCarter	1992-06	179	211	.459
Scott Cross	2006-18	225	161	.584
Chris Ogden	2018-21	44	47	.484
Greg Young*	2021-23	20	34	.370
Royce "Snoop" Johnson^	2023	2	5	.286
KT Turner	2023-	2	1	.667
TOTAL		**801**	**1005**	**.444**

**Young Relieved Of His Duties On Feb. 10 With Six Regular-Season Games Remaining*

^Johnson Named Interim Head Coach On Feb. 10, Finished The 2022-23 Season In That Role

KT Turner was named the 10th full-time head coach in program history on Mar. 17, 2023. Turner, 45, was an assistant coach with Kentucky last year – hired by John Calipari to keep the Wildcats' Texas recruiting flowing – and that came on the heels of one season each as an associate head coach at Oklahoma and Texas.

Prior to his time in Austin, Turner spent seven years on the SMU sidelines from 2013-20, the last four of which were in an associate head coaching role. In 2012-13, Turner was an assistant coach for Wichita State, helping the Shockers post a 30-9 record and reach the Final Four – the first for the program since 1965.

Last year with UK, Turner helped guide the Wildcats to a record 60th NCAA Tournament appearance and another 20-win campaign.

OKLAHOMA & TEXAS

Turner was part of an Oklahoma program in 2021-22 under the guidance of first-year head coach Porter Moser that won 19 games and advanced to the NIT Second Round.

During his one year with Texas in 2020-21, the Longhorns amassed a 19-8 overall record, won the Big 12 Championship and earned a No. 3 seed in the NCAA Tournament. Turner was instrumental in the development of Kai Jones, who was named the Big 12 Sixth Man of the Year.

Turner also oversaw the Longhorns' defense, which led the Big 12 in field-goal percentage defense (40.8), 3-point percentage defense (31.7), rebounds (38.4) and defensive rebounding (27.6). Additionally, he served as the acting head coach for several games during the COVID-impacted campaign.

SMU

With SMU from 2013-20, the Mustangs accumulated a 160-71 record, won a pair of American Athletic Conference regular-season titles and two AAC Tournament championships. He also helped guide the Mustangs to two NCAA Tournament appearances (2015, 2017), the NIT Final (2014) and a national ranking in the Associated Press Top 25 in four of seven seasons, climbing as high as #8 in 2015-16. Turner spent three seasons under the tutelage of Basketball Hall of Fame Coach Larry Brown before working for Tim Jankovich during his final four years.

Three times a Mustang player earned AAC Player of the Year with Turner on staff (Nic Moore in 2014-15 and 2015-16, and Semi Ojeleye in 2016-17). SMU players garnered 15 all-AAC selections, which were the most by any school in the league during that time. Turner also helped coach three NBA Draft selections in Ojeleye, Sterling Brown and Shake Milton – the brother of former UTA Lady Mav Terryn Milton, who helped lead them to the 2022 NCAA Tournament.

WICHITA STATE

During Wichita State's Final Four in 2013, the No. 9-seeded Shockers defeated Pittsburgh in the First Round and No. 1 seed Gonzaga in the Second Round to reach the Sweet 16. Once there, the Shockers knocked off upstart La Salle and No. 2 seed Ohio State to advance to the semifinals.

PLAYING CAREER

In his first two years at Hutchinson Community College (1997-99), Turner earned all-conference honors while playing under Jankovich. Turner culminated his career at Oklahoma City for his senior campaign in 2001-02, helping the Stars claim the Sooner Athletic Conference regular-season and tournament titles and advance to the NAIA quarterfinals. After earning his degree in criminal justice from Oklahoma City in 2003, Turner had a brief playing career in Italy before getting into coaching.

PERSONAL

A Cincinnati native who grew up in Manhattan, Kan., and graduated from Manhattan High School, Turner and his wife, Cassaundra, have three children: Kelis (pronounced: kuh-LEASE), Kenny and Kendra.

Turner's late father, Ken, coached at Oklahoma State, Kansas State, Cincinnati, Mississippi, South Alabama and Ohio State, in addition to stops at both the junior college and NAIA levels.

2023-24 UT ARLINGTON MEN'S BASKETBALL ROSTER

No.	Name	Pos.	Ht.	Wt.	Yr.	Hometown / Previous School(s) / High School
00	Aaron Cash	G	6-6	210	Gr.	San Francisco, Calif. / Texas A&M / Grayson College / Saint Augustine's / Word of God Christian Academy
1	Phillip Russell	G	5-10	165	Jr.	St. Louis, Mo. / Southeast Missouri / Saint Louis / Vashon
2	Makaih Williams	G	6-1	185	Fr.	Long Beach, Calif. / Capistrano Valley Christian
3	DaJuan Gordon	G	6-5	195	Gr.	Chicago, Ill. / New Mexico State / Missouri / Kansas State / Curie Metropolitan
4	Akili Vining	G	6-2	185	Gr.	Fort Worth, Texas / Texas Wesleyan / West Florida / McLennan CC / Jacksonville (TX) / North Crowley
5	Brandyn Talbot	G	6-5	181	Jr.	Toronto, Ontario / Dream City Christian
11	Dwayne Koroma	F	6-8	205	R-So.	Berlin, Germany / Salt Lake CC / Iona / Bishop Walsh
12	Freds Pauls Bagatskis	F	6-8	180	So.	Riga, Latvia / Georgia Tech / Complejo Educativo Mas Camarena
13	Kade Douglas	G	6-2	170	Fr.	Lancaster, Texas / Lancaster
22	Shemar Wilson	F	6-9	215	Sr.	Avondale, Ariz. / Phoenix College / Tolleson Union
23	Sterling Gaston-Chapman	G	6-4	218	Jr.	Wichita, Kan. / Tulsa / Campus
24	Darrius Miles	C	6-10	250	Jr.	Oak Cliff, Texas / Western Kentucky / Odessa College / Oak Cliff Faith Family Academy
30	Fabio Basili	G	6-4	175	So.	Orlando, Fla. / Louisville / Oak Ridge

Redshirting This Year After NCAA Denied Immediate Eligibility As A Two-Time D-I Transfer

COACHING STAFF

Head Coach.....KT Turner (Oklahoma City '03 / 1st Year)
Assistant Coach.....Sean Stout (North Carolina '10 / 1st Year)
Assistant Coach.....Jeremy Pope (Cal State LA '17 / 1st Year)
Assistant Coach.....Keith Pickens (Missouri State '13 / 1st Year)
Assistant Coach/Director of Operations & Recruiting
.....Cody San Miguel (Texas State '16 / 1st Year)
Assistant Coach/Director of Player Development
.....Doug Compton (Texas Wesleyan '16 / 1st Year)

SUPPORT STAFF

Strength & Conditioning Coach
.....Mike Buhmeyer (Clemson '18 / 1st Year)
Athletic Trainer.....Royal Milton III (Nicholls State '13 / 4th Year)
Graduate Assistant.....Derrick Obasohan (UT Arlington '04 / 2nd Year)
Graduate Assistant.....Sean Kostecki (DePaul '23 / 1st Year)
Video & Analytics Coordinator.....Max Brandt (SMU '23 / 1st Year)
Communications.....Jason MacBain (St. Bonaventure '08 / 6th Year)
Administrative Assistant....Rachael Morgan (McMurry '13 / 6th Year)

RETURN (3) / LOST (10) / NEW (10)

RETURNERS (3) / STARTERS (2).....2022-23 STATS (NOTES)
#00 Gr. Aaron Cash.....7.7 PPG / 4.2 RPG (4th On Team In Both)
#5 Jr. Brandyn Talbot.....5.3 PPG / 1.6 APG (3rd On Team w/ 38 3s)
#22 Sr. Shemar Wilson.....10.9 PPG / 7.8 RPG (DNP Last 8 GMS (Hip))

NEWCOMERS (10).....REASON (NOTES)
#1 Jr. Phillip Russell.....1,019 Points Last 2 Years At SEMO
#2 Fr. Makaih Williams.....3-Star Recruit / 21.7 PPG, 6.4 APG Last Yr.
#3 Gr. DaJuan Gordon.....909 Points At K-State, Mizzou, NM State
#4 Gr. Akili Vining.....17.5 PPG, 5 RPG At Texas Wesleyan Last Yr.
#11 R-So. Dwayne Koroma...9 PPG, 5 RPG At Salt Lake CC Last Yr.
#12 So. Freds Pauls Bagatskis.....Ga. Tech Transfer / 17.3 PPG FIBA U20
#13 Fr. Kade Douglas....3-Star Recruit / District 14-5A MVP Last Yr.
#23 Jr. Sterling Gaston-Chapman.....18 Starts At Tulsa Last Yr.
#24 Jr. Darrius Miles.....Western Kentucky Transfer / Odessa JC
#30 So. Fabio Basili.....2022-23 All-ACC Academic Team At Louisville

PRONOUNCIATIONS

2: muh-KIGH
3: deja-juan
4: uh-KEEL-ee VINE-ing
5: brand-IN
11: kuh-rome-uh
12: fred paul buh-GAT-skis
22: shuh-marr
23: gas-TUN
30: fah-bee-oh buh-silly

00 AARON CASH

SAN FRANCISCO, CA

GR. × G × 6-6 × 201

COMPLETE BIO

@_aaroncash @aaronjcash

Previous Schools: Texas A&M / Grayson / Saint Augustine's × High School: Word of God Christian Academy

RECORD HIGHS

POINTS

Career	30 @ Ranger College (3/3/21)
D-I	20 vs. UT Rio Grande Valley (1/19/23)
Season	7 @ New Mexico (11/16/23)

REBOUNDS

Career	12 vs. Tribulation Prep (1/30/21)
D-I	11 vs. Kentucky (1/19/22)
Season	4 vs. UT Tyler (11/11/23)

OFFENSIVE REBOUNDS

Career	6, 3x, Last @ Seattle U (3/3/23)
D-I	6, 2x, Last @ Seattle U (3/3/23)
Season	3 vs. UT Tyler (11/11/23)

STEALS

Career	3, 3x, Last @ Arkansas (1/22/22)
D-I	3 @ Arkansas (1/22/22)
Season	1 vs. UT Tyler (11/11/23)

BLOCKS

Career	4, 2x, Last @ Livingstone (1/22/20)
D-I	3, 4x, Last vs. North Texas (12/6/22)
Season	

FIELD GOALS MADE

Career	12 @ Ranger College (3/3/21)
D-I	7, 4x, Last vs. Utah Tech (2/25/23)
Season	3, 2x, Last @ New Mexico (11/16/23)

FREE THROWS MADE

Career	5 vs. Temple College (3/31/21)
D-I	4 vs. North Texas (12/6/22)
Season	

MINUTES

Career	35 @ California (12/21/22)
D-I	Same As Career
Season	21 @ New Mexico (11/16/23)

MISCELLANEOUS

	Season	Career
Double-Figure Points	--	32
20+ Points	--	7
Double-Doubles	--	4
5+ Rebounds	--	47
3+ Offensive Rebounds	1	32

BIO BLAST

Transferred to UTA after one year each at Texas A&M and Grayson College (JUCO) and two years at Saint Augustine's University (D-II).

2022-23: Finished 4th on the team in both scoring (7.7) and rebounding (4.2) … 2nd on the Mavericks with 50 offensive rebounds and 43 made 3-pointers … led (or tied) UTA in scoring on five occasions … buzzer-beating overtime tip-in against Utah Tech on Feb. 25 to give UTA a 71-69 win … 10 games of double-figure points … 5+ rebounds 13 times … shot 39.4% from 3-point range – the best among UTA players who attempted 100 triples … played in all 32 games, making 25 starts … averaged 22.1 minutes per contest.

2021-22 At Texas A&M: Helped the Aggies reach the NIT Championship Game.

PAINT TOUCHES

- Chose #00 to use it as motivation because it's the bottom of the bottom.
- In middle school he competed at the AAU Junior Olympic Games, running track relays.
- Earned his undergrad degree in universal studies and is now pursuing an MBA.
- Aspires to build a multi-purpose athletic facility to host travel basketball events with an art museum attached to it.
- Go-To Social Media App: Tik Tok
- Off-Day Activity: Artwork or watching a movie.
- Roommate: Akili Vining – best part is they are both the same age (24, going on 25) and that affords them to have more common conversations than with younger teammates.

GAME-BY-GAME STATS

				Total		3-Pointers		Free throws		Rebounds										
Opponent	Date	GS	MIN	FG-FGA	PCT	3FG-3FGA	PCT	FT-FTA	PCT	OFF	DEF	TOT	AVG	PF	A	TO	BLK	STL	PTS	AVG
Oral Roberts	11/06/2023		06:46	0-3	.000	0-0	.000	0-0	.000	0	0	0	0.0	0	0	0	0	0	0	0.0
UT Tyler	11/11/2023		14:47	3-5	.600	0-0	.000	0-0	.000	3	1	4	2.0	0	2	0	0	1	6	3.0
at New Mexico	11/16/2023		21:12	3-5	.600	1-2	.500	0-0	.000	0	3	3	2.3	2	0	0	0	0	7	4.3
Totals		**0**	**42:45**	**6-13**	**.462**	**1-2**	**.500**	**0-0**	**.000**	**3**	**4**	**7**	**2.3**	**2**	**2**	**0**	**0**	**1**	**13**	**4.3**

Player Averages

Games Played	Minutes/ game	Points/ game	FG Pct	3FG Pct	FT Pct	Rebounds/ game	Assists/ game	Turnovers/ game	Assist/Turnover ratio	Steals/ game	Blocks/ game
3	14.3	4.3	46.2	50.0	0.0	2.3	0.7	0.0	2.0	0.3	0.0

CAREER STATS (D-I ONLY)

				Field Goals		3-Point		F-Throws		Rebounds									Scoring	
SEASON	TEAM	GP-GS	MIN/AVG	FG-FGA	FG%	3FG-3FGA	3FG%	FT-FTA	FT%	OFF	DEF	TOT	AVG	PF-FO	A	TO	BLK	STL	PTS	AVG
2021-22	TA&M	37-1	434/11.7	39-73	.534	0-2	.000	9-17	.529	54	58	112	3.0	59-1	11	8	18	16	87	2.4
2022-23	UTA	32-25	707/22.1	91-205	.444	43-109	.394	20-28	.714	50	85	135	4.2	66-1	17	47	13	20	245	7.7
2023-24	UTA	3-0	43/14.3	6-13	.462	1-2	.500	0-0	.000	3	4	7	2.3	2-0	2	0	0	1	13	4.3
TOTAL FOR UTA		**35-25**	**750/21.4**	**97-218**	**.445**	**44-111**	**.396**	**20-28**	**.714**	**53**	**89**	**142**	**4.1**	**68-1**	**19**	**47**	**13**	**21**	**258**	**7.4**
TOTAL		**72-26**	**1184/16.4**	**136-291**	**.467**	**44-113**	**.389**	**29-45**	**.644**	**107**	**147**	**254**	**3.5**	**127-2**	**30**	**55**	**31**	**37**	**345**	**4.8**

1 PHILLIP RUSSELL

ST. LOUIS, MO · JR. × G × 5-10 × 165

REDSHIRT: SITTING OUT THIS YEAR

COMPLETE BIO

@phill_x2 @_.phill

Previous Schools: Southeast Missouri / Saint Louis × High School: Vashon

RECORD HIGHS

POINTS	
Career	37, 2x, Last vs. Little Rock (2/2/23)
Season	
REBOUNDS	
Career	10 @ SIU Edwardsville (2/7/22)
Season	
ASSISTS	
Career	10, 2x, Last vs. A&M-Corpus Christi (3/14/23)
Season	
STEALS	
Career	5, 4x, Last vs. A&M-Corpus Christi (3/14/23)
Season	
FIELD GOALS MADE	
Career	11 @ Morehead State (1/14/23)
Season	
3-POINTERS MADE	
Career	6 @ UT Martin (1/5/23)
Season	
FREE THROWS MADE	
Career	15 vs. Little Rock (2/2/23)
Season	
MINUTES	
Career	45 vs. Tennessee Tech (1/21/23)
Season	

MISCELLANEOUS

	Season	Career
Double-Figure Points	--	53
30+ Points	--	4
Double-Doubles	--	3
10+ Free Throws	--	5
5+ 3-Pointers	--	5
5+ Assists	--	21
3+ Steals	--	9

• **High School:** Averaged 15.7 points per game en route to claiming all-state honors as a senior in 2019-20 ... shot 45% from the field and 56.8% from 3-point range that same year ... helped lead the Wolverines to a state title his junior season.

BIO BLAST

MORE INFO: PAGE 2

He will have two years of eligibility remaining with UTA, beginning as a redshirt junior in 2024-25.

2022-23 Ohio Valley First Team
2023 Ohio Valley All-Tournament Team
2x Ohio Valley Player of the Week
2021-22 Ohio Valley Second Team
2021-22 Ohio Valley All-Newcomer Team
5x Ohio Valley Freshman of the Week

2022-23: Tied SEMO's D-I single-game scoring record not once, but twice, with a pair of 37-point outbursts in conference action at Morehead State (Jan. 14) and then again versus Little Rock (Feb. 2) ... scored in double figures every game except one ... tallied 20+ points on 11 occasions ... notched a pair of double-doubles, capped by a 15-point, 10-assist, 5-steal act in the NCAA Tournament against Texas A&M-Corpus Christi (Mar. 14); those 10 assists equaled the Islanders entire team output.

2021-22: Ranked 2nd on the team with 13.4 points per game in 30 starts ... led the Redhawks with 95 assists and 37 steals ... averaged 2.5 rebounds and shot 41.9 percent from the floor ... reached double-figure points 21 times and 20+ five times ... led the team in scoring on 10 occasions ... broke SEMO's D-I single-game scoring record by a freshman when he poured in 35 points, grabbed 10 rebounds and collected five steals at SIU Edwardsville (Feb. 7).

PAINT TOUCHES

• He initially signed with SEMO out of high school, but decommitted and went to Saint Louis.

• Began his career at Saint Louis as a walk-on during the 2020-21 COVID-impacted campaign, playing in eight games and registering 17 total points.

• The NCAA made the original ruling to deny immediate eligibility due to being a two-time D-I transfer in mid-September. UTA appealed the decision and that was also denied. Russell was initially 'devastated' when he first heard the news because he thought he was poised for a big year.

• He has since taken on the mantra of 'everything happens for a reason' and is pushing his teammates every day because his view is that team practices are his games.

• Biggest reason he transferred to UTA was his relationship with new assistant coach Keith Pickens, who was his assistant coach at SEMO the last two years.

• Bucket List: International Travel

• Go-To Food: Chicken Wings

• Bad Habit: Biting His Nails

• Wants to coach once his playing career is over.

• Biggest Fear: Failure

• Go-To Social Media App: Instagram

• Off-Day Activity: Playing Fortnite

• If he's around you he will put a smile on your face.

CAREER STATS

				Field Goals		3-Point		F-Throws		Rebounds									Scoring	
SEASON	**TEAM**	**GP-GS**	**MIN/AVG**	**FG-FGA**	**FG%**	**3FG-3FGA**	**3FG%**	**FT-FTA**	**FT%**	**OFF**	**DEF**	**TOT**	**AVG**	**PF-FO**	**A**	**TO**	**BLK**	**STL**	**PTS**	**AVG**
2020-21	SLU	8-0	68/8.4	6-21	.286	3-14	.214	2-2	1.000	2	2	4	0.5	9-0	9	8	0	5	17	2.1
2021-22	SEMO	30-30	911/30.4	128-304	.421	49-144	.340	99-135	.733	26	49	75	2.5	74-2	94	65	1	38	404	13.5
2022-23	SEMO	34-34	1105/32.5	180-452	.398	82-227	.361	173-215	.805	24	74	98	2.9	113-7	174	97	3	54	615	18.1
TOTAL FOR UTA		**0-0**	**0/0.0**	**0-0**	**.000**	**0-0**	**.000**	**0-0**	**.000**	**0**	**0**	**0**	**0.0**	**0-0**	**0**	**0**	**0**	**0**	**0**	**0.0**
TOTAL		**72-64**	**2084/28.9**	**314-777**	**.404**	**134-385**	**.348**	**274-352**	**.778**	**52**	**125**	**177**	**2.5**	**196-9**	**277**	**170**	**4**	**97**	**1036**	**14.4**

2 MAKAIH WILLIAMS

COMPLETE BIO

LONG BEACH, CA × FR. × G × 6-1 × 185

muh-KIGH

@Kaihguy @kaihwill2

Prep School: Future College Prep × High School: Capistrano Valley Christian

RECORD HIGHS

POINTS	
Career	11 vs. UT Tyler (11/11/23)
Season	Same As Career
REBOUNDS	
Career	3 vs. UT Tyler (11/11/23)
Season	Same As Career
ASSISTS	
Career	6 vs. UT Tyler (11/11/23)
Season	Same As Career
STEALS	
Career	
Season	Same As Career
FIELD GOALS MADE	
Career	3 vs. UT Tyler (11/11/23)
Season	Same As Career
3-POINTERS MADE	
Career	2 vs. UT Tyler (11/11/23)
Season	Same As Career
FREE THROWS MADE	
Career	5 @ New Mexico (11/16/23)
Season	Same As Career
MINUTES	
Career	26 @ New Mexico (11/16/23)
Season	Same As Career

BIO BLAST

2022-23: Completed a post-graduate year at Future College Prep in southern California where he averaged team highs of 21.7 points, 6.4 assists and 3.1 steals over 23 games, while also ranking 2nd on the team in rebounding at 7.7.

HIGH SCHOOL: Averaged 18.6 points, 6.1 rebounds, 4.9 assists and 3.3 steals per game as a senior at Capistrano Valley Christian in 2021-22, highlighted by a 34-point outing against Pacifica Christian ... 39th-ranked recruit in the state of California ... California Interscholastic Federation (CIF) Open Division Second Team selection ... also earned First Team All-League as a senior, and received Second Team honors as a junior and sophomore.

PAINT TOUCHES

• 3-star recruit who originally committed to Wyoming in November of 2022, but re-opened his recruitment in February. He also had interest from Ole Miss, San Francisco, Utah State and others.

• Has his own Christian and sports-inspired clothing line that he started his junior year of high school named EZ Wurk.

• The name of the company is an ode to a basketball player getting hot and making 'easy work' of his opponent, but then he put his own twist on it:

EZ = Mastery
W = Work
U = Understanding
R = Repetition
K = Knowledge

MORE INFO ON EZ WURK: PAGE 5

MISCELLANEOUS

	Season	Career
Double-Figure Points	2	2
20+ Points	--	--
Double-Doubles	--	--
5+ 3-Pointers	--	--
5+ Assists	2	2
3+ Steals	--	--

• **Go-To Food Restaurant:** Cheesecake Factory

• **Bucket List:** Travel The World

• **Birthplace:** Virginia

• **Pet Peeve:** Laziness

• **Roommate:** Kade Douglas; best thing about him as a roommate is that he's extremely clean and neat.

GAME-BY-GAME STATS

				Total		3-Pointers		Free throws		Rebounds										
Opponent	Date	GS	MIN	FG-FGA	PCT	3FG-3FGA	PCT	FT-FTA	PCT	OFF	DEF	TOT	AVG	PF	A	TO	BLK	STL	PTS	AVG
Oral Roberts	11/06/2023		18:30	2-4	.500	1-2	.500	3-4	.750	0	2	2	2.0	5	5	0	0	0	8	8.0
UT Tyler	11/11/2023		17:41	3-6	.500	2-5	.400	3-4	.750	1	2	3	2.5	4	6	2	0	0	11	9.5
at New Mexico	11/16/2023		25:35	2-8	.250	1-3	.333	5-7	.714	0	1	1	2.0	2	0	4	0	0	10	9.7
Totals		**0**	**61:46**	**7-18**	**.389**	**4-10**	**.400**	**11-15**	**.733**	**1**	**5**	**6**	**2.0**	**11**	**11**	**6**	**0**	**0**	**29**	**9.7**

Player Averages

Games Played	Minutes/ game	Points/ game	FG Pct	3FG Pct	FT Pct	Rebounds/ game	Assists/ game	Turnovers/ game	Assist/Turnover ratio	Steals/ game	Blocks/ game
3	20.6	9.7	38.9	40.0	73.3	2.0	3.7	2.0	1.8	0.0	0.0

CAREER STATS

				Field Goals		3-Point		F-Throws		Rebounds									Scoring	
SEASON	TEAM	GP-GS	MIN/AVG	FG-FGA	FG%	3FG-3FGA	3FG%	FT-FTA	FT%	OFF	DEF	TOT	AVG	PF-FO	A	TO	BLK	STL	PTS	AVG
2023-24	UTA	3-0	62/20.6	7-18	.389	4-10	.400	11-15	.733	1	5	6	2.0	11-1	11	6	0	0	29	9.7
TOTAL		**3-0**	**62/20.6**	**7-18**	**.389**	**4-10**	**.400**	**11-15**	**.733**	**1**	**5**	**6**	**2.0**	**11-1**	**11**	**6**	**0**	**0**	**29**	**9.7**

3 DAJUAN GORDON

CHICAGO, IL

GR. × G × 6-5 × 195

deja-juan

@Thatboyquaye @thatboyquaye

COMPLETE BIO

Previous Schools: New Mexico State / Missouri / Kansas State × High School: Curie Metropolitan

RECORD HIGHS

POINTS	
Career	24 vs. Oral Roberts (11/6/23)
Season	Same As Career
REBOUNDS	
Career	14, 2x, Last @ New Mexico (11/16/23)
Season	Same As Career
ASSISTS	
Career	5, 2x, Last @ New Mexico (11/16/23)
Season	5 @ New Mexico (11/16/23)
STEALS	
Career	4, 3x, Last vs. UT Tyler (11/11/23)
Season	4 vs. UT Tyler (11/11/23)
FIELD GOALS MADE	
Career	8 vs. Oral Roberts (11/6/23)
Season	Same As Career
3-POINTERS MADE	
Career	4, 4x, Last vs. UT Tyler (11/11/23)
Season	4 vs. UT Tyler (11/11/23)
FREE THROWS MADE	
Career	11 @ Iowa State (12/15/20)
Season	7 vs. Oral Roberts (11/6/23)
MINUTES	
Career	39 vs. Oklahoma State (1/9/21)
Season	36 @ New Mexico (11/16/23)

BIO BLAST

Graduate transfer from New Mexico State … has totaled 909 points (8.1 average), 493 rebounds (4.4), 114 assists (1) and 126 steals (1.1) in 112 career games at the Division-I level, making 81 all-time starts … spent his junior season at Missouri in 2021-22 after two years at Kansas State (2019-21).

2022-23: Averaged a career-high 9.3 points, 5.1 rebounds and 1.3 steals in 23 games (16 starts) during a season which was canceled in early February due to a hazing scandal … named to the Las Vegas Holiday Classic All-Tournament Team after averaging 15 points, 7.5 rebounds and 2 steals in a pair of games against San Diego and UC Irvine.

PAINT TOUCHES

• As a junior at Missouri (2021-22), he started all 32 games, averaging 8.3 points and 4 rebounds … delivered 13 outings of double-figure points … led Mizzou in rebounding four times.

• His sophomore season at Kansas State (2020-21) he averaged 9.1 points and 5.5 rebounds … posted a team-high four double-doubles … finished as one of just four guards in the Big 12 to rank among the league's top-15 players in rebounding.

• He was the only K-State freshman in 2019-20 to appear in all 32 games, making 11 starts … reached double-figure points six times during the year.

• A near top-150 prospect coming out of high school by most recruiting services … jumped 73 spots in the final Rivals150, which was the largest jump by any player in the country … #3 prospect in Illinois by 247Sports.

MISCELLANEOUS

	Season	Career
Double-Figure Points	3	49
20+ Points	1	1
Double-Doubles	3	8
Double-Figure Rebounds	3	9
3+ 3-Pointers	1	11
3+ Steals	1	12

• Received his undergrad in Individualized Studies from New Mexico State this summer and is currently pursuing an advertising degree.

• Fractured his left foot his sophomore year at K-State.

• **Bad Habit:** Staying Up Too Late

GAME-BY-GAME STATS

				Total		3-Pointers		Free throws		Rebounds										
Opponent	**Date**	**GS**	**MIN**	**FG-FGA**	**PCT**	**3FG-3FGA**	**PCT**	**FT-FTA**	**PCT**	**OFF**	**DEF**	**TOT**	**AVG**	**PF**	**A**	**TO**	**BLK**	**STL**	**PTS**	**AVG**
Oral Roberts	11/06/2023	*	35:27	8-20	.400	1-8	.125	7-7	1.000	5	9	14	14.0	2	0	3	0	2	24	24.0
UT Tyler	11/11/2023	*	23:06	5-9	.556	4-7	.571	0-0	.000	1	10	11	12.5	1	4	2	0	4	14	19.0
at New Mexico	11/16/2023	*	35:42	5-17	.294	0-6	.000	3-4	.750	3	11	14	13.0	3	5	4	0	0	13	17.0
Totals		**3**	**94:15**	**18-46**	**.391**	**5-21**	**.238**	**10-11**	**.909**	**9**	**30**	**39**	**13.0**	**6**	**9**	**9**	**0**	**6**	**51**	**17.0**

Player Averages

Games Played	Minutes/ game	Points/ game	FG Pct	3FG Pct	FT Pct	Rebounds/ game	Assists/ game	Turnovers/ game	Assist/Turnover ratio	Steals/ game	Blocks/ game
3	31.4	17.0	39.1	23.8	90.9	13.0	3.0	3.0	1.0	2.0	0.0

CAREER STATS

				Field Goals		3-Point		F-Throws		Rebounds									Scoring	
SEASON	**TEAM**	**GP-GS**	**MIN/AVG**	**FG-FGA**	**FG%**	**3FG-3FGA**	**3FG%**	**FT-FTA**	**FT%**	**OFF**	**DEF**	**TOT**	**AVG**	**PF-FO**	**A**	**TO**	**BLK**	**STL**	**PTS**	**AVG**
2019-20	KState	32-11	771/24.1	78-176	.443	24-73	.329	21-32	.656	52	58	110	3.4	72-1	23	50	5	40	201	6.3
2020-21	KState	25-22	713/28.5	81-216	.375	18-83	.217	48-63	.762	36	102	138	5.5	62-0	35	60	1	30	228	9.1
2021-22	MIZ	32-32	784/24.5	96-236	.407	36-99	.364	38-51	.745	39	88	127	4.0	88-3	38	61	8	26	266	8.3
2022-23	NMSU	23-16	617/26.8	71-185	.384	24-88	.273	48-63	.762	34	84	118	5.1	68-3	18	46	6	30	214	9.3
2023-24	UTA	3-3	94/31.4	18-46	.391	5-21	.238	10-11	.909	9	30	39	13.0	6-0	9	9	0	6	51	17.0
TOTAL FOR UTA		**3-3**	**94/31.4**	**18-46**	**.391**	**5-21**	**.238**	**10-11**	**.909**	**9**	**30**	**39**	**13.0**	**6-0**	**9**	**9**	**0**	**6**	**51**	**17.0**
TOTAL		**115-84**	**2979/25.9**	**344-859**	**.400**	**107-364**	**.294**	**165-220**	**.750**	**170**	**362**	**532**	**4.6**	**296-7**	**123**	**226**	**20**	**132**	**960**	**8.3**

4 AKILI VINING

FORT WORTH, TX | GR. × G × 6-2 × 185

uh-KEEL-ee VINE-ing

COMPLETE BIO

@BabyBoyPolo1 @BabyBoyPolo

Previous Schools: Texas Wesleyan / West Florida / McLennan CC / Jacksonville (TX) × High School: North Crowley

RECORD HIGHS

POINTS
- **Career** 45 vs. Wayland Baptist (1/12/23)
- **Season** 14 vs. Oral Roberts (11/6/23)

REBOUNDS
- **Career** 11 vs. North American (12/20/22)
- **Season** 3, 2x, Last vs. UT Tyler (11/11/23)

ASSISTS
- **Career** 9, 2x, Last vs. North American (12/20/22)
- **Season** 3 vs. UT Tyler (11/11/23)

STEALS
- **Career** 4 @ John Brown (1/21/23)
- **Season** 1 @ New Mexico (11/16/23)

FIELD GOALS MADE
- **Career** 16 vs. Wayland Baptist (1/12/23)
- **Season** 5 vs. Oral Roberts (11/6/23)

3-POINTERS MADE
- **Career** 5, 3x, Last vs. SAGU (1/28/23)
- **Season** 4 vs. Oral Roberts (11/6/23)

FREE THROWS MADE
- **Career** 10, 5x, Last vs. Sunrise Christian (11/8/19)
- **Season**

MINUTES
- **Career** 48 vs. Our Lady of the Lake (11/5/22)
- **Season** 33 vs. Oral Roberts (11/6/23)

BIO BLAST

2022-23: Averaged 17.5 points, 5 rebounds, 3.1 assists and 1.4 steals over 29 games at Texas Wesleyan … made 28 starts … 45-point outburst against Wayland Baptist (Jan. 12) on 16-23 from the field, 5-9 from 3-point range and a perfect 8-8 from the free throw line … scored 20+ points 11 times, including a pair of 29-point performances … finished in single-digit scoring on only four occasions, two of which were nine-point totals.

2021-22: Played in just one game at Texas Wesleyan: a 16-point performance versus Wayland Baptist on Jan. 8.

2020-21: At West Florida, averaged 6 points, 1.6 rebounds and 1.3 assists in 15 appearances – 14 of which came after Jan. 1.

PAINT TOUCHES

- As a sophomore at McLennan CC in 2019-20, he averaged 12.5 points, 2.5 rebounds and 2.6 assists in 26 games.
- True freshman season at Jacksonville (TX) during 2018-19 yielded averages of 11.7 points, 2.3 rebounds and 2.4 assists over 28 games.
- Three-time all-district selection at North Crowley High School.
- Has 4 brothers and 2 sisters.
- Shortly after his father passed away when he was 19, he was struggling to deal with his emotions, so he started writing/making a diary. One of his friends encouraged him to begin rapping, so he started going to a music studio. Released his first song when he was 20, and now 4+ years later he has 600 songs.
- His artist name is Baby Boy Polo; his father loved the clothing brand Polo, and he used to always call Akili 'baby boy'.

MISCELLANEOUS

	Season	Career
Double-Figure Points	1	64
20+ Points	--	17
Double-Doubles	--	3
3+ 3-Pointers	1	19
5+ Assists	--	47
3+ Steals	--	13

- He got put on scholarship this summer. During a film session and subsequent practice, coach Turner was intentionally getting on him/singling him out for not having purchased his books for the fall semester yet. Lacking funds to do so, Vining didn't intend to; however, in a team huddle at the end of practice Sterling Gaston-Chapman told Vining he could get the books now that he was put on scholarship.

GAME-BY-GAME STATS

				Total		3-Pointers		Free throws		Rebounds										
Opponent	Date	GS	MIN	FG-FGA	PCT	3FG-3FGA	PCT	FT-FTA	PCT	OFF	DEF	TOT	AVG	PF	A	TO	BLK	STL	PTS	AVG
Oral Roberts	11/06/2023	*	33:22	5-12	.417	4-7	.571	0-0	.000	0	3	3	3.0	3	1	1	0	0	14	14.0
UT Tyler	11/11/2023	*	17:54	2-4	.500	2-3	.667	0-0	.000	1	2	3	3.0	1	3	1	0	0	6	10.0
at New Mexico	11/16/2023	*	21:01	2-5	.400	0-2	.000	0-0	.000	0	1	1	2.3	2	1	1	0	1	4	8.0
Totals		**3**	**72:17**	**9-21**	**.429**	**6-12**	**.500**	**0-0**	**.000**	**1**	**6**	**7**	**2.3**	**6**	**5**	**3**	**0**	**1**	**24**	**8.0**

Player Averages

Games Played	Minutes/ game	Points/ game	FG Pct	3FG Pct	FT Pct	Rebounds/ game	Assists/ game	Turnovers/ game	Assist/Turnover ratio	Steals/ game	Blocks/ game
3	24.1	8.0	42.9	50.0	0.0	2.3	1.7	1.0	1.7	0.3	0.0

CAREER STATS (D-I ONLY)

				Field Goals		3-Point		F-Throws		Rebounds									Scoring	
SEASON	TEAM	GP-GS	MIN/AVG	FG-FGA	FG%	3FG-3FGA	3FG%	FT-FTA	FT%	OFF	DEF	TOT	AVG	PF-FO	A	TO	BLK	STL	PTS	AVG
2023-24	UTA	3-3	72/24.1	9-21	.429	6-12	.500	0-0	.000	1	6	7	2.3	6-0	5	3	0	1	24	8.0
TOTAL		**3-3**	**72/24.1**	**9-21**	**.429**	**6-12**	**.500**	**0-0**	**.000**	**1**	**6**	**7**	**2.3**	**6-0**	**5**	**3**	**0**	**1**	**24**	**8.0**

5 BRANDYN TALBOT

TORONTO, ONTARIO

JR. × G × 6-5 × 181

brand-IN

@6randyn @6randyn

COMPLETE BIO

High School: Dream City Christian (Glendale, Ariz.)

RECORD HIGHS

POINTS
- **Career** 15, 3x, Last vs. Grand Canyon (3/7/23)
- **Season** 11 vs. Oral Roberts (11/6/23)

REBOUNDS
- **Career** 8 vs. Howard Payne (12/22/20)
- **Season** 7 @ New Mexico (11/16/23)

ASSISTS
- **Career** 8 vs. Utah Tech (2/25/23)
- **Season** 5, 2x, Last vs. UT Tyler (11/11/23)

STEALS
- **Career** 2, 2x, Last @ LSU (12/2/22)
- **Season** 1, 2x, Last @ New Mexico (11/16/23)

FIELD GOALS MADE
- **Career** 5, 4x, Last vs. Grand Canyon (3/7/23)
- **Season** 3, 2x, Last @ New Mexico (11/16/23)

3-POINT FIELD GOALS MADE
- **Career** 5, 3x, Last vs. Grand Canyon (3/7/23)
- **Season** 3 vs. Oral Roberts (11/6/23)

FREE THROWS MADE
- **Career** 4, 2x, Last @ San Francisco (12/19/22)
- **Season** 2 vs. Oral Roberts (11/6/23)

MINUTES
- **Career** 34 vs. Utah Tech (2/25/23)
- **Season** 28 @ New Mexico (11/16/23)

BIO BLAST

Has made 17-straight free throws dating back to Nov. 12 of last season when he missed late in the 2nd half against Southwestern.

2022-23: Averaged 5.3 points and 1.6 assists ... finished 3rd on the team with 38 3-pointers and 4th in assists ... over the final seven games of the season following a coaching coach, he made 19 3-pointers; in his first 20 games of the year versus Division-I competition he knocked down 15 ... after shooting 23.5 percent from 3-point range against non-conference D-I opponents, he went 41.2 percent in WAC play ... three of his four highest-scoring games of the year came during the final seven contests.

PAINT TOUCHES

- Lived on his own or with high school teammates since he moved to the United States in 2015-16 until rooming with Shemar Wilson this fall.
- Has seven other siblings; he is middle.
- Recently started boxing as a workout.
- Favorite Sports Memory: Michael Jordan's game-winning shot over Bryon Russell to win Game 6 of the 1998 NBA Finals. He has that iconic photo framed in his apartment.
- Bad Habit: Procrastinating
- Averaged 12.4 points, 2.9 assists and 2.4 rebounds per game playing against some of the best competition in the country as a high school senior in 2019-20; Dream City was ranked as high as #21 in the nation by USA Today that year.

MISCELLANEOUS

	Season	Career
Double-Figure Points	1	10
20+ Points	--	--
5+ 3-Pointers	--	3
3+ Rebounds	2	11
Games w/ A Steal	2	13

- **First Job:** Construction worker putting down garage flooring.
- **Bucket List:** Travel to another continent.
- **Pet Peeve:** Lying | **Fear:** Death
- **Go-To Food:** In-N-Out Burger
- **Must-Have App:** Instagram

GAME-BY-GAME STATS

				Total		3-Pointers		Free throws		Rebounds										
Opponent	Date	GS	MIN	FG-FGA	PCT	3FG-3FGA	PCT	FT-FTA	PCT	OFF	DEF	TOT	AVG	PF	A	TO	BLK	STL	PTS	AVG
Oral Roberts	11/06/2023	*	26:17	3-8	.375	3-5	.600	2-2	1.000	2	1	3	3.0	2	5	2	0	1	11	11.0
UT Tyler	11/11/2023	*	17:38	2-6	.333	1-5	.200	0-0	.000	0	0	0	1.5	0	5	2	0	0	5	8.0
at New Mexico	11/16/2023	*	27:39	3-10	.300	1-5	.200	0-0	.000	1	6	7	3.3	3	2	1	0	1	7	7.7
Totals		**3**	**71:34**	**8-24**	**.333**	**5-15**	**.333**	**2-2**	**1.000**	**3**	**7**	**10**	**3.3**	**5**	**12**	**5**	**0**	**2**	**23**	**7.7**

Player Averages

Games Played	Minutes/ game	Points/ game	FG Pct	3FG Pct	FT Pct	Rebounds/ game	Assists/ game	Turnovers/ game	Assist/Turnover ratio	Steals/ game	Blocks/ game
3	23.9	7.7	33.3	33.3	100.0	3.3	4.0	1.7	2.4	0.7	0.0

CAREER STATS

				Field Goals		3-Point		F-Throws		Rebounds									Scoring	
SEASON	TEAM	GP-GS	MIN/AVG	FG-FGA	FG%	3FG-3FGA	3FG%	FT-FTA	FT%	OFF	DEF	TOT	AVG	PF-FO	A	TO	BLK	STL	PTS	AVG
2020-21	UTA	12-0	100/8.3	12-38	.316	8-28	.286	7-12	.583	0	15	15	1.3	11-0	7	12	1	1	39	3.3
2021-22	UTA	24-3	281/11.7	29-85	.341	23-73	.315	2-2	1.000	2	18	20	0.8	15-0	14	19	1	6	83	3.5
2022-23	UTA	30-1	475/15.8	52-147	.354	38-109	.349	17-18	.944	2	29	31	1.0	34-1	48	20	3	6	159	5.3
2023-24	UTA	3-3	72/23.9	8-24	.333	5-15	.333	2-2	1.000	3	7	10	3.3	5-0	12	5	0	2	23	7.7
TOTAL		**69-7**	**927/13.4**	**101-294**	**.344**	**74-225**	**.329**	**28-34**	**.824**	**7**	**69**	**76**	**1.1**	**65-1**	**81**	**56**	**5**	**15**	**304**	**4.4**

11 DWAYNE KOROMA

BERLIN, GERMANY · R-SO. × F × 6-8 × 205

kuh-rome-uh

@dwayneleroy2 @dwaynekoroma

COMPLETE BIO

Previous Schools: Salt Lake Community College / Iona × High School: Bishop Walsh (MD)

RECORD HIGHS

POINTS
- **Career** 18 vs. Casper (11/4/22)
- **D-I** 10, 2x, Last vs. Quinnipiac (3/9/21)
- **Season** 6 vs. UT Tyler (11/11/23)

REBOUNDS
- **Career** 11, 4x, Last vs. Oral Roberts (11/6/23)
- **D-I** 11 vs. Oral Roberts (11/6/23)
- **Season** Same As D-I

OFFENSIVE REBOUNDS
- **Career** 7 vs. Oral Roberts (11/6/23)
- **D-I** 6 vs. Oral Roberts (11/6/23)
- **Season** Same As D-I

ASSISTS
- **Career** 8 @ Community Christian (CA) (1/6/23)
- **D-I** 3, 3x, Last vs. Manhattan (2/12/21)
- **Season** 2, 2x, Last @ New Mexico (11/16/23)

BLOCKS
- **Career** 3 @ Community Christian (CA) (1/6/23)
- **D-I** 2 vs. Morgan State (12/8/20)
- **Season** 1 vs. UT Tyler (11/11/23)

FIELD GOALS MADE
- **Career** 8 vs. Eastern Wyoming (11/19/22)
- **D-I** 5 vs. Quinnipiac (3/9/21)
- **Season** 3 vs. UT Tyler (11/11/23)

FREE THROWS MADE
- **Career** 12 vs. Casper (11/4/22)
- **D-I** 2 @ Quinnipiac (2/17/21)
- **Season** 1 vs. Oral Roberts (11/6/23)

MINUTES
- **Career** 30 @ Fairfield (12/12/20)
- **D-I** Same As Career
- **Season** 27 vs. Oral Roberts (11/6/23)

MISCELLANEOUS

	Season	Career
Double-Figure Points	--	14
15+ Points	--	6
Double-Doubles	--	4
Double-Figure Rebounds	1	5
5+ Offensive Rebounds	1	2
3+ Assists	--	10
3+ Steals	--	4

BIO BLAST

Transferred to UTA from Salt Lake Community College after beginning his career at Division-I Iona.

2022-23: Averaged 9 points, 5 rebounds, 1.6 assists and 1.1 steals over 28 games in which he made 15 starts at Salt Lake CC ... helped lead the Bruins to the NJCAA Tournament Second Round and a 29-5 record one year after finishing as the national runner-up.

2021-22: Utilized a redshirt season and did not play after enrolling and transferring into Salt Lake CC mid-year.

2020-21: Appeared in all 18 games for Iona during the COVID-impacted year ... made 10-straight starts to end the year, including the MAAC Championship and Iona's NCAA Tournament contest against Alabama.

Last year at Salt Lake CC, he shot a gaudy 70.1% (94-134) from the floor, which was the 5th-highest percentage nationally. He was the only player in the country to connect at a 70% rate from the floor and the free throw line (72.1). The last time a JUCO player at any level (Division I, II or III) shot at least 70% from both the field and charity stripe for a season was 2019-20.

PAINT TOUCHES

- Grew up in Germany but moved to the United States in September of 2019 to complete his senior year of high school at Bishop Walsh in Cumberland, Md., where he was rated as a 3-star recruit.
- Played club ball in Europe for the Berlin Tigers.
- Cousin, Brandon Coleman, is a starting offensive lineman at TCU.
- Plays chess online.

GAME-BY-GAME STATS

				Total		3-Pointers		Free throws		Rebounds										
Opponent	Date	GS	MIN	FG-FGA	PCT	3FG-3FGA	PCT	FT-FTA	PCT	OFF	DEF	TOT	AVG	PF	A	TO	BLK	STL	PTS	AVG
Oral Roberts	11/06/2023	*	26:56	1-2	.500	0-1	.000	1-2	.500	6	5	11	11.0	4	0	3	0	0	3	3.0
UT Tyler	11/11/2023	*	21:03	3-7	.429	0-3	.000	0-0	.000	1	4	5	8.0	2	2	0	1	1	6	4.5
at New Mexico	11/16/2023	*	24:51	0-0	.000	0-0	.000	0-0	.000	2	3	5	7.0	5	2	1	0	1	0	3.0
Totals		**3**	**72:50**	**4-9**	**.444**	**0-4**	**.000**	**1-2**	**.500**	**9**	**12**	**21**	**7.0**	**11**	**4**	**4**	**1**	**2**	**9**	**3.0**

Player Averages

Games Played	Minutes/ game	Points/ game	FG Pct	3FG Pct	FT Pct	Rebounds/ game	Assists/ game	Turnovers/ game	Assist/Turnover ratio	Steals/ game	Blocks/ game
3	24.3	3.0	44.4	0.0	50.0	7.0	1.3	1.3	1.0	0.7	0.3

CAREER STATS (D-I ONLY)

				Field Goals		3-Point		F-Throws		Rebounds									Scoring	
SEASON	TEAM	GP-GS	MIN/AVG	FG-FGA	FG%	3FG-3FGA	3FG%	FT-FTA	FT%	OFF	DEF	TOT	AVG	PF-FO	A	TO	BLK	STL	PTS	AVG
2020-21	Iona	18-12	274/15.2	21-49	.429	1-6	.167	5-15	.333	17	45	62	3.4	51-4	20	22	4	6	48	2.7
2023-24	UTA	3-3	73/24.3	4-9	.444	0-4	.000	1-2	.500	9	12	21	7.0	11-1	4	4	1	2	9	3.0
TOTAL FOR UTA		**3-3**	**73/24.3**	**4-9**	**.444**	**0-4**	**.000**	**1-2**	**.500**	**9**	**12**	**21**	**7.0**	**11-1**	**4**	**4**	**1**	**2**	**9**	**3.0**
TOTAL		**21-15**	**347/16.5**	**25-58**	**.431**	**1-10**	**.100**	**6-17**	**.353**	**26**	**57**	**83**	**4.0**	**62-5**	**24**	**26**	**5**	**8**	**57**	**2.7**

12 FREDS PAULS BAGATSKIS

RIGA, LATVIA

SO. × F × 6-8 × 180

fred paul buh-GAT-skis

@fredspauls @fredspauls

COMPLETE BIO

Previous Schools: Georgia Tech × High School: Complejo Educativo Mas Camarena (Valencia, Spain)

RECORD HIGHS

POINTS	
Career	11 vs. UT Tyler (11/11/23)
Season	Same As Career
REBOUNDS	
Career	3 vs. UT Tyler (11/11/23)
Season	Same As Career
ASSISTS	
Career	
Season	
STEALS	
Career	
Season	
FIELD GOALS MADE	
Career	3 vs. UT Tyler (11/11/23)
Season	Same As Career
3-POINTERS MADE	
Career	3 vs. UT Tyler (11/11/23)
Season	Same As Career
FREE THROWS MADE	
Career	2 vs. UT Tyler (11/11/23)
Season	Same As Career
MINUTES	
Career	18 vs. UT Tyler (11/11/23)
Season	Same As Career

MISCELLANEOUS

	Season	Career
Double-Figure Points	1	1
20+ Points	--	--
Double-Doubles	--	--
5+ 3-Pointers	--	--
3+ Assists	--	--

• Played for the Latvian U16, U18 and U20 teams; the U20 event took place this summer (more info: page 5).

• In 2021-22, he played for Valencia's club team in Spain's LEB Silver League.

• Suited up for Valencia's U18 team from 2019-21, averaging 8.9 PPG.

BIO BLAST

Transferred to UTA from Georgia Tech following his freshman season in 2022-23 … can stretch the floor with his long-range shooting prowess, and boasts a wealth of international experience … chose Georgia Tech over Xavier and several other notable Big East programs … played sparingly with the Yellow Jackets, who employed an extremely minimal rotation.

2022-23: Played in nine games, including five ACC contests … scored his first collegiate points on a 3-pointer against Marquette (Nov. 23) … played six minutes and knocked down another 3-pointer at Louisville (Feb. 1) … registered a bucket in a win against Florida Tech (Feb. 18).

PAINT TOUCHES

• Moved from Latvia to Valencia, Spain, at the age of 14 to attend school and better develop his game at one of the elite facilities in Europe.

• Father, Ainars, played professionally in Europe and for the Latvian National Team for two decades before going on to be the head coach of the national side from 2011-17. Ainars is currently the head coach of CSO Voluntari in Romania.

• Ainars was previously the head coach of the Ukraine National Team from 2019-22; at the time he was just the second non-native Ukrainian to serve as the country's head coach (American Mike Fratello from 2011-14).

• Freds learned his shooting aptitude from his father, who earned the nickname 'The Golden Hand' as a career 40% 3-point shooter and 90% free-throw maker. He is still the all-time leading scorer for the Latvian National Team.

GAME-BY-GAME STATS

				Total		3-Pointers		Free throws		Rebounds										
Opponent	Date	GS	MIN	FG-FGA	PCT	3FG-3FGA	PCT	FT-FTA	PCT	OFF	DEF	TOT	AVG	PF	A	TO	BLK	STL	PTS	AVG
Oral Roberts	11/06/2023		03:20	0-1	.000	0-1	.000	1-2	.500	0	0	0	0.0	0	0	0	0	0	1	1.0
UT Tyler	11/11/2023		17:55	3-7	.429	3-6	.500	2-3	.667	0	3	3	1.5	0	0	0	0	0	11	6.0
Totals		**0**	**21:15**	**3-8**	**.375**	**3-7**	**.429**	**3-5**	**.600**	**0**	**3**	**3**	**1.5**	**0**	**0**	**0**	**0**	**0**	**12**	**6.0**

Player Averages

Games Played	Minutes/ game	Points/ game	FG Pct	3FG Pct	FT Pct	Rebounds/ game	Assists/ game	Turnovers/ game	Assist/Turnover ratio	Steals/ game	Blocks/ game
2	10.6	6.0	37.5	42.9	60.0	1.5	0.0	0.0	0.0	0.0	0.0

CAREER STATS

				Field Goals		3-Point		F-Throws		Rebounds									Scoring	
SEASON	TEAM	GP-GS	MIN/AVG	FG-FGA	FG%	3FG-3FGA	3FG%	FT-FTA	FT%	OFF	DEF	TOT	AVG	PF-FO	A	TO	BLK	STL	PTS	AVG
2022-23	GaTech	9-0	26/2.9	3-8	.375	2-6	.333	0-0	.000	0	0	0	0.0	3-0	0	0	0	0	8	0.9
2023-24	UTA	2-0	21/10.6	3-8	.375	3-7	.429	3-5	.600	0	3	3	1.5	0-0	0	0	0	0	12	6.0
TOTAL FOR UTA		**2-0**	**21/10.6**	**3-8**	**.375**	**3-7**	**.429**	**3-5**	**.600**	**0**	**3**	**3**	**1.5**	**0-0**	**0**	**0**	**0**	**0**	**12**	**6.0**
TOTAL		**11-0**	**47/4.3**	**6-16**	**.375**	**5-13**	**.385**	**3-5**	**.600**	**0**	**3**	**3**	**0.3**	**3-0**	**0**	**0**	**0**	**0**	**20**	**1.8**

13 KADE DOUGLAS

LANCASTER, TX

FR. × G × 6-2 × 170

COMPLETE BIO

@CreatKade @treway.kade

High School: Lancaster

RECORD HIGHS

POINTS	
Career	18 vs. UT Tyler (11/11/23)
Season	Same As Career
REBOUNDS	
Career	1, 2x, Last @ New Mexico (11/16/23)
Season	Same As Career
ASSISTS	
Career	
Season	Same As Career
STEALS	
Career	
Season	Same As Career
FIELD GOALS MADE	
Career	5 vs. UT Tyler (11/11/23)
Season	Same As Career
3-POINTERS MADE	
Career	5 vs. UT Tyler (11/11/23)
Season	Same As Career
FREE THROWS MADE	
Career	3 vs. UT Tyler (11/11/23)
Season	Same As Career
MINUTES	
Career	13 vs. UT Tyler (11/11/23)
Season	Same As Career

BIO BLAST

The only early signing period commitment of the 2023 Class which occurred in November of 2022 … 3-star recruit by well-respected recruiting service 247Sports … ranked as the #39 combo guard in the nation and the #31 overall recruit in Texas … hometown is just 30 minutes from UTA's campus.

HIGH SCHOOL: As a senior in 2022-23, he was named the District 14-5A MVP … as a junior he averaged 15 points, 4.7 rebounds, 7 assists and 2.3 steals per contest … 2021-22 District 14-5A First Team … 2020-21 District 14-5A Sophomore of the Year … 2022 Steph Curry UNDERRATED Tour Camp participant … 2022 Chris Bosh Dojo Camp member … All-State Academic Team member with a 4.0 GPA.

PAINT TOUCHES

• Coached by his father, Ferrin, at Lancaster, who won District 14-5A Coach of the Year in 2022-23, and was Co-Coach of the Year in 2021-22.

• Best part about being coached by his dad was creating life-long memories. Biggest thing he learned as being a coach's son was accountability.

• Won three-straight flag football state championships between 6th-8th grade while playing cornerback.

• Wants to get into commercial real estate following his basketball career.

• Pet Peeve: People who smack their lips/chew loudly.

• Go-To Food Place Back Home: Hickory House

MISCELLANEOUS

	Season	Career
Double-Figure Points	1	1
20+ Points	--	--
Double-Doubles	--	--
5+ 3-Pointers	1	1
5+ Assists	--	--
3+ Steals	--	--

• **Bucket-List Item:** Skydive

• **Bad Habit:** Being Too Hard On Himself

• **Must-Have App:** TikTok

• **Major:** Business Marketing

• **Go-To Food:** Chick-fil-A

• **Roommate:** Makaih Williams

GAME-BY-GAME STATS

				Total		3-Pointers		Free throws		Rebounds										
Opponent	Date	GS	MIN	FG-FGA	PCT	3FG-3FGA	PCT	FT-FTA	PCT	OFF	DEF	TOT	AVG	PF	A	TO	BLK	STL	PTS	AVG
UT Tyler	11/11/2023		13:06	5-11	.455	5-11	.455	3-3	1.000	0	1	1	1.0	1	0	0	0	0	18	18.0
at New Mexico	11/16/2023		04:39	1-4	.250	1-3	.333	0-0	.000	1	0	1	1.0	1	0	0	0	0	3	10.5
Totals		**0**	**17:45**	**6-15**	**.400**	**6-14**	**.429**	**3-3**	**1.000**	**1**	**1**	**2**	**1.0**	**2**	**0**	**0**	**0**	**0**	**21**	**10.5**

Player Averages

Games Played	Minutes/ game	Points/ game	FG Pct	3FG Pct	FT Pct	Rebounds/ game	Assists/ game	Turnovers/ game	Assist/Turnover ratio	Steals/ game	Blocks/ game
2	8.9	10.5	40.0	42.9	100.0	1.0	0.0	0.0	0.0	0.0	0.0

CAREER STATS

				Field Goals		3-Point		F-Throws		Rebounds									Scoring	
SEASON	TEAM	GP-GS	MIN/AVG	FG-FGA	FG%	3FG-3FGA	3FG%	FT-FTA	FT%	OFF	DEF	TOT	AVG	PF-FO	A	TO	BLK	STL	PTS	AVG
2023-24	UTA	2-0	18/8.9	6-15	.400	6-14	.429	3-3	1.000	1	1	2	1.0	2-0	0	0	0	0	21	10.5
TOTAL		**2-0**	**18/8.9**	**6-15**	**.400**	**6-14**	**.429**	**3-3**	**1.000**	**1**	**1**	**2**	**1.0**	**2-0**	**0**	**0**	**0**	**0**	**21**	**10.5**

22 SHEMAR WILSON

AVONDALE, AZ × SR. × F × 6-9 × 215

shuh-marr

@Shemar21_ @_22shemar

COMPLETE BIO

Previous School: Phoenix College × High School: Tolleson Union

RECORD HIGHS

POINTS
- **Career** 29, 2x, Last @ New Mexico (11/16/23)
- **D-I** 29 @ New Mexico (11/16/23)
- **Season** Same As D-I

REBOUNDS
- **Career** 18 vs. Tohono O'odham (12/4/20)
- **D-I** 16 vs. Hardin-Simmons (11/15/22)
- **Season** 14 vs. Oral Roberts (11/6/23)

OFFENSIVE REBOUNDS
- **Career** 11 vs. Arizona Christian JV (11/14/19)
- **D-I** 8, 3x, Last vs. Utah Valley (1/5/23)
- **Season** 7 @ New Mexico (11/16/23)

BLOCKS
- **Career** 5 @ Scottsdale (12/11/20)
- **D-I** 3 vs. Stephen F. Austin (12/31/22)
- **Season** 2 @ New Mexico (11/16/23)

STEALS
- **Career** 4 vs. Glendale (11/20/20)
- **D-I** 2, 6x, Last vs. California Baptist (1/25/23)
- **Season** 1 vs. Oral Roberts (11/6/23)

FIELD GOALS MADE
- **Career** 12 vs. Bismarck State (12/29/20)
- **D-I** 11 @ New Mexico (11/16/23)
- **Season** Same As D-I

FREE THROWS MADE
- **Career** 8, 2x, Last vs. Seattle U (1/7/23)
- **D-I** 8, 2x, Last vs. Seattle U (1/7/23)
- **Season** 7 @ New Mexico (11/16/23)

MINUTES
- **Career** 34, 2x, Last @ New Mexico (11/16/23)
- **D-I** Same As Career
- **Season** Same As Career

MISCELLANEOUS

	Season	Career
Double-Figure Points	1	36
Double-Doubles	1	19
20+ Points	1	6
Double-Figure Rebounds	3	25
5+ Offensive Rebounds	3	23
3+ Blocks	--	8

- **Go-To Food Place In Arlington:** Cartel Taco Bar

BIO BLAST

As a true freshman at Phoenix College (JUCO) in 2019-20, he averaged 12.1 PPG and 9.8 RPG and was named All-Conference Third Team and All-Region Second Team. Sophomore year in 2020-21 was canceled due to COVID.

2022-23: Finished 2nd on the team in scoring (10.9), 1st in rebounding (7.8) and tops in blocks (1.0) ... shot 54.9 percent from the floor (90-164) ... ranked 9th in the nation with 3.6 offensive rebounds per game ... had three contests of 8+ offensive boards and nine outings of 5+ ... responsible for five of UTA's six double-doubles on the year, which were tied for the 4th most in the WAC despite playing in just 24 games ... made 21 starts, but missed the final eight games of the year due to a hip injury ... 13 games of double-figure points and six performances of 10+ rebounds.

PAINT TOUCHES

- Received his undergraduate degree in universal studies, and is currently pursuing a second undergrad degree in broadcasting.
- Wants to be a sports agent or analyst when his playing career is over.
- Initially began rehab for his hip injury in June after receiving clearance, and in late August/early September he was given the go-ahead to resume all basketball activities, slowly working up to 100% by late October.
- Chicago Bears fan; was born in Macomb, Ill., and lived there for a few years before moving to Phoenix. His dream sports moment would be the Bears winning the Super Bowl.
- Ambidextrous – can do everything with both hands except shoot a basketball with his left.

GAME-BY-GAME STATS

				Total		3-Pointers		Free throws		Rebounds										
Opponent	Date	GS	MIN	FG-FGA	PCT	3FG-3FGA	PCT	FT-FTA	PCT	OFF	DEF	TOT	AVG	PF	A	TO	BLK	STL	PTS	AVG
Oral Roberts	11/06/2023	*	34:18	2-14	.143	0-0	.000	4-8	.500	6	8	14	14.0	0	1	1	1	1	8	8.0
UT Tyler	11/11/2023	*	19:35	4-8	.500	0-0	.000	1-2	.500	6	4	10	12.0	1	1	1	0	0	9	8.5
at New Mexico	11/16/2023	*	33:44	11-13	.846	0-1	.000	7-9	.778	7	4	11	11.7	4	1	1	2	0	29	15.3
Totals		**3**	**87:37**	**17-35**	**.486**	**0-1**	**.000**	**12-19**	**.632**	**19**	**16**	**35**	**11.7**	**5**	**3**	**3**	**3**	**1**	**46**	**15.3**

Player Averages

Games Played	Minutes/ game	Points/ game	FG Pct	3FG Pct	FT Pct	Rebounds/ game	Assists/ game	Turnovers/ game	Assist/Turnover ratio	Steals/ game	Blocks/ game
3	29.2	15.3	48.6	0.0	63.2	11.7	1.0	1.0	1.0	0.3	1.0

CAREER STATS (D-I ONLY)

				Field Goals		3-Point		F-Throws		Rebounds									Scoring	
SEASON	TEAM	GP-GS	MIN/AVG	FG-FGA	FG%	3FG-3FGA	3FG%	FT-FTA	FT%	OFF	DEF	TOT	AVG	PF-FO	A	TO	BLK	STL	PTS	AVG
2021-22	UTA	26-4	351/13.5	53-86	.616	0-1	.000	28-46	.609	47	52	99	3.8	62-1	10	19	8	8	134	5.2
2022-23	UTA	24-21	563/23.5	90-164	.549	3-6	.500	79-116	.681	87	101	188	7.8	70-2	19	45	23	12	262	10.9
2023-24	UTA	3-3	88/29.2	17-35	.486	0-1	.000	12-19	.632	19	16	35	11.7	5-0	3	3	3	1	46	15.3
TOTAL		**53-28**	**1002/18.9**	**160-285**	**.561**	**3-8**	**.375**	**119-181**	**.657**	**153**	**169**	**322**	**6.1**	**137-3**	**32**	**67**	**34**	**21**	**442**	**8.3**

23 STERLING GASTON-CHAPMAN

COMPLETE BIO

WICHITA, KS

JR. × G × 6-4 × 218

gas-TUN

@SGC03_ @officialsgc23

Previous School: Tulsa × High School: Campus

RECORD HIGHS

POINTS	
Career	11 @ South Florida (3/1/23)
Season	5 vs. UT Tyler (11/11/23)
REBOUNDS	
Career	7 @ Oregon State (11/7/22)
Season	2 vs. UT Tyler (11/11/23)
ASSISTS	
Career	3 @ Tulane (1/4/23)
Season	
STEALS	
Career	3 vs. UCF (2/26/23)
Season	1 vs. UT Tyler (11/11/23)
FIELD GOALS MADE	
Career	3, 5x, Last @ South Florida (3/1/23)
Season	2 vs. UT Tyler (11/11/23)
3-POINTERS MADE	
Career	1, 4x, Last @ South Florida (3/1/23)
Season	
FREE THROWS MADE	
Career	6 vs. Loyola Chicago (11/17/22)
Season	1 vs. UT Tyler (11/11/23)
MINUTES	
Career	31 @ South Florida (3/1/23)
Season	16 vs. UT Tyler (11/11/23)

BIO BLAST

2022-23: Made 18 starts and played in all 30 games, averaging 3.9 points and 3 rebounds per contest ... scored a season-high 11 points in the regular-season finale at South Florida (Mar. 1) ... reached at least eight points on five other occasions ... pulled down a season-most seven rebounds – five on the offensive end – at Oregon State in the season opener (Nov. 7) ... secured 5+ rebounds six times ... recorded multiple steals in five contests, led by a three-theft effort versus UCF (Feb. 26).

2021-22: Played in 17 games, averaging 1.5 points ... delivered a season-high seven points off the bench at UCF (Feb. 14) ... appeared in 13 of the final 14 games of the year after making his collegiate debut versus SMU (Dec. 29).

PAINT TOUCHES

- Became Campus High School's all-time leading scorer when he had 18 points, 18 rebounds and five assists in a win over Derby HS on Feb. 19 of his senior season in 2020-21.
- Averaged 19.1 points, 12.1 rebounds, 3.8 assists and 2.1 steals as a senior, earning all-state and all-metro honors.
- Named Kansas Class 6A Player of the Year as a junior after averaging 17.7 points, 6.8 rebounds, 3.2 assists and 2.5 steals, leading Campus to a 23-0 record before COVID shut down the season.
- Had a daughter (Nadiya) this summer.
- Career goal outside of basketball it to invest in, and give back to, the youth.
- His legal middle name is LeBron James: Sterling LeBron James Gaston-Chapman

MORE INFO ON THE MIDDLE NAME: PAGE 4

MISCELLANEOUS

	Season	Career
Double-Figure Points	--	1
20+ Points	--	--
Double-Doubles	--	--
5+ Rebounds	--	6
3+ 3-Pointers	--	--
2+ Steals	--	5

- **Favorite Restaurant:** Tasty Tails (New Orleans Seafood)
- **Bad Habits:** Procrastination & Biting His Nails
- **Gets His News From:** Instagram & YouTube.
- **Biggest Fear:** Not Accomplishing His Goals

GAME-BY-GAME STATS

				Total		3-Pointers		Free throws		Rebounds										
Opponent	Date	GS	MIN	FG-FGA	PCT	3FG-3FGA	PCT	FT-FTA	PCT	OFF	DEF	TOT	AVG	PF	A	TO	BLK	STL	PTS	AVG
Oral Roberts	11/06/2023		02:04	0-0	.000	0-0	.000	0-0	.000	1	0	1	1.0	0	0	0	0	0	0	0.0
UT Tyler	11/11/2023		15:42	2-4	.500	0-2	.000	1-1	1.000	0	2	2	1.5	1	0	1	0	1	5	2.5
Totals		**0**	**17:46**	**2-4**	**.500**	**0-2**	**.000**	**1-1**	**1.000**	**1**	**2**	**3**	**1.5**	**1**	**0**	**1**	**0**	**1**	**5**	**2.5**

Player Averages

Games Played	Minutes/ game	Points/ game	FG Pct	3FG Pct	FT Pct	Rebounds/ game	Assists/ game	Turnovers/ game	Assist/Turnover ratio	Steals/ game	Blocks/ game
2	8.9	2.5	50.0	0.0	100.0	1.5	0.0	0.5	0.0	0.5	0.0

CAREER STATS

				Field Goals		3-Point		F-Throws		Rebounds									Scoring	
SEASON	TEAM	GP-GS	MIN/AVG	FG-FGA	FG%	3FG-3FGA	3FG%	FT-FTA	FT%	OFF	DEF	TOT	AVG	PF-FO	A	TO	BLK	STL	PTS	AVG
2021-22	Tulsa	17-0	88/5.2	7-17	.412	1-5	.200	10-17	.588	9	5	14	0.8	19-1	0	6	1	3	25	1.5
2022-23	Tulsa	30-18	534/17.8	39-125	.312	3-27	.111	36-48	.750	39	52	91	3.0	71-3	10	26	7	24	117	3.9
2023-24	UTA	2-0	18/8.9	2-4	.500	0-2	.000	1-1	1.000	1	2	3	1.5	1-0	0	1	0	1	5	2.5
TOTAL FOR UTA		**2-0**	**18/8.9**	**2-4**	**.500**	**0-2**	**.000**	**1-1**	**1.000**	**1**	**2**	**3**	**1.5**	**1-0**	**0**	**1**	**0**	**1**	**5**	**2.5**
TOTAL		**49-18**	**640/13.1**	**48-146**	**.329**	**4-34**	**.118**	**47-66**	**.712**	**49**	**59**	**108**	**2.2**	**91-4**	**10**	**33**	**8**	**28**	**147**	**3.0**

24 DARRIUS MILES

OAK CLIFF, TX

JR. × C × 6-10 × 250

COMPLETE BIO

@big_baby_baller @thedarriusmiles

Previous Schools: Western Kentucky / Odessa College × High School: Oak Cliff Faith Family Academy

RECORD HIGHS

POINTS	
Career	12 vs. Loyalty College Prep (1/29/21)
D-I	7 vs. Kentucky State (11/12/22)
Season	4 vs. UT Tyler (11/11/23)
REBOUNDS	
Career	4 vs. Midland (3/6/21)
D-I	5 vs. UT Tyler (11/11/23)
Season	Same As D-I
OFFENSIVE REBOUNDS	
Career	3 vs. Loyalty College Prep (1/29/21)
D-I	2, 3x, Last vs. UT Tyler (11/11/23)
Season	2 vs. UT Tyler (11/11/23)
BLOCKS	
Career	2 vs. Midland (3/6/21)
D-I	
Season	
STEALS	
Career	1 vs. Clarendon (2/25/21)
D-I	
Season	
FIELD GOALS MADE	
Career	6 vs. Loyalty College Prep (1/29/21)
D-I	3 vs. Kentucky State (11/12/22)
Season	
FREE THROWS MADE	
Career	3 vs. Strength 'N Motion (2/11/21)
D-I	
Season	
MINUTES	
Career	16 vs. Loyalty College Prep (1/29/21)
D-I	13 vs. UT Tyler (11/11/23)
Season	Same As D-I

MISCELLANEOUS

	Season	Career
Double-Figure Points	--	1
Double-Doubles	--	--
20+ Points	--	--
3+ Offensive Rebounds	--	1
2+ Blocks	--	1

- **Go-To Food:** Henderson Chicken
- **Must-Have App:** Instagram

BIO BLAST

Transferred to UTA following two years at Western Kentucky and one semester at Odessa College.

2022-23: Appeared in 10 games ... averaged 1.3 points in just 2.7 minutes per contest ... shot 50 percent (6-12) from the field for the year ... logged a season-most five minutes at eventual NIT Champion North Texas (Mar. 4), scoring two points in that outing ... pulled down two rebounds versus Kentucky State and also South Carolina State (Nov. 26).

2021-22: Played in one game, recording four points and two rebounds in 10 minutes of action at Kentucky (Dec. 22).

PAINT TOUCHES

- Joined Odessa College midway through the COVID-impacted 2020-21 campaign. He appeared in 17 games, starting in late January, shooting 61% from the field for the year.
- Coming out of Oak Cliff Faith Family Academy he was rated as a 3-star prospect by 247Sports.
- Named All-District 10-4A First Team as a senior by the Dallas Morning News.
- Father, Derrick, is a pastor who currently has an online ministry every Sunday: Iwant2cuwin.org.
- Pet Peeve: People staring at him due to his height.
- Youngest of seven children by 10 years (3 brothers, 3 sisters).
- Mom, Lynn, was a national-renowned caterer; did numerous celebrity weddings.

GAME-BY-GAME STATS

				Total		3-Pointers		Free throws		Rebounds										
Opponent	Date	GS	MIN	FG-FGA	PCT	3FG-3FGA	PCT	FT-FTA	PCT	OFF	DEF	TOT	AVG	PF	A	TO	BLK	STL	PTS	AVG
UT Tyler	11/11/2023		13:22	2-3	.667	0-1	.000	0-0	.000	2	3	5	5.0	3	0	2	0	0	4	4.0
Totals		**0**	**13:22**	**2-3**	**.667**	**0-1**	**.000**	**0-0**	**.000**	**2**	**3**	**5**	**5.0**	**3**	**0**	**2**	**0**	**0**	**4**	**4.0**

Player Averages

Games Played	Minutes/ game	Points/ game	FG Pct	3FG Pct	FT Pct	Rebounds/ game	Assists/ game	Turnovers/ game	Assist/Turnover ratio	Steals/ game	Blocks/ game
1	13.4	4.0	66.7	0.0	0.0	5.0	0.0	2.0	0.0	0.0	0.0

CAREER STATS (D-I ONLY)

				Field Goals		3-Point		F-Throws		Rebounds									Scoring	
SEASON	TEAM	GP-GS	MIN/AVG	FG-FGA	FG%	3FG-3FGA	3FG%	FT-FTA	FT%	OFF	DEF	TOT	AVG	PF-FO	A	TO	BLK	STL	PTS	AVG
2021-22	WestKy	1-0	10/10.0	2-5	.400	0-1	.000	0-0	.000	2	0	2	2.0	2-0	0	0	0	0	4	4.0
2022-23	WestKy	10-0	27/2.7	6-12	.500	1-3	.333	0-2	.000	3	2	5	0.5	4-0	0	0	0	0	13	1.3
2023-24	UTA	1-0	13/13.4	2-3	.667	0-1	.000	0-0	.000	2	3	5	5.0	3-0	0	2	0	0	4	4.0
TOTAL FOR UTA		**1-0**	**13/13.4**	**2-3**	**.667**	**0-1**	**.000**	**0-0**	**.000**	**2**	**3**	**5**	**5.0**	**3-0**	**0**	**2**	**0**	**0**	**4**	**4.0**
TOTAL		**12-0**	**50/4.2**	**10-20**	**.500**	**1-5**	**.200**	**0-2**	**.000**	**7**	**5**	**12**	**1.0**	**9-0**	**0**	**2**	**0**	**0**	**21**	**1.8**

30 FABIO BASILI

ORLANDO, FL

SO. × G × 6-4 × 175

fah-bee-oh buh-silly

@BucketFobb @bucket.fob

COMPLETE BIO

Previous School: Louisville × High School: Oak Ridge

RECORD HIGHS

POINTS	
Career	7 @ New Mexico (11/16/23)
Season	Same As Career)
REBOUNDS	
Career	5 @ Virginia (3/4/23)
Season	4 vs. Oral Roberts (11/6/23)
ASSISTS	
Career	3, 2x, Last vs. UT Tyler (11/11/23)
Season	3 vs. UT Tyler (11/11/23)
STEALS	
Career	2 vs. Florida A&M (12/17/22)
Season	1 vs. Oral Roberts (11/6/23)
FIELD GOALS MADE	
Career	3, 3x, Last @ New Mexico (11/16/23)
Season	3, 2x, Last @ New Mexico (11/16/23)
3-POINTERS MADE	
Career	2 @ Notre Dame (1/28/23)
Season	1 @ New Mexico (11/16/23)
FREE THROWS MADE	
Career	3 vs. Maryland (11/29/22)
Season	
MINUTES	
Career	16, 3x, Last @ Virginia (3/4/23)
Season	13 vs. Oral Roberts (11/6/23)

BIO BLAST

Transferred from Louisville … 3-star recruit coming out of high school who chose Louisville over Kansas State, DePaul, Florida Atlantic and others … originally planned to be a part of the 2022 class, reclassified to 2023 and then returned to the 2022 class after completing some course work.

2022-23: Averaged 1.6 and 1.4 rebounds in limited minutes … delivered a trio of season-best six-point outings against Maryland (Nov. 29), Western Kentucky (Dec. 14) and Notre Dame (Jan. 28) … notched four rebounds versus Miami (Dec. 4) and Virginia Tech (Feb. 28) … secured a season-high five boards in the regular-season finale at Virginia (Mar. 4) … scored his first collegiate points against Arkansas (Nov. 21).

PAINT TOUCHES

- Member of the 2022-23 All-ACC Academic Men's Basketball Team.
- Scored more than 1,600 career points at Oak Ridge High School, helping his team to the state semifinals twice and the quarterfinals once.
- Averaged 19.6 points, 4.8 assists and 4.1 rebounds per game as a senior in 2021-22, shooting 55% from the field and 39% from 3-point range and receiving Honorable Mention All-State recognition.
- Best moment of his athletic career to this point was winning AAU Nationals and Peach Jam in the same year.
- Dad is from Italy; mom is from Zambia in southern Africa. His grandparents moved the family from Italy to Africa, where his parents met. His grandparents owned and operated a grocery shop in Zambia.

MISCELLANEOUS

	Season	Career
Double-Figure Points	--	--
20+ Points	--	--
3+ 3-Pointers	--	--
5+ Rebounds	--	1
Games w/ A Steal	1	9

- **Go-To Fast Food:** Chick-fil-A
- **Spare Time:** Fishing & Hunting
- **Bad Habit:** Too Much Screen Time
- **Pet Peeve:** Lying
- **Underrated Part Of His Game:** Dunking

GAME-BY-GAME STATS

				Total		3-Pointers		Free throws		Rebounds										
Opponent	Date	GS	MIN	FG-FGA	PCT	3FG-3FGA	PCT	FT-FTA	PCT	OFF	DEF	TOT	AVG	PF	A	TO	BLK	STL	PTS	AVG
Oral Roberts	11/06/2023		13:00	3-5	.600	0-2	.000	0-0	.000	1	3	4	4.0	0	2	2	1	1	6	6.0
UT Tyler	11/11/2023		08:11	0-0	.000	0-0	.000	0-0	.000	0	1	1	2.5	2	3	4	0	0	0	3.0
at New Mexico	11/16/2023		05:37	3-3	1.000	1-1	1.000	0-0	.000	0	0	0	1.7	2	0	0	0	0	7	4.3
Totals		**0**	**26:48**	**6-8**	**.750**	**1-3**	**.333**	**0-0**	**.000**	**1**	**4**	**5**	**1.7**	**4**	**5**	**6**	**1**	**1**	**13**	**4.3**

Player Averages

Games Played	Minutes/ game	Points/ game	FG Pct	3FG Pct	FT Pct	Rebounds/ game	Assists/ game	Turnovers/ game	Assist/Turnover ratio	Steals/ game	Blocks/ game
3	8.9	4.3	75.0	33.3	0.0	1.7	1.7	2.0	0.8	0.3	0.3

CAREER STATS

				Field Goals		3-Point		F-Throws		Rebounds									Scoring	
SEASON	TEAM	GP-GS	MIN/AVG	FG-FGA	FG%	3FG-3FGA	3FG%	FT-FTA	FT%	OFF	DEF	TOT	AVG	PF-FO	A	TO	BLK	STL	PTS	AVG
2022-23	LOU	17-0	138/8.1	10-37	.270	3-14	.214	4-7	.571	5	18	23	1.4	28-0	10	11	1	9	27	1.6
2023-24	UTA	3-0	27/8.9	6-8	.750	1-3	.333	0-0	.000	1	4	5	1.7	4-0	5	6	1	1	13	4.3
TOTAL FOR UTA		**3-0**	**27/8.9**	**6-8**	**.750**	**1-3**	**.333**	**0-0**	**.000**	**1**	**4**	**5**	**1.7**	**4-0**	**5**	**6**	**1**	**1**	**13**	**4.3**
TOTAL		**20-0**	**165/8.3**	**16-45**	**.356**	**4-17**	**.235**	**4-7**	**.571**	**6**	**22**	**28**	**1.4**	**32-0**	**15**	**17**	**2**	**10**	**40**	**2.0**

STARTING LINEUPS GAME-BY-GAME

DATE	OPPONENT	PG	SG	SF	PF	C	UTA RECORD
Nov. 6	Oral Roberts	Vining	Talbot	Gordon	Koroma	Wilson	1-0
Nov. 11	UT Tyler	Vining	Talbot	Gordon	Koroma	Wilson	2-0
Nov. 16	@ New Mexico	Vining	Talbot	Gordon	Koroma	Wilson	2-1
Nov. 19	@ #3Arizona						
Nov. 22	Alcorn State						
Nov. 25	Texas State						
Nov. 29	Abilene Christian*						
Dec. 2	@ Grand Canyon*						
Dec. 6	UNT Dallas						
Dec. 16	vs. Air Force						
Dec. 21	@ Texas Tech						
Dec. 23	@ North Texas						
Jan. 1	@ Texas						
Jan. 4	@ Tarleton State*						
Jan. 6	@ Stephen F. Austin*						
Jan. 11	Utah Valley*						
Jan. 13	Seattle U*						
Jan. 18	UTRGV*						
Jan. 20	@ Abilene Christian*						
Jan. 27	Grand Canyon*						
Feb. 1	@ Southern Utah*						
Feb. 3	@ Utah Tech*						
Feb. 8	@ California Baptist*						
Feb. 10	Stephen F. Austin*						
Feb. 15	Tarleton State*						
Feb. 17	@ UTRGV*						
Feb. 22	Southern Utah*						
Feb. 24	Utah Tech*						
Feb. 29	@ Seattle U*						
Mar. 2	@ Utah Valley*						
Mar. 7	California Baptist*						
Mar. 13-16	WAC Tournament						

COMBINATION INFO

Lineup	Combination	Times Used	Record	Last Used
1	Vining, Talbot, Gordon, Koroma, Wilson	3	2-1	Nov. 16

STARTING STREAKS & TOTALS

#	PLAYER	STREAK	2023-24	D-I CAREER	UTA CAREER	WAC PLAY
3	DaJuan Gordon	3	3	84	3	5
4	Akili Vining	3	3	3	3	--
5	Brandyn Talbot	3	3	7	7	--
11	Dwayne Koroma	3	3	15	3	--
22	Shemar Wilson	3	3	28	28	8

SPECIALTY POINT BREAKDOWN

		PAINT		OFF TURNOVERS		2ND CHANCE		FASTBREAK		BENCH	
DATE	OPPONENT	OPP.	UTA	OPP.	UTA	OPP.	UTA	OPP.	UTA	OPP.	UTA
Nov. 6	Oral Roberts	26	30	11	8	11	17	2	7	8	15
Nov. 11	UT Tyler	24	32	20	18	13	17	2	12	41	55
Nov. 16	@ New Mexico	44	48	11	7	8	22	16	3	5	27
Nov. 19	@ #3Arizona										
Nov. 22	Alcorn State										
Nov. 25	Texas State										
Nov. 29	Abilene Christian*										
Dec. 2	@ Grand Canyon*										
Dec. 6	UNT Dallas										
Dec. 16	vs. Air Force										
Dec. 21	@ Texas Tech										
Dec. 23	@ North Texas										
Jan. 1	@ Texas										
Jan. 4	@ Tarleton State*										
Jan. 6	@ Stephen F. Austin*										
Jan. 11	Utah Valley*										
Jan. 13	Seattle U*										
Jan. 18	UTRGV*										
Jan. 20	@ Abilene Christian*										
Jan. 27	Grand Canyon*										
Feb. 1	@ Southern Utah*										
Feb. 3	@ Utah Tech*										
Feb. 8	@ California Baptist*										
Feb. 10	Stephen F. Austin*										
Feb. 15	Tarleton State*										
Feb. 17	@ UTRGV*										
Feb. 22	Southern Utah*										
Feb. 24	Utah Tech*										
Feb. 29	@ Seattle U*										
Mar. 2	@ Utah Valley*										
Mar. 7	California Baptist*										
Mar. 13-16	WAC Tournament										

HALF STATISTICAL COMPARISONS

FOR UTA...

Most 1st-Half Points / vs. D-I Opponent ..... 50 vs. UT Tyler (Nov. 11) / 36 @ New Mexico (Nov. 16)
Fewest 1st-Half Points ..... 31 vs. Oral Roberts (Nov. 6)

Most 2nd-Half Points / vs. D-I Opponent ..... 45 vs. UT Tyler (Nov. 11) / 44, 2x, Last @ New Mexico (Nov. 16)
Fewest 2nd-Half Points ..... 44, 2x, Last @ New Mexico (Nov. 16)

Largest Halftime Lead ..... 26 vs. UT Tyler (Nov. 11)
Largest Halftime Deficit ..... 12 (48-36) @ New Mexico (Nov. 16)

Largest Lead @ Any Point / vs. D-I Opponent ..... 39 (4:03 2nd) vs. UT Tyler (Nov. 11) / 6 (3:52 2nd) vs. Oral Roberts (Nov. 6)

FOR OPPONENT...

Most 1st-Half Points ..... 48, New Mexico (Nov. 16)
Fewest 1st-Half Points / D-I Opponent ..... 24, UT Tyler (Nov. 11) / 36, Oral Roberts (Nov. 6)

Most 2nd-Half Points ..... 40, UT Tyler (Nov. 11)
Fewest 2nd-Half Points ..... 34, New Mexico (Nov. 16)

Largest Lead @ Any Point ..... 11 (17:12 2nd), Oral Roberts (Nov. 6)

GAME BOXES & QUICK SNAPSHOTS

ORAL ROBERTS — W, 75–71

Oral Roberts - 71 Record: 0-1

NO.	Name		Min	FG M-A	3P M-A	FT M-A	Rebounds OR	DR	TOT	Fouls PF	FD	TP	AS	TO	ST	Blocks BS	BA	+/-
14	DeShang Weaver	F	37:02	7-10	3-5	0-0	2	4	6	4	0	17	0	1	2	8	0	0
22	Josh Jones	C	12:32	1-3	0-0	0-0	1	4	5	5	0	2	2	1	0	1	0	4
2	Kareem Thompson	G	40:00	7-12	4-7	2-5	1	4	5	3	3	20	5	2	1	0	0	-4
10	Issac McBride	G	40:00	3-18	2-12	4-4	0	2	2	1	3	12	1	1	0	0	2	-4
35	Jailen Bedford	G	37:13	3-12	1-5	5-10	1	3	4	2	7	12	1	0	1	0	0	2
20	Trey Phipps		02:47	0-0	0-0	0-0	0	0	0	2	0	0	0	1	0	0	0	-6
23	Sir Issac Herron		04:46	0-0	0-0	0-0	1	1	2	2	0	0	0	0	0	0	0	-8
12	Jalen Miller		25:40	3-5	0-2	2-3	0	3	3	2	3	8	1	0	1	0	0	-4
Team							1	6	7			0		0				
Totals				24-60	10-31	13-22	7	27	34	21	16	71	10	6	5	9	2	-4

Technical Fouls:NONE

Shooting By Period		
1st FG%	13-30	43.3%
3PT%	6-16	37.5%
FT%	4-8	50%
2nd FG%	11-30	36.7%
3PT%	4-15	26.7%
FT%	9-14	64.3%
GM FG%	24-60	40.0%
3PT%	10-31	32.3%
FT%	13-22	59.1%

Dead Ball Rebounds: 5, 0

UT Arlington - 75 Record: 1-0

NO.	Name		Min	FG M-A	3P M-A	FT M-A	Rebounds OR	DR	TOT	Fouls PF	FD	TP	AS	TO	ST	Blocks BS	BA	+/-
11	Dwayne Koroma	F	26:56	1-2	0-1	1-2	6	5	11	4	2	3	0	3	0	0	0	2
22	Shemar Wilson	F	34:18	2-14	0-0	4-8	6	8	14	0	7	8	1	1	1	1	5	-2
3	DaJuan Gordon	G	35:27	8-20	1-8	7-7	5	9	14	2	6	24	0	3	2	0	1	-1
4	Akili Vining	G	33:22	5-12	4-7	0-0	0	3	3	3	1	14	1	1	0	0	0	5
5	Brandyn Talbot	G	26:17	3-8	3-5	2-2	2	1	3	2	1	11	5	2	1	0	1	0
00	Aaron Cash		06:46	0-3	0-0	0-0	0	0	0	0	0	0	0	0	0	0	1	-2
2	Makaih Williams		18:30	2-4	1-2	3-4	0	2	2	5	3	8	5	0	0	0	1	9
12	Freds Pauls Bagatskis		03:20	0-1	0-1	1-2	0	0	0	0	1	1	0	0	0	0	0	-3
30	Fabio Basili		13:00	3-5	0-2	0-0	1	3	4	0	0	6	2	2	1	1	0	12
23	Sterling Gaston-Chapman		02:04	0-0	0-0	0-0	1	0	1	0	0	0	0	0	0	0	0	0
Team							1	2	3			0		0				
Totals				24-69	9-26	18-25	22	33	55	16	21	75	14	12	5	2	9	4

Technical Fouls:NONE

Shooting By Period		
1st FG%	10-35	28.6%
3PT%	4-10	40.0%
FT%	7-10	70%
2nd FG%	14-34	41.2%
3PT%	5-16	31.3%
FT%	11-15	73.3%
GM FG%	24-69	34.8%
3PT%	9-26	34.6%
FT%	18-25	72.0%

Dead Ball Rebounds: 3, 0

	ORU	UTA
Biggest lead	11 (2nd 17:27)	6 (2nd 3:55)
Best Scoring Run	9(1st 4:04)	7(1st 11:35)
Lead Changes	8	
Times Tied	7	
Time with Lead	24:13	14:11

Points from	ORU	UTA
Turnovers	11	8
Paint	26	30
Second Chance	11	17
Fast Breaks	2	7
Bench	8	15

Period by Period Scoring	1st	2nd	TOT
ORU	36	35	71
UTA	31	44	75

Trailing by as much as 11 early in the 2nd half, UTA eventually took a 65-59 lead with under 4 minutes remaining and used a pair of Gordon free throws with 5 seconds left to ice it.

UT TYLER — W, 95–64

UT Tyler - 64 Record: 0-1

NO.	Name		Min	FG M-A	3P M-A	FT M-A	Rebounds OR	DR	TOT	Fouls PF	FD	TP	AS	TO	ST	Blocks BS	BA	+/-
6	Alec Zambie	F	19:48	2-9	0-1	0-0	1	4	5	1	0	4	3	3	0	0	0	-16
15	Juan Pablo Camargo	F	24:04	1-5	0-0	3-6	1	1	2	4	5	5	2	0	2	0	0	-15
21	Nikolas Gustavson	F	16:44	2-3	2-3	0-0	1	0	1	2	0	6	0	3	0	0	0	-19
11	Jonathan Jackson	G	27:37	3-7	2-5	0-0	1	3	4	0	1	8	2	1	2	0	0	-26
13	Donta Dawson Jr.	G	13:09	0-2	0-0	0-0	0	1	1	1	0	0	0	1	0	0	0	-18
10	Terrell Wilson		14:27	2-8	1-3	2-2	1	1	2	2	1	7	1	2	1	0	0	-9
12	Khalik Gardner		14:53	4-10	2-4	4-6	2	3	5	1	4	14	3	1	0	0	0	-4
1	David Ayala		09:09	0-1	0-0	0-0	1	0	1	1	1	0	1	2	0	0	0	-3
5	John Barbee		13:47	4-8	0-0	0-0	0	1	1	0	2	8	0	1	0	0	1	-12
23	Andre Skelin		03:01	0-2	0-2	0-0	1	1	2	0	0	0	0	0	0	0	0	-7
2	Ryan Zambie		08:07	0-1	0-0	0-0	1	0	1	2	0	0	1	1	1	0	0	1
32	Lathan Wigington		01:38	0-0	0-0	0-0	0	0	0	0	0	0	0	0	0	0	0	-2
33	Ryan Swan		08:51	1-2	0-1	0-0	0	1	1	0	0	2	1	0	0	0	0	-10
4	David Vuckovic		13:15	3-4	0-0	1-1	2	1	3	1	2	7	0	0	0	0	0	-8
22	Michel Loftin		05:55	1-2	1-2	0-0	0	0	0	0	0	3	0	0	0	0	0	-12
14	Jesse Fuller		05:35	0-0	0-0	0-0	0	0	0	0	0	0	1	0	0	0	0	5
Team							0	4	4			0		0				
Totals				23-64	8-21	10-15	12	21	33	15	16	64	15	15	6	0	1	-31

Technical Fouls:NONE

Shooting By Period		
1st FG%	9-33	27.3%
3PT%	1-9	11.1%
FT%	5-6	83.3%
2nd FG%	14-31	45.2%
3PT%	7-12	58.3%
FT%	5-9	55.6%
GM FG%	23-64	35.9%
3PT%	8-21	38.1%
FT%	10-15	66.7%

Dead Ball Rebounds: 1, 0

UT Arlington - 95 Record: 2-0

NO.	Name		Min	FG M-A	3P M-A	FT M-A	Rebounds OR	DR	TOT	Fouls PF	FD	TP	AS	TO	ST	Blocks BS	BA	+/-
11	Dwayne Koroma	F	21:03	3-7	0-3	0-0	1	4	5	2	0	6	2	0	1	1	0	26
22	Shemar Wilson	F	19:35	4-8	0-0	1-2	6	4	10	1	1	9	1	1	0	0	0	21
3	DaJuan Gordon	G	23:06	5-9	4-7	0-0	1	10	11	1	3	14	4	2	4	0	0	26
4	Akili Vining	G	17:54	2-4	2-3	0-0	1	2	3	1	0	6	3	1	0	0	0	18
5	Brandyn Talbot	G	17:38	2-6	1-5	0-0	0	0	0	0	0	5	5	2	0	0	0	21
00	Aaron Cash		14:47	3-5	0-0	0-0	3	1	4	0	0	6	2	0	1	0	0	16
2	Makaih Williams		17:41	3-6	2-5	3-4	1	2	3	4	7	11	6	2	0	0	0	16
12	Freds Pauls Bagatskis		17:55	3-7	3-6	2-3	0	3	3	0	1	11	0	0	0	0	0	4
24	Darrius Miles		13:22	2-3	0-1	0-0	2	3	5	3	1	4	0	2	0	0	0	-4
30	Fabio Basili		08:11	0-0	0-0	0-0	0	1	1	2	0	0	3	4	0	0	0	-8
23	Sterling Gaston-Chapman		15:42	2-4	0-2	1-1	0	2	2	1	1	5	0	1	1	0	0	9
13	Kade Douglas		13:06	5-11	5-11	3-3	0	1	1	1	1	18	0	0	0	0	0	8
Team							0	0	0			0		0				
Totals				34-70	17-43	10-13	15	33	48	16	15	95	26	15	7	1	0	31

Technical Fouls:NONE

Shooting By Period		
1st FG%	16-31	51.6%
3PT%	9-20	45.0%
FT%	9-12	75%
2nd FG%	18-39	46.2%
3PT%	8-23	34.8%
FT%	1-1	100%
GM FG%	34-70	48.6%
3PT%	17-43	39.5%
FT%	10-13	76.9%

Dead Ball Rebounds: 3, 0

	UTT	UTA
Biggest lead	0 (1st 20:00)	39 (2nd 4:03)
Best Scoring Run	9(1st 10:02)	18(1st 14:20)
Lead Changes	0	
Times Tied	0	
Time with Lead	00:00	39:35

Points from	UTT	UTA
Turnovers	20	18
Paint	24	32
Second Chance	13	17
Fast Breaks	2	12
Bench	41	55

Period by Period Scoring	1st	2nd	TOT
UTT	24	40	64
UTA	50	45	95

@ NEW MEXICO — L, 82–80

UT Arlington - 80 Record: 2-1

NO.	Name		Min	FG M-A	3P M-A	FT M-A	Rebounds OR	DR	TOT	Fouls PF	FD	TP	AS	TO	ST	Blocks BS	BA	+/-
11	Dwayne Koroma	F	24:51	0-0	0-0	0-0	2	3	5	5	0	0	2	1	1	0	0	-6
22	Shemar Wilson	F	33:44	11-13	0-1	7-9	7	4	11	4	7	29	1	1	0	2	0	-6
3	DaJuan Gordon	G	35:42	5-17	0-6	3-4	3	11	14	3	4	13	5	4	0	0	4	3
4	Akili Vining	G	21:01	2-5	0-2	0-0	0	1	1	2	0	4	1	1	1	0	1	0
5	Brandyn Talbot	G	27:39	3-10	1-5	0-0	1	6	7	3	0	7	2	1	1	0	0	6
2	Makaih Williams		25:35	2-8	1-3	5-7	0	1	1	2	5	10	0	4	0	0	0	-3
00	Aaron Cash		21:12	3-5	1-2	0-0	0	3	3	2	0	7	0	0	0	0	0	8
13	Kade Douglas		04:39	1-4	1-3	0-0	1	0	1	1	0	3	0	0	0	0	1	-4
30	Fabio Basili		05:37	3-3	1-1	0-0	0	0	0	2	0	7	0	0	0	0	0	-8
Team							1	1	2			0		2				
Totals				30-65	5-23	15-20	15	30	45	24	16	80	11	14	3	2	6	-2

Technical Fouls: Basili 1st1:55Wilson 2nd6:18Wilson 2nd3:10Koroma 2nd3:10

Shooting By Period		
1st FG%	13-29	44.8%
3PT%	3-11	27.3%
FT%	7-11	63.6%
2nd FG%	17-36	47.2%
3PT%	2-12	16.7%
FT%	8-9	88.9%
GM FG%	30-65	46.2%
3PT%	5-23	21.7%
FT%	15-20	75.0%

Dead Ball Rebounds: 2, 0

New Mexico - 82 Record: 2-1

NO.	Name		Min	FG M-A	3P M-A	FT M-A	Rebounds OR	DR	TOT	Fouls PF	FD	TP	AS	TO	ST	Blocks BS	BA	+/-
15	JT Toppin	F	26:47	7-11	0-1	1-2	4	6	10	2	3	15	0	1	0	1	0	8
23	Nelly Joseph	F	22:03	1-2	0-0	3-4	1	4	5	3	3	5	0	0	0	3	0	-6
0	Jemarl Baker Jr.	G	28:28	0-4	0-3	3-4	0	1	1	4	2	3	2	0	1	1	0	0
2	Donovan Dent	G	33:41	11-18	1-3	2-3	1	1	2	3	3	25	5	4	2	1	1	9
5	Jamal Mashburn, Jr.	G	36:47	9-23	2-5	9-13	0	1	1	0	6	29	1	0	0	0	1	-1
22	Mustapha Amzil		18:33	0-2	0-2	0-0	1	3	4	2	2	0	0	0	0	0	0	-6
3	Tru Washington		17:13	2-6	1-3	0-0	2	1	3	2	0	5	0	2	1	0	0	3
11	Quinton Webb		03:51	0-1	0-1	0-0	0	1	1	0	0	0	0	0	0	0	0	-5
12	Isaac Mushila		12:38	0-2	0-1	0-0	2	1	3	2	1	0	0	1	0	0	0	8
Team							3	3	6			0		0				
Totals				30-69	4-19	18-26	14	22	36	18	20	82	8	8	4	6	2	2

Technical Fouls: Amzil 2nd3:10Washington 2nd3:10

Shooting By Period		
1st FG%	18-36	50.0%
3PT%	3-10	30.0%
FT%	9-13	69.2%
2nd FG%	12-33	36.4%
3PT%	1-9	11.1%
FT%	9-13	69.2%
GM FG%	30-69	43.5%
3PT%	4-19	21.1%
FT%	18-26	69.2%

Dead Ball Rebounds: 3, 1

	UTA	UNM
Biggest lead	2 (1st 19:00)	12 (1st 0:04)
Best Scoring Run	6(2nd 3:42)	8(1st 2:57)
Lead Changes	3	
Times Tied	7	
Time with Lead	01:41	32:52

Points from	UTA	UNM
Turnovers	7	11
Paint	48	44
Second Chance	22	8
Fast Breaks	3	16
Bench	27	5

Period by Period Scoring	1st	2nd	TOT
UTA	36	44	80
UNM	48	34	82

UTA erased a 10-point deficit with 5 minutes, tied the game with 5 seconds remaining on a Makaih Williams 3-pointer but UNM's Donovan Dent hit a buzzer-beating layup.

@ #3 ARIZONA

ALCORN STATE

TEXAS STATE

2023-24 OVERALL SEASON STATS

Game Records

Record	Overall	Home	Away	Neutral
ALL GAMES	2-1	2-0	0-1	0-0
CONFERENCE	0-0	0-0	0-0	0-0
NON-CONFERENCE	2-1	2-0	0-1	0-0

Score by Periods

Team	1st	2nd	OT	TOT
UT Arlington	117	133	0	250
Opponents	108	109	0	217

Team Box Score

No.	Player				Total		3-Point		F-Throw		Rebounds											
		GP-GS	MIN	AVG	FG-FGA	FG%	3FG-3FGA	3FG%	FT-FTA	FT%	OFF	DEF	TOT	AVG	PF	DQ	A	TO	BLK	STL	PTS	AVG
3	GORDON, DaJuan	3-3	94:15	31.4	18-46	.391	5-21	.238	10-11	.909	9	30	39	13.0	6	0	9	9	0	6	51	17.0
22	WILSON, Shemar	3-3	87:37	29.2	17-35	.486	0-1	.000	12-19	.632	19	16	35	11.7	5	0	3	3	3	1	46	15.3
13	DOUGLAS, Kade	2-0	17:45	8.9	6-15	.400	6-14	.429	3-3	1.000	1	1	2	1.0	2	0	0	0	0	0	21	10.5
2	WILLIAMS, Makaih	3-0	61:46	20.6	7-18	.389	4-10	.400	11-15	.733	1	5	6	2.0	11	1	11	6	0	0	29	9.7
4	VINING, Akili	3-3	72:17	24.1	9-21	.429	6-12	.500	0-0	.000	1	6	7	2.3	6	0	5	3	0	1	24	8.0
5	TALBOT, Brandyn	3-3	71:34	23.9	8-24	.333	5-15	.333	2-2	1.000	3	7	10	3.3	5	0	12	5	0	2	23	7.7
12	BAGATSKIS, Freds Pauls	2-0	21:15	10.6	3-8	.375	3-7	.429	3-5	.600	0	3	3	1.5	0	0	0	0	0	0	12	6.0
00	CASH, Aaron	3-0	42:45	14.3	6-13	.462	1-2	.500	0-0	.000	3	4	7	2.3	2	0	2	0	0	1	13	4.3
30	BASILI, Fabio	3-0	26:48	8.9	6-8	.750	1-3	.333	0-0	.000	1	4	5	1.7	4	0	5	6	1	1	13	4.3
24	MILES, Darrius	1-0	13:22	13.4	2-3	.667	0-1	.000	0-0	.000	2	3	5	5.0	3	0	0	2	0	0	4	4.0
11	KOROMA, Dwayne	3-3	72:50	24.3	4-9	.444	0-4	.000	1-2	.500	9	12	21	7.0	11	1	4	4	1	2	9	3.0
23	GASTON-CHAPMAN, Sterling	2-0	17:46	8.9	2-4	.500	0-2	.000	1-1	1.000	1	2	3	1.5	1	0	0	1	0	1	5	2.5
Team											2	3	5					2				
Total		**3**	**600**		**88-204**	**.431**	**31-92**	**.337**	**43-58**	**.741**	**52**	**96**	**148**	**49.3**	**56**	**2**	**51**	**41**	**5**	**15**	**250**	**83.3**
Opponents		**3**	**600**		**77-193**	**.399**	**22-71**	**.310**	**41-63**	**.651**	**33**	**70**	**103**	**34.3**	**54**	**1**	**33**	**29**	**15**	**15**	**217**	**72.3**

Team Statistics

	UTA	OPP
Scoring	**250**	**217**
Points per game	83.3	72.3
Scoring margin	+11.0	-
Field goals-att	**88-204**	**77-193**
Field goal pct	.431	.399
3 point fg-att	**31-92**	**22-71**
3-point FG pct	.337	.310
3-pt FG made per game	10.3	7.3
Free throws-att	**43-58**	**41-63**
Free throw pct	.741	.651
F-Throws made per game	14.3	13.7
Rebounds	**148**	**103**
Rebounds per game	49.3	34.3
Rebounding margin	+15.0	-
Assists	**51**	**33**
Assists per game	17.0	11.0
Turnovers	**41**	**29**
Turnovers per game	13.7	9.7
Turnover margin	-4.0	-
Assist/turnover ratio	1.2	1.1
Steals	**15**	**15**
Steals per game	5.0	5.0
Blocks	**5**	**15**
Blocks per game	1.7	5.0
Winning streak	**0**	**-**
Home win streak	2	-
Attendance	**4697**	**10484**
Home games-Avg/Game	2-2349	1-10484
Neutral site-Avg/Game	-	0-0

Team Results

Date	Opponent		Score	Att.
11/06/2023	Oral Roberts	W	75-71	2185
11/11/2023	UT Tyler	W	95-64	2512
11/16/2023	at New Mexico	L	80-82	10484

UTA GAME-BY-GAME STATS

				Total		3-Pointers		Free throws		Rebounds										
Opponent	**Date**	**Score**		**FG-FGA**	**PCT**	**3FG-3FGA**	**PCT**	**FT-FTA**	**PCT**	**OFF**	**DEF**	**TOT**	**AVG**	**PF**	**A**	**TO**	**BLK**	**STL**	**PTS**	**AVG**
Oral Roberts	11/06/2023	75-71	W	24-60	.400	10-31	.323	13-22	.591	7	27	34	34.0	21	10	6	9	5	71	71.0
UT Tyler	11/11/2023	95-64	W	23-64	.359	8-21	.381	10-15	.667	12	21	33	33.5	15	15	15	0	6	64	67.5
at New Mexico	11/16/2023	80-82	L	30-69	.435	4-19	.211	18-26	.692	14	22	36	34.3	18	8	8	6	4	82	72.3
Total		**217**		**77-193**	**.399**	**22-71**	**.310**	**41-63**	**.651**	**33**	**70**	**103**	**34.3**	**54**	**33**	**29**	**15**	**15**	**217**	**72.3**
UT Arlington		250		88-204	.431	31-92	.337	43-58	.741	52	96	148	49.3	56	51	41	5	15	250	83.3

OPPONENT GAME-BY-GAME STATS

				Total		3-Pointers		Free throws		Rebounds										
Opponent	**Date**	**Score**		**FG-FGA**	**PCT**	**3FG-3FGA**	**PCT**	**FT-FTA**	**PCT**	**OFF**	**DEF**	**TOT**	**AVG**	**PF**	**A**	**TO**	**BLK**	**STL**	**PTS**	**AVG**
Oral Roberts	11/06/2023	75-71	W	24-69	.348	9-26	.346	18-25	.720	22	33	55	55.0	16	14	12	2	5	75	75.0
UT Tyler	11/11/2023	95-64	W	34-70	.486	17-43	.395	10-13	.769	15	33	48	51.5	16	26	15	1	7	95	85.0
at New Mexico	11/16/2023	80-82	L	30-65	.462	5-23	.217	15-20	.750	15	30	45	49.3	24	11	14	2	3	80	83.3
Total		**250**		**88-204**	**.431**	**31-92**	**.337**	**43-58**	**.741**	**52**	**96**	**148**	**49.3**	**56**	**51**	**41**	**5**	**15**	**250**	**83.3**
Opponents		217		77-193	.399	22-71	.310	41-63	.651	33	70	103	34.3	54	33	29	15	15	217	72.3

UTA / OPPONENT PLAYER GAME HIGHS

UT Arlington - Individual Game Highs

POINTS	29		Shemar Wilson at New Mexico (11/16/2023)
	24		DaJuan Gordon vs Oral Roberts (11/06/2023)
	18		Kade Douglas vs UT Tyler (11/11/2023)
	14		DaJuan Gordon vs UT Tyler (11/11/2023)
	14		Akili Vining vs Oral Roberts (11/06/2023)
FIELD GOALS MADE	11		Shemar Wilson at New Mexico (11/16/2023)
	8		DaJuan Gordon vs Oral Roberts (11/06/2023)
FIELD GOAL ATTEMPTS	20		DaJuan Gordon vs Oral Roberts (11/06/2023)
	17		DaJuan Gordon at New Mexico (11/16/2023)
FIELD GOAL PERCENTAGE (min 5 made)	.846	(11-13)	Shemar Wilson at New Mexico (11/16/2023)
	.556	(5-9)	DaJuan Gordon vs UT Tyler (11/11/2023)
3 PT FG MADE	5		Kade Douglas vs UT Tyler (11/11/2023)
	4		DaJuan Gordon vs UT Tyler (11/11/2023)
	4		Akili Vining vs Oral Roberts (11/06/2023)
3 PT FG ATTEMPTS	11		Kade Douglas vs UT Tyler (11/11/2023)
	8		DaJuan Gordon vs Oral Roberts (11/06/2023)
3 PT FG PERCENTAGE (min 2 made)	.667	(2-3)	Akili Vining vs UT Tyler (11/11/2023)
	.600	(3-5)	Brandyn Talbot vs Oral Roberts (11/06/2023)
FREE THROWS MADE	7		Shemar Wilson at New Mexico (11/16/2023)
	7		DaJuan Gordon vs Oral Roberts (11/06/2023)
FREE THROW ATTEMPTS	9		Shemar Wilson at New Mexico (11/16/2023)
	8		Shemar Wilson vs Oral Roberts (11/06/2023)
FREE THROW PERCENTAGE (min 3 made)	1.000	(7-7)	DaJuan Gordon vs Oral Roberts (11/06/2023)
	1.000	(3-3)	Kade Douglas vs UT Tyler (11/11/2023)
REBOUNDS	14		DaJuan Gordon at New Mexico (11/16/2023)
	14		Shemar Wilson vs Oral Roberts (11/06/2023)
	14		DaJuan Gordon vs Oral Roberts (11/06/2023)
ASSISTS	6		Makaih Williams vs UT Tyler (11/11/2023)
	5		DaJuan Gordon at New Mexico (11/16/2023)
	5		Brandyn Talbot vs UT Tyler (11/11/2023)
	5		Brandyn Talbot vs Oral Roberts (11/06/2023)
	5		Makaih Williams vs Oral Roberts (11/06/2023)
STEALS	4		DaJuan Gordon vs UT Tyler (11/11/2023)
	2		DaJuan Gordon vs Oral Roberts (11/06/2023)
BLOCKED SHOTS	2		Shemar Wilson at New Mexico (11/16/2023)
	1		Dwayne Koroma vs UT Tyler (11/11/2023)
	1		Shemar Wilson vs Oral Roberts (11/06/2023)
	1		Fabio Basili vs Oral Roberts (11/06/2023)
TURNOVERS	4		Makaih Williams at New Mexico (11/16/2023)
	4		DaJuan Gordon at New Mexico (11/16/2023)
	4		Fabio Basili vs UT Tyler (11/11/2023)
FOULS	5		Dwayne Koroma at New Mexico (11/16/2023)
	5		Makaih Williams vs Oral Roberts (11/06/2023)

Opponent - Individual Game Highs

POINTS	29		Jamal Mashburn, Jr. at New Mexico (11/16/2023)
	25		Donovan Dent at New Mexico (11/16/2023)
	20		Kareem Thompson vs Oral Roberts (11/06/2023)
	17		DeShang Weaver vs Oral Roberts (11/06/2023)
	15		JT Toppin at New Mexico (11/16/2023)
FIELD GOALS MADE	11		Donovan Dent at New Mexico (11/16/2023)
	9		Jamal Mashburn, Jr. at New Mexico (11/16/2023)
FIELD GOAL ATTEMPTS	23		Jamal Mashburn, Jr. at New Mexico (11/16/2023)
	18		Donovan Dent at New Mexico (11/16/2023)
	18		Issac McBride vs Oral Roberts (11/06/2023)
FIELD GOAL PERCENTAGE (min 5 made)	.700	(7-10)	DeShang Weaver vs Oral Roberts (11/06/2023)
	.636	(7-11)	JT Toppin at New Mexico (11/16/2023)
3 PT FG MADE	4		Kareem Thompson vs Oral Roberts (11/06/2023)
	3		DeShang Weaver vs Oral Roberts (11/06/2023)
3 PT FG ATTEMPTS	12		Issac McBride vs Oral Roberts (11/06/2023)
	7		Kareem Thompson vs Oral Roberts (11/06/2023)
3 PT FG PERCENTAGE (min 2 made)	.667	(2-3)	Nikolas Gustavson vs UT Tyler (11/11/2023)
	.600	(3-5)	DeShang Weaver vs Oral Roberts (11/06/2023)
FREE THROWS MADE	9		Jamal Mashburn, Jr. at New Mexico (11/16/2023)
	5		Jailen Bedford vs Oral Roberts (11/06/2023)
FREE THROW ATTEMPTS	13		Jamal Mashburn, Jr. at New Mexico (11/16/2023)
	10		Jailen Bedford vs Oral Roberts (11/06/2023)
FREE THROW PERCENTAGE (min 3 made)	1.000	(4-4)	Issac McBride vs Oral Roberts (11/06/2023)
	.750	(3-4)	Jemarl Baker Jr. at New Mexico (11/16/2023)
	.750	(3-4)	Nelly Joseph at New Mexico (11/16/2023)
REBOUNDS	10		JT Toppin at New Mexico (11/16/2023)
	6		DeShang Weaver vs Oral Roberts (11/06/2023)
ASSISTS	5		Donovan Dent at New Mexico (11/16/2023)
	5		Kareem Thompson vs Oral Roberts (11/06/2023)
STEALS	2		Donovan Dent at New Mexico (11/16/2023)
	2		Juan Pablo Camargo vs UT Tyler (11/11/2023)
	2		Jonathan Jackson vs UT Tyler (11/11/2023)
	2		DeShang Weaver vs Oral Roberts (11/06/2023)
BLOCKED SHOTS	8		DeShang Weaver vs Oral Roberts (11/06/2023)
	3		Nelly Joseph at New Mexico (11/16/2023)
TURNOVERS	4		Donovan Dent at New Mexico (11/16/2023)
	3		Alec Zambie vs UT Tyler (11/11/2023)
	3		Nikolas Gustavson vs UT Tyler (11/11/2023)
FOULS	5		Josh Jones vs Oral Roberts (11/06/2023)
	4		Jemarl Baker Jr. at New Mexico (11/16/2023)
	4		Juan Pablo Camargo vs UT Tyler (11/11/2023)
	4		DeShang Weaver vs Oral Roberts (11/06/2023)

UTA / OPPONENT TEAM GAME HIGHS & LOWS

UT Arlington - Game Highs

POINTS	95		UT Tyler (11/11/2023)
	80		at New Mexico (11/16/2023)
	75		Oral Roberts (11/06/2023)
FIELD GOALS MADE	34		UT Tyler (11/11/2023)
	30		at New Mexico (11/16/2023)
FIELD GOAL ATTEMPTS	70		UT Tyler (11/11/2023)
	69		Oral Roberts (11/06/2023)
FIELD GOAL PERCENTAGE	.486	(34-70)	UT Tyler (11/11/2023)
	.462	(30-65)	at New Mexico (11/16/2023)
3 PT FG MADE	17		UT Tyler (11/11/2023)
	9		Oral Roberts (11/06/2023)
3 PT FG ATTEMPTS	43		UT Tyler (11/11/2023)
	26		Oral Roberts (11/06/2023)
3 PT FG PERCENTAGE	.395	(17-43)	UT Tyler (11/11/2023)
	.346	(9-26)	Oral Roberts (11/06/2023)
FREE THROWS MADE	18		Oral Roberts (11/06/2023)
	15		at New Mexico (11/16/2023)
FREE THROW ATTEMPTS	25		Oral Roberts (11/06/2023)
	20		at New Mexico (11/16/2023)
FREE THROW PERCENTAGE	.769	(10-13)	UT Tyler (11/11/2023)
	.750	(15-20)	at New Mexico (11/16/2023)
REBOUNDS	55		Oral Roberts (11/06/2023)
	48		UT Tyler (11/11/2023)
ASSISTS	26		UT Tyler (11/11/2023)
	14		Oral Roberts (11/06/2023)
STEALS	7		UT Tyler (11/11/2023)
	5		Oral Roberts (11/06/2023)
BLOCKED SHOTS	2		at New Mexico (11/16/2023)
	2		Oral Roberts (11/06/2023)
TURNOVERS	15		UT Tyler (11/11/2023)
	14		at New Mexico (11/16/2023)
FOULS	24		at New Mexico (11/16/2023)
	16		UT Tyler (11/11/2023)
	16		Oral Roberts (11/06/2023)

Opponent - Game Highs

POINTS	82		at New Mexico (11/16/2023)
	71		Oral Roberts (11/06/2023)
	64		UT Tyler (11/11/2023)
FIELD GOALS MADE	30		at New Mexico (11/16/2023)
	24		Oral Roberts (11/06/2023)
FIELD GOAL ATTEMPTS	69		at New Mexico (11/16/2023)
	64		UT Tyler (11/11/2023)
FIELD GOAL PERCENTAGE	.435	(30-69)	at New Mexico (11/16/2023)
	.400	(24-60)	Oral Roberts (11/06/2023)
3 PT FG MADE	10		Oral Roberts (11/06/2023)
	8		UT Tyler (11/11/2023)
3 PT FG ATTEMPTS	31		Oral Roberts (11/06/2023)
	21		UT Tyler (11/11/2023)
3 PT FG PERCENTAGE	.381	(8-21)	UT Tyler (11/11/2023)
	.323	(10-31)	Oral Roberts (11/06/2023)
FREE THROWS MADE	18		at New Mexico (11/16/2023)
	13		Oral Roberts (11/06/2023)
FREE THROW ATTEMPTS	26		at New Mexico (11/16/2023)
	22		Oral Roberts (11/06/2023)
FREE THROW PERCENTAGE	.692	(18-26)	at New Mexico (11/16/2023)
	.667	(10-15)	UT Tyler (11/11/2023)
REBOUNDS	36		at New Mexico (11/16/2023)
	34		Oral Roberts (11/06/2023)
ASSISTS	15		UT Tyler (11/11/2023)
	10		Oral Roberts (11/06/2023)
STEALS	6		UT Tyler (11/11/2023)
	5		Oral Roberts (11/06/2023)
BLOCKED SHOTS	9		Oral Roberts (11/06/2023)
	6		at New Mexico (11/16/2023)
TURNOVERS	15		UT Tyler (11/11/2023)
	8		at New Mexico (11/16/2023)
FOULS	21		Oral Roberts (11/06/2023)
	18		at New Mexico (11/16/2023)

UT Arlington - Game Lows

POINTS	75		Oral Roberts (11/06/2023)
	80		at New Mexico (11/16/2023)
	95		UT Tyler (11/11/2023)
FIELD GOALS MADE	24		Oral Roberts (11/06/2023)
	30		at New Mexico (11/16/2023)
FIELD GOAL ATTEMPTS	65		at New Mexico (11/16/2023)
	69		Oral Roberts (11/06/2023)
FIELD GOAL PERCENTAGE	.348	(24-69)	Oral Roberts (11/06/2023)
	.462	(30-65)	at New Mexico (11/16/2023)
3 PT FG MADE	5		at New Mexico (11/16/2023)
	9		Oral Roberts (11/06/2023)
3 PT FG ATTEMPTS	23		at New Mexico (11/16/2023)
	26		Oral Roberts (11/06/2023)
3 PT FG PERCENTAGE	.217	(5-23)	at New Mexico (11/16/2023)
	.346	(9-26)	Oral Roberts (11/06/2023)
FREE THROWS MADE	10		UT Tyler (11/11/2023)
	15		at New Mexico (11/16/2023)
FREE THROW ATTEMPTS	13		UT Tyler (11/11/2023)
	20		at New Mexico (11/16/2023)
FREE THROW PERCENTAGE	.720	(18-25)	Oral Roberts (11/06/2023)
	.750	(15-20)	at New Mexico (11/16/2023)
REBOUNDS	45		at New Mexico (11/16/2023)
	48		UT Tyler (11/11/2023)
ASSISTS	11		at New Mexico (11/16/2023)
	14		Oral Roberts (11/06/2023)
STEALS	3		at New Mexico (11/16/2023)
	5		Oral Roberts (11/06/2023)
BLOCKED SHOTS	1		UT Tyler (11/11/2023)
	2		at New Mexico (11/16/2023)
	2		Oral Roberts (11/06/2023)
TURNOVERS	12		Oral Roberts (11/06/2023)
	14		at New Mexico (11/16/2023)
FOULS	16		UT Tyler (11/11/2023)
	16		Oral Roberts (11/06/2023)

Opponent - Game Lows

POINTS	64		UT Tyler (11/11/2023)
	71		Oral Roberts (11/06/2023)
	82		at New Mexico (11/16/2023)
FIELD GOALS MADE	23		UT Tyler (11/11/2023)
	24		Oral Roberts (11/06/2023)
FIELD GOAL ATTEMPTS	60		Oral Roberts (11/06/2023)
	64		UT Tyler (11/11/2023)
FIELD GOAL PERCENTAGE	.359	(23-64)	UT Tyler (11/11/2023)
	.400	(24-60)	Oral Roberts (11/06/2023)
3 PT FG MADE	4		at New Mexico (11/16/2023)
	8		UT Tyler (11/11/2023)
3 PT FG ATTEMPTS	19		at New Mexico (11/16/2023)
	21		UT Tyler (11/11/2023)
3 PT FG PERCENTAGE	.211	(4-19)	at New Mexico (11/16/2023)
	.323	(10-31)	Oral Roberts (11/06/2023)
FREE THROWS MADE	10		UT Tyler (11/11/2023)
	13		Oral Roberts (11/06/2023)
FREE THROW ATTEMPTS	15		UT Tyler (11/11/2023)
	22		Oral Roberts (11/06/2023)
FREE THROW PERCENTAGE	.591	(13-22)	Oral Roberts (11/06/2023)
	.667	(10-15)	UT Tyler (11/11/2023)
REBOUNDS	33		UT Tyler (11/11/2023)
	34		Oral Roberts (11/06/2023)
ASSISTS	8		at New Mexico (11/16/2023)
	10		Oral Roberts (11/06/2023)
STEALS	4		at New Mexico (11/16/2023)
	5		Oral Roberts (11/06/2023)
BLOCKED SHOTS	0		UT Tyler (11/11/2023)
	6		at New Mexico (11/16/2023)
TURNOVERS	6		Oral Roberts (11/06/2023)
	8		at New Mexico (11/16/2023)
FOULS	15		UT Tyler (11/11/2023)
	18		at New Mexico (11/16/2023)

SINGLE-GAME INDIVIDUAL PROGRAM RECORDS

POINTS

	Pts	Player	Opponent	Date
1.	44	Dink Ford	Texas Wesleyan	Dec. 28, 1964
2.	43	Steven Barber	at UTSA	Jan. 24, 2002
3.	41	Larry Moore	Centenary	Jan. 18, 1973
4.	39	Willie Brand	Prairie View A&M	Dec. 2, 1989
	39	Jerry Janek	Texas Wesleyan	Dec. 29, 1962
6.	38	Erick Neal	Appalachian State	Feb. 1, 2018
	38	Marquez Haynes	UTSA	Jan. 16, 2010
	38	Steven Barber	Wichita State	Nov. 28, 2001
	38	Mike Nau	Lamar	Feb. 14, 1967
10.	37	David Azore	at Little Rock	Jan. 22, 2022
	37	Erick Neal	Appalachian State	Mar. 9, 2018
	37	Reger Dowell	Western Kentucky	Mar. 1, 2014
	37	Leonard Wilson	ULM	Mar. 6, 1993
	37	Eric Gore	North Texas	Feb. 25, 1991
	37	Bruce Tibbetts	at McMurry	Jan. 30, 1965
16.	36	David Azore	App State	Feb. 5, 2022
	36	Marquez Haynes	vs. Texas A&M-Corpus Christi	Mar. 12, 2009
	36	Keith Greene	McNeese State	Feb. 17, 2000
	36	Sam Norton	at ULM	Mar. 5, 1984
	36	Sam Norton	at Oral Roberts	Jan. 3, 1984
	36	Eddie Stallings	Trinity	Feb. 1, 1969
	36	Dink Ford	at Texas Wesleyan	Jan. 2, 1965
	36	Bruce Tibbetts	at Texas Wesleyan	Jan. 2, 1965
	36	John Reglin	at Texas Wesleyan	Jan. 25, 1964
25.	35	Erick Neal	at ULM	Feb. 15, 2018
	35	Reger Dowell	Howard Payne	Nov. 13, 2014
	35	Bobby Kenyon	Northwestern State	Feb. 27, 1992
	35	Willie Brand	at Northwestern State	Feb. 16, 1991
	35	Freddie Anderson	at North Texas	Jan. 14, 1976
	35	Kenny Jenkins	at Denver	Jan. 10, 1976
	35	Eddie Stallings	West Texas A&M	Jan. 2, 1969
	35	Noel Roberts	Trinity	Jan. 5, 1963

FIELD GOALS MADE

	FG	Player	Opponent	Date
1.	20	Larry Moore	Centenary	Jan. 18, 1973
2.	16	Cal Tate	Texas Wesleyan	Feb. 15, 1978
	16	Ronnie Marsh	at Abilene Christian	Jan. 22, 1973
	16	Mike Nau	Lamar	Feb. 14, 1967
	16	Noel Roberts	Trinity	Dec. 28, 1962
6.	15	Robert Taylor	Texas Wesleyan	Dec. 17, 1996
	15	Bobby Kenyon	Huston-Tillotson	Nov. 29, 1990
	15	Sam Norton	ULM	Feb. 25, 1984
	15	Sam Norton	at Arkansas State	Jan. 28, 1984
	15	Eddie Stallings	Trinity	Feb. 1, 1969
	15	Bruce Tibbetts	at McMurry	Jan. 30, 1965
12.	14	David Azore	App State	Feb. 5, 2022
	14	Sam Norton	at Oral Roberts	Jan. 3, 1984
	14	Cal Tate	Texas Wesleyan	Feb. 15, 1978
	14	Freeman Sparks	at McNeese State	Feb. 23, 1976
	14	Freddie Anderson	at Louisiana Tech	Feb. 2, 1976
	14	Freddie Anderson	at North Texas	Jan. 14, 1976
	14	Kenny Jenkins	at Denver	Jan. 10, 1976
	14	David Payne	Houston	Feb. 26, 1970
	14	Sherman Evans	Tennessee Tech	Dec. 15, 1968
	14	Dink Ford	vs. Texas Wesleyan	Dec. 12, 1964

FIELD GOAL ATTEMPTS

	FGA	Player	Opponent	Date
1.	30	Mike Nau	Texas Wesleyan	Dec. 4, 1965
	30	Noel Roberts	Trinity	Jan. 5, 1963
3.	29	Miles Robertson	Pepperdine	Dec. 9, 1977
	29	Larry Moore	Centenary	Jan. 18, 1973
	29	Sherman Evans	at Lamar	Feb. 16, 1970
6.	28	David Azore	App State	Feb. 5, 2022
	28	Eric Gore	University of Dallas	Dec. 8, 1990
	28	Freddie Anderson	at Louisiana Tech	Feb. 2, 1976
9.	27	Marquez Haynes	North Texas	Nov. 18, 2009
	27	Steven Barber	at Wichita State	Nov. 28, 2001
	27	Robert Taylor	Texas Wesleyan	Dec. 17, 1996
	27	Willie Brand	Sam Houston State	Jan. 11, 1990
	27	Willie Brand	UTSA	Nov. 28, 1988
	27	Sam Norton	at Oral Roberts	Jan. 3, 1984
15.	26	Cal Tate	Texas Wesleyan	Feb. 15, 1978
	26	Ronnie Marsh	at Centenary	Feb. 5, 1973
	26	Sherman Evans	Tennessee Tech	Dec. 15, 1969
	26	Mike Nau	Lamar	Feb. 14, 1967

FIELD GOAL PERCENTAGE (Min. 5 Made)

	Pct. (FG-A)	Player	Opponent	Date
1.	1.000 (10-10)	Jermaine Griffin	at Lamar	Feb. 14, 2008
	1.000 (10-10)	Ike Mitchell	at Lamar	Jan. 18, 1986
	1.000 (10-10)	Albert Culton	vs. Valpariso	Jan. 10, 1981
	1.000 (9-9)	Erick Neal	at Rice	Nov. 29, 2015
	1.000 (9-9)	Roger Shute	at TAMU-Kingsville	Jan. 19, 1976
	1.000 (7-7)	K. Akobundu-Ehiogu	Lamar	Dec. 11, 2021
	1.000 (7-7)	Jorge Bilbao	at Louisiana	Feb. 7, 2015
	1.000 (7-7)	Jermaine Griffin	UT Tyler	Nov. 11, 2006
	1.000 (7-7)	Steven Thomas	at New Mexico State	Nov. 26, 2004
	1.000 (6-6)	Shemar Wilson	Mary Hardin-Baylor	Nov. 13, 2021
	1.000 (6-6)	Andres Ibarguen	vs. Georgia Southern	Mar. 16, 2019
	1.000 (6-6)	Johnny Hamilton	Rice	Nov. 29, 2017
	1.000 (6-6)	Jordan Reves	Houston Baptist	Jan. 5, 2011
	1.000 (6-6)	Keith Howell	UT Permian Basin	Dec. 5, 2003
	1.000 (6-6)	Donald Harris	at Baylor	Nov. 21, 2001
	1.000 (5-5)	K. Akobundu-Ehiogu	Mary Hardin-Baylor	Nov. 13, 2021
	1.000 (5-5)	Lazaro Rojas	Howard Payne	Dec. 22, 2020
	1.000 (5-5)	Jabari Narcis	at #8 Gonzaga	Nov. 19, 2019
	1.000 (5-5)	Link Kabadyundi	at Alabama	Nov. 21, 2017
	1.000 (5-5)	Kennedy Eubanks	at Georgia Southern	Feb. 4, 2016
	1.000 (5-5)	Anthony Walker	at South Alabama	Mar. 8, 2014
	1.000 (5-5)	Anthony Walker	at Oklahoma	Dec. 17, 2013
	1.000 (5-5)	Vincent Dillard	Samford	Nov. 12, 2013
	1.000 (5-5)	Brandon Edwards	Central Arkansas	Feb. 7, 2011
	1.000 (5-5)	Anthony Vereen	vs. Schreiner	Nov. 26, 2007
	1.000 (5-5)	Jermaine Griffin	vs. UC Riverside	Nov. 12, 2007
	1.000 (5-5)	Jermaine Griffin	San Diego	Dec. 4, 2004
	1.000 (5-5)	Bill Washington	at Arkansas State	Dec. 6, 1997
	1.000 (5-5)	Jesse Kemp	Lamar	Jan. 22, 1976

3-POINTERS MADE

	No.	Player	Opponent	Date
1.	9	Carson Bischoff	at Little Rock	Jan. 22, 2022
	9	Erick Neal	at ULM	Feb. 15, 2018
	9	Willie Brand	Northwestern State	Feb. 14, 1991
4.	8	Eric Gore	at Charleston Southern	Dec. 28, 1991
5.	7	Erick Neal	Georgia State	Feb. 24, 2018
	7	Kevin Hervey	at Louisiana	Mar. 4, 2017
	7	Jamel Outler	vs Houston Baptist	Nov. 22, 2014
	7	Kevin Butler	at Idaho	Feb. 14, 2013
	7	LaMarcus Reed III	at A&M-Corpus Christi	Mar. 2, 2011
	7	Roge'r Guignard	at UTSA	Feb. 20, 2008
	7	Roge'r Guignard	vs. Hardin-Simmons	Dec. 29, 2007
	7	Brady Dawkins	at Nicholls	Feb. 23, 2006
	7	Jabari Johnson	at ULM	Mar. 1, 2001
	7	Jabari Johnson	McNeese State	Jan. 27, 2000
	7	Ronald Smith	McNeese State	Feb. 13, 1993
	7	Ronald Smith	Stephen F. Austin	Jan. 23, 1993
	7	Darrell Harmon	UTSA	Jan. 2, 1992
	7	Glover Cody	McNeese State	Feb. 21, 1991
	7	Rodrick Ford	UT Pan American	Dec. 19, 1988
	7	Rodrick Ford	at UT Pan American	Dec. 19, 1987

3-POINT ATTEMPTS

	No.	Player	Opponent	Date
1.	17	Roge'r Guignard	at UTSA	Feb. 20, 2008
2.	16	Roge'r Guignard	at Texas Southern	Dec. 20, 2006
	16	Robert Mays	Nicholls	Dec. 3, 1990
4.	15	Erick Neal	at South Alabama	Jan. 16, 2016
	15	Reger Dowell	at Georgia State	Feb. 1, 2014
	15	Jabari Johnson	McNeese State	Jan. 27, 2000
	15	Leonard Wilson	at Northwestern State	Feb. 1, 1992
	15	Bobby Kenyon	McNeese State	Feb. 21, 1991
	15	Ronnie Pruitt	McNeese State	Feb. 21, 1991
10.	14	Erick Neal	at Georgia State	Jan. 25, 2018
	14	Reger Dowell	Troy	Jan. 23, 2014
	14	Ronald Smith	Stephen F. Austin	Jan. 23, 1993
	14	Eric Gore	at Stephen F. Austin	Jan. 11, 1992
	14	Eric Gore	at Charleston Southern	Dec. 28, 1991
	14	Robert Mays	at New Mexico	Nov. 23, 1990
16.	13	Edric Dennis	at Coastal Carolina	Jan. 12, 2019
	13	Kevin Hervey	Georgia State	Feb. 24, 2018
	13	Brandon Long	at Houston Baptist	Nov. 29, 2008
	13	Brandon Long	at Texas Southern	Dec. 20, 2006
	13	Steven Barber	McNeese State	Jan. 27, 2000
	13	Anthony Durham	McNeese State	Jan. 30, 1997
	13	Willie Brand	Sam Houston State	Jan. 11, 1990
	13	Willie Brand	UTSA	Nov. 28, 1988

3-POINT PERCENTAGE (Min. 5 Made)

	Pct. (FG-A)	Player	Opponent	Date
1.	1.000 (7-7)	Kevin Butler	at Idaho	Feb. 14, 2013
	1.000 (5-5)	David Azore	at Georgia Southern	Jan. 8, 2022
	1.000 (5-5)	Jabari Narcis	at #8 Gonzaga	Nov. 19, 2019
	1.000 (5-5)	Scott Cross	UTSA	Feb. 14, 1998

SINGLE-GAME INDIVIDUAL PROGRAM RECORDS

FREE THROWS MADE

	No.	Player	Opponent	Date
1.	20	Paul Renfro	Louisiana	Feb. 19, 1979
2.	19	Eddie Stallings	West Texas A&M	Jan. 2, 1969
3.	18	Dink Ford	TAMU-Commerce	Dec. 12, 1964
4.	17	David Azore	at Little Rock	Jan. 22, 2022
	17	Jerry Janek	Texas Wesleyan	Dec. 29, 1962
6.	16	Steven Thomas	San Diego	Dec. 4, 2004
	16	Steven Thomas	at UTSA	Jan. 10, 2004
	16	Dink Ford	vs. Texas Wesleyan	Dec. 29, 1964
	16	Jerry Janek	vs. Texas Wesleyan	Dec. 29, 1962
10.	15	Edric Dennis	vs. Little Rock	Jan. 19, 2019
	15	Reger Dowell	Western Kentucky	Mar. 1, 2014
	15	Paul Renfro	McNeese State	Feb. 3, 1979
	15	Harvey Harris	Lamar	Dec. 18, 1962
14.	14	Scott Cross	Air Force	Dec. 22, 1997
	14	Eddie Stallings	at Texas Tech	Jan. 20, 1968
	14	Dink Ford	Angelo State	Feb. 8, 1966
	14	Jay Hawley	vs. Texas Wesleyan	Dec. 29, 1960
	14	LaMarcus Reed	at UTSA	Mar. 3, 2012

FREE THROW ATTEMPTS

	No.	Player	Opponent	Date
1.	22	Eddie Stallings	West Texas A&M	Jan. 18, 1969
	22	Steven Thomas	ULM	Jan. 22, 2005
3.	21	David Azore	at Little Rock	Jan. 22, 2022
	21	Jerry Janek	Texas Wesleyan	Dec. 29, 1962
5.	20	Glover Cody	at Georgia State	Dec. 15, 1990
	20	Paul Renfro	Louisiana	Feb. 19, 1979
7.	19	Bruce Tibbetts	Austin College	Dec. 10, 1964
8.	18	Reger Dowell	Western Kentucky	Mar. 1, 2014
	18	Steven Thomas	Northwestern State	Jan. 12, 2005
	18	Steven Barber	at Sam Houston State	March 6, 2001
	18	Dink Ford	vs. Texas Wesleyan	Dec. 29, 1964

FREE THROW PERCENTAGE (Min. 10 Att.)

	Pct. (FG-A)	Player	Opponent	Date
1.	1.000 (20-20)	Paul Renfro	at Louisiana	Feb. 19, 1979
	1.000 (13-13)	Eddie Stallings	at Houston	Feb. 22, 1968
	1.000 (12-12)	Jordan Reves	at McNeese State	Feb. 22, 2012
	1.000 (12-12)	Derrick Obasohan	at Nicholls	Feb. 28, 2004
	1.000 (12-12)	Brian Myers	at Northwestern State	Feb. 22, 1996
	1.000 (12-12)	Paul Renfro	McNeese State	Jan. 28, 1980
	1.000 (11-11)	Brandon Edwards	at South Alabama	Mar. 8, 2014
	1.000 (11-11)	Rodrick Epps	at Texas State	Feb. 3, 2007
	1.000 (11-11)	Keith Howell	at Northwestern State	Jan. 30, 2003
	1.000 (11-11)	Melvin Polk	at TCU	Dec. 1, 1979
	1.000 (11-11)	Paul Renfro	at Wichita State	Dec. 8, 1978
	1.000 (11-11)	Mike Nau	vs. Austin College	Dec. 29, 1965
	1.000 (10-10)	Rodrick Epps	at AMCC	Feb. 19, 2007
	1.000 (10-10)	Reggie Brown	North Texas	Feb. 3, 1996
	1.000 (10-10)	Keith Cornett	at Northwestern State	Feb. 4, 1995
	1.000 (10-10)	Ricky Leggett	at Baylor	Dec. 16, 1980
	1.000 (10-10)	Melvin Polk	at Baylor	Dec. 16, 1980

REBOUNDS

	No.	Player	Opponent	Date
1.	24	Albert Culton	vs. Northeastern	Jan. 9, 1981
2.	23	Bruce Tibbetts	Austin College	Dec. 10, 1964
	23	Jerry Janek	vs. Texas Wesleyan	Dec. 29, 1962
4.	22	Jermaine Griffin	UT Permian Basin	Dec. 1, 2005
5.	21	Mike Nau	Texas Wesleyan	Dec. 4, 1965
	21	Mike Nau	Austin College	Dec. 13, 1966
	21	Bruce Tibbetts	at McMurry	Jan. 30, 1965
8.	20	Sam Norton	McNeese State	Feb. 11, 1984
	20	Mike Nau	Lamar	Feb. 14, 1967
	20	Sherman Evans	at Samford	Dec. 18, 1971
11.	19	Brandon Edwards	at Troy	Mar. 6, 2014
	19	Johnny McDowell	Sam Houston State	Jan. 21, 1993
	19	Donny Beachum	UT Pan American	Jan. 21, 2004
	19	John Reglin	Lamar	Feb. 14, 1967
	19	John Reglin	Lamar	Jan. 8, 1966
	19	Sam Norton	ULM	Feb. 2, 1984
	19	Sherman Evans	Arkansas	Dec. 13, 1970

OFFENSIVE REBOUNDS (Since 1983-84)

	No.	Player	Opponent	Date
1.	12	Johnny McDowell	UTSA	Jan. 2, 1992
	12	Sam Norton	McNeese State	Feb. 11, 1984
3.	11	Eric Gore	University of Dallas	Dec. 8, 1990
	11	Sam Norton	Louisiana Tech	Mar. 1, 1984
	11	Sam Norton	at Oral Roberts	Jan. 3, 1984
6.	10	Eric Gore	at ULM	Feb. 16, 1991
	10	Michael Beasley	Morehead State	Jan. 3, 1989
8.	9	Johnny Hamilton	vs. Georgia State	Mar. 1, 2018
	9	Bill Washington	at Northwestern State	Feb. 18, 1999
	9	Bill Washington	at UTSA	Jan. 10, 1998
	9	Robert Taylor	Texas Wesleyan	Dec. 17, 1996
	9	Johnny McDowell	Sul Ross State	Dec. 4, 1992
	9	Johnny McDowell	at Northwestern State	Feb. 1, 1992
	9	Leonard Wilson	Nicholls	Dec. 3, 1990
	9	Bill Nygard	Huston-Tillotson	Nov. 29, 1990

DEFENSIVE REBOUNDS (Since 1983-84)

	No.	Player	Opponent	Date
1.	14	Jermaine Griffin	UT Permian Basin	Dec. 1, 2005
	14	Robert Taylor	ULM	Feb. 27, 1997
	14	Sam Norton	North Texas	Feb. 9, 1984
	14	Sam Norton	ULM	Feb. 2, 1984
5.	13	David Azore	at Texas State	Feb. 2, 2019
	13	Kevin Hervey	at UTRGV	Dec. 16, 2018
	13	Kevin Hervey	South Alabama	Feb. 25, 2017
	13	Mack Callier	at Sam Houston State	Feb. 17, 2003
	13	David Allen	North Texas	Jan. 14, 1989
10.	12	David Azore	at Georgia Southern	Dec. 21, 2019
	12	Kevin Hervey	Appalachian State	Feb. 1, 2018
	12	Kevin Hervey	at Loyola Marymount	Dec. 22, 2016
	12	Larry Posey	UTSA	Feb. 15, 2007
	12	Steven Thomas	at Stephen F. Austin	Jan. 26, 2006
	12	Anthony Durham	Northwestern State	Mar. 1, 1997
	12	Bill Washington	Jarvis Christian	Dec. 2, 1996
	12	Johnny McDowell	Sam Houston State	Jan. 21, 1993
	12	Johnny McDowell	at Nicholls	Jan. 16, 1993
	12	Johnny McDowell	vs. Gonzaga	Dec. 11, 1992
20.	**11**	**DaJuan Gordon**	**at New Mexico**	**Nov. 16, 2023**
	11	David Azore	at Louisiana Tech	Nov. 27, 2020
	11	David Azore	at Appalachian State	Jan. 10, 2019
	11	Johnny Hamilton	at Northern Iowa	Dec. 7, 2017
	11	Kevin Hervey	at Grand Canyon	Nov. 20, 2014
	11	Brandon Edwards	vs. ULM	Mar. 13, 2014
	11	Brandon Edwards	at Troy	Mar. 6, 2014
	11	Brandon Edwards	Samford	Nov. 12, 2013
	11	LaMarcus Reed III	vs. Southeastern La	Feb. 19, 2011
	11	Steven Thomas	SE Louisiana	Jan. 19, 2006
	11	Steven Thomas	at South Florida	Dec. 29, 2004
	11	Mack Callier	at Sam Houston State	Mar. 6, 2001
	11	Mack Callier	Texas State	Feb. 12, 2001
	11	Brian Myers	TAMU-Commerce	Dec. 11, 1993

ASSISTS

	No.	Player	Opponent	Date
1.	17	Jermaine Johnson	at Sam Houston State	Dec. 28, 1998
2.	16	Sean Miller	at Northwestern State	Feb. 19, 1994
3.	15	Erick Neal	at Niagara	Nov. 25, 2017
	15	Glover Cody	North Texas	Feb. 15, 1992
	15	Glover Cody	at Northwestern State	Feb. 14, 1991
	15	Glover Cody	at Sam Houston State	Jan. 25, 1991
6.	13	Erick Neal	UT Dallas	Nov. 27, 2017
	13	Erick Neal	at BYU	Mar. 15, 2017
	13	Erick Neal	Louisiana	Jan. 23, 2017
	13	Erick Neal	UT Dallas	Dec. 5 , 2016
	13	Glover Cody	at Iowa State	Dec. 10, 1991
	13	Glover Cody	vs. Army	Nov. 24, 1990
	13	Ronnell Peters	at ULM	Feb. 25, 1984
	13	Ricky Leggett	at Denver	Dec. 12, 1978
	13	Jesse Kemp	McNeese State	Feb. 28, 1977
	13	David Payne	at UT Pan American	Jan. 18, 1971
	13	David Payne	at Texas Wesleyan	Dec. 16, 1969

SINGLE-GAME INDIVIDUAL PROGRAM RECORDS

BLOCKED SHOTS

	No.	Player	Opponent	Date
1.	9	Paul Renfro	Texas Wesleyan	Jan. 18, 1980
2.	8	Miles Robertson	Louisiana Tech	Mar. 1, 1979
3.	7	Kaodirichi Akobundu-Ehiogu	Louisiana	Jan. 15, 2021
	7	Johnny Hamilton	at Georgia State	Jan. 25, 2018
5.	6	K. Akobundu-Ehiogu	at South Alabama	Feb. 25, 2022
	6	K. Akobundu-Ehiogu	Lamar	Dec. 11, 2021
	6	Kaodirichi Akobundu-Ehiogu	at Arkansas State	Jan. 29, 2021
	6	Johnny Hamilton	Georgia Southern	Feb. 22, 2018
	6	Brandon Williams	vs Howard Payne	Dec. 20, 2014
	6	Jordan Reves	at San Jose State	Jan. 28, 2013
	6	Jordan Reves	vs. Louisiana Tech	Jan. 5, 2013
	6	Jermaine Griffin	at Western Illinois	Dec. 4, 2006
	6	Miles Robertson	St. Edward's	Nov. 26, 1977
	6	Trey Parker	Sam Houston State	Jan. 30, 2008
15.	5	K. Akobundu-Ehiogu	Little Rock	Feb. 17, 2022
	5	K. Akobundu-Ehiogu	South Alabama	Dec. 30, 2021
	5	Patrick Mwamba	Louisiana	Feb. 26, 2021
	5	Kaodirichi Akobundu-Ehiogu	Texas State	Feb. 11, 2021
	5	Kaodirichi Akobundu-Ehiogu	Louisiana	Jan. 16, 2021
	5	Kaodirichi Akobundu-Ehiogu	Dallas Christian	Dec. 17, 2020
	5	Brandon Edwards	ULM	Jan. 9, 2014
	5	Jermaine Griffin	at Texas State	Feb. 3, 2007
	5	Jermaine Griffin	UT Tyler	Nov. 11, 2006
	5	Roy Johnson	at Northwestern State	Feb. 26, 2004
	5	Jermaine Johnson	at UTSA	Jan. 7, 1999
	5	Johnny McDowell	McNeese State	Jan. 25, 1992
	5	Ralph McPherson	Arkansas State	Feb. 16, 1981
	5	Albert Culton	McNeese State	Feb. 7, 1981

STEALS

	No.	Player	Opponent	Date
1.	8	Bill Washington	McNeese State	Jan. 27, 2000
	8	Leonard Wilson	Nicholls	Dec. 3, 1990
3.	7	Shahada Wells	Little Rock	Jan. 22, 2021
	7	Bill Washington	Stephen F. Austin	Feb. 11, 1999
	7	Bill Washington	McMurry	Nov. 24, 1998
	7	Glover Cody	at North Texas	Feb. 28, 1991
	7	Rodrick Ford	US International	Feb. 5, 1987
	7	Rodrick Ford	at Stephen F. Austin	Jan. 16, 1987
	7	Ronnell Peters	Arkansas State	Feb. 1, 1986

TURNOVERS

	No.	Player	Opponent	Date
1.	12	Ricky Leggett	at Lamar	Mar. 4, 1978
2.	11	Erick Neal	at Georgia Southern	Jan. 27, 2018
	11	Johnny Hill	at Georgia State	Jan. 15, 2015
	11	Ronnie Marsh	at Hardin-Simmons	Feb. 2, 1974
5.	10	Lonnie McClanahan	at Texas State	Jan. 18, 2014
	10	Josh Daniel	ULM	Mar. 7, 2003
	10	Miles Robertson	at Lamar	Feb. 10, 1979
	10	Ricky Leggett	at Baylor	Dec. 16, 1980
	10	Greg Stuckey	at Lamar	Feb. 24, 1977

MINUTES PLAYED (Since 1973-74)

	No.	Player	Opponent	Date
1.	50	Jermaine Johnson	at Sam Houston State	Dec. 28, 1998
2.	49	David Azore	at Little Rock	Jan. 22, 2022
	49	Keith Howell	ULM	Mar. 7, 2003
	49	Donald Harris	at Sam Houston State	Dec. 28, 1998
5.	47	Rickey Leggett	McNeese State	Jan. 28, 1980
	47	Jeffrey Stewart	McNeese State	Jan. 28, 1980
	47	Miles Robertson	at Pepperdine	Dec. 9, 1977
	47	Cal Tate	at Pepperdine	Dec. 9, 1977
9.	46	Patrick Mwamba	at Little Rock	Jan. 22, 2022
	46	Rodrick Epps	at TCU	Nov. 18, 2006
	46	Larry Posey	at TCU	Nov. 18, 2006
	46	Donald Harris	at Stephen F. Austin	Feb. 6, 1999
	46	Bill Washington	at Stephen F. Austin	Feb. 6, 1999
13.	45	Jarrett Howell	at Sam Houston State	Mar. 7, 2006
	45	Josh Daniel	ULM	Mar. 7, 2003
	45	Keith Greene	at Stephen F. Austin	Feb. 6, 1999
	45	Reggie Brown	Sam Houston State	Feb. 13, 1997
	45	Doug Gann	vs. UNC Wilmington	Dec. 30, 1989
	45	Danny Johnson	Texas Southern	Jan. 13, 1983
	45	Ronny Newton	Louisiana Tech	Feb. 21, 1977
	45	Greg Stuckey	Louisiana Tech	Feb. 21, 1977
	45	Jesse Kemp	Louisiana Tech	Feb. 21, 1977
	45	Darnell Johnson	Louisiana Tech	Feb. 21, 1977
	45	Jesse Kemp	North Texas	Jan. 12, 1977

SINGLE-GAME TEAM PROGRAM RECORDS

POINTS

Total (Score)	Opponent	Date
1. 154 (154-85)	Huston-Tillotson	Nov. 29, 1990
2. 149 (149-86)	University of Dallas	Dec. 8, 1990
3. 138 (138-135, 3OT)	Lamar	Feb. 14, 1967
4. 130 (130-64)	Huston-Tillotson	Nov. 28, 1991
5. 126 (126-73)	Texas Wesleyan	Dec. 7, 1981
6. 124 (124-123, 3OT)	at Sam Houston State	Dec. 28, 1998
7. 121 (121-61)	Schreiner	Dec. 3, 1992
8. 118 (118-84)	at Texas State	Feb. 9, 1991
118 (118-117, 4OT)	Hardin-Simmons	Dec. 11, 1971
10. 117 (117-53)	Howard Payne	Dec. 22, 2020
117 (117-115)	Nicholls	Dec. 3, 1990
12. 116 (116-87)	St. Edward's	Nov. 26, 1977
13. 115 (115-109)	North Texas	Feb. 25, 1991
115 (115-100)	Texas Wesleyan	Jan. 2, 1965
15. 114 (114-78)	Texas Wesleyan	Dec. 17, 1968
16. 113 (113-81)	vs. San Francisco	Nov. 29, 1991
113 (113-104)	at Georgia State	Dec. 15, 1990
113 (113-85)	SE Louisiana	Dec. 1, 1990
113 (113-109, OT)	at Texas Wesleyan	Jan. 30, 1968
20. 111 (111-64)	Howard Payne	Nov. 13, 2013
111 (111-77)	McNeese State	Feb. 7, 1981
111 (111-92)	Abilene Christian	Jan. 31, 1970
111 (111-120)	Lamar	Feb. 6, 1968
24. 110 (110-103)	at Texas State	Feb. 3, 2007
110 (110-85)	Georgia State	Dec. 7, 1991
110 (110-92)	Texas Wesleyan	Jan. 8, 1987
110 (110-116)	at Sam Houston State	Dec. 11, 1967
110 (110-93)	Texas Wesleyan	Dec. 3 1964
29. 109 (109-48)	Dallas Christian	Dec. 17, 2020
109 (109-96)	Hardin-Simmons	Dec. 11, 1978
31. 108 (108-71)	Louisiana	Jan. 23, 2017
108 (108-84)	at Nicholls	Jan. 2, 1991
108 (108-103)	UT Pan American	Feb. 26, 1968
108 (108-116)	Angelo State	Dec. 21, 1967
108 (108-95)	Trinity	Jan. 10, 1966
36. 107 (107-65)	Texas A&M-Kingsville	Nov. 29, 1982
37. 106 (106-76)	Tarleton State	Nov. 29, 1986
106 (106-116)	at Drake	Dec. 22, 1979
106 (106-72)	Abilene Christian	Feb. 19, 1973
40. 105 (105-89)	at BYU	Mar. 15, 2017
105 (105-63)	Austin College	Jan. 30, 2007
105 (105-91)	Sul Ross State	Dec. 4, 1992
43. 104 (104-75)	Mary Hardin-Baylor	Nov. 13, 2021
104 (104-106)	Louisiana	Feb. 27, 1978
104 (104-100)	vs.Texas Wesleyan	Dec. 28, 1964
46. 103 (103-61)	Southwestern	Nov. 12, 2022
103 (103-45)	Hardin-Simmons	Dec. 29, 2001
103 (103-88)	McNeese State	Feb. 20, 1992
103 (103-86)	Texas Wesleyan	Jan. 19, 1981
103 (103-115)	at Louisiana	Feb. 19, 1979
103 (103-70)	at Tarleton State	Feb. 1, 1966
103 (103-92)	Lamar	Feb. 27, 1965
53. 102 (102-72)	Texas Southern	Nov. 14, 2007
102 (102-108)	Denver	Dec. 12, 1977
102 (102-104, 2OT)	Texas Southern	Jan. 13, 1983
102 (102-90)	Texas Wesleyan	Dec. 4, 1965
102 (102-88)	at Texas Wesleyan	Jan. 25, 1964
58. 101 (101-85)	vs. Texas Wesleyan	Dec. 22, 2009
101 (101-123)	at Northwestern State	Feb. 19, 1994
101 (101-45)	Austin College	Dec. 3, 1991
101 (101-95)	Texas State	Jan. 12, 1991
101 (101-105, OT)	North Texas	Jan. 12, 1977
101 (101-110)	at North Texas	Jan. 14, 1976
101 (101-82)	UT Pan American	Jan. 21, 1971
101 (101-110)	Texas Wesleyan	Dec. 13, 1967
66. 100 (100-59)	Hardin-Simmons	Nov. 15, 2022
100 (100-97, 2OT)	at UTSA	Jan. 17, 2009
100 (100-85)	McNeese State	Feb. 18, 1995
100 (100-97, 2OT)	TAMU-Commerce	Dec. 11, 1993
100 (100-78)	at Sam Houston State	Feb. 20, 1993
100 (100-90)	North Texas	Feb. 15, 1992
100 (100-79)	US International	Feb. 5, 1987
100 (100-87)	McNeese State	Mar. 3, 1981
100 (100-74)	Hardin-Simmons	Jan. 12, 1981
100 (100-85)	McNeese State	Feb. 3, 1979
100 (100-89)	at Angelo State	Jan. 1, 1970
100 (100-92)	West Texas A&M	Mar. 1, 1968
In A Loss		
111 (111-120)	Lamar	Feb. 6, 1968

POINTS IN AN OVERTIME GAME

Total (Score)	Opponent	Date
1 138 (138-135, 3OT)	Lamar	Feb. 14, 1967
2. 124 (124-123, 3OT)	at Sam Houston State	Dec. 28, 1998
3. 118 (118-117, 4OT)	Hardin-Simmons	Dec. 11, 1971
4. 113 (113-109, OT)	at Texas Wesleyan	Jan. 30, 1968
5. 102 (102-104, 2OT)	Texas Southern	Jan. 13, 1983
6. 101 (101-105, OT)	North Texas	Jan. 12, 1977
7. 100 (100-97, 2OT)	at UTSA	Jan. 17, 2009
100 (100-97, 2OT)	Texas A&M Commerce	Dec. 11, 1993

POINTS AT HOME

Total (Score)	Opponent	Date
1. 154 (154-85)	Huston-Tillotson	Nov. 29, 1990
2. 149 (149-86)	University of Dallas	Dec. 8, 1990
3. 138 (138-135, 3OT)	Lamar	Feb. 14, 1967
4. 130 (130-64)	Huston-Tillotson	Nov. 28, 1991
5. 126 (126-73)	Texas Wesleyan	Dec. 7, 1981
6. 121 (121-61)	Schreiner	Dec. 3, 1992
7. 118 (118-117, 4OT)	Hardin-Simmons	Dec. 11, 1971
8. 117 (117-53)	Howard Payne	Dec. 22, 2020
117 (117-115)	Nicholls	Dec. 3, 1990
10. 116 (116-87)	St. Edward's	Nov. 26, 1977
11. 115 (115-100)	Texas Wesleyan	Jan. 2, 1965
In Conference Play		
117 (117-115)	Nicholls	Dec. 3, 1990
vs. Non-Conference Opponent		
154 (154-85)	Huston-Tillotson	Nov. 29, 1990

POINTS ON THE ROAD

Total (Score)	Opponent	Date
1. 124 (124-123, 3OT)	at Sam Houston State	Dec. 28, 1998
2. 118 (118-84)	at Texas State	Feb. 9, 1991
3. 113 (113-104)	at Georgia State	Dec. 15, 1990
113 (113-109, OT)	at Texas Wesleyan	Jan. 30, 1968
5. 110 (110-103)	at Texas State	Feb. 3, 2007
110 (110-116)	at Sam Houston State	Dec. 11, 1967
7. 108 (108-84)	at Nicholls	Jan. 2, 1991
8. 106 (106-116)	at Drake	Dec. 22, 1979
9. 103 (103-72)	at SE Louisiana	Jan. 4, 1991
103 (103-115)	at Louisiana	Feb. 19, 1979
103 (103-70)	at Tarleton State	Feb. 1, 1966

POINTS AT A NEUTRAL SITE

Total (Score)	Opponent	Date
1. 113 (113-81)	vs. San Francisco	Nov. 29, 1991
2. 104 (104-100)	vs.Texas Wesleyan	Dec. 28, 1964

LARGEST COMBINED SCORE

Total (Score)	Opponent	Date
1. 273 (138-135, 3OT)	Lamar	Feb. 14, 1967
2. 247 (124-123, 3OT)	at Sam Houston State	Dec. 28, 1998
3. 239 (154-85)	Huston-Tillotson	Nov. 29, 1990
4. 235 (149-86)	University of Dallas	Dec. 8, 1990
235 (99-136)	at New Mexico	Nov. 23, 1990
235 (118-117, 4OT)	Hardin-Simmons	Dec. 11, 1971
7. 232 (117-115)	Nicholls	Dec. 3, 1990
8. 231 (111-120)	Lamar	Feb. 6, 1968
9. 226 (110-116)	at Sam Houston State	Dec. 11, 1967
10. 224 (101-123)	at Northwestern State	Feb. 19, 1994
224 (115-109)	North Texas	Feb. 25, 1991
224 (108-116)	Angelo State	Dec. 21, 1967

POINTS IN A HALF

Total (Half)	Opponent	Date
1. 90 (2nd)	Huston-Tillotson	Nov. 29, 1990
2. 78 (1st)	University of Dallas	Dec. 8, 1990
3. 72 (2nd)	at Texas State	Feb. 9, 1991
4. 71 (2nd)	University of Dallas	Dec. 8, 1990
5. 70 (2nd)	at SE Louisiana	Jan. 4, 1991
6. 69 (2nd)	Nicholls	Jan. 24, 1998
69 (2nd)	at Georgia State	Dec. 15, 1990
69 (1st)	Austin College	Dec. 13, 1966
9. 68 (2nd)	Louisiana	Jan, 23, 2017
68 (2nd)	at Nicholls	Jan. 2, 1991
11. 67 (1st)	Howard Payne	Dec. 22, 2020
67 (2nd)	Texas Wesleyan	Dec. 7, 1981

SINGLE-GAME TEAM PROGRAM RECORDS

FIELD GOALS MADE

Total		Opponent	Date
1.	60	Huston-Tillotson	Nov. 29, 1990
2.	57	Lamar	Feb. 14, 1967
3.	53	University of Dallas	Dec. 8, 1990
	53	Texas Wesleyan	Dec. 7, 1981
5.	50	Huston-Tillotson	Nov. 26, 1991
6.	47	St. Edward's	Nov. 26, 1977
	47	at Texas Wesleyan	Jan. 30, 1968
8.	46	Howard Payne	Dec. 22, 2020
9.	45	Schreiner	Dec. 3, 1992
	45	Abilene Christian	Jan. 31, 1970
11.	44	Nicholls	Dec. 3, 1990
	44	Tarleton State	Nov. 29, 1986
	44	North Texas	Jan. 12, 1977
	44	UT Pan American	Jan. 21, 1971
	44	Texas Wesleyan	Dec. 17, 1968

FIELD GOALS ATTEMPTED

Total		Opponent	Date
1.	122	Huston-Tillotson	Nov. 29, 1990
2.	105	at New Mexico	Nov. 23, 1990
3.	102	University of Dallas	Dec. 8, 1990
	102	Nicholls	Dec. 3, 1990
5.	101	Hardin-Simmons	Dec. 11, 1971
6.	100	South Dakota State	Dec. 6, 1971
7.	98	North Texas	Jan. 12, 1977
8.	97	Lamar	Feb. 14, 1967
9.	95	Texas Wesleyan	Dec. 4, 1965
10.	94	at Denver	Jan. 8, 1975
	94	Texas Wesleyan	Dec. 3, 1964

FIELD GOAL PERCENTAGE (Min. 30 Made)

Pct. (FG-A)		Opponent	Date
1.	.723 (34-47)	UT Tyler	Dec. 22, 2004
2.	.680 (53-78)	Texas Wesleyan	Dec. 7, 1981
3.	.667 (34-51)	Central Arkansas	Feb. 7, 2011
	.667 (32-48)	vs. Valparaiso	Jan. 10, 1981
5.	.660 (40-62)	at Texas Wesleyan	Jan. 2, 1965
6.	.653 (32-49)	at ULM	Feb. 1, 2003
7.	.642 (43-67)	Mary Hardin-Baylor	Nov. 13, 2021
	.642 (34-53)	vs. Georgia State	Dec. 22, 1984
9.	.639 (39-61)	vs. Schreiner	Nov. 26, 2007
10.	.635 (33-52)	at UTSA	Feb. 19, 1996
11.	.630 (42-67)	Oklahoma State	Jan. 14, 1984
	.630 (36-57)	Oral Roberts	Jan. 23, 1982

3-POINTERS MADE

Total		Opponent	Date
1.	**17**	**UT Tyler**	**Nov. 11, 2023**
	17	Bradley	Dec. 8, 2015
3.	16	Howard Payne	Dec. 22, 2020
	16	Texas State	Jan. 12, 1991
5.	15	UT Dallas	Nov. 5, 2019
	15	at South Alabama	Feb. 28, 2019
	15	at Arkansas State	Jan. 13, 2018
	15	Coastal Carolina	Dec. 31, 2016
	15	at Northwestern State	Jan. 6, 2000
	15	at TCU	Dec. 19, 1999
	15	UTSA	Jan. 2, 1992
	15	at Northwestern State	Feb. 14, 1991
	15	Huston-Tillotson	Nov. 29, 1990
14.	14	at Texas State	Feb. 13, 2021
	14	Georgia Southern	Jan. 2, 2016
	14	UT Tyler	Nov. 16, 2010
	14	McNeese State	Jan. 27, 2000
	14	at Nicholls	Jan. 15, 2000
	14	vs. San Francisco	Nov. 29, 1991
	14	at SE Louisiana	Jan. 4, 1991

3-POINTERS ATTEMPTED

Total		Opponent	Date
1.	**43**	**UT Tyler**	**Nov. 11, 2023**
2.	42	Howard Payne	Dec. 22, 2020
	42	at South Alabama	Jan. 16, 2016
4.	40	at Northwestern State	Feb. 1, 1992
5.	39	McNeese State	Jan. 27, 2000
	39	at ULM	Jan. 8, 2000
	39	Nicholls	Dec. 3, 1990
8.	38	Dallas Christian	Dec. 17, 2020
	38	Little Rock	Jan. 23, 2016
	38	Coastal Carolina	Dec. 31, 2016
	38	at Texas Southern	Dec. 20, 2006
12.	37	UT Dallas	Nov. 5, 2019
	37	at North Texas	Nov. 30, 2010
14.	36	at Nevada	Nov. 12, 2019
	36	Rice	Nov. 29, 2017
	36	McNeese State	Feb. 21, 1991
	36	Huston-Tillotson	Nov. 29, 1990

3-POINT PERCENTAGE (Min. 10 Made)

Pct. (FG-A)		Opponent	Date
1.	.706 (12-17)	McNeese State	Feb. 18, 1995
2.	.700 (14-20)	at SE Louisiana	Jan. 4, 1991
3.	.625 (10-16)	Appalachian State	Feb. 1, 2018
4.	.619 (13-21)	Houston Baptist	Nov. 22, 2014
5.	.577 (15-26)	at South Alabama	Feb. 28, 2019
6.	.556 (15-27)	at Arkansas State	Jan. 13, 2018
7.	.545 (12-22)	at Troy	Mar. 2, 2019
	.545 (12-22)	at Georgia Southern	Feb. 20, 2017

FREE THROWS MADE

Total		Opponent	Date
1.	42	Schreiner	Dec. 3, 1992
2.	41	Sam Houston State	Dec. 9, 1968
3.	38	San Diego	Dec. 4, 2004
4.	36	McNeese State	Feb. 3, 1979
	36	Missouri-Rolla	Dec. 18, 1968
6.	35	Texas Lutheran	Nov. 12, 2010
	35	at Texas State	Feb. 3, 2007
	35	at Georgia State	Dec. 15, 1990
	35	West Texas A&M	Jan. 2, 1969
	35	at Texas Wesleyan	Jan. 2, 1965

FREE THROW ATTEMPTS

Total		Opponent	Date
1.	60	Sam Houston State	Dec. 9, 1968
2.	54	McNeese State	Feb. 23, 1981
3.	52	North Texas	Feb. 25, 1991
4.	49	Hardin-Simmons	Dec. 11, 1971
5.	48	Southwestern	Nov. 12, 2022
	48	North Texas	Jan. 12, 1980
	48	Missouri-Rolla	Dec. 18, 1968
8.	47	San Diego	Dec. 4, 2004
9.	46	Texas Lutheran	Nov. 12, 2010
	46	at Texas State	Jan. 30. 2010
	46	at Arkansas	Nov. 22, 1999
	46	UTSA	Dec. 4, 1989
	46	West Texas A&M	Jan. 2, 1969

FREE THROW PERCENTAGE (Min. 20 Made)

Pct. (FT-A)		Opponent	Date
1.	.964 (27-28)	at Houston	Feb. 22, 1968
2.	.952 (20-21)	at Northwestern State	Mar. 8, 2005
3.	.917 (33-36)	at Louisiana	Feb. 19, 1979
4.	.875 (21-24)	at South Alabama	Jan. 16, 2016
5.	.872 (34-39)	Little Rock	Jan. 19, 2019
6.	.862 (25-29)	Texas State	Mar. 1, 2016
7.	.857 (24-28)	Louisiana	Jan. 15, 2021
	.857 (24-28)	UC Davis	Nov. 18, 2018
9.	.852 (23-27)	Dallas Christian	Dec. 17, 2020

REBOUNDS

Total		Opponent	Date
1.	80	Huston-Tillotson	Nov. 29, 1990
2.	72	Hardin-Simmons	Dec. 11, 1971
3.	67	at West Texas A&M	Feb. 2, 1970
	67	Lamar	Feb. 14, 1967
	67	at Trinity	Feb. 23, 1965
6.	66	Nicholls	Dec. 3, 1990
7.	65	Jarvis Christian	Dec. 2, 1996
8.	64	Schreiner	Dec. 3, 1992
	64	US International	Feb. 5, 1987
	64	vs. Austin College	Dec. 30, 1964
11.	63	Howard Payne	Nov. 28, 2022

REBOUND MARGIN

Margin		Opponent	Date
1.	+36 (63-27)	Howard Payne	Nov. 28, 2022
	+36 (64-28)	Schreiner	Dec. 3, 1992
	+36 (80-44)	Huston-Tillotson	Nov. 29, 1990
4.	+35 (59-24)	Sul Ross State	Dec. 21, 2015
	+35 (59-24)	Northwestern State	Feb. 27, 1992
6.	+34 (65-31)	Jarvis Christian	Dec. 2, 1996
7.	+32 (54-22)	at Nicholls	Dec. 22, 2001
8.	+30 (61-31)	Howard Payne	Dec. 22, 2020
	+30 (53-23)	Hardin-Simmons	Dec. 11, 2020
10.	+29 (55-26)	Dallas Christian	Dec. 17, 2020
11	+28 (59-31)	Hardin-Simmons	Nov. 15, 2022
12.	+27 (51-24)	vs. Texas Southern	Nov. 14, 2007
13.	+26 (48-22)	at ULM	Jan. 18, 2020
	+26 (44-18)	Nicholls	Feb. 15, 2003
15.	+25 (52-27)	ULM	Jan. 19, 1991

SINGLE-GAME TEAM PROGRAM RECORDS

PERSONAL FOULS

Total		Opponent	Date
1.	42	Hardin-Simmons	Dec. 11, 1971
2.	40	at Arkansas State	Jan. 26, 1980
3.	39	at North Texas	Feb. 10, 1983
4.	37	McNeese State	Feb. 23, 1981
5.	36	North Texas	Nov. 18, 2009
	36	at Sam Houston State	Dec. 28, 1998
7.	35	at Arkansas	Nov. 23, 2018
	35	Arkansas State	Feb. 27, 2016
	35	at Sam Houston State	Feb. 22, 2007
	35	at Louisiana Tech	Jan. 27, 1979
	35	at Denver	Jan. 10, 1976
	35	at US International	Feb. 21, 1967

ASSISTS

Total		Opponent	Date
1.	34	Georgia State	Dec. 7, 1991
2.	33	Huston-Tillotson	Nov. 26, 1991
3.	32	Lamar	Feb. 18, 1980
4.	31	Howard Payne	Dec. 22, 2020
	31	Texas Wesleyan	Dec. 7, 1981
6.	30	at Sam Houston State	Feb. 20, 1993
	30	Nicholls	Feb. 11, 1993
	30	Lamar	Feb. 24, 1979
9.	29	at Northwestern State	Feb. 14, 1991
	29	vs. Northwestern State	Mar. 8, 1988
	29	North Texas	Feb. 7, 1987
	29	Denver	Dec. 12, 1977

TURNOVERS

Total		Opponent	Date
1.	38	at New Mexico State	Nov. 28, 1975
2.	36	at Houston Baptist	Jan. 9, 1978
	36	at Lamar	Feb. 24, 1977
4.	34	UC San Diego	Jan. 4, 1978
	34	at Pepperdine	Dec. 9, 1977
6.	33	at Nebraska	Dec. 21, 1992
	33	at Lamar	Feb. 10, 1979
8.	32	at Nicholls	Jan. 6, 1994
	32	at Hardin-Simmons	Feb. 2, 1974

BLOCKS

Total		Opponent	Date
1.	12	Louisiana	Jan. 15, 2021
2.	10	Howard Payne	Dec. 20, 2014
	10	Hardin-Simmons	Dec. 29, 2001
	10	St. Edward's	Jan. 26, 1987
5.	9	Howard Payne	Nov. 28, 2022

STEALS

Total		Opponent	Date
1.	22	University of Dallas	Dec. 8, 1990
2.	21	Huston-Tillotson	Nov. 26, 1991
3.	19	Southwestern	Nov. 12, 2022
	19	St. Edward's	Dec. 4, 1978
	19	Houston Baptist	Dec. 13, 2012
6.	18	Howard Payne	Nov. 13, 2013
	18	at UTSA	Feb. 6, 1986
8.	17	Sul Ross State	Dec. 21, 2015
	17	Houston Baptist	Jan. 25, 2010
	17	SE Louisiana	Jan. 3, 1987
	17	at Arkansas State	Jan. 26, 1981
	17	Westmont	Dec. 1, 1980

LARGEST MARGIN OF VICTORY

Total		Opponent	Date
1.	69 (154-85)	Huston-Tillotson	Nov. 29, 1990
2.	66 (130-64)	Huston-Tillotson	Nov. 28, 1991
3.	64 (117-53)	Howard Payne	Dec. 22, 2020
4.	63 (149-86)	University of Dallas	Dec. 8, 1990
5.	61 (109-48)	Dallas Christian	Dec. 17, 2020
6.	60 (121-61)	Schreiner	Dec. 3, 1992
7.	58 (99-41)	Howard Payne	Nov. 28, 2022
	58 (103-45)	Hardin-Simmons	Dec. 29, 2001
9.	56 (101-45)	Austin College	Dec. 3, 1991
10.	53 (126-73)	Texas Wesleyan	Dec. 7, 1981

FEWEST POINTS ALLOWED

Total		Opponent	Date
1.	36 (31-36)	at SMU	Dec. 16, 1989
2.	40 (66-40)	Sam Houston State	Jan. 11, 2012
	40 (73-40)	Grambling	Nov. 25, 2015
	40 (98-40)	Sul Ross	Dec. 21, 2015
5.	41 (99-41)	Howard Payne	Nov. 28, 2022
	41 (42-41)	SE Louisiana	Nov. 30, 1983
7.	42 (43-42)	vs. Oklahoma Baptist	Dec. 29, 1961
8.	44 (51-44)	at UT Pan American	Dec. 19, 1996
9.	45 (88-45)	Texas Lutheran	Nov. 12, 2010
	45 (103-45)	Hardin-Simmons	Dec. 29, 2001
	45 (101-45)	Austin College	Dec. 3, 1991

PLAYERS IN DOUBLE-FIGURE POINTS

Total		Opponent	Date
1.	8	Howard Payne	Dec. 22, 2020
	8	Texas Wesleyan	Dec. 7, 1981
3.	7	Austin College	Jan. 30, 2007
	7	at Sam Houston State	Dec. 28, 1998
	7	Wayland Baptist	Dec. 1, 1971
6.	6, 26x	Last: Mary Hardin-Baylor	Nov. 13, 2021

PLAYERS WITH DOUBLE-FIGURE REBOUNDS

Total		Opponent	Date
1.	4	Huston-Tillotson	Nov. 29, 1990
	4	at West Texas A&M	Feb. 2, 1970
3.	3	Oral Roberts	Nov. 6, 2023
	3	Arkansas State	Jan. 21, 2016
	3	at Texas Wesleyan	Dec. 11, 1980
	3	Adams State	Dec. 19, 1974
	3	Lamar	Feb. 26, 1972
	3	Arkansas State	March 2, 1970
	3	Lamar	Feb. 14, 1967
	3	at Trinity	Feb. 23, 1965
	3	Texas Wesleyan	Dec. 3, 1964
12.	2, 83x	Last: at New Mexico	Nov. 16, 2023

PLAYERS WITH 20+ POINTS

Total		Opponent	Date
1.	5	Huston-Tillotson	Nov. 29, 1990
2.	4	North Texas	Feb. 25, 1991
	4	University of Dallas	Dec. 8, 1990
4.	3	at Sam Houston State	Jan. 28, 1998
	3	at Sam Houston State	Feb. 20, 1993
	3	North Texas	Feb. 15, 1992
	3	at Sam Houston State	Jan. 9, 1992
	3	Nicholls	Dec. 3, 1990
	3	SE Louisiana	Dec. 1, 1990
	3	at ULM	Mar. 4, 1989
	3	Oklahoma State	Jan. 14, 1984
	3	vs. Northeastern	Jan. 9, 1981
	3	at Centenary	Jan. 5, 1981
	3	McNeese State	Jan. 28, 1980
	3	Texas A&M Kingsville	Feb. 7, 1976
	3	Lamar	Feb. 14, 1967

SINGLE-GAME TEAM PROGRAM RECORDS

FEWEST POINTS

	Total (Score)	Opponent	Date
1.	31 (31-36)	at SMU	Dec. 16, 1989
2.	35 (35-50)	Denver	Dec. 31, 2012
3.	36 (36-64)	at North Texas	Nov. 18,2021
4.	38 (38-59)	vs. Drexel	Nov. 21, 2022
5.	41 (41-57)	at SE Louisiana	Jan. 8, 2005
6.	42 (42-41)	SE Louisiana	Nov. 30, 1983
7.	43 (43-62)	Nevada	Nov. 18, 2022
	43 (43-51)	ULM	Feb. 27, 1997
	43 (43-64)	East Texas Baptist	Dec. 6, 1962
	43 (43-42)	vs. Oklahoma Baptist	Dec. 29, 1961
11.	44 (44-92)	at Kentucky	Nov. 25, 2014
	44 (44-71)	at Stephen F. Austin	Jan. 24, 2004
	44 (44-61)	Seattle	Jan. 17, 2013
	44 (44-69)	at Oklahoma State	Dec. 19, 2013
15.	45 (45-88)	at Oklahoma State	Nov. 9, 2021
	45 (45-65)	at Missouri	Dec. 4, 2018
	45 (45-76)	at Texas	Nov. 7, 2002
	45 (45-66)	at Texas State	Jan. 9, 1998
In a Win			
	42 (42-41)	SE Louisiana	Nov. 30, 1983
In Conference Play			
	35 (35-50)	Denver (Western Athletic Conference)	Dec. 31, 2012
vs. Non-Conference Opponent			
	31 (31-36)	at SMU	Dec. 16, 1989

FEWEST POINTS AT HOME

	Total (Score)	Opponent	Date
1.	35 (35-50)	Denver	Dec. 31, 2012
2.	42 (42-41)	SE Louisiana	Nov. 30, 1983
3.	43 (43-62)	Nevada	Nov. 18, 2022
	43 (43-51)	ULM	Feb. 27, 1997
	43 (43-64)	East Texas Baptist	Dec. 6, 1962
6.	44 (44-61)	Seattle	Jan. 17, 2013
7.	46 (46-64)	Boise State	Jan. 2, 2013
	46 (46-64)	Oklahoma Baptist	Dec. 5, 1961
9.	47 (47-55)	UT Pan American	Dec. 21, 1959
10.	48 (48-52)	ULM	Feb. 29, 1992
	48 (48-49)	McNeese State	Feb. 12, 1983

FEWEST POINTS ON THE ROAD

	Total (Score)	Opponent	Date
1.	31 (31-36)	SMU	Dec. 16, 1989
2.	36 (36-64)	North Texas	Nov. 18, 2021
3.	41 (41-57)	SE Louisiana	Jan. 8, 2005
4.	44 (44-69)	Oklahoma State	Dec. 19, 2012
	44 (44-71)	Stephen F. Austin	Jan. 24, 2004
6.	45 (45-88)	at Oklahoma State	Nov. 9, 2021
	45 (45-65)	Missouri	Dec. 4, 2018
	45 (45-76)	Texas	Nov. 7, 2002
	45 (45-66)	Texas State	Jan. 9, 1998
10.	47 (47-67)	#14 Oregon	Nov. 17, 2019
11.	48 (48-80)	at Grand Canyon	Jan. 12, 2023
	48 (48-66)	Nicholls	Jan. 8, 2011
13.	49 (49-76)	SE Missouri State	Jan. 7, 1985
	49 (49-81)	Memphis	Dec. 4, 1968
15.	50 (50-70)	at Oklahoma	Dec. 19, 2021
	50 (50-57)	Appalachian State	Feb. 6, 2020
	50 (50-47)	Texas State	Feb. 27, 2003
	50 (50-106)	Creighton	Nov. 17, 2002
	50 (50-70)	Hardin-Simmons	Jan. 9, 1975
	50 (50-65)	ULM	Mar. 6, 1990
	50 (50-64)	Sam Houston State	Dec. 11, 1959

FEWEST POINTS AT A NEUTRAL SITE

	Total (Score)	Opponent	Date
1.	38 (38-59)	vs. Drexel	Nov. 21, 2022
2.	43 (43-42)	Oklahoma Baptist	Dec. 29, 1961
3.	49 (49-61)	UNC Greensboro	Nov. 15, 2005
	49 (49-68)	Trinity	Dec. 29, 1960
5.	50 (50-81)	McNeese State	March 5, 1997

SMALLEST COMBINED SCORE

	Total (Score)	Opponent	Date
1.	67 (31-36)	at SMU	Dec. 16, 1989
2.	83 (42-41)	SE Louisiana	Nov. 30, 1983
3.	85 (35-50)	Denver	Dec. 31, 2012
	85 (43-42)	vs. Oklahoma Baptist	Dec. 29, 1961
5.	94 (43-51)	ULM	Feb. 27, 1997
6.	95 (51-44)	UT Pan American	Dec. 19, 1996
7.	97 (38-59)	vs. Drexel	Nov. 21, 2022
8.	97 (48-49)	McNeese State	Feb. 12, 1983
	97 (50-47)	at Texas State	Feb. 27, 2003
10.	98 (51-47)	vs. Alabama State	Dec. 22, 1995
	98 (41-57)	at SE Louisiana	Jan. 8, 2005
	98 (52-46)	at McNeese State	Feb. 10, 2007
13.	100 (36-64)	at North Texas	Nov. 18, 2021
	100 (48-52)	ULM	Feb. 29, 1992
15.	102 (47-55)	UT Pan American	Dec. 21, 1959
16.	103 (56-47)	Lamar	Dec. 11, 2021

FEWEST POINTS IN A HALF

	Total (Half)	Opponent	Date
1.	8 (2nd)	at SMU	Dec. 16, 1989
2.	12 (1st)	at North Texas	Nov. 18, 2021
	12 (1st)	at Kentucky	Nov. 25, 2014
4.	13 (2nd)	vs. Drexel	Nov. 21, 2022
5.	14 (1st)	at Oklahoma State	Nov. 9, 2021
	14 (1st)	Little Rock	Jan. 23, 2016
7.	15 (1st)	at Toledo	Dec. 29, 1989
8.	16 (1st)	at Tarleton	Dec. 29, 2022
9.	17 (1st)	Denver	Dec. 31, 2012
	17 (1st)	at Oklahoma State	Dec. 17, 2012
	17 (1st)	at Nicholls	Jan. 8, 2011
	17 (1st)	at Stephen F. Austin	Jan. 27, 2007
	17 (1st)	at New Mexico	Dec. 29, 2005
	17 (1st)	vs. UNC Greensboro	Nov. 15, 2005
	17 (1st)	at ULM	Jan. 23, 1997
	17 (1st)	at Texas A&M Commerce	Dec. 10, 1962
17.	18 (2nd)	at Grand Canyon	Jan. 12, 2023
	18 (1st)	Nevada	Nov. 18, 2022
.	18 (1st)	at Oklahoma	Dec. 19, 2021
	18 (1st)	Boise State	Jan. 2, 2013
	18 (2nd)	Denver	Dec. 31, 2012
	18 (1st)	New Mexico	Jan. 3, 2005
	18 (1st)	at SE Louisiana	Nov. 30, 1983

FEWEST FIELD GOALS MADE

	Total	Opponent	Date
1.	10	Nevada	Nov. 18, 2022
2.	12	at North Texas	Nov. 18, 2021
	12	at SMU	Dec. 16, 1989
4.	13	at SE Louisiana	Jan. 8, 2005
	13	at Stephen F. Austin	Jan. 24, 2004
	13	Denver	Dec. 31, 2012
7.	14	vs. UNC Greensboro	Nov. 15, 2005
	14	at Memphis	Dec. 4, 1968
9.	15	vs. Drexel	Nov. 21, 2022
	15	at #14 Oregon	Nov. 17, 2019
	15	at Stephen F. Austin	Feb. 24, 2005
	15	at TCU	Nov. 22, 2003
	15	Arkansas State	Jan. 6, 1968

FEWEST FIELD GOALS ATTEMPTED

	Total	Opponent	Date
1.	29	at Nicholls	Jan. 8, 2011
2.	31	Arkansas State	Jan. 6, 1968
3.	33	Midwestern State	Dec. 20, 1967
4.	35	at Houston Baptist	Jan. 18, 1982

LOWEST FIELD GOAL % (Min. 50 Attempts)

	Pct. (FG-A)	Opponent	Date
1.	.179 (10-56)	Nevada	Nov. 18, 2022
2.	.234 (15-64)	at #14 Oregon	Nov. 17, 2019
3.	.235 (12-51)	at Texas State	Jan. 9, 1999
4.	.254 (15-59)	vs. Drexel	Nov. 21, 2022
5.	.255 (14-55)	vs. UNC Greensboro	Nov. 15, 2005
6.	.257 (18-70)	Montana	Dec. 28, 1996
7.	.258 (16-62)	Seattle	Jan. 17, 2013
8.	.265 (18-68)	Louisiana	Jan. 16, 2021
9.	.268 (19-71)	at Gonzaga	Dec. 18, 2018
10.	.270 (17-63)	at Kentucky	Nov. 25, 2014
11.	.274 (17-62)	Sam Houston State	Jan. 11, 1990
12.	.279 (17-61)	vs. McNeese State	Mar. 5, 1997

FEWEST FREE THROWS MADE

	Total	Opponent	Date
1.	0	at Hardin-Simmons	Jan. 9, 1975
2.	1	at Oklahoma State	Dec. 19, 2012
	1	at Centenary	Feb. 5, 1973
	1	vs. Georgia Southern	Dec. 29, 1972
5.	2, 12x	Last: vs. Harvard	Dec. 28, 1998

FEWEST FREE THROW ATTEMPTS

	Total	Opponent	Date
1.	1	at Hardin-Simmons	Jan. 9, 1975
2.	2	McNeese State	Feb. 28, 1977
	2	at Centenary	Feb. 5, 1973
4.	4, 9x	Last: at Stony Brook	Dec. 23, 2000

LOWEST FREE THROW % (Min. 10 Attempts)

	Pct. (FT-A)	Opponent	Date
1.	.182 (2-11)	vs. Alabama State	Dec. 22, 1995
2.	.285 (4-14)	at Lamar	Mar. 5, 1985
3.	.300 (3-10)	at Oklahoma State	Nov. 9, 2021
4.	.357 (5-14)	ULM	Jan. 16, 1999
	.357 (5-14)	at Louisiana Tech	Feb. 9, 1981
6.	.360 (9-25)	Northwestern State	Feb. 15, 1990
7.	.364 (4-11)	vs. Drexel	Nov. 21, 2022
	.364 (4-11)	at Missouri	Dec. 4, 2018

FEWEST REBOUNDS

	No.	Opponent	Date
1.	21	at Texas	Jan. 3, 2004
	21	Sam Houston State	Mar. 2, 2000
	21	vs. Valparaiso	Jan. 10, 1981
4.	22	at Nicholls	Jan. 8, 2011
	22	at Stephen F. Austin	Jan. 27, 2007
	22	at ULM	Feb. 5, 2004
	22	at Samford	Nov. 27, 1999
	22	Louisiana Tech	Feb. 26, 1981
9.	23, 4x	Last: vs. Miami	Nov. 13, 2005

ALL-TIME PROGRAM OVERTIME GAMES

Date	Opponent	W/L	Score
02-04-64	Arkansas State	L	76-82
02-16-65	Arkansas State	L	** 99-100
01-04-66	at Austin College	W	70-63
01-08-66	Lamar	L	** 91-93
02-14-67	Lamar	W	*** 138-135
01-20-68	at Texas Tech	L	83-93
01-30-68	at Texas Wesleyan	W	113-109
02-02-70	West Texas A&M	W	88-84
12-11-71	Hardin-Simmons	W	**** 118-117
01-10-72	at Butler	W	87-82
02-26-72	Lamar	W	96-92
12-23-72	Hardin-Simmons	W	81-76
01-18-73	Centenary	W	74-72
02-15-73	West Texas A&M	W	** 87-85
01-11-75	at E. New Mexico	L	69-70
01-10-76	at Denver	W	99-97
01-12-77	North Texas	L	101-105
02-21-77	Louisiana Tech	W	92-90
12-09-77	at Pepperdine	L	88-89
02-04-78	Louisiana Tech	L	** 77-79
01-12-80	North Texas	W	** 99-97
01-28-80	McNeese State	L	** 97-98
02-11-80	at Louisiana	L	79-86
02-13-80	at McNeese State	W	71-69
12-18-80	Centenary	W	81-78
01-31-81	Lamar	L	84-89
02-20-82	at Arkansas State	W	60-58
01-13-83	Texas Southern	L	** 102-104
02-10-83	at North Texas	L	98-105
12-05-83	Missouri State	W	63-58
02-02-84	ULM	L	71-74
02-09-85	ULM	W	75-74
11-29-85	Tarleton State	W	81-79
01-03-86	at Florida Southern	L	79-81
01-21-86	at Hardin-Simmons	L	75-79
02-21-87	at U.S. International	L	89-94
01-18-88	UTSA	L	72-79
01-30-88	at Texas State	L	73-75
02-23-88	Hardin-Simmons	L	87-88
12-30-89	vs. UNC Wilmington	L	64-66
12-11-92	vs. Gonzaga	W	** 95-87
12-11-93	TAMU-Commerce	W	** 100-97
12-29-93	at Chaminade	L	91-92
11-29-95	Grambling State	L	82-86
01-15-97	Texas State	W	66-63
01-30-97	McNeese State	W	69-67
02-13-97	Sam Houston State	L	75-78
12-28-98	at Sam Houston State	W	*** 124-123
02-06-99	Stephen F. Austin	W	** 85-83
11-22-99	at Arkansas	L	95-102
03-08-00	Northwestern State#	L	83-88
01-27-01	Sam Houston State	W	94-86
02-10-01	UTSA	W	86-77
03-07-01	at Sam Houston State#	L	** 98-103
12-20-01	at SE Louisiana	W	69-60
01-02-02	Oral Roberts	W	83-77
03-07-03	ULM	W	** 85-84
01-22-05	ULM	W	80-76
12-17-05	at San Diego	W	94-91
03-07-06	at Sam Houston State#	L	** 84-86
11-18-06	at TCU	L	** 89-97
01-11-07	at Nicholls	L	81-83
12-17-07	at TCU	L	74-77
01-10-08	at Central Arkansas	L	68-70
01-17-09	at UTSA	W	** 100-97
11-18-09	North Texas	L	** 99-101
01-05-10	Utah Valley	W	90-85
02-03-10	Texas A&M-Corpus Christi	W	71-66
02-16-11	Stephen F. Austin	W	66-65
02-19-11	at Southeastern Louisiana	W	68-66
02-26-11	at Northwestern State	L	71-78
12-17-11	at Tulsa	L	75-80
12-21-13	CSU Bakersfield	W	79-75
01-09-14	ULM	W	83-79
02-01-14	at Georgia State	L	91-101
03-06-14	at Troy	W	** 87-86
12-01-15	at Texas	L	73-80
01-16-16	at South Alabama	L	85-88
02-18-16	Louisiana	W	84-83
02-10-18	Texas State	W	70-68
12-21-18	at Cal Poly	W	75-70
2-2-19	at rv Texas State	W	** 84-77
2-23-19	ULM	W	** 91-86
2-28-20	Texas State	L	*** 85-87
1-29-21	at Arkansas State	L	75-83
11-16-21	Abilene Christian	L	71-80
12-30-21	South Alabama	W	89-87
1-8-22	at Georgia Southern	L	73-74
1-15-22	ULM	L	55-62
1-22-22	at Little Rock	L	*** 96-98
2-12-22	at Louisiana	W	80-77
2-25-23	Utah Tech	W	71-69

** Indicates How Many Overtimes If More Than One*
 # Southland Conference Tournament

ALL-TIME OVERTIME RECORDS:
TOTAL: 92 Games (48-44)
1 OT: 68 Games (35-33)
2 OT: 19 Games (10-9)
3 OT: 4 Games (2-2)
4 OT: 1 Games (1-0)

PROGRAM MILESTONE VICTORIES

Win 1 – UT Arlington 70, East Central Okla. 57 – 11/24/59
In their first game at the NCAA level, the Mavericks got 27 points from Ed Russell to defeat the Tigers.

Win 50 – UT Arlington 82, Bishop College 78 – 12/30/65
The Mavericks defeated Bishop College in the third-place game of the Cotton Bowl Classic.

Win 100 – UT Arlington 95, South Dakota State 81 – 12/6/71
Mark Burden scored 21 points and pulled down a then-record 17 rebounds. The win propelled UT Arlington to its most-ever victories in the SLC.

Win 150 – UT Arlington 81, Houston Baptist 69 – 12/7/77
The victory ended the longest losing streak in UT Arlington history at 21 games.

Win 200 – UT Arlington 93, Lousiana 83 – 2/21/81
Arguably the best Maverick squad ever, UT Arlington defeats a tough Ragin' Cajun side that propels the team to its first appearance in the NIT.

Win 250 – UT Arlington 74, San Francisco 65 – 12/21/85
UT Arlington defeats the Dons in the consolation game of the Albertsons Classic in Boise, Idaho.

Win 300 – UT Arlington 108, at Nicholls 84 – 1/2/91
Leonard Wilson scores 31 points and program all-time leading scorer Willie Brand adds 22. The victory starts an eight-game winning streak for the Mavs.

Win 350 – UT Arlington 70, North Texas 68 – 1/15/94
Trailing by three points at halftime, the Mavericks rally to defeat the Mean Green. The victory snaps a six-game losing streak.

Win 400 – UT Arlington 87, at Air Force 78 – 12/19/98
The Mavericks scored 52 points in the second half to erase a halftime deficit in Colorado Springs, Colo.

Win 450 – UT Arlington 81, Texas Wesleyan 65 – 11/30/02
The victory is UT Arlington's ninth straight versus the crosstown-rival Rams.

Win 500 – UT Arlington 87, UT Tyler 72 – 12/22/05
Brady Dawkins registers 15 points and seven assists in the victory over the Patriots.

Win 550 – UT Arlington 75, Utah Valley 64 - 1/3/2009
The Mavs end a five-game skid against Utah Valley behind 17 points from Ryan Toolson

Win 600 – UT Arlington 91, Lamar 82 - 1/14/2012
UTA wins its seventh in a row, on the way to a 16-game winning streak and 15-1 SLC record.

Win 650 – UT Arlington 87, Houston Baptist 69 - 12/22/2014
Jamel Outler drained seven 3-point field goals to help the Mavs move to 3-1 on the season with a homecoming victory.

Win 700 – UT Arlington 89, South Alabama 83 - 1/16/2017
The Mavs used a 16-point 2nd-half run then held off the Jaguars in Mobile, Ala.

Win 750 – UT Arlington 67, Georgia Southern 58 - 3/16/2019
UTA closed the Sun Belt Tournament semifinal matchup on a 10-0 run after Georgia Southern took a 58-57 lead with 5 minutes remaining in regulation and advanced to the Sun Belt Tournament Final for the second-straight year.

Win 800 – UT Arlington 75, Oral Roberts 71 - 11/6/2023
Trailing by as much as 11 early in the 2nd half, UTA methodically chipped away and eventually carved open a six-point edge, 65-59, with under 4 minutes remaining. UTA remained in front for the duration – icing the contest with a pair of DaJuan Gordon free throws with under 5 seconds showing.

2023-24 UTA MEN'S BASKETBALL SPEED CHART

AARON CASH
GR | G | 6-6 | 210
San Francisco, CA

PHILLIP RUSSELL
JR | G | 5-10 | 165
St. Louis, MO

MAKAIH WILLIAMS
FR | G | 6-1 | 185
Long Beach, CA

DAJUAN GORDON
GR | G | 6-5 | 195
Chicago, IL

AKILI VINING
GR | G | 6-2 | 185
Fort Worth, TX

BRANDYN TALBOT
JR | G | 6-5 | 181
Toronto, Ontario

DWAYNE KOROMA
R-SO | F | 6-8 | 205
Berlin, Germany

FREDS PAULS BAGATSKIS
SO | F | 6-8 | 180
Riga, Latvia

KADE DOUGLAS
FR | G | 6-2 | 170
Lancaster, TX

SHEMAR WILSON
SR | F | 6-9 | 215
Avondale, AZ

STERLING GASTON-CHAPMAN
JR | G | 6-4 | 218
Wichita, KS

DARRIUS MILES
JR | C | 6-10 | 250
Oak Cliff, TX

FABIO BASILI
SO | G | 6-4 | 175
Orlando, FL

2: muh-KIGH
3: deja-juan
4: uh-KEEL-ee VINE-ing
5: brand-IN
11: kuh-rome-uh
12: fred paul buh-GAT-skis
22: shuh-marr
23: gas-TUN
30: fah-bee-oh buh-silly

KT TURNER
HEAD COACH
1st Season

SEAN STOUT
ASST. COACH

JEREMY POPE
ASST. COACH

KEITH PICKENS
ASST. COACH

CODY SAN MIGUEL
ASST. COACH

DOUG COMPTON
ASST. COACH

MIKE BUHMEYER
STRENGTH COACH

ROYAL MILTON III
TRAINER

DERRICK OBASOHAN
GRAD ASST.



SEAN KOSTECKI
GRAD ASST.

MAX BRANDT
ANALYTICS

JASON MACBAIN
ASSOCIATE AD

RACHAEL MORGAN
ADMIN. ASST.