



2021-22 SOUTH ALABAMA MEN'S BASKETBALL

USAJaguars.com
@WeAreSouth_MBB
#BurnTheBoats



Game
29



South Alabama Jaguars (18-10) (8-7) vs UTA Mavericks (11-16) (7-9)

7 p.m. (CST)

February 25, 2022 • Mitchell Center • Mobile, Ala.

South Alabama Quick Facts

School Name University of South Alabama
Location Mobile, Ala.
Founded 1963
Enrollment 13,992
President Jo Bonner (Alabama '82)
NCAA Faculty Athletic Representative Dr. Paige Vitulli (South Alabama '86)
Athletics Director Dr. Joel Erdmann (S. Dakota St. '86)
National Affiliation NCAA Division I
Conference Sun Belt
Home Court Mitchell Center (10,000)
Nickname Jaguars
School Colors Blue, Red and White

• Coaching Staff •

Head Coach Richie Riley
Alma Mater Eastern Kentucky, 2005
Record at South Alabama 72-49 (4th year)
Career Record 107-77 (6th year)
Men's Basketball Office Phone (251) 460-6104
Best Time of Day to Reach Weekday mornings
Associate Head Coach Adam Howard
Alma Mater Western Kentucky, 2008
Assistant Coach Rodney Crawford
Alma Mater Cincinnati, 2002
Assistant Coach Tyler Parker
Alma Mater Faulkner, 2012

• Communications and Digital Media •

Communications and Digital Media/MBB Contact Zachary Pike
Office (251) 414-8184
Email zacharypike@southalabama.edu
Strategic Communications Fax (251) 414-8032
Press Row Phone (251) 460-7418
Comm and Digital Media Mailing Address... 300 Joseph E. Gottfried Drive
Athletics Administration Building
Mobile, AL 36688

• Basketball History •

First Year of Basketball 1968-69
Overall All-Time Record 875-690
All-Time Sun Belt Conference Record 387-325
NCAA Tournament Appearances/Last 8/2008
NIT Tournament Appearances/Last 4/2007
Sun Belt Tournament titles 1980, 1989, 1991, 1997
1998, 2006

Communications Contacts

South Alabama

Zachary Pike (zacharypike@southalabama.edu)
(251) 414-8184 (office)

THE COACHES

South Alabama

Richie Riley (Eastern Kentucky, 2005)

Record at USA: 72-49 (4th year)

Overall Record: 107-77 (6th year)

Record vs. UTA: 1-2

UTA

Greg Brown (Howard Payne, 1986)

Record at UTA: 11-16 (1st year)

Overall Record: Same

Record vs. South Alabama: 1-0

ON THE AIR

Radio: Sports Talk 99.5: **J.T. Crabtree** (pxp), **Joe McNulty** (color)

Web: <http://sportstalk995.iheart.com/listen> (audio)

ESPN+ (Internet Streaming): **J.D. Byars** (pxp), **Pat Greenwood** (color)

RANKINGS

USA: #140 Sagarin, NET #135

UTA: #229 Sagarin, NET #229

LAST GAME

South Alabama fell to Texas State 55-52 at home on Wednesday. UTA lost at Troy 59-53.

THE SERIES

Overall: USA leads the series 9-8

Longest USA streak: 5

Longest UTA streak: 5

Current Streak: UTA - 1

First Meeting: 12/30/72, 73-67, W

Last Meeting: 12/30/21, 89-87 (OT), L

2021-22 Schedule

Date	Opponent	Result/Time
11/9	Spring Hill	W 102-41
11/13	at Wichita State	L 58-64
11/16	at Alabama	L 68-73
11/20	Mobile	W 78-45
11/22	William Carey	W 76-53
11/25	San Diego#	W 68-67
11/26	Hawaii/UIC#	W 72-69
11/29	Texas A&M-Commerce	W 69-66
12/1	Southern Miss	W 85-55
12/4	at Jacksonville State	W 74-64
12/14	Tarleton	W 69-62
12/17	at Tarleton	L 52-65
12/21	SIU-Edwardsville	W 84-69
12/30	at UTA*	L 87-89 OT
1/1	at Texas State*	Canceled
1/6	Appalachian State*	L 64-72
1/8	Coastal Carolina*	Canceled
1/13	Georgia State*	W 74-65
1/15	Georgia Southern*	W 73-67
1/20	at Louisiana*	W 77-70
1/22	at ULM*	W 68-56
1/27	Troy*	W 82-63
1/29	at Troy*	L 68-77
2/3	at Georgia Southern	L 57-58
2/5	at Georgia State	L 62-69
2/10	Little Rock*	W 77-46
2/12	Arkansas State*	W 70-51
2/17	at Coastal Carolina*	W 71-68
2/19	at Appalachian State*	L 51-69
2/23	Texas State*	L 52-55
2/25	UTA*	7 p.m.
3/3-3/7	Sun Belt Championship TBA	

*denotes Sun Belt Conference game

Las Vegas Tournament

all times are Central and subject to change

Quick Hits (21-22)

Record: 18-10

vs. non-conf: 10-3 / vs. Sun Belt: 8-7 / vs. Division I: 14-10

Streak: Loss 2

Longest winning / losing streak: 8 / 3

No	Name	Pos.	Ht.	Wt.	Yr.	MPG	PPG	RPG	Notes
0	Tyrell Jones	G	6-1	186	Jr.	18.0	3.7	1.7	Posted nine pts, five rebs and a career-best five asts at Louisiana
*1	Lance Thomas	F	6-9	224	Gr.	10.7	2.9	1.8	Grabbed a season-best six rebounds vs. Little Rock
*2	Greg Parham	G	6-3	184	Gr.	-	-	-	Voted first-team all-SoCon by the media last season
3	Andrew Anderson	G	6-0	160	So.	-	-	-	Appeared in 12 games last season
4	Kayo Goncalves	F	6-8	212	Gr.	30.6	7.4	4.0	Hit the game-winning three as time expired at Coastal Carolina
10	Diante Smith	F	6-6	189	Jr.	27.4	7.4	3.8	Knocked down a career-high 5 three-pointers at Coastal Carolina
12	Alex Anderson	F	6-6	185	Fr.	24.0	6.1	3.4	Tied a career-best with 13 points vs. SIUE
13	Javon Franklin	F	6-7	220	Sr.	26.7	11.2	7.6	Posted his sixth double-double of the year at Troy
14	Adam Sizemore	G	5-9	166	Jr.	2.6	1.1	0.3	Hit his second three-pointer of the season vs. Little Rock
20	Marshall Kearing	F	6-9	225	Jr.	12.0	4.1	3.1	Tied a career-high with 14 points at App State
21	Charles Manning, Jr.	G	6-4	193	Sr.	30.9	15.7	3.8	Scored a career-high 26 points at UTA
22	Jay Jay Chandler	G	6-4	180	Gr.	31.4	15.8	3.5	Set a career-high with 26 points vs. Troy
24	Tyler Shirley	F	6-6	212	Fr.	6.6	1.4	1.5	Grabbed a career-best six rebounds at Georgia State
25	Jamal West	F	6-6	224	So.	6.1	2.3	1.9	Tied a season-high with nine points vs. Little Rock

Probable starters highlighted; *Transfer

SOUTH ALABAMA'S LAST GAME

South Alabama 52, Texas State 55 • February 23, 2022

MOBILE, Ala. — Javon Franklin posted a game-high 16 points and grabbed eight rebounds but the University of South Alabama men's basketball team lost to Texas State 55-52 on Wednesday night at the Mitchell Center.

Kayo Goncalves hit a three-pointer with 54.6 seconds left to tie the game at 50-50. Texas State's Caleb Asberry answered with the go-ahead triple with just over 26 seconds left as the Bobcats held on for the win.

Lance Thomas and Charles Manning each finished with nine points to lead the Jaguar offense.

Nighael Ceaser and Mason Harrell both added 11 points, while Asberry and Drue Dinno both chipped in nine points for the Bobcats.

Date: 2/23

Place: Mitchell Center

Final Score: South Alabama 52, Texas State 55

Records: South Alabama (18-10) (8-7), Texas State Bobcats (20-6) (11-3)

GAME FACTS

- Texas State jumped out to an early 12-7 lead, sparked by six points each from Harrell and Asberry.
- USA went on an 8-2 run and Thomas' second triple of the game put the Jags out in front, 17-16, with 7:07 left in the half.
- Ceaser hit a layup with just under a minute left to tie the game at 25-25 at the break for the Bobcats.
- Diante Smith and Thomas opened the second half with back-to-back treys to put USA up, 31-27.
- Harrell knocked down a three-pointer at the top of the key and Texas State took a 34-33 lead with 14:30 remaining.
- Goncalves hit his first three of the game and the Jags retook the lead, 38-36, with just under 12 minutes to go.
- South Alabama held Texas State to just two field goals over the next seven minutes and extended the lead to four, 45-41.
- The Bobcats answered with a 9-2 run to retake the lead, 50-47, with 2:44 left in the game.
- Goncalves tied the game at 50-50 with his second three-pointer of the game with 54.6 seconds left.
- Asberry responded with a triple as the shot clock nearly expired to put Texas State back in front, 53-50, with 26.1 seconds to go in the game.
- Harrell connected on a pair of free throws to put the Bobcats up three, 55-52, with 6.2 seconds left.
- South turned the ball over with less than one second left and Texas State held on for the 55-52 victory.

UTA's LAST GAME

UTA 53, Troy 59 • February 23, 2022

TROY, Ala. — In a Sun Belt Conference season literally completely full of single-digit losses, UT Arlington once again suffered a narrow defeat, this time coming at Troy on Wednesday night, 59-53, as the Mavericks let a late lead slip away.

With UTA holding a 48-45 advantage and under four minutes remaining, Troy countered with a 10-0 game-deciding run over the next three minutes to open up a 55-48 lead with just over 30 seconds left. After the Mavs pulled within five, 55-50, Troy missed not one, but two, front ends of 1-and-1 free-throw opportunities, giving UTA a chance to potentially tie the contest, but both offensive possessions yielded no points.

Nicolas Elame tied a career high with 17 points and also secured a team-high six rebounds in a starting role, but it was once again David Azore continuing his Sun Belt Player of the Year campaign with a game-high 24 points — his 10th performance of 20+ in conference action this year. Azore also corralled five rebounds.

The back-and-forth affair featured 17 lead changes, and the contest was tied on seven occasions as UTA was handed its ninth conference loss (every single defeat) of the season by less than 10 points — extending the single-season program record for single-digit league losses in any year.

The Mavs forced Troy into 22 turnovers compared with committing just 11 giveaways of their own, finishing with an 18-11 edge in points off those Trojan miscues. However, the key statistic from the night came on the glass as Troy dominated to the tune of 46-24 — including 16-5 on the offensive side — to post a +11 advantage in 2nd-chance points, 15-4.

BOX SCORE NUGGETS

- UTA falls to 11-16 overall and 7-9 in the Sun Belt, while Troy improves to 19-9 and 10-5.
- UTA was without its leading offensive rebounder Montez Young Jr. (3.3 PPG, 4.2 RPG) due to a non-COVID illness. His 46 offensive boards were the most on the team entering the game, and he is responsible for half of UTA's double-figure rebounding performances this season.
- Javon Levi finished with five points, a game-best six assists, four rebounds and a pair of steals for the Mavs.
- Kaodirichi Akobundu-Ehiogu had four blocks and three steals.
- UTA tied a season high with 13 steals.
- The Mavs used their 13th-different starting lineup of the season, tied for the 7th-most of any team in the nation: Akobundu-Ehiogu, Levi, Carson Bischoff, Azore and Elame.
- Both UTA and Troy shot 37 percent from the floor (UTA: 19-51, Troy: 19-52).
- Zoy Williams led the Trojans with 15 points, while Desmond Williams was their lone other double-figure scorer with 11.
- Efe Odigie pulled down a game-high 10 rebounds off the bench to pace the Trojans.

OPENING TIP

- UTA has won six out of the last seven matchups in the series.
- In the first matchup, South came up just short at UTA, falling 89-87 in overtime on Dec. 30, 2021.
- The Jags are ranked #135 in the NET, the second highest ranking in the Sun Belt.
- South Alabama is 12-2 at the Mitchell Center this season. The 12-2 record at home is the best start since Ronnie Arrow's 2007-08 team finished the season 17-1 at home.
- USA is currently fifth in the Sun Belt standings, the top four seeds ahead of the Jags have clinched a bye for next week's Sun Belt Tournament.
- UTA's David Azore leads the Sun Belt in scoring, averaging 19.7 points per game. Azore scored 30 points in the first meeting against the Jaguars.
- South is 11-0 this season when shooting at least 50 percent in the first half.
- The Jaguars are 14-1 this season when scoring at least 70 points.
- South Alabama is 11-1 this season when leading at halftime.
- South is ranked 30th in the NCAA in scoring defense.
- The Jags lead the Sun Belt with 5.0 blocked shots per game and rank 24th nationally in blocks per game.
- South is ranked in the top 3 of the Sun Belt in scoring offense (71.7), scoring margin (8.6), field-goal percentage (46.0), field-goal percentage defense (40.1), blocked shots per game, free throw attempts (499), three-point field goal defense (30.5) and turnovers per game (12.6).
- South Alabama features two of the top five scorers in the Sun Belt. Jay Jay Chandler is fourth, averaging 15.8 points per game and Charles Manning Jr. is fifth, averaging 15.7.
- Manning Jr. set a career-high in the last meeting with UTA, posting 26 points.
- USA is just one of two teams in the Sun Belt to have multiple players win SBC POTW. Chandler and Manning Jr. both have won the weekly award once each this season.
- Javon Franklin posted a game-high 16 points and pulled down eight rebounds in the 55-52 loss to Texas State on Wednesday. Franklin is averaging 12.1 points per game and 8.6 rebounds in Sun Belt action. Franklin posted his sixth double-double of the season at Troy.
- Franklin set career-highs in rebounds (15), offensive rebounds (11) and minutes played (41) at UTA. The 11 offensive rebounds were the most by a South Alabama player this season.
- Diante Smith topped his previous career-best with five three-pointers at Coastal Carolina. Smith is shooting 13-for-26 (50 percent) from beyond the arc over the past four games. Smith has knocked down a triple in nine straight games.
- Marshall Kearing tied a career-high with 14 points at App State on Saturday.
- Kayo Goncalves knocked down the game-winning three-pointer as time expired to beat Coastal Carolina 71-68 last Thursday. The game-winning shot as time expired was Goncalves' second of his career.
- South finished a perfect 12-for-12 from the charity stripe in the second half at Coastal Carolina and had 16 assists on 23 made field goals.
- Chandler dished out a career-best eight assists at Coastal Carolina on Thursday and added five assists at home against Texas State.
- Diante Smith topped his previous career-best with five three-pointers at Coastal Carolina. Smith is shooting 13-for-26 (50 percent) from beyond the arc over the past four games.
- The Jags finished the first half at Coastal Carolina 11-for-22 (50 percent) and have shot over 50 percent in the first half in three straight games.
- South limited Arkansas State to just 51 points, tying the lowest point total of the season for the Red Wolves.
- With the 70-51 win over Arkansas State, Richie Riley has won at least 17 games in all four years as the head coach at USA.
- The 31-point victory over Little Rock is tied for the biggest win in series history. The Jags previously beat the Trojans by 31 points, 79-48, on March 1, 1998.
- The Jags set a season-high by shooting 60 percent (30-50) from the field against Little Rock.
- South Alabama held the Georgia State to just 5-for-25 (20 percent) from the field in the second half, which was a season-best for a second half. The last time the Jags held a team to 20 percent or below for a half was on Dec. 28, 2019, against Mobile. The Jags limited Mobile to 16.1 percent shooting, going 5-for-31 from the floor.
- The Jaguars set several season-highs on offense at Louisiana. South Alabama shot 75 percent (21-28) in the second half. The last time South Alabama shot 70 percent or better in a half was an 81 percent effort on Feb. 20, 2020, against Appalachian State. The Jags finished a perfect 6-for-6 on three-pointers in the second half. The Jaguars dished out a season-best 18 assists and the 57 points in the second half were a season-high for any half.
- Richie Riley earned his 100th career win on Jan. 13 against Georgia State.
- The Jaguars are among the lowest percentage of minutes returning in the country for the 2021-22 season. USA brought back just 28.6 percent of minutes played from last season, which ranks as the eighth fewest in the NCAA. Only UT-Martin, Creighton, Missouri, Duquesne, Iowa State, Robert Morris and Boston College return fewer. Newcomers have accounted for over 87 percent of the scoring in South Alabama's first 28 games. Seven of the top eight scorers are newcomers.
- USA has already had an eight-game winning streak this season. Dating back to the 2019-20 season, South Alabama has had an eight-game winning streak the past three years.
- Manning Jr. posted a career-best 26 points against UTA and has scored 20 points or more in nine games this season. He has led the Jags in scoring in 12 contests this year. The Jags are 7-3 when Manning Jr. scores 20 or more.
- Manning Jr. and Chandler both finished with 20 points at Troy, marking the fourth time this season two Jags have scored at least 20 points in a game this season.
- Franklin finished with a career-high 22 points on 10-of-10 shooting in a 85-55 win over Southern Miss. His perfect night from the field put him third all-time in program history for most made field goals made without a miss; only Samuel Hines (12-12) vs. Auburn on Dec. 21, 1991, and Brandon Davis (11-11) at ULM on Jan. 8, 2009, finished with more.
- Goncalves ranks fourth in the Sun Belt with 61 three-pointers this season. Goncalves eclipsed the 1,000 point mark for his NCAA career earlier this season. Over 75 percent of his scoring has come from beyond the arc.

TEAM STATS

	South Alabama	UTA
Scoring Offense	71.7	67.9
Scoring Defense	63.1	69.0
Scoring Margin	8.6	-1.2
Rebounds	34.4	37.0
Assists	11.5	14.4
Blocks	5.0	4.1
Steals	6.7	7.8
FG%	46.0%	42.6%
3-Pt FG%	33.4%	32.0%

SEASON LEADERS

	South Alabama		UTA	
Pts	Jay Jay Chandler	15.8	David Azore	19.7
Rebs	Javon Franklin	7.6	Kao Akobundu-Ehiogu	4.7
Assists	Charles Manning Jr.	96	Javon Levi	142
Steals	Charles Manning Jr.	34	Javon Levi	48
Blocks	Javon Franklin	33	Kao Akobundu-Ehiogu	48
FG %	Javon Franklin	65.8%	Kao Akobundu-Ehiogu	68.6%
3-Pt FG %	Diante Smith	38.7%	Carson Bischoff	42.9%
3-Pt FG's	Kayo Goncalves	61	Carson Bischoff	36
FT %	Charles Manning Jr.	77.5%	David Azore	83.1%

SUN BELT LEADERS

Pts	David Azore (UTA)	19.7
	Norchad Omier (ARST)	17.4
	Adrian Delph (APP)	17.2
	Jay Jay Chandler (USA)	15.8
	Charles Manning Jr. (USA)	15.7
Rebs	Norchad Omier (ARST)	12.1
	Essam Mostafa (CCU)	9.5
	Jordan Brown (ULL)	8.8
	Theo Akwuba (ULL)	8.3
Assists	Ebrima Dibba (CCU)	5.6
	Javon Levi (UTA)	5.3
	Caleb Fields (ARST)	4.5
Steals	Elijah Gonzales (ULM)	1.92
	Desi Sills (ARST)	1.84
	Javon Levi (UTA)	1.78
Blocks	Kao Akobundu-Ehiogu (UTA)	2.37
	Norchad Omier (ARST)	2.08
FG %	Javon Franklin (USA)	65.8%
	Norchad Omier (ARST)	65.4%
	Nighael Ceaser (TXST)	59.9%
3-Pt FG %	Kentrell Garnett (ULL)	50.0%
	Avery Felts (ARST)	46.3%
	Rudi Williams (CCU)	43.2%
3-Pt FGs	Adrian Delph (APP)	89
	Vince Cole (CCU)	72
	Russell Harrison (ULM)	62
	Kayo Goncalves (USA)	61
FT %	Marquis Eaton (ARST)	88.9%
	Mason Harrell (TXST)	85.7%

THE JAGUARS ARE...

Jaguars lead at the half	11-1; Sun Belt: 5-0
Opponent leads at the half	7-8; Sun Belt: 3-6
Game tied at the half	0-2; Sun Belt: 0-1
Jaguars out-shoot opponent	15-3; Sun Belt: 7-2
Opponent out-shoots Jaguars	3-7; Sun Belt: 1-5
Jaguars out-rebound opponent	9-2; Sun Belt: 2-1
Opponent out-rebounds Jaguars	8-8; Sun Belt: 6-6
Rebounds are even	1-0; Sun Belt: 0-0
Jaguars shoot 50+% in the 1st half	11-0; Sun Belt: 5-0
Jaguars shoot below 50% in the 1st half	7-10; Sun Belt: 3-7
Jaguars shoot 50+% in the 2nd half	10-1; Sun Belt: 4-1
Jaguars shoot below 50% in the 2nd half	8-9; Sun Belt: 4-6
Jaguars shoot 50+% in the game	8-0; Sun Belt: 4-0
Jaguars shoot below 50% in the game	9-10; Sun Belt: 4-7
Opponent shoots 50+% in the 1st half	4-3; Sun Belt: 0-2
Opponent shoots below 50% in the 1st half	15-7; Sun Belt: 8-4
Opponent shoots 50+% in the 2nd half	0-2; Sun Belt: 0-1
Opponent shoots below 50% in the 2nd half	18-8; Sun Belt: 8-6
Opponent shoots 50+% in the game	0-1; Sun Belt: 0-1
Opponent shoots below 50% in the game	18-9; Sun Belt: 8-6
Jaguars make 15+ free throws	9-3; Sun Belt: 3-3
Jaguars make fewer than 15 free throws	9-7; Sun Belt: 5-4
Opponent makes 15+ free throws	4-3; Sun Belt: 4-3
Opponent makes fewer than 15 free throws	14-7; Sun Belt: 4-4
Jaguars have more turnovers than opponent	5-5; Sun Belt: 3-4
Opponent has more turnovers than Jaguars	13-4; Sun Belt: 5-3
Turnovers are the same	0-1; Sun Belt: 0-1
Jaguars have a positive assist/turnover ratio	9-2; Sun Belt: 4-2
Jaguars have a negative assist/turnover ratio	8-8; Sun Belt: 3-5
Jaguars have an even assist/turnover ratio	1-0; Sun Belt: 1-0
Jaguars' bench out-scores opponent's bench	7-3; Sun Belt: 2-2
Opponent's bench out-scores Jaguars' bench	11-7; Sun Belt: 6-5
Bench points are even	0-0; Sun Belt: 0-0
When a USA player has a double-double	4-3; Sun Belt: 2-1
When Javon Franklin has a double-double	2-3; Sun Belt: 2-1
When Charles Manning Jr scores 20+ points	7-3; Sun Belt: 3-2
When Jay Jay Chandler scores 20+ points	7-3; Sun Belt: 3-2
When Javon Franklin scores 20+ points	1-1; Sun Belt: 0-1
Jaguars score fewer than 50 points	0-0; Sun Belt: 0-0
Jaguars score between 50-59 points	0-5; Sun Belt: 0-3
Jaguars score between 60-69 points	4-4; Sun Belt: 1-2
Jaguars score between 70-79 points	9-0; Sun Belt: 6-0
Jaguars score between 80-89 points	3-1; Sun Belt: 1-1
Jaguars score between 90-99 points	1-0; Sun Belt: 0-0
Jaguars score 100+ points	1-0; Sun Belt: 0-0
Opponent scores fewer than 50 points	3-0; Sun Belt: 1-0
Opponent scores between 50-59 points	4-2; Sun Belt: 2-2
Opponent scores between 60-69 points	10-4; Sun Belt: 4-2
Opponent scores between 70-79 points	1-3; Sun Belt: 1-2
Opponent scores between 80-89 points	0-1; Sun Belt: 0-1
Opponent scores between 90-99 points	0-0; Sun Belt: 0-0
Opponent scores 100+ points	0-0; Sun Belt: 0-0
Games decided by one point	1-1; Sun Belt: 0-1
Games decided by 2-3 points	3-2; Sun Belt: 1-2
Games decided by 4-5 points	0-1; Sun Belt: 0-0
Games decided by 20+ points	5-0; Sun Belt: 1-0
Games decided in overtime	0-1; Sun Belt: 0-1
November games	6-2; Sun Belt: 0-0
December games	4-2; Sun Belt: 0-1
January games	5-2; Sun Belt: 5-2
February games	3-4; Sun Belt: 3-4
March games	0-0; Sun Belt: 0-0

Game-By-Game Starting Lineups

Opponents	Forward	Forward	Guard/Forward	Guard/Forward	Guard
Spring Hill	Goncalves	Franklin	Chandler	Jones	Manning Jr.
at Wichita State	Goncalves	Franklin	Smith	Jones	Chandler
at Alabama	Goncalves	Franklin	Smith	Chandler	Manning Jr.
Mobile	Goncalves	Kearing	Anderson	Chandler	Manning Jr.
William Carey	Goncalves	Franklin	Anderson	Chandler	Manning Jr.
San Diego	Goncalves	Franklin	Anderson	Chandler	Manning Jr.
Hawaii	Goncalves	Franklin	Anderson	Chandler	Manning Jr.
Texas A&M-Commerce	Goncalves	Franklin	Anderson	Chandler	Manning Jr.
Southern Miss	Goncalves	Franklin	Anderson	Chandler	Manning Jr.
at Jacksonville State	Goncalves	Franklin	Anderson	Chandler	Manning Jr.
Tarleton	Goncalves	Franklin	Anderson	Chandler	Manning Jr.
at Tarleton	Goncalves	Franklin	Anderson	Smith	Chandler
SIU-Edwardsville	Goncalves	Franklin	Anderson	Chandler	Manning Jr.
at UTA	Goncalves	Franklin	Anderson	Chandler	Manning Jr.
at Texas State#	--	--	--	--	--
Appalachian State	Goncalves	Smith	Anderson	Chandler	Manning Jr.
Coastal Carolina#	--	--	--	--	--
Georgia State	Goncalves	Franklin	Kearing	Chandler	Manning Jr.
Georgia Southern	Goncalves	Franklin	Kearing	Chandler	Manning Jr.
at Louisiana	Goncalves	Franklin	Kearing	Chandler	Manning Jr.
at ULM	Goncalves	Franklin	Kearing	Chandler	Manning Jr.
Troy	Goncalves	Franklin	Jones	Chandler	Manning Jr.
at Troy	Goncalves	Franklin	Jones	Chandler	Manning Jr.
at Georgia Southern	Goncalves	Franklin	Jones	Chandler	Manning Jr.
at Georgia State	Goncalves	Franklin	Anderson	Chandler	Jones
Little Rock	Thomas	Franklin	Smith	Chandler	Manning Jr.
Arkansas State	Thomas	Franklin	Smith	Chandler	Manning Jr.
at Coastal Carolina	Thomas	Franklin	Smith	Chandler	Manning Jr.
at Appalachian State	Thomas	Franklin	Smith	Chandler	Manning Jr.
Texas State	Thomas	Franklin	Smith	Chandler	Manning Jr.
UTA					

Canceled

Starting Combos & W-L Marks:

	All Games	Sun Belt
Goncalves, Franklin, Chandler, Jones, Manning Jr.	1-0	0-0
Goncalves, Franklin, Smith, Chandler, Jones	0-1	0-0
Goncalves, Franklin, Smith, Chandler, Manning Jr.	0-1	0-0
Goncalves, Kearing, Anderson, Chandler, Manning Jr.	1-0	0-0
Goncalves, Franklin, Anderson, Chandler, Manning Jr.	8-1	0-0
Goncalves, Franklin, Anderson, Smith, Chandler	0-1	0-1
Goncalves, Smith, Anderson, Chandler, Manning Jr.	0-1	0-1
Goncalves, Franklin, Kearing, Chandler, Manning Jr.	4-0	4-0
Goncalves, Franklin, Manning Jr., Chandler, Jones	1-2	1-2
Goncalves, Franklin, Anderson, Chandler, Jones	0-1	0-1
Thomas, Franklin, Smith, Chandler, Manning Jr.	3-2	3-2

USA Start Chart

Player	2021-22	Current Streak	Career
Kayo Goncalves.....	23	0	49
Jamal West.....	0	0	16
Jay Jay Chandler.....	28	28	28*
Tyrell Jones.....	6	0	6*
Charles Manning, Jr.....	25	5	25*
Javon Franklin.....	25	13	25*
Diante Smith.....	9	5	9*
Alex Anderson.....	13	1	13
Marshall Kearing.....	5	0	5
Lance Thomas.....	5	5	5

* Career starts at South Alabama

USA Among The Sun Belt and NCAA Leaders

Category	TEAM	No.	NCAA
Scoring Offense		71.7	161
Scoring Defense		63.1	30
Scoring Margin		8.6	56
Rebounding Margin		-0.5	226
Assists		11.5	287
Blocked Shots		5.0	T-24
Steals		6.7	T-157
Turnover Margin		2.1	66
Assist/Turnover Ratio		0.91	263
Field Goal Percentage		.460	77
FG Percentage Defense		.401	29
3-Point Field Goals Per Game		6.8	T-242
3-Point Field Goal Pct.		.334	207
Free Throw Percentage		.703	211

INDIVIDUAL

Points Per Game	No.	SBC	NCAA
Jay Jay Chandler	15.9	4	162
Charles Manning Jr.	15.8	5	168
Rebounds Per Game	No.	SBC	NCAA
Javon Franklin	7.6	5	115
Assists Per Game	No.	SBC	NCAA
Charles Manning Jr.	3.6	7	211
Three-point FGM	No.	SBC	NCAA
Kayo Goncalves	61	4	137
Free Throw Pct.	No.	SBC	NCAA
Charles Manning Jr.	.775	7	227
Jay Jay Chandler	.769	8	242
Field Goal Pct.	No.	SBC	NCAA
Jay Jay Chandler	.457	6	174
Charles Manning Jr.	.436	7	222
Blocks Per Game	No.	SBC	NCAA
Javon Franklin	1.22	5	131
Charles Manning Jr.	1.00	9	203
Double Doubles	No.	SBC	NCAA
Javon Franklin	6	3	86
Marshall Kearing	2	10	348



Richie Riley **Head Coach** **Eastern Kentucky, 2005** **4th Season**

In his three seasons at the helm of the South Alabama men's basketball program, Richie Riley has led the Jaguars to three straight seasons of 17 or more wins.

Last season, Riley guided USA to a 17-11 record including an eight-game winning streak in Sun Belt conference play. The eight-game winning streak was the second straight season for South, as the 2019-

2020 club finished the season with eight straight victories before the season was cancelled due to the COVID-19 pandemic.

The offense posted a scoring average of 74.1, the third straight season under Riley South Alabama has scored over 70 points per game.

Michael Flowers paced the Jag offense, leading the Sun Belt in scoring with 21.0 points per game in route to a first team all-Sun Belt selection and Sun Belt Men's Basketball Newcomer of the Year.

During the 2019-20 campaign, South finished 20-11, its first 20-win season since 2008-09 and had two players — Josh Ajayi and Trae Mitchell — named all-Sun Belt for a second straight year. Ajayi led the Sun Belt in field-goal percentage and finished fourth in rebounding on his way to a second straight first team all-Sun Belt selection. Mitchell had 11.1 points per game, 5.8 rebounds and finished second in the Sun Belt with 1.5 blocks per game.

Ajayi and Mitchell paced a group of five players in double digits during the 2018-19 season, a first for the program since 1996-97. Ajayi, who led the Sun Belt in field-goal percentage and ranked in the league's top in both scoring and rebounding, was voted to the second team, while Mitchell, the school's second-ever player — and first since 1988-89 — to record 200 rebounds and 100 assists in the same season.

The offense, which posted a scoring average of 72.9, USA's highest since 2007-08, was firing on all cylinders in December during a span that saw South Alabama go 6-2. Starting Dec. 8, the Jaguars recorded 79 points or more and posted a positive assist/turnover ratio in six straight outings, neither of which had been done since the end of the 1990-91 campaign. In addition, the Jags also shot 50 percent or better in five straight games during that span, which also had not been done since 1990-91.

A recruiting strategy based heavily on the transfer market brought in highly-regarded players from California, Florida and South Carolina, and all-conference honorees from American, High Point and Howard.

Riley was announced on March 8, 2018 as the 10th head coach in the history of the program after helping Nicholls to its first regular-season Southland Conference championship since 1998.

Riley was the head coach the previous two seasons at Nicholls, compiling a 35-28 overall record and a 22-14 mark in the Southland Conference. In his last season, he led the Colonels to the regular-season co-championship with a 15-3 record in league play and an overall mark of 21-11; it was the program's first winning season since the 2008-09 campaign.

Nicholls led the conference in scoring with an average of 82.5 points per game, and was among the top three in the league in eight other statistical categories including second in field-goal percentage (47.2%), 3-point field goals per game (8.1), steals per game (9.6) and scoring margin (+7.2 ppg). Not only was the team among the top five in the country in total steals, steals per game and turnovers forced, it ranked among the top 25 nationally in scoring average and top 50 in field-goal percentage as well.

Under his guidance, Roddy Peters became the Colonels' first first-team all-League selection since 2013 this season, with two other student-athletes earning all-Southland recognition during Riley's two years at the helm of the program.

Peters, who was also the league's newcomer of the year, joined fellow all-Southland honoree Tevon Saddler in the top six in the conference in scoring, with 19.7 and 15.8 points per game, respectively. Peters was second in scoring and sixth with 4.2 assists per contest, while Saddler, a second-team selection, was sixth in points and ninth with 6.6 rebounds per game.

The Colonels' tenacity on defense led to three players listed in the conference's top 11 in steals, including all-defensive team member Jahvaughn Powell, who led the SLC in steals per game (2.3), and Kevin Johnson, who ranked third (1.9).

The season before, the team went 7-11 in league play and 14-17 overall, but led the Southland in both blocks (6.1) and 3-pointers (9.0) per game. The Colonels were fourth in steals per game (7.5), but Powell was second individually (2.0), and Johnathan Bell ranked third (1.9).

Powell paced the SLC in assists per game (5.0) and Liam Thomas was the statistical champion in blocks (4.2).

Prior to taking over at Nicholls, he was an assistant for two seasons at Clemson. In his first season on the staff, he helped the Tigers to eight Atlantic Coast Conference wins — with one coming at NCAA Sweet 16 participant North Carolina State — as well as a pair of victories over NCAA Tournament teams from the SEC, including a top-25 Arkansas squad. The following year Clemson won 10 ACC games for only the fifth time in program history, while his efforts in recruiting helped the Tigers sign both ESPN 4-star top-100 prospect Ty Hudson and the No. 2 national junior-college prospect, Legend Robertin.

As an assistant at Alabama-Birmingham from 2012-14, Riley played a key role in the Blazers signing a top-25 recruiting class that would provide the core of a team that advanced to the third round of the 2015 NCAA Tournament; the group included three individuals who would go on to earn all-Conference USA honors as well as the league's 6th Man-of-the-Year Award. His time at UAB was highlighted by a 63-59 victory over No. 16 North Carolina during the 2013-14 season.

Riley's efforts with the Blazers led to his selection to attend the prestigious Villa 7 Conference for rising assistants.

In his lone season at Eastern Kentucky in 2011-12, he was part of a staff that led the Colonels to a 16-16 record. But his efforts in recruiting for the program played a part in signing a class that would help EKU advance to the NCAA Tournament in 2015; the group included Corey Walden, who would go on to twice be chosen the Ohio Valley Conference Defensive Player of the Year and the 2014 OVC Tournament Most Valuable Player in addition to being voted first-team all-League in '15.

Riley's first experience at the NCAA Division I level came at Coastal Carolina, where he was an assistant on Cliff Ellis' staff from 2009-11. In his two years with the program, the Chanticleers posted a 56-13 mark overall and 31-5 record in the Big South Conference, winning a pair of regular-season titles, advancing to the conference tournament championship game twice and making an appearance in the National Invitation Tournament each season.

After beginning his coaching career as an assistant at Georgetown (Ky.) from 2003-05, Riley also served as an assistant at Hawai'i-Pacific during the 2005-06 campaign before a three-season stint at Pikeville (Ky.) from 2006-09. While at PC he received the honor of 'Top NAIA Assistant' from RecruitingRumors.com.

A 2005 Eastern Kentucky graduate with a degree in special education and human behavior, Riley and his wife Jess have three sons, Reese, Rock and Rush.

The Riley Ledger

Year	School	Overall	Conference	Finish	Notes
Assistant Coach					
2003-04	Georgetown (Ky.)	30-8	8-2	1st	Regular season champs
2004-05	Georgetown (Ky.)	28-6	8-2	T-1st	Regular season co-champs
2005-06	Hawai'i Pacific	8-19	3-8	4th	—
2006-07	Pikeville	12-19	3-7	T-4th	—
2007-08	Pikeville	22-9	4-6	4th	—
2008-09	Pikeville	20-12	7-5	T-3rd	—
2009-10	Coastal Carolina	28-7	15-3	1st	Regular season champs; NIT
2010-11	Coastal Carolina	28-6	16-2	1st	Regular season champs; NIT
2011-12	Eastern Kentucky	16-16	7-9	8th	—
2012-13	Alabama-Birmingham	16-17	7-9	T-7th	—
2013-14	Alabama-Birmingham	18-13	7-9	T-8th	—
2014-15	Clemson	16-15	8-10	T-8th	—
2015-16	Clemson	17-14	10-8	T-7th	—
Head Coach					
2016-17	Nicholls State	14-17	7-11	T-8th	—
2017-18	Nicholls State	21-11	15-3	T-1st	Southland Coach of the Year
2018-19	South Alabama	17-17	8-10	8th	—
2019-20	South Alabama	20-11	13-7	2nd	Regular season; post-season canceled: COVID
2020-21	South Alabama	17-11	10-7	3rd (East)	—
2021-22	South Alabama	18-10	8-7		
Head Coach (6)		107-77	61-43	1 Regular Season Title	
South Alabama (4)		72-49	39-31		



SOUTH ALABAMA ROSTER

No.	Name	Pos.	Ht.	Wt.	Yr.-Exp.	Hometown (Previous School/High School)
0	Tyrell Jones	G	6-1	186	Jr.-2L	Chicago, Ill. / Auburn
1	Lance Thomas	F	6-9	224	Gr.-4L	Norcorss, Ga. / Memphis
2	Greg Parham	G	6-3	184	Gr.-4L	Richmond, Va. / VMI
3	Andrew Anderson	G	6-0	165	So.-1L	Memphis, Tenn. / Tipton-Rosemark Academy
4	Kayo Goncalves	F	6-8	212	Gr.-TR	Rio de Janeiro, Brazil (Southeastern Oklahoma State)
10	Diante Smith	F	6-6	185	Jr.-2L	Fort Walton Beach, Fla. / TCU
12	Alex Anderson	F	6-6	185	Fr.-HS	Memphis, Tenn. / Tipton-Rosemark Academy
13	Javon Franklin	F	6-7	220	Sr.-3L	Little Rock, Ark. / Auburn
14	Adam Sizemore	G	5-9	166	Jr.-2L	London, Ky. / North Laurel HS
20	Marshall Kearing	F	6-9	225	Jr.-2L	Perth, Australia / State College of Florida
21	Charles Manning Jr.	G	6-4	193	Sr.-3L	Riverhead, N.Y. / LSU
22	Jay Jay Chandler	G	6-4	180	Gr.-4L	Katy, Texas / Texas A&M
24	Tyler Shirley	F	6-6	212	Fr.-HS	Mableton, Ga. / Pebblebrook HS
25	Jamal West	F	6-5	224	So.-1L	Baltimore, Md. / St. Frances Academy

Head coach: Richie Riley (Eastern Kentucky '05), fourth season

Associate head coach: Adam Howard (Western Kentucky '08), fourth season

Assistant coaches: Rodney Crawford (Cincinnati '02), first season

Tyler Parker (Faulkner '12), fourth season

Director of operations: Mikel Kosich (Montana State-Billings '15), fourth season

Director of scouting: Kurt Young, (Morehead State '95), second season

Director of player development: Cam Boyd, (Huntingdon '20), first season

Director of student-athlete welfare: Chad Lott, (South Alabama '20), first season

Pronunciation Guide

Kayo Goncalves — Kai-oh Gon-sal-ves

Tyrell Jones — Ty-rell

Greg Parham — Pare-ham

Diante Smith — DEE - augn - tay

SOUTH ALABAMA RESULTS AND LEADERS

Date	Opponent	Time/Result	Points	Rebounds	Assists	Blocks	Steals
11/9	Spring Hill	W 102-41	Chandler-21	Franklin-9	Jones-4	Smith-2	Chandler/Smith-3
11/13	at Wichita State	L 58-64	Franklin-18	Franklin-12	Franklin-2*	Franklin-2**	Smith-1**
11/16	at Alabama	L 68-73	Manning Jr-23	Franklin-11	Manning Jr-4	Goncalves-1*	Franklin-4
11/20	Mobile	W 78-45	Chandler-15	Kearing-16	Manning Jr-5	Smith-1*	Kearing-3*
11/22	William Carey	W 96-53	Chandler-22	Kearing-10	Manning Jr-4	Franklin-3	Manning Jr-3
11/25	San Diego#	W 68-67	Chandler/Manning Jr.-21	Smith-7	Manning Jr-5	N/A	Chandler-5
11/26	Hawaii#	W 72-69	Manning Jr.-25	Manning Jr.-7	Chandler-4	Kearing-2	Smith-4
11/29	Texas A&M-Commerce	W 69-66	Manning Jr.-20	Franklin-7	Manning Jr-5	Manning Jr.-5	Manning Jr.-3
12/1	Southern Miss	W 85-55	Franklin-22	Franklin-9	Chandler-6	Thomas/West-2	Franklin-4
12/4	at Jacksonville State	W 74-64	Manning Jr.-22	Chandler-7	Manning Jr.-2	Franklin-2	Al. Anderson-2
12/14	Tarleton State	W 69-62	Manning Jr.-17	Franklin-9	Manning Jr.-5	Manning Jr.-6	Smith-1****
12/17	at Tarleton State	L 52-65	Chandler-23	Goncalves-8	Anderson-3	Franklin-3	Chandler-2
12/21	SIU-Edwardsville	W 84-69	Chandler-22	Franklin-9	Manning Jr.-6	Anderson-3	Manning Jr.-3
12/30	at UTA*	L 87-89 OT	Manning Jr.-26	Franklin-15	Chandler-5	Franklin-4	Franklin/Manning Jr.-3
1/1	at Texas State*	Canceled	--	--	--	--	--
1/6	Appalachian State*	L 64-72	Chandler-19	Manning Jr.-8	Manning Jr.-4	Kearing-4	Chandler/Manning Jr.-1
1/8	Coastal Carolina*	Canceled	--	--	--	--	--
1/13	Georgia State*	W 74-65	Manning Jr.-20	Franklin-10	Manning Jr-6	Thomas-2	Thomas/Manning Jr.-1
1/15	Georgia Southern*	W 73-67	Manning Jr./Franklin-19	Franklin-12	Manning Jr.-3**	Franklin/Manning Jr.-2	Kearing-2
1/20	at Louisiana*	W 77-70	Manning Jr.-20	Jones/Franklin/Manning Jr.-5	Manning Jr./Jones-5	Thomas-2	Goncalves/Franklin-2
1/22	at ULM*	W 68-56	Chandler-21	Franklin-5	Franklin-6	Manning Jr.-2	Manning Jr.-4
1/27	Troy*	W 82-63	Chandler-26	Franklin-8	Manning Jr.-6	Franklin-3	Franklin/Jones/Manning-2
1/29	at Troy*	L 68-77	Chandler/Manning Jr.-20	Franklin-11	Jones/Manning Jr.-2	Goncalves/Manning Jr.-1	Chandler-3
2/3	at Georgia Southern*	L 57-58	Chandler-15	Franklin-8	Jones/Manning Jr.-2	Franklin/Goncalves-2	Franklin-3
2/5	at Georgia State*	L 62-69	Chandler-26	Smith-8	Goncalves/Smith-2	Franklin-2	Franklin-2
2/10	Little Rock*	W 77-46	Chandler-14	Kearing/Thomas/Franklin-6	Manning Jr./Chandler-5	Franklin/West-1	Manning Jr./Kearing-3
2/12	Arkansas State*	W 70-51	Chandler-22	Franklin-8	Manning Jr./Chandler-3	Thomas/Smith/Goncalves-1	Manning Jr.-2
2/17	at Coastal Carolina*	W 71-68	Chandler-17	Franklin-14	Chandler-8	Franklin-2	Manning Jr./Goncalves-1
2/19	at Appalachian State*	L 51-69	Kearing-14	Franklin/Anderson-6	Manning Jr.-3	--	Smith/Chandler-2
2/24	Texas State*	L 52-55	Franklin-16	Franklin-8	Chandler-5	Franklin-3	Goncalves-2
2/26	UTA*						

INDIVIDUAL SUPERLATIVES

South Alabama	Category	Opponent
26**, Jay Jay Chandler at Georgia State (2/5).....	Points	30, David Azore, at UTA (12/30)
16, Javon Franklin vs. Southern Miss (12/1).....	Points/1st Half	13, Jaden Shackelford, at Alabama (11/16)
22, Jay Jay Chandler at Georgia State (2/5).....	Points/2nd Half	18, David Azore, at UTA (12/30)
10**, Javon Franklin vs. Southern Miss (12/1).....	Field Goals Made	11, David Azore, at UTA (12/30)
22, Jay Jay Chandler vs. San Diego (11/25).....	Field Goal Attempts.....	20*, David Azore, at UTA (12/30)
1.000 (10-10), Javon Franklin vs. Southern Miss (12/1).....	Field Goal Percentage (min. 5 FGM).....	.857 (12-14), Rudi Williams, at Coastal Carolina (2/17)
5, Diante Smith, at Coastal Carolina (2/17).....	3-Pointers Made	6, Adrian Delph, at App State (2/19)
14, Kayo Goncalves vs. Alabama (11/16).....	3-Pointers Attempted.....	14, Jairus Roberson, vs. Texas A&M-Commerce (11/29)
.667*** (4-6), Kayo Goncalves vs. Arkansas State (2/12).....	3-Point Percentage (min. 3 3FGM).....	1.000 (3-3), Desmond Polk, vs. SIUE (12/21)
10, Charles Manning Jr. at UTA (12/30).....	Free Throws Made.....	12, Rudi Williams, at Coastal Carolina (2/17)
13, Jay Jay Chandler vs. Spring Hill (11/9).....	Free Throws Attempted.....	14, Rudi Williams, at Coastal Carolina (2/17)
1.000 (9-9), Jay Jay Chandler at Coastal Carolina (2/17).....	Free Throw Percentage (min. 5 FTM).....	1.000 (11-11), Kane Williams, at Georgia State (2/5)
16, Marshall Kearing vs. Mobile (11/20).....	Rebounds	15, Efe Odigie, at Troy (1/29)
11, Javon Franklin at UTA (12/30).....	Offensive Rebounds	5**, Theo Akwuba, at Louisiana (1/20)
11*, Javon Franklin at Coastal Carolina (2/17).....	Defensive Rebounds	11*, Efe Odigie, at Troy (1/29)
8, Jay Jay Chandler at Coastal Carolina (2/17).....	Assists.....	10, Donovan Gregory, at App State (2/19)
9, Charles Manning Jr. vs. Georgia State (1/13).....	Turnovers	8, Andre Jones, at ULM (1/22)
6, Charles Manning Jr. vs. Tarleton (12/14).....	Blocks	5, Charles Bediako, at. Alabama (11/16)
5, Jay Jay Chandler vs. San Diego (11/25).....	Steals.....	7, Shamir Bogues, vs. Tarleton (12/14)
42, Jay Jay Chandler at UTA (12/30).....	Minutes.....	41, David Azore, at UTA (12/30)

* Indicates how many previous times that total occurred

MISCELLANEOUS, ETC...

INDIVIDUAL MISCELLANEOUS

Double-digit scoring

Kayo Goncalves.....	6 (15)
Jay Jay Chandler	25
Diante Smith	7
Alex Anderson	8
Javon Franklin	17
Jamal West.....	-- (5)
Charles Manning Jr.	19
Marshall Kearing	4
Lance Thomas.....	1

30-plus points

--

20-plus points

Jay Jay Chandler	10
Charles Manning Jr.	10
Javon Franklin	2

Double-digit rebounding

Kayo Goncalves.....	-- (4)
Jamal West.....	-- (5)
Javon Franklin	7
Marshall Kearing	2

Double-doubles

Kayo Goncalves.....	-- (2)
Javon Franklin	6
Marshall Kearing	2

in () is for career

LED USA IN...

Scoring

Jay Jay Chandler	15*
Javon Franklin	4*
Charles Manning Jr.	12*
Marshall Kearing	1

Rebounding

Javon Franklin	20*
Kayo Goncalves	1 (8)
Marshall Kearing	3
Diante Smith	2
Charles Manning Jr.	3*
Jay Jay Chandler	1
Tyrell Jones	1*
Lance Thomas.....	1*

Assists

Tyrell Jones	5*
Javon Franklin	2*
Charles Manning Jr.	20*
Jay Jay Chandler	9*
Alex Anderson	3*
Kayo Goncalves	1*
Diante Smith	1*

Blocks

Diante Smith	3*
Javon Franklin	12*
Alex Anderson	2*
Kayo Goncalves	5* (10)
Jamal West.....	2* (12)
Charles Manning Jr.	6*
Marshall Kearing	2
Lance Thomas.....	4*

Steals

Jay Jay Chandler	6*
Diante Smith	5*
Kayo Goncalves	4* (8)
Charles Manning, Jr.	12*
Javon Franklin	9*
Marshall Kearing	3*
Alex Anderson	2*
Lance Thomas.....	1*
Tyrell Jones	2*

LED ALL PLAYERS IN...

Scoring

Jay Jay Chandler	9*
Kayo Goncalves	-- (1)
Charles Manning Jr.	8*
Javon Franklin	3*

Rebounding

Javon Franklin	13*
Kayo Goncalves	-- (5)
Jamal West.....	-- (5)
Marshall Kearing	3
Jay Jay Chandler	1
Charles Manning Jr.	1
Lance Thomas.....	1*

Assists

Tyrell Jones	2*
Charles Manning Jr.	12*
Jay Jay Chandler	4*

Blocks

Diante Smith	2*
Kayo Goncalves	2 (5)*
Jamal West.....	2* (9)
Javon Franklin	10*
Marshall Kearing	2
Charles Manning Jr.	4*
Lance Thomas.....	4*
Alex Anderson	1
* includes ties	

Steals

Jay Jay Chandler	4*
Diante Smith	2
Kayo Goncalves	3 (6)*
Javon Franklin	6*
Marshall Kearing	3*
Charles Manning Jr.	6*
Alex Anderson	1*
Tyrell Jones	1*

TEAM SUPERLATIVES

South Alabama

High	Low	Category	High	Low
102 vs. Spring Hill (11/9)	51 at App State (2/19)	Points Scored	89 at UTA (12/30)	41 vs. Spring Hill (11/9)
52 vs. Spring Hill (11/9)	19 at App State (2/19)	Points Scored/1st Half	42 at Georgia State (2/5)	17 vs. Spring Hill (11/9)
57 at Louisiana (1/20)	26* vs. Arkansas State (2/12)	Points Scored/2nd Half	47 vs. Georgia Southern (1/15)	20 at Georgia Southern (2/3)
61 vs. Spring Hill (11/9)	1 vs. San Diego (11/25)	Victory Margin	18 at App State (2/19)	2 at UTA (12/30)
37 vs. Spring Hill (11/9)	20** vs. Texas State (2/23)	Field Goals	33 at UTA (12/30)	16 vs. Spring Hill (11/9)
78 vs. Spring Hill (11/9)	48** at Coastal Carolina (2/17)	Field Goal Attempts	63* at App State (2/19)	45 vs. Mobile (11/20)
.600 (30-50) vs. Little Rock (2/10)	.368 (21-57) at App State (2/19)	FG Percentage	.541 (33-61) at UTA (12/30)	.258 (16-62) vs. Spring Hill (11/9)
.690 (20-29) vs. SIUE (12/21)	.261 (6-23) vs. Texas A&M-Commerce (11/29)	FG Percentage/1st Half	.542 (13-24) vs. Tarleton (12/14)	.235 (8-34) vs. Spring Hill (11/9)
.750 (21-28) at Louisiana (1/20)	.353 (12-34) vs. SIUE (12/21)	FG Percentage/2nd Half	.593 (16-27) vs. Georgia State (1/13)	.200 (5-25) at Georgia State (2/5)
11* vs. Arkansas State (2/12)	3** at App State (2/19)	3-Pointers	13 at App State (2/19)	0 vs. Spring Hill (11/9)
29 vs. Spring Hill (11/9)	3* at App State (2/19)	3-Point Attempts	34* at App State (2/19)	15 vs. Spring Hill (11/9)
.579 (11-19) vs. Arkansas State (2/12)	.188 (3-16) vs. Wichita State (11/13)	3-Point Percentage	.423 (11-26) vs. Hawaii (11/26)	.000 (0-15) vs. Spring Hill (11/9)
22 at Troy (1/29)	5* vs. Texas State (2/23)	Free Throws	24 at Georgia State (2/5)	4 at App State (2/19)
32 at Troy (1/29)	5 vs. San Diego (11/25)	Free Throw Attempts	30 at Troy (1/29)	5 at App State (2/19)
.895 (17-19) vs. Jacksonville State (12/4)	.455 (5-11) at Tarleton (12/17)	Free Throw Percentage	.857 (24-28) at Georgia State (2/5)	.384 (5-13) vs. Mobile (11/20)
58 vs. Spring Hill (11/9)	28 at Troy (1/29)	Total Rebounds	44 at Troy (1/29)	23 vs. Tarleton (12/14)
22 vs. Mobile (11/20)	2 vs. Arkansas State (2/12)	Offensive Rebounds	18 vs. Texas State (2/23)	5 vs. Tarleton (12/14)
37 vs. Spring Hill (11/9)	20 at Troy (1/29)	Defensive Rebounds	30 at App State (2/19)	18** vs. Little Rock (2/10)
20 vs. Spring Hill (11/9)	(-16) at Troy (1/29)	Rebounding Margin	16 at Troy (1/29)	(-20) vs. Spring Hill (11/9)
25* at Georgia State (2/5)	10 at App State (2/19)	Fouls	27 at Troy (1/29)	9* at App State (2/19)
18 at Louisiana (1/20)	5* at Georgia Southern (2/3)	Assists	22 at App State (2/19)	2 vs. Spring Hill (11/9)
22* vs. Tarleton (12/14)	2 vs. Mobile (11/20)	Turnovers	22 vs. Alabama (11/16)	7* vs. Texas State (2/23)
10 vs. Tarleton (12/14)	0* at App State (2/19)	Blocked Shots	9 vs. Alabama (11/16)	0**** at Coastal Carolina (2/17)
12 vs. Hawaii (11/26)	2** vs. Texas State (2/23)	Steals	12* vs. Tarleton (12/14)	1 vs. Hawaii (11/26)
5 vs. Spring Hill (11/9)	1 vs. Texas State (2/23)	Double Figure Scorers	4***** at App State (2/19)	0 vs. Spring Hill (11/9)

POINTS-REBOUNDS-ASSISTS

Date	Opponent	Jones	Thomas	Parham	Anderson	Goncalves	Smith	Al Anderson	Franklin	West	Kearney	Manning Jr.	Chandler	Shirley	Sizemore
11/9	Spring Hill	6-3-4	DNP	DNP	DNP	14-4-1	16-7-1	11-7-2	12-9-0	5-8-0	4-5-0	9-2-2	21-7-3	4-3-2	0-1-0
11/13	at Wichita State	4-5-2	DNP	DNP	DNP	8-1-1	2-5-1	5-2-0	18-12-2	0-0-1	DNP	13-4-1	8-2-1	DNP	DNP
11/16	at Alabama	DNP	DNP	DNP	DNP	12-7-0	7-3-2	9-5-0	11-11-2	0-0-0	0-1-0	23-6-4	6-4-0	0-0-0	DNP
11/20	Mobile	DNP	DNP	DNP	DNP	3-4-0	8-3-1	11-7-1	2-1-0	9-5-1	14-16-2	13-5-5	15-4-2	3-2-0	0-1-0
11/22	William Carey	DNP	DNP	DNP	DNP	6-4-2	15-3-1	8-3-1	6-4-1	6-4-0	11-10-1	18-4-4	22-4-3	1-3-2	3-0-1
11/25	San Diego	DNP	8-2-0	DNP	DNP	3-2-0	5-7-2	8-3-0	0-2-0	DNP	2-2-0	21-2-5	21-6-4	DNP	DNP
11/26	Hawaii	DNP	2-0-0	DNP	DNP	5-6-0	15-1-0	6-2-0	8-5-0	DNP	0-0-0	25-7-2	10-2-4	DNP	DNP
11/29	Texas A&M-Commerce	DNP	0-0-0	DNP	DNP	13-6-0	11-7-1	5-4-1	7-6-0	DNP	0-2-1	20-1-5	13-7-3	DNP	DNP
12/1	Southern Miss	DNP	7-1-0	DNP	DNP	8-4-0	11-5-5	10-6-0	22-9-1	1-3-1	0-1-1	7-0-0	16-4-6	3-0-0	0-0-0
12/4	at Jacksonville State	DNP	0-0-0	DNP	DNP	8-3-1	2-6-1	13-6-2	15-5-1	DNP	2-1-0	22-4-2	12-7-1	DNP	DNP
12/14	Tarleton State	DNP	0-0-0	DNP	DNP	9-3-0	5-5-2	11-5-0	14-9-0	0-2-0	DNP	17-8-5	13-1-2	DNP	DNP
12/17	at Tarleton State	DNP	6-2-1	DNP	DNP	0-8-0	3-5-0	12-5-3	4-1-0	4-2-0	DNP	DNP	23-2-1	DNP	DNP
12/21	SIU-Edwardsville	DNP	5-5-1	DNP	DNP	3-6-1	8-2-1	13-5-3	14-9-0	0-0-0	0-1-0	19-3-6	22-2-1	0-0-0	0-0-0
12/30	at UTA	DNP	0-0-0	DNP	DNP	12-0-2	9-3-1	7-1-3	21-15-2	0-0-0	0-0-0	26-4-3	12-4-5	DNP	DNP
1/1	at Texas State #	--	--	--	--	--	--	--	--	--	--	--	--	--	--
1/6	Appalachian State	DNP	DNP	DNP	DNP	9-6-3	3-3-0	12-6-1	DNP	DNP	14-7-0	8-8-4	19-4-3	DNP	DNP
1/8	Coastal Carolina#	--	--	--	--	--	--	--	--	--	--	--	--	--	--
1/13	Georgia State	DNP	12-5-0	DNP	DNP	6-5-0	DNP	1-4-3	15-10-1	0-0-0	6-1-1	20-5-6	14-7-3	DNP	DNP
1/15	Georgia Southern	DNP	0-3-0	DNP	DNP	9-4-0	DNP	7-7-3	19-12-2	DNP	7-1-0	19-5-3	12-3-3	DNP	DNP
1/20	at Louisiana	9-5-5	0-0-0	DNP	DNP	13-4-2	6-1-2	0-0-0	14-5-1	DNP	4-2-1	20-5-5	11-2-2	DNP	DNP
1/22	at ULM	8-2-2	0-1-0	DNP	DNP	3-4-4	0-1-0	0-0-0	11-5-1	DNP	5-2-1	20-4-6	21-1-2	DNP	DNP
1/27	Troy	5-0-2	0-0-0	DNP	DNP	9-3-0	5-1-0	5-5-1	13-8-0	0-0-0	0-1-1	19-6-6	26-4-3	0-0-0	0-0-0
1/29	at Troy	2-3-2	2-1-0	DNP	DNP	6-3-1	5-1-0	0-0-0	13-11-2	0-0-0	0-1-0	20-4-2	20-3-2	DNP	DNP
2/3	at Georgia Southern	3-2-2	DNP	DNP	DNP	9-2-0	7-4-0	3-2-0	13-8-1	DNP	3-2-0	4-2-2	15-2-2	DNP	DNP
2/5	at Georgia State	0-0-0	0-0-0	DNP	DNP	5-6-2	9-8-2	3-0-1	10-5-1	DNP	0-0-0	7-2-2	26-1-0	2-6-1	DNP
2/10	Little Rock	1-0-1	5-6-2	DNP	DNP	6-3-0	12-3-0	6-2-1	7-6-0	9-3-1	4-6-0	8-2-5	14-2-5	2-1-0	3-0-1
2/12	Arkansas State	8-1-1	0-2-1	DNP	DNP	12-3-2	3-3-1	0-1-1	4-8-1	0-2-0	5-5-0	13-1-3	22-4-3	0-0-0	3-0-0
2/17	at Coastal Carolina	0-0-2	3-4-0	DNP	DNP	9-1-1	15-4-0	0-0-0	8-14-1	DNP	4-3-1	15-1-3	17-2-8	DNP	DNP
2/19	at Appalachian State	0-0-0	0-3-1	DNP	DNP	0-4-0	6-4-1	6-6-0	6-6-0	DNP	14-4-1	8-5-3	11-0-0	0-1-0	DNP
2/24	Texas State	2-0-2	9-3-0	DNP	DNP	6-7-0	5-5-1	0-2-0	16-8-2	DNP	4-3-0	9-2-2	1-4-5	DNP	DNP
2/26	UTA														

#Canceled

SPECIALTY STATS

Date	Opponent	Final	South Alabama					Opponent					USA Lead	Opp Lead	Time Tied	Largest Lead	Largest Def.	Halftime Lead/Def.
			Paint	TOs	2nd	Fast	Bench	Paint	TOs	2nd	Fast	Bench						
11/9	Spring Hill	W 102-41	50	9	25	23	40	22	21	5	9	25	38:21	00:00	1:39	63	0	33
11/13	at Wichita State	L 58-64	38	14	9	6	18	28	12	15	4	28	9:00	24:25	6:35	6	7	Tied
11/16	at Alabama	L 68-73	34	21	10	4	9	36	22	12	5	12	15:44	19:28	5:28	6	8	3
11/20	Mobile	W 78-45	46	2	22	6	22	18	20	4	0	13	38:04	00:20	1:36	37	2	17
11/22	William Carey	W 96-53	38	12	16	6	36	26	18	9	2	18	39:29	00:00	0:31	43	0	20
11/25	San Diego	W 68-67	34	9	15	6	15	28	15	6	8	23	15:36	21:18	3:46	6	10	-7
11/26	Hawaii/UIC	W 72-69	44	10	2	11	18	20	20	11	5	12	16:39	19:16	4:15	7	9	-2
11/29	Texas A&M-Commerce	W 69-66	34	16	8	5	11	20	19	5	5	29	06:06	31:28	2:36	6	15	-7
12/1	Southern Miss	W 85-55	48	12	14	18	22	30	16	10	4	32	39:42	00:00	0:18	39	0	21
12/4	at Jacksonville State	W 74-64	38	16	7	8	4	28	15	10	6	18	35:58	02:25	2:17	11	4	1
12/14	Tarleton	W 69-62	24	22	15	14	5	34	15	8	4	3	11:18	23:20	5:22	12	7	-4
12/17	at Tarleton	L 52-65	24	15	4	14	10	20	10	10	5	5	13:03	22:09	4:48	6	13	-2
12/21	SIU-Edwardsville	W 84-69	52	14	18	8	13	36	21	14	7	15	39:27	00:00	:33	23	0	14
12/30	at UTA	L 87-89 OT	42	11	13	16	9	44	17	19	13	31	6:26	32:17	6:17	5	10	-1
1/1	at Texas State	Canceled	--	--	--	--	--	--	--	--	--	--	--	--	--	--	--	--
1/6	Appalachian State	L 64-72	34	10	16	3	13	36	10	16	12	0	1:18	37:46	0:56	1	19	-11
1/8	Coastal Carolina	Canceled	--	--	--	--	--	--	--	--	--	--	--	--	--	--	--	--
1/13	Georgia State	W 74-65	28	19	13	6	13	30	12	4	11	15	18:07	16:46	5:07	11	-8	-5
1/15	Georgia Southern	W 73-67	34	12	7	9	7	22	9	10	11	31	34:29	3:30	2:01	13	-3	13
1/20	at Louisiana	W 77-70	34	8	8	15	15	30	15	15	5	26	09:57	28:45	1:18	16	-11	-6
1/22	at ULM	W 68-56	34	6	14	17	8	18	18	14	0	11	21:29	14:17	4:14	14	-11	-2
1/27	Troy	W 82-63	36	15	5	23	19	26	19	7	2	37	33:36	04:01	2:23	21	-5	6
1/29	at Troy	L 68-77	24	13	9	16	7	26	14	22	15	21	4:09	34:09	5:42	4	-20	-9
2/3	at Georgia Southern	L 57-58	28	14	11	2	13	30	16	14	2	29	00:29	38:19	1:12	1	-15	-15
2/5	at Georgia State	L 62-69	24	14	10	15	18	22	13	13	6	23	00:00	39:23	0:37	0	-23	-18
2/10	Little Rock	W 77-46	36	12	10	20	31	18	13	6	2	12	39:29	00:00	0:31	32	0	17
2/12	Arkansas State	W 70-51	22	13	5	0	28	28	12	9	7	19	39:10	0:28	0:22	23	-1	20
2/17	at Coastal Carolina	W 71-68	28	12	4	6	13	24	8	8	16	15	15:48	18:46	5:30	6	-8	3
2/19	at Appalachian State	L 51-69	30	9	6	5	20	26	7	11	4	6	00:00	37:54	2:06	0	-22	-11
2/24	Texas State	L 52-55	24	14	10	3	12	24	7	14	0	22	19:40	15:26	4:54	4	-5	Tied
2/26	UTA																	

* Season high
TOs: turnovers

SOUTH ALABAMA'S 100-POINT GAMES

116-101 (12/28/68) vs. Miss. College (N)
110-78 (1/15/69) vs. Florida Tech
129-96 (2/8/69) at Florida Tech
101-86 (12/16/69) at Missouri-Saint Louis
102-100 (1/31/70) at Tampa
106-114 (2/26/70) at Loyola-New Orleans
103-81 (12/7/73) vs. Alabama-Huntsville
103-76 (1/5/74) vs. St. Bernard
102-90 (1/12/74) vs. Hardin-Simmons
102-84 (1/19/74) vs. Baptist
104-71 (1/26/74) vs. Tulane
123-89 (2/14/74) at Southern Mississippi
123-102 (1/29/74) vs. Ala.-Huntsville
114-86 (12/7/74) vs. St. Bernard
101-82 (12/9/74) vs. Baptist
121-68 (1/4/75) vs. Macalester
116-98 (1/6/75) vs. VMI (N)
114-89 (1/11/75) vs. West Florida
119-93 (1/13/75) vs. Samford
108-83 (2/12/75) vs. Wisconsin-Parkside
112-64 (12/29/75) vs. Rice (N)
102-70 (1/12/76) vs. Samford
117-74 (2/21/76) at Baptist
109-89 (2/28/76) at Louisiana
102-80 (12/3/76) vs. Rider (N)
113-86 (1/7/77) vs. Hardin-Simmons
106-89 (1/15/77) vs. Missouri-Saint Louis

100-80 (2/21/77) vs. Robert Morris
101-78 (11/28/77) vs. Oakland
111-78 (11/25/78) vs. SIU-Edwardsville
111-90 (12/30/78) vs. Wisc.-Whitewater
101-65 (1/25/79) vs. New Orleans
114-83 (2/1/79) vs. South Florida
101-72 (12/27/79) vs. Rider
105-47 (1/3/80) vs. Missouri Baptist
101-53 (12/13/80) vs. Prairie View A&M
103-61 (11/29/81) vs. Illinois-Benedictine
120-73 (12/7/82) vs. Florida International
101-62 (12/20/82) vs. Roosevelt
106-57 (1/2/84) vs. Roosevelt
101-91 (2/25/84) at UNC Charlotte
110-75 (2/27/84) vs. Bethune-Cookman
104-68 (11/24/84) vs. Bethune-Cookman
109-57 (11/27/84) vs. Morgan State
105-65 (12/30/86) vs. FIU
101-69 (1/24/87) vs. Central Florida
101-90 (12/8/87) vs. Alabama State
107-75 (12/30/87) vs. San Francisco State
100-96 at (1/2/88) vs. VCU
110-111 (11/30/88) at Marshall
108-69 (12/22/88) vs. Stephen F. Austin
104-84 (1/11/89) vs. Alabama State
114-84 (1/18/89) vs. UAB
103-74 (1/23/89) vs. Jacksonville

116-66 (3/1/89) vs. Nicholls State
103-84 (3/5/89) vs. UAB (N)
105-59 (3/6/89) vs. Jacksonville (N)
111-68 (12/20/89) vs. Alabama State
103-86 (12/5/90) vs. Hawaii Loa
121-105 (1/5/91) vs. UNC Charlotte
100-89 (1/7/91) vs. Old Dominion
100-91 (2/21/91) at Western Kentucky
131-93 (2/27/91) vs. Prairie View A&M
105-78 (3/3/91) vs. VCU
105-98 (12/17/91) vs. North Texas
107-87 (12/21/91) vs. Auburn (N)
113-95 (1/2/92) vs. Jacksonville
107-88 (1/28/92) at Central Florida
107-100 (12/7/92) vs. West Virginia
105-100 (12/21/92) vs. Baylor
101-98 (1/24/93) at Western Kentucky
109-86 (2/20/93) at Jacksonville
101-80 (2/24/93) vs. Lamar
101-77 (3/1/93) at Texas-Pan American
109-95 (12/14/93) vs. Troy
156-114 (12/2/94) vs. Prairie View A&M
106-117 (12/17/94) vs. Southern
105-86 (12/20/94) vs. UAB
105-85 (1/26/95) vs. Louisiana
105-70 (1/31/98) vs. Texas-Pan American
104-99 2ot (2/20/02) at Bethune-Cookman

123-75 (2/25/03) vs. William Carey
101-76 (1/6/07) vs. Florida Atlantic
102-62 (12/11/11) vs. Alcorn State
104-95 (1/8/15) vs. Appalachian State
106-76 (11/11/18) vs. Huntingdon
103-81 (12/16/20) vs. Flagler (Fla.)
102-41 (11/9/21) vs. Spring Hill
(N) = Neutral site game

100-point games: 88

Losses when scoring 100 points: 3
2/26/70 vs. Loyola-New Orleans
11/30/88 at Marshall
12/17/94 vs. Southern

Times scoring 100 points on road: 14

Back-to-back 100-point games:

1/12-1/19/74
12/7-12/9/74
12/30/87-1/2/88
1/11-1/13/75
2/25-2/27/84
11/24-11/27/84
12/30/87-1/2/88
3/5-3/6-89
1/5-1/7/91
2/20-2/24-93
12/17-12/20/94

THE LAST TIME...

Individual

A player scored 40 points: Junie Lewis (41) vs. VCU (1/30/88)

A player scored 30 points: Michael Flowers (34) vs. ULM (3/5/21)

A player made 15 field goals: Junie Lewis (15) vs. VCU (1/30/88)

A player made 8 3-pointers: Kory Holden (8) at Southern Miss (11/28/18)

A player made 11 free throws: Michael Flowers (11) vs. ULM (3/5/21)

A player grabbed 20 rebounds: Terry Catledge (26) vs. UNC Charlotte (1/20/85)

A player dished out 10 assists: Herb McGee (11) vs. Southeast Missouri (11/19/18)

A player blocked 7 shots: Trhae Mitchell (9) vs. Pikeville (11/6/19)

A player had 7 steals: Demetric Bennett (7) vs. Texas College (12/19/06)

A player made a shot in the last 2 seconds to win: Kayo Goncalves (0.0, 3 ptr, W 71-68) at Coastal Carolina

An opponent made a shot in the last 2 seconds to win: Demario Beck (1.3, 2 ptr, L 70-72) at Coastal Carolina (2/17/18)

Team - Offense

Scored 100+ points: 102-41 vs. Spring Hill (11/9/21)

Scored 90-99 points: 96 vs. William Carey (11/22/21)

Scored 50 or fewer: 49-62 at Georgia Southern (1/2/21)

Scored 90 or more and lost: 90-93 at Alabama A&M 2OT (12/19/20)

Scored 90 or more in regulation and lost: 94-102 at Little Rock (1/30/95)

Scored 55 or fewer and won: 50-49 vs. ULM (2/15/20)

Made 45 field goals: 48 vs. William Carey (2/25/03)

Shot 60% from the floor: 60.0% (30-50) vs. Little Rock (2/10/22)

Shot 70% from the floor in a half: 75% at Louisiana (1/20/22)

Shot less than 30% from the floor: 24.7% vs. Jacksonville (11/17/18)

Shot less than 20% from the floor in a half: 18.5% at Southern Miss (11/17/10)

Made 12 3-pointers: 15 vs. Georgia State (2/26/21)

Made 35 free throws: 37 vs. New Orleans (3/9/08)

Grabbed 60 rebounds: 61 vs. Florida International (2/11/10)

Recorded 15 or more steals: 20 vs. Texas College (12/19/06)

Recorded 25 or more assists: 25 vs. Alabama A&M (12/19/18)

Blocked 10 or more shots: 10 vs. Tarleton (12/14/21)

Had fewer than 7 turnovers: 6 at ULM (1/22/22)

Did not make a 3-pointer: 0-24 at Florida State (11/20/11)

Shot less than 10% on 3-pointers: 6.7% (1-15) at Louisiana (2/13/17)

Shot 90% from the free throw line: 100% (7-7) at Georgia Southern (1/2/21)

Shot less than 50% from the free throw line: 42.1% (8-19) vs. Georgia State (1/17/19)

Had six players score in double figures: 6 vs. Flagler (Fla.) (12/16/20); Locure-22, Flowers-18, Pettway-14, Curry-14, West-13, Iorio-13

Had zero players score in double figures: at Little Rock (2/6/16)

Had two 20-point scorers: Jay Jay Chandler (20) and Charles Manning Jr. (20) at Troy (1/29/22)

Two players had a double-double: Trhae Mitchell (18p-11r) and Herb McGee (12p-10r) at Appalachian State (3/9/19)

Team - Defense

Held a team to 39 or fewer: 99-34 vs. Trinity Baptist (1/9/18)

Had an opponent score 100 or more: 101-58 at Auburn (11/6/18)

Had an opponent shoot 70% or better in a half: 70.8% (17-24) at Georgia State (2/15/19)

Held an opponent to less than 30% from the field: 25.8% (16-62) vs. Spring Hill (11/9/21)

Held an opponent to less than 20% from the field in a half: 20.0% (5-25) at Georgia State (2/5/22)

Held an opponent to less than 10% 3-point FG's: 0.0% (0-15) vs. Spring Hill (11/9/21)

Team - Miscellaneous

Won a game by 25 points or more: 31 (77-46) vs. Little Rock (2/10/22)

Lost a game by 25 points or more: 29 (62-91) at Little Rock (1/12/19)

Won a game when trailing by 10 or more: 11, 25-14 (7:55, 1st) at ULM (1/22/22)

Won a game when trailing by 10 or more in 2nd half: 10, 48-38 (12:35, 2nd) vs. Texas A&M-Commerce (11/29/21)

Lost a game when leading by 10 or more: 16, 19-3 (12:44, 1st) at Coastal Carolina (1/8/21)

Lost a game when leading by 10 or more in 2nd half: 11, 56-45 (8:47) vs. La Salle (11/27/19)

Played an overtime game: L 90-93 2OT at Alabama A&M (12/19/20)

Played in a multiple-overtime game: L 90-93 2OT at Alabama A&M (12/19/20)

Won an overtime game: 84-77 2OT vs. Coastal Carolina (1/5/19)

Lost an overtime game: 89-87 OT at UTA (12/30)

HISTORY VS. RANKED OPPONENTS

Date	Opponent	W/L	Score
2/28/70	at #15 Houston	L	90-128
1/25/71	at #6 Jacksonville	L	76-91
2/4/71	#6 Jacksonville	L	83-102
1/19/72	at #11 Florida State	L	72-105
2/7/72	#12 Florida State	L	81-104
12/19/72	at #10 Missouri	L	66-94
2/8/73	#16 Jacksonville	L	63-77
2/21/73	#20 at Jacksonville	L	56-101
12/13/75	at #16 UNLV	L	82-122
2/2/78	at #15 Florida State	W	58-56
3/10/79	vs. #18 Louisville (NCAA)	L	66-69
12/1/79	at #10 Louisville	L	73-75
12/16/80	at #7 Ohio State	W	76-67
1/13/82	#17 Louisville	L	68-76
12/15/82	at #13 Louisville	L	77-94
1/11/85	#10 Kansas	L (ot)	81-90
1/24/85	#19 Virginia Commonwealth	L	70-71
2/2/85	at #20 UAB	L (ot)	73-81
12/9/85	at #7 Kansas	L	48-72
1/13/86	at #14 UAB	L	64-77
2/24/86	at #16 Louisville	L	55-66
1/4/88	at #20 Louisville	L	69-80
3/17/89	vs. #20 Alabama (NCAA)	W	86-84
3/19/89	vs. #10 Michigan (NCAA)	L	82-91
11/29/89	#11 Arkansas	L	90-105
12/8/89	at #14 Indiana	L	67-96
12/11/90	at #2 Arkansas	L	91-101
3/15/91	vs. #10 Utah (NCAA)	L	72-82
12/30/91	#16 Arkansas	L	82-101
2/22/92	#19 Cincinnati	L	78-104
1/2/93	at #21 Cincinnati	L	49-87
2/27/93	#19 New Orleans	L	62-71
3/13/97	vs. #15 Arizona (NCAA)	L	57-65
3/12/98	vs. #22 Illinois (NCAA)	L	51-64
12/30/99	at #6 Florida	L	61-82
12/30/02	#8/10 Mississippi State	L	74-85
12/2/04	at #15/21 Mississippi State	L	52-66
12/17/05	#25 Houston	W	66-62
3/16/06	vs. #11 Florida (NCAA)	L	50-76
11/23/08	at #3/3 Louisville	L	54-81
12/22/09	at #18/18 Florida	W	67-66
11/20/11	at #25/24 Florida State	L	39-80
11/9/12	at #25/24 Florida State	W	76-71
12/14/13	vs. #20/16 Gonzaga (Seattle)	L	59-68
11/28/14	at #17/20 Miami (Fla.)	L	75-87
11/6/18	at #11/12 Auburn	L	58-101
11/12/19	#22 Auburn	L	69-70
11/16/21	at #14 Alabama	L	68-73

Record: 6-42

THE POLLS

Associated Press Poll – through Feb. 21, 2022

Rank	Team	Record	Pts	Prev
1	Gonzaga	23-2	1,525	1
2	Arizona	24-2	1,461	3
3	Auburn	24-3	1,313	2
4	Purdue	24-4	1,299	5
5	Kansas	22-4	1,297	6
6	Kentucky	22-5	1,248	4
7	Duke	23-4	1,146	9
8	Villanova	21-6	1,071	10
9	Texas Tech	21-6	1,066	11
10	Baylor	22-5	984	7
11	Providence	22-3	910	8
12	UCLA	19-5	802	13
13	Wisconsin	21-5	735	15
14	Houston	22-4	734	14
15	Illinois	19-7	666	12
16	USC	23-4	586	17
17	Tennessee	19-7	580	16
18	Arkansas	21-6	502	23
19	Murray State	26-2	371	21
20	Texas	19-8	349	20
21	UConn	19-7	340	24
22	Ohio State	16-7	320	18
23	Saint Mary's	22-6	148	NR
24	Alabama	17-10	63	25
25	Iowa	18-8	59	NR

OTHERS RECEIVING VOTES

Michigan State 58, Rutgers 35, Wyoming 24, Boise State 22, Davidson 19, San Diego State 14, South Dakota State 13, LSU 13, Marquette 12, Wake Forest 11, Colorado State 10, Belmont 5, Notre Dame 4, SMU 3, Xavier 2, North Texas 2, Creighton 1, Vermont 1, Wagner 1

ESPN/USA Today Coaches Poll – through Feb. 21, 2022

Rank	Team	Record	Pts	Prev
1	Gonzaga	23-2	800	1
2	Arizona	24-2	757	4
3	Kentucky	22-5	682	3
4	Auburn	24-3	669	2
5	Kansas	22-4	658	6
6	Duke	23-4	652	5
7	Purdue	24-4	643	7
8	Villanova	21-6	546	10
9	Texas Tech	21-6	534	11
10	Providence	22-3	511	9
11	Baylor	22-5	509	8
12	Wisconsin	21-5	434	16
13	UCLA	19-5	394	14
14	Illinois	19-7	375	12
15	Houston	22-4	333	15
16	USC	23-4	325	17
17	Tennessee	19-7	311	13
18	Arkansas	21-6	211	24
19	Ohio State	16-7	179	18
20	UConn	19-7	170	24
21	Murray State	26-2	163	21
22	Texas	19-8	151	20
23	Saint Mary's	22-6	75	NR
24	Michigan State	18-8	72	19
25	Alabama	17-10	46	NR

OTHERS RECEIVING VOTES

Wyoming 34; Marquette 31; Wake Forest 26; Iowa 19; Rutgers 17; Notre Dame 17; Creighton 12; Boise St. 12; Colorado St. 11; Southern Methodist 5; San Diego St. 4; Davidson 4; Miami-Florida 3; Seton Hall 2; North Texas 2; San Francisco 1.

2021-22 opponents in bold italics

SUN BELT INFO

2021-22 SBC Players of the Week

Week 1 (11/16): Corey Allen, Georgia State
 Week 2 (11/23): Caleb Asberry, Texas State
 Week 3 (11/30): Charles Manning Jr., South Alabama
 Week 4 (12/7): Rudi Williams, Coastal Carolina
 Week 5 (12/14): Jordan Brown, Louisiana
 Week 6 (12/21): Norchad Omier, Arkansas State
 Week 7 (12/28): Norchad Omier, Arkansas State
 Week 8 (1/4): David Azore, UTA
 Week 9 (1/11): Norchad Omier, Arkansas State
 Week 10 (1/18): Adrian Delph, App State
 Week 11 (1/25): Norchad Omier, Arkansas State
 Week 12 (2/1): Jay Jay Chandler, South Alabama
 Week 13 (2/8): Andre Jones, ULM
 Week 14 (2/15): David Azore, UTA
 Week 15 (2/22): Kobe Julien, Louisiana

All-Sun Belt Preseason

Player of the Year: Norchad Omier, Arkansas State

FIRST TEAM

Justin Forrest, Appalachian State
 Norchad Omier, Arkansas State
 Corey Allen, Georgia State
 Theo Akwuba, Louisiana
 Mason Harrell, Texas State

SECOND TEAM

Marquis Eaton, Arkansas State
 Eriel Nsoeme, Georgia State
 Kane Williams, Georgia State
 David Azore, UTA
 Caleb Asberry, Texas State

THIRD TEAM

Nikola Maric, Little Rock
 Essam Mostafa, Coastal Carolina
 Jordan Brown, Louisiana
 Isiah Small, Texas State
 Nick Stampley, Troy

2021-22 Preseason SBC Poll

(As selected by head coaches)

West

Louisiana 125 (2)
 Texas State 110
 Arkansas State 89
 Little Rock 46
 UTA 40
 ULM 25

East

Georgia State 139 (8)
 Appalachian State 109 (2)
South Alabama 105
 Coastal Carolina 69
 Troy 40
 Georgia Southern 39

2021-22 USA Milestone Games

20-plus points

21-Jay Jay Chandler vs. Spring Hill (11/9)
 23-Charles Manning Jr. vs. Alabama (11/16)
 22-Jay Jay Chandler vs. William Carey (11/22)
 21-Jay Jay Chandler vs. San Diego (11/25)
 21-Charles Manning Jr. vs. San Diego (11/25)
 25-Charles Manning Jr. vs. Hawaii (11/26)
 20-Charles Manning Jr. vs. Texas A&M-Commerce (11/29)
 22-Javon Franklin vs. Southern Miss (12/1)
 22-Charles Manning Jr. vs. Jacksonville State (12/4)
 23-Jay Jay Chandler at Tarleton (12/17)
 22-Jay Jay Chandler vs. SIUE (12/21)
 26-Charles Manning Jr. at UTA (12/30)
 21-Javon Franklin at UTA (12/30)
 20-Charles Manning Jr. vs. Georgia State (1/13)
 20-Charles Manning Jr. at Louisiana (1/20)
 21-Jay Jay Chandler at ULM (1/22)
 20-Charles Manning Jr. at ULM (1/22)
 26-Jay Jay Chandler vs Troy (1/27)
 20-Jay Jay Chandler at Troy (1/29)
 20-Charles Manning Jr. at Troy (1/29)
 26-Jay Jay Chandler at Georgia State (2/5)
 22-Jay Jay Chandler vs. Arkansas State (2/12)

10-plus rebounds

12- Javon Franklin at Wichita State (11/13)
 11- Javon Franklin at Alabama (11/13)
 16- Marshall Kearing vs. Mobile (11/20)
 10- Marshall Kearing vs. William Carey (11/22)
 15- Javon Franklin at UTA (12/30)
 10- Javon Franklin vs. Georgia State (1/13)
 12- Javon Franklin vs. Georgia Southern (1/15)
 11- Javon Franklin at Troy (1/29)
 14- Javon Franklin at Coastal Carolina (2/17)

10-plus assists

--

5-plus blocks

5-Charles Manning Jr. vs. Texas A&M-Commerce (11/29)
 6-Charles Manning Jr. vs. Tarleton (12/14)

5-plus steals

5-Jay Jay Chandler vs. San Diego (11/25)

Double-doubles

Javon Franklin, 18 pts and 12 rebs vs. Wichita State (11/13)
 Javon Franklin, 11 pts and 11 rebs vs. Alabama (11/16)
 Marshall Kearing, 14 pts and 16 rebs vs. Mobile (11/20)
 Marshall Kearing, 11 pts and 10 rebs vs. William Carey (11/22)
 Javon Franklin, 21 pts and 15 rebs at UTA (12/30)
 Javon Franklin, 15 pts and 10 rebs vs. Georgia State (1/13)
 Javon Franklin, 19 pts and 12 rebs vs. Georgia Southern (1/15)
 Javon Franklin, 13 pts and 11 rebs at Troy (1/29)

SINGLE GAME RECORDS

INDIVIDUAL

POINTS			
1. Eugene Oliver	46	at USM	2/14/74
2. Junie Lewis	41	at VCU	1/30/88
3. Roger Webb	41	at Fla. Tech	12/8/69
4. Roger Webb	40	Abilene Christian	1/11/71
5. Demetric Bennett	39	Miss. State	12/15/07
Michael Gerren	39	at Jacksonville	2/7/83
John Bennett	39	USF	2/1/79

FIELD GOALS

1. Eugene Oliver	19	at USM	2/14/74
Roger Webb	19	Abilene Christian	1/11/71
3. John Bennett	17	USF	2/1/79
4. Terry Catledge	16	Charlotte	1/20/85
Terry Catledge	16	Beth.-Cookman	11/24/84

FIELD GOALS ATTEMPTED

1. Michael Gerren	30	at USF	2/10/83
2. Michael Flowers	29	Georgia Southern	1/22/21
Eugene Oliver	29	at USM	2/14/74
4. Terrance Brodnick	27	at Jacksonville	2/11/88
Junie Lewis	27	USM	1/19/88
Terry Catledge	27	Charlotte	1/20/85
Albert Gardner	27	at UNLV	12/13/75
Eugene Oliver	27	at USF	2/5/73
Kent Carson	27	at Houston	2/28/70

FIELD GOAL PERCENTAGE (Min. 8 made)

1. Samuel Hines	12-12	vs. Auburn	12/21/91
2. Brandon Davis	11-11	at ULM	1/8/09
3. Javon Franklin	10-10	vs. USM	12/1/21
3. Rory White	9-9	Jacksonville	2/8/81
4. Darrian Evans	8-8	vs. WKU	2/28/98
Darrian Evans	8-8	La.-Lafayette	2/10/98
Rico Alderson	8-8	Jacksonville	2/15/97
Thomas Ledford	8-8	at Hardin-Simmons	2/17/77
Rick Sinclair	8-8	Rice	12/29/75

3-POINTERS MADE

1. Freddie Goldstein	9	at ULM	2/11/12
Freddie Goldstein	9	at Troy	1/14/12
3. Kory Holden	8	at USM	11/28/18
Dominic Tilford	8	at Troy	2/10/08
Chris Young	8	Marist	12/22/02
Derek Turner	8	WKU	2/5/92
Derek Turner	8	USM	1/8/90
Jeff Hodge	8	UCF	1/24/87

3-POINTERS ATTEMPTED

1. Michael Flowers	17	Georgia Southern	1/22/21
Dean Marshman	17	vs. NW State	12/9/94
Michael Gerren	17	at USF	2/10/83
4. Freddie Goldstein	16	at Troy	1/14/12
Brian McGovern	16	La. Tech	1/21/96
6. Michael Flowers	15	Georgia State	2/26/21
Chris Young	15	William Carey	2/25/03
Chris Young	15	at Georgia	12/18/02

3-POINT PERCENTAGE (Min. 6 made)

1. Demetric Bennett	6-6	Miss. State	12/15/07
2. Gary Redus	7-8	at Troy	1/27/11
3. Barrington Stevens	6-7	Southern Miss	12/14/15
Demetric Bennett	6-7	at FIU	3/1/08
5. Kory Holden	8-10	at USM	11/28/18
Jeff Hodge	8-10	UCF	1/24/87

FREE THROWS MADE

1. Roger Webb	21	at Fla. Tech	2/8/69
2. Rusty Yoder	16	at Lamar	1/11/97
Kent Carson	16	at Arizona	12/20/71
4. Brandon Davis	15	UNO	3/9/08
Terry Catledge	15	Jacksonville	1/31/84
Ed Rains	15	vs. UTEP	12/5/80

FREE THROWS ATTEMPTED

1. Roger Webb	21	at Fla. Tech	2/8/69
2. Brandon Davis	20	UNO	3/9/08
3. Demetric Williams	19	at Beth.-Cookman	2/20/02
Terry Catledge	19	Alabama State	12/27/83
Kent Carson	19	at Arizona	12/20/71

FREE THROW PERCENTAGE (Min. 10 made)

1. Roger Webb	21-21	at Fla. Tech	2/8/69
2. Rusty Yoder	16-16	at Lamar	1/11/97
3. Augustine Rubit	12-12	at Ark. State	1/31/13
Charlie Burke	12-12	at La. Tech	1/29/94
Marcus Cohen	12-12	at WKU	1/24/93
Herb Andrew	12-12	vs. UTEP	12/5/80
Garry Reese	12-12	at Hardin-Simmons	2/17/77

REBOUNDS

1. Leon Williams	28	vs. UTA	12/30/72
2. Terry Catledge	26	Charlotte	1/20/85
3. Steve Schmitt	24	at Memphis	2/5/72
Wally Prescott	24	Roanoke	1/12/70
5. Rick Sinclair	23	St. Bernard	12/7/74

ASSISTS

1. Herb Andrew	19	MVSU	1/2/81
2. Cedric Yelding	17	La.-Lafayette	1/26/92
3. Anthony Foster	16	at UALR	1/30/95
4. Daon Merritt	13	at Troy	2/10/08
Lonnie Legette	13	at UNO	1/26/78
Kevin Courtney	13	NW State	1/24/77
Ray Edwards	13	Samford	1/13/75

STEALS

1. Ed Rains	9	Oregon Tech	12/15/79
2. Ericson Beck	8	West Fla.	12/12/00
3. Demetric Bennett	7	Texas Coll.	12/19/06
Demetric Williams	7	North Georgia	12/4/02
Cedric Yelding	7	Baylor	12/21/92
Cedric Yelding	7	WKU	2/5/92
Kenny Gibson	7	at ODU	1/26/85
Michael Gerren	7	vs. USF	3/4/83
Jimmy Tate	7	Oglethorpe	11/26/76

BLOCKED SHOTS

1. Thae Mitchell	9	Pikeville	11/6/19
Frank Wilson	9	UAB	12/20/94
Kelly Blaine	9	Alabama State	12/27/84
4. Thae Mitchell	8	Arkansas State	3/12/19
Javier Carter	8	WKU	2/18/12
Kelvin Kato	8	at West Virginia	12/9/93

TEAM

POINTS			
1. Prairie View A&M	156		12/2/94
2. Prairie View A&M	131		2/27/91
3. at Florida Tech	129		2/8/69
4. William Carey	123		2/25/03
Alabama-Huntsville	123		11/29/74
at Southern Miss	123		2/14/74

POINTS ALLOWED (high)

1. at Southern Utah	140		12/10/94
2. at Houston	128		2/28/70
3. at UNLV	122		12/13/75
4. vs. Auburn	120		11/27/87
at Jacksonville	120		1/17/72

POINTS ALLOWED (Low)

1. vs. New Orleans	22		2/26/78
2. Jacksonville	31		1/29/98
3. New Orleans	32		1/18/99
4. Denver	33		1/27/08
5. Trinity Baptist	34		1/9/18

FIELD GOALS MADE

1. Prairie View A&M	62		12/2/94
2. Prairie View A&M	55		2/27/91
3. Samford	54		1/13/75
4. Macalester	53		1/4/75
5. at Southern Miss	52		2/14/74

FIELD GOAL ATTEMPTS

1. Prairie View A&M	120		12/2/94
2. at Florida Tech	113		2/8/69
3. St. Bernard	112		1/5/74
4. vs. Mississippi Coll.	108		12/28/69
5. Prairie View A&M	107		2/27/91

FIELD GOAL PERCENTAGE

1. Roosevelt	.717 (43-60)		1/2/84
2. at Appalachian State	.698 (30-43)		2/20/20
3. vs. Brooklyn	.685 (37-54)		12/26/85
4. vs. Troy	.684 (26-38)		2/29/20
5. Florida International	.680 (51-75)		12/7/82

3-POINTERS MADE

1. at Rice	17		12/7/13
2. Georgia State	15		2/26/21
West Florida	15		11/22/06
North Texas	15		2/25/06
Troy	15		1/7/06
Ark.-Monticello	15		12/12/04

3-POINTERS ATTEMPTED

1. at Jacksonville	43		1/16/95
2. Southern	39		12/17/94
3. Jacksonville	38		2/12/95
vs. NW State	38		12/9/94
5. Georgia State	37		2/26/21
at Arkansas State	37		2/4/16
at Rice	37		12/7/13
Alabama State	37		11/30/03

3-POINT PERCENTAGE (Min. 10 made)

1. at Louisiana Tech	.714 (10-14)		1/24/98
2. Troy	.706 (12-17)		2/2/19
3. Southern Miss	.667 (10-15)		1/8/90
4. at UL Monroe	.636 (14-22)		2/11/12
5. at Baylor	.625 (10-16)		1/4/92

FREE THROWS MADE

1. Western Kentucky	39		2/24/96
Alabama State	39		1/11/89
Spring Hill	39		1/22/69
4. New Orleans	37		3/9/08
5. at Hardin-Simmons	36		1/10/72

FREE THROWS ATTEMPTED

1. at Bethune-Cookman	56		2/20/02
2. Alabama State	51		1/11/89
3. at Jacksonville	50		2/20/93
Western Kentucky	50		2/24/96
Georgia Southern	50		12/11/78

FREE THROW PERCENTAGE (Min. 12 made)

1. at UL Lafayette	1.000 (12-12)		2/24/97
2. vs. UTEP	.971 (33-34)		12/5/80
3. at South Florida	.957 (22-23)		2/13/88
4. at VCU	.952 (20-21)		1/6/81
5. at Jacksonville	.947 (18-19)		2/21/73

REBOUNDS

1. St. Bernard	84		12/7/74
2. Spring Hill	73		1/13/73
3. Troy	72		12/14/93
4. Macalester	71		1/4/75
5. Southern Miss	70		1/2/74

ASSISTS

1. Austin Peay	43		12/27/78
2. FIU	40		12/7/82
3. MVSU	36		1/2/81
4. Roosevelt	35		12/20/82
Baptist	35		12/16/74

STEALS

1. Rice	22		12/29/75
2. Texas College	20		12/19/06
3. Prairie View A&M	18		12/2/94
Western Kentucky	18		2/5/92
Missouri Baptist	18		1/3/80
Rider	18		12/27/79

BLOCKED SHOTS

1. Austin Peay	15		12/27/78
2. Troy	14		12/14/93
3. Pikeville	12		11/6/19
UL Lafayette	12		1/17/14
Louisiana Tech	12		2/19/94
Alabama State	12		12/27/84



Official Basketball Box Score - Final
Spring Hill at South Alabama
11/09/21 Mitchell Center, Mobile
2021-22 Men's Basketball

Game Time: 7:00 PM
Game Duration: 1:50
Attendance: 8,507

Officials: Mick Fieldbender, Jason Deering, Norri Kidwell

Spring Hill - 41

Record: 0-0

NO.	Name	Min	FG	3P	FT	Rebounds	Fouls	TP	AS	TO	ST	Blocks	+
			M-A	M-A	M-A	OR DR TOT	PF FD					BS BA	
13	David Daniels	F 30:17	1-9	0-0	2-6	3 4 7	2 5 4	0	3	1	2	1	-41
24	Beril Kabamba	F 26:49	1-10	0-2	0-0	2 6 8	2 0 2	0	2	0	0	3	-43
10	Tana Kopa	G 18:41	0-5	0-3	0-0	0 3 3	2 1 0	0	0	0	0	0	-18
20	Jaden Gray	G 23:55	3-8	0-1	2-2	3 1 4	1 2 8	0	3	1	0	0	-36
35	Sam Davidson	G 17:56	1-8	0-3	0-0	1 1 2	3 0 2	0	4	0	0	1	-33
12	Timothy Reilly	G 05:19	0-0	0-0	0-0	0 0 0	1 0 0	0	0	0	0	0	-12
5	Ashton Hawkins	18:18	1-6	0-2	0-0	0 2 2	3 2 2	0	2	0	0	1	-27
1	Steven Lyles	18:41	3-5	0-1	1-2	0 3 3	4 1 7	0	0	0	0	1	-23
22	John Abate	25:54	3-6	0-2	1-3	1 4 5	2 3 7	2	4	0	0	0	-40
45	Dennis Bobchuk	07:31	2-4	0-1	3-4	1 0 1	1 2 7	0	0	0	0	1	-21
14	Georgios Kostikas	04:16	1-1	0-0	0-0	0 0 0	0 0 2	0	1	0	0	0	-7
21	Eli Lenihan	02:23	0-0	0-0	0-0	0 0 0	0 1 0	0	1	0	0	0	-4
Team						2 1 3	0	1					
Totals			16-62	0-15	9-17	13 25 38	21 17 41	2	21	2	2	8	-61

Technical Fouls: Daniels 2nd 13:17

South Alabama - 102

Record: 1-0

NO.	Name	Min	FG	3P	FT	Rebounds	Fouls	TP	AS	TO	ST	Blocks	+
			M-A	M-A	M-A	OR DR TOT	PF FD					BS BA	
4	Kayo Goncalves	F 19:49	4-8	3-7	3-3	1 3 4	3 2 14	1	0	1	0	1	35
13	Javon Franklin	F 20:09	6-8	0-0	0-0	3 6 9	0 0 12	0	1	0	0	0	27
0	Tyrell Jones	G 21:05	2-4	1-1	1-2	1 2 3	0 3 6	4	2	1	0	0	32
21	Charles Manning, Jr.	G 19:37	4-11	1-5	0-0	0 2 2	1 1 9	2	1	1	2	1	29
22	Jay Jay Chandler	G 20:58	6-13	1-4	8-13	1 6 7	3 8 21	3	1	3	1	1	39
10	Dante Smith	19:47	5-12	3-8	3-3	1 6 7	4 2 16	1	2	3	2	0	45
25	James West	22:54	1-4	0-0	3-6	5 3 8	3 5 0	0	0	0	1	1	31
12	Alex Anderson	26:54	5-8	0-0	1-2	2 5 7	1 2 11	2	1	1	1	0	41
20	Marshall Kearing	12:11	2-4	0-0	0-0	3 2 5	2 0 4	0	0	0	0	1	16
24	Tyler Shirley	11:30	2-4	0-0	0-2	0 1 3	0 0 4	2	1	0	0	0	10
14	Adam Sizemore	05:06	0-2	0-2	0-0	0 1 1	0 0 0	0	0	0	0	0	0
Team						2 0 2	0	0					
Totals			37-78	9-29	19-29	21 37 58	17 21 102	15	9	11	8	2	61

Technical Fouls: NONE

	SHC	USA
Biggest lead	0 (1 st 20:00)	63 (2 nd 4:17)
Best Scoring Run	4 (2 nd 19:00)	11 (1 st 13:05)
Lead Changes	0	
Times Tied	1	
Time with Lead	00:00	38:21

Points from Turnovers	SHC	USA
Turnovers	22	50
Paint	5	25
Second Chance	5	25
Fast Breaks	9	23
Bench	25	40

Period by Period Scoring	SHC	USA
1st	17	24
2nd	41	
TOT	52	102



Official Basketball Box Score - Final
South Alabama at Alabama
11/16/21 Coleman Coliseum, Tuscaloosa
2021-22 Men's Basketball

Game Time: 6:30 PM
Game Duration: 2:07
Attendance: 9,038

Officials: Bart Lenox, K.B. Burdett Jr., Owen Short

South Alabama - 68

Record: 1-2

NO.	Name	Min	FG	3P	FT	Rebounds	Fouls	TP	AS	TO	ST	Blocks	+
			M-A	M-A	M-A	OR DR TOT	PF FD					BS BA	
4	Kayo Goncalves	F 38:48	4-14	4-14	0-0	0 7 7	3 5 12	0	0	3	1	0	-1
10	Dante Smith	F 32:02	2-7	1-3	2-2	1 2 3	5 1 7	2	5	2	0	3	-6
13	Javon Franklin	F 37:37	5-11	0-0	1-2	5 6 11	4 3 11	2	4	4	0	2	-4
21	Charles Manning, Jr.	G 38:10	7-18	2-7	7-8	1 5 6	2 3 23	4	7	1	1	1	1
22	Jay Jay Chandler	G 18:48	3-7	0-1	0-0	1 3 4	5 1 6	0	4	0	0	1	-4
12	Alex Anderson	30:27	4-7	0-0	1-4	3 2 5	2 3 9	0	1	0	0	2	-7
25	Jamal West	02:24	0-0	0-0	0-0	0 0 0	0 0 0	0	0	0	0	0	-4
20	Marshall Kearing	01:11	0-1	0-0	0-0	1 0 1	0 0 0	0	0	0	0	0	-1
24	Tyler Shirley	00:33	0-0	0-0	0-0	0 0 0	0 0 0	0	0	0	0	0	1
Team						1 2 3	0	0					
Totals			25-65	7-25	11-16	13 27 40	21 16 68	8	21	10	2	9	-5

Technical Fouls: Franklin 1st 6:12 Manning, Jr. 2nd 12:03

Alabama - 73

Record: 3-0

NO.	Name	Min	FG	3P	FT	Rebounds	Fouls	TP	AS	TO	ST	Blocks	+
			M-A	M-A	M-A	OR DR TOT	PF FD					BS BA	
0	Noah Gurley	F 20:56	4-10	1-6	0-0	1 3 4	2 1 9	1	1	1	1	0	4
10	Charles Bediako	C 25:52	3-5	0-0	2-3	3 2 5	2 2 8	1	1	4	3	5	9
13	Jahvon Quinerly	G 34:46	6-16	4-10	2-4	2 8 10	2 3 18	1	5	1	1	1	-4
13	Jahvon Quinerly	G 35:40	3-10	0-3	2-2	0 3 3	2 3 8	5	4	1	0	1	6
14	Keon Ellis	G 31:16	6-10	2-5	4-5	2 4 6	2 6 18	1	1	2	3	0	1
2	Darius Miles	19:37	4-7	0-2	0-4	0 2 2	2 2 10	2	2	3	1	0	10
3	JD Davison	22:15	1-3	0-1	0-1	0 2 2	2 2 2	2	2	3	1	0	0
1	Jusaan Holt	08:29	0-0	0-0	0-0	1 2 3	1 0 0	0	1	0	1	0	2
22	Keon Ambrose-Hylton	01:09	0-0	0-0	0-0	0 0 0	2 0 0	0	0	0	0	0	-3
Team						2 2 4	0	0					
Totals			27-61	7-27	12-19	11 28 39	18 19 73	13	22	12	9	2	5

Technical Fouls: Quinerly 1st 8:14 Coach 2nd 17:25

	USA	Bama
Biggest lead	6 (1 st 1:36)	8 (1 st 16:16)
Best Scoring Run	8 (1 st 13:10)	10 (2 nd 8:14)
Lead Changes	6	
Times Tied	8	
Time with Lead	15:44	19:28

Points from Turnovers	USA	Bama
Turnovers	18	20
Paint	34	36
Second Chance	10	12
Fast Breaks	4	5
Bench	9	12

Period by Period Scoring	USA	Bama
1st	34	34
2nd	68	
TOT	31	42



Official Basketball Box Score - Final
South Alabama at Wichita St.
11/13/21 Charles Koch Arena, Wichita
2021-22 Men's Basketball

Game Time: 3:02 PM
Game Duration: 1:56
Attendance: 8,507

Officials: Joe Lindsey, Olanis Pole, Keith Patterson

South Alabama - 58

Record: 1-1

NO.	Name	Min	FG	3P	FT	Rebounds	Fouls	TP	AS	TO	ST	Blocks	+
			M-A	M-A	M-A	OR DR TOT	PF FD					BS BA	
4	Kayo Goncalves	F 34:41	3-5	2-4	0-0	0 1 1	3 2 8	1	0	0	0	0	-4
10	Dante Smith	F 28:30	1-5	0-3	0-2	0 5 5	1 1 2	1	1	1	2	1	-8
13	Javon Franklin	F 37:54	8-11	0-1	2-5	1 11 12	1 4 18	2	1	1	2	0	-3
0	Tyrell Jones	G 15:13	1-3	0-1	2-2	0 5 5	1 1 4	2	1	0	0	0	2
22	Jay Jay Chandler	G 31:10	3-12	0-2	2-2	0 2 2	1 1 8	1	1	3	0	0	-2
21	Charles Manning, Jr.	30:44	6-16	1-5	0-0	1 3 4	4 2 13	1	7	1	0	1	-9
25	Jamal West	02:06	0-0	0-0	0-0	0 0 0	0 0 0	0	1	0	0	0	0
12	Alex Anderson	19:42	2-2	0-0	1-1	1 1 2	4 1 5	0	0	0	2	0	-6
Team						2 1 3	0	1					
Totals			24-54	3-16	7-12	5 29 34	15 12 58	9	14	3	6	5	-6

Technical Fouls: NONE

Wichita St. - 64

Record: 2-0

NO.	Name	Min	FG	3P	FT	Rebounds	Fouls	TP	AS	TO	ST	Blocks	+
			M-A	M-A	M-A	OR DR TOT	PF FD					BS BA	
24	Morris Udeze	F 24:53	2-7	0-1	1-2	2 10 12	3 2 5	0	4	0	0	1	7
32	Joe Pleasant	F 18:16	1-3	1-2	0-0	0 3 3	0 0 3	0	1	0	0	0	2
0	Dexter Dennis	G 26:12	2-9	1-6	2-2	2 6 8	1 2 7	1	0	3	3	1	7
3	Craig Porter Jr.	G 13:03	1-1	0-0	0-0	0 0 0	0 0 0	2	2	1	2	0	1
4	Ricky Porter IV	G 30:06	7-11	3-4	2-3	2 6 8	2 4 19	3	1	1	0	1	10
1	Tyson Etienne	32:22	1-10	0-5	2-2	1 0 1	3 2 4	3	2	0	0	0	-3
22	Qua Grant	27:56	4-8	2-4	3-5	1 2 3	2 3 13	2	1	1	0	1	8
5	Clarence "Monzy" Jackson	13:19	2-3	1-1	0-0	2 1 3	0 1 5	1	0	0	0	1	0
11	Kenny Ponto	13:53	2-7	0-3	2-2	0 0 0	1 1 6	1	1	0	0	1	-2
Team						1 0 1	0	0					
Totals			22-59	8-26	12-16	11 28 39	12 15 64	13	12	6	5	6	8

Technical Fouls: NONE

	USA	WICH
Biggest lead	6 (2 nd 16:41)	7 (1 st 12:10)
Best Scoring Run	8 (2 nd 16:41)	7 (2 nd 2:11)
Lead Changes	10	
Times Tied	5	
Time with Lead	09:00	24:25

Points from Turnovers	USA	WICH
Turnovers	13	12
Paint	38	28
Second Chance	9	15
Fast Breaks	6	4
Bench	18	28

Period by Period Scoring	USA	WICH
1st	32	26
2nd	58	
TOT	32	64



Official Basketball Box Score - Final
Mobile at South Alabama
11/20/21 Mitchell Center, Mobile
2021-22 Men's Basketball

Game Time: 3:00 PM
Game Duration: 1:50
Attendance: 1,549

Officials: Doug Shows, Errol Lewis, Hunter Allen

Mobile - 45

Record: 4-4

NO.	Name	Min	FG	3P	FT	Rebounds	Fou
-----	------	-----	----	----	----	----------	-----



Official Basketball Box Score - Final
William Carey at South Alabama
11/20/21 Mitchell Center, Mobile
2021-22 Men's Basketball

Game Time: 7:00 PM
Game Duration: 1:48
Attendance: 1,388

Officials: Sean Casady, Raymond Tate III, Michael Sawdosh

William Carey - 53

Record: 3-2

NO. Name	Min	FG	3P	FT	Rebounds	Fouls	TP	AS	TO	ST	Blocks	+/
		M-A	M-A	M-A	OR DR TOT	PF FD					BS BA	
3 Derrick Herrick	G 12:50	0-1	0-0	0 1 1	0 0	0	0	1	1	0	0	-12
13 Zarkelious Martin	G 17:43	3-10	0-0	0 1 1	2 0	0	6	2	2	0	0	-23
14 Emile Kazenza	G 30:23	3-9	3-7	0 0 1	3 4	0	9	1	1	0	0	-27
22 Arturo Bingham	G 27:31	7-12	2-3	0 0 3	2 5	3	1	16	0	4	2	-27
35 Jvan Thigpen	G 22:24	2-5	0-1	0 1 0	2 2	2	1	4	1	2	1	-24
11 John Rawls	12:21	0-1	0-0	0 0 1	2 3	1	1	0	0	1	0	-16
1 William Gaines Jr.	26:19	3-6	0-1	0 0 2	2 4	3	3	6	1	1	0	-21
5 Sayveon Bumpers	20:01	2-11	1-6	3 3 0	3 3	4	1	8	2	3	0	-11
12 Josiah Moore	10:39	0-1	0-0	0 0 0	0 0	2	0	0	1	0	0	-15
30 Willie Moody	03:45	0-2	0-0	0 0 0	0 0	2	0	0	1	0	0	-14
20 TJ Ward	07:43	0-1	0-0	0 0 1	1 2	1	0	0	1	0	0	-10
10 Dajon Whitworth	06:41	1-2	0-0	2 2 0	1 1	1	0	1	4	0	2	-7
15 Chris Leonard	01:40	0-0	0-0	0 0 0	0 0	0	0	0	0	0	0	-8
Team					4 1 5		0	1				
Totals		21-61	6-21	5-6	13 19 32	18 11	53	9	18	6	1	6 -43

Technical Fouls: NONE

South Alabama - 96

Record: 3-2

NO. Name	Min	FG	3P	FT	Rebounds	Fouls	TP	AS	TO	ST	Blocks	+/
		M-A	M-A	M-A	OR DR TOT	PF FD					BS BA	
4 Kayo Goncalves	F 28:06	2-6	0-0	0 1 3	4 2	1	6	2	1	0	0	25
12 Alex Anderson	F 31:52	3-6	0-0	2 5	1 2 3	1 3	8	1	1	2	0	41
13 Javon Franklin	F 20:15	1-1	0-0	4 4	1 3 4	1 2	6	1	1	1	3	23
21 Charles Manning, Jr.	G 23:42	6-14	2-6	4 4	0 4 4	2 2	18	4	2	3	0	17
22 Jay Jay Chandler	G 28:22	7-10	3-5	5 7	0 4 4	0 5	22	3	2	1	0	25
10 Diante Smith	30:11	6-9	3-6	0-1	0 3 3	1 1	15	1	3	1	1	27
20 Marshall Keating	19:45	5-5	0-0	1 2	5 5 10	3 2	11	1	0	1	2	20
24 Tyler Shirley	08:30	0-2	0-2	1 2	1 3 0	1 0	1	2	1	0	0	15
25 Jamal West	06:03	2-3	0-0	2 2	3 4 1	1 1	6	1	0	0	0	13
14 Adam Sizemore	03:14	1-3	1-3	0 0	0 0 0	0 0	3	1	0	0	0	9
Team					1 2 3		0	0				
Totals		33-59	11-28	19-27	14 28 42	11 18	96	16	12	10	6	1 43

Technical Fouls: NONE

	WCU	USA
Biggest lead	0 (1 st 20:00)	43 (2 nd 0:07)
Best Scoring Run	5 (1 st 12:55)	9 (2 nd 0:07)
Lead Changes	0	
Times Tied	0	
Time with Lead	00:00	39:29

Points from	WCU	USA
Turnovers	9	24
Paint	26	38
Second Chance	9	16
Fast Breaks	2	6
Bench	18	36

Period by Period Scoring	1st	2nd	TOT
WCU	27	26	53
USA	47	49	96



Official Basketball Box Score - Final
South Alabama at San Diego
11/25/21 Orleans Arena, Las Vegas
2021-22 Men's Basketball

Game Time: 10:30 AM
Game Duration: 1:43
Attendance: 1,654

Officials: Levon Zakarian, Tim Marion, Tony Thomas

South Alabama - 68

Record: 4-2

NO. Name	Min	FG	3P	FT	Rebounds	Fouls	TP	AS	TO	ST	Blocks	+/
		M-A	M-A	M-A	OR DR TOT	PF FD					BS BA	
4 Kayo Goncalves	F 28:19	1-3	1-3	0 0 0	2 2	4	1	3	0	0	0	-4
12 Alex Anderson	F 32:17	4-8	0-0	0 0 0	2 1	3	2	0	8	0	1	0
13 Javon Franklin	F 14:03	0-5	0-0	0 0 0	2 0	2	1	1	0	0	0	-8
21 Charles Manning, Jr.	G 34:59	10-20	1-2	0 2 0	2 2	3	4	21	5	3	0	1
22 Jay Jay Chandler	G 37:02	9-22	2-5	1-1	1 5	6	3	4	21	4	4	5
10 Diante Smith	35:02	1-4	1-3	2 2	2 5	7	2	1	5	2	1	0
20 Marshall Keating	08:35	1-1	0-0	0 0 0	2 2	0	0	2	0	0	0	2
1 Lance Thomas	08:43	3-5	2-3	0 0 0	2 2	0	0	8	0	0	0	4
Team					0 0 0		0	0	0	0	0	
Totals		29-68	7-16	3-5	7 19	26	15	11	68	11	9	5 3 1

Technical Fouls: NONE

San Diego - 67

Record: 3-3

NO. Name	Min	FG	3P	FT	Rebounds	Fouls	TP	AS	TO	ST	Blocks	+/
		M-A	M-A	M-A	OR DR TOT	PF FD					BS BA	
10 Marcus Earlington	F 20:31	3-9	1-3	0 0 1	7 8	1	0	7	2	3	0	-18
21 Terrell Brown	C 16:31	0-4	0-0	2 2	3 4	7	1	2	2	0	1	-14
0 Bryce Monroe	G 29:40	0-2	0-0	0 0 0	2 2	2	2	0	5	4	2	-9
1 Jase Townsend	G 34:38	10-19	2-5	3 4	0 3	3	1	5	25	2	0	0
2 Joey Calcaterra	G 30:54	4-9	1-3	1-1	1 1	2	1	1	10	0	3	1
15 Vladimir Pinchuk	22:54	3-5	0-0	0 0 0	2 10	12	1	6	2	0	0	0
4 Josh Parrish	24:47	4-4	1-1	1-2	1 0	1	0	1	10	0	1	0
20 T.J. Berger	10:17	3-5	1-2	0 0 0	1 1	1	1	1	7	0	1	0
3 Wayne McKinney III	09:48	0-0	0-0	0 0 0	1 1	2	2	0	1	1	1	0
Team					0 0 0		0	2				
Totals		27-57	6-14	7-9	8 29	37	11	15	67	12	15	5 3 0 1

Technical Fouls: NONE

	SAU	USD
Biggest lead	6 (2 nd 2:02)	10 (1 st 2:45)
Best Scoring Run	7 (1 st 10:09)	10 (1 st 7:33)
Lead Changes	14	
Times Tied	5	
Time with Lead	15:36	21:18

Points from	SAU	USD
Turnovers	10	5
Paint	34	28
Second Chance	15	6
Fast Breaks	6	8
Bench	15	23

Period by Period Scoring	1st	2nd	TOT
SAU	31	37	68
USD	38	29	67



Official Basketball Box Score - Final
Hawaii at South Alabama
11/26/21 Orleans Arena, Las Vegas
Continental Tires Las Vegas Invitational Game 6

Game Time: 5:00 PM
Game Duration: 2:01

Officials: Tim Marion, Levon Zakarian, Curtis Williams

Hawaii - 69

Record: 3-2

NO. Name	Min	FG	3P	FT	Rebounds	Fouls	TP	AS	TO	ST	Blocks	+/
		M-A	M-A	M-A	OR DR TOT	PF FD					BS BA	
22 Jerome Desrosiers	F 37:13	2-8	1-5	2 2	2 4 6	0 1	7	3	2	0	0	-1
44 Kamaka Hepa	F 21:08	1-4	1-2	2 3	0 1 1	3 3	5	1	2	0	0	1
11 Mate Colina	C 36:56	7-9	0-0	1 2	5 5 10	0 7	15	2	3	1	0	2
0 Junior Madut	G 37:11	7-13	4-8	0-1	0 3 3	4 3	18	3	3	0	0	1
3 Jovon McClanahan	G 34:05	2-5	1-4	7 12	0 4 4	7	12	7	4	0	0	2
10 Beon Riley	10:06	0-1	0-0	0 0 2	3 1	0	2	2	0	0	0	-7
1 Amoro Lado	22:47	4-7	4-7	0 0	1 1 3	0	12	0	0	0	0	-11
20 Zoar Nedd	00:34	0-0	0-0	0 0	0 0 0	0 0	0	0	0	0	0	0
Team					1 5 6		0	2				
Totals		23-47	11-26	12-20	8 25	33	17	22	69	18	20	1 0 4 -3

Technical Fouls: NONE

South Alabama - 72

Record: 5-2

NO. Name	Min	FG	3P	FT	Rebounds	Fouls	TP	AS	TO	ST	Blocks	+/
		M-A	M-A	M-A	OR DR TOT	PF FD					BS BA	
4 Kayo Goncalves	F 28:08	2-5	1-4	0 0	0 6	6	4	1	5	0	1	0
12 Alex Anderson	F 26:06	3-5	0-0	0 0	2 2	4	0	6	0	0	1	0
13 Javon Franklin	F 19:29	4-6	0-0	0 0	2 3	5	3	0	6	0	1	0
21 Charles Manning, Jr.	G 36:53	10-18	1-3	4-5	0 7	7	3	7	25	2	4	1
22 Jay Jay Chandler	G 31:31	3-10	0-3	4-5	0 2	2	4	6	10	4	1	3
10 Diante Smith	33:28	5-7	2-3	3-4	1 0	1	0	2	15	0	1	4
42 Lance Thomas	11:57	1-4	1-2	0 0	0 0	2	0	3	0	1	0	1
20 Marshall Keating	12:28	0-0	0-0	0 0	0 0	2	0	0	0	1	1	2
Team					0 1 1		0	0	1	1	2	0
Totals		28-55	5-15	11-14	3 21	24	22	17	72	6	10	12 4 0 3

Technical Fouls: NONE

	HAW	USA
Biggest lead	9 (1 st 11:20)	7 (2 nd 10:56)
Best Scoring Run	7 (1 st 12:43)	7 (2 nd 10:56)
Lead Changes	1	
Times Tied	5	
Time with Lead	19:16	16:39

Points from	HAW	USA
Turnovers	7	10
Paint	20	44
Second Chance	11	2
Fast Breaks	5	11
Bench	12	18

Period by Period Scoring	1st	2nd	TOT
HAW	35	34	69
USA	33	39	72





Official Basketball Box Score - Final
Southern Miss. at South Alabama
12/01/21 Mitchell Center, Mobile
2021-22 Men's Basketball

Game Time: 7:00 PM
Game Duration: 1:48
Attendance: 2,418

Officials: Todd Austin, Keith Patterson, Bill Jacobson

Southern Miss. - 55

Record: 4-4

NO. Name	Min	FG	3P	FT	Rebounds	Fouls	TP	AS	TO	ST	Blocks	+
5 DeAndre Pinckney	19:17	0-4	0-0	0-0	1 3 4	1 0	0	0	1	0	1	-18
14 Tyler Stevenson	29:18	8-14	0-0	2-4	2 4 6	4 2	18	0	1	1	0	-25
4 Rashad Bolden	20:44	0-3	0-1	2-2	0 0 0	2 1	2	1	2	0	0	-39
12 Mo Arnold	16:36	1-3	0-0	1-2	0 4 4	2 1	3	1	3	2	0	-1
55 Jaron Pierre Jr.	19:08	0-5	0-3	0-0	1 0 1	2 0	0	0	2	0	0	-30
1 Wayne Wapner	33:55	5-10	2-3	4-8	1 2 3	1 8	16	6	4	0	0	-24
11 Isiah Moore	21:36	6-10	0-1	0-0	2 4 6	1 0	12	1	3	0	1	-21
2 Denjay Harris	12:42	1-3	0-0	0-0	1 1 2	1 0	2	0	0	1	1	-6
22 Jeffery Armstrong	11:28	0-2	0-1	0-0	0 0 0	0 0	0	0	0	0	1	8
0 Tyler Morman	08:26	0-0	0-0	0-0	1 2 3	0 0	0	1	1	0	0	1
44 Mark Jackson	02:50	0-0	0-0	2-2	0 0 0	0 1	2	0	0	0	0	1
3 Blake Roberts	01:23	0-1	0-1	0-0	0 0 0	0 0	0	0	0	0	0	2
21 Trey Alfonso	01:23	0-0	0-0	0-0	0 0 0	0 0	0	0	0	0	0	2
25 Tate Ryder	01:14	0-0	0-0	0-0	0 0 0	0 0	0	0	0	0	0	0
Team					1 1 2							
Totals	21:55	2-12	1-18	10	21	31	14	13	55	12	16	5 4 6 -30

Technical Fouls: NONE

South Alabama - 85

Record: 7-2

NO. Name	Min	FG	3P	FT	Rebounds	Fouls	TP	AS	TO	ST	Blocks	+
4 Kayo Goncalves	24:55	2-6	2-4	2-2	0 4 4	1 2	8	0	0	1	1	0 32
12 Alex Anderson	37:29	4-7	0-0	2-4	1 5 6	2 3	10	0	2	0	0	1 28
13 Javon Franklin	22:12	10-10	0-0	2-5	4 5 9	0 4	22	1	0	4	1	0 37
21 Charles Manning, Jr.	05:22	3-4	1-2	0-0	0 0 0	2 0	7	0	0	1	0	0 6
22 Jay Jay Chandler	29:23	7-11	1-2	1-1	1 3 4	3 1	16	6	5	0	0	0 37
10 Diante Smith	30:30	4-11	3-7	0-0	1 4 5	0 1	11	5	1	2	0	2 31
20 Marshall Kearing	11:59	0-1	0-0	0-0	1 1 1	3 1	0	1	0	0	0	-3
1 Lance Thomas	17:50	3-5	1-3	0-0	1 1 1	2 0	7	0	2	0	0	-7
25 Jamal West	10:37	0-2	0-0	1-2	1 2 3	1 2	1	1	0	0	2	-1
24 Tyler Shirley	06:39	1-2	1-2	0-0	0 0 0	1 0	3	0	1	0	0	-5
14 Adam Sizemore	02:04	0-1	0-0	0-0	0 0 0	0 0	0	0	0	0	0	1
Team					0 1 1		0	1				
Totals	34:60	9-21	8-14	8	25	34	15	14	85	14	12	8 6 4 30

Technical Fouls: Manning, Jr. 1st 11:37 Anderson 2nd 00:00

	USM	USA
Biggest lead	0 (1 st 20:00)	39 (2 nd 12:00)
Best Scoring Run	8 (2 nd 2:38)	16 (1 st 14:15)
Lead Changes	0	
Times Tied	0	
Time with Lead	00:00	39:42

Points from Turnovers	USM	USA
Paint	12	27
Second Chance	10	14
Fast Breaks	4	18
Bench	32	22

Period by Period Scoring	1st	2nd	TOT
USM	24	31	55
USA	45	40	85



Official Basketball Box Score - Final
Tarleton St. at South Alabama
12/14/21 Mitchell Center, Mobile
2021-22 Men's Basketball

Game Time: 7:00 PM
Game Duration: 1:58
Attendance: 1,307

Officials: KB Burdett Jr., Jose Carron, Chase Shaw

Tarleton St. - 62

Record: 3-8

NO. Name	Min	FG	3P	FT	Rebounds	Fouls	TP	AS	TO	ST	Blocks	+
2 Freddy Hicks	28:51	1-4	0-1	4-6	0 3 3	4 4	6	0	1	1	0	2 -2
3 Shamir Bogues	32:45	4-12	0-1	0-0	1 3 4	4 0	8	1	3	7	0	3 -3
4 Tahj Small	40:00	9-16	2-5	4-6	1 3 4	4 4	24	4	4	2	2	3 -6
11 Montre Gipson	33:37	7-15	1-7	0-0	1 2 3	4 1	15	2	4	0	1	1 -5
13 Shakur Daniel	38:25	3-6	0-1	0-0	0 5 5	3 6	6	1	1	0	0	1 -7
1 Noah McDavid	08:09	1-2	1-2	0-0	0 0 0	1 2	3	0	0	2	0	0 -6
14 Javonte Hopkins	06:26	0-0	0-0	0-0	0 0 0	1 0	0	0	1	0	0	0 -1
55 Jayshawn Moore	10:55	0-0	0-0	0-0	0 0 0	2 0	0	0	0	0	0	0 -6
25 Bryce Brown	00:11	0-0	0-0	0-0	0 0 0	0 0	0	0	0	0	0	0 -1
24 Jahneim Holden	00:41	0-0	0-0	0-0	0 1 0	1 0	0	0	1	0	0	0 1
Team					2 1 3		0	0				
Totals	25:55	4-17	8-12	5	18	23	24	18	62	8	15	12 3 10 -7

Technical Fouls: Gipson 1st 16:07 Coach 2nd 5:48

South Alabama - 69

Record: 9-2

NO. Name	Min	FG	3P	FT	Rebounds	Fouls	TP	AS	TO	ST	Blocks	±				
		M	A	M	OR	DR	OT									
4 Kayo Goncalves	F 34:14	3-8	3-8	0-0	0	3	3	2	2	9	0	3	1	2	0	
12 Alex Anderson	F 33:14	3-7	0-0	5-9	2	3	5	3	7	11	0	1	1	1	2	6
13 Javon Franklin	F 24:30	5-6	0-0	4-4	4	5	9	4	2	14	0	1	1	0	0	12
21 Charles Manning, Jr.	G 36:04	5-10	1-4	6-9	1	7	8	2	6	17	5	5	0	6	0	-4
22 Jay Jay Chandler	G 31:34	3-11	2-5	5-6	0	1	4	4	13	2	6	1	0	1	0	15
10 Diante Smith	30:07	2-5	1-3	0-0	0	5	5	2	5	2	4	1	0	0	4	0
1 Lance Thomas	03:21	0-1	0-0	0-0	0	0	0	1	0	0	1	0	0	0	0	0
25 Jamal West	06:56	0-0	0-0	0-1	1	1	2	1	1	0	0	1	0	1	0	-4
Team					4	3	7		0	0	0	0				
Totals	21:48	7-20	20-29	12	28	40	19	22	69	9	22	5	10	3	7	

Technical Fouls: Chandler 1st 15:57

	TSU	USA
Biggest lead	7 (1 st 2:24)	12 (2 nd 3:39)
Best Scoring Run	7 (2 nd 1:38)	8 (2 nd 3:39)
Lead Changes	7	
Times Tied	7	
Time with Lead	23:20	11:18

Points from Turnovers	TSU	USA
Paint	27	18
Second Chance	34	24
Fast Breaks	8	15
Bench	3	5

Period by Period Scoring	1st	2nd	TOT
TSU	32	30	62
USA	28	41	69



Official Basketball Box Score - Final
South Alabama at Jacksonville St.
12/04/21 Pete Mathews Coliseum, Jacksonville
2021-22 Men's Basketball

Game Time: 7:30 PM
Game Duration: 2:00
Attendance: 804

Officials: Coy Gammon, R.B. Cylburn/Donta, Donta Carter

South Alabama - 74

Record: 9-2

NO. Name	Min	FG	3P	FT	Reb	O	D	Fouls	TP	AS	TO	ST	Blocks	+/-	Shooting By Period		
															1st	2nd	3rd
4 Kayo Goncalves	31:13	3-6	2-5	0-0	0	0	0	0	8	1	0	0	0	0	1st FG% 13.20%	50.00%	19.23%
12 Alex Anderson	32:19	6-9	0-0	1-2	4	2	6	3	1	13	2	2	0	0	3PT% 1.2	50%	
13 Javon Franklin	30:07	7-10	0-0	1-2	1	4	5	3	3	15	1	4	1	2	2nd FG% 14.26%	53.8%	
21 Charles Manning, Jr.	26:48	8-12	1-1	5-5	0	4	4	4	5	22	2	5	1	1	3PT% 2.5	40.0%	
22 Jay Jay Chandler	37:04	2-8	0-2	8-8	1	6	7	1	6	12	1	4	1	0	1PT% 16.17	94.1%	
10 Diante Smith	33:06	0-5	0-4	2-2	0	6	6	1	2	2	1	0	1	0	2nd FG% 17.52	51.9%	
20 Marshall Kearing	05:51	1-1	0-0	0-0	0	1	1	0	1	2	0	0	1	0	3PT% 17.59	89.5%	
1 Lance Thomas	03:32	0-1	0-1	0-0	0	0	0	0	0	0	0	0	0	-1			
Team					2	0	2	0	0	0	1				Dead Ball Rebounds: 10		
Totals		27:52	3-13	17-19	8	26	34	16	19	74	8	16	7	3	1	0	10

Technical Fouls: NONE

Jacksonville St. - 64

Record: 3-4

Shooting By Period																	
NO.	Name	Min	FG	3P	FT	Reb	DR	OR	Tpts	Fouls	TP	AS	TO	ST	Blocks	BA	+/
11	Kayne Henry	F 31:34	3-9	0-3	5-6	5	1	6	2	6	11	2	1	0	0	0	0 -8
50	Brandon Huffman	C 26:20	4-6	0-0	1-2	0	5	5	2	2	9	0	1	0	1	1	7
0	Jalen Finch	F 31:54	1-4	0-0	1-2	0	2	2	4	2	3	5	2	0	0	0	-12
22	Jalen Gibbs	G 33:53	2-8	2-5	0-0	1	3	4	1	6	2	6	2	0	0	0	-3
23	Darian Adams	G 29:44	6-16	3-9	2-2	1	3	4	1	3	17	2	1	1	0	0	-5
10	Juwan Perdue	C 08:35	2-3	0-0	0-0	0	0	0	0	2	1	4	1	0	0	0	-2
1	Demaree King	C 22:40	4-9	4-8	0-1	1	2	2	1	12	1	1	0	0	0	2	-12
3	Maros Zeliznak	C 05:42	1-1	0-0	0-0	0	1	1	1	0	2	0	0	0	0	0	-10
13	Jay Pal	C 06:27	0-0	0-0	0-0	0	0	0	0	0	0	0	1	0	0	0	-6
5	Caleb Byrd	C 03:11	0-0	0-0	0-0	0	0	0	1	0	0	0	0	1	0	0	-5
Team						1 2 3			0			2					
Totals			23:56			9-25 9-13			9 18 27			19 64			13 15 4 1 3 -10		
Team Free Rebounds: 2.0																	

Technical Fouls: NONE

	USA	JSU
Biggest lead	11 (2 nd 11:49)	4 (1 st 12:50)
Best Scoring Run	12 (1 st 9:31)	7 (2 nd 8:21)
Lead Changes	2	
Times Tied	1	
Time with Lead	35:58	02:25

Points from Turnovers	USA	JSU
Paint	25	15
Second Chance	7	10
Fast Breaks	8	6
Bench	4	18

Period by Period Scoring	1st	2nd	TOT
USA	28	46	74
JSU	27	37	64



Official Basketball Box Score - Final
South Alabama at Tarleton
12/17/21 Wisdom Gymnasium, Stephenville
2021-22 Men's Basketball

Game Time: 7:00 PM
Game Duration: 2:21
Attendance: 502

Officials: Randy McCal, Chris Rastetter, Larry Spaulding

South Alabama - 52

Record: 9-3

NO. Name	Min	FG	3P	FT	Rebounds			Fouls	TP	AS	TO	ST	Shooting By Period				
					OR	DR	OT						Blocks	+/-			
4 Kayo Goncalves	F 38:03	0-3	0-3	0-0	0	8	8	3	0	0	2	0	0	-13	1st FG% 9-21 42.9%		
10 Diante Smith	F 37:25	1-9	1-6	0-0	1	4	5	3	0	3	0	1	0	-18	3PT% 3-9 33.3%		
12 Alex Anderson	F 39:24	6-10	0-0	0-3	1	4	5	2	3	12	3	6	0	0	-13	2nd FG% 11-27 40.7%	
13 Javon Franklin	F 21:59	2-4	0-0	0-0	1	0	1	4	2	4	0	1	0	3	-15	3PT% 4-11 36.4%	
22 Jay Jay Chandler	G 31:14	9-15	4-6	1-2	0	2	2	4	7	23	1	1	2	0	-5	FT% 1-5 20.0%	
25 Jamal West	11:57	0-2	0-0	4-6	1	1	2	3	4	4	0	3	1	1	0	-3	GM FG% 20-48 41.7%
1 Lance Thomas	19:58	2-5	2-5	0-0	0	2	2	3	0	6	1	1	1	2	0	-2	3PT% 3-7 42.9%
Team					2	3	5		0	0	0	0				FT% 5-11 45.5%	
Totals		20-48	7-20	5-11	6	24	30	22	16	52	5	15	4	6	1	-13	Dead Ball Rebounds: 1-0

Technical Fouls: NONE

Tarleton - 65



Official Basketball Box Score - Final
SIUE at South Alabama

Game Time: 7:00 PM
Game Duration: 2:01
Attendance: 1,764

Officials: Shaun Seales, Lucas Santos, Chris Chuley

SIUE - 69

Record: 6-7

NO. Name	Min	FG	3P	FT	Rebounds	Fouls	TP	AS	TO	ST	Blocks	+/-
1 DeJuan Pruitt	F 26:05	4-7	0-1	3-4	2 5 7	4 3	11	1	3	0	0	-15
55 Lamar Wright	F 22:40	4-11	0-1	3-4	4 1 5	4 2	11	1	0	0	0	-2
3 Ray Sean Taylor	G 31:33	5-12	2-6	0-0	0 3 3	3 1	12	3	6	2	0	-9
4 Shamarr Wright	G 30:01	4-7	1-3	3-4	0 6 6	4 4	12	1	3	0	0	-9
21 Shaun Doss Jr.	G 32:24	3-9	0-1	2-4	2 3 5	2 2	8	3	3	0	0	-21
11 Courtney Carter	28:16	1-3	0-0	0-0	0 1 1	2 0	2	3	2	1	0	-12
2 Desmond Palk	11:57	3-3	3-3	0-0	0 0 0	1 0	9	0	2	0	0	-7
12 Jonathan Kurtas	17:04	1-1	0-0	2-4	0 0 0	3 4	4	2	2	1	1	0
Team					1 2 3	0	0	0	0	0	0	
Totals		25-53	6-15	13-20	9 21 30	23 16	69	14	21	6	3	-15

Shooting By Period	1st	2nd	3rd	4th	OT
1st FG%	14-30 46.7%				
3PT%	5-11 45.5%				
FT%	2-4 50%				
2nd FG%	11-23 47.8%				
3PT%	1-4 25.0%				
FT%	11-16 68.8%				
GM FG%	25-53 47.2%				
3PT%	6-15 40.0%				
FT%	13-20 65.0%				

Dead Ball Rebounds: 3, 0

South Alabama - 84

Record: 16-3

Technical Fouls: Taylor 2nd 5:38 Pruitt 2nd 1:57

NO. Name	Min	FG	3P	FT	Rebounds	Fouls	TP	AS	TO	ST	Blocks	+/-
4 Kayo Goncalves	F 29:16	1-7	1-5	0-0	0 6 6	4 4	3	1	1	1	0	13
12 Alex Anderson	F 33:51	6-8	0-0	1-2	3 2 5	1 2	13	3	3	0	3	14
13 Javon Franklin	F 28:02	6-8	0-0	2-5	3 6 9	4 4	14	0	1	0	1	0
21 Charles Manning, Jr.	G 31:51	6-12	0-2	7-9	2 1 3	1 5	19	6	3	3	1	12
22 Jay Jay Chandler	G 35:26	8-16	2-5	4-5	0 2 2	1 5	22	3	2	0	1	16
10 Diante Smith	20:25	3-5	2-3	0-0	1 1 2	1 0	8	1	0	1	0	4
20 Marshall Kearing	04:32	0-1	0-0	0-0	0 1 1	1 0	0	0	0	0	0	9
1 Lance Thomas	12:00	2-5	0-2	1-2	3 2 5	5 1	5	1	0	0	2	0
25 Jamal West	01:53	0-0	0-0	0-0	0 0 0	0 0	0	0	0	0	1	-2
14 Adam Sizemore	01:22	0-0	0-0	0-0	0 0 0	0 0	0	0	0	0	0	-1
24 Tyler Shirley	01:22	0-1	0-1	0-0	0 0 0	0 0	0	0	0	0	1	0
Team					1 2 3	0	0	3	0	0	0	
Totals		32-63	5-18	15-23	13 23 36	18 21	84	13	14	8	9	15

Technical Fouls: Franklin 2nd 5:38 Thomas 2nd 1:57

Biggest lead	SIUE	USA
0 (1st 20:00)	23 (2nd 4:24)	
Best Scoring Run	8 (2nd 1:22)	10 (2nd 11:59)
Lead Changes	0	
Times Tied	1	
Time with Lead	00:00	39:27

Points from Turnovers	SIUE	USA
Paint	36	52
Second Chance	14	18
Fast Breaks	7	8
Bench	15	13

Period by Period Scoring	1st	2nd	TOT
SIUE	35	34	69
USA	49	35	84



Official Basketball Box Score - Final
Appalachian St. at South Alabama

Game Time: 7:00 PM
Game Duration: 1:51
Attendance: 1,500

Officials: Orlando Poole, Vladimir Voyard-Tadil, Kevin Rahr

Appalachian St. - 72

Record: 8-8 (2-1)

NO. Name	Min	FG	3P	FT	Rebounds	Fouls	TP	AS	TO	ST	Blocks	+/-
15 CJ Huntley	F 32:58	8-16	4-11	0-0	3 3 6	0 0	20	0	0	0	0	1 7
25 James Lewis Jr.	F 33:27	6-9	0-0	3-4	3 4 7	1 3	15	1	1	1	0	12
5 Michael Almonacy	G 34:02	4-12	1-4	3-5	0 5 5	2 3	12	6	1	0	0	2 8
11 Donovan Gregory	G 26:11	4-8	0-0	1-1	1 3 4	2 2	9	4	2	0	0	1 4
20 Adrian Delph	G 40:00	5-11	2-3	4-4	0 5 5	0 3	16	3	2	3	0	2 8
1 Justin Forrest	27:02	0-3	0-2	0-0	0 6 6	3 3	0	3	2	1	0	1 6
4 RJ Duhart	04:59	0-0	0-0	0-0	0 0 0	1 0	0	0	0	0	0	-2
10 Michael Eads	01:21	0-1	0-1	0-0	0 0 0	0 0	0	0	0	0	0	-3
Team					2 2 4	0	0	2	0	0	0	
Totals		27-60	7-21	11-14	9 28 37	9 14	72	17	10	5	0	9 8

Shooting By Period	1st	2nd	3rd	4th	OT
1st FG%	15-32 46.9%				
3PT%	4-12 33.3%				
FT%	5-5 100%				
2nd FG%	12-28 42.9%				
3PT%	3-9 33.3%				
FT%	6-9 66.7%				
GM FG%	27-60 45.0%				
3PT%	7-21 33.3%				
FT%	11-14 78.6%				

Dead Ball Rebounds: 0, 0

South Alabama - 64

Record: 10-5 (0-2)

Technical Fouls: Forrest 1st 11:22

NO. Name	Min	FG	3P	FT	Rebounds	Fouls	TP	AS	TO	ST	Blocks	+/-
4 Kayo Goncalves	F 39:24	3-9	3-7	0-0	1 5 6	3 1	9	3	0	0	3	0 -6
10 Diante Smith	F 24:44	1-7	1-5	0-0	1 2 3	0 0	3	0	1	1	0	0 -12
12 Alex Anderson	F 30:36	6-10	0-0	0-0	3 3 6	2 0	12	1	1	0	0	0 -9
21 Charles Manning, Jr.	G 31:36	3-14	1-6	1-4	0 8 8	4 2	8	4	5	0	1	0
22 Jay Jay Chandler	G 40:00	8-18	2-6	0-0	0 4 4	4 4	18	3	3	1	1	0 -8
20 Marshall Kearing	33:30	6-8	0-0	2-2	4 3 7	1 1	14	0	0	0	0	-5
Team					2 2 4	0	0	0	0	0	0	
Totals		27-66	7-24	3-6	11 27 38	15 8	64	11	10	2	9	0 -8

Shooting By Period	1st	2nd	3rd	4th	OT
1st FG%	12-33 36.4%				
3PT%	4-17 23.5%				
FT%	0-2 0%				
2nd FG%	15-33 45.5%				
3PT%	3-7 42.9%				
FT%	3-4 75%				
GM FG%	27-66 40.9%				
3PT%	7-24 29.2%				
FT%	3-6 50.0%				

Dead Ball Rebounds: 3, 0

Biggest lead	APP	USA
19 (2nd 17:25)	1 (1st 18:48)	
Best Scoring Run	16 (2nd 17:25)	11 (2nd 2:27)
Lead Changes	2	
Times Tied	0	
Time with Lead	37:46	01:18

Points from Turnovers	APP	USA
Paint	36	34
Second Chance	8	16
Fast Breaks	12	3
Bench	0	14

Period by Period Scoring	1st	2nd	TOT
APP	39	33	72
USA	28	36	64



Official Basketball Box Score - Final
South Alabama at UT Arlington

Game Time: 7:00 PM
Game Duration: 2:28
Attendance: 1,300

Officials: Joe Lindsey, Chuck Jones, Owen Shurt

South Alabama - 87

Record: 10-4 (0-1)

NO. Name	Min	FG	3P	FT	Rebounds	Fouls	TP	AS	TO	ST	Blocks	+/-
4 Kayo Goncalves	F 31:16	4-6	4-6	0-0	0 0 0	3 1	12	2	0	1	0	0
12 Alex Anderson	F 30:41	3-7	0-1	1-1	0 1 1	3 1	7	2	1	0	0	-1
13 Javon Franklin	F 41:07	8-10	0-0	5-9	11 4 15	3 7	21	2	2	3	4	0
21 Charles Manning, Jr.	G 37:51	7-17	2-4	10-11	0 4 4	3 9	26	3	5	3	0	-6
22 Jay Jay Chandler	G 41:39	5-19	0-6	2-2	0 4 4	4 5	12	5	2	1	0	0
10 Diante Smith	37:38	4-7	1-3	0-0	1 2 3	2 1	9	1	0	0	1	-3
20 Marshall Kearing	00:55	0-0	0-0	0-0	0 0 0	2 0	0	0	0	0	0	1
1 Lance Thomas	02:58	0-1	0-1	0-0	0 0 0	0 0	0	0	1	0	1	-7
25 Jamal West	00:55	0-0	0-0	0-0	0 0 0	0 0	0	0	0	0	0	2
Team					1 0 1	0	0	0	0	0	0	
Totals		31-67	7-21	18-23	13 15 28	20 24	87	16	11	8	5	-2

Shooting By Period	1st	2nd	3rd	4th	OT
1st FG%	14-31 45.2%				
3PT%	5-13 38.5%				
FT%	7-9 77.8%				
2nd FG%	13-26 50.0%				
3PT%	0-4 0.0%				
FT%	9-12 75%				
OT FG%	4-10 40.0%				
3PT%	2-4 50.0%				
FT%	2-2 100%				
GM FG%	31-67 46.3%				
3PT%	7-21 33.3%				
FT%	18-23 78.3%				

Dead Ball Rebounds: 3, 0

UT Arlington - 89

Record: 5-7 (1-0)

UT Arlington - 89		Record: 5-7 (1-4)										Technical Fouls: NONE				
NO.	Name	Min	FG M/A	3P M/A	FT M/A	Rebounds OR OR TOT	Fouls PF FT	TP	AS	TO	ST	Blocks B/BS	+/-			
0	Kaodirichi Akobundu-	F 21:00	2-4	0-0	3-4	1 4 5	4 2	7	0	0	0	5	2 6			
23	Patrick Mwamba	F 26:03	6-10	2-4	2-2	1 3 4	2 2	16	2	1	4	0	0 7			
1	Javon Lewis	G 29:57	2-3	0-0	1-5	2 5 7	4 3	5	7	3	1	0	0 6			
3	Carson Bischoff	G 15:29	0-2	0-2	0-0	0 0 0	1 1	0	1	0	0	0	-11			
4	David Azore	G 41:23	11-20	0-3	8-9	1 6 7	4 7	30	3	6	0	0	0 7			
20	Nicolas Elame	19:11	2-3	1-1	0-0	0 1 1	1 1	5	0	0	0	0	-12			
22	Shemar Wilson	20:27	5-6	0-0	4-4	4 3 7	2 2	14	0	1	0	0	0 11			
5	Brandyn Talbot	08:46	1-2	1-2	0-0	0 0 0	0 0	3	1	1	0	0	0 6			
10	Jack Holberg	20:14	1-4	1-3	0-0	0 0 0	2 1	3	1	1	0	0	0 0			
14	Montez Young Jr.	16:57	3-5	0-0	4-6	2 6 3	1 6	0	1	0	0	1	-5			
12	Lazaro Rojas	03:33	0-2	0-0	0-0	0 0 0	1 0	0	0	2	0	0	-15			
Team						2 1 3	0	0	1	0	0	0				
Totals			33-61	5-15	18-24	15 25 40	24 20	89	15	17	5	5	2			

Technical Fouls: NONE

Biggest lead	USA	UTA
5 (1st 16:02)	10 (1st 9:01)	
Best Scoring Run	10 (1st 6:25)	9 (1st 13:58)
Lead Changes	12	
Times Tied	11	
Time with Lead	06:26	32:17

Points from Turnovers	USA	UTA
Paint	42	44
Second Chance	13	19
Fast Breaks	16	13
Bench	9	31

Period by Period Scoring	1st	2nd	OT	TOT
USA	40	35	12	87
UTA	41	34	14	89



Official Basketball Box Score - Final
Georgia St. at South Alabama

Game Time: 8:00 PM
Game Duration: 2:06
Attendance: 2,354

Officials: Chuck Jones, Steven Anderson, Sean Cassidy

Georgia St. - 65

Record: 6-7 (0-2)

NO. Name	Min	FG	3P
----------	-----	----	----



Official Basketball Box Score - Final
Ga. Southern at South Alabama
01/15/22 Mitchell Center, Mobile
2021-22 Men's Basketball

Game Time: 4:00 PM
Game Duration: 2:12
Attendance: 1,353

Officials: Sidney Cohen, Bharat Rammanan, Hunter Allen

Ga. Southern - 67

Record: 8-7 (1-3)

NO. Name	Min	FG	M-A	3P	M-A	FT	M-A	Rebounds		Fouls	TP	AS	TO	ST	Blocks		+/-
								OR	DR						BS	BA	
1 Cam Bryant	F 11:39	2-5	2-3	0-0	1	0	1	5	0	6	3	0	0	0	0	0	7
12 Andrei Savrasov	F 23:56	3-7	1-1	2-2	3	4	7	1	2	9	0	1	0	0	1	1	1
0 Kaden Archie	G 30:21	3-6	1-2	1-5	0	2	2	2	3	8	2	3	2	1	0	-5	
3 Tre Cobbs	G 25:14	1-4	1-3	0-2	1	1	2	3	2	3	2	2	2	0	0	3	
13 Ged Juozapalis	G 30:00	3-13	2-8	2-2	2	1	3	1	0	10	4	0	0	0	2	7	
2 Elijah McCadden	29:10	5-13	1-5	8-10	4	7	11	4	6	19	0	3	0	0	1	-10	
4 Kaman Brown	21:59	2-9	0-3	0-0	2	0	2	2	1	4	0	0	0	1	1	-14	
10 Charles Curry	15:27	2-4	0-0	0-0	0	6	6	1	1	4	0	0	0	1	0	-7	
21 Amar Augillard	00:00	0-0	0-0	0-0	0	0	0	0	0	0	0	0	0	0	0	0	
23 Grant Weatherford	12:14	1-2	0-1	2-2	0	2	2	3	1	4	0	0	0	0	0	-12	
Team								2	1	3							
Totals		22-63	8-26	15-23	15	24	39	22	16	67	11	9	5	2	5	-6	

Technical Fouls:NONE

South Alabama - 73

Record: 12-5 (2-2)

NO. Name	Min	FG	M-A	3P	M-A	FT	M-A	Rebounds		Fouls	TP	AS	TO	ST	Blocks		+/-
								OR	DR						BS	BA	
4 Kayo Goncalves	F 38:34	3-8	3-6	0-0	1	3	4	1	2	9	0	0	0	0	1	1	5
13 Javon Franklin	F 36:47	6-10	0-0	7-10	0	3	9	12	4	7	19	2	1	0	2	0	8
20 Marshall Kearing	F 14:44	3-3	1-1	0-0	0	1	1	0	1	7	0	2	2	0	0	2	
21 Charles Manning, Jr.	G 38:11	6-16	1-3	6-8	1	4	5	3	6	19	3	6	0	2	1	6	
22 Jay Jay Chandler	G 27:00	4-10	2-5	2-4	0	3	3	5	4	12	3	1	0	0	0	15	
1 Lance Thomas	16:07	0-2	0-2	0-0	0	5	7	3	2	7	3	0	0	0	0	-8	
12 Alex Anderson	28:37	2-2	0-0	3-4	2	5	7	3	2	7	3	0	0	0	0	2	
Team								0	2	2							
Totals		24-51	7-17	18-26	7	30	37	17	22	73	11	12	2	5	2	-6	

Technical Fouls:Franklin 2nd 6:56

	GSO		USA		Points from	Turnovers	Period by Period Scoring		
							1st	2nd	TOT
Biggest lead	3 (1st 19:23)	13 (1st 0:09)					10	11	
Best Scoring Run	8 (2nd 9:11)	10 (2nd 1:14)					22	34	
Lead Changes	10	7					20	47	67
Times Tied	3								
Time with Lead	03:30	34:29					33	40	73



Official Basketball Box Score - Final
South Alabama at ULM
01/22/22 Fank Ewing Coliseum, Monroe
2021-22 Men's Basketball

Game Time: 2:00 PM
Game Duration: 1:43
Attendance: 2,768

Officials: Stephen Orkus, Jr., Chris King, Michael Husted

South Alabama - 68

Record: 14-5 (4-2)

NO. Name	Min	FG	M-A	3P	M-A	FT	M-A	Rebounds		Fouls	TP	AS	TO	ST	Blocks		+/-
								OR	DR						BS	BA	
4 Kayo Goncalves	F 30:21	1-5	1-5	0-0	0	4	4	4	1	3	4	0	0	0	0	0	19
13 Javon Franklin	F 34:48	4-8	0-0	3-4	3	2	5	3	2	11	1	2	3	1	1	14	
20 Marshall Kearing	F 13:02	2-6	1-3	0-0	0	2	2	0	0	5	1	0	0	0	0	7	
21 Charles Manning, Jr.	G 38:07	7-12	2-4	4-5	3	1	4	0	4	20	6	0	4	2	0	10	
22 Jay Jay Chandler	G 34:09	9-12	2-3	1-2	0	1	1	1	3	21	2	1	2	0	0	19	
0 Tyrell Jones	25:10	3-8	2-5	0-0	0	2	2	0	1	8	2	2	1	0	1	2	
12 Alex Anderson	04:35	0-1	0-0	0-0	0	0	0	1	0	0	0	1	1	0	0	-4	
10 Diante Smith	14:49	0-3	0-2	0-0	0	1	1	0	0	0	0	0	0	0	0	-2	
1 Lance Thomas	04:59	0-2	0-2	0-0	0	1	1	0	1	0	0	0	0	0	0	-5	
Team								3	1	4							
Totals		28-57	8-24	8-11	10	14	24	11	12	68	16	6	14	4	2	12	

Technical Fouls:NONE

ULM - 56

Record: 10-10 (2-6)

NO. Name	Min	FG	M-A	3P	M-A	FT	M-A	Rebounds		Fouls	TP	AS	TO	ST	Blocks		+/-
								OR	DR						BS	BA	
4 Nika Metskhvarishvili	F 32:15	4-15	3-6	2-4	4	3	7	3	3	13	3	4	0	1	1	-1	
13 Thomas Howell	F 24:54	2-5	0-0	4-4	1	2	3	0	5	8	1	2	0	0	2	-16	
24 Russell Harrison	F 38:41	3-8	1-6	0-0	2	2	4	0	0	7	2	1	1	1	0	-10	
1 Andre Jones	G 33:46	6-10	1-4	0-0	2	3	5	3	1	13	5	8	0	0	0	-6	
2 Koreem Ozier	G 32:43	1-3	1-2	1-2	1	4	5	4	1	4	0	2	0	0	1	-22	
3 Elijah Gonzales	28:19	3-5	1-3	0-0	0	4	4	1	0	7	2	1	0	0	0	-8	
21 Luke Phillips	06:59	2-2	0-0	0-0	0	2	2	0	1	0	0	0	0	0	0	4	
10 Langston Powell	02:23	0-1	0-0	0-0	0	0	0	0	1	0	0	0	0	0	0	-1	
Team								4	2	6							
Totals		21-49	7-21	7-10	14	22	36	12	11	56	15	18	1	2	4	-12	

Technical Fouls:NONE

	USA		ULM		Points from	Turnovers	Period by Period Scoring		
							1st	2nd	TOT
Biggest lead	14 (2nd 5:57)	11 (1st 7:55)					27	7	
Best Scoring Run	11 (2nd 13:21)	11 (1st 12:52)					34	18	
Lead Changes	4						33	35	68
Times Tied	5								
Time with Lead	21:29	14:17					35	21	56



Official Basketball Box Score - Final
South Alabama at Louisiana
01/20/22 Cajundome, Lafayette
2021-22 Men's Basketball

Game Time: 7:00 PM
Game Duration: 2:18
Attendance: 4,146

Officials: Byron Jarrett, Vladimir Voyard-Tadi, Jason Baker

South Alabama - 77

Record: 13-5 (3-2)

NO. Name	Min	FG	M-A	3P	M-A	FT	M-A	Rebounds		Fouls	TP	AS	TO	ST	Blocks		+/-
								OR	DR						BS	BA	
4 Kayo Goncalves	F 31:14	5-7	3-5	0-1	0	4	4	4	3	13	2	1	2	1	0	5	
13 Javon Franklin	F 26:47	6-9	0-0	2-2	3	2	5	2	1	14	1	0	2	1	1	-3	
20 Marshall Kearing	F 18:38	2-3	0-0	0-0	1	1	2	3	1	4	1	0	0	0	0	14	
21 Charles Manning, Jr.	G 36:23	7-14	1-5	5-7	0	5	5	2	6	20	5	1	0	1	0	11	
22 Jay Jay Chandler	G 29:14	3-10	1-2	4-4	0	2	2	4	4	11	2	4	0	0	0	9	
1 Lance Thomas	05:42	0-3	0-2	0-0	0	0	0	0	2	0	0	0	0	0	2	0	
12 Alex Anderson	10:55	0-1	0-0	0-0	0	0	0	0	0	0	0	0	0	0	1	4	
0 Tyrell Jones	26:35	3-5	1-1	2-2	0	5	5	1	1	9	5	1	1	0	0	7	
10 Diante Smith	14:32	2-6	2-4	0-0	1	0	1	3	0	6	2	1	1	0	0	-1	
Team								1	2	3							
Totals		28-58	8-19	13-16	6	21	27	21	16	77	18	8	6	5	2	7	

Technical Fouls:Smith 2nd 3:31

Louisiana - 70

Record: 9-8 (3-3)

No. Name	Min	FG		3P		FT		Rebounds		Fouls	TP	AS	TO	ST	Blocks		+/-
		M	A	M	A	M	A	OR	DR						OT	BS	
4 Kobe Julien	F 23:52	2-11	1-5	2-2	0	2	2	3	2	7	0	3	0	0	0	1	-17
10 Theo Aikwuba	F 26:48	3-5	0-0	6-8	5	4	9	1	6	12	1	0	0	1	2	-7	
21 Jordan Brown	F 33:23	7-11	2-3	5-7	4	7	11	1	6	21	1	3	0	1	1	-10	
3 Trajan Wesley	G 21:12	2-4	0-0	0-0	0	1	1	1	1	4	2	2	1	0	0	-10	
13 Greg Williams Jr.	G 20:02	0-4	0-3	0-0	0	0	0	0	2	0	0	2	1	0	0	0	1
22 Kentrell Garnett	19:05	2-4	1-3	2-2	0	1	1	3	2	7	2	1	0	0	0	0	6
23 Dou Gueye	11:53	2-5	0-0	0	3	6	9	1	0	4	1	1	0	0	1	1	1
2 Michael Thomas	10:45	2-4	0-1	0-1	0	1	1	1	1	4	2	1	2	0	0	0	14
11 Durey Cadwell	09:07	1-3	1-2	0-0	3	0	3	0	1	3	0	0	0	0	0	0	-3
5 Jalen Dalcourt	13:08	2-5	1-4	3-3	0	0	0	2	1	8	1	0	0	0	0	0	4
41 Brian Williams	01:00	0-2	0-1	0-0	0	0	0	0	0	0	0	1	0	0	0	0	0
1 Joe Charles	04:31	0-0	0-0	0	0	0	0	0	0	1	0	0	0	0	0	0	-4
Team					1	3	4	0									
Totals		23-58	6-22	18-23	16	26	42	16	20	70	10	15	4	2	5	-7	



Official Basketball Box Score - Final
South Alabama at Troy
01/29/22 Trojan Arena, Troy, Ala.
2021-22 Men's Basketball

Game Time: 6:00 PM
Game Duration: 2:17
Attendance: 4,566

Officials: Sean Casady, Chris Chumley, Raymond Tate III

South Alabama - 68

Record: 15-6 (5-3)

NO. Name	Min	FG	3P	FT	Rebounds	Fouls	TP	AS	TO	ST	Blocks	B+/-			
4 Kayo Goncalves	F 33:46	2-4	2-3	0-0	0	3	3	1	6	1	0	2	1	0	-7
13 Javon Franklin	F 37:18	5-8	0-0	3-7	3	8	11	4	5	13	2	0	1	0	0
0 Tyrell Jones	G 20:07	1-5	0-2	0-0	1	2	3	1	1	2	2	4	0	0	-12
21 Charles Manning, Jr.	G 38:30	6-17	2-4	6-9	2	2	4	3	9	20	2	4	0	1	0
22 Jay Jay Chandler	G 26:57	5-10	1-3	9-11	1	2	3	5	6	20	2	1	3	0	0
12 Alex Anderson	16:45	0-3	0-0	0-0	0	0	0	4	0	0	1	0	0	0	9
20 Marshall Kearing	02:39	0-0	0-0	0-0	0	1	1	0	2	0	0	0	0	0	0
10 Diante Smith	17:41	1-3	1-2	2-2	0	1	1	3	2	5	0	2	2	0	-6
1 Lance Thomas	03:19	0-0	0-0	2-3	0	1	1	1	2	0	1	1	0	1	0
25 Jamal West	02:58	0-0	0-0	0-0	0	0	0	1	0	0	0	0	0	0	-3
Team					1	0	1		0	0					
Totals		20-50	6-14	22-32	8	20	28	25	27	68	9	13	9	2	0

Technical Fouls: NONE

Troy - 77

Record: 14-7 (5-3)

NO. Name	Min	FG	3P	FT	Rebounds	Fouls	TP	AS	TO	ST	Blocks	±			
10 Zay Williams	F 31:28	4-9	1-3	4-4	2	7	9	3	13	1	3	0	0	1	10
23 Ele Odigie	F 30:50	3-6	0-0	6-7	4	11	15	2	6	12	3	2	0	0	10
11 Desmond Williams	G 27:03	3-8	3-8	0-0	0	1	1	3	0	9	3	0	0	0	1
14 Jakevan Lettridge	G 05:36	0-1	0-1	0-0	1	0	1	3	1	0	0	1	0	0	1
15 Duke Miles	G 35:52	5-10	3-6	9-10	2	2	4	3	9	22	7	2	3	0	17
13 Khayli Waters	05:04	0-1	0-1	1-2	0	0	0	1	1	0	0	2	0	0	-3
1 TK Smith	08:09	0-3	0-2	0-0	1	0	1	1	0	0	0	0	0	0	4
24 Nick Stampley	08:32	1-2	0-1	0-0	3	1	4	2	0	2	0	2	0	0	-1
30 Christian Turner	00:20	0-0	0-0	0-0	0	0	0	2	0	0	0	1	0	0	0
22 Rifen Miguel	08:50	1-2	0-0	1-2	1	4	5	2	1	3	0	0	0	0	-4
35 Nate Tshimanga	08:37	1-2	0-0	1-2	1	0	1	3	1	3	0	2	1	0	0
5 Christyone Eugene	08:04	0-5	0-3	0-0	0	0	1	1	0	0	0	1	2	0	-2
0 Kieffer Punter	21:35	5-8	1-4	1-3	1	0	1	2	2	12	1	0	1	0	5
Team					1	0	1		0	0					
Totals		23-57	8-29	23-30	17	27	44	27	25	77	15	14	9	0	2

Technical Fouls: NONE

	USA	Troy
Biggest lead	4 (1 st 10:25)	20 (2 nd 6:17)
Best Scoring Run	9 (2 nd 4:22)	11 (2 nd 7:33)
Lead Changes	2	
Times Tied	2	
Time with Lead	04:09	34:09

Points from	USA	Troy
Turnovers	11	16
Paint	24	26
Second Chance	9	22
Fast Breaks	16	15
Bench	7	21

Period by Period Scoring	1st	2nd	TOT
USA	22	46	68
Troy	31	46	77



Official Basketball Box Score - Final
South Alabama at Georgia Southern
02/03/22 Hanner Fieldhouse, Statesboro, Ga.
2021-22 Men's Basketball

Game Time: 7:00 PM
Game Duration: 2:13
Attendance: 1,886

Officials: Wil Howard, Jason Baker, Lucas Santos

South Alabama - 57

Record: 15-7 (5-4)

NO. Name	Min	FG	3P	FT	Rebounds	Fouls	TP	AS	TO	ST	Blocks	±				
		M	A	M	OR	DR	TOT	PF	FO							
4 Kayo Goncalves	F 37:37	3-9	3-9	0-0	1	1	2	3	2	9	0	0	1	2	0	0
13 Javon Franklin	F 33:19	4-8	0-0	5-6	4	4	8	3	6	13	1	2	3	2	1	9
0 Tyrell Jones	G 23:54	1-3	0-1	1-1	0	2	2	0	1	3	2	2	0	0	0	-3
21 Charles Manning, Jr.	G 14:59	2-7	0-2	0-0	0	2	2	2	1	4	2	2	0	0	0	-11
22 Jay Jay Chandler	G 30:33	6-13	0-3	3-6	0	4	4	5	15	0	5	2	0	0	0	0
12 Alex Anderson	23:33	1-5	0-0	1-1	2	0	2	0	2	3	0	1	2	0	0	-1
20 Marshall Kearing	06:41	1-1	0-0	1-2	0	2	2	1	1	3	0	0	0	0	0	-10
10 Diante Smith	29:24	3-6	1-2	0-0	1	3	4	1	0	7	0	2	0	0	0	9
Team					2	3	5		0	2						
Totals		21-52	4-17	11-16	10	21	31	14	18	57	5	14	10	4	1	1

Technical Fouls: NONE

Technical Fouls: NONE

Georgia Southern - 58

Record: 11-9 (4-5)

NO. Name	Min	FG	3P	FT	Rebounds	Fouls	TP	AS	TO	ST	Blocks	+/-			
12 Andrei Savrasov	F 18:10	3-5	0-0	3-4	3	5	8	2	3	9	0	1	1	0	2
24 Prince Toyambi	F 23:12	4-7	0-1	1-2	3	3	6	3	1	9	0	0	1	1	-2
3 Tre Cobbs	G 21:38	0-2	0-1	2-5	0	1	1	3	4	2	0	1	0	1	-2
4 Kamari Brown	G 24:18	4-10	1-3	0-0	0	4	4	1	0	9	1	0	1	0	-5
23 Grant Weatherford	G 09:48	0-2	0-1	0-0	0	1	1	1	0	0	2	0	0	0	0
1 Cam Bryant	29:34	4-7	2-5	0-0	0	1	1	1	1	10	2	4	0	0	8
2 Elijah McCadden	20:44	1-3	0-2	0-0	1	1	2	4	1	2	0	3	1	0	-4
0 Kaden Archile	25:50	3-5	1-2	0-2	0	1	1	4	7	4	1	0	0	0	2
13 Gedi Juzapalis	24:06	4-10	2-7	0-0	0	3	3	1	0	10	3	2	0	0	1
10 Carlos Curry	02:40	0-0	0-0	0-0	1	2	3	1	0	0	0	0	0	0	1
Team					3	1	4		0	1					
Totals		23-51	6-22	6-13	11	23	34	18	14	58	12	16	5	1	4

Technical Fouls: NONE

	USA	GS
Biggest lead	1 (2 nd 0:47)	15 (1 st 0:03)
Best Scoring Run	8 (2 nd 9:31)	9 (1 st 14:27)
Lead Changes	2	
Times Tied	0	
Time with Lead	00:29	38:19

Points from	USA	GS
Turnovers	14	14
Paint	28	30
Second Chance	11	14
Fast Breaks	2	2
Bench	13	29

Period by Period Scoring	1st	2nd	TOT
USA	23	34	57
GS	38	20	58



Official Basketball Box Score - Final
South Alabama at Georgia St.
02/05/22 GSU Sports Arena, Atlanta
2021-22 Men's Basketball

Game Time: 2:00 PM
Game Duration: 2:36
Attendance: 1,377

Officials: Glenn Tull, Rodrick Dixon, R.B. Clyburn

South Alabama - 62

Record: 15-8 (5-5)

NO. Name	Min	FG	3P	FT	Rebounds	Fouls	TP	AS	TO	ST	Blocks	+/-
		M-A	M-A	M-A	OR DR TOT	PF FO						
4 Kayo Goncalves	F 33:41	2-10	1-9	0-0	0 6 6 4	1 5 2	0	1	1	0	1	0
12 Alex Anderson	F 16:55	0-1	0-0	3-4	0 0 0 0	4 3 3	1	1	0	1	0	-19
13 Javon Franklin	F 37:36	4-8	0-0	2-2	2 3 5 1	1 10 1	1	1	7	0	1	-7
0 Tyrell Jones	G 09:03	0-3	0-0	0-0	0 0 0 0	1 0 0	0	0	0	0	0	-7
22 Jay Jay Chandler	G 31:46	9-14	0-2	8-11	0 1 1 4	8 26 0	4	1	0	4	1	0
1 Lance Thomas	06:14	0-1	0-1	0-0	0 0 0 0	2 0 0	0	0	0	1	0	-11
21 Charles Manning, Jr.	20:15	3-8	1-2	0-0	1 1 2 2	1 7 2	3	1	1	0	18	-18
10 Diante Smith	29:42	3-7	2-6	1-2	3 5 8 3	3 9 2	4	1	0	0	0	4
20 Marshall Kearing	02:24	0-0	0-0	0-0	0 0 0 0	2 0 0	0	0	0	0	0	0
24 Tyler Shirley	12:24	0-0	0-0	2-2	1 5 6 3	1 2 1	1	1	0	0	0	14
Team					0 2 2 0	0 0 0	0	0	0	0	0	
Totals		21-52	4-20	16-21	7 23 30 25	19 62 9	14	7	5	0	0	-7

Technical Fouls: Smith 1st 8:39

Georgia St. - 69

Record: 9-10 (3-5)

George Strait vs. The																
March 20, 2012																
No. Name	Min	FG	3P	FT	Rebounds	Fouls	TP	AS	TO	ST	Blocks	BS	+/-			
					OR	DR	OT									
1 Eliel Nsoseme	F 23:18	4-7	0-0	2-2	0	9	9	4	3	10	1	2	1	0	1	15
3 Jamal Clyce	F 07:44	0-1	0-0	0-0	1	0	1	0	0	0	1	1	0	0	5	
23 Corey Roberts	G 25:57	3-8	0-3	4-4	0	3	3	3	2	10	1	2	1	0	0	-8
11 Justin Allen	G 19:58	3-10	1-6	2-2	0	0	1	1	1	2	9	3	0	2	0	16
12 Kane Williams	G 34:26	2-4	2-3	11-11	1	3	4	4	8	17	6	1	0	0	0	5
15 Ja'Heim Hudson	20:24	0-2	0-0	3-4	1	1	2	4	2	3	0	2	0	0	0	-4
24 Collin Moore	04:00	0-0	0-0	0-0	0	0	0	1	1	0	0	0	0	0	0	2
25 Jalen Thomas	26:54	5-9	0-0	1-2	1	4	5	1	2	11	0	0	0	0	0	1
0 Evan Johnson	18:29	1-6	1-5	1-2	0	0	0	2	4	0	3	1	0	0	0	3
10 Nelson Phillips	18:50	2-8	1-4	0-1	2	2	4	0	2	5	0	1	2	0	1	-1
Team					4	2	6		0	1						
Totals		20-55	5-21	24-28	10	25	35	20	24	69	12	13	7	0	5	

Technical Fouls: Moore 1st 8:39

	USA	GSU
Biggest lead	0 (1 st 20:00)	23 (2 nd 12:24)
Best Scoring Run	8 (2 nd 9:57)	9 (1 st 12:58)
Lead Changes	0	
Times Tied	0	
Time with Lead	00:00	39:23

Points from	USA	GSU
Turnovers	9	17
Paint	24	22
Second Chance	10	13
Fast Breaks	15	6
Bench	18	23

Period by Period Scoring	1st	2nd	TOT
USA	24	38	62
GSU	42	27	69





Official Basketball Box Score - Final
Arkansas St. at South Alabama
02/12/22 Mitchell Center, Mobile
2021-22 Men's Basketball

Game Time: 6:00 PM
Game Duration: 1:53
Attendance: 2,074

Officials: Landon Brandes, Chris Chumley, Bharat Ramnarain

Arkansas St. - 51

Record: 15-8 (6-5)

No.	Name	Min	FG	3P	FT	Rebounds	Fouls	TP	AS	TO	ST	Blocks	+/-
			M-A	M-A	M-A	OR DR TOT	PF FD		BS	BA			
1	Markise Davis	F 29:05	3-9	0-0	2-3	3 0 3	1 3	8	1	0	0	0	-21
15	Norchad Omer	F 21:59	3-5	0-0	3-7	1 8 9	4 7	9	1	2	1	1	1
0	Caleb Fields	G 13:59	1-3	0-2	2-2	0 1 1	1 4	0	1	0	0	0	-8
2	Avery Felts	G 22:15	0-2	0-1	1-3	0 1 1	2 2	1	1	1	0	0	-11
23	Marquis Eaton	G 32:39	3-15	1-6	3-4	1 3 4	2 3	10	5	3	0	0	-13
10	Malcolm Farrington	G 19:05	0-8	0-7	0-0	2 3 5	1 0	0	0	1	0	1	-18
50	Antwon Jackson	25:24	4-6	0-0	1-1	2 3 5	1 1	9	1	0	2	0	-17
11	Lazar Grbovic	02:19	0-0	0-0	0-0	0 0 0	0 0	0	0	0	0	0	-4
13	Mario Fantina	14:30	3-5	2-3	0-0	0 3 3	0 8	0	0	1	0	0	-7
5	Christian Willis	17:02	1-2	0-1	0-0	0 1 1	0 2	1	1	1	0	0	-4
12	Nick Tingling	01:43	0-0	0-0	0-0	0 0 0	0 0	0	1	0	0	0	-1
Team						2 1 3	0		1				
Totals			18-55	3-20	12-20	11 24 35	12 17 51	8	12	8	2	3	-19

Technical Fouls: NONE

South Alabama - 70

Record: 17-8 (7-5)

NO.	Name	Min	FG	3P	FT	Rebounds	Fouls	TP	AS	TO	ST	Blocks	+/-				
			M-A	M-A	M-A	OR DR TOT	PF FD					BS BA					
1	Lance Thomas	F 11:31	0-2	0-0	0-0	0	2	2	3	0	1	0	0	0	-1		
10	Dante Smith	F 27:10	1-2	1-2	0-0	0	3	3	1	0	3	1	0	0	11		
13	Javon Franklin	F 24:35	1-2	0-0	2-4	0	8	8	2	3	4	1	2	0	13		
21	Charles Manning, Jr.	G 24:44	5-11	1-3	2-2	0	1	1	1	4	13	3	4	2	0	1	
22	Jay Jay Chandler	G 32:37	9-16	2-3	2-2	1	3	4	3	2	22	3	2	1	0	19	
0	Tyrell Jones	22:15	3-6	2-2	0-0	1	0	1	1	2	8	1	2	0	0	1	
20	Marshall Kearing	13:11	2-3	0-0	1-1	0	5	5	1	1	5	0	1	1	0	5	
4	Kayo Goncalves	26:11	4-7	4-6	0-0	0	3	3	5	0	12	2	0	1	1	19	
12	Alex Anderson	12:07	0-1	0-0	0-0	0	1	1	0	0	0	1	0	0	0	8	
24	Tyler Shirley	02:14	0-0	0-0	0-0	0	0	0	0	0	0	0	0	0	0	1	
25	Jamal West	02:14	0-0	0-0	0-0	2	2	0	0	0	0	0	0	0	0	1	
14	Adam Sizemore	01:11	1-1	1-1	0-0	0	0	0	0	0	3	0	0	0	0	1	
Team						0	2	2			0		1				
Totals			26-51	11-19	7-9	2	30	32	17	12	70	13	13	5	3	2	19

Technical Fouls: NONE

		ASU	USA
Biggest lead	1 (1 st 16:20)	23 (2 nd 11:46)	
Best Scoring Run	7 (2 nd 8:36)	12 (1 st 1:52)	
Lead Changes	2	1	
Times Tied	0	0	
Time with Lead	00:28	39:10	

		ASU	USA
Points from Turnovers	15	11	
Paint	28	22	
Second Chance	9	5	
Fast Breaks	7	0	
Bench	19	28	

		ASU	USA
Period by Period Scoring			
1st	1st	2nd	TOT
ASU	25	26	51
USA	45	25	70



Official Basketball Box Score - Final
South Alabama at Coastal Carolina
02/17/22 The HTC Center, Conway, SC
2021-22 Men's Basketball

Game Time: 7:00 PM
Game Duration: 2:12
Attendance: 1,000

Officials: Mike Nance, Steven Anderson, Lucas Santos

South Alabama - 71

Record: 18-8 (8-5)

NO.	Name	Min	FG	3P	FT	Rebounds	Fouls	TP	AS	TO	ST	Blocks	+/-		
			M-A	M-A	M-A	OR DR TOT	PF FD					BS BA			
1	Lance Thomas	F 15:12	1-3	1-3	0-0	0	4	4	0	3	0	1	0	0	
10	Dante Smith	F 34:39	5-10	5-10	0-0	0	4	4	2	1	15	0	1	0	
13	Javon Franklin	F 31:07	3-4	0-0	2-4	3	11	14	4	3	8	1	1	0	
21	Charles Manning, Jr.	G 34:32	6-10	0-3	0-4	0	1	1	2	3	15	3	5	1	
22	Jay Jay Chandler	G 34:06	4-11	0-2	9-9	0	2	2	6	17	8	3	0	0	
0	Tyrell Jones	13:11	0-3	0-1	0-0	0	0	0	3	0	2	0	1	0	
4	Kayo Goncalves	24:48	3-5	3-5	0-0	0	1	1	3	1	9	1	1	1	
20	Marshall Kearing	08:53	1-2	0-0	2-2	2	1	3	2	3	4	1	0	0	
12	Alex Anderson	03:32	0-0	0-0	0-0	0	0	0	0	0	0	0	0	0	
Team						1	0	1			0				
Totals			23-48	9-24	16-19	6	24	30	18	17	71	16	12	3	4

Technical Fouls: NONE

Coastal Carolina - 68

Record: 13-12 (5-8)

NO.	Name	Min	FG	3P	FT	Rebounds	Fouls	TP	AS	TO	ST	Blocks	+/-	
			M-A	M-A	M-A	OR DR TOT	PF FD					BS BA		
12	Wilfred Likayi	F 32:29	4-9	2-4	0-2	0 3 3	2 1	10	0	1	0	0	-16	
44	Essam Mostafa	F 29:07	2-5	0-0	3-6	4 7 11	3 4	7	0	1	0	0	-3	
3	Rudi Williams	G 28:25	5-9	2-5	12-14	0 1 1	3 8	24	4	2	5	0	-2	
0	Ebrima Dibba	G 35:00	0-4	0-1	2-2	2 1 3	1 2	2	0	2	1	0	-2	
24	Vince Cole	G 35:54	4-17	2-9	0-0	1 4 5	2 1	10	2	2	0	0	-8	
2	Garrick Green	12:43	2-4	1-3	0-0	4 1 5	3 1	5	3	0	0	0	13	
14	Josh Udju	20:41	4-7	1-2	1-2	1 3 4	2 1	10	0	1	0	0	3	
5	DeShawn Thomas	05:41	0-0	0-0	0-0	0 0 0	1 0	0	0	0	0	0	0	
Team						2	0	2		0				
Totals			21-55	8-24	18-26	14	20	34	18	68	9	8	9	-4

Technical Fouls: NONE

		USA	CCU
Biggest lead	6 (1 st 12:22)	8 (2 nd 7:54)	
Best Scoring Run	7 (1 st 7:06)	7 (1 st 14:52)	
Lead Changes	14		
Times Tied	7		
Time with Lead	15:48	18:46	

		USA	CCU
Points from Turnovers	12	19	
Paint	28	24	
Second Chance	4	8	
Fast Breaks	6	16	
Bench	13	15	

		USA	CCU
Period by Period Scoring			
1st	1st	2nd	TOT
USA	31	40	71
CCU	28	40	68



Official Basketball Box Score - Final
South Alabama at Appalachian St.
02/19/22 Holmes Convocation Center, Boone, N.C.
South Alabama at App State

Game Time: 4:30 PM
Game Duration: 1:35
Attendance: 4,508

Officials: Jason Baker, Stephen Orkus Jr., Gerald Wilkins

South Alabama - 51

Record: 19-9 (8-6)

NO.	Name	Min	FG	3P	FT	Rebounds		Fouls	TP	AS	TO	ST	Blocks	BS	+/-	
			M-A	M-A	M-A	OR	DR	TOT	PF	FD			BS	BA		
1	Lance Thomas	F 14:12	0-4	0-3	0-0	1	2	3	0	0	1	0	0	0	1	-5
10	Dante Smith	F 29:44	2-3	2-2	0-0	0	4	4	2	0	6	1	2	1	0	-11
13	Javon Franklin	F 15:09	3-6	0-0	0-0	0	3	6	1	2	6	0	1	0	0	-24
21	Charles Manning, Jr.	G 33:42	4-16	0-3	0-1	3	2	5	2	1	8	3	3	0	0	-14
22	Jay Jay Chandler	G 29:54	3-10	1-3	4-8	0	0	0	2	4	11	0	2	1	0	-25
0	Tyrell Jones	16:24	0-3	0-0	0-0	0	1	1	0	1	0	0	0	0	0	3
4	Kayo Goncalves	20:45	0-2	0-2	0-0	0	4	4	0	0	0	0	0	0	0	-17
20	Marshall Kearing	22:29	6-7	0-0	2-2	0	4	4	2	1	14	1	1	0	0	3
12	Alex Anderson	15:19	3-6	0-0	0-0	3	3	6	1	0	6	0	0	1	0	-3
24	Tyler Shirley	02:22	0-0	0-0	0-0	0	1	1	0	0	0	0	0	0	0	-3
Team						0		3	3	0		0				
Totals			21-57	3-13	6-11	10	27	37	10	9	51	6	9	3	0	-18
Technical Fouls: NONE																

Technical Fouls: NONE

Appalachian St. - 69

Record: 17-12 (11-5)

NO.	Name	Min	M-A	M-A	M-A	OR	DR	TOT	PF	FD	AS	TO	ST	BS	BA	+/-
25	James Lewis Jr.	F 29:42	5-7	0-0	0-0	3	6	9	0	4	10	1	2	0	0	15
1	Justin Forrest	G 33:47	4-11	3-8	2-3	0	6	6	1	4	13	2	2	0	0	5
5	Michael Almonay	G 29:19	4-8	4-8	0-0	0	3	3	0	3	12	3	0	1	0	24
11	Donovan Gregory	G 35:30	4-11	0-0	0-0	4	4	8	2	0	8	10	2	1	0	18
20	Adrian Delph	G 36:53	7-16	6-12	0-0	0	6	6	1	1	20	4	1	0	0	23
4	RJ Duhart	10:18	0-0	0-0	0-0	1	2	3	1	0	0	0	0	0	0	3
5	CJ Huntley	18:51	1-6	0-4	2-2	1	3	1	1	4	2	0	0	1	0	1
2	Christopher Mantis	03:07	0-2	0-2	0-0	0	0	0	0	0	0	0	1	0	0	-5
10	Michael Eads	00:51	0-0	0-0	0-0	0	0	0	0	0	0	0	0	0	0	2
23	Terence Harcum	00:51	0-1	0-0	0-0	0	0	0	0	0	0	0	0	0	0	2
33	Sasha Glushkov	00:51	1-1	0-0	0-0	0	0	1	0	0	2	0	0	0	0	2
Team						0	2	2	0	0	22	7	3	2	0	18
Totals			26-63	13-34	4-5	11	30	41	9	10	69	22	7	3	2	0

Tyrell Jones

Guard

Junior

6-1 • 186

Chicago, Ill.

#0

2021-22 Notes

- Added a career-high four assists in the season opener against Spring Hill (11/9)
- Pulled down a season-high five rebounds, one short of his career-high at Wichita State (11/13)
- Posted nine points, five rebounds and a career-high five assists in 27 minutes in his first action since Wichita State (1/20)
- Tied a career-best with two three-pointers at ULM (1/22)
- Tied a career-high, going 2-for-2 from beyond the arc vs. Arkansas State (2/12)

2020-21 Notes (at Auburn)

- Scored a career-best 11 points — including going 2-of-4 from three-point range — in a season-opening victory over St. Joseph's while also posting three rebounds and two assists
- Had five points against No. 1 Gonzaga and four in a win over Memphis
- Averaged 3.3 points and 1.3 rebounds per contest while adding eight assists and four steals

2019-20 Notes (at Auburn)

- finished with nine points, 10 rebounds, seven assists and four steals
- Recorded a 1.75 assist-to-turnover ratio while seeing action in 11 games as AU went 25-6, tied for second in the Southeastern Conference with a 12-6 mark and was 20th in both final polls

High School Notes

- Considered a four-star recruit by 247Sports.com, Rivals.com and ESPN
- Was ranked among the top 100 prospects in the country by both 247Sports and ESPN — with the latter organization also including him among the top 10 players in the state — as well as the top 150 by Rivals
- Named first-team all-state as a senior at West Oaks (Fla.) Academy after averaging 19.8 points and five assists per outing
- Posted 17.2 points, three assists, three rebounds and 2.2 steals per game the previous season, which included a performance in which he scored 40 points after connecting on a school record 12 three-point field goals

2021-22 GAME-BY-GAME STATS

Date	Opponent	S	MP	FG-A	3P-A	FT-A	R	PF	A	TO	B	ST	P
11/9	Spring Hill	*	21	2-4	1-1	1-2	3	0	4	2	0	1	6
11/13	at Wichita State	*	15	1-3	0-1	2-2	5	1	2	1	0	0	4
1/20	at Louisiana		27	3-5	1-1	2-2	5	1	5	1	0	1	9
1/22	at ULM		25	3-8	2-5	0-0	2	0	2	2	0	1	8
1/27	Troy	*	20	2-5	0-2	1-2	0	2	2	3	0	2	5
1/29	at Troy	*	20	1-5	0-2	0-0	3	1	2	4	0	0	2
2/3	at Georgia Southern	*	24	1-3	0-1	1-1	2	0	2	2	0	0	3
2/5	at Georgia State	*	9	0-3	0-0	0-0	0	0	0	0	0	0	0
2/10	Little Rock		14	0-2	0-1	1-2	0	1	1	1	0	0	1
2/12	Arkansas State		22	3-6	2-2	0-0	1	1	1	2	0	0	8
2/17	at Coastal Carolina		13	0-3	0-1	0-0	0	3	2	0	0	1	0
2/19	at App State		16	0-3	0-0	0-0	1	0	0	0	0	0	0
2/23	Texas State		7	1-1	0-0	0-0	0	1	2	1	0	0	2

JONES' SEASON HIGHS

MINUTES.....	27 at Louisiana (1/20/22)
POINTS.....	9 at Louisiana (1/20/22)
REBOUNDS.....	5* at Louisiana (1/20/22)
ASSISTS.....	5 at Louisiana (1/20/22)
BLOCKS.....	none
STEALS.....	2 vs. Troy (1/27/22)
FIELD GOALS MADE.....	3 at Louisiana (1/20/22)
FIELD GOALS ATTEMPTED.....	5 at Louisiana (1/20/22)
3PT FIELD GOALS MADE.....	2* vs. Arkansas State (2/12/22)
3PT FIELD GOALS ATTEMPTED.....	5 at ULM (1/22/22)
FREE THROWS MADE.....	2* at Louisiana (1/20/22)
FREE THROWS ATTEMPTED.....	2** at Louisiana (1/20/22)

JONES' CAREER HIGHS

MINUTES.....	27 at Louisiana (1/20/22)
POINTS.....	11 vs. St. Joseph's (11/26/20)
REBOUNDS.....	6 vs. Colgate (11/18/19)
ASSISTS.....	5 at Louisiana (1/20/22)
BLOCKS.....	1 vs. Gonzaga (11/27/20)
STEALS.....	3 vs. Colgate (11/18/19)
FIELD GOALS MADE.....	3 at Louisiana (1/20/22)
FIELD GOALS ATTEMPTED.....	8 vs. St. Joseph's (11/26/20)
3PT FIELD GOALS MADE.....	2** vs. Arkansas State (2/12/22)
3PT FIELD GOALS ATTEMPTED.....	5* at ULM (1/22/22)
FREE THROWS MADE.....	3 vs. St. Joseph's (11/26/20)
FREE THROWS ATTEMPTED.....	5 vs. St. Joseph's (11/26/20)

				Field Goals		3-Point		F-Throws		Rebounds									Scoring	
SEASON	TEAM	GP-GS	MIN/AVG	FG-FGA	FG%	3FG-3FGA	3FG%	FT-FTA	FT%	OFF	DEF	TOT	AVG	PF-FO	A	TO	BLK	STL	PTS	AVG
2019-20	AUB	11-0	38/3.4	3-12	.250	1-6	.167	2-5	.400	4	6	10	0.9	6-0	7	4	0	4	9	0.8
2020-21	AUB	7-3	80/11.4	6-24	.250	3-13	.231	8-12	.667	0	9	9	1.3	9-0	8	14	1	4	23	3.3
2021-22	USA	13-6	234/18.0	17-51	.333	6-17	.353	8-11	.727	3	19	22	1.7	11-0	25	19	0	6	48	3.7
TOTAL FOR USA		13-6	234/18.0	17-51	.333	6-17	.353	8-11	.727	3	19	22	1.7	11-0	25	19	0	6	48	3.7
TOTAL		31-9	352/11.4	26-87	.299	10-36	.278	18-28	.643	7	34	41	1.3	26-0	40	37	1	14	80	2.6

Lance Thomas

#1

Forward

Graduate Senior

6-9 • 224

Norcross, Ga.

2021-22 Notes

- Scored eight points and went 2-for-3 from three-point range in his first action as a Jag vs. San Diego
- Chipped in seven points on 3-of-5 shooting and blocked a season-best two shots against Southern Miss (12/1)
- Tied a season-best with two three-pointers at Tarleton (12/17)
- Pulled down a then season-high five rebounds and tied a season-best with two blocks vs. SIUE (12/21)
- Set season-highs in points (12), three-pointers made (4), three-pointers attempted (7) and minutes (22) vs. Georgia State (1/13)
- Grabbed a season-best six rebounds and tied a career-high with two assists vs. Little Rock (2/10)
- Knocked down three triples vs. Texas State, one shy of tying his career-high (2/23)

2020-21 Notes (at Memphis)

- Appeared in 12 games, averaged 2.1 points and 2.1 rebounds per game
- Added four blocks and three steals
- Scored a season-best eight points in a victory over St. Mary's (Calif.) in the first game of the year
- Posted seven rebounds in a win over Mississippi Valley State

2019-20 Notes (at Memphis)

- Recorded 4.4 points and 2.5 rebounds per game
- Added 31 blocks, 12 steals and 10 assists
- Appeared in 29 games making 13 starts
- Averaged 7.2 points and 3.2 rebounds over the team's final 12 games
- Posted a career-high 20 points on 8-of-11 shooting in a win over Central Florida

2018-19 Notes (at Memphis)

- Redshirted

2017-18 Notes (at Louisville)

- Appeared in 12 games
- Averaged 2.2 points and 1.3 rebounds
- Recorded season highs with 10 points and seven rebounds in a win over Bryant

High School

- Four-star according to 247Sports.com out of Norcross (Ga.) High
- Ranked among the top 125 recruits in the country
- Rated among the top 150 prospects nationally by Rivals.com
- Considered a top 25 power forward by Scout.com
- Averaged 9.7 points, 8.8 rebounds and 2.6 blocks
- Helped lead the Blue Devils to a 26-6 record and the state 7A championship game
- First-team all-region and all-county

2021-22 GAME-BY-GAME STATS

Date	Opponent	S	MP	FG-A	3P-A	FT-A	R	PF	A	TO	B	ST	P
11/25	San Diego		10	3-5	2-3	0-0	2	0	0	0	0	0	8
11/26	Hawaii		12	1-4	1-2	0-0	0	2	0	1	1	0	3
11/29	Texas A&M-Commerce		2	0-1	0-1	0-0	0	1	0	0	0	0	0
12/1	Southern Miss		17	3-5	1-3	0-0	1	2	0	2	2	0	7
12/4	at Jacksonville State		3	0-1	0-1	0-0	0	0	0	0	0	0	0
12/14	Tarleton		3	0-1	0-0	0-0	0	1	0	0	0	0	0
12/17	at Tarleton		20	2-5	2-5	0-0	2	3	1	1	2	1	6
12/21	SIUE		12	2-5	0-2	1-2	5	5	1	0	2	0	5
12/30	at UTA		3	0-1	0-1	0-0	0	0	0	1	1	0	0
1/13	Georgia State		22	4-8	4-7	0-0	5	1	0	2	2	1	12
1/15	Georgia Southern		16	0-2	0-2	0-0	3	1	0	0	0	0	0
1/20	at Louisiana		6	0-3	0-2	0-0	0	2	0	0	2	0	0
1/22	at ULM		5	0-2	0-2	0-0	1	0	0	0	0	0	0
1/27	Troy		5	0-0	0-0	0-0	0	0	0	0	1	0	0
1/29	at Troy		3	0-0	0-0	2-3	1	1	0	1	0	1	2
2/5	at Georgia Southern		6	0-1	0-1	0-0	0	2	0	0	0	1	0
2/10	Little Rock	*	20	2-4	1-3	0-0	6	1	2	1	0	0	5
2/12	Arkansas State	*	11	0-2	0-2	0-0	2	3	1	0	1	0	0
2/17	at Coastal Carolina	*	15	1-3	1-3	0-0	4	0	0	1	0	0	3
2/19	at App State	*	14	0-4	0-3	0-0	3	0	1	0	0	0	0
2/23	Texas State	*	18	3-6	3-5	0-0	3	1	0	1	0	0	9

THOMAS' SEASON HIGHS

MINUTES	22 vs. Georgia State (1/13/22)
POINTS	12 vs. Georgia State (1/13/22)
REBOUNDS	6 vs. Little Rock (2/10/22)
ASSISTS	1 at Tarleton (12/17/21)
BLOCKS	2**** at Louisiana (1/20/22)
STEALS	1* vs. Georgia State (1/13/22)
FIELD GOALS MADE	4 vs. Georgia State (1/13/22)
FIELD GOALS ATTEMPTED	8 vs. Georgia State (1/13/22)
3PT FIELD GOALS MADE	4 vs. Georgia State (1/13/22)
3PT FIELD GOALS ATTEMPTED	7 vs. Georgia State (1/13/22)
FREE THROWS MADE	2 at Troy (1/29/22)
FREE THROWS ATTEMPTED	3 at Troy (1/29/22)

THOMAS' CAREER HIGHS

MINUTES	31 vs. Temple (2/5/20)
POINTS	20 at UCF (1/29/20)
REBOUNDS	6* vs. Little Rock (2/10/22)
ASSISTS	2* vs. Little Rock (2/10/22)
BLOCKS	5 vs. UCONN (2/11/20)
STEALS	2 vs. Temple (2/5/20)
FIELD GOALS MADE	8 at UCF (1/29/20)
FIELD GOALS ATTEMPTED	11 vs. UCONN (2/11/20)
3PT FIELD GOALS MADE	4* vs. Georgia State (1/13/22)
3PT FIELD GOALS ATTEMPTED	7* vs. Georgia State (1/13/22)
FREE THROWS MADE	2* at Troy (1/29/22)
FREE THROWS ATTEMPTED	4 vs. Temple (2/5/20)

* Indicates how many previous times that total occurred

				Field Goals		3-Point		F-Throws		Rebounds									Scoring	
SEASON	TEAM	GP-GS	MIN/AVG	FG-FGA	FG%	3FG-3FGA	3FG%	FT-FTA	FT%	OFF	DEF	TOT	AVG	PF-FO	A	TO	BLK	STL	PTS	AVG
2017-18	LOU	12-0	50/4.2	9-14	.643	2-7	.286	6-8	.750	3	12	15	1.3	11-1	0	3	2	2	26	2.2
2019-20	Mem	29-13	422/14.6	47-117	.402	19-62	.306	15-22	.682	23	49	72	2.5	61-1	10	21	31	12	128	4.4
2020-21	Mem	12-0	97/8.1	9-24	.375	0-10	.000	7-8	.875	9	16	25	2.1	14-1	3	5	4	0	25	2.1
2021-22	USA	21-5	225/10.7	21-63	.333	15-48	.313	3-5	.600	8	30	38	1.8	26-1	6	12	14	4	60	2.9
TOTAL FOR USA		21-5	225/10.7	21-63	.333	15-48	.313	3-5	.600	8	30	38	1.8	26-1	6	12	14	4	60	2.9
TOTAL		74-18	794/10.7	86-218	.394	36-127	.283	31-43	.721	43	107	150	2.0	112-4	19	41	51	18	239	3.2

Greg Parham

#2

Guard

Graduate Senior

6-3 • 184

Richmond, Va. / VMI

2021-22 Notes

2020-21 Notes (at VMI)

- Scored over 1,000 points at VMI
- Led team in scoring at 18.4 per game
- Added 101 assists and 27 steals
- Shot 48.4 percent from the floor and 43.5 percent from three-point range
- Named first team all-SoCon by the media
- Second-team all-league by SoCon head coaches
- Posted 10-plus points in 22 of 25 games
- Surpassed 20 points on 12 occasions
- Scored 20-plus points in seven straight league contests in January

2019-20 Notes (at VMI)

- Averaged 9.4 points and 2.6 rebounds per game
- Second on the team with 90 assists
- Had a career-high 36-point performance in a road win over The Citadel

2018-19 Notes (at VMI)

- Averaged 7.1 points and 2.3 rebounds per game
- Added 81 assists and 29 steals

2017-18 Notes (at VMI)

- Recorded 3.1 points and 1.1 rebounds per game
- Added 38 assists and 14 steals

High School

- State player of the year by the Virginia High School League Coaches Association in 2015-16
- Led Monacan High to the 4A Tournament championship
- Named first-team all-state twice
- Richmond Times-Dispatch's region player of the year as a senior
- Finished career ranked third on the VHSL's all-time assists list

2021-22 GAME-BY-GAME STATS

Date Opponent S MP FG-A 3P-A FT-A R PF A TO B ST P

PARHAM'S SEASON HIGHS

MINUTES.....
POINTS.....
REBOUNDS.....
ASSISTS.....
BLOCKS.....
STEALS.....
FIELD GOALS MADE.....
FIELD GOALS ATTEMPTED.....
3PT FIELD GOALS MADE.....
3PT FIELD GOALS ATTEMPTED.....
FREE THROWS MADE.....
FREE THROWS ATTEMPTED.....

PARHAM'S CAREER HIGHS

MINUTES.....45 vs. Furman (3/6/21)
POINTS.....36 vs. The Citadel (2/8/20)
REBOUNDS.....9** vs. The Citadel (1/6/21)
ASSISTS.....10 vs. Washington College (11/6/18)
BLOCKS.....1**** vs. Western Carolina (2/10/21)
STEALS.....4 vs. Goucher (11/26/19)
FIELD GOALS MADE.....13 vs. The Citadel (2/8/20)
FIELD GOALS ATTEMPTED.....21 vs. The Citadel (2/8/20)
3PT FIELD GOALS MADE.....7 vs. Wofford (1/13/21)
3PT FIELD GOALS ATTEMPTED.....13 vs. Samford (12/30/20)
FREE THROWS MADE.....6 vs. UNC Greensboro (2/17/21)
FREE THROWS ATTEMPTED.....8 vs. Chattanooga (1/2/21)

* Indicates how many previous times that total occurred

				Field Goals		3-Point		F-Throws		Rebounds									Scoring	
SEASON	TEAM	GP-GS	MIN/AVG	FG-FGA	FG%	3FG-3FGA	3FG%	FT-FTA	FT%	OFF	DEF	TOT	AVG	PF-FO	A	TO	BLK	STL	PTS	AVG
2017-18	VMI	29-1	338/11.7	32-90	.356	9-44	.205	16-19	.842	3	28	31	1.1	23-0	38	25	1	14	89	3.1
2018-19	VMI	32-16	794/24.8	86-227	.379	40-121	.331	14-27	.519	11	62	73	2.3	53-0	81	37	1	29	226	7.1
2019-20	VMI	32-13	759/23.7	114-266	.429	45-119	.378	27-37	.730	14	69	83	2.6	48-0	90	51	0	23	300	9.4
2020-21	VMI	25-25	846/33.8	167-345	.484	64-147	.435	62-78	.795	18	80	98	3.9	46-0	101	55	2	27	460	18.4
TOTAL FOR USA		0-0	0/0.0	0-0	.000	0-0	.000	0-0	.000	0	0	0	0.0	0-0	0	0	0	0	0	0.0
TOTAL		118-55	2738/23.2	399-928	.430	158-431	.367	119-161	.739	46	239	285	2.4	170-0	310	168	4	93	1075	9.1

Andrew Anderson

#3

Guard

Sophomore

6-0 • 160

Memphis, Tenn. / Tipton-Rosemark Academy

2021-22 Notes

2020-21 Notes

- Appeared in 12 games
- Recorded three assists and two rebounds

High School

- Concluded his prep career at Tipton-Rosemark Academy
- Helped lead the Rebels to a 23-9 finish, a 10-4 mark in district play, the DII-A region championship and a state runner-up finish as a senior
- Averaged 12.5 points, 3.4 rebounds, 2.2 assists and 2.9 steals per game
- Scored a season-best 33 points in victory over First Assembly Christian
- Finished with 30 points, five rebounds and four steals against Holly Springs H.S.
- Posted 21 points and a season-high eight rebounds in defeat of St. Benedict at Auburndale

2021-22 GAME-BY-GAME STATS

Date Opponent S MP FG-A 3P-A FT-A R PF A TO B ST P

ANDERSON'S SEASON HIGHS

MINUTES
POINTS
REBOUNDS
ASSISTS
BLOCKS
STEALS
FIELD GOALS MADE
FIELD GOALS ATTEMPTED
3PT FIELD GOALS MADE
3PT FIELD GOALS ATTEMPTED
FREE THROWS MADE
FREE THROWS ATTEMPTED

ANDERSON'S CAREER HIGHS

MINUTES 5 vs. Emmanuel (GA) (12/1/20)
POINTS 0 vs. Emmanuel (GA) (12/1/20)
REBOUNDS 3 vs. Emmanuel (GA) (12/1/20)
ASSISTS 1* vs. Emmanuel (GA) (12/1/20)
BLOCKS 0 vs. Emmanuel (GA) (12/1/20)
STEALS 0 vs. Emmanuel (GA) (12/1/20)
FIELD GOALS MADE 0 vs. Emmanuel (GA) (12/1/20)
FIELD GOALS ATTEMPTED 0 vs. Emmanuel (GA) (12/1/20)
3PT FIELD GOALS MADE 0 vs. Emmanuel (GA) (12/1/20)
3PT FIELD GOALS ATTEMPTED 0 vs. Emmanuel (GA) (12/1/20)
FREE THROWS MADE 0 vs. Emmanuel (GA) (12/1/20)
FREE THROWS ATTEMPTED 0 vs. Emmanuel (GA) (12/1/20)

* Indicates how many previous times that total occurred

				Field Goals		3-Point		F-Throws		Rebounds									Scoring	
SEASON	TEAM	GP-GS	MIN/AVG	FG-FGA	FG%	3FG-3FGA	3FG%	FT-FTA	FT%	OFF	DEF	TOT	AVG	PF-FO	A	TO	BLK	STL	PTS	AVG
2020-21	USA	12-0	20/1.6	0-0	.000	0-0	.000	0-0	.000	1	2	3	0.3	2-0	2	0	0	0	0	0.0
TOTAL		12-0	20/1.6	0-0	.000	0-0	.000	0-0	.000	1	2	3	0.3	2-0	2	0	0	0	0	0.0

Kayo Goncalves

#4

Forward

Grad-Student

6-8 • 212

Rio de Janeiro, Brazil (Southeastern Oklahoma State)

2021-22 Notes

- Scored 14 points in the season opener - including 3-for-7 from three
- Hit a season-high four three-pointers at Alabama (11/16)
- Fourth in the Sun Belt with 25 made three-pointers.
- Hit two three-pointers and blocked a season-best two shots vs. Tarleton (12/14)
- Pulled down a season-best eight rebounds at Tarleton (12/17)
- Tied a season-high with four three-pointers at UTA (12/30)
- Eclipsed 1,000 points for his NCAA career vs. App State (1/6)
- Knocked down three three-pointers in a 73-67 win vs. Georgia Southern (1/15)
- Scored 13 points - one shy of his season-high - at Louisiana (1/20)
- Dished a career-high four assists in the win at ULM (1/22)
- Tied a season-best with four three-pointers vs. Arkansas State (2/12)
- Knocked down the game-winning three as time expired at Coastal Carolina (2/17)

2020-21 Notes

- Leads the team in three-point shooting percentage on 12-of-22 shooting (.545). Four threes in last two games.
- Grabbed eight rebounds against FAU (11/25) and Emmanuel (Ga.) (12/1); third on the team in rebounds.
- Set a new season high with 18 points on six threes at Southern Miss, including the game-winner as time expired. Also led the team in scoring for the first time this season, while tying a season-high eight rebounds for the third time in 36 minutes on the floor
- One point shy of the team's first double-double against Flagler (Fla.) with nine points, 10 rebounds
- Accomplished team's first double-double of the season in the first game of conference play with 15 points and 10 rebounds at Georgia Southern on New Year's Day
- The only Jag to record a double-double more than once this regular season
- Registered five or more three-pointers four times this season, with three happening in conference play
- 225 of 256 regular-season points recorded from 75 made threes

2019-20 Notes (at Southwestern Oklahoma State)

- Recorded 12.2 points and nine rebounds per outing and was credited with 30 blocks, 26 assists and 19 steals his final season with the program
- Shot 47.2 percent from the field overall, 46.9 percent from three-point range and 74.2 percent at the foul line, leading the Great American Conference and ranking fourth in the country in three-point field goal percentage
- Also ended up second in the league in rebounding and fourth with 3.23 three-pointers per game

2018-19 Notes (at Southeastern Oklahoma State)

- Appeared in all 31 contests his first year with the program, averaging 7.5 points and 4.3 rebounds as Southeastern won its first-round NCAA Tournament game en route to a 23-8 finish.

2017-18 Notes (at Midland (Texas) J.C.)

- Posted 10.1 points and five rebounds per outing during the 2017-18 campaign in his only season at the school
- Shot 47.1 percent from the floor and connected on 40.5 percent from beyond the three-point arc.

High School:

- Attended Centro Educacional da Lagoa in Palhoca, Brazil, before coming to the United States, helping the school to state championship and a second-place finish in the national tournament
- Also played volleyball, water polo and rowed while at the institution
- A member of the Flamengo club from 2013-16, helping the team to state titles at the Under-15, Under-17 and Under-19 levels as well as the Copa Minas Brasilia Under-17 championship.

2021-22 GAME-BY-GAME STATS

Date	Opponent	S	MP	FG-A	3P-A	FT-A	R	PF	A	TO	B	ST	P
11/9	Spring Hill	*	19	4-8	3-7	3-3	4	3	1	0	1	1	14
11/13	at Wichita State	*	34	3-5	2-4	0-0	1	3	1	0	0	0	8
11/16	at Alabama	*	39	4-14	4-14	0-0	7	3	0	0	1	3	14
11/20	Mobile	*	28	1-8	1-6	0-0	4	2	0	0	1	3	3
11/22	William Carey	*	28	2-6	2-6	0-0	4	2	2	1	0	0	6
11/25	San Diego	*	28	1-3	1-3	0-0	2	4	0	0	0	0	3
11/26	Hawaii	*	28	2-5	1-4	0-0	6	4	0	1	0	1	5
11/29	Texas A&M-Commerce	*	38	5-15	3-13	0-0	6	3	0	3	0	1	13
12/1	Southern Miss	*	24	2-6	2-4	2-2	4	1	0	0	1	1	8
12/4	at Jacksonville State	*	31	3-6	2-5	0-0	3	4	1	0	0	0	8
12/14	Tarleton	*	34	3-8	3-8	0-0	3	2	0	3	2	1	9
12/17	at Tarleton	*	38	0-3	0-3	0-0	8	3	0	2	0	0	0
12/21	SIUE	*	29	1-7	1-6	0-0	6	4	1	1	1	1	3
12/30	at UTA	*	31	4-6	4-6	0-0	0	3	2	0	0	1	12
1/6	App State	*	39	3-9	3-7	0-0	6	3	3	0	3	0	9
1/13	Georgia State	*	28	2-7	2-7	0-0	5	3	0	1	1	0	6
1/15	Georgia Southern	*	38	3-8	3-6	0-0	4	1	0	0	1	0	9
1/20	at Louisiana	*	31	5-7	3-5	0-1	4	4	2	1	1	2	13
1/22	at ULM	*	30	1-5	1-5	0-0	4	4	0	0	0	3	3
1/27	Troy	*	36	3-5	3-5	0-0	3	2	0	2	1	0	9
1/29	at Troy	*	34	2-4	2-3	0-0	3	3	1	0	1	2	6
2/3	at Georgia Southern	*	37	3-9	3-9	0-0	2	3	0	0	2	1	9
2/5	at Georgia State	*	34	2-10	1-9	0-0	6	4	2	0	1	1	5
2/10	Little Rock		20	2-5	2-5	0-0	3	1	0	0	0	0	6
2/12	Arkansas State		26	4-7	4-6	0-0	3	5	2	0	1	1	12
2/17	at Coastal Carolina		25	3-5	3-5	0-0	1	3	1	1	0	1	9
2/19	at App State		21	0-2	0-2	0-0	4	2	1	1	0	0	0
2/23	Texas State		22	2-8	2-8	0-0	7	0	0	1	2	2	6

GONCALVES' SEASON HIGHS

MINUTES.....	39 vs. App State (1/6/22)
POINTS.....	14 vs. Spring Hill (11/9/21)
REBOUNDS.....	8 at Tarleton (12/17/21)
ASSISTS.....	4 at ULM (1/22/22)
BLOCKS.....	3 vs. App State (1/6/22)
STEALS.....	3* vs. Mobile (11/20/21)
FIELD GOALS MADE.....	5*** at Louisiana (1/20/22)
FIELD GOALS ATTEMPTED.....	14 at Alabama (11/16/21)
3PT FIELD GOALS MADE.....	4** vs. Arkansas State (2/12/22)
3PT FIELD GOALS ATTEMPTED.....	14 at Alabama (11/16/21)
FREE THROWS MADE.....	3 vs. Spring Hill (11/9/21)
FREE THROWS ATTEMPTED.....	3 vs. Spring Hill (11/9/21)

GONCALVES' CAREER HIGHS

MINUTES.....	45 at Ouachita Baptist (1/23/20)S
POINTS.....	26 vs. Arlington Baptist (12/16/19)S
REBOUNDS.....	17 vs. Henderson St. (2/27/20)S
ASSISTS.....	4 at ULM (1/22/22)
BLOCKS.....	4 vs. Emmanuel (Ga.) (12/1/20)
STEALS.....	3 at Alabama (11/16/21)
FIELD GOALS MADE.....	9 vs. Arlington Baptist (12/16/19)S
FIELD GOALS ATTEMPTED.....	16* vs. Arlington Baptist (12/16/19)S
3PT FIELD GOALS MADE.....	7 at Ouachita Baptist (1/23/20)S
3PT FIELD GOALS ATTEMPTED.....	16 at Appalachian State (2/20/21)
FREE THROWS MADE.....	9 vs. Southwestern Okla. (1/19/19)S
FREE THROWS ATTEMPTED.....	10 vs. Southwestern Okla. (1/19/19)S

* Indicates how many previous times that total occurred

S Indicates occurred at Southeastern Oklahoma State

				Field Goals		3-Point		F-Throws		Rebounds									Scoring	
SEASON	TEAM	GP-GS	MIN/AVG	FG-FGA	FG%	3FG-3FGA	3FG%	FT-FTA	FT%	OFF	DEF	TOT	AVG	PF-FO	A	TO	BLK	STL	PTS	AVG
2018-19	SE	31-0	489/15.8	82-196	.418	37-108	.343	32-36	.889	29	103	132	4.3	74-0	31	20	13	15	233	7.5
2019-20	SE	31-31	1056/34.1	127-269	.472	100-213	.469	23-31	.742	38	240	278	9.0	76-1	26	45	30	19	377	12.2
2020-21	USA	28-27	872/31.1	91-238	.382	81-212	.382	15-21	.714	13	153	166	5.9	77-1	19	25	15	23	278	9.9
2021-22	USA	28-23	856/30.6	70-191	.366	61-170	.359	5-6	.833	7	106	113	4.0	77-1	23	17	21	26	206	7.4
TOTAL FOR USA		56-50	1728/30.9	161-429	.375	142-382	.372	20-27	.741	20	259	279	5.0	154-2	42	42	36	49	484	8.6
TOTAL		118-81	3273/27.7	370-894	.414	279-703	.397	75-94	.798	87	602	689	5.8	304-3	99	107	79	83	1094	9.3

Diante Smith

#10

Forward

Junior

6-6 • 189

Fort Walton Beach, Fla. / TCU

2021-22 Notes

- Set a career-high in points (16), three-pointers made (3), three-pointers attempted (8), rebounds (7) and steals (3) in the season opener
- Finished with 15 points, one shy of his career-high vs. William Carey (11/22)
- Posted 15 points and a career-best four steals vs. Hawaii (11/26)
- Tied career-highs with seven rebounds and three three-pointers vs. Texas A&M-Commerce (11/29)
- Tied a career-best with three pointers and added a career-high five assists vs. Southern Miss (12/1)
- Knocked down a pair of threes at Louisiana (1/20)
- Added nine points, a career-high eight rebounds and two assists at Georgia State (2/5)
- Hit four three-pointers against Little Rock (2/10)
- Knocked down a career-best five three-pointers at Coastal Carolina (2/17)

2020-21 Notes (at TCU)

- Appeared in four games
- Posted six points, six rebounds and an assist in 29 minutes

2019-20 Notes (at TCU)

- Averaged 2.5 points and 1.9 rebounds per game
- Credited with 19 assists, eight steals and five blocks
- Scored a season-best nine points at Oklahoma
- Had eight points in wins over No. 18 Texas Tech, George Mason and at Arkansas
- Recorded a season-high six rebounds against USC

High School:

- Four-star recruit out of Choctawhatchee High according to 247Sports.com
- Top 20 prospect in the state
- Top 30 small forward in the nation
- Top 125 individual nationally
- Three-time all-state selection
- Averaged 17.9 points, 8.1 rebounds, 3.4 assists and 2.6 steals per game
- Helped the Indians finish 23-5
- Averaged 17.5 points, 6.8 rebounds, 2.6 assists and 2.3 steals as a junior

2021-22 GAME-BY-GAME STATS

Date	Opponent	S	MP	FG-A	3P-A	FT-A	R	PF	A	TO	B	ST	P
11/9	Spring Hill		19	5-12	3-8	3-3	7	4	1	2	2	3	16
11/13	at Wichita State	*	28	1-5	0-3	0-2	5	1	1	1	2	1	2
11/16	at Alabama	*	32	1-7	1-3	2-2	3	5	2	5	0	2	7
11/20	Mobile		24	3-7	1-3	1-1	1	3	1	0	1	1	8
11/22	William Carey		30	6-9	3-6	0-1	3	1	1	3	1	1	15
11/25	San Diego		35	1-4	1-3	2-2	7	2	2	1	0	0	5
11/26	Hawaii		33	5-7	2-3	3-4	1	0	0	1	1	4	15
11/29	Texas A&M-Commerce		31	3-7	3-6	2-6	7	1	1	4	0	2	13
12/1	Southern Miss		30	4-11	3-7	0-0	5	0	5	1	0	2	11
12/4	at Jacksonville State		33	0-5	0-4	2-2	6	1	1	0	0	1	2
12/14	Tarleton		30	2-5	1-3	0-0	5	2	2	4	0	1	5
12/17	at Tarleton	*	37	1-9	1-6	0-0	5	3	0	1	0	0	3
12/21	SIUE		20	3-5	2-3	0-0	2	1	1	0	0	1	8
12/30	at UTA		38	4-7	1-3	0-0	3	2	1	0	0	0	9
1/6	App State	*	25	1-7	1-5	0-0	3	0	0	1	0	1	3
1/20	at Louisiana		14	2-6	2-4	0-0	1	3	2	1	0	1	6
1/22	at ULM		15	0-3	0-2	0-0	1	0	0	0	1	0	0
1/27	Troy		11	1-4	1-4	2-2	1	1	0	0	1	0	5
1/29	at Troy		18	1-3	1-2	2-2	1	3	0	2	0	2	5
2/3	at Georgia Southern		29	3-6	1-2	0-0	4	1	0	0	0	2	7
2/5	at Georgia State		30	3-7	2-6	1-2	8	3	2	4	0	1	9
2/10	Little Rock	*	24	4-6	4-6	0-0	3	0	0	0	0	1	12
2/12	Arkansas State	*	27	1-2	1-2	0-0	3	1	1	1	1	0	3
2/17	at Coastal Carolina	*	34	5-10	5-10	0-0	4	2	0	1	1	0	15
2/19	at App State	*	30	2-3	2-2	0-0	4	2	1	2	0	1	6
2/23	Texas State	*	32	2-6	1-5	0-0	5	2	1	0	1	0	5

SMITH'S SEASON HIGHS

MINUTES	37 at Tarleton (12/17/21)
POINTS	16 vs. Spring Hill (11/9/21)
REBOUNDS	8 at Georgia State (2/5/22)
ASSISTS	5 vs. Southern Miss (12/1/21)
BLOCKS	2* vs. Spring Hill (11/9/21)
STEALS	4 vs. Hawaii (11/26/21)
FIELD GOALS MADE	5* at Coastal Carolina (2/17/22)
FIELD GOALS ATTEMPTED	13 vs. Spring Hill (11/9/21)
3PT FIELD GOALS MADE	5 at Coastal Carolina (2/17/22)
3PT FIELD GOALS ATTEMPTED	10 at Coastal Carolina (2/17/22)
FREE THROWS MADE	3 vs. Spring Hill (11/9/21)
FREE THROWS ATTEMPTED	3 vs. Spring Hill (11/9/21)

SMITH'S CAREER HIGHS

MINUTES	37 at Tarleton (12/17/21)
POINTS	16 vs. Spring Hill (11/9/21)
REBOUNDS	8 at Georgia State (2/5/22)
ASSISTS	5 vs. Southern Miss (12/1/21)
BLOCKS	2 vs. Spring Hill (11/9/21)
STEALS	4 vs. Hawaii (11/26/21)
FIELD GOALS MADE	5* at Coastal Carolina (2/17/22)
FIELD GOALS ATTEMPTED	13 vs. Spring Hill (11/9/21)
3PT FIELD GOALS MADE	5 at Coastal Carolina (2/17/22)
3PT FIELD GOALS ATTEMPTED	10 at Coastal Carolina (2/17/22)
FREE THROWS MADE	3** vs. Spring Hill (11/9/21)
FREE THROWS ATTEMPTED	4 vs. Baylor (2/29/20)

* Indicates how many previous times that total occurred

				Field Goals		3-Point		F-Throws		Rebounds									Scoring	
SEASON	TEAM	GP-GS	MIN/AVG	FG-FGA	FG%	3FG-3FGA	3FG%	FT-FTA	FT%	OFF	DEF	TOT	AVG	PF-FO	A	TO	BLK	STL	PTS	AVG
2019-20	TCU	31-5	405/13.1	26-103	.252	11-60	.183	14-27	.519	24	35	59	1.9	50-0	19	30	5	8	77	2.5
2020-21	TCU	4-0	29/7.3	3-7	.429	0-3	.000	0-0	.000	4	2	6	1.5	1-0	1	5	0	0	6	1.5
2021-22	USA	26-9	712/27.4	65-162	.401	43-111	.387	20-29	.690	18	80	98	3.8	44-1	26	35	12	28	193	7.4
TOTAL FOR USA		26-9	712/27.4	65-162	.401	43-111	.387	20-29	.690	18	80	98	3.8	44-1	26	35	12	28	193	7.4
TOTAL		61-14	1146/18.8	94-272	.346	54-174	.310	34-56	.607	46	117	163	2.7	95-1	46	70	17	36	276	4.5

Alex Anderson

#12

Forward

Freshman

6-6 • 185

Memphis, Tenn. / Tipton-Rosemark Academy

2021-22 Notes

- Scored 11 points and pulled down seven rebounds in his first game as a Jag against Spring Hill (11/9)
- Added five points and two blocks at Wichita State (11/13)
- Posted nine points and five rebounds at No. 14 Alabama (11/16)
- Chipped in 11 points and tied a career-best with seven rebounds vs. Mobile (11/20)
- Set a career-high with 13 points at Jacksonville State (12/4)
- Tied a career-best with six made field goals and dished out a career-high three assists at Tarleton (12/17)
- Tied a career-high with 13 points and blocked a season-best three shots vs SIUE (12/21)
- Tied career-highs with seven rebounds and three assists vs. Georgia Southern (1/15)

High School Notes

- Scored 23 points per game in 2019-20
- Finalist for Mr. Basketball in Tennessee
- Averaged 17 points, 5.3 rebounds and 2.3 steals in 2018-19
- Led Tipton-Rosemark Academy to the championship game of the state tournament as a sophomore
- Rated as a three-star prospect and the eighth-best recruit in Tennessee by 247Sports.com

2021-22 GAME-BY-GAME STATS

Date	Opponent	S	MP	FG-A	3P-A	FT-A	R	PF	A	TO	B	ST	P
11/9	Spring Hill		26	5-8	0-0	1-2	7	1	2	1	1	1	11
11/13	at Wichita State		19	2-2	0-0	1-1	2	4	0	0	2	0	5
11/16	at Alabama		30	4-7	0-0	1-4	5	2	0	1	0	0	9
11/20	Mobile	*	34	5-13	0-0	1-3	7	2	1	0	0	1	11
11/22	William Carey	*	32	3-6	0-0	2-5	3	1	1	1	0	2	6
11/25	San Diego	*	32	4-8	0-0	0-0	3	2	0	1	0	0	8
11/26	Hawaii	*	26	3-5	0-0	0-0	2	4	0	0	0	1	6
11/29	Texas A&M-Commerce	*	29	2-4	0-0	1-3	4	4	1	3	0	1	5
12/1	Southern Miss	*	37	4-7	0-0	2-4	6	2	0	2	0	0	10
12/4	at Jacksonville State	*	32	6-9	0-0	1-2	6	3	2	2	0	2	13
12/14	Tarleton	*	33	3-7	0-0	5-9	5	3	0	1	1	1	11
12/17	at Tarleton	*	39	6-10	0-0	0-3	5	2	3	6	0	0	12
12/21	SIUE	*	33	6-8	0-0	1-2	5	1	3	3	3	0	13
12/30	at UTA	*	31	3-7	0-1	1-1	1	3	3	1	0	0	7
1/6	App State	*	31	6-10	0-0	0-0	6	2	1	1	1	0	12
1/13	Georgia State		30	0-4	0-1	1-2	4	1	3	1	0	0	1
1/15	Georgia Southern		28	2-2	0-0	3-4	7	3	3	0	0	0	7
1/20	at Louisiana		11	0-1	0-0	0-0	0	0	0	0	0	0	0
1/22	at ULM		5	0-1	0-0	0-0	0	1	0	1	0	1	0
1/27	Troy		18	2-3	0-0	1-2	5	1	1	1	1	0	5
1/29	at Troy		17	0-3	0-0	0-0	0	4	0	1	0	0	0
2/3	at Georgia Southern		23	1-5	0-0	1-1	2	0	0	1	0	2	3
2/5	at Georgia State	*	17	0-1	0-0	3-4	0	4	1	1	1	0	3
2/10	Little Rock		15	2-3	0-0	2-3	2	2	1	2	0	0	6
2/12	Arkansas State		12	0-1	0-0	0-0	1	0	1	0	0	0	0
2/17	at Coastal Carolina		3	0-0	0-0	0-0	0	0	0	0	0	0	0
2/19	at App State		15	3-6	0-0	0-0	6	1	0	0	0	1	6
2/23	Texas State		9	0-1	0-0	0-0	2	0	0	0	0	0	0

ANDERSON'S SEASON HIGHS

MINUTES	39 at Tarleton (12/17/21)
POINTS	13* vs. SIUE (12/21/21)
REBOUNDS	7** vs. Georgia Southern (1/15/22)
ASSISTS	3*** vs. Georgia Southern (1/15/22)
BLOCKS	3 vs. SIUE (12/21/21)
STEALS	2 vs. William Carey (11/22/21)
FIELD GOALS MADE	6** vs. App State (1/6/22)
FIELD GOALS ATTEMPTED	13 vs. Mobile (11/20/21)
3PT FIELD GOALS MADE	0 at UTA (12/30/21)
3PT FIELD GOALS ATTEMPTED	1 at UTA (12/30/21)
FREE THROWS MADE	5 vs. Tarleton (12/14/21)
FREE THROWS ATTEMPTED	9 vs. Tarleton (12/14/21)

ANDERSON'S CAREER HIGHS

MINUTES	39 at Tarleton (12/17/21)
POINTS	13* vs. SIUE (12/21/21)
REBOUNDS	7** vs. Georgia Southern (1/15/22)
ASSISTS	3*** vs. Georgia Southern (1/15/22)
BLOCKS	3 vs. SIUE (12/21/21)
STEALS	2 vs. William Carey (11/22/21)
FIELD GOALS MADE	6** vs. App State (1/6/22)
FIELD GOALS ATTEMPTED	13 vs. Mobile (11/20/21)
3PT FIELD GOALS MADE	0 at UTA (12/30/21)
3PT FIELD GOALS ATTEMPTED	1 at UTA (12/30/21)
FREE THROWS MADE	5 vs. Tarleton (12/14/21)
FREE THROWS ATTEMPTED	9 vs. Tarleton (12/14/21)

* Indicates how many previous times that total occurred

				Field Goals		3-Point		F-Throws		Rebounds								Scoring		
SEASON	TEAM	GP-GS	MIN/AVG	FG-FGA	FG%	3FG-3FGA	3FG%	FT-FTA	FT%	OFF	DEF	TOT	AVG	PF-FO	A	TO	BLK	STL	PTS	AVG
2021-22	USA	28-13	673/24.0	72-143	.503	0-2	.000	28-55	.509	39	57	96	3.4	53-0	27	31	10	13	172	6.1
TOTAL		28-13	673/24.0	72-143	.503	0-2	.000	28-55	.509	39	57	96	3.4	53-0	27	31	10	13	172	6.1

Javon Franklin

#13

Forward

Senior

6-7 • 220

Little Rock, Ark. / Auburn

2021-22 Notes

- Posted 18 points and career-high 12 rebounds at Wichita State for his first career double-double
- Earned his second straight double-double at No. 14 Alabama, posting 11 points and 11 rebounds
- Tied a then career-high with three blocks vs. William Carey (11/22)
- Scored a career-high 22 points on 10-for-10 shooting vs. Southern Miss (12/1)
- Added 15 points and five rebounds at Jacksonville State (12/4)
- Tied a career-best with three blocks at Tarleton (12/17)
- Scored 21 points, pulled down a career-best 15 rebounds and a career-high 4 blocks at UTA (12/30)
- Posted his fourth double-double vs. Georgia State, scored 15 points and pulled down 10 rebounds in the win (1/13)
- Finished with his fifth double-double vs. Georgia Southern, with 19 points and 12 rebounds (1/15)
- Added 13 points, eight rebounds, three blocks and two steals vs. Troy (1/27)
- Collected his six double-double at Troy, with 13 points and 11 rebounds (1/29)
- Finished with 13 points, eight rebounds, three steals and two blocks at Georgia Southern (2/3)
- Pulled down 14 rebounds at Coastal Carolina (2/17)
- Posted 16 points, eight rebounds, three blocks and two assists vs. Texas State (2/23)

2020-21 Notes (at Auburn)

- Appeared in 23 games
- Posted 29 points, 37 rebounds, 11 blocks and three steals
- Recorded a career-best eight points, four rebounds and two blocks in 11 minutes at Arkansas
- Added six points, seven rebounds and three blocks at LSU

2019-20 Notes (at Auburn)

- Appeared in five games as a freshman for an Auburn team that ended up 25-6

JUCO Notes

- Averaged 10.8 points and 8.2 rebounds per game as a freshman at Holmes (Miss.) C.C.
- Finished the year in the top 20 in the NJCAA in blocked shots (72) and field-goal percentage (63.2%)
- Named first-team all-region and all-state
- Helped the Bulldogs finish 24-5 after winning the region tournament
- Suffered a season-ending injury sophomore season
- Considered among the top 25 junior-college recruits
- Earned the top ranking among players from Arkansas

High School Notes

- Named McDonald's Arkansas 6A and Full Court Player of the Year
- Averaged 16.0 points, 8.7 rebounds, 2.1 blocks, 1.9 assists and 1.8 steals at Little Rock (Ark.) Parkview Magnet High School
- Chosen as most valuable player of the state 5A tournament championship game

2021-22 GAME-BY-GAME STATS

Date	Opponent	S	MP	FG-A	3P-A	FT-A	R	PF	A	TO	B	ST	P
11/9	Spring Hill	*	20	6-8	0-0	0-0	9	0	0	1	0	0	12
11/13	at Wichita State	*	37	8-11	0-1	2-5	12	1	2	1	2	1	18
11/16	at Alabama	*	37	5-11	0-0	1-2	11	4	2	4	0	4	11
11/20	Mobile		5	1-3	0-0	0-0	1	1	0	0	0	0	2
11/22	William Carey	*	20	1-1	0-0	4-4	4	1	1	1	3	1	6
11/25	San Diego	*	14	0-5	0-0	0-0	2	1	0	0	0	0	0
11/26	Hawaii	*	19	4-6	0-0	0-0	5	3	0	1	0	1	8
11/29	Texas A&M-Commerce	*	19	2-2	0-0	3-4	6	1	0	1	0	0	7
12/1	Southern Miss	*	23	10-10	0-0	2-5	9	0	1	0	1	4	22
12/4	at Jacksonville State	*	30	7-10	0-0	1-2	5	3	1	4	2	1	15
12/14	Tarleton	*	24	5-6	0-0	4-4	9	4	0	1	0	1	14
12/17	at Tarleton	*	22	2-4	0-0	0-0	1	4	0	1	3	1	4
12/21	SIUE	*	28	6-8	0-0	2-5	9	4	0	1	1	0	14
12/30	at UTA	*	41	8-10	0-0	5-9	15	3	2	2	4	3	21
1/13	Georgia State	*	30	7-8	0-0	1-1	10	4	1	1	1	1	15
1/15	Georgia Southern	*	36	6-10	0-0	7-10	12	4	2	1	2	0	19
1/20	at Louisiana	*	27	6-9	0-0	2-2	5	2	1	0	1	2	14
1/22	at ULM	*	35	4-8	0-0	3-4	5	3	1	2	1	3	11
1/27	Troy	*	25	4-7	0-0	5-7	8	3	0	3	3	2	13
1/29	at Troy	*	37	5-8	0-0	3-7	11	4	2	0	0	1	13
2/3	at Georgia Southern	*	33	4-8	0-0	5-6	8	3	1	2	2	3	13
2/5	at Georgia State	*	37	4-8	0-0	2-2	5	1	1	1	2	2	10
2/10	Little Rock	*	17	3-4	0-0	1-2	6	1	0	1	1	0	7
2/12	Arkansas State	*	24	1-2	0-0	2-4	8	2	1	2	0	0	4
2/17	at Coastal Carolina	*	31	3-4	0-0	2-4	14	4	1	1	2	0	8
2/19	at App State	*	15	3-6	0-0	0-0	6	1	0	1	0	0	6
2/23	Texas State	*	30	6-7	0-0	4-5	8	0	2	1	3	0	16

FRANKLIN'S SEASON HIGHS

MINUTES.....	41 at UTA (12/30/21)
POINTS.....	22 vs. Southern Miss (12/1/21)
REBOUNDS.....	15 at UTA (12/30/21)
ASSISTS.....	2**** vs. Texas State (2/23/22)
BLOCKS.....	4 at UTA (12/30/21)
STEALS.....	4* vs. Southern Miss (12/1/21)
FIELD GOALS MADE.....	10 vs. Southern Miss (12/1/21)
FIELD GOALS ATTEMPTED.....	11 at Wichita State (11/13/21)
3PT FIELD GOALS MADE.....	0 at Wichita State (11/13/21)
3PT FIELD GOALS ATTEMPTED.....	1 at Wichita State (11/13/21)
FREE THROWS MADE.....	7 vs. Georgia Southern (1/15/22)
FREE THROWS ATTEMPTED.....	10 vs. Georgia Southern (1/15/22)

FRANKLIN'S CAREER HIGHS

MINUTES.....	41 at UTA (12/30/21)
POINTS.....	22 vs. Southern Miss (12/1/21)
REBOUNDS.....	15 at UTA (12/30/21)
ASSISTS.....	2**** vs. Texas State (2/23/22)
BLOCKS.....	4 at UTA (12/30/21)
STEALS.....	4* vs. Southern Miss (12/1/21)
FIELD GOALS MADE.....	10 vs. Southern Miss (12/1/21)
FIELD GOALS ATTEMPTED.....	11 at Wichita State (11/13/21)
3PT FIELD GOALS MADE.....	2 at Arkansas (1/20/21)
3PT FIELD GOALS ATTEMPTED.....	2 at Arkansas (1/20/21)
FREE THROWS MADE.....	7 vs. Georgia Southern (1/15/22)
FREE THROWS ATTEMPTED.....	10 vs. Georgia Southern (1/15/22)

* Indicates how many previous times that total occurred

				Field Goals		3-Point		F-Throws		Rebounds									Scoring	
SEASON	TEAM	GP-GS	MIN/AVG	FG-FGA	FG%	3FG-3FGA	3FG%	FT-FTA	FT%	OFF	DEF	TOT	AVG	PF-FO	A	TO	BLK	STL	PTS	AVG
2019-20	AUB	5-0	6/1.2	0-0	.000	0-0	.000	0-0	.000	0	1	1	0.2	0-0	1	1	0	0	0	0.0
2020-21	AUB	23-0	123/5.4	11-29	.379	2-8	.250	5-10	.500	15	22	37	1.6	8-0	4	9	11	3	29	1.3
2021-22	USA	27-26	724/26.8	121-184	.658	0-1	.000	61-94	.649	76	128	204	7.6	62-0	22	34	33	30	303	11.2
TOTAL FOR USA		27-26	724/26.8	121-184	.658	0-1	.000	61-94	.649	76	128	204	7.6	62-0	22	34	33	30	303	11.2
TOTAL		55-26	854/15.5	132-213	.620	2-9	.222	66-104	.635	91	151	242	4.4	70-0	27	44	44	33	332	6.0

Adam Sizemore

#14

Guard

Junior

5-9 • 166

London, Ky. / North Laurel HS

2021-22 Notes

- Pulled down a rebound against Spring Hill (11/9) and Mobile (11/20)
- Hit his first three-pointer of the season and second of career vs. William Carey (11/22)
- Connected on a three-pointer and added an assist vs. Little Rock (2/10)
- Went 1-for-1 from beyond the arc against Arkansas State (2/12)

2020-21 Notes

- Appeared in eight games
- Credited with two rebounds and one assist

2019-20 Notes

- Appeared in seven contests his first season with the program, recording five points, three assists and a rebound
- Made his first career 3-point attempt and had two assists vs. Pikeville (11/6)
- Saw three minutes of action in Spring Hill (11/19) victory
- Played four minutes in win over Mobile (12/28), making his only shot from the field while also handing out an assist

High School

- Graduate of North Laurel High School
- Earned five varsity letters
- Ended career ranked 13th on KHSAA all-time assist charts with 629
- Led Jaguars to more than 100 victories

2021-22 GAME-BY-GAME STATS

Date	Opponent	S	MP	FG-A	3P-A	FT-A	R	PF	A	TO	B	ST	P
11/9	Spring Hill	5	0-2	0-2	0-0	1	0	0	0	0	0	0	0
11/20	Mobile	3	0-0	0-0	0-0	1	0	0	0	0	0	0	0
11/22	William Carey	3	1-3	1-3	0-0	0	0	1	0	0	0	0	3
12/1	Southern Miss	2	0-1	0-1	0-0	0	0	0	0	0	0	0	0
12/21	SIUE	1	0-0	0-0	0-0	0	0	0	0	0	0	0	0
1/27	Troy	1	0-0	0-0	0-0	0	0	0	0	0	0	0	0
2/10	Little Rock	4	1-1	1-1	0-0	0	1	1	0	0	0	0	3
2/12	Arkansas State	1	1-1	1-1	0-0	0	0	0	0	0	0	0	3

SIZEMORE'S SEASON HIGHS

MINUTES5 vs. Spring Hill (11/9/21)
POINTS3* vs. Little Rock (2/10/22)
REBOUNDS1* vs. Mobile (11/20/21)
ASSISTS1* vs. Little Rock (2/10/22)
BLOCKSnone
STEALSnone
FIELD GOALS MADE1** vs. Arkansas State (2/12/22)
FIELD GOALS ATTEMPTED3 vs. William Carey (11/22/21)
3PT FIELD GOALS MADE1** vs. Arkansas State (2/12/22)
3PT FIELD GOALS ATTEMPTED3 vs. William Carey (11/22/21)
FREE THROWS MADEnone
FREE THROWS ATTEMPTEDnone

SIZEMORE'S CAREER HIGHS

MINUTES6 vs. Pikeville (11/6/19)
POINTS3** vs. Little Rock (2/10/22)
REBOUNDS2 vs. Emmanuel (Ga.) (12/1/20)
ASSISTS2 vs. Pikeville (11/6/19)
BLOCKS0 vs. Pikeville (11/6/19)
STEALS1 vs. Arkansas State (1/9/20)
FIELD GOALS MADE1*** vs. Arkansas State (2/12/22)
FIELD GOALS ATTEMPTED3* vs. William Carey (11/22/21)
3PT FIELD GOALS MADE1*** vs. Arkansas State (2/12/22)
3PT FIELD GOALS ATTEMPTED3 vs. William Carey (11/22/21)
FREE THROWS MADE0 vs. Pikeville (11/6/19)
FREE THROWS ATTEMPTED0 vs. Pikeville (11/6/19)

* Indicates how many previous times that total occurred

				Field Goals		3-Point		F-Throws		Rebounds										Scoring	
SEASON	TEAM	GP-GS	MIN/AVG	FG-FGA	FG%	3FG-3FGA	3FG%	FT-FTA	FT%	OFF	DEF	TOT	AVG	PF-FO	A	TO	BLK	STL	PTS	AVG	
2019-20	USA	7-0	17/2.4	2-4	.500	1-2	.500	0-0	.000	0	1	1	0.1	0-0	3	1	0	1	5	0.7	
2020-21	USA	8-0	11/1.4	0-1	.000	0-1	.000	0-0	.000	0	2	2	0.3	0-0	1	1	0	0	0	0.0	
2021-22	USA	8-0	21/2.6	3-8	.375	3-8	.375	0-0	.000	0	2	2	0.3	1-0	2	0	0	0	9	1.1	
TOTAL		23-0	49/2.1	5-13	.385	4-11	.364	0-0	.000	0	5	5	0.2	1-0	6	2	0	1	14	0.6	

Marshall Kearing

#20

Forward

Junior

6-9 • 225

Perth, Australia / State College of Florida

2021-22 Notes

- Scored four points and had five rebounds in his Jag debut
- Posted career-highs in points (14), rebounds (16), steals (3) and assists (2) vs. Mobile
- Earned his first double-double vs. Mobile (11/20)
- Posted his second consecutive double-double vs. William Carey (11/22)
- Tied a career-best with 14 points, grabbed seven rebounds and blocked a career-high four shots vs. App State (1/6)
- Knocked down his first career three-pointer vs. Georgia Southern (1/15)
- Tied a career-high with 14 points at App State (2/19)

JUCO Notes

- Averaged 11.9 points, 7.2 rebounds and region-best 2.8 blocks per game
- Shot 61.5 percent from the field at State College of Florida last season
- Recorded seven double-doubles
- Scored 10 or more points 20 times
- Voted first-team all-Suncoast Conference
- Considered by 247sports.com as the third best junior college recruit in the state and 10th in the country

High School Notes

- Averaged 10 points, nine rebounds, and two blocks in two seasons at Wileton Senior HS

2021-22 GAME-BY-GAME STATS

Date	Opponent	S	MP	FG-A	3P-A	FT-A	R	PF	A	TO	B	ST	P
11/9	Spring Hill		12	2-4	0-0	0-0	5	2	0	0	1	0	4
11/16	at Alabama		1	0-1	0-0	0-0	1	0	0	0	0	0	0
11/20	Mobile	*	29	6-11	0-0	2-2	16	1	2	1	0	3	14
11/22	William Carey		20	5-5	0-0	1-2	10	3	1	0	2	1	11
11/25	San Diego		8	1-1	0-0	0-0	2	0	0	0	0	0	2
11/26	Hawaii		12	0-0	0-0	0-0	0	2	0	1	2	1	0
11/29	Texas A&M-Commerce		8	0-0	0-0	0-0	2	1	1	0	0	0	0
12/1	Southern Miss		11	0-1	0-0	0-0	1	3	1	0	0	0	0
12/4	at Jacksonville State		5	1-1	0-0	0-0	1	0	0	0	0	1	2
12/21	SIUE		4	0-1	0-0	0-0	1	1	0	0	0	0	0
12/30	at UTA		1	0-0	0-0	0-0	0	2	0	0	0	0	0
1/6	App State		33	6-8	0-0	2-2	7	1	0	0	4	0	14
1/13	Georgia State	*	17	3-6	0-0	0-0	1	0	1	0	0	0	6
1/15	Georgia Southern	*	15	3-3	1-1	0-0	1	0	0	2	0	2	7
1/20	at Louisiana	*	18	2-3	0-0	0-0	2	3	1	0	0	0	4
1/22	at ULM	*	13	2-6	1-3	0-0	2	2	1	0	0	0	5
1/27	Troy		10	0-0	0-0	0-0	1	3	1	0	1	0	0
1/29	at Troy		2	0-0	0-0	0-0	1	0	0	0	0	0	0
2/3	at Georgia Southern		7	1-1	0-0	1-2	2	0	0	0	0	0	3
2/5	at Georgia State		2	0-0	0-0	0-0	0	2	0	0	0	0	0
2/10	Little Rock		14	2-4	0-0	0-0	6	2	0	1	1	3	4
2/12	Arkansas State		13	2-3	0-0	1-1	5	1	0	1	0	1	5
2/17	at Coastal Carolina		9	1-2	0-0	2-2	3	2	1	0	0	0	4
2/19	at App State		22	6-7	0-0	2-2	4	2	1	1	0	0	14
2/23	Texas State		10	2-3	0-0	0-0	3	1	0	0	1	0	4

KEARING'S SEASON HIGHS

MINUTES	33 vs. App State (1/6/22)
POINTS	14** at App State (2/19/22)
REBOUNDS	16 vs. Mobile (11/20/21)
ASSISTS	2 vs. Mobile (11/20/21)
BLOCKS	4 vs. App State (1/6/22)
STEALS	3* vs. Little Rock (2/10/22)
FIELD GOALS MADE	6** at App State (2/19/22)
FIELD GOALS ATTEMPTED	11 vs. Mobile (11/20/21)
3PT FIELD GOALS MADE	1 vs. Georgia Southern (1/15/22)
3PT FIELD GOALS ATTEMPTED	1 vs. Georgia Southern (1/15/22)
FREE THROWS MADE	2** at App State (2/19/22)
FREE THROWS ATTEMPTED	2** at App State (2/19/22)

KEARING'S CAREER HIGHS

MINUTES	33 vs. App State (1/6/22)
POINTS	14** at App State (2/19/22)
REBOUNDS	16 vs. Mobile (11/20/21)
ASSISTS	2 vs. Mobile (11/20/21)
BLOCKS	4 vs. App State (1/6/22)
STEALS	3* vs. Little Rock (2/10/22)
FIELD GOALS MADE	6** at App State (2/19/22)
FIELD GOALS ATTEMPTED	11 vs. Mobile (11/20/21)
3PT FIELD GOALS MADE	1 vs. Georgia Southern (1/15/22)
3PT FIELD GOALS ATTEMPTED	1 vs. Georgia Southern (1/15/22)
FREE THROWS MADE	2** at App State (2/19/22)
FREE THROWS ATTEMPTED	2** at App State (2/19/22)

* Indicates how many previous times that total occurred

				Field Goals		3-Point		F-Throws		Rebounds								Scoring		
SEASON	TEAM	GP-GS	MIN/AVG	FG-FGA	FG%	3FG-3FGA	3FG%	FT-FTA	FT%	OFF	DEF	TOT	AVG	PF-FO	A	TO	BLK	STL	PTS	AVG
2021-22	USA	25-5	301/12.0	45-71	.634	2-4	.500	11-13	.846	31	47	78	3.1	35-0	11	7	12	12	103	4.1
TOTAL		25-5	301/12.0	45-71	.634	2-4	.500	11-13	.846	31	47	78	3.1	35-0	11	7	12	12	103	4.1

Charles Manning Jr.

#21

Guard

Senior

6-4 • 193

Riverhead, N.Y. / LSU

2021-22 Notes

- Scored nine points, two assists and added two steals in season debut (11/9)
- Added 13 points at Wichita State (11/13)
- Had 23 points, six rebounds and four assists at No. 14 Alabama (11/16)
- Posted a then career-high five assists vs. Mobile (11/20)
- Scored a then career-high 25 points in the Las Vegas Classic championship game vs. Hawaii; also added a career-best seven rebounds
- Named tournament MVP at Las Vegas Classic
- Scored in double figures in seven consecutive games (11/13-11/29)
- Scored 20 points, five assists and a career-best five blocks against Texas A&M-Commerce (11/29)
- Named SBC POTW on 11/30
- Scored a game-high 22 points at Jacksonville State (12/4)
- Set career-highs with eight rebounds and six blocks vs. Tarleton (12/4)
- Dished out a career-best six assists vs. SIUE (12/21)
- Added a career-high 26 points, going 10-for-11 from the line at UTA (12/30)
- Scored a game-high 20 points and tied a career-high with six assists vs. Georgia State (1/13)
- Has scored at least 20 points in 10 games this season.
- Posted 19 points, six rebounds and tied a career-best with six assists vs. Troy (1/27)
- Added 20 points, four rebounds and two assists at Troy (1/29)

2020-21 Notes (at LSU)

- Appeared in six games with one start
- Posted 25 points, 18 rebounds, five assists and three steals during the season
- Averaged 18 minutes per outing
- Scored a season-best nine points and grabbed four rebounds in a win over Texas A&M

2019-20 Notes (at LSU)

- Averaged 7.9 points and 3.2 rebounds per game
- Credited with 20 assists, 20 blocks and 10 steals
- Shot 50 percent from the field
- Appeared in 19 games while averaging 22 minutes per contest
- Scored in double digits six times
- Career high 16 points in a win over UMBC

JUCO Notes

- Third-team National Junior College Athletic Association All-American
- Averaged 16.8 points, 4.8 rebounds, 3.1 assists and 1.1 steals per game
- Helped lead Florida Southwestern State C.C. to the Suncoast Conference championship and a fifth-place finish at the NJCAA Tournament
- Averaged 12.4 points and 4.9 rebounds per contest and finished second-team all-league as a freshman

High School

- Averaged 14 points, six rebounds and 2.5 steals per game
- Led Bridgehampton H.S. to first title in 17 years going 22-2 overall

2021-22 GAME-BY-GAME STATS

Date	Opponent	S	MP	FG-A	3P-A	FT-A	R	PF	A	TO	B	ST	P
11/9	Spring Hill	*	19	4-11	1-5	0-0	2	1	2	1	1	2	9
11/13	at Wichita State		30	6-16	1-5	0-0	4	4	1	7	0	1	13
11/16	at Alabama	*	38	7-18	2-7	7-8	6	2	4	7	1	1	23
11/20	Mobile	*	26	5-10	0-1	3-4	5	2	5	1	0	1	13
11/22	William Carey	*	24	6-14	2-6	4-4	4	2	4	2	0	3	18
11/25	San Diego	*	35	10-20	1-2	0-2	2	3	5	3	0	0	21
11/26	Hawaii	*	37	10-18	1-3	4-5	7	3	2	4	0	1	25
11/29	Texas A&M-Commerce	*	39	6-16	0-3	8-9	1	1	5	4	5	3	20
12/1	Southern Miss	*	5	3-4	1-2	0-0	0	2	0	0	0	1	7
12/4	at Jacksonville State	*	26	8-12	1-1	5-5	4	4	2	5	1	1	22
12/14	Tarleton	*	36	5-10	1-4	6-9	8	2	5	5	6	0	17
12/21	SIUE	*	32	6-12	0-2	7-9	3	1	6	3	1	3	19
12/30	at UTA	*	38	7-17	2-4	10-11	4	3	3	5	0	3	26
1/6	App State	*	31	3-14	1-6	1-4	8	4	4	5	0	1	8
1/13	Georgia State	*	37	6-12	1-4	7-8	5	3	6	9	1	1	20
1/15	Georgia Southern	*	38	6-16	1-3	6-8	5	3	3	6	2	0	19
1/20	at Louisiana	*	36	7-14	1-5	5-7	5	2	5	1	1	0	20
1/22	at ULM	*	38	7-12	2-4	4-5	4	0	6	0	2	4	20
1/27	Troy	*	37	7-16	0-8	5-6	6	2	6	4	0	2	19
1/29	at Troy	*	38	6-17	2-4	6-9	4	3	2	4	1	0	20
2/3	at Georgia Southern	*	15	2-7	0-2	0-0	2	2	2	2	0	0	4
2/5	at Georgia State		20	3-8	1-2	0-0	2	2	2	3	1	1	7
2/10	Little Rock	*	27	4-6	0-1	0-0	2	0	5	2	0	3	8
2/12	Arkansas State	*	25	5-11	1-3	2-2	1	1	3	4	0	2	13
2/17	at Coastal Carolina	*	34	6-10	0-3	3-4	1	2	3	5	1	1	15
2/19	at App State	*	34	4-16	0-3	0-1	5	2	3	3	0	0	8
2/23	Texas State	*	35	4-13	1-3	0-0	2	3	2	4	2	0	9

MANNING JR.'S SEASON HIGHS

MINUTES	41 at UTA (12/30/21)
POINTS	26 at UTA (12/30/21)
REBOUNDS	8* vs. App State (1/6/22)
ASSISTS	6*** vs. Troy (1/27/22)
BLOCKS	6 vs. Tarleton (12/14/21)
STEALS	4 at ULM (1/22/22)
FIELD GOALS MADE	10* vs. Hawaii (11/26/21)
FIELD GOALS ATTEMPTED	20 vs. San Diego (11/25/21)
3PT FIELD GOALS MADE	2** at Troy (1/29/22)
3PT FIELD GOALS ATTEMPTED	7 at Alabama (11/16/21)
FREE THROWS MADE	10 at UTA (12/30/21)
FREE THROWS ATTEMPTED	11 at UTA (12/30/21)

MANNING JR.'S CAREER HIGHS

MINUTES	41 at UTA (12/30/21)
POINTS	26 at UTA (12/30/21)
REBOUNDS	8* vs. App State (1/6/22)
ASSISTS	6*** vs. Troy (1/27/22)
BLOCKS	6 vs. Tarleton (12/14/21)
STEALS	4 at ULM (1/22/22)
FIELD GOALS MADE	10* vs. Hawaii (11/26/21)
FIELD GOALS ATTEMPTED	20 vs. San Diego (11/25/21)
3PT FIELD GOALS MADE	3 vs. Kentucky (2/8/20)
3PT FIELD GOALS ATTEMPTED	7 at Alabama (11/16/21)
FREE THROWS MADE	10 at UTA (12/30/21)
FREE THROWS ATTEMPTED	11 at UTA (12/30/21)

* Indicates how many previous times that total occurred

				Field Goals		3-Point		F-Throws		Rebounds								Scoring		
SEASON	TEAM	GP-GS	MIN/AVG	FG-FGA	FG%	3FG-3FGA	3FG%	FT-FTA	FT%	OFF	DEF	TOT	AVG	PF-FO	A	TO	BLK	STL	PTS	AVG
2019-20	LSU	19-3	430/22.6	60-120	.500	13-32	.406	17-25	.680	13	47	60	3.2	33-0	20	20	20	10	150	7.9
2020-21	LSU	6-1	107/17.8	12-29	.414	0-6	.000	1-1	1.000	6	12	18	3.0	8-0	5	4	1	3	25	4.2
2021-22	USA	27-25	835/30.9	153-351	.436	24-96	.250	93-120	.775	18	84	102	3.8	59-0	96	99	27	34	423	15.7
TOTAL FOR USA		27-25	835/30.9	153-351	.436	24-96	.250	93-120	.775	18	84	102	3.8	59-0	96	99	27	34	423	15.7
TOTAL		52-29	1372/26.4	225-500	.450	37-134	.276	111-146	.760	37	143	180	3.5	100-0	121	123	48	47	598	11.5

Jay Jay Chandler

#22

Guard

Graduate Senior

6-4 • 180

Katy, Texas / Texas A&M

2021-22 Notes

- Chandler tied a career-high in points (21), free throws (8) and free throw attempts (13) on 6-for-13 shooting vs. Spring Hill (11/9)
- Led USA with 15 points vs. Mobile (11/16)
- Posted a then career-high 22 points on 7-of-10 shooting vs. William Carey (11/22)
- Had a career-best five steals vs. San Diego (11/25)
- Dished out a career-high six assists vs. Southern Miss (12/1)
- Went a perfect 8-for-8 at the free throw line at Jacksonville State (12/4)
- Posted 23 points on 9-of-15 shooting at Tarleton (12/17)
- Scored a team-best 19 points vs. App State (1/6)
- Scored a career-best 26 points on 8-for-12 shooting vs. Troy (1/27)
- Added 20 points, including 9-for-11 from the free throw line at Troy (1/29)
- Tied a career-high with 26 points on 9-of-14 shooting, including 8-for-11 from the free throw line at Georgia State (2/5)
- Scored a game-high 22 points on 9-of-16 shooting vs. Arkansas State (2/12)
- Dished out a career-best eight assists at Coastal Carolina (2/17)

2020-21 Notes (at Texas A&M)

- Averaged 8.2 points and 2.5 rebounds per game
- Added 17 assists and 11 steals
- Scored in double figures in eight of his 17 appearances
- Posted a season-best 21 points against LSU on 8-for-20 shooting, including five three-pointers

2019-20 Notes (at Texas A&M)

- Posted 6.1 points and 1.9 rebounds per game
- Added 31 assists and 22 steals in 29 games

2018-19 Notes (at Texas A&M)

- Averaged 8.3 points and 3.2 rebounds per game
- Added 41 assists and 39 steals

2017-18 Notes (at Texas A&M)

- Averaged 3.7 points and 1.2 rebounds per game
- Added 24 assists and 10 steals
- Appeared in 33 games as Texas A&M went 22-13 and advanced to the Sweet 16 of the NCAA Tournament

High School Notes

- Four-star prospect out of Cinco Ranch High School
- Earned all-state honors last two years
- Averaged 25.2 points, 7.8 rebounds, 4.6 assists and 2.8 steals as a senior
- Helped lead the Cougars to a 27-6 record and a district title

2021-22 GAME-BY-GAME STATS

Date	Opponent	S	MP	FG-A	3P-A	FT-A	R	PF	A	TO	B	ST	P
11/9	Spring Hill	*	19	6-13	1-4	8-13	7	3	3	1	1	3	21
11/13	at Wichita State	*	31	3-12	0-2	2-2	2	1	1	3	0	0	8
11/16	at Alabama	*	19	3-7	0-1	0-0	4	5	0	4	0	0	6
11/20	Mobile	*	27	5-11	2-4	3-4	4	1	2	0	0	1	15
11/22	William Carey	*	28	7-10	3-5	5-7	4	0	3	2	0	1	22
11/25	San Diego	*	37	9-22	2-5	1-1	6	3	4	4	0	5	21
11/26	Hawaii	*	31	3-10	0-3	4-5	2	4	4	1	0	3	10
11/29	Texas A&M-Commerce	*	34	6-11	1-3	0-0	7	0	3	1	0	1	13
12/1	Southern Miss	*	29	7-11	1-2	1-1	4	3	6	5	0	0	16
12/4	at Jacksonville State	*	37	2-8	0-2	8-8	7	1	1	4	0	1	12
12/14	Tarleton	*	31	3-11	2-5	5-6	1	4	2	6	0	1	13
12/17	at Tarleton	*	31	9-15	4-6	1-2	2	4	1	1	0	2	23
12/21	SIUE	*	35	8-16	2-5	4-5	2	1	1	3	0	2	22
12/30	at UTA	*	42	5-19	0-6	2-2	4	4	5	2	0	1	12
1/6	App State	*	40	8-18	2-6	0-0	4	4	3	3	1	1	19
1/13	Georgia State	*	34	4-9	1-3	5-7	7	4	3	5	0	0	14
1/15	Georgia Southern	*	27	4-10	2-5	2-4	3	5	3	1	0	0	12
1/20	at Louisiana	*	29	3-10	1-2	4-4	2	4	2	4	0	0	11
1/22	at ULM	*	34	9-12	2-3	1-2	1	1	2	1	0	2	21
1/27	Troy	*	34	8-12	3-4	7-7	4	3	3	1	0	0	26
1/29	at Troy	*	27	5-10	1-3	9-11	3	5	2	1	0	3	20
2/3	at Georgia Southern	*	30	6-13	0-3	3-6	4	4	0	5	0	2	15
2/5	at Georgia State	*	32	9-14	0-2	8-11	1	4	0	4	0	1	26
2/10	Little Rock	*	23	6-10	1-3	1-1	2	0	5	3	0	0	14
2/12	Arkansas State	*	33	9-16	2-3	2-2	4	3	3	2	0	1	22
2/17	at Coastal Carolina	*	34	4-11	0-2	9-9	2	2	8	3	0	0	15
2/19	at App State	*	30	3-10	1-3	4-8	0	2	0	2	0	1	11
2/23	Texas State	*	36	0-6	0-2	1-2	4	4	5	4	0	0	1

CHANDLER'S SEASON HIGHS

MINUTES.....	42 at UTA (12/30/21)
POINTS.....	26* at Georgia State (2/5/22)
REBOUNDS.....	7*** vs. Georgia State (1/13/22)
ASSISTS.....	8 at Coastal Carolina (2/17/22)
BLOCKS.....	1* vs. App State (1/6/22)
STEALS.....	5 vs. Hawaii (11/26/21)
FIELD GOALS MADE.....	9** vs. Arkansas State (2/12/22)
FIELD GOALS ATTEMPTED.....	22* vs. App State (1/6/22)
3PT FIELD GOALS MADE.....	4 at Tarleton (12/17/21)
3PT FIELD GOALS ATTEMPTED.....	6* vs. App State (1/6/22)
FREE THROWS MADE.....	9* at Coastal Carolina (2/17/22)
FREE THROWS ATTEMPTED.....	13 vs. Spring Hill (11/9/21)

CHANDLER'S CAREER HIGHS

MINUTES.....	42 at UTA (12/30/21)
POINTS.....	26* at Georgia State (2/5/22)
REBOUNDS.....	8 vs. Washington (11/20/18)
ASSISTS.....	8 at Coastal Carolina (2/17/22)
BLOCKS.....	2 vs. Savannah State (11/7/18)
STEALS.....	5* vs. Hawaii (11/26/21)
FIELD GOALS MADE.....	9** vs. Arkansas State (2/12/22)
FIELD GOALS ATTEMPTED.....	22 vs. App State (1/6/22)
3PT FIELD GOALS MADE.....	5 vs. LSU (1/26/21)
3PT FIELD GOALS ATTEMPTED.....	14 vs. LSU (1/26/21)
FREE THROWS MADE.....	9* at Coastal Carolina (2/17/22)
FREE THROWS ATTEMPTED.....	13* vs. Spring Hill (11/9/21)

* Indicates how many previous times that total occurred

				Field Goals		3-Point		F-Throws		Rebounds				Scoring						
SEASON	TEAM	GP-GS	MIN/AVG	FG-FGA	FG%	3FG-3FGA	3FG%	FT-FTA	FT%	OFF	DEF	TOT	AVG	PF-FO	A	TO	BLK	STL	PTS	AVG
2017-18	TA&M	33-4	377/11.4	42-111	.378	10-41	.244	29-40	.725	15	23	38	1.2	43-0	24	24	1	10	123	3.7
2018-19	TA&M	31-18	735/23.7	91-206	.442	19-64	.297	55-78	.705	21	77	98	3.2	84-2	41	45	6	39	256	8.3
2019-20	TA&M	29-7	595/20.5	51-153	.333	30-94	.319	45-57	.789	9	47	56	1.9	66-2	31	53	1	22	177	6.1
2020-21	TA&M	17-5	348/20.4	47-139	.338	24-91	.264	21-25	.840	8	35	43	2.5	35-0	17	24	0	11	139	8.2
2021-22	USA	28-28	879/31.4	154-337	.457	34-97	.351	100-130	.769	10	87	97	3.5	79-3	75	76	2	32	442	15.8
TOTAL FOR USA		28-28	879/31.4	154-337	.457	34-97	.351	100-130	.769	10	87	97	3.5	79-3	75	76	2	32	442	15.8
TOTAL		138-62	2933/21.3	385-946	.407	117-387	.302	250-330	.758	63	269	332	2.4	307-7	188	222	10	114	1137	8.2

Tyler Shirley

#24

Forward

Freshman

6-6 • 212

Gary, Ind. / Pebblebrook HS

2021-22 Notes

- Added four points, three rebounds and two assists in his debut (11/9)
- Scored three points vs. Mobile (11/20)
- Hit a three-pointer vs. Southern Miss (12/1)
- Grabbed a steal vs. SIUE (12/21)
- Pulled down a career-high six rebounds at Georgia State (2/5)

High School Notes

- Averaged 12 points and 11 rebounds per contest
- Rated among the top 25 prospects in Georgia
- Top 60 small forward nationally according to 247sports.com

2021-22 GAME-BY-GAME STATS

Date	Opponent	S	MP	FG-A	3P-A	FT-A	R	PF	A	TO	B	ST	P
11/9	Spring Hill	11	2-4	0-2	0-0	3	0	2	1	0	0	4	
11/16	at Alabama	1	0-0	0-0	0-0	0	0	0	0	0	0	0	
11/20	Mobile	13	1-6	0-4	1-2	2	1	0	0	0	0	3	
11/22	William Carey	8	0-2	0-2	1-2	3	0	2	1	0	1	1	
12/1	Southern Miss	6	1-2	1-2	0-0	0	1	0	1	0	0	3	
12/21	SIUE	1	0-1	0-1	0-0	0	0	0	0	0	1	0	
1/27	Troy	1	0-0	0-0	0-0	0	0	0	0	0	0	0	
2/5	at Georgia State	12	0-0	0-0	2-2	6	3	1	1	0	0	2	
2/10	Little Rock	12	1-2	0-1	0-0	1	0	0	0	0	0	2	
2/12	Arkansas State	2	0-0	0-0	0-0	0	0	0	0	0	0	0	
2/19	at App State	2	0-0	0-0	0-0	1	0	0	0	0	0	0	

SHIRLEY'S SEASON HIGHS

MINUTES	11 vs. Spring Hill (11/9/21)
POINTS	4 vs. Spring Hill (11/9/21)
REBOUNDS	3 vs. Spring Hill (11/9/21)
ASSISTS	2 vs. Spring Hill (11/9/21)
BLOCKS	none
STEALS	1* vs. SIUE (12/21/21)
FIELD GOALS MADE	2 vs. Spring Hill (11/9/21)
FIELD GOALS ATTEMPTED	6 vs. Mobile (11/20/21)
3PT FIELD GOALS MADE	1 vs. Southern Miss (12/1/21)
3PT FIELD GOALS ATTEMPTED	4 vs. Mobile (11/20/21)
FREE THROWS MADE	1* vs. William Carey (11/22/21)
FREE THROWS ATTEMPTED	2* vs. William Carey (11/22/21)

SHIRLEY'S CAREER HIGHS

MINUTES	11 vs. Spring Hill (11/9/21)
POINTS	4 vs. Spring Hill (11/9/21)
REBOUNDS	3 vs. Spring Hill (11/9/21)
ASSISTS	2 vs. Spring Hill (11/9/21)
BLOCKS	none
STEALS	1* vs. SIUE (12/21/21)
FIELD GOALS MADE	2 vs. Spring Hill (11/9/21)
FIELD GOALS ATTEMPTED	6 vs. Mobile (11/20/21)
3PT FIELD GOALS MADE	1 vs. Southern Miss (12/1/21)
3PT FIELD GOALS ATTEMPTED	4 vs. Mobile (11/20/21)
FREE THROWS MADE	1* vs. William Carey (11/22/21)
FREE THROWS ATTEMPTED	2* vs. William Carey (11/22/21)

* Indicates how many previous times that total occurred

				Field Goals		3-Point		F-Throws		Rebounds									Scoring	
SEASON	TEAM	GP-GS	MIN/AVG	FG-FGA	FG%	3FG-3FGA	3FG%	FT-FTA	FT%	OFF	DEF	TOT	AVG	PF-FO	A	TO	BLK	STL	PTS	AVG
2021-22	USA	11-0	72/6.6	5-17	.294	1-12	.083	4-6	.667	6	10	16	1.5	5-0	5	4	0	2	15	1.4
TOTAL		11-0	72/6.6	5-17	.294	1-12	.083	4-6	.667	6	10	16	1.5	5-0	5	4	0	2	15	1.4

Jamal West

#25

Forward

Sophomore

6-5 • 224

Baltimore, Md. / St. Frances Academy

2021-22 Notes

- Pulled down a team-high five offensive rebounds vs. Spring Hill (11/9)
- Added nine points and five rebounds in 11 minutes vs. Mobile (11/20)
- Blocked a season-best two shots vs. Southern Miss (12/1)
- Tied a season-high with nine points vs. Little Rock (2/10)

2020-21 Notes

- Appeared in 27 games, making 17 starts
- Averaged 5.7 points and 6.3 rebounds per game
- Led the team in rebounds
- Finished 10th in rebounding in the Sun Belt
- Second on the team with a 49.0 field goal percentage
- Led team in offensive rebounds with 70
- Led team in blocks with 28
- Finished eighth in the Sun Belt with 1.0 blocks per game

High School Notes

- Was considered the No. 9 player in the state of Maryland and rated two stars by 247Sports
- Named the Baltimore Catholic League Player of the Year as a senior after posting 16 points, 8.7 rebounds, 1.6 assists and a block per game
- Helped lead St. Frances Academy to a 38-4 finish and the BCL championship
- Recorded 12 double-doubles, including six in a row the final two weeks of January
- Finished with 34 points and 14 boards in a February victory over Our Lady of Mount Carmel, following up with a 21-point, 17-rebound performance in the Panthers next win over Gerstell Academy
- Had 22 points and 11 rebounds in a 19-point defeat of Oak Hill Academy as well
- Averaged 12.9 points and 7.4 rebounds per game and led the Panthers to a BCL title after scoring 28 points in the championship game his junior season
- Earlier in the year, scored 42 points against Annapolis Area Christian
- As a sophomore, he helped Dunbar High School to a 1A state crown

2021-22 GAME-BY-GAME STATS

Date	Opponent	S	MP	FG-A	3P-A	FT-A	R	PF	A	TO	B	ST	P
11/9	Spring Hill	22	1-4	0-0	3-6	8	3	0	0	1	0	5	
11/13	at Wichita State	2	0-0	0-0	0-0	0	0	1	0	0	0	0	
11/16	at Alabama	2	0-0	0-0	0-0	0	0	0	0	0	0	0	
11/20	Mobile	11	2-5	0-0	5-8	5	2	1	0	0	0	9	
11/22	William Carey	6	2-3	0-0	2-2	4	1	0	1	0	0	6	
12/1	Southern Miss	10	0-2	0-0	1-2	3	1	1	0	2	0	1	
12/14	Tarleton	6	0-0	0-0	0-1	2	1	0	1	1	0	0	
12/17	at Tarleton	12	0-2	0-0	4-6	2	3	0	3	1	1	4	
12/21	SIUE	2	0-0	0-0	0-0	0	0	0	0	1	0	0	
12/30	at UTA	1	0-0	0-0	0-0	0	0	0	0	0	0	0	
1/13	Georgia State	1	0-0	0-0	0-0	0	0	0	0	0	0	0	
1/27	Troy	1	0-0	0-0	0-0	0	1	0	0	1	0	0	
1/29	at Troy	3	0-0	0-0	0-0	0	1	0	0	0	0	0	
2/10	Little Rock	8	3-3	0-0	3-5	3	2	1	0	1	0	9	
2/12	Arkansas State	2	0-0	0-0	0-0	2	0	0	0	0	0	0	

WEST'S SEASON HIGHS

MINUTES	22 vs. Spring Hill (11/9/21)
POINTS	9* vs. Little Rock (2/10/22)
REBOUNDS	8 vs. Spring Hill (11/9/21)
ASSISTS	1** vs. Little Rock (2/10/22)
BLOCKS	2 vs. Southern Miss (12/1/21)
STEALS	1 at Tarleton (12/17/21)
FIELD GOALS MADE	3 vs. Little Rock (2/10/22)
FIELD GOALS ATTEMPTED	5 vs. Mobile (11/20/21)
3PT FIELD GOALS MADE	none
3PT FIELD GOALS ATTEMPTED	none
FREE THROWS MADE	5 vs. Mobile (11/20/21)
FREE THROWS ATTEMPTED	8 vs. Mobile (11/20/21)

WEST'S CAREER HIGHS

MINUTES	45 vs. Georgia Southern (1/22/21)
POINTS	14 vs. Georgia State (2/27/21)
REBOUNDS	13 vs. Appalachian State (1/15/21)
ASSISTS	2 vs. Georgia State (2/27/21)
BLOCKS	3 vs. Appalachian State (2/20/21)
STEALS	2 vs. Emmanuel (GA) (12/1/20)
FIELD GOALS MADE	6 vs. Georgia State (2/27/21)
FIELD GOALS ATTEMPTED	10 vs. Appalachian State (2/19/21)
3PT FIELD GOALS MADE	0 vs. Louisiana (3/6/21)
3PT FIELD GOALS ATTEMPTED	1 vs. Appalachian State (2/19/21)
FREE THROWS MADE	10 vs. Emmanuel (GA) (12/1/21)
FREE THROWS ATTEMPTED	16 vs. Emmanuel (GA) (12/1/21)

* Indicates how many previous times that total occurred

				Field Goals		3-Point		F-Throws		Rebounds				Scoring						
SEASON	TEAM	GP-GS	MIN/AVG	FG-FGA	FG%	3FG-3FGA	3FG%	FT-FTA	FT%	OFF	DEF	TOT	AVG	PF-FO	A	TO	BLK	STL	PTS	AVG
2020-21	USA	27-17	718/26.6	51-104	.490	0-1	.000	51-89	.573	70	99	169	6.3	66-2	18	32	28	11	153	5.7
2021-22	USA	15-0	92/6.1	8-19	.421	0-0	.000	18-30	.600	15	14	29	1.9	15-0	4	5	8	1	34	2.3
TOTAL		42-17	810/19.3	59-123	.480	0-1	.000	69-119	.580	85	113	198	4.7	81-2	22	37	36	12	187	4.5

SOUTH ALABAMA OVERALL STATISTICS

Game Records

Record	Overall	Home	Away	Neutral
ALL GAMES	18-10	12-2	4-8	2-0
CONFERENCE	8-7	5-2	3-5	0-0
NON-CONFERENCE	10-3	7-0	1-3	2-0

Score by Periods

Team	1st	2nd	OT	TOT
South Alabama	919	1077	12	2008
Opponents	849	905	14	1768

Team Box Score

No. Player					Total		3-Point		F-Throw		Rebounds													
		GP-GS	MIN	AVG	FG-FGA	FG%	3FG-3FGA	3FG%	FT-FTA	FT%	OFF	DEF	TOT	AVG	PF	DQ	A	TO	BLK	STL	PTS	AVG		
22	CHANDLER, Jay Jay	28-28	878:56	31.4	154-337	.457	34-97	.351	100-130	.769	10	87	97	3.5	79	3	75	76	2	32	442	15.8		
21	MANNING, JR., Charles	27-25	835:11	30.9	153-351	.436	24-96	.250	93-120	.775	18	84	102	3.8	59	0	96	99	27	34	423	15.7		
13	FRANKLIN, Javon	27-26	724:28	26.8	121-184	.658	0-1	.000	61-94	.649	76	128	204	7.6	62	0	22	34	33	30	303	11.2		
10	SMITH, Dante	26-9	711:59	27.4	65-162	.401	43-111	.387	20-29	.690	18	80	98	3.8	44	1	26	35	12	28	193	7.4		
4	GONCALVES, Kayo	28-23	856:20	30.6	70-191	.366	61-170	.359	5-6	.833	7	106	113	4.0	77	1	23	17	21	26	206	7.4		
12	ANDERSON, Alex	28-13	673:03	24.0	72-143	.503	0-2	.000	28-55	.509	39	57	96	3.4	53	0	27	31	10	13	172	6.1		
20	KEARING, Marshall	25-5	301:11	12.0	45-71	.634	2-4	.500	11-13	.846	31	47	78	3.1	35	0	11	7	12	12	103	4.1		
0	JONES, Tyrell	13-6	234:03	18.0	17-51	.333	6-17	.353	8-11	.727	3	19	22	1.7	11	0	25	19	0	6	48	3.7		
1	THOMAS, Lance	21-5	224:59	10.7	21-63	.333	15-48	.313	3-5	.600	8	30	38	1.8	26	1	6	12	14	4	60	2.9		
25	WEST, Jamal	15-0	91:32	6.1	8-19	.421	0-0	.000	18-30	.600	15	14	29	1.9	15	0	4	5	8	1	34	2.3		
24	SHIRLEY, Tyler	11-0	72:29	6.6	5-17	.294	1-12	.083	4-6	.667	6	10	16	1.5	5	0	5	4	0	2	15	1.4		
14	SIZEMORE, Adam	8-0	20:49	2.6	3-8	.375	3-8	.375	0-0	.000	0	2	2	0.3	1	0	2	0	0	0	9	1.1		
Team											32	40	72					15						
Total		28	5625		734-1597	.460	189-566	.334	351-499	.703	263	704	967	34.5	467	6	322	354	139	188	2008	71.7		
Opponents		28	5625		632-1577	.401	181-594	.305	323-469	.689	311	669	980	35.0	472	1	334	414	64	155	1768	63.1		

Team Statistics

	USA	OPP
Scoring	2008	1768
Points per game	71.7	63.1
Scoring margin	+8.6	-
Field goals-att	734-1597	632-1577
Field goal pct	.460	.401
3 point fg-att	189-566	181-594
3-point FG pct	.334	.305
3-pt FG made per game	6.8	6.5
Free throws-att	351-499	323-469
Free throw pct	.703	.689
F-Throws made per game	12.5	11.5
Rebounds	967	980
Rebounds per game	34.5	35.0
Rebounding margin	-0.5	-
Assists	322	334
Assists per game	11.5	11.9
Turnovers	354	414
Turnovers per game	12.6	14.8
Turnover margin	+2.1	-
Assist/turnover ratio	0.9	0.8
Steals	188	155
Steals per game	6.7	5.5
Blocks	139	64
Blocks per game	5.0	2.3
Winning streak	0	-
Home win streak	0	-
Attendance	28639	39317
Home games-Avg/Game	14-2046	12-3276
Neutral site-Avg/Game	-	2-289

Team Results

Date	Opponent		Score	Att.
11/09/2021	Spring Hill	W	102-41	2037
11/13/2021	at Wichita St.	L	58-64	8507
11/16/2021	at Alabama	L	68-73	9038
11/20/2021	Mobile	W	78-45	1549
11/22/2021	William Carey	W	96-53	1386
11/25/2021	vs San Diego	W	68-67	0
11/26/2021	vs Hawaii	W	72-69	578
11/29/2021	Tex. A&M-Commerce	W	69-66	1654
12/01/2021	Southern Miss.	W	85-55	2418
12/04/2021	at Jacksonville St.	W	74-64	804
12/14/2021	Tarleton St.	W	69-62	1607
12/17/2021	at Tarleton St.	L	52-65	802
12/21/2021	SIUE	W	84-69	1794
12/30/2021	at UT Arlington	Lot	87-89	1200
01/06/2022	Appalachian St.	L	64-72	1520
01/13/2022	Georgia St.	W	74-65	2354
01/15/2022	Ga. Southern	W	73-67	1926
01/20/2022	at Louisiana	W	77-70	2853
01/22/2022	at La.-Monroe	W	68-56	2766
01/27/2022	Troy	W	82-63	4146
01/29/2022	at Troy	L	68-77	4546
02/03/2022	at Ga. Southern	L	57-58	1886
02/05/2022	at Georgia St.	L	62-69	1377
02/10/2022	Little Rock	W	77-46	1727
02/12/2022	Arkansas St.	W	70-51	2674
02/17/2022	at Coastal Carolina	W	71-68	1030
02/19/2022	at Appalachian St.	L	51-69	4508
02/23/2022	Texas St.	L	52-55	1847

SOUTH ALABAMA OVERALL STATISTICS

Game Records

Record	Overall	Home	Away	Neutral
ALL GAMES	8-7	5-2	3-5	0-0
CONFERENCE	8-7	5-2	3-5	0-0
NON-CONFERENCE	0-0	0-0	0-0	0-0

Score by Periods

Team	1st	2nd	OT	TOT
South Alabama	453	568	12	1033
Opponents	472	489	14	975

Team Box Score

No.	Player				Total		3-Point		F-Throw		Rebounds											
		GP-GS	MIN	AVG	FG-FGA	FG%	3FG-3FGA	3FG%	FT-FTA	FT%	OFF	DEF	TOT	AVG	PF	DQ	A	TO	BLK	STL	PTS	AVG
22	CHANDLER, Jay Jay	15-15	485:08	32.3	83-180	.461	16-50	.320	58-76	.763	5	40	45	3.0	49	2	44	41	1	12	240	16.0
21	MANNING, JR., Charles	15-14	486:18	32.4	77-190	.405	13-55	.236	49-65	.754	11	45	56	3.7	32	0	55	57	12	17	216	14.4
13	FRANKLIN, Javon	14-14	422:23	30.2	64-99	.646	0-0	.000	42-63	.667	45	76	121	8.6	35	0	15	18	21	17	170	12.1
4	GONCALVES, Kayo	15-10	455:01	30.3	39-97	.402	36-88	.409	0-1	.000	4	51	55	3.7	39	1	17	6	14	14	114	7.6
10	SMITH, Diante	13-6	327:13	25.2	29-69	.420	22-53	.415	5-6	.833	8	33	41	3.2	20	0	8	12	5	9	85	6.5
20	KEARING, Marshall	15-4	187:43	12.5	30-46	.652	2-4	.500	8-9	.889	12	27	39	2.6	22	0	6	5	7	6	70	4.7
0	JONES, Tyrell	11-4	197:44	18.0	14-44	.318	5-15	.333	5-7	.714	2	12	14	1.3	10	0	19	16	0	5	38	3.5
12	ANDERSON, Alex	15-3	266:28	17.8	19-49	.388	0-2	.000	12-17	.706	13	23	36	2.4	22	0	14	10	3	4	50	3.3
1	THOMAS, Lance	13-5	144:34	11.1	10-36	.278	9-31	.290	2-3	.667	5	23	28	2.2	12	0	4	7	7	3	31	2.4
14	SIZEMORE, Adam	3-0	06:04	2.0	2-2	1.000	2-2	1.000	0-0	.000	0	0	0	0.0	1	0	1	0	0	0	6	2.0
25	WEST, Jamal	6-0	16:00	2.7	3-3	1.000	0-0	.000	3-5	.600	1	4	5	0.8	4	0	1	0	2	0	9	1.5
24	SHIRLEY, Tyler	5-0	30:24	6.1	1-2	.500	0-1	.000	2-2	1.000	1	7	8	1.6	3	0	1	1	0	0	4	0.8
Team											15	23	38					9				
Total		15	3025		371-817	.454	105-301	.349	186-254	.732	122	364	486	32.4	249	3	185	182	72	87	1033	68.9
Opponents		15	3025		340-858	.396	99-327	.303	196-276	.710	192	357	549	36.6	243	1	186	190	26	82	975	65.0












Team Statistics

	USA	OPP
Scoring	1033	975
Points per game	68.9	65.0
Scoring margin	+3.9	-
Field goals-att	371-817	340-858
Field goal pct	.454	.396
3 point fg-att	105-301	99-327
3-point FG pct	.349	.303
3-pt FG made per game	7.0	6.6
Free throws-att	186-254	196-276
Free throw pct	.732	.710
F-Throws made per game	12.4	13.1
Rebounds	486	549
Rebounds per game	32.4	36.6
Rebounding margin	-4.2	-
Assists	185	186
Assists per game	12.3	12.4
Turnovers	182	190
Turnovers per game	12.1	12.7
Turnover margin	+0.5	-
Assist/turnover ratio	1.0	1.0
Steals	87	82
Steals per game	5.8	5.5
Blocks	72	26
Blocks per game	4.8	1.7
Winning streak	0	-
Home win streak	0	-
Attendance	16194	20166
Home games-Avg/Game	7-2313	8-2521
Neutral site-Avg/Game	-	0-0




Team Results

Date	Opponent		Score	Att.
12/30/2021	at UT Arlington	Lot	87-89	1200
01/06/2022	Appalachian St.	L	64-72	1520
01/13/2022	Georgia St.	W	74-65	2354
01/15/2022	Ga. Southern	W	73-67	1926
01/20/2022	at Louisiana	W	77-70	2853
01/22/2022	at La.-Monroe	W	68-56	2766
01/27/2022	Troy	W	82-63	4146
01/29/2022	at Troy	L	68-77	4546
02/03/2022	at Ga. Southern	L	57-58	1886
02/05/2022	at Georgia St.	L	62-69	1377
02/10/2022	Little Rock	W	77-46	1727
02/12/2022	Arkansas St.	W	70-51	2674
02/17/2022	at Coastal Carolina	W	71-68	1030
02/19/2022	at Appalachian St.	L	51-69	4508
02/23/2022	Texas St.	L	52-55	1847

RADIO/TV SPOT CHART

0	 TYRELL JONES 6-1, 186, Jr., G Chicago, Ill. (Auburn)	Notes:	Career Highs (at USA) POINTS 9 at Louisiana (1/20/22) REBOUNDS 5* at Louisiana (1/20/22) ASSISTS 5 at Louisiana (1/20/22)
1	 LANCE THOMAS 6-9, 224, Gr., F Norcross, Ga. (Memphis)	Notes:	Career Highs (at USA) POINTS 12 vs. Georgia State (1/13/22) REBOUNDS 6 vs. Little Rock (2/10/22) ASSISTS 2 vs. Little Rock (2/10/22)
2	 GREG PARHAM 6-3, 184, Gr., G Richmond, Va. (VMI)	Notes:	Career Highs (at VMI) POINTS 36 vs. The Citadel (2/8/20) REBOUNDS 9 vs. The Citadel (1/6/21) ASSISTS 10 vs. Washington College (11/6/18)
3	 ANDREW ANDERSON 6-0, 160, So., G Memphis, Tenn. (Tipton-Rosemark HS)	Notes:	Career Highs (at USA) POINTS none REBOUNDS 3 vs. Emmanuel (GA) (12/1/20) ASSISTS 1 vs. Emmanuel (GA) (12/1/20)
4	 KAYO GONCALVES 6-8, 212, Gr., F Rio de Janeiro, Brazil (Southeastern Oklahoma State)	Notes:	Career Highs (at USA) POINTS 19 vs. Georgia State (2/26/21) REBOUNDS 11 vs. Ga. Southern (1/23/21) ASSISTS 4 at ULM (1/22/22)
10	 DIANTE SMITH 6-6, 189, Jr., F Fort Walton Beach, Fla. (TCU)	Notes:	Career Highs (at USA) POINTS 16 vs. Spring Hill (11/9/21) REBOUNDS 8 at Georgia State (2/5/22) ASSISTS 5 vs. Southern Miss (12/1/21)
12	 ALEX ANDERSON 6-6, 185, Fr., F Memphis, Tenn. (Tipton-Rosemark HS)	Notes:	Career Highs (at USA) POINTS 13* vs. SIUE (12/21/21) REBOUNDS 7** vs. Georgia Southern (1/15/22) ASSISTS 3**** vs. Georgia Southern (1/15/22)
13	 JAVON FRANKLIN 6-7, 220, Sr., F Little Rock, Ark. (Auburn)	Notes:	Career Highs (at USA) POINTS 22 vs. Southern Miss (12/1/21) REBOUNDS 15 at UTA (12/30/21) ASSISTS 2**** vs. Texas State (2/23/22)
14	 ADAM SIZEMORE 5-9, 166, Jr., G London, Ky. (North Laurel HS)	Notes:	Career Highs (at USA) POINTS 3*** vs. Arkansas State (2/12/22) REBOUNDS 2 vs. Pikeville (11/6/19) ASSISTS 2 vs. Pikeville (11/6/19)
20	 MARSHALL KEARING 6-9, 225, Jr. F Perth, Australia (State College of Florida)	Notes:	Career Highs (at USA) POINTS 14** at App State (2/19/22) REBOUNDS 16 vs. Mobile (11/20/21) ASSISTS 2 vs. Mobile (11/20/21)
21	 CHARLES MANNING JR. 6-4, 193, Sr., G Riverhead, N.Y. (LSU)	Notes:	Career Highs (at USA) POINTS 26 at UTA (12/30/21) REBOUNDS 8* vs. App State (1/6/22) ASSISTS 6*** vs. Troy (1/27/22)

RADIO/TV SPOT CHART

22		JAY JAY CHANDLER 6-4, 180, Gr., G Katy, Texas (Texas A&M)	Notes:	Career Highs (at USA) POINTS 26* at Georgia State (2/5/22) REBOUNDS 7*** vs. Georgia State (1/13/22) ASSISTS 8 at Coastal Carolina (2/17/22)
24		TYLER SHIRLEY 6-6, 212, Fr., F Mableton, Ga. (Pebblebrook HS)	Notes:	Career Highs (at USA) POINTS 4 vs. Spring Hill (11/9/21) REBOUNDS 6 at Georgia State (2/5/22) ASSISTS 2 vs. Spring Hill (11/9/21)
25		JAMAL WEST 6-5, 224, So., F Baltimore, Md. (St. Frances Academy)	Notes:	Career Highs (at USA) POINTS 14 vs. Georgia State (2/27/21) REBOUNDS 13 vs. Appalachian State (1/15/21) ASSISTS 2 vs. Georgia State (2/27/21)