



UT ARLINGTON



2021-22 LADY MAVERICKS BASKETBALL

2021-22 SCHEDULE

16-6 10-3 7-3 9-2 0-1

OVERALL **SUN BELT** **HOME** **AWAY** **NEUTRAL**

NOVEMBER (4-2) CENTRAL TIME

11	7/8 BAYLOR	ESPN+	L, 54-81
13	SAM HOUSTON	ESPN+	W, 72-54
17	HOUSTON	ESPN+	W, 69-66 OT
20	AT North Texas		W, 75-74 OT
27	AT UNLV		W, 75-72
28	VS Kansas City		L, 76-85

DECEMBER (3-1)

2	13/17 SOUTH FLORIDA	ESPN+	W, 61-56
4	RICE	ESPN+	W, 73-65
17	AT Oklahoma State		L, 46-61
21	AT SMU		Canceled
30	AT Louisiana*	ESPN+	W, 62-60

JANUARY (6-2)

1	AT ULM*	ESPN+	W, 72-56
6	SOUTH ALABAMA*	ESPN+	Canceled
8	TROY*	ESPN+	L, 48-59
13	AT Georgia State*	ESPN+	W, 82-68
15	AT Georgia Southern*	ESPN+	L, 63-64
20	TEXAS STATE*	ESPN+	W, 69-67
22	AT Texas State*	ESPN+	W, 72-65
27	AT Arkansas State*	ESPN+	W, 90-87
29	AT Little Rock*	ESPN+	W, 64-53

FEBRUARY (3-1)

6	APP STATE*	ESPN+	W, 88-79
10	ULM*	ESPN+	W, 77-50
12	LOUISIANA*	ESPN+	L, 57-62
19	AT COASTAL CAROLINA*	ESPN+	W, 70-61
25	LITTLE ROCK*	ESPN+	11 AM
26	ARKANSAS STATE*	ESPN+	2 PM

MARCH (0-0)

2	Sun Belt Tournament First Round	ESPN+	TBA
4	Sun Belt Tournament Quarterfinals	ESPN+	TBA
6	Sun Belt Tournament Semifinals	ESPN+	TBA
7	Sun Belt Tournament Final	ESPN / ESPN2	1 PM

WATCH ON ESPN+

Catch the UTA Lady Mavs all season on ESPN+! All home contests inside the College Park Center will be featured on ESPN+ as well as all away Sun Belt Conference games and the Sun Belt Tournament in March.



RECORD: 16-6 (10-3 SBC) | HEAD COACH: SHEREKA WRIGHT (2ND SEASON)



RECORD: 14-8 (7-3 SBC) | HEAD COACH: JOE FOLEY (19TH SEASON)

UT ARLINGTON
LADY MAVS

LITTLE ROCK
TROJANS

PROJECTED STARTING 5



#21 TERRYRN MILTON | GUARD

YR. PPG RPG APG MISC.

SR. 11.8 4.5 4.1 1ST IN SBC IN ASSIST/TURNOVER RATIO (2.60)



#20 CLAIRE CHASTAIN | GUARD

YR. PPG RPG APG MISC.

SR. 8.3 4.5 1.9 SEASON-HIGH THREE STEALS AGAINST COASTAL



#41 KATIE FERRELL | GUARD

YR. PPG RPG APG MISC.

SR. 5.1 5.6 4.5 16-30 (.533) FROM 3-POINT IN SBC PLAY



#34 SHYIA SMITH | FORWARD

YR. PPG RPG SPG MISC.

SR. 6.7 3.9 0.6 AVERAGING 10 PPG IN LAST 4 GAMES



#4 STARR JACOBS | FORWARD

YR. PPG RPG SPG MISC.

JR. 20.4 6.0 2.3 LEADS SBC IN SCORING AND FG % (.549)

3-POINTERS

• After more icy conditions in the Dallas metro pushed back the final weekend of play, the UT Arlington women's basketball team looks to potentially clinch their fifth Sun Belt Regular Season Title, needing a little help in the process. They start things on Friday morning with an 11 a.m. tip with Little Rock inside the College Park Center.

• It will be 20th and final regular season conference meeting between UTA and Little Rock. The Lady Mavs defeated Little Rock on the road, 64-53, on Jan. 29, 2022 behind 24 points from Starr Jacobs. Little Rock leads the series 12-7, but UTA has won three of the last four meetings and five of the last seven.

• UTA will need some help if they want to clinch a SBC Title. On top of winning their two tough match-ups this week, they also need a Troy loss to either App State on Thursday or Coastal Carolina on Saturday.

GENERAL INFORMATION

NAME	UNIVERSITY OF TEXAS AT ARLINGTON
CITY/ZIP	ARLINGTON, TEXAS 76019
FOUNDED	1895 (SENIOR COLLEGE 1959)
ENROLLMENT	41,515 CAMPUS (60,000 GLOBAL)
NICKNAME	LADY MAVERICKS
SCHOOL COLORS	ROYAL BLUE, ORANGE AND WHITE
FACILITY (CAPACITY)	COLLEGE PARK CENTER (7,000)
AFFILIATIONS	NCAA DIVISION I
CONFERENCE	SUN BELT CONFERENCE
INTERIM PRESIDENT	TEIK C. LIM
DIRECTOR OF ATHLETICS	JIM BAKER
ASSOCIATE AD/SWA	DEBBIE GARCIA

PROGRAM HISTORY

FIRST YEAR	1972-73
ALL-TIME RECORD	719-701
ALL-TIME SUN BELT REG. SEASON RECORD (SINCE 13-14)	100-62
ALL-TIME HOME RECORD	373-216
ALL-TIME HOME RECORD AT COLLEGE PARK CENTER	87-54
SUN BELT TOURNAMENT APPEARANCES (LAST)	7 (2021)
SUN BELT TOURNAMENT CHAMPIONSHIPS	NA
NCAA TOURNAMENT APPEARANCES	2 (2005, 2007)
NCAA TOURNAMENT RECORD	0-2 (.000)
LAST NCAA TOURNAMENT GAME	3/17/2007; UTA 50 VS. TEXAS A&M 58
POSTSEASON WNIT APPEARANCES	4 (1999, 2009, 2017, 2019)
POSTSEASON WNIT RECORD	1-4 (.250)
LAST WNIT GAME	3/23/2019; UTA 54 AT TCU 71

COACHING STAFF

HEAD COACH	SHEREKA WRIGHT (2ND SEASON)
ALMA MATER (YEAR)	PURDUE (2004)
CAREER RECORD	30-13
RECORD AT UTA	SAME
ASSISTANT COACH	AUSTIN KELLY (1ST SEASON)
ASSISTANT COACH	ROSALYN TINDEL (2ND SEASON)
ASSISTANT COACH	SEAN EHLBECK (2ND SEASON)

TEAM INFORMATION

2020-21 OVERALL RECORD	13-7
2020-21 SUN BELT RECORD	11-4
HOME RECORD	8-1
AWAY RECORD	5-4
NEUTRAL SITE RECORD	0-2
STARTERS RETURNING/LOST	4/1
LETTERWINNERS RETURNING/LOST	6/5
TRANSFERS/FRESHMEN	3/5

KEY ADDITIONS

#	NAME	POS.	CL.	2020-21 STATS
4	STARR JACOBS (TEMPLE JC TRANSFER)	F	JR.	23.6 PPG, 10.6 RPG
24	DE'SHA BENJAMIN (ALABAMA TRANSFER)	G	SR.	7.9 PPG, 3.9 RPG

KEY RETURNERS

#	NAME	POS.	CL.	2020-21 STATS
20	CLAIRE CHASTAIN	G	SR.	OUT IN 2020-21
21	TERRY N MILTON ^	G	SR.	9.6 PPG, 3.7 APG
23	CAMRYN HAWKINS ^	G	SR.	6.9 PPG, .361 3PT%
34	SHYIA SMITH ^	F	SR.	11.6 PPG, 6.0 RPG
41	KATIE FERRELL ^	G	SR.	5.6 PPG, 4.9 APG

^ STARTER IN 2020-21

KEY LOSSES

#	NAME	POS.	CL.	2020-21 STATS
3	MISTY DOSSEY	F	SR.	6.8 PPG, 1.4 BPG
31	BRE WICKWARE ^	G	SR.	11.3 PPG, 5.3 RPG

^ STARTER IN 2020-21

ATHLETIC COMMUNICATIONS

WBB CONTACT	JAMES HILL, ASSISTANT DIRECTOR FOR COMMUNICATIONS
EMAIL	JAMES.HILL@UTA.EDU
TWITTER	@JAMESHILLSID
ASSOCIATE AD FOR COMMUNICATIONS	JASON MACBAIN
EMAIL	JASON.MACBAIN@UTA.EDU
ASSISTANT DIRECTOR OF COMMUNICATIONS	IAN APPLGATE
EMAIL	IAN.APPLGATE@UTA.EDU

SUN BELT CONFERENCE

LATEST RESULTS

THURSDAY, FEB. 17

TROY 67, GEORGIA STATE 56
 GEORGIA SOUTHERN 68, SOUTH ALABAMA 56

SATURDAY, FEB. 19

UTA 70, COASTAL CAROLINA 61
 APP STATE 73, TEXAS STATE 55
 LITTLE ROCK 73, ARKANSAS STATE 69
 LOUISIANA 73, ULM 53
 GEORGIA STATE 60, SOUTH ALABAMA 57 (OT)
 TROY 82, GEORGIA SOUTHERN 70

BOLD = HOME TEAM

THIS WEEK'S SCHEDULE

THURSDAY, FEB. 24

TROY AT APP STATE - 5 PM
 SOUTH ALABAMA AT COASTAL CAROLINA - 5 PM
 GEORGIA STATE AT LOUISIANA - 6 PM
 GEORGIA SOUTHERN AT ULM - 6:30 PM
 ARKANSAS STATE AT TEXAS STATE - 7 PM

FRIDAY, FEB. 24

LITTLE ROCK AT UTA - 11 AM

SATURDAY, FEB. 26

SOUTH ALABAMA AT APP STATE - 1 PM
 TROY AT COASTAL CAROLINA - 1 PM
 GEORGIA SOUTHERN AT LOUISIANA - 2 PM
 GEORGIA STATE AT ULM - 2 PM
 ARKANSAS STATE AT UTA - 2 PM
 LITTLE ROCK AT TEXAS STATE - 2 PM

ALL GAMES LISTED IN CENTRAL TIME ZONE

SUN BELT STANDINGS

SCHOOL	CONF	OVERALL	STREAK
TROY	11-2	20-7	W7
UT ARLINGTON	10-3	16-6	W1
LITTLE ROCK	7-3	14-8	W6
APP STATE	7-3	13-10	W2
TEXAS STATE	7-4	15-6	W2
LOUISIANA	8-5	13-12	L1
GEORGIA SOUTHERN	7-5	16-8	L1
ARKANSAS STATE	4-8	11-14	L2
COASTAL CAROLINA	3-8	13-9	L2
SOUTH ALABAMA	3-8	9-14	W1
GEORGIA STATE	2-8	8-15	L7
ULM	0-12	4-22	L15

2021-22 SUN BELT CONFERENCE PRESEASON AWARDS

PRESEASON ALL-CONFERENCE 1ST TEAM

PLAYER	SCHOOL
AJA BLOUNT	COASTAL CAROLINA
TYREONA DOUCET	LOUISIANA
BRANDI WILLIAMS	LOUISIANA
D'ANASIA HOOD	TEXAS STATE
FELMAS KORANGA	TROY

PRESEASON ALL-CONFERENCE 2ND TEAM

PLAYER	SCHOOL
JIREH WASHINGTON	ARKANSAS STATE
KIERRA BRIMZY	ULM
TERRY N MILTON	UTA
JASMINE ROBINSON	TROY
TIYAH JOHNSON	TROY

PRESEASON ALL-CONFERENCE 3RD TEAM

PLAYER	SCHOOL
MIACHAELA PORTER	APP STATE
DEAJA RICHARDSON	COASTAL CAROLINA
TERREN WARD	GEORGIA SOUTHERN
KENNEDY TAYLOR	TEXAS STATE
LAURYN THOMPSON	TEXAS STATE

PRESEASON SBC PLAYER OF THE YEAR

TYREONA DOUCET	LOUISIANA
----------------	-----------

PRESEASON COACHES POLL

PLACE	TEAM (1ST PLACE VOTES)	POINTS
1.	TROY (11)	142
2.	LOUISIANA (1)	124
3.	UTA	101
4.	TEXAS STATE	95
5.	LITTLE ROCK	92
6.	APP STATE	87
7.	GEORGIA STATE	70
8.	SOUTH ALABAMA	66
9.	GEORGIA SOUTHERN	54
10.	ARKANSAS STATE	47
11.	COASTAL CAROLINA	39
12.	ULM	19

TEAM STATS (CONFERENCE ONLY)

CATEGORY	FIGURE	SUN BELT RANK
SCORING OFFENSE	70.3	5TH
OPPONENT SCORING	63.9	3RD
SCORING MARGIN	+6.4	2ND
FREE THROW PCT.	.660	8TH
FIELD GOAL PCT.	.434	4TH
OPPONENT FIELD GOAL PCT.	.403	8TH
3-PT. FIELD GOAL PER GAME	4.1	10TH
3-PT. FIELD GOAL PCT.	.294	4TH
OPPONENT 3-PT. FIELD GOAL PCT.	.234	2ND
REBOUNDING AVERAGE	37.5	6TH
OPPONENT REBOUNDING AVERAGE	39.6	8TH
REBOUNDING MARGIN	-2.1	9TH
OFFENSIVE REBOUNDS	10.5	10TH
DEFENSIVE REBOUNDS	27.0	5TH
BLOCKS PER GAME	3.5	4TH
ASSISTS PER GAME	15.7	2ND
STEALS PER GAME	8.8	5TH
ASSIST-TO RATIO	1.1	1ST

SUN BELT WEEKLY AWARDS

DATE	PLAYER (SCHOOL)
11/16	SALI KOUROUMA (LITTLE ROCK)
11/23	SALI KOUROUMA (LITTLE ROCK)
11/30	AJA BLOUNT (COASTAL CAROLINA)
12/7	STARR JACOBS (UTA)
12/14	MYA BURNS (GEORGIA SOUTHERN)
12/21	AMBER LEGGETT (TROY)
12/28	FELMAS KORANGA (TROY)
1/4	STARR JACOBS (UTA)
1/11	KEYA PATTON (ARKANSAS STATE)
1/18	D'ANASIA HOOD (TEXAS STATE)
1/25	ALEXIA ALLESCH (APP STATE)
2/1	STARR JACOBS (UTA)
2/8	STARR JACOBS (UTA)
2/15	TERREN WARD (GEORGIA SOUTHERN)
2/22	FELMAS KORANGA (TROY)

KNOW YOUR OPPONENT | LITTLE ROCK



LITTLE ROCK PROBABLE STARTERS

#	NAME	POS.	CL.	STATS
0	RAZIYA POTTER	G	SR.	11.3 PPG, 2.3 RPG
2	SALI KOUROUMA	F	R-SO.	17.0 PPG, 5.5 RPG
12	TIA HARVEY	G	SO.	6.0 PPG, 3.0 APG
13	DARIEL JOHNSON	F	SR.	7.3 PPG, 7.1 RPG
24	MAYRA CAICEDO	G	SR.	7.3 PPG, 5.0 APG

- Little Rock comes in at 14-8 overall and 7-3 in Sun Belt play, winning six straight games. The Trojans' last loss actually came at the hands of UT Arlington on Jan. 29 in Little Rock, 64-53.

- The Trojans are 6-0 in the month of February, but only four of those wins come against Sun Belt opponents. Little Rock has defeated Louisiana, ULM, and A-State all on the road and also notched a home win over their rivals from Jonesboro. They also added a pair of wins over Philander Smith and Champion Christian.

- Seeding will be a huge play going into Thursday as the top four teams in the Sun Belt all face off against each other. Little Rock, currently sitting fourth, takes on UTA, who is currently second. Troy, the top team in the conference, battles App State, currently third, in Boone.

- As it has been for years, defense is the key for Little Rock in nearly every contest they play in. The Trojans come in 49th in the country in scoring defense as they hold opponents to 57.3 points per game, also good for first in the Sun Belt. That has also translated into the conference season.

- However, as good as the defense is, the offense can sometimes be the issue for the Trojans. In their loss to UTA in January, Little Rock had a season-low for UTA opponents of 53 points and was hampered by turnovers all afternoon.

- Sali Kourouma is third in the conference in points per game with 17.0 and has been the main offensive threat all season long for Little Rock. Mayra Caicedo checks in at second in the conference in assists per game with 5.0 and is second in total minutes played this season.

- Head Coach Joe Foley has over 800 wins in his illustrious coaching career and currently ranks fourth among active head coaches in wins.

- It will be the final meeting in Sun Belt play for both the Lady Mavs and the Trojans as both break off their separate ways to new homes. UT Arlington is heading west to the WAC starting in the fall, while Little Rock sets its sights on the OVC beginning this fall.

INDIVIDUAL LEADERS

UTA		LR	
SCORING		SCORING	
STARR JACOBS	20.4	SALI KOUROUMA	17.0
TERRYN MILTON	11.8	RAZIYA POTTER	11.3
FIELD GOAL PCT.		FIELD GOAL PCT.	
STARR JACOBS	.549	ANGELIQUE FRANCIS	.567
SHYIA SMITH	.527	AZARIA ROBINSON	.506
REBOUNDING		REBOUNDING	
STARR JACOBS	6.0	DARIEL JOHNSON	7.1
KATIE FERRELL	5.6	KRYSTAN VORNES	6.8
ASSISTS		ASSISTS	
KATIE FERRELL	4.5	MAYRA CAICEDO	5.0
TERRYN MILTON	4.1	TIA HARVEY	3.0
STEALS		STEALS	
STARR JACOBS	2.3	MAYRA CAICEDO	1.9
KATIE FERRELL	1.5	DARIEL JOHNSON	1.5
BLOCKED SHOTS		BLOCKED SHOTS	
KATIE FERRELL	0.8	DARIEL JOHNSON	1.3
CLAIRE CHASTAIN	0.8	AZARIA ROBINSON	0.7

TALE OF THE TAPE

UTA		LR
JACOBS, 20.4 PPG	LEADING SCORER	KOUROUMA, 17.0 PPG
68.9 PPG	POINTS PER GAME	60.5 PPG
65.7 PPG	POINTS ALLOWED	57.3 PPG
.428	FG PERCENTAGE	.399
.401	FG PERCENTAGE (DEFENSE)	.375
.37	3-PT MADE PER GAME	4.1
.259	3-PT PERCENTAGE	.290
.687	FREE THROW PERCENTAGE	.647
.371	REBOUNDS	36.9
-3.2	REBOUND MARGIN	+13
15.6	ASSISTS	13.1
3.4	BLOCKS	3.3
8.0	STEALS	7.4
1.1	ASSIST-TO-TURNOVER RATIO	0.8

NOTES

ROAD WARRIORS

The Lady Mavs have been unbelievable on the road this season. After a win at Coastal Carolina on Feb. 19, UTA concluded the best true road record in program history at 9-2, good for an .818 winning percentage.

During a stretch that played over December and January, UTA went 6-2 on the road, including an impressive 6-1 road mark in conference play. Head Coach Shereka Wright has now produced two straight seasons of winning records on the road.

Season	Record	%
2021-22	9-2	.818
2020-21	5-4	.555
2019-20	9-4	.692
2018-19	12-4	.750
2017-18	5-9	.357
2016-17	9-5	.642
2015-16	8-7	.533
2014-15	7-7	.500
2013-14	1-14	.066

UTA was terrific on the road in conference play, going 7-1 this season with its only loss coming by one point.

FIVE STARR

Starr Jacobs has put together an unbelievable season by every metric thus far for the Lady Mavs.

Jacobs is 16th in the country in points per game (20.4) and is on pace to become the first player in school history to average 20+ points per game in a season. She is ranked 27th nationally in field goals made (180), 24th in field goal percentage (.549), 53rd in total points (448), and 38th in free throw attempts (142). She is also in the Top 65 in steals per game with 2.27.

Jacobs has scored 10 or more points in all 22 contests this season and has scored 20 or more points in 11 games this season, including two games with 30 or more points. Additionally, Jacobs has made five or more field goals in every single contest this season and shot above 50% in 16 of 22 games.

She is averaging 21.2 points per game in conference play on 103 of 199 (.518) shooting from the field.

Jacobs is a four-time SBC Player of the Week selection this season. She scored 32 in a huge road win over Arkansas State on Jan. 27 before following that up with 33 points, 10 rebounds, four steals, three assists, and a block in the win over App State on Feb. 6.

She was also named to the NCAA Starting 5 after her terrific performance against App State.

Jacobs has scattered her name all over the record book this season. She has third-most made field goals in a game (14), as well as sixth and 11th, the third-most field goal attempts in a game (25), the 10th most points in a game (33), and is heading towards becoming the first player in school history to average over 20 points per game in a season.

**TAKING CARE OF BUSINESS... AND THE BALL**

A key reason for the Lady Mavs' success this season has been protecting the basketball.

UT Arlington leads the SBC and is 21st in the country in total turnovers with only 310 this season (14.1 per game). They have only turned it over 20 or more times once this season and have only gone over 15 turnovers as a team eight times.

UTA is first in the Sun Belt in assist-turnover ratio at 1.11 this season, good for 38th in the nation. In their 21 games played this season, UTA is 14-1 when they have a plus assists-turnover ratio and 11-1 overall when they have at least 15 assists or more as a team.

The Lady Mavs are 2-5 this season when they have a negative assist-turnover ratio, including three losses by 10 points or more. The Lady Mavs have 10 or more assists as a team in 20 of 22 games this season, including 26 against App State on Feb. 6, the fourth-most in a single game.

Two point guards have been a key factor in protecting the basketball as Terryn Milton and Katie Ferrell are first and second in the SBC in assist-to-turnover ratio and both in the Top 30 nationally.

Milton sits at 11th in the country with a 2.60 assist-turnover ratio, while Ferrell is 28th in the nation at 2.27. In conference play, Milton has bolstered an incredible 2.9 assist-turnover ratio in conference play, easily the best in the Sun Belt.

100 CONFERENCE DUBS

With the win over Coastal Carolina on Saturday, UT Arlington became the third school since 2013-14 when they joined the conference, to reach 100 Sun Belt victories, joining SBC powerhouses Little Rock and Troy.

They also became one of two schools to currently have eight straight 10 win SBC seasons, joining Troy in that mark.

Head Coach Shereka Wright is only the second coach in school history to start her career with back-to-back 10 win seasons in conference play, joining Samantha Morrow.

DOING IT ALL

Senior Claire Chastain has been getting involved in many different ways the last few weeks, hitting numerous career highs in different categories throughout the conference season.

Chastain hit a new career-high in rebounds on Jan. 15 against Georgia Southern, pulling down 13 total rebounds, including 11 defensive boards, the 10th most all-time in a single game. She finished with 15 points, all coming in the second half to lead a come-from-behind effort.

She then began to get it done with assists as she went for a new career-high with seven against App State on Feb. 6 before following that up with five a few days later against ULM on Feb. 10.

She kept that going into the Louisiana game on Feb. 12 as it was a block party for Chastain, going for a career-high five blocks against the Cajuns, the fourth-most in a single game in school history.

Chastain was at it again against Coastal, going for a season-high three steals in the win.

BIG KAT RANGE

Senior Katie Ferrell has caught fire from beyond the arc as of late.

After going 2 of 18 (.111) to start the year from deep, Ferrell has gone 16 of 30 (.533) from beyond the arc during the conference season, good for tops in the Sun Belt.

Ferrell has knocked down two or more 3-pointers in five conference contests, including three 3-pointers against Georgia Southern on Jan. 15. Her recent spurt has pushed her 3-point percentage near 40% as she is now 18 of 48 (.375) beyond the arc this season.

NOTES

60 IS THE MAGIC NUMBER

UT Arlington has seen a boost in offensive production this season, shooting over .428 as a team and averaging near 70 points per game. That has produced many wins for the Lady Mavs this season.

UTA is an impressive 16-2 this season when they score 60 points or more. Their two losses come by a combined total of 10 points. They are 0-4 when scoring less than 60 points with three losses by 10 points or more.

RED HOT SECOND HALVES

In 14 of the 16 games the Lady Mavs have won this season, big scoring second halves have been a vital piece.

UTA has outscored their opponents in all 14 of those halves, averaging 39.2 points while shooting 198 of 402 (.492) from the field.

OPP	FG %	PTS	RESULTS
SHSU	14-27 (.518)	39	W, 72-54
UH	13-26 (.500)	38	W, 69-66 (OT)
UNT	14-26 (.538)	39	W, 75-74 (OT)
UNLV	14-32 (.438)	41	W, 75-72
USF	11-23 (.478)	32	W, 61-56
RICE	15-30 (.500)	44	W, 73-65
ULM	13-30 (.433)	33	W, 72-56
GSU	13-29 (.448)	35	W, 82-68
TXST	16-32 (.500)	40	W, 69-67
TXST	15-34 (.441)	44	W, 72-65
ASU	21-33 (.636)	50	W, 90-87
APP	13-24 (.541)	44	W, 88-79
ULM	15-29 (.517)	35	W, 77-50
CCU	11-27 (.407)	37	W, 70-61
TOT	198-402 (.492)	550	14-0

UTA combined to shoot 64 of 186 (.344) and shot under 40% for the half in four of their six losses.

STARR NAMED TO NCAA STARTING 5

After being named Sun Belt Conference Player of the Week for the fourth time this season on Feb. 8, junior Starr Jacobs earned national recognition on Feb. 9 as she was named to the NCAA Starting 5, a national recognition for player's outstanding performances from the previous week.

Jacobs was incredible against App State, eclipsing numerous season-highs and career-highs in the orange and blue. She finished with a season-high 33 points to go with 10 rebounds, her first double-double this season, and added four steals, three assists, and a block to lead UTA to a huge 88-79 win, moving the Lady Mavs into first place in the SBC.

Jacobs is only the fifth player ever to score 30 or more points twice in a season and her 13 made field goals tied her for the sixth-most made baskets in program history. Her 25 attempts were the third-most in school history. Her 33 points were the 10th most point scored in a single game.

During a stretch of four games from Jan. 22 to Feb. 6,, Jacobs was averaging 29.2 points per game, good for third in the country.

It is the first time a Lady Mavs has earned this honor.

SHARING THE ROCK

Two all-time great guards continue to make their mark in the history book as Katie Ferrell and Terryn Milton continue to climb up the all-time assist ranks.

With an assist in the third quarter against Rice on Dec. 4, 2021, Ferrell tied Terra Wallace for second all-time in career assists with 409. Ferrell moved into sole possession of second

place early in the first quarter against Oklahoma State on Dec. 17, 2021.

Against #13/17 South Florida on Dec. 2, 2021, Ferrell became the third Lady Mav in school history to eclipse 400 career assists.

Ferrell will have an outside chance to become the all-time leader in assists as she is 92 behind Krystal Buchanan and 31 away from hitting 500 career assists.

Meanwhile, with her 10th assist in the fourth quarter against App State on Feb. 6, senior Terryn Milton has moved to fourth all-time in career assists as she matches Paige Smithers-Wojciak with 366. She passed Smithers-Wojciak with her first assists in the first quarter against ULM on Feb. 10.

Milton has jumped four spots in the past two months, moving from eighth all the way to fourth in the months of January and February.

Milton is 31 assists away from passing Terra Wallace and moving to third all-time, and 22 assists from eclipsing 400 career assists..

She had a season-high 10 assists against App State, putting together a masterful performance in leading to a double-double with 18 points and 10 dishes.

Milton, along with Ferrell, has become the second duo in school history from the same recruiting class to each have 300 or more assists in a career. Tamara Simmons and Shalyn Martin accomplished this feat in 2011.

Milton and Ferrell passed Simmons and Martin for the most assists by a duo in school history against Houston on Nov. 17 at 676. They became the first duo to surpass 700 combined assists in the win over UNLV on Nov. 27.

Ferrell is currently third in the SBC in assists with 4.5 per game, while Milton is fifth in the Sun Belt in assists per game with 4.2.

Player	Year	AST
1. Krystal Buchanan	2001-05	561
2. Katie Ferrell	2018-present	469
3. Terra Wallace	2003-07	409
4. Terryn Milton	2018-present	378
4. Paige Smithers-Wojciak	1982-86	366
6. Tamara Simmons	2007-11	341
7. Shalyn Martin	2007-11	334
8. Gale Haynes	1993-97	332
9. Cierra Johnson	2014-19	315
10. Carolyn Smith	1977-81	282

MISS DO-IT-ALL

Katie Ferrell continues to flash her all-time brilliance as one of the best all-around players in UTA Lady Mavs history.

After surpassing 500 points in her career recently, Ferrell is the only player in UTA history to have 500+ points (505), 500+ rebounds (660), 400+ assists (469), 200+ steals (205), and 75+ blocks (78).

HISTORIC WIN

The Lady Mavs knocked off No. 13 South Florida on Thursday, Dec. 2, 2021, inside the College Park Center.

It was the Lady Mavs first-ever win over a ranked opponent in program history. Prior to the USF win, the Lady Mavs were 0-73 against ranked opponents in the AP Poll era beginning in 1976-77.

It is also believed to be the first win for UTA in the Coaches Poll era as well, where USF was ranked No. 17.

NOTES

UTA TO JOIN THE WAC

The University of Texas at Arlington has officially accepted an invitation to join the Western Athletic Conference, ushering in a new era of Maverick athletics beginning July 1, 2022, and making UT Arlington the 15th member of the WAC and eighth school based in Texas during the 2022-23 academic year.

The WAC was formed in 1962 and is comprised of 13 current member institutions: Abilene Christian, California Baptist, Chicago State, Dixie State (to be renamed Utah Tech University beginning July 1), Grand Canyon, Lamar, New Mexico State, Sam Houston, Seattle, Stephen F. Austin, Tarleton, UTRGV and Utah Valley. Incarnate Word and Southern Utah will join the league along with UTA on July 1; Chicago State will exit the WAC in June.

UTA was a member of the Southland Conference – where it was joined by Abilene Christian, Lamar, Sam Houston, and SFA – for 48 years from 1963-2012. The Mavs were a former WAC member for one year in 2012-13, winning the men’s cross country championship and sharing the regular season baseball title. Since 2013-14, UTA has been a member of the Sun Belt.



OVERTIME IS KIND

UTA played back-to-back overtime games for the first time in school history, picking up a 69-66 win over Houston on Nov. 17 and a 75-74 win on the road against North Texas on Nov. 20. Those wins gave the Lady Mavs nine straight overtime wins.

02/04/16	at ULM	W, 53-41
11/15/17	at UTSA	W, 69-68
01/25/18	at Georgia State	W, 81-76
02/10/18	Texas State	W, 61-59
12/17/18	at Houston	W, 65-61
01/10/19	App State	**W, 99-94
02/23/19	at ULM	W, 60-56
11/17/21	Houston	W, 69-66
11/20/21	at North Texas	W, 75-74

* Indicates how many overtimes if more than one

UTA is now 19-18 all-time in overtime games and 16-15 in one overtime games. The last time the Lady Mavs lost an overtime game was on Feb. 12, 2015, when UTA fell to Texas State on the road, 65-58.

VANDIJK’S NUMBER 44 RETIRED

Former UTA great Rebekah VanDijk had her No. 44 jersey retired against Texas State in a halftime ceremony on Jan. 20, 2022.

VanDijk was a four-year starter out of Nazareth, Texas, and averaged 13.9 points per game in her career to go with 9.2 rebounds and 1.7 blocks. She was a first team Mid-Major All-American selection in 2015, a four-time SBC All-Conference selection, and the 2015 SBC Freshman of the Year.

She holds the following program records:

- Rebounds – 1,117 (1st)
- Field Goals Made – 661 (2nd)
- Field Goal Percentage – .548 (2nd)
- Blocked Shots – 203 (2nd)
- Points – 1,676 (3rd)
- Free Throws Made – 354 (3rd)
- Rebound Average – 9.2 (5th)

HOME SWEET HOME

The UTA women have called the College Park Center home since February 1, 2012, when they defeated UTSA in their first contest in their new home arena, 51-40. Since then, the Lady Mavs have compiled a home record of 87-54, including five seasons with 10 or more wins.

Since the 2016-17 season, the Lady Mavs have been remarkable at home as they have put together an impressive 65-17 record, including a 40-8 record in Sun Belt play as they have not lost more than two games inside their home arena.

Lady Mavs Home Record

Year	CPC Record
2021-22	7-3
2020-21	8-1
2019-20	12-4
2018-19	12-3
2017-18	13-2
2016-17	11-3
2015-16	7-8
2014-15	10-5
2013-14	3-11
2012-13	3-10
2011-12	1-4
Total	87-54



On Nov. 11 against #7/8 Baylor, the Lady Mavs set an attendance record for a standalone women’s basketball game with 2,216 fans. Additionally, 777 students were also in attendance, a record for student tickets sold at a standalone women’s game.

AMONG THE ELITE

UTA has been one of the top teams in the Sun Belt Conference year in and year out since joining the league in 2013-14. The Lady Mavs have been .500 or better every year except their first season. UTA has currently won 10 or more conference games in eight straight seasons, a conference-leading mark they hold with Troy.

	Team	Wins
1.	Little Rock	120
2.	Troy	113
3.	UTA	100
4.	Arkansas State	86
	Louisiana	86
6.	Texas State	85
7.	South Alabama	63
8.	App State	62
9.	Georgia State	61
10.	Coastal Carolina	44
11.	Georgia Southern	37
12.	ULM	31

2021-22 NUMERICAL ROSTER

#	NAME	POSITION	HEIGHT	YR	HOMETOWN	PREVIOUS SCHOOL
0	STEPHANIE MOSLEY	F	6-0	FR.	MANSFIELD, TEXAS	TIMBERVIEW
1	OLYMPIA CHANEY	G	5-8	FR.	ATLANTA, GA.	FOREST PARK
2	RENIYA JONES	G	5-8	FR.	WASHINGTON D.C.	NEW HOPE ACADEMY
4	STARR JACOBS	F	6-2	JR.	DALLAS, TEXAS	DUNCANVILLE / HOUSTON / TEMPLE COLLEGE
5	AALIYAH MCMILLAN	G	5-8	FR.	SAN ANTONIO, TEXAS	BYRON P. STEELE
11	CASSIDEE KINSLOW	F	6-0	FR.	HUNTINGTON BEACH, CALIF.	HUNTINGTON BECH
20	CLAIRE CHASTAIN	G	6-0	SR.	SHAWNEE, OKLA.	DALE
21	TERRYN MILTON	G	5-9	SR.	OWASSO, OKLA.	OWASSO
23	CAMRYN HAWKINS	G	5-10	SR.	ALBUQUERQUE, N.M.	RIO RANCHO
24	DE'SHA BENJAMIN	G	6-0	SR.	AUGUSTA, GA.	LUCY C. LANEY / ALABAMA
32	JORDYN TURNER	F	6-2	FR.	OKLAHOMA CITY, OKLA.	CASADY
34	SHYIA SMITH	F	5-11	SR.	IDABEL, OKLA.	IDABEL / WICHITA STATE
41	KATIE FERRELL	G	6-1	SR.	PLANO, TEXAS	PLANO
45	EMMA HALVERSON	F	6-3	SR.	PLANO, TEXAS	PLANO

2021-22 ALPHABETICAL ROSTER

#	NAME	POSITION	HEIGHT	YR	HOMETOWN	PREVIOUS SCHOOL
24	DE'SHA BENJAMIN	G	6-0	SR.	AUGUSTA, GA.	LUCY C. LANEY / ALABAMA
1	OLYMPIA CHANEY	G	5-8	FR.	ATLANTA, GA.	FOREST PARK
20	CLAIRE CHASTAIN	G	6-0	SR.	SHAWNEE, OKLA.	DALE
41	KATIE FERRELL	G	6-1	SR.	PLANO, TEXAS	PLANO
45	EMMA HALVERSON	F	6-3	SR.	PLANO, TEXAS	PLANO
23	CAMRYN HAWKINS	G	5-10	SR.	ALBUQUERQUE, N.M.	RIO RANCHO
4	STARR JACOBS	F	6-2	JR.	DALLAS, TEXAS	DUNCANVILLE / HOUSTON / TEMPLE COLLEGE
2	RENIYA JONES	G	5-8	FR.	WASHINGTON D.C.	NEW HOPE ACADEMY
11	CASSIDEE KINSLOW	F	6-0	FR.	HUNTINGTON BEACH, CALIF.	HUNTINGTON BECH
5	AALIYAH MCMILLAN	G	5-8	FR.	SAN ANTONIO, TEXAS	BYRON P. STEELE
21	TERRYN MILTON	G	5-9	SR.	OWASSO, OKLA.	OWASSO
0	STEPHANIE MOSLEY	F	6-0	FR.	MANSFIELD, TEXAS	TIMBERVIEW
34	SHYIA SMITH	F	5-11	SR.	IDABEL, OKLA.	IDABEL / WICHITA STATE
32	JORDYN TURNER	F	6-2	FR.	OKLAHOMA CITY, OKLA.	CASADY

COACHING STAFF

NAME	POSITION	UTA EXPERIENCE
SHEREKA WRIGHT	HEAD COACH	2ND SEASON
AUSTIN KELLY	ASSISTANT COACH	1ST SEASON
ROSALYN TINDEL	ASSISTANT COACH	2ND SEASON
SEAN EHLBECK	ASSISTANT COACH	2ND SEASON

SUPPORT STAFF

NAME	POSITION
KAELYNN BOYD	DIRECTOR OF BASKETBALL OPERATIONS
JORDYNN HERNANDEZ	GRADUATE ASSISTANT
SHAHADA ARTBERRY	STRENGTH AND CONDITIONING COACH
TASHA KOONTZ	ASSOCIATE ATHLETIC TRAINER
ANDREA AYERS	VIDEO COORDINATOR
JAMES HILL	ASST. DIRECTOR FOR COMMUNICATIONS / WBB CONTACT

HEAD COACH SHEREKA WRIGHT | 2ND SEASON



THE WRIGHT FILE

PERSONAL

HOMETOWN COPPERAS COVE, TEXAS
CHILDREN DAUGHTER, LENNOX
HIGH SCHOOL COPPERAS COVE HS
COLLEGE PURDUE (2004)

COACHING RESUME

2020-PRESENT UTA | HEAD COACH
2018-20 VANDERBILT | ASSOCIATE HEAD COACH/RECRUITING COORDINATOR
2013-18 ALABAMA | ASSISTANT COACH
2006-13 TEXAS TECH | ASSISTANT COACH

PLAYING CAREER

WNBA, PHOENIX MERCURY 2004-06
PURDUE 2001-04

PLAYING HONORS

PROFESSIONAL - WNBA, PHOENIX MERCURY
 » 13th overall pick in the 2004 WNBA Draft (Detroit Shock)
 » Traded to the Phoenix Mercury on draft night
 » Spent two seasons with the Phoenix Mercury until an injury brought her pro career to an end

COLLEGE - PURDUE

» Named to the Purdue Athletics Hall of Fame in 2020
 » The only 3x All-American in Purdue program history
 » 1 of only 3 2,000-point scorers and 3x first-team All-Big Ten players in Purdue program history
 » 2x Big Ten regular season (2001, 2002) and tournament (2003, 2004) champion
 » 2x Big Ten Tournament Most Outstanding Player
 » Amassed 2,251 points (2nd in Purdue history) and 793 rebounds (7th) over the course of her career, to go with 177 blocked shots (10th), 291 assists (17th) and 129 steals
 » Her 350 offensive rebounds are the most in Purdue women's basketball history
 » Made and attempted more free throws than any player in Big Ten Conference history, going 776-of-1,071 from the line
 » Named to the 2001 Women's Final Four All-Tournament team as Purdue finished as the national runner-up
 » Finalist for National Player of the Year honors as a junior and a senior

HIGH SCHOOL - COPPERAS COVE HS

» Inducted into the Texas High School Basketball Hall of Fame in May 2011
 » USA Basketball Women's World University Games (2001)
 » 2000 USA Today Player of the Year
 » 2000 Gatorade National Player of the Year
 » 2000 Rawlings/WBCA Player of the Year
 » Parade and Nike/WBCA All-American
 » Set school records with 3,269 points, 1,148 rebounds and 220 blocks
 » At the time, she was just the 36th player in the country and 4th Texan to record 3,000 points in a career

Former WNBA player and Power 5 Associate Head Coach Shereka Wright was named UTA's 10th head women's basketball coach on Sept. 4, 2020 by Director of Athletics Jim Baker.

In her rookie campaign as a head coach, Wright led the Lady Mavs through an interesting season that saw multiple stoppages due to COVID, COVID opt-outs, injuries and games postponed/canceled. Wright and the Lady Mavericks finished the season with a 13-7 overall record and 11-4 record in Sun Belt Conference play.

Wright secured her first career win in the 2020-21 season opener against Texas A&M-Commerce at College Park Center on Nov. 25. UTA went on to earn the West Division's No. 2 seed in the SBC Tourney, falling to App State in Quarterfinals.

Despite the challenges that were thrown their way in 2020-21, Wright and the Lady Mavs led the Sun Belt in scoring defense (54.0 ppg), field goal percentage defense (34.8%) and three-point percentage defense (26.7%) and ranked top-3 in scoring margin (2nd; +7.0), three-point percentage (3rd; 32.3%), assists (2nd; 14.9 apg) and assist/turnover ratio (2nd; 0.9).

In the national rankings, the 2020-21 edition of the Lady Mavs ranked in the Top-50 nationally in multiple categories, including scoring defense (10th), field-goal percentage (12th) and three-point percentage defense (20th).

Wright – a Texas High School Hall of Fame member and former longtime assistant coach at Texas Tech – brings her impressive resume to the Lady Mavericks after spending two seasons (2018-20) with Vanderbilt, five years at Alabama (2013-18) and seven campaigns in Lubbock (2006-13).

A native of Copperas Cove just west of Fort Hood, Wright was the 2000 National Player of the Year her senior season at Copperas Cove High School after averaging 25 points and 10 rebounds per game.

Known nationally as a strong recruiter, Wright – who served as Vanderbilt's recruiting coordinator – helped bring a pair of ESPNW top 100 players to the Commodores' Class of 2019, including Koi Love, who became the first player in school history to earn back-to-back SEC Freshman of the Week honors.

Prior to Vandy, Wright was a critical part of Alabama's resurgence and helped the Crimson Tide to consecutive 20-win seasons, which included the quarterfinals of the 2018 WNIT. Under Wright's tutelage, Alabama forward Ashley Williams finished her career ranked 9th in school history in scoring (1,450) and 5th in rebounding (859).

Additionally, under Wright's direction, SEC All-Freshman selection Ashley Knight set the Alabama single-season record and led the league in blocks with 90, becoming the first player in program history to finish as the SEC's leader in blocks.

Wright also was instrumental in constructing a signing class that ranked in the top 25 nationally, featuring both the Alabama and Mississippi high school players of the year.

Wright began her coaching career at Texas Tech and was responsible for the perimeter players, recruiting, scouting, academics and equipment. She helped the Lady Raiders advance to the postseason five times, and posted 20+ win seasons each of the last three years – including advancing to the NCAA Tournament twice.

Wright was selected as the 13th overall pick in the 2004 WNBA Draft by the Detroit Shock after a stellar career at Purdue. She was traded to the Phoenix Mercury on draft night, and spent two seasons with them until an injury brought her professional playing career to an end in 2006.

A prolific player, Wright remains to this day the only three-time All-American in Purdue women's basketball history. She was just the third Boilermaker in program history to be named All-Big Ten First Team on three occasions, and was a finalist for National Player of the Year as both a junior and senior. As a freshman in 2001, Wright was named to the NCAA Final Four All-Tournament Team.

Wright amassed 2,251 points (2nd in Purdue history) and 793 rebounds (7th) over the course of her career, to go with 177 blocked shots (10th), 291 assists (17th) and 129 steals. Her 350 offensive rebounds are the most in school history. Wright made and attempted more free throws than any player in Big Ten history, going 776 for 1,071 from the line.

Throughout her four-year career, Purdue appeared in four NCAA tournaments, advancing to the National Championship Final in 2001, the Elite Eight in 2003 and the Sweet Sixteen in 2004. Purdue won two Big Ten regular-season titles (2001, 2002) and a pair of Big Ten Tournament crowns (2003, 2004) with Wright being named Most Outstanding Player both times.

Wright, who graduated from Purdue in 2004 with a degree in health and fitness, was inducted into the Purdue Athletics Hall of Fame earlier this year.

As a high school player, Wright set Copperas Cove records with 3,269 points, 1,148 rebounds and 220 blocks. At the time of her graduation, she was just the 36th player in the country and only the 4th Texan to record 3,000 points in a high school career.

TRENDS

OVERALL	16-6
HOME	7-3
AWAY	9-2
NEUTRAL	0-1
DURING THE DAY	10-4
AT NIGHT (6 P.M. OR LATER)	6-2
SUN BELT (INCLUDING SBC TOURNEY)	10-3
SUN BELT HOME	3-2
SUN BELT AWAY	7-1
SUN BELT NEUTRAL	0-0
VS. RANKED TEAMS	1-1
VS. TEAM RECEIVING VOTES	0-0
WHITE UNIFORMS	8-4
BLUE UNIFORMS	8-2
ORANGE UNIFORMS	0-0
PINK UNIFORMS	0-0

LEADS/OVERTIME

LEADING AFTER 1ST QUARTER	11-5
TRAILING AFTER 1ST QUARTER	5-1
TIED AFTER 1ST QUARTER	0-0
LEADING AT HALFTIME	9-1
TRAILING AT HALFTIME	6-4
TIED AT HALFTIME	1-1
LEADING AFTER 3RD QUARTER	11-3
TRAILING AFTER 3RD QUARTER	3-3
TIED AFTER 3RD QUARTER	2-0
GAMES DECIDED BY 1-5 POINTS	7-2
GAMES DECIDED BY 6-10 POINTS	4-1
GAMES DECIDED BY 11-15 POINTS	2-2
GAMES DECIDED BY 16 POINTS OR MORE	3-1
OVERTIME GAMES	2-0

OFFENSE

SCORING FIRST	9-4
OPPONENT SCORES FIRST	7-2
SCORING LESS THAN 60 POINTS	0-4
SCORING 60-69 POINTS	5-1
SCORING 70-79 POINTS	8-1
SCORING 80-89 POINTS	2-0
SCORING 90-99 POINTS	1-0
SCORING 100+ POINTS	0-0
WHEN SHOOTING 40+%	14-2
WHEN SHOOTING LESS THAN 40%	2-4
WHEN MAKING 0-5 3-POINT FGS	13-6
WHEN MAKING 6-10 3-POINT FGS	3-0
WHEN MAKING 11-15 3-POINT FGS	0-0
WHEN MAKING 16-20 3-POINT FGS	0-0
WHEN MAKING 21+ 3-POINT FGS	0-0

DEFENSE/TURNOVERS

WHEN OUTREBOUNDING OPPONENT	7-1
WHEN OUTREBOUNDED	9-5
WHEN FORCING 15+ TURNOVERS	10-3
WHEN COMMITTING LESS THAN 15 TURNOVERS	10-3
WHEN COMMITTING 15+ TURNOVERS	6-3

BEST & WORST

FOR UTA

MOST 1ST QUARTER POINTS	29. 2X LAST AT GEORGIA STATE (JAN. 13, 2022)
FEWEST 1ST QUARTER POINTS	11. 2X LAST AT TEXAS STATE (JAN. 22, 2022)
MOST 2ND QUARTER POINTS	24. AT UNLV (NOV. 27, 2021)
FEWEST 2ND QUARTER POINTS	6. AT GEORGIA SOUTHERN (JAN. 15, 2022)
MOST 1ST HALF POINTS	47. AT GEORGIA STATE (JAN. 13, 2022)
FEWEST 1ST HALF POINTS	23. 3X LAST VS. LOUISIANA (FEB. 12, 2022)
MOST 3RD QUARTER POINTS	27. 2X LAST AT ARKANSAS STATE (JAN. 27, 2022)
FEWEST 3RD QUARTER POINTS	9. 2X LAST VS. TROY (JAN. 8, 2022)
MOST 4TH QUARTER POINTS	28. VS. APP STATE (FEB. 6, 2022)
FEWEST 4TH QUARTER POINTS	6. AT LOUISIANA (DEC. 30, 2021)
MOST 2ND HALF POINTS	50. AT ARKANSAS STATE (JAN. 27, 2022)
FEWEST 2ND HALF POINTS	21. 2X LAST VS. TROY (JAN. 8, 2022)
BIGGEST LEAD	32. 2X LAST VS. ULM (FEB. 10, 2022)
BIGGEST DEFICIT	30. VS. BAYLOR (NOV. 11, 2021)
BIGGEST HALFTIME LEAD	21. AT GEORGIA STATE (JAN. 13, 2022)
BIGGEST HALFTIME DEFICIT	15. VS. HOUSTON (NOV. 17, 2021)
BEST 1ST HALF FG%	56.2%. VS. KANSAS CITY (NOV. 28, 2021)
WORST 1ST HALF FG%	29.0%. VS. HOUSTON (NOV. 17, 2021)
BEST 2ND HALF FG%	63.6%. AT ARKANSAS STATE (JAN. 27, 2022)
WORST 2ND HALF FG%	21.8%. VS. TROY (JAN. 8, 2022)

FOR OPPONENTS

MOST POINTS	87. AT ARKANSAS STATE (JAN. 27, 2022)
LEAST POINTS	53. AT LITTLE ROCK (JAN. 29, 2022)
MOST 1ST QUARTER POINTS	28. 2X LAST AT ARKANSAS STATE (JAN. 27, 2022)
FEWEST 1ST QUARTER POINTS	6. AT LITTLE ROCK (JAN. 29, 2022)
MOST 2ND QUARTER POINTS	30. VS. HOUSTON (NOV. 17, 2021)
FEWEST 2ND QUARTER POINTS	10. AT NORTH TEXAS (NOV. 20, 2021)
MOST 1ST HALF POINTS	46. AT ARKANSAS STATE (JAN. 27, 2022)
FEWEST 1ST HALF POINTS	21. AT LITTLE ROCK (JAN. 29, 2022)
MOST 3RD QUARTER POINTS	22. VS. NORTH TEXAS (NOV. 20, 2021)
FEWEST 3RD QUARTER POINTS	9. 2X LAST AT ULM (JAN. 1, 2022)
MOST 4TH QUARTER POINTS	26. 4X LAST VS. LOUISIANA (FEB. 12, 2022)
FEWEST 4TH QUARTER POINTS	11. VS. ULM (FEB. 11, 2022)
MOST 2ND HALF POINTS	45. VS. APP STATE (FEB. 6, 2022)
FEWEST 2ND HALF POINTS	23. VS. HOUSTON (NOV. 17, 2021)

LAST TIME A UTA...

TEAM

SCORED 100 POINTS.....	UTA 101, GEORGIA SOUTHERN 73 (FEB. 29, 2020)
SCORED 100 POINTS IN A SBC GAME.....	UTA 101, GEORGIA SOUTHERN 73 (FEB. 29, 2020)
BEAT AN AP RANKED TEAM.....	UTA 61, #13 SOUTH FLORIDA 56 (DEC. 2, 2021)
BEAT A COACHES POLL RANKED TEAM.....	UTA 61, #17 SOUTH FLORIDA 56 (DEC. 2, 2021)
BEAT A POWER 5 TEAM.....	UTA 57, KANSAS STATE 53 (NOV. 24, 2019)
SCORED 30 POINTS IN A QUARTER.....	31 (1Q) VS. TEXAS STATE (MAR. 10, 2020)
SCORED 60 POINTS IN A HALF.....	NEVER
SCORED 50 POINTS IN A HALF.....	50 AT ARKANSAS STATE (JAN. 27, 2022)
HELD OPPONENT UNDER 40 POINTS.....	+22 VS. TEXAS A&M-COMMERCE (NOV. 25, 2020)
HAD A 20+ REBOUNDING MARGIN.....	37 VS. ULM (JAN. 9, 2021)
ATTEMPTED 35 FREE THROWS.....	37 VS. EASTERN NEW MEXICO (DEC. 11, 2016)
ATTEMPTED 40 FREE THROWS.....	41 VS. ABILENE CHRISTIAN (NOV. 27, 2013)
ATTEMPTED 50 FREE THROWS.....	51 VS. SOUTH FLORIDA (DEC. 3, 1993)
ATTEMPTED 5 FREE THROWS OR LESS.....	5 VS. ARKANSAS STATE (JAN. 29, 2021)
MADE 20 FREE THROWS.....	21 VS. APP STATE (FEB. 6, 2022)
MADE 25 FREE THROWS.....	28 VS. GEORGIA STATE (FEB. 26, 2014)
MADE 30 FREE THROWS.....	30 VS. TROY (MAR. 2, 2019)
HAD 25+ ASSISTS.....	26 VS. APP STATE (FEB. 6, 2022)
HAD 20+ STEALS.....	21 VS. TEXAS A&M-COMMERCE (NOV. 25, 2020)
HAD 15-19 STEALS.....	15 VS. ARKANSAS STATE (JAN. 29, 2021)
HAD 10+ BLOCKS.....	10 VS. ULM (JAN. 8, 2015)
PLAYED AN OVERTIME GAME.....	UTA 75, NORTH TEXAS 74 (NOV. 20, 2021)
WON AN OVERTIME GAME.....	UTA 75, NORTH TEXAS 74 (NOV. 20, 2021)
LOST AN OVERTIME GAME.....	TEXAS STATE 65, UTA 58 (FEB. 12, 2015)
PLAYED A DOUBLE OVERTIME GAME.....	UTA 99, APP STATE 94 (JAN. 10, 2019)
PLAYED A THREE OR MORE OVERTIMES.....	30T, MARSHALL 97, UTA 91 (DEC. 18, 2007)
SHOT 60% IN A GAME.....	41-68 (.603), AT ARKANSAS STATE (JAN. 17, 2019)
SHOT UNDER 30% FOR A GAME.....	18-70 (.257) VS. TROY (JAN. 8, 2022)
SHOT UNDER 20% FOR A HALF.....	4-29 (.138) VS. SOUTH ALABAMA (MAR. 11, 2020)
SHOT 90% AT FREE THROW LINE (MIN. 10).....	18-20 (.900) VS. ARKANSAS STATE (JAN. 30, 2021)
SHOT 50% FROM 3-PT LINE.....	5-10 (.500) AT ARKANSAS STATE (JAN. 27, 2022)
MADE 10 3-POINTERS IN A GAME.....	14 VS. GEORGIA SOUTHERN (FEB. 29, 2020)
FAILED TO MAKE A 3-POINTER.....	AT OKLAHOMA STATE (DEC. 17, 2021)
HAD AT LEAST 60 REBOUNDS.....	64 VS. SAM HOUSTON (JAN. 31, 2018)
HAD AT LEAST 50 REBOUNDS.....	56 VS. TEXAS A&M-COMMERCE (NOV. 25, 2020)
SCORED LESS THAN 10 POINTS IN A QUARTER.....	6 (2Q), AT GEORGIA SOUTHERN (JAN. 15, 2022)
SCORED LESS THAN 20 POINTS IN THE FIRST HALF.....	16, AT LOUISIANA (FEB. 8, 2021)
SCORED LESS THAN 20 POINTS IN THE SECOND HALF.....	18, AT TEXAS STATE (FEB. 12, 2021)
SCORED UNDER 40 POINTS IN A GAME.....	38, AT LOUISIANA (FEB. 17, 2018)

PLAYER

SCORED 25 POINTS.....	28, STARR JACOBS AT TEXAS STATE (JAN. 22, 2022)
SCORED 30 POINTS.....	33, STARR JACOBS VS. APP STATE (FEB. 6, 2022)
SCORED 35 POINTS.....	36, TERRA WALLACE AT TEXAS A&M-CC (JAN. 20, 2007)
SCORED 40 OR MORE POINTS.....	44, CAROLYN SMITH VS. TEXAS WESLEYAN (FEB. 4, 1978)
ATTEMPTED 25 FIELD GOALS.....	25, STARR JACOBS VS. APP STATE (FEB. 6, 2022)
HAD 5 BLOCKS.....	5, REBEKAH VANDIJK VS. ULM (JAN. 20, 2018)
HAD 10 BLOCKS.....	13, SHANNON SPRIGGS VS. ULM (JAN. 7, 1995)
HAD 5 STEALS.....	5, TERRYIN MILTON AT ULM (JAN. 1, 2022)
HAD 10 STEALS.....	10, JEANNINE CURRY VS. SOUTHEASTERN LA (JAN. 5, 1985)
HAD 10 ASSISTS.....	10, TERRYIN MILTON VS. APP STATE (FEB. 6, 2022)
HAD 12 ASSISTS.....	12, TERRYIN MILTON VS. GEORGIA SOUTHERN (FEB. 29, 2020)
HAD 15 ASSISTS.....	NEVER
HAD 15 REBOUNDS.....	15, MARIE BENSON VS. TEXAS STATE (FEB. 22, 2020)
HAD 20 REBOUNDS.....	22, CANDICE CHAMPION VS. CENTRAL ARKANSAS (FEB. 21, 2009)
HAD 10 MADE FIELD GOALS.....	13, STARR JACOBS VS. APP STATE (FEB. 6, 2022)
HAD 15 MADE FIELD GOALS.....	15, CANDICE CHAMPIONS VS. TEXAS A&M-CC (MAR. 7, 2009)
HAD 5 THREE-POINT FIELD GOALS.....	5, CLAIRE CHASTAIN AT APP STATE (JAN. 9, 2020)
RECORDED A DOUBLE-DOUBLE.....	STARR JACOBS, 33 PTS-10 REB VS. APP STATE (FEB. 6, 2022)
RECORDED A TRIPLE-DOUBLE.....	KRYSTAL BUCHANAN, 23 PTS-10 REB-10 AST VS. SAM HOUSTON (JAN. 14, 2002)
RECORDED CONSECUTIVE DOUBLE-DOUBLES.....	MARIE BENSON, 17 PTS-14 REB VS. LITTLE ROCK AND 20 PTS-15 REB VS. TEXAS STATE (FEB. 15 & 22, 2020)
FIVE PLAYERS SCORED IN DOUBLE FIGURES.....	STARR JACOBS, DE'SHA BENJAMIN, KATIE FERRELL, CLAIRE CHASTAIN, SHYIA SMITH AT ARKANSAS STATE (JAN. 27, 2022)
NO PLAYERS SCORED IN DOUBLE FIGURES.....	AT BAYLOR (NOV. 13, 2015)
TWO PLAYERS SCORED 20 POINTS.....	STARR JACOBS (27) & DE'SHA BENJAMIN (20) VS. KANSAS CITY (NOV. 28, 2021)
TWO PLAYERS HAD 10 REBOUNDS.....	MARIE BENSON (14) & KATIE FERRELL (11) AT ULM (MAR. 7, 2020)
THREE PLAYERS HAD 10 REBOUNDS.....	KATIE FERRELL (11), EMMA HALVERSON (11), & BRE WICKWARE (10) VS. TEXAS A&M-COMMERCE (NOV. 25, 2020)
PLAYED EVERY MINUTE.....	40, CRYSTAL ALLEN AT GEORGIA TECH (DEC. 10, 2017)
PLAYED MORE THAN 40 MINUTES.....	43, CIERRA JOHNSON AT ULM (FEB. 23, 2019)
BACK-TO-BACK 20 POINT GAMES.....	STARR JACOBS AT LITTLE ROCK (24) AND VS. APP STATE (33) (JAN. 29 & FEB. 6, 2022)
BACK-TO-BACK 25 POINT GAMES.....	STARR JACOBS AT TEXAS STATE (28) AND AT ARKANSAS STATE (32) (JAN. 22 & 27, 2022)

DOUBLE-DIGIT PERFORMANCES

	10+ POINTS	20+ POINTS	30+ POINTS	10+ REBOUNDS	10+ ASSISTS	DOUBLE-DOUBLE
DE'SHA BENJAMIN	7	3				
OLYMPIA CHANEY						
CLAIRE CHASTAIN	6			1		1
KATIE FERRELL	3			1		
EMMA HALVERSON	1					
CAMRYN HAWKINS	1					
STARR JACOBS	11	11	2	1		1
RENIYA JONES						
CASSIDEE KINSLOW						
AALIYAH MCMILLAN						
TERRYN MILTON	13	1		1	1	2
STEPHANIE MOSLEY						
SHYIA SMITH	5					
JORDYN TURNER						

TOP PERFORMANCES

UTA HIGHS

POINTS	33, STARR JACOBS VS. APP STATE (FEB. 6, 2022)
POINTS IN A QUARTER	13 (4Q), STARR JACOBS AT TEXAS STATE (JAN. 22, 2022)
POINTS IN A HALF	20 (1H), 3X LAST STARR JACOBS VS. APP STATE (FEB. 6, 2022)
FIELD GOALS	14, STARR JACOBS AT UNLV (NOV. 27, 2021)
FIELD GOALS ATTEMPTED	25, STARR JACOBS VS. APP STATE (FEB. 6, 2022)
FG % (MIN. 5 MADE)	6-8 (.750), 3X LAST SHYIA SMITH VS. ULM (FEB. 10, 2022)
3PT FIELD GOALS	4, DE'SHA BENJAMIN AT NORTH TEXAS (NOV. 27, 2021)
3PT FG ATTEMPTED	8, DE'SHA BENJAMIN AT NORTH TEXAS (NOV. 27, 2021)
3PT FG % (MIN. 2 MADE)	2-2 (1.000), 2X LAST KATIE FERRELL AT ARKANSAS STATE (JAN. 27, 2022)
FREE THROWS	10, 2X LAST STARR JACOBS AT LITTLE ROCK (JAN. 29, 2022)
FREE THROW ATTEMPTS	12, 2X LAST STARR JACOBS AT LITTLE ROCK (JAN. 29, 2022)
FREE THROW % (MIN. 5 MADE)	8-8 (1.000), SHYIA SMITH VS. SAM HOUSTON (NOV. 13, 2021)
REBOUNDS	13, CLAIRE CHASTAIN AT GEORGIA SOUTHERN (JAN. 15, 2022)
ASSISTS	10, TERRYN MILTON VS. APP STATE (FEB. 6, 2022)
TURNOVERS	6, DE'SHA BENJAMIN AT OKLAHOMA STATE (DEC. 17, 2021)
BLOCKED SHOTS	5, CLAIRE CHASTAIN VS. LOUISIANA (FEB. 12, 2022)
STEALS	5, 3X LAST TERRYN MILTON AT ULM (JAN. 1, 2022)

OPPONENT HIGHS

POINTS	38, NAOMIE ALNTAS, KANSAS CITY (NOV. 28, 2021)
POINTS IN A QUARTER	17 (4Q), NAOMIE ALNTAS, KANSAS CITY (NOV. 28, 2021)
POINTS IN A HALF	26 (2H), NAOMIE ALNTAS, KANSAS CITY (NOV. 28, 2021)
FIELD GOALS	12, NAOMIE ALNTAS, KANSAS CITY (NOV. 28, 2021)
FIELD GOALS ATTEMPTED	24, LAUREN FIELDS, OKLAHOMA STATE (DEC. 17, 2021)
FG % (MIN. 5 MADE)	8-9 (.889), NALYSSA SMITH, BAYLOR (NOV. 11, 2021)
3PT FIELD GOALS	6, NAOMIE ALNTAS, KANSAS CITY (NOV. 28, 2021)
3PT FG ATTEMPTED	11, 2X LAST QUINCY NOBLE, NORTH TEXAS (NOV. 20, 2021)
3PT FG % (MIN. 2 MADE)	6-7 (.857), NAOMIE ALNTAS, KANSAS CITY (NOV. 28, 2021)
FREE THROWS	8, NAOMIE ALNTAS, KANSAS CITY (NOV. 28, 2021)
FREE THROW ATTEMPTS	10, MAKAYIA HALLMON, LOUISIANA (FEB. 12, 2022)
FREE THROW % (MIN. 5 MADE)	5-5 (1.000), NALYSSA SMITH, BAYLOR (NOV. 11, 2021)
REBOUNDS	20, BETHY MUNUNGA, SOUTH FLORIDA (DEC. 2, 2021)
ASSISTS	11, ELISA PINZAN, SOUTH FLORIDA (DEC. 2, 2021)
TURNOVERS	7, 2X LAST TYREONA DOUCET, LOUISIANA (FEB. 12, 2022)
BLOCKED SHOTS	6, JHILEIYA DUNLAP, TROY (JAN. 8, 2022)
STEALS	5, TANIYAH WORTH, GEORGIA STATE (JAN. 13, 2022)

UTA TOP INDIVIDUAL PERFORMANCES

POINTS	
33	STARR JACOBS VS. APP STATE (FEB. 6, 2022)
32	STARR JACOBS AT ARKANSAS STATE (JAN. 27, 2022)
28	STARR JACOBS AT TEXAS STATE (JAN. 22, 2022)
28	STARR JACOBS AT UNLV (NOV. 27, 2021)
27	STARR JACOBS VS. KANSAS CITY (NOV. 28, 2021)
26	TERRYN MILTON VS. HOUSTON (NOV. 17, 2021)
26	STARR JACOBS VS. SAM HOUSTON (NOV. 13, 2021)
24	STARR JACOBS AT LITTLE ROCK (JAN. 29, 2022)
24	STARR JACOBS AT LOUISIANA (DEC. 30, 2021)
20	STARR JACOBS AT ULM (JAN. 1, 2022)
22	STARR JACOBS AT GEORGIA STATE (JAN. 13, 2022)
20	STARR JACOBS VS. RICE (DEC. 2, 2021)
20	DE'SHA BENJAMIN VS. KANSAS CITY (NOV. 28, 2021)
20	DE'SHA BENJAMIN AT NORTH TEXAS (NOV. 20, 2021)

REBOUNDS	
13	CLAIRE CHASTAIN AT GEORGIA SOUTHERN (JAN. 15, 2022)
10	KATIE FERRELL VS. LOUISIANA (FEB. 12, 2022)
10	STARR JACOBS VS. APP STATE (FEB. 6, 2022)
10	TERRYN MILTON VS. TROY (JAN. 8, 2022)

ASSISTS	
10	TERRYN MILTON VS. APP STATE (FEB. 6, 2022)
9	KATIE FERRELL AT ARKANSAS STATE (JAN. 27, 2022)
9	TERRYN MILTON VS. SAM HOUSTON (NOV. 13, 2021)
8	KATIE FERRELL AT UNLV (NOV. 27, 2021)

BLOCKS	
5	CLAIRE CHASTAIN VS. LOUISIANA (FEB. 12, 2022)
4	KATIE FERRELL AT ARKANSAS STATE (JAN. 27, 2022)
4	TERRYN MILTON AT GEORGIA SOUTHERN (JAN. 15, 2022)
3	EMMA HALVERSON VS. ULM (FEB. 10, 2022)

STEALS	
5	TERRYN MILTON AT ULM (JAN. 1, 2022)
5	KATIE FERRELL AT LOUISIANA (DEC. 30, 2021)
5	STARR JACOBS VS. HOUSTON (NOV. 17, 2021)
4	7X LAST STARR JACOBS VS. ULM (FEB. 10, 2022)

FREE THROWS MADE	
10	STARR JACOBS AT LITTLE ROCK (JAN. 29, 2022)
10	TERRYN MILTON VS. HOUSTON (NOV. 17, 2021)

LEADS & DEFICITS

DATE	OPPONENT	LARGEST LEAD	LARGEST DEFECIT	FINAL SCORE
11/11	#7/8 BAYLOR	-	30 - 4TH (4:05)	L, 54-81
11/13	SAM HOUSTON	21 - 4TH (1:04)	-	W, 72-54
11/17	HOUSTON	7 - 1ST (1:47)	15 - 2ND (0:24)	W, 69-66 (OT)
11/20	AT NORTH TEXAS	4 - 4TH (6:22)	11 - 2ND (7:32)	W, 75-74 (OT)
11/27	AT UNLV	10 - 1ST (0:37)	8 - 2ND (0:29)	W, 75-72
11/28	VS KANSAS CITY	6 - 1ST (2:51)	12 - 4TH (3:05)	L, 76-85
12/2	#13/17 SOUTH FLORIDA	8 - 4TH (1:35)	3 - 1ST (7:35)	W, 61-56
12/4	RICE	22 - 4TH (8:49)	5 - 1ST (4:03)	W, 73-65
12/17	AT OKLAHOMA STATE	2 - 1ST (9:36)	17 - 4TH (2:49)	L, 46-61
12/30	AT LOUISIANA*	15 - 3RD (8:56)	2 - 1ST (9:40)	W, 62-60
1/1	AT ULM*	20 - 4TH (2:41)	8 - 1ST (6:36)	W, 72-56
1/8	TROY*	11 - 1ST (3:18)	14 - 4TH (1:21)	L, 48-59
1/13	AT GEORGIA STATE*	32 - 3RD (3:20)	-	W, 82-68
1/15	AT GEORGIA SOUTHERN*	10 - 2ND (8:20)	13 - 3RD (8:27)	L, 63-64
1/20	TEXAS STATE*	3 - 2ND (2:09)	9 - 4TH (7:30)	W, 69-67
1/22	AT TEXAS STATE*	16 - 4TH (4:35)	6 - 2ND (6:24)	W, 72-65
1/27	AT ARKANSAS STATE*	9 - 1ST (7:09)	8 - 2ND (0:59)	W, 90-87
1/29	AT LITTLE ROCK*	20 - 3RD (7:51)	-	W, 64-53
2/6	APP STATE*	16 - 3RD (5:23)	4 - 1ST (9:02)	W, 88-79
2/10	ULM*	32 - 4TH (4:56)	-	W, 77-50
2/12	LOUISIANA*	8 - 1ST (5:12)	9 - 4TH (0:47)	L, 57-62
2/19	AT COASTAL CAROLINA*	13 - 4TH (9:23)	2 - 1ST (9:05)	W, 70-61

GAME-BY-GAME STARTING LINEUPS

DATE	OPPONENT	1	2	3	4	5	RECORD
11/11	#7/8 BAYLOR	MILTON	CHASTAIN	BENJAMIN	SMITH	JACOBS	-
11/13	SAM HOUSTON	MILTON	CHASTAIN	BENJAMIN	SMITH	JACOBS	1-1
11/17	HOUSTON	MILTON	CHASTAIN	BENJAMIN	FERRELL	JACOBS	-
11/20	AT NORTH TEXAS	MILTON	CHASTAIN	BENJAMIN	FERRELL	JACOBS	-
11/27	AT UNLV	MILTON	CHASTAIN	BENJAMIN	FERRELL	JACOBS	-
11/28	VS KANSAS CITY	MILTON	CHASTAIN	BENJAMIN	FERRELL	JACOBS	-
12/2	#13/17 SOUTH FLORIDA	MILTON	CHASTAIN	BENJAMIN	FERRELL	JACOBS	-
12/4	RICE	MILTON	CHASTAIN	BENJAMIN	FERRELL	JACOBS	5-1
12/17	AT OKLAHOMA STATE	JONES	CHASTAIN	BENJAMIN	FERRELL	JACOBS	0-1
12/30	AT LOUISIANA*	MILTON	CHASTAIN	BENJAMIN	FERRELL	JACOBS	-
1/1	AT ULM*	MILTON	CHASTAIN	BENJAMIN	FERRELL	JACOBS	-
1/8	TROY*	MILTON	CHASTAIN	BENJAMIN	FERRELL	JACOBS	-
1/13	AT GEORGIA STATE*	MILTON	CHASTAIN	BENJAMIN	FERRELL	JACOBS	-
1/15	AT GEORGIA SOUTHERN*	MILTON	CHASTAIN	BENJAMIN	FERRELL	JACOBS	8-3
1/20	TEXAS STATE*	MILTON	CHASTAIN	FERRELL	SMITH	JACOBS	-
1/22	AT TEXAS STATE*	MILTON	CHASTAIN	FERRELL	SMITH	JACOBS	-
1/27	AT ARKANSAS STATE*	MILTON	CHASTAIN	FERRELL	SMITH	JACOBS	-
1/29	AT LITTLE ROCK*	MILTON	CHASTAIN	FERRELL	SMITH	JACOBS	-
2/6	APP STATE*	MILTON	CHASTAIN	FERRELL	SMITH	JACOBS	-
2/10	ULM*	MILTON	CHASTAIN	FERRELL	SMITH	JACOBS	-
2/12	LOUISIANA*	MILTON	CHASTAIN	FERRELL	SMITH	JACOBS	-
2/19	AT COASTAL CAROLINA*	MILTON	CHASTAIN	FERRELL	SMITH	JACOBS	7-1

TEAM LEADERS



POINTS
JACOBS - 20.4 PPG



REBOUNDS
JACOBS - 6.0 RPG



ASSISTS
FERRELL - 4.5 APG



FG%
JACOBS - .549



3-POINT FG%
FERRELL - .375

GAME-BY-GAME LEADERS

DATE	OPPONENT	W/L	POINTS	REBOUNDS	ASSISTS	STEALS	BLOCKS
11/11	#7/8 BAYLOR	L, 54-81	14 - JACOBS	8 - MILTON	5 - MILTON	3 - FERRELL	1 - 4 PLAYERS
11/13	SAM HOUSTON	W, 72-54	26 - JACOBS	6 - FERRELL	9 - MILTON	4 - JACOBS	1 - 2 PLAYERS
11/17	HOUSTON	W, 69-66 (OT)	26 - MILTON	7 - FERRELL	7 - FERRELL	5 - JACOBS	2 - JACOBS
11/20	AT NORTH TEXAS	W, 75-74 (OT)	20 - BENJAMIN	7 - 2 PLAYERS	6 - FERRELL	4 - JACOBS	1 - 2 PLAYERS
11/27	AT UNLV	W, 75-72	28 - JACOBS	9 - 2 PLAYERS	8 - FERRELL	4 - JACOBS	1 - 2 PLAYERS
11/28	VS KANSAS CITY	L, 76-85	27 - JACOBS	5 - MILTON	7 - MILTON	3 - JACOBS	NONE
12/2	#13/17 SOUTH FLORIDA	W, 61-56	14 - MILTON	9 - JACOBS	4 - 2 PLAYERS	1 - JACOBS	1 - 2 PLAYERS
12/4	RICE	W, 73-65	20 - JACOBS	8 - JACOBS	7 - FERRELL	3 - JACOBS	2 - 2 PLAYERS
12/17	AT OKLAHOMA STATE	L, 46-61	14 - JACOBS	7 - FERRELL	5 - FERRELL	2 - FERRELL	2 - CHASTAIN
12/30	AT LOUISIANA*	W, 62-60	24 - JACOBS	6 - 2 PLAYERS	7 - FERRELL	5 - FERRELL	1 - CHASTAIN
1/1	AT ULM*	W, 72-56	20 - JACOBS	8 - 2 PLAYERS	4 - HALVERSON	5 - MILTON	2 - FERRELL
1/8	TROY*	L, 48-59	14 - JACOBS	10 - MILTON	5 - FERRELL	4 - MILTON	1 - 2 PLAYERS
1/13	AT GEORGIA STATE*	W, 82-68	22 - JACOBS	5 - CHASTAIN	4 - 2 PLAYERS	2 - 2 PLAYERS	1 - SMITH
1/15	AT GEORGIA SOUTHERN*	L, 63-64	15 - 3 PLAYERS	13 - CHASTAIN	2 - JACOBS	3 - JACOBS	4 - MILTON
1/20	TEXAS STATE*	W, 69-67	21 - BENJAMIN	8 - MILTON	6 - MILTON	4 - JACOBS	1 - 2 PLAYERS
1/22	AT TEXAS STATE*	W, 72-65	28 - JACOBS	8 - JACOBS	6 - MILTON	2 - 2 PLAYERS	2 - 2 PLAYERS
1/27	AT ARKANSAS STATE*	W, 90-87	32 - JACOBS	8 - CHASTAIN	9 - FERRELL	3 - FERRELL	4 - FERRELL
1/29	AT LITTLE ROCK*	W, 64-53	24 - JACOBS	5 - 2 PLAYERS	3 - 2 PLAYERS	1 - 4 PLAYERS	1 - 2 PLAYERS
2/6	APP STATE*	W, 88-79	33 - JACOBS	10 - JACOBS	10 - MILTON	4 - JACOBS	1 - 2 PLAYERS
2/10	ULM*	W, 77-50	17 - JACOBS	8 - JACOBS	5 - CHASTAIN	4 - JACOBS	3 - HALVERSON
2/12	LOUISIANA*	L, 57-62	16 - MILTON	10 - FERRELL	7 - FERRELL	2 - BENJAMIN	5 - CHASTAIN
2/19	AT COASTAL CAROLINA*	W, 70-61	16 - JACOBS	8 - 2 PLAYERS	4 - 2 PLAYERS	3 - CHASTAIN	2 - FERRELL

SEASON LEADER TOTALS (INCLUDES TIES)

POINTS		REBOUNDS		ASSISTS		STEALS		BLOCKS	
JACOBS	17	MILTON	4	MILTON	7	FERRELL	5	CHASTAIN	7
MILTON	3	FERRELL	9	FERRELL	12	JACOBS	13	JACOBS	5
BENJAMIN	2	JACOBS	9	JACOBS	2	MILTON	2	HALVERSON	4
FERRELL	1	BENJAMIN	1	HALVERSON	1	HAWKINS	1	FERRELL	9
CHASTAIN	1	HALVERSON	1	BENAJMIN	1	MOSLEY	1	BENJAMIN	5
		CHASTAIN	4	CHASTAIN	2	SMITH	1	MILTON	2
						CHASTAIN	2	SMITH	1
						JONES	1	JONES	1
						BENJAMIN	1		



STEPHANIE MOSLEY
F | 6-0 | FR. | MANSFIELD, TEXAS



SEASON-HIGHS

POINTS	2, AT ULM (JAN. 1, 2022)
FG	1, AT ULM (JAN. 1, 2022)
FGA	2, 2X LAST AT GEORGIA STATE (JAN. 13, 2022)
3FG	-
3FGA	1, AT ULM (JAN. 1, 2022)
FT	-
FTA	-
REBOUNDS	1, 2X LAST VS. ULM (FEB. 10, 2022)
ASSISTS	-
STEALS	2, AT GEORGIA STATE (JAN. 13, 2022)
BLOCKS	-
DOUBLE-DOUBLES	-

CAREER-HIGHS


POINTS	2, AT ULM (JAN. 1, 2022)
FG	1, AT ULM (JAN. 1, 2022)
FGA	2, 2X LAST AT GEORGIA STATE (JAN. 13, 2022)
3FG	-
3FGA	1, AT ULM (JAN. 1, 2022)
FT	-
FTA	-
REBOUNDS	1, 2X LAST VS. ULM (FEB. 10, 2022)
ASSISTS	-
STEALS	2, AT GEORGIA STATE (JAN. 13, 2022)
BLOCKS	-
DOUBLE-DOUBLES	-

GAME-BY-GAME STATS

Opponent	Date	GS	MIN	Total		3-Pointers		Free throws		Rebounds				PF	A	TO	BLK	STL	PTS	AVG
				FG-FGA	PCT	3FG-3FGA	PCT	FT-FTA	PCT	OFF	DEF	TOT	AVG							
Sam Houston	11/13/2021		00:45	0-1	.000	0-0	.000	0-0	.000	1	0	1	1.0	0	0	0	0	0	0	0.0
Rice	12/04/2021		01:46	0-1	.000	0-0	.000	0-0	.000	0	0	0	0.5	1	0	0	0	0	0	0.0
at La.-Monroe	01/01/2022		07:59	1-2	.500	0-1	.000	0-0	.000	0	0	0	0.3	1	0	1	0	0	2	0.7
at Georgia St.	01/13/2022		07:23	0-2	.000	0-0	.000	0-0	.000	0	0	0	0.3	1	0	1	0	2	0	0.5
La.-Monroe	02/10/2022		06:32	0-1	.000	0-0	.000	0-0	.000	1	0	1	0.4	0	0	0	0	0	0	0.4
Totals			0	24:25	1-7	.143	0-1	.000	0-0	.000	2	0	2	0.4	3	0	2	0	2	0.4

CAREER STATS

Season	GP-GS	Min/Avg	Total		3-Ptr		F-Throws		Rebounds				PF	FO	A	TO	Blk	Stl	Pts	Avg
			FG-FGA	Pct	FG-FGA	Pct	FT-FTA	Pct	Off	Def	Tot	Avg								
2021-22	5-0	26/5.2	1-7	.143	0-1	.000	0-0	.000	2	0	2	0.4	3	0	0	2	0	2	2	0.4
Total	5-0	26/5.2	1-7	.143	0-1	.000	0-0	.000	2	0	2	0.4	3	0	0	2	0	2	2	0.4



OLYMPIA CHANEY
G | 5-8 | FR. | ATLANTA, GA.



SEASON-HIGHS

POINTS	3, 2X LAST AT GEORGIA STATE (JAN. 13, 2022)
FG	1, 2X LAST AT GEORGIA STATE (JAN. 13, 2022)
FGA	5, VS. RICE (DEC. 4, 2021)
3FG	-
3FGA	2, 2X LAST AT GEORGIA STATE (JAN. 13, 2022)
FT	3, VS. SAM HOUSTON (NOV. 13, 2021)
FTA	4, VS. SAM HOUSTON (NOV. 13, 2021)
REBOUNDS	3, VS. RICE (DEC. 4, 2021)
ASSISTS	1, VS. HOUSTON (NOV. 17, 2021)
STEALS	1, VS. SAM HOUSTON (NOV. 13, 2021)
BLOCKS	-
DOUBLE-DOUBLES	-

CAREER-HIGHS

POINTS	3, 2X LAST AT GEORGIA STATE (JAN. 13, 2022)
FG	1, 2X LAST AT GEORGIA STATE (JAN. 13, 2022)
FGA	5, VS. RICE (DEC. 4, 2021)
3FG	-
3FGA	2, 2X LAST AT GEORGIA STATE (JAN. 13, 2022)
FT	3, VS. SAM HOUSTON (NOV. 13, 2021)
FTA	4, VS. SAM HOUSTON (NOV. 13, 2021)
REBOUNDS	3, VS. RICE (DEC. 4, 2021)
ASSISTS	1, VS. HOUSTON (NOV. 17, 2021)
STEALS	1, VS. SAM HOUSTON (NOV. 13, 2021)
BLOCKS	-
DOUBLE-DOUBLES	-

GAME-BY-GAME STATS

Opponent	Date	GS	MIN	Total		3-Pointers		Free throws		Rebounds				PF	A	TO	BLK	STL	PTS	AVG	
				FG-FGA	PCT	3FG-3FGA	PCT	FT-FTA	PCT	OFF	DEF	TOT	AVG								
Baylor	11/11/2021		05:36	1-2	.500	0-0	.000	0-0	.000	1	0	1	1.0	1	0	0	0	0	2	2.0	
Sam Houston	11/13/2021		14:16	0-1	.000	0-0	.000	3-4	.750	0	2	2	1.5	2	0	2	0	1	3	2.5	
Houston	11/17/2021		02:08	0-1	.000	0-1	.000	0-0	.000	0	0	0	1.0	0	1	0	0	0	0	1.7	
at North Texas	11/20/2021		01:16	0-0	.000	0-0	.000	0-0	.000	0	0	0	0.8	0	0	0	0	0	0	1.3	
Rice	12/04/2021		11:51	0-5	.000	0-2	.000	0-0	.000	0	3	3	1.2	1	0	2	0	1	0	1.0	
at La.-Monroe	01/01/2022		03:48	0-2	.000	0-0	.000	0-0	.000	1	0	1	1.2	0	0	1	0	0	0	0.8	
at Georgia St.	01/13/2022		13:45	1-4	.250	0-2	.000	1-2	.500	0	0	0	1.0	0	0	1	0	0	3	1.1	
La.-Monroe	02/10/2022		04:07	0-2	.000	0-0	.000	0-0	.000	0	0	0	0.9	0	0	0	0	0	0	1.0	
Totals			0	56:47	2-17	.118	0-5	.000	4-6	.667	2	5	7	0.9	4	1	6	0	2	8	1.0

CAREER STATS

Season	GP-GS	Min/Avg	Total		3-Ptr		F-Throws		Rebounds				PF	FO	A	TO	Blk	Stl	Pts	Avg
			FG-FGA	Pct	FG-FGA	Pct	FT-FTA	Pct	Off	Def	Tot	Avg								
2021-22	8-0	56/7.0	2-17	.118	0-5	.000	4-6	.667	2	5	7	0.9	4	0	1	6	0	2	8	1.0
Total	8-0	56/7.0	2-17	.118	0-5	.000	4-6	.667	2	5	7	0.9	4	0	1	6	0	2	8	1.0

2 RENIYA JONES
G | 5-8 | FR. | WASHINGTON, DC.



SEASON-HIGHS

POINTS	8. VS. RICE (DEC. 4, 2021)
FG	3. AT LITTLE ROCK (JAN. 29, 2022)
FGA	5. 4X LAST AT LITTLE ROCK (JAN. 29, 2022)
3FG	2. 3X LAST VS. ULM (FEB. 10, 2022)
3FGA	4. 3X LAST AT GEORGIA STATE (JAN. 13, 2022)
FT	2. 2X LAST AT ULM (JAN. 1, 2022)
FTA	2. 3X LAST AT LITTLE ROCK (JAN. 29, 2022)
REBOUNDS	2. 2X LAST VS. APP STATE (FEB. 6, 2022)
ASSISTS	2. 3X LAST VS. ULM (FEB. 10, 2022)
STEALS	1. 4X LAST VS. LOUISIANA (FEB. 12, 2022)
BLOCKS	1. AT LITTLE ROCK (JAN. 29, 2022)
DOUBLE-DOUBLES	-

CAREER-HIGHS

POINTS	8. VS. RICE (DEC. 4, 2021)
FG	3. AT LITTLE ROCK (JAN. 29, 2022)
FGA	5. 4X LAST AT LITTLE ROCK (JAN. 29, 2022)
3FG	2. 3X LAST VS. ULM (FEB. 10, 2022)
3FGA	4. 3X LAST AT GEORGIA STATE (JAN. 13, 2022)
FT	2. 2X LAST AT ULM (JAN. 1, 2022)
FTA	2. 3X LAST AT LITTLE ROCK (JAN. 29, 2022)
REBOUNDS	2. 2X LAST VS. APP STATE (FEB. 6, 2022)
ASSISTS	2. 3X LAST VS. ULM (FEB. 10, 2022)
STEALS	1. 4X LAST VS. LOUISIANA (FEB. 12, 2022)
BLOCKS	1. AT LITTLE ROCK (JAN. 29, 2022)
DOUBLE-DOUBLES	-

4 STARR JACOBS
F | 6-2 | JR. | DALLAS, TEXAS



SEASON-HIGHS

POINTS	33. VS. APP STATE (FEB. 6, 2022)
FG	14. AT UNLV (NOV. 27, 2021)
FGA	25. VS. APP STATE (FEB. 6, 2022)
3FG	-
3FGA	1. 2X LAST AT UNLV (NOV. 27, 2021)
FT	10. AT LITTLE ROCK (JAN. 29, 2022)
FTA	13. VS. APP STATE (FEB. 6, 2022)
REBOUNDS	10. VS. APP STATE (FEB. 6, 2022)
ASSISTS	4. VS. SOUTH FLORIDA (DEC. 2, 2021)
STEALS	5. VS. HOUSTON (NOV. 17, 2021)
BLOCKS	2. VS. HOUSTON (NOV. 17, 2021)
DOUBLE-DOUBLES	1. VS. APP STATE (FEB. 6, 2022)

CAREER-HIGHS

POINTS	40. VS. WEATHERFORD (MAR. 27, 2021)
FG	14. VS. WEATHERFORD (MAR. 27, 2021)
FGA	31. VS. WEATHERFORD (MAR. 27, 2021)
3FG	2. VS. ANGELINA (NOV. 23, 2019)
3FGA	4. VS. ANGELINA (NOV. 2, 2019)
FT	12. VS. WEATHERFORD (MAR. 27, 2021)
FTA	16. 3X LAS VS. WEATHERFORD (MAR. 27, 2021)
REBOUNDS	19. VS. CISCO (JAN. 18, 2020)
ASSISTS	9. VS. GRAYSON (FEB. 5, 2020)
STEALS	8. VS. WEATHERFORD (MAR. 27, 2021)
BLOCKS	5. 2X LAST AT GRAYSON (MAR. 24, 2021)
DOUBLE-DOUBLES	21. LAST VS. APP STATE (FEB. 6, 2022)

GAME-BY-GAME STATS

Opponent	Date	GS	MIN	Total		3-Pointers		Free throws		Rebounds				PF	A	TO	BLK	STL	PTS	AVG
				FG-FGA	PCT	3FG-3FGA	PCT	FT-FTA	PCT	OFF	DEF	TOT	AVG							
Baylor	11/11/2021		03:21	0-1	.000	0-1	.000	0-0	.000	0	0	0	0	0	1	0	0	0	0	0.0
Sam Houston	11/13/2021		07:60	0-3	.000	0-1	.000	0-0	.000	0	1	1	0.5	2	1	2	0	0	0	0.0
Houston	11/17/2021		05:16	0-2	.000	0-1	.000	0-0	.000	1	0	1	0.7	1	0	1	0	0	0	0.0
at North Texas	11/20/2021		11:14	0-0	.000	0-0	.000	0-0	.000	0	0	0	0.5	0	0	0	0	0	0	0.0
at UNLV	11/27/2021		06:21	1-2	.500	1-1	1.000	0-0	.000	0	1	1	0.6	2	0	0	0	0	3	0.6
vs Kansas City	11/28/2021		06:02	0-0	.000	0-0	.000	0-0	.000	0	0	0	0.5	1	0	0	0	0	0	0.5
South Fla.	12/02/2021		09:39	1-2	.500	0-0	.000	0-0	.000	0	0	0	0.4	1	1	0	0	0	2	0.7
Rice	12/04/2021		17:19	2-5	.400	2-4	.500	2-2	1.000	0	1	1	0.5	4	1	2	0	1	8	1.6
at Oklahoma St.	12/17/2021	*	10:08	0-1	.000	0-0	.000	0-0	.000	0	1	1	0.6	0	0	0	0	0	0	1.4
at La.-Monroe	01/01/2022		15:07	0-5	.000	0-4	.000	2-2	1.000	1	1	2	0.7	1	2	1	0	0	2	1.5
Troy	01/08/2022		05:26	1-3	.333	1-2	.500	0-0	.000	0	0	0	0.6	2	0	0	0	0	3	1.6
at Georgia St.	01/13/2022		20:48	2-5	.400	2-4	.500	0-0	.000	0	1	1	0.7	3	1	1	0	1	6	2.0
at Ga. Southern	01/15/2022		07:33	0-0	.000	0-0	.000	0-0	.000	0	1	1	0.7	1	0	0	0	0	1.8	
Texas St.	01/20/2022		03:36	0-0	.000	0-0	.000	0-0	.000	0	0	0	0.6	0	0	0	0	0	1.7	
at Texas St.	01/22/2022		03:00	1-1	1.000	0-0	.000	0-0	.000	0	0	0	0.6	1	0	0	0	0	2	1.7
at Arkansas St.	01/27/2022		03:07	0-1	.000	0-0	.000	0-0	.000	1	0	1	0.6	0	0	0	0	0	0	1.6
at Little Rock	01/29/2022		19:12	3-5	.600	1-2	.500	0-0	.000	0	1	1	0.6	3	2	0	1	1	7	1.9
Appalachian St.	02/06/2022		08:31	0-2	.000	0-1	.000	0-0	.000	0	2	2	0.7	0	0	2	0	0	0	1.8
La.-Monroe	02/10/2022		13:41	2-2	1.000	2-2	1.000	0-0	.000	0	1	1	0.7	2	2	0	0	0	6	2.1
Louisiana	02/12/2022		04:08	0-0	.000	0-0	.000	0-0	.000	0	0	0	0.7	0	0	0	0	0	1	0.2
at Coastal Carolina	02/19/2022		06:20	0-1	.000	0-1	.000	0-0	.000	0	0	0	0.7	0	0	0	0	0	0	1.9
Totals			1 187:48	13-41	.317	9-24	.375	4-4	1.000	3	11	14	0.7	25	10	10	1	4	39	1.9

CAREER STATS

Season	GP-GS	Min/Avg	Total		3-Ptr		F-Throws		Rebounds				PF	FO	A	TO	Blk	Stl	Pts	Avg
			FG-FGA	Pct	FG-FGA	Pct	FT-FTA	Pct	Off	Def	Tot	Avg								
2021-22	21-1	188/9.0	13-41	.317	9-24	.375	4-4	1.000	3	11	14	0.7	25	0	10	10	1	4	39	1.9
Total	21-1	188/9.0	13-41	.317	9-24	.375	4-4	1.000	3	11	14	0.7	25	0	10	10	1	4	39	1.9

GAME-BY-GAME STATS

Opponent	Date	GS	MIN	Total		3-Pointers		Free throws		Rebounds				PF	A	TO	BLK	STL	PTS	AVG
				FG-FGA	PCT	3FG-3FGA	PCT	FT-FTA	PCT	OFF	DEF	TOT	AVG							
Baylor	11/11/2021	*	21:50	6-9	.667	0-1	.000	2-3	.667	1	3	4	4.0	2	1	2	1	0	14	14.0
Sam Houston	11/13/2021	*	29:12	11-16	.688	0-0	.000	4-9	.444	2	1	3	3.5	2	1	3	1	4	26	20.0
Houston	11/17/2021	*	28:11	6-13	.462	0-0	.000	2-6	.333	1	4	5	4.0	3	1	5	2	5	14	18.0
at North Texas	11/20/2021	*	41:15	8-15	.533	0-0	.000	3-5	.600	2	5	7	4.8	1	3	5	0	4	19	18.3
at UNLV	11/27/2021	*	33:35	14-24	.583	0-1	.000	0-2	.000	4	5	9	5.6	1	1	3	0	4	28	20.2
vs Kansas City	11/28/2021	*	35:20	12-17	.706	0-0	.000	3-5	.600	4	0	4	5.3	3	2	1	0	3	27	21.3
South Fla.	12/02/2021	*	33:26	5-11	.455	0-0	.000	0-1	.000	2	7	9	5.9	2	4	3	0	1	10	19.7
Rice	12/04/2021	*	22:49	9-12	.750	0-0	.000	2-3	.667	1	7	8	6.1	0	2	0	0	3	20	19.8
at Oklahoma St.	12/17/2021	*	31:22	6-12	.500	0-0	.000	2-7	.286	0	6	6	6.1	2	1	1	1	1	14	19.1
at Louisiana	12/30/2021	*	31:35	9-18	.500	0-0	.000	6-8	.750	2	3	5	6.0	4	1	2	0	2	24	19.6
at La.-Monroe	01/01/2022	*	24:38	7-12	.583	0-0	.000	6-6	1.000	0	3	3	5.7	2	3	1	0	0	20	19.6
Troy	01/08/2022	*	21:01	5-14	.357	0-0	.000	4-6	.667	1	1	2	5.4	3	1	1	0	1	14	19.2
at Georgia St.	01/13/2022	*	21:52	8-11	.727	0-0	.000	6-7	.857	1	2	3	5.2	1	0	2	0	1	22	19.4
at Ga. Southern	01/15/2022	*	30:12	5-7	.714	0-0	.000	5-6	.833	1	4	5	5.2	2	2	4	0	3	15	19.1
at Texas St.	01/20/2022	*	38:47	7-16	.438	0-0	.000	5-8	.625	0	7	7	5.3	4	3	4	1	4	19	19.1
at Texas St.	01/22/2022	*	35:57	10-23	.435	0-0	.000	8-11	.727	3	5	8	5.5	2	2	3	0	2	28	19.6
at Arkansas St.	01/27/2022	*	37:50	13-21	.619	0-0	.000	6-9	.667	4	3	7	5.6	0	3	2	0	1	32	20.4
at Little Rock	01/29/2022	*	37:31	7-13	.538	0-0	.000	10-12	.833	1	4	5	5.6	0	1	0	1	4	24	20.6
Appalachian St.	02/06/2022	*	37:38	13-25	.520	0-0	.000	7-13	.538	3	7	10	5.8	2	3	3	1	4	33	21.2
La.-Monroe	02/10/2022	*	26:20	8-14	.571	0-0	.000	1-2	.500	1	7	8	5.9	0	1	2	1	4	17	21.0
Louisiana	02/12/2022	*	36:10	6-16	.375	0-0	.000	0-4	.000	3	3	6	5.9	3	0	2	0	1	12	20.6
at Coastal Carolina	02/19/2022	*	28:59	5-9	.556	0-0	.000	6-9	.667	1	7	8	6.0	2	1	3	1	1	16	20.4
Totals			22 685:29	180-328	.549	0-2	.000	88-142	.620	38	94	132	6.0	41	37	54	10	50	448	20.4

CAREER STATS

Season	GP-GS	Min/Avg	Total		3-Ptr		F-Throws		Rebounds				PF	FO	A	TO	Blk	Stl	Pts	Avg
			FG-FGA	Pct	FG-FGA	Pct	FT-FTA	Pct	Off	Def	Tot	Avg								
2019-20	24-24	576/24.0	160-285	.561	3-9	.333	110-169	.651	49	156	205	8.5	58	1	68	65	21	63	433	18.0
2020-21	18-18	630/35.0	171-343	.499	0-0	.000	83-130	.638	69	121	190	10.6	54	1	21	37	31	69	425	23.6
2021-22	22-22	684/31.1	180-328	.549	0-2	.000	88-142	.620	38	94	132	6.0	41	0	37	54	10	50	448	20.4
Total	64-64	1890/29.5	511-956	.535	3-11	.273	281-441	.637	156	371	527	8.2	153	2	126	156	62	182	1306</	



AALIYAH MCMILLAN
6 | 5-8 | FR. | SAN ANTONIO, TEXAS



SEASON-HIGHS

POINTS	-
FG	-
FGA	-
3FG	-
3FGA	-
FT	-
FTA	-
REBOUNDS	-
ASSISTS	-
STEALS	-
BLOCKS	-
DOUBLE-DOUBLES	-


CAREER-HIGHS

POINTS	-
FG	-
FGA	-
3FG	-
3FGA	-
FT	-
FTA	-
REBOUNDS	-
ASSISTS	-
STEALS	-
BLOCKS	-
DOUBLE-DOUBLES	-

GAME-BY-GAME STATS

CAREER STATS

Season	GP-GS	Min/Avg	Total		3-Ptr		F-Throws		Rebounds				PF	FO	A	TO	Blk	Stl	Pts	Avg
			FG-FGA	Pct	FG-FGA	Pct	FT-FTA	Pct	Off	Def	Tot	Avg								
2021-22	0-0	0/0.0	0-0	.000	0-0	.000	0-0	.000	0	0	0	0.0	0	0	0	0	0	0	0	0.0
Total	0-0	0/0.0	0-0	.000	0-0	.000	0-0	.000	0	0	0	0.0	0	0	0	0	0	0	0	0.0



CASSIDEE KINSLOW
6-0 | FR. | HUNTINGTON BEACH, CALIF.



SEASON-HIGHS

POINTS	-
FG	-
FGA	-
3FG	-
3FGA	-
FT	-
FTA	-
REBOUNDS	-
ASSISTS	-
STEALS	-
BLOCKS	-
DOUBLE-DOUBLES	-

CAREER-HIGHS

POINTS	-
FG	-
FGA	-
3FG	-
3FGA	-
FT	-
FTA	-
REBOUNDS	-
ASSISTS	-
STEALS	-
BLOCKS	-
DOUBLE-DOUBLES	-

GAME-BY-GAME STATS

CAREER STATS

Season	GP-GS	Min/Avg	Total		3-Ptr		F-Throws		Rebounds				PF	FO	A	TO	Blk	Stl	Pts	Avg
			FG-FGA	Pct	FG-FGA	Pct	FT-FTA	Pct	Off	Def	Tot	Avg								
2021-22	0-0	0/0.0	0-0	.000	0-0	.000	0-0	.000	0	0	0	0.0	0	0	0	0	0	0	0	0.0
Total	0-0	0/0.0	0-0	.000	0-0	.000	0-0	.000	0	0	0	0.0	0	0	0	0	0	0	0	0.0



CLAIRE CHASTAIN
G | 6-0 | SR. | SHAWNEE, OKLA.

SEASON-HIGHS

POINTS	15. 2X LAST AT GEORGIA SOUTHERN (JAN. 15, 2022)
FG	5. AT GEORGIA SOUTHERN (JAN. 15, 2022)
FGA	16. AT NORTH TEXAS (NOV. 20, 2021)
3FG	2. VS. SAM HOUSTON (NOV. 13, 2021)
3FGA	7. 2X LAST AT COASTAL CAROLINA (FEB. 19, 2022)
FT	8. AT UNLV (NOV. 27, 2021)
FTA	9. 2X LAST VS. SOUTH FLORIDA (DEC. 2, 2021)
REBOUNDS	13. AT GEORGIA SOUTHERN (JAN. 15, 2022)
ASSISTS	7. VS. APP STATE (FEB. 6, 2022)
STEALS	3. AT COASTAL CAROLINA (FEB. 19, 2022)
BLOCKS	5. VS. LOUISIANA (FEB. 12, 2022)
DOUBLE-DOUBLES	1. AT GEORGIA SOUTHERN (JAN. 15, 2022)

CAREER-HIGHS

POINTS	22. 2X. LAST VS. GEORGIA SOUTHERN (FEB. 29, 2020)
FG	9. VS. GEORGIA SOUTHERN (FEB. 29, 2020)
FGA	16. 3X. LAST AT NORTH TEXAS (NOV. 20, 2021)
3FG	5. AT APPALACHIAN STATE (JAN. 9, 2019)
3FGA	9. VS. ARKANSAS STATE (JAN. 2, 2020)
FT	8. AT UNLV (NOV. 27, 2021)
FTA	9. 3X LAST VS. SOUTH FLORIDA (DEC. 2, 2021)
REBOUNDS	13. AT GEORGIA SOUTHERN (JAN. 15, 2022)
ASSISTS	7. VS. APP STATE (FEB. 6, 2022)
STEALS	4. VS. GEORGIA STATE (FEB. 27, 2020)
BLOCKS	5. VS. LOUISIANA (FEB. 12, 2022)
DOUBLE-DOUBLES	2. LAST AT GEORGIA SOUTHERN (JAN. 15, 2022)

GAME-BY-GAME STATS

Opponent	Date	GS	MIN	Total		3-Pointers		Free throws		Rebounds				PF	A	TO	BLK	STL	PTS	AVG
				FG-FGA	PCT	3FG-3FGA	PCT	FT-FTA	PCT	OFF	DEF	TOT	AVG							
Baylor	11/11/2021	*	24:17	2-6	.333	1-2	.500	0-0	.000	0	1	1	1.0	3	0	0	1	0	5	5.0
Sam Houston	11/13/2021	*	27:51	4-9	.444	2-6	.333	4-5	.800	2	2	4	2.5	3	1	3	1	0	14	9.5
Houston	11/17/2021	*	34:53	2-11	.182	1-7	.143	3-3	1.000	2	4	6	3.7	1	3	1	1	1	8	9.0
at North Texas	11/20/2021	*	38:56	4-16	.250	1-6	.167	6-8	.750	2	3	5	4.0	4	1	2	0	0	15	10.5
at UNLV	11/27/2021	*	36:06	3-6	.500	1-2	.500	8-9	.889	0	3	3	3.8	4	0	0	0	0	15	11.4
vs Kansas City	11/28/2021	*	27:60	0-10	.000	0-6	.000	2-2	1.000	0	4	4	3.8	2	0	2	0	1	2	9.8
South Fla.	12/02/2021	*	32:20	3-10	.300	0-5	.000	7-9	.778	1	3	4	3.9	1	3	1	0	0	13	10.3
Rice	12/04/2021	*	23:57	1-5	.200	0-1	.000	2-2	1.000	1	3	4	3.9	1	4	0	2	0	4	9.5
at Oklahoma St.	12/17/2021	*	33:45	4-11	.364	0-3	.000	0-0	.000	1	4	5	4.0	2	2	5	2	1	8	9.3
at Louisiana	12/30/2021	*	29:51	3-9	.333	1-4	.250	2-2	1.000	1	3	4	4.0	3	0	3	1	0	9	9.3
at La.-Monroe	01/01/2022	*	25:16	2-9	.222	1-5	.200	1-2	.500	1	1	2	3.8	2	2	0	1	0	6	9.0
Troy	01/08/2022	*	35:12	2-13	.154	0-4	.000	0-0	.000	1	5	6	4.0	2	1	3	0	0	4	8.6
at Georgia St.	01/13/2022	*	17:07	2-6	.333	1-2	.500	1-2	.500	1	4	5	4.1	1	2	1	0	1	6	8.4
at Ga. Southern	01/15/2022	*	34:28	5-12	.417	1-6	.167	4-5	.800	2	11	13	4.7	4	1	3	0	0	15	8.9
Texas St.	01/20/2022	*	26:22	0-5	.000	0-1	.000	1-2	.500	0	1	1	4.5	4	2	1	0	2	1	8.3
at Texas St.	01/22/2022	*	28:26	2-6	.333	0-2	.000	2-3	.667	0	4	4	4.4	0	1	1	2	0	6	8.2
at Arkansas St.	01/27/2022	*	33:09	4-9	.444	0-1	.000	2-2	1.000	1	7	8	4.6	2	2	2	0	1	10	8.3
at Little Rock	01/29/2022	*	34:11	2-9	.222	0-2	.000	5-7	.714	1	2	3	4.6	3	3	0	0	1	9	8.3
Appalachian St.	02/06/2022	*	36:25	4-10	.400	1-4	.250	0-0	.000	3	3	6	4.6	3	7	2	0	2	9	8.4
La.-Monroe	02/10/2022	*	25:09	2-3	.667	1-2	.500	2-4	.500	0	2	2	4.5	0	5	1	0	1	7	8.3
Louisiana	02/12/2022	*	31:10	2-7	.286	0-2	.000	3-4	.750	0	2	2	4.4	5	0	3	5	0	7	8.2
at Coastal Carolina	02/19/2022	*	32:15	2-9	.222	1-7	.143	4-4	1.000	2	6	8	4.5	1	1	2	1	3	9	8.3
Totals			22 669:06	55-191	.288	13-80	.163	59-75	.787	22	78	100	4.5	51	41	36	17	14	182	8.3

CAREER STATS

Season	GP-GS	Min/Avg	Total		3-Ptr		F-Throws		Rebounds				PF	FO	A	TO	Blk	Stl	Pts	Avg
			FG-FGA	Pct	FG-FGA	Pct	FT-FTA	Pct	Off	Def	Tot	Avg								
2018-19	28-13	543/19.4	92-217	.424	25-82	.305	58-76	.763	30	52	82	2.9	64	2	29	42	15	11	267	9.5
2019-20	32-30	883/27.6	132-330	.400	49-151	.325	37-58	.638	28	91	119	3.7	71	2	60	56	12	26	350	10.9
2020-21	3-1	57/19.0	5-27	.185	0-9	.000	2-2	1.000	4	3	7	2.3	5	0	7	2	2	1	12	4.0
2021-22	22-22	673/30.6	55-191	.288	13-80	.163	59-75	.787	22	78	100	4.5	51	1	41	36	17	14	182	8.3
Total	85-66	2156/25.4	284-765	.371	87-322	.270	156-211	.739	84	224	308	3.6	191	5	137	136	46	52	811	9.5



TERRYN MILTON
G | 5-9 | SR. | OWASSO, OKLA.

SEASON-HIGHS

POINTS	26. VS. HOUSTON (NOV. 17, 2021)
FG	8. 3X LAST VS. LOUISIANA (FEB. 12, 2022)
FGA	14. 2X LAST VS. LOUISIANA (FEB. 12, 2022)
3FG	2. AT NORTH TEXAS (NOV. 20, 2021)
3FGA	2. 2X LAST AT GEORGIA SOUTHERN (JAN. 15, 2022)
FT	10. VS. HOUSTON (NOV. 17, 2021)
FTA	12. VS. HOUSTON (NOV. 17, 2021)
REBOUNDS	10. VS. TROY (JAN. 8, 2022)
ASSISTS	10. VS. APP STATE (FEB. 6, 2022)
STEALS	5. AT ULM (JAN. 1, 2022)
BLOCKS	4. AT GEORGIA SOUTHERN (JAN. 15, 2022)
DOUBLE-DOUBLES	2. LAST VS. APP STATE (FEB. 6, 2022)

CAREER-HIGHS

POINTS	26. VS. HOUSTON (NOV. 17, 2021)
FG	8. 4X LAST VS. LOUISIANA (FEB. 12, 2022)
FGA	14. 2X LAST VS. LOUISIANA (FEB. 12, 2022)
3FG	3. 2X LAST VS. TEXAS STATE (MAR. 9, 2019)
3FGA	5. 2X LAST VS. TEXAS STATE (FEB. 22, 2020)
FT	10. VS. HOUSTON (NOV. 17, 2021)
FTA	12. VS. HOUSTON (NOV. 17, 2021)
REBOUNDS	10. VS. TROY (JAN. 8, 2022)
ASSISTS	12. VS. GEORGIA SOUTHERN (FEB. 29, 2020)
STEALS	5. AT ULM (JAN. 1, 2022)
BLOCKS	4. AT GEORGIA SOUTHERN (JAN. 15, 2022)
DOUBLE-DOUBLES	2. LAST VS. APP STATE (FEB. 6, 2022)

GAME-BY-GAME STATS

Opponent	Date	GS	MIN	Total		3-Pointers		Free throws		Rebounds				PF	A	TO	BLK	STL	PTS	AVG
				FG-FGA	PCT	3FG-3FGA	PCT	FT-FTA	PCT	OFF	DEF	TOT	AVG							
Baylor	11/11/2021	*	32:00	2-11	.182	0-1	.000	4-4	1.000	3	5	8	8.0	3	5	2	0	1	8	8.0
Sam Houston	11/13/2021	*	29:51	3-8	.375	0-1	.000	1-1	1.000	0	4	4	6.0	2	9	1	0	3	7	7.5
Houston	11/17/2021	*	38:54	8-14	.571	0-1	.000	10-12	.833	1	3	4	5.3	1	3	2	0	3	26	13.7
at North Texas	11/20/2021	*	30:03	3-7	.429	2-2	1.000	0-0	.000	0	4	4	5.0	4	3	3	0	0	8	12.3
at UNLV	11/27/2021	*	32:59	3-7	.429	0-0	.000	4-4	1.000	1	1	2	4.4	3	3	1	0	2	10	11.8
vs Kansas City	11/28/2021	*	38:13	8-13	.615	0-0	.000	2-3	.667	2	3	5	4.5	2	7	0	0	1	18	12.8
South Fla.	12/02/2021	*	32:13	5-10	.500	0-0	.000	4-4	1.000	2	3	5	4.6	1	2	3	1	0	14	13.0
Rice	12/04/2021	*	24:45	4-10	.400	0-0	.000	2-3	.667	1	1	2	4.3	0	2	2	0	1	10	12.6
at Oklahoma St.	12/17/2021	*	23:37	6-9	.667	0-0	.000	0-0	.000	1	2	3	4.1	1	1	2	1	0	12	12.6
at Louisiana	12/30/2021	*	33:37	3-7	.429	0-0	.000	0-0	.000	0	1	1	3.8	1	5	1	0	2	6	11.9
at La.-Monroe	01/01/2022	*	25:39	5-10	.500	0-0	.000	0-0	.000	1	3	4	3.8	0	2	2	0	5	10	11.7
Troy	01/08/2022	*	36:08	4-8	.500	0-0	.000	5-6	.833	3	7	10	4.3	2	2	0	0	4	13	11.8
at Georgia St.	01/13/2022	*	23:19	4-7	.571	1-1	1.000	6-9	.667	0	4	4	4.3	3	4	1	0	1	15	12.1
at Ga. Southern	01/15/2022	*	36:50	6-13	.462	0-2	.000	1-4	.250	0	1	1	4.1	1	1	1	4	1	13	12.1
Texas St.	01/20/2022	*	33:40	4-10	.400	0-0	.000	1-4	.250	3	5	8	4.3	3	6	3	0	3	9	11.9
at Texas St.	01/22/2022	*	35:47	7-11	.636	0-1	.000	2-3	.667	1	3	4	4.3	1	6	0	0	1	16	12.2
at Arkansas St.	01/27/2022	*	32:57	3-9	.333	0-1	.000	1-1	1.000	0	4	4	4.3	0	7	1	0	0	7	11.9
at Little Rock	01/29/2022	*	23:28	1-4	.250	0-1	.000	2-4	.500	1	3	4	4.3	3	1	2	0	0	4	



CAMRYN HAWKINS
6 | 5-10 | SR. | ALBUQUERQUE, N.M.



SEASON-HIGHS

POINTS	12. AT LOUISIANA (DEC. 30, 2021)
FG	4. AT LOUISIANA (DEC. 30, 2021)
FGA	7. 2X LAST AT LOUISIANA (DEC. 30, 2021)
3FG	3. 2AT LOUISIANA (DEC. 30, 2021)
3FGA	5. 2X LAST AT LOUISIANA (DEC. 30, 2021)
FT	2. AT OKLAHOMA STATE (DEC. 17, 2021)
FTA	3. AT GEORGIA STATE (JAN. 13, 2022)
REBOUNDS	5. VS. BAYLOR (NOV. 11, 2021)
ASSISTS	2. 2X LAST VS. LOUISIANA (FEB. 12, 2022)
STEALS	2. 2X LAST AT GEORGIA STATE (JAN. 13, 2022)
BLOCKS	-
DOUBLE-DOUBLES	-

CAREER-HIGHS

POINTS	17. AT ARKANSAS STATE (FEB. 26, 2021)
FG	5. 5X LAST AT ARKANSAS STATE (FEB. 26, 2021)
FGA	11. 2X LAST AT ARKANSAS STATE (FEB. 26, 2021)
3FG	5. AT ARKANSAS STATE (FEB. 26, 2021)
3FGA	10. AT ARKANSAS STATE (FEB. 26, 2021)
FT	2. 6X LAST AT ARKANSAS STATE (FEB. 26, 2021)
FTA	3. 2X LAST AT GEORGIA STATE (JAN. 13, 2022)
REBOUNDS	6. VS. ST. EDWARD'S (DEC. 13, 2020)
ASSISTS	2. 4X LAST VS. LOUISIANA (FEB. 12, 2022)
STEALS	2. 5X LAST AT GEORGIA STATE (JAN. 13, 2022)
BLOCKS	2. VS. GEORGIA SOUTHERN (FEB. 29, 2020)
DOUBLE-DOUBLES	NA



DE'SHA BENJAMIN
6 | 6-0 | SR. | AUGUSTA, GA.



SEASON-HIGHS

POINTS	21. VS. TEXAS STATE (JAN. 20, 2022)
FG	9. VS. TEXAS STATE (JAN. 20, 2022)
FGA	14. AT NORTH TEXAS (NOV. 20, 2021)
3FG	4. AT NORTH TEXAS (NOV. 20, 2021)
3FGA	8. AT NORTH TEXAS (NOV. 20, 2021)
FT	5. VS. KANSAS CITY (NOV. 28, 2021)
FTA	7. VS. LOUISIANA (FEB. 12, 2022)
REBOUNDS	7. AT ULM (JAN. 1, 2022)
ASSISTS	3. 3X LAST VS. ULM (FEB. 10, 2022)
STEALS	3. VS. TROY (JAN. 8, 2022)
BLOCKS	1. 4X LAST AT ARKANSAS STATE (JAN. 27, 2022)
DOUBLE-DOUBLES	-

CAREER-HIGHS

POINTS	20. 2X LAST VS. KANSAS CITY (NOV. 28, 2021)
FG	7. AT NORTH TEXAS (NOV. 20, 2021)
FGA	14. AT NORTH TEXAS (NOV. 20, 2021)
3FG	4. AT NORTH TEXAS (NOV. 20, 2021)
3FGA	8. AT NORTH TEXAS (NOV. 20, 2021)
FT	9. VS. BETHUNE-COOKMAN (DEC. 17, 2019)
FTA	12. VS. BETHUNE-COOKMAN (DEC. 17, 2019)
REBOUNDS	11. VS. BETHUNE-COOKMAN (DEC. 17, 2019)
ASSISTS	4. VS. SAMFORD (NOV. 25, 2020)
STEALS	3. VS. TROY (JAN. 8, 2022)
BLOCKS	1. 7X LAST VS. SOUTH FLORIDA (DEC. 2, 2021)
DOUBLE-DOUBLES	NA

GAME-BY-GAME STATS

Opponent	Date	GS	MIN	Total		3-Pointers		Free throws		Rebounds				PF	A	TO	BLK	STL	PTS	AVG
				FG-FGA	PCT	3FG-3FGA	PCT	FT-FTA	PCT	OFF	DEF	TOT	AVG							
Baylor	11/11/2021		14:36	2-7	.286	0-5	.000	0-0	.000	4	1	5	5.0	1	0	0	0	1	4	4.0
Sam Houston	11/13/2021		13:55	0-1	.000	0-1	.000	0-0	.000	1	1	2	3.5	2	1	0	0	0	0	2.0
Houston	11/17/2021		20:29	2-4	.500	2-3	.667	0-0	.000	0	1	1	2.7	0	1	0	0	0	6	3.3
at North Texas	11/20/2021		12:33	0-3	.000	0-2	.000	0-0	.000	0	0	0	2.0	1	0	0	0	1	0	2.5
at UNLV	11/27/2021		18:11	1-4	.250	1-4	.250	0-0	.000	0	2	2	2.0	2	1	0	0	0	3	2.6
vs Kansas City	11/28/2021		19:29	2-4	.500	2-4	.500	1-2	.500	0	1	1	1.8	1	1	1	0	2	7	3.3
South Fla.	12/02/2021		17:51	0-1	.000	0-0	.000	0-0	.000	0	3	3	2.0	1	0	0	0	0	0	2.9
Rice	12/04/2021		18:13	1-3	.333	1-3	.333	0-0	.000	0	1	1	1.9	1	2	1	0	0	3	2.9
at Oklahoma St.	12/17/2021		20:32	1-4	.250	0-3	.000	2-2	1.000	0	2	2	1.9	1	1	1	0	0	4	3.0
at Louisiana	12/30/2021		20:14	4-7	.571	3-5	.600	1-2	.500	0	4	4	2.1	0	1	1	0	1	12	3.9
at La.-Monroe	01/01/2022		12:49	0-1	.000	0-1	.000	2-2	1.000	1	0	1	2.0	1	1	0	1	0	2	3.7
Troy	01/08/2022		14:01	0-3	.000	0-2	.000	0-0	.000	1	1	2	2.0	0	0	0	0	0	0	3.4
at Georgia St.	01/13/2022		14:23	1-3	.333	1-2	.500	1-3	.333	1	0	1	1.9	1	1	0	0	2	4	3.5
at Ga. Southern	01/15/2022		16:26	0-4	.000	0-4	.000	0-0	.000	0	0	0	1.8	3	1	2	0	0	0	3.2
Texas St.	01/20/2022		13:12	0-1	.000	0-1	.000	0-0	.000	0	0	0	1.7	2	0	0	0	0	0	3.0
at Texas St.	01/22/2022		17:34	2-3	.667	1-1	1.000	0-0	.000	0	2	2	1.7	1	0	0	1	0	5	3.1
at Arkansas St.	01/27/2022		09:35	1-2	.500	1-2	.500	0-0	.000	0	0	0	1.6	0	0	0	0	0	3	3.1
at Little Rock	01/29/2022		14:14	1-3	.333	0-2	.000	0-0	.000	0	1	1	1.6	0	0	0	0	0	2	3.1
Appalachian St.	02/06/2022		02:12	0-0	.000	0-0	.000	0-0	.000	0	0	0	1.5	0	1	0	0	0	0	2.9
La.-Monroe	02/10/2022		12:11	2-3	.667	2-3	.667	0-0	.000	0	1	1	1.5	1	1	0	0	0	6	3.1
Louisiana	02/12/2022		08:38	0-5	.000	0-3	.000	0-0	.000	2	0	2	1.5	1	2	0	0	0	0	2.9
at Coastal Carolina	02/19/2022		08:57	1-4	.250	0-2	.000	0-0	.000	0	0	0	1.4	2	0	0	0	0	2	2.9
Totals			0 320:13	21-70	.300	14-53	.264	7-11	.636	10	21	31	1.4	22	14	7	2	7	63	2.9

CAREER STATS

Season	GP-GS	Min/Avg	Total		3-Ptr		F-Throws		Rebounds				PF	FO	A	TO	Blk	Stl	Pts	Avg
			FG-FGA	Pct	FG-FGA	Pct	FT-FTA	Pct	Off	Def	Tot	Avg								
2018-19	13-0	54/4.2	4-12	.333	2-6	.333	2-2	1.000	1	4	5	0.4	1	0	3	5	0	1	12	0.9
2019-20	20-0	148/7.4	12-46	.261	8-37	.216	0-0	.000	3	10	13	0.7	9	0	2	7	2	3	32	1.6
2020-21	18-10	401/22.3	42-113	.372	30-83	.361	10-15	.667	9	24	33	1.8	17	0	8	18	2	12	124	6.9
2021-22	22-0	321/14.6	21-70	.300	14-53	.264	7-11	.636	10	21	31	1.4	22	0	14	7	2	7	63	2.9
Total	73-10	924/12.7	79-241	.328	54-179	.302	19-28	.679	23	59	82	1.1	49	0	27	37	6	23	231	3.2

GAME-BY-GAME STATS

Opponent	Date	GS	MIN	Total		3-Pointers		Free throws		Rebounds				PF	A	TO	BLK	STL	PTS	AVG
				FG-FGA	PCT	3FG-3FGA	PCT	FT-FTA	PCT	OFF	DEF	TOT	AVG							
Baylor	11/11/2021	*	23:42	3-11	.273	0-4	.000	2-2	1.000	0	2	2	2.0	4	1	4	0	0	8	8.0
Sam Houston	11/13/2021	*	17:38	0-2	.000	0-0	.000	0-0	.000	1	2	3	2.5	3	1	3	0	0	0	4.0
Houston	11/17/2021	*	31:10	3-7	.429	0-0	.000	2-2	1.000	0	1	1	2.0	2	2	3	0	0	8	5.3
at North Texas	11/20/2021	*	40:37	7-14	.500	4-8	.500	2-2	1.000	0	2	2	2.0	2	3	2	0	0	20	9.0
at UNLV	11/27/2021	*	31:24	3-9	.333	2-5	.400	2-2	1.000	0	2	2	2.0	1	2	4	1	2	10	9.2
vs Kansas City	11/28/2021	*	29:26	7-13	.538	1-5	.200	5-5	1.000	0	4	4	2.3	4	0	2	0	1	20	11.0
South Fla.	12/02/2021	*	27:57	4-9	.444	0-2	.000	2-4	.500	0	4	4	2.6	1	1	2	1	0	10	10.9
Rice	12/04/2021	*	20:01	4-8	.500	2-3	.667	1-1	1.000	0	2	2	2.5	0	0	0	1	0	11	10.9
at Oklahoma St.	12/17/2021	*	28:11	1-7	.143	0-3	.000	2-2	1.000	0	4	4	2.7	4	0	6	1	0	4	10.1
at Louisiana	12/30/2021	*	28:50	3-12	.250	1-4	.250	0-0	.000	0	6	6	3.0	1	1	2	0	0	7	9.8
at La.-Monroe	01/01/2022	*	23:23	3-8	.375	0-0	.000	1-2	.500	1	6	7	3.4	0	3	0	0	1	7	9.5
Troy	01/08/2022	*	22:25	2-9	.222	1-3	.333	0-0	.000	0	3	3	3.3	5	0	3	1	3	5	9.2
at Georgia St.	01/13/2022	*	16:32	3-9	.333	0-1	.000	0-0	.000	0	1	1	3.2	1	1	0	0	1	6	8.9
at Ga. Southern	01/15/2022	*	15:20	0-8	.000	0-2	.000	0-0	.000	1	0	1	3.0	1	0	0	0	0	0	8.3
Texas St.	01/20/2022		24:35	9-12	.750	1-3	.333	2-2	1.000	0	2	2	2.9	3	1	3	1	2	21	9.1
at Texas St.	01/22/2022		18:13	3-9	.333	1-3	.333	0-0	.000	1	2	3	2.9	4	0	2	1	0	7	9.0
at Arkansas St.	01/27/2022		23:46	7-13	.538	2-4	.500	0-0	.000	1	3	4	3.0	4	0	2	1	0	16	9.4
at Little Rock	01/29/2022		20:42	3-5	.600	0-1	.000	1-1	1.000	0	3	3	3.0	1	3	3	1	0	7	9.3
Appalachian St.	02/06/2022		23:33	4-6	.667	2-2	1.000	2-2	1.000	0	1	1	2.9	0	1	2	0	0	12	9.4
La.-Monroe	02/10/2022		12:25	4-8	.500	2-4	.500	1-2	.500	2	3	5	3.0	1	3	1	0	0	11	9.5
Louisiana	02/12/2022		23:37	4-9	.444	2-6	.333	3-7	.429	2	3	5	3.1	0	1	5	0	2	13	9.7
at Coastal Carolina	02/19/2022		23:28	3-10	.300	1-4	.250	0-0	.000	0	0	0	3.0	3	0	1	0	2	7	9.5
Totals			14 526:56	80-198	.404	22-67	.328	28-36	.778	9	56	65	3.0	45	24	50	9	14	210	9.5

CAREER STATS

Season	GP-GS	Min/Avg	Total		3-Ptr		F-Throws		Rebounds				PF	FO	A	TO	Blk	Stl	Pts	Avg
			FG-FGA	Pct	FG-FGA	Pct	FT-FTA	Pct	Off	Def	Tot	Avg								
2018-19	25-4	466/18.6	47-150	.313	27-74	.365	35-46	.761	26	60										



JORDYN TURNER
F | 6-2 | FR. | OKLAHOMA CITY, OKLA.

SEASON-HIGHS

POINTS	8. VS. RICE (DEC. 4, 2021)
FG	2. 2X LAST AT GEORGIA STATE (JAN. 13, 2022)
FGA	6. AT GEORGIA STATE (JAN. 13, 2022)
3FG	1. VS. SAM HOUSTON (NOV. 13, 2021)
3FGA	1. 5X LAST VS. ULM (FEB. 10, 2022)
FT	4. 2X LAST VS. RICE (DEC. 4, 2021)
FTA	4. 3X LAST VS. ULM (FEB. 10, 2022)
REBOUNDS	5. 2X LAST VS. TROY (JAN. 8, 2022)
ASSISTS	1. 2X LAST VS. TROY (JAN. 8, 2022)
STEALS	2. VS. ULM (FEB. 10, 2022)
BLOCKS	-
DOUBLE-DOUBLES	-

CAREER-HIGHS

POINTS	8. VS. RICE (DEC. 4, 2021)
FG	2. 2X LAST AT GEORGIA STATE (JAN. 13, 2022)
FGA	6. AT GEORGIA STATE (JAN. 13, 2022)
3FG	1. VS. SAM HOUSTON (NOV. 13, 2021)
3FGA	1. 5X LAST VS. ULM (FEB. 10, 2022)
FT	4. 2X LAST VS. RICE (DEC. 4, 2021)
FTA	4. 3X LAST VS. ULM (FEB. 10, 2022)
REBOUNDS	5. 2X LAST VS. TROY (JAN. 8, 2022)
ASSISTS	1. 2X LAST VS. TROY (JAN. 8, 2022)
STEALS	2. VS. ULM (FEB. 10, 2022)
BLOCKS	-
DOUBLE-DOUBLES	-

GAME-BY-GAME STATS

Opponent	Date	GS	MIN	Total		3-Pointers		Free throws		Rebounds				PF	A	TO	BLK	STL	PTS	AVG		
				FG-FGA	PCT	3FG-3FGA	PCT	FT-FTA	PCT	OFF	DEF	TOT	AVG									
Baylor	11/11/2021		04:16	0-1	.000	0-0	.000	4-4	1.000	1	3	4	4.0	1	0	1	0	0	4	4.0		
Sam Houston	11/13/2021		05:20	1-1	1.000	1-1	1.000	0-0	.000	0	2	2	3.0	0	0	0	0	0	3	3.5		
Houston	11/17/2021		02:08	1-2	.500	0-0	.000	0-0	.000	1	0	1	2.3	1	0	0	0	0	2	3.0		
at North Texas	11/20/2021		07:11	0-0	.000	0-0	.000	0-0	.000	0	1	1	2.0	2	0	0	0	0	0	2.3		
at UNLV	11/27/2021		03:45	1-1	1.000	0-0	.000	0-0	.000	0	0	0	1.6	0	0	0	0	0	2	2.2		
vs Kansas City	11/28/2021		09:47	0-0	.000	0-0	.000	0-0	.000	0	2	2	1.7	3	0	0	0	0	0	1.8		
Rice	12/04/2021		18:58	2-5	.400	0-1	.000	4-4	1.000	3	2	5	2.1	4	1	2	0	0	8	2.7		
at Oklahoma St.	12/17/2021		06:37	0-1	.000	0-0	.000	0-0	.000	1	0	1	2.0	0	0	0	0	0	0	2.4		
Troy	01/08/2022		07:32	0-2	.000	0-0	.000	0-0	.000	3	2	5	2.3	1	1	0	0	0	0	2.1		
at Georgia St.	01/13/2022		12:34	2-6	.333	0-1	.000	0-1	.000	1	3	4	2.5	5	0	0	0	0	4	2.3		
at Ga. Southern	01/15/2022		02:28	0-0	.000	0-0	.000	0-0	.000	0	0	0	2.3	0	0	0	0	0	0	2.1		
at Texas St.	01/22/2022		03:00	0-2	.000	0-1	.000	0-0	.000	0	1	1	2.2	0	0	0	0	0	0	1.9		
La.-Monroe	02/10/2022		13:41	1-5	.200	0-1	.000	2-4	.500	1	1	2	2.3	0	3	0	3	0	2	2.1		
at Coastal Carolina	02/19/2022		03:20	0-3	.000	0-1	.000	0-0	.000	2	1	3	2.2	0	0	0	0	0	0	1.9		
Totals				0	100:37	8-29	.276	1-6	.167	10-13	.769	13	18	31	2.2	20	2	6	0	2	27	1.9

CAREER STATS

Season	GP-GS	Min/Avg	Total		3-Ptr		F-Throws		Rebounds				PF	FO	A	TO	BLK	Stl	Pts	Avg
			FG-FGA	Pct	FG-FGA	Pct	FT-FTA	Pct	Off	Def	Tot	Avg								
2021-22	14-0	104/7.4	8-29	.276	1-6	.167	10-13	.769	13	18	31	2.2	20	1	2	6	0	2	27	1.9
Total	14-0	104/7.4	8-29	.276	1-6	.167	10-13	.769	13	18	31	2.2	20	1	2	6	0	2	27	1.9



SHYIA SMITH
F | 5-11 | SR. | IDABEL, OKLA.

SEASON-HIGHS

POINTS	15. VS. ULM (FEB. 10, 2022)
FG	6. 2X LAST AT COASTAL CAROLINA (FEB. 19, 2022)
FGA	10. VS. TROY (JAN. 8, 2022)
3FG	-
3FGA	2. 2X LAST AT TEXAS STATE (JAN. 22, 2022)
FT	8. VS. SAM HOUSTON (NOV. 13, 2021)
FTA	8. VS. SAM HOUSTON (NOV. 13, 2021)
REBOUNDS	8. VS. APP STATE (FEB. 6, 2022)
ASSISTS	2. VS. ULM (FEB. 10, 2022)
STEALS	2. 2X LAST AT TEXAS STATE (JAN. 22, 2022)
BLOCKS	1. AT GEORGIA STATE (JAN. 13, 2022)
DOUBLE-DOUBLES	-

CAREER-HIGHS

POINTS	21. VS. LITTLE ROCK (JAN. 1, 2021)
FG	7. 2X LAST AT ULM (FEB. 5, 2021)
FGA	13. VS. LITTLE ROCK (JAN. 1, 2021)
3FG	2. 4X LAST VS. ST. EDWARD'S (DEC. 13, 2020)
3FGA	5. VS. TEMPLE (FEB. 2, 2019)
FT	9. 2X LAST VS. LITTLE ROCK (JAN. 1, 2021)
FTA	12. AT SFA (DEC. 8, 2020)
REBOUNDS	17. VS. HOUSTON BAPTIST (NOV. 25, 2019)
ASSISTS	4. VS. TEXAS A&M-COMMERCE (NOV. 25, 2020)
STEALS	4. AT TULSA (FEB. 23, 2020)
BLOCKS	3. VS. EASTERN MICHIGAN (DEC. 17, 2019)
DOUBLE-DOUBLES	1. VS. HOUSTON BAPTIST (NOV. 25, 2019)

GAME-BY-GAME STATS

Opponent	Date	GS	MIN	Total		3-Pointers		Free throws		Rebounds				PF	A	TO	BLK	STL	PTS	AVG		
				FG-FGA	PCT	3FG-3FGA	PCT	FT-FTA	PCT	OFF	DEF	TOT	AVG									
Baylor	11/11/2021	*	23:00	1-3	.333	0-1	.000	1-4	.250	1	2	3	3.0	4	0	2	0	0	3	3.0		
Sam Houston	11/13/2021	*	14:38	2-3	.667	0-1	.000	8-8	1.000	1	2	3	3.0	2	0	4	0	2	12	7.5		
Houston	11/17/2021		16:47	1-1	1.000	0-0	.000	1-2	.500	1	1	2	2.7	3	1	2	0	0	3	6.0		
at Louisiana	12/30/2021		07:21	0-0	.000	0-0	.000	0-0	.000	0	1	1	2.3	3	0	4	0	0	0	4.5		
at La.-Monroe	01/01/2022		16:06	2-3	.667	0-0	.000	2-2	1.000	0	1	1	2.0	2	0	0	0	1	6	4.8		
Troy	01/08/2022		20:40	2-10	.200	0-2	.000	1-4	.250	4	1	5	2.5	3	1	1	0	0	5	4.8		
at Georgia St.	01/13/2022		22:28	4-5	.800	0-0	.000	0-0	.000	3	1	4	2.7	1	0	2	1	0	8	5.3		
at Ga. Southern	01/15/2022		13:43	1-3	.333	0-0	.000	1-3	.333	1	1	2	2.6	2	0	0	0	1	3	5.0		
Texas St.	01/20/2022	*	24:33	2-5	.400	0-0	.000	0-0	.000	2	0	2	2.6	1	2	1	0	2	4	4.9		
at Texas St.	01/22/2022	*	22:55	2-4	.500	0-2	.000	1-2	.500	0	5	5	2.8	3	1	3	0	2	5	4.9		
at Arkansas St.	01/27/2022	*	16:31	4-6	.667	0-0	.000	2-3	.667	4	2	6	3.1	3	1	2	0	1	10	5.4		
at Little Rock	01/29/2022	*	18:31	1-3	.333	0-0	.000	4-4	1.000	1	2	3	3.1	3	1	2	0	0	6	5.4		
Appalachian St.	02/06/2022	*	20:45	4-7	.571	0-1	.000	3-3	1.000	5	3	8	3.5	1	0	3	0	0	11	5.8		
La.-Monroe	02/10/2022	*	21:55	6-8	.750	0-1	.000	3-4	.750	3	4	7	3.7	2	2	0	0	0	15	6.5		
Louisiana	02/12/2022	*	18:32	1-4	.250	0-1	.000	0-0	.000	2	3	5	3.8	2	1	1	0	0	2	6.2		
at Coastal Carolina	02/19/2022	*	26:32	6-9	.667	0-0	.000	2-7	.286	1	5	6	3.9	4	0	2	0	1	14	6.7		
Totals				10	304:58	39-74	.527	0-9	.000	29-46	.630	29	34	63	3.9	39	10	29	1	10	107	6.7

CAREER STATS

Season	GP-GS	Min/Avg	Total		3-Ptr		F-Throws		Rebounds				PF	FO	A	TO	BLK	Stl	Pts	Avg
			FG-FGA	Pct	FG-FGA	Pct	FT-FTA	Pct	Off	Def	Tot	Avg								
2018-19	29-6	404/13.9	43-104	.413	3-14	.214	26-38	.684	19	66	85	2.9	32	0	15	28	10	17	115	4.0
2019-20	27-25	702/26.0	53-128	.414	12-35	.343	46-70	.657	47	92	139	5.1	68	0	16	53	15	26	164	6.1
2020-21	20-20	580/29.0	89-173	.514	9-28	.321	45-64	.703	31	89	120	6.0	58	2	23	61	3	19	232	11.6
2021-22	16-10	301/18.8	39-74	.527	0-9	.000	29-46	.630	29	34	63	3.9	39	0	10	29	1	10	107	6.7
Total	92-61	1987/21.6	224-479	.468	24-86	.279	146-218	.670	126	281	407	4.4	197	2	64	171	29	72	618	6.7



KATIE FERRELL
G | 6-1 | SR. | PLANO, TEXAS




SEASON-HIGHS

POINTS	15. AT GEORGIA SOUTHERN (JAN. 15, 2022)
FG	6. AT GEORGIA SOUTHERN (JAN. 15, 2022)
FGA	10. VS. TEXAS STATE (JAN. 20, 2022)
3FG	3. AT GEORGIA SOUTHERN (JAN. 15, 2022)
3FGA	5. VS. TEXAS STATE (JAN. 20, 2022)
FT	2. 2X LAST VS. APP STATE (FEB. 6, 2022)
FTA	2. 2X LAST VS. APP STATE (FEB. 6, 2022)
REBOUNDS	10. VS. LOUISIANA (FEB. 12, 2022)
ASSISTS	9. AT ARKANSAS STATE (JAN. 27, 2022)
STEALS	5. AT LOUISIANA (DEC. 30, 2021)
BLOCKS	4. AT ARKANSAS STATE (JAN. 27, 2022)
DOUBLE-DOUBLES	

CAREER-HIGHS

POINTS	21. VS. APPALACHIAN STATE (JAN. 10, 2019)
FG	8. VS. APPALACHIAN STATE (JAN. 10, 2019)
FGA	18. VS. APPALACHIAN STATE (JAN. 10, 2019)
3FG	4. AT ARKANSAS STATE (FEB. 27, 2021)
3FGA	6. AT ARKANSAS STATE (FEB. 27, 2021)
FT	5. VS. APPALACHIAN STATE (JAN. 10, 2019)
FTA	6. VS. APPALACHIAN STATE (JAN. 10, 2019)
REBOUNDS	17. VS. APPALACHIAN STATE (JAN. 10, 2019)
ASSISTS	10. VS. ST. EDWARD'S (DEC. 13, 2020)
STEALS	6. 2X. LAST AT LOUISIANA (FEB. 8, 2021)
BLOCKS	4. 2X. LAST AT ARKANSAS STATE (JAN. 27, 2022)
DOUBLE-DOUBLES	3. LAST AT ULM (MAR. 7, 2020)



EMMA HALVERSON
F | 6-3 | SR. | PLANO, TEXAS



SEASON-HIGHS

POINTS	11. AT ULM (JAN. 1, 2022)
FG	5. AT ULM (JAN. 1, 2022)
FGA	9. AT ULM (JAN. 1, 2022)
3FG	1. AT COASTAL CAROLINA (FEB. 19, 2022)
3FGA	2. AT COASTAL CAROLINA (FEB. 19, 2022)
FT	2. VS. BAYLOR (NOV. 11, 2021)
FTA	4. VS. BAYLOR (NOV. 11, 2021)
REBOUNDS	8. AT ULM (JAN. 1, 2022)
ASSISTS	4. AT ULM (JAN. 1, 2022)
STEALS	3. VS. ULM (FEB. 10, 2022)
BLOCKS	1. 5X. LAST AT OKLAHOMA STATE (DEC. 17, 2021)
DOUBLE-DOUBLES	

CAREER-HIGHS

POINTS	16. VS. TEXAS A&M-COMMERCE (NOV. 25, 2020)
FG	7. 2X. LAST VS. TEXAS A&M-COMMERCE (NOV. 25, 2020)
FGA	11. AT LOUISIANA (FEB. 8, 2021)
3FG	2. VS. TEXAS A&M-COMMERCE (NOV. 25, 2020)
3FGA	3. VS. TEXAS A&M-COMMERCE (NOV. 25, 2020)
FT	5. 2X. LAST AT GRAMBLING (NOV. 18, 2019)
FTA	6. 2X. LAST AT GRAMBLING (NOV. 18, 2019)
REBOUNDS	11. VS. TEXAS A&M-COMMERCE (NOV. 25, 2020)
ASSISTS	4. 2X. LAST AT ULM (JAN. 1, 2022)
STEALS	4. 2X. LAST VS. CHICAGO STATE (NOV. 9, 2019)
BLOCKS	3. VS. ULM (FEB. 10, 2022)
DOUBLE-DOUBLES	1. VS. TEXAS A&M-COMMERCE (NOV. 25, 2020)

GAME-BY-GAME STATS

Opponent	Date	GS	MIN	Total		3-Pointers		Free throws		Rebounds				PF	A	TO	BLK	STL	PTS	AVG	
				FG-FGA	PCT	3FG-3FGA	PCT	FT-FTA	PCT	OFF	DEF	TOT	AVG								
Baylor	11/11/2021		23:42	0-3	.000	0-2	.000	0-0	.000	1	4	5	5.0	3	1	2	1	3	0	0.0	
Sam Houston	11/13/2021		22:50	2-5	.400	1-2	.500	0-0	.000	1	5	6	5.5	2	3	1	0	1	5	2.5	
Houston	11/17/2021	*	29:59	1-5	.200	0-2	.000	0-0	.000	1	6	7	6.0	1	7	3	1	2	2	2.3	
at North Texas	11/20/2021	*	27:20	3-6	.500	1-2	.500	0-0	.000	1	6	7	6.3	2	6	1	1	0	7	3.5	
at UNLV	11/27/2021	*	25:27	2-8	.250	0-4	.000	0-0	.000	1	8	9	6.8	1	8	2	1	1	4	3.6	
vs Kansas City	11/28/2021	*	13:21	0-2	.000	0-1	.000	0-0	.000	0	0	0	5.7	5	4	0	0	1	0	3.0	
South Fla.	12/02/2021	*	27:44	2-5	.400	0-1	.000	2-2	1.000	3	3	6	5.7	1	4	4	0	0	6	3.4	
Rice	12/04/2021	*	23:10	3-6	.500	0-2	.000	0-0	.000	0	4	4	5.5	3	7	2	2	1	6	3.8	
at Oklahoma St.	12/17/2021	*	28:43	2-4	.500	0-2	.000	0-0	.000	0	7	7	5.7	2	5	2	0	2	4	3.8	
at Louisiana	12/30/2021	*	30:17	1-4	.250	0-0	.000	0-0	.000	1	5	6	5.7	3	7	0	0	5	2	3.6	
at La.-Monroe	01/01/2022	*	19:47	2-3	.667	2-3	.667	0-0	.000	2	6	8	5.9	1	2	4	2	1	6	3.8	
Troy	01/08/2022	*	21:08	1-2	.500	0-1	.000	0-0	.000	0	4	4	5.8	3	5	2	1	3	2	3.7	
at Georgia St.	01/13/2022	*	15:48	3-4	.750	1-2	.500	0-1	.000	1	2	3	5.5	3	4	1	0	1	7	3.9	
at Ga. Southern	01/15/2022	*	31:00	6-7	.857	3-4	.750	0-0	.000	0	7	7	5.6	3	1	5	1	2	15	4.7	
Texas St.	01/20/2022	*	27:30	4-10	.400	2-5	.400	2-2	1.000	2	4	6	5.7	3	3	0	0	3	12	5.2	
at Texas St.	01/22/2022	*	26:41	1-2	.500	1-2	.500	0-0	.000	0	2	2	5.4	2	3	1	2	1	3	5.1	
at Arkansas St.	01/27/2022	*	28:42	4-5	.800	2-2	1.000	0-0	.000	0	7	7	5.5	4	9	2	4	3	10	5.4	
at Little Rock	01/29/2022	*	23:01	1-1	1.000	1-1	1.000	0-0	.000	0	5	5	5.5	3	2	2	0	1	3	5.2	
Appalachian St.	02/06/2022	*	30:10	1-4	.250	1-2	.500	2-2	1.000	1	8	9	5.7	2	5	4	0	0	5	5.2	
La.-Monroe	02/10/2022	*	23:38	2-3	.667	2-3	.667	0-0	.000	0	0	0	5.4	2	3	1	0	1	6	5.3	
Louisiana	02/12/2022	*	32:10	2-6	.333	1-4	.250	0-0	.000	1	9	10	5.6	4	7	1	0	1	5	5.2	
at Coastal Carolina	02/19/2022	*	26:26	1-2	.500	0-1	.000	1-2	.500	1	5	6	5.6	2	4	4	2	1	3	5.1	
Totals			20	558:36	44-97	.454	18-48	.375	7-9	.778	17	107	124	5.6	55	100	44	18	34	113	5.1

CAREER STATS

Season	GP-GS	Min/Avg	Total		3-Ptr		F-Throws		Rebounds				PF	FO	A	TO	Blk	Stl	Pts	Avg
			FG-FGA	Pct	FG-FGA	Pct	FT-FTA	Pct	Off	Def	Tot	Avg								
2018-19	32-30	858/26.8	79-184	.429	4-20	.200	9-16	.563	66	174	240	7.5	96	2	142	68	29	74	171	5.3
2019-20	32-31	843/26.3	46-119	.387	5-20	.250	12-27	.444	47	169	216	6.8	81	2	130	77	18	55	109	3.4
2020-21	20-11	495/24.8	38-99	.384	19-49	.388	17-24	.708	15	65	80	4.0	48	3	97	45	13	42	112	5.6
2021-22	22-20	557/25.3	44-97	.454	18-48	.375	7-9	.778	17	107	124	5.6	55	1	100	44	18	34	113	5.1
Total	106-92	2753/26.0	207-499	.415	46-137	.336	45-76	.592	145	515	660	6.2	280	8	469	234	78	205	505	4.8

GAME-BY-GAME STATS

Opponent	Date	GS	MIN	Total		3-Pointers		Free throws		Rebounds				PF	A	TO	BLK	STL	PTS	AVG	
				FG-FGA	PCT	3FG-3FGA	PCT	FT-FTA	PCT	OFF	DEF	TOT	AVG								
Baylor	11/11/2021		23:39	2-6	.333	0-0	.000	2-4	.500	1	1	2	2.0	0	1	0	1	0	6	6.0	
Sam Houston	11/13/2021		15:45	1-1	1.000	0-0	.000	0-1	.000	0	4	4	3.0	1	0	0	0	0	2	4.0	
Houston	11/17/2021		15:05	0-3	.000	0-1	.000	0-0	.000	1	3	4	3.3	1	0	1	0	0	2	7	
at North Texas	11/20/2021		14:37	3-4	.750	0-1	.000	0-0	.000	2	3	5	3.8	2	2	2	1	0	6	3.5	
at UNLV	11/27/2021		12:12	0-2	.000	0-0	.000	0-2	.000	1	2	3	3.6	2	1	0	0	0	2	8	
vs Kansas City	11/28/2021		20:22	1-4	.250	0-0	.000	0-0	.000	2	1	3	3.5	3	0	3	0	0	2	2.7	
South Fla.	12/02/2021		18:50	3-4	.750	0-0	.000	0-0	.000	0	4	4	3.6	2	2	0	0	0	6	3.1	
Rice	12/04/2021		17:11	1-3	.333	0-1	.000	1-2	.500	1	2	3	3.5	1	1	0	1	0	3	3.1	
at Oklahoma St.	12/17/2021		17:05	0-3	.000	0-0	.000	0-0	.000	0	2	2	3.3	0	0	1	1	0	0	2.8	
at Louisiana	12/30/2021		18:15	1-2	.500	0-1	.000	0-0	.000	0	4	4	3.4	1	0	0	0	0	2	2.7	
at La.-Monroe	01/01/2022		25:28	5-9	.556	0-0	.000	1-2	.500	4	4	8	3.8	2	4	1	0	2	11	3.5	
Troy	01/08/2022		16:27	1-6	.167	0-0	.000	0-0	.000	3	1	4	3.8	0	0	2	0	0	2	3.3	
at Georgia St.	01/13/2022		14:01	0-0	.000	0-0	.000	1-2	.500	1	3	4	3.8	1	1	1	0	0	1	3.2	
at Ga. Southern	01/15/2022		12:00	0-3	.000	0-1	.000	2-2	1.000	2	0	2	3.7	0	1	1	0	0	2	3.1	
Texas St.	01/20/2022		07:44	1-1	1.000	0-0	.000	1-2	.500	0	0	0	3.5	2	0	1	0	1	3	3.1	
at Texas St.	01/22/2022		08:27	0-0	.000	0-0	.000	0-0	.000	0	1	1	3.3	2	0	1	0	0	0	2.9	
at Arkansas St.	01/27/2022		14:23	1-1	1.000	0-0	.000	0-0	.000	0	0	0	3.1	1	0	1	1	0	2	2.8	
at Little Rock	01/29/2022		09:09	1-2	.500	0-0	.000	0-0	.000	0	1	1	3.0	0	0	1	0	0	2	2.8	
Appalachian St.	02/06/2022		08:18	0-0	.000	0-0	.000	0-0	.000	0	2	2	2.9	1	0	1	0	1	0	2.6	
La.-Monroe	02/10/2022		14:03	0-0	.000	0-0	.000	0-0	.000	1	4	5	3.1	0	0	3	3	0	0	2.5	
Louisiana	02/12/2022		08:38	1-2	.500	0-0	.000	0-0	.000	2	1	3	3.0	3	0	1	0	0	2	2.5	
at Coastal Carolina	02/19/2022		10:03	2-6	.333	1-2	.500	0-1	.000	3	0	3	3.0	1	1	1	0	1	5	2.6	
Totals			0	321:42	24-62	.387	1-7	.143	8-18	.444	24	43	67	3.0	26	14	22	10	4	57	2.6

CAREER STATS

Season	GP-GS	Min/Avg	Total		3-Ptr		F-Throws		Rebounds				PF	FO	A	TO	Blk	Stl	Pts	Avg
			FG-FGA	Pct	FG-FGA	Pct	FT-FTA	Pct	Off											

LADY MAVS OVERALL STATS

Game Records

Record	Overall	Home	Away	Neutral
ALL GAMES	16-6	7-3	9-2	0-1
CONFERENCE	10-3	3-2	7-1	0-0
NON-CONFERENCE	6-3	4-1	2-1	0-1

Score by Periods

Team	1st	2nd	3rd	4th	OT	TOT
UT Arlington	402	324	401	373	15	1515
Opponents	333	351	348	402	11	1445

Team Box Score

No.	Player	GP-GS			Total		3-Point		F-Throw		Rebounds				Other				PTS	AVG			
		GP	GS	MIN	AVG	FG-FGA	FG%	3FG-3FGA	3FG%	FT-FTA	FT%	OFF	DEF	TOT	AVG	PF	DQ	A			TO	BLK	STL
4	JACOBS, Starr	22	22	685:29	31.2	180-328	.549	0-2	.000	88-142	.620	38	94	132	6.0	41	0	37	54	10	50	448	20.4
21	MILTON, Terryn	22	21	693:24	31.5	99-208	.476	4-14	.286	57-78	.731	24	76	100	4.5	39	0	91	35	6	33	259	11.8
24	BENJAMIN, De'Sha	22	14	526:56	24.0	80-198	.404	22-67	.328	28-36	.778	9	56	65	3.0	45	1	24	50	9	14	210	9.5
20	CHASTAIN, Claire	22	22	669:06	30.4	55-191	.288	13-80	.163	59-75	.787	22	78	100	4.5	51	1	41	36	17	14	182	8.3
34	SMITH, Shyia	16	10	304:58	19.1	39-74	.527	0-9	.000	29-46	.630	29	34	63	3.9	39	0	10	29	1	10	107	6.7
41	FERRELL, Katie	22	20	558:36	25.4	44-97	.454	18-48	.375	7-9	.778	17	107	124	5.6	55	1	100	44	18	34	113	5.1
23	HAWKINS, Camryn	22	0	320:13	14.6	21-70	.300	14-53	.264	7-11	.636	10	21	31	1.4	22	0	14	7	2	7	63	2.9
45	HALVERSON, Emma	22	0	321:42	14.6	24-62	.387	1-7	.143	8-18	.444	24	43	67	3.0	26	0	14	22	10	4	57	2.6
32	TURNER, Jordyn	14	0	100:37	7.2	8-29	.276	1-6	.167	10-13	.769	13	18	31	2.2	20	1	2	6	0	2	27	1.9
2	JONES, Reniya	21	1	187:48	8.9	13-41	.317	9-24	.375	4-4	1.000	3	11	14	0.7	25	0	10	10	1	4	39	1.9
1	CHANEY, Olympia	8	0	56:47	7.1	2-17	.118	0-5	.000	4-6	.667	2	5	7	0.9	4	0	1	6	0	2	8	1.0
0	MOSLEY, Stephanie	5	0	24:25	4.9	1-7	.143	0-1	.000	0-0	.000	2	0	2	0.4	3	0	0	2	0	2	2	0.4
Team												29	52	81					9				
Total		22	4450			566-1322	.428	82-316	.259	301-438	.687	222	595	817	37.1	370	4	344	310	74	176	1515	68.9
Opponents		22	4450			557-1389	.401	104-391	.266	227-342	.664	290	596	886	40.3	365	9	273	348	49	149	1445	65.7

Team Statistics

	UTA	OPP
Scoring	1515	1445
Points per game	68.9	65.7
Scoring margin	+3.2	-
Field goals-att	566-1322	557-1389
Field goal pct	.428	.401
3 point fg-att	82-316	104-391
3-point FG pct	.259	.266
3-pt FG made per game	3.7	4.7
Free throws-att	301-438	227-342
Free throw pct	.687	.664
F-Throws made per game	13.7	10.3
Rebounds	817	886
Rebounds per game	37.1	40.3
Rebounding margin	-3.1	-
Assists	344	273
Assists per game	15.6	12.4
Turnovers	310	348
Turnovers per game	14.1	15.8
Turnover margin	+1.7	-
Assist/turnover ratio	1.1	0.8
Steals	176	149
Steals per game	8.0	6.8
Blocks	74	49
Blocks per game	3.4	2.2
Winning streak	1	-
Home win streak	0	-
Attendance	12884	9412
Home games-Avg/Game	10-1288	11-856
Neutral site-Avg/Game	-	1-471

Team Results

Date	Opponent		Score	Att.
11/11/2021	Baylor	L	54-81	2182
11/13/2021	Sam Houston	W	72-54	1008
11/17/2021	Houston	Wot	69-66	885
11/20/2021	at North Texas	Wot	75-74	1376
11/27/2021	at UNLV	W	75-72	499
11/28/2021	vs Kansas City	L	76-85	471
12/02/2021	South Fla.	W	61-56	630
12/04/2021	Rice	W	73-65	680
12/17/2021	at Oklahoma St.	L	46-61	2073
12/30/2021	at Louisiana	W	62-60	192
01/01/2022	at La.-Monroe	W	72-56	102
01/08/2022	Troy	L	48-59	1246
01/13/2022	at Georgia St.	W	82-68	418
01/15/2022	at Ga. Southern	L	63-64	454
01/20/2022	Texas St.	W	69-67	1077
01/22/2022	at Texas St.	W	72-65	1057
01/27/2022	at Arkansas St.	W	90-87	608
01/29/2022	at Little Rock	W	64-53	1901
02/06/2022	Appalachian St.	W	88-79	917
02/10/2022	La.-Monroe	W	77-50	3382
02/12/2022	Louisiana	L	57-62	877
02/19/2022	at Coastal Carolina	W	70-61	732

LADY MAVS CONFERENCE ONLY STATS

Game Records

Record	Overall	Home	Away	Neutral
ALL GAMES	10-3	3-2	7-1	0-0
CONFERENCE	10-3	3-2	7-1	0-0
NON-CONFERENCE	0-0	0-0	0-0	0-0

Score by Periods

Team	1st	2nd	3rd	4th	OT	TOT
UT Arlington	248	203	242	221	0	914
Opponents	180	203	212	236	0	831

Team Box Score

No.	Player	Total					3-Point		F-Throw		Rebounds				Other							
		GP-GS	MIN	AVG	FG-FGA	FG%	3FG-3FGA	3FG%	FT-FTA	FT%	OFF	DEF	TOT	AVG	PF	DQ	A	TO	BLK	STL	PTS	AVG
4	JACOBS, Starr	13-13	408:29	31.4	103-199	.518	0-0	.000	70-101	.693	21	56	77	5.9	25	0	21	31	5	25	276	21.2
21	MILTON, Terry	13-13	410:50	31.6	57-119	.479	2-9	.222	30-47	.638	13	50	63	4.8	22	0	56	19	4	22	146	11.2
24	BENJAMIN, De'Sha	13-5	276:50	21.3	48-118	.407	13-37	.351	10-16	.625	8	33	41	3.2	24	1	14	24	5	11	119	9.2
20	CHASTAIN, Claire	13-13	389:01	29.9	32-107	.299	7-42	.167	27-37	.730	13	51	64	4.9	30	1	27	22	10	11	98	7.5
34	SMITH, Shyia	13-8	250:32	19.3	35-67	.522	0-7	.000	19-32	.594	26	29	55	4.2	30	0	9	21	1	8	89	6.8
41	FERRELL, Katie	13-13	336:19	25.9	29-53	.547	16-30	.533	5-7	.714	9	64	73	5.6	35	0	55	27	12	23	79	6.1
23	HAWKINS, Camryn	13-0	164:24	12.6	12-39	.308	8-28	.286	4-7	.571	5	9	14	1.1	12	0	7	4	2	3	36	2.8
45	HALVERSON, Emma	13-0	166:56	12.8	13-32	.406	1-4	.250	5-9	.556	16	21	37	2.8	14	0	7	15	5	4	32	2.5
2	JONES, Reniya	12-0	110:29	9.2	9-25	.360	6-16	.375	2-2	1.000	2	7	9	0.8	13	0	7	5	1	3	26	2.2
32	TURNER, Jordyn	6-0	42:35	7.1	3-18	.167	0-4	.000	2-5	.400	7	8	15	2.5	9	1	1	3	0	2	8	1.3
1	CHANEY, Olympia	3-0	21:40	7.2	1-8	.125	0-2	.000	1-2	.500	1	0	1	0.3	0	0	0	2	0	0	3	1.0
0	MOSLEY, Stephanie	3-0	21:54	7.3	1-5	.200	0-1	.000	0-0	.000	1	0	1	0.3	2	0	0	2	0	2	2	0.7
Team											15	23	38					5				
Total		13	2600		343-790	.434	53-180	.294	175-265	.660	137	351	488	37.5	216	3	204	180	45	114	914	70.3
Opponents		13	2600		328-813	.403	47-201	.234	128-199	.643	166	349	515	39.6	217	6	155	210	29	80	831	63.9

Team Statistics

	UTA	OPP
Scoring	914	831
Points per game	70.3	63.9
Scoring margin	+6.4	-
Field goals-att	343-790	328-813
Field goal pct	.434	.403
3 point fg-att	53-180	47-201
3-point FG pct	.294	.234
3-pt FG made per game	4.1	3.6
Free throws-att	175-265	128-199
Free throw pct	.660	.643
F-Throws made per game	13.5	9.8
Rebounds	488	515
Rebounds per game	37.5	39.6
Rebounding margin	-2.1	-
Assists	204	155
Assists per game	15.7	11.9
Turnovers	180	210
Turnovers per game	13.8	16.2
Turnover margin	+2.3	-
Assist/turnover ratio	1.1	0.7
Steals	114	80
Steals per game	8.8	6.2
Blocks	45	29
Blocks per game	3.5	2.2
Winning streak	1	-
Home win streak	0	-
Attendance	7499	5464
Home games-Avg/Game	5-1500	8-683
Neutral site-Avg/Game	-	0-0

Team Results

Date	Opponent		Score	Att.
12/30/2021	at Louisiana	W	62-60	192
01/01/2022	at La.-Monroe	W	72-56	102
01/08/2022	Troy	L	48-59	1246
01/13/2022	at Georgia St.	W	82-68	418
01/15/2022	at Ga. Southern	L	63-64	454
01/20/2022	Texas St.	W	69-67	1077
01/22/2022	at Texas St.	W	72-65	1057
01/27/2022	at Arkansas St.	W	90-87	608
01/29/2022	at Little Rock	W	64-53	1901
02/06/2022	Appalachian St.	W	88-79	917
02/10/2022	La.-Monroe	W	77-50	3382
02/12/2022	Louisiana	L	57-62	877
02/19/2022	at Coastal Carolina	W	70-61	732

LADY MAVS GAME-BY-GAME STATS

Opponent	Date	Score		Total		3-Pointers		Free throws		Rebounds										
				FG-FGA	PCT	3FG-3FGA	PCT	FT-FTA	PCT	OFF	DEF	TOT	AVG	PF	A	TO	BLK	STL	PTS	AVG
Baylor	11/11/2021	54-81	L	19-60	.317	1-17	.059	15-21	.714	14	23	37	37.0	23	9	14	4	5	54	54.0
Sam Houston	11/13/2021	72-54	W	24-51	.471	4-13	.308	20-28	.714	10	29	39	38.0	21	17	19	2	11	72	63.0
Houston	11/17/2021	69-66	Wot	24-63	.381	3-16	.188	18-25	.720	13	27	40	38.7	14	19	18	5	11	69	65.0
at North Texas	11/20/2021	75-74	Wot	28-65	.431	8-21	.381	11-15	.733	10	26	36	38.0	18	18	16	2	5	75	67.5
at UNLV	11/27/2021	75-72	W	28-63	.444	5-17	.294	14-19	.737	7	27	34	37.2	16	16	10	2	9	75	69.0
vs Kansas City	11/28/2021	76-85	L	30-63	.476	3-16	.188	13-17	.765	9	17	26	35.3	24	14	9	0	9	76	70.2
South Fla.	12/02/2021	61-56	W	23-52	.442	0-8	.000	15-20	.750	8	33	41	36.1	10	17	13	2	1	61	68.9
Rice	12/04/2021	73-65	W	27-63	.429	5-17	.294	14-17	.824	8	32	40	36.6	16	20	12	6	7	73	69.4
at Oklahoma St.	12/17/2021	46-61	L	20-52	.385	0-11	.000	6-11	.545	6	30	36	36.6	12	10	19	6	4	46	66.8
at Louisiana	12/30/2021	62-60	W	24-59	.407	5-14	.357	9-12	.750	6	27	33	36.2	16	15	15	1	10	62	66.3
at La.-Monroe	01/01/2022	72-56	W	27-64	.422	3-14	.214	15-18	.833	12	27	39	36.5	12	19	11	5	10	72	66.8
Troy	01/08/2022	48-59	L	18-70	.257	2-14	.143	10-16	.625	18	27	45	37.2	21	11	12	2	11	48	65.3
at Georgia St.	01/13/2022	82-68	W	30-62	.484	6-15	.400	16-27	.593	11	25	36	37.1	21	14	11	1	10	82	66.5
at Ga. Southern	01/15/2022	63-64	L	23-57	.404	4-19	.211	13-20	.650	7	29	36	37.0	17	7	17	5	7	63	66.3
Texas St.	01/20/2022	69-67	W	27-60	.450	3-10	.300	12-20	.600	8	20	28	36.4	22	17	14	2	17	69	66.5
at Texas St.	01/22/2022	72-65	W	28-61	.459	3-12	.250	13-19	.684	5	27	32	36.1	16	13	11	6	6	72	66.8
at Arkansas St.	01/27/2022	90-87	W	37-67	.552	5-10	.500	11-15	.733	11	26	37	36.2	14	22	12	6	6	90	68.2
at Little Rock	01/29/2022	64-53	W	20-45	.444	2-9	.222	22-28	.786	5	25	30	35.8	16	13	12	2	4	64	67.9
Appalachian St.	02/06/2022	88-79	W	31-64	.484	5-12	.417	21-28	.750	13	33	46	36.4	12	26	20	2	8	88	69.0
La.-Monroe	02/10/2022	77-50	W	29-54	.537	9-16	.563	10-18	.556	11	28	39	36.5	12	21	14	4	8	77	69.4
Louisiana	02/12/2022	57-62	L	24-63	.381	3-17	.176	6-16	.375	15	28	43	36.8	20	15	17	5	6	57	68.8
at Coastal Carolina	02/19/2022	70-61	W	25-64	.391	3-18	.167	17-28	.607	15	29	44	37.1	17	11	14	4	11	70	68.9
Total		1515		566-1322	.428	82-316	.259	301-438	.687	222	595	817	37.1	370	344	310	74	176	1515	68.9
Opponents		1445		557-1389	.401	104-391	.266	227-342	.664	290	596	886	40.3	365	273	348	49	149	1445	65.7

UT Arlington Averages

Games Played	Points/game	FG Pct	3FG Pct	FT Pct	Rebounds/game	Assists/game	Turnovers/game	Assist/Turnover ratio	Steals/game	Blocks/game
22	68.9	42.8	25.9	68.7	37.1	15.6	14.1	1.1	8.0	3.4

BOX SCORES



#7/8 BAYLOR 81, UT ARLINGTON 54
GAME 1 | NOV. 11, 2021 | COLLEGE PARK CENTER | ARLINGTON, TEXAS



Baylor - 81 Record: 2-0

NO. Name	Min	FG			FT	Rebounds		Fouls		TP	AS	TO	ST	Blocks			+/-
		M.A.	M.A.	M.A.		OR	DR	PF	FD					BS	BA	BA	
1 Nalysa Smith	29:00	8-9	0-0	5-5	11	16	3	6	21	1	5	2	2	0	0	0	29
4 Queen Egbo	C 19:03	3-5	0-0	0-0	1	3	4	2	1	6	1	2	1	0	0	0	28
3 Jordan Lewis	G 31:02	4-9	3-7	1-2	0	2	2	2	12	4	1	0	0	0	0	24	
21 Jai'Mae Asberry	G 27:02	6-15	5-11	0-0	1	0	1	1	4	17	2	3	0	0	2	26	
24 Sarah Andrews	G 30:58	5-15	1-5	4-5	1	5	6	2	3	15	3	0	1	0	1	26	
51 Caitlin Bickle	28:36	2-4	0-0	3-3	3	5	8	1	6	7	3	2	0	2	1	18	
10 Jaden Owens	24:01	1-4	0-2	1-2	0	2	3	1	3	2	1	0	0	0	0	9	
22 Kamaria McDaniel	04:20	0-1	0-0	0-0	0	1	1	0	0	0	0	0	0	0	0	-1	
25 Kendra Gillispie	03:21	0-1	0-0	0-0	0	1	2	0	0	0	0	0	0	0	0	-1	
11 Andrea Katramados	02:37	0-0	0-0	0-0	0	0	0	0	0	0	0	0	0	0	0	-3	
Team					1	0	1	0	0	1							
Totals		29-63	9-25	14-17	12	30	42	16	23	81	16	13	4	6	4	27	

Technical Fouls: NONE
Dead Ball Rebounds: 2, 0

UT Arlington - 54 Record: 0-1

NO. Name	Min	FG			FT	Rebounds		Fouls		TP	AS	TO	ST	Blocks			+/-
		M.A.	M.A.	M.A.		OR	DR	PF	FD					BS	BA	BA	
4 Starr Jacobs	F 21:50	6-9	0-1	2-3	1	3	4	2	3	14	1	2	0	1	2	-7	
34 Shylia Smith	F 23:01	1-3	0-1	1-4	1	2	3	4	2	3	0	2	0	0	0	-9	
20 Claire Chastain	G 24:17	2-6	1-2	0-0	0	1	3	0	5	0	0	0	1	1	-21		
21 Terryn Milton	G 32:00	2-11	0-1	4-4	3	5	8	3	2	8	5	2	1	0	1	-28	
24 De'Sha Benjamin	G 23:42	3-11	0-4	2-2	0	2	2	4	2	8	1	4	0	0	2	-24	
41 Katie Ferrell	23:42	0-3	0-2	0-0	1	4	5	1	0	2	3	1	0	1	0	-10	
45 Emma Halverson	23:39	2-6	0-0	2-4	1	1	2	0	2	6	1	0	0	0	0	-24	
23 Camryn Hawkins	14:36	2-7	0-5	0-0	4	1	5	1	1	4	0	0	1	0	0	-10	
32 Jordyn Turner	04:16	0-1	0-0	4-4	1	3	4	1	2	4	0	1	0	0	0	-2	
1 Olympia Chaney	05:38	1-2	0-0	0-0	1	0	1	0	2	0	0	0	0	0	0	-1	
2 Rheniya Jones	03:21	0-1	0-1	0-0	0	0	1	0	0	0	0	0	0	0	0	-1	
Team					1	1	2	0	1	0							
Totals		19-60	1-17	15-21	14	23	37	23	16	54	9	14	5	4	6	27	

Technical Fouls: NONE
Dead Ball Rebounds: 3, 0

BU	UTA	Points from	BU	UTA	Period by Period Scoring					
					1st	2nd	3rd	4th	TOT	
30 (4 th 4:05)	0 (1 st 10:00)	Turnovers	22	9						
11 (3 rd 4:12)	8 (3 rd 6:46)	Paint	36	30						
0	2	Second Chance	17	12	BU	24	14	20	23	81
5	9	Fast Breaks	9	2	UTA	15	17	9	13	54
36:15	00:00	Bench	10	16						



UT ARLINGTON 72, SAM HOUSTON 54
GAME 2 | NOV. 13, 2021 | COLLEGE PARK CENTER | ARLINGTON, TEXAS



Sam Houston - 54 Record: 1-1

NO. Name	Min	FG			FT	Rebounds		Fouls		TP	AS	TO	ST	Blocks			+/-
		M.A.	M.A.	M.A.		OR	DR	PF	FD					BS	BA	BA	
11 Courtney Cleveland	F 40:00	3-12	0-2	1-2	1	3	4	2	4	7	4	3	1	1	0	-18	
21 Madelyn Batista	F 32:33	6-9	0-1	2-4	7	2	9	4	4	14	0	2	1	0	1	-14	
10 Faith Cook	G 37:55	6-15	4-7	3-5	1	2	3	0	7	19	3	4	2	0	0	-15	
32 Demayla Telemague	G 28:30	3-10	0-1	3-4	0	4	4	4	2	8	2	3	4	0	1	-7	
13 Kaylee Jefferson	G 15:43	0-3	0-0	0-0	0	1	1	5	1	0	0	0	0	0	0	-12	
14 Raeanne Smith	04:26	0-1	0-0	0-0	0	1	1	0	0	0	0	0	0	0	0	-4	
24 Le'andra Echi	13:31	0-1	0-0	0-0	0	1	1	1	0	0	0	0	0	0	0	-7	
5 Shuntorri Rogers	02:14	0-0	0-0	0-0	0	0	0	0	0	0	0	0	0	0	0	-4	
10 Sydnee Kemp	21:44	1-4	0-0	3-4	0	1	1	2	1	5	0	1	2	0	0	-14	
15 Shuntorri Rogers	02:14	0-0	0-0	0-0	0	0	0	0	0	0	0	0	0	0	0	-2	
15 Devyn Wilson	01:33	0-0	0-0	0-0	0	0	0	0	0	0	0	0	0	0	0	-4	
22 Braylyn Dollar	01:51	0-0	0-0	0-0	0	1	1	0	0	0	0	0	0	0	0	-3	
Team					2	5	7	0	1	10							
Totals		19-55	4-11	12-19	11	21	32	22	21	54	10	19	11	1	2	18	

Technical Fouls: NONE
Dead Ball Rebounds: 3, 1

UT Arlington - 72 Record: 1-1

NO. Name	Min	FG			FT	Rebounds		Fouls		TP	AS	TO	ST	Blocks			+/-
		M.A.	M.A.	M.A.		OR	DR	PF	FD					BS	BA	BA	
4 Starr Jacobs	F 29:11	11-16	0-0	4-9	2	1	3	2	7	26	1	3	4	1	0	17	
34 Shylia Smith	F 14:38	2-3	0-1	8-8	1	2	3	2	6	12	0	4	2	0	0	-4	
20 Claire Chastain	G 27:50	4-9	2-6	4-5	2	2	4	3	4	14	1	3	0	1	0	7	
21 Terryn Milton	G 29:50	3-8	0-1	1-1	0	4	4	2	1	7	9	1	3	0	0	17	
24 De'Sha Benjamin	G 17:38	0-2	0-0	0-0	1	2	3	3	0	0	1	3	0	0	0	-4	
41 Katie Ferrell	22:50	2-5	1-2	0-0	1	5	6	2	0	5	3	1	1	0	0	16	
23 Camryn Hawkins	13:55	0-1	0-1	0-0	1	1	2	0	0	3	0	0	0	0	0	5	
32 Jordyn Turner	05:21	1-1	1-1	0-0	0	2	2	0	0	3	0	0	0	0	0	-4	
45 Emma Halverson	15:45	1-1	0-0	0-1	0	4	4	1	1	2	0	0	0	0	0	12	
2 Rheniya Jones	08:00	0-3	0-1	0-0	0	1	1	2	0	0	1	2	0	0	1	5	
1 Olympia Chaney	14:16	0-1	0-0	3-4	0	2	2	3	3	0	2	1	0	0	0	16	
0 Stephanie Mozley	00:46	0-1	0-0	0-0	1	0	1	0	0	0	0	0	0	0	0	-1	
Team					1	3	4	1	0	17							
Totals		24-51	4-13	20-28	10	28	38	21	22	72	10	19	11	2	1	18	

Technical Fouls: NONE
Dead Ball Rebounds: 3, 0

SHSU	UTA	Points from	SHSU	UTA	Period by Period Scoring					
					1st	2nd	3rd	4th	TOT	
6 (1 st 6:40)	21 (4 th 1:04)	Turnovers	22	28						
7 (4 th 8:54)	13 (3 rd 3:58)	Paint	24	38						
1	5	Second Chance	5	10	SHSU	14	11	17	12	54
1	9	Fast Breaks	6	9	UTA	19	14	18	21	72
06:06	33:19	Bench	5	13						



UT ARLINGTON 69, HOUSTON 66 (OT)
GAME 3 | NOV. 17, 2021 | COLLEGE PARK CENTER | ARLINGTON, TEXAS



Houston - 66 Record: 1-2

NO. Name	Min	FG			FT	Rebounds		Fouls		TP	AS	TO	ST	Blocks			+/-
		M.A.	M.A.	M.A.		OR	DR	PF	FD					BS	BA	BA	
1 Bria Patterson	F 37:52	4-8	1-4	3-3	2	3	5	3	2	12	2	1	2	0	1	0	
30 Tatyana Hill	F 36:12	8-14	0-0	1-1	3	5	8	3	4	13	0	1	0	0	1	4	
5 Dymond Gladney	G 28:00	2-11	1-8	0-0	2	1	3	2	1	5	1	2	2	0	0	-11	
10 Britney Onyeje	G 30:51	1-6	1-5	0-0	0	1	1	3	0	3	2	3	0	0	0	-11	
23 Julia Blackshell-Fair	G 09:08	1-3	0-0	0-0	2	2	4	1	1	2	1	1	0	0	1	3	
0 Eryka Sidney	04:12	0-1	0-0	0-0	0	0	0	0	0	0	0	1	0	0	0	-5	
14 Laila Blair	34:13	6-12	1-2	1-2	2	7	9	2	2	14	1	5	2	0	1	-1	
45 Fatou Diagne	08:48	0-2	0-0	0-0	1	0	1	2	0	0	0	0	0	0	0	-7	
34 Camryn Jones	07:08	0-0	0-0	2-2	1	2	3	0	2	2	0	2	0	0	0	-3	
2 Tiara Young	28:36	7-11	0-1	1-2	1	2	3	3	2	15	2	5	0	1	1	16	
Team					1	5	6	0	2								
Totals		27-68	4-20	8-10	15	28	43	19	14	66	9						

BOX SCORES



UT ARLINGTON 75, UNLV 72
GAME 5 | NOV. 27, 2021 | COX PAVILION | LAS VEGAS, NEV.



UT Arlington - 75

Record: 4-1

NO.	Name	Min	FG	3P	FT	Rebounds	Fouls	TP	AS	TO	ST	Blocks	+/-			
			M.A.	M.A.	M.A.	OR DR TOT	PF FD					BS BA				
4	Starr Jacobs	F 33:35	14-24	0-1	0-2	4 5 9	1 3	28	1	3	4	0 0 8	8			
41	Katie Ferrell	F 25:27	2-8	0-4	0-0	1 8 9	1 0	4	8	2	1	1 0 0	9			
20	Claire Chastain	G 35:06	3-6	1-2	8-9	0 3 3	4 5	15	0	0	0	0 0 3	3			
21	Terryn Milton	G 32:58	3-7	0-0	4-4	1 1 2	3 3	10	3	1	2	0 0 0	9			
24	De'Sha Benjamin	G 31:24	3-9	2-5	2-2	0 2 2	1 2	10	2	4	2	1 0 1	1			
45	Emma Halverson	12:12	0-2	0-0	0-2	1 2 3	2 1	0	1	0	0	0 0 0	-4			
2	Reniya Jones	06:22	1-2	1-1	0-0	0 1 1	2 0	3	0	0	0	0 0 0	-6			
23	Camryn Hawkins	18:11	1-4	1-4	0-0	0 2 2	2 0	3	1	0	0	0 0 1	1			
32	Jordyn Turner	03:45	1-1	0-0	0-0	0 0 0	0 0	2	0	0	0	0 0 0	-6			
Team						0 3 3	0 0	0	0	0	0					
Totals			28-63	5-17	14-19	7 27	34	16	14	75	16	10	9	2	0	3

Technical Fouls: NONE

Shooting By Period	
1 st FG%	9-15 60.0%
3PT%	3-4 75.0%
FT%	3-3 100%
2 nd FG%	5-16 31.3%
3PT%	0-5 0.0%
FT%	0-0 0%
3 rd FG%	8-19 42.1%
3PT%	1-7 14.3%
FT%	0-0 0%
4 th FG%	6-13 46.2%
3PT%	1-1 100%
FT%	11-16 68.8%
GM FG%	28-63 44.4%
3PT%	5-17 29.4%
FT%	14-19 73.7%

Dead Ball Rebounds: 3

UNLV - 72

Record: 3-2

NO.	Name	Min	FG	3P	FT	Rebounds	Fouls	TP	AS	TO	ST	Blocks	+/-			
			M.A.	M.A.	M.A.	OR DR TOT	PF FD					BS BA				
1	Nneka Obiazor	F 28:23	7-12	0-0	1-1	3 8 11	1 1	15	2	1	0	0 0 0	-3			
20	Khayla Rooks	F 21:23	2-6	0-1	0-0	2 2 4	2 0	4	2	2	0	0 0 0	-10			
5	Jade Thomas	G 13:49	0-2	0-0	0-0	2 2 2	2 1	0	0	0	0	0 0 0	-13			
11	Justice Eldridge	G 25:54	4-7	0-0	0-0	1 0 1	1 0	8	1	1	2	0 0 0	-7			
24	Essence Booker	G 36:20	4-14	2-5	4-4	0 5 5	2 6	14	7	2	3	0 2 2	-2			
23	Desi-Rae Young	26:33	8-14	0-0	3-4	0 4 4	4 4	19	2	3	1	0 0 2	2			
3	Klara Jackson	13:18	0-3	0-3	0-0	1 1 0	0 0	2	0	0	0	0 0 0	2			
15	Keyana Wilfred	03:37	1-1	0-0	2-2	1 0 1	0 1	4	0	0	0	0 0 0	0			
12	Alyssa Durazo-Frescas	24:13	2-3	2-3	2-2	0 2 2	2 2	8	1	2	0	0 0 0	9			
2	Kenadee Winfrey	06:30	0-1	0-0	0-0	1 2 3	0 1	0	2	1	0	0 0 0	-1			
Team						1 4 5	0 0	0	0	0	0					
Totals			28-64	4-17	12-13	9 30	39	14	16	72	19	14	6	0	2	-3

Technical Fouls: NONE

Shooting By Period	
1 st FG%	7-19 36.8%
3PT%	0-5 0.0%
FT%	2-2 100%
2 nd FG%	10-17 58.8%
3PT%	-5 0.0%
FT%	1-1 100%
3 rd FG%	5-13 38.5%
3PT%	0-2 0%
FT%	5-6 83.3%
4 th FG%	6-15 40.0%
3PT%	1-5 20.0%
FT%	4-4 100%
GM FG%	28-64 43.8%
3PT%	4-17 23.5%
FT%	12-13 92.3%

Dead Ball Rebounds: 1

	UTA	UNLV
Biggest lead	10 (1 st 0:37)	8 (2 nd 0:29)
Best Scoring Run	10 (1 st 0:37)	12 (2 nd 2:46)
Lead Changes	4	
Times Tied	6	
Time with Lead	18:38	17:28

Points from	UTA	UNLV
Turnovers	17	14
Paint	42	46
Second Chance	8	9
Fast Breaks	14	11
Bench	8	31

Period by Period Scoring	1st	2nd	3rd	4th	TOT
UTA	24	10	17	24	75
UNLV	16	24	15	17	72



KANSAS CITY 85, UT ARLINGTON 76
GAME 6 | NOV. 28, 2021 | COX PAVILION | LAS VEGAS, NEV.



UT Arlington - 76

Record: 4-2

NO.	Name	Min	FG	3P	FT	Rebounds	Fouls	TP	AS	TO	ST	Blocks	+/-			
			M.A.	M.A.	M.A.	OR DR TOT	PF FD					BS BA				
4	Starr Jacobs	F 35:20	12-17	0-0	3-5	4 0 4	3 3	27	2	1	3	0 0 1	5			
41	Katie Ferrell	F 13:21	0-2	0-1	0-0	0 0 0	5 0	0	4	0	1	0 0 0	-7			
20	Claire Chastain	G 28:00	0-10	0-6	2-2	0 4 4	2 1	2	0	2	1	0 0 0	-7			
21	Terryn Milton	G 38:13	8-13	0-0	2-3	2 3 5	2 4	18	7	0	1	0 0 0	-6			
24	De'Sha Benjamin	G 29:26	7-13	1-5	5-5	0 4 4	4 5	20	0	2	1	0 0 0	5			
45	Emma Halverson	20:22	1-4	0-0	0-0	2 1 3	3 2	2	0	3	0	0 0 0	-12			
2	Reniya Jones	06:02	0-0	0-0	0-0	0 0 0	1 0	0	0	0	0	0 0 0	-11			
23	Camryn Hawkins	19:29	2-4	2-4	1-2	0 1 1	1 1	7	1	2	0	0 0 0	9			
32	Jordyn Turner	09:47	0-0	0-0	0-0	0 2 2	3 1	0	0	0	0	0 0 0	-11			
Team						1 2 3	0 0	0	0	0	0					
Totals			30-63	3-16	13-17	9 17	26	24	17	76	14	9	9	0	1	-9

Technical Fouls: NONE

Shooting By Period	
1 st FG%	13-17 76.5%
3PT%	3-4 75.0%
FT%	0-0 0%
2 nd FG%	5-15 33.3%
3PT%	0-3 0.0%
FT%	4-4 100%
3 rd FG%	8-16 50.0%
3PT%	0-2 0.0%
FT%	1-3 33.3%
4 th FG%	4-15 26.7%
3PT%	0-7 0.0%
FT%	8-10 80%
GM FG%	30-63 47.6%
3PT%	3-16 18.8%
FT%	13-17 76.5%

Dead Ball Rebounds: 1

Kansas City - 85

Record: 6-1

NO.	Name	Min	FG	3P	FT	Rebounds	Fouls	TP	AS	TO	ST	Blocks	+/-			
			M.A.	M.A.	M.A.	OR DR TOT	PF FD					BS BA				
1	Brooklyn McDavid	F 16:01	0-2	0-0	0-2	1 1 2	2 4	0	3	3	0	0 0 0	-3			
4	Klara Bradley	F 40:00	4-7	4-6	1-2	1 8 9	2 3	13	5	3	1	0 0 0	9			
23	Paige Bradford	F 34:05	5-10	0-1	0-0	3 10 13	3 3	10	0	4	0	1 0 0	12			
3	Naomie Amatas	G 37:52	12-19	6-7	9-9	2 2 4	5 7	38	7	3	0	0 0 0	7			
21	Mandy Willemss	G 22:18	3-6	2-5	3-3	0 2 2	1 2	11	0	1	0	0 0 0	-10			
35	Dani Winslow	28:15	3-6	0-0	3-5	2 2 4	3 4	9	1	2	0	0 0 0	11			
2	Ravon Nero	21:29	1-3	0-2	2-2	0 0 1	1 1	4	3	1	0	0 0 0	19			
Team						2 1 3	0 0	0	0	0	0					
Totals			28-53	12-21	17-23	11 27	38	17	24	85	19	17	6	1	0	9

Technical Fouls: NONE

Shooting By Period	
1 st FG%	9-12 75.0%
3PT%	5-6 83.3%
FT%	5-5 100%
2 nd FG%	5-16 31.3%
3PT%	2-6 33.3%
FT%	4-5 80%
3 rd FG%	5-13 38.5%
3PT%	2-6 33.3%
FT%	3-7 42.9%
4 th FG%	9-12 75.0%
3PT%	3-3 100%
FT%	5-6 83.3%
GM FG%	28-53 52.8%
3PT%	12-21 57.1%
FT%	17-23 73.9%

Dead Ball Rebounds: 3

	UTA	UMKC
Biggest lead	6 (1 st 2:51)	12 (4 th 3:05)
Best Scoring Run	9 (3 rd 2:08)	12 (2 nd 6:34)
Lead Changes	17	
Times Tied	8	
Time with Lead	12:06	25:15

Points from	UTA	UMKC
Turnovers	14	17
Paint	44	28
Second Chance	9	7
Fast Breaks	13	13
Bench	9	13

Period by Period Scoring	1st	2nd	3rd	4th	TOT
UTA	29	14	17	16	76
UMKC	28	16	15	26	85



UT ARLINGTON 61, #13/17 SOUTH FLORIDA 56
GAME 7 | DEC. 2, 2021 | COLLEGE PARK CENTER | ARLINGTON, TEXAS



South Fla. - 56

Record: 5-3

NO.	Name	Min	FG	3P	FT	Rebounds	Fouls	TP	AS	TO	ST	Blocks	+/-
			M.A.	M.A.	M.A.	OR DR TOT	PF FD					BS BA	
20	Bethy Mununga	F 38:52	6-10	1-1	0-2	6 14 20	4 3	13	2	3	2	2 0 0	-7
21	Shae Leverett	F 24:10	1-1	0-0	0-0	2 2 3	0 0	2	0	0	0	0 0 0	-3
3	Sydni Harvey	G 35:40	5-16	2-8	1-2	0 0 0	5 3	13	0	1	0	0 1 0	-5
4	Elisa Pinzan	G 38:10	3-16	2-9	2-2	0 3 3	3 2	10	11	2	4	0 0 0	-4
5	Elena Tsineke	G 32:09	3-14	0-1	2-2</								

BOX SCORES

OKLAHOMA STATE 61, UT ARLINGTON 46
GAME 9 | DEC. 17, 2021 | GALLAGHER-IBA ARENA | STILLWATER, OKLA.

UT Arlington - 46		Record: 6-3																					
NO. Name	Min	FG	3P	FT	Rebounds	Fouls	TP	AS	TO	ST	Blocks	+-											
		M.A.	M.A.	M.A.	OR DR TOT	PF FD					BS BA												
4 Starr Jacobs	F 31:22	6-12	0-0	2-7	0 6 6	2 5	14	1	1	1	1	3	-13										
41 Katie Ferrell	F 28:43	2-4	0-0	0-0	0 7 7	2 1	4	5	2	2	0	0	-13										
2 Remya Jones	G 10:08	0-1	0-0	0-0	0 1 1	0 0	0	0	0	0	0	0	-3										
20 Claire Chastain	G 33:45	4-11	0-3	0-0	1 4 5	2 4	8	2	5	1	2	1	-17										
24 De'Sha Benjamin	G 23:11	1-7	0-3	2-2	0 4 4	4 1	4	0	6	0	1	0	-6										
21 Terryn Milton	G 23:37	6-9	0-0	0-0	1 2 3	1 0	12	1	2	0	1	0	-11										
23 Camryn Hawkins	20:32	1-4	0-3	2-2	0 1 1	4 1	1	1	1	0	0	0	-11										
45 Emma Halverson	17:05	0-3	0-0	0-0	0 2 2	0 0	0	0	0	0	0	1	-1										
32 Jordyn Turner	06:37	0-1	0-0	0-0	1 0 1	0 0	0	0	0	0	0	1	-1										
Team					3 2 5	0 0	0	1															
Totals		20-52	0-11	6-11	6 30 36	12 12	46	10	19	4	6	5	-15										

Shooting By Period

1st FG% 5-12 41.7%

3PT% 0-3 0.0%

FT% 2-2 100%

2nd FG% 5-12 41.7%

3PT% 0-3 0.0%

FT% 1-3 33.3%

3rd FG% 7-16 43.8%

3PT% 0-1 0.0%

FT% 0-0 0.0%

4th FG% 3-12 25.0%

3PT% 0-4 0.0%

FT% 3-6 50%

GM FG% 20-52 38.5%

3PT% 0-11 0.0%

FT% 6-11 54.5%

Dead Ball Rebounds: 1, 0

Technical Fouls: NONE

Oklahoma St. - 61

Record: 5-4

NO. Name	Min	FG	3P	FT	Rebounds	Fouls	TP	AS	TO	ST	Blocks	+-											
		M.A.	M.A.	M.A.	OR DR TOT	PF FD					BS BA												
14 Taylen Collins	F 31:13	3-6	0-0	0-0	1 6 7	1 1	6	1	1	1	1	1	13										
25 Abbie Winchester	F 13:49	1-1	0-0	0-2	0 2 2	1 1	2	0	1	0	0	0	-5										
2 Nefelatal Notoa	G 14:38	0-8	0-3	0-0	2 4 6	0 0	0	1	1	0	0	3	-9										
11 N'Yah Boyd	G 32:21	2-8	0-1	1-2	1 3 4	0 1	5	6	0	2	0	0	37										
23 Lauren Fields	G 37:39	9-24	2-10	3-4	1 4 5	1 3	23	2	3	0	0	1	19										
1 Kassiidy De Lapp	20:38	3-4	0-0	0-2	4 4 8	4 4	6	0	1	3	4	0	-5										
5 Chloe Mayer	02:40	0-1	0-0	0-0	0 0 0	2 0	0	0	1	0	0	0	13										
15 Lexy Keys	25:36	4-11	3-8	0-0	0 2 2	2 0	11	0	1	1	0	1	-8										
20 Macie James	02:21	0-1	0-0	1-0	1 0 1	2 0	0	0	0	0	0	0	4										
22 Ruthee Udoumho	14:20	3-3	0-0	2-4	3 4 7	0 0	2	8	0	1	0	0	-7										
3 Mitch Dennis	04:47	0-2	0-0	0-0	0 0 0	1 0	0	0	1	2	0	0	1										
Team					3 2 5	0 0	0	2															
Totals		25-69	5-22	6-14	18 29 47	12 12	61	10	13	12	5	6	15										

Shooting By Period

1st FG% 9-19 47.4%

3PT% 2-4 50.0%

FT% 0-0 0.0%

2nd FG% 3-17 17.6%

3PT% 1-7 14.3%

FT% 4-8 50%

3rd FG% 6-18 33.3%

3PT% 2-7 28.6%

FT% 0-2 0.0%

4th FG% 7-15 46.7%

3PT% 0-4 0.0%

FT% 2-4 50%

GM FG% 25-69 36.2%

3PT% 5-22 22.7%

FT% 6-14 42.9%

Dead Ball Rebounds: 4, 1

Technical Fouls: NONE

	UTA	OSU	Points from Turnovers	UTA	OSU	Period by Period Scoring	
			1st	2nd	3rd	4th	TOT
Biggest lead	2 (1st 9:36)	17 (4th 2:49)					
Best Scoring Run	10 (3rd 5:36)	9 (1st 3:03)					
Lead Changes	3	1	UTA	12	11	14	9 46
Times Tied	1		OSU	20	11	14	16 61
Time with Lead	01:37	36:44					

UT ARLINGTON 62, LOUISIANA 60
GAME 10 | DEC. 30, 2021 | CAJUNDOME | LAFAYETTE, LA.

UT Arlington - 62

Record: 7-3 (1-0)

NO. Name	Min	FG	3P	FT	Rebounds	Fouls	TP	AS	TO	ST	Blocks	+-											
		M.A.	M.A.	M.A.	OR DR TOT	PF FD					BS BA												
4 Starr Jacobs	F 31:35	9-18	0-0	6-8	2 3 5	4 5	24	1	2	2	0	0	10										
41 Katie Ferrell	F 30:17	1-4	0-0	0-0	1 5 6	3 1	2	7	0	5	0	0	-1										
20 Claire Chastain	G 29:52	3-9	1-4	2-2	1 3 4	3 1	9	0	3	0	1	0	-1										
21 Terryn Milton	G 33:37	3-7	0-0	0-0	0 1 1	1 2	6	5	1	2	0	0	-1										
24 De'Sha Benjamin	G 28:49	3-12	1-4	0-0	0 6 6	1 1	7	1	2	0	0	0	-8										
23 Camryn Hawkins	20:14	4-7	3-5	1-2	0 4 4	0 1	12	1	1	1	0	0	11										
45 Emma Halverson	18:15	1-2	0-1	0-0	0 4 4	1 1	2	0	0	0	0	0	-2										
34 Shylia Smith	07:21	0-0	0-0	0-0	0 1 1	3 0	0	0	4	0	0	0	-2										
Team					2 0 2	0 2	0	2															
Totals		24-59	5-14	9-12	6 27 33	16 12	62	15	15	10	1	0	2										

Shooting By Period

1st FG% 9-15 60.0%

3PT% 2-4 50.0%

FT% 2-2 100%

2nd FG% 7-16 43.8%

3PT% 2-5 40.0%

FT% 3-4 75%

3rd FG% 6-16 37.5%

3PT% 1-3 33.3%

FT% 2-2 100%

4th FG% 2-12 16.7%

3PT% 0-2 0.0%

FT% 2-4 50%

GM FG% 24-59 40.7%

3PT% 5-14 35.7%

FT% 9-12 75.0%

Dead Ball Rebounds: 3, 0

Technical Fouls: NONE

Louisiana - 60

Record: 8-3 (0-1)

NO. Name	Min	FG	3P	FT	Rebounds	Fouls	TP	AS	TO	ST	Blocks	+-											
		M.A.	M.A.	M.A.	OR DR TOT	PF FD					BS BA												
5 Tamara Johnson	F 38:59	5-9	0-1	0-0	1 6 7	3 4	12	1	4	2	0	0	1										
35 Ty'Reona Doucet	F 29:24	5-10	0-1	2-2	1 10 11	1 3	12	1	1	0	0	5	2										
4 Lanay Wheaton	G 28:45	5-9	0-0	0-0	1 0 1	0 3	10	0	2	0	0	0	-2										
15 Diamond Morrison	G 16:16	1-3	1-3	0-0	0 1 1	0 0	3	0	1	0	0	0	-8										
24 Destiny Rice	G 37:04	5-11	0-2	7-10	1 6 7	2 6	17	0	4	0	0	0	-3										
3 Makayia Hallmon	26:00	4-12	0-2	0-0	0 4 4	3 0	8	0	2	2	0	0	9										
20 Cairra Wran	11:31	0-1	0-0	0-0	1 0 1	1 0	0	1	2	0	0	0	-10										
0 Ashlyn Jones	08:20	0-1	0-0	0-0	0 0 0	0 0	0	0	0	0	0	0	-13										
33 Lafayette Green	00:06	0-0	0-0	0-0	0 0 0	0 0	0	0	0	0	0	0	-1										
13 Skyler Christmas	03:35	0-2	0-1	0-0	0 0 0	2 0	0	0	0	0	0	1	0										
Team					2 1 3	0 0	0	2															
Totals		25-58	1-10	9-12	7 28 35	12 16	60	8	17	5	0	1	-2										

Shooting By Period

1st FG% 7-12 58.3%

3PT% 0-1 0.0%

FT% 3-4 75%

2nd FG% 5-18 27.8%

3PT% 1-4 25.0%

FT% 0-0 0%

3rd FG% 6-13 46.2%

3PT% 0-3 0.0%

FT% 6-8 75%

4th FG% 7-15 46.7%

3PT% 0-2 0.0%

FT% 0-0 0%

GM FG% 25-58 43.1%

3PT% 1-10 10.0%

FT% 9-12 75.0%

Dead Ball Rebounds: 2, 1

Technical Fouls: NONE

	UTA	LA	Points from Turnovers	UTA	LA	Period by Period Scoring	
			1st	2nd	3rd	4th	TOT
Biggest lead	15 (3rd 8:56)	2 (1st 9:40)					
Best Scoring Run	10 (2nd 3:23)	10 (4th 5:51)					
Lead Changes	6	3	Second Chance	6	6	UTA	22 19 15 6 60
Times Tied	5		Fast Breaks	20	6	LA	17 11 18 14 60
Time with Lead	35:10	01:25					

UT ARLINGTON 72, ULM 56
GAME 11 | JAN. 1, 2022 | FANT-FEING COLISEUM | MONROE, LA.

UT Arlington - 72

Record: 8-3 (2-0)

NO. Name	Min	FG	3P	FT	Rebounds	Fouls	TP	AS	TO	ST	Blocks	+-											
		M.A.	M.A.	M.A.	OR DR TOT	PF FD					BS BA												
4 Starr Jacobs	F 24:38	7-12	0-0	6-6	0 3 3	2 6	20	3	1	0	1	0	9										
41 Katie Ferrell	F 19:47	2-3	2-3	0-0	2 6 8	1 1	6	2	4	1	2	0	6										
20 Claire Chastain	G 25:16	2-9	1-5	1-2	1 1 2	2 1	6	2	0	0	1	1	7										
21 Terryn Milton	G 25:39	5-10	0-0	0-0	1 3 4	0 0	10	2	2	5	0	0	10										
24 De'Sha Benjamin	G 23:23	3-8	0-0	1-2	1 6 7	3 0	1	7	3	0	1	0	6										
34 Shylia Smith	16:06	2-3	0-0	2-2	0 1 1	2 3	6	0	0	1	0	0	7										
23 Camryn Hawkins	12:49	0-1	0-1	2-2	1 0 1	1 1	2	1	0	0	1	0	12										
45 Emma Halverson	25:28	5-9	0-0	1-2	4 4 8	2 3	11	4	1	2	0	0	19										
2 Remya Jones	15:07	0-5	0-4	2-2	1 1 2	1 1	2	2	2	1	0	0	9										
0 Stephanie Mosley	07:59	1-2	0-1	0-0	0 0 0	1 0	2	0	1	0	0	0	-1										
1 Olympia Chaney	03:48	0-2	0-0	0-0	1 0 1	0 0	0	0	1	0	0	1	-4										
Team					0 2 2	0 0	0	0															
Totals		27-64	3-14	15-18	12 27 39	12 17	72	19	11	10	5	2	16										

Shooting By Period

1st FG% 7-15 46.7%

3PT% 2-4 50.0%

FT% 7-7 100%

2nd FG% 7-19 36.8%

3PT% 1-6 16.7%

FT%

BOX SCORES

UT ARLINGTON 82, GEORGIA STATE 68
GAME 13 | JAN. 13, 2022 | GSU SPORTS ARENA | ATLANTA, GA.

UT Arlington - 82		Record: 9-4 (3-1)										Shooting By Period									
NO.	Name	Min	FG	3P	FT	Rebounds	Fouls	TP	AS	TO	ST	Blocks	+	1 st	2 nd	3 rd	4 th	GM	FT%		
			M.A.	M.A.	M.A.	OR	DR	FF	FD	OR	DR	FF	FD	FG%	FG%	FG%	FG%	FG%	FG%	FG%	
4	Starr Jacobs	F 21:52	8-11	0-0	6-7	1	2	3	1	5	22	0	2	1	0	0	0	28	3PT%	2-3	66.7%
41	Katie Ferrell	F 15:48	3-4	1-2	0-1	1	2	3	3	1	7	4	1	1	0	0	0	17	FT%	9-14	64.3%
20	Claire Chastain	G 17:07	2-6	1-2	1-2	1	4	5	1	1	6	2	1	1	0	1	0	27	2 nd FG%	8-17	47.1%
21	Terryn Milton	G 23:19	4-7	1-1	6-9	0	4	4	3	5	15	4	1	1	0	0	28	3PT%	1-2	50.0%	
24	De'Sha Benjamin	G 16:32	3-9	0-1	0-0	1	1	1	1	0	6	1	0	1	0	0	25	FT%	12	50%	
23	Camryn Hawkins	14:23	1-3	1-2	1-3	1	0	1	1	2	4	1	0	2	0	0	0	0	3 rd FG%	7-16	43.8%
34	Shyia Smith	22:28	4-5	0-0	0-0	3	1	4	1	1	8	0	2	0	1	0	-2	4 th FG%	6-13	46.2%	
2	Reniya Jones	20:48	2-5	2-4	0-0	0	1	1	3	1	6	1	1	1	1	0	0	-10	3PT%	1-5	20.0%
45	Emma Halverson	14:01	0-0	0-0	1-2	1	3	4	1	1	1	1	1	1	0	0	0	13	3PT%	6-15	40.0%
32	Jordyn Turner	12:34	2-6	0-1	0-1	1	3	4	5	1	4	0	0	0	0	0	1	-5	FT%	0-1	0%
0	Stephanie Mosley	07:23	0-2	0-0	0-0	0	0	0	0	0	0	1	2	0	0	1	-7	GM FG%	30-62	48.4%	
1	Olympia Chaney	13:45	1-4	0-2	1-2	0	0	0	0	2	3	0	0	0	0	0	0	-18	3PT%	9-15	60.0%
Team						2	4	6	0	0	0	0	0	0	0	0	0	0	FT%	16-27	59.3%
Totals			30-62	6-15	16-27	11	25	36	21	20	82	14	11	10	1	4	14		GM FT%	30-62	48.4%

Technical Fouls: NONE Dead Ball Rebounds: 5, 0

Georgia St. - 68		Record: 6-8 (2-2)										Shooting By Period									
NO.	Name	Min	FG	3P	FT	Rebounds	Fouls	TP	AS	TO	ST	Blocks	+	1 st	2 nd	3 rd	4 th	GM	FT%		
			M.A.	M.A.	M.A.	OR	DR	FF	FD	OR	DR	FF	FD	FG%	FG%	FG%	FG%	FG%	FG%	FG%	
11	Deasia Merrill	F 13:41	2-6	0-0	0-0	1	3	4	0	1	4	0	1	0	1	0	0	-17	3PT%	1-5	20.0%
55	Alex Gilchenko	F 23:07	0-2	0-1	1-2	1	5	6	3	2	1	2	2	1	0	0	0	-2	FT%	0	0%
5	Clara Smith	G 13:27	0-2	0-0	0-0	0	2	2	2	0	0	1	2	0	0	0	0	-5	2 nd FG%	6-19	31.6%
10	Kamryn Dziak	G 33:35	4-8	4-7	0-0	0	1	1	0	0	12	1	1	1	1	0	0	-2	3PT%	2-7	28.6%
13	Nyia Lean	G 16:43	4-10	1-2	2-4	2	2	4	1	3	12	1	1	0	0	0	-5	FT%	1-1	100%	
32	Taylor Henderson	22:59	3-8	0-1	0-2	1	2	3	5	6	7	3	0	0	0	0	-16	3 rd FG%	6-13	46.2%	
1	Jenae Dublin	10:10	0-4	0-0	0-0	1	2	3	1	0	0	0	0	0	0	0	0	-14	4 th FG%	8-14	57.1%
20	Alyssa Phillip	13:02	3-3	0-0	1-2	3	1	4	2	1	7	0	1	0	1	0	4	FT%	4-7	57.1%	
21	Taniyah Worth	21:48	4-10	0-5	1-1	0	2	3	2	3	9	0	1	5	1	0	-19	3PT%	2-3	66.7%	
0	Moriah Taylor	16:32	1-2	1-2	0-0	1	2	3	1	0	3	0	0	0	0	0	0	-3	3PT%	1-3	33.3%
35	Hannah Sadler	14:56	4-7	0-0	6-7	1	3	4	3	6	14	0	2	0	0	0	0	5	FT%	7-10	70%
Team						2	2	4	0	0	0	0	0	0	0	0	0	0	GM FG%	25-62	40.3%
Totals			25-62	6-18	12-18	13	27	40	21	21	68	12	14	7	4	1	14		FT%	12-18	66.7%

Technical Fouls: Team 1st:11 Henderson 3rd:3,3,4 Dead Ball Rebounds: 5, 0

UTA		GSU		Points from Turnovers		Period by Period Scoring	
Biggest lead	32 (3 rd 3:20)	0 (1 st 10:00)	1st	2nd	3rd	4th	TOT
Best Scoring Run	13 (1 st 6:46)	8 (4 th 5:59)	Paint	28	32	32	82
Lead Changes	0	0	Second Chance	14	9	UTA	29
Times Tied	0	0	Fast Breaks	16	8	GSU	11
Time with Lead	39:39	00:00	Bench	26	39	UTA	11
						GSU	15

GEORGIA SOUTHERN 64, UT ARLINGTON 63
GAME 14 | JAN. 15, 2022 | HAMNER FIELDHOUSE | STATESBORO, GA.

UT Arlington - 63		Record: 9-5 (3-2)										Shooting By Period									
NO.	Name	Min	FG	3P	FT	Rebounds	Fouls	TP	AS	TO	ST	Blocks	+	1 st	2 nd	3 rd	4 th	GM	FT%		
			M.A.	M.A.	M.A.	OR	DR	FF	FD	OR	DR	FF	FD	FG%	FG%	FG%	FG%	FG%	FG%	FG%	
4	Starr Jacobs	F 30:12	5-7	0-0	5-6	1	4	5	2	3	15	2	4	3	0	0	0	13	3PT%	1-3	33.3%
41	Katie Ferrell	F 31:00	6-7	3-4	0-0	0	7	7	3	0	15	1	5	2	1	0	0	3	3PT%	3-5	60%
20	Claire Chastain	G 34:28	5-12	1-6	4-5	2	11	13	4	4	15	1	3	0	0	0	0	5	2 nd FG%	2-8	25.0%
21	Terryn Milton	G 36:50	6-13	0-2	1-4	0	1	1	1	5	13	1	1	1	4	1	-6	3PT%	0-2	0.0%	
24	De'Sha Benjamin	G 15:20	0-8	0-2	0-0	1	0	1	1	0	0	0	0	0	0	0	0	-7	FT%	2-4	50%
23	Camryn Hawkins	16:26	0-4	0-4	0-0	0	0	0	0	0	0	1	2	0	0	0	0	4	3 rd FG%	9-19	50.0%
34	Shyia Smith	13:43	1-3	0-0	1-3	1	1	2	2	2	3	0	0	1	0	0	0	-13	4 th FG%	3-10	30.0%
2	Reniya Jones	07:33	0-0	0-0	0-0	0	1	1	1	0	0	0	0	0	0	0	0	0	FT%	5-5	100%
45	Emma Halverson	12:00	0-3	0-1	1-2	0	2	2	0	1	2	1	0	0	0	0	0	3	3PT%	0-4	0.0%
32	Jordyn Turner	02:28	0-0	0-0	0-0	0	0	0	0	0	0	0	0	0	0	0	0	-7	3PT%	3-6	50%
Team						0	4	4	0	0	0	0	0	0	0	0	0	0	GM FG%	23-57	40.4%
Totals			23-57	4-19	13-20	7	29	36	17	15	63	7	17	7	5	3	1	-1	FT%	13-20	65.0%

Technical Fouls: NONE Dead Ball Rebounds: 4, 0

Ga. Southern - 64		Record: 11-5 (2-2)										Shooting By Period									
NO.	Name	Min	FG	3P	FT	Rebounds	Fouls	TP	AS	TO	ST	Blocks	+	1 st	2 nd	3 rd	4 th	GM	FT%		
			M.A.	M.A.	M.A.	OR	DR	FF	FD	OR	DR	FF	FD	FG%	FG%	FG%	FG%	FG%	FG%	FG%	
5	Tsubasa Nisbet	F 08:05	0-3	0-0	0-0	1	2	3	0	2	0	0	0	0	0	0	0	-6	3PT%	1-7	14.3%
20	Maya Gibson	F 09:24	1-2	0-1	0-0	1	0	1	2	1	2	0	0	0	0	0	0	-3	3PT%	0-2	0%
10	Mya Burns	G 32:53	8-19	4-9	3-6	4	6	10	3	4	23	1	3	1	2	1	-1	2 nd FG%	9-19	47.4%	
22	Jatryia Love-Hill	G 33:13	2-8	1-2	2-4	1	3	4	0	2	7	4	0	1	0	0	3	5	3PT%	5-8	62.5%
33	Simone Barnes	G 09:01	0-4	0-0	1-2	0	0	0	0	2	1	0	0	0	0	0	0	-11	FT%	1-2	50%
4	Constance Thomas	03:20	0-1	0-0	0-0	0	0	0	0	0	0	0	1	0	0	0	1	-2	3 rd FG%	4-15	26.7%
41	Eden Johnson	24:21	2-7	0-3	1-2	1	4	5	3	2	5	1	1	2	1	0	0	-8	4 th FG%	0-1	0.0%
0	Maya Banks	21:13	3-6	0-0	0-0	3	0	3	3	1	6	0	1	0	0	0	0	6	FT%	3-6	50%
2	Daeja Holmes	08:47	1-4	1-3	0-0	0	1	1	1	0	3	0	2	0	0	0	0	-5	3PT%	8-19	42.1%
3	Terren Ward	20:20	3-9	1-2	0-0	2	3	5	0	2	7	1	2	1	0	0	0	17	3PT%	1-5	20.0%
11	Rachel Johnson	14:42	1-1	0-0	0-0	0	2	2	1	1	2	0	1	0	0	0	0	0	3PT%	3-4	75%
55	Lydia Freeman	14:46	4-6	0-0	0-0	3	3	6	2	0	8	0	2	0	0	0	0	15	GM FG%	25-72	34.7%
Team						3	6	9	0	0	0	2	5	5	3	5	1	0	FT%	7-21	33.3%
Totals			25-72	7-21	7-14	19	30	49	15	17	64	8	15	5	3	5	1	0	GM FT%	7-21	33.3%

Technical Fouls: NONE Dead Ball Rebounds: 6, 0

UTA		GASO		Points from Turnovers		Period by Period Scoring	

BOX SCORES



UT ARLINGTON 90, ARKANSAS STATE 87
GAME 17 | JAN. 27, 2022 | FIRST NATIONAL BANK ARENA | JONESBORO, ARK.



UT Arlington - 90		Record: 12-5 (6-2)										Shooting By Period									
NO.	Name	Min	FG	3P	FT	Rebounds	Fouls	TP	AS	TO	ST	Blocks	+/	1st	2nd	3rd	4th	GM	FT%		
			M.A.	M.A.	M.A.	OR DR TOT	PF					BS BA		FG%	FG%	FG%	FG%	FG%	FT%		
4	Starr Jacobs	F 37:50	13-21	0-0	6-9	4 3 7	0 5	32	3	2	1	0	0	3	1st	FG% 9-16	56.3%	3PT%	1-3	33.3%	
34	Shylia Smith	F 16:31	4-6	0-0	2-3	4 2 6	3 2	10	1	2	1	0	0	17	2nd	FG% 7-18	38.9%	3PT%	5-5	100.0%	
41	Katie Ferrell	F 29:42	4-5	2-2	0-0	0 7 7	4 0	10	9	2	3	4	0	21	3rd	FG% 2-4	50.0%	3PT%	0-0	0%	
20	Claire Chastain	G 33:09	4-9	0-1	2-2	1 7 8	2 2	10	2	2	1	0	0	1	4th	FG% 9-14	64.3%	3PT%	0-1	0%	
21	Terryn Milton	G 32:57	3-9	0-1	1-1	0 4 4	0 4	7	7	1	0	0	0	-4	GM	FG%	37-67	55.2%	3PT%	5-10	50.0%
23	Camryn Hawkins	09:35	1-2	1-2	0-0	0 0 0	0 0	3	0	0	0	0	0	-2	FT%	11-15	73.3%	3PT%	1-5	20.0%	
45	Emma Halverson	14:23	1-1	0-0	0-0	0 0 0	0 1	1	0	1	0	1	0	-12	Dead Ball Rebounds: 1 0						
24	De'Sha Benjamin	23:46	7-13	2-4	0-0	1 3 4	0 4	16	0	2	0	1	0	-7							
2	Reniya Jones	03:07	0-1	0-0	0-0	1 0 1	0 0	0	0	0	0	0	0	-2							
Totals			37-67	5-10	11-15	11 26 37	14 14	90	22	12	6	6	0	3							

Arkansas State - 87		Record: 10-10 (3-4)										Shooting By Period									
NO.	Name	Min	FG	3P	FT	Rebounds	Fouls	TP	AS	TO	ST	Blocks	+/	1st	2nd	3rd	4th	GM	FT%		
			M.A.	M.A.	M.A.	OR DR TOT	PF					BS BA		FG%	FG%	FG%	FG%	FG%	FT%		
23	Trinite Jackson	F 25:12	9-15	0-0	3-6	4 4 8	4 4	4	2	2	2	0	3	-1	1st	FG% 11-17	64.7%	3PT%	4-8	50.0%	
1	Jiah Washington	G 40:00	10-14	4-6	4-4	0 5 5	1 2	28	4	2	1	0	0	-8	2nd	FG% 6-12	50.0%	3PT%	2-2	100%	
3	Morgan Wallace	G 40:00	3-8	1-4	5-6	2 9 11	2 4	12	10	4	3	0	1	-3	3rd	FG% 3-6	50.0%	3PT%	0-0	0%	
11	Maily Warkerson	G 35:08	4-10	4-9	0-0	0 0 0	0 0	12	6	1	0	0	0	-2	4th	FG%	6-9	66.7%	3PT%	0-0	0%
24	Lauryn Pendleton	G 35:44	5-13	0-3	1-2	1 4 5	2 1	11	1	1	0	0	2	-2	GM	FG%	32-62	51.6%	3PT%	9-22	40.9%
30	Kiayra Ellis	14:48	1-2	0-0	0-0	1 0 1	0 0	2	0	1	0	0	0	0	FT%	14-20	70.0%	3PT%	0-0	0%	
4	Mya Love	09:08	0-0	0-0	1-2	1 0 1	1 3	1	0	1	1	0	0	-2	Dead Ball Rebounds: 1 0						
Totals			32-62	9-22	14-20	9 22 31	14 14	87	21	12	7	0	6	-3							

Biggest lead		UTA	ASU	Points from		Period by Period Scoring						
Best Scoring Run		9 (1st 7:09)	8 (2nd 0:59)	Turnovers	12	5	1st	2nd	3rd	4th	TOT	
Lead Changes		10		Paint	62	38	UTA	24	16	27	23	90
Times Tied		15		Fast Breaks	18	6	ASU	28	18	21	20	87
Time with Lead		16:23	17:42	Bench	21	3						



UT ARLINGTON 64, LITTLE ROCK 53
GAME 18 | JAN. 29, 2022 | JACK STEPHENS CENTER | LITTLE ROCK, ARK.



UT Arlington - 64		Record: 13-5 (7-2)										Shooting By Period									
NO.	Name	Min	FG	3P	FT	Rebounds	Fouls	TP	AS	TO	ST	Blocks	+/	1st	2nd	3rd	4th	GM	FT%		
			M.A.	M.A.	M.A.	OR DR TOT	PF					BS BA		FG%	FG%	FG%	FG%	FG%	FT%		
4	Starr Jacobs	F 37:31	7-13	0-0	10-12	1 4 5	0 7	24	1	1	1	0	0	11	1st	FG% 8-13	61.5%	3PT%	2-2	100.0%	
34	Shylia Smith	F 18:32	1-3	0-0	4-4	1 2 3	3 2	6	1	2	0	0	1	6	2nd	FG% 4-10	40.0%	3PT%	0-3	0.0%	
41	Katie Ferrell	F 23:01	1-1	1-1	0-0	0 5 5	3 0	3	2	2	1	0	0	10	3rd	FG% 6-7	85.7%	3PT%	0-0	0%	
20	Claire Chastain	G 34:11	2-9	0-2	5-7	1 2 3	3 6	9	3	0	1	0	0	13	4th	FG%	4-11	36.4%	3PT%	0-3	0.0%
21	Terryn Milton	G 23:28	1-4	0-1	2-4	1 3 4	3 2	4	1	2	0	0	0	7	GM	FG%	20-45	44.4%	3PT%	2-9	22.2%
24	De'Sha Benjamin	20:42	3-5	0-1	1-1	0 3 3	1 2	7	3	3	0	1	0	4	FT%	22-28	78.6%	3PT%	1-5	20.0%	
2	Reniya Jones	19:12	3-5	1-2	0-0	0 1 1	0 0	2	0	1	1	0	0	-5	Dead Ball Rebounds: 5 0						
23	Camryn Hawkins	14:14	1-3	0-2	0-0	0 1 1	0 0	2	0	0	0	0	0	-5							
45	Emma Halverson	09:09	1-2	0-0	0-0	0 1 1	0 0	2	0	1	0	0	0	-2							
Totals			20-45	2-9	22-28	5 25 30	16 19	64	13	12	4	2	1	11							

Little Rock - 53		Record: 8-8 (3-3)										Shooting By Period									
NO.	Name	Min	FG	3P	FT	Rebounds	Fouls	TP	AS	TO	ST	Blocks	+/	1st	2nd	3rd	4th	GM	FT%		
			M.A.	M.A.	M.A.	OR DR TOT	PF					BS BA		FG%	FG%	FG%	FG%	FG%	FT%		
2	Sali Kourouma	F 37:20	7-17	1-2	0-0	2 7 9	3 2	15	0	3	0	0	0	-10	1st	FG% 2-7	28.6%	3PT%	0-0	0.0%	
13	Daniel Johnson	F 39:21	1-4	0-2	0-0	0 6 6	5 2	2	1	1	0	0	0	-7	2nd	FG% 6-14	42.9%	3PT%	2-2	100.0%	
34	Angeliqe Francis	F 38:25	3-5	0-0	3-4	4 7 2	3 9	9	0	2	4	0	0	-12	3rd	FG%	28-52	53.8%	3PT%	2-8	25.0%
12	Tai Harvey	G 21:45	0-2	0-0	0-0	0 1 1	3 2	0	3	0	0	0	0	-20	4th	FG%	7-10	70.0%	3PT%	1-3	33.3%
24	Mayra Cacedo	G 30:15	0-3	0-0	4-4	0 1 1	5 4	3	4	1	0	1	0	-12	GM	FG%	22-52	42.3%	3PT%	2-8	25.0%
0	Raziya Potter	27:22	11-21	1-4	0-2	1 0 1	4 2	23	2	2	0	0	1	6	FT%	7-10	70.0%	3PT%	0-1	0.0%	
14	Azaria Robinson	03:54	0-0	0-0	0-0	0 1 1	0 0	0	0	0	0	0	0	-1	Dead Ball Rebounds: 1 0						
22	Mikayla Eddins	01:38	0-0	0-0	0-0	0 0 0	0 0	0	0	0	0	0	0	1							
Totals			22-52	2-8	7-10	7 21 28	19 16	53	9	15	1	2	1	11							

Biggest lead		UTA	LR	Points from		Period by Period Scoring						
Best Scoring Run		20 (3rd 7:51)	0 (1st 10:00)	Turnovers	15	13	1st	2nd	3rd	4th	TOT	
Lead Changes		0		Paint	32	32	UTA	20	14	12	18	64
Times Tied		1		Fast Breaks	8	5	LR	6	15	20	12	53
Time with Lead		38:06	00:00	Bench	18	23						



UT ARLINGTON 88, APP STATE 79
GAME 19 | FEB. 6, 2022 | COLLEGE PARK CENTER | ARLINGTON, TEXAS



Appalachian St. - 79		Record: 11-9 (5-2)										Shooting By Period									
NO.	Name	Min	FG	3P	FT	Rebounds	Fouls	TP	AS	TO	ST	Blocks	+/	1st	2nd	3rd	4th	GM	FT%		
			M.A.	M.A.	M.A.	OR DR TOT	PF					BS BA		FG%	FG%	FG%	FG%	FG%	FT%		
0	Alexia Alesch	F 33:32	5-10	0-2	0-1	2 8 10	5 3	10	2	3	1	1	1	3	1st	FG% 10-20	50.0%	3PT%	2-3	66.7%	
10	Michaela Porter	G 23:15	3-7	2-3	0-0	1 7 8	5 0	8	2	1	2	0	0	5	2nd	FG%	6-18	33.3%	3PT%	0-1	0%
11	Faith Alston	G 36:50	7-16	1-4	0-0	0 1 1	2 3	15	7	4	2	0	0	0	3rd	FG%	8-13	61.5%	3PT%	0-6	0.0%
20	Brooke Bigott	G 16:18	1-3	0-1	0-0	0 0 0	1 1	0	2	1	2	0	0	-12	4th	FG%	11-20	55.0%	3PT%	0-0	0%
24	Janay Sanders	G 27:37	8-17	0-1	0-1	0 0 0	2 1	16	1	3	1	0	1	-18	GM	FG%	32-62	51.6%	3PT%	9-22	40.9%
13	Emily Carver	30:15	8-13	3-6	2-5	0 1 1	1 3	21	3	3	3	0	0	-9	FT%	14-20	70.0%	3PT%	0-0	0%	
1	Mariah Frazier	18:20	0-0	0-0	0-0	0 1 1	0 0	0	2	0	2	0	0	-2	Dead Ball Rebounds: 1 0						
22	Summer Schloss	06:07	1-1	0-0	0-0	0 1 1	1 0	2	0	0	0	0	0	-11							
12	Zada Porter	01:47	2-3	1-1	0-0	0 0 0	1 0	5	0	0	0	0	0	-5							
4	Dane Bertolina	05:59	0-1	0-1	0-0	0 0 0	2 2	0	1	0	0	0	0	-10							
Totals			35-71	7-19	2-7	2 7 25	32	20	12	79	19	17	11	2	-9						

UT Arlington - 88	
-------------------	--

BOX SCORES



LOUISIANA 62, UT ARLINGTON 57
 GAME 21 | FEB. 12, 2022 | COLLEGE PARK CENTER | ARLINGTON, TEXAS



Louisiana - 62 Record: 14-6 (6-4)

NO. Name	Min	FG		3P		FT		Rebounds		Fouls		TP	AS	TO	ST	Blocks		+/-
		M-A	M-A	M-A	M-A	OR	DR	PF	FD	BS	BA							
5 Tamera Johnson	30:37	3-5	0-1	3-4	2-5	7-7	3-5	9-2	2-0	2-0	2-4	4						
35 Ty'Reona Doucet	35:38	5-7	0-0	0-0	0-14	14-2	2-4	10-0	7-3	2-0	2-4	2						
3 Makayia Hallmon	36:20	5-15	1-3	6-10	1-4	5-2	4-17	2-3	2-0	2-4	4							
4 Lanay Wheaton	23:47	5-15	1-4	1-2	3-2	5-3	2-12	0-0	0-0	0-0	3-7							
24 Destiny Rice	35:02	3-7	1-2	3-5	0-2	2-2	5-10	3-0	0-0	0-1	8-1							
0 Ashlyn Jones	13:02	2-2	0-0	0-0	0-1	1-2	0-4	0-2	0-0	0-0	-1							
15 Diamond Morrison	11:49	0-3	0-2	0-0	0-2	2-0	0-0	2-0	0-0	0-0	-2							
20 Caira Wren	07:45	0-0	0-0	0-0	0-0	0-0	0-0	0-0	0-0	0-0	3							
Team																		
Totals	23:54	3-12	13-21	6-30	36-14	20-62	9-14	5-2	5-5									

Shooting By Period

1 st FG%	4-16	25.0%
3PT%	0-2	0.0%
FT%	3-4	75%
2 nd FG%	5-12	41.7%
3PT%	0-3	0.0%
FT%	1-2	50%
3 rd FG%	6-14	42.9%
3PT%	1-3	33.3%
FT%	1-2	50%
4 th FG%	8-12	66.7%
3PT%	1-2	25.0%
GM FG%	23-54	42.6%
3PT%	3-12	25.0%
FT%	13-21	61.9%

Technical Fouls: NONE

Dead Ball Rebounds: 4-0

UT Arlington - 57 Record: 15-6 (9-3)

NO. Name	Min	FG		3P		FT		Rebounds		Fouls		TP	AS	TO	ST	Blocks		+/-
		M-A	M-A	M-A	M-A	OR	DR	PF	FD	BS	BA							
4 Starr Jacobs	36:10	6-16	0-0	0-4	3-3	6-3	4-12	0-3	1-0	2-4	-4							
34 Shylia Smith	19:32	1-4	0-1	0-0	2-3	5-2	1-11	0-0	0-0	-7								
41 Katie Ferrell	32:10	2-6	1-4	0-0	1-9	10-4	0-5	7-1	1-0	0-2								
20 Claire Chastain	31:10	2-7	0-2	3-4	0-2	2-5	7-0	3-0	5-0	-12								
21 Terryn Milton	36:57	8-14	0-1	0-1	2-7	9-2	1-16	4-3	1-0	0-3								
24 De'Sha Benjamin	23:37	4-9	2-6	3-7	2-3	5-0	3-13	1-5	2-0	0-3								
23 Camryn Hawkins	08:38	0-5	0-3	0-0	2-0	2-1	0-0	2-0	0-0	0-6								
2 Reniya Jones	04:08	0-0	0-0	0-0	0-0	0-0	0-0	0-0	1-0	0-0	-6							
45 Emma Halverson	08:38	1-2	0-0	0-0	2-1	3-0	2-0	1-0	0-0	0-0								
Team																		
Totals	24:43	3-17	6-18	15-28	43-20	14-57	15-17	6-5	2-5									

Shooting By Period

1 st FG%	5-16	31.3%
3PT%	1-6	16.7%
FT%	1-2	50%
2 nd FG%	4-11	36.4%
3PT%	0-0	0.0%
FT%	3-6	50%
3 rd FG%	7-18	38.9%
3PT%	0-3	0.0%
FT%	1-4	25%
4 th FG%	8-18	44.4%
3PT%	2-8	25.0%
FT%	1-4	25%
GM FG%	24-63	38.1%
3PT%	3-17	17.6%
FT%	6-16	37.5%

Technical Fouls: NONE

Dead Ball Rebounds: 4-1

	LA	UTA
Biggest lead	9 (4 th 0:47)	8 (1 st 5:12)
Best Scoring Run	8 (2 nd 9:25)	8 (1 st 5:12)
Lead Changes	10	
Times Tied	7	
Time with Lead	13:53	22:42

Points from	LA	UTA
Turnovers	14	13
Paint	32	36

Period by Period Scoring	LA	UTA
1st	11	11
2nd	11	14
3rd	14	26
4th	26	62
TOT		



UT ARLINGTON 70, COASTAL CAROLINA 61
 GAME 22 | FEB. 19, 2022 | HTC CENTER | CONWAY, S.C.



UT Arlington - 70 Record: 16-6 (10-3)

NO. Name	Min	FG		3P		FT		Rebounds		Fouls		TP	AS	TO	ST	Blocks		+/-
		M-A	M-A	M-A	M-A	OR	DR	PF	FD	BS	BA							
4 Starr Jacobs	28:59	5-9	0-0	0-0	1-7	8-2	7-16	1-3	1-1	0-10								
34 Shylia Smith	26:32	6-9	0-0	2-7	1-5	6-4	4-14	0-2	1-0	0-6								
41 Katie Ferrell	26:26	1-2	0-1	1-2	1-5	6-2	1-3	4-4	1-2	0-5								
20 Claire Chastain	32:15	2-9	1-7	4-4	2-6	8-1	4-9	1-2	3-1	0-2								
21 Terryn Milton	33:40	5-11	0-0	4-5	0-4	4-2	3-14	4-1	2-0	0-14								
24 De'Sha Benjamin	23:28	3-10	1-4	0-0	0-0	0-3	0-7	0-1	2-0	0-0								
45 Emma Halverson	10:03	2-6	1-2	0-1	3-0	3-1	2-5	1-1	1-0	2-5								
23 Camryn Hawkins	08:57	1-4	0-2	0-0	0-0	0-2	0-2	0-0	0-0	0-4								
2 Reniya Jones	06:20	0-1	0-1	0-0	0-0	0-0	0-0	0-0	0-0	0-0	-5							
32 Jordyn Turner	03:20	0-3	0-1	0-0	2-1	3-0	0-0	0-0	0-0	0-1	4							
Team																		
Totals	25:64	3-18	17-28	15-29	44-17	21-70	11-14	11-4	3-9									

Shooting By Period

1 st FG%	6-17	35.3%
3PT%	1-2	50.0%
FT%	2-3	66.7%
2 nd FG%	8-20	40.0%
3PT%	2-9	22.2%
FT%	0-1	0%
3 rd FG%	5-15	33.3%
3PT%	0-4	0.0%
FT%	10-12	83.3%
4 th FG%	6-12	50.0%
3PT%	0-3	0.0%
FT%	5-12	41.7%
GM FG%	25-64	39.1%
3PT%	3-18	16.7%
FT%	17-28	60.7%

Technical Fouls: NONE

Dead Ball Rebounds: 5-0

Coastal Carolina - 61 Record: 13-9 (8-6)

NO. Name	Min	FG		3P		FT		Rebounds		Fouls		TP	AS	TO	ST	Blocks		+/-
		M-A	M-A	M-A	M-A	OR	DR	PF	FD	BS	BA							
20 Janae Camp	15:31	1-2	0-0	0-0	4-1	5-1	0-2	0-2	2-0	0-0	-5							
21 Aja Blount	35:28	7-16	1-3	5-8	5-7	12-4	4-20	2-1	0-0	1-16								
4 Arin Freeman	27:56	6-17	1-2	1-2	1-3	4-2	4-14	3-2	1-0	1-3								
11 Angie Juste-Jean	13:27	1-7	0-1	0-1	2-1	3-3	1-2	2-1	1-0	0-6								
12 Tyra Brown	08:59	0-4	0-4	0-0	0-0	0-4	0-0	2-2	2-0	0-5								
10 Janee Camp	26:11	2-3	0-0	1-4	4-8	12-4	3-5	0-0	1-3	0-4								
23 Kalaya Buggs	12:04	0-2	0-1	0-0	0-1	1-0	1-0	0-0	1-0	0-6								
2 Jordyn Newsome	31:54	7-11	0-3	2-2	1-1	2-1	2-16	2-3	0-0	1-7								
15 Desja Richardson	13:56	1-3	0-2	0-0	0-3	3-1	2-2	1-1	0-0	0-6								
0 Blayne Shultz	12:40	0-3	0-2	0-0	0-1	1-0	0-0	1-0	0-0	0-9								
31 Arielle-Vadrelle Belinga	01:54	0-1	0-0	0-0	0-0	0-0	0-0	0-0	0-0	1-4								
Team																		
Totals	25:69	2-18	9-17	19-30	49-21	17-61	13-17	7-3	4-9									

Shooting By Period

1 st FG%	5-19	26.3%
3PT%	1-8	12.5%
FT%	3-4	75%
2 nd FG%	7-15	46.7%
3PT%	0-3	0.0%
FT%	2-4	50%
3 rd FG%	5-16	31.3%
3PT%	1-2	50.0%
FT%	3-4	75%
4 th FG%	8-19	42.1%
3PT%	0-5	0.0%
FT%	1-5	20%
GM FG%	25-69	36.2%
3PT%	2-18	11.1%
FT%	9-17	52.9%

Technical Fouls: NONE

Dead Ball Rebounds: 4-0

	UTA	CCU
Biggest lead	13 (4 th 9:23)	2 (1 st 9:05)
Best Scoring Run	8 (4 th 9:23)	5 (1 st 7:07)
Lead Changes	7	
Times Tied	1	
Time with Lead	36:07	02:23

Points from	UTA	CCU
Turnovers	23	11
Paint	32	38

Period by Period Scoring	UTA	CCU
1st	15	18
2nd	17	17
3rd	17	70
4th	70	61
TOT		

SINGLE-GAME RECORDS (INDIVIDUAL)

POINTS				FIELD GOAL PERCENTAGE (Min. 5 Made)			
Pts	Player	Opponent	Date	Pct. (FG-A)	Player	Opponent	Date
1. 44	Carolyn Smith	vs. Texas Wesleyan	Feb. 04, 1978	1. 1.000 (8-8)	Rebekah VanDijk	at Georgia Southern	Jan. 27, 2018
2. 36	Terra Wallace	at Texas A&M-Corpus Christi	Jan. 20, 2007	1.000 (6-6)	Claire Chastain	at San Francisco	Nov. 25, 2018
36	Natasha Johnson	at ULM	Feb. 02, 1995	1.000 (6-6)	Tamara Simmons	vs. Texas A&M-Corpus Christi	Mar. 10, 2009
4. 34	Rebekah VanDijk	at Seton Hall	Nov. 27, 2016	1.000 (6-6)	Sheena Johnson	Southeastern Louisiana	Feb. 07, 2004
34	Candice Champion	at Texas A&M-Corpus Christi	Mar. 07, 2009	1.000 (5-5)	Cierra Johnson	Georgia Southern	Jan. 24, 2019
34	Desherra Nwanguma	Louisiana	Feb. 06, 2014	6. 91.7 (11-12)	Marie Benson	at Grambling	Nov. 18, 2019
34	Terra Wallace	at UTSA	Feb. 16, 2006	91.7 (11-12)	Rebekah VanDijk	at Arkansas State	Jan. 12, 2018
34	Jalila Darez	vs. Arkansas-Pine Bluff	Nov. 20, 1999	91.7 (11-12)	Renee Wharekura	Lamar	Jan. 29, 2000
34	Tracy Burr	North Texas	Mar. 03, 1988	9. 90.9 (10-11)	Marie Benson	Louisiana	Jan. 16, 2020
10. 33	Starr Jacobs	App State	Feb. 6, 2022	90.9 (10-11)	Misty Dossey	Chicago State	Nov. 09, 2019
33	Rebekah VanDijk	Texas State	Mar. 01, 2016	90.9 (10-11)	Rebekah VanDijk	Arkansas State	Jan. 21, 2016
33	Meghan Nelson	Stephen F. Austin	Jan. 20, 2010	90.9 (10-11)	Erin Dixon	Midwestern State	Nov. 26, 2008
33	Sonia Wagoner	Baylor	Nov. 27, 1990	13. 90.0 (9-10)	Rebekah VanDijk	vs. Houston Baptist	Nov. 16, 2014
33	Camellia Bowen	Texas State	Jan. 28, 1989				
15. 32	Starr Jacobs	at Arkansas State	Jan. 27, 2022				
32	Briana Walker	Abilene Christian	Nov. 27, 2013				
32	Meghan Nelson	at Nicholls	Mar. 03, 2010				
32	Terra Wallace	McNeese State	Mar. 06, 2006				
32	Camellia Bowen	at Oklahoma	Jan. 03, 1990				
32	Tracy Burr	UTSA	Feb. 15, 1988				
21. 31	Cierra Johnson	Troy	Mar. 02, 2019				
31	Rebekah VanDijk	at Arkansas State	Jan. 12, 2018				
31	Briana Walker	at Houston Baptist	Nov. 08, 2013				
31	Terra Wallace	vs. Troy	Dec. 16, 2005				
25. 30	Marie Benson	Louisiana	Jan. 16, 2020				
30	Rebekah VanDijk	at Texas State	Jan. 07, 2017				
30	Tamara Simmons	at Oklahoma State	Nov. 22, 2010				
30	Shayln Martin	at Nicholls	Mar. 03, 2010				
30	Rola Ogunoye	Texas State	Feb. 21, 2004				
30	Stacie Terry	UTRGV	Jan. 26, 1998				
30	Natasha Johnson	New Mexico	Nov. 26, 1995				
30	Natasha Johnson	at Texas State	Feb. 28, 1995				
FIELD GOALS MADE				3-POINTERS MADE			
FG	Player	Opponent	Date	No.	Player	Opponent	Date
1. 18	Carolyn Smith	Texas Wesleyan	Jan. 15, 1978	1. 8	Kim (Cann) Pruitt	Sam Houston State	Jan. 21, 1993
2. 15	Candice Champion	Texas A&M-Corpus Christi	Mar. 07, 2009	2. 7	LaShanda Green	Georgia State	Dec. 30, 2015
3. 14	Starr Jacobs	at UNLV	Nov. 27, 2021	3. 6	Amara Wainwright	South Alabama	Mar. 03, 2016
14	Rebekah VanDijk	at Seton Hall	Nov. 27, 2016	6	Amara Wainwright	Arkansas State	Jan. 21, 2016
14	Shayln Martin	at Nicholls	Mar. 03, 2010	6	Laila Suleiman	at Louisiana	Jan. 11, 2014
6. 13	Starr Jacobs	App State	Feb. 6, 2022	6	Tabitha Wesley	at Stephen F. Austin	Feb. 24, 2005
13	Starr Jacobs	at Arkansas State	Jan. 27, 2022	6	Tabitha Wesley	at Florida State	Dec. 18, 2004
13	Rebekah VanDijk	at Texas State	Jan. 07, 2017	6	LaToya Lewis	at Stephen F. Austin	Jan. 24, 2004
13	Desherra Nwanguma	Louisiana	Feb. 06, 2014	9. 5	Claire Chastain	at Appalachian State	Jan. 09, 2020
13	Meghan Nelson	Stephen F. Austin	Jan. 20, 2010	5	Brooke Alexander	Georgia Southern	Jan. 24, 2019
11. 12	Starr Jacobs	vs. Kansas City	Nov. 28, 2021	5	Lauren Billie	Arkansas	Nov. 14, 2018
12	Marie Benson	at ULM	Mar. 07, 2020	5	Crystal Allen	at Georgia State	Jan. 25, 2018
12	Rebekah VanDijk	ULM	Jan. 20, 2018	5	Christina Devers	at Louisiana	Mar. 04, 2017
12	Desherra Nwanguma	at ULM	Jan. 12, 2014	5	LaShanda Green	Appalachian State	Feb. 13, 2016
12	Desherra Nwanguma	Idaho	Feb. 14, 2013	5	Cierra Johnson	at Troy	Jan. 14, 2016
12	Malaika Green	Memphis	Nov. 21, 2012	5	Amara Wainwright	Western Kentucky	Dec. 13, 2015
12	Tamara Simmons	at Oklahoma State	Nov. 22, 2010	5	LaShanda Green	at Troy	Jan. 05, 2015
12	Terra Wallace	at Texas A&M-Corpus Christi	Jan. 20, 2007	5	Laila Suleiman	at UTRGV	Dec. 18, 2013
				5	Tamara Simmons	Sam Houston State	Feb. 27, 2010
				5	Tamara Simmons	Lamar	Jan. 13, 2010
				5	Tamara Simmons	at Oklahoma	Dec. 03, 2009
				5	Tamara Simmons	vs. Texas A&M-Corpus Christi	Mar. 10, 2009
				5	Tamara Simmons	at McNeese State	Feb. 11, 2008
				5	Terra Wallace	at Texas A&M-Corpus Christi	Jan. 20, 2007
				5	Maryann Abanobi	at Tulane	Dec. 30, 2006
				5	Terra Wallace	at Lamar	Feb. 18, 2006
				5	Terra Wallace	vs. Troy	Dec. 16, 2005
				5	Terra Wallace	Northwestern State	Mar. 09, 2005
				5	Tabitha Wesley	Northwestern State	Jan. 12, 2005
				5	Krystal Buchanan	vs. Saint Mary's	Dec. 15, 2003
FIELD GOAL ATTEMPTS				3-POINT ATTEMPTS			
FGA	Player	Opponent	Date	No.	Player	Opponent	Date
1. 26	Crystal Allen	at Georgia Tech	Dec. 10, 2017	1. 15	LaToya Lewis	at Northwestern State	Feb. 26, 2004
26	Terra Wallace	vs. Texas A&M	Mar. 17, 2007	2. 13	Maryann Abanobi	at Tulane	Dec. 30, 2006
3. 25	Starr Jacobs	App State	Feb. 6, 2022	13	Terra Wallace	at Sam Houston State	Jan. 20, 2005
25	Marie Benson	Texas Southern	Dec. 30, 2019	4. 12	Amara Wainwright	South Alabama	Mar. 03, 2016
25	Terra Wallace	at UTSA	Dec. 16, 2006	12	Maryann Abanobi	Nicholls State	Feb. 23, 2006
25	Terra Wallace	McNeese State	Feb. 02, 2006	12	Terra Wallace	vs. Troy	Dec. 16, 2005
25	Terra Wallace	vs. Troy	Dec. 16, 2005	12	Tabitha Wesley	Stephen F. Austin	Jan. 26, 2005
25	Terra Wallace	at SMU	Nov. 30, 2005	12	Tabitha Wesley	Northwestern State	Jan. 12, 2005
9. 24	Starr Jacobs	at UNLV	Nov. 27, 2021	9. 11	Tamara Simmons	at McNeese State	Feb. 11, 2009
24	Tamara Simmons	at Sam Houston State	Jan. 23, 2010	11	LaToya Lewis	Sam Houston State	Mar. 03, 2004
24	Terra Wallace	UTSA	Mar. 08, 2006				
24	Terra Wallace	at Texas Tech	Dec. 06, 2006				
13. 23	Starr Jacobs	at Arkansas State	Jan. 27, 2022				
23	Chau Williams	Arkansas State	Jan. 10, 2015				
23	Terra Wallace	McNeese State	Mar. 06, 2006				
15. 22	Malaika Green	Memphis	Nov. 21, 2012				
22	Rosalyn Thorpe	at UTRGV	Dec. 28, 2011				
22	Shayln Martin	at Lamar	Jan. 15, 2011				
22	Meghan Nelson	Stephen F. Austin	Jan. 20, 2010				
22	Terra Wallace	at Northwestern State	Jan. 05, 2006				
22	Terra Wallace	at Sam Houston State	Jan. 20, 2005				
FIELD GOAL PERCENTAGE (Min. 5 Made)				3-POINT PERCENTAGE (Min. 5 Made)			
Pct. (FG-A)	Player	Opponent	Date	Pct. (FG-A)	Player	Opponent	Date
1. 1.000 (5-5)	Tamara Simmons	at Oklahoma State	Nov. 22, 2010	1. 1.000 (5-5)	Tamara Simmons	vs. Elon	Dec. 20, 2007
3. 88.9 (8-9)	Kim (Cann) Pruitt	Sam Houston State	Jan. 21, 1993	4. 83.3 (5-6)	Claire Chastain	at Appalachian State	Jan. 09, 2020
4. 83.3 (5-6)	Tamara Simmons	Lamar	Jan. 13, 2010	83.3 (5-6)	Terra Wallace	at Lamar	Feb. 18, 2006
83.3 (5-6)	Terra Wallace	at Lamar	Feb. 18, 2006	83.3 (5-6)	Terra Wallace	Northwestern State	Mar. 09, 2005
83.3 (5-6)	Krystal Buchanan	vs. Saint Mary's	Dec. 15, 2003	83.3 (5-6)	Krystal Buchanan	vs. Saint Mary's	Dec. 15, 2003

SINGLE-GAME RECORDS (INDIVIDUAL)

FREE THROWS MADE

No.	Player	Opponent	Date	
1.	17	Terra Wallace	at UTEP	Dec. 04, 2005
2.	14	Cierra Johnson	Troy	Mar. 02, 2019
3.	13	Meghan Nelson	vs. UTSA	Mar. 09, 2010
	13	Jennifer Boniol	Texas A&M-Corpus Christi	Jan. 10, 2000
5.	12	Christina Devers	Wichita State	Nov. 20, 2016
	12	Rebekah VanDijk	South Alabama	Mar. 09, 2017
	12	Briana Walker	Abilene Christian	Nov. 27, 2013
	12	Terra Wallace	at New Mexico State	Dec. 03, 2005
	12	Rola Ogunoye	at Stephen F. Austin	Feb. 24, 2005
10.	11	Cierra Johnson	at SMU	Dec. 29, 2018
	11	Rebekah VanDijk	vs. South Alabama	Mar. 09, 2017
	11	Christina Devers	Wichita State	Nov. 20, 2016
	11	Rebekah VanDijk	Texas State	Mar. 01, 2016
	11	Briana Walker	at Houston Baptist	Nov. 08, 2013
	11	Laila Suleiman	Utah State	Jan. 23, 2013

FREE THROW ATTEMPTS

No.	Player	Opponent	Date	
1.	23	Terra Wallace	at UTEP	Dec. 04, 2005
2.	18	Briana Walker	Abilene Christian	Nov. 27, 2013
3.	17	Briana Walker	at Houston Baptist	Nov. 08, 2013
	17	Meghan Nelson	vs. UTSA	Mar. 09, 2010
5.	16	Briana Walker	Texas A&M-Corpus Christi	Dec. 21, 2013
6.	15	Cierra Johnson	Troy	Mar. 02, 2019
	15	Takiyah Langford	Houston Baptist	Dec. 31, 2011
	15	Terra Wallace	at New Mexico State	Dec. 03, 2005
9.	14	Marie Benson	Texas Southern	Dec. 30, 2019
	14	Marie Benson	Wright State	Dec. 04, 2019
	14	Christina Devers	Wichita State	Nov. 20, 2016
	14	Rebekah VanDijk	Texas State	Mar. 01, 2016
	14	Laila Suleiman	Utah State	Jan. 23, 2013
	14	Terra Wallace	at McNeese State	Mar. 03, 2006

FREE THROW PERCENTAGE (Min. 10 Attempts)

Pct. (FT-A)	Player	Opponent	Date
1. 1.000 (10-10)	Cierra Johnson	Stephen F. Austin	Mar. 21, 2019
1.000 (10-10)	Terra Wallace	at UTSA	Feb. 16, 2006
1.000 (10-10)	Camellia Bowen	at Oklahoma	Jan. 03, 1990
4. 93.3 (14-15)	Cierra Johnson	Troy	Mar. 02, 2019
5. 92.8 (13-14)	Jennifer Boniol	Texas A&M-Corpus Christi	Jan. 10, 2000
6. 92.3 (12-13)	Rola Ogunoye	at Stephen F. Austin	Feb. 24, 2005
7. 91.6 (11-12)	Cierra Johnson	at SMU	Dec. 29, 2018
8. 90.9 (10-11)	Marie Benson	Louisiana	Jan. 16, 2020
90.9 (10-11)	Jasmine Smith	vs. Pitt	Dec. 20, 2010
90.9 (10-11)	Candice Champion	at Marshall	Dec. 02, 2008
90.9 (10-11)	Terra Wallace	at UCF	Dec. 17, 2005
90.9 (10-11)	Rola Ogunoye	Texas State	Feb. 21, 2004

REBOUNDS

No.	Player	Opponent	Date	
1.	24	Sheena Johnson	Sam Houston State	Jan. 27, 2001
	24	Tonya Johnson	vs. Nevada	Dec. 19, 1988
	24	Lori Cottingham	N/A	Believed to be 76-77
	24	Lori Cottingham	N/A	Believed to be 76-77
5.	23	Sharon Jones	at Sam Houston State	Feb. 01, 1980
6.	22	Candice Champion	at Central Arkansas	Feb. 21, 2009
	22	Sharon Jones	at SMU	Feb. 23, 1979
8.	21	Tiffany Riles	at McNeese State	Feb. 02, 2008
9.	20	Tiffany Riles	at UTSA	Feb. 15, 2007
	20	Sheena Johnson	at ULM	Jan. 07, 2002
	20	Sheena Johnson	Northwestern State	Jan. 11, 2001
	20	Sharon Jones	Mississippi University for Women	Jan. 12, 1979
13.	19	Erin Dixon	at Morehead State	Nov. 30, 2008
	19	Sheena Johnson	at Texas Southern	Dec. 29, 2001

OFFENSIVE REBOUNDS (Since 2003-2004)

No.	Player	Opponent	Date	
1.	14	Ashley Bobb	vs. Texas A&M	Mar. 17, 2007
2.	12	Tiffany Riles	at UTSA	Feb. 15, 2007
3.	10	Rebekah VanDijk	at Georgia State	Jan. 25, 2018
	10	Rebekah VanDijk	at South Alabama	Jan. 12, 2017
	10	Ashley Bobb	Sam Houston State	Feb. 22, 2007
	10	Melanie Lane	McNeese State	Feb. 02, 2006
7.	9	Briana Walker	Texas State	Jan. 28, 2012
	9	Desherra Nwanguma	New Orleans	Jan. 24, 2012
	9	Sheena Johnson	at ULM	Mar. 11, 2004
10.	8	Rebekah VanDijk	at Texas Tech	Dec. 22, 2016
	8	Rebekah VanDijk	at South Alabama	Jan. 16, 2016
	8	Rebekah VanDijk	at Georgia Southern	Mar. 05, 2015
	8	Rebekah VanDijk	Western Kentucky	Dec. 13, 2015
	8	Rebekah VanDijk	at Wichita State	Nov. 22, 2014
	8	Desherra Nwanguma	Troy	Jan. 22, 2014
	8	Tahlia Pope	at Texas State	Jan. 15, 2014
	8	Aron Garcia	Utah State	Jan. 23, 2013
	8	Shalyn Martin	Rice	Nov. 13, 2009
	8	Candice Champion	UTSA	Mar. 08, 2006
	8	Ashley Bobb	at SMU	Dec. 03, 2006
	8	Melanie Lane	vs. Troy	Dec. 16, 2005
	8	Rola Ogunoye	at UTSA	Feb. 18, 2004

DEFENSIVE REBOUNDS (Since 2003-2004)

No.	Player	Opponent	Date	
1.	16	Desherra Nwanguma	South Alabama	Jan. 25, 2014
2.	15	Erin Dixon	at Rice	Dec. 06, 2008
3.	14	Katie Ferrell	South Alabama	Mar. 11, 2020
4.	13	Rebekah VanDijk	at Louisiana	Feb. 07, 2015
5.	12	Katie Ferrell	Appalachian State	Jan. 10, 2019
	12	Allyson Te'o	at South Alabama	Mar. 08, 2014
	12	Megan Herbert	Central Arkansas	Feb. 20, 2010
	12	Shalyn Martin	UTSA	Feb. 13, 2010
	12	Ashley Bobb	at UTSA	Feb. 16, 2006
10.	11	Claire Chastain	at Georgia Southern	Jan. 15, 2022
	11	Katie Ferrell	at Grambling	Nov. 18, 2019
	11	Rebekah VanDijk	at Arkansas State	Jan. 12, 2018
	11	Rebekah VanDijk	UTSA	Dec. 02, 2014
	11	Desherra Nwanguma	at Georgia State	Feb. 01, 2014
	11	Briana Walker	Abilene Christian	Nov. 27, 2013
	11	Aron Garcia	at North Texas	Dec. 18, 2012
	11	Shalyn Martin	at UMKC	Nov. 20, 2010
	11	Donna Dike	Houston	Nov. 17, 2009
	11	Rola Ogunoye	at ULM	Feb. 05, 2004

ASSISTS

No.	Player	Opponent	Date	
1.	14	Krystal Buchanan	Texas State	Feb. 21, 2004
2.	13	Krystal Buchanan	Sam Houston State	Jan. 16, 2003
	13	Page Smithers-Wojciak	North Texas	Feb. 27, 1986
	13	Julie Kajihiro	vs. Louisiana	Nov. 28, 1979
5.	12	Terryn Milton	Georgia Southern	Feb. 29, 2020
	12	Krystal Buchanan	at McNeese State	Jan. 15, 2005
	12	Krystal Buchanan	Southeastern Louisiana	Feb. 07, 2004
8.	11	Cierra Johnson	Louisiana	Jan. 19, 2017
	11	Laila Suleiman	Utah State	Jan. 23, 2013
	11	Melissa Nix	Tarleton State	Jan. 07, 1991
11.	10	Terryn Milton	App State	Feb. 6, 2022
	10	Katie Ferrell	St. Edward's	Dec. 13, 2020
	10	Terryn Milton	at Appalachian State	Jan. 09, 2020
	10	Cierra Johnson	Appalachian State	Feb. 13, 2016
	10	Krystal Buchanan	UTSA	Feb. 10, 2005
	10	Stacie Terry	Northwestern State	Mar. 01, 1997
	10	Gale Haynes	vs. Wisconsin-Milwaukee	Dec. 06, 1996

SINGLE-GAME RECORDS (INDIVIDUAL)

BLOCKED SHOTS

No.	Player	Opponent	Date
1.	13 Shannon Spriggs	ULM	Jan. 07, 1995
2.	7 Artavia Ford	ULM	Jan. 08, 2015
3.	6 Rebekah VanDijk	at Appalachian State	Dec. 31, 2017
4.	5 Claire Chastain	Louisiana	Feb. 12, 2022
	5 Rebekah VanDijk	ULM	Jan. 20, 2018
	5 Rebekah VanDijk	Troy	Jan. 04, 2018
	5 Rebekah VanDijk	at ULM	Jan. 22, 2015
	5 Terra Wallace	at SMU	Dec. 03, 2006
	5 Melanie Lane	at UTSA	Feb. 18, 2004
	5 Melanie Lane	at ULM	Feb. 05, 2004

STEALS

No.	Player	Opponent	Date
1.	10 Jeannine Curry	Southeastern Louisiana	Jan. 05, 1985
2.	8 Ericka Mattingly	Louisiana	Jan. 19, 2017
	8 Monticee Williams	at Texas Southern	Dec. 01, 1997
4.	7 Cierra Johnson	Coastal Carolina	Jan. 12, 2019
	7 Cierra Johnson	vs. Troy	Mar. 11, 2017
	7 Ericka Mattingly	at Troy	Jan. 14, 2017
	7 Cierra Johnson	Coastal Carolina	Dec. 31, 2016
	7 Cierra Johnson	UTSA	Nov. 13, 2016
	7 Chaun Williams	at Appalachian State	Mar. 07, 2015
	7 Cierra Johnson	Northern Arizona	Nov. 26, 2014

TURNOVERS (Since 2003-2004)

No.	Player	Opponent	Date
1.	11 Malaika Green	at Southeastern Louisiana	Feb. 18, 2012
2.	10 Terra Wallace	at TCU	Dec. 30, 2005
	10 Terra Wallace	at Florida	Dec. 19, 2005
	10 Terra Wallace	at ULM	Feb. 05, 2004
5.	9 Krioni Bruce	at Houston Baptist	Nov. 08, 2013
	9 Kiara Parker	Texas A&M-Corpus Christi	Jan. 18, 2012
7.	8 LaShanda Green	Troy	Jan. 31, 2015
	8 Desherra Nwanguma	at Georgia State	Feb. 01, 2014
	8 Laïla Suleiman	Troy	Jan. 22, 2014
	8 Laïla Suleiman	at Oklahoma	Nov. 20, 2013
	8 Briana Walker	at Houston Baptist	Nov. 08, 2013
	8 Desherra Nwanguma	New Orleans	Jan. 24, 2012
	8 Bianca Sauls	Fresno State	Jan. 03, 2012
	8 Tamara Simmons	at McNeese State	Feb. 23, 2011
	8 Tamara Simmons	at Oral Roberts	Nov. 12, 2010
	8 Terra Wallace	UTSA	Mar. 08, 2006
	8 Tiffeny Riles	vs. Ole Miss	Dec. 29, 2006
	8 Terra Wallace	vs. Cal State Fullerton	Nov. 25, 2006
	8 Terra Wallace	at Kansas	Nov. 21, 2004

MINUTES PLAYED (Since 2003-2004)

No.	Player	Opponent	Date
1.	55 Maryann Abanobi	UTSA	Mar. 08, 2006
	55 Terra Wallace	UTSA	Mar. 08, 2006
3.	50 Terra Wallace	McNeese State	Feb. 02, 2006
4.	49 Ashley Bobb	at UTSA	Feb. 16, 2006
	49 Terra Wallace	at UTSA	Feb. 16, 2006
6.	47 Katie Ferrell	Appalachian State	Jan. 10, 2019
	47 Tiffeny Riles	Marshall	Dec. 18, 2007

SINGLE-GAME RECORDS (TEAM)

<p>POINTS</p> <table border="0" style="width: 100%; border-collapse: collapse;"> <thead> <tr> <th style="text-align: left;">Total (Score)</th> <th style="text-align: left;">Opponent</th> <th style="text-align: left;">Date</th> </tr> </thead> <tbody> <tr><td>1. 103 (103-80)</td><td>Sam Houston State</td><td>Feb. 08, 1992</td></tr> <tr><td>2. 102 (102-60)</td><td>UTRGV</td><td>Jan. 26, 1998</td></tr> <tr><td>102 (102-29)</td><td>vs. Austin College</td><td>Jan. 27, 1983</td></tr> <tr><td>4. 101 (101-73)</td><td>Georgia Southern</td><td>Feb. 29, 2020</td></tr> <tr><td>101 (101-54)</td><td>Incarnate Word</td><td>Nov. 29, 1990</td></tr> <tr><td>101 (101-43)</td><td>TCU</td><td>Dec. 07, 1976</td></tr> <tr><td>7. 100 (100-73)</td><td>at Arkansas State</td><td>Jan. 17, 2019</td></tr> <tr><td>8. 99 (99-94, 2OT)</td><td>Appalachian State</td><td>Jan. 10, 2019</td></tr> <tr><td>99 (99-63)</td><td>Jackson State</td><td>Nov. 10, 2018</td></tr> <tr><td>10. 98 (98-69)</td><td>Central Arkansas</td><td>Feb. 21, 2009</td></tr> <tr><td>11. 97 (97-49)</td><td>at Incarnate Word</td><td>Dec. 02, 2018</td></tr> <tr><td>97 (97-53)</td><td>Sam Houston State</td><td>Jan. 31, 2008</td></tr> <tr><td>97 (97-52)</td><td>Sam Houston State</td><td>Jan. 14, 2002</td></tr> <tr><td>97 (97-67)</td><td>Sam Houston State</td><td>Jan. 11, 1990</td></tr> <tr><td>15. 96 (96-30)</td><td>Missouri Valley</td><td>Nov. 28, 2015</td></tr> <tr><td>16. 95 (95-64)</td><td>UTRGV</td><td>Dec. 06, 1985</td></tr> </tbody> </table> <p>IN A LOSS</p> <table border="0" style="width: 100%; border-collapse: collapse;"> <thead> <tr> <th style="text-align: left;">Total (Score)</th> <th style="text-align: left;">Opponent</th> <th style="text-align: left;">Date</th> </tr> </thead> <tbody> <tr><td>91 (91-97, 3OT)</td><td>Marshall</td><td>Dec. 18, 2007</td></tr> </tbody> </table> <p>POINTS IN AN OVERTIME GAME</p> <table border="0" style="width: 100%; border-collapse: collapse;"> <thead> <tr> <th style="text-align: left;">Total (Score)</th> <th style="text-align: left;">Opponent</th> <th style="text-align: left;">Date</th> </tr> </thead> <tbody> <tr><td>99 (99-94, 2OT)</td><td>Appalachian State</td><td>Jan. 10, 2019</td></tr> </tbody> </table> <p>POINTS AT HOME</p> <table border="0" style="width: 100%; border-collapse: collapse;"> <thead> <tr> <th style="text-align: left;">Total (Score)</th> <th style="text-align: left;">Opponent</th> <th style="text-align: left;">Date</th> </tr> </thead> <tbody> <tr><td>1. 103 (103-80)</td><td>Sam Houston State</td><td>Feb. 08, 1992</td></tr> <tr><td>2. 102 (102-60)</td><td>UTRGV</td><td>Jan. 26, 1998</td></tr> <tr><td>3. 101 (101-73)</td><td>Georgia Southern</td><td>Feb. 29, 2020</td></tr> <tr><td>101 (101-54)</td><td>Incarnate Word</td><td>Nov. 29, 1990</td></tr> <tr><td>101 (101-43)</td><td>TCU</td><td>Dec. 07, 1976</td></tr> <tr><td>6. 99 (99-94, 2OT)</td><td>Appalachian State</td><td>Jan. 10, 2019</td></tr> <tr><td>99 (99-63)</td><td>Jackson State</td><td>Nov. 10, 2018</td></tr> </tbody> </table> <p>IN CONFERENCE PLAY</p> <table border="0" style="width: 100%; border-collapse: collapse;"> <thead> <tr> <th style="text-align: left;">Total (Score)</th> <th style="text-align: left;">Opponent</th> <th style="text-align: left;">Date</th> </tr> </thead> <tbody> <tr><td>101 (101-73)</td><td>Georgia Southern</td><td>Feb. 29, 2002</td></tr> </tbody> </table> <p>vs. NON-CONFERENCE OPPONENT</p> <table border="0" style="width: 100%; border-collapse: collapse;"> <thead> <tr> <th style="text-align: left;">Total (Score)</th> <th style="text-align: left;">Opponent</th> <th style="text-align: left;">Date</th> </tr> </thead> <tbody> <tr><td>96 (96-30)</td><td>Missouri Valley</td><td>Nov. 28, 2015</td></tr> </tbody> </table> <p>POINTS ON THE ROAD</p> <table border="0" style="width: 100%; border-collapse: collapse;"> <thead> <tr> <th style="text-align: left;">Total (Score)</th> <th style="text-align: left;">Opponent</th> <th style="text-align: left;">Date</th> </tr> </thead> <tbody> <tr><td>1. 100 (100-73)</td><td>Arkansas State</td><td>Jan. 17, 2019</td></tr> <tr><td>2. 98 (98-69)</td><td>Central Arkansas</td><td>Feb. 21, 2009</td></tr> <tr><td>3. 97 (97-49)</td><td>Incarnate Word</td><td>Dec. 02, 2018</td></tr> </tbody> </table> <p>POINTS AT A NEUTRAL SITE</p> <table border="0" style="width: 100%; border-collapse: collapse;"> <thead> <tr> <th style="text-align: left;">Total (Score)</th> <th style="text-align: left;">Opponent</th> <th style="text-align: left;">Date</th> </tr> </thead> <tbody> <tr><td>102 (102-29)</td><td>Austin College (Stephenville, TX)</td><td>Jan. 27, 1983</td></tr> </tbody> </table>	Total (Score)	Opponent	Date	1. 103 (103-80)	Sam Houston State	Feb. 08, 1992	2. 102 (102-60)	UTRGV	Jan. 26, 1998	102 (102-29)	vs. Austin College	Jan. 27, 1983	4. 101 (101-73)	Georgia Southern	Feb. 29, 2020	101 (101-54)	Incarnate Word	Nov. 29, 1990	101 (101-43)	TCU	Dec. 07, 1976	7. 100 (100-73)	at Arkansas State	Jan. 17, 2019	8. 99 (99-94, 2OT)	Appalachian State	Jan. 10, 2019	99 (99-63)	Jackson State	Nov. 10, 2018	10. 98 (98-69)	Central Arkansas	Feb. 21, 2009	11. 97 (97-49)	at Incarnate Word	Dec. 02, 2018	97 (97-53)	Sam Houston State	Jan. 31, 2008	97 (97-52)	Sam Houston State	Jan. 14, 2002	97 (97-67)	Sam Houston State	Jan. 11, 1990	15. 96 (96-30)	Missouri Valley	Nov. 28, 2015	16. 95 (95-64)	UTRGV	Dec. 06, 1985	Total (Score)	Opponent	Date	91 (91-97, 3OT)	Marshall	Dec. 18, 2007	Total (Score)	Opponent	Date	99 (99-94, 2OT)	Appalachian State	Jan. 10, 2019	Total (Score)	Opponent	Date	1. 103 (103-80)	Sam Houston State	Feb. 08, 1992	2. 102 (102-60)	UTRGV	Jan. 26, 1998	3. 101 (101-73)	Georgia Southern	Feb. 29, 2020	101 (101-54)	Incarnate Word	Nov. 29, 1990	101 (101-43)	TCU	Dec. 07, 1976	6. 99 (99-94, 2OT)	Appalachian State	Jan. 10, 2019	99 (99-63)	Jackson State	Nov. 10, 2018	Total (Score)	Opponent	Date	101 (101-73)	Georgia Southern	Feb. 29, 2002	Total (Score)	Opponent	Date	96 (96-30)	Missouri Valley	Nov. 28, 2015	Total (Score)	Opponent	Date	1. 100 (100-73)	Arkansas State	Jan. 17, 2019	2. 98 (98-69)	Central Arkansas	Feb. 21, 2009	3. 97 (97-49)	Incarnate Word	Dec. 02, 2018	Total (Score)	Opponent	Date	102 (102-29)	Austin College (Stephenville, TX)	Jan. 27, 1983	<p>POINTS IN A QUARTER (Since 2015-2016)</p> <table border="0" style="width: 100%; border-collapse: collapse;"> <thead> <tr> <th style="text-align: left;">Total (Quarter)</th> <th style="text-align: left;">Opponent</th> <th style="text-align: left;">Date</th> </tr> </thead> <tbody> <tr><td>1. 34 (1st)</td><td>at Appalachian State</td><td>Jan. 09, 2020</td></tr> <tr><td>34 (4th)</td><td>at SMU</td><td>Dec. 29, 2018</td></tr> <tr><td>3. 33 (3rd)</td><td>Jackson State</td><td>Nov. 10, 2018</td></tr> <tr><td>33 (4th)</td><td>Louisiana</td><td>Jan. 19, 2017</td></tr> <tr><td>33 (3rd)</td><td>at Seton Hall</td><td>Nov. 27, 2016</td></tr> <tr><td>6. 32 (2nd)</td><td>Georgia Southern</td><td>Feb. 29, 2020</td></tr> <tr><td>7. 31 (1st)</td><td>Texas State</td><td>Mar. 10, 2020</td></tr> <tr><td>31 (2nd)</td><td>at ULM</td><td>Feb. 15, 2018</td></tr> <tr><td>9. 30 (2nd)</td><td>Troy</td><td>Mar. 02, 2019</td></tr> <tr><td>30 (4th)</td><td>UTSA</td><td>Nov. 13, 2016</td></tr> </tbody> </table> <p>POINTS IN A HALF</p> <table border="0" style="width: 100%; border-collapse: collapse;"> <thead> <tr> <th style="text-align: left;">Total (Half)</th> <th style="text-align: left;">Opponent</th> <th style="text-align: left;">Date</th> </tr> </thead> <tbody> <tr><td>1. 58 (2nd)</td><td>Jackson State</td><td>Nov. 10, 2018</td></tr> <tr><td>2. 57 (2nd)</td><td>Missouri Valley</td><td>Nov. 28, 2015</td></tr> <tr><td>3. 56 (2nd)</td><td>Utah State</td><td>Jan. 23, 2013</td></tr> <tr><td>4. 55 (2nd)</td><td>Missouri Valley</td><td>Nov. 14, 2014</td></tr> <tr><td>5. 54 (4x)</td><td>Last: at Arkansas State</td><td>Jan. 17, 2019</td></tr> </tbody> </table> <p>LARGEST WINNING MARGIN</p> <table border="0" style="width: 100%; border-collapse: collapse;"> <thead> <tr> <th style="text-align: left;">Total (Score)</th> <th style="text-align: left;">Opponent</th> <th style="text-align: left;">Date</th> </tr> </thead> <tbody> <tr><td>1. 73 (102-29)</td><td>Austin College</td><td>Jan. 27, 1983</td></tr> <tr><td>2. 66 (96-30)</td><td>Missouri Valley</td><td>Nov. 28, 2015</td></tr> <tr><td>3. 58 (90-32)</td><td>Missouri Valley</td><td>Nov. 14, 2014</td></tr> <tr><td>58 (101-43)</td><td>TCU</td><td>Dec. 07, 1976</td></tr> <tr><td>5. 57 (82-25)</td><td>McMurry</td><td>Dec. 17, 2014</td></tr> <tr><td>6. 54 (78-24)</td><td>TCU</td><td>Jan. 29, 1976</td></tr> </tbody> </table> <p>MOST POINTS ALLOWED</p> <table border="0" style="width: 100%; border-collapse: collapse;"> <thead> <tr> <th style="text-align: left;">No.</th> <th style="text-align: left;">Opponent</th> <th style="text-align: left;">Date</th> </tr> </thead> <tbody> <tr><td>1. 110</td><td>at Oral Roberts</td><td>Nov. 12, 2010</td></tr> <tr><td>2. 106</td><td>vs. Louisiana Tech</td><td>Mar. 10, 1977</td></tr> <tr><td>3. 104</td><td>at Vanderbilt</td><td>Dec. 03, 1991</td></tr> <tr><td>4. 103 (3x)</td><td>Last: Oklahoma</td><td>Dec. 04, 1984</td></tr> </tbody> </table>	Total (Quarter)	Opponent	Date	1. 34 (1st)	at Appalachian State	Jan. 09, 2020	34 (4th)	at SMU	Dec. 29, 2018	3. 33 (3rd)	Jackson State	Nov. 10, 2018	33 (4th)	Louisiana	Jan. 19, 2017	33 (3rd)	at Seton Hall	Nov. 27, 2016	6. 32 (2nd)	Georgia Southern	Feb. 29, 2020	7. 31 (1st)	Texas State	Mar. 10, 2020	31 (2nd)	at ULM	Feb. 15, 2018	9. 30 (2nd)	Troy	Mar. 02, 2019	30 (4th)	UTSA	Nov. 13, 2016	Total (Half)	Opponent	Date	1. 58 (2nd)	Jackson State	Nov. 10, 2018	2. 57 (2nd)	Missouri Valley	Nov. 28, 2015	3. 56 (2nd)	Utah State	Jan. 23, 2013	4. 55 (2nd)	Missouri Valley	Nov. 14, 2014	5. 54 (4x)	Last: at Arkansas State	Jan. 17, 2019	Total (Score)	Opponent	Date	1. 73 (102-29)	Austin College	Jan. 27, 1983	2. 66 (96-30)	Missouri Valley	Nov. 28, 2015	3. 58 (90-32)	Missouri Valley	Nov. 14, 2014	58 (101-43)	TCU	Dec. 07, 1976	5. 57 (82-25)	McMurry	Dec. 17, 2014	6. 54 (78-24)	TCU	Jan. 29, 1976	No.	Opponent	Date	1. 110	at Oral Roberts	Nov. 12, 2010	2. 106	vs. Louisiana Tech	Mar. 10, 1977	3. 104	at Vanderbilt	Dec. 03, 1991	4. 103 (3x)	Last: Oklahoma	Dec. 04, 1984
Total (Score)	Opponent	Date																																																																																																																																																																																																											
1. 103 (103-80)	Sam Houston State	Feb. 08, 1992																																																																																																																																																																																																											
2. 102 (102-60)	UTRGV	Jan. 26, 1998																																																																																																																																																																																																											
102 (102-29)	vs. Austin College	Jan. 27, 1983																																																																																																																																																																																																											
4. 101 (101-73)	Georgia Southern	Feb. 29, 2020																																																																																																																																																																																																											
101 (101-54)	Incarnate Word	Nov. 29, 1990																																																																																																																																																																																																											
101 (101-43)	TCU	Dec. 07, 1976																																																																																																																																																																																																											
7. 100 (100-73)	at Arkansas State	Jan. 17, 2019																																																																																																																																																																																																											
8. 99 (99-94, 2OT)	Appalachian State	Jan. 10, 2019																																																																																																																																																																																																											
99 (99-63)	Jackson State	Nov. 10, 2018																																																																																																																																																																																																											
10. 98 (98-69)	Central Arkansas	Feb. 21, 2009																																																																																																																																																																																																											
11. 97 (97-49)	at Incarnate Word	Dec. 02, 2018																																																																																																																																																																																																											
97 (97-53)	Sam Houston State	Jan. 31, 2008																																																																																																																																																																																																											
97 (97-52)	Sam Houston State	Jan. 14, 2002																																																																																																																																																																																																											
97 (97-67)	Sam Houston State	Jan. 11, 1990																																																																																																																																																																																																											
15. 96 (96-30)	Missouri Valley	Nov. 28, 2015																																																																																																																																																																																																											
16. 95 (95-64)	UTRGV	Dec. 06, 1985																																																																																																																																																																																																											
Total (Score)	Opponent	Date																																																																																																																																																																																																											
91 (91-97, 3OT)	Marshall	Dec. 18, 2007																																																																																																																																																																																																											
Total (Score)	Opponent	Date																																																																																																																																																																																																											
99 (99-94, 2OT)	Appalachian State	Jan. 10, 2019																																																																																																																																																																																																											
Total (Score)	Opponent	Date																																																																																																																																																																																																											
1. 103 (103-80)	Sam Houston State	Feb. 08, 1992																																																																																																																																																																																																											
2. 102 (102-60)	UTRGV	Jan. 26, 1998																																																																																																																																																																																																											
3. 101 (101-73)	Georgia Southern	Feb. 29, 2020																																																																																																																																																																																																											
101 (101-54)	Incarnate Word	Nov. 29, 1990																																																																																																																																																																																																											
101 (101-43)	TCU	Dec. 07, 1976																																																																																																																																																																																																											
6. 99 (99-94, 2OT)	Appalachian State	Jan. 10, 2019																																																																																																																																																																																																											
99 (99-63)	Jackson State	Nov. 10, 2018																																																																																																																																																																																																											
Total (Score)	Opponent	Date																																																																																																																																																																																																											
101 (101-73)	Georgia Southern	Feb. 29, 2002																																																																																																																																																																																																											
Total (Score)	Opponent	Date																																																																																																																																																																																																											
96 (96-30)	Missouri Valley	Nov. 28, 2015																																																																																																																																																																																																											
Total (Score)	Opponent	Date																																																																																																																																																																																																											
1. 100 (100-73)	Arkansas State	Jan. 17, 2019																																																																																																																																																																																																											
2. 98 (98-69)	Central Arkansas	Feb. 21, 2009																																																																																																																																																																																																											
3. 97 (97-49)	Incarnate Word	Dec. 02, 2018																																																																																																																																																																																																											
Total (Score)	Opponent	Date																																																																																																																																																																																																											
102 (102-29)	Austin College (Stephenville, TX)	Jan. 27, 1983																																																																																																																																																																																																											
Total (Quarter)	Opponent	Date																																																																																																																																																																																																											
1. 34 (1st)	at Appalachian State	Jan. 09, 2020																																																																																																																																																																																																											
34 (4th)	at SMU	Dec. 29, 2018																																																																																																																																																																																																											
3. 33 (3rd)	Jackson State	Nov. 10, 2018																																																																																																																																																																																																											
33 (4th)	Louisiana	Jan. 19, 2017																																																																																																																																																																																																											
33 (3rd)	at Seton Hall	Nov. 27, 2016																																																																																																																																																																																																											
6. 32 (2nd)	Georgia Southern	Feb. 29, 2020																																																																																																																																																																																																											
7. 31 (1st)	Texas State	Mar. 10, 2020																																																																																																																																																																																																											
31 (2nd)	at ULM	Feb. 15, 2018																																																																																																																																																																																																											
9. 30 (2nd)	Troy	Mar. 02, 2019																																																																																																																																																																																																											
30 (4th)	UTSA	Nov. 13, 2016																																																																																																																																																																																																											
Total (Half)	Opponent	Date																																																																																																																																																																																																											
1. 58 (2nd)	Jackson State	Nov. 10, 2018																																																																																																																																																																																																											
2. 57 (2nd)	Missouri Valley	Nov. 28, 2015																																																																																																																																																																																																											
3. 56 (2nd)	Utah State	Jan. 23, 2013																																																																																																																																																																																																											
4. 55 (2nd)	Missouri Valley	Nov. 14, 2014																																																																																																																																																																																																											
5. 54 (4x)	Last: at Arkansas State	Jan. 17, 2019																																																																																																																																																																																																											
Total (Score)	Opponent	Date																																																																																																																																																																																																											
1. 73 (102-29)	Austin College	Jan. 27, 1983																																																																																																																																																																																																											
2. 66 (96-30)	Missouri Valley	Nov. 28, 2015																																																																																																																																																																																																											
3. 58 (90-32)	Missouri Valley	Nov. 14, 2014																																																																																																																																																																																																											
58 (101-43)	TCU	Dec. 07, 1976																																																																																																																																																																																																											
5. 57 (82-25)	McMurry	Dec. 17, 2014																																																																																																																																																																																																											
6. 54 (78-24)	TCU	Jan. 29, 1976																																																																																																																																																																																																											
No.	Opponent	Date																																																																																																																																																																																																											
1. 110	at Oral Roberts	Nov. 12, 2010																																																																																																																																																																																																											
2. 106	vs. Louisiana Tech	Mar. 10, 1977																																																																																																																																																																																																											
3. 104	at Vanderbilt	Dec. 03, 1991																																																																																																																																																																																																											
4. 103 (3x)	Last: Oklahoma	Dec. 04, 1984																																																																																																																																																																																																											

SINGLE-GAME RECORDS (TEAM)

FIELD GOALS MADE

Total	Opponent	Date
1. 50	Austin College	Jan. 27, 1983
2. 41	at Arkansas State	Jan. 17, 2019
3. 40	Sam Houston State	Jan. 31, 2008
4. 37	at Arkansas State	Jan. 27, 2022
37	Georgia Southern	Feb. 29, 2020
37	at ULM	Mar. 02, 2017
7. 36	Jackson State	Nov. 10, 2018
36	ULM	Jan. 21, 2017
36	at Nicholls	Mar. 03, 2010
10. 35	Missouri Valley	Nov. 28, 2015
35	New Orleans	Feb. 20, 2013

FIELD GOALS ATTEMPTED

Total	Opponent	Date
1. 99	Austin College	Jan. 27, 1983
2. 84	Sam Houston State	Jan. 31, 2008
3. 78	Memphis	Nov. 21, 2012
4. 77	at Coastal Carolina	Dec. 29, 2017
77	at Texas Tech	Dec. 22, 2016
6. 74	Appalachian State	Jan. 10, 2019
7. 73	at Troy	Jan. 14, 2017
73	at Troy	Jan. 14, 2016
73	Utah State	Jan. 23, 2013
73	Sam Houston State	Feb. 27, 2010
73	McNeese State	Feb. 02, 2006

FIELD GOAL PERCENTAGE (Min. 30 Made)

Pct. (FG-A)	Opponent	Date
1. .623 (??-??)	UC Irvine	Dec. 21, 1995
2. .603 (41-68)	at Arkansas State	Jan. 17, 2019
3. .597 (37-62)	Texas A&M-Corpus Christi	Feb. 04, 2009
4. .590 (36-61)	Jackson State	Nov. 10, 2019
5. .588 (30-51)	at Grambling	Nov. 18, 2019
6. .581 (36-62)	Midwestern State	Nov. 26, 2008
7. .561 (37-66)	at ULM	Mar. 02, 2017

3-POINTERS MADE

Total	Opponent	Date
1. 14	Georgia Southern	Feb. 29, 2020
2. 13	Sam Houston State	Mar. 03, 2004
3. 12	at Tulane	Dec. 30, 2006
12	at Lamar	Dec. 18, 2006
12	Cornell	Dec. 31, 2005

3-POINTERS ATTEMPTED

Total	Opponent	Date
1. 44	Sam Houston State	Mar. 03, 2004
2. 36	Nicholls State	Feb. 23, 2006
3. 33	at Sam Houston State	Jan. 20, 2005
4. 32	Georgia Southern	Feb. 29, 2020
32	Georgia State	Dec. 30, 2015
32	at Texas State	Jan. 15, 2004
7. 30	at Troy	Jan. 04, 2015
8. 29	San Francisco	Dec. 21, 2017

3-POINT PERCENTAGE (Min. 10 Made)

Pct. (FG-A)	Opponent	Date
1. .769 (10-13)	at South Alabama	Jan. 12, 2017
2. .733 (11-15)	vs. Elon	Dec. 21, 2007
3. .625 (10-16)	at Northwestern State	Jan. 05, 2006
4. .583 (14-24)	Georgia Southern	Feb. 29, 2020
5. .550 (11-20)	Georgia Southern	Jan. 24, 2019
6. .550 (11-20)	at Oral Roberts	Nov. 25, 2003
7. .526 (10-19)	Arkansas State	Jan. 21, 2016

FREE THROWS MADE

Total	Opponent	Date
1. 36	Sam Houston State	Jan. 11, 1990
2. 30	Troy	Mar. 02, 2019
30	at ULM	Jan. 28, 2016
4. 28	Georgia State	Feb. 26, 2014
28	Houston Baptist	Dec. 31, 2011
6. 27	vs. UTSA	Mar. 09, 2010
27	at Nicholls State	Feb. 28, 2004

FREE THROWS ATTEMPTED

Total	Opponent	Date
1. 51	South Florida	Dec. 03, 1993
2. 41	Abilene Christian	Nov. 27, 2013
3. 39	Northwestern State	Feb. 09, 2006
39	at UTEP	Dec. 04, 2005
5. 38	Troy	Mar. 02, 2019
6. 37	Eastern New Mexico	Dec. 11, 2016
37	vs. UTSA	Mar. 09, 2010

FREE THROW PERCENTAGE (Min. 20 Made)

Pct. (FT-A)	Opponent	Date
1. 1.000 (20-20)	at Northern Arizona	Dec. 14, 2013
2. .957 (22-23)	UMKC	Nov. 24, 2009
3. .955 (21-22)	Appalachian State	Feb. 13, 2016
4. .917 (22-24)	at Stephen F. Austin	Jan. 21, 2012
5. .889 (24-27)	vs. South Alabama	Mar. 09, 2017
6. .875 (21-24)	at Louisiana	Jan. 11, 2014
7. .857 (30-35)	at ULM	Jan. 28, 2016
8. .840 (21-25)	at San Francisco	Nov. 25, 2018
.840 (21-25)	UTSA	Feb. 13, 2010
10. .833 (20-24)	at Incarnate Word	Dec. 02, 2018
.833 (20-24)	vs. Troy	Mar. 11, 2017
.833 (20-24)	at Texas State	Feb. 09, 2016

MOST FREE THROWS WITHOUT A MISS

Total (FT-A)	Opponent	Date
1. 20 (20-20)	at Northern Arizona	Dec. 14, 2013
2. 12 (12-12)	Stephen F. Austin	Mar. 21, 2019
3. 10 (10-10)	at Troy	Mar. 05, 2014

SINGLE-GAME RECORDS (TEAM)

REBOUNDS

Total	Opponent	Date
1. 69	at Nevada	Dec. 08, 1990
2. 68	at Nicholls State	Jan. 20, 1996
3. 64	Sam Houston State	Jan. 31, 2008
4. 63	Nicholls State	Feb. 05, 1995
5. 58	at South Alabama	Mar. 08, 2014
58	Troy	Jan. 22, 2014
7. 57	at North Texas	Dec. 28, 2012
8. 56	Texas Wesleyan	Nov. 26, 1996
56	Texas A&M-Commerce	Nov. 25, 2020
10.55	at Georgia State	Feb. 01, 2014
55	Sam Houston State	Feb. 27, 2010
55	at ULM	Feb. 02, 1995

REBOUND MARGIN

Margin	Opponent	Date
1. +24 (50-26)	Chicago State	Nov. 09, 2019
2. +22 (56-34)	Texas A&M-Commerce	Nov. 25, 2020
3. +21 (52-31)	at Georgia Southern	Mar. 05, 2015
4. +20 (44-24)	Georgia Southern	Feb. 22, 2018

PERSONAL FOULS

Total	Opponent	Date
1. 34	Incarate Word	Nov. 14, 2013
2. 33	at Coastal Carolina	Dec. 29, 2017
3. 32	Little Rock	Jan. 04, 2014
4. 31	Louisiana	Jan. 18, 2018
31	vs. Troy	Mar. 11, 2017

ASSISTS

Total	Opponent	Date
1. 33	Georgia Southern	Feb. 29, 2020
2. 30	North Texas	Nov. 28, 1978
3. 27	Coastal Carolina	Jan. 12, 2019
4. 26	App State	Feb. 6, 2022

TURNOVERS

Total	Opponent	Date
1. 44	at Houston	Nov. 14, 1981
2. 35	Fresno State	Jan. 03, 2012
35	at Oral Roberts	Nov. 12, 2010
35	at Texas A&M	Dec. 28, 2007
5. 34	at Oklahoma	Nov. 20, 2013
6. 33	at George Washington	Nov. 09, 2012
33	at Texas Tech	Dec. 07, 2011
8. 32	at Troy	Mar. 05, 2014
9. 31	Troy	Jan. 31, 2015
31	Lamar	Jan. 14, 2012

BLOCKS

Total	Opponent	Date
1. 15	ULM	Jan. 07, 1995
2. 11	at ULM	Feb. 05, 2004
3. 10	ULM	Jan. 08, 2015
4. 9	Texas A&M-Commerce	Dec. 18, 2016
9	McMurry	Dec. 17, 2014

STEALS

Total	Opponent	Date
1. 27 (2 times)	Last: Eastern Illinois	Dec. 04, 1992
2. 21	Texas A&M-Commerce	Nov. 22, 2003
3. 19	Northern Arizona	Nov. 26, 2014
4. 18	at Incarnate Word	Dec. 02, 2018
18	McNeese State	Feb. 02, 2006

FEWEST POINTS

Total (Score)	Opponent	Date
1. 2 (2-0)* Won by Forfeit	vs. Texas Southern	Feb. 12, 1976
2. 19 (19-37)	vs. Abilene Christian	Mar. 02, 1973
3. 20 (20-62)	at Baylor	Nov. 13, 2015
20 (20-43)	vs. East Texas State	Mar. 17, 1973
5. 22 (22-54)	vs. Midwestern State	Feb. 23, 1973
6. 24 (24-69)	at Texas	Dec. 21, 2004
7. 25 (25-49)	vs. Southwest Texas	Feb. 23, 1973
8. 26 (26-51)	vs. Temple JC	Feb. 15, 1975
26 (26-28)	at North Texas	Feb. 19, 1973
10. 28 (28-40)	at North Texas	Feb. 22, 1974
28 (28-34)	vs. Texas Wesleyan	Mar. 16, 1973
28 (28-30)	at North Texas	Mar. 03, 1973
13. 30 (30-56)	at UTSA	Jan. 04, 1983
30 (30-86)	at Texas	Nov. 29, 1978
30 (30-61)	Temple JC	Feb. 11, 1974
16. 31 (31-80)	at Louisiana Tech	Dec. 02, 1999
17. 33 (33-45)	Ranger JC	Feb. 05, 1974
18. 34 (34-57)	at Arkansas	Nov. 16, 2011
34 (34-26)	vs. SMU	Mar. 02, 1973
34 (34-89)	at Texas	Jan. 25, 1979

IN A WIN

Total (Score)	Opponent	Date
1. 34 (34-26)	vs. SMU	Mar. 02, 1973
2. 35 (35-17)	vs. SMU	Mar. 16, 1973
3. 36 (36-20)	North Texas	Feb. 12, 1973
4. 38 (38-34)	at Louisiana	Feb. 17, 2018

IN CONFERENCE PLAY

Total (Score)	Opponent	Date
38 (38-34)	at Louisiana	Feb. 17, 2018

vs. NON-CONFERENCE OPPONENT

Total (Score)	Opponent	Date
20	at Baylor	Nov. 13, 2015

FEWEST POINTS AT HOME

Total (Score)	Opponent	Date
1. 30 (30-61)	Temple JC	Feb. 11, 1974
2. 33 (33-45)	Ranger JC	Feb. 05, 1974
3. 35 (35-39)	Stephen F. Austin	Jan. 26, 2006
4. 36 (36-20)	North Texas	Feb. 12, 1973
5. 38 (38-48)	Little Rock	Feb. 28, 2015
6. 39 (39-57)	Temple JC	Feb. 18, 1975
7. 40 (40-32)	ULM	Feb. 20, 2016
40 (40-73)	Louisiana Tech	Dec. 14, 1998
40 (40-55)	Weatherford JC	Mar. 15, 1974
10. 41 (41-73)	Oral Roberts	Nov. 16, 2012
41 (41-63)	George Washington	Nov. 13, 2011
41 (41-43)	UTSA	Dec. 20, 2001

FEWEST POINTS ON THE ROAD

Total (Score)	Opponent	Date
1. 20 (20-62)	at Baylor	Nov. 13, 2015
2. 24 (24-69)	at Texas	Dec. 21, 2004
3. 26 (26-28)	at North Texas	Feb. 19, 1973
4. 28 (28-40)	at North Texas	Feb. 22, 1974
28 (28-30)	at North Texas	Mar. 03, 1973
6. 30 (30-56)	at UTSA	Jan. 04, 1983
30 (30-86)	at Texas	Nov. 29, 1978
8. 31 (31-80)	at Louisiana Tech	Dec. 02, 1999
9. 34 (34-57)	at Arkansas	Nov. 16, 2011
34 (34-39)	at Texas	Jan. 25, 1979

FEWEST POINTS AT A NEUTRAL SITE

Total (Score)	Opponent	Date
1. 19 (19-37)	vs. Abilene Christian (Denton, TX)	Mar. 02, 1973
2. 20 (20-43)	vs. East Texas State (Commerce, TX)	Mar. 17, 1973
3. 22 (22-54)	vs. Midwestern State (Denton, TX)	Feb. 23, 1973
4. 25 (25-49)	vs. Southwest Texas (Denton, TX)	Feb. 23, 1973

SINGLE-GAME RECORDS (TEAM)

SMALLEST COMBINED SCORE

Total (Score)	Opponent	Date
1. 52 (35-17)	vs. SMU	Mar. 16, 1973
2. 54 (26-28)	at North Texas	Feb. 19, 1973
3. 56 (19-37)	vs. Abilene Christian	Mar. 02, 1973
56 (36-20)	North Texas	Feb. 12, 1973
5. 58 (28-30)	at North Texas	Mar. 03, 1973
6. 60 (34-26)	vs. SMU	Mar. 02, 1973
7. 62 (28-34)	vs. Texas Wesleyan	Mar. 16, 1973
8. 63 (20-43)	vs. East Texas State	Mar. 17, 1973
9. 68 (28-40)	at North Texas	Feb. 22, 1974
10. 69 (39-30)	Texas Wesleyan	Mar. 13, 1974

SMALLEST COMBINED SCORE (Conference Game)

Total (Score)	Opponent	Date
1. 72 (2x)	Last: at Louisiana W 38-32	Feb. 17, 2018

FEWEST POINTS IN A QUARTER

Total (Quarter)	Opponent	Date
1. 1 (2nd)	at Baylor	Nov. 13, 2015
2. 2 (3rd)	Georgia State	Dec. 30, 2015
3. 4 (1st)	at Little Rock	Jan. 23, 2021
4 (4th)	San Francisco	Dec. 21, 2017
4 (1st)	at Utah	Nov. 27, 2017
5. 5 (4th)	South Alabama	Feb. 25, 2017
5 (2nd)	at Little Rock	Feb. 25, 2016
5 (1st)	at Texas Tech	Dec. 22, 2016
5 (1st)	at Baylor	Nov. 13, 2015

FEWEST POINTS IN A HALF

Total (Half)	Opponent	Date
1. 6 (1st)	at Baylor	Nov. 13, 2015
2. 11 (1st)	at TCU	Dec. 08, 2010
11 (2nd)	at Texas	Dec. 21, 2004
4. 12 (1st)	at Kansas State	Dec. 03, 2015
12 (2nd)	at Oklahoma State	Nov. 10, 2013
12 (2nd)	at Texas Tech	Nov. 28, 2009
7. 13 (1st)	at Texas State	Jan. 15, 2014
13 (2nd)	Oral Roberts	Nov. 16, 2012
13 (2nd)	at Texas	Dec. 21, 2004
10. 14 (1st)	at Omaha	Nov. 30, 2012
14 (1st)	at Texas State	Jan. 29, 2011

FEWEST POINTS ALLOWED

No.	Opponent	Date
1. 17	vs. SMU	Mar. 16, 1973
2. 22	at UCF	Dec. 17, 2005
3. 24	TCU	Jan. 29, 1976
24	vs. SMU	Feb. 28, 1975
5. 25	McMurry	Dec. 17, 2014
6. 27	SMU	Mar. 15, 1974
7. 28	at Texas A&M-Corpus Christi	Dec. 13, 2014
28	at UTRGV	Dec. 13, 1997
9. 29	vs. Austin College	Jan. 27, 1983
29	TCU	Feb. 25, 1974
29	vs. Texas A&M	Feb. 08, 1974

FEWEST POINTS ALLOWED IN A QUARTER

No. (Quarter)	Opponent	Date
1. 0 (4th)	Georgia State	Feb. 27, 2020
2. 2 (4th)	at Arkansas State	Feb. 26, 2021
2 (1st)	at ULM	Mar. 02, 2017
3. 3 (4th)	at Arkansas State	Feb. 27, 2016
3 (2nd)	Missouri Valley	Nov. 28, 2015
5. 4 (4th)	at Incarnate Word	Dec. 02, 2018
4 (2nd)	San Francisco	Dec. 21, 2017
4 (4th)	ULM	Feb. 20, 2016
4 (2nd)	Houston Baptist	Dec. 19, 2015

FEWEST POINTS ALLOWED IN A HALF

No.	Opponent	Date
1. 8 (1st)	McMurry	Dec. 17, 2014
2. 9 (2nd)	ULM	Feb. 20, 2016
3. 10 (1st)	at UCF	Dec. 17, 2005
4. 11 (2nd)	ULM	Jan. 08, 2021
11 (1st)	Missouri Valley	Nov. 28, 2015
11 (2nd)	at Texas A&M-Corpus Christi	Dec. 13, 2014
11 (1st)	Northwestern State	Feb. 09, 2006
7. 12 (1st)	at Georgia Southern	Mar. 05, 2015
12 (2nd)	at UCF	Dec. 17, 2005
12 (1st)	Nicholls State	Mar. 04, 2005
12 (1st)	UTSA	Feb. 10, 2005

LARGEST LOSING MARGIN

Total (Score)	Opponent	Date
1. 56 (30-86)	at Texas	Nov. 29, 1978
2. 55 (42-97)	at TCU	Jan. 04, 2008
55 (48-103)	Oklahoma	Dec. 04, 1984
55 (34-89)	at Texas	Jan. 25, 1979
5. 53 (46-99)	at Oklahoma	Nov. 20, 2013
53 (47-100)	vs. Wayland Baptist	Mar. 06, 1976
7. 52 (58-110)	at Oral Roberts	Nov. 12, 2010
52 (36-88)	at Mississippi	Nov. 30, 1994

FEWEST FIELD GOALS MADE

Total	Opponent	Date
1. 8	at Baylor	Nov. 13, 2015
2. 9	at Texas	Dec. 21, 2004
3. 10	at UTSA	Jan. 04, 1983
4. 12	at Oklahoma State	Nov. 10, 2013
12	Stephen F. Austin	Jan. 26, 2006
12	at TCU	Dec. 02, 2003
7. 13	at TCU	Jan. 04, 2008

FEWEST FIELD GOALS ATTEMPTED

Total	Opponent	Date
1. 37	at Texas Tech	Nov. 15, 1998
2. 40	at Baylor	Nov. 13, 2015

LOWEST FIELD GOAL PERCENTAGE (Min. 50 Attempted)

Pct. (FG-A)	Opponent	Date
1. .173 (9-52)	at Texas	Dec. 21, 2004
2. .185 (??-??)	at Arkansas	Dec. 22, 1992
3. .194 (12-62)	Stephen F. Austin	Jan. 26, 2006
4. .215 (14-65)	vs. Texas A&M	Mar. 17, 2007
5. .220 (13-59)	at TCU	Jan. 04, 2008
.220 (??-??)	at Mississippi	Nov. 30, 1994
7. .221 (15-68)	at Sam Houston State	Jan. 11, 2012
8. .222 (12-54)	at Oklahoma State	Nov. 10, 2013
9. .227 (15-66)	Northwestern State	Feb. 26, 2011
10. .230 (14-61)	at Omaha	Nov. 30, 2012

FEWEST 3-POINT FIELD GOALS MADE

Total	Opponent	Date
1. 0 (28 times)	Last: Coastal Carolina	Dec. 31, 2016
2. 1 (Numerous times)	Last: Little Rock	Jan. 04, 2020

FEWEST 3-POINT FIELD GOALS ATTEMPTED

Total	Opponent	Date
1. 1 (3 times)	Last: Mississippi	Nov. 24, 1989
2. 4	at Houston Baptist	Nov. 08, 2013
3. 5	at Little Rock	Jan. 24, 2015

FEWEST FREE THROWS MADE

Total	Opponent	Date
1. 0	ULM	Jan. 04, 1993
2. 1 (Numerous Times)	Last: at Georgia State	Jan. 03, 2019

FEWEST FREE THROWS ATTEMPTED

Total	Opponent	Date
1. 2	at Georgia State	Jan. 03, 2019
2. 3 (6 times)	Last: at ULM	Mar. 02, 2017

LOWEST FREE THROW PERCENTAGE (Min. 10 Attempted)

Pct. (FT-A)	Opponent	Date
1. .300 (3-10)	at Utah	Nov. 27, 2017
.300 (3-10)	at Baylor	Nov. 13, 2015
3. .357 (5-14)	Stephen F. Austin	Mar. 01, 2008
4. .385 (5-13)	Marist	Dec. 19, 2019
5. .440 (11-25)	at Texas State	Feb. 12, 2015
6. .444 (8-18)	Stephen F. Austin	Jan. 26, 2006
7. .455 (5-11)	at South Alabama	Jan. 12, 2017
8. .458 (11-24)	Stephen F. Austin	Dec. 03, 2016

FEWEST REBOUNDS

No.	Opponent	Date
1. 17	Little Rock	Feb. 14, 2019
2. 18	at Pittsburg State	Nov. 30, 1980

2021-22 LADY MAVS MEDIA ROSTER



0

STEPHANIE MOSLEY
F | 6-0 | FR. | MANSFIELD, TEXAS



1

OLYMPIA CHANEY
G | 5-8 | FR. | ATLANTA, GA.



2

RENIYA JONES
G | 5-8 | FR. | WASHINGTON D.C.



4

STARR JACOBS
F | 6-2 | JR. | DALLAS, TEXAS



5

AALIYAH MCMILLAN
G | 5-8 | FR. | SAN ANTONIO, TEXAS



11

CASSIDEE KINSLOW
F | 6-0 | FR. | HUNTINGTON BEACH, CALIF.



20

CLAIRE CHASTAIN
G | 6-0 | SR. | SHAWNEE, OKLA.



21

TERRYN MILTON
G | 5-9 | SR. | OWASSO, OKLA.



23

CAMRYN HAWKINS
G | 5-10 | SR. | ALBUQUERQUE, N.M.



24

DE'SHA BENJAMIN
G | 6-0 | SR. | AUGUSTA, GA.



32

JORDYN TURNER
F | 6-2 | FR. | OKLAHOMA CITY, OKLA.



34

SHYIA SMITH
F | 5-11 | SR. | IDABEL, OKLA.



41

KATIE FERRELL
G | 6-1 | SR. | PLANO, TEXAS



45

EMMA HALVERSON
F | 6-3 | SR. | PLANO, TEXAS



SHEREKA WRIGHT
HEAD COACH
2ND SEASON



AUSTIN KELLY
ASSISTANT COACH




ROSALYN TINDEL
ASSISTANT COACH



SEAN EHLBECK
ASSISTANT COACH



KAELYNN BOYD
DIRECTOR OF BASKETBALL OPS



JORDYNN HERNANDEZ
GRADUATE ASSISTANT



SHA'HADA ARTBERRY
STRENGTH & CONDITIONING COACH



GINA GIAMMANCO
ASSOCIATE HEAD ATHLETIC TRAINER



ANDREA AYERS
VIDEO COORDINATOR



JAMES HILL
ASST. DIRECTOR OF COMMUNICATIONS