

# UT ARLINGTON MEN'S BASKETBALL



## 2021-22 INFOGRAPHIC GAME NOTES

Associate AD for Communications: Jason MacBain | Cell: 315.750.0236 | Email: jason.macbain@uta.edu | Twitter: @JaBain

### SCHEDULE / RESULTS

11-15 7-8 8-4 3-11 0-0

OVERALL SUN BELT HOME AWAY NEUTRAL

#### NOVEMBER (2-5) CST / RESULT

9	@ RV Oklahoma State ESPN+	L, 88-45
13	MARY HARDIN-BAYLOR ESPN+	W, 104-75
16	ABILENE CHRISTIAN ESPN+	L, 80-71 (OT)
18	@ North Texas	L, 64-36
20	@ San Diego State	L, 68-62
27	@ RV Utah State	L, 80-61
29	@ UC Santa Barbara	W, 70-62

#### DECEMBER (3-2)

7	NEVADA (COVID PROTOCOL W/ NEVADA)	CANCELED
11	LAMAR ESPN+	W, 56-47
16	@ Oral Roberts	L, 71-62
19	@ RV Oklahoma BALLY SPORTS OKLAHOMA	L, 70-50
22	HOWARD PAYNE ESPN+	W, 95-46
30	SOUTH ALABAMA* ESPN+	W, 89-87 (OT)

#### JANUARY (4-5)

1	TROY* ESPN+	W, 62-57
6	@ Georgia State* ESPN+	W, 70-63
8	@ Georgia Southern* ESPN+	L, 74-73 (OT)
13	LOUISIANA* ESPN+	W, 83-73
15	ULM* ESPN+	L, 62-55 (OT)
20	@ Arkansas State* ESPN+	L, 75-70
22	@ Little Rock* ESPN+	L, 98-96 (3 OT)
27	TEXAS STATE* ESPN+	W, 70-58
29	@ Texas State* ESPN+	L, 58-53

#### FEBRUARY (2-3)

3	COASTAL CAROLINA* (WINTER WEATHER)	CANCELED
5	APP STATE* ESPN+	L, 70-61
10	@ ULM* ESPN+	L, 74-71
12	@ Louisiana* ESPN+	W, 80-77 (OT)
17	LITTLE ROCK* ESPN+	W, 85-70
19	ARKANSAS STATE* ESPN+	L, 58-49
23	@ Troy* ESPN+	6 PM
25	@ South Alabama* ESPN+	7 PM

#### MARCH (0-0)

3	Sun Belt Tournament First Round ESPN+	TBA
5	Sun Belt Tournament Quarterfinals ESPN+	TBA
6	Sun Belt Tournament Semifinals ESPN+	5 / 7:30 PM
7	Sun Belt Tournament Final ESPN2	6 PM

All Times Subject To Change

\* Denotes Sun Belt Conference Opponent

Sun Belt Tournament: Pensacola Bay Center | Pensacola, FL


### UT ARLINGTON (11-15, 7-8) @ TROY (18-9, 9-5)

Troy, Ala. | Trojan Arena (6,000)

Video: ESPN+ | ESPN App

Radio: KTNO 620 AM | The Varsity Network | Josh Sours

Series History: UTA Leads, 9-4 (More Info: Page 2)



Greg Young: 179-154 (11-15 @ UTA) | HEAD COACHES | Scott Cross: 263-210 (38-49 @ TROY)


### THE OPENING TIP(S)

❖ UTA enters the final week of the regular season with still a plethora of seeding implications on the line for the Sun Belt Conference Tournament Mar. 3-7. The Mavericks could still finish anywhere from 4th to 9th. A pair of wins and losses by Georgia State, South Alabama and Arkansas State would give the Mavs a top-4 seed and bye into the quarterfinals on Mar. 5.

❖ All eight of UTA's Sun Belt losses this year have come by single digits – the most in any conference season in program history (previous: seven in 1982-83, 2009-10 and 2010-11 when UTA was in the Southland Conference). UTA's average loss in conference play this year is just five points per game. UTA and preseason favorite Georgia State (five losses) are the only Sun Belt teams without a double-figure loss in league play this year; every other team except Louisiana and South Alabama has at least two double-figure SBC losses.

❖ David Azore – a two-time conference Player of the Week this season – continues his Sun Belt Player of the Year campaign as he leads the league in both overall scoring (19.5) and league scoring (24) – nearly five points better than anyone else. The 19.5 average ranks 29th nationally. He has four 30-point games in conference play; the rest of the league combined has just two such outings.

DAVID AZORE  
29<sup>TH</sup> NATIONALLY  
19.5 PPG



### LAST GAME STARTERS

### TWEETABLES

#### 1 JAVON LEVI

5-11 | 163 | G | Grad.  
Killeen, Texas | UTRGV | Shoemaker HS  
5.7 PPG | 4.5 RPG | 5.2 APG



#### 3 CARSON BISCHOFF

6-4 | 210 | G | R-Jr.  
Ogden, Utah | Utah State  
5.9 PPG | 1.1 RPG | .438 3PT%



#### 4 DAVID AZORE

6-4 | 211 | G | Gr.  
Houston, TX | Clear Brook HS  
19.5 PPG | 4.5 RPG | .829 FT%



#### 23 PATRICK MWAMBA

6-7 | 201 | F | R-So.  
Bukavu, Congo | NBA Academy Africa  
9.8 PPG | 4.4 RPG | 1.1 SPG



#### 0 KAO. AKOBUNDU-EHIOGU

6-9 | 202 | F | R-So.  
Lagos, Nigeria | SAGU | Poteet HS  
5 PPG | 4.8 RPG | 2.3 BPG



1) UTA tied for its fewest points ever in a Sun Belt game on Saturday in a 58-49 loss to Arkansas State (77-49 versus Georgia State on Feb. 27, 2014). The Mavs entered the game leading the conference in scoring at over 72 per contest.

2) The 58 points UTA held A-State to were tied for its fewest allowed in a loss this season (58-53 at Texas State on Jan. 29).

3) Additionally, the Mavs limited the Red Wolves to just 2-20 (10 percent) from 3-point range – representing season-best defensive performances in both fewest makes allowed and percentage.

4) UTA ranks 2nd in Sun Belt games in scoring (71.1), assists (15.0), steals (7.5) and assist-to-turnover ratio (1.2) and 3rd in rebounding (37.3).

5) David Azore ranks 13th nationally in free throws made (136), Javon Levi is 26th in assists per game (5.2) and Kaodirichi Akobundu-Ehiogu is 30th in blocks per game (2.3).

## CLOSING IN ON 1K POINTS



JAVON LEVI

PEDRO CASTRO

DAVID AZORE

Prior to Pedro Castro's season-ending injury, UTA had a distinct possibility this season of having three different players each reach 1,000 career points:

**David Azore: 1,321 | Reached At Oklahoma (Dec. 19)**  
**Javon Levi: 1,065 | Reached At Georgia Southern (Jan. 8)**  
**Pedro Castro: 877 | Needs 123**

### PROGRAM'S 1,000-POINT SCORERS

PLAYER	YEARS	GMS	POINTS
1. Willie Brand	1987-91	113	1907
2. Kevin Hervey	2014-18	115	1783
3. Erick Neal	2014-18	132	1557
4. Anthony Vereen	2005-09	122	1477
5. Steven Thomas	2002-06	115	1411
6. Paul Renfro	1976-80	107	1380
<b>7. DAVID AZORE</b>	<b>2018-</b>	<b>99</b>	<b>1321</b>
8. Derrick Obasohan	2000-04	113	1308
9. Jeffrey Stewart	1978-82	107	1302
10. Brandon Long	2005-10	125	1277
11. LaMarcus Reed	2009-12	115	1245
12. Bill Washington	1996-00	107	1237
13. Steven Barber	1999-02	82	1229
14. Bobby Kenyon	1988-92	97	1228
15. Jermaine Griffin	2004-08	120	1218
16. Leonard Wilson	1990-93	85	1208
17. Kaelon Wilson	2014-18	132	1191
18. Marquez Haynes	2008-10	60	1174
19. Mack Callier	1999-03	111	1111
20. Roge'r Guignard	2006-09	91	1105
21. Ike Mitchell	1983-88	101	1102
22. Brian Myers	1992-96	110	1084
23. Brandon Edwards	2010-14	126	1078
24. Anthony Durham	1993-98	112	1072
25. Mike Nau	1964-67	65	1052
26. John Shelton	1965-69	97	1048
27. Danny Wojciak	1983-87	114	1022
28. Eddie Stallings	1967-69	49	1007

## UTA HEADING TO THE WAC

On Jan. 21, UT Arlington officially accepted an invitation to join the Western Athletic Conference effective July 1, 2022, making UTA the 15th member of the WAC and eighth school based in Texas during the 2022-23 academic year.

UTA was a member of the Southland Conference from 1963-2012, a one-year former WAC member in 2012-13 and has been a Sun Belt institution since 2013.

## ABOUT THE MATCHUP

• Troy head coach Scott Cross played at UTA from 1995-98, was an assistant with the Mavs from 1998-2006 and then the head coach from 2006-18. Current UTA head coach Greg Young was on staff with Cross for nine seasons: 2009-13 as an assistant coach and 2013-18 as an associate head coach.

### SERIES HISTORY -- UTA Leads, 9-4

1.23.14	Arlington, TX	W	59-56
3.6.14	Troy, AL	W	87-86 (201)
1.5.15	Troy, AL	L	66-71
1.31.15	Arlington, TX	L	54-55
1.16.16	Troy, AL	W	90-63
3.5.16	Arlington, TX	W	90-55
1.14.17	Troy, AL	L	71-93
2.27.17	Arlington, TX	W	82-67
1.4.18	Arlington, TX	W	86-76
3.2.19	Troy, AL	W	79-66
3.3.20	Troy, AL	W	78-64
3.5.21	Pensacola, FL	L	86-91
1.1.22	Arlington, TX	W	62-57 (Page 30)

• Both Troy and UTA rank in the top 4 in the Sun Belt in rebound margin in conference action (Troy: 2nd at +4.1; UTA 4th at +2.3). In the first game, Troy finished with a 53-32 rebounding edge – the largest negative rebounding differential (-21) in any UTA win in at least 10 years. Troy's bench accounts for 46 percent of its total minutes this year, which ranks as the highest percentage of any team in the nation per KenPom.

## RECORD PERFORMANCES

David Azore tied for the 10th-most points in single-game program history on Jan. 22 at Little Rock with a career-high 37. Azore made 17 free throws in that game – tied for the 3rd-most by any player in the nation this year, the most by a UTA player since 1979 and tied for the 4th-most in program history.

In that same game at Little Rock, Carson Bischoff tied a single-game program record with nine made 3-pointers, reaching double-figure points for the first time in his UTA career with 27. The nine 3s are the most by a Sun Belt player in any game this year and tied for the 9th-most in the country this season.

## CHALLENGING THEMSELVES

UTA played the hardest non-conference schedule of any Sun Belt team (13th-toughest in the nation). The Mavs faced five Quad 1 opponents; no other team in the league faced more than three as UTA was responsible for nearly 23 percent of the Sun Belt's 22 combined Quad 1 games. In fact, Georgia Southern, Georgia State, Troy, South Alabama and Coastal Carolina (five teams) have combined for just three Quad 1 games – two fewer than UTA on its own.

## UTA BY THE NUMBERS

**2:** UTA lost its then-2nd-leading scorer Pedro Castro for the season after he underwent back surgery on Dec. 18 following an injury suffered at Oral Roberts two days prior.

**4:** UTA committed just four turnovers against Troy on Jan. 1 – tied for the fewest in program history in the last 10 years (Louisiana on Jan. 31, 2020).

**6:** Six of UTA's 11 wins this year have come when scoring in the 50s, 60s, 70, 80s, 90s or 100s.

**12:** UTA has already used 12 different starting lineups in 26 games – tied for the 8th-most combinations of any team in the nation (18: Alabama State; 17: Coppin State; 16: Memphis; 15: Little Rock; 14: Eastern Illinois, Stony Brook; 13: UTRGV).

**40:** Percentage of UTA's total minutes this season which have been played by its bench (non-starters), the 25th-most of any team in the nation.

## SUN BELT CONFERENCE STANDINGS

Entering Games On Wednesday, Feb. 23 // Bracket & More: Page 53

SCHOOL	SBC	WIN %	OVERALL	WIN %	STREAK
Texas State (@USA, @Troy)	10-3	.769	19-6	.760	W7
App State (@LR, @A-State)	11-5	.688	17-12	.586	W1
Troy (UTA, TXST)	9-5	.643	18-9	.667	L1
Georgia State (ULM, LA)	7-5	.583	13-10	.565	W5
South Alabama (TXST, UTA)	8-6	.571	18-9	.667	L1
Arkansas State (CCU, APP)	7-6	.538	16-9	.640	W1
<b>UT Arlington (@Troy, @USA)</b>	<b>7-8</b>	<b>.467</b>	<b>11-15</b>	<b>.423</b>	<b>L1</b>
Louisiana (@GS, @GSU)	7-8	.467	12-13	.480	W2
Coastal Carolina (@A-State, @LR)	6-8	.429	14-12	.538	W1
ULM (@GSU, @GS)	5-11	.313	13-15	.464	L3
Georgia Southern (LA, ULM)	4-10	.286	11-14	.440	L5
Little Rock (APP, CCU)	3-9	.250	8-16	.333	L2

Sun Belt games that cannot be played due to COVID-19 will be canceled and considered a no-contest and will not be rescheduled. The minimum threshold required to compete is seven (7) student-athletes (scholarship or non-scholarship), plus one full-time coach. If a team meets that minimum threshold, they are required to play. Teams may choose to play with less than the minimum threshold.

## PRESEASON COACHES POLL

1	Georgia State (8)	139
2	Louisiana (2)	125
3	Texas State	110
4	App State (2)	109
5	South Alabama	105
6	Arkansas State	89
7	Coastal Carolina	69
8	Little Rock	46
T-9	<b>UT Arlington</b>	<b>40</b>
T-9	Troy	40
11	Georgia Southern	39
12	ULM	25

Since joining the Sun Belt Conference in 2013-14, the Mavericks have now been picked to finish 7th or worse (bottom half of the league) four times. In each of the first three occurrences, UTA far exceeded the preseason prognostications:

YEAR	PRE	FINAL	YEAR	PRE	FINAL
2013-14	7th	T-5th	2017-18	1st	4th
2014-15	4th	5th	2018-19	11th	T-2nd
2015-16	8th	3rd	2019-20	2nd	7th
2016-17	1st	1st	2020-21	3rd West	3rd West

## 2021-22 SUN BELT CONFERENCE PRESEASON TEAMS

### FIRST TEAM

Justin Forrest, App State  
Norchad Omier, Arkansas State (POTY)  
Corey Allen, Georgia State  
Theo Akwuba, Louisiana  
Mason Harrell, Texas State

### SECOND TEAM

Marquis Eaton, Arkansas State  
Eliel Nsoseme, Georgia State  
Kane Williams, Georgia State  
**David Azore, UT Arlington**  
Caleb Asberry, Texas State

### THIRD TEAM

Nikola Maric, Little Rock  
Essam Mostafa, Coastal Carolina  
Jordan Brown, Louisiana  
Isiah Small, Texas State  
Nick Stampley, Troy

## AMONG THE SUN BELT CONFERENCE'S BEST

Since 2014-15, UTA's average NET/RPI of 138 is 2nd-best among all Sun Belt teams.

Team	2014-15	2015-16	2016-17	2017-18	2018-19	2019-20	2020-21	Average
1) Georgia State	54	177	106	116	126	134	130	121
<b>2) UT Arlington</b>	<b>180</b>	<b>107</b>	<b>40</b>	<b>112</b>	<b>160</b>	<b>129</b>	<b>242</b>	<b>138</b>
3) Louisiana	123	145	114	65	194	230	186	151
4) Georgia Southern	111	244	144	143	128	147	262	169
5) Coastal Carolina			174	251	153	188	159	185 *
6) Texas State	233	241	172	247	139	120	154	187
7) ULM	125	104	294	224	145	255	290	205
8) Little Rock	276	42	241	308	237	140	221	210
9) South Alabama	271	240	229	271	236	169	203	231
T-10) Arkansas State	278	284	113	295	252	202	239	237
T-10) Appalachian State	243	262	295	250	215	181	215	237
12) Troy	312	295	150	197	259	274	289	254
Sun Belt Rank (Out Of 32)	19	17	13	20	17	14	18	17

\* Based On Five-Year Sun Belt Membership | 2014-18 RPI Formula Was Utilized | 2018-Present NET Formula Is Utilized



## UTA IN SUN BELT GAMES

### INDIVIDUAL TOP-10 RANKINGS

#### David Azore

Points Per Game: 24.0 (1st)  
Free Throw Percentage: 83.8 (4th)  
Field Goal Percentage: 44.3 (6th)

#### Javon Levi

Assists Per Game: 5.7 (1st)  
Assist-To-Turnover Ratio: 2.8 (2nd)  
Steals Per Game: 1.9 (1st)

#### Kaodirichi Akobundu-Ehiogu

Blocks Per Game: 1.9 (2nd)

#### Carson Bischoff

3-Pointers Made Per Game: 1.9 (8th)

## DEPTH ON DISPLAY

UTA tied for the national lead last season by having 13 different players score double-figure points in a game. **So far this year, the Mavs have had 12 different double-figure scorers – tied for the 3rd-most in the nation** (Bowling Green, Texas A&M-Corpus Christi each with 13). Below is a list of those players, their respective season highs and how many times they have led UTA in scoring:

David Azore (17 - INCLUDES 1 TIE)	37
Carson Bischoff	27
Patrick Mwamba (4 - INCLUDES 1 TIE)	22
Nicolas Elame <sup>(1)</sup>	17
Pedro Castro <sup>(3)</sup>	17
Shemar Wilson <sup>(1)</sup>	15
Javon Levi	14 <sup>(2x)</sup>
K. Akobundu-Ehiogu	14
Brandyn Talbot	13
Montez Young Jr. <sup>(1)</sup>	12
Lazaro Rojas	12 <sup>(2x)</sup>
Jack Hoiberg	11

## PROGRAM CAREER RECORDS

### FREE THROWS MADE

	Player	Years	G	FTM
1.	Anthony Vereen	2005-09	122	476
2.	Steven Thomas	2002-06	115	471
3.	DAVID AZORE	2018-	99	403
4.	Paul Renfro	1976-80	107	398
5.	Kevin Hervey	2014-18	115	317
6.	Marquez Haynes	2008-10	60	313
7.	LaMarcus Reed	2009-12	115	309
8.	Eddie Stallings	1967-69	49	297

### FREE THROW PERCENTAGE

(Min 2 FTM Per Game Played)

	Player	Years	FTM	FTA	PCT
1.	Keith Cornett	1994-95	70	79	.886
2.	Terry George	1966-68	164	196	.837
3.	Jarrett Howell	2003-06	265	317	.836
4.	Dink Ford	1964-66	223	268	.832
5.	Melvin Polk	1979-81	142	174	.816
6.	Brian Warren	2018-20	193	238	.811
7.	Paul Renfro	1976-80	398	494	.806
8.	DAVID AZORE	2018-	403	502	.803

## RE-TWEETS

• UTA has already played a program-record six overtime games this season, and five have come in conference action – also a single-season program record. In the previous five seasons (2016-21), UTA played just six total overtime contests. Additionally, UTA is closing in on the all-time single-season NCAA D-I record for overtime games of eight (including the postseason) set by Western Kentucky in 1977-78, Portland in 1983-84 and Valparaiso in 1992-93.

• David Azore has tied a single-season program record with two 35+ point games this year (career-high 37 at Georgia Southern; 36 versus App State). His four 30-point contests are tied for the 5th-most in single-season program history behind Eddie Stallings (5) in 1967-68 and 1968-69, Sam Norton (6) in 1983-84 and Marquez Haynes (7) in 2009-10.

• Javon Levi recorded just the third triple-double in program history with 14 points, 10 rebounds and 10 assists against Louisiana on Jan. 13. Erick Neil had UTA's only other two triple-doubles before Levi's performance: Nov. 27, 2017, versus UT Dallas (10p, 10r, 13a), and Jan. 28, 2016, at ULM (27p, 10r, 12a).

• UTA pulled down 51 boards on Jan. 6 in out-rebounding Georgia State, 51-32. That's the most caroms for the Mavs versus a D-I opponent since 55 against Troy on Mar. 5, 2016. Additionally, 18 of those came on the offensive glass – UTA's most against any D-I team in more than a decade.

• The Mavs played four-straight games from Jan. 6-15 with just nine scholarship players due to injuries and COVID protocols. UTA was without Jack Hoiberg and Carson Bischoff at Georgia State and Georgia Southern and without David Azore and Lazaro Rojas versus Louisiana and ULM.

• The Mavs were scheduled to face Nevada (NET #126 – Quad 3 opponent at home) on Dec. 7; however, that contest was canceled due to COVID protocols within the Wolf Pack program.

• UTA shot 64.2 percent (43-67) from the floor on Nov. 13 against Mary Hardin-Baylor, which was tied for the 7th-best mark in single-game program history. It was the 2nd-highest percentage in program history when making at least 40 shots (66 percent, 40-62, at Texas Wesleyan on Jan. 2, 1965).

• Javon Levi posted his seventh-career double-double with 12 points and 10 assists against UMHB. It was the first points-assists double-double by a UTA player since Brian Warren had 15 and 12 versus Arkansas Tech on Nov. 24, 2019.

UTA's win at UC Santa Barbara (ranked #93 at the time by KenPom) on Nov. 29 was its first road non-conference win over a KenPom top-100 team since the Mavs took down BYU (then #73) on Nov. 18, 2018.

UCSB had the 6th-longest home winning streak in the country at 20 in a row before UTA handed the Gauchos their first defeat inside The Thunderdome since 2019.



## KAO K-O's SHOTS

### PROGRAM SINGLE-SEASON BLOCK LEADERS

1) Johnny Hamilton: 77 (2017-18 | 34 Games)

2) Jordan Reves: 71 (2012-13 | 33 Games)

T- 4) Kaodirichi Akobundu-Ehiogu: 60 (2021-22 | 26 Games)

Kaodirichi Akobundu-Ehiogu: 60 (2020-21 | 18 Games)

5) Jermaine Griffin: 58 (2006-07 | 29 Games)

### SINGLE-SEASON TEAM RECORD

1) 143 (2017-18 | 34 Games)

2) 124 (2020-21 | 26 Games)

3) 123 (2011-12 | 33 Games)

4) 120 (2013-14 | 32 Games)

5) 119 (2012-13 | 33 Games)

### PROGRAM CAREER RECORD

Player	Games	Blocks
1. Jordan Reves	124	168
2. Jermaine Griffin	120	145
3. Brandon Edwards	126	132
4. KAODIRICHI	44	120
5. Trey Parker	83	113
6. Roy Johnson	113	85
7. Mack Callier	111	84
8. Johnny Hamilton	34	77
9. Miles Robertson	51	75
10. Jabari Narcis	64	74








Last year, Kaodirichi Akobundu-Ehiogu was a walk-on who played at a scholarship level, and that's exactly what he got as he received a full ride after a season most didn't see coming. Akobundu-Ehiogu – who didn't have a scholarship offer from any school – wasn't even cleared eligibility-wise until mid-December. He made his debut with just two non-conference games remaining, and after minimal action in UTA's first four Sun Belt games he emerged onto the scene with a **seven-block performance off the bench against Louisiana on Jan. 15 – the most by any walk-on in the country last season**, tied for the 3rd-highest in single-game program history and the most by a Sun Belt player in a conference game in 2020-21.

Akobundu-Ehiogu led the Sun Belt in conference games with 3.2 blocks per game, and for the entire year he averaged **3.3 blocks, which would have ranked 3rd in the nation if he qualified** (had to appear in 75 percent of UTA's games; he played in 69 percent due to not being cleared until mid-December). His 60 total blocks in just 18 games ranked as the 18th-most in the nation.

**Additionally, he now has eight-career games of 5+ blocks – no one else in program history even has more than three such contests.**

## CHALLENGING NON-CONFERENCE SCHEDULE

UTA's 2021-22 non-conference schedule featured an incredible eight opponents (out of nine total D-I teams (Lamar)) which competed in the NCAA Tournament last season – **THE MOST OF ANY TEAM IN THE NATION.**

	TEAM / RESULT	CONFERENCE	NCAA BERTH/SEED	NCAA ROUND	RESULT(S)
	@ Oklahoma State L, 88-45	Big 12 Tournament Final	At Large / No. 4	<b>Second Round</b>	W, (13) Liberty L, (12) Oregon State
	Abilene Christian L, 80-71 (OT)	Southland Tournament Champs	Automatic / No. 14	<b>Second Round</b>	W, (3) Texas L, (11) UCLA
	@ North Texas L, 64-36	Conference USA Tournament Champs	Automatic / No. 13	<b>Second Round</b>	W, (4) Purdue L, (5) Villanova
	@ San Diego State L, 68-62	Mountain West Tournament Champs	Automatic / No. 6	<b>First Round</b>	L, (13) Syracuse
	@ Utah State L, 80-61	Mountain West Tournament Final	At Large / No. 11	<b>First Round</b>	L, (6) Texas Tech
	@ UC Santa Barbara W, 70-62	Big West Tournament Champs	Automatic / No. 12	<b>First Round</b>	L, (5) Creighton
	@ Oral Roberts L, 71-62	Summit Tournament Champs	Automatic / No. 15	<b>Sweet Sixteen</b>	W, (2) Ohio State W, (7) Florida L, (3) Arkansas
	@ Oklahoma L, 70-50	Big 12 Tournament Quarterfinals	At Large / No. 8	<b>Second Round</b>	W, (9) Missouri L, (1) Gonzaga

## WIN-LOSS COMPARE

UTA's statistical averages in its wins and losses so far this season:

Stat	Ws (11)	Ls (15)
PPG	78.5	61.0
DEF PPG	65.0	72.7
3FG% DEF	30.5	37.4
APG	19.4	11.1
TO/GM	11.8	16.0

## STATISTICAL TRENDS

### UTA'S RECORD WHEN...

Monday	1-0
Tuesday	0-2
Wednesday	1-0
Thursday	5-4
Friday	0-0
Saturday	4-8
Sunday	0-1
Leading At Halftime	9-4
Trailing At Halftime	2-11
Tied At Halftime	0-0
Leading With 5 Minutes Left	9-1
Trailing With 5 Minutes Left	1-14
Tied With 5 Minutes Left	1-0
Shooting 40% FG Or Better	8-5
Shooting Less Than 40% FG	3-10
Opponent 40% FG Or Better	6-10
Opponent Less Than 40% FG	5-5
Shooting Better FG% Than Opponent	7-3
Shooting Worse FG% Than Opponent	4-12
Shooting Better 3-FG% Than Opponent	8-3
Shooting Worse 3-FG% Than Opponent	3-12
Outrebounding Opponent	7-5
Outrebounded By Opponent	3-9
Rebounds Tied	1-1
More Turnovers Than Opponent	5-10
Fewer Turnovers Than Opponent	6-4
Same Turnovers As Opponent	0-1

### UTA'S POINT TOTAL...

35-49 Points	0-3
50-59 Points	1-3
60-69 Points	1-4
70-79 Points	3-4
80-89 Points	4-0
90-99 Points	1-1
100+ Points	1-0

### GAMES DECIDED BY...

1-5 Points	3-5
6-9 Points	3-6
10-19 Points	3-1
20+ Points	2-3

## FOLLOW US



@UTAMavsMBB /UTAMavsMBB

Please refer to the University of Texas at Arlington as **UT Arlington**. UTA is acceptable on second reference. Using Texas-Arlington, UT-Arlington or any other form is incorrect.

## TOP-10 SINGLE-SEASON RECORDS IN 2020-21

**10<sup>TH</sup>**  
**+3.4**

SCORING MARGIN  
Record: +9.8 | 2015-16

**T-9<sup>TH</sup>**  
**35.7**

3-PT PERCENTAGE  
Record: 40.6 | 1988-89

**T-7<sup>TH</sup>**  
**42.3**

OPP FG PERCENTAGE  
Record: 39.1 | 2012-13

Third-straight year UTA has posted a top-10 program record in defensive field-goal percentage: 42.3 in 2018-19 (T-7th) and 41.2 in 2019-20 (T-5th).

**8<sup>TH</sup>**  
**235**

3-POINTERS MADE  
Record: 310 | 2016-17

Third-straight year UTA has posted a top-10 program record in 3-pointers made: 234 in 2018-19 (10th) and 250 in 2019-20 (7th).

Third-straight year UTA has posted a top-10 program record from the charity stripe: 74.1 in 2018-19 (6th) and 74.8 in 2019-20 (4th).

**8<sup>TH</sup>**  
**73.6**

FT PERCENTAGE  
Record: 76.0 | 1965-66

Most 3s made in program history in a 26-game season (previous occurrences in 26 contests: 127 in 1995-96 and 151 in 1998-99). The 3-point line was adopted by the NCAA in 1986-87.

## BACK TO THE FUTURE




Pedro Castro, who suffered a season-ending back injury at Oral Roberts on Dec. 16, began his collegiate career with UTA, redshirting as a freshman in 2017-18 before playing in 33 games with three starts as a redshirt freshman in 2018-19. Then, the Fort Worth product transferred out of the program to Blinn College for his redshirt sophomore season in 2019-20 and Houston Baptist last year, where he averaged team bests in points (14.8), rebounds (7.3), steals (1.5) and blocks (1.1). He currently has 813 career points across those three schools.

Castro is one of only nine D-I players in the country this year playing for the school in which they started their college career, transferred out of that school and then returned to that school (**bold denotes current team**):

Jaylen Fornes: **UNC Wilmington** (2016-19) | Nicholls (2019-21)  
Kevin Marfo: **Quinnipiac** (2017-20) | Texas A&M (2020-21)  
Dimencio Vaughn: **Rider** (2016-20) | Ole Miss (2020-21)  
Elijah Olaniyi: **Stony Brook** (2017-20) | Miami (2020-21)  
Caleb Grill: **Iowa State** (2019-20) | UNLV (2020-21)  
Tyler Harris: **Memphis** (2018-20) | Iowa State (2020-21)  
Both Gach: **Utah** (2018-20) | Minnesota (2020-21)  
Andrej Jakimovski\*: **Washington St.** (2020-21) | LMU (2021)

\* Was Only At Loyola Marymount From June-August 2021.



preseason david azore  
second team all-sbc

No, it's NOT Photoshopped. Kao can touch the top of the backboard. Scan the QR Code to see for yourself.



## AMONG THE NATION'S ELITE

Javon Levi spent the previous four seasons at UT Rio Grande Valley (UTRGV). Levi ranks in the top 10 among all active Division-I players in the country in career steals (3rd), assists (4th) and assist-to-turnover ratio (9th). For comparison, his 290 steals would be a UTA record.



PLAYER	SCHOOL	STEALS
Jacob Gilyard	Richmond	441
Quan Jackson	UAB	314
<b>Javon Levi</b>	<b>UT Arlington</b>	<b>290</b>
Jarrold West	Louisville	289

PLAYER	SCHOOL	ASSISTS
Kameron Langley	North Carolina A&T	883
Grayson Murphy	Belmont	760
Jacob Gilyard	Richmond	748
<b>Javon Levi</b>	<b>UT Arlington</b>	<b>735</b>

PLAYER	SCHOOL	RATIO
Darius Brown II	Cal State Northridge	3.01
Alex Hunter	Furman	2.98
Tommy Schmock	Ohio	2.97
Tyger Campbell	UCLA	2.95
Grayson Murphy	Belmont	2.92
Jacob Gilyard	Richmond	2.78
Andrew Nemphard	Gonzaga	2.73
Jalen Pickett	Penn State	2.71
<b>Javon Levi</b>	<b>UT Arlington</b>	<b>2.55</b>

## CONSISTENT IMPROVEMENT

UTA's first season of basketball took place in 1959-60, and since that opening year the Mavs have improved significantly in each of their six decades. Below are the average amount of wins each decade:

DECADE	AVG. WINS
<b>60s</b>	<b>→ 8.4</b>
<b>70s</b>	<b>→ 9.2</b>
<b>80s</b>	<b>→ 11.1</b>
<b>90s</b>	<b>→ 13.0</b>
<b>00s</b>	<b>→ 15.1</b>
<b>10s</b>	<b>→ 19.0</b>

UTA finished the 2010s with an average of 19 wins per season – by far the highest in program history. The Mavericks have posted just seven 20-win seasons in their 60-year history, but three of those have come since 2015-16:

Year	Record	Post
2016-17	27-9	NIT
2015-16	24-11	CIT
2011-12	24-9	NIT
2017-18	21-13	---
2007-08	21-12	NCAA
1990-91	20-9	---
1980-81	20-8	NIT

## THE LAST TIME

### A MAVERICKS' PLAYER...

Scored 40 Or More Points

..... 43, Stephen Barber at UTSA, 2/24/02

Scored 30 Or More Points

..... 36, David Azore vs. App State, 2/5/22

Totaled 20 Or More Rebounds

..... 22, Jermaine Griffin vs. UT Permian Basin, 12/1/05

Totaled 15 Or More Rebounds

..... 15, Fredelin De La Cruz vs. Hardin-Simmons, 12/11/20

Totaled 10 Or More Assists

..... 10, Javon Levi vs. Little Rock, 2/17/22

Recorded A Double-Double (Points/Rebounds)

..... Lazaro Rojas at Little Rock (12/13), 1/22/22

Recorded A Double-Double (Points/Assists)

..... Javon Levi vs. Louisiana (14/10), 1/13/22

Recorded A Triple-Double (Points/Rebounds/Assists)

..... Javon Levi vs. Louisiana (14/10/10), 1/13/22

..... Erick Neal Has The Only Other Two Triple-Doubles In Program History

..... Erick Neal vs. UT Dallas (10/10/13), 11/27/17

..... at ULM (27/10/12), 1/28/16

### THE MAVERICKS' TEAM...

Played An OT Game ..... W, 80-77 at Louisiana 2/12/22

Scored 100+ Points ..... W, 104-75 vs. Mary Hardin-Baylor 11/13/21

Allowed 100+ Points ..... L, 93-102 at Little Rock 1/1/21

Had 50 Or More Rebounds ..... 51 at Georgia State 1/6/22

Had 20 Or More Assists ..... 22 vs. Little Rock 2/17/22

Had 15 Or More Steals ..... 18 vs. Howard Payne 11/13/13

Played AP Ranked Opp. .... at #8 Gonzaga, L: 72-66 11/19/19

## UTA VS TOP-25 TEAMS

Nov. 19, 2019	at #8 Gonzaga	L	66-72
Nov. 17, 2019	at #14 Oregon	L	47-67
Dec. 18, 2018	at #8 Gonzaga	L	55-89
Dec. 18, 2017	at #25 Creighton	L	81-90
Nov. 21, 2017	at #25 Alabama	L	76-77
<b>Dec. 8, 2016</b>	<b>at #12 Saint Mary's</b>	<b>W</b>	<b>65-51</b>
Dec. 2, 2014	at #6 Texas	L	53-63
Nov. 25, 2014	at #1 Kentucky	L	44-92
Nov. 19, 2013	at #4 Kentucky	L	76-105
Dec. 19, 2012	at #24 Oklahoma State	L	44-69
Nov. 23, 2011	at #9 Baylor	L	65-75
Dec. 29, 2010	at #3 Kansas	L	57-82
Dec. 20, 2008	at #21 Baylor	L	76-79
Mar. 21, 2008	vs. #2 Memphis#	L	63-87
Dec. 3, 2005	at #2 Texas	L	55-93
Dec. 15, 2004	at #14 Texas	L	70-85
Jan. 2, 2004	at #19 Texas	L	79-99
Nov. 27, 2002	at #3 Texas	L	45-76
Nov. 18, 1997	at #19 Oklahoma	L	63-81
Dec. 20, 1994	at #21 New Mexico State	L	63-102
Dec. 28, 1993	vs. #14 Connecticut+	L	72-112
Dec. 21, 1992	at #17 Nebraska	L	95-116
Nov. 23, 1991	at #14 Utah	L	57-58
Dec. 6, 1986	at #11 Oklahoma	L	76-101
Feb. 7, 1985	at #14 Louisiana Tech	L	61-86
Jan. 12, 1985	vs. #14 Louisiana Tech	L	65-76
Feb. 12, 1973	vs. #13 UL Lafayette	~L	96-111
Jan. 13, 1973	at #13 UL Lafayette	~L	73-79
Dec. 18, 1970	vs. #19 Drake*	L	83-102
Dec. 4, 1970	at #18 Long Beach State	L	57-102
Dec. 1, 1970	at #15 New Mexico State	L	82-107
Feb. 26, 1970	vs. #15 Houston	L	84-102
Dec. 4, 1969	at #20 Houston	L	70-88
Feb. 22, 1968	at #1 Houston	L	75-130

# NCAA Tournament | + Hilo, Hawai'i | ~ UL Wins Later Vacated | \* Fort Worth, TX



## HOME-COURT ADVANTAGE

UTA celebrated the 10-year anniversary of the College Park Center on Feb. 5, 2022, against App State. The CPC opened on Feb. 1, 2012, with the Mavs capping a men's and women's doubleheader with a 67-66 victory over UTSA in front of a then-school-record crowd of 6,228.

### CPC ATTENDANCE HIGHS

1)	6,421	11/16/12	MBB vs. Oklahoma
2)	6,336	3/22/17	MBB vs. CSU Bakersfield (NIT)
3)	6,228	2/1/12	M/WBB vs. UTSA
4)	6,186	1/24/19	WBB vs. Georgia Southern
5)	6,105	12/3/15	MBB vs. North Texas
6)	5,714	1/16/20	WBB vs. Louisiana
7)	5,390	3/20/17	MBB vs. Akron (NIT)
8)	5,272	2/11/12	MBB vs. Texas State
9)	5,033	1/23/16	MBB vs. Little Rock
10)	5,011	2/9/17	WBB vs. Little Rock

UTA won its 100th all-time game at the College Park Center with a 62-57 victory over Troy on Jan. 1, 2022.

YEAR	RECORD	PERCENTAGE
2011-12	4-0	1.000
2012-13	7-8	.467
2013-14	9-5	.643
2014-15	9-5	.643
2015-16	13-2	.867
2016-17	14-1*	.933
2017-18	13-2	.867
2018-19	9-5	.643
2019-20	8-8	.500
2020-21	9-4	.692
2021-22	8-4	.667
<b>TOTAL</b>	<b>103-44</b>	<b>.701</b>

\* Tied for the most home wins in single-season program history along with 2007-08. The only loss was a four-point setback to Cal State Bakersfield in the NIT Quarterfinals.




### ABOUT THE CPC

The Mavericks have called the beautiful College Park Center home since the 7,000 all chair-back seat multi-purpose arena opened in 2012. The \$78 million project broke ground on March 5, 2010, and opened less than two years later. The arena is part of a 20-acre section of campus known as the College Park District, which includes a residence hall, student apartments, a 4.62 acre park, restaurants and three parking garages. The arena features 4,055 lower bowl seats, in addition to a 2,800-square-foot hospitality suite. A distinctive feature is a center hung 4-sided Daktronics LED scoreboard with an additional end zone LED display, ribbon displays and scorer's table. The lower concourse contains sports medicine facilities, two full-sized practice courts, a 2,500-sq-ft weight room, a press center, an academic support study center and coaches' office suites. In addition to Mavericks basketball and volleyball events, the facility hosts a variety of concerts, speaking engagements and other events. The WNBA's Dallas Wings also call College Park Center home during their season.



## TEXAS HALL-THE HOME BEFORE COLLEGE PARK CENTER



Prior to the College Park Center, the Mavs called Texas Hall home – which was one of most unique venues in all of college athletics. Opened on Oct. 18, 1965 – with the first-ever performer being Louis Armstrong – the initial basketball game was contested on Dec. 1 that same year against East Texas State.

The on-campus proscenium theater, which is still in use today, put the Mavs and their opponent on an elevated stage with 600 bench seats on the back of the stage and the remainder of the 4,200 capacity in theater-style seating on the other side of the court separated into a lower level and balcony section.

In 1997, Sports Illustrated named Texas Hall as "The Best Place In America To Watch College Basketball." For the final 12 years in which games were played in Texas Hall, they were contested on the floor which was used at the 1999 Men's Final Four at Tropicana Field in St. Petersburg, Fla. **UTA accumulated a 351-222 (.613) all-time record on "The Stage" from 1965-2012.**

## ABOUT UT ARLINGTON

### GENERAL INFORMATION

Location .....	Arlington, Texas
Enrollment .....	41,515
President ad interim .....	Teik C. Lim, Ph.D.
Director Of Athletics .....	Jim Baker

### COACHING STAFF

Head Coach .....	Greg Young (Howard Payne '86 / 1 <sup>ST</sup> Year As HC)
Young Prior .....	2009-13: UTA Assistant / 2013-21: UTA Associate HC
Career Record .....	179-154 (.538) (10 Seasons As JUCO HC)
Record At UTA .....	11-15 (.423) 1st Season
Associate Head Coach .....	Royce Johnson (Thomas Edison '13 / 4 <sup>TH</sup> Year)
Assistant HC/Recruiting Coordinator .....	Riley Davis (Texas '11 / 4 <sup>TH</sup> Year)
Assistant Coach .....	Dwight Thorne II (Colorado '10 / 1 <sup>ST</sup> Year)

### SUPPORT STAFF

Director Of Operations .....	Parker Eidson (Tennessee '16 / 4 <sup>TH</sup> Year)
Video Coordinator .....	Matt McGann (Oklahoma State '17 / 4 <sup>TH</sup> Year)
Strength & Conditioning Coach .....	Matt Segura (Chico State '09 / 1 <sup>ST</sup> Year)
Associate Athletic Trainer .....	Royal Milton III (Nicholls State '13 / 2 <sup>ND</sup> Year)
Graduate Manager .....	Jalen Jones (UT Arlington '17 / 1 <sup>ST</sup> Year)
Graduate Manager .....	Jacob Mahjoub (UT Arlington '21 / 1 <sup>ST</sup> Year)
Graduate Manager .....	Sam Tarver (Tennessee '20 / 1 <sup>ST</sup> Year)
Administrative Assistant .....	Rachael Morgan (McMurry '13 / 4 <sup>TH</sup> Year)

### HISTORY

First Season / Total Seasons Completed .....	1959-60 / 62
All-Time Record .....	788-980 (.446)

Years In Sun Belt Conference .....	8+ (2013-Present)
All-Time Sun Belt Record .....	94-70 (.573)
Sun Belt Regular Season Championships .....	1 (2017)
Sun Belt Tournament Championships .....	0
Sun Belt Tournament Finalist .....	2 (2018, 2019)

Years In Western Athletic Conference .....	1 (2012-13)
All-Time WAC Record .....	11-7 (.611)
WAC Regular Season Championships .....	0
WAC Tournament Championships .....	0

Years In Southland Conference .....	48 (1964-2012)
All-Time Southland Record .....	289-354 (.442)
Southland Regular Season Championships .....	2 (2004, 2012)
Southland Tournament Championships .....	1 (2008)

NCAA Tournament Appearances .....	1 (2008)
NCAA Tournament Record .....	0-1
NIT Appearances .....	3 (1981, 2012, 2017)
NIT Record .....	2-3
CIT Appearances .....	2 (2013, 2016)
CIT Record .....	1-2

UT Arlington is the 4th-largest institution in Texas. It is one of 131 universities nationwide to receive the R-1: Doctoral Universities—Very High Research Activity designation by the Carnegie Classification of Institutions of Higher Education, the definitive list for the top doctoral research universities in the United States.

In 2021, UTA received the Texas Tier One designation reserved for the state's top institutions for academic and research excellence. The University ranks No. 1 nationally in the Military Times' annual "Best for Vets: Colleges" list, is designated as a Hispanic-Serving Institution and Asian American and Native American Pacific Islander-Serving Institution, and has approximately 240,000 alumni making an impact across Texas and beyond.

## UTA HISTORY

Founded in 1895 as Arlington College, a private school for younger children, UT Arlington had a succession of names and ownerships until it was officially designated as the University of Texas at Arlington on Mar. 13, 1967 – a couple of years after it was transferred into the University of Texas System.

**1895-1902:** Arlington College

**1902-1913:** Carlisle Military Academy

**1913-16:** Arlington Training School

**1916-17:** Arlington Military Academy

**1917-23:** Grubb's Vocational College

*\* Became A Branch Of The Texas A&M System In 1917*

**1923-1949:** North Texas Agricultural College

**1949-67:** Arlington State College

*\* Transitioned To A Four-Year Division-I School In 1959*

*\* Became A Branch Of The University of Texas System In 1965*

**1967-Present:** University of Texas at Arlington



In addition to eight name changes, UTA has undergone seven nickname alterations as well since becoming a state-supported school in 1917.

**1917-21**

*Grubbers / Shorthorns*

**1921-23**

*Hornets*

**1923-49**

*Junior Aggies*

**1949-51**

*Blue Riders*

**1951-71**

*Rebels*

**1971-Present**

*Mavericks*

The 'Mavericks' nickname was derived from one of the most influential people in Texas history: **Samuel Augustus Maverick**, a lawyer, politician, land baron and signer of the Texas Declaration of Independence. **His name was the source of the term "maverick,"** which was derived from fellow ranches who started to refer to Maverick as "independently minded" after he refused to brand his cattle. Unbranded cattle not part of the herd became labeled as "Mavericks."

Maverick was one of the largest landholders in Texas in the 1800s, owning 340,000 acres which promoted the Washington Daily Globe in 1854 to call him "the largest landholder in the world, and by far the wealthiest citizen in Texas." He was the Mayor of San Antonio from 1839-40, and **UTA utilized the "Sam Maverick" mascot beginning in 1983 for 2+ decades (pic above).**



# 2021-22 UT ARLINGTON MEN'S BASKETBALL ROSTER

## NUMERICAL

No.	Name	Pos.	Ht.	Wt.	Yr.	Hometown / High School / Previous School(s)
0	Kaodirichi Akobundu-Ehiogu	F	6-9	202	R-So.	Lagos, Nigeria / Poteet / Southwestern Assemblies of God
1	Javon Levi	G	5-11	163	Gr.	Killeen, Texas / Shoemaker / UTRGV
3	Carson Bischoff	G	6-4	210	R-Jr.	Ogden, Utah / Weber / Utah State / Treasure Valley CC / Utah State University Eastern
4	David Azore	G	6-4	211	Gr.	Houston, Texas / Clear Brook
5	Brandyn Talbot	G	6-5	176	Fr.	Newmarket, Ontario / Dream City Christian
10	Jack Hoiberg	G	5-11	172	Gr.	Burr Ridge, Ill. / Hinsdale / Michigan State
12	Lazaro Rojas	F	6-11	239	Gr.	Porto Seguro, Brazil / Score Academy / Fresno State
15	Antonio Romanelli	G	6-0	174	Fr.	Sydney, Australia / Spring Creek Academy
20	Nicolas Elame	G	6-3	192	So.	Paris, France / Bella Vista Prep
21	Pedro Castro ^	G	6-6	190	Gr.	Fort Worth, Texas / Brewer / Houston Baptist / Blinn / UTA
22	Shemar Wilson	F	6-9	225	Fr.	Avondale, Ariz. / Tolleson Union / Phoenix College
23	Patrick Mwamba	F	6-7	201	R-So.	Bukavu, Congo / Keur Madior International / NBA Academy Africa
24	Montez Young Jr.	F	6-5	192	Fr.	Waxahachie, Texas / Waxahachie
55	Nathaniel Spurgeon #	G	6-0	165	Sr.	Azle, Texas / Homeschooled / Texas Wesleyan

^ Out for the season (back injury on Dec. 16) // # Out for the season (left meniscus tear in October)

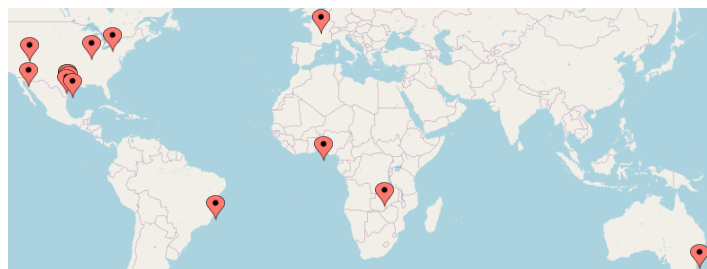
\* All UTA player year classifications for the 2021-22 season reflect a COVID season factored in (i.e. those who were sophomores in 2020-21 remained sophomores for 2021-22, unless they graduated and are now listed as grad students).

## BREAKDOWN

### RETURNERS (8) / STARTERS (4) ..... 2020-21 STATS / NOTES

- #0 R-So. Kaodirichi Akobundu-Ehiogu <sup>(S)</sup>.... Led Sun Belt With 3.2 BPG
- #3 R-Jr. Carson Bischoff ..... Appeared In 15 Games
- #4 Gr. David Azore <sup>(S)</sup>.. Missed 13 Games (Injury) / 12.8 PPG / 4.8 RPG / 2.1 APG
- #5 Fr. Brandyn Talbot ..... Appeared In 12 Games
- #12 Gr. Lazaro Rojas ..... Missed 13 Games (Injury) / 4.1 PPG / 3.2 RPG
- #15 Fr. Antonio Romanelli..... Walk-On / Played In Three Games
- #20 So. Nicolas Elame <sup>(S)</sup>..... 6.5 PPG / 4.1 RPG / 2.6 APG
- #23 R-So. Patrick Mwamba <sup>(S)</sup> ..... 22 Starts / 6.9 PPG / 4.7 RPG

<sup>(S)</sup> Denotes Returning Starter



### Countries Represented

United States, Canada, Brazil, France, Nigeria, Congo, Australia

### States Represented

Texas, Utah, Illinois, Arizona

### NEWCOMERS (7) ..... 2020-21 STATS / NOTES

- #1 Gr. Javon Levi..... 599 Assists / 244 Steals At UTRGV
- #2 Fr. Hayden Brittingham ..... 6.8 PPG / 4.4 RPG At Coffeyville CC
- #10 Gr. Jack Hoiberg .Michigan State Grad / Son Of Nebraska HC Fred Hoiberg
- #21 Gr. Pedro Castro ..... 14.8 PPG / 7.3 RPG At HBU / UTA: 2017-19
- #22 Fr. Shemar Wilson ... 2019-20 At Phoenix College: 12.1 PPG / 9.8 RPG
- #24 Fr. Montez Young Jr. .... 17 PPG / 10 RPG At Waxahachie HS
- #55 Sr. Nathaniel Spurgeon ... Walk-On / Former UTA Team Manager

### LOST (8) ..... NOTES

- Sam Griffin ..... Transferred To Tulsa (D-I)
- Jordan Phillips ..... Transferred To Detroit Mercy (D-I)
- Fredelin De La Cruz ..... Transferred To Angelo State (D-II)
- Shahada Wells ..... Transferred To TCU (D-I)
- Davis Steelman ..... Graduated
- Tre Jones ..... Mutual Parting
- McKade Marquis..... Transferred To UT Tyler (D-II)
- Grayson Carter ..... Transferred To Texas Southern (D-I)

## PRONOUNCIATIONS

- 0: K-O duh-reach-e
- ACK-uh-BOON-do
- aye-he-oh-ku
- 1: JUH-vahn
- 3: BISH-off
- 4: AYE-zore
- 10: HOYE-burg
- 12: LAZZ-uh-ROW
- row-HAAS
- 15: ROW-muh-nelly
- 20: uh-LALM-eh
- 22: SHUH-marr
- 23: WAMBA
- 55: spurr-GIN

The official hashtag of the program has been **#OnePlayOneDay** since Greg Young used it in his introductory press conference on Apr. 8, 2021. The meaning behind it is simply that in order to build a program you have to take it **ONE PLAY** and **ONE DAY** at a time.



# HEAD COACH GREG YOUNG

## COACHING CAREER

**1986-90:** Texas Wesleyan – Assistant  
**1990-91:** Cleburne HS – Assistant  
**1991-94:** Eastern New Mexico – Assistant  
**1994-98:** Lamar CC (Colorado) – Head  
**1998-00:** Hill College – Head  
**2000-05:** Texas State – Recruiting Coordinator  
**2005-09:** Jacksonville College (Texas) – Head  
**2009-13:** UT Arlington – Assistant  
**2013-21:** UT Arlington – Associate  
**2021-Present:** UT Arlington – Head

## PLAYING CAREER

**1982-86:** Howard Payne  
**Team Captain:** Senior Year

## EDUCATION

**Howard Payne: 1986**  
 Bachelor's in Physical Education

**Texas Wesleyan: 1990**  
 Master's in Education

## PERSONAL

**Wife:** Nicole  
**Daughter:** Reagan



Famed WWE personality The Undertaker (Mark Calaway) played basketball at Texas Wesleyan University, about 20 minutes down I-30 from UTA in Fort Worth. **Young was an assistant coach at TWU during Calaway's time with the Rams in the mid-80s.**

## UTA HEAD COACHING HISTORY

Coch	Years	W	L	Pct.
Tom Tinker	1959-66	54	113	.323
Barry Dowd	1966-76	90	168	.349
Bob "Snake" LeGrand	1976-87	122	184	.399
Jerry Stone	1987-88	7	22	.241
Mark Nixon	1988-92	56	59	.487
Eddie McCarter	1992-06	179	211	.459
Scott Cross	2006-18	225	161	.584
Chris Ogden	2018-21	44	47	.484
Greg Young	2021-	11	15	.423
<b>TOTAL</b>		<b>788</b>	<b>980</b>	<b>.446</b>

A veteran on the UT Arlington men's basketball sidelines for more than a decade, Greg Young was named the ninth head coach in program history on Apr. 5, 2021. He picked up his first win with UTA versus Mary Hardin-Baylor (Nov. 13) and his first victory over a Division-I team at UC Santa Barbara (Nov. 29).

A 35-year coaching veteran with deep Lone Star State roots, Young is in his 13th season with UTA in 2021-22 after serving as an assistant (2009-13) or associate (2013-21) coach for the program over the previous 12 years.

In Young's 12 seasons with the Mavericks, UTA has gone 219-165 (.570) and advanced to the postseason four times: 2012 NIT, 2013 CIT, 2016 CIT and 2017 NIT. The Mavs were Southland Conference regular-season champions in 2011-12, reached the Western Athletic Conference Tournament championship game in 2013 and earned the Sun Belt Conference regular season title in 2017. Additionally, UTA went to back-to-back Sun Belt Tournament championship games in 2018 and 2019.

Prior to the 2020-21 season, Young was voted as the top assistant coach in the Sun Belt by his peers, as published by Stadium's Jeff Goodman. Goodman also recognized Young as one of the top-5 assistants in the Southland Conference in 2010-11 when the Mavs were a league member.

Young has previous head-coaching experience as he registered an overall record of 168-139 (.547) in 10 seasons as a junior college head coach. During that time, he had 55 players sign with four-year institutions, including 26 with Division-I schools.



Young came to UT Arlington from Jacksonville College in Texas, where he spent four years as the head coach of the Jaguars. He also served as the school's athletic director.

He led his team to a 21-10 record in 2008-09, which was one of the best seasons in school history. The Jaguars spent the majority of the season in the NJCAA national rankings, and Young was honored following the campaign as the Region XIV Coach of the Year.

Young went to Jacksonville College from Texas State where he served for five years as the Bobcats' recruiting coordinator. During his tenure, the Bobcats played in the Southland Conference Tournament each season. He signed eight top-100 players, according to Texas Hoops, during those five seasons.

Prior to his tenure at Texas State, Young was the head coach at Hill College in Hillsboro, Texas, for two seasons. He led the Rebels to consecutive Region V Tournament appearances, and in 1999-2000 led the team to the regional tournament championship game. That was the first time the school had reached the finals since 1974.

From 1994-98 Young was the head coach at Lamar Community College in Colorado. Young turned the Lopes into a Region VIX contender in his four years there, twice reaching the Region VIX Tournament quarterfinals.

Young was the assistant coach at Eastern New Mexico from 1991-94. He helped lead the Greyhounds to the Lone Star Conference title in 1992 and an appearance in the NCAA Division II Sweet Sixteen in the school's first-ever NCAA Tournament appearance.

Young also spent time as an assistant coach at Cleburne High School during the 1990-91 season and as an assistant at Texas Wesleyan from 1986-90.

A native of Cleburne, Texas, Young was a three-sport athlete at Cleburne High, lettering in football, basketball and baseball. He then went on to play basketball at Howard Payne University where he was a four-year letterman. He was named a captain his senior season and received the distinguished Paul J. Cunningham Award for excellence and dedication his senior year.



# KAODIRICHI AKOBUNDU-EHIOGU

R-So. F 6-9 190 Lagos, Nigeria

Southwestern Assemblies of God University | Poteet HS

K-O duh-reach-e  
ACK-uh-BOON-do  
aye-he-oh-ku

@CASHMONEYKAO

@di5ichi

## RECORD HIGHS

### POINTS

Career 14 vs. Lamar (12/11/21)  
Season 14 vs. Lamar (12/11/21)

### REBOUNDS

Career 14 vs. Little Rock (1/22/21)  
Season 10 @ Oral Roberts (12/16/21)

### OFFENSIVE REBOUNDS

Career 6 @ Louisiana (2/22/21)  
Season 5 @ Georgia State (1/6/22)

### BLOCKS

Career 7 vs. Louisiana (1/16/21)  
Season 6 vs. Lamar (12/11/21)

### FIELD GOALS MADE

Career 7 vs. Lamar (12/11/21)  
Season 7 vs. Lamar (12/11/21)

### FREE THROWS MADE

Career 3, 3x, Last vs. South Alabama (12/30/21)  
Season 3 vs. South Alabama (12/30/21)

### MINUTES

Career 34 @ Arkansas State (1/29/21)  
Season 31 @ Arkansas State (1/20/22)

## BIO BLAST

Ranks 4th in the nation among active players in career blocks per game at 2.73... had a nation-best streak of 28-straight games with a block snapped at Georgia State (Jan. 6) ... **eight-career games of 5+ blocks.**

**2021-22: 26th nationally with 60 blocks** ... has at least one block in every game but three ... **120 career blocks in just 44 games are already the 4th-most in program history** ... six blocks versus Lamar (Dec. 11), tied for the 5th-most in single-game program history and tied for the most by any Sun Belt player in a game this year ... went a perfect 7-7 from the field that game, tied for the 6th-most makes without a miss in program history (min. 5 makes) ... #5 on SportsCenter's Top 10 Plays Jan. 13 for his one-handed alley-oop finish.

## PAINT TOUCHES

- Walk-on last year who got put on scholarship in advance of this season.
- Was born in Nigeria and lived there until he was 13; moved to the United States on Oct. 11, 2012.
- Grew up playing soccer and track; had not touched or even seen a basketball until he moved to the U.S.
- Kicked a basketball the first time he saw one, thinking it was a soccer ball.
- Grew from 5-foot-4 when he arrived in the U.S. to 6-foot-6 as a high school senior at age 18; grew three more inches to his current 6-foot-9 between 2018-20.
- His first name means 'patience' and he has a visual/photographic memory.

## MISCELLANEOUS

	Season	Career
Double-Figure Points	4	5
20+ Points		
Double-Doubles		1
5+ Rebounds	14	24
3+ Blocks	10	24

• Spent his 2018-19 freshman year at NAIA member Southwestern Assemblies of God University (SAGU) in Waxahachie, Texas, before suffering a left foot fracture near the end of the season.

• Did not play anywhere in 2019-20, instead choosing to work out in DFW with acclaimed trainer Tyler Relph.

• Worked at Home Depot from February-August 2020 as a Sales Associate in Lumber and Plumbing.

## GAME-BY-GAME STATS

Opponent	Date	GS	MIN	Total		3-Pointers		Free throws		Rebounds				PF	A	TO	BLK	STL	PTS	AVG	
				FG-FGA	PCT	3FG-3FGA	PCT	FT-FTA	PCT	OFF	DEF	TOT	AVG								
at Oklahoma St.	11/09/2021	*	15:31	2-4	.500	0-0	.000	0-0	.000	0	0	0	0.0	3	1	2	2	4	4.0		
Mary Hardin-Baylor	11/13/2021	*	19:54	5-5	1.000	0-0	.000	0-0	.000	0	5	5	2.5	1	1	1	2	0	10	7.0	
Abilene Christian	11/16/2021	*	24:53	4-4	1.000	0-0	.000	2-2	1.000	1	3	4	3.0	3	0	1	4	0	10	8.0	
at North Texas	11/18/2021	*	19:07	1-1	1.000	0-0	.000	0-0	.000	2	5	7	4.0	4	0	2	4	0	2	6.5	
at San Diego St.	11/20/2021	*	20:17	0-3	.000	0-0	.000	0-0	.000	1	0	1	3.4	4	0	1	4	0	0	5.2	
at Utah St.	11/27/2021	*	16:54	1-3	.333	0-0	.000	1-1	1.000	3	1	4	3.5	2	1	2	1	0	3	4.8	
at UC Santa Barbara	11/29/2021	*	16:22	3-4	.750	0-0	.000	0-0	.000	2	6	8	4.1	4	0	0	2	0	6	5.0	
Lamar University	12/11/2021	*	27:29	7-7	1.000	0-0	.000	0-0	.000	1	5	6	4.4	1	1	0	6	0	14	6.1	
at Oral Roberts	12/16/2021	*	24:39	1-2	.500	0-0	.000	1-2	.500	3	7	10	5.0	0	0	1	3	0	3	5.8	
at Oklahoma	12/19/2021	*	19:35	1-2	.500	0-0	.000	2-2	1.000	0	6	6	5.1	2	0	0	2	0	4	5.6	
Howard Payne	12/22/2021	*	20:33	6-7	.857	0-0	.000	0-0	.000	1	5	6	5.2	1	0	0	2	0	12	6.2	
South Alabama	12/30/2021	*	21:00	2-4	.500	0-0	.000	3-4	.750	1	4	5	5.2	4	0	0	5	0	7	6.3	
Troy	01/01/2022	*	18:55	2-2	1.000	0-0	.000	0-0	.000	2	4	6	5.2	3	0	0	4	1	4	6.1	
at Georgia St.	01/06/2022	*	22:09	3-6	.500	0-0	.000	0-0	.000	5	4	9	5.5	0	0	2	0	0	6	6.1	
at Ga. Southern	01/08/2022	*	29:38	0-3	.000	0-0	.000	0-0	.000	2	2	4	5.4	1	1	0	1	0	0	5.7	
Louisiana	01/13/2022	*	23:07	4-4	1.000	0-0	.000	0-0	.000	1	2	3	5.3	5	1	1	3	0	8	5.8	
La.-Monroe	01/15/2022	*	11:53	0-0	.000	0-0	.000	0-0	.000	0	2	2	5.1	5	0	0	0	0	0	5.5	
at Arkansas St.	01/20/2022	*	31:09	4-4	1.000	0-0	.000	0-0	.000	3	6	9	5.3	4	0	2	4	2	8	5.6	
at Little Rock	01/22/2022	*	10:40	0-0	.000	0-0	.000	0-0	.000	1	0	1	5.1	0	0	2	1	0	0	5.3	
Texas St.	01/27/2022	*	20:30	2-3	.667	0-0	.000	0-0	.000	3	2	5	5.1	0	2	1	1	0	4	5.3	
at Texas St.	01/29/2022	*	25:49	3-4	.750	0-0	.000	0-0	.000	1	4	5	5.0	3	0	1	1	0	6	5.3	
Appalachian St.	02/05/2022	*	24:45	1-2	.500	0-0	.000	2-2	1.000	2	5	7	5.1	2	0	1	0	1	4	5.2	
at La.-Monroe	02/10/2022	*	17:07	0-0	.000	0-0	.000	0-0	.000	0	1	1	5.0	2	0	2	1	0	0	5.0	
at Louisiana	02/12/2022	*	21:50	3-4	.750	0-0	.000	0-0	.000	4	0	4	4.9	4	2	0	1	2	6	5.0	
Little Rock	02/17/2022	*	22:01	2-3	.667	0-0	.000	0-0	.000	2	1	3	4.8	2	0	0	5	2	4	5.0	
Arkansas St.	02/19/2022	*	24:36	2-5	.400	0-0	.000	0-0	.000	3	1	4	4.8	1	1	1	1	0	4	5.0	
Totals			23	550:22	59-86	.686	0-0	.000	11-13	.846	44	81	125	4.8	61	11	23	60	9	129	5.0

## CAREER STATS

			Total		3-Ptr		F-Throws		Rebounds											
Season	GP-GS	Min/Avg	FG-FGA	Pct	FG-FGA	Pct	FT-FTA	Pct	Off	Def	Tot	Avg	PF	FO	A	TO	Blk	Stl	Pts	Avg
2018-19	25-0	0/0.0	9-20	.450	0-4	.000	4-13	.308	10	21	31	1.2	0	0	5	8	27	2	22	0.9
2020-21	18-10	392/21.8	25-35	.714	0-0	.000	11-17	.647	41	62	103	5.7	33	0	2	9	60	3	61	3.4
2021-22	26-23	548/21.1	59-86	.686	0-0	.000	11-13	.846	44	81	125	4.8	61	2	11	23	60	9	129	5.0
Total	69-33	940/13.6	93-141	.660	0-4	.000	26-43	.605	95	164	259	3.8	94	2	18	40	147	14	212	3.1





# JAVON LEVI

Gr. **G** **5-11** **163** **Killeen, Texas**

**UT Rio Grande Valley (UTRGV) | Shoemaker HS**

JUH-vahn

@\_yunglevid1

@\_lamb14

## RECORD HIGHS

### POINTS

Career 25 @ Grand Canyon (2/29/20)  
Season 14, 2x, Last vs. Louisiana (1/13/22)

### REBOUNDS

Career 12 @ Georgia Southern (1/8/22)  
Season 12 @ Georgia Southern (1/8/22)

### ASSISTS

Career 13, 4x, Last vs. California Baptist (3/7/20)  
Season 10, 3x, Last vs. Little Rock (2/17/22)

### STEALS

Career 7, 3x, Last @ Utah Valley (2/26/21)  
Season 4, 2x, Last vs. Arkansas State (2/19/22)

### FIELD GOALS MADE

Career 9 @ Grand Canyon (2/29/20)  
Season 6 vs. Louisiana (1/13/22)

### FREE THROWS MADE

Career 12 @ Cal State Bakersfield (2/9/19)  
Season 6 @ Utah State (11/27/21)

### 3-POINTERS MADE

Career 3, 2x, Last vs. Tarleton State (3/6/21)  
Season 2 vs. Mary Hardin-Baylor (11/13/21)

### MINUTES

Career 44 @ Little Rock (1/22/22)  
Season 44 @ Little Rock (1/22/22)

## MISCELLANEOUS

	Season	Career
Double-Figure Points	4	50
20+ Points		2
Double-Figure Assists	3	18
5+ Steals		11
Double-Doubles	2	8

### CAREER AWARDS

2021 WAC All-Defensive Team  
2020 Lefty Driesell Defensive All-American Team  
2020 WAC Defensive Player of the Year  
2020 WAC All-Defensive Team  
2020 WAC Second Team  
2019 Lefty Driesell Defensive All-American Team  
2019 WAC Defensive Player of the Year  
2019 WAC All-Defensive Team

## CAREER STATS

Season	GP-GS	Min/Avg	Total FG-FGA	Pct	3-Ptr FG-FGA	Pct	F-Throws FT-FTA	Pct	Rebounds Off	Def	Tot	Avg	PF	FO	A	TO	Blk	Stl	Pts	Avg
2017-18	30-23	684/22.8	38-116	.328	7-27	.259	37-61	.607	4	67	71	2.4	62	1	114	44	1	35	120	4.0
2018-19	37-37	1201/32.5	123-312	.394	12-54	.222	108-162	.667	30	116	146	3.9	90	0	211	75	2	109	366	9.9
2019-20	25-25	808/32.3	97-251	.386	17-48	.354	75-106	.708	23	59	82	3.3	57	1	199	68	1	60	286	11.4
2020-21	14-14	441/31.5	49-126	.389	12-36	.333	36-58	.621	15	49	64	4.6	38	2	75	41	0	40	146	10.4
2021-22	26-25	761/29.3	60-156	.385	8-28	.286	19-41	.463	28	90	118	4.5	49	0	136	60	1	46	147	5.7
Total	132-124	3895/29.5	367-961	.382	56-193	.290	275-428	.643	100	381	481	3.6	296	4	735	288	5	290	1065	8.1

**2021-22: Recorded just the third triple-double in program history with 14 points, 10 rebounds and 10 assists against Louisiana (Jan. 13) ... 10 assists, 0 turnovers versus Little Rock (Feb. 17) ... reached 1,000 career points at Georgia Southern (Jan. 8); forced overtime in that game with a buzzer-beating 3-pointer; also recorded double-figure rebounds for the first time in his career with 12 ... double-double with 12 points and 10 assists versus Mary Hardin-Baylor (Nov. 13).**

**CAREER OVERVIEW:** Among active Division-I players, ranks 4th with 735 career assists, 7th with 2.2 career steals per game, 3rd with 290 career steals and 9th with an assist-to-turnover ratio of 2.55.

## GAME-BY-GAME STATS

Opponent	Date	GS	MIN	Total FG-FGA	PCT	3-Pointers FG-FGA	PCT	Free throws FT-FTA	PCT	Rebounds OFF DEF TOT	AVG	PF	A	TO	BLK	STL	PTS	AVG			
at Oklahoma St.	11/09/2021	*	24:55	2-5	.400	0-1	.000	0-0	.000	1	4	5	5.0	2	1	4	0	3	4	4.0	
Mary Hardin-Baylor	11/13/2021	*	26:22	5-7	.714	2-2	1.000	0-0	.000	0	2	2	3.5	2	10	2	4	0	3	12	8.0
Ablene Christian	11/16/2021	*	31:14	1-4	.250	0-0	.000	0-0	.000	1	1	2	3.0	3	5	3	0	0	2	6.0	
at North Texas	11/18/2021	*	15:04	0-4	.000	0-0	.000	0-0	.000	1	3	4	3.3	1	1	4	0	0	0	4.5	
at San Diego St.	11/20/2021	*	31:44	2-8	.250	0-0	.000	1-4	.250	2	2	4	3.4	2	4	2	0	2	5	4.6	
at Utah St.	11/27/2021	*	31:00	4-11	.364	0-1	.000	6-6	1.000	0	4	4	3.5	1	4	3	0	0	14	6.2	
at UC Santa Barbara	11/29/2021	*	24:27	1-4	.250	0-0	.000	0-2	.000	1	2	3	3.4	4	6	1	0	3	2	5.6	
Lamar University	12/11/2021	*	29:12	2-6	.333	1-4	.250	0-0	.000	1	4	5	3.6	2	6	4	0	3	5	5.5	
at Oral Roberts	12/16/2021	*	31:12	4-12	.333	0-2	.000	2-3	.667	1	2	3	3.6	3	4	1	0	2	10	6.0	
at Oklahoma	12/19/2021	*	20:27	0-3	.000	0-0	.000	0-0	.000	1	0	1	3.3	0	2	2	0	1	0	5.4	
Howard Payne	12/22/2021	*	20:32	3-3	1.000	0-0	.000	0-0	.000	0	5	5	3.5	0	8	4	0	1	6	5.5	
South Alabama	12/30/2021	*	29:57	2-3	.667	0-0	.000	1-5	.200	2	5	7	3.8	4	7	3	0	1	5	5.4	
Troy	01/01/2022	*	29:55	2-9	.222	1-2	.500	0-0	.000	0	4	4	3.8	2	3	1	0	2	5	5.4	
at Georgia St.	01/06/2022	*	33:29	3-5	.600	0-1	.000	0-2	.000	1	4	5	3.9	3	8	2	0	0	6	5.4	
at Ga. Southern	01/08/2022	*	40:20	4-9	.444	1-3	.333	0-2	.000	3	9	12	4.4	2	1	3	0	2	9	5.7	
Louisiana	01/13/2022	*	38:58	6-8	.750	1-1	1.000	1-3	.333	6	4	10	4.8	2	10	2	0	1	14	6.2	
La.-Monroe	01/15/2022	*	40:46	1-6	.167	0-3	.000	1-3	.333	2	5	7	4.9	2	3	4	0	3	3	6.0	
at Arkansas St.	01/20/2022	*	26:17	3-8	.375	0-1	.000	2-2	1.000	0	4	4	4.8	3	3	1	0	1	8	6.1	
at Little Rock	01/22/2022	*	44:26	2-5	.400	0-2	.000	0-2	.000	0	5	5	4.8	2	7	2	0	4	4	6.0	
Texas St.	01/27/2022	*	28:44	4-7	.571	0-1	.000	0-0	.000	0	7	7	5.0	1	6	2	0	3	8	6.1	
at Texas St.	01/29/2022	*	28:00	4-4	.000	0-0	.000	1-2	.500	0	3	3	4.9	1	5	0	1	2	1	5.9	
Appalachian St.	02/05/2022	*	27:33	0-3	.000	0-0	.000	2-2	1.000	1	4	5	4.9	1	9	3	0	1	2	5.7	
at La.-Monroe	02/10/2022	*	26:48	3-5	.600	0-0	.000	1-2	.500	2	4	6	4.9	0	5	1	0	1	7	5.7	
at Louisiana	02/12/2022	*	29:04	2-5	.400	1-2	.500	1-1	1.000	1	2	3	4.8	1	5	3	0	1	6	5.8	
Little Rock	02/17/2022	*	27:15	2-7	.286	0-1	.000	0-0	.000	1	1	2	4.7	1	10	0	0	3	4	5.7	
Arkansas St.	02/19/2022	*	23:09	2-5	.400	1-1	1.000	0-0	.000	0	0	0	4.5	4	3	3	0	4	5	5.7	
Totals			25	760:50	60-156	.385	8-28	.286	19-41	.463	28	90	118	4.5	49	136	60	1	46	147	5.7





# CARSON BISCHOFF

# 3

R-Jr. G 6-4 210 Ogden, Utah

Utah State Treasure Valley CC Utah State Eastern Weber HS



## RECORD HIGHS

### POINTS

Career 34 vs. Mt. Hood (12/14/18)  
Season 27 @ Little Rock (1/22/22)

### REBOUNDS

Career 12 vs. Spokane (1/12/19)  
Season 4, 2x, Last @ Little Rock (1/22/22)

### ASSISTS

Career 7, 3x, Last vs. Blue Mountain (1/9/19)  
Season 2 vs. Lamar (12/11/21)

### STEALS

Career 5 @ Southern Idaho (11/20/18)  
Season 2, 2x, Last @ Texas State (1/29/22)

### FIELD GOALS MADE

Career 12 vs. Mt. Hood (12/14/18)  
Season 9 @ Little Rock (1/22/22)

### FREE THROWS MADE

Career 8 vs. Snow (11/29/18)  
Season 2, 2x, Last @ Louisiana (2/12/22)

### 3-POINT FIELD GOALS MADE

Career 9 @ Little Rock (1/22/22)  
Season 9 @ Little Rock (1/22/22)

### MINUTES

Career 40, 4x, Last vs. Yakima Valley (2/6/19)  
Season 30 @ Little Rock (1/22/22)

## MISCELLANEOUS

	Season	Career
Double-Figure Points	2	25
20+ Points	1	14
Double-Doubles		5
3+ 3-Pointers	4	20
1+ Steals	5	30

• Enjoys watching/playing golf; big fan of Utah native Tony Finau and Dallas native Jordan Spieth.

• His uncle played basketball at Weber State.

• Earned First Team All-Region honors as a high school senior in 2016-17 after averaging 15.7 points and 6.5 rebounds.

## CAREER STATS

Season	GP-GS	Min/Avg	Total		3-Ptr		F-Throws		Rebounds										Pts	Avg
			FG-FGA	Pct	FG-FGA	Pct	FT-FTA	Pct	Off	Def	Tot	Avg	PF	FO	A	TO	Blk	Stl		
2017-18	13-0	212/16.3	31-76	.408	13-41	.317	13-20	.650	10	31	41	3.2	14	0	15	14	0	13	88	6.8
2018-19	21-21	0/0.0	135-314	.430	75-192	.391	68-84	.810	21	118	139	6.6	32	0	55	34	6	34	413	19.7
2020-21	15-0	118/7.9	7-34	.206	6-32	.188	0-0	.000	0	9	9	0.6	16	1	3	3	1	2	20	1.3
2021-22	19-9	345/18.2	36-84	.429	35-80	.438	5-7	.714	1	19	20	1.1	13	0	8	6	0	9	112	5.9
Total	68-30	675/9.9	209-508	.411	129-345	.374	86-111	.775	32	177	209	3.1	75	1	81	57	7	58	633	9.3

## BIO BLAST

**2021-22: Tied a single-game program record with nine 3-pointers (9-11) at Little Rock (Jan. 22) ... 27 points in that game; first time scoring in double figures with UTA ... most points at home with 15 versus Little Rock (Feb. 17) ... matched a then-season high with nine points, all coming in the 1st half, on three 3-pointers versus ULM (Jan. 15) ... did not play at Georgia State (Jan. 6) nor at Georgia Southern (Jan. 8) due to COVID protocols ... underwent minor back surgery the week of Nov. 15 to repair an on-going nerve issue ... was cleared to return to the court the week of Nov. 22 and made his season debut on Nov. 27 at Utah State, knocking down three 3-pointers ... had about 30 friends and family at the Utah State game (30 minutes from hometown).**

## GAME-BY-GAME STATS

Opponent	Date	GS	MIN	Total		3-Pointers		Free throws		Rebounds				PF	A	TO	BLK	STL	PTS	AVG	
				FG-FGA	PCT	3FG-3FGA	PCT	FT-FTA	PCT	OFF	DEF	TOT	AVG								
at Utah St.	11/27/2021		16:46	3-5	.600	3-5	.600	0-0	.000	0	2	2	2.0	2	0	1	0	2	9	9.0	
at UC Santa Barbara	11/29/2021		15:43	1-1	1.000	1-1	1.000	0-0	.000	0	0	0	1.0	2	1	0	0	1	3	6.0	
Lamar University	12/11/2021		16:13	1-3	.333	1-3	.333	0-0	.000	0	1	1	1.0	1	2	0	0	0	3	5.0	
at Oral Roberts	12/16/2021		22:37	2-3	.667	2-3	.667	1-3	.333	0	4	4	1.8	1	0	0	0	1	7	5.5	
at Oklahoma	12/19/2021	*	25:32	2-7	.286	2-6	.333	0-0	.000	0	3	3	2.0	0	0	0	0	0	6	5.6	
Howard Payne	12/22/2021	*	20:24	1-5	.200	1-5	.200	0-0	.000	0	1	1	1.8	1	1	0	0	1	3	5.2	
South Alabama	12/30/2021	*	15:29	0-2	.000	0-2	.000	0-0	.000	0	0	0	1.6	1	1	0	0	0	0	4.4	
Troy	01/01/2022	*	12:06	0-2	.000	0-1	.000	0-0	.000	0	0	0	1.4	0	1	0	0	0	0	3.9	
Louisiana	01/13/2022		05:18	1-1	1.000	1-1	1.000	0-0	.000	0	0	0	1.2	0	0	1	0	0	3	3.8	
La.-Monroe	01/15/2022		09:07	3-4	.750	3-4	.750	0-0	.000	0	0	0	1.1	1	0	0	0	0	9	4.3	
at Arkansas St.	01/20/2022		16:53	1-2	.500	1-2	.500	0-0	.000	0	0	0	1.0	0	0	0	0	0	3	4.2	
at Little Rock	01/22/2022		30:08	9-11	.818	9-11	.818	0-0	.000	1	3	4	1.3	0	0	1	0	0	27	6.1	
Texas St.	01/27/2022	*	19:36	2-7	.286	2-7	.286	2-2	1.000	0	1	1	1.2	0	0	0	0	0	8	6.2	
at Texas St.	01/29/2022	*	24:35	2-5	.400	2-5	.400	0-0	.000	0	1	1	1.2	0	0	0	0	2	6	6.2	
Appalachian St.	02/05/2022	*	19:47	2-5	.400	2-5	.400	0-0	.000	0	0	0	1.1	0	1	0	0	1	6	6.2	
at La.-Monroe	02/10/2022	*	21:19	1-5	.200	0-4	.000	0-0	.000	0	0	0	1.1	1	1	2	0	1	2	5.9	
at Louisiana	02/12/2022		11:48	0-2	.000	0-2	.000	2-2	1.000	0	1	1	1.1	1	0	1	0	0	2	5.7	
Little Rock	02/17/2022		20:37	5-10	.500	5-10	.500	0-0	.000	0	0	0	1.0	0	0	0	0	0	15	6.2	
Arkansas St.	02/19/2022	*	18:38	0-4	.000	0-3	.000	0-0	.000	0	2	2	1.1	2	0	0	0	0	0	5.9	
Totals			9	342:36	36-84	.429	35-80	.438	5-7	.714	1	19	20	1.1	13	8	6	0	9	112	5.9



# DAVID AZORE

# 4

Gr. **G** 6-4 211 Houston, Utah  
Clear Brook High School



## RECORD HIGHS

### POINTS

Career 37 @ Little Rock (1/22/22)  
Season 37 @ Little Rock (1/22/22)

### REBOUNDS

Career 13 @ Texas State (2/2/19)  
Season 9 @ Georgia Southern (1/8/22)

### ASSISTS

Career 8 vs. ULM (2/1/20)  
Season 4, 2x, Last vs. Little Rock (2/17/22)

### STEALS

Career 4 vs. Little Rock (2/17/22)  
Season 4 vs. Little Rock (2/17/22)

### FIELD GOALS MADE

Career 14 vs. App State (2/5/22)  
Season 14 vs. App State (2/5/22)

### FREE THROWS MADE

Career 17 @ Little Rock (1/22/22)  
Season 17 @ Little Rock (1/22/22)

### 3-POINT FIELD GOALS MADE

Career 5 @ Georgia Southern (1/8/22)  
Season 5 @ Georgia Southern (1/8/22)

### MINUTES

Career 49 @ Little Rock (1/22/22)  
Season 49 @ Little Rock (1/22/22)

## MISCELLANEOUS

	Season	Career
Double-Figure Points	20	68
20+ Points	10	17
Double-Doubles		6
5+ Rebounds	12	44
1+ Steals	14	59

### CAREER AWARDS

2021-22 Sun Belt Preseason Second Team

2020 Sun Belt Conference Second Team

2020 NABC All-District Second Team

2020-21 Sun Belt Conference Academic Honor Roll

## CAREER STATS

Season	GP-GS	Min/Avg	Total		3-Ptr		F-Throws		Rebounds				PF	FO	A	TO	Blk	Stl	Pts	Avg
			FG-FGA	Pct	FG-FGA	Pct	FT-FTA	Pct	Off	Def	Tot	Avg								
2018-19	32-17	743/23.2	75-233	.322	9-47	.191	110-135	.815	21	113	134	4.2	60	1	51	83	2	19	269	8.4
2019-20	32-29	963/30.1	149-340	.438	32-97	.330	119-157	.758	18	136	154	4.8	77	0	117	65	5	33	449	14.0
2020-21	12-12	283/23.6	51-118	.432	14-32	.438	38-46	.826	3	54	57	4.8	22	1	25	14	2	21	154	12.8
2021-22	23-23	789/34.3	143-349	.410	27-89	.303	136-164	.829	7	96	103	4.5	44	1	42	71	2	20	449	19.5
Total	99-81	2778/28.1	418-1040	.402	82-265	.309	403-502	.803	49	399	448	4.5	203	3	235	233	11	93	1321	13.3

**2021-22: 36 points vs. App State (Feb. 5), his most in a regulation game ... T-10th most points (37) and T-4th most made free throws (17) in program history at Little Rock (Jan. 22) ... did not play versus Louisiana (Jan. 13) nor ULM (Jan. 15) due to COVID protocols ... tied a then-career high with 33 points on a career-best 5-5 from 3-point range at Georgia Southern (Jan. 8) ... 2x Sun Belt Player of the Week this year (Jan. 4, Feb. 15); first UTA player since Erick Neal in 2018 with multiple wins ... second-career 30+ point game with exactly 30 versus South Alabama (Dec. 30) ... followed it up with a 24-point outing versus Troy (Jan. 1) ... became the 28th member of UTA's 1,000 Point Club with a free throw in the 1st half at Oklahoma (Dec. 19) ... did not play vs. Howard Payne (Dec. 22; illness).**

## GAME-BY-GAME STATS

Opponent	Date	GS	MIN	Total		3-Pointers		Free throws		Rebounds				PF	A	TO	BLK	STL	PTS	AVG	
				FG-FGA	PCT	3FG-3FGA	PCT	FT-FTA	PCT	OFF	DEF	TOT	AVG								
at Oklahoma St.	11/09/2021	*	26:42	2-9	.222	0-3	.000	2-3	.667	0	1	1	1.0	2	1	4	0	6	6.0		
Mary Hardin-Baylor	11/13/2021	*	23:36	5-10	.500	0-2	.000	5-5	1.000	1	4	5	3.0	0	1	2	0	2	15	10.5	
Abilene Christian	11/16/2021	*	35:00	7-14	.500	1-5	.200	6-8	.750	1	7	8	4.7	4	2	7	0	0	21	14.0	
at North Texas	11/18/2021	*	25:06	0-6	.000	0-1	.000	5-5	1.000	0	3	3	4.3	0	0	2	0	0	5	11.8	
at San Diego St.	11/20/2021	*	36:53	5-16	.313	0-2	.000	5-7	.714	0	2	2	3.8	5	0	4	0	1	15	12.4	
at Utah St.	11/27/2021	*	32:55	7-17	.412	1-4	.250	2-2	1.000	0	3	3	3.7	2	2	3	0	1	17	13.2	
at UC Santa Barbara	11/29/2021	*	33:36	3-13	.231	0-3	.000	5-7	.714	0	2	2	3.4	3	3	4	0	2	11	12.9	
Lamar University	12/11/2021	*	35:01	3-11	.273	1-5	.200	9-10	.900	0	6	6	3.8	1	4	4	0	1	16	13.3	
at Oral Roberts	12/16/2021	*	33:36	6-15	.400	1-2	.500	3-4	.750	0	1	1	3.4	1	0	2	0	0	16	13.6	
at Oklahoma	12/19/2021	*	28:58	4-10	.400	1-4	.250	6-8	.750	0	3	3	3.4	0	1	2	0	1	15	13.7	
South Alabama	12/30/2021	*	41:23	11-20	.550	0-3	.000	8-9	.889	1	6	7	3.7	4	3	6	0	0	30	15.2	
Troy	01/01/2022	*	33:00	9-17	.529	1-3	.333	5-5	1.000	1	6	7	4.0	0	2	1	0	1	24	15.9	
at Georgia St.	01/06/2022	*	35:44	5-16	.313	1-2	.500	6-6	1.000	0	5	5	4.1	1	1	1	0	0	17	16.0	
at Ga. Southern	01/08/2022	*	40:09	12-21	.571	5-5	1.000	4-7	.571	0	9	9	4.4	2	2	3	0	1	33	17.2	
at Arkansas St.	01/20/2022	*	27:35	4-12	.333	1-3	.333	9-10	.900	0	2	2	4.3	3	1	6	0	0	18	17.3	
at Little Rock	01/22/2022	*	49:15	10-25	.400	0-4	.000	17-21	.810	0	5	5	4.3	4	3	2	0	1	37	18.5	
Texas St.	01/27/2022	*	32:09	1-6	.167	0-1	.000	7-9	.778	0	6	6	4.4	0	1	3	0	0	9	17.9	
at Texas St.	01/29/2022	*	32:59	9-18	.500	3-8	.375	2-4	.500	2	2	4	4.4	3	1	3	0	0	23	18.2	
Appalachian St.	02/05/2022	*	32:39	14-28	.500	2-7	.286	6-6	1.000	0	4	4	4.4	2	1	4	0	1	36	19.2	
at La.-Monroe	02/10/2022	*	37:55	7-13	.538	4-8	.500	11-12	.917	0	6	6	4.5	3	3	5	1	1	29	19.7	
at Louisiana	02/12/2022	*	38:53	9-19	.474	3-5	.600	4-5	.800	1	4	5	4.5	1	3	1	1	2	25	19.9	
Little Rock	02/17/2022	*	38:11	7-17	.412	0-5	.000	6-7	.857	0	6	6	4.5	0	4	1	0	4	20	19.9	
Arkansas St.	02/19/2022	*	36:12	3-16	.188	2-4	.500	3-4	.750	0	3	3	4.5	3	3	1	0	1	11	19.5	
Totals			23	787:27	143-349	.410	27-89	.303	136-164	.829	7	96	103	4.5	44	42	71	2	20	449	19.5



# BRANDYN TALBOT

# 5

Fr. G 6-5 176 Newmarket, Ontario  
Dream City Christian School



@BrandynTalbot



@talllbot

## RECORD HIGHS

### POINTS

Career 13, 2x, Last vs. Howard Payne (12/22/21)  
Season 13 vs. Howard Payne (12/22/21)

### REBOUNDS

Career 8 vs. Howard Payne (12/22/20)  
Season 4 vs. Howard Payne (12/22/21)

### ASSISTS

Career 3, 3x, Last vs. Howard Payne (12/22/21)  
Season 3, 2x, Last vs. Howard Payne (12/22/21)

### STEALS

Career 1, 7x, Last @ ULM (2/10/22)  
Season 1, 6x, Last @ ULM (2/10/22)

### FIELD GOALS MADE

Career 5 vs. Howard Payne (12/22/21)  
Season 5 vs. Howard Payne (12/22/21)

### FREE THROWS MADE

Career 4 vs. Hardin-Simmons (12/11/20)  
Season 2 @ Georgia State (1/6/22)

### 3-POINT FIELD GOALS MADE

Career 3, 2x, Last vs. Howard Payne (12/22/21)  
Season 3 vs. Howard Payne (12/22/21)

### MINUTES

Career 26 vs. Louisiana (1/13/22)  
Season 26 vs. Louisiana (1/13/22)

## BIO BLAST

**2021-22: Has made at least one 3-pointer in every game but five** (only played 22 and 69 seconds in two contests and five minutes in the three other games in which he did not make a triple) ... two 3-pointers in four minutes late in the 1st half versus Little Rock (Feb. 17) ... first-career start versus Louisiana (Jan. 13) ... most points versus a D-I opponent in his career with eight at Georgia State (Jan. 6), and followed it up with seven at Georgia Southern (Jan. 8) ... **4th on the team with 23 made 3s** ... any games not played in this season have been a coach's decision ... team-high three steals at Oklahoma (Dec. 19) ... tied a career high with 13 points against Howard Payne (Dec. 22), matching a career best with three 3-pointers.

## GAME-BY-GAME STATS

## PAINT TOUCHES

- During his year at Bella Vista Prep, he was not only teammates, but also roommates, with Nicolas Elame.
- He now rooms with Elame, who had a significant impact in Talbot choosing to attend UTA.
- Has lived on his own/with high school teammates since he moved to the United States in 2015-16.
- Has seven other siblings; he is the middle child.
- Averaged 12.4 points, 2.9 assists and 2.4 rebounds per game playing against some of the best competition in the country as a high school senior in 2019-20; Dream City was ranked as high as #21 in the nation by USA Today that year.

## MISCELLANEOUS

	Season	Career
Double-Figure Points	1	4
20+ Points		
2+ 3-Pointers	4	7
5+ Rebounds		1
1+ Steals	6	7



## CAREER STATS

Season	GP-GS	Min/Avg	Total		3-Ptr		F-Throws		Rebounds				PF	FO	A	TO	Blk	Stl	Pts	Avg
			FG-FGA	Pct	FG-FGA	Pct	FT-FTA	Pct	Off	Def	Tot	Avg								
2020-21	12-0	100/8.3	12-38	.316	8-28	.286	7-12	.583	0	15	15	1.3	11	0	7	12	1	1	39	3.3
2021-22	23-3	281/12.2	29-84	.345	23-72	.319	2-2	1.000	2	18	20	0.9	15	0	14	19	1	6	83	3.6
Total	35-3	381/10.9	41-122	.336	31-100	.310	9-14	.643	2	33	35	1.0	26	0	21	31	2	7	122	3.5





# JACK HOIBERG

# 10

Gr. **G** **5-11** **172** **Burr Ridge, Illinois**  
**Michigan State** **Hinsdale High School**

@JackHoiberg

@jackhoiberg

## RECORD HIGHS

### POINTS

Career 11 @ UC Santa Barbara (11/29/21)  
Season 11 @ UC Santa Barbara (11/29/21)

### REBOUNDS

Career 4, 2x, Last vs. Arkansas State (2/19/22)  
Season 4, 2x, Last vs. Arkansas State (2/19/22)

### ASSISTS

Career 6 vs. Western Michigan (12/29/19)  
Season 5, 2x, Last vs. Little Rock (2/17/22)

### STEALS

Career 2 vs. ULM (1/15/22)  
Season 2 vs. ULM (1/15/22)

### FIELD GOALS MADE

Career 3, 4x, Last vs. Little Rock (2/17/22)  
Season 3, 4x, Last vs. Little Rock (2/17/22)

### FREE THROWS MADE

Career 9 @ UC Santa Barbara (11/29/21)  
Season 9 @ UC Santa Barbara (11/29/21)

### 3-POINTERS MADE

Career 2, 3x, Last vs. Howard Payne (12/22/21)  
Season 2, 3x, Last vs. Howard Payne (12/22/21)

### MINUTES

Career 26 vs. ULM (1/15/22)  
Season 26 vs. ULM (1/15/22)

## MISCELLANEOUS

	Season	Career
Double-Figure Points	2	2
20+ Points		
1+ 3-Pointers	8	11
5+ Assists	2	3
1+ Steals	9	12

• UTA pursued him harder than any other school, and he wanted to go to school/live in the South after spending his entire life in seven different Midwest states.

• Received an undergrad degree in Communications from Michigan State and is now pursuing a Master's degree from UTA in Higher Education Leadership.

## CAREER STATS

Season	GP-GS	Min/Avg	Total		3-Ptr		F-Throws		Rebounds				PF	FO	A	TO	Blk	Stl	Pts	Avg
			FG-FGA	Pct	FG-FGA	Pct	FT-FTA	Pct	Off	Def	Tot	Avg								
2018-19	14-0	18/1.3	2-6	.333	2-3	.667	4-4	1.000	1	1	2	0.1	0	0	3	5	0	1	10	0.7
2019-20	14-0	41/2.9	4-12	.333	1-4	.250	10-14	.714	1	2	3	0.2	6	0	12	3	0	2	19	1.4
2020-21	14-0	44/3.1	2-13	.154	0-6	.000	3-7	.429	1	2	3	0.2	4	0	5	2	0	0	7	0.5
2021-22	24-1	407/17.0	29-83	.349	11-36	.306	18-23	.783	11	19	30	1.3	29	0	37	19	1	10	87	3.6
Total	66-1	510/7.7	37-114	.325	14-49	.286	35-48	.729	14	24	38	0.6	39	0	57	29	1	13	123	1.9

## BIO BLAST

**2021-22: First-career start at Louisiana (Feb. 12)** ... did not play at Georgia State (Jan. 6) nor at Georgia Southern (Jan. 8) due to COVID protocols ... **36 points in his first 44 career games, 85 points in his last 22 games** ... first time scoring in double figures with 10 versus Abilene Christian (Nov. 16) ... went 9-9 from the free throw line en route to a career-high 11 points at UC Santa Barbara (Nov. 29) ... all nine points versus Louisiana (Jan. 13) came in the 2nd half.

**2017-21 AT MICHIGAN STATE:** Red-shirt in 2017-18; walk-on for 2018-19 and 2019-20 before being put on scholarship for 2020-21. **TOM IZZO:** "Jack Hoiberg is one of the smartest, toughest and hardest-working players I've had at Michigan State."

## GAME-BY-GAME STATS

Opponent	Date	GS	MIN	Total		3-Pointers		Free throws		Rebounds				PF	A	TO	BLK	STL	PTS	AVG
				FG-FGA	PCT	3FG-3FGA	PCT	FT-FTA	PCT	OFF	DEF	TOT	AVG							
at Oklahoma St.	11/09/2021		17:47	0-2	.000	0-0	.000	0-0	.000	1	0	1	1.0	1	0	0	0	0	0	0.0
Mary Hardin-Baylor	11/13/2021		16:22	1-5	.200	0-4	.000	0-0	.000	2	1	3	2.0	3	5	2	0	0	2	1.0
Abilene Christian	11/16/2021		25:04	2-3	.667	1-1	1.000	5-6	.833	1	2	3	2.3	2	2	0	0	0	10	4.0
at North Texas	11/18/2021		25:12	2-4	.500	0-1	.000	0-1	.000	1	3	4	2.8	3	1	3	0	1	4	4.0
at San Diego St.	11/20/2021		18:56	3-6	.500	2-3	.667	0-0	.000	1	1	2	2.6	2	1	0	0	0	8	4.8
at Utah St.	11/27/2021		14:32	2-5	.400	1-3	.333	0-0	.000	0	0	0	2.2	1	1	2	0	0	5	4.8
at UC Santa Barbara	11/29/2021		18:42	1-6	.167	0-1	.000	9-9	1.000	0	2	2	2.1	0	3	0	0	0	11	5.7
Lamar University	12/11/2021		11:15	0-2	.000	0-1	.000	0-1	.000	0	2	2	2.1	1	1	0	0	1	0	5.0
at Oral Roberts	12/16/2021		13:33	1-1	1.000	0-0	.000	0-0	.000	0	1	1	2.0	2	2	2	0	0	2	4.7
at Oklahoma	12/19/2021		19:33	0-4	.000	0-1	.000	0-0	.000	0	0	0	1.8	1	0	0	0	1	0	4.2
Howard Payne	12/22/2021		21:23	3-7	.429	2-4	.500	0-0	.000	1	1	2	1.8	1	4	1	0	1	8	4.5
South Alabama	12/30/2021		20:14	1-4	.250	1-3	.333	0-0	.000	0	0	0	1.7	2	1	1	0	0	3	4.4
Troy	01/01/2022		18:39	2-5	.400	1-3	.333	1-2	.500	0	0	0	1.5	2	1	0	0	0	6	4.5
Louisiana	01/13/2022		16:23	3-3	1.000	1-1	1.000	2-2	1.000	0	1	1	1.5	2	1	2	0	0	9	4.9
La.-Monroe	01/15/2022		25:30	1-7	.143	0-5	.000	0-0	.000	2	0	2	1.5	0	0	2	0	2	2	4.7
at Arkansas St.	01/20/2022		13:43	0-3	.000	0-1	.000	0-0	.000	0	0	0	1.4	0	2	1	0	0	0	4.4
at Little Rock	01/22/2022		12:01	0-1	.000	0-1	.000	0-0	.000	0	0	0	1.4	2	0	0	0	0	0	4.1
Texas St.	01/27/2022		11:25	1-1	1.000	0-0	.000	1-2	.500	0	0	0	1.3	1	1	0	0	1	3	4.1
at Texas St.	01/29/2022		12:00	0-1	.000	0-0	.000	0-0	.000	0	1	1	1.3	1	0	0	0	1	0	3.8
Appalachian St.	02/05/2022		12:27	0-2	.000	0-0	.000	0-0	.000	0	0	0	1.2	0	2	0	0	0	0	3.7
at La.-Monroe	02/10/2022		16:22	1-2	.500	0-0	.000	0-0	.000	1	0	1	1.2	1	1	0	0	1	2	3.6
at Louisiana	02/12/2022	*	13:27	2-2	1.000	1-1	1.000	0-0	.000	0	0	0	1.1	0	2	0	0	1	5	3.6
Little Rock	02/17/2022		16:23	3-4	.750	1-2	.500	0-0	.000	1	0	1	1.1	1	5	1	0	0	7	3.8
Arkansas St.	02/19/2022		16:51	0-3	.000	0-0	.000	0-0	.000	0	4	4	1.3	0	1	0	1	0	0	3.6
Totals			1 407:44	29-83	.349	11-36	.306	18-23	.783	11	19	30	1.3	29	37	19	1	10	87	3.6



# LAZARO ROJAS

# 12

Gr. F 6-11 239 Porto Seguro, Brazil

Fresno State Score Academy



## RECORD HIGHS

### POINTS

Career 12, 2x, Last vs. Texas State (1/27/22)  
Season 12, 2x, Last vs. Texas State (1/27/22)

### REBOUNDS

Career 13 @ Little Rock (1/22/22)  
Season 13 @ Little Rock (1/22/22)

### OFFENSIVE REBOUNDS

Career 8 @ Little Rock (1/22/22)  
Season 8 @ Little Rock (1/22/22)

### BLOCKS

Career 3 @ Little Rock (1/22/22)  
Season 3 @ Little Rock (1/22/22)

### FIELD GOALS MADE

Career 5, 2x, Last vs. Texas State (1/27/22)  
Season 5 vs. Texas State (1/27/22)

### FREE THROWS MADE

Career 6, 2x, Last @ Little Rock (1/22/22)  
Season 6 @ Little Rock (1/22/22)

### MINUTES

Career 29 @ Little Rock (1/22/22)  
Season 29 @ Little Rock (1/22/22)

## MISCELLANEOUS

	Season	Career
Double-Figure Points	2	5
20+ Points		
Double-Doubles	1	1
5+ Rebounds	4	12
2+ Blocks	2	5

• Last year, he suffered a leg injury in the 2nd half at Little Rock (Jan. 2) and missed 13 games in conference before returning on Feb. 26.

• Scored 30 of his 49 points on the year in a three-game stretch (Dec. 11-22).

• Pulled down six rebounds – tied for his most against a D-I opponent – in the Sun Belt Tournament opposite Troy (Mar. 5).

## CAREER STATS

Season	GP-GS	Min/Avg	Total		3-Ptr		F-Throws		Rebounds										Pts	Avg
			FG-FGA	Pct	FG-FGA	Pct	FT-FTA	Pct	Off	Def	Tot	Avg	PF	FO	A	TO	Blk	Stl		
2017-18	8-0	17/2.1	1-3	.333	0-1	.000	0-0	.000	2	2	4	0.5	1	0	1	1	0	0	2	0.3
2018-19	27-2	221/8.2	26-49	.531	0-0	.000	20-32	.625	19	37	56	2.1	29	0	5	26	11	5	72	2.7
2019-20	10-0	51/5.1	4-8	.500	0-2	.000	2-5	.400	5	7	12	1.2	5	0	2	1	1	1	10	1.0
2020-21	12-2	125/10.4	19-30	.633	0-1	.000	11-15	.733	15	23	38	3.2	13	0	5	7	4	5	49	4.1
2021-22	22-2	241/11.0	34-70	.486	2-6	.333	17-28	.607	18	44	62	2.8	41	0	6	32	9	7	87	4.0
Total	79-6	655/8.3	84-160	.525	2-10	.200	50-80	.625	59	113	172	2.2	89	0	19	67	25	18	220	2.8

## BIO BLAST

**2021-22: First-career double-double with career bests of 12 points and 13 rebounds at Little Rock (Jan. 22) ... also added a career-high three blocks ... matched that scoring high with a second-straight 12-point outing versus Texas State (Jan. 27) ... did not play versus Louisiana (Jan. 13) nor ULM (Jan. 15) due to COVID protocols ... eight-point, six-rebound performance at Utah State (Nov. 27) ... suffered an eye injury in practice before the UC Santa Barbara game (Nov. 29) and did not play in that contest ... tied a season high with eight points at Oral Roberts (Dec. 16) ... then-season-best seven rebounds against Howard Payne (Dec. 22); also went 2-2 from 3-point range in that game for his first-career triples (was 0-7 entering the game).**

## GAME-BY-GAME STATS

Opponent	Date	GS	MIN	Total		3-Pointers		Free throws		Rebounds				PF	A	TO	BLK	STL	PTS	AVG
				FG-FGA	PCT	3FG-3FGA	PCT	FT-FTA	PCT	OFF	DEF	TOT	AVG							
at Oklahoma St.	11/09/2021		14:26	1-3	.333	0-0	.000	0-1	.000	0	4	4	4.0	1	0	2	0	0	2	2.0
Mary Hardin-Baylor	11/13/2021		05:50	2-2	1.000	0-0	.000	2-2	1.000	1	3	4	4.0	3	1	2	0	0	6	4.0
Abilene Christian	11/16/2021	*	09:51	0-1	.000	0-1	.000	2-2	1.000	0	2	2	3.3	1	1	3	0	2	2	3.3
at North Texas	11/18/2021	*	18:41	2-3	.667	0-1	.000	0-0	.000	1	0	1	2.8	3	0	2	1	1	4	3.5
at San Diego St.	11/20/2021		08:09	1-1	1.000	0-0	.000	0-0	.000	0	0	0	2.2	3	0	0	0	0	2	3.2
at Utah St.	11/27/2021		16:39	3-4	.750	0-0	.000	2-2	1.000	2	4	6	2.8	4	0	2	0	1	8	4.0
Lamar University	12/11/2021		12:10	2-6	.333	0-0	.000	0-1	.000	0	4	4	3.0	2	0	2	1	0	4	4.0
at Oral Roberts	12/17/2021		10:21	4-8	.500	0-0	.000	0-0	.000	1	1	2	2.9	2	1	2	1	0	8	4.5
at Oklahoma	12/19/2021		06:52	1-4	.250	0-1	.000	0-0	.000	0	0	0	2.6	2	0	2	0	0	2	4.2
Howard Payne	12/22/2021		13:18	2-3	.667	2-2	1.000	0-0	.000	0	7	7	3.0	1	2	1	2	0	6	4.4
South Alabama	12/30/2021		03:33	0-2	.000	0-0	.000	0-0	.000	0	0	0	2.7	1	0	2	0	0	0	4.0
Troy	01/01/2022		03:13	0-1	.000	0-0	.000	0-1	.000	0	1	1	2.6	2	0	0	0	0	0	3.7
at Georgia St.	01/06/2022		03:13	1-1	1.000	0-0	.000	0-0	.000	0	0	0	2.4	0	0	0	0	0	2	3.5
at Ga. Southern	01/08/2022		10:14	0-2	.000	0-1	.000	0-1	.000	0	1	1	2.3	1	0	0	0	0	0	3.3
at Little Rock	01/22/2022		29:06	3-6	.500	0-0	.000	6-9	.667	8	5	13	3.0	4	0	4	3	0	12	3.9
Texas St.	01/27/2022		17:50	5-7	.714	0-0	.000	2-5	.400	1	1	2	2.9	1	0	1	0	0	2	4.4
at Texas St.	01/29/2022		11:15	2-2	1.000	0-0	.000	0-0	.000	0	1	1	2.8	2	0	1	0	0	4	4.4
Appalachian St.	02/05/2022		14:37	1-3	.333	0-0	.000	0-0	.000	1	7	8	3.1	1	0	2	1	0	2	4.2
at La.-Monroe	02/10/2022		09:38	1-3	.333	0-0	.000	0-0	.000	0	1	1	3.0	2	0	1	0	0	2	4.1
at Louisiana	02/12/2022		08:29	2-3	.667	0-0	.000	0-0	.000	0	0	0	2.9	3	0	1	0	0	4	4.1
Little Rock	02/17/2022		05:57	0-2	.000	0-0	.000	1-2	.500	2	1	3	2.9	1	0	0	0	0	1	4.0
Arkansas St.	02/19/2022		07:32	1-3	.333	0-0	.000	2-2	1.000	1	1	2	2.8	1	1	2	0	1	4	4.0
<b>Totals</b>			<b>2 240:53</b>	<b>34-70</b>	<b>.486</b>	<b>2-6</b>	<b>.333</b>	<b>17-28</b>	<b>.607</b>	<b>18</b>	<b>44</b>	<b>62</b>	<b>2.8</b>	<b>41</b>	<b>6</b>	<b>32</b>	<b>9</b>	<b>7</b>	<b>87</b>	<b>4.0</b>





# NICOLAS ELAME

# 20

So. G 6-3 192 Paris, France

Bella Vista Prep



## RECORD HIGHS

### POINTS

Career 17, 2x, Last vs. Mary Hardin-Baylor (11/13/21)

Season 17 vs. Mary Hardin-Baylor (11/13/21)

### REBOUNDS

Career 9, 3x, Last @ Georgia State (1/6/22)

Season 9 @ Georgia State (1/6/22)

### ASSISTS

Career 6 @ Louisiana Tech (11/27/20)

Season 5 vs. ULM (1/15/22)

### STEALS

Career 6 @ Louisiana (2/12/22)

Season 6 @ Louisiana (2/12/22)

### FIELD GOALS MADE

Career 7, 2x, Last vs. Little Rock (2/17/22)

Season 7, 2x, Last vs. Little Rock (2/17/22)

### FREE THROWS MADE

Career 7 @ Louisiana (2/12/22)

Season 7 @ Louisiana (2/12/22)

### 3-POINT FIELD GOALS MADE

Career 3 @ Georgia Southern (1/8/22)

Season 3 @ Georgia Southern (1/8/22)

### MINUTES

Career 36 vs. ULM (1/15/22)

Season 36 vs. ULM (1/15/22)

## BIO BLAST

**2021-22: Most points versus a D-I team this year with 16 against Little Rock (Feb. 17) ... 15 points off the bench at Louisiana (Feb. 12) ... secured a career-best six steals in that contest, one shy of tying for the 3rd-most in single-game program history ... just missed what would have been his first-career double-double with nine points and a career-high-tying nine rebounds at Georgia State (Jan. 6) ... followed it up with a 13-point outing at Georgia Southern (Jan. 8) ... then-career-best four steals versus Louisiana (Jan. 13) ... season-high five assists opposite ULM (Jan. 15) ... returned at Oklahoma on Dec. 19 after missing the previous month (four games in total) with a hamstring injury.**

## PAINT TOUCHES

- Born in Paris and moved to Cameroon shortly after his birth until he was 14.
- Moved back to Paris for two years before coming to America when he was 16; lived with his cousin in Orlando upon moving to the U.S. and attended Downey Christian School.
- Moved to Houston to live with his aunt, and played his AAU ball with the Houston Defenders.
- Transferred to Bella Vista Prep in Arizona for his junior and season years; roommates with Brandyn Talbot his senior year.
- Call him: Nic.

## MISCELLANEOUS

	Season	Career
Double-Figure Points	8	16
20+ Points		
Double-Doubles		
5+ Rebounds	8	21
1+ Steals	15	39

- Is fluent in English and French, and can also speak basic Spanish.

- Former practice player for the French National Team.

- During quarantine last summer he worked out in Paris, often circling the Eiffel Tower on his runs.

## CAREER STATS

			Total		3-Ptr		F-Throws		Rebounds												
Season	GP-GS	Min/Avg	FG-FGA	Pct	FG-FGA	Pct	FT-FTA	Pct	Off	Def	Tot	Avg	PF	FO	A	TO	Blk	Stl	Pts	Avg	
2019-20	29-2	379/13.1	32-75	.427	1-17	.059	14-27	.519	12	52	64	2.2	35	1	32	23	4	14	79	2.7	
2020-21	21-13	520/24.8	55-147	.374	4-28	.143	23-32	.719	21	65	86	4.1	35	1	54	35	3	16	137	6.5	
2021-22	22-8	473/21.5	69-159	.434	14-46	.304	20-33	.606	25	49	74	3.4	48	0	34	28	0	29	172	7.8	
Total	72-23	1372/19.1	156-381	.409	19-91	.209	57-92	.620	58	166	224	3.1	118	2	120	86	7	59	388	5.4	



# PEDRO CASTRO

# 21

Gr. G 6-6 190 Fort Worth, Texas  
Houston Baptist | Blinn College | UT Arlington | Brewer HS



@pcastro\_21



@pcastro\_21

## RECORD HIGHS

### POINTS

Career 24, 2x, Last vs. Lamar (3/10/21)  
Season 17 @ San Diego State (11/20/21)

### REBOUNDS

Career 12, 2x, Last vs. Lamar State-Port Arthur (2/5/20)  
Season 8 vs. Mary Hardin-Baylor (11/13/21)

### ASSISTS

Career 13 @ Victoria College (2/22/20)  
Season 3 vs. Mary Hardin-Baylor (11/13/21)

### STEALS

Career 5 vs. Lamar (3/10/21)  
Season 2, 2x, Last vs. Abilene Christian (11/16/21)

### FIELD GOALS MADE

Career 10 vs. Lamar (3/10/21)  
Season 7 @ San Diego State (11/20/21)

### FREE THROWS MADE

Career 8 vs. Incarnate Word (3/9/21)  
Season 2, 2x, Last @ UC Santa Barbara (11/29/21)

### 3-POINT FIELD GOALS MADE

Career 5 vs. Taylor Made Prep (11/9/19)  
Season 3 @ San Diego State (11/20/21)

### MINUTES

Career 36, 5x Last vs. Abilene Christian (11/16/21)  
Season 36 vs. Abilene Christian (11/16/21)

## MISCELLANEOUS

	Season	Career
Double-Figure Points	2	44
20+ Points		5
Double-Doubles		15
Double-Figure Rebounds		16
4+ 3-Pointers		5

• Received an undergrad degree in Interdisciplinary Studies from Houston Baptist and is now pursuing a Master's degree from UTA in Criminal Justice.

• Led Houston Baptist in scoring (14.8), rebounding (7.3), steals (1.5) and blocks (1.1) last year; also led the Huskies in 3-pointers made (49) and 3-point percentage (.480).

## CAREER STATS

Season	GP-GS	Min/Avg	Total		3-Ptr		F-Throws		Rebounds				PF				Stl		Pts	
			FG-FGA	Pct	FG-FGA	Pct	FT-FTA	Pct	Off	Def	Tot	Avg	PF	FO	A	TO	Blk	Stl	Pts	Avg
2018-19	33-3	440/13.3	34-79	.430	11-42	.262	7-12	.583	9	60	69	2.1	28	0	29	15	12	7	86	2.6
2019-20	33-30	0/0.0	141-285	.495	43-110	.391	31-53	.585	41	167	208	6.3	63	2	120	48	48	32	356	10.8
2020-21	25-25	751/30.0	135-284	.475	49-102	.480	52-59	.881	37	145	182	7.3	36	0	43	62	28	38	371	14.8
2021-22	9-9	231/25.7	25-71	.352	9-32	.281	5-8	.625	4	30	34	3.8	10	0	13	17	8	9	64	7.1
Total	100-67	1422/14.2	335-719	.466	112-286	.392	95-132	.720	91	402	493	4.9	137	2	205	142	96	86	877	8.8

## BIO BLAST

**2021-22: Out for the season after undergoing back surgery on Dec. 18 following an injury at Oral Roberts on Dec. 16 ...** needs 123 more points to reach 1,000 for his career ... prior to the injury, was one of just three UTA players (David Azore, Javon Levi) to have started all nine games ... led the Mavs in scoring three times ... scored a team-best 17 points – his most as a member of UTA – at San Diego State (Nov. 20) ... held scoreless at Utah State (Nov. 27) – his first pointless game since he was a redshirt freshman with the Mavs (two schools in-between) on Mar. 16, 2019, in a Sun Belt Tournament semifinal win over Georgia Southern ... bounced back with a team-high 16 points at UC Santa Barbara (Nov. 29).

## GAME-BY-GAME STATS

Opponent	Date	GS	MIN	Total		3-Pointers		Free throws		Rebounds			PF	A	TO	BLK	STL	PTS	AVG		
				FG-FGA	PCT	3FG-3FGA	PCT	FT-FTA	PCT	OFF	DEF	TOT								AVG	
at Oklahoma St.	11/09/2021	*	24:04	4-6	.667	1-3	.333	0-0	.000	1	3	4	4.0	1	0	2	3	0	9	9.0	
Mary Hardin-Baylor	11/13/2021	*	23:05	3-8	.375	0-3	.000	0-0	.000	0	8	8	6.0	1	3	1	1	2	6	7.5	
Abilene Christian	11/16/2021	*	36:12	3-9	.333	2-4	.500	0-0	.000	0	6	6	6.0	4	2	5	2	2	8	7.7	
at North Texas	11/18/2021	*	26:23	1-7	.143	0-2	.000	2-3	.667	1	0	1	4.8	1	0	3	0	0	4	6.8	
at San Diego St.	11/20/2021	*	35:06	7-15	.467	3-7	.429	0-0	.000	1	4	5	4.8	1	2	3	1	1	17	8.8	
at Utah St.	11/27/2021	*	26:16	0-5	.000	0-2	.000	0-0	.000	1	5	6	5.0	0	2	0	0	1	0	7.3	
at UC Santa Barbara	11/29/2021	*	28:25	6-12	.500	2-6	.333	2-3	.667	0	1	1	4.4	2	2	2	1	1	16	8.6	
Lamar University	12/11/2021	*	28:46	1-7	.143	1-4	.250	1-2	.500	0	2	2	4.1	0	2	1	0	1	4	8.0	
at Oral Roberts	12/16/2021	*	03:10	0-2	.000	0-1	.000	0-0	.000	0	1	1	3.8	0	0	0	0	1	0	7.1	
Totals			9	231:27	25-71	.352	9-32	.281	5-8	.625	4	30	34	3.8	10	13	17	8	9	64	7.1

### Player Averages

Games Played	Minutes/game	Points/game	FG Pct	3FG Pct	FT Pct	Rebounds/game	Assists/game	Turnovers/game	Assist/Turnover ratio	Steals/game	Blocks/game
9	25.7	7.1	35.2	28.1	62.5	3.8	1.4	1.9	0.8	1.0	0.9





# SHEMAR WILSON

# 22

Fr. F 6-9 225 Avondale, Arizona

Phoenix College Tolleson Union HS



## RECORD HIGHS

### POINTS

Career 29 vs. Bismarck State (12/29/20)  
Season 15 vs. Mary Hardin-Baylor (11/13/21)

### REBOUNDS

Career 18 vs. Tohono O'odham (12/4/20)  
Season 8 vs. Howard Payne (12/22/21)

### BLOCKS

Career 5 @ Scottsdale (12/11/20)  
Season 1, 7x, Last @ ULM (2/10/22)

### ASSISTS

Career 3 @ McCook (11/3/20)  
Season 2, 4x, Last vs. Louisiana (1/13/22)

### STEALS

Career 4 vs. Glendale (11/20/20)  
Season 2, 2x, Last vs. Troy (1/1/22)

### FIELD GOALS MADE

Career 12 vs. Bismarck State (12/29/20)  
Season 6, 2x, Last vs. Howard Payne (12/22/21)

### FREE THROWS MADE

Career 7, 2x, Last @ Pima (1/15/21)  
Season 5 vs. ULM (1/15/22)

### MINUTES

Career 32 @ Eastern Arizona (1/4/21)  
Season 24 @ UC Santa Barbara (11/29/21)

## BIO BLAST

**2021-22:** Back-to-back double-figure point games to open conference play ... tallied 15 points – his most as a member of UTA – in his first start with the Mavs against Mary Hardin-Baylor (Nov. 13) ... **went 6-6 from the floor in that game, tied for the 10th-most makes without a miss (min. 5 attempts) in program history** ... did not play (coach's decision) versus Lamar (Dec. 11), Texas State (Jan. 27) nor App State (Feb. 5) ... team-best 14 points and team-high-tying eight rebounds against Howard Payne (Dec. 22) ... **2nd on the team with 45 offensive rebounds** ... most points against a D-I team with 14 off the bench versus South Alabama (Dec. 30) ... eight points and six rebounds at ULM (Feb. 10).

## GAME-BY-GAME STATS

- Is a good cook; favorite dish to make is shrimp alfredo.
- Self-described "hands-down the best" Madden player on the team; plays with the Cleveland Browns.
- Chicago Bears fan; was born in Maccab, Ill., and lived there for a few years before moving to Phoenix.
- Ambidextrous – can do everything with both hands except shoot a basketball with his left hand.
- Wants to be a sports agent or analyst when his playing career is over.
- Posted 13 double-doubles in 2019-20, including five-straight to end the year.
- Phoenix College season canceled in 2020-21 due to COVID-19.

## MISCELLANEOUS

	Season	Career
Double-Figure Points	4	22
Double-Doubles		13
20+ Points		5
Double-Figure Rebounds		16
3+ Blocks		7

• Played football (tight end and defensive end) in high school, in addition to competing in the triple jump and high jump events as a track and field team member.

• Tied for 20th in the nation in rebounds per game (9.8) in 2019-20 at Phoenix College ... shot a gaudy 64.1 percent from the floor, which was the 5th-best percentage in the country.

## CAREER STATS

Season	GP-GS	Min/Avg	Total FG-FGA	Pct	3-Ptr FG-FGA	Pct	F-Throws FT-FTA	Pct	Rebounds Off	Def	Tot	Avg	PF	FO	A	TO	Blk	Stl	Pts	Avg
2019-20	31-25	649/20.9	139-217	.641	0-1	.000	97-149	.651	131	173	304	9.8	92	3	20	42	53	33	375	12.1
2021-22	23-3	314/13.7	53-83	.639	0-1	.000	27-44	.614	45	47	92	4.0	56	1	10	18	7	8	133	5.8
Total	54-28	963/17.8	192-300	.640	0-2	.000	124-193	.642	176	220	396	7.3	148	4	30	60	60	41	508	9.4



# PATRICK MWAMBA

# 23

R-So. F 6-7 201 Bukavu, Congo

NBA Academy Africa Keur Madior International HS



@patrick23mwamba



@patrick\_kzmwamba

## RECORD HIGHS

### POINTS

Career 22 vs. Louisiana (1/13/22)  
Season 22 vs. Louisiana (1/13/22)

### REBOUNDS

Career 12, 2x, Last vs. ULM (2/6/21)  
Season 8, 3x, Last @ Georgia Southern (1/8/22)

### ASSISTS

Career 5 vs. Louisiana (1/13/22)  
Season 5 vs. Louisiana (1/13/22)

### STEALS

Career 4, 2x, Last vs. South Alabama (12/30/21)  
Season 4 vs. South Alabama (12/30/21)

### FIELD GOALS MADE

Career 9 vs. Louisiana (1/13/22)  
Season 9 vs. Louisiana (1/13/22)

### FREE THROWS MADE

Career 7 @ Georgia Southern (1/8/22)  
Season 7 @ Georgia Southern (1/8/22)

### 3-POINT FIELD GOALS MADE

Career 3, 10x, Last @ Arkansas State (1/20/22)  
Season 3, 3x, Last @ Arkansas State (1/20/22)

### MINUTES

Career 46 @ Little Rock (1/22/22)  
Season 46 @ Little Rock (1/22/22)

## BIO BLAST

**2021-22: Career-high 22 points and five assists versus Louisiana (Jan. 13) and followed it up with his second-career 20-point game with 20 versus ULM (Jan. 15) ... broke a season-long five-game single-digit scoring stretch with 11 versus Arkansas State (Feb. 19) ... team-high 15 points versus Texas State (Jan. 27) ... returned at Utah State on Nov. 27 after missing three of the previous four games due to health protocol ... then season bests of 12 points, eight rebounds and three assists versus Howard Payne (Dec. 22) ... 16 points in a win over South Alabama (Dec. 30) ... tied then season highs with 16 points and eight rebounds at Georgia State (Jan. 6).**

## PAINT TOUCHES

- Has 11 other brothers and sisters.
- Has run a mile in 4 minutes and 53 seconds; best time since he's been at UTA: 5 minutes and 12 seconds.
- Can speak French fluently along with teammate Nicolas Elame.
- Represented his native Democratic Republic of Congo this past summer at the FIBA AfroBasket 2021.
- Suffered a broken right foot in the sixth game of the 2019-20 season at Gonzaga and utilized a redshirt season.
- Was the first NBA Academy Africa graduate to sign with a Division-I school.
- He participated in the first NCAA-sponsored Next Generation Sunday at the Final Four in 2018, which is where UTA coaches first saw him.

## GAME-BY-GAME STATS

Opponent	Date	GS	MIN	Total		3-Pointers		Free throws		Rebounds			PF	A	TO	BLK	STL	PTS	AVG		
				FG-FGA	PCT	3FG-3FGA	PCT	FT-FTA	PCT	OFF	DEF	TOT	AVG								
at Oklahoma St.	11/09/2021		16:49	0-5	.000	0-4	.000	1-2	.500	1	2	3	3.0	2	0	3	2	2	1	1.0	
Abilene Christian	11/16/2021		12:00	1-4	.250	0-1	.000	0-0	.000	0	1	1	2.0	3	1	2	0	1	2	1.5	
at Utah St.	11/27/2021		22:34	0-3	.000	0-3	.000	1-2	.500	0	3	3	2.3	1	1	1	2	1	1	1.3	
at UC Santa Barbara	11/29/2021	*	22:38	3-5	.600	2-4	.500	2-2	1.000	1	4	5	3.0	4	1	1	0	1	10	3.5	
Lamar University	12/11/2021	*	28:17	4-11	.364	2-7	.286	0-0	.000	4	3	7	3.8	1	1	1	0	1	10	4.8	
at Oral Roberts	12/16/2021	*	27:56	4-13	.308	1-5	.200	0-0	.000	1	3	4	3.8	3	2	2	2	2	9	5.5	
at Oklahoma	12/19/2021	*	24:13	3-7	.429	2-5	.400	2-2	1.000	0	1	1	3.4	1	1	2	0	1	10	6.1	
Howard Payne	12/22/2021	*	18:50	3-10	.300	2-7	.286	4-5	.800	3	5	8	4.0	1	3	0	1	1	12	6.9	
South Alabama	12/30/2021	*	28:03	6-10	.600	2-4	.500	2-2	1.000	1	3	4	4.0	2	2	1	0	4	16	7.9	
Troy	01/01/2022	*	29:19	1-9	.111	0-5	.000	3-6	.500	0	5	5	4.1	4	4	2	2	2	5	7.6	
at Georgia St.	01/06/2022	*	30:16	6-13	.462	3-5	.600	1-2	.500	1	7	8	4.5	1	3	2	1	1	16	8.4	
at Ga. Southern	01/08/2022	*	29:23	1-5	.200	0-3	.000	7-9	.778	2	6	8	4.8	4	2	2	0	0	9	8.4	
Louisiana	01/13/2022	*	35:55	9-18	.500	2-8	.250	2-4	.500	1	3	4	4.7	0	5	3	0	1	22	9.5	
La.-Monroe	01/15/2022	*	37:56	6-18	.333	3-10	.300	5-9	.556	1	4	5	4.7	4	3	3	0	1	20	10.2	
at Arkansas St.	01/20/2022	*	24:55	6-12	.500	3-5	.600	0-0	.000	2	2	4	4.7	3	3	1	0	2	15	10.5	
at Little Rock	01/22/2022	*	45:51	3-10	.300	1-5	.200	0-0	.000	1	5	6	4.8	5	1	2	0	0	7	10.3	
Texas St.	01/27/2022	*	28:36	4-7	.571	1-3	.333	6-7	.857	0	2	2	4.6	4	3	1	1	1	15	10.6	
at Texas St.	01/29/2022	*	31:50	3-10	.300	1-5	.200	1-2	.500	2	3	5	4.6	2	2	4	0	1	8	10.4	
Appalachian St.	02/05/2022	*	32:12	3-9	.333	2-6	.333	0-0	.000	2	1	3	4.5	1	1	2	0	2	8	10.3	
at La.-Monroe	02/10/2022	*	23:12	3-9	.333	1-5	.200	0-0	.000	2	2	4	4.5	4	3	0	2	0	7	10.2	
at Louisiana	02/12/2022	*	30:17	2-19	.105	2-9	.222	0-0	.000	1	2	3	4.4	1	1	1	0	0	6	10.0	
Little Rock	02/17/2022	*	13:33	2-2	1.000	1-1	1.000	1-2	.500	1	2	3	4.4	5	1	3	0	1	6	9.8	
Arkansas St.	02/19/2022	*	23:40	4-12	.333	2-4	.500	1-2	.500	3	2	5	4.4	3	0	0	0	0	11	9.8	
Totals			19	618:14	77-221	.348	33-114	.289	39-58	.672	30	71	101	4.4	59	44	39	13	26	226	9.8

## MISCELLANEOUS

	Season	Career
Double-Figure Points	11	23
20+ Points	2	2
Double-Doubles		2
5+ Rebounds	10	27
1+ Steals	18	49

• After seeing him at Next Generation Sunday in 2018, UTA coaches flew to Australia to watch his NBA Academy team play in a showcase, but Mwamba was not present due to a final exam to graduate high school – which they knew ahead of time would be the case. Despite that, based off the talent around Mwamba's team, UTA coaches knew that had a strong player and offered him.

## CAREER STATS

Season	GP-GS	Min/Avg	Total FG-FGA	Pct	3-Ptr FG-FGA	Pct	F-Throws FT-FTA	Pct	Rebounds Off Def Tot Avg	PF	FO	A	TO	Blk	Stl	Pts	Avg
2018-19	27-12	386/14.3	33-82	.402	7-30	.233	16-30	.533	22 46 68 2.5	49	0	18	31	5	26	89	3.3
2019-20	5-0	73/14.6	5-17	.294	1-6	.167	4-6	.667	3 15 18 3.6	10	1	3	3	5	2	15	3.0
2020-21	25-22	555/22.2	60-156	.385	34-89	.382	19-30	.633	24 94 118 4.7	60	3	16	22	20	22	173	6.9
2021-22	23-19	618/26.9	77-221	.348	33-114	.289	39-58	.672	30 71 101 4.4	59	2	44	39	13	26	226	9.8
<b>Total</b>	<b>80-53</b>	<b>1632/20.4</b>	<b>175-476</b>	<b>.368</b>	<b>75-239</b>	<b>.314</b>	<b>78-124</b>	<b>.629</b>	<b>79 226 305 3.8</b>	<b>178</b>	<b>6</b>	<b>81</b>	<b>95</b>	<b>43</b>	<b>76</b>	<b>503</b>	<b>6.3</b>





# MONTEZ YOUNG JR.

# 24

Fr. F 6-5 192 Waxahachie, Texas

Waxahachie High School



@MontezYoungJr1



@montezyoungjr

## RECORD HIGHS

### POINTS

Career 12 vs. Mary Hardin-Baylor (11/13/21)  
Season Same As Career

### REBOUNDS

Career 11 vs. ULM (1/15/22)  
Season Same As Career

### BLOCKS

Career 2 @ North Texas (11/18/21)  
Season Same As Career

### ASSISTS

Career 3, 2x, Last vs. Troy (1/1/22)  
Season Same As Career

### STEALS

Career 3 @ Oklahoma (12/19/21)  
Season Same As Career

### FIELD GOALS MADE

Career 6 vs. Mary Hardin-Baylor (11/13/21)  
Season Same As Career

### FREE THROWS MADE

Career 4 vs. Little Rock (2/17/22)  
Season Same As Career

### MINUTES

Career 26 @ San Diego State (11/20/21)  
Season Same As Career

## BIO BLAST

**2021-22:** Recorded 12 points in his first collegiate start versus Mary Hardin-Baylor (Nov. 13) ... **has 46 offensive rebounds, the most on the team** ... responsible for three of UTA's six double-figure rebound games: 10 at San Diego State (Nov. 20), 10 at Oral Roberts (Dec. 16) and a **career-high 11 versus ULM (Jan 15)**, five of which came on the offensive end ... 11 games of 5+ rebounds ... team-best three steals, a personal high, at Oklahoma (Dec. 19) ... **most points versus a D-I opponent with eight at ULM (Feb. 10).**

**2020-21 IN HIGH SCHOOL:** Averaged 17 points, 10 rebounds and two blocks per game as a senior ... named to the Class 6A First Team All-District and All-Region teams.

## GAME-BY-GAME STATS

## PAINT TOUCHES

• Father was in the Marines and the family moved often: born in San Diego and lived in California before moving to Virginia when he was in 4th grade; spent 6th-9th grade in Japan before settling in Texas.

• Older brother, Davion, is in the Air Force.

• Loves all juice, but Lemonade is his go-to drink.

• Call him: Tez.

• Favorite food while in Japan was the Japanese fried rice.

• Played football and participated in track and field before moving to Texas; once in high school he focused solely on basketball.

## MISCELLANEOUS

	Season	Career
Double-Figure Points	1	1
Double-Doubles		
20+ Points		
Double-Figure Rebounds	3	3
3+ Blocks		

• Led Waxahachie HS to a 20-3 record and a district championship, finishing No. 2 in the state and No. 13 in the nation by MaxPreps last year.

• Accomplished something that no other player ever has at the 2021 DFW High School All-Star Showcase – which featured 11 Division-I signees at the time – when he was named both the Unsigned Diamonds MVP and the All-Star MVP.

## CAREER STATS

Season	GP-GS	Min/Avg	Total FG-FGA	Pct	3-Ptr FG-FGA	Pct	F-Throws FT-FTA	Pct	Rebounds Off	Def	Tot	Avg	PF	FO	A	TO	Blk	Stl	Pts	Avg
2021-22	26-5	385/14.8	39-81	.481	1-10	.100	7-18	.389	46	64	110	4.2	40	1	23	20	4	18	86	3.3
Total	26-5	385/14.8	39-81	.481	1-10	.100	7-18	.389	46	64	110	4.2	40	1	23	20	4	18	86	3.3



# ANTONIO ROMANELLI

# 15

Fr. G 6-0 170 Sydney, Australia  
Spring Creek Academy



ROW-muh-nelly



@antonio\_romanelli15

## BIO BLAST

### CAREER OVERVIEW

**Career-High Points:** 3, 2x, Last vs. Mary Hardin-Baylor (11/13/21)

**Career-High Rebounds:** 4 vs. Dallas Christian (12/17/20)

**Career-High Assists:** 1, 3x, Last @ Oklahoma State (11/9/21)

2020-21 Sun Belt Conference Academic Honor Roll

### AS A FRESHMAN (2020-21)

Played in three games as a walk-on ... made his collegiate debut against Hardin-Simmons (Dec. 11), logging seven minutes of action ... scored his first-career points opposite Dallas Christian (Dec. 17) on a 3-pointer ... also pulled down four rebounds and passed out an assist in that contest ... played a season-high nine minutes versus Howard Payne (Dec. 22), grabbing a rebound and issuing an assist.

### HIGH SCHOOL

Played two years at Spring Creek – the first two years the academy had a basketball team – and averaged 13.9 points and 3.9 assists as a senior ... shot 81 percent from the free-throw line and 43 percent from the field.

### PERSONAL

Played his club ball with TRT Basketball Academy ... lived in Sydney until he was 3 years old; Melbourne until he was 8; Malaysia for one year; Singapore for seven years from age 9-16 and now Plano for the last five years ... started playing basketball when he was in Melbourne between ages 6-7 ... graduated from high school with a 4.0 GPA and a 1310 SAT ... student council treasurer and National Honor Society member ... also served as an IT support administrator at Spring Creek ... mechanical engineer major who is thinking about double majoring in aerospace engineering ... aspires to be a business entrepreneur.

Season	GP-GS	Min/Avg	Total		3-Ptr		F-Throws		Rebounds				PF	FO	A	TO	Blk	Stl	Pts	Avg
			FG-FGA	Pct	FG-FGA	Pct	FT-FTA	Pct	Off	Def	Tot	Avg								
2020-21	3-0	24/8.0	1-7	.143	1-6	.167	0-0	.000	1	4	5	1.7	0	0	2	1	0	0	3	1.0
2021-22	3-0	7/2.3	1-3	.333	1-2	.500	1-2	.500	0	1	1	0.3	0	0	1	0	0	0	4	1.3
Total	6-0	31/5.2	2-10	.200	2-8	.250	1-2	.500	1	5	6	1.0	0	0	3	1	0	0	7	1.2



# NATHANIEL SPURGEON

# 55

Sr. G 6-0 165 Azle, Texas  
Texas Wesleyan | Homeschooled



spurr-GIN



@natespurgeon55



@nathanielspurgeon

## BIO BLAST

Not expected to play this season after tearing his left meniscus in the preseason following a non-contact injury ... homeschooled in high school, playing club basketball for the Weatherford Express ... named Third Team All-Nation as a homeschooler ... attended Texas Wesleyan in 2018 before transferring to UT Arlington later that same year ... joined the men's basketball program as a student manager in August of 2019, and remained in that role for the 2019-20 and 2020-21 seasons ... walked-on as a player in advance of the 2021-22 season ... advertising major.

Season	GP-GS	Min/Avg	Total		3-Ptr		F-Throws		Rebounds				PF	FO	A	TO	Blk	Stl	Pts	Avg
			FG-FGA	Pct	FG-FGA	Pct	FT-FTA	Pct	Off	Def	Tot	Avg								
2021-22	0-0	0/0.0	0-0	.000	0-0	.000	0-0	.000	0	0	0	0.0	0	0	0	0	0	0	0	0.0
Total	0-0	0/0.0	0-0	.000	0-0	.000	0-0	.000	0	0	0	0.0	0	0	0	0	0	0	0	0.0



## STARTING LINEUPS GAME-BY-GAME

DATE	OPPONENT	PG	SG	SF	PF	C	RECORD / LINEUP
Nov. 9	@ <sup>RV</sup> Oklahoma State	Levi	Elame	Azore	Castro	Akobundu-Ehiogu	0-1 (1)
Nov. 13	Mary Hardin-Baylor	Levi	Castro	Azore	Young Jr.	Wilson	1-0 (2)
Nov. 16	Abilene Christian	Levi	Castro	Azore	Rojas	Akobundu-Ehiogu	0-1 (3)
Nov. 18	@ North Texas	Levi	Castro	Azore	Rojas	Akobundu-Ehiogu	0-2 (3)
Nov. 20	@ San Diego State	Levi	Castro	Azore	Young Jr.	Akobundu-Ehiogu	0-1 (4)
Nov. 27	@ <sup>RV</sup> Utah State	Levi	Castro	Azore	Young Jr.	Akobundu-Ehiogu	0-2 (4)
Nov. 29	@ UC Santa Barbara	Levi	Castro	Azore	Wilson	Mwamba	1-0 (5)
Dec. 7	Nevada			Canceled (COVID)			
Dec. 11	Lamar	Levi	Castro	Azore	Mwamba	Akobundu-Ehiogu	1-0 (6)
Dec. 16	@ Oral Roberts	Levi	Castro	Azore	Mwamba	Akobundu-Ehiogu	1-1 (6)
Dec. 19	@ <sup>RV</sup> Oklahoma	Levi	Bischoff	Azore	Mwamba	Akobundu-Ehiogu	0-1 (7)
Dec. 22	Howard Payne	Levi	Bischoff	Elame	Mwamba	Akobundu-Ehiogu	1-0 (8)
Dec. 30	South Alabama*	Levi	Bischoff	Azore	Mwamba	Akobundu-Ehiogu	1-1 (7)
Jan. 1	Troy*	Levi	Bischoff	Azore	Mwamba	Akobundu-Ehiogu	2-1 (7)
Jan. 6	@ Georgia State*	Levi	Elame	Azore	Mwamba	Akobundu-Ehiogu	1-0 (9)
Jan. 8	@ Georgia Southern*	Levi	Elame	Azore	Mwamba	Akobundu-Ehiogu	1-1 (9)
Jan. 13	Louisiana*	Levi	Talbot	Young Jr.	Mwamba	Akobundu-Ehiogu	1-0 (10)
Jan. 15	ULM*	Levi	Talbot	Elame	Mwamba	Akobundu-Ehiogu	0-1 (11)
Jan. 20	@ Arkansas State*	Levi	Elame	Azore	Mwamba	Akobundu-Ehiogu	1-2 (9)
Jan. 22	@ Little Rock*	Levi	Elame	Azore	Mwamba	Akobundu-Ehiogu	1-3 (9)
Jan. 27	Texas State*	Levi	Bischoff	Azore	Mwamba	Akobundu-Ehiogu	3-1 (7)
Jan. 29	@ Texas State*	Levi	Bischoff	Azore	Mwamba	Akobundu-Ehiogu	3-2 (7)
Feb. 3	Coastal Carolina*			Canceled (Weather)			
Feb. 5	App State*	Levi	Bischoff	Azore	Mwamba	Akobundu-Ehiogu	3-3 (7)
Feb. 10	@ ULM*	Levi	Bischoff	Azore	Mwamba	Akobundu-Ehiogu	3-4 (7)
Feb. 12	@ Louisiana*	Hoiberg	Talbot	Azore	Young Jr.	Wilson	1-0 (12)
Feb. 17	Little Rock*	Levi	Elame	Azore	Mwamba	Akobundu-Ehiogu	2-3 (9)
Feb. 19	Arkansas State*	Levi	Bischoff	Azore	Mwamba	Akobundu-Ehiogu	3-5 (7)
Feb. 24	@ Troy*						
Feb. 26	@ South Alabama*						
Mar. 3	SBC First Round						
Mar. 5	SBC Quarterfinals						
Mar. 6	SBC Semifinals						
Mar. 7	SBC Final						

## HALFTIME STATISTICAL COMPARISONS

### FOR UTA...

Most 1st-Half Points..... 59 vs. Howard Payne (Dec. 22)  
 Fewest 1st-Half Points..... 12 @ North Texas (Nov. 18)

Most 2nd-Half Points ..... 61 vs. Mary Hardin-Baylor (Nov. 13)  
 Fewest 2nd-Half Points ..... 21 vs. ULM (Jan. 15)

Largest Halftime Lead ..... 45 (59-14) vs. Howard Payne (Dec. 22)  
 Largest Halftime Deficit..... 31 (43-12) @ North Texas (Nov. 18)

### FOR OPPONENT...

Most 1st-Half Points..... 43, 2x, Last: North Texas (Nov. 18)  
 Fewest 1st-Half Points..... 12, Lamar (Dec. 11)

Most 2nd-Half Points ..... 50, App State (Feb. 5)  
 Fewest 2nd-Half Points ..... 21, North Texas (Nov. 18)

# ALL GAME BOX SCORES AND SUMMARIES

## @RV OKLAHOMA STATE

L, 88-45

UT Arlington - 45														
Record: 0-1														
NO.	Name	Min	FG	3P	FT	Rebounds	Fouls	TP	AS	TO	ST	Blocks		
			MA	MA	MA	OR	DR	PF	FF			BA		
0	Kadirochi Akobundu-Ehigbo	15:31	2-4	0-0	0-0	0	0	3	1	4	1	2		
1	Javon Levi	10:45	2-5	0-0	0-0	1	4	5	1	4	1	0		
4	David Azore	06:42	2-9	0-3	2-3	0	1	2	4	0	0	1		
20	Nicolas Elame	17:46	2-6	0-4	0-2	1	0	1	1	4	2	1		
21	Pedro Castro	04:04	4-6	1-3	0-0	1	3	4	1	0	2	0		
23	Patrick Mwamba	16:48	0-5	0-4	1-2	1	2	3	2	1	0	0		
10	Jack Holberg	17:47	0-2	0-0	0-0	1	0	1	1	0	0	0		
12	Lazaro Rojas	14:28	1-3	0-0	0-1	0	4	4	1	1	2	0		
5	Brandyn Tabot	17:15	1-4	1-4	0-0	2	2	0	0	0	2	0		
22	Shemar Wilson	11:50	3-4	0-1	0-2	1	1	2	2	3	6	0		
24	Montez Young Jr.	12:38	0-0	0-0	0-0	1	2	3	0	6	0	1		
15	Antonio Romanelli	00:19	0-0	0-0	0-0	1	1	0	0	3	1	0		
Team			1			0			0			0		
Totals			20-53	2-20	3-10	8	20	28	17	13	45	6		

Shooting By Period	
1st	50%
2nd	37%
3rd	0%
4th	0%
OT	0%
Shooting By Half	
1st	42%
2nd	20%
Shooting By Team	
UT Arlington	50%
UT Dallas	37%

Shooting By Period												
1 <sup>st</sup>	2 <sup>nd</sup>	3 <sup>rd</sup>	4 <sup>th</sup>	OT	FT	GM	FG	3P	FT	GM	FG	3P
0-10	0-0%	0-0%	0-0%	0-0%	0-0%	0-0%	0-0%	0-0%	0-0%	0-0%	0-0%	0-0%
3PT%	2-3	66.7%	0-0	0-0	0-0	0-0	0-0	0-0	0-0	0-0	0-0	0-0
2 <sup>nd</sup> FG	14-26	53.8%	0-0	0-0	0-0	0-0	0-0	0-0	0-0	0-0	0-0	0-0
3PT%	2-10	20.0%	0-0	0-0	0-0	0-0	0-0	0-0	0-0	0-0	0-0	0-0
FT%	1-7	14.3%	0-0	0-0	0-0	0-0	0-0	0-0	0-0	0-0	0-0	0-0
GM FG	20-53	37.7%	0-0	0-0	0-0	0-0	0-0	0-0	0-0	0-0	0-0	0-0
3PT%	2-20	10.0%	0-0	0-0	0-0	0-0	0-0	0-0	0-0	0-0	0-0	0-0
FT%	3-10	30.0%	0-0	0-0	0-0	0-0	0-0	0-0	0-0	0-0	0-0	0-0

Dead Ball Rebounds: 1

Oklahoma St. - 88														
Record: 1-0														
NO.	Name	Min	FG	3P	FT	Rebounds	Fouls	TP	AS	TO	ST	Blocks		
			MA	MA	MA	OR	DR	PF	FF			BA		
33	Moussa Cisse	C 17:28	7-9	0-0	3-6	4	6	10	2	6	17	1		
9	Avery Anderson, III	G 28:11	4-10	3-5	2-2	0	4	0	2	18	5	3		
4	Donovan Williams	G 16:11	1-5	1-2	4-4	1	3	4	0	4	7	0		
5	Rondel Walker	G 24:27	2-7	0-3	0-0	1	1	2	1	1	4	4		
13	Isaac Ukeude	G 0:21	1-1	1-1	0-0	0	1	1	0	2	6	1		
1	Bryce Thompson	25:06	8-12	2-5	0-0	1	2	3	0	14	0	2		
12	Matthew-Alexander Moncrieffe	21:34	6-9	0-0	1-1	2	4	6	1	1	13	1		
20	Keylan Boone	19:45	3-5	2-3	0-0	5	3	8	1	1	8	3		
23	Tyreek Smith	11:54	0-2	0-1	0-0	0	2	2	1	0	0	0		
24	Woody Newton	1:31	0-0	0-0	0-0	0	0	0	0	0	0	0		
25	Bernard Kouma	03:52	1-2	0-0	1-2	1	1	2	0	1	3	0		
15	Carson Sager	01:24	0-1	0-0	2-2	1	0	1	0	1	2	0		
25	Weston Church	01:24	1-2	0-0	1-0	1	1	1	0	0	0	0		
Team			0			0			0			0		
Totals			33-71	9-25	13-17	19	31	50	13	17	88	20	15	

Shooting By Period		
1 <sup>st</sup> FG	15-33	45.45%
2 <sup>nd</sup> FG	17-39	43.59%
3 <sup>rd</sup> FG	8-18	44.44%
4 <sup>th</sup> FG	9-20	45.00%
5 <sup>th</sup> FG	1-3	33.33%
2 <sup>nd</sup> FT	13-18	47.40%
3 <sup>rd</sup> FT	11-14	78.57%
4 <sup>th</sup> FT	9-9	100.00%
GM FGM	33-71	46.48%
GM FT	25-32	78.13%

Detail By Rebounds:		
OR	31	50.00%
DR	19	30.94%
BA	20	31.06%

Technical Fouls: Team 1 20:00

Points from												
UT	OSU	Turnovers	1st	2nd	TOT	1st	2nd	TOT	1st	2nd	TOT	1st
1 (1 <sup>st</sup> 20:00)	47 (2 <sup>nd</sup> 1:30)	10	34	14	48	14	31	45	14	31	45	14
Best Scoring Run	6 (2 <sup>nd</sup> 0:03)	16 (1 <sup>st</sup> 11:24)	28	44	72	28	44	72	28	44	72	28
Lead Changes	0	2	2	2	4	2	2	4	2	2	4	2
Times Tied	0	6	28	45	88	0	6	28	45	88	0	6
Time with Lead	00:30	39:30	18	45	63	00:30	39:30	69	18	45	63	00:30

## MARY HARDIN-BAYLOR

W, 104-75

Mary Hardin-Baylor - 75																
Record: 1-0																
NO.	Name	Min	FG	3P	FT	Rebounds	Fouls	TP	AS	TO	ST	Blocks				
			MA	MA	MA	OR	DR	PF	FF			BA				
1	Ty Prince	F 32:38	2-11	0-1	0-0	2	3	5	2	4	5	3				
24	Sam Reeves	F 12:57	1-4	1-3	0-0	0	0	0	1	3	0	0				
32	Nathan Slotz	F 21:33	3-10	2-7	0-1	2	0	2	4	1	8	2				
4	Joshua Johnson	G 20:18	0-8	1-4	0-0	0	3	3	4	6	2	1				
10	Carson Hammond	G 30:34	6-12	4-9	0-0	2	3	5	1	1	16	4				
25	Luke Feely	18:15	0-4	0-0	1-2	0	2	0	2	0	1	4				
13	Frederick Shields	13:25	1-6	0-2	2-4	1	0	1	0	2	2	4				
3	Payton Brooks	11:55	4-6	3-5	2-2	0	0	0	0	2	3	1				
30	Kyle Wright	13:56	1-2	0-1	0-0	1	0	1	1	2	3	1				
12	Bradyn Dawes	18:48	6-8	4-6	0-0	1	2	3	0	1	16	0				
21	Brady Boyd	04:36	0-1	0-1	0-0	0	0	0	0	0	0	0				
20	Jacob Paske	02:15	0-0	0-0	0-0	0	0	0	0	0	0	0				
Team			2			3			5			1				
Totals			25-72	15-39	10-15	13	14	27	12	16	75	18	11	2	4	29

Shooting FG		37%	FG	37%
3P		0%	3P	0%
FT		64%	FT	64%
2nd FG		37%	2nd FG	37%
3rd FG		37%	3rd FG	37%
GM FG		37%	GM FG	37%
3PT FG		37%	3PT FG	37%
FT FG		100%	FT FG	100%
Cloned FT		0%	Cloned FT	0%

Technical Fouls: NONE

UT Arlington - 104																
Record: 1-1																
NO.	Name	Min	FG	3P	FT	Rebounds	OR	DR	Fouls	TP	AS	TO	Blocks	BA	W+	
			MA	MA	MA	MA	OR	DR	PF	FF						
22	Shemar Wilson	F 14:37	6-6	0-0	3-4	4	3	7	2	2	1	0	0	0	0	
24	Montez Young Jr.	F 21:33	6-9	0-1	0-0	2	3	5	1	1	12	2	1	2	0	
1	Javon Levi	G 26:22	5-7	2-2	0-0	2	2	2	2	2	12	2	0	0	0	
4	David Azore	G 2:38	5-10	0-2	0-0	1	4	5	0	3	16	1	2	2	0	
21	Pedro Castro	C 27:34	3-8	0-3	0-0	0	8	8	1	0	6	3	1	2	1	
0	Kadirochi Akobundu-Ehigbo	19:54	5-5	0-0	0	5	5	1	0	10	1	1	2	0	18	
20	Nicolas Elame	21:56	7-8	2-2	1-1	0	2	2	2	2	2	2	2	1	0	
5	Brandyn Tabot	16:38	2-5	1-4	0-0	0	3	3	1	0	6	2	3	1	0	
10	Jack Holberg	16:22	1-5	0-4	0-0	1	3	3	1	2	5	2	0	0	0	
12	Lazaro Rojas	05:50	2-2	0-0	2-2	1	3	4	1	1	6	1	2	0	0	
15	Antonio Romanelli	02:06	1-2	1-2	0-0	0	0	0	0	0	0	0	0	0	0	
Team			2			2			3			0				
Totals			43-67	7-21	11-12	11	36	47	16	12	104	28	16	4	2	29

Shooting %

3PT% 21.4

FT% 50.0

FG% 35.8

3PT% 57.1

FT% 64.3

FG% 50.0

3PT% 11.1

FT% 71.4

Dead Ball %

Technical Fouls: NONE

Points from												
UT	MHB	Turnovers	1st	2nd	TOT	1st	2nd	TOT	1st	2nd	TOT	1st
1 (1 <sup>st</sup> 16:51)	31 (2 <sup>nd</sup> 0:10)	25	21	46	66	16	68	84	16	68	84	16
Best Scoring Run	6 (1 <sup>st</sup> 16:51)	11 (2 <sup>nd</sup> 16:09)	11	13	24	11	13	24	11	13	24	11
Lead Changes	2	14	28	43	61	2	14	28	43	61	2	14
Times Tied	1	14	28	43	61	1	14	28	43	61	1	14
Time with Lead	00:13	37:11	36	44	80	00:13	37:11	48	36	44	80	00:13

## ABILENE CHRISTIAN

L, 80-71 (OT)

Abilene Christian - 80																																																																																																																																																																																																																																																																																																																																																																																																																																																																																																																																																																																																																																																																																																																																																																																																																																																																																																																																																																																																																																																																																																					
Record: 1-2																																																																																																																																																																																																																																																																																																																																																																																																																																																																																																																																																																																																																																																																																																																																																																																																																																																																																																																																																																																																																																																																																																					
NO.	Name	Min	FG	3P	FT	Rebounds	Fouls	TP	AS	TO	ST	Blocks	+	Shooting																																																																																																																																																																																																																																																																																																																																																																																																																																																																																																																																																																																																																																																																																																																																																																																																																																																																																																																																																																																																																																																																																							
			MA	MA	MA	OR	DR	PF	FF			BA																																																																																																																																																																																																																																																																																																																																																																																																																																																																																																																																																																																																																																																																																																																																																																																																																																																																																																																																																																																																																																																																																									
5	Cameron Steele	F 31:06	2-9	2-5	0-0	1	2	3	2	0	6	1	0	0	3PT																																																																																																																																																																																																																																																																																																																																																																																																																																																																																																																																																																																																																																																																																																																																																																																																																																																																																																																																																																																																																																																																																						
23	Akron Simmons	F 31:06	1-5	0-1	1-4	2-2	1	3	5	2	3	1	1	0	2	FF																																																																																																																																																																																																																																																																																																																																																																																																																																																																																																																																																																																																																																																																																																																																																																																																																																																																																																																																																																																																																																																																																					
4	Damien Daniels	G 30:24	2-10	0-3	2-3	2	4	6	2	2	6	2	3	0	2	7	FF																																																																																																																																																																																																																																																																																																																																																																																																																																																																																																																																																																																																																																																																																																																																																																																																																																																																																																																																																																																																																																																																																				
10	Reggie Miller	G 35:39	1-9	0-2	2-4	2	5	7	4	3	4	4	3	0	2	7	FF																																																																																																																																																																																																																																																																																																																																																																																																																																																																																																																																																																																																																																																																																																																																																																																																																																																																																																																																																																																																																																																																																				
12	Maki Morris	G 28:40	6-10	1-3	7-8	2	7	9	3	6	20	1	2	0	0	0	FF																																																																																																																																																																																																																																																																																																																																																																																																																																																																																																																																																																																																																																																																																																																																																																																																																																																																																																																																																																																																																																																																																				
11	Tobias Cameron	16:38	2-5	0-1	1-2	2	1	3	1	2	5	1	2	3	0	0	FF																																																																																																																																																																																																																																																																																																																																																																																																																																																																																																																																																																																																																																																																																																																																																																																																																																																																																																																																																																																																																																																																																				
20	Coryon Mason	34:07	5-12	2-3	9-9	2	1	3	2	7	21	1	1	0	1	0	FF																																																																																																																																																																																																																																																																																																																																																																																																																																																																																																																																																																																																																																																																																																																																																																																																																																																																																																																																																																																																																																																																																				
25	Immanuel Allen	21:21	2-6	2-2	5-6	4	1	5	3	6	11	2	0	0	0	0	FF																																																																																																																																																																																																																																																																																																																																																																																																																																																																																																																																																																																																																																																																																																																																																																																																																																																																																																																																																																																																																																																																																				
15	Furaha Cadeaux de Dieu	07:34	0-0	0-0	2-2	0	0	0	2	2	2	0	1	1	0	0	FF																																																																																																																																																																																																																																																																																																																																																																																																																																																																																																																																																																																																																																																																																																																																																																																																																																																																																																																																																																																																																																																																																				
34	Yusuf Gai	03:10	0-0	0-0	0-0	0	1	1	1	0	0	0	0	0	0	0	FF																																																																																																																																																																																																																																																																																																																																																																																																																																																																																																																																																																																																																																																																																																																																																																																																																																																																																																																																																																																																																																																																																				
0	Jr Sean Jackson	02:25	1-1	0-0	0-0	0	0	0	0	0	0	0	0	0	0	0	FF																																																																																																																																																																																																																																																																																																																																																																																																																																																																																																																																																																																																																																																																																																																																																																																																																																																																																																																																																																																																																																																																																				
Totals													23	9	0	0	0	0	0	0	0	0	0	0	0	0	0	0	0	0	0	0	0	0	0	0	0	0	0	0	0	0	0	0	0	0	0	0	0	0	0	0	0	0	0	0	0	0	0	0	0	0	0	0	0	0	0	0	0	0	0	0	0	0	0	0	0	0	0	0	0	0	0	0	0	0	0	0	0	0	0	0	0	0	0	0	0	0	0	0	0	0	0	0	0	0	0	0	0	0	0	0	0	0	0	0	0	0	0	0	0	0	0	0	0	0	0	0	0	0	0	0	0	0	0	0	0	0	0	0	0	0	0	0	0	0	0	0	0	0	0	0	0	0	0	0	0	0	0	0	0	0	0	0	0	0	0	0	0	0	0	0	0	0	0	0	0	0	0	0	0	0	0	0	0	0	0	0	0	0	0	0	0	0	0	0	0	0	0	0	0	0	0	0	0	0	0	0	0	0	0	0	0	0	0	0	0	0	0	0	0	0	0	0	0	0	0	0	0	0	0	0	0	0	0	0	0	0	0	0	0	0	0	0	0	0	0	0	0	0	0	0	0	0	0	0	0	0	0	0	0	0	0	0	0	0	0	0	0	0	0	0	0	0	0	0	0	0	0	0	0	0	0	0	0	0	0	0	0	0	0	0	0	0	0	0	0	0	0	0	0	0	0	0	0	0	0	0	0	0	0	0	0	0	0	0	0	0	0	0	0	0	0	0	0	0	0	0	0	0	0	0	0	0	0	0	0	0	0	0	0	0	0	0	0	0	0	0	0	0	0	0	0	0	0	0	0	0	0	0	0	0	0	0	0	0	0	0	0	0	0	0	0	0	0	0	0	0	0	0	0	0	0	0	0	0	0	0	0	0	0	0	0	0	0	0	0	0	0	0	0	0	0	0	0	0	0	0	0	0	0	0	0	0	0	0	0	0	0	0	0	0	0	0	0	0	0	0	0	0	0	0	0	0	0	0	0	0	0	0	0	0	0	0	0	0	0	0	0	0	0	0	0	0	0	0	0	0	0	0	0	0	0	0	0	0	0	0	0	0	0	0	0	0	0	0	0	0	0	0	0	0	0	0	0	0	0	0	0	0	0	0	0	0	0	0	0	0	0	0	0	0	0	0	0	0	0	0	0	0	0	0	0	0	0	0	0	0	0	0	0	0	0	0	0	0	0	0	0	0	0	0	0	0	0	0	0	0	0	0	0	0	0	0	0	0	0	0	0	0	0	0	0	0	0	0	0	0	0	0	0	0	0	0	0	0	0	0	0	0	0	0	0	0	0	0	0	0	0	0	0	0	0	0	0	0	0	0	0	0	0	0	0	0	0	0	0	0	0	0	0	0	0	0	0	0	0	0	0	0	0	0	0	0	0	0	0	0	0	0	0	0	0	0	0	0	0	0	0	0	0	0	0	0	0	0	0	0	0	0	0	0	0	0	0	0	0	0	0	0	0	0	0	0	0	0	0	0	0	0	0	0	0	0	0	0	0	0	0	0	0	0	0	0	0	0	0	0	0	0	0	0	0	0	0	0	0	0	0	0	0	0	0	0	0	0	0	0	0	0	0	0	0	0	0	0	0	0	0	0	0	0	0	0	0	0	0	0	0	0	0	0	0	0	0	0	0	0	0	0	0	0	0	0	0	0	0	0	0	0	0	0	0	0	0	0	0	0	0	0	0	0	0	0	0	0	0	0	0	0	0	0	0	0	0	0	0	0	0	0	0	0	0	0	0	0	0	0	0	0	0	0	0	0	0	0	0	0	0	0	0	0	0	0	0	0	0	0	0	0	0	0	0	0	0	0	0	0	0	0	0	0	0	0	0	0	0	0	0	0	0	0	0	0	0	0	0	0	0	0	0	0	0	0	0	0	0	0	0	0	0	0	0	0	0	0	0	0	0	0	0	0	0	0	0	0	0	0	0	0	0	0	0	0	0	0	0	0	0	0	0	0	0	0	0	0	0	0	0	0	0	0	0	0	0	0	0	0	0	0	0	0	0	0	0	0	0	0	0	0	0	0	0	0	0	0	0	0	0	0	0	0	0	0	0	0	0	0	0	0	0	0	0	0	0	0	0	0	0	0	0	0	0	0	0	0	0	0	0	0	0	0	0	0	0	0	0	0	0	0	0	0	0	0	0	0	0	0	0	0	0	0	0	0	0	0	0	0	0	0	0	0	0	0	0	0	0	0	0	0	0	0	0	0	0	0	0	0	0	0	0	0	0	0	0	0	0	0	0	0	0	0	0	0	0	0	0	0	0	0	0	0	0	0	0	0	0	0	0	0	0	0	0	0	0	0	0	0	0	0	0	0	0	0	0	0	0	0	0	0	0	0	0	0	0	0	0	0	0	0	0	0	0	0	0	0	0	0	0	0	0</



# ALL GAME BOX SCORES AND SUMMARIES

## @ NORTH TEXAS

L, 64-36

North Texas used an 18-0 1st-half run and UT Arlington was never able to threaten the Mean Green in a 64-36 setback.

Playing its second opponent in three days which won a game in the NCAA Tournament last season, UTA shot just 29 percent from the floor (12-42) and had its second-straight game of 20+ turnovers with 21.

After allowing UNT to shoot 48 percent (13-27) from the floor in the 1st half, UTA held the Mean Green to just 22 percent (6-27) in the 2nd half en route to actually out-scoring them, 24-21.

UNT only finished at 35 percent (19-54) from the field for the night, but the 21 UTA turnovers compared with 11 for the hosts resulted in a +17 edge in points off turnovers (26-9).

The 36 points for UTA are the 3rd-fewest in a single game in program history (31 at SMU on Dec. 16, 1989 and 35 versus Denver on Dec. 31, 2012). The 12 made field goals for the Mavs are tied for the fewest in program history with a dozen at the aforementioned SMU contest.

UT Arlington - 36												
Record: 1-3												
NO. Name	Min	FG	3P	FT	Rebounds	Fouls	TP	AS	TO	ST	Blocks	+/-
0 Kadrich Akobundu-Ehigbo	19:07	1-1	0-0	0-0	2 5 7	4 2	2	0	2	0	4	-18
12 Lazaro Rojas	18:41	2-3	0-1	0-0	1 0 1	3 0	4	0	2	1	1	-17
1 Javon Levi	15:04	0-0	0-0	0-0	1 3 4	1 2	0	1	4	0	0	-22
4 David Azore	25:06	0-6	0-1	5-5	0 3 3	0 2	5	0	2	0	0	-25
21 Pedro Castro	26:23	1-7	0-2	2-3	1 0 1	1 3	4	0	3	0	0	-23
24 Montez Young Jr.	16:36	2-4	0-0	2-8	2 6 8	3 5	6	1	1	0	2	-31
10 Jack Hobberg	25:12	2-4	0-1	0-1	1 3 4	3 2	4	1	3	1	0	-13
5 Brandy Talbot	16:52	2-4	1-3	0-0	0 1 1	1 1	0	5	0	0	0	-8
22 Shemar Wilson	16:24	0-2	0-0	2-4	1 2 3	3 3	2	0	0	0	1	-4
20 Nicolas Elame	20:35	2-7	0-2	0-0	0 1 1	3 2	6	0	1	0	0	-7
Team					1 1 2	2	0	0	0	0	0	-7
Totals		12-42	1-10	11-21	10 25 35	22 21	30	3	21	2	7	-28

Shooting By Period												
1st FG%	1st 3PT%	1st FT%	2nd FG%	2nd 3PT%	2nd FT%	GM FG%	GM 3PT%	GM FT%	Dead Ball Rebounds	3.0		
41.1%	16.7%	60%	34.8%	0.0%	50%	28.6%	10.0%	52.4%				

North Texas - 64												
Record: 2-1												
NO. Name	Min	FG	3P	FT	Rebounds	Fouls	TP	AS	TO	ST	Blocks	+/-
4 Thomas Bell	23:12	5-10	3-5	6-6	1 5 6	4 4	19	2	5	1	1	27
3 Abou Ousmane	20:33	4-8	0-0	3-6	2 5 7	2 4	11	1	1	0	0	22
1 Mardex McBride	25:08	1-5	1-2	1 3 4	2 2 4	2 2	4	1	0	1	0	29
11 JJ Murray	05:11	0-1	0-1	0-0	1 1 1	0 1	0	2	0	1	0	22
15 Rubin Jones	02:44	2-6	0-1	0 2 2	1 2 6	1 2	1	0	1	0	1	27
5 Taylor Perry	25:52	3-6	2-4	4 4 4	1 2 3	2 4	12	2	1	4	0	23
44 Hammer Wright	12:08	1-2	0-0	3 4 0	1 1 1	4 3	5	0	0	0	0	11
2 Aaron Scott	05:51	0-1	0-1	0 0 0	1 2 3	4 0	1	0	1	0	0	11
23 Matthew Stone	10:44	0-2	0-2	0 0 0	1 2 3	0 0	1	0	0	0	0	-6
10 Jahmiah Simmons	07:19	0-2	0-1	0 0 0	2 0 2	2 1	0	0	0	0	0	-5
0 Rashed Browne	09:53	1-3	1-2	0 0 0	1 1 1	0 0	3	0	0	0	0	-5
12 Bryce Zepfir	05:38	0-2	0-2	0 0 0	2 2 2	0 0	3	0	0	1	0	-5
Team					4 2 6	0	0	0	0	0	0	0
Totals		19-54	9-29	17-23	14 27 41	21 22	64	11	11	8	2	7

Shooting By Period												
1st FG%	1st 3PT%	1st FT%	2nd FG%	2nd 3PT%	2nd FT%	GM FG%	GM 3PT%	GM FT%	Dead Ball Rebounds	3.0		
48.1%	53.3%	69.2%	22.2%	7.1%	89%	35.2%	31.0%	79.2%				

Points from												
UT Arlington	UNT	UT Arlington	UNT	UT Arlington	UNT	UT Arlington	UNT	UT Arlington	UNT	UT Arlington	UNT	UT Arlington
Biggest lead	0 (1st 2:00)	34 (2nd 12:02)	Turnovers	9	25	Period by Period Scoring						
Best Scoring Run	6 (2nd 2:05)	18 (1st 7:40)	Paint	12	18	1st	2nd	TOT				
Lead Changes	0	0	Second Chance	8	10	UTA	12	24	36			
Times Tied	0	0	Fast Breaks	0	1	UNT	43	21	64			
Time with Lead	00:00	39:32	Bench	21	24							

## @ SAN DIEGO STATE

L, 68-62

A resilient UT Arlington side put up a feisty effort in a hostile Viejas Arena environment, but eventually fell just short at San Diego State, 68-62.

Facing its third opponent in five days which went to the NCAA Tournament last year, UTA showed its resiliency and had the game tied, 46-46, with just over eight minutes remaining. However, a game-altering 9-0 run in response by the Aztecs was part of an extended 12-2 surge by the hosts, who opened up the first double-figure lead of the night for either side at 58-48 with five minutes to play. From there, the Mavericks were unable to get any closer than six – which they did four times in the closing four minutes.

UTA went head-to-head with the defending Mountain West Tournament and Regular Season Champions in front of nearly 12,000 vocal spectators, but ultimately the deciding factor came down to fouls and free throw shooting. The Mavs had two players foul out – Azore and Shemar Wilson – and had two other key members finish with four fouls as UTA was whistled for 26 fouls compared with 18 for SDSU. All told, that led to the Aztecs finishing an incredible 30-34 from the free throw line (88.2 percent) compared with just 7-13 (53.8 percent) for the Mavs – a differential of +23 in points.

UT Arlington - 62												
Record: 1-4												
NO. Name	Min	FG	3P	FT	Rebounds	Fouls	TP	AS	TO	ST	Blocks	+/-
0 Kadrich Akobundu-Ehigbo	20:17	0-3	0-0	0-0	1 0 1	4 1	0	0	1	0	4	-6
24 Montez Young Jr.	25:59	0-6	0-1	0 0 0	5 5 10	0 1	0	3	1	2	0	-7
1 Javon Levi	31:44	2-8	0-0	1 4 2	2 4 7	5 5	15	4	2	2	0	-9
4 David Azore	36:53	5-16	0-2	5 7 2	2 2 5	8 15	0	4	1	0	2	0
21 Pedro Castro	35:05	7-15	3 7 0	1 4 5	1 0 1	0 17	2	3	1	1	0	-8
22 Shemar Wilson	11:34	2-2	0-0	0 0 0	2 2 5	0 4	0	1	0	0	0	-1
10 Jack Hobberg	18:56	3-6	2-3	0 0 1	1 2 2	1 8	1	0	0	0	0	1
20 Nicolas Elame	11:22	5-8	0-1	1-2	3 3 4	4 2	11	0	1	0	0	-1
12 Lazaro Rojas	09:09	1-1	0-0	0 0 0	0 0 0	3 0	2	0	0	0	0	-1
Team					4 1 5	0	0	0	0	0	0	0
Totals		25-65	5-14	7-13	17 17 34	26 17	62	10	13	6	5	-6

Shooting By Period												
1st FG%	1st 3PT%	1st FT%	2nd FG%	2nd 3PT%	2nd FT%	GM FG%	GM 3PT%	GM FT%	Dead Ball Rebounds	5.3		
46.2%	40.0%	66.7%	33.3%	33.3%	50%	33.3%	33.3%	53.8%				

San Diego State - 68												
Record: 3-1												
NO. Name	Min	FG	3P	FT	Rebounds	Fouls	TP	AS	TO	ST	Blocks	+/-
0 Keshad Johnson	25:10	2-4	0-0	4 4 2	5 7 2	2 8	3	0	0	1	0	0
31 Nathan Mensah	20:57	3-8	0-0	3 5 2	2 4 3	5 9	1	5	0	3	2	3
3 Matt Bradley	33:16	3-9	2-5	7 7 1	5 6 3	4 15	3	2	0	0	0	4
4 Trey Pulliam	30:37	2-6	2-2	5 5 0	1 1 4	2 11	2	1	1	0	1	5
5 Lamont Butler	30:00	3-7	1-2	2 3 0	4 4 2	4 9	3	2	3	0	1	5
2 Adam Seko	16:30	0-4	0-3	2 2 0	1 1 1	0 12	0	1	0	0	0	-4
20 Chad Baker-Mazara	09:50	0-3	0-1	2 2 0	0 0 2	2 2	1	1	0	1	1	-1
22 Joshua Tomaic	21:55	2-2	0-0	5 6 3	3 1 4	2 5	9	0	3	0	0	2
10 Keith Dwindle	11:55	1-3	1-2	0 0 0	0 2 0	0 1	0	0	0	0	0	7
Team					3 2 5	0	0	0	0	0	0	0
Totals		16-46	6-15	30-34	11 23 34	18 26	68	13	17	4	5	5

Shooting By Period												
1st FG%	1st 3PT%	1st FT%	2nd FG%	2nd 3PT%	2nd FT%	GM FG%	GM 3PT%	GM FT%	Dead Ball Rebounds	5.3		
50.0%	0.0%	92.9%	33.3%	44.4%	88%	44.4%	0.0%	88.2%				

Points from												
UT Arlington	SDSU	UT Arlington	SDSU	UT Arlington	SDSU	UT Arlington	SDSU	UT Arlington	SDSU	UT Arlington	SDSU	UT Arlington
Biggest lead	5 (1st 13:11)	10 (2nd 5:46)	Turnovers	23	16	Period by Period Scoring						
Best Scoring Run	9 (2nd 8:38)	9 (1st 6:16)	Paint	20	16	1st	2nd	TOT				
Lead Changes	2	0	Second Chance	13	11	UTA	28	34	62			
Times Tied	4	0	Fast Breaks	10	22							
Time with Lead	06:41	31:10	Bench	25	16							

## @ RV UTAH STATE

L, 80-61

Utah State used a game-altering 2nd-half run to run away from UT Arlington Saturday night, 80-61, inside the Dee Glen Smith Spectrum.

Facing a Utah State team which was receiving votes in the coaches poll, UTA only trailed by seven near the middle stages of the 2nd half, but a 14-0 Aggies' run from the 11-minute mark to the 6-minute mark put the contest out of reach for the Mavericks.

Playing without its 3rd-leading scorer in Nicolas Elame (7.6 points per game) due to a hamstring injury, the Mavs started the night hot from the field as they connected on 48 percent (13-27) in the 1st half. However, UTA only shot it at a 31-percent clip (9-29) in the 2nd half en route to finishing the night at 39 percent (22-56).

Facing its fourth-straight opponent which played in the NCAA Tournament last year, UTA allowed USU to shoot 52 percent from the floor (30-58). The Mavs entered the game ranked 30th in the country in defensive field goal percentage for the year (37.1), having allowed only one opponent all season to connect at better than 35 percent before this game (Oklahoma State: 47 percent).

UT Arlington - 61												
Record: 1-3												
NO. Name	Min	FG	3P	FT	Rebounds	Fouls	TP	AS	TO	ST	Blocks	+/-
		M	A	M	O	U	M					
0 Kadrich Akobundu-Ehigbo	16:54	1-3	0-0	1-1	3 1 4	2 2	3	1	2	0	1	-5
24 Montez Young Jr.	14:48	1-2	0-0	0 0 0	0 0 0	2 0	2	0	1	1	0	1
1 Javon Levi	31:00	4-11	0-1	6 6 4	0 4 4	5 14	4	3	2	0	0	-19
4 David Azore	32:55	7-17	1 4 2	2 2 0	3 3 2	17 2	3	1	0	0	0	-25
21 Pedro Castro	36:16	0-5	0-0	0 0 0	1 5 6	0 1	0	2	0	1	0	-2
12 Lazaro Rojas	16:39	3-4	0-0	2 2 4	6 6 3	8 0	0	2	1	0	0	-5
23 Patrick Mwamba	22:34	0-3	0-3	1 2 0	0 3 3	1 2	1	1	1	2	0	-19
3 Carson Bischoff	16:46	3-5	3-5	0 0 0	0 2 2	0 0	0	1	1	2	0	-7
22 Shemar Wilson	06:27	1-1	0-0	0 0 0	1 1 2	2 0	0	0	1	1	0	-6
10 Jack Hobberg	14			0 0 0	0 0 0	1 0 5	1	2	0	0	0	-10
5 Brandynt Taylor	01:09	0-0	0-0	0 0 0	0 0 0	0 0	0	0	0	0	0	0
Team												
Totals	22:56	12-56	12-13	7 23 30	17 15	61	11	15	8	4	0	-19

# ALL GAME BOX SCORES AND SUMMARIES

## @ UC SANTA BARBARA

W, 70-62

Shorthanded, plagued with foul trouble, mired in a four-game losing streak and playing its fifth-straight opponent which went to the NCAA Tournament a season ago.

None of it mattered for UT Arlington as the Mavericks picked up a massive win over the defending and preseason Big West Conference Champion UC Santa Barbara Gauchos inside The Thunderdome, 70-62.

UT Arlington - 70														
Record: 3-5														
NO.	Name	Min	FG	3P	FT	Rebounds	Fouls	TP	AS	TO	ST	Blocks		
			M/A	M/A	M/A	OR	DR	PF				BS		
22	Shemar Wilson	F 23:57	4-8	0-0	1-2	3	3	6	4	1	9	0		
23	Patrick Mwamba	F 22:22	0-5	2-4	2-2	1	4	5	4	2	10	1		
1	Javon Levi	G 24:27	1-4	0-0	0-2	1	2	3	4	3	2	6		
4	David Azore	G 23:36	3-13	0-3	5-7	0	2	2	3	4	11	3		
0	Pedro Castro	G 28:25	6-12	2-6	2-3	0	1	1	2	3	16	2		
0	Kaodirichi Akobundu-Ehiogu	16:22	3-4	0-0	0-0	2	6	8	4	0	2	0		
24	Montez Young Jr.	16:10	1-4	0-1	0-0	4	4	8	1	0	2	1		
3	Carson Bischoff	15:43	1-1	1-1	0-0	0	0	0	2	0	9	1		
10	Jack Holberg	18:42	1-6	0-1	0-0	3	7	10	0	7	11	3		
Team			0			2			0			0		
Totals			23-57			15-16			11-26			37-24		

Shooting By Period			
1st	FG%	14-34	41.2%
2nd	FG%	4-11	36.4%
3rd	FG%	1-1	100%
4th	FG%	9-23	39.1%
5th	FG%	1-5	20.0%
6th	FG%	18-24	75%
7th	FG%	25-37	67.6%
8th	FG%	5-16	31.3%
9th	FG%	19-25	76.0%
Dead Ball Rebounds: 4-0			

UC Santa Barbara - 62														
Record: 3-2														
NO.	Name	Min	FG	3P	FT	Rebounds	Fouls	TP	AS	TO	ST	Blocks		
			M/A	M/A	M/A	OR	DR	PF				BS		
5	Miles Norris	F 24:49	2-6	0-3	3-4	2	3	2	7	2	2	0		
12	Amadou Sow	F 32:18	10-15	1-1	2-6	4	3	7	3	23	1	4		
0	Josh Pierre-Louis	G 34:06	3-6	0-0	1-3	3	8	11	1	3	7	4		
0	Ajare Sami	G 22:23	0-7	0-2	2-2	0	1	1	4	2	3	0		
5	Ajay Mitchell	G 27:03	0-3	0-2	0-2	0	1	1	4	1	0	2		
10	Calvin Wiehart	30:09	4-10	2-5	0-1	1	3	4	2	3	10	2		
24	Robinson Idehen	18:54	4-5	0-0	3-4	1	3	4	2	3	11	0		
0	Sekou Touré	05:19	0-0	0-0	0-0	0	0	0	0	0	0	0		
1	Jay Nagle	01:00	0-0	0-0	0-0	0	0	1	1	0	0	0		
4	Cole Anderson	03:40	1-3	0-1	0-0	0	0	0	0	1	2	1		
Team			0			2			0			1		
Totals			24-55			13-14			11-25			36-20		

Shooting By Period			
1st	FG%	12-27	44.4%
2nd	FG%	6-10	60%
3rd	FG%	12-28	42.9%
4th	FG%	2-9	22.2%
5th	FG%	5-12	41.7%
6th	FG%	24-35	68.6%
7th	FG%	3-14	21.4%
8th	FG%	11-22	50.0%
Dead Ball Rebounds: 5-0			

UTA led for all but five minutes en route to snapping the nation's 6th-longest home winning streak at 20 in a row and collecting its first road top-100 non-conference win since the 2018 season opener at BYU.

The Mavs – who led for the final 28 minutes of the contest – possessed a 13-point advantage, 63-50, with four minutes remaining before UCSB clipped off an 8-0 run to pull within five with under 60 seconds to play. However, Azore put an end to that surge by knocking down a free throw, and following a big defensive stand Hoiberg hit a pair from the charity stripe to ice the game.

	UTA	UCSB	Points from		UTA	UCSB	Period by Period Scoring		
Biggest lead	13 (2 <sup>nd</sup> 6:19)	4 (1 <sup>st</sup> 14:30)	Turnovers	9	10	UTA	1st	2nd	TOT
Best Scoring Run	7(2 <sup>nd</sup> 17:23)	8(2 <sup>nd</sup> 1:39)	Paint	28	40		33	37	70
Lead Changes	1		Second Chance	8	14	UCSB	31	31	62
Times Tied	6		Fast Breaks	14	12				
Time with Lead	30:04	04:39	Bench	22	23				

## LAMAR

W, 56-47

UTA won its second-straight game despite 12 days in-between contests courtesy of a 56-47 victory over visiting Lamar. After UTA built a lead as large as 21 late in the 1st half, Lamar cut its deficit to as little as five in the 2nd half, but the Mavs allowed the Cardinals to get no closer, keeping the visitors at bay thanks to a trio of standout individual performances and a team-wide defensive effort.

UTA entered the day having played the 4th-hardest schedule of any team in the nation this year, and Lamar was incredibly the first Division-I opponent for the Mavs that did not participate in the NCAA Tournament last season.

Once again, too, the Mavs were without their full complement of players as 3rd-leading scorer Nicolas Elame (7.6) did not play as he recovers from a hamstring injury.

That didn't matter, though, at the end of the day as UTA used the strength of a big 1st half in which it held Lamar to just 10-percent shooting and only 12 points en route to a 19-point advantage after the opening 20 minutes.

Lamar University - 47														
Record: 2-8														
NO.	Name	Min	FG	3P	FT	Rebounds	Fouls	TP	AS	TO	ST	Blocks		
			M/A	M/A	M/A	OR	DR	PF				BS		
0	Lincoln Smith	F 27:22	1-9	0-1	0-0	3	7	10	2	0	0	1		
15	Deimian Reyes	F 07:59	0-1	0-0	0-0	0	0	0	0	0	0	1		
23	Mason Sengaur	F 30:53	3-6	1-1	3-3	3	6	9	4	2	10	0		
13	Davidon Buster	G 37:01	7-22	3-10	4-6	1	6	7	3	2	21	1		
20	C.J. Roberts	G 23:47	2-8	0-2	4-4	2	5	7	4	5	8	0		
12	Valentin Gatt	24:11	0-0	0-0	0-0	0	1	3	4	1	0	2		
24	Brook McClure	13:46	0-3	0-2	0-0	0	0	0	1	0	0	1		
2	Avontez Ledet	10:27	1-4	0-3	0-0	1	0	1	1	1	2	0		
14	Corey Nickerson	09:59	1-2	0-0	0-0	2	2	4	0	0	2	0		
22	Cassidy Brooks	14:35	1-4	0-1	0-0	0	0	0	0	0	2	1		
Team			0			3			0			1		
Totals			16-62			4-20			11-13			16-29		

Shooting By Period			
1st	FG%	3-29	10.3%
2nd	FG%	0-10	0.0%
3rd	FG%	6-9	66.7%
4th	FG%	13-33	39.4%
5th	FG%	3-10	30.0%
6th	FG%	4-10	40.0%
7th	FG%	5-5	100%
8th	FG%	16-22	72.7%
9th	FG%	4-20	20.0%
10th	FG%	11-13	84.6%
Dead Ball Rebounds: 1-0			

UT Arlington - 56														
Record: 3-5														
NO.	Name	Min	FG	3P	FT	Rebounds	Fouls	TP	AS	TO	ST	Blocks		
			M/A	M/A	M/A	OR	DR	PF				BS		
0	Kaodirichi Akobundu-Ehiogu	F 27:29	7-9	0-0	0-0	1	5	5	1	14	1	0		
23	Patrick Mwamba	F 28:17	4-11	2-7	0-0	4	3	7	1	2	10	1		
1	Javon Levi	G 20:12	2-6	1-4	0-0	1	4	5	2	1	5	4		
4	David Azore	G 35:01	3-11	1-5	9-10	0	6	6	1	6	16	4		
21	Pedro Castro	G 28:46	1-7	1-4	1-2	0	2	2	0	2	4	1		
3	Carson Bischoff	16:13	1-3	0-0	0-0	0	1	1	1	3	2	0		
12	Lazaro Rojas	12:10	2-6	0-0	0-1	0	4	4	2	0	2	1		
24	Montez Young Jr.	11:37	0-1	0-0	0-0	0	1	1	2	0	0	0		
10	Jack Holberg	11:15	0-2	0-1	0-1	0	2	2	1	1	0	1		
Team			3			3			0			0		
Totals			20-54			6-24			10-14			55-16		

Shooting By Period			
1st	FG%	10-34	29.4%
2nd	FG%	3-13	23.1%
3rd	FG%	4-6	66.7%
4th	FG%	8-26	30.8%
5th	FG%	3-11	27.3%
6th	FG%	6-8	75%
7th	FG%	20-34	58.8%
8th	FG%	3-5	60.0%
9th	FG%	10-14	71.4%
Dead Ball Rebounds: 0-0			

	LAM	UTA	Points from				LAM	UTA	Period by Period Scoring			
Biggest lead	2 (1 <sup>st</sup> 19:23)	21 (1 <sup>st</sup> 1:55)	Turnovers	13	20			1 <sup>st</sup>	2 <sup>nd</sup>	3 <sup>rd</sup>	TOT	
Best Scoring Run	7(2 <sup>nd</sup> 14:51)	12 (1 <sup>st</sup> 14:49)	Paint	16	24			LAM	12	35	47	
Lead Changes	1	1	Second Chance	13	7							
Times Tied	0	0	Fast Breaks	8	9			UTA	31	25	56	
Time with lead	00:18	20:05	Bench	6	7							



# ALL GAME BOX SCORES AND SUMMARIES

@RV OKLAHOMA

L, 70-50

UT Arlington - 99																				
Record: 3-7																				
NO.	Name	Min	FG	3P	FT	Rebounds	Fouls	TP	AS	TO	ST	Blocks	pts	+						
			M.A.	M.A.	M.A.	OR	DR	FF	FD			BS	BA							
0	Kadirichi Akobundu-Ehiogu	19:35	1-2	0-0	2-2	0	6	6	2	2	4	0	0	0	-15					
23	Patrick Mwamba	24:13	3-7	2-6	2-2	0	1	1	1	2	10	1	2	1	0	-13				
1	Javon Levi	20:32	3-3	0-0	0-0	0	1	0	1	0	2	2	1	0	0	-30				
3	Carson Bischoff	25:32	2-7	2-6	0-0	0	3	3	0	0	0	0	0	0	0	-22				
4	David Azore	28:58	4-10	1-4	6-8	0	3	3	0	5	15	1	2	1	0	0	-15			
12	Lazaro Rojas	06:52	1-4	0-1	0-0	0	0	0	0	2	1	2	0	0	0	0	-11			
20	Nicolas Elame	11:02	0-0	0-0	0-2	0	0	0	2	3	0	0	2	1	0	0	-5			
24	Montez Young Jr.	15:47	1-3	0-1	0-0	0	1	3	4	1	0	2	0	1	3	0	1	-7		
10	Jack Hobberg	19:33	0-4	0-1	0-0	0	0	0	0	1	0	0	0	0	1	0	0	0		
5	Brandyn Tabbot	14:26	1-3	1-3	0-0	0	0	0	0	0	0	3	0	1	0	0	0	0		
22	Shemar Wilson	13:33	4-7	0-0	0-1	2	3	5	4	2	8	2	3	2	1	0	0	6		
Team						2			1			3								
Totals			17-50			6-21			10-15			6			20			3		

Shooting By Period		
1 <sup>st</sup> FG%	6-24	25.0%
3PT%	2-9	22.2%
FT%	4-7	57.1%
2 <sup>nd</sup> FG%	11-26	42.3%
3PT%	4-12	33.3%
FT%	6-8	75%
GM FG%	17-50	34.0%
3PT%	6-21	28.6%
FT%	10-15	66.7%

Oklahoma - 79																				
Record: 9-2																				
PERFORMANCES																				
NO.	Name	Min	FG	3P	FT	Rebounds	Fouls	TP	AS	TO	ST	Blocks	pts	+						
			M.A.	M.A.	M.A.	OR	DR	FF	FD			BS	BA							
1	Jalen Hill	26:06	5-5	1-1	1-1	0	4	4	2	12	1	1	1	0	0	22				
35	Tanner Groves	26:07	6-12	0-3	1-1	3	6	3	2	13	2	4	0	1	1	23				
0	Jordan Goldwire	0	26:13	3-6	0-2	0-0	2	2	1	0	6	6	2	3	0	1	25			
2	Umajia Gibson	0	30:35	4-10	4-8	2-2	0	8	8	1	1	14	1	1	1	0	0	25		
55	Elijah Harkless	0	20:26	2-6	1-4	1-2	2	4	1	2	6	3	2	0	0	0	15			
15	Elliot Chappas	0	10:01	2-2	0-0	0-0	0	1	1	1	1	3	0	0	0	0	3			
22	CJ Noland	18:27	3-3	2-2	1-1	0	1	1	2	1	9	1	0	1	0	0	12			
14	Egan Cortes	11:04	1-2	0-0	0-0	0	2	2	2	1	2	2	3	0	0	0	1			
34	Jacob Groves	15:15	2-4	0-1	0-0	0	2	2	2	2	4	0	1	0	0	0	9			
3	Alston Mason	07:24	0-1	0-0	0-0	0	0	0	0	0	1	0	0	0	0	1	-6			
11	Akol Mawein	03:52	0-0	0-0	0-0	0	2	2	0	0	0	0	2	0	0	0	-3			
20	Rick Issanzia	02:07	0-0	0-0	0-0	0	0	0	0	0	0	0	0	0	0	0	-3			
30	Jake Moser	01:10	0-0	0-0	0-0	0	0	0	0	0	0	0	0	0	0	0	-3			
44	Blake Seacat	01:10	0-0	0-0	0-0	0	0	0	0	0	0	0	0	0	0	0	-3			
Team						0			3			0			0					
Totals			28-51			8-21			16-8			5			30			15		
															1st Shooting By Period					
															1st FG% 13-22 59.1%					
															2nd FG% 15-25 60.0%					
															3rd FG% 13-20 65.0%					
															4th FG% 8-14 57.1%					
															GM FG% 28-51 54.9%					
															3PT% 8-21 38.1%					
															FT% 16-22 72.7%					
															Free Ball Rebounds: 0					

Shooting By Period		
1 <sup>st</sup>	FG%	13-22 59.1%
	3PT%	5-11 45.5%
	FT%	4-5 80%
2 <sup>nd</sup>	FG%	15-29 51.7%
	3PT%	3-10 30.0%
	FT%	2-3 66.7%
GM	FG%	28-51 54.9%
	3PT%	8-21 38.1%
	FT%	6-8 75.0%

Technical Fouls: NONE

		UTA	OKLA	Points from		UTA		OKLA	Period by Period				
				Turnovers	10		12		by 1st 2nd TOT				
Biggest lead		0 (1 <sup>st</sup> 20:00)		28 (2 <sup>nd</sup> 6:28)		Paint		18		32		50	
Best Scoring Run		5 (1 <sup>st</sup> 0:00)		11 (1 <sup>st</sup> 13:04)		Second Chance <td colspan="2">8</td> <td colspan="2">6</td> <td colspan="2"></td>		8		6			
Lead Changes		0				Fast Breaks <td colspan="2">3</td> <td colspan="2">9</td> <td colspan="2"></td>		3		9			
Times Tied		0				Rebbs <td colspan="2">15</td> <td colspan="2">10</td> <td colspan="2"></td>		15		10			
Time with lead		00:00		26:59									

HOWARD PAYNE

W, 95-46

Howard Payne - 46																														
Record: 3-9																														
NO.	Name	Min	FG	3P	FT	Rebounds	Fouls	TP	AS	TO	ST	Blocks	pts	+																
			M.A.	M.A.	M.A.	OR	DR	FF	FD			BS	BA																	
10	Reese Ridder	10:18	0-2	0-2	0-0	0	0	0	0	0	0	0	1	0	0	0	-20													
4	Jaylan Ballou	32:10	0-2	0-1	2-4	3	2	5	2	3	2	6	5	3	0	1	-34													
11	Jeren Godfrey	0	19:59	5-13	2-7	3-3	0	3	3	5	15	0	2	0	1	0	-20													
20	Myles Brown	0	20:32	4-3	0-0	0-0	0	1	0	0	0	1	0	0	0	0	-31													
35	Frederick Watts	0	25:45	1-11	0-3	1-2	5	1	6	1	3	3	0	0	1	0	-29													
3	Miles Koehler	12:50	2-5	2-3	0-0	0	0	0	0	0	0	6	2	2	0	0	-29													
5	Tyler Thompson	16:54	1-4	0-0	0-0	0	2	2	0	2	0	1	1	2	0	0	-17													
33	Harold Myatt	11:15	2-8	1-2	1-2	2	4	0	0	0	0	0	1	0	0	0	-16													
23	Desmond Longino	06:57	0-2	0-0	0-0	0	0	0	0	0	0	0	1	0	0	0	-7													
13	Malik Gillum	06:37	0-0	0-0	0-0	0	0	0	0	0	0	0	1	0	0	0	-7													
21	Matthew Hammonds	06:40	0-2	0-1	0-0	0	0	0	0	0	0	0	0	0	0	0	-24													
22	Tyler Poag	10:57	3-3	1-1	0-0	3	1	4	1	0	7	0	0	0	0	0	-12													
25	Shayden Payne	07:31	0-3	0-1	0-0	0	0	0	0	0	0	0	1	1	0	0	-1													
3	Jacob Helzer	09:45	1-3	1-1	0-0	0	0	0	0	1	3	1	0	0	0	0	-10													
Team						2			5			0			1			0												
Totals			16-68			7-27			11-18			12			46			15												
															Shooting By Period															
															1st				2nd				3rd				4th			
															3PT %				46.7%				33.3%				66.7%			
															FT %				46.7%				50.0%				66.7%			
															Reb %				12.36				33.33				20.00			
															3PT %				15.4				30.7%				25.0%			
															FT %				35.0				66.7%				25.0%			
															3PT %				17.27				23.5%				50.0%			
															FT %				21.1				66.7%				50.0%			
															Reb %				16.67				23.33				10.00			
															3PT %				17.27				23.5%				50.0%			
															FT %				21.1				66.7%				50.0%			
															Reb %				16.67				23.33				10.00			
															3PT %				17.27				23.5%				50.0%			
															FT %				21.1				66.7%				50.0%			
															Reb %				16.67				23.33				10.00			
															3PT %				17.27				23.5%				50.0%			
															FT %				21.1				66.7%				50.0%			
															Reb %				16.67				23.33				10.00			
															3PT %				17.27				23.5%				50.0%			
															FT %				21.1				66.7%				50.0%			
															Reb %				16.67				23.33				10.00			
															3PT %				17.27				23.5%				50.0%			
															FT %				21.1				66.7%				50.0%			
															Reb %				16.67				23.33				10.00			
															3PT %				17.27				23.5%				50.0%			
															FT %				21.1				66.7%				50.0%			
															Reb %				16.67				23.33				10.00			
															3PT %				17.27				23.5%				50.0%			
															FT %				21.1				66.7%				50.0%			
															Reb %				16.67				23.33				10.00			
															3PT %				17.27				23.5%				50.0%			
															FT %				21.1				66.7%				50.0%			
															Reb %				16.67				23.33				10.00			
															3PT %				17.27				23.5%				50.0%			
															FT %				21.1				66.7%				50.0%			
															Reb %				16.67				23.33				10.00			
															3PT %				17.27				23.5%				50.0%			
															FT %				21.1				66.7%				50.0%			
															Reb %				16.67				23.33				10.00			
															3PT %				17.27				23.5%				50.0%			
															FT %				21.1				66.7%				50.0%			
															Reb %				16.67				23.33				10.00			
															3PT %				17.27				23.5%				50.0%			
															FT %				21.1				66.7%				50.0%			
															Reb %				16.67				23.33				10.00			
															3PT %				17.27				23.5%				50.0%			
															FT %				21.1				66.7%				50.0%			
															Reb %				16.67				23.33				10.00			
															3PT %				17.27				23.5%				50.0%			
															FT %				21.1				66.7%				50.0%			
															Reb %				16.67				23.33				10.00			
															3PT %				17.27				23.5%				50.0%			
															FT %				21.1				66.7%				50.0%			
															Reb %				16.67				23.33				10.00			
															3PT %				17.27				23.5%				50.0%			
															FT %				21.1				66.7%				50.0%			
															Reb %				16.67				23.33				10.00			
															3PT %				17.27				23.5%				50.0%			
															FT %				21.1				66.7%				50.0%			
															Reb %				16.67				23.33				10.00			
															3PT %				17.27				23.5%				50.0%			
															FT %				21.1				66.7%				50.0%			
															Reb %				16.67				23.33				10.00			
															3PT %				17.27				23.5%				50.0%			
															FT %				21.1				66.7%				50.0%			
															Reb %				16.67				23.33				10.00			
															3PT %				17.27				23.5%				50.0%			
															FT %				21.1				66.7%				50.0%			
															Reb %				16.67				23.33				10.00			
															3PT %				17.27				23.5%				50.0%			
															FT %				21.1				66.7%				50.0%			
															Reb %				16.67				23.33				10.00			
															3PT %				17.27				23.5%				50.0%			
															FT %				21.1				66.7%				50.0%			
															Reb %				16.67				23.33				10.00			
															3PT %				17.27				23.5%				50.0%			
															FT %				21.1				66.7%				50.0%			
															Reb %				16.67				23.33				10.00			
															3PT %				17.27				23.5%				50.0%			
															FT %				21.1				66.7%				50.0%			
															Reb %				16.67				23.33				10.00			
															3PT %				17.27				23.5%				50.0%			
															FT %				21.1				66.7%				50.0%			
															Reb %				16.67				23.33				10.00			
															3PT %				17.27				23.5%				50.0%			
															FT %				21.1				66.7%				50.0%			
															Reb %				16.67				23.33				10.00			
															3PT %				17.27				23.5%				50.0%			
															FT %				21.1				66.7%				50.0%			
															Reb %				16.67				23.33				10.00			
															3PT %				17.27				23.5%				50.0%			
															FT %				21.1				66.7%				50.0%			
															Reb %				16.67				23.33				10.00			
															3PT %				17.27				23.5%				50.0%			
															FT %				21.1				66.7%				50.0%			
															Reb %				16.67				23.33				10.00			
															3PT %				17.27				23.5%				50.0%			
															FT %				21.1				66.7%				50.0%			
															Reb %				16.67				23.33				10.00			
															3PT %				17.27				23.5%				50.0%			
															FT %				21.1				66.7%				50.0%			
															Reb %				16.67				23.33				10.00			
															3PT %				17.27				23.5%				50.0%			
															FT %				21.1				66.7%				50.0%			
															Reb %				16.67				23.33				10.00			
															3PT %				17.27				23.5%				50.0%			
															FT %				21.1				66.7%				50.0%			
															Reb %				16.67				23.33				10.00			
															3PT %				17.27				23.5%				50.0%			
															FT %				21.1				66.7%				50.0%			
															Reb %				16.67				23.33				10.00			
															3PT %				17.27				23.5%				50.0%			
															FT %				21.1				66.7%				50.0%			
															Reb %				16.67				23.33				10.00			
															3PT %				17.27				23.5%				50.0%			
															FT %				21.1				66.7%				50.0%			
															Reb %				16.67				23.33				10.00			
															3PT %				17.27				23.5%				50.0%			
															FT %				21.1				66.7%				50.0%			
															Reb %				16.67				23.33				10.00			
															3PT %				17.27				23.5%				50.0%			
															FT %				21.1				66.7%				50.0%			
															Reb %				16.67				23.33				10.00			
															3PT %				17.27				23.5%				50.0%			
															FT %				21.1				66.7%				50.0%			
															Reb %				16.67				23.33				10.00			
															3PT %				17.27				23.5%				50.0%			
															FT %				21.1				66.7%				50.0%			
															Reb %				16.67				23.33				10.00			
															3PT %				17.27				23.5%				50.0%			
															FT %				21.1				66.7%				50.0%			
															Reb %				16.67				23.33				10.00			
															3PT %				17.27				23.5%				50.0%			
															FT %				21.1				66.7%				50.0%			
															Reb %				16.67				23.33				10.00			
															3PT %				17.27				23.5%				50.0%			
															FT %				21.1				66.7%				50.0%			
															Reb %				16.67				23.33				10.00			
															3PT %				17.27				23.5%				50.0%			
															FT %				21.1				66.7%				50.0%			
															Reb %				16.67				23.33				10.00			
															3PT %				17.27				23.5%				50.0%			
															FT %				21.1				66.7%				50.0%			
															Reb %				16.67				23.33				10.00			
															3PT %				17.27				23.5%				50.0%			
															FT %				21.1				66.7%				50.0%			
															Reb %				16.67				23.33				10.00			
															3PT %				17.27				23.5%				50.0%			
															FT %				21.1				66.7%				50.0%			
															Reb %				16.67				23.33				10.00			
															3PT %				17.27				23.5%				50.0%			
															FT %				21.1				66.7%				50.0%			
															Reb %				16.67				23.33				10.00			
															3PT %				17.27				23.5%				50.0%			
															FT %				21.1				66.7%				50.0%			
															Reb %				16.67				23.33				10.00			
															3PT %				17.27				23.5%				50.0%			
															FT %				21.1				66.7%				50.0%			
															Reb %				16.67				23.33				10.00			
															3PT %				17.27				23.5%				50.0%			
															FT %				21.1				66.7%				50.0%			
															Reb %				16.67				23.33				10.00			
															3PT %				17.27				23.5%				50.0%			
															FT %				21.1				66.7%				50.0%			
															Reb %				16.67				23.33				10.00			
															3PT %				17.27				23.5%				50.0%			
															FT %				21.1				66.7%				50.0%			
															Reb %				16.67				23.33				10.00			
															3PT %				17.27				23.5%				50.0%			
															FT %				21.1				66.7%				50.0%			
															Reb %				16.67				23.3							

Shooting By Period		
1 <sup>st</sup> FG%	4-32	12.5%
3PT%	2-13	15.4%
FT%	4-6	66.7%
2 <sup>nd</sup> FG%	12-36	33.3%
3PT%	5-14	35.7%
FT%	3-5	60%
GM FG%	16-68	23.5%
3PT%	7-27	25.9%
FT%	7-11	63.6%
Dead Ball Rebounds: 2, 0		

UT Arlington - 99										Record: 4-7										Technical Fouls: NONE									
NO. Name		Min	FG	3P	FT	Rebounds	Fouls	TP	AS	TO	ST	Blocks		Shooting By Period															
			M	A	M	A	M	A	M	A	M	A																	
1	Kendrick Azobundu-Ehogu	20:33	6-7	0-0	1	5	6	1	0	12	0	2	3	32	1st FGM: 22-42	52.4%													
2	David Mbemba	18:56	2-3	0-0	2-7	1	1	1	0	1	0	0	0	30	1st FTM: 10-10	100%													
3	Jason Levi	G 23:24	3-0	0-0	0	5	5	0	1	6	8	4	1	0	30	2nd FGM: 16-25	64.0%												
4	Christian Bischoff	G 23:03	1-5	1-5	0	1	1	1	1	3	1	0	0	20	2nd FTM: 1-2	50.0%													
5	Nicolas Elie	G 22:17	5-6	0-0	0	1	1	1	0	0	0	0	0	30	3rd FGM: 3-7	42.9%													
6	Brandyant Talbot	21:52	5-7	3-5	0	2	2	2	4	3	3	3	1	0	29	3rd FTM: 1-2	50.0%												
7	Jack Hoberg	21:23	3-7	2-4	0-0	1	1	2	1	1	8	1	1	1	32	GM FGM: 26-67	75.0%												
8	Michael Young Jr.	19:47	0-0	0-0	0	0	0	0	0	0	0	0	0	0	27	GM FTM: 10-27	37.0%												
9	Shemar Wilson	13:27	0-0	0-0	2-3	7	1	8	3	1	1	3	0	1	13	FT%: 1-2	75.0%												
10	Lazaro Rojas	19:18	2-3	2-2	0	0	7	7	1	3	1	2	0	2	28														
11	Antonio Romanelli	04:56	0-1	0-0	1-2	0	1	2	0	0	0	0	0	1	1														
															Double Ball Rebounds: 3.0														

# ALL GAME BOX SCORES AND SUMMARIES

TROY

W, 62-57

Troy - 57																	
Record: 10-5 (1-1)																	
NO.	Name	Min	FG	3P	FT	Rebounds	Fouls	TP	AS	TO	ST	Blocks	BB	BA			
			M/A	M/A	M/A	OR	DR	FF	FD								
10	Zay Williams	F 34:28	2-8	0-3	4-4	3	9	12	1	4	8	3	2	0	2	1	4
13	Khalyl Waters	F 22:49	2-6	0-0	0-0	0	3	4	7	4	0	4	1	2	0	0	-8
23	Eliu Odige	F 25:51	3-12	0-0	7-8	3	6	9	1	5	13	2	6	0	0	1	11
11	Desmond Williams	G 21:39	2-7	2-4	1-2	2	4	6	5	1	7	1	0	1	1	1	8
21	Duke Deen	G 23:58	4-9	4-9	0-0	2	2	4	2	0	12	2	1	1	0	2	2
35	Nate Tshimanga	16:35	2-3	0-0	0-1	0	4	4	1	3	4	1	1	0	0	0	6
30	Christian Turner	09:46	1-4	0-0	0-0	2	1	3	0	1	3	0	0	0	0	1	-11
15	Duke Miles	19:31	1-8	0-2	0-0	0	1	1	3	2	2	0	2	0	0	2	-14
5	Christyion Eugene	14:35	1-3	1-2	2-2	0	1	1	0	2	5	1	0	0	0	0	-10
24	Nick Stampley	05:51	0-1	0-1	0-0	0	1	1	1	0	0	0	0	0	0	0	-14
0	Kieffer Punter	00:53	0-0	0-0	0-0	0	1	1	1	0	0	0	0	0	0	0	1
Team																	
Totals																	
Record: 10-5 (1-1)																	
Technical Fouls: NONE																	

Shooting By Period			
1st FG%	9-32	28.1%	
3PT%	3-9	33.3%	
FT%	8-10	80%	
2nd FG%	9-28	32.1%	
3PT%	4-12	33.3%	
FT%	6-7	85.7%	
GM FG%	16-60	30.0%	
3PT%	7-21	33.3%	
FT%	14-17	82.4%	
Dead Ball Rebounds: 1.0			

UT Arlington - 62																	
Record: 6-7 (2-0)																	
NO.	Name	Min	FG	3P	FT	Rebounds	Fouls	TP	AS	TO	ST	Blocks	BB	BA			
			M/A	M/A	M/A	OR	DR	FF	FD								
0	Kaodirichi Akobundu-Ehiogu	F 18:55	2-2	0-0	0-0	0	4	6	3	0	4	0	0	1	4	0	14
23	Patrick Mwamba	F 29:19	1-9	0-5	3-6	0	5	5	4	5	5	4	2	2	2	1	-1
1	Javon Levi	G 29:53	2-9	1-2	0-0	0	4	4	2	1	5	3	1	2	0	1	0
3	Carson Bischoff	G 12:06	0-2	0-1	0-0	0	0	0	0	0	0	1	0	0	0	0	4
4	David Azore	G 33:00	9-17	1-3	5-5	1	6	7	0	6	24	2	1	1	0	1	2
22	Shemar Wilson	17:52	3-4	0-0	4-4	2	4	6	1	4	10	2	0	2	1	0	-5
10	Jack Holberg	16:38	2-5	1-3	1-2	0	0	0	2	3	6	1	0	0	0	1	16
20	Nicolas Elame	16:55	2-8	0-1	1-2	1	2	2	1	5	1	0	1	0	0	0	8
24	Montez Young Jr.	13:07	0-0	0-0	0-0	0	1	1	1	0	0	3	0	0	0	0	8
5	Brandyn Talbot	06:59	1-2	1-2	0-0	0	0	0	0	0	3	0	0	0	0	0	-17
12	Lazaro Rojas	03:13	0-1	0-0	0-1	0	1	1	2	2	2	0	0	0	0	0	-4
Team																	
Totals																	
22:59   41-77   14-20   6-26   32-17   22   62   17   4   9   7   4   5																	
Shooting By Period																	
1st FG: 10-20   33.3%   2nd FG: 10-20   50.0%   3rd FG: 11-20   55.0%																	
3rd FG: 3-8   37.5%   4th FG: 5-7   71.4%   5th FG: 1-1   100.0%																	
6th FG: 2-3   66.7%   7th FG: 1-1   100.0%   8th FG: 1-1   100.0%																	
9th FG: 1-1   100.0%   10th FG: 1-1   100.0%   11th FG: 1-1   100.0%																	
12th FG: 1-1   100.0%   13th FG: 1-1   100.0%   14th FG: 1-1   100.0%																	
15th FG: 1-1   100.0%   16th FG: 1-1   100.0%   17th FG: 1-1   100.0%																	
18th FG: 1-1   100.0%   19th FG: 1-1   100.0%   20th FG: 1-1   100.0%																	
21st FG: 1-1   100.0%   22nd FG: 1-1   100.0%   23rd FG: 1-1   100.0%																	
24th FG: 1-1   100.0%   25th FG: 1-1   100.0%   26th FG: 1-1   100.0%																	
27th FG: 1-1   100.0%   28th FG: 1-1   100.0%   29th FG: 1-1   100.0%																	
30th FG: 1-1   100.0%   31st FG: 1-1   100.0%   32nd FG: 1-1   100.0%																	
33rd FG: 1-1   100.0%   34th FG: 1-1   100.0%   35th FG: 1-1   100.0%																	
36th FG: 1-1   100.0%   37th FG: 1-1   100.0%   38th FG: 1-1   100.0%																	
39th FG: 1-1   100.0%   40th FG: 1-1   100.0%   41st FG: 1-1   100.0%																	
42nd FG: 1-1   100.0%   43rd FG: 1-1   100.0%   44th FG: 1-1   100.0%																	
45th FG: 1-1   100.0%   46th FG: 1-1   100.0%   47th FG: 1-1   100.0%																	
48th FG: 1-1   100.0%   49th FG: 1-1   100.0%   50th FG: 1-1   100.0%																	
51st FG: 1-1   100.0%   52nd FG: 1-1   100.0%   53rd FG: 1-1   100.0%																	
54th FG: 1-1   100.0%   55th FG: 1-1   100.0%   56th FG: 1-1   100.0%																	
57th FG: 1-1   100.0%   58th FG: 1-1   100.0%   59th FG: 1-1   100.0%																	
60th FG: 1-1   100.0%   61st FG: 1-1   100.0%   62nd FG: 1-1   100.0%																	
63rd FG: 1-1   100.0%   64th FG: 1-1   100.0%   65th FG: 1-1   100.0%																	
66th FG: 1-1   100.0%   67th FG: 1-1   100.0%   68th FG: 1-1   100.0%																	
69th FG: 1-1   100.0%   70th FG: 1-1   100.0%   71st FG: 1-1   100.0%																	
72nd FG: 1-1   100.0%   73rd FG: 1-1   100.0%   74th FG: 1-1   100.0%																	
75th FG: 1-1   100.0%   76th FG: 1-1   100.0%   77th FG: 1-1   100.0%																	
78th FG: 1-1   100.0%   79th FG: 1-1   100.0%   80th FG: 1-1   100.0%																	
81st FG: 1-1   100.0%   82nd FG: 1-1   100.0%   83rd FG: 1-1   100.0%																	
84th FG: 1-1   100.0%   85th FG: 1-1   100.0%   86th FG: 1-1   100.0%																	
87th FG: 1-1   100.0%   88th FG: 1-1   100.0%   89th FG: 1-1   100.0%																	
90th FG: 1-1   100.0%   91st FG: 1-1   100.0%   92nd FG: 1-1   100.0%																	
93rd FG: 1-1   100.0%   94th FG: 1-1   100.0%   95th FG: 1-1   100.0%																	
96th FG: 1-1   100.0%   97th FG: 1-1   100.0%   98th FG: 1-1   100.0%																	
99th FG: 1-1   100.0%   100th FG: 1-1   100.0%   101st FG: 1-1   100.0%																	
102nd FG: 1-1   100.0%   103rd FG: 1-1   100.0%   104th FG: 1-1   100.0%																	
105th FG: 1-1   100.0%   106th FG: 1-1   100.0%   107th FG: 1-1   100.0%																	
108th FG: 1-1   100.0%   109th FG: 1-1   100.0%   110th FG: 1-1   100.0%																	
111th FG: 1-1   100.0%   112th FG: 1-1   100.0%   113th FG: 1-1   100.0%																	
114th FG: 1-1   100.0%   115th FG: 1-1   100.0%   116th FG: 1-1   100.0%																	
117th FG: 1-1   100.0%   118th FG: 1-1   100.0%   119th FG: 1-1   100.0%																	
120th FG: 1-1   100.0%   121st FG: 1-1   100.0%   122nd FG: 1-1   100.0%																	
123rd FG: 1-1   100.0%   124th FG: 1-1   100.0%   125th FG: 1-1   100.0%																	
126th FG: 1-1   100.0%   127th FG: 1-1   100.0%   128th FG: 1-1   100.0%																	
129th FG: 1-1   100.0%   130th FG: 1-1   100.0%   131st FG: 1-1   100.0%																	
132nd FG: 1-1   100.0%   133rd FG: 1-1   100.0%   134th FG: 1-1   100.0%																	
135th FG: 1-1   100.0%   136th FG: 1-1   100.0%   137th FG: 1-1   100.0%																	
138th FG: 1-1   100.0%   139th FG: 1-1   100.0%   140th FG: 1-1   100.0%																	
141st FG: 1-1   100.0%   142nd FG: 1-1   100.0%   143rd FG: 1-1   100.0%																	
144th FG: 1-1   100.0%   145th FG: 1-1   100.0%   146th FG: 1-1   100.0%																	
147th FG: 1-1   100.0%   148th FG: 1-1   100.0%   149th FG: 1-1   100.0%																	
150th FG: 1-1   100.0%   151st FG: 1-1   100.0%   152nd FG: 1-1   100.0%																	
153rd FG: 1-1   100.0%   154th FG: 1-1   100.0%   155th FG: 1-1   100.0%																	
156th FG: 1-1   100.0%   157th FG: 1-1   100.0%   158th FG: 1-1   100.0%																	
159th FG: 1-1   100.0%   160th FG: 1-1   100.0%   161st FG: 1-1   100.0%																	
162nd FG: 1-1   100.0%   163rd FG: 1-1   100.0%   164th FG: 1-1   100.0%																	
165th FG: 1-1   100.0%   166th FG: 1-1   100.0%   167th FG: 1-1   100.0%																	
168th FG: 1-1   100.0%   169th FG: 1-1   100.0%   170th FG: 1-1   100.0%																	
171st FG: 1-1   100.0%   172nd FG: 1-1   100.0%   173rd FG: 1-1   100.0%																	
174th FG: 1-1   100.0%   175th FG: 1-1   100.0%   176th FG: 1-1   100.0%																	
177th FG: 1-1   100.0%   178th FG: 1-1   100.0%   179th FG: 1-1   100.0%																	
180th FG: 1-1   100.0%   181st FG: 1-1   100.0%   182nd FG: 1-1   100.0%																	
183rd FG: 1-1   100.0%   184th FG: 1-1   100.0%   185th FG: 1-1   100.0%																	
186th FG: 1-1   100.0%   187th FG: 1-1   100.0%   188th FG: 1-1   100.0%																	
189th FG: 1-1   100.0%   190th FG: 1-1   100.0%   191st FG: 1-1   100.0%																	
192nd FG: 1-1   100.0%   193rd FG: 1-1   100.0%   194th FG: 1-1   100.0%																	
195th FG: 1-1   100.0%   196th FG: 1-1   100.0%   197th FG: 1-1   100.0%																	
198th FG: 1-1   100.0%   199th FG: 1-1   100.0%   200th FG: 1-1   100.0%																	
201st FG: 1-1   100.0%   202nd FG: 1-1   100.0%   203rd FG: 1-1   100.0%																	
204th FG: 1-1   100.0%   205th FG: 1-1   100.0%   206th FG: 1-1   100.0%																	
207th FG: 1-1   100.0%   208th FG: 1-1   100.0%   209th FG: 1-1   100.0%																	
210th FG: 1-1   100.0%   211st FG: 1-1   100.0%   212nd FG: 1-1   100.0%																	
213th FG: 1-1   100.0%   214th FG: 1-1   100.0%   215th FG: 1-1   100.0%																	
216th FG: 1-1   100.0%   217th FG: 1-1   100.0%   218th FG: 1-1   100.0%																	
219th FG: 1-1   100.0%   220th FG: 1-1   100.0%   221st FG: 1-1   100.0%																	
222nd FG: 1-1   100.0%   223rd FG: 1-1   100.0%   224th FG: 1-1   100.0%																	
225th FG: 1-1   100.0%   226th FG: 1-1   100.0%   227th FG: 1-1   100.0%																	
228th FG: 1-1   100.0%   229th FG: 1-1   100.0%   230th FG: 1-1   100.0%																	
231st FG: 1-1   100.0%   232nd FG: 1-1   100.0%   233rd FG: 1-1   100.0%																	
234th FG: 1-1   100.0%   235th FG: 1-1   100.0%   236th FG: 1-1   100.0%																	
237th FG: 1-1   100.0%   238th FG: 1-1   100.0%   239th FG: 1-1   100.0%																	
240th FG: 1-1   100.0%   241st FG: 1-1   100.0%   242nd FG: 1-1   100.0%																	
243rd FG: 1-1   100.0%   244th FG: 1-1   100.0%   245th FG: 1-1   100.0%																	
246th FG: 1-1   100.0%   247th FG: 1-1   100.0%   248th FG: 1-1   100.0%																	
249th FG: 1-1   100.0%   250th FG: 1-1   100.0%   251st FG: 1-1   100.0%																	
252nd FG: 1-1   100.0%   253rd FG: 1-1   100.0%   254th FG: 1-1   100.0%																	
255th FG: 1-1   100.0%   256th FG: 1-1   100.0%   257th FG: 1-1   100.0%																	
258th FG: 1-1   100.0%   259th FG: 1-1   100.0%   260th FG: 1-1   100.0%																	
261st FG: 1-1   100.0%   262nd FG: 1-1   100.0%   263rd FG: 1-1   100.0%																	
264th FG: 1-1   100.0%   265th FG: 1-1   100.0%   266th FG: 1-1   100.0%																	
267th FG: 1-1   100.0%   268th FG: 1-1   100.0%   269th FG: 1-1   100.0%																	
270th FG: 1-1   100.0%   271st FG: 1-1   100.0%   272nd FG: 1-1   100.0%																	
273rd FG: 1-1   100.0%   274th FG: 1-1   100.0%   275th FG: 1-1   100.0%																	
276th FG: 1-1   100.0%   277th FG: 1-1   100.0%   278th FG: 1-1   100.0%																	
279th FG: 1-1   100.0%   280th FG: 1-1   100.0%   281st FG: 1-1   100.0%																	
282nd FG: 1-1   100.0%   283rd FG: 1-1   100.0%   284th FG: 1-1   100.0%																	
285th FG: 1-1   100.0%   286th FG: 1-1   100.0%   287th FG: 1-1   100.0%																	
288th FG: 1-1   100.0%   289th FG: 1-1   100.0%   290th FG: 1-1   100.0%																	
291st FG: 1-1   100.0%   292nd FG: 1-1   100.0%   293rd FG: 1-1   100.0%																	
294th FG: 1-1   100.0%   295th FG: 1-1   100.0%   296th FG: 1-1   100.0%																	
297th FG: 1-1   100.0%   298th FG: 1-1   100.0%   299th FG: 1-1   100.0%																	
300th FG: 1-1   100.0%   301st FG: 1-1   100.0%   302nd FG: 1-1   100.0%																	
303rd FG: 1-1   100.0%   304th FG: 1-1   100.0%   305th FG: 1-1   100.0%																	
306th FG: 1-1   100.0%   307th FG: 1-1   100.0%   308th FG: 1-1   100.0%																	
309th FG: 1-1   100.0%   310th FG: 1-1   100.0%   311st FG: 1-1   100.0%																	
312th FG: 1-1   100.0%   313th FG: 1-1   100.0%   314th FG: 1-1   100.0%																	
315th FG: 1-1   100.0%   316th FG: 1-1   100.0%   317th FG: 1-1   100.0%																	
318th FG: 1-1   100.0%   319th FG: 1-1   100.0%   320th FG: 1-1   100.0%																	
321st FG: 1-1   100.0%   322nd FG: 1-1   100.0%   323rd FG: 1-1   100.0%																	
324th FG: 1-1   100.0%   325th FG: 1-1   100.0%   326th FG: 1-1   100.0%																	
327th FG: 1-1   100.0%   328th FG: 1-1   100.0%   329th FG: 1-1   100.0%																	
330th FG: 1-1   100.0%   331st FG: 1-1   100.0%   332nd FG: 1-1   100.0%																	
333rd FG: 1-1   100.0%   334th FG: 1-1   100.0%   335th FG: 1-1   100.0%																	
336th FG: 1-1   100.0%   337th FG: 1-1   100.0%   338th FG: 1-1   100.0%																	
339th FG: 1-1   100.0%   340th FG: 1-1   100.0%   341st FG: 1-1   100.0%																	
342nd FG: 1-1   100.0%   343rd FG: 1-1   100.0%   344th FG: 1-1   100.0%																	
345th FG: 1-1   100.0%   346th FG: 1-1   100.0%   347th FG: 1-1   100.0%																	
348th FG: 1-1   100.0%   349th FG: 1-1   100.0%   350th FG: 1-1   100.0%																	
351st FG: 1-1   100.0%   352nd FG: 1-1   100.0%   353rd FG: 1-1   100.0%																	
354th FG: 1-1   100.0%   355th FG: 1-1   100.0%   356th FG: 1-1   100.0%																	
357th FG: 1-1   100.0%   358th FG: 1-1   100.0%   359th FG: 1-1   100.0%																	
360th FG: 1-1   100.0%   361st FG: 1-1   100.0%   362nd FG: 1-1   100.0%																	
363rd FG: 1-1   100.0%   364th FG: 1-1   100.0%   365th FG: 1-1   100.0%																	
366th FG: 1-1   100.0%   367th FG: 1-1   100.0%   368th FG: 1-1   100.0%																	
369th FG: 1-1   100.0%   370th FG: 1-1   100.0%   371st FG: 1-1   100.0%																	
372nd FG: 1-1   100.0%   373rd FG: 1-1   100.0%   374th FG: 1-1   100.0%																	
375th FG: 1-1   100.0%   376th FG: 1-1   100.0%   377th FG: 1-1   100.0%																	
378th FG: 1-1   100.0%   379th FG: 1-1   100.0%   380th FG: 1-1   100.0%																	
381st FG: 1-1   100.0%   382nd FG: 1-1   100.0%   383rd FG: 1-1   100.0%																	
384th FG: 1-1   100.0%   385th FG: 1-1   100.0%   386th FG: 1-1   100.0%																	
387th FG: 1-1   100.0%   388th FG: 1-1   100.0%   389th FG: 1-1   100.0%																	
390th FG: 1-1   100.0%   391st FG: 1-1   100.0%   392nd FG: 1-1   100.0%																	
393rd FG: 1-1   100.0%   394th FG: 1-1   100.0%   395th FG: 1-1   100.0%																	
396th FG: 1-1   100.0%   397th FG: 1-1   100.0%   398th FG: 1-1   100.0%																	
399th FG: 1-1   100.0%   400th FG: 1-1   100.0%   401st FG: 1-1   100.0%																	
402nd FG: 1-1   100.0%   403rd FG: 1-1   100.0%   404th FG: 1-1   100.0%																	
405th FG: 1-1   100.0%   406th FG: 1-1   100.0%   407th FG: 1-1   100.0%																	
408th FG: 1-1   100.0%   409th FG: 1-1   100.0%   410th FG: 1-1   100.0%																	
411st FG: 1-1   100.0%   412nd FG: 1-1   100.0%   413th FG: 1-1   100.0%																	
414th FG: 1-1   100.0%   415th FG: 1-1   100.0%   416th FG: 1-1   100.0%																	
417th FG: 1-1   100.0%   418th FG: 1-1   100.0%   419th FG: 1-1   100.0%																	
420th FG: 1-1   100.0%   421st FG: 1-1   100.0%   422nd FG: 1-1   100.0%																	
423rd FG: 1-1   100.0%   424th FG: 1-1   100.0%   425th FG: 1-1   100.0%																	
426th FG: 1-1   100.0%   427th FG: 1-1   100.0%   428th FG: 1-1   100.0%																	
429th FG: 1-1   100.0%   430th FG: 1-1   100.0%   431st FG: 1-1   100.0%																	
432nd FG: 1-1   100.0%   433rd FG: 1-1   100.0%   434th FG: 1-1   100.0%																	
435th FG: 1-1   100.0%   436th FG: 1-1   100.0%   437th FG: 1-1   100.0%																	
438th FG: 1-1   100.0%   439th FG: 1-1   100.0%   440th FG: 1-1   100.0%																	
441st FG: 1-1   100.0%   442nd FG: 1-1   100.0%   443rd FG: 1-1   100.0%																	
444th FG: 1-1   100.0%   445th FG: 1-1   100.0%   446th FG: 1-1   100.0%																	
447th FG: 1-1   100.0%   448th FG: 1-1   100.0%   449th FG: 1-1   100.0%																	
450th FG: 1-1   100.0%   451st FG: 1-1   100.0%   452nd FG: 1-1   100.0%																	
453rd FG: 1-1   100.0%   454th FG: 1-1   100.0%   455th FG: 1-1   100.0%																	
456th FG: 1-1   100.0%   457th FG: 1-1   100.0%   458th FG: 1-1   100.0%																	
459th FG: 1-1   100.0%   460th FG: 1-1   100.0%   461st FG:																	

Shooting By Period			
1st FG%	15-32	46.9%	
3PT%	3-8	37.5%	
FT%	5-7	71.4%	
2nd FG%	6-27	33.3%	
3PT%	1-9	11.1%	
FT%	9-13	69.2%	
GM FG%	22-59	37.3%	
3PT%	4-17	23.5%	
FT%	14-20	70.0%	
Dead Ball Rebounds: 2.0			

TRO		UTA	
Biggest lead	6 (2 <sup>nd</sup> 4:41)	14 (1 <sup>st</sup> 12:36)	
Best Scoring Run	8 (1 <sup>st</sup> 8:28)	10 (2 <sup>nd</sup> 0:10)	
Lead Changes	4		
Times Tied	5		
Time with Lead	04:46	29:32	

Points from		TRO		UTA	
Turnovers	1	14			
Paint	22	22			
Second Chance	8	7			
Fast Breaks	18	14			
Bench	13	24			

Period by Period Scoring		1st		2nd		TOT	
TRO	29	28	57				
UTA	34	28	62				

@ GEORGIA STATE

W, 70-63

UT Arlington - 70													Record: 7-7 (3-0)												
NO.	NAME	Min	FG		3P		FT		Rebounds		Fouls		TP	AS	TO	ST	Blocks	BB	BA	+/-					
			M/A	P/A	M/A	P/A	M/A	P/A	OR	DR	FF	FD													
0	Kaodirichi Akobundu-Ehiogu	F 22:09	3-6	0-0	0-0	0-0	5	4	9	0	1	6	0	2	0	0	2	6							
23	Patrick Mwamba	F 30:16	6-13	3-5	1-2	1	7	8	1	2	16	3	2	1	1	2	14								
1	Javon Levi	G 35:29	3-5	0-1	0-2	1	4	5	3	4	5	1	2	0	0	1	17								
4	David Azore	G 35:44	5-16	1-2	6-6	0	5	5	1	3	17	1	1	0	0	1	6								
20	Nicolas Elame	G 28:55	3-10	1-2	2-3	3	6	9	1	2	9	2	1	2	0	1	1								
5	Brandyn Talbot	22:27	2-10	2-8	2-2	0	2	2	3	1	8	2	1	0	0	0	-2								
22	Shemar Wilson	14:15	2-4	0-0	0-0	1	2	3	3	4	0	0	0	0	0	0	-5								
24	Montez Young Jr.	09:32	1-2	0-0	0-0	0	4	3	0	0	2	0	1	1	1	1	-4								
12	Lazaro Rojas	03:13	1-1	0-0	0-0	0	0	0	0	1	2	0	0	0	0	0	2								
Team																									
Totals			26:67	7-19	11-15	18	33	5	13	17	70	16	12	4	2	7	7								
																					Shooting By Period				
																					1 <sup>st</sup> FG% 15-36				
																					1 <sup>st</sup> FT% 31				
																					2 <sup>nd</sup> FG% 11-31				
																					2 <sup>nd</sup> FT% 6-10				
																					3 <sup>rd</sup> FG% 6-10				
																					3 <sup>rd</sup> FT% 11-14				
																					4 <sup>th</sup> FG% 7-11				
																					4 <sup>th</sup> FT% 2-6				
																					Total FG% 11-15				
																					Dead Ball Rebounds				

Shooting By Period			
1st FG%	15-36	41.7%	
3PT%	1-8	12.5%	
FT%	0-1	0%	
2nd FG%	11-31	35.5%	
3PT%	6-10	60.0%	
FT%	11-14	78.6%	
GM FG%	26-67	38.8%	
3PT%	7-18	38.9%	
FT%	11-15	73.3%	
Dead Ball Rebounds: 2.1			

Georgia St. - 63			Record: 6-6 (0-1)															
NO.	Name	Min	FG	3P	FT	Rebounds	Fouls	TP	AS	TO	ST	Blocks	BB	BA	Shooting By Period			
			M/A	M/A	M/A	OR	DR	FF	FD						1st FG%: 14-31	2nd FG%: 13-37		
15	Jaheim Hudson	F 19:07	1-3	0-1	0-2	3	2	5	2	2	2	0	0	0	0	PT%: 0-0		
25	Jalen Thomas	C 29:28	5-11	0-0	1-2	3	9	12	5	1	17	1	0	1	-15	PT%: 0-0		
2	Justin Roberts	G 33:49	4-10	2-6	2-2	1	2	1	1	1	15	2	2	0	1	-10		
11	Corey Allen	G 35:51	6-20	3-10	0-1	0	3	3	1	4	12	7	1	2	1	-8		
12	Kane Williams	G 32:16	5-11	0-3	0-0	1	1	4	3	0	10	3	1	2	2	-6		
21	Kalk Brooks	07:24	1-1	0-0	0-0	1	1	0	1	0	2	0	0	0	0	0		
0	Evan Johnson	18:21	2-4	1-0	0-1	1	1	0	0	5	0	1	0	0	0	-2		
1	Eliel Nissemme	22:44	5-6	0-0	0-1	2	5	7	4	2	10	1	0	1	3	0		
Team																		
Totals																		
27-68 6-24 38-58 22 12 33 63 14 5 6 7 2 7 -2																		
Technical Fouls: NONE																		

Shooting By Period			
1st FG%	14-31	45.2%	
3PT%	4-13	30.8%	
FT%	0-0	0%	
2nd FG%	13-37	35.1%	
3PT%	2-11	18.2%	
FT%	3-6	50.0%	
GM FG%	27-68	39.7%	
3PT%	6-24	25.0%	
FT%	3-6	50.0%	
Dead Ball Rebounds: 2.1			

	UTA	GSU	Points from Turnovers				Period by Period Scoring			
Biggest lead	15 (2 <sup>nd</sup> 5:34)	4 (1 <sup>st</sup> 12:07)	UTA	GSU	1 <sup>st</sup>	2 <sup>nd</sup>	TOT			
Best Scoring Run	13 (2 <sup>nd</sup> 5:34)	8 (1 <sup>st</sup> 12:07)	Paint	28	30	58				
Lead Changes	8	11	Second Chance	11	10	21	UTA	31	39	70
Times Tied	9	12	Fast Breaks	12	8	20	GSU	32	31	63
Time with Lead	26:17	06:14	Bench	16	17	33				



# ALL GAME BOX SCORES AND SUMMARIES

## LOUISIANA

W, 83-73

Louisiana - 73												
Record: 5-5 (3-1)												
NO. Name	Min	FG	3P	FT	Rebounds	Fouls	TP	AS	TO	ST	Blocks	+
4 Kobe Julien	32:20	8-15	2-5	2-3	3	2	5	1	2	20	1	1
21 Jordan Brown	31:05	4-12	0-1	1-3	2	4	6	3	4	9	2	3
3 Dou Gueye	28:07	6-7	1-1	0-1	2	3	5	1	2	13	4	4
3 Trajan Wesley	26:29	4-6	1-2	4-7	0	0	0	4	8	13	4	2
13 Greg Williams Jr.	23:47	2-7	0-4	0-0	1	2	3	3	1	4	2	0
1 Joe Charles	15:58	3-5	2-3	3-3	3	1	4	1	2	11	1	0
41 Brayan Au	14:31	0-1	0-1	0-0	0	0	0	1	0	0	1	0
22 Kentrell Garnett	13:52	0-2	0-2	0-0	0	1	1	2	0	0	1	0
11 Durrey Caldwell	04:42	0-2	0-2	0-0	0	1	1	2	0	0	1	0
55 Ty Harper	04:17	0-0	0-0	0-0	0	0	0	0	0	0	1	0
5 Jalen Dalcourt	05:52	1-2	1-1	0-0	0	1	1	0	0	3	0	0
Team					1	2	3					
Totals	28:09	7-22	10-17	12-16	28	16	10	73	10	12	10	4

Shooting By Period			
1st FG%	14.3%	53.8%	
3PT%	4.0%	44.4%	
FT%	1.2%	20%	
2nd FG%	3.6%	50%	
3PT%	3.1%	23%	
FT%	9.1%	60%	
GM FG%	28.59	47.5%	
3PT%	7.22	31.25%	
FT%	10-17	58.8%	

Dead Ball Rebounds: 2.0

UT Arlington - 83												
Record: 8-8 (4-1)												
NO. Name	Min	FG	3P	FT	Rebounds	Fouls	TP	AS	TO	ST	Blocks	+
0 Kaodirichi Akobundu-Ehiogu	23:07	4-4	0-0	0-0	1	2	3	5	1	8	1	1
23 Patrick Mwamba	35:56	9-18	2-8	2-4	1	3	4	0	2	22	5	3
24 Montez Young Jr.	17:31	3-6	0-1	0-0	2	2	4	1	0	6	1	0
1 Javon Levi	35:58	6-8	1-1	1-3	6	4	10	2	5	14	2	1
6 Brandy Talbot	26:29	1-9	1-8	0-0	0	3	3	2	0	3	2	0
10 Jack Holberg	16:23	3-3	1-1	2-2	0	1	1	2	3	9	1	2
20 Nicolas Elame	20:06	5-10	0-2	3-4	1	5	6	3	4	13	1	3
22 Shemar Wilson	16:13	2-2	0-0	1-2	1	1	2	1	1	5	2	0
3 Carson Bischoff	05:18	1-1	1-1	0-0	0	0	0	0	0	3	1	0
Team					3	3	6					
Totals	34:61	6-22	9-15	15-24	39	16	16	83	22	13	8	4

Shooting By Period			
1st FG%	17.32	53.1%	
3PT%	2.9	22.2%	
FT%	3.6	50%	
2nd FG%	17.20	56.6%	
3PT%	4.13	30.8%	
FT%	6.9	66.7%	
GM FG%	34.61	55.7%	
3PT%	9.22	27.5%	
FT%	9-15	60.0%	

Dead Ball Rebounds: 2.0

Technical Fouls: NONE												
Points from Turnovers												
Period by Period Scoring												
1st 2nd TOT												
LA	33	40	73									
UTA	39	44	83									

## ULM

L, 62-55 (OT)

La-Monroe - 62												
Record: 10-8 (2-4)												
NO. Name	Min	FG	3P	FT	Rebounds	Fouls	TP	AS	TO	ST	Blocks	+
0 Kaodirichi Akobundu-Ehiogu	40:12	6-15	3-5	5-11	1	3	4	2	5	23	1	1
13 Thomas Howell	27:30	4-7	0-0	2-2	2	1	3	5	10	3	1	1
24 Russell Harrison	43:58	5-12	1-4	6-8	1	12	13	4	6	17	0	6
3 Elijah Gonzales	45:00	2-8	1-4	0-0	1	5	6	4	2	5	9	4
22 Johnnie Williams	41:14	1-7	0-3	0-0	1	5	6	2	2	2	1	0
21 Luke Phillips	16:24	1-3	0-1	0-0	1	0	1	2	2	8	1	0
14 D'Marcus Hall	10:42	1-1	0-0	1-4	0	1	0	1	2	2	0	0
Team					5	6	11					
Totals	20:53	5-18	17-25	13-32	45	21	22	62	16	15	6	3

Shooting By Period			
1st FG%	6.22	36.4%	
3PT%	2.9	22.2%	
FT%	6.11	54.5%	
2nd FG%	9.24	37.5%	
3PT%	2.6	33.3%	
FT%	2.4	50%	
OT FG%	3.7	42.9%	
3PT%	1.3	33.3%	
FT%	9-10	90%	
GM FG%	20.53	37.7%	
3PT%	5.18	27.6%	
FT%	17.25	68.0%	

Dead Ball Rebounds: 2.0

UT Arlington - 55												
Record: 8-8 (4-2)												
NO. Name	Min	FG	3P	FT	Rebounds	Fouls	TP	AS	TO	ST	Blocks	+
0 Kaodirichi Akobundu-Ehiogu	11:53	0-0	0-0	0-0	2	2	5	1	0	0	0	0
23 Patrick Mwamba	37:56	6-18	3-10	5-9	1	4	5	4	7	20	3	1
1 Javon Levi	40:46	1-6	0-3	1-3	2	5	7	2	3	3	4	3
6 Brandy Talbot	18:24	2-6	1-5	0-0	0	0	0	2	0	5	0	0
20 Nicolas Elame	35:30	2-15	1-6	2-3	3	3	6	3	7	5	1	0
22 Shemar Wilson	22:43	1-1	0-0	5-8	2	4	6	4	6	7	0	2
14 Montez Young Jr.	23:11	1-3	0-0	5-6	11	1	1	2	2	0	1	0
10 Jack Holberg	25:30	1-7	0-5	0-0	2	2	0	1	2	0	2	0
3 Carson Bischoff	09:07	3-4	3-4	0-0	0	0	0	1	0	8	0	0
Team					3	2	0					
Totals	17:60	8-33	13-24	18-26	44	22	21	55	13	11	9	1

Shooting By Period			
1st FG%	9.26	34.6%	
3PT%	4.13	30.8%	
FT%	5.10	30%	
2nd FG%	7.68	24.1%	
3PT%	3.16	18.6%	
FT%	4.6	66.7%	
OT FG%	1.5	20.0%	
3PT%	1.4	25.0%	
FT%	6.8	75%	
GM FG%	17.60	28.3%	
3PT%	6.33	24.2%	
FT%	12.13	62.3%	

Dead Ball Rebounds: 2.0

Technical Fouls: NONE												
Points from Turnovers												
Period by Period Scoring												
1st 2nd TOT												
ULM	17	17	34									
UTA	25	21	46									

## @ ARKANSAS STATE

L, 75-70

UT Arlington - 70												
Record: 5-10 (3-3)												
NO. Name	Min	FG	3P	FT	Rebounds	Fouls	TP	AS	TO	ST	Blocks	+
0 Kaodirichi Akobundu-Ehiogu	31:09	4-4	0-0	0-0	3	6	9	4	0	2	2	4
23 Patrick Mwamba	24:55	6-12	3-5	0-0	2	2	4	3	0	15	3	1
1 Javon Levi	26:17	3-8	0-1	2-2	0	4	4	3	4	8	3	1
4 David Azore	27:35	4-12	1-3	9-10	0	2	2	3	18	1	6	0
20 Nicolas Elame	28:49	5-9	0-3	1-1	2	3	5	4	11	2	1	2
3 Carson Bischoff	16:53	1-2	1-2	0-0	0	0	0	0	0	3	0	0
22 Shemar Wilson	08:28	0-0	0-0	0-0	0	1	1	0	0	0	0	0
14 Montez Young Jr.	15:08	2-3	0-0	0-0	1	1	2	0	4	2	0	1
10 Jack Holberg	13:43	0-3	0-1	0-0	0	0	0	0	2	1	0	0
5 Brandy Talbot	07:03	1-3	1-3	0-0	0	1	1	0	0	3	0	0
Team					0	0	0		2			
Totals	26:56	6-19	12-13	7-20	27	19	12	70	13	14	8	4

Shooting By Period			
1st FG%	14.27	51.9%	
3PT%	3.8	37.5%	
FT%	4.5	80%	
2nd FG%	10.29	41.4%	
3PT%	3.10	30.0%	
FT%	8.8	100%	
GM FG%	26.56	46.4%	
3PT%	6.18	33.3%	
FT%	12.13	82.3%	

Dead Ball Rebounds: 1.0

Arkansas State - 75												
Record: 12-4 (5-1)												
NO. Name	Min	FG	3P	FT	Rebounds	Fouls	TP	AS	TO	ST	Blocks	+
15 Norchad Omier	36:08	6-13	0-0	6-10	9	7	16	3	7	18	2	1
22 Keyon Wesley	17:48	2-3	0-0	0-0	0	1	1	0	1	4	2	1
0 Caleb Fields	32:22	4-6	2-3	2-2	0	4	4	1	1	12	6	3
3 Desi Sills	27:54	6-11	2-5	2-2	0	4	4	1	16	1	5	2
2 Marquis Eaton	32:30	4-11	1-3	7-8	0	4	4	5	6	8	3	2
2 Avery Fells	12:50	1-3	1-3	0-0	0	1	1	0	2	3	0	1

# ALL GAME BOX SCORES AND SUMMARIES

## @ LITTLE ROCK

L, 98-96<sup>(3OT)</sup>

UT Arlington - 96													Record: 8-11 (6-4)													
NO.		Name		Min	FG	3P	FT	Rebounds	Fouls	TP	AS	TO	ST	Blocks	+	Shooting By Period										
					M/A	M/A	M/A	OR	DR	PF				BS	BA	1st	2nd	3rd	4th	OT						
0			Kadriichi Akobundu-Ehogu	F	10:40	0-0	0-0	0-0	1	0	2	0	0	2	0	1st	FG%	8-25	32.0%							
1			Javon Levi	F	44:26	2-5	0-2	0-2	0	5	5	2	2	4	7	3	1st	FT%	9-9	33.3%						
4			David Azore	F	04:15	0-0	0-0	0-0	0	0	0	0	0	0	0	2nd	FG%	16-23	69.6%							
20			Nicolas Elame	F	24:52	1-4	0-0	0-0	0	0	3	3	2	0	4	1	0	3rd	FT%	5-9	55.6%					
3			Carson Bischoff	F	30:08	9-11	0-0	0-0	1	3	4	0	2	27	0	1	0	0	4th	FT%	6-10	60.0%				
12			Lazaro Rojas	F	29:05	3-6	0-0	0-0	6	5	13	4	6	12	0	4	0	0	OTFG%	7-20	35.0%					
24			Montez Young Jr.	F	12:19	1-2	0-1	0-2	2	0	2	0	1	2	0	0	0	0	3PT%	2-6	33.3%					
10			Jack Holberg	F	12:01	0-1	0-1	0-0	0	0	0	2	0	0	0	0	0	0	FT%	11-17	64.7%					
22			Shemar Wilson	F	11:20	2-4	0-0	1-2	2	1	3	2	5	0	0	0	0	0	GMFG%	31-68	45.6%					
5			Brandy Tabot	F	05:02	0-0	0-0	0-0	0	1	1	0	0	0	0	0	0	0	3PT%	10-24	41.7%					
Team								2	3	5	0	0	0	0	0	0	2	FT%	24-36	66.7%						
Totals					31-68	10-24	24-36	17	28	45	23	31	98	11	19	6	4	3	2	Dead Ball Rebounds: 7-0						
														Technical Fouls: NONE												

Little Rock - 98													Record: 7-9 (2-2)																	
NO.	Name	Min	FG	3P	FT	Rebounds	Fouls	TP	AS	TO	ST	Blocks	A+	Shooting By Period																
			M/A	M/A	M/A	OR	DR	PF				BS	BA	1 <sup>st</sup>	2 <sup>nd</sup>	3 <sup>rd</sup>	4 <sup>th</sup>	OT												
13	Myron Gardner	F 46:25	3-6	2-3	2-4	0	3	3	5	3	10	5	3	1	1	1	1	1	1	4										
20	Kevin Osawe	F 39:58	5-12	0-5	5-6	1	4	4	1	3	15	1	1	0	1	0	1	0	0	8										
3	Isiah Palermo	G 46:24	5-16	1-4	3-5	4	1	5	5	4	14	3	0	3	0	3	1	2	2											
5	CJ White	G 36:51	3-8	3-5	2-2	0	3	3	5	2	11	7	1	0	0	0	0	0	5											
12	Jordan Jefferson	G 05:01	2-3	2-2	0-0	0	1	1	1	5	1	6	0	1	0	0	0	0	19											
13	D.J. Smith	G 45:01	8-12	5-6	6-9	0	4	4	4	8	27	2	5	0	0	0	0	1	17											
33	Jovan Stulic	37:14	3-8	2-5	2-2	0	4	4	3	2	10	2	3	0	1	1	1	1	6											
52	Admir Besovic	07:40	0-0	0-0	0-0	0	2	0	2	0	0	1	0	0	0	0	0	0	12											
55	Tanner Curtis II	05:28	2-2	1-1	0-0	0	1	1	1	1	5	0	0	0	0	0	0	0	3											
Team						3	5	2	0	0	0	0	0	0	0	0	0	0	2											
Totals			31-67	16-31	20-28	10	25	35	31	23	98	21	15	5	3	4	2	Dead Ball Rebounds: 6-0												
														Technical Fouls: NONE																

	UTA	LR	Points from	UTA	LR	Period by Period Scoring						
Biggest lead	3 (2nd 1:11)	17 (2nd 17:36)	Turnovers	20	26	1st	2nd	OT1	OT2	OT3	TOT	
Best Scoring Run	8 (1st 6:31)	9 (1st 15:24)	Paint	38	26	UTA	26	43	6	11	10	96
Lead Changes		2	Second Chance	18	11	LR	35	34	6	11	12	98
Times Tied		5	Fast Breaks	19	8							
Time with Lead	01:09	49:38	Bench	46	42							

## TEXAS STATE

W, 70-58

Texas St. - 58													Record: 12-6 (3-3)																	
NO.	Name	Min	FG	3P	FT	Rebounds	Fouls	TP	AS	TO	ST	Blocks	+	Shooting By Period																
			M/A	M/A	M/A	OR	DR	PF				BS	BA	1st	2nd	3rd	4th	OT												
1	Isiah Small	F 30:06	4-13	1-5	1-4	2	6	8	2	3	10	0	2	0	0	0	0	0	4											
11	Nate Martin	F 12:36	0-2	0-0	0-0	0	2	2	4	3	0	0	2	1	0	2	2	1	3											
4	Shelby Adams	G 33:49	7-10	2-3	0-0	3	1	4	5	1	16	1	1	2	2	0	0	0	3											
5	Caleb Asberry	G 37:02	2-10	1-7	2-4	0	3	3	3	2	7	1	3	2	2	0	0	0	13											
12	Mason Harrell	G 36:22	5-10	0-2	2-2	2	2	4	1	4	14	6	1	2	0	0	0	0	15											
10	Tyrell Morgan	F 11:54	1-3	1-2	0-0	1	1	2	0	1	9	0	0	0	0	0	0	0	17											
22	Nighael Caesar	17:30	2-5	0-0	0-2	3	4	7	3	1	4	0	1	0	2	0	0	0	0											
55	Dru Drinnon	10:10	1-2	0-1	0-0	0	0	0	0	1	2	0	0	0	0	0	0	0	10											
24	Brandon Love	07:54	1-3	0-0	0-0	0	1	1	1	0	2	0	0	0	0	0	1	0	4											
0	Dylan Dawson	02:37	0-0	0-0	0-0	0	0	0	0	0	0	0	0	0	0	0	0	0	11											
Team						0	2	2	0	0	0	0	0	0	0	0	0	0	0	1										
Totals			24-58	5-20	5-12	13	22	35	18	13	58	12	12	6	7	2	12	Dead Ball Rebounds: 2-0												
																	Technical Fouls: NONE													

UT Arlington - 70			Record: 9-11 (5-4)													ASST. COACHES												
NO. NAME		Min	FG M/A	3P M/A	FT M/A	Rebounds OR DR TOT	Fouls PF FO	TP	AS	TO	ST	Blocks BS BA	+/-	Shooting By Period														
														1 <sup>st</sup> FG% 15-27 55.6%														
0 Kadriichi Akobundu-Ehogu		F 20:30	2-3	0-0	0-0	3 2 5	0 0	4	2	1	0	1 1 3		3P% 3-4 75.0%														
23 Patrick Mwamba		F 28:36	4-7	1-3	6-7	0 2 2	4 4	15	3	1	1 1 0	8		2 <sup>nd</sup> FG% 8-20 40.0%														
1 Javon Levi		G 28:44	4-7	0-1	0-0	0 7 7	1 1	8	6	2	3 0 0	15		3P% 2-8 25.0%														
3 Carson Bischoff		G 19:37	2-7	2-7	2-2	0 1 1	0 1	8	0	0	0 0 1	22		FT% 16-23 69.6%														
4 David Azore		G 22:59	1-6	0-1	0-0	0 5 6	0 6	9	1	3	0 0 0	1		GMFG% 1-6 16.7%														
5 Brandy Tabot		09:48	1-3	1-3	0-0	0 0 0	0 1	3	0	2	0 0 0	14		3P% 5-17 29.4%														
10 Jack Holberg		11:25	1-1	0-0	1-2	0 0 0	0 1	3	1	0	1 0 0	3		FT% 19-29 65.5%														
12 Lazaro Rojas		17:50	5-7	0-0	2-5	1 1 2	1 4	12	0	1 2	0 2 4		Dead Ball Rebounds: 3-0															
20 Nicolas Elame		18:56	3-6	1-2	0-2	2 5 7	3 1	7	1	0 2	0 1 6																	
24 Montez Young Jr.		12:25	0-0	0-0	1-2	2 1 3	2 1	2	1	0 0	0 0 4																	
Team						1 1 2	0 0	0	0	0 0	0 0 0																	
Totals		23-47	5-17	19-29	9 26 35	13 18	70	16	11	9 2 7	12																	
														Technical Fouls: NONE														

	TXS	UTA	Points from Turnovers	TXS	UTA	Period by Period Scoring			
Biggest lead	0 (1 <sup>st</sup> 20:00)	16 (1 <sup>st</sup> 11:58)	Turnovers	11	17		1 <sup>st</sup>	2 <sup>nd</sup>	TOT
Best Scoring Run	6 (1 <sup>st</sup> 5:28)	10 (2 <sup>nd</sup> 9:29)	Paint	24	26	TXS	21	37	58
Lead Changes			Second Chance	12	9				
Times Tied		0	Fast Breaks	3	22	UTA	36	34	70
Time with Lead	00:00	39:31	Bench	11	26				





# ALL GAME BOX SCORES AND SUMMARIES

## LITTLE ROCK

W, 85-70

Little Rock - 70														
Record: 6-15 (3-8)														
NO.	Name	Min	FG	3P	FT	Rebounds	Fouls	TP	AS	TO	ST	Blocks	BA	+
			M-A	M-A	M-A	OR DR TOT	PF	FD						
15	Myron Gardner	F 40:00	9-13	2-5	4-6	3 8 11	3 3	24	0	4	0	1	0	-15
3	Isaiah Palermo	G 20:24	1-5	0-2	0-0	0 0 0	3 0	2	0	4	0	0	3	-5
12	Jordan Jefferson	G 27:46	4-6	4-6	2-2	1 2 3	0 4	14	1	2	1	1	0	-15
13	D.J. Smith	G 40:00	2-9	0-4	4-5	1 2 3	3 3	8	8	3	0	0	1	-15
33	Jovan Stulic	G 38:50	6-10	4-7	1-3	1 3 4	2 3	17	4	1	0	1	0	-19
5	CJ White	31:43	2-5	1-4	0-0	1 3 4	4 2	5	2	3	0	0	0	-5
55	Terrill Curtis II	01:17	0-0	0-0	0-0	0 0 0	0 0	0	0	0	0	0	0	-1
Team						1 4 5	0	0	0	0	0	0	0	-1
Totals			24-48	11-28	11-16	8 22 30	15 15	70	15	18	2	2	5	-15
Technical Fouls: NONE														

Shooting By Period			
1st FG%	12-24	50.0%	
3PT%	6-14	42.9%	
FT%	4-6	66.7%	
2nd FG%	12-24	50.0%	
3PT%	5-14	35.7%	
FT%	7-10	70.0%	
GMFG%	24-48	50.0%	
3PT%	11-28	39.3%	
FT%	11-16	68.8%	

Dead Ball Rebounds: 2-0

The three-headed attack of David Azore (20 points), Nicolas Elame (16) and Carson Bischoff (15) led UTA's offensive prowess as the Mavs registered a season high in points in a regulation game. UTA never trailed, led by as much as 18 and knocked down a season-best 11 3-pointers while committing just six turnovers – its second-fewest in a game this year.

Combined with forcing the Trojans into 18 turnovers, the Mavs finished with a 26-11 edge in points off giveaways and a 30-10 advantage in points in the paint. UTA connected at a 48-percent rate (31-65) from the floor, issuing assists on 22 of those makes to equal its best performance of the season against a Division-I opponent.

Possessing just an eight-point lead, 56-48, with under 14 minutes to play, UTA used a 13-4 surge in a little over three minutes to take a commanding 69-52 advantage and never allowed the Trojans to get any closer than 12 the rest of the night, avenging a 98-96 triple-overtime loss to Little Rock on Jan. 22.

UT Arlington - 85														
Record: 11-14 (7-7)														
NO.	Name	Min	FG	3P	FT	Rebounds	Fouls	TP	AS	TO	ST	Blocks	BA	+
			M-A	M-A	M-A	OR DR TOT	PF	FD						
0	Kaodrich Akobundu-Ehiohu	F 22:01	2-3	0-0	0-0	2 1 3	2 1	4	0	0	2	5 1	11	
23	Patrick Mwamba	F 13:33	2-2	1-1	1-2	1 2 3	5 3	6	1	3	1	0	0	-15
1	Javon Levi	G 27:15	2-7	0-1	0-0	1 1 2	1 1	4	10	0	3	0	0	-15
4	David Azore	G 38:11	7-17	0-5	6-7	0 6 6	0 5	20	4	1	4	0	1	-18
20	Nicolas Elame	G 26:11	7-12	2-4	0-0	0 2 2	1 0	16	1	0	0	0	0	-10
3	Carson Bischoff	20:37	5-10	5-10	0-0	0 0 0	0 0	15	0	0	0	0	0	-2
24	Montez Young Jr.	16:14	1-4	0-0	4-4	2 3 5	0 2	6	1	0	1	0	0	-5
10	Jack Hobberg	16:23	3-4	1-2	0-0	1 0 1	1 2	7	5	1	0	0	0	-2
22	Shemar Wilson	09:21	0-1	0-0	0-0	2 2 4	3 0	0	0	0	0	0	0	-3
5	Brandyn Talbot	04:17	2-3	2-3	0-0	0 0 0	1 0	6	0	0	0	0	0	-1
12	Lazaro Rojas	05:57	0-2	0-0	1-2	2 1 3	1 1	1	0	0	0	0	0	-5
Team						2 1 3		0	1					
Totals			31-65	11-26	12-15	13 19 32	15 15	85	22	6	11	5	2	-15
Technical Fouls: NONE														

Shooting By Period			
1st FG%	17-35	48.6%	
3PT%	5-13	38.5%	
FT%	1-3	33.3%	
2nd FG%	14-30	46.7%	
3PT%	6-13	46.2%	
FT%	11-12	91.7%	
GMFG%	31-65	47.7%	
3PT%	11-26	42.3%	
FT%	12-15	80.0%	

Dead Ball Rebounds: 2-0

LR		UTA	
Biggest lead	0 (1 <sup>st</sup> 20:00)	18 (2 <sup>nd</sup> 7:45)	
Best Scoring Run	6 (1 <sup>st</sup> 12:58)	12 (1 <sup>st</sup> 16:50)	
Lead Changes	0		
Times Tied	0		
Time with Lead	00:00	39:41	

Points from		LR		UTA	
Turnovers	11	26			
Paint	10	30			
Second Chance	10	10			
Fast Breaks	2	10			
Bench	5	35			

Period by Period Scoring			
1st	2nd	TOT	
LR	34	36	70
UTA	40	45	85

## ARKANSAS STATE

L, 58-49

Arkansas St. - 58														
Record: 16-9 (7-6)														
NO.	Name	Min	FG	3P	FT	Rebounds	Fouls	TP	AS	TO	ST	Blocks	BA	+
			M-A	M-A	M-A	OR DR TOT	PF	FD						
1	Markise Davis	F 16:57	3-3	0-0	0-0	1 2 3	0 1	6	0	0	0	0	0	-6
15	Norchad Omier	F 34:44	9-11	0-0	4-6	1 15 16	1 4	22	2	3	3	2	0	-4
0	Caleb Fields	G 30:57	0-1	0-1	2-2	0 2 2	1 5	2	3	4	0	0	0	-8
3	Desi Sills	G 34:07	2-8	1-6	5-6	0 2 2	2 3	10	1	0	0	0	0	-5
23	Marquis Eaton	G 24:27	1-6	0-4	1-3	3 3 3	4 3	3	3	2	2	0	1	-8
2	Avery Fells	G 23:22	1-5	1-4	0-0	0 2 2	0 0	0	3	1	1	0	0	-3
10	Malcolm Farrington	08:23	0-6	0-4	0-1	1 2 0	1 0	0	0	1	0	0	0	-4
22	Keyon Wesley	15:07	2-4	0-0	1-1	2 0 2	3 1	4	0	3	1	0	0	-7
50	Antwon Jackson	07:10	3-5	0-0	0-0	1 2 3	1 0	6	0	0	0	0	0	-5
13	Mario Fautina	04:46	1-2	0-1	0-0	1 1 2	1 0	2	0	0	0	0	0	-1
Team						1 3 4	0	0						
Totals			22-51	2-20	12-18	8 33 41	13 18	59	16	14	6	2	2	-9
Technical Fouls: Fields 2 <sup>nd</sup> 16:30														

Shooting By Period			
1st FG%	12-23	52.2%	
3PT%	2-14	14.3%	
FT%	0-2	0%	
2nd FG%	10-22	45.5%	
3PT%	0-6	0.0%	
FT%	12-16	75%	
GMFG%	22-51	43.1%	
3PT%	2-20	10.0%	
FT%	2-18	11.1%	

Dead Ball Rebounds: 3-0

Just two days after turning in arguably its best offensive performance of the season, UT Arlington went to the complete opposite end of the spectrum as the Mavericks struggled significantly from the floor en route to a 58-49 loss to Arkansas State.

The Mavs – who came into the game leading the Sun Belt Conference in scoring in league play at better than 72 per game – tied for their fewest points ever in a Sun Belt game and connected at just 29 percent (19-65) from the floor, which included making five of their final six attempts.

Patrick Mwamba and David Azore both scored 11 points to lead the Mavs, who notched 12 points in the final 40 seconds of the game after netting just 37 in the first 39 minutes and 20 seconds.

The Mavs got within two, 28-26, a couple of minutes into the 2nd half, but went ice cold after that, scoring just five points over the next 13 minutes. A-State built a 42-31 lead with a little over four minutes remaining before extending to as much as much 16 en route to sweeping the season series from UTA.

UT Arlington - 49														
Record: 11-15 (7-8)														
NO.	Name	Min	FG	3P	FT	Rebounds	Fouls	TP	AS	TO	ST	Blocks	BA	+
			M-A	M-A	M-A	OR DR TOT	PF	FD						
0	Kaodrich Akobundu-Ehiohu	F 24:36	2-5	0-0	0-0	3 1 4	1 1	4	1	1	0	1	1	-14
23	Patrick Mwamba	F 23:40	4-12	2-4	1-2	3 2 5	3 1	11	0	0	0	0	0	-6
1	Javon Levi	G 23:09	2-5	1-1	0-0	0 0 0	4 1	5	3	3	4	0	0	-12
3	Carson Bischoff	G 18:38	0-4	0-3	0-0	0 2 2	2 0	0	0	0	0	1	0	-4
4	David Azore	G 36:12	3-16	2-4	3-4	0 3 3	3 4	11	3	1	1	0	0	-7
12	Lazaro Rojas	07:32	1-3	0-0	2-2	1 1 2	1 3	4	1	2	1	0	0	-1
24	Montez Young Jr.	15:42	2-4	0-0	0-0	3 3 6	1 1	4	0	0	1	0	0	-1
20	Nicolas Elame	26:54	4-12	0-4	0-0	1 6 7	2 0	8	0	2	1	0	0	-3
10	Jack Hobberg	16:51	0-3	0-0	0-0	0 4 4	0 1	0	1	0	0	1	0	-3
22	Shemar Wilson	06:24	1-1	0-0	0-0	1 1 2	0 0	2	0	0	0	0	0	-1
5	Brandyn Talbot	00:22	0-0	0-0	0-0	0 0 0	0 0	0	0	1	0	0	0	-0
Team						2 1 3		0	1					
Totals			19-65	5-16	6-8	14 24 38	19 12	49	8	11	8	2	2	-9
Technical Fouls: Levi 2 <sup>nd</sup> 16:30														

Shooting By Period			
1st FG%	8-28	28.6%	
3PT%	2-4	50.0%	
FT%	4-4	100%	
2nd FG%	11-37	29.7%	
3PT%	3-12	25.0%	
FT%	2-4	50%	
GMFG%	19-65	29.2%	
3PT%	5-16	31.3%	
FT%	6-8	75.0%	

Dead Ball Rebounds: 1-0

ASU		UTA	
Biggest lead	16 (2 <sup>nd</sup> 1:28)	2 (1 <sup>st</sup> 19:06)	
Best Scoring Run	8 (1 <sup>st</sup> 7:45)	5 (2 <sup>nd</sup> 0:33)	
Lead Changes	3		
Times Tied	5		
Time with Lead	36:09	01:26	

Points from	ASU	UTA
Turnovers	8	7
Paint	30	22
Second Chance	11	15
Fast Breaks	17	7
Bench	15	18

# 2021-22 UTA OVERALL SEASON STATS

## Game Records

Record	Overall	Home	Away	Neutral
ALL GAMES	11-15	8-4	3-11	0-0
CONFERENCE	7-8	5-3	2-5	0-0
NON-CONFERENCE	4-7	3-1	1-6	0-0

## Score by Periods

Team	1st	2nd	OT	TOT
UT Arlington	814	889	76	1779
Opponents	807	908	90	1805

## Team Box Score

No.	Player				Total		3-Point		F-Throw		Rebounds											
		GP-GS	MIN	AVG	FG-FGA	FG%	3FG-3FGA	3FG%	FT-FTA	FT%	OFF	DEF	TOT	AVG	PF	DQ	A	TO	BLK	STL	PTS	AVG
4	AZORE, David	23-23	787:27	34.2	143-349	.410	27-89	.303	136-164	.829	7	96	103	4.5	44	1	42	71	2	20	449	19.5
23	MWAMBA, Patrick	23-19	618:14	26.9	77-221	.348	33-114	.289	39-58	.672	30	71	101	4.4	59	2	44	39	13	26	226	9.8
20	ELAME, Nicolas	22-8	472:50	21.5	69-159	.434	14-46	.304	20-33	.606	25	49	74	3.4	48	0	34	28	0	29	172	7.8
21	CASTRO, Pedro	9-9	231:27	25.7	25-71	.352	9-32	.281	5-8	.625	4	30	34	3.8	10	0	13	17	8	9	64	7.1
3	BISCHOFF, Carson	19-9	342:36	18.0	36-84	.429	35-80	.438	5-7	.714	1	19	20	1.1	13	0	8	6	0	9	112	5.9
22	WILSON, Shemar	23-3	314:29	13.7	53-83	.639	0-1	.000	27-44	.614	45	47	92	4.0	56	1	10	18	7	8	133	5.8
1	LEVI, Javon	26-25	760:50	29.3	60-156	.385	8-28	.286	19-41	.463	28	90	118	4.5	49	0	136	60	1	46	147	5.7
0	AKOBUNDU-EHIOGU, Kaodirichi	26-23	550:22	21.2	59-86	.686	0-0	.000	11-13	.846	44	81	125	4.8	61	2	11	23	60	9	129	5.0
12	ROJAS, Lazaro	22-2	240:53	10.9	34-70	.486	2-6	.333	17-28	.607	18	44	62	2.8	41	0	6	32	9	7	87	4.0
10	HOIBERG, Jack	24-1	407:44	17.0	29-83	.349	11-36	.306	18-23	.783	11	19	30	1.3	29	0	37	19	1	10	87	3.6
5	TALBOT, Brandyn	23-3	279:23	12.1	29-84	.345	23-72	.319	2-2	1.000	2	18	20	0.9	15	0	14	19	1	6	83	3.6
24	YOUNG JR., Montez	26-5	386:22	14.9	39-81	.481	1-10	.100	7-18	.389	46	64	110	4.2	40	1	23	20	4	18	86	3.3
15	ROMANELLI, Antonio	3-0	07:21	2.5	1-3	.333	1-2	.500	1-2	.500	0	1	1	0.3	0	0	1	0	0	0	4	1.3
Team											45	40	85					18				
Total		26	5400		654-1530	.427	164-516	.318	307-441	.696	306	669	975	37.5	465	7	379	370	106	197	1779	68.4
Opponents		26	5400		633-1527	.415	210-609	.345	329-465	.708	297	638	935	36.0	435	10	408	352	77	183	1805	69.4

## Team Statistics

	UTA	OPP
<b>Scoring</b>	<b>1779</b>	<b>1805</b>
Points per game	68.4	69.4
Scoring margin	-1.0	-
<b>Field goals-att</b>	<b>654-1530</b>	<b>633-1527</b>
Field goal pct	.427	.415
<b>3 point fg-att</b>	<b>164-516</b>	<b>210-609</b>
3-point FG pct	.318	.345
3-pt FG made per game	6.3	8.1
<b>Free throws-att</b>	<b>307-441</b>	<b>329-465</b>
Free throw pct	.696	.708
F-Throws made per game	11.8	12.7
<b>Rebounds</b>	<b>975</b>	<b>935</b>
Rebounds per game	37.5	36.0
Rebounding margin	+1.5	-
<b>Assists</b>	<b>379</b>	<b>408</b>
Assists per game	14.6	15.7
<b>Turnovers</b>	<b>370</b>	<b>352</b>
Turnovers per game	14.2	13.5
Turnover margin	-0.7	-
Assist/turnover ratio	1.0	1.2
<b>Steals</b>	<b>197</b>	<b>183</b>
Steals per game	7.6	7.0
<b>Blocks</b>	<b>106</b>	<b>77</b>
Blocks per game	4.1	3.0
<b>Winning streak</b>	<b>0</b>	<b>-</b>
Home win streak	0	-
<b>Attendance</b>	<b>19584</b>	<b>55285</b>
Home games-Avg/Game	12-1632	14-3949
Neutral site-Avg/Game	-	0-0

## Team Results

Date	Opponent		Score	Att.
11/09/2021	at Oklahoma St.	L	45-88	7981
11/13/2021	Mary Hardin-Baylor	W	104-75	3288
11/16/2021	Abilene Christian	Lot	71-80	1480
11/18/2021	at North Texas	L	36-64	3211
11/20/2021	at San Diego St.	L	62-68	11903
11/27/2021	at Utah St.	L	61-80	8088
11/29/2021	at UC Santa Barbara	W	70-62	483
12/11/2021	Lamar University	W	56-47	1306
12/16/2021	at Oral Roberts	L	62-71	3238
12/19/2021	at Oklahoma	L	50-70	6579
12/22/2021	Howard Payne	W	95-46	1150
12/30/2021	South Alabama	Wot	89-87	1200
01/01/2022	Troy	W	62-57	1574
01/06/2022	at Georgia St.	W	70-63	732
01/08/2022	at Ga. Southern	Lot	73-74	1822
01/13/2022	Louisiana	W	83-73	1057
01/15/2022	La.-Monroe	Lot	55-62	1107
01/20/2022	at Arkansas St.	L	70-75	1161
01/22/2022	at Little Rock	Lot3	96-98	1910
01/27/2022	Texas St.	W	70-58	1658
01/29/2022	at Texas St.	L	53-58	3587
02/05/2022	Appalachian St.	L	61-70	2075
02/10/2022	at La.-Monroe	L	71-74	1999
02/12/2022	at Louisiana	Wot	80-77	2591
02/17/2022	Little Rock	W	85-70	1777
02/19/2022	Arkansas St.	L	49-58	1912



## 2021-22 UTA SUN BELT ONLY STATS

### Game Records

Record	Overall	Home	Away	Neutral
ALL GAMES	7-8	5-3	2-5	0-0
CONFERENCE	7-8	5-3	2-5	0-0
NON-CONFERENCE	0-0	0-0	0-0	0-0

### Score by Periods

Team	1st	2nd	OT	TOT
UT Arlington	489	510	68	1067
Opponents	452	529	73	1054

### Team Box Score

No.	Player				Total		3-Point		F-Throw		Rebounds											
		GP-GS	MIN	AVG	FG-FGA	FG%	3FG-3FGA	3FG%	FT-FTA	FT%	OFF	DEF	TOT	AVG	PF	DQ	A	TO	BLK	STL	PTS	AVG
4	AZORE, David	13-13	476:04	36.6	101-228	.443	22-58	.379	88-105	.838	5	64	69	5.3	26	0	28	37	2	12	312	24.0
23	MWAMBA, Patrick	15-14	444:57	29.7	59-163	.362	24-78	.308	29-45	.644	20	49	69	4.6	43	2	34	27	6	16	171	11.4
20	ELAME, Nicolas	15-6	354:46	23.7	47-116	.405	12-35	.343	16-23	.696	19	42	61	4.1	30	0	26	17	0	21	122	8.1
3	BISCHOFF, Carson	13-7	225:21	17.3	26-60	.433	25-57	.439	4-4	1.000	1	8	9	0.7	6	0	4	5	0	4	81	6.2
1	LEVI, Javon	15-14	474:42	31.6	36-89	.404	5-18	.278	10-26	.385	19	61	80	5.3	29	0	85	30	1	29	87	5.8
22	WILSON, Shemar	13-1	174:35	13.4	24-40	.600	0-0	.000	17-23	.739	23	26	49	3.8	26	0	4	6	2	5	65	5.0
0	AKOBUNDU-EHIOGU, Kaodirichi	15-14	325:09	21.7	28-44	.636	0-0	.000	5-6	.833	30	38	68	4.5	36	2	7	13	28	8	61	4.1
12	ROJAS, Lazaro	12-0	124:36	10.4	16-35	.457	0-1	.000	11-20	.550	13	19	32	2.7	19	0	1	14	4	3	43	3.6
5	TALBOT, Brandyn	15-3	166:55	11.1	16-57	.281	13-48	.271	2-2	1.000	0	9	9	0.6	9	0	6	7	1	3	47	3.1
10	HOIBERG, Jack	13-1	205:25	15.8	14-38	.368	5-17	.294	4-6	.667	4	6	10	0.8	12	0	17	7	1	6	37	2.8
24	YOUNG JR., Montez	15-2	202:30	13.5	18-35	.514	0-2	.000	5-10	.500	26	28	54	3.6	24	1	13	9	2	6	41	2.7
Team											28	22	50					15				
Total		15	3175		385-905	.425	106-314	.338	191-270	.707	188	372	560	37.3	260	5	225	187	47	113	1067	71.1
Opponents		15	3175		378-864	.438	116-338	.343	182-264	.689	158	368	526	35.1	254	9	241	199	51	87	1054	70.3

### Team Statistics

	UTA	OPP
<b>Scoring</b>	<b>1067</b>	<b>1054</b>
Points per game	71.1	70.3
Scoring margin	+0.9	-
<b>Field goals-att</b>	<b>385-905</b>	<b>378-864</b>
Field goal pct	.425	.438
<b>3 point fg-att</b>	<b>106-314</b>	<b>116-338</b>
3-point FG pct	.338	.343
3-pt FG made per game	7.1	7.7
<b>Free throws-att</b>	<b>191-270</b>	<b>182-264</b>
Free throw pct	.707	.689
F-Throws made per game	12.7	12.1
<b>Rebounds</b>	<b>560</b>	<b>526</b>
Rebounds per game	37.3	35.1
Rebounding margin	+2.3	-
<b>Assists</b>	<b>225</b>	<b>241</b>
Assists per game	15.0	16.1
<b>Turnovers</b>	<b>187</b>	<b>199</b>
Turnovers per game	12.5	13.3
Turnover margin	+0.8	-
Assist/turnover ratio	1.2	1.2
<b>Steals</b>	<b>113</b>	<b>87</b>
Steals per game	7.5	5.8
<b>Blocks</b>	<b>47</b>	<b>51</b>
Blocks per game	3.1	3.4
<b>Winning streak</b>	<b>0</b>	<b>-</b>
Home win streak	0	-
<b>Attendance</b>	<b>12360</b>	<b>13802</b>
Home games-Avg/Game	8-1545	7-1972
Neutral site-Avg/Game	-	0-0

### Team Results

Date	Opponent		Score	Att.
12/30/2021	South Alabama	Wot	89-87	1200
01/01/2022	Troy	W	62-57	1574
01/06/2022	at Georgia St.	W	70-63	732
01/08/2022	at Ga. Southern	Lot	73-74	1822
01/13/2022	Louisiana	W	83-73	1057
01/15/2022	La.-Monroe	Lot	55-62	1107
01/20/2022	at Arkansas St.	L	70-75	1161
01/22/2022	at Little Rock	Lot3	96-98	1910
01/27/2022	Texas St.	W	70-58	1658
01/29/2022	at Texas St.	L	53-58	3587
02/05/2022	Appalachian St.	L	61-70	2075
02/10/2022	at La.-Monroe	L	71-74	1999
02/12/2022	at Louisiana	Wot	80-77	2591
02/17/2022	Little Rock	W	85-70	1777
02/19/2022	Arkansas St.	L	49-58	1912

## UTA-OPPONENT GAME-BY-GAME COMPARISON

Opponent	1st	2nd	Score	Mar	Total FG	FG Pct	3-Pointers	3FG Pct	Free Throws	FT Pct	Rebounds	Assist	T/Over	Block	Steal	Fouls
Oklahoma State	14/43	31/45	45-88	(-43)	20-53/33-71	.377/.465	2-20/9-25	.100/.360	3-10/13-17	.300/.765	28/50 (-22)	6/20	22/12	7/3	8/15	17/14
MARY HARDIN-BAYL	43/38	61/37	104-75	+29	43-67/25-72	.642/.347	7-21/15-39	.333/.385	11-12/10-15	.917/.667	47/27 +20	28/18	16/13	4/2	10/11	16/12
ABILENE CHRISTIAN	32/34	31/29	71-80	(-9)	24-51/22-67	.471/.328	6-14/7-20	.429/.350	17-24/29-38	.708/.763	41/43 (-2)	16/13	28/15	7/0	8/15	30/25
North Texas	12/43	24/21	36-64	(-28)	12-42/19-54	.286/.352	1-10/9-29	.100/.310	11-21/17-23	.524/.739	35/41 (-6)	3/11	21/11	7/2	2/8	22/21
San Diego State	28/31	34/37	62-68	(-6)	25-55/16-46	.385/.348	5-14/6-15	.357/.400	7-13/30-34	.538/.882	34/34 -	10/13	13/17	5/5	6/4	27/20
Utah State	32/40	29/40	61-80	(-19)	22-56/30-58	.393/.517	5-18/12-29	.278/.414	12-13/8-10	.923/.800	30/33 (-3)	11/26	15/12	4/0	8/7	17/15
UC Santa Barbara	33/31	37/31	70-62	+8	23-57/24-55	.404/.436	5-16/3-14	.313/.214	19-25/11-22	.760/.500	37/36 +1	17/16	11/18	3/4	8/4	25/20
LAMAR UNIVERSITY	31/12	25/35	56-47	+9	20-54/16-62	.370/.258	6-24/4-20	.250/.200	10-14/11-13	.714/.846	40/45 (-5)	18/5	13/14	7/2	8/9	12/16
Oral Roberts	23/34	39/37	62-71	(-9)	25-63/26-59	.397/.441	5-17/14-32	.294/.438	7-12/5-10	.583/.500	44/35 +9	10/17	13/9	6/6	6/6	16/13
Oklahoma	18/35	32/35	50-70	(-20)	17-50/28-51	.340/.549	6-21/8-21	.286/.381	10-15/6-8	.667/.750	26/35 (-9)	9/19	15/17	3/1	11/6	13/16
HOWARD PAYNE UN	59/14	36/32	95-46	+49	38-67/16-68	.567/.235	10-27/7-27	.370/.259	9-12/7-11	.750/.636	53/30 +23	26/9	16/15	6/1	9/11	14/12
SOUTH ALABAMA	41/40	34/35	89-87	+2	33-61/31-67	.541/.463	5-15/7-21	.333/.333	18-24/18-23	.750/.783	40/28 +12	15/16	17/11	5/5	5/8	24/20
TROY	34/29	28/28	62-57	+5	22-59/18-60	.373/.300	4-17/7-21	.235/.333	14-20/14-17	.700/.824	32/53 (-21)	17/11	4/16	7/4	9/3	17/22
Georgia State	31/32	39/31	70-63	+7	26-67/27-68	.388/.397	7-18/6-24	.389/.250	11-15/3-8	.733/.375	51/32 +19	16/14	12/5	2/7	4/6	13/17
Georgia Southern	30/33	35/32	73-74	(-1)	26-68/29-61	.382/.475	10-25/7-23	.400/.304	11-19/9-16	.579/.563	46/37 +9	12/15	11/10	2/5	5/6	15/20
LOUISIANA	39/33	44/40	83-73	+10	34-61/28-59	.557/.475	6-22/7-22	.273/.318	9-15/10-17	.600/.588	39/28 +11	22/19	13/12	3/4	8/10	16/16
ULM	25/24	21/22	55-62	(-7)	17-60/20-53	.283/.377	8-33/5-18	.242/.278	13-24/17-25	.542/.680	44/45 (-1)	13/16	11/15	1/3	9/6	22/21
Arkansas State	35/26	35/49	70-75	(-5)	26-56/26-53	.464/.491	6-18/6-17	.333/.353	12-13/17-22	.923/.773	27/33 (-6)	13/21	14/14	4/1	8/7	19/12
Little Rock	26/35	43/34	96-98	(-2)	31-68/31-67	.456/.463	10-24/16-31	.417/.516	24-36/20-28	.667/.714	45/35 +10	11/21	19/15	4/3	6/5	23/31
TEXAS STATE	36/21	34/37	70-58	+12	23-47/24-58	.489/.414	5-17/5-20	.294/.250	19-29/5-12	.655/.417	35/35 -	16/12	11/12	2/7	9/6	13/18
Texas State	29/26	24/32	53-58	(-5)	21-50/19-48	.420/.396	7-19/9-18	.368/.500	4-8/11-15	.500/.733	30/29 +1	10/15	14/12	2/3	6/5	16/13
APPALACHIAN STAT	34/20	27/50	61-70	(-9)	22-58/25-60	.379/.417	7-21/11-28	.333/.393	10-10/9-13	1.000/.692	36/37 (-1)	18/16	16/14	1/0	6/7	13/11
ULM	38/40	33/34	71-74	(-3)	25-50/28-54	.500/.519	7-21/10-24	.333/.417	14-17/8-13	.824/.615	32/23 +9	15/19	17/10	5/3	6/5	20/15
Louisiana	29/33	41/37	80-77	+3	29-70/26-57	.414/.456	8-22/7-23	.364/.304	14-17/18-21	.824/.857	33/40 (-7)	16/15	11/21	2/2	13/5	17/10
LITTLE ROCK	40/34	45/36	85-70	+15	31-65/24-48	.477/.500	11-26/11-28	.423/.393	12-15/11-16	.800/.688	32/30 +2	22/15	6/18	5/2	11/2	15/15
ARKANSAS STATE	22/26	27/32	49-58	(-9)	19-65/22-51	.292/.431	5-16/2-20	.313/.100	6-8/12-18	.750/.667	38/41 (-3)	9/16	11/14	2/2	8/6	20/14

Note: Game totals are displayed in the format TEAM/OPPONENT for each category

## UTA TEAM GAME HIGHS

<b>POINTS</b>	104 96 95 89 85	Mary Hardin-Baylor (11/13/2021) at Little Rock (01/22/2022) Howard Payne (12/22/2021) South Alabama (12/30/2021) Little Rock (02/17/2022)
<b>FIELD GOALS MADE</b>	43 38	Mary Hardin-Baylor (11/13/2021) Howard Payne (12/22/2021)
<b>FIELD GOAL ATTEMPTS</b>	70 68 68	at Louisiana (02/12/2022) at Little Rock (01/22/2022) at Ga. Southern (01/08/2022)
<b>FIELD GOAL PERCENTAGE</b>	.642 (43-67) .567 (38-67)	Mary Hardin-Baylor (11/13/2021) Howard Payne (12/22/2021)
<b>3 PT FG MADE</b>	11 10 10 10	Little Rock (02/17/2022) at Little Rock (01/22/2022) at Ga. Southern (01/08/2022) Howard Payne (12/22/2021)
<b>3 PT FG ATTEMPTS</b>	33 27	La.-Monroe (01/15/2022) Howard Payne (12/22/2021)
<b>3 PT FG PERCENTAGE</b>	.429 (6-14) .423 (11-26)	Abilene Christian (11/16/2021) Little Rock (02/17/2022)
<b>FREE THROWS MADE</b>	24 19 19	at Little Rock (01/22/2022) Texas St. (01/27/2022) at UC Santa Barbara (11/29/2021)
<b>FREE THROW ATTEMPTS</b>	36 29	at Little Rock (01/22/2022) Texas St. (01/27/2022)
<b>FREE THROW PERCENTAGE</b>	1.000 (10-10) .923 (12-13) .923 (12-13)	Appalachian St. (02/05/2022) at Arkansas St. (01/20/2022) at Utah St. (11/27/2021)
<b>REBOUNDS</b>	53 51	Howard Payne (12/22/2021) at Georgia St. (01/06/2022)
<b>ASSISTS</b>	28 26	Mary Hardin-Baylor (11/13/2021) Howard Payne (12/22/2021)
<b>STEALS</b>	13 11 11	at Louisiana (02/12/2022) Little Rock (02/17/2022) at Oklahoma (12/19/2021)
<b>BLOCKED SHOTS</b>	7 7 7 7 7	Troy (01/01/2022) Lamar University (12/11/2021) at North Texas (11/18/2021) Abilene Christian (11/16/2021) at Oklahoma St. (11/09/2021)
<b>TURNOVERS</b>	28 22	Abilene Christian (11/16/2021) at Oklahoma St. (11/09/2021)
<b>FOULS</b>	30 26	Abilene Christian (11/16/2021) at San Diego St. (11/20/2021)



## UTA TEAM GAME LOWS

<b>POINTS</b>	36	at North Texas (11/18/2021)
	45	at Oklahoma St. (11/09/2021)
	49	Arkansas St. (02/19/2022)
	50	at Oklahoma (12/19/2021)
	53	at Texas St. (01/29/2022)
<b>FIELD GOALS MADE</b>	12	at North Texas (11/18/2021)
	17	La.-Monroe (01/15/2022)
	17	at Oklahoma (12/19/2021)
<b>FIELD GOAL ATTEMPTS</b>	42	at North Texas (11/18/2021)
	47	Texas St. (01/27/2022)
<b>FIELD GOAL PERCENTAGE</b>	.283 (17-60)	La.-Monroe (01/15/2022)
	.286 (12-42)	at North Texas (11/18/2021)
<b>3 PT FG MADE</b>	1	at North Texas (11/18/2021)
	2	at Oklahoma St. (11/09/2021)
<b>3 PT FG ATTEMPTS</b>	10	at North Texas (11/18/2021)
	14	at San Diego St. (11/20/2021)
	14	Abilene Christian (11/16/2021)
<b>3 PT FG PERCENTAGE</b>	.100 (2-20)	at Oklahoma St. (11/09/2021)
	.100 (1-10)	at North Texas (11/18/2021)
<b>FREE THROWS MADE</b>	3	at Oklahoma St. (11/09/2021)
	4	at Texas St. (01/29/2022)
<b>FREE THROW ATTEMPTS</b>	8	Arkansas St. (02/19/2022)
	8	at Texas St. (01/29/2022)
<b>FREE THROW PERCENTAGE</b>	.300 (3-10)	at Oklahoma St. (11/09/2021)
	.500 (4-8)	at Texas St. (01/29/2022)
<b>REBOUNDS</b>	26	at Oklahoma (12/19/2021)
	27	at Arkansas St. (01/20/2022)
<b>ASSISTS</b>	3	at North Texas (11/18/2021)
	6	at Oklahoma St. (11/09/2021)
<b>STEALS</b>	2	at North Texas (11/18/2021)
	4	at Georgia St. (01/06/2022)
<b>BLOCKED SHOTS</b>	1	Appalachian St. (02/05/2022)
	1	La.-Monroe (01/15/2022)
<b>TURNOVERS</b>	4	Troy (01/01/2022)
	6	Little Rock (02/17/2022)
<b>FOULS</b>	11	Lamar University (12/11/2021)
	12	Appalachian St. (02/05/2022)

## OPPONENT TEAM GAME HIGHS

<b>POINTS</b>	98		at Little Rock (01/22/2022)
	88		at Oklahoma St. (11/09/2021)
	87		South Alabama (12/30/2021)
	80		at Utah St. (11/27/2021)
	80		Abilene Christian (11/16/2021)
<b>FIELD GOALS MADE</b>	33		at Oklahoma St. (11/09/2021)
	31		at Little Rock (01/22/2022)
	31		South Alabama (12/30/2021)
<b>FIELD GOAL ATTEMPTS</b>	72		Mary Hardin-Baylor (11/13/2021)
	71		at Oklahoma St. (11/09/2021)
<b>FIELD GOAL PERCENTAGE</b>	.549	(28-51)	at Oklahoma (12/19/2021)
	.519	(28-54)	at La.-Monroe (02/10/2022)
<b>3 PT FG MADE</b>	16		at Little Rock (01/22/2022)
	15		Mary Hardin-Baylor (11/13/2021)
<b>3 PT FG ATTEMPTS</b>	39		Mary Hardin-Baylor (11/13/2021)
	32		at Oral Roberts (12/16/2021)
<b>3 PT FG PERCENTAGE</b>	.516	(16-31)	at Little Rock (01/22/2022)
	.500	(9-18)	at Texas St. (01/29/2022)
<b>FREE THROWS MADE</b>	30		at San Diego St. (11/20/2021)
	29		Abilene Christian (11/16/2021)
<b>FREE THROW ATTEMPTS</b>	38		Abilene Christian (11/16/2021)
	34		at San Diego St. (11/20/2021)
<b>FREE THROW PERCENTAGE</b>	.882	(30-34)	at San Diego St. (11/20/2021)
	.857	(18-21)	at Louisiana (02/12/2022)
<b>REBOUNDS</b>	53		Troy (01/01/2022)
	50		at Oklahoma St. (11/09/2021)
<b>ASSISTS</b>	26		at Utah St. (11/27/2021)
	21		at Little Rock (01/22/2022)
	21		at Arkansas St. (01/20/2022)
<b>STEALS</b>	15		Abilene Christian (11/16/2021)
	15		at Oklahoma St. (11/09/2021)
<b>BLOCKED SHOTS</b>	7		Texas St. (01/27/2022)
	7		at Georgia St. (01/06/2022)
<b>TURNOVERS</b>	21		at Louisiana (02/12/2022)
	18		Little Rock (02/17/2022)
	18		at UC Santa Barbara (11/29/2021)
<b>FOULS</b>	31		at Little Rock (01/22/2022)
	25		Abilene Christian (11/16/2021)

## OPPONENT TEAM GAME LOWS

<b>POINTS</b>	46	Howard Payne (12/22/2021)
	47	Lamar University (12/11/2021)
	57	Troy (01/01/2022)
	58	Arkansas St. (02/19/2022)
	58	at Texas St. (01/29/2022)
	58	Texas St. (01/27/2022)
<b>FIELD GOALS MADE</b>	16	Howard Payne (12/22/2021)
	16	Lamar University (12/11/2021)
	16	at San Diego St. (11/20/2021)
<b>FIELD GOAL ATTEMPTS</b>	46	at San Diego St. (11/20/2021)
	48	Little Rock (02/17/2022)
	48	at Texas St. (01/29/2022)
<b>FIELD GOAL PERCENTAGE</b>	.235 (16-68)	Howard Payne (12/22/2021)
	.258 (16-62)	Lamar University (12/11/2021)
<b>3 PT FG MADE</b>	2	Arkansas St. (02/19/2022)
	3	at UC Santa Barbara (11/29/2021)
<b>3 PT FG ATTEMPTS</b>	14	at UC Santa Barbara (11/29/2021)
	15	at San Diego St. (11/20/2021)
<b>3 PT FG PERCENTAGE</b>	.100 (2-20)	Arkansas St. (02/19/2022)
	.200 (4-20)	Lamar University (12/11/2021)
<b>FREE THROWS MADE</b>	3	at Georgia St. (01/06/2022)
	5	Texas St. (01/27/2022)
	5	at Oral Roberts (12/16/2021)
<b>FREE THROW ATTEMPTS</b>	8	at Georgia St. (01/06/2022)
	8	at Oklahoma (12/19/2021)
<b>FREE THROW PERCENTAGE</b>	.375 (3-8)	at Georgia St. (01/06/2022)
	.417 (5-12)	Texas St. (01/27/2022)
<b>REBOUNDS</b>	23	at La.-Monroe (02/10/2022)
	27	Mary Hardin-Baylor (11/13/2021)
<b>ASSISTS</b>	5	Lamar University (12/11/2021)
	9	Howard Payne (12/22/2021)
<b>STEALS</b>	2	Little Rock (02/17/2022)
	3	Troy (01/01/2022)
<b>BLOCKED SHOTS</b>	0	Appalachian St. (02/05/2022)
	0	at Utah St. (11/27/2021)
	0	Abilene Christian (11/16/2021)
<b>TURNOVERS</b>	5	at Georgia St. (01/06/2022)
	9	at Oral Roberts (12/16/2021)
<b>FOULS</b>	10	at Louisiana (02/12/2022)
	11	Appalachian St. (02/05/2022)



## UTA PLAYER GAME HIGHS

<b>POINTS</b>	37		David Azore at Little Rock (01/22/2022)
	36		David Azore vs Appalachian St. (02/05/2022)
	33		David Azore at Ga. Southern (01/08/2022)
	30		David Azore vs South Alabama (12/30/2021)
	29		David Azore at La.-Monroe (02/10/2022)
<b>FIELD GOALS MADE</b>	14		David Azore vs Appalachian St. (02/05/2022)
	12		David Azore at Ga. Southern (01/08/2022)
<b>FIELD GOAL ATTEMPTS</b>	28		David Azore vs Appalachian St. (02/05/2022)
	25		David Azore at Little Rock (01/22/2022)
<b>FIELD GOAL PERCENTAGE (min 5 made)</b>	1.000	(7-7)	Kaodirichi Akobundu-Ehiogu vs Lamar University (12/11/2021)
	1.000	(6-6)	Shemar Wilson vs Mary Hardin-Baylor (11/13/2021)
	1.000	(5-5)	Kaodirichi Akobundu-Ehiogu vs Mary Hardin-Baylor (11/13/2021)
<b>3 PT FG MADE</b>	9		Carson Bischoff at Little Rock (01/22/2022)
	5		Carson Bischoff vs Little Rock (02/17/2022)
	5		David Azore at Ga. Southern (01/08/2022)
<b>3 PT FG ATTEMPTS</b>	11		Carson Bischoff at Little Rock (01/22/2022)
	10		Carson Bischoff vs Little Rock (02/17/2022)
	10		Patrick Mwamba vs La.-Monroe (01/15/2022)
<b>3 PT FG PERCENTAGE (min 2 made)</b>	1.000	(5-5)	David Azore at Ga. Southern (01/08/2022)
	1.000	(2-2)	Lazaro Rojas vs Howard Payne (12/22/2021)
	1.000	(2-2)	Javon Levi vs Mary Hardin-Baylor (11/13/2021)
	1.000	(2-2)	Nicolas Elame vs Mary Hardin-Baylor (11/13/2021)
<b>FREE THROWS MADE</b>	17		David Azore at Little Rock (01/22/2022)
	11		David Azore at La.-Monroe (02/10/2022)
<b>FREE THROW ATTEMPTS</b>	21		David Azore at Little Rock (01/22/2022)
	12		David Azore at La.-Monroe (02/10/2022)
<b>FREE THROW PERCENTAGE (min 3 made)</b>	1.000	(9-9)	Jack Hoiberg at UC Santa Barbara (11/29/2021)
	1.000	(6-6)	David Azore vs Appalachian St. (02/05/2022)
	1.000	(6-6)	David Azore at Georgia St. (01/06/2022)
	1.000	(6-6)	Javon Levi at Utah St. (11/27/2021)
	1.000	(5-5)	David Azore vs Troy (01/01/2022)
	1.000	(5-5)	David Azore at North Texas (11/18/2021)
	1.000	(5-5)	David Azore vs Mary Hardin-Baylor (11/13/2021)
	1.000	(4-4)	Montez Young Jr. vs Little Rock (02/17/2022)
	1.000	(4-4)	Shemar Wilson vs Troy (01/01/2022)
	1.000	(4-4)	Shemar Wilson vs South Alabama (12/30/2021)
<b>REBOUNDS</b>	13		Lazaro Rojas at Little Rock (01/22/2022)
	12		Javon Levi at Ga. Southern (01/08/2022)
<b>ASSISTS</b>	10		Javon Levi vs Little Rock (02/17/2022)
	10		Javon Levi vs Louisiana (01/13/2022)
	10		Javon Levi vs Mary Hardin-Baylor (11/13/2021)
<b>STEALS</b>	6		Nicolas Elame at Louisiana (02/12/2022)
	4		Javon Levi vs Arkansas St. (02/19/2022)
	4		David Azore vs Little Rock (02/17/2022)
	4		Javon Levi at Little Rock (01/22/2022)
	4		Nicolas Elame vs Louisiana (01/13/2022)
	4		Patrick Mwamba vs South Alabama (12/30/2021)
<b>BLOCKED SHOTS</b>	6		Kaodirichi Akobundu-Ehiogu vs Lamar University (12/11/2021)
	5		Kaodirichi Akobundu-Ehiogu vs Little Rock (02/17/2022)
	5		Kaodirichi Akobundu-Ehiogu vs South Alabama (12/30/2021)

## OPPONENT PLAYER GAME HIGHS

<b>POINTS</b>	27		D.J. Smith at Little Rock (01/22/2022)
	26		Charles Manning, Jr. vs South Alabama (12/30/2021)
	24		Myron Gardner vs Little Rock (02/17/2022)
	24		Justin Bean at Utah St. (11/27/2021)
	23		Andre Jones at La.-Monroe (02/10/2022)
	23		Nika Metskhvarishvili vs La.-Monroe (01/15/2022)
	23		Amadou Sow at UC Santa Barbara (11/29/2021)
<b>FIELD GOALS MADE</b>	10		Andre Jones at La.-Monroe (02/10/2022)
	10		Amadou Sow at UC Santa Barbara (11/29/2021)
<b>FIELD GOAL ATTEMPTS</b>	22		Davion Buster vs Lamar University (12/11/2021)
	20		Corey Allen at Georgia St. (01/06/2022)
<b>FIELD GOAL PERCENTAGE (min 5 made)</b>	1.000	(5-5)	Jalen Hill at Oklahoma (12/19/2021)
	.857	(6-7)	Dou Gueye vs Louisiana (01/13/2022)
<b>3 PT FG MADE</b>	6		DeShang Weaver at Oral Roberts (12/16/2021)
	5		Michael Almonacy vs Appalachian St. (02/05/2022)
	5		D.J. Smith at Little Rock (01/22/2022)
	5		Francis Lăcis at Oral Roberts (12/16/2021)
	5		Steven Ashworth at Utah St. (11/27/2021)
<b>3 PT FG ATTEMPTS</b>	10		Corey Allen at Georgia St. (01/06/2022)
	10		Davion Buster vs Lamar University (12/11/2021)
<b>3 PT FG PERCENTAGE (min 2 made)</b>	1.000	(2-2)	Luke Phillips at La.-Monroe (02/10/2022)
	1.000	(2-2)	Jordan Jefferson at Little Rock (01/22/2022)
	1.000	(2-2)	CJ Noland at Oklahoma (12/19/2021)
	1.000	(2-2)	Trey Pulliam at San Diego St. (11/20/2021)
	1.000	(2-2)	Immanuel Allen vs Abilene Christian (11/16/2021)
<b>FREE THROWS MADE</b>	10		Charles Manning, Jr. vs South Alabama (12/30/2021)
	9		Coryon Mason vs Abilene Christian (11/16/2021)
<b>FREE THROW ATTEMPTS</b>	11		Nika Metskhvarishvili vs La.-Monroe (01/15/2022)
	11		Charles Manning, Jr. vs South Alabama (12/30/2021)
<b>FREE THROW PERCENTAGE (min 3 made)</b>	1.000	(9-9)	Coryon Mason vs Abilene Christian (11/16/2021)
	1.000	(7-7)	Matt Bradley at San Diego St. (11/20/2021)
	1.000	(6-6)	Justin Bean at Utah St. (11/27/2021)
	1.000	(6-6)	Thomas Bell at North Texas (11/18/2021)
	1.000	(5-5)	Trey Pulliam at San Diego St. (11/20/2021)
	1.000	(4-4)	Zay Williams vs Troy (01/01/2022)
	1.000	(4-4)	C.J. Roberts vs Lamar University (12/11/2021)
	1.000	(4-4)	Keshad Johnson at San Diego St. (11/20/2021)
	1.000	(4-4)	Taylor Perry at North Texas (11/18/2021)
	1.000	(4-4)	Donovan Williams at Oklahoma St. (11/09/2021)
	1.000	(3-3)	Joe Charles vs Louisiana (01/13/2022)
	1.000	(3-3)	Jerren Godfrey vs Howard Payne (12/22/2021)
	1.000	(3-3)	Max Abmas at Oral Roberts (12/16/2021)
	1.000	(3-3)	Mason Senigaur vs Lamar University (12/11/2021)
<b>REBOUNDS</b>	16		Norchad Omier vs Arkansas St. (02/19/2022)
	16		Norchad Omier at Arkansas St. (01/20/2022)
<b>ASSISTS</b>	9		Elijah Gonzales vs La.-Monroe (01/15/2022)
	8		D.J. Smith vs Little Rock (02/17/2022)
	8		Marquis Eaton at Arkansas St. (01/20/2022)
<b>STEALS</b>	4		Francis Lăcis at Oral Roberts (12/16/2021)
	4		Taylor Perry at North Texas (11/18/2021)
	4		Carson Hammond vs Mary Hardin-Baylor (11/13/2021)
	4		Rondel Walker at Oklahoma St. (11/09/2021)

# SINGLE-GAME INDIVIDUAL PROGRAM RECORDS

## POINTS

Pts	Player	Opponent	Date
1. 44	Dink Ford	Texas Wesleyan	Dec. 28, 1964
2. 43	Steven Barber	at UTSA	Jan. 24, 2002
3. 41	Larry Moore	Centenary	Jan. 18, 1973
4. 39	Willie Brand	Prairie View A&M	Dec. 2, 1989
39	Jerry Janek	Texas Wesleyan	Dec. 29, 1962
6. 38	Erick Neal	Appalachian State	Feb. 1, 2018
38	Marquez Haynes	UTSA	Jan. 16, 2010
38	Steven Barber	Wichita State	Nov. 28, 2001
38	Mike Nau	Lamar	Feb. 14, 1967
<b>10.37</b>	<b>DAVID AZORE</b>	<b>AT LITTLE ROCK</b>	<b>JAN. 22, 2022</b>
37	Erick Neal	Appalachian State	Mar. 9, 2018
37	Reger Dowell	Western Kentucky	Mar. 1, 2014
37	Leonard Wilson	ULM	Mar. 6, 1993
37	Eric Gore	North Texas	Feb. 25, 1991
37	Bruce Tibbetts	at McMurry	Jan. 30, 1965
<b>16.36</b>	<b>DAVID AZORE</b>	<b>APP STATE</b>	<b>FEB. 5, 2022</b>
36	Marquez Haynes	vs. Texas A&M-Corpus Christi	Mar. 12, 2009
36	Keith Greene	McNeese State	Feb. 17, 2000
36	Sam Norton	at ULM	Mar. 5, 1984
36	Sam Norton	at Oral Roberts	Jan. 3, 1984
36	Eddie Stallings	Trinity	Feb. 1, 1969
36	Dink Ford	at Texas Wesleyan	Jan. 2, 1965
36	Bruce Tibbetts	at Texas Wesleyan	Jan. 2, 1965
36	John Reglin	at Texas Wesleyan	Jan. 25, 1964
25.35	Erick Neal	at ULM	Feb. 15, 2018
35	Reger Dowell	Howard Payne	Nov. 13, 2014
35	Bobby Kenyon	Northwestern State	Feb. 27, 1992
35	Willie Brand	at Northwestern State	Feb. 16, 1991
35	Freddie Anderson	at North Texas	Jan. 14, 1976
35	Kenny Jenkins	at Denver	Jan. 10, 1976
35	Eddie Stallings	West Texas A&M	Jan. 2, 1969
35	Noel Roberts	Trinity	Jan. 5, 1963

## FIELD GOALS MADE

FG	Player	Opponent	Date
1. 20	Larry Moore	Centenary	Jan. 18, 1973
2. 16	Cal Tate	Texas Wesleyan	Feb. 15, 1978
16	Ronnie Marsh	at Abilene Christian	Jan. 22, 1973
16	Mike Nau	Lamar	Feb. 14, 1967
16	Noel Roberts	Trinity	Dec. 28, 1962
6. 15	Robert Taylor	Texas Wesleyan	Dec. 17, 1996
15	Bobby Kenyon	Huston-Tillotson	Nov. 29, 1990
15	Sam Norton	ULM	Feb. 25, 1984
15	Sam Norton	at Arkansas State	Jan. 28, 1984
15	Eddie Stallings	Trinity	Feb. 1, 1969
15	Bruce Tibbetts	at McMurry	Jan. 30, 1965
<b>12.14</b>	<b>DAVID AZORE</b>	<b>APP STATE</b>	<b>FEB. 5, 2022</b>
14	Sam Norton	at Oral Roberts	Jan. 3, 1984
14	Cal Tate	Texas Wesleyan	Feb. 15, 1978
14	Freeman Sparks	at McNeese State	Feb. 23, 1976
14	Freddie Anderson	at Louisiana Tech	Feb. 2, 1976
14	Freddie Anderson	at North Texas	Jan. 14, 1976
14	Kenny Jenkins	at Denver	Jan. 10, 1976
14	David Payne	Houston	Feb. 26, 1970
14	Sherman Evans	Tennessee Tech	Dec. 15, 1968
14	Dink Ford	vs. Texas Wesleyan	Dec. 12, 1964

## FIELD GOAL ATTEMPTS

FGA	Player	Opponent	Date
1. 30	Mike Nau	Texas Wesleyan	Dec. 4, 1965
30	Noel Roberts	Trinity	Jan. 5, 1963
3. 29	Miles Robertson	Pepperdine	Dec. 9, 1977
29	Larry Moore	Centenary	Jan. 18, 1973
29	Sherman Evans	at Lamar	Feb. 16, 1970
<b>6. 28</b>	<b>DAVID AZORE</b>	<b>APP STATE</b>	<b>FEB. 5, 2022</b>
28	Eric Gore	University of Dallas	Dec. 8, 1990
28	Freddie Anderson	at Louisiana Tech	Feb. 2, 1976
9. 27	Marquez Haynes	North Texas	Nov. 18, 2009
27	Steven Barber	at Wichita State	Nov. 28, 2001
27	Robert Taylor	Texas Wesleyan	Dec. 17, 1996
27	Willie Brand	Sam Houston State	Jan. 11, 1990
27	Willie Brand	UTSA	Nov. 28, 1988
27	Sam Norton	at Oral Roberts	Jan. 3, 1984
15. 26	Cal Tate	Texas Wesleyan	Feb. 15, 1978
26	Ronnie Marsh	at Centenary	Feb. 5, 1973
26	Sherman Evans	Tennessee Tech	Dec. 15, 1969
26	Mike Nau	Lamar	Feb. 14, 1967

## FIELD GOAL PERCENTAGE (Min. 5 Made)

Pct. (FG-A)	Player	Opponent	Date
1. 1.000 (10-10)	Jermaine Griffin	at Lamar	Feb. 14, 2008
1.000 (10-10)	Ike Mitchell	at Lamar	Jan. 18, 1986
1.000 (10-10)	Albert Culton	vs. Valpariso	Jan. 10, 1981
1.000 (9-9)	Erick Neal	at Rice	Nov. 29, 2015
1.000 (9-9)	Roger Shute	at TAMU-Kingsville	Jan. 19, 1976
<b>1.000 (7-7)</b>	<b>KAO. AKO-EHIOGU LAMAR</b>		<b>DEC. 11, 2021</b>
1.000 (7-7)	Jorge Bilbao	at Louisiana	Feb. 7, 2015
1.000 (7-7)	Jermaine Griffin	UT Tyler	Nov. 11, 2006
1.000 (7-7)	Steven Thomas	at New Mexico State	Nov. 26, 2004
<b>1.000 (6-6)</b>	<b>SHEMAR WILSON MARY HARDIN-BAYLOR</b>		<b>NOV. 13, 2021</b>
1.000 (6-6)	Andres Ibarguen	vs. Georgia Southern	Mar. 16, 2019
1.000 (6-6)	Johnny Hamilton	Rice	Nov. 29, 2017
1.000 (6-6)	Jordan Reves	Houston Baptist	Jan. 5, 2011
1.000 (6-6)	Keith Howell	UT Permian Basin	Dec. 5, 2003
1.000 (6-6)	Donald Harris	at Baylor	Nov. 21, 2001
<b>1.000 (5-5)</b>	<b>KAO. AKO-EHIOGU MARY HARDIN-BAYLOR</b>		<b>NOV. 13, 2021</b>
1.000 (5-5)	Lazaro Rojas	Howard Payne	Dec. 22, 2020
1.000 (5-5)	Jabari Narcis	at #8 Gonzaga	Nov. 19, 2019
1.000 (5-5)	Link Kabadyundi	at Alabama	Nov. 21, 2017
1.000 (5-5)	Kennedy Eubanks	at Georgia Southern	Feb. 4, 2016
1.000 (5-5)	Anthony Walker	at South Alabama	Mar. 8, 2014
1.000 (5-5)	Anthony Walker	at Oklahoma	Dec. 17, 2013
1.000 (5-5)	Vincent Dillard	Samford	Nov. 12, 2013
1.000 (5-5)	Brandon Edwards	Central Arkansas	Feb. 7, 2011
1.000 (5-5)	Anthony Vereen	vs. Schreiner	Nov. 26, 2007
1.000 (5-5)	Jermaine Griffin	vs. UC Riverside	Nov. 12, 2007
1.000 (5-5)	Jermaine Griffin	San Diego	Dec. 4, 2004
1.000 (5-5)	Bill Washington	at Arkansas State	Dec. 6, 1997
1.000 (5-5)	Jesse Kemp	Lamar	Jan. 22, 1976

## 3-POINTERS MADE

No.	Player	Opponent	Date
<b>1. 9</b>	<b>CARSON BISCHOFF</b>	<b>AT LITTLE ROCK</b>	<b>JAN. 22, 2022</b>
9	Erick Neal	at ULM	Feb. 15, 2018
9	Willie Brand	Northwestern State	Feb. 14, 1991
4. 8	Eric Gore	at Charleston Southern	Dec. 28, 1991
5. 7	Erick Neal	Georgia State	Feb. 24, 2018
7	Kevin Hervey	at Louisiana	Mar. 4, 2017
7	Jamel Outler	vs Houston Baptist	Nov. 22, 2014
7	Kevin Butler	at Idaho	Feb. 14, 2013
7	LaMarcus Reed III	at A&M-Corpus Christi	Mar. 2, 2011
7	Roge'r Guignard	at UTSA	Feb. 20, 2008
7	Roge'r Guignard	vs. Hardin-Simmons	Dec. 29, 2007
7	Brady Dawkins	at Nicholls	Feb. 23, 2006
7	Jabari Johnson	at ULM	Mar. 1, 2001
7	Jabari Johnson	McNeese State	Jan. 27, 2000
7	Ronald Smith	McNeese State	Feb. 13, 1993
7	Ronald Smith	Stephen F. Austin	Jan. 23, 1993
7	Darrell Harmon	UTSA	Jan. 2, 1992
7	Glover Cody	McNeese State	Feb. 21, 1991
7	Rodrick Ford	UT Pan American	Dec. 19, 1988
7	Rodrick Ford	at UT Pan American	Dec. 19, 1987

## 3-POINT ATTEMPTS

No.	Player	Opponent	Date
1. 17	Roge'r Guignard	at UTSA	Feb. 20, 2008
2. 16	Roge'r Guignard	at Texas Southern	Dec. 20, 2006
16	Robert Mays	Nicholls	Dec. 3, 1990
4. 15	Erick Neal	at South Alabama	Jan. 16, 2016
15	Reger Dowell	at Georgia State	Feb. 1, 2014
15	Jabari Johnson	McNeese State	Jan. 27, 2000
15	Leonard Wilson	at Northwestern State	Feb. 1, 1992
15	Bobby Kenyon	McNeese State	Feb. 21, 1991
15	Ronnie Pruitt	McNeese State	Feb. 21, 1991
10. 14	Erick Neal	at Georgia State	Jan. 25, 2018
14	Reger Dowell	Troy	Jan. 23, 2014
14	Ronald Smith	Stephen F. Austin	Jan. 23, 1993
14	Eric Gore	at Stephen F. Austin	Jan. 11, 1992
14	Eric Gore	at Charleston Southern	Dec. 28, 1991
14	Robert Mays	at New Mexico	Nov. 23, 1990
16. 13	Edric Dennis	at Coastal Carolina	Jan. 12, 2019
13	Kevin Hervey	Georgia State	Feb. 24, 2018
13	Brandon Long	at Houston Baptist	Nov. 29, 2008
13	Brandon Long	at Texas Southern	Dec. 20, 2006
13	Steven Barber	McNeese State	Jan. 27, 2000
13	Anthony Durham	McNeese State	Jan. 30, 1997
13	Willie Brand	Sam Houston State	Jan. 11, 1990
13	Willie Brand	UTSA	Nov. 28, 1988

## 3-POINT PERCENTAGE (Min. 5 Made)

Pct. (FG-A)	Player	Opponent	Date
1. 1.000 (7-7)	Kevin Butler	at Idaho	Feb. 14, 2013
<b>1.000 (5-5)</b>	<b>DAVID AZORE</b>	<b>AT GEORGIA SOUTHERN</b>	<b>JAN. 8, 2022</b>
1.000 (5-5)	Jabari Narcis	at #8 Gonzaga	Nov. 19, 2019
1.000 (5-5)	Scott Cross	UTSA	Feb. 14, 1998



# SINGLE-GAME INDIVIDUAL PROGRAM RECORDS

## FREE THROWS MADE

No.	Player	Opponent	Date
1.	20 Paul Renfro	Louisiana	Feb. 19, 1979
2.	19 Eddie Stallings	West Texas A&M	Jan. 2, 1969
3.	18 Dink Ford	TAMU-Commerce	Dec. 12, 1964
4.	17 <b>DAVID AZORE</b>	<b>AT LITTLE ROCK</b>	<b>JAN. 22, 2022</b>
17	Jerry Janek	Texas Wesleyan	Dec. 29, 1962
6.	16 Steven Thomas	San Diego	Dec. 4, 2004
16	Steven Thomas	at UTSA	Jan. 10, 2004
16	Dink Ford	vs. Texas Wesleyan	Dec. 29, 1964
16	Jerry Janek	vs. Texas Wesleyan	Dec. 29, 1962
10.	15 Eddric Dennis	vs. Little Rock	Jan. 19, 2019
15	Roger Dowell	Western Kentucky	Mar. 1, 2014
15	Paul Renfro	McNeese State	Feb. 3, 1979
15	Harvey Harris	Lamar	Dec. 18, 1962
14.	14 Scott Cross	Air Force	Dec. 22, 1997
14	Eddie Stallings	at Texas Tech	Jan. 20, 1968
14	Dink Ford	Angelo State	Feb. 8, 1966
14	Jay Hawley	vs. Texas Wesleyan	Dec. 29, 1960
14	LaMarcus Reed	at UTSA	Mar. 3, 2012

## FREE THROW ATTEMPTS

No.	Player	Opponent	Date
1.	22 Eddie Stallings	West Texas A&M	Jan. 18, 1969
22	Steven Thomas	ULM	Jan. 22, 2005
3.	21 <b>DAVID AZORE</b>	<b>AT LITTLE ROCK</b>	<b>JAN. 22, 2022</b>
21	Jerry Janek	Texas Wesleyan	Dec. 29, 1962
5.	20 Glover Cody	at Georgia State	Dec. 15, 1990
20	Paul Renfro	Louisiana	Feb. 19, 1979
7.	19 Bruce Tibbetts	Austin College	Dec. 10, 1964
8.	18 Reger Dowell	Western Kentucky	Mar. 1, 2014
18	Steven Thomas	Northwestern State	Jan. 12, 2005
18	Steven Barber	at Sam Houston State	March 6, 2001
18	Dink Ford	vs. Texas Wesleyan	Dec. 29, 1964

## FREE THROW PERCENTAGE (Min. 10 Att.)

Pct. (FG-A)	Player	Opponent	Date
1. 1.000 (20-20)	Paul Renfro	at Louisiana	Feb. 19, 1979
1.000 (13-13)	Eddie Stallings	at Houston	Feb. 22, 1968
1.000 (12-12)	Jordan Reves	at McNeese State	Feb. 22, 2012
1.000 (12-12)	Derrick Obasohan	at Nicholls	Feb. 28, 2004
1.000 (12-12)	Brian Myers	at Northwestern State	Feb. 22, 1996
1.000 (12-12)	Paul Renfro	McNeese State	Jan. 28, 1980
1.000 (11-11)	Brandon Edwards	at South Alabama	Mar. 8, 2014
1.000 (11-11)	Rodrick Epps	at Texas State	Feb. 3, 2007
1.000 (11-11)	Keith Howell	at Northwestern State	Jan. 30, 2003
1.000 (11-11)	Melvin Polk	at TCU	Dec. 1, 1979
1.000 (11-11)	Paul Renfro	at Wichita State	Dec. 8, 1978
1.000 (11-11)	Mike Nau	vs. Austin College	Dec. 29, 1965
1.000 (10-10)	Rodrick Epps	at AMCC	Feb. 19, 2007
1.000 (10-10)	Reggie Brown	North Texas	Feb. 3, 1996
1.000 (10-10)	Keith Cornett	at Northwestern State	Feb. 4, 1995
1.000 (10-10)	Ricky Leggett	at Baylor	Dec. 16, 1980
1.000 (10-10)	Melvin Polk	at Baylor	Dec. 16, 1980

## REBOUNDS

No.	Player	Opponent	Date
1.	24 Albert Culton	vs. Northeastern	Jan. 9, 1981
2.	23 Bruce Tibbetts	Austin College	Dec. 10, 1964
23	Jerry Janek	vs. Texas Wesleyan	Dec. 29, 1962
4.	22 Jermaine Griffin	UT Permian Basin	Dec. 1, 2005
5.	21 Mike Nau	Texas Wesleyan	Dec. 4, 1965
21	Mike Nau	Austin College	Dec. 13, 1966
21	Bruce Tibbetts	at McMurry	Jan. 30, 1965
8.	20 Sam Norton	McNeese State	Feb. 11, 1984
20	Mike Nau	Lamar	Feb. 14, 1967
20	Sherman Evans	at Samford	Dec. 18, 1971
11.	Brandon Edwards	at Troy	Mar. 6, 2014
19	Johnny McDowell	Sam Houston State	Jan. 21, 1993
19	Donny Beachum	UT Pan American	Jan. 21, 2004
19	John Reglin	Lamar	Feb. 14, 1967
19	John Reglin	Lamar	Jan. 8, 1966
19	Sam Norton	ULM	Feb. 2, 1984
19	Sherman Evans	Arkansas	Dec. 13, 1970

## OFFENSIVE REBOUNDS (Since 1983-84)

No.	Player	Opponent	Date
1.	12 Johnny McDowell	UTSA	Jan. 2, 1992
12	Sam Norton	McNeese State	Feb. 11, 1984
3.	11 Eric Gore	University of Dallas	Dec. 8, 1990
11	Sam Norton	Louisiana Tech	Mar. 1, 1984
11	Sam Norton	at Oral Roberts	Jan. 3, 1984
6.	10 Eric Gore	at ULM	Feb. 16, 1991
10	Michael Beasley	Morehead State	Jan. 3, 1989
8.	9 Johnny Hamilton	vs. Georgia State	Mar. 1, 2018
9	Bill Washington	at Northwestern State	Feb. 18, 1999
9	Bill Washington	at UTSA	Jan. 10, 1998
9	Robert Taylor	Texas Wesleyan	Dec. 17, 1996
9	Johnny McDowell	Sul Ross State	Dec. 4, 1992
9	Johnny McDowell	at Northwestern State	Feb. 1, 1992
9	Leonard Wilson	Nicholls	Dec. 3, 1990
9	Bill Nygard	Huston-Tillotson	Nov. 29, 1990

## DEFENSIVE REBOUNDS (Since 1983-84)

No.	Player	Opponent	Date
1.	14 Jermaine Griffin	UT Permian Basin	Dec. 1, 2005
14	Robert Taylor	ULM	Feb. 27, 1997
14	Sam Norton	North Texas	Feb. 9, 1984
14	Sam Norton	ULM	Feb. 2, 1984
5.	13 David Azore	at Texas State	Feb. 2, 2019
13	Kevin Hervey	at UTRGV	Dec. 16, 2018
13	Kevin Hervey	South Alabama	Feb. 25, 2017
13	Mack Callier	at Sam Houston State	Feb. 17, 2003
13	David Allen	North Texas	Jan. 14, 1989
10.	12 David Azore	at Georgia Southern	Dec. 21, 2019
12	Kevin Hervey	Appalachian State	Feb. 1, 2018
12	Kevin Hervey	at Loyola Marymount	Dec. 22, 2016
12	Larry Posey	UTSA	Feb. 15, 2007
12	Steven Thomas	at Stephen F. Austin	Jan. 26, 2006
12	Anthony Durham	Northwestern State	Mar. 1, 1997
12	Bill Washington	Jarvis Christian	Dec. 2, 1996
12	Johnny McDowell	Sam Houston State	Jan. 21, 1993
12	Johnny McDowell	at Nicholls	Jan. 16, 1993
12	Johnny McDowell	vs. Gonzaga	Dec. 11, 1992
20.	11 David Azore	at Louisiana Tech	Nov. 27, 2020
11	David Azore	at Appalachian State	Jan. 10, 2019
11	Johnny Hamilton	at Northern Iowa	Dec. 7, 2017
11	Kevin Hervey	at Grand Canyon	Nov. 20, 2014
11	Brandon Edwards	vs. ULM	Mar. 13, 2014
11	Brandon Edwards	at Troy	Mar. 6, 2014
11	Brandon Edwards	Samford	Nov. 12, 2013
11	LaMarcus Reed III	vs. Southeastern La	Feb. 19, 2011
11	Steven Thomas	SE Louisiana	Jan. 19, 2006
11	Steven Thomas	at South Florida	Dec. 29, 2004
11	Mack Callier	at Sam Houston State	Mar. 6, 2001
11	Mack Callier	Texas State	Feb. 12, 2001
11	Brian Myers	TAMU-Commerce	Dec. 11, 1993

## ASSISTS

No.	Player	Opponent	Date
1.	17 Jermaine Johnson	at Sam Houston State	Dec. 28, 1998
2.	16 Sean Miller	at Northwestern State	Feb. 19, 1994
3.	15 Erick Neal	at Niagara	Nov. 25, 2017
15	Glover Cody	North Texas	Feb. 15, 1992
15	Glover Cody	at Northwestern State	Feb. 14, 1991
15	Glover Cody	at Sam Houston State	Jan. 25, 1991
6.	13 Erick Neal	UT Dallas	Nov. 27, 2017
13	Erick Neal	at BYU	Mar. 15, 2017
13	Erick Neal	Louisiana	Jan. 23, 2017
13	Erick Neal	UT Dallas	Dec. 5, 2016
13	Glover Cody	at Iowa State	Dec. 10, 1991
13	Glover Cody	vs. Army	Nov. 24, 1990
13	Ronnell Peters	at ULM	Feb. 25, 1984
13	Ricky Leggett	at Denver	Dec. 12, 1978
13	Jesse Kemp	McNeese State	Feb. 28, 1977
13	David Payne	at UT Pan American	Jan. 18, 1971
13	David Payne	at Texas Wesleyan	Dec. 16, 1969

# SINGLE-GAME INDIVIDUAL PROGRAM RECORDS

## BLOCKED SHOTS

No.	Player	Opponent	Date
1.	9	Paul Renfro	Texas Wesleyan
2.	8	Miles Robertson	Louisiana Tech
3.	7	Kaodirichi Akobundu-Ehiogu	Louisiana
	7	Johnny Hamilton	at Georgia State
5.	6	<b>KAO. AKOBUNDU-EHIOGU</b>	<b>LAMAR</b>
	6	Kaodirichi Akobundu-Ehiogu	at Arkansas State
	6	Johnny Hamilton	Georgia Southern
	6	Brandon Williams	vs Howard Payne
	6	Jordan Reves	at San Jose State
	6	Jordan Reves	vs. Louisiana Tech
	6	Jermaine Griffin	at Western Illinois
	6	Miles Robertson	St. Edward's
	6	Trey Parker	Sam Houston State
14.	5	<b>KAO. AKOBUNDU-EHIOGU</b>	<b>LITTLE ROCK</b>
	5	<b>KAO. AKOBUNDU-EHIOGU</b>	<b>SOUTH ALABAMA</b>
	5	Patrick Mwamba	Louisiana
	5	Kaodirichi Akobundu-Ehiogu	Texas State
	5	Kaodirichi Akobundu-Ehiogu	Louisiana
	5	Kaodirichi Akobundu-Ehiogu	Dallas Christian
	5	Brandon Edwards	ULM
	5	Jermaine Griffin	at Texas State
	5	Jermaine Griffin	UT Tyler
	5	Roy Johnson	at Northwestern State
	5	Jermaine Johnson	at UTSA
	5	Johnny McDowell	McNeese State
	5	Ralph McPherson	Arkansas State
	5	Albert Culton	McNeese State

## STEALS

No.	Player	Opponent	Date
1.	8	Bill Washington	McNeese State
	8	Leonard Wilson	Nicholls
3.	7	Shahada Wells	Little Rock
	7	Bill Washington	Stephen F. Austin
	7	Bill Washington	McMurry
	7	Glover Cody	at North Texas
	7	Rodrick Ford	US International
	7	Rodrick Ford	at Stephen F. Austin
	7	Ronnell Peters	Arkansas State

## TURNOVERS

No.	Player	Opponent	Date
1.	12	Ricky Leggett	at Lamar
2.	11	Erick Neal	at Georgia Southern
	11	Johnny Hill	at Georgia State
	11	Ronnie Marsh	at Hardin-Simmons
5.	10	Lonnie McClanahan	at Texas State
	10	Josh Daniel	ULM
	10	Miles Robertson	at Lamar
	10	Ricky Leggett	at Baylor
	10	Greg Stuckey	at Lamar

## MINUTES PLAYED (Since 1973-74)

No.	Player	Opponent	Date
1.	50	Jermaine Johnson	at Sam Houston State
2.	49	<b>DAVID AZORE</b>	<b>AT LITTLE ROCK</b>
	49	Keith Howell	ULM
	49	Donald Harris	at Sam Houston State
5.	47	Rickey Leggett	McNeese State
	47	Jeffrey Stewart	McNeese State
	47	Miles Robertson	at Pepperdine
	47	Cal Tate	at Pepperdine
9.	46	<b>PATRICK MWAMBA</b>	<b>AT LITTLE ROCK</b>
	46	Rodrick Epps	at TCU
	46	Larry Posey	at TCU
	46	Donald Harris	at Stephen F. Austin
	46	Bill Washington	at Stephen F. Austin
13.	45	Jarrett Howell	at Sam Houston State
	45	Josh Daniel	ULM
	45	Keith Greene	at Stephen F. Austin
	45	Reggie Brown	Sam Houston State
	45	Doug Gann	vs. UNC Wilmington
	45	Danny Johnson	Texas Southern
	45	Ronny Newton	Louisiana Tech
	45	Greg Stuckey	Louisiana Tech
	45	Jesse Kemp	Louisiana Tech
	45	Darnell Johnson	Louisiana Tech
	45	Jesse Kemp	North Texas

# SINGLE-GAME TEAM PROGRAM RECORDS

## POINTS

Total (Score)	Opponent	Date
1. 154 (154-85)	Huston-Tillotson	Nov. 29, 1990
2. 149 (149-86)	University of Dallas	Dec. 8, 1990
3. 138 (138-135, 3OT)	Lamar	Feb. 14, 1967
4. 130 (130-64)	Huston-Tillotson	Nov. 28, 1991
5. 126 (126-73)	Texas Wesleyan	Dec. 7, 1981
6. 124 (124-123, 3OT)	at Sam Houston State	Dec. 28, 1998
7. 121 (121-61)	Schreiner	Dec. 3, 1992
8. 118 (118-84)	at Texas State	Feb. 9, 1991
9. 117 (117-53)	Howard Payne	Dec. 22, 2020
117 (117-115)	Nicholls	Dec. 3, 1990
11. 116 (116-87)	St. Edward's	Nov. 26, 1977
12. 115 (115-109)	North Texas	Feb. 25, 1991
115 (115-100)	Texas Wesleyan	Jan. 2, 1965
14. 114 (114-78)	Texas Wesleyan	Dec. 17, 1968
15. 113 (113-81)	vs. San Francisco	Nov. 29, 1990
113 (113-104)	at Georgia State	Dec. 15, 1990
113 (113-85)	SE Louisiana	Dec. 1, 1990
113 (113-109, OT)	at Texas Wesleyan	Jan. 30, 1968
19. 111 (111-64)	Howard Payne	Nov. 13, 2013
111 (111-77)	McNeese State	Feb. 7, 1981
111 (111-92)	Abilene Christian	Jan. 31, 1970
111 (111-120)	Lamar	Feb. 6, 1968
23. 110 (110-103)	at Texas State	Feb. 3, 2007
110 (110-85)	Georgia State	Dec. 7, 1991
110 (110-92)	Texas Wesleyan	Jan. 8, 1987
110 (110-116)	at Sam Houston State	Dec. 11, 1967
110 (110-93)	Texas Wesleyan	Dec. 3, 1964
28. 109 (109-48)	Dallas Christian	Dec. 17, 2020
109 (109-96)	Hardin-Simmons	Dec. 11, 1978
30. 108 (108-71)	Louisiana	Jan. 23, 2017
108 (108-84)	at Nicholls	Jan. 2, 1991
108 (108-103)	UT Pan American	Feb. 26, 1968
108 (108-116)	Angelo State	Dec. 21, 1967
108 (108-95)	Trinity	Jan. 10, 1966
35. 107 (107-65)	Texas A&M-Kingsville	Nov. 29, 1982
36. 106 (106-76)	Tarleton State	Nov. 29, 1986
106 (106-116)	at Drake	Dec. 22, 1979
106 (106-72)	Abilene Christian	Feb. 19, 1973
39. 105 (105-89)	at BYU	Mar. 15, 2017
105 (105-63)	Austin College	Jan. 30, 2007
105 (105-91)	Sul Ross State	Dec. 4, 1992
42. 104 (104-75)	MARY HARDIN-BAYLOR	NOV. 13, 2021
104 (104-106)	Louisiana	Feb. 27, 1978
104 (104-100)	vs. Texas Wesleyan	Dec. 28, 1964
45. 103 (103-45)	Hardin-Simmons	Dec. 29, 2001
103 (103-88)	McNeese State	Feb. 20, 1992
103 (103-86)	Texas Wesleyan	Jan. 19, 1981
103 (103-115)	at Louisiana	Feb. 19, 1979
103 (103-70)	at Tarleton State	Feb. 1, 1966
103 (103-92)	Lamar	Feb. 27, 1965
51. 102 (102-72)	Texas Southern	Nov. 14, 2007
102 (102-108)	Denver	Dec. 12, 1977
102 (102-104, 2OT)	Texas Southern	Jan. 13, 1983
102 (102-90)	Texas Wesleyan	Dec. 4, 1965
102 (102-88)	at Texas Wesleyan	Jan. 25, 1964
56. 101 (101-85)	vs. Texas Wesleyan	Dec. 22, 2009
101 (101-123)	at Northwestern State	Feb. 19, 1994
101 (101-45)	Austin College	Dec. 3, 1991
101 (101-95)	Texas State	Jan. 12, 1991
101 (101-105, OT)	North Texas	Jan. 12, 1977
101 (101-110)	at North Texas	Jan. 14, 1976
101 (101-82)	UT Pan American	Jan. 21, 1971
101 (101-110)	Texas Wesleyan	Dec. 13, 1967
64. 100 (100-97, 2OT)	at UTSA	Jan. 17, 2009
100 (100-85)	McNeese State	Feb. 18, 1995
100 (100-97, 2OT)	TAMU-Commerce	Dec. 11, 1993
100 (100-78)	at Sam Houston State	Feb. 20, 1993
100 (100-90)	North Texas	Feb. 15, 1992
100 (100-79)	US International	Feb. 5, 1987
100 (100-87)	McNeese State	Mar. 3, 1981
100 (100-74)	Hardin-Simmons	Jan. 12, 1981
100 (100-85)	McNeese State	Feb. 3, 1979
100 (100-89)	at Angelo State	Jan. 1, 1970
100 (100-92)	West Texas A&M	Mar. 1, 1968

### In A Loss

111 (111-120)	Lamar	Feb. 6, 1968
---------------	-------	--------------

## POINTS IN AN OVERTIME GAME

Total (Score)	Opponent	Date
1. 138 (138-135, 3OT)	Lamar	Feb. 14, 1967
2. 124 (124-123, 3OT)	at Sam Houston State	Dec. 28, 1998
3. 118 (118-117, 4OT)	Hardin-Simmons	Dec. 11, 1971
4. 113 (113-109, OT)	at Texas Wesleyan	Jan. 30, 1968
5. 102 (102-104, 2OT)	Texas Southern	Jan. 13, 1983
6. 101 (101-105, OT)	North Texas	Jan. 12, 1977
7. 100 (100-97, 2OT)	at UTSA	Jan. 17, 2009
100 (100-97, 2OT)	Texas A&M Commerce	Dec. 11, 1993

## POINTS AT HOME

Total (Score)	Opponent	Date
1. 154 (154-85)	Huston-Tillotson	Nov. 29, 1990
2. 149 (149-86)	University of Dallas	Dec. 8, 1990
3. 138 (138-135, 3OT)	Lamar	Feb. 14, 1967
4. 130 (130-64)	Huston-Tillotson	Nov. 28, 1991
5. 126 (126-73)	Texas Wesleyan	Dec. 7, 1981
6. 121 (121-61)	Schreiner	Dec. 3, 1992
7. 118 (118-117, 4OT)	Hardin-Simmons	Dec. 11, 1971
8. 117 (117-53)	Howard Payne	Dec. 22, 2020
117 (117-115)	Nicholls	Dec. 3, 1990
10. 116 (116-87)	St. Edward's	Nov. 26, 1977
11. 115 (115-100)	Texas Wesleyan	Jan. 2, 1965

### In Conference Play

117 (117-115)	Nicholls	Dec. 3, 1990
---------------	----------	--------------

### vs. Non-Conference Opponent

154 (154-85)	Huston-Tillotson	Nov. 29, 1990
--------------	------------------	---------------

## POINTS ON THE ROAD

Total (Score)	Opponent	Date
1. 124 (124-123, 3OT)	at Sam Houston State	Dec. 28, 1998
2. 118 (118-84)	at Texas State	Feb. 9, 1991
3. 113 (113-104)	at Georgia State	Dec. 15, 1990
113 (113-109, OT)	at Texas Wesleyan	Jan. 30, 1968
5. 110 (110-103)	at Texas State	Feb. 3, 2007
110 (110-116)	at Sam Houston State	Dec. 11, 1967
7. 108 (108-84)	at Nicholls	Jan. 2, 1991
8. 106 (106-116)	at Drake	Dec. 22, 1979
9. 103 (103-72)	at SE Louisiana	Jan. 4, 1991
103 (103-115)	at Louisiana	Feb. 19, 1979
103 (103-70)	at Tarleton State	Feb. 1, 1966

## POINTS AT A NEUTRAL SITE

Total (Score)	Opponent	Date
1. 113 (113-81)	vs. San Francisco	Nov. 29, 1991
2. 104 (104-100)	vs. Texas Wesleyan	Dec. 28, 1964

## LARGEST COMBINED SCORE

Total (Score)	Opponent	Date
1. 273 (138-135, 3OT)	Lamar	Feb. 14, 1967
2. 247 (124-123, 3OT)	at Sam Houston State	Dec. 28, 1998
3. 239 (154-85)	Huston-Tillotson	Nov. 29, 1990
4. 235 (149-86)	University of Dallas	Dec. 8, 1990
235 (118-117, 4OT)	Hardin-Simmons	Dec. 11, 1971
6. 232 (117-115)	Nicholls	Dec. 3, 1990
7. 231 (111-120)	Lamar	Feb. 6, 1968
8. 226 (110-116)	at Sam Houston State	Dec. 11, 1967
9. 224 (101-123)	at Northwestern State	Feb. 19, 1994
224 (115-109)	North Texas	Feb. 25, 1991
224 (108-116)	Angelo State	Dec. 21, 1967

## POINTS IN A HALF

Total (Half)	Opponent	Date
1. 90 (2nd)	Huston-Tillotson	Nov. 29, 1990
2. 78 (1st)	University of Dallas	Dec. 8, 1990
3. 72 (2nd)	at Texas State	Feb. 9, 1991
4. 71 (2nd)	University of Dallas	Dec. 8, 1990
5. 70 (2nd)	at SE Louisiana	Jan. 4, 1991
6. 69 (2nd)	Nicholls	Jan. 24, 1998
69 (2nd)	at Georgia State	Dec. 15, 1990
69 (1st)	Austin College	Dec. 13, 1966
9. 68 (2nd)	Louisiana	Jan. 23, 2017
68 (2nd)	at Nicholls	Jan. 2, 1991
11. 67 (1st)	Howard Payne	Dec. 22, 2020
67 (2nd)	Texas Wesleyan	Dec. 7, 1981



# SINGLE-GAME TEAM PROGRAM RECORDS

## FIELD GOALS MADE

Total	Opponent	Date
1. 60	Huston-Tillotson	Nov. 29, 1990
2. 57	Lamar	Feb. 14, 1967
3. 53	University of Dallas	Dec. 8, 1990
53	Texas Wesleyan	Dec. 7, 1981
5. 50	Huston-Tillotson	Nov. 26, 1991
6. 47	St. Edward's	Nov. 26, 1977
47	at Texas Wesleyan	Jan. 30, 1968
8. 46	Howard Payne	Dec. 22, 2020
9. 45	Schreiner	Dec. 3, 1992
45	Abilene Christian	Jan. 31, 1970
11. 44	Nicholls	Dec. 3, 1990
44	Tarleton State	Nov. 29, 1986
44	North Texas	Jan. 12, 1977
44	UT Pan American	Jan. 21, 1971
44	Texas Wesleyan	Dec. 17, 1968

## FIELD GOALS ATTEMPTED

Total	Opponent	Date
1. 122	Huston-Tillotson	Nov. 29, 1990
2. 105	at New Mexico	Nov. 23, 1990
3. 102	University of Dallas	Dec. 8, 1990
102	Nicholls	Dec. 3, 1990
5. 101	Hardin-Simmons	Dec. 11, 1971
6. 100	South Dakota State	Dec. 6, 1971
7. 98	North Texas	Jan. 12, 1977
8. 97	Lamar	Feb. 14, 1967
9. 95	Texas Wesleyan	Dec. 4, 1965
10. 94	at Denver	Jan. 8, 1975
94	Texas Wesleyan	Dec. 3, 1964

## FIELD GOAL PERCENTAGE (Min. 30 Made)

Pct. (FG-A)	Opponent	Date
1. .723 (34-47)	UT Tyler	Dec. 22, 2004
2. .680 (53-78)	Texas Wesleyan	Dec. 7, 1981
3. .667 (34-51)	Central Arkansas	Feb. 7, 2011
.667 (32-48)	vs. Valparaiso	Jan. 10, 1981
5. .660 (40-62)	at Texas Wesleyan	Jan. 2, 1965
6. .653 (32-49)	at ULM	Feb. 1, 2003
<b>7. .642 (43-67)</b>	<b>MARY HARDIN-BAYLOR</b>	<b>NOV. 13, 2021</b>
.642 (34-53)	vs. Georgia State	Dec. 22, 1984
9. .639 (39-61)	vs. Schreiner	Nov. 26, 2007
10. .635 (33-52)	at UTSA	Feb. 19, 1996
11. .630 (42-67)	Oklahoma State	Jan. 14, 1984
.630 (36-57)	Oral Roberts	Jan. 23, 1982

## 3-POINTERS MADE

Total	Opponent	Date
1. 17	Bradley	Dec. 8, 2015
2. 16	Howard Payne	Dec. 22, 2020
16	Texas State	Jan. 12, 1991
4. 15	UT Dallas	Nov. 5, 2019
15	at South Alabama	Feb. 28, 2019
15	at Arkansas State	Jan. 13, 2018
15	Coastal Carolina	Dec. 31, 2016
15	at Northwestern State	Jan. 6, 2000
15	at TCU	Dec. 19, 1999
15	UTSA	Jan. 2, 1992
15	at Northwestern State	Feb. 14, 1991
15	Huston-Tillotson	Nov. 29, 1990
13. 14	at Texas State	Feb. 13, 2021
14	Georgia Southern	Jan. 2, 2016
14	UT Tyler	Nov. 16, 2010
14	McNeese State	Jan. 27, 2000
14	at Nicholls	Jan. 15, 2000
14	vs. San Francisco	Nov. 29, 1991
14	at SE Louisiana	Jan. 4, 1991

## 3-POINTERS ATTEMPTED

Total	Opponent	Date
1. 42	Howard Payne	Dec. 22, 2020
42	at South Alabama	Jan. 16, 2016
3. 40	at Northwestern State	Feb. 1, 1992
4. 39	McNeese State	Jan. 27, 2000
39	at ULM	Jan. 8, 2000
39	Nicholls	Dec. 3, 1990
7. 38	Dallas Christian	Dec. 17, 2020
38	Little Rock	Jan. 23, 2016
38	Coastal Carolina	Dec. 31, 2016
38	at Texas Southern	Dec. 20, 2006
11. 37	UT Dallas	Nov. 5, 2019
37	at North Texas	Nov. 30, 2010
13. 36	at Nevada	Nov. 12, 2019
36	Rice	Nov. 29, 2017
36	McNeese State	Feb. 21, 1991
36	Huston-Tillotson	Nov. 29, 1990

## 3-POINT PERCENTAGE (Min. 10 Made)

Pct. (FG-A)	Opponent	Date
1. .706 (12-17)	McNeese State	Feb. 18, 1995
2. .700 (14-20)	at SE Louisiana	Jan. 4, 1991
3. .625 (10-16)	Appalachian State	Feb. 1, 2018
4. .619 (13-21)	Houston Baptist	Nov. 22, 2014
5. .577 (15-26)	at South Alabama	Feb. 28, 2019
6. .556 (15-27)	at Arkansas State	Jan. 13, 2018
7. .545 (12-22)	at Troy	Mar. 2, 2019
.545 (12-22)	at Georgia Southern	Feb. 20, 2017

## FREE THROWS MADE

Total	Opponent	Date
1. 42	Schreiner	Dec. 3, 1992
2. 41	Sam Houston State	Dec. 9, 1968
3. 38	San Diego	Dec. 4, 2004
4. 36	McNeese State	Feb. 3, 1979
36	Missouri-Rolla	Dec. 18, 1968
6. 35	Texas Lutheran	Nov. 12, 2010
35	at Texas State	Feb. 3, 2007
35	at Georgia State	Dec. 15, 1990
35	West Texas A&M	Jan. 2, 1969
35	at Texas Wesleyan	Jan. 2, 1965

## FREE THROW ATTEMPTS

Total	Opponent	Date
1. 60	Sam Houston State	Dec. 9, 1968
2. 54	McNeese State	Feb. 23, 1981
3. 52	North Texas	Feb. 25, 1991
4. 49	Hardin-Simmons	Dec. 11, 1971
5. 48	North Texas	Jan. 12, 1980
48	Missouri-Rolla	Dec. 18, 1968
7. 47	San Diego	Dec. 4, 2004
8. 46	Texas Lutheran	Nov. 12, 2010
46	at Texas State	Jan. 30, 2010
46	at Arkansas	Nov. 22, 1999
46	UTSA	Dec. 4, 1989
46	West Texas A&M	Jan. 2, 1969

## FREE THROW PERCENTAGE (Min. 20 Made)

Pct. (FT-A)	Opponent	Date
1. .964 (27-28)	at Houston	Feb. 22, 1968
2. .952 (20-21)	at Northwestern State	Mar. 8, 2005
3. .917 (33-36)	at Louisiana	Feb. 19, 1979
4. .875 (21-24)	at South Alabama	Jan. 16, 2016
5. .872 (34-39)	Little Rock	Jan. 19, 2019
6. .862 (25-29)	Texas State	Mar. 1, 2016
7. .857 (24-28)	Louisiana	Jan. 15, 2021
.857 (24-28)	UC Davis	Nov. 18, 2018
9. .852 (23-27)	Dallas Christian	Dec. 17, 2020

## REBOUNDS

Total	Opponent	Date
1. 80	Huston-Tillotson	Nov. 29, 1990
2. 72	Hardin-Simmons	Dec. 11, 1971
3. 67	at West Texas A&M	Feb. 2, 1970
67	Lamar	Feb. 14, 1967
67	at Trinity	Feb. 23, 1965
6. 66	Nicholls	Dec. 3, 1990
7. 65	Jarvis Christian	Dec. 2, 1996
8. 64	Schreiner	Dec. 3, 1992
64	US International	Feb. 5, 1987
64	vs. Austin College	Dec. 30, 1964

## REBOUND MARGIN

Margin	Opponent	Date
1. +36 (64-28)	Schreiner	Dec. 3, 1992
+36 (80-44)	Huston-Tillotson	Nov. 29, 1990
3. +35 (59-24)	Sul Ross State	Dec. 21, 2015
+35 (59-24)	Northwestern State	Feb. 27, 1992
5. +34 (65-31)	Jarvis Christian	Dec. 2, 1996
6. +32 (54-22)	at Nicholls	Dec. 22, 2001
7. +30 (61-31)	Howard Payne	Dec. 22, 2020
+30 (53-23)	Hardin-Simmons	Dec. 11, 2020
9. +29 (55-26)	Dallas Christian	Dec. 17, 2020
10. +27 (51-24)	vs. Texas Southern	Nov. 14, 2007
12. +26 (48-22)	at ULM	Jan. 18, 2020
+26 (44-18)	Nicholls	Feb. 15, 2003
13. +25 (52-27)	ULM	Jan. 19, 1991

# SINGLE-GAME TEAM PROGRAM RECORDS

## PERSONAL FOULS

Total	Opponent	Date
1. 42	Hardin-Simmons	Dec. 11, 1971
2. 40	at Arkansas State	Jan. 26, 1980
3. 39	at North Texas	Feb. 10, 1983
4. 37	McNeese State	Feb. 23, 1981
5. 36	North Texas	Nov. 18, 2009
36	at Sam Houston State	Dec. 28, 1998
7. 35	at Arkansas	Nov. 23, 2018
35	Arkansas State	Feb. 27, 2016
35	at Sam Houston State	Feb. 22, 2007
35	at Louisiana Tech	Jan. 27, 1979
35	at Denver	Jan. 10, 1976
35	at US International	Feb. 21, 1967

## ASSISTS

Total	Opponent	Date
1. 34	Georgia State	Dec. 7, 1991
2. 33	Huston-Tillotson	Nov. 26, 1991
3. 32	Lamar	Feb. 18, 1980
4. 31	Howard Payne	Dec. 22, 2020
31	Texas Wesleyan	Dec. 7, 1981
6. 30	at Sam Houston State	Feb. 20, 1993
30	Nicholls	Feb. 11, 1993
30	Lamar	Feb. 24, 1979
9. 29	at Northwestern State	Feb. 14, 1991
29	vs. Northwestern State	Mar. 8, 1988
29	North Texas	Feb. 7, 1987
29	Denver	Dec. 12, 1977

## TURNOVERS

Total	Opponent	Date
1. 38	at New Mexico State	Nov. 28, 1975
2. 36	at Houston Baptist	Jan. 9, 1978
36	at Lamar	Feb. 24, 1977
4. 34	UC San Diego	Jan. 4, 1978
34	at Pepperdine	Dec. 9, 1977
6. 33	at Nebraska	Dec. 21, 1992
33	at Lamar	Feb. 10, 1979
8. 32	at Nicholls	Jan. 6, 1994
32	at Hardin-Simmons	Feb. 2, 1974

## BLOCKS

Total	Opponent	Date
1. 12	Louisiana	Jan. 15, 2021
2. 10	Howard Payne	Dec. 20, 2014
10	Hardin-Simmons	Dec. 29, 2001
10	St. Edward's	Jan. 26, 1987

## STEALS

Total	Opponent	Date
1. 22	University of Dallas	Dec. 8, 1990
2. 21	Huston-Tillotson	Nov. 26, 1991
3. 19	St. Edward's	Dec. 4, 1978
19	Houston Baptist	Dec. 13, 2012
5. 18	Howard Payne	Nov. 13, 2013
18	at UTSA	Feb. 6, 1986
7. 17	Sul Ross State	Dec. 21, 2015
17	Houston Baptist	Jan. 25, 2010
17	SE Louisiana	Jan. 3, 1987
17	at Arkansas State	Jan. 26, 1981
17	Westmont	Dec. 1, 1980

## LARGEST MARGIN OF VICTORY

Total	Opponent	Date
1. 69 (154-85)	Huston-Tillotson	Nov. 29, 1990
2. 66 (130-64)	Huston-Tillotson	Nov. 28, 1991
3. 64 (117-53)	Howard Payne	Dec. 22, 2020
4. 63 (149-86)	University of Dallas	Dec. 8, 1990
5. 61 (109-48)	Dallas Christian	Dec. 17, 2020
6. 60 (121-61)	Schreiner	Dec. 3, 1992
7. 58 (103-45)	Hardin-Simmons	Dec. 29, 2001
8. 56 (101-45)	Austin College	Dec. 3, 1991
9. 53 (126-73)	Texas Wesleyan	Dec. 7, 1981

## FEWEST POINTS ALLOWED

Total	Opponent	Date
1. 36 (31-36)	at SMU	Dec. 16, 1989
2. 40 (66-40)	Sam Houston State	Jan. 11, 2012
40 (73-40)	Grambling	Nov. 25, 2015
40 (98-40)	Sul Ross	Dec. 21, 2015
5. 41 (42-41)	SE Louisiana	Nov. 30, 1983
6. 42 (43-42)	vs. Oklahoma Baptist	Dec. 29, 1961
7. 44 (51-44)	at UT Pan American	Dec. 19, 1996
8. 45 (88-45)	Texas Lutheran	Nov. 12, 2010
45 (103-45)	Hardin-Simmons	Dec. 29, 2001
45 (101-45)	Austin College	Dec. 3, 1991

## PLAYERS IN DOUBLE-FIGURE POINTS

Total	Opponent	Date
1. 8	Howard Payne	Dec. 22, 2020
8	Texas Wesleyan	Dec. 7, 1981
3. 7	Austin College	Jan. 30, 2007
7	at Sam Houston State	Dec. 28, 1998
7	Wayland Baptist	Dec. 1, 1971

6. 6, 26x

LAST TIME: MARY HARDIN-BAYLOR

NOV. 13, 2021

## PLAYERS WITH DOUBLE-FIGURE REBOUNDS

Total	Opponent	Date
1. 4	Huston-Tillotson	Nov. 29, 1990
4	at West Texas A&M	Feb. 2, 1970
3. 3	Arkansas State	Jan. 21, 2016
3	at Texas Wesleyan	Dec. 11, 1980
3	Adams State	Dec. 19, 1974
3	Lamar	Feb. 26, 1972
3	Arkansas State	March 2, 1970
3	Lamar	Feb. 14, 1967
3	at Trinity	Feb. 23, 1965
3	Texas Wesleyan	Dec. 3, 1964

11. 2, 81x

LAST: AT ORAL ROBERTS

DEC. 16, 2021

## PLAYERS WITH 20+ POINTS

Total	Opponent	Date
1. 5	Huston-Tillotson	Nov. 29, 1990
2. 4	North Texas	Feb. 25, 1991
4	University of Dallas	Dec. 8, 1990
4. 3	at Sam Houston State	Jan. 28, 1998
3	at Sam Houston State	Feb. 20, 1993
3	North Texas	Feb. 15, 1992
3	at Sam Houston State	Jan. 9, 1992
3	Nicholls	Dec. 3, 1990
3	SE Louisiana	Dec. 1, 1990
3	at ULM	Mar. 4, 1989
3	Oklahoma State	Jan. 14, 1984
3	vs. Northeastern	Jan. 9, 1981
3	at Centenary	Jan. 5, 1981
3	McNeese State	Jan. 28, 1980
3	Texas A&M Kingsville	Feb. 7, 1976
3	Lamar	Feb. 14, 1967

# SINGLE-GAME TEAM PROGRAM RECORDS

## FEWEST POINTS

Total (Score)	Opponent	Date
1. 31 (31-36)	at SMU	Dec. 16, 1989
2. 35 (35-50)	Denver	Dec. 31, 2012
<b>3. 36 (36-64)</b>	<b>AT NORTH TEXAS</b>	<b>NOV. 18, 2021</b>
4. 41 (41-57)	at SE Louisiana	Jan. 8, 2005
5. 42 (42-41)	SE Louisiana	Nov. 30, 1983
6. 43 (43-51)	ULM	Feb. 27, 1997
43 (43-64)	East Texas Baptist	Dec. 6, 1962
43 (43-42)	vs. Oklahoma Baptist	Dec. 29, 1961
9. 44 (44-92)	at Kentucky	Nov. 25, 2014
44 (44-71)	at Stephen F. Austin	Jan. 24, 2004
44 (44-61)	Seattle	Jan. 17, 2013
44 (44-69)	at Oklahoma State	Dec. 19, 2013
<b>13. 45 (45-88)</b>	<b>AT OKLAHOMA STATE</b>	<b>NOV. 9, 2021</b>
45 (45-65)	at Missouri	Dec. 4, 2018
45 (45-76)	at Texas	Nov. 7, 2002
45 (45-66)	at Texas State	Jan. 9, 1998

### In a Win

42 (42-41) SE Louisiana Nov. 30, 1983

### In Conference Play

35 (35-50) Denver (Western Athletic Conference) Dec. 31, 2012

### vs. Non-Conference Opponent

31 (31-36) at SMU Dec. 16, 1989

## FEWEST POINTS AT HOME

Total (Score)	Opponent	Date
1. 35 (35-50)	Denver	Dec. 31, 2012
2. 42 (42-41)	SE Louisiana	Nov. 30, 1983
3. 43 (43-51)	ULM	Feb. 27, 1997
43 (43-64)	East Texas Baptist	Dec. 6, 1962
5. 44 (44-61)	Seattle	Jan. 17, 2013
6. 46 (46-64)	Boise State	Jan. 2, 2013
46 (46-64)	Oklahoma Baptist	Dec. 5, 1961
8. 47 (47-55)	UT Pan American	Dec. 21, 1959
9. 48 (48-52)	ULM	Feb. 29, 1992
48 (48-49)	McNeese State	Feb. 12, 1983

## FEWEST POINTS ON THE ROAD

Total (Score)	Opponent	Date
1. 31 (31-36)	SMU	Dec. 16, 1989
<b>2. 36 (36-64)</b>	<b>NORTH TEXAS</b>	<b>NOV. 18, 2021</b>
3. 41 (41-57)	SE Louisiana	Jan. 8, 2005
4. 44 (44-69)	Oklahoma State	Dec. 19, 2012
44 (44-71)	Stephen F. Austin	Jan. 24, 2004
<b>6. 45 (45-88)</b>	<b>AT OKLAHOMA STATE</b>	<b>NOV. 9, 2021</b>
45 (45-65)	Missouri	Dec. 4, 2018
45 (45-76)	Texas	Nov. 7, 2002
45 (45-66)	Texas State	Jan. 9, 1998
10. 47 (47-67)	#14 Oregon	Nov. 17, 2019
11. 48 (48-66)	Nicholls	Jan. 8, 2011
12. 49 (49-76)	SE Missouri State	Jan. 7, 1985
49 (49-81)	Memphis	Dec. 4, 1968
<b>14. 50 (50-70)</b>	<b>AT OKLAHOMA</b>	<b>DEC. 19, 2021</b>
50 (50-57)	Appalachian State	Feb. 6, 2020
50 (50-47)	Texas State	Feb. 27, 2003
50 (50-106)	Creighton	Nov. 17, 2002
50 (50-70)	Hardin-Simmons	Jan. 9, 1975
50 (50-65)	ULM	Mar. 6, 1990
50 (50-64)	Sam Houston State	Dec. 11, 1959

## FEWEST POINTS AT A NEUTRAL SITE

Total (Score)	Opponent	Date
1. 43 (43-42)	Oklahoma Baptist	Dec. 29, 1961
2. 49 (49-61)	UNC Greensboro	Nov. 15, 2005
49 (49-68)	Trinity	Dec. 29, 1960
4. 50 (50-81)	McNeese State	March 5, 1997

## SMALLEST COMBINED SCORE

Total (Score)	Opponent	Date
1. 67 (31-36)	at SMU	Dec. 16, 1989
2. 83 (42-41)	SE Louisiana	Nov. 30, 1983
3. 85 (35-50)	Denver	Dec. 31, 2012
85 (43-42)	vs. Oklahoma Baptist	Dec. 29, 1961
5. 94 (43-51)	ULM	Feb. 27, 1997
6. 95 (51-44)	UT Pan American	Dec. 19, 1996
7. 97 (48-49)	McNeese State	Feb. 12, 1983
97 (50-47)	at Texas State	Feb. 27, 2003
9. 98 (51-47)	vs. Alabama State	Dec. 22, 1995
98 (41-57)	at SE Louisiana	Jan. 8, 2005
98 (52-46)	at McNeese State	Feb. 10, 2007
<b>12. 100 (36-64)</b>	<b>AT NORTH TEXAS</b>	<b>NOV. 18, 2021</b>
100 (48-52)	ULM	Feb. 29, 1992
14. 102 (47-55)	UT Pan American	Dec. 21, 1959
<b>15. 103 (56-47)</b>	<b>LAMAR</b>	<b>DEC. 11, 2021</b>

## FEWEST POINTS IN A HALF

Total (Half)	Opponent	Date
1. 8 (2nd)	at SMU	Dec. 16, 1989
<b>2. 12 (1st)</b>	<b>AT NORTH TEXAS</b>	<b>NOV. 18, 2021</b>
12 (1st)	at Kentucky	Nov. 25, 2014
<b>4. 14 (1ST)</b>	<b>AT OKLAHOMA STATE</b>	<b>NOV. 9, 2021</b>
14 (1st)	Little Rock	Jan. 23, 2016
6. 15 (1st)	at Toledo	Dec. 29, 1989
7. 17 (1st)	Denver	Dec. 31, 2012
17 (1st)	at Oklahoma State	Dec. 17, 2012
17 (1st)	at Nicholls	Jan. 8, 2011
17 (1st)	at Stephen F. Austin	Jan. 27, 2007
17 (1st)	at New Mexico	Dec. 29, 2005
17 (1st)	vs. UNC Greensboro	Nov. 15, 2005
17 (1st)	at ULM	Jan. 23, 1997
17 (1st)	at Texas A&M Commerce	Dec. 10, 1962
<b>15. 18 (1ST)</b>	<b>AT OKLAHOMA</b>	<b>DEC. 11, 2021</b>
18 (1st)	Boise State	Jan. 2, 2013
18 (2nd)	Denver	Dec. 31, 2012
18 (1st)	New Mexico	Jan. 3, 2005
18 (1st)	at SE Louisiana	Nov. 30, 1983

## FEWEST FIELD GOALS MADE

Total	Opponent	Date
<b>1. 12</b>	<b>AT NORTH TEXAS</b>	<b>NOV. 18, 2021</b>
12	at SMU	Dec. 16, 1989
3. 13	at SE Louisiana	Jan. 8, 2005
13	at Stephen F. Austin	Jan. 24, 2004
13	Denver	Dec. 31, 2012
6. 14	vs. UNC Greensboro	Nov. 15, 2005
14	at Memphis	Dec. 4, 1968
8. 15	at #14 Oregon	Nov. 17, 2019
15	at Stephen F. Austin	Feb. 24, 2005
15	at TCU	Nov. 22, 2003
15	Arkansas State	Jan. 6, 1968

## FEWEST FIELD GOALS ATTEMPTED

Total	Opponent	Date
1. 29	at Nicholls	Jan. 8, 2011
2. 31	Arkansas State	Jan. 6, 1968
3. 33	Midwestern State	Dec. 20, 1967
4. 35	at Houston Baptist	Jan. 18, 1982

## LOWEST FIELD GOAL % (Min. 50 Attempts)

Pct. (FG-A)	Opponent	Date
1. .234 (15-64)	at #14 Oregon	Nov. 17, 2019
2. .235 (12-51)	at Texas State	Jan. 9, 1999
3. .255 (14-55)	vs. UNC Greensboro	Nov. 15, 2005
4. .257 (18-70)	Montana	Dec. 28, 1996
5. .258 (16-62)	Seattle	Jan. 17, 2013
6. .265 (18-68)	Louisiana	Jan. 16, 2021
7. .268 (19-71)	at Gonzaga	Dec. 18, 2018
8. .270 (17-63)	at Kentucky	Nov. 25, 2014
9. .274 (17-62)	Sam Houston State	Jan. 11, 1990
10. .279 (17-61)	vs. McNeese State	Mar. 5, 1997

## FEWEST FREE THROWS MADE

Total	Opponent	Date
1. 0	at Hardin-Simmons	Jan. 9, 1975
2. 1	at Oklahoma State	Dec. 19, 2012
1	at Centenary	Feb. 5, 1973
1	vs. Georgia Southern	Dec. 29, 1972
5. 2, 12x	Last vs. Harvard	Dec. 28, 1998

## FEWEST FREE THROW ATTEMPTS

Total	Opponent	Date
1. 1	at Hardin-Simmons	Jan. 9, 1975
2. 2	McNeese State	Feb. 28, 1977
2	at Centenary	Feb. 5, 1973
4. 4, 9x	Last at Stony Brook	Dec. 23, 2000

## LOWEST FREE THROW % (Min. 10 Attempts)

Pct. (FT-A)	Opponent	Date
1. .182 (2-11)	vs. Alabama State	Dec. 22, 1995
2. .285 (4-14)	at Lamar	Mar. 5, 1985
<b>3. .300 (3-10)</b>	<b>AT OKLAHOMA STATE</b>	<b>NOV. 9, 2021</b>
4. .357 (5-14)	ULM	Jan. 16, 1999
.357 (5-14)	at Louisiana Tech	Feb. 9, 1981
6. .360 (9-25)	Northwestern State	Feb. 15, 1990
7. .364 (4-11)	at Missouri	Dec. 4, 2018

## FEWEST REBOUNDS

No.	Opponent	Date
1. 21	at Texas	Jan. 3, 2004
21	Sam Houston State	Mar. 2, 2000
21	vs. Valparaiso	Jan. 10, 1981
4. 22	at Nicholls	Jan. 8, 2011
22	at Stephen F. Austin	Jan. 27, 2007
22	at ULM	Feb. 5, 2004
22	at Samford	Nov. 27, 1999
22	Louisiana Tech	Feb. 26, 1981
9. 23, 4x	Last vs. Miami	Nov. 13, 2005



## ALL-TIME PROGRAM OVERTIME GAMES

Date	Opponent	W/L	Score	Date	Opponent	W/L	Score	Date	Opponent	W/L	Score
02-04-64	Arkansas State	L	76-82	11-29-85	Tarleton State	W	81-79	02-03-10	Texas A&M-Corpus Christi	W	71-66
02-16-65	Arkansas State	L	** 99-100	01-03-86	at Florida Southern	L	79-81	02-16-11	Stephen F. Austin	W	66-65
01-04-66	at Austin College	W	70-63	01-21-86	at Hardin-Simmons	L	75-79	02-19-11	at Southeastern Louisiana	W	68-66
01-08-66	Lamar	L	** 91-93	02-21-87	at U.S. International	L	89-94	02-26-11	at Northwestern State	L	71-78
02-14-67	Lamar	W	*** 138-135	01-18-88	UTSA	L	72-79	12-17-11	at Tulsa	L	75-80
01-20-68	at Texas Tech	L	83-93	01-30-88	at Texas State	L	73-75	12-21-13	CSU Bakersfield	W	79-75
01-30-68	at Texas Wesleyan	W	113-109	02-23-88	Hardin-Simmons	L	87-88	01-09-14	ULM	W	83-79
02-02-70	West Texas A&M	W	88-84	12-30-89	vs. UNC Wilmington	L	64-66	02-01-14	at Georgia State	L	91-101
12-11-71	Hardin-Simmons	W	**** 118-117	12-11-92	vs. Gonzaga	W	** 95-87	03-06-14	at Troy	W	** 87-86
01-10-72	at Butler	W	87-82	12-11-93	TAMU-Commerce	W	** 100-97	12-01-15	at Texas	L	73-80
02-26-72	Lamar	W	96-92	12-29-93	at Chaminade	L	91-92	01-16-16	at South Alabama	L	85-88
12-23-72	Hardin-Simmons	W	81-76	11-29-95	Grambling State	L	82-86	02-18-16	Louisiana	W	84-83
01-18-73	Centenary	W	74-72	01-15-97	Texas State	W	66-63	02-10-18	Texas State	W	70-68
02-15-73	West Texas A&M	W	** 87-85	01-30-97	McNeese State	W	69-67	12-21-18	at Cal Poly	W	75-70
01-11-75	at E. New Mexico	L	69-70	02-13-97	Sam Houston State	L	75-78	2-2-19	at rv Texas State	W	** 84-77
01-10-76	at Denver	W	99-97	12-28-98	at Sam Houston State	W	*** 124-123	2-23-19	ULM	W	** 91-86
01-12-77	North Texas	L	101-105	02-06-99	Stephen F. Austin	W	** 85-83	2-28-20	Texas State	L	*** 85-87
02-21-77	Louisiana Tech	W	92-90	11-22-99	at Arkansas	L	95-102	1-29-21	at Arkansas State	L	75-83
12-09-77	at Pepperdine	L	88-89	03-08-00	Northwestern State#	L	83-88	11-16-21	Abilene Christian	L	71-80
02-04-78	Louisiana Tech	L	** 77-79	01-27-01	Sam Houston State	W	94-86	12-30-21	South Alabama	W	89-87
01-12-80	North Texas	W	** 99-97	02-10-01	UTSA	W	86-77	1-8-22	at Georgia Southern	L	73-74
01-28-80	McNeese State	L	** 97-98	03-07-01	at Sam Houston State#	L	** 98-103	1-15-22	ULM	L	55-62
02-11-80	at Louisiana	L	79-86	12-20-01	at SE Louisiana	W	69-60	1-22-22	at Little Rock	L	*** 96-98
02-13-80	at McNeese State	W	71-69	01-02-02	Oral Roberts	W	83-77	2-12-22	at Louisiana	W	80-77
12-18-80	Centenary	W	81-78	03-07-03	ULM	W	** 85-84	<p>* Indicates How Many Overtimes If More Than One # Southland Conference Tournament</p> <p><b>ALL-TIME OVERTIME RECORDS:</b>  <b>TOTAL: 91 Games (47-44)</b>  <b>1 OT: 67 Games (34-33)</b>  <b>2 OT: 19 Games (10-9)</b>  <b>3 OT: 4 Games (2-2)</b>  <b>4 OT: 1 Games (1-0)</b></p>			
01-31-81	Lamar	L	84-89	01-22-05	ULM	W	80-76				
02-20-82	at Arkansas State	W	60-58	12-17-05	at San Diego	W	94-91				
01-13-83	Texas Southern	L	** 102-104	03-07-06	at Sam Houston State#	L	** 84-86				
02-10-83	at North Texas	L	98-105	11-18-06	at TCU	L	** 89-97				
12-05-83	Missouri State	W	63-58	01-11-07	at Nicholls	L	81-83				
02-02-84	ULM	L	71-74	12-17-07	at TCU	L	74-77				
02-09-85	ULM	W	75-74	01-10-08	at Central Arkansas	L	68-70				
				01-17-09	at UTSA	W	** 100-97				
				11-18-09	North Texas	L	** 99-101				
				01-05-10	Utah Valley	W	90-85				

## PROGRAM MILESTONE VICTORIES

### Win 1 – UT Arlington 70, East Central Okla. 57 – 11/24/59

In their first game at the NCAA level, the Mavericks got 27 points from Ed Russell to defeat the Tigers.

### Win 50 – UT Arlington 82, Bishop College 78 – 12/30/65

The Mavericks defeated Bishop College in the third-place game of the Cotton Bowl Classic.

### Win 100 – UT Arlington 95, South Dakota State 81 – 12/6/71

Mark Burden scored 21 points and pulled down a then-record 17 rebounds. The win propelled UT Arlington to its most-ever victories in the SLC.

### Win 150 – UT Arlington 81, Houston Baptist 69 – 12/7/77

The victory ended the longest losing streak in UT Arlington history at 21 games.

### Win 200 – UT Arlington 93, Louisiana 83 – 2/21/81

Arguably the best Maverick squad ever, UT Arlington defeats a tough Ragin' Cajun side that propels the team to its first appearance in the NIT.

### Win 250 – UT Arlington 74, San Francisco 65 – 12/21/85

UT Arlington defeats the Dons in the consolation game of the Albertsons Classic in Boise, Idaho.

### Win 300 – UT Arlington 108, at Nicholls 84 – 1/2/91

Leonard Wilson scores 31 points and UT Arlington all-time leading scorer Willie Brand adds 22. The victory starts an eight-game winning streak for the Mavericks.

### Win 350 – UT Arlington 70, North Texas 68 – 1/15/94

Trailing by three points at halftime, the Mavericks rally to defeat the Mean Green. The victory snaps a six-game losing streak.

### Win 400 – UT Arlington 87, at Air Force 78 – 12/19/98

The Mavericks scored 52 points in the second half to erase a halftime deficit in Colorado Springs, Colo.

### Win 450 – UT Arlington 81, Texas Wesleyan 65 – 11/30/02

The victory is UT Arlington's ninth straight versus the crosstown-rival Rams.

### Win 500 – UT Arlington 87, UT Tyler 72 – 12/22/05

Brady Dawkins registers 15 points and seven assists in the victory over the Patriots.

### Win 550 – UT Arlington 75, Utah Valley 64 - 1/3/2009

The Mavs end a five-game skid against Utah Valley behind 17 points from Ryan Toolson

### Win 600 – UT Arlington 91, Lamar 82 - 1/14/2012

UTA wins its seventh in a row, on the way to a 16-game winning streak and 15-1 SLC record.

### Win 650 – UT Arlington 87, Houston Baptist 69 - 12/22/2014

Jamel Outler drained seven 3-point field goals to help the Mavs move to 3-1 on the season with a homecoming victory.

### Win 700 – UT Arlington 89, South Alabama 83 - 1/16/2017

The Mavs used a 16-point second half run then held off the Jaguars in Mobile, Ala.

### Win 750 – UT Arlington 67, Georgia Southern 58 - 3/16/2019

UTA closed the Sun Belt Tournament semifinal matchup on a 10-0 run after Georgia Southern took a 58-57 lead with 5 minutes remaining in regulation and advanced to the Sun Belt Tournament Final for the second-straight year.

# ALL-TIME PROGRAM POSTSEASON HISTORY

## SOUTHLAND CONFERENCE

Year	Seed	Opponent	Rnd	W/L	Score	Site
1981	3	McNeese (6)	QF	L	74-79	Arlington, Texas
1982	3	Lamar (2)	SF	W	78-73	Lafayette, La.
		Louisiana (1)	F	L	75-81	Lafayette, La.
1983	7	Arkansas State (6)	QF	L	56-66	Beaumont, Texas
1984	7	ULM (2)	QF	L	86-108	Monroe, La.
1985	6	Lamar (3)	QF	L	70-98	Beaumont, Texas
1986	7	McNeese (23)	QF	L	71-85	Lake Charles, La.
1988	5	Northwestern State (3)	QF	W	74-69	Natchitoches, La.
		ULM (2)	SF	L	63-78	Denton, Texas
1989	6	ULM (3)	QF	L	75-81	Monroe, La.
1990	5	Sam Houston State (4)	QF	W	72-66	Monroe, La.
		ULM (1)	SF	L	50-65	Monroe, La.
1991	2	North Texas (3)	SF	W	97-91	Monroe, La.
		ULM (1)	F	L	60-87	Monroe, La.
1992	5	Nicholls (4)	QF	W	77-62	San Antonio, Texas
		UTSA (1)	SF	L	75-94	San Antonio, Texas
1993	4	Texas State (5)	QF	W	83-79	Monroe, La.
		ULM (1)	SF	L	82-106	Monroe, La.
1995	7	ULM (2)	QF	L	61-75	Monroe, La.
1997	6	McNeese (3)	QF	L	50-81	Shreveport, La.
1998	6	UTSA (3)	QF	W	56-52	Shreveport, La.
		Northwestern State (2)	SF	W	77-72	Shreveport, La.
		Nicholls (1)	F	L	81-84	Shreveport, La.
2000	4	Northwestern State (5)	QF	L	83-88 (OT)	Arlington, Texas
2001	5	Sam Houston State (4)	QF	L	98-103 (2OT)	Huntsville, Ala.
2003	3	McNeese (6)	QF	L	67-78	Arlington, Texas
2004	1	ULM (8)	QF	W	77-62	Arlington, Texas
		Stephen F. Austin (4)	SF	L	68-69	Arlington, Texas
2005	8	Northwestern State (1)	QF	L	67-71	Natchitoches, La.
2006	7	Sam Houston State (2)	QF	L	84-86 (2OT)	Huntsville, Ala.
2007	5	McNeese (4)	QF	L	76-77	Houston, Texas
2008	7	Lamar (2)	QF	W	81-75	Katy, Texas
		Sam Houston State (3)	SF	W	72-66	Katy, Texas
		Northwestern State (5)	F	W	82-79	Katy, Texas
2009	5	A&M-Corpus Christi (4)	QF	L	72-79	Katy, Texas
2010	7	Stephen F. Austin (2)	QF	L	54-77	Katy, Texas
2012	1	Nicholls (8)	QF	W	62-48	Katy, Texas
		McNeese (4)	SF	L	72-92	Katy, Texas

## WESTERN ATHLETIC CONFERENCE

Year	Seed	Opponent (Seed)	Rnd	W/L	Score	Site
2013	4	Utah State (5)	QF	W	83-78	Las Vegas, Nev.
		UTSA (9)	SF	W	69-53	Las Vegas, Nev.
		New Mexico State (3)	F	L	55-64	Las Vegas, Nev.

## SUN BELT CONFERENCE

Year	Seed	Opponent (Seed)	Rnd	W/L	Score	Site
2014	6	ULM (7)	1st	W	68-65	New Orleans, La.
		Louisiana (3)	QF	L	85-91	New Orleans, La.
2015	5	Texas State (8)	1st	L	62-68	New Orleans, La.
2016	3	Texas State (7)	QF	W	72-63	New Orleans, La.
		ULM (2)	SF	L	71-82	New Orleans, La.
2017	1	Coastal Carolina (8)	QF	W	74-51	New Orleans, La.
		Texas State (4)	SF	L	62-83	New Orleans, La.
2018	4	Appalachian State (5)	QF	W	84-68	New Orleans, La.
		Louisiana (1)	SF	W	71-68	New Orleans, La.
		Georgia State (2)	F	L	61-74	New Orleans, La.
2019	2	Georgia Southern (3)	SF	W	67-58	New Orleans, La.
		Georgia State (1)	F	L	64-73	New Orleans, La.
2020	7	Coastal Carolina (10)	1st	L	62-63	Arlington, Texas
2021	3W	Troy (6E)	1st	L	86-91	Pensacola, Fla.

## NCAA TOURNAMENT (NCAA)

Year	Seed	Opponent (Seed)	Rnd	W/L	Score	Site
2008	16	Memphis (1)	1st	L	63-87	Little Rock, Ark.

## NATIONAL INVITATION TOURNAMENT (NIT)

Year	Opponent	Rnd	W/L	Score	Site	
1981	South Alabama	1st	L	71-74	Mobile, Ala.	
2012	Washington	1st	L	72-82	Seattle, Wash.	
2017	6	BYU (3)	1st	W	105-89	Provo, Utah
		Akron (7)	2nd	W	85-69	Arlington, Texas
		Cal State Bakersfield (8)	QF	L	76-80	Arlington, Texas

## COLLEGEINSIDERS.COM INVITATIONAL TOURNAMENT (CIT)

Year	Opponent	Rnd	W/L	Score	Site
2013	Oral Roberts	1st	L	76-83	Arlington, Texas
2016	Savannah State	1st	W	75-59	Savannah, Ga.
	NJIT	QF	L	60-63	Newark, N.J.

## CONFERENCE TOURNAMENTS

By Round	W	L
First Round	1	3
Quarterfinals	12	17
Semifinals	7	8
Finals	1	6

By Site	W	L
Arlington	1	5
Beaumont	0	2
Denton	0	1
Houston	0	1
Huntsville	0	2
Katy	4	3
Lafayette, La.	1	1
Lake Charles, La.	0	1
Las Vegas, Nev.	2	1
Monroe, La.	3	6
Natchitoches, La.	1	1
New Orleans, La.	6	6
Pensacola, Fla.	0	1
San Antonio	1	1
Shreveport, La.	2	2

By Opponents	W	L
A&M-Corpus Christi	0	1
Appalachian State	1	0
Arkansas State	0	1
Coastal Carolina	1	1
Georgia Southern	1	0
Georgia State	0	2
Lamar	2	1
Louisiana	1	2
McNeese	0	6
New Mexico State	0	1
Nicholls	2	1
North Texas	1	0
Northwestern State	3	2
Sam Houston State	2	2
Stephen F. Austin	0	2
Texas State	2	2
Troy	0	1
ULM	2	8
UTSA	2	1
Utah State	1	0

By Coaches	W	L
Bob LeGrand	1	6
Jerry Stone	1	1
Mark Nixon	4	5
Eddie McCarter	3	9
Scott Cross	11	10
Chris Ogden	1	3

<b>TOTAL</b>	<b>21</b>	<b>34</b>
--------------	-----------	-----------



# 2022 MEN'S BASKETBALL CHAMPIONSHIP

Pensacola Bay Center | Pensacola, Fla. | Thursday, March 3 - Monday, March 7



All times central and subject to change

## SUN BELT REGULAR SEASON AND TOURNAMENT INFO

The 2021-22 Sun Belt Conference regular-schedule season features a divisional structure model, but the league will not utilize East/West divisions for conference standings this year – as was the case last year due to COVID when only East teams played East teams and West teams played West teams.

UTA will play 18 total Sun Belt games: 10 home and away against divisional opponents (Texas State, Louisiana, ULM, Little Rock, Arkansas State), and eight non-division contests. For the Mavericks, that results in them playing seven teams in the conference twice (those five “West” members, plus South Alabama and Troy), but will only face Georgia State, Georgia Southern, Coastal Carolina and App State once. Three of those four programs reached the Sun Belt Tournament semifinals last year, with App State winning the title. Teams will be seeded 1-12 for the conference tournament based off regular-season standings. The top-four teams earn 1st-round byes through to the quarterfinals on Saturday, Mar. 5.

After reaching the Sun Belt Final in 2018 and 2019, UTA has lost in the First Round each of the past two seasons. The only other time the Mavs have lost in the opening round of the Sun Belt Tournament was in 2015 to Texas State.

**Seeding in the Sun Belt Championship will be based on overall conference winning percentage. However, teams will be required to play a minimum of 80 percent of the average number of conference games played in order to use their overall conference winning percentage for seeding in the conference championship. Teams falling below the 80-percent threshold will be seeded at the bottom of the championship bracket with overall conference winning percentage, among the teams that fall below the threshold, being used to determine their seed for the tournament.**



# 2021-22 UTA MEN'S BASKETBALL



**KAODIRICHI AKOBUNDU-EHIOGU**  
6-9 | 202 | R-SO | F  
Lagos, Nigeria




**JAVON LEVI**  
5-11 | 163 | GR | G  
Killeen, Texas



**CARSON BISCHOFF**  
6-4 | 210 | R-JR | G  
Ogden, Utah



**DAVID AZORE**  
6-4 | 211 | GR | G  
Houston, Texas



**BRANDYN TALBOT**  
6-5 | 176 | FR | G  
Newmarket, Ontario



**JACK HOIBERG**  
5-11 | 172 | GR | G  
Burr Ridge, Ill.



**LAZARO ROJAS**  
6-11 | 239 | GR | F  
Porto Seguro, Brazil



**ANTONIO ROMANELLI**  
6-0 | 174 | FR | G  
Sydney, Australia



**NICOLAS ELAME**  
6-3 | 192 | SO | G  
Paris, France



**PEDRO CASTRO**  
6-6 | 190 | GR | G  
Fort Worth, Texas



**SHEMAR WILSON**  
6-9 | 225 | FR | F  
Avondale, Ariz.



**PATRICK MWAMBA**  
6-7 | 201 | R-SO | F  
Bukavu, Congo



**MONTEZ YOUNG JR.**  
6-5 | 192 | FR | F  
Waxahachie, Texas



**NATHANIEL SPURGEON**  
6-0 | 165 | SR | G  
Azle, Texas




**GREG YOUNG**  
HEAD COACH (HC)  
1st Season | 13th With UTA



**ROYCE JOHNSON**  
ASSOCIATE HC



**DWIGHT THORNE II**  
ASSISTANT COACH



**MATTHEW MCGANN**  
VIDEO COORDINATOR



**MATT SEGURA**  
STRENGTH COACH



**SAMUEL TARVER**  
GRADUATE ASST.



**JASON MacBAIN**  
ASSOCIATE AD




**RILEY DAVIS**  
ASSISTANT HC



**PARKER EIDSON**  
OPERATIONS DIR.



**ROYAL MILTON III**  
ATHLETIC TRAINER



**JACOB MAHJOUB**  
GRADUATE ASST.



**JALEN JONES**  
GRADUATE ASST.



**RACHAEL MORGAN**  
ADMIN. ASSISTANT