



GEORGIA STATE SPORTS COMMUNICATIONS

Center Parc Stadium, 755 Hank Aaron Drive, Atlanta, GA 30315
 Mike Holmes, Associate Athletics Director
 Office: 404.413.4033 • Cell: 404.259.9716 • Email: rholmes@gsu.edu
 GeorgiaStateSports.com | Twitter: @GeorgiaStateMBB

**GEORGIA
STATE**

NCAA Tournament Appearances: 1991, 2001, 2015, 2018, 2019

Sun Belt Conference Championships: 2014 (R), 2015, (R) 2015 (T), 2018 (T), 2019 (R), 2019 (T), 2021 (R-East)

Game 12: GEORGIA STATE (6-5, 0-0 SBC) vs. UT ARLINGTON (6-7, 2-0 SBC)

Jan. 6, 2022 • 7 p.m. • GSU Sports Arena • Atlanta, Ga.

TV: ESPN+ • Radio: WRAS-FM 88.5

2021-22 RECORDS

Georgia State: 6-5, 0-0 Sun Belt
 H: 4-0, A: 1-5, N: 1-0
 UT Arlington: 6-7, 2-0 Sun Belt
 H: 5-1, A: 1-6, N: 0-0

HEAD COACH

Rob Lanier (St. Bonaventure, 1990)
 GSU: 41-24 (3rd Yr.)
 Career: 99-94 (7th Yr.)

SERIES RECORDS

All-time series: GSU leads 10-8
 Last Meeting: UTA, 70-62, 2/20/20 in Texas
 Last ATL Meeting: GSU, 83-77, 12/19/19
GSU has won last 5-of-6 meetings

GEORGIA STATE ON THE AIR

Radio: WRAS-FM 88.5
 PbP: Dave Cohen
 Color: Rodney Turner

Internet: Live stats at GeorgiaStateSports.com

Television: ESPN+
 PbP: Dave Cohen
 Color: Rodney Turner

GET READY FOR THE GAME...

- Georgia State and UT Arlington will open Sun Belt play facing each other for the first time in nearly two years.
- GSU has won 98 regular season Sun Belt games since the start of the 2013-14 season, the most in the league.
- The Panthers lead the all-time series with the Mavericks 10-8 and have won five of the last six meetings.
- Georgia State has a 47-16 (.746) record in the month of January since the start of the 2013-14 season.
- GSU has won 8-straight home games dating back to last year, tied for the sixth-longest streak in program history.
- With the win on Dec. 6, senior Kane Williams became the all-time wins leader in GSU program history moving ahead of Ryann Green and Chris Clerkley. He now has been a part of 89 wins in four-plus seasons.
- Head coach Rob Lanier is closing in on 100 wins for his career (99). He also spent four years as the head coach at Siena.
- GSU earned the top spot in the annual Sun Belt Conference Preseason Poll as selected by the coaches.
- Seniors Corey Allen (1st Team), Kane Williams (Second Team) and Eliel Nsoseme (Second Team) were all selected to the All-Sun Belt Preseason Teams before the start of the season.
- Kane Williams broke Terrence Brandon's school record of 531 career free throw attempts last year and now has 608. He is second all-time with 444 made free throws, trailing only R.J. Hunter's school record of 448. He is 50-of-64 at the line this year. The 50 made free throws ranks No. 44 in the NCAA, while the 64 attempts are ranked 55th.
- Williams is current in 7th on GSU's all-time scoring list with 1,367 career points. He is currently eight points behind Chavelo Holmes for sixth and is 452 points behind R.J. Hunter's school record of 1,819.
- Corey Allen has 1,740 career points scored which is among the top 30 career active scorers in the country. He has scored 889 of those points at GSU. He just missed a triple-double with 11 points, 13 rebounds, and 8 assists against Voorhees.
- Senior Justin Roberts now has 975 career points including 846 in a Panther uniform. He and Allen are looking to become the 24th and 25th 1,000-point scorers in program history.
- The Panthers tied a school-record with 21 steals in the win over Brewton-Parker on opening night. Georgia State also allowed just 10 first half points, a school record and tied for the fewest in the NCAA this year.
- Georgia State is ranked 15th in the country in turnovers forced (18.18) and 17th in turnover margin at +5.3. The Panthers also rank No. 24 with 9.7 steals per game.
- Junior Jalen Thomas is ranked No. 35 in the country averaging 3.10 offensive rebounds per contest.
- Georgia State has won 56-straight games dating back to 1999 when scoring 90 or more points.
- Georgia State is under the leadership of third-year head coach Rob Lanier. His first two-season .648 winning percentage (35-19 record) is the best of any GSU head coach in their first two years leading the program.
- Since returning to the Sun Belt in 2013-14, Georgia State has finished in the top two of the final regular season conference standings six times in eight seasons.
- Since 2013-14, GSU has won more games (175) than any other NCAA Division I team in Georgia.

PROBABLE STARTERS

Pos	#	Name	Ht	Wt	Cl.	PPG	RPG	Notes
G	10	Nelson Phillips	6-4	190	R-Jr.	10.6	3.8	Tied a career-high with 20 points vs. Toccoa Falls
G	11	Corey Allen	6-2	195	Sr.	15.9	5.0	Leads team with 27 3's, shooting 42.9% from 3-point range
G	12	Kane Williams	6-4	190	Sr.	12.7	4.6	Been a part of a school-record 89 wins in four-plus seasons
F	15	Ja'Heim Hudson	6-7	230	Fr.	6.2	5.7	Garnered 1st career double-double at High Point
F	25	Jalen Thomas	6-10	230	Jr.	6.5	7.0	Recorded 2nd career double-double vs. Toccoa Falls

RESERVES

G	0	Evan Johnson	5-11	165	So.	6.5	1.0	Scored 17 points with 3 3-pointers vs. William & Mary
F	1	Eliel Nsoseme	6-8	235	Sr.	-	-	Named 2021-22 All-Sun Belt Preseason Second Team
G	2	Justin Roberts	5-10	170	Sr.	13.2	3.2	Named to the Legends Classic All-Tournament Team
F	14	Chien-Hao Ma	6-7	180	Fr.	2.3	0.9	Season high 11 pts. at URI, 4-of-7 field goals
G	20	Danny Stubbs	6-0	174	Fr.	0.0	0.4	Grabbed first collegiate rebound vs. Voorhees College
G	21	Kalik Brooks	6-5	190	Jr.	1.1	1.4	Earned first start at URI, grabbed career-high 8 rebounds
G	24	Collin Moore	6-4	205	So.	2.3	1.0	Knocked down a 3-pointer against Toccoa Falls
F	30	Kaleb Scott	6-6	235	So.	2.5	2.1	Finished with 9 points and 4 rebounds against Toccoa Falls
F	33	Jamall Clyde	6-6	195	Fr.	2.5	2.3	Scored 6 pts. and grabbed 4 rebounds at Mississippi State



2021-22 SCHEDULE

Date	Opponent	Time/Result
Nov. 5	CLAYTON STATE (Exh.)	W, 101-56
Nov. 9	BREWTON-PARKER (ESPN+)	W, 97-37
Nov. 12	NORTHEASTERN (ESPN+)	W, 83-64
Nov. 16	at Richmond (ESPN+)	L, 94-78
<i>Legends Classic at High Point</i>		
Nov. 20	vs. William & Mary	W, 77-59
Nov. 21	at High Point (ESPN+)	W, 74-66 (ot)
Nov. 27	at Rhode Island (ESPN+)	L, 59-94
Dec. 1	TENNESSEE STATE (ESPN+)	cancelled
Dec. 4	at Mercer (ESPN+)	L, 77-83
Dec. 6	VOORHEES COLLEGE (ESPN+)	W, 80-51
Dec. 14	at Mississippi State (SECN+)	L, 50-79
Dec. 18	TOCCOA FALLS (ESPN+)	W, 92-44
Dec. 21	at Georgia Tech (RSN/FSS)	L, 62-72 (ot)
Dec. 30	at Arkansas State (ESPN+)	cancelled
Jan. 1	at Little Rock (ESPN+)	cancelled
Jan. 6	UT ARLINGTON (ESPN+)	7 p.m.
Jan. 8	TEXAS STATE (ESPN+)	cancelled
Jan. 13	at South Alabama (ESPN2)	9 p.m.
Jan. 15	at Troy (ESPN+)	5 p.m.
Jan. 20	APPALACHIAN STATE (ESPN+)	7 p.m.
Jan. 22	COASTAL CAROLINA (ESPN+)	2 p.m.
Jan. 27	at Louisiana (ESPN+)	TBD
Jan. 29	at ULM (ESPN+)	3 p.m.
Feb. 3	TROY (ESPN+)	7 p.m.
Feb. 5	SOUTH ALABAMA (ESPN+)	2 p.m.
Feb. 10	at Coastal Carolina (ESPN+)	7 p.m.
Feb. 12	at Appalachian State (ESPN+)	TBD
Feb. 17	GEORGIA SOUTHERN (ESPN+)	7 p.m.
Feb. 19	at Georgia Southern (ESPN+)	TBD
Feb. 23	ULM (ESPN+)	7 p.m.
Feb. 25	LOUISIANA (ESPN+)	7 p.m.
<i>Sun Belt Conference Championship - Pensacola, Fla.</i>		
March 3-7	TBA	TBA

GENERAL INFORMATION

Full Name	Georgia State University
Location	Atlanta, Ga.
Founded	1913
Enrollment	54,000
Nickname	Panthers
Colors	Blue and White
Arena	Georgia State Sports Arena
Capacity	3,854
Affiliation	NCAA Division I
Conference	Sun Belt
President	Dr. M. Brian Blake
Athletics Director	Charlie Cobb

BASKETBALL HISTORY

First Season of NCAA Basketball	1963-64
All-Time Record	673-959
NCAA Tournament Appearances	5
..... (2019, 2018, 2015, 2001, 1991)	
NIT Appearances	2 (2014, 2002)
CIT Appearances	2 (2017, 2012)
Conference Titles (Reg. Season)	7
..... (2021 (E), 2019, 2015, 2014, 2002, 2001, 2000)	
Conference Tournament Titles	5
..... (2019, 2018, 2015, 2001, 1991)	

HIGH 5

Since joining the Sun Belt eight years ago, Georgia State has won three conference regular season titles, plus an East Division title, finished as a regular season runner-up three times, advanced to five conference tournament finals, and won three tournament titles. Over the eight year stretch, the Panthers are 98-46 in Sun Belt Conference regular season games. The 98 wins are the most in the league during that time. ***GSU has finished in the top two in the Sun Belt standings six times in the last eight years.***

PRESEASON HONORS

Georgia State saw three seniors honored while the Panthers also took home the top spot in the All-Sun Belt Preseason honors and Coaches Poll.

Senior Corey Allen earned Preseason All-Sun Belt First Team honors, while fellow seniors Eliel Nsoseme and Kane Williams earned Preseason All-Sun Belt Second Team recognition.

Allen earned All-Sun Belt Second Team honors last spring, while Nsoseme garnered third team recognition. Williams was also a preseason first team member last year after earning All-Sun Belt Second Team honors in 2019-20.

TONIGHT'S OPPONENT

Georgia State and UT Arlington will meet for the first time in nearly two years after not squaring off last year due to divisions being created in the Sun Belt Conference due to COVID-19.

The Mavs won the last game in Arlington, however the Panthers took the previous five games in the series, including the last in Atlanta in 2019.

IMPRESSIVE COMPANY

Georgia State is one of just five teams in the country to return five players who averaged in double figures last year. That group includes UCLA, St. Bonaventure, Belmont, and South Dakota State.

SOMEBODY IS WATCHING ME

Senior Corey Allen has been named to the 2021-22 Lou Henson National Player of the Year Award Watch List was announced in November. Allen led the Panthers in scoring last year averaging 15.0 points per game, while grabbing 4.1 rebounds per contest. One of the best 3-point shooters in the conference, Allen shot 42.5 percent from 3-point range which ranked 14th in the NCAA. He knocked down 62 3-pointers despite the fact that the Panthers have played just 22 games.

The award, which is presented annually to the top mid-major player in division I college basketball, honors the former Illinois and New Mexico State head coach who won 775 games in 41 seasons.

RECORD-SETTING OPENING NIGHT

Georgia State earned an impressive 97-37 win over Brewton-Parker to open the season. In the win, Georgia State tied the school record with 21 steals originally set against Northern Arizona on Dec. 22, 1990. The 60-point margin of victory was the third-best in school history, while the 37 points allowed were the fifth-lowest.

HOW LOW CAN YOU GO

Georgia State allowed just 10 points in the first half to Brewton-Parker on Nov. 9. The 10 points are tied for the fewest allowed in a half by any team in the country this year (IUPUI allowed just 10 to Spalding on Nov. 13). The 10 points allowed in the half are also a modern day record for Georgia State.

UT Arlington	10-8
H: 5-3 • A: 3-4 • N: 2-1 • SBC: 10-5	
12/22/84.....N	L 79-85
12/15/90.....H	L 104-113
12/7/91.....A	L 85-110
2/1/14.....OT...H	W 101-91
2/27/14.....A	W 77-49
1/15/15.....H	W 83-62
1/29/15.....A	W 88-74
12/30/15.....A	L 70-85
2/6/16.....H	L 69-90
2/18/17.....H	L 67-68
1/25/18.....H	W 81-75
2/24/18.....A	L 81-89
3/11/18 *	N W 74-61
1/3/19.....A	W 63-58
1/26/19.....H	W 77-71
3/17/19 *	N W 73-64
12/19/19.....H	W 83-77
2/20/20.....A	L 62-70

* Conference Tournament



TO THE WINNERS GO THE SPOILS

All-Sun Belt Preseason First Team member Corey Allen earned Sun Belt Conference Player of the Week honors on Nov. 15.

Allen led the Panthers to a 2-0 week averaging 22.5 points, 3.5 rebounds, and 3.5 assists per game while shooting 53.3 percent from the floor, 53.8 percent from 3-point range and 1.000 percent from the free throw line.

He opened the week with a 20-point, five-rebound, two steal performance in just 23 minutes as Georgia State ran by Brewton-Parker 97-37. Allen then finished with 25 points and 6 assists as the Panthers defeated one of the CAA favorites Northeastern, 83-64.

It marked the second straight year Allen has received a weekly honor after earning it on Dec. 29, 2020.

MAGIC 8 BALL

Georgia State has recorded a winning record in a school-record eight-straight seasons following a 16-6 record in the COVID-19 shortened 2020-21 season. During that stretch, GSU has won 25, 25, 16, 20, 24, 24, 19, and 16 games last season.

THAT'S A LOT OF FREE THROWS

In Georgia State's Sun Belt Conference Championship semifinal game last year, senior Kane Williams moved ahead of Terrence Brandon for the most free throw attempts in school history. He now has 608 for his career.

Williams is second on the list with 444 made free throws, trailing only R.J. Hunter's school record of 448.

814 AND COUNTING

Georgia State has made at least one 3-point field goal in 814 straight games, dating back to the 1994-95 season. The last team to hold the Panthers without a trey was Stetson on Feb. 18, 1995. The streak is among the top 25 in the country.

HOME SWEET HOME

Since the start of the 2011-12 season, Georgia State is 118-25 (82.5) in the comfy confines of the GSU Sports Arena. The Panthers have gone 96-15 (86.5) at home the last six-plus seasons, including a 4-0 mark this year, 9-1 mark last year, 13-1 mark at home in 2018-19 and 12-3 mark in 2019-20. During that span, GSU has put together an 18-game winning streak (2nd longest) and a 15-game streak (3rd longest) in school history.

WINNING IN EVERY MONTH

Since returning to the Sun Belt Conference in 2013-14, Georgia State has enjoyed success in every month of the calendar. Here is a breakdown:

Month	Record	Winning %
January	47-16	.746
March	23-12	.657
December	34-20	.630
November	34-20	.630
February	37-24	.607

LONGEST WINNING STREAKS

AT GSU SPORTS ARENA

- 25 2-24-00 to 12-12-02 (last three games of 1999-00, all of 2000-01, through first six games of 2001-02)
* *Third-longest home win streak in the nation when ended*
- 18 11-13-13 to 1-5-15 (all of 2013-14 season, first 5 games of 2014-15 season)
- 15 1-26-19 to 1-30-20 (last 6 games of 2018-19, first 9 of 2019-20)
- 15 1-10-15 to 1-14-16 (last 7 games of 2014-15, first 8 games of 2015-16)
- 10 11-18-11 to 1-23-12 (first 10 games of the regular season)
- 8 **2-11-21 to Present (last 4 games of 2020-21, first 4 games of 2021-22)**
- 8 3-3-18 to 1-12-19 (last game of 2017-18, first 7 games of 2018-19)
- 8 1-5-98 to 2-24-98 (last eight games of regular season)

RANKED AMONG THE BEST

Georgia State has remained among the nation's elite in the CollegeInsider.com Mid-Major Top 25 Poll in the last few seasons. The Panthers are currently receiving votes in the poll. Last year, Georgia State was as high as No. 3 (Dec. 28). The No. 3 ranking was the highest the Panthers have ever been in the poll.

The entire poll can be found on page 7 of this notes packet.

Weekly Ranking (Date - Ranking)

Preseason - 7	Nov. 15 - 5	Nov. 22 - 9
Nov. 29 - 12	Dec. 6 - RV	Dec. 13 - RV
Dec. 20 - RV	Dec. 27 - RV	Jan. 3 - RV

#WE-RUN-THIS-STATE

If it wasn't enough that Georgia State has more wins (175) than any other NCAA Division I program in the state of Georgia since the start of the 2013-14 (see below for details), the Panthers have also beaten everyone in the state since that time.

Since the start of the 2013-14 season, GSU has knocked off Mercer multiple times (along with Georgia, Kennesaw State, and Georgia Southern). The Panthers then took down Georgia Tech on opening night last year.

BEST OF THE PEACH STATE

Since the start of the 2013-14 season, Georgia State has been the best program in the state of Georgia. A total of six Division I programs reside in the Peach State. Just check out the records, the numbers do not lie. (Standings of Jan. 4)

	21-22	20-21	19-20	18-19	17-18	16-17	15-16	14-15	13-14	Total
GSU	6-5	16-6	19	24	24	20	16	25	25	175-89
Mercer	7-6	18-11	17	11	19	15	19	19	27	152-124
GS	7-6	13-13	20	21	21	18	14	22	15	148-114
UGA	5-9	14-12	16	11	18	19	20	21	20	144-127
GT	6-7	17-9	17	14	13	21	21	12	16	135-134
KSU	5-8	5-19	1	6	10	14	11	10	6	68-186



ON TO THE PROS

The list of former Georgia State players going on to play professional seems to grow exponentially each year.

Malik Benlevi is currently the Panthers lone representative in the G-League, playing with the Iowa Wolves.

Here is a list of others still playing overseas: R.J. Hunter/Australia, Jeremy Hollowell/Turkey, Eric Buckner/Turkey, Ousman Krubally/Greece, Leroy Davis/Mexico, Kevin Ware/Serbia, Ryan Harrow/France, Jordan Session/Norway, and Isaiah Williams/France.

WHAT'S IN A COLOR

Georgia State will wear three different color jerseys this year, including a new black alternate jersey color. Here is a breakdown:

Color Record Last worn

White..... 3-0 W, vs. Toccoa Falls

Black..... 2-2 L, at Mississippi State

Blue..... 1-3 L, at Georgia Tech

SEEN WORLDWIDE

For the seventh-straight year, all Georgia State home games will air live on the ESPN family of networks which this season includes ESPN+. The Panthers will also face Georgia Tech this season on Fox Sports South and Mississippi State on SECN+. GSU could also get picked up for one of two ESPN 'Wild Card' games in January and February.

ALL HE DOES IS WIN

With an extra year to play, senior Kane Williams set the school record of being a part of 89 wins since his arrival at GSU. Chris Clerkley and Ryann Green still share the four-year record for the most win in program history.

NEXT UP

Georgia State will continue Sun Belt Conference heading to Alabama to face South Alabama on Jan. 13, at 9 p.m., live on ESPN2 and WRAS-FM 88.5.

CAREER WINS

Player Wins

1. **Kane Williams** **89**

2. Chris Clerkley..... 87

Ryann Green..... 87

4. Jordan Session 85

5. Malik Benlevi..... 84

Jeff Thomas 84

7. Lamont McIntosh 83

Donnie Davis..... 83

9. Markus Crider 81

T.J. Shipes 81

11. Isaiah Dennis..... 80

12. Devonta White 74

Rashaad Richardson.. 74



CAREER RECORD WATCH

POINTS

Player	Years	Pts.
1. R.J. Hunter	2012-15 (3)	1,819
2. D'Marcus Simonds	2016-19 (3)	1,755
3. Rodney Hamilton	1994-98 (4)	1,515
4. Terrence Brandon	1991-96 (4)	1,479
5. Devonta White	2010-14 (4)	1,393
6. Chavelo Holmes	1981-86 (4)	1,375
7. Kane Williams	2017- (5)	1,367
8. James Andrews	1985-89 (3)	1,279
9. Phillip Luckydo	1990-92 (2)	1,254
10. Leonard Mendez	2005-09 (4)	1,238
11. Nate Williams	2001-04 (3)	1,222
12. Zavian Smith	1989-94 (4)	1,214
13. Kevin Morris	1998-01 (3)	1,212
14. Thomas Terrell	2000-02 (2)	1,193
15. Shellord Pinkett	1994-98 (4)	1,176
16. Jeff Thomas	2015-19 (4)	1,160
17. Ryan Harrow	2013-15 (2)	1,134
18. Lamont McIntosh	2000-04 (4)	1,074
19. Malik Benlevi	2015-19 (4)	1,067
20. Jim Jacobs	1965-69 (3)	1,059
21. Trae Goldston	2006-10 (4)	1,041
22. Travis Williams	1992-96 (4)	1,017
23. Chris Collier	1989-91 (2)	1,012
24. Lanard Copeland	1985-89 (4)	977
25. Anton Reese	1998-00 (2)	968
26. Shernard Long	1999-01 (2)	964
27. Jeremy Hollowell	2015-17 (2)	943
28. Manny Atkins	2011-14 (2)	929
29. Jihad Ali	2007-12 (4)	923
NR Corey Allen	2019- (3)	889
NR Justin Roberts	2019- (3)	846

FREE THROWS MADE

Player	Years	FT
1. R.J. Hunter	2012-15 (3)	448
2. Kane Williams	2017- (5)	444
3. Phillip Luckydo	1990-92 (2)	361
4. D'Marcus Simonds	2016-19 (3)	355
5. Rodney Hamilton	1994-98 (4)	352
6. Travis Williams	1992-96 (4)	340
7. Devonta White	2010-14 (4)	336
8. Terrence Brandon	1991-96 (4)	324
9. Nate Williams	2001-04 (3)	293
10. Zavian Smith	1989-94 (4)	292

FREE THROWS ATTEMPTED

Player	Years	FTA
1. Kane Williams	2017- (5)	608
2. Terrence Brandon	1991-96 (4)	531
3. R.J. Hunter	2012-15 (3)	525
4. Chris Collier	1989-91 (2)	510
5. Phillip Luckydo	1990-92 (2)	505
6. Zavian Smith	1989-94 (4)	483
7. Travis Williams	1992-96 (4)	451
8. Rashad Chase	2005-09 (4)	435
9. Devonta White	2010-14 (4)	431
10. Rodney Hamilton	1994-98 (4)	420

FREE THROW PERCENTAGE

Minimum 100 FT Made		
Player (Made/Att.)	Years	Pct.
1. R.J. Hunter (448-525)	2012-15 (3)	.853
2. Rodney Hamilton (352-420)	1994-98 (4)	.838
3. Tom Mullins (204-250)	1964-67 (3)	.816
4. Matt O'Brien (161-198)	1989-91 (2)	.813
5. Trae Goldston (115-142)	2006-10 (4)	.810
6. Manny Atkins (194-240)	2012-14 (2)	.808
7. James Andrews (259-323)	1985-89 (3)	.802
8. Jeff Thomas (141-177)	2015-19 (4)	.797
9. Ryan Harrow (201-254)	2013-15 (2)	.791
10. Justin Roberts (125-158)	2019- (3)	.791

3-POINT FG PERCENTAGE

Minimum 50 3-Pt. FG Made		
Player	Years	Pct.
1. Marcus Brown (80-178)	2003-05 (2)	.449
2. Manny Atkins (129-304)	2012-14 (2)	.424
3. Devin Mitchell (216-509)	2016-19 (3)	.424
4. Malik Benlevi (182-455)	2015-19 (4)	.400
Leonard Mendez (167-417)	2005-09 (4)	.400
Anton Reese (165-412)	1998-00 (2)	.400
7. Jeff Thomas (215-549)	2015-19 (4)	.392
8. Thomas Terrell (177-453)	2000-02 (2)	.391
9. Justin Roberts (123-316)	2019- (3)	.389
10. James Andrews (72-186)	1987-89 (3)	.387

ASSISTS

Player	Years	Ast.
1. Rodney Hamilton	1994-98 (4)	535
2. Kane Williams	2017- (5)	433
3. Kevin Morris	1998-01 (3)	431
4. Devonta White	2010-14 (4)	414
5. D'Marcus Simonds	2016-19 (3)	334
6. Eric Ervin	1982-84 (2)	316
7. Herman Favors	2002-06 (4)	310
Howie Jarvis	1976-79 (3)	310
9. Boyd Copeland	2003-05 (2)	288
10. Lamont McIntosh	2000-04 (4)	281

STEALS

Player	Years	Stl.
1. Rodney Hamilton	1994-98 (4)	212
2. Kevin Morris	1998-01 (3)	202
3. R.J. Hunter	2012-15 (3)	191
4. Kane Williams	2017- (5)	183
5. Devonta White	2010-14 (4)	164
6. Zavian Smith	1989-94 (4)	157
7. Shernard Long	1999-01 (2)	144
8. D'Marcus Simonds	2016-19 (3)	139
James Fields	2008-12 (4)	139
10. Herman Favors	2002-06 (4)	120

GAMES PLAYED

Player	Years	G
1. Jeff Thomas	2015-19 (4)	132
2. Kane Williams	2017- (5)	131
3. Malik Benlevi	2015-19 (4)	130
4. Markus Crider	2012-16 (4)	129
5. Jordan Session	2014-18 (4)	128
6. Jihad Ali	2007-12 (4)	126
7. James Fields	2008-12 (4)	124
8. Trae Golston	2006-10 (4)	122
9. Rashad Chase	2005-09 (4)	120
10. Devonta White	2010-14 (4)	119
11. Lamont McIntosh	2000-04 (4)	118

GAMES STARTED

Player	Years	GS
1. Rodney Hamilton	1994-98 (4)	105
2. Devonta White	2010-14 (4)	102
3. Malik Benlevi	2015-19 (4)	98
R.J. Hunter	2012-15 (3)	98
5. Leonard Mendez	2005-09 (4)	96
6. Kane Williams	2017- (5)	93
7. Zavian Smith	1989-94 (4)	92
8. D'Marcus Simonds	2016-19 (3)	91
9. Kevin Morris	1998-01 (3)	86
10. Lamont McIntosh	2000-04 (4)	82



TEAM SUPERLATIVES	ALL GAMES	SUN BELT GAMES
Most Points Scored	97	Brewton-Parker, 11/9/21
Fewest Points Scored	50	at Mississippi State, 12/14/21
Most Points Allowed	94	at Richmond, 11/16/21
		at Rhode Island, 11/27/21
Fewest Points Allowed	37	Brewton-Parker, 11/9/21
Most Points Scored - Half	53	Brewton-Parker, 11/9/21 (2nd)
Fewest Points Scored - Half	22	at Mississippi State, 12/14/21 (1st)
Most Points Allowed - Half	53	at Rhode Island, 11/27/21 (2nd)
Fewest Points Allowed - Half	10	Brewton-Parker, 11/9/21 (1st)
Margin of Victory	60	Brewton-Parker, 11/9/21
Margin of Defeat	35	at Rhode Island, 11/27/21
Field Goals Made	34	Brewton-Parker, 11/9/21 (34-69)
		Voorhees College, 12/6/21 (34-78)
Fewest Field Goals Made	14	at Rhode Island, 11/27/21 (14-45)
FG Attempts	78	Voorhees College, 12/6/21 (34-78)
Highest FG%	55.0	Toccoa Falls, 12/18/21 (33-60)
Lowest FG%	28.2	at Georgia Tech, 12/21/21 (20-71)
Lowest FG% Allowed	25.9	Brewton-Parker, 11/9/21 (15-58)
3-Pt Field Goals Made	16	Toccoa Falls, 12/18/21 (16-31)
3-Pt Field Goal Attempts	31	Toccoa Falls, 12/18/21 (16-31)
3-Pt FG% (Minimum 3 made)	51.6	Toccoa Falls, 12/18/21 (16-31)
Free Throws Made	24	at High Point, 11/21/21 (24-33)
		at Rhode Island, 11/27/21 (24-29)
Free Throw Attempts	33	at High Point, 11/21/21 (24-33)
Free Throw %	87.0	Brewton-Parker, 11/9/21 (20-23)
Rebounds	52	Voorhees College, 12/6/21
Rebound Margin	+24	Toccoa Falls, 12/18/21
Assists	25	Voorhees College, 12/6/21
Steals	21	Brewton-Parker, 11/9/21
Most Turnovers	21	vs. William & Mary, 11/20/21
Fewest Turnovers	7	Northeastern, 11/12/21
Blocked Shots	8	Toccoa Falls, 12/18/21
Most Fouls	22	vs. William & Mary, 11/20/21
Fewest Fouls	7	Voorhees College, 12/6/21

INDIVIDUAL SUPERLATIVES	ALL GAMES	SUN BELT GAMES
Most Points Scored	25	Corey Allen vs. Northeastern, 11/12/21
		Justin Roberts at High Point, 11/21/21
Field Goals Made	10	Corey Allen vs. Northeastern, 11/12/21 (10-19)
FG Attempts	19	Corey Allen vs. Northeastern, 11/12/21 (10-19)
FG% (minimum 5 made)	88.9	Corey Allen vs. Toccoa Falls, 12/18/21 (8-9)
3-Pt Field Goals Made	7	Corey Allen vs. Toccoa Falls, 12/18/21 (7-8)
3-Pt Field Goal Attempts	8	Corey Allen vs. Toccoa Falls, 12/18/21 (7-8)
Free Throws Made	15	Kane Williams at Rhode Island, 11/27/21 (15-16)
Free Throw Attempts	16	Kane Williams at Rhode Island, 11/27/21 (15-16)
Rebounds	13	Corey Allen vs. Voorhees College, 12/6/21
Assists	8	Corey Allen vs. Voorhees College, 12/6/21
		Kane Williams vs. Toccoa Falls, 12/18/21
Steals	5	Nelson Phillips vs. Brewton-Parker, 11/9/21
		Corey Allen vs. Toccoa Falls, 12/18/21
Blocked Shots	4	Jalen Thomas vs. Toccoa Falls, 12/18/21
		Jalen Thomas at Georgia Tech, 12/21/21



SERIES RESULTS VS. SUN BELT TEAMS

Appalachian State 8-8

H: 5-1 • A: 3-6 • N: 0-1 • SBC: 8-6

12/12/88.....	H	L	84-86
12/2/89.....	A	L	69-110
1/17/15.....	A	L	69-74
2/21/15.....	H	W	87-43
1/21/16.....	A	L	67-76
2/27/16.....	H	W	83-70
1/23/17.....	H	W	83-72
2/11/17.....	A	L	72-77
1/11/18.....	A	W	71-58
2/21/19.....	A	W	80-75
1/2/20.....	A	W	69-60
2/13/20.....	H	W	76-65
1/22/21.....	A	L	71-80
1/23/21.....	A	L	61-74
2/23/21.....	H	W	85-71
3/8/21 *.....	N	L	73-80

* Conference Tournament

Arkansas State 11-4

H: 5-1 • A: 4-3 • N: 2-0 • SBC: 10-3

12/9/95.....	A	W	72-57
12/19/95.....	H	L	67-74
1/16/14.....	H	W	73-72
3/4/14.....	ot...A	W	79-76
3/15/14 *.....	N	W	72-45
1/19/15.....	A	W	60-54
1/31/15.....	H	W	74-43
1/29/16.....	ot...A	L	69-75
2/20/16.....	H	W	69-61
2/27/17.....	A	L	67-78
1/6/18.....	H	W	79-75
2/1/18.....	A	W	77-66
2/28/19.....	H	W	76-60
1/6/20.....	A	L	87-90
3/6/21 *.....	N	W	71-68

* Conference Tournament

Coastal Carolina 5-6

H: 3-1 • A: 2-5 • N: 0-0 • SBC: 5-4

12/22/07.....	A	L	68-79
12/20/08.....	H	L	52-69
1/21/17.....	H	W	76-56
2/13/17.....	A	L	64-65
1/13/18.....	A	W	72-58
2/23/19.....	A	L	82-95
1/4/20.....	A	L	72-74
2/15/20.....	H	W	92-80
1/1/21.....	A	L	69-81
1/2/21.....	A	W	70-62
1/16/21.....	H	W	71-68

Georgia Southern 24-38

H: 14-12 • A: 8-26 • N: 2-1 • SBC: 10-6

2/19/72.....	A	L	55-103
3/1/72.....	A	L	77-107
2/19/73.....	H	L	62-79
2/24/73.....	OT...A	W	97-96
2/20/74.....	A	L	91-126
3/1/74.....	H	L	71-89
12/7/75.....	H	W	69-59
1/16/75.....	A	L	73-82
12/8/75.....	A	W	83-72
2/14/76.....	H	W	107-88
1/15/77.....	H	L	65-83
2/21/77.....	A	L	75-81
11/30/77.....	H	L	73-75
1/9/78.....	A	L	83-88
11/27/78.....	H	L	68-86
1/20/79.....	A	L	79-81
12/8/79.....	A	L	66-70
2/13/80.....	H	W	96-68
12/6/80.....	H	W	81-69
1/14/81.....	A	L	71-80
1/10/85.....	H	L	61-77
2/7/85.....	A	L	50-77
3/2/85.....	A	L	61-109
1/9/86.....	A	L	77-91
2/6/86.....	H	L	62-66
1/3/87.....	H	L	79-85
2/5/87.....	A	W	73-68
1/7/88.....	A	L	60-80

2/11/88.....	H	L	65-73
3/10/88 *.....	A	L	55-71
1/5/89.....	A	L	93-100
2/2/89.....	H	L	90-95
1/27/90.....	H	L	66-68
2/22/90.....	A	L	66-78
1/17/91.....	H	W	73-72
2/14/91.....	OT...A	W	90-86
1/11/92.....	H	L	87-88
2/8/92.....	A	L	84-91
3/11/92 *.....	A	L	82-95
12/12/95.....	H	W	60-58
12/21/96.....	A	W	68-49
12/22/09.....	H	W	85-65
12/22/10.....	OT...A	L	72-74
12/22/11.....	H	W	72-52
12/29/12.....	OT...A	L	64-68
12/20/13.....	H	W	73-61
2/5/15.....	A	L	54-58
3/7/15.....	H	W	72-55
3/15/15 *.....	N	W	38-36
1/19/16.....	OT...H	W	69-66
2/23/16.....	A	L	52-54
12/31/16.....	A	L	65-88
3/4/17.....	H	W	72-67
1/20/18.....	H	W	83-66
2/16/18.....	A	L	80-85
3/10/18 *.....	N	W	73-67
2/2/19.....	H	W	81-72
3/9/19.....	A	W	90-85
1/25/20.....	H	W	82-77
2/28/20.....	H	L	70-79
3/11/20 *.....	H	L	62-81
2/11/21.....	H	W	79-75

* Conference Tournament

Little Rock 9-19

H: 5-8 • A: 3-9 • N: 1-2 • SBC: 8-3

12/8/84 (1).....	N	L	68-76
1/3/85.....	A	L	79-89
1/31/85.....	H	L	64-68
1/23/86.....	H	L	78-82
2/24/86.....	A	L	65-86
3/1/86 *.....	N	L	82-115
1/19/87.....	OT...A	L	86-89
2/19/87.....	H	L	54-57
1/21/88.....	A	L	86-92
2/25/88.....	H	L	62-71
1/26/89.....	H	L	91-102
2/25/89.....	A	L	79-107
1/20/90.....	A	L	87-110
2/15/90.....	H	L	57-102
1/10/91.....	A	L	67-75
2/7/91.....	H	L	66-81
3/7/91 *.....	N	W	80-60
1/18/14.....	H	W	99-73
2/6/14.....	A	W	68-57
1/3/15.....	H	W	82-69
2/26/15.....	A	L	83-92
1/30/16.....	A	L	53-63
2/18/16.....	H	L	49-57
2/25/17.....	A	W	71-54
1/4/18.....	H	W	73-64
2/3/18.....	A	W	81-51
3/2/19.....	H	W	83-70
3/3/20.....	H	W	89-70

1-Champion Holiday Classic, Missoula, Mont.

* Conference Tournament

Louisiana 14-7

H: 8-1 • A: 3-5 • N: 3-1 • SBC: 12-5

11/28/04.....	H	W	85-78
12/20/04.....	A	L	50-67
11/29/05.....	H	W	76-61
1/2/06.....	A	L	70-76
1/23/14.....	A	W	77-70
2/22/14.....	H	W	80-77
3/16/14 *.....	OT...N	L	81-82
1/8/15.....	A	L	80-84
1/24/15.....	H	W	75-64
3/14/15 *.....	N	W	83-79
1/16/16.....	H	L	54-87
3/3/16.....	A	W	72-69
1/16/17.....	A	W	101-86

2/4/17.....	H	W	85-82
3/10/17 *.....	N	W	86-76
2/8/18.....	H	W	106-92
1/10/19.....	H	W	89-76
2/8/19.....	A	L	72-76
1/9/20.....	H	W	90-52
2/6/20.....	A	L	78-80
3/7/21 *.....	N	W	84-73

formerly Southwest Louisiana
formerly UL Lafayette

* Conference Tournament

UL Monroe 10-8

H: 6-3 • A: 4-5 • N: 0-0 • SBC: 10-3

2/20/75.....	A	L	79-80
1975-76.....		L	58-71
1976-77.....	A	L	66-108
1977-78.....	H	L	70-81
1980-81.....	A	L	66-76
1/25/14.....	A	W	66-58
2/20/14.....	H	W	76-50
12/30/14.....	H	W	65-45
3/5/15.....	A	W	58-50
1/14/16.....	H	W	65-51
3/5/16.....	A	L	78-91
1/14/17.....	OT...A	W	73-65
2/6/17.....	H	W	69-55
2/10/18.....	OT...H	L	82-90
1/12/19.....	H	W	74-73
2/6/19.....	A	L	76-82
1/11/20.....	H	W	84-62
2/8/20.....	A	W	77-69

formerly Northeast Louisiana

formerly Northeast Louisiana

South Alabama 19-16

H: 10-6 • A: 9-9 • N: 0-1 • SBC: 17-14

2/16/76.....	H	L	77-78
2/26/76.....	A	W	78-71
3/5/77 *.....	OT...A	W	82-81
1/30/78.....	A	L	58-71
2/4/78.....	H	W	62-60
1/15/79.....	OT...A	L	70-84
1/29/79.....	H	L	71-89
1/7/80.....	H	L	61-70
1/16/80.....	A	L	59-70
1/10/81.....	A	L	54-74
2/10/81.....	H	L	49-82
2/27/81 *.....	N	L	41-79
1/29/82.....	H	L	58-75
2/10/82.....	A	L	40-70
12/14/02.....	A	L	68-81
12/12/03.....	H	W	88-56
11/26/09 (1).....	A	L	66-70
11/21/12 (2).....	H	W	75-73
1/4/14.....	A	W	73-63
2/3/14.....	H	W	85-65
2/7/15.....	A	W	65-54
2/19/15.....	H	W	79-51
1/9/16.....	H	W	70-55
2/11/16.....	OT...A	L	78-79
1/7/17.....	H	W	78-77
1/30/17.....	A	W	83-80
12/29/17.....	A	L	64-86
3/3/18.....	H	W	90-75
1/17/19.....	A	W	69-66
2/15/19.....	H	W	90-81
1/16/20.....	A	W	72-63
1/30/20.....	H	W	76-73
2/9/21.....	H	L	67-70
2/26/21.....	A	W	84-81
2/27/21.....	A	W	82-73

1-South Alabama Thanksgiving Classic
(Mitchell Center, Mobile Ala.)

2-Coaches vs. Cancer Classic

* Conference Tournament

UT Arlington 10-8

H: 5-3 • A: 3-4 • N: 2-1 • SBC: 10-5

12/22/84.....	N	L	79-85
12/15/90.....	H	L	104-113
12/7/91.....	A	L	85-110
2/1/14.....	OT...H	W	101-91
2/27/14.....	A	W	77-49
1/15/15.....	H	W	83-62

1/29/15.....	A	W	88-74
12/30/15.....	A	L	70-85
2/6/16.....	H	L	69-90
2/18/17.....	H	L	67-68
1/25/18.....	H	W	81-75
2/24/18.....	A	L	81-89
3/11/18 *.....	N	W	74-61
1/3/19.....	A	W	63-58
1/26/19.....	H	W	77-71
3/17/19 *.....	N	W	73-64
12/19/19.....	H	W	83-77
2/20/20.....	A	L	62-70

* Conference Tournament

Texas State 11-6

H: 5-3 • A: 5-2 • N: 1-1 • SBC: 11-4

12/16/92.....	A	L	62-73
12/15/93.....	H	L	73-79
2/17/14.....	H	W	68-41
3/1/14.....	A	W	66-55
1/15/15.....	2OT...H	L	74-77
2/14/15.....	A	W	53-41
1/2/16.....	A	W	58-46
2/4/16.....	H	W	59-56
3/10/16 *.....	N	L	61-63
2/20/17.....	H	W	67-51
1/27/18.....	H	W	54-50
2/22/18.....	A	W	77-50
1/5/19.....	A	W	73-69
1/24/19.....	H	L	68-81
3/16/19 *.....	N	W	59-46
12/21/19.....	H	W	81-69
2/22/20.....	A	L	76-86

formerly Southwest Texas State

* Conference Tournament

Troy 22-19

H: 14-5 • A: 7-11 • N: 1-3 • SBC: 9-8

12/14/96.....	A	L	79-90
12/30/96.....	H	W	71-56
1/15/98.....	A	W	74-58
2/14/98.....	H	W	95-79
1/16/99.....	A	W	90-81
1/20/00.....	A	W	83-77
1/29/00.....	H	L	58-72
1/20/01.....	A	L	67-74
1/29/01.....	H	W	79-75
3/3/01 *.....	H	W	79-55
1/2/02.....	H	W	84-67
2/16/02.....	A	W	102-88
2/6/03.....	A	L	81-99
3/7/03 *.....	N	L	61-71
1/13/04.....	H	W	84-83
2/6/04.....	A	L	69-85
3/5/04 *.....	N	L	62-63
1/13/05.....	A	W	96-89
1/26/05.....	H	L	73-84
11/24/07.....	H	W	97-92
11/25/08.....	A	L	63-68
11/19/10.....	H	W	80-70
12/15/12.....	A	L	56-57
1/2/14.....	H	W	81-72
2/15/14.....	A	L	81-85
1/10/15.....	H	W	



HEAD COACH ROB LANIER

Now entering his third season at the helm of the Georgia State program, Rob Lanier was named head coach on April 5, 2019.

In his second season, he guided the Panthers to a 16-6 record and a third-straight appearance in the Sun Belt Conference Tournament Championship Game. Along the way, he led the Panthers to a opening night, quadruple overtime victory over Georgia Tech, marking the program's first win over an ACC opponent in school history.

In just his first season he led the Panthers to a 19-win year and postseason eligibility for a seventh-straight season. The 2019-20 season included a seven-game winning streak and winning the 2K Empire Classic Riverside Regional.

Lanier spent the last four seasons as associate head coach at Tennessee. The Volunteers finished the 2018-19 season 31-6, advancing to the Sweet 16 of the NCAA Tournament. The season included a win over the No. 1 team in the nation and a No. 1 national ranking for the Volunteers.

In addition to boasting four years of Division I head coaching experience at Siena, the 51-year-old Lanier also has coached in the Big 12, SEC, ACC, Big East, Atlantic 10 and MAAC. He has worked on the bench for 11 teams that advanced to NCAA Tournament play.

Immediately prior to his hiring at Tennessee in April 2015, Lanier served four seasons for Rick Barnes as the associate head coach at Texas from 2011-15. It was Lanier's second stint on Barnes' staff in Austin.

In total, Lanier has played a role in signing nine McDonald's All-Americans, and 11 players that he either signed or coached have gone on to become NBA Draft Picks.

Before returning to Texas, Lanier served as assistant coach under Billy Donovan at Florida for four seasons. In those four years, Lanier helped the Gators advance to postseason play every year while posting a 99-44 (.692) cumulative record.

Lanier's tenure at Florida was preceded by a two-year stint as an assistant coach on Dave Leitao's coaching staff at Virginia. During his second year in Charlottesville (2006-07), the Cavaliers posted a 21-11 record and advanced to the second round of the NCAA Tournament. Despite being picked to finish eighth in the conference, Virginia registered an 11-5 mark in league play and claimed a share of the ACC regular-season championship with North Carolina. It marked the first league title for the Cavaliers since 1994-95.

Lanier spent four years as the head coach at Siena from 2001-05. During that span, the Saints advanced to one NCAA Tournament and one NIT.

Siena won the Metro Atlantic Athletic Conference Tournament Championship in 2002 and then defeated Alcorn State in an NCAA Tournament opening-round game before losing to eventual national champion Maryland in the first round. During the 2002-03 campaign, Lanier guided Siena to a 21-11 record and a third-place MAAC finish with a 12-6 league mark before advancing to the NIT.

Prior to becoming the head coach at Siena, Lanier worked alongside Barnes as an assistant coach at Texas for two seasons from 1999-2001. During that first stint in Austin, the Longhorns recorded a two-year mark of 49-18 (.731) and advanced to a pair of NCAA Tournaments.

Prior to Lanier's departure to take over the program at Siena, he played a major role in the recruitment of T.J. Ford, who went on to earn National Player of the Year honors with the Longhorns in 2002-03.

Lanier served as an assistant coach at Rutgers University for two seasons from 1997-99.

Lanier's first full-time collegiate coaching experience came at his alma mater, St. Bonaventure, from 1992-97. Prior to that, he broke into the college coaching ranks as a graduate assistant and then a restricted-earnings assistant coach at Niagara from 1990-92.

A native of Buffalo, N.Y., Lanier graduated from St. Bonaventure in 1990 with a bachelor's degree in psychology. A four-year letterman with the Bonnies who scored 868 career points, he was a three-year starter and team captain during his senior season. Lanier earned Atlantic 10 Conference All-Freshman Team honors in 1986-87 and was named the team's Most Improved Player in 1988-89. A two-time scholar-athlete nominee, he went on to earn a master's degree in educational counseling from Niagara in 1993.

Born July 24, 1968, Lanier and his wife, Dr. Dayo Lanier, have a son, Emory, and a daughter, Kai.



ROB LANIER HEAD COACHING LEDGER

Season	Position, School, (Honors/Postseason)	Record
Head Coach, Career (7th season)		99-94
Head Coach, Georgia State (3rd season)		41-24
2021-22	Head Coach, Georgia State	6-5
2020-21	Head Coach, Georgia State	16-6
2019-20	Head Coach, Georgia State	19-13
Head Coach, Siena (4 seasons)		58-70
2001-02	Head Coach, Siena (NCAA, w. Alcorn State; l. Maryland)	17-19
2002-03	Head Coach, Siena (NIT, w. Villanova; w. Western Mich.; l. UAB)	21-11
2003-04	Head Coach, Siena	14-16
2004-05	Head Coach, Siena	6-24

ROB LANIER NBA DRAFT PICKS

Year	Name	Pos	Round (Overall)	Team
2000	Chris Mihm	C	1st (7)	Chicago
2002	Chris Owens	F	2nd (48)	Milwaukee
2003	T.J. Ford	G	1st (8)	Milwaukee
2004	Royal Ivey	G	2nd (37)	Atlanta
2008	Marreese Speights	F/C	1st (16)	Philadelphia
2008	Sean Singletary	G	2nd (42)	Sacramento
2009	Nick Calathes	G	2nd (45)	Minnesota
2011	Chandler Parsons	F	2nd (38)	Houston
2011	Vernon Macklin	F/C	2nd (52)	Detroit
2012	Bradley Beal	G	1st (3)	Washington
2015	Myles Turner	C	1st (11)	Indiana
2019	Grant Williams		1st (22)	Boston
2019	Admiral Schofield		2nd (42)	Philadelphia (traded to Washington)
2019	Jordan Bone		2nd (57)	New Orleans (traded to Detroit)

Lanier signed or coached each of the players listed

ROB LANIER MCDONALD'S ALL-AMERICANS

Year	Name, Pos
2000	Brian Boddicker, F
2001	T.J. Ford, G
2009	Kenny Boynton Jr., G
2010	Patric Young, F
2011	Bradley Beal, G
2011	Myck Kabongo, G
2012	Cameron Ridley, C
2014	Myles Turner, C
2019	Josiah James, G

Lanier assisted in the recruitment of each player listed above.



SEASON HIGHS

COREY ALLEN

Points: 25 vs. Northeastern, 11/12/21
Rebounds: 13 vs. Voorhees College, 12/6/21
Assists: 8 vs. Voorhees College, 12/6/21

KALIK BROOKS

Points: 4 vs. Toccoa Falls, 12/18/21
Rebounds: 8 at Rhode Island, 11/27/21
Assists: 1 vs. Voorhees College, 12/6/21
vs. Toccoa Falls, 12/18/21

JAMALL CLYCE

Points: 6 at Mississippi State, 12/14/21
Rebounds: 5 vs. Voorhees College, 12/6/21
Assists: 1 vs. Voorhees College, 12/6/21

JA'HEIM HUDSON

Points: 10 at High Point, 11/21/21
vs. Voorhees College, 12/6/21
Rebounds: 11 at High Point, 11/21/21
Assists: 1 vs. Brewton-Parker, 11/9/21
vs. Northeastern, 11/12/21
at Mississippi State, 12/14/21
vs. Toccoa Falls, 12/18/21

EVAN JOHNSON

Points: 17 vs. William & Mary, 11/20/21
Rebounds: 4 vs. Brewton-Parker, 11/9/21
Assists: 5 at Richmond, 11/16/21

CHIEN-HAO MA

Points: 11 at Rhode Island, 11/27/21
Rebounds: 3 at Rhode Island, 11/27/21
Assists:

COLLIN MOORE

Points: 4 vs. Voorhees College, 12/6/21
Rebounds: 2 vs. Voorhees College, 12/6/21
Assists:

ELIEL NSOSEME

Points:
Rebounds:
Assists:

NELSON PHILLIPS

Points: 20 vs. Toccoa Falls, 12/18/21
Rebounds: 7 vs. Northeastern, 11/12/21
Assists: 3 vs. Northeastern, 11/12/21
Steals: 5 vs. Brewton-Parker, 11/9/21

JUSTIN ROBERTS

Points: 25 at High Point, 11/21/21
Rebounds: 5 at High Point, 11/21/21
vs. Toccoa Falls, 12/18/21
Assists: 3 at High Point, 11/21/21; vs. Voorhees College, 12/6/21
vs. Toccoa Falls, 12/18/21
Steals: 6 vs. Brewton-Parker, 11/9/21

KALEB SCOTT

Points: 9 vs. Toccoa Falls, 12/18/21
Rebounds: 6 vs. Voorhees College, 12/6/21
Assists: 2 vs. Toccoa Falls, 12/18/21

DANNY STUBBS

Points:
Rebounds: 1 vs. Voorhees College, 12/6/21
vs. Toccoa Falls, 12/18/21
Assists:

JALEN THOMAS

Points: 12 vs. Voorhees College, 12/6/21
Rebounds: 12 vs. Toccoa Falls, 12/18/21
Assists: 3 vs. Brewton-Parker, 11/9/21;
vs. Voorhees College, 12/6/21

KANE WILLIAMS

Points: 23 vs. William & Mary, 11/20/21
Rebounds: 11 at High Point, 11/21/21
Assists: 8 vs. Toccoa Falls, 12/18/21

GAME-BY-GAME STARTING LINEUPS

Clayton State (exh).....	Williams	Roberts	Allen	Hudson	Thomas
Brewton-Parker	Williams	Roberts	Allen	Hudson	Thomas
Northeastern.....	Williams	Roberts	Allen	Hudson	Thomas
at Richmond.....	Williams	Roberts	Allen	Hudson	Thomas
vs. William & Mary.....	Williams	Roberts	Phillips	Hudson	Thomas
at High Point.....	Williams	Rawls	Phillips	Hudson	Thomas
at Rhode Island.....	Williams	Rawls	Johnson	Brooks	Scott
Tennessee State				cancelled	
at Mercer.....	Williams	Roberts	Allen	Phillips	Thomas
Voorhees College	Williams	Roberts	Allen	Phillips	Thomas
at Mississippi State	Williams	Allen	Phillips	Hudson	Thomas
Toccoa Falls.....	Williams	Allen	Phillips	Hudson	Thomas
at Georgia Tech	Williams	Allen	Phillips	Hudson	Thomas
at Arkansas State				cancelled	
at Little Rock				cancelled	
UT Arlington.....					
Texas State.....				cancelled	
at South Alabama					
at Troy					
Appalachian State					
Coastal Carolina.....					
at Louisiana					
at ULM					
Troy					
South Alabama					
at Coastal Carolina					
at Appalachian State					
Georgia Southern.....					
at Georgia Southern					
ULM					
Louisiana.....					

AP Poll (Jan. 3)

RK	Team	Record	Votes
1.	Baylor (61)	13-0	1525
2.	Duke	11-1	1447
3.	Purdue	12-1	1376
4.	Gonzaga	11-2	1336
5.	UCLA	8-1	1287
6.	Kansas	11-1	1237
7.	Southern Cal	12-0	1015
8.	Arizona	11-1	1013
9.	Auburn	12-1	976
10.	Michigan State	12-2	934
11.	Iowa State	12-1	896
12.	Houston	12-2	849
13.	Ohio State	9-2	819
14.	Texas	11-2	640
15.	Alabama	12-3	589
16.	Kentucky	11-2	560
16.	Providence	13-1	560
18.	Tennessee	9-3	519
19.	Villanova	9-4	437
20.	Colorado State	10-0	386
21.	LSU	12-1	371
22.	Xavier	11-2	270
23.	Wisconsin	10-2	221
24.	Seton Hall	9-3	174
25.	Texas Tech	10-2	142

Others receiving votes: Illinois 74, Oklahoma 71, Loyola Chicago 40, UConn 39, West Virginia 6, Iowa 5, San Francisco 3, Davidson 3, Minnesota 3, Creighton 2
Bold indicates GSU opponent

College Insider Mid-Major Poll (Dec. 27)

	Record	Points	Conference
1. Gonzaga (31)	11-2	775	West Coast
2. San Francisco	13-1	737	West Coast
3. Loyola Chicago	9-2	701	Missouri Valley
4. Iona	11-2	661	Metro Atlantic
5. BYU	12-3	656	West Coast
6. Belmont	10-3	613	Ohio Valley
7. Saint Mary's	12-3	604	West Coast
8. Ohio	10-2	529	Mid-American
9. Murray State	11-2	510	Ohio Valley
10. New Mexico State	12-2	461	Western Athletic
11. Monmouth	10-3	425	Metro Atlantic
12. South Dakota State	12-4	423	Summit
13. Chattanooga	11-3	365	Southern
14. Grand Canyon	11-2	360	Western Athletic
15. Oakland	9-4	350	Horizon
16. Drake	10-5	281	Missouri Valley
17. James Madison	9-2	246	Colonial
18. Akron	8-3	205	Mid-American
19. Toledo	9-4	166	Mid-American
20. Abilene Christian	11-2	103	Western Athletic
21. Missouri State	10-5	98	Missouri Valley
22. Boston University	10-4	86	Patriot
23. Southern Utah	9-5	82	Big Sky
24. Utah Valley	10-4	75	Western Athletic
25. Santa Clara	10-5	72	West Coast

Others receiving votes: Vermont 69, Weber State 48, Liberty 47, Towson 40, UC Irvine 28, Wagner 25, Hofstra 24, Princeton 24, Buffalo 22, Furman 14, Cleveland State 13, Stephen F. Austin 13, California Baptist 12, Texas A&M-CC 12, VMI 12, Morehead State 10, Navy 9, Wofford 9, Loyola Marymount 7, FGCU 6, **Georgia State 6**, Miami Ohio 6, Montana State 6, Samford 6, **Arkansas State 5**, UC San Diego 5, Youngstown State 5, **Louisiana 3**, Norfolk State 2, Delaware 1, Northern Iowa 1, **South Alabama 1**.

Bold indicates GSU opponent



ALPHABETICAL ROSTER

No.	Name	Pos.	Ht.	Wt.	Yr.	Hometown (High School/Previous School)
11	Corey Allen	G	6-2	195	Sr.	Ypsilanti, Mich. (Ypsilanti HS/Detroit)
21	Kalik Brooks.....	G	6-5	190	Jr.	Alpharetta, Ga. (Alpharetta HS)
33	Jamall Clyce.....	F	6-6	195	Fr.	Richmond Hill, Ga. (Pebblebrook HS)
15	Ja'Heim Hudson	F	6-7	230	Fr.	Hinesville, Ga. (Wheeler HS)
0	Evan Johnson	G	5-11	165	So.	Durham, N.C. (Oak Hill Academy)
23	Joe Jones III	C	6-9	230	R-So.	Buffalo, N.Y. (Orangeville Prep)
14	Chien-Hao Ma	F	6-7	180	Fr.	Taichung City, Taiwan (Taipei Municipal HS/Skills Academy)
24	Collin Moore.....	G	6-4	205	So.	North Little Rock, Ark. (Sunrise Christian Academy)
1	Eliel Nsoseme.....	F	6-8	235	Sr.	Kinshasa, DR. Congo (The RISE Centre Academy/Cincinnati)
10	Nelson Phillips.....	G	6-4	190	R-Jr.	Warner Robins, Ga. (Warner Robins HS)
2	Justin Roberts	G	5-10	170	Sr.	Indianapolis, Ind. (Findlay Prep (Nev.)/DePaul)
30	Kaleb Scott	F	6-6	235	So.	Fuquay-Varina, N.C. (Holly Springs HS)
20	Danny Stubbs.....	G	6-0	174	Fr.	Austell, Ga. (Pebblebrook HS)
25	Jalen Thomas.....	C	6-10	230	Jr.	Detroit, Mich. (University of Detroit Jesuit HS)
12	Kane Williams.....	G	6-4	190	Sr.	Douglasville, Ga. (South Paulding HS)

NUMERICAL ROSTER

No.	Name	Pos.	Ht.	Wt.	Yr.	Hometown (High School/Previous School)
0	Evan Johnson	G	5-11	165	So.	Durham, N.C. (Oak Hill Academy)
1	Eliel Nsoseme.....	F	6-8	235	Sr.	Kinshasa, DR. Congo (The RISE Centre Academy/Cincinnati)
2	Justin Roberts	G	5-10	170	Sr.	Indianapolis, Ind. (Findlay Prep (Nev.)/DePaul)
10	Nelson Phillips.....	G	6-5	190	R-Jr.	Warner Robins, Ga. (Warner Robins HS)
11	Corey Allen	G	6-2	195	Sr.	Ypsilanti, Mich. (Ypsilanti HS/Detroit)
12	Kane Williams.....	G	6-4	190	Sr.	Douglasville, Ga. (South Paulding HS)
14	Chien-Hao Ma	F	6-7	180	Fr.	Taichung City, Taiwan (Taipei Municipal HS/Skills Academy)
15	Ja'Heim Hudson	F	6-7	230	Fr.	Hinesville, Ga. (Wheeler HS)
20	Danny Stubbs.....	G	6-0	174	Fr.	Austell, Ga. (Pebblebrook HS)
21	Kalik Brooks.....	G	6-5	190	Jr.	Alpharetta, Ga. (Alpharetta HS)
23	Joe Jones III	C	6-9	230	R-So.	Buffalo, N.Y. (Orangeville Prep)
24	Collin Moore.....	G	6-4	205	So.	North Little Rock, Ark. (Sunrise Christian Academy)
25	Jalen Thomas.....	C	6-10	230	Jr.	Detroit, Mich. (University of Detroit Jesuit HS)
30	Kaleb Scott	F	6-6	235	So.	Fuquay-Varina, N.C. (Holly Springs HS)
33	Jamall Clyce.....	F	6-6	195	Fr.	Richmond Hill, Ga. (Pebblebrook HS)

COACHING STAFF

Head Coach: Rob Lanier (St. Bonaventure, 1990), 3rd Year at GSU
 Assistant Coach: Cliff Warren (Mount Saint Mary's, 1990), 3rd Year at GSU
 Assistant Coach: Chris Kreider (Lebanon Valley College, 2003), 3rd Year at GSU
 Assistant Coach: Jarvis Hayes (Georgia, 2003), 3rd Year at GSU
 Director of BB Operations: Kyle Condon (Tennessee, 2013), 3rd Year at GSU
 Athletic Trainer: Dinika Johnson
 Assistant Strength & Conditioning Coach: Vinnie Calautti
 Graduate Assistants: Isaiah Campbell and Jordan Glover

PRONUNCIATION GUIDE

Kalik Brooks Ka-leak
 Eliel Nsoseme A-lee-el SO-sim-may
 Jamall Clyce Clice (like Slice)
 Ja'Heim Hudson Ja-HE-m
 Chien-Hao Ma Chin-How



COREY ALLEN
G / 6-2, 195 / Sr.
Ypsilanti, Mich.

11



KALIK BROOKS
G / 6-5, 190 / Jr.
Alpharetta, Ga.

21



JAMALL CLYCE
F / 6-6, 195 / Fr.
Richmond Hill, Ga.

33



JA'HEIM HUDSON
F / 6-7, 230 / Fr.
Hinesville, Ga.

15



EVAN JOHNSON
G / 5-11, 165 / So.
Durham, N.C.

0



CHIEN-HAO MA
F / 6-7, 180 / Fr.
Taichung City, Taiwan

14



COLLIN MOORE
G / 6-4, 205 / So.
N. Little Rock, Ark.

10



ELIEL NSOSEME
F / 6-8, 235 / Sr.
Kinshasa, Congo

10



NELSON PHILLIPS
G / 6-4, 190 / R-Jr.
Warner Robins, Ga.

10



JUSTIN ROBERTS
G / 5-10, 170 / Sr.
Indianapolis, Ind.

2




KALEB SCOTT
G / 6-6, 235 / So.
Fuquay-Varina, N.C.

30



DANNY STUBBS
G / 6-0, 174 / Fr.
Austell, Ga.

20



JALEN THOMAS
C / 6-10, 230 / Jr.
Detroit, Mich.

25



KANE WILLIAMS
G / 6-4, 190 / Sr.
Douglasville, Ga.

12



ROB LANIER
Head Coach
3rd Year at Georgia State



CLIFF WARREN
Assitant Coach
3rd Year at Georgia State



CHRIS KREIDER
Assistant Coach
3rd Year at Georgia State



JARVIS HAYES
Assistant Coach
3rd Year at Georgia State



KYLE CONDON
Director of Operations
3rd Year at Georgia State



Kane Williams

Sr. / 6-4 / 184 / Guard

Douglasville, Ga./South Paulding HS

12

ATHLETIC HONORS

- 2021 Legends Classic Tournament MVP
- 2019-20 & 2021-22 All-Sun Belt Preseason Second Team
- 2020-21 All-Sun Belt Preseason First Team
- 2019-20 All-Sun Belt Conference Second Team
- 2019 Sun Belt All-Tournament Team
- 2019 2K Empire Classic Riverside Regional Tournament MVP
- Appeared in 131 games, just one games shy of the school record
- Career Double-Doubles (2 - 2020-21 (1), 2021-22 (1))
- Career Points: 1,367 - No. 7 in school history (23rd Panther to reach 1,000)
- Been a part of a school-record 89 wins

2021-22 HIGHLIGHTS

- Finished with 17 points going 3-of-3 from 3-point range at Richmond.
- Just missed a triple-double with 23 points, 9 rebounds, and 6 assists against William & Mary.
- Named Tournament MVP of the Legends Classic after scoring a double-double of 21 points and 11 rebounds at High Point.
- Knocked down 15-of-16 free throws against Rhode Island, tied for the fifth-most makes in a single game in program history.

CAREER HIGHS

POINTS: 24

Appalachian State, 2-23-21

FIELD GOALS MADE: 9

Texas State, 2-22-20

FIELD GOALS ATTEMPTED: 22

Georgia Tech, 11-25-20 (7-22)

3-PT FIELD GOALS MADE: 6

Appalachian State, 2-23-21 (6-8)

3-PT FIELD GOALS ATTEMPTED: 9

South Alabama, 2-9-21 (1-9)

FREE THROWS MADE: 15

Rhode Island, 11-27-21 (15-16)

FREE THROWS ATTEMPTED: 16

Georgia Tech, 11-25-20 (6-16)

Rhode Island, 11-27-21 (15-16)

REBOUNDS: 12

Georgia Tech, 11-25-20

ASSISTS: 9

Appalachian St., 1-2-20; Mercer, 12-16-20

STEALS: 5

Kansas State, 12-15-18

BLOCKS: 3

UL Monroe, 2-6-19

MINUTES: 48

Georgia Tech, 11-25-20

GAME-BY-GAME STATISTICS

2021-22	MP	FG	3FG	FT	O-D	Rb	As	TO	Stl	Blk	Pts
Brewton-Parker ...	*22	4-9	1-4	2-3	1-1	2	7	0	3	0	11
Northeastern.....	*27	2-6	0-1	2-2	0-5	5	2	1	0	0	6
at Richmond	*26	7-13	3-3	0-3	0-3	3	1	3	2	0	17
William & Mary	*32	8-13	1-4	6-11	1-8	9	6	6	4	0	23
at High Point	*43	5-15	0-3	11-14	2-9	11	4	4	3	0	21
at Rhode Island ...	*37	2-10	0-2	15-16	0-5	5	7	4	1	1	19
Tennessee St.				cancelled							
at Mercer.....	*33	4-6	2-2	4-4	0-6	6	3	2	2	1	14
Voorhees.....	*24	4-5	1-2	0-0	1-3	4	4	2	1	0	9
at Miss. State.....	*29	3-13	0-4	1-2	2-1	3	5	1	0	0	7
Toccoa Falls	*19	0-4	0-3	0-0	0-1	1	8	2	1	0	0
at Georgia Tech....	*38	2-11	0-1	9-9	1-1	2	3	2	1	1	13
at Ark. State				cancelled							
at Little Rock.....				cancelled							
UTA.....											
Texas State.....				cancelled							
at USA.....											
at Troy.....											
App State.....											
Coastal Carolina ..											
at Louisiana											
at ULM											
Troy											
South Alabama											
at Coastal Ca.											
at App State											
Ga. Southern.....											
at Ga. Southern ...											
ULM.....											
Louisiana.....											
* Game Started											

CAREER STATISTICS

CONF. ONLY	G-GS	Min	Avg	FG- FGA	Pct.	3P-3PA	Pct.	FT- FTA	Pct.	O- D	Reb	Avg	Ast	Blk	Stl	Pts	Avg
2017-18	17- 2	158	9.3	11- 26	0.423	0- 6	0.000	22- 26	0.846	10- 9	19	1.1	15	1	10	44	2.6
2018-19	17-12	545	32.1	65- 121	0.537	5- 18	0.278	70- 99	0.707	21- 42	63	3.7	62	10	33	205	12.1
2019-20	20-20	617	30.9	83- 211	0.393	18- 66	0.273	112- 139	0.806	33- 64	97	4.9	92	10	31	296	14.8
2020-21	11-10	363	33.0	46- 117	0.393	18- 48	0.375	38- 49	0.776	4- 30	34	3.1	44	2	16	148	13.5
Totals	65-44	1683	25.9	205- 475	0.432	41-138	0.297	242-313	0.773	68-145	213	3.3	213	23	90	693	10.7
ALL GAMES	G-GS	Min	Avg	FG- FGA	Pct.	3P-3PA	Pct.	FT- FTA	Pct.	O- D	Reb	Avg	Ast	Blk	Stl	Pts	Avg
2017-18	34- 2	367	10.8	32- 69	0.464	1- 12	0.083	54- 76	0.711	13- 34	47	1.4	42	2	21	119	3.5
2018-19	33-28	1042	31.6	116- 227	0.511	12- 30	0.400	121- 172	0.703	34- 70	104	3.2	116	15	64	365	11.1
2019-20	32-32	987	30.8	141- 348	0.405	41-118	0.347	149- 192	0.776	45-101	146	4.6	140	12	48	472	14.8
2020-21	21-20	662	31.5	87- 242	0.360	27- 83	0.325	70- 104	0.673	9- 67	76	3.6	85	8	32	271	12.9
2021-22	11-11	329	29.9	41- 105	0.390	8- 29	0.276	50- 64	0.781	8- 43	51	4.6	50	3	18	140	12.7
Totals	131-93	3387	25.9	417- 991	0.421	89-272	0.327	444-608	0.730	109-315	424	3.2	433	40	183	1367	10.4



Justin Roberts

Sr. / 5-11 / 172 / Guard

Indianapolis, Ind./Findlay Prep

2

ATHLETIC HONORS

- 2021 Legends Classic All-Tournament Team
- 2020-21 All-Sun Belt Preseason Second Team
- 2019-20 All-Sun Belt Third Team
- 2019 2K Empire Classic Riverside Regional All-Tournament Team
- 2020-21 Lou Henson Award Midseason Watch List
- Sun Belt Conference Player of the Week - Nov. 30, 2020
- Career Double-Doubles (1 - 2020-21)

2021-22 HIGHLIGHTS

- Finished with career-high 6 steals and 19 points against Brewton-Parker in opener.
- Scored 22 points while knocking down 4 3-pointers in win over Northeastern.
- Just missed a career-high with 25 points and 5 rebounds at High Point to earn Legends Classic All-Tournament Team honors.

CAREER HIGHS

POINTS: 26

Georgia Tech, 11-25-20

FIELD GOALS MADE: 9

Toccoa Falls, 11-27-20
Northeastern, 11-12-21 (9-14)

FIELD GOALS ATTEMPTED: 22

Georgia Tech, 11-25-20

3-PT FIELD GOALS MADE: 7

ULM, 1-11-20

3-PT FIELD GOALS ATTEMPTED: 11

Georgia Tech, 11-25-20

FREE THROWS MADE: 10

High Point, 11-21-21 (10-14)

FREE THROWS ATTEMPTED: 14

High Point, 11-21-21 (10-14)

REBOUNDS: 9

Middle Georgia State, 12-30-19
Georgia Tech, 11-25-20

ASSISTS: 10

Carver, 12-18-20

STEALS: 6

Brewton-Parker, 11-9-21

BLOCKS: 1 (11X)

most recent: South Alabama, 2-27-21

MINUTES: 44


Georgia Tech, 11-25-20

GAME-BY-GAME STATISTICS

[illegible]

CAREER STATISTICS

SBC ONLY	G-GS	Min	Avg	FG- FGA	Pct.	3P-3PA	Pct.	FT- FTA	Pct.	O- D	Reb	Avg	Ast	Blk	Stl	Pts	Avg
2019-20	20-20	609	30.5	96- 227	0.423	51-117	0.436	35- 39	0.897	22- 43	65	3.3	72	3	27	278	13.9
2020-21	12-12	363	30.3	51- 126	0.405	17- 55	0.309	23- 34	0.676	6- 34	40	3.3	52	2	19	142	11.8
Totals	32-32	972	30.4	147- 353	0.416	68-172	0.395	58- 73	0.795	28- 77	105	3.3	124	5	46	420	13.1
ALL GAMES	G-GS	Min	Avg	FG- FGA	Pct.	3P-3PA	Pct.	FT- FTA	Pct.	O- D	Reb	Avg	Ast	Blk	Stl	Pts	Avg
2017-18*	30- 0	453	15.1	51- 135	0.378	12- 37	0.324	15- 21	0.714	8- 29	37	1.2	62	3	15	129	4.3
2019-20	32-32	982	30.7	148- 355	0.417	69-171	0.404	58- 67	0.866	31- 82	113	3.5	115	5	49	423	13.2
2020-21	22-22	671	30.5	105- 240	0.438	36-103	0.350	45- 61	0.738	12- 69	81	3.7	103	3	35	291	13.2
2021-22	10- 6	246	24.6	46- 100	0.460	18- 42	0.429	22- 30	0.733	8- 24	32	3.2	16	0	12	132	13.2
GSU Totals	64-60	1899	29.7	299- 695	0.430	123-316	0.389	125-158	0.791	51-175	226	3.5	234	8	96	846	13.2
Totals	94-60	2352	25.0	350- 830	0.422	135-353	0.382	140- 179	0.782	59-204	263	2.8	296	11	111	975	10.4
*first season at DePaul																	



Corey Allen

Sr. / 6-3 / 202 / Guard

Ypsilanti, Mich./Detroit/Ypsilanti HS

11

ATHLETIC HONORS

- 2021-22 All-Sun Belt Preseason First Team
- 2020-21 All-Sun Belt Second Team
- Sun Belt Player of the Week - Dec. 29, 2020; Nov. 15, 2021
- Horizon League Freshman of the Year (2017)
- Horizon League Freshman of the Week - Dec. 5, 2016, Jan. 16, 2017, Jan. 30, 2017
- Currently among the top 30 active scorers in the nation with 1,695 points.
- Career Double-Doubles (1 - 2021-22)

2021-22 HIGHLIGHTS

- 2021-22 All-Sun Belt Preseason First Team
- Sun Belt Player of the Week - Nov. 15, 2021
- Scored a team-high 20 points going 6-of-6 from the free throw line against Brewton-Parker in the regular season opener.
- Finished with 25 points on 10-of-19 FGs with 5 3-pointers against Northeastern.
- Just missed a triple-double with 11 points, along with career-highs of 13 rebounds and 8 assists against Voorhees College.
- Went 8-of-9 from the floor with 7 3-pointers for 23 points against Toccoa Falls.

CAREER HIGHS

POINTS: 39

Houston Baptist, 11-19-17

FIELD GOALS MADE: 12

Western Michigan, 12-9-17

FIELD GOALS ATTEMPTED: 22

Troy, 2-1-20

3-PT FIELD GOALS MADE: 9

Fort Wayne, 12-22-16

3-PT FIELD GOALS ATTEMPTED: 15

Dartmouth, 12-3-19

FREE THROWS MADE: 13

Youngstown State, 1-12-18

FREE THROWS ATTEMPTED: 16

Youngstown State, 1-12-18

REBOUNDS: 13

Northern Kentucky, 1-7-18
Voorhees College, 12-6-21

ASSISTS: 8

Voorhees College, 12-6-21

STEALS: 5

Toccoa Falls, 12-18-21

BLOCKS: 1 (10X)

most recent: Voorhees College, 12-6-21

MINUTES: 50

Georgia Tech, 11-25-20

GAME-BY-GAME STATISTICS

2021-22	MP	FG	3FG	FT	O-D	Rb	As	TO	Stl	Blk	Pts
Brewton-Parker	*23	6-11	2-5	6-6	0-4	5	1	1	2	0	20
Northeastern.....	*36	10-19	5-8	0-0	2-1	3	6	0	1	0	25
at Richmond	*20	3-11	1-4	0-0	1-2	3	0	3	1	0	7
William & Mary				DNP							
at High Point				DNP							
at Rhode Island ...				DNP							
Tennessee St.				cancelled							
at Mercer.....	*27	5-18	3-12	0-0	1-2	3	2	0	0	0	13
Voorhees	*26	4-13	3-8	0-0	2-11	13	8	3	3	1	11
at Miss. State.....	*24	5-13	2-7	1-6	2-3	5	1	1	2	0	13
Toccoa Falls	*25	8-9	7-8	0-0	0-4	4	4	2	5	0	23
at Georgia Tech....	*39	5-17	4-11	1-2	0-5	5	2	5	2	0	15
at Ark. State				cancelled							
at Little Rock				cancelled							
UTA.....											
Texas State.....				cancelled							
at USA.....											
at Troy.....											
App State.....											
Coastal Carolina ..											
at Louisiana											
at ULM.....											
Troy											
South Alabama											
at Coastal Ca.											
at App State											
Ga. Southern.....											
at Ga. Southern ...											
ULM											
Louisiana.....											
* Game Started											

CAREER STATISTICS

SBC ONLY	G-GS	Min	Avg	FG- FGA	Pct.	3P-3PA	Pct.	FT- FTA	Pct.	O- D	Reb	Avg	Ast	Blk	Stl	Pts	Avg
2019-20	20-19	524	26.2	88- 221	0.398	40-123	0.325	26- 31	0.839	10- 52	62	3.1	27	3	20	242	12.1
2020-21	12-12	389	32.4	57- 136	0.419	28- 84	0.333	35- 38	0.921	8- 42	50	4.2	36	1	8	177	14.8
Totals	32-31	913	28.5	145- 357	0.406	68-207	0.329	61- 69	0.884	18- 94	112	3.5	63	4	28	419	13.1
ALL GAMES	G-GS	Min	Avg	FG- FGA	Pct.	3P-3PA	Pct.	FT- FTA	Pct.	O- D	Reb	Avg	Ast	Blk	Stl	Pts	Avg
2016-17*	30-26	941	31.4	148- 337	0.439	78- 174	0.448	58- 91	0.637	26- 65	91	3.0	55	3	30	432	14.4
2017-18*	29-18	815	28.1	140- 324	0.432	60-157	0.382	79-100	0.790	13- 79	92	3.2	64	1	20	419	14.4
2019-20	32-30	901	28.2	161- 395	0.408	71-209	0.340	40- 54	0.741	19- 77	96	3.0	57	3	32	433	13.5
2020-21	22-22	695	31.6	110- 248	0.444	62-146	0.425	47- 56	0.839	12- 78	90	4.1	60	2	19	329	15.0
2021-22	8- 8	222	27.8	46- 111	0.414	27- 63	0.429	8- 14	0.571	8- 32	40	5.0	24	1	16	127	15.9
GSU Totals	62-60	1818	29.3	317- 754	0.420	160-418	0.383	95-124	0.766	39-187	226	3.6	141	6	67	889	14.3
Totals	121-104	3574	29.5	605-1415	0.428	298-749	0.398	232-315	0.737	78-331	409	3.4	260	10	117	1740	14.4

*first two seasons at Detroit



Eliel Nsoseme

Sr. | 6-9 | 235 | Forward

Kinshasa, DR. Congo/Cincinnati/TRC Academy

ATHLETIC HONORS

- 2021-22 All-Sun Belt Preseason Second Team
- 2020-21 All-Sun Belt Second Team
- 2021 Sun Belt All-Tournament Team
- Career Double-Doubles (6 - 2020-21)

2021-22 HIGHLIGHTS

- 2021-22 All-Sun Belt Preseason Second Team

GAME-BY-GAME STATISTICS

2021-22	MP	FG	3FG	FT	O-D	Rb	As	TO	Stl	Blk	Pts
Brewton-Parker				DNP							
Northeastern.....				DNP							
at Richmond				DNP							
William & Mary				DNP							
at High Point				DNP							
at Rhode Island ...				DNP							
Tennessee St.				cancelled							
at Mercer.....				DNP							
Voorhees				DNP							
at Miss. State.....				DNP							
Toccoa Falls				DNP							
at Georgia Tech....				DNP							
at Ark. State				cancelled							
at Little Rock.....				cancelled							
UTA.....											
Texas State.....				cancelled							
at USA.....											
at Troy.....											
App State.....											
Coastal Carolina ..											
at Louisiana											
at ULM.....											
Troy											
South Alabama											
at Coastal Ca.											
at App State											
Ga. Southern.....											
at Ga. Southern ...											
ULM											
Louisiana.....											
* Game Started											

CAREER HIGHS

POINTS: 22

Georgia Tech, 11-25-20

FIELD GOALS MADE: 10

Georgia Tech, 11-25-20 (10-13)

FIELD GOALS ATTEMPTED: 14

Appalachian State, 2-23-21 (4-14)

FREE THROWS MADE: 6

Mercer, 11-30-20 (6-11)

Carver, 12-18-20 (6-6)

South Alabama, 2-27-21 (6-6)

FREE THROWS ATTEMPTED: 11

Mercer, 11-30-20 (6-11)

REBOUNDS: 20

Mercer, 12-16-20)

ASSISTS: 4

Charlotte, 12-4-20

STEALS: 2

South Florida, 1-15-19

BLOCKS: 4

Xavier, 12-2-17

South Florida, 1-15-19


MINUTES: 34

South Alabama, 2-9-21

CAREER STATISTICS

SBC ONLY	G-GS	Min	Avg	FG- FGA	Pct.	3P-3PA	Pct.	FT- FTA	Pct.	O- D	Reb	Avg	Ast	Blk	Stl	Pts	Avg
2020-21	10- 8	219	21.9	44- 74	0.595	0- 0	0.000	16- 27	0.593	39- 55	94	9.4	7	11	4	104	10.4
ALL GAMES	G-GS	Min	Avg	FG- FGA	Pct.	3P-3PA	Pct.	FT- FTA	Pct.	O- D	Reb	Avg	Ast	Blk	Stl	Pts	Avg
2017-18*	29- 0	166	5.7	11- 21	0.524	0- 0	0.000	4- 20	0.200	20- 29	49	1.7	5	11	3	26	0.9
2018-19*	33- 0	360	10.9	15- 38	0.395	0- 0	0.000	13- 32	0.406	33- 74	107	3.2	4	18	9	43	1.3
2020-21	20-18	548	27.4	92- 149	0.617	0- 0	0.000	49- 82	0.598	85-117	202	10.1	17	27	9	233	11.7
Totals	82-18	1074	13.1	118- 208	0.567	0- 0	0.000	66-134	0.493	138-220	358	4.4	26	56	21	302	3.7

*first two seasons at Cincinnati



Jalen Thomas
Jr. / 6-10 / 224 / Forward

25

Detroit, Mich./Univ.of Detroit Jesuit HS)

ATHLETIC HONORS

- Sun Belt Player of the Week - Feb. 24, 2021
- College Sports Madness Player of the Week - March 1, 2021
- Career Double-Doubles (2 - (1-2020-21, 1-2021-22))

2021-22 HIGHLIGHTS

- Finished with 8 points, 6 rebounds, and 3 blocked shots against Brewton-Parker.
- Pulled down a team-high 11 rebounds and scored 6 points vs. William & Mary.
- Just missed a double-double with 12 points and 8 rebounds against Voorhees.
- Recorded first career double-double with 11 points and 12 rebounds against Toccoa Falls.
- Just missed a double-double with 8 points and 8 rebounds at Georgia Tech.

CAREER HIGHS

POINTS: 22

Appalachian State, 2-23-21

FIELD GOALS MADE: 10

Appalachian State, 2-23-21 (10-15)

FIELD GOALS ATTEMPTED: 15

Appalachian State, 2-23-21 (10-15)

FREE THROWS MADE: 4 (5X)

most recent: Troy, 2-20-21 (4-4)

FREE THROWS ATTEMPTED: 5

UT Arlington, 12-19-19 (3-5)

REBOUNDS: 12

South Alabama, 2-27-21

Toccoa Falls, 12-18-21

ASSISTS: 3 (4X)

most recent: Voorhees, 12-6-21

STEALS: 4

Coastal Carolina, 1-16-21

BLOCKS: 4 (5X)

most recent: Georgia Tech, 12-21-21

MINUTES: 36

Georgia Tech, 11-25-20

South Alabama, 2-27-21

GAME-BY-GAME STATISTICS

2021-22	MP	FG	3FG	FT	O-D	Rb	As	TO	Stl	Blk	Pts
Brewton-Parker	*23	4-7	0-0	0-0	4-2	6	3	0	1	3	8
Northeastern.....	*19	2-4	0-0	1-1	2-5	7	1	2	0	1	5
at Richmond	*16	0-2	0-0	0-0	3-3	6	0	3	1	0	0
William & Mary	*26	2-9	0-0	2-2	5-6	11	0	2	2	3	6
at High Point	*17	1-2	0-	0-0	1-2	3	0	1	0	0	2
at Rhode Island ...											
Tennessee St.											
at Mercer.....	*32	4-7	1-1	0-0	3-1	4	1	2	1	2	9
Voorhees	*19	6-10	0-0	0-0	2-6	8	3	2	0	1	12
at Miss. State.....	*25	2-7	0-1	0-0	1-4	5	0	0	2	1	4
Toccoa Falls	*27	5-8	0-0	1-2	7-5	12	1	3	2	4	11
at Georgia Tech....	*32	3-14	0-0	2-3	3-5	8	1	1	3	4	8
at Ark. State											
at Little Rock.....											
UTA.....											
Texas State.....											
at USA.....											
at Troy.....											
App State.....											
Coastal Carolina ..											
at Louisiana											
at ULM.....											
Troy											
South Alabama											
at Coastal Ca.											
at App State											
Ga. Southern.....											
at Ga. Southern ...											
ULM											
Louisiana.....											
* Game Started											

CAREER STATISTICS

SBC ONLY	G-GS	Min	Avg	FG- FGA	Pct.	3P-3PA	Pct.	FT- FTA	Pct.	O- D	Reb	Avg	Ast	Blk	Stl	Pts	Avg
2019-20	20- 2	365	18.3	45- 77	0.584	0- 0	0.000	25- 33	0.758	31- 44	75	3.8	14	25	5	115	5.8
2020-21	12-12	348	29.0	64- 108	0.593	0- 2	0.000	14- 17	0.824	25- 56	81	6.8	12	21	12	142	11.8
Totals	32-14	713	22.3	109- 185	0.589	0- 2	0.000	39- 50	0.780	56-100	156	4.9	26	46	17	257	8.0
ALL GAMES	G-GS	Min	Avg	FG- FGA	Pct.	3P-3PA	Pct.	FT- FTA	Pct.	O- D	Reb	Avg	Ast	Blk	Stl	Pts	Avg
2019-20	32- 7	562	17.6	77- 130	0.592	0- 0	0.000	29- 46	0.630	54- 67	121	3.8	16	40	15	183	5.7
2020-21	18-16	493	27.4	83- 141	0.589	1- 6	0.167	14- 17	0.824	36- 71	107	5.9	16	28	14	181	10.1
2021-22	10-10	236	23.6	29- 70	0.414	1- 2	0.500	6- 8	0.750	31- 39	70	7.0	10	19	12	65	6.5
Totals	60-33	1291	21.5	189- 341	0.554	2- 8	0.250	49- 71	0.690	121-177	298	5.0	42	87	41	429	7.2



Nelson Phillips

R-Jr. | 6-6 | 182 | Guard

Warner Robins, Ga./Warner Robins HS

10

ATHLETIC HONORS

- Appeared in 63 games making 2 starts in first two seasons.

2021-22 HIGHLIGHTS

- Returned to court after missing last year due to an injury with 15 points and 5 steals in 22 minutes against Brewton-Parker.
- Scored 10 points and grabbed 7 rebounds against Northeastern.
- Earned start and scored 8 points with 4 steals against William & Mary.
- Garnered second straight start and played a career-high 36 minutes at High Point.
- Just missed a career-high with 19 points while knocking down 5 3-pointers at Mercer.
- Tied a career-high with 20 points with 4 3-pointers against Toccoa Falls.

CAREER HIGHS

POINTS: 20

Middle Georgia State, 12-29-18
Coastal Carolina, 2-15-20
Toccoa Falls, 12-18-21

FIELD GOALS MADE: 7 (6X)

most recent: Toccoa Falls, 12-18-21

FIELD GOALS ATTEMPTED: 13

Coastal Carolina, 2-15-20 (7-13)

3-PT FIELD GOALS MADE: 5

Mercer, 12-4-21 (5-7)

3-PT FIELD GOALS ATTEMPTED: 8

Georgia Southern, 2-28-20
Toccoa Falls, 12-18-21 (4-8)

FREE THROWS MADE: 6

South Alabama, 1-30-20 (6-7)

FREE THROWS ATTEMPTED: 7

South Alabama, 1-30-20 (6-7)

REBOUNDS: 9

St. Bonaventure, 11-19-18

ASSISTS: 3 (3X)

most recent: Northeastern, 11-12-21

STEALS: 6

Coastal Carolina, 1-4-20

BLOCKS: 3

Duke, 11-15-19
Appalachian State, 2-13-20

MINUTES: 36

High Point, 11-21-21

GAME-BY-GAME STATISTICS

2021-22	MP	FG	3FG	FT	O-D	Rb	As	TO	Stl	Blk	Pts
Brewton-Parker	22	6-12	0-5	3-4	0-3	3	0	0	5	1	15
Northeastern.....	25	4-6	2-2	0-0	2-5	7	3	0	1	0	10
at Richmond	14	2-3	0-1	0-0	1-2	3	0	1	0	1	4
William & Mary	*29	3-6	2-4	0-0	2-1	3	0	3	4	2	8
at High Point	*36	2-9	1-5	0-0	2-4	6	1	1	1	0	5
at Rhode Island ...											DNP
Tennessee St.											cancelled
at Mercer.....	*28	7-11	5-7	0-0	3-2	5	2	0	2	1	19
Voorhees	*14	2-5	1-3	0-0	1-0	1	0	1	1	0	5
at Miss. State.....	*26	3-6	3-4	0-0	1-3	4	1	1	2	0	9
Toccoa Falls	*26	7-12	4-8	2-2	3-0	3	2	0	2	1	20
at Georgia Tech....	*35	4-8	2-5	1-3	1-2	3	1	0	1	0	11
at Ark. State											cancelled
at Little Rock.....											cancelled
UTA.....											
Texas State.....											cancelled
at USA.....											
at Troy.....											
App State.....											
Coastal Carolina ..											
at Louisiana											
at ULM											
Troy											
South Alabama											
at Coastal Ca.											
at App State											
Ga. Southern.....											
at Ga. Southern ...											
ULM											
Louisiana.....											
* Game Started											

CAREER STATISTICS

SBC ONLY	G-GS	Min	Avg	FG- FGA	Pct.	3P-3PA	Pct.	FT- FTA	Pct.	O- D	Reb	Avg	Ast	Blk	Stl	Pts	Avg
2018-19	17- 1	225	13.2	31- 56	0.554	3- 9	0.333	17- 25	0.680	24- 37	61	3.6	11	3	12	82	4.8
2019-20	18- 1	426	23.7	66- 122	0.541	31- 68	0.456	22- 30	0.733	32- 36	68	3.8	11	15	25	185	10.3
Totals	35- 2	651	18.6	97- 178	0.545	34- 77	0.442	39- 55	0.709	56- 73	129	3.7	22	18	37	267	7.6
ALL GAMES	G-GS	Min	Avg	FG- FGA	Pct.	3P-3PA	Pct.	FT- FTA	Pct.	O- D	Reb	Avg	Ast	Blk	Stl	Pts	Avg
2018-19	33- 1	431	13.1	65- 119	0.546	6- 17	0.353	33- 55	0.600	48- 61	109	3.3	16	5	24	169	5.1
2019-20	30- 2	684	22.8	90- 191	0.471	39- 95	0.411	24- 33	0.727	47- 66	113	3.8	23	25	37	243	8.1
2021-22	10- 7	255	25.5	40- 78	0.513	20- 44	0.455	6- 9	0.667	16- 22	38	3.8	10	6	19	106	10.6
Totals	73-10	1370	18.8	195- 388	0.503	65-156	0.417	63- 97	0.649	111-149	260	3.6	49	36	80	518	7.1



Ja'Heim Hudson

Fr. / 6-8 / 240 / Forward

Hinesville, Ga./Wheeler HS

15

ATHLETIC HONORS

- Career Double-Doubles - 1 (2021-22)

2021-22 HIGHLIGHTS

- Earned start in regular season opener against Brewton-Parker finishing with 9 points and 3 rebounds while going 5-of-5 from the free throw line.
- Scored 7 points and grabbed 4 rebounds against Northeastern.
- Garnered first career double-double with 10 points and 11 rebounds at High Point.
- Finished with 8 points (4-of-5 FGs) and 6 rebounds at Georgia Tech.

CAREER HIGHS

POINTS: 10

High Point, 11-21-21
Voorhees College, 12-6-21

FIELD GOALS MADE: 5

Voorhees College, 12-6-21 (5-8)

FIELD GOALS ATTEMPTED: 8

Northeastern, 11-12-21 (3-8)
Voorhees College, 12-6-21 (5-8)

3-PT FIELD GOALS MADE: 1

Northeastern, 11-12-21
Mississippi State, 12-14-21

3-PT FIELD GOALS ATTEMPTED: 4

Northeastern, 11-12-21

FREE THROWS MADE: 5

Brewton-Parker, 11-9-21

FREE THROWS ATTEMPTED: 5

Brewton-Parker, 11-9-21

REBOUNDS: 11

High Point, 11-21-21

ASSISTS: 1 (4X)

Toccoa Falls, 12-18-21

STEALS: 2

Georgia Tech, 12-21-21

BLOCKS: 4

High Point, 11-21-21

MINUTES: 32

High Point, 11-21-21

GAME-BY-GAME STATISTICS

2021-22	MP	FG	3FG	FT	O-D	Rb	As	TO	Stl	Blk	Pts
Brewton-Parker	*17	2-3	0-0	5-5	2-1	3	1	1	1	2	9
Northeastern.....	*24	3-8	1-4	0-0	2-2	4	1	1	1	0	7
at Richmond	*19	1-3	0-0	1-2	1-4	5	0	1	0	1	3
William & Mary	*16	0-0	0-0	0-2	2-5	7	0	0	1	0	0
at High Point	*32	4-5	0-0	2-3	7-4	11	0	1	0	4	10
at Rhode Island ...				DNP							
Tennessee St.				cancelled							
at Mercer.....				DNP							
Voorhees	15	5-8	0-0	0-0	3-1	4	0	0	0	0	10
at Miss. State.....	*22	2-4	1-3	0-0	1-2	3	1	1	0	1	5
Toccoa Falls	*18	1-3	0-0	2-2	2-5	8	1	1	1	2	4
at Georgia Tech....	*29	4-5	0-0	0-0	3-3	6	0	1	2	0	8
at Ark. State				cancelled							
at Little Rock.....				cancelled							
UTA.....											
Texas State.....				cancelled							
at USA.....											
at Troy.....											
App State.....											
Coastal Carolina ..											
at Louisiana											
at ULM.....											
Troy											
South Alabama											
at Coastal Ca.											
at App State											
Ga. Southern.....											
at Ga. Southern ...											
ULM											
Louisiana.....											
* Game Started											

CAREER STATISTICS

ALL GAMES	G-GS	Min	Avg	FG- FGA	Pct.	3P-3PA	Pct.	FT- FTA	Pct.	O- D	Reb	Avg	Ast	Blk	Stl	Pts	Avg
2021-22	9- 8	193	21.4	22- 39	0.564	2- 7	0.286	10- 14	0.714	24- 27	51	5.7	4	11	5	56	6.2



Evan Johnson

So. / 6-0 / 164 / Guard

Durham, N.C./Oak Hill Academy

0

ATHLETIC HONORS

- Played in all 22 games as a freshman averaging 7.3 points, 2.0 rebounds, and 1.6 assists per game, while shooting 44.8 percent from the floor and 37.8 percent from 3-point range

2021-22 HIGHLIGHTS

- Finished with 13 points including 3 3-pointers and 5 assists at Richmond.
- Came off the bench to score 17 points with 3 3-pointers vs. William & Mary.
- Scored 10 points on just 4-of-6 shooting against Voorhees College.

CAREER HIGHS

POINTS: 28

South Alabama, 2-26-21

FIELD GOALS MADE: 8

Carver, 12-18-20 (8-13)

South Alabama, 2-26-21 (8-12)

FIELD GOALS ATTEMPTED: 13

Carver, 12-18-20 (8-13)

3-PT FIELD GOALS MADE: 6

South Alabama, 2-26-21 (6-9)

3-PT FIELD GOALS ATTEMPTED: 9

Carver, 12-18-20 (4-9)

South Alabama, 2-26-21 (6-9)

FREE THROWS MADE: 6

South Alabama, 2-26-21 (6-7)

FREE THROWS ATTEMPTED: 7

South Alabama, 2-26-21 (6-7)

REBOUNDS: 4 (4X)

most recent: Louisiana, 3-7-21

ASSISTS: 5

Coastal Carolina, 1-1-21

Richmond, 11-16-21

STEALS: 3

Charlotte, 12-4-20

High Point, 11-21-21

Georgia Tech, 12-21-21

BLOCKS: 1 (4X)

most recent: Appalachian State, 2-23-21

MINUTES: 38

Rhode Island, 11-27-21

GAME-BY-GAME STATISTICS

2021-22	MP	FG	3FG	FT	O-D	Rb	As	TO	Stl	Blk	Pts
Brewton-Parker	18	1-5	1-4	0-0	1-3	4	1	1	0	0	3
Northeastern.....	9	0-2	0-2	1-3	1-0	1	2	0	0	0	1
at Richmond	25	5-11	3-7	0-0	0-2	2	5	0	2	0	13
William & Mary	21	6-11	3-6	2-2	0-0	0	2	0	0	0	17
at High Point	32	2-10	2-6	1-2	0-1	1	2	1	3	0	7
at Rhode Island ...	*38	2-8	2-6	2-3	0-1	1	0	5	1	0	8
Tennessee St.											
at Mercer.....	8	0-2	0-0	2-3	0-0	0	0	0	0	0	2
Voorhees	22	4-6	2-3	0-0	1-0	1	1	1	0	0	10
at Miss. State.....	6	0-2	0-1	0-0	0-0	0	1	0	0	0	0
Toccoa Falls	17	2-7	2-5	2-3	0-1	1	1	2	1	0	8
at Georgia Tech....	17	1-7	1-4	0-0	0-0	0	4	0	3	0	3
at Ark. State											
at Little Rock.....											
UTA.....											
Texas State.....											
at USA.....											
at Troy											
App State.....											
Coastal Carolina ..											
at Louisiana											
at ULM.....											
Troy											
South Alabama											
at Coastal Ca.											
at App State											
Ga. Southern.....											
at Ga. Southern ...											
ULM											
Louisiana.....											
* Game Started											

CAREER STATISTICS

SBC ONLY	G-GS	Min	Avg	FG- FGA	Pct.	3P-3PA	Pct.	FT- FTA	Pct.	O- D	Reb	Avg	Ast	Blk	Stl	Pts	Avg
2020-21	12- 0	194	16.2	24- 61	0.393	11- 33	0.333	11- 15	0.733	4- 19	23	1.9	15	1	3	70	5.8
ALL GAMES	G-GS	Min	Avg	FG- FGA	Pct.	3P-3PA	Pct.	FT- FTA	Pct.	O- D	Reb	Avg	Ast	Blk	Stl	Pts	Avg
2020-21	22- 0	398	18.1	56- 125	0.448	28- 74	0.378	21- 32	0.656	7- 36	43	2.0	36	4	12	161	7.3
2021-22	11- 1	213	19.4	23- 71	0.324	16- 44	0.364	10- 16	0.625	3- 8	11	1.0	19	0	10	72	6.5
Totals	33- 1	611	18.5	79- 196	0.403	44-118	0.373	31- 48	0.646	10- 44	54	1.6	55	4	22	233	7.1



Collin Moore

So. / 6-5 / 205 / Guard

North Little Rock, Ark./Sunrise Christian Academy

24

ATHLETIC HONORS

- Played in 20 games last year and made a pair of starts in first season averaging 4.5 points and 2.3 points per game while playing 14.9 minutes per contest.

2021-22 HIGHLIGHTS

- Returned to action and finished with 4 points in 6 minutes with 2 rebounds against Voorhees College.

GAME-BY-GAME STATISTICS

2021-22	MP	FG	3FG	FT	O-D	Rb	As	TO	Stl	Blk	Pts
Brewton-Parker				DNP							
Northeastern.....				DNP							
at Richmond				DNP							
William & Mary				DNP							
at High Point				DNP							
at Rhode Island ...				DNP							
Tennessee St.				cancelled							
at Mercer.....				DNP							
Voorhees	6	1-4	0-2	2-3	0-2	2	0	1	1	0	4
at Miss. State.....	2	0-0	0-0	0-0	0-0	0	0	0	0	0	0
Toccoa Falls	4	1-2	1-2	0-0	0-1	1	0	1	0	0	3
at Georgia Tech....				DNP							
at Ark. State				cancelled							
at Little Rock.....				cancelled							
UTA.....											
Texas State.....				cancelled							
at USA.....											
at Troy											
App State.....											
Coastal Carolina ..											
at Louisiana											
at ULM.....											
Troy											
South Alabama											
at Coastal Ca.											
at App State											
Ga. Southern.....											
at Ga. Southern ...											
ULM											
Louisiana.....											
* Game Started											

CAREER HIGHS

POINTS: 14

Coastal Carolina, 1-16-21

FIELD GOALS MADE: 6

Coastal Carolina, 1-16-21 (6-12)

FIELD GOALS ATTEMPTED: 12

Coastal Carolina, 1-16-21 (6-12)

3-PT FIELD GOALS MADE: 2

Carver, 12-18-20 (2-4)
Coastal Carolina, 1-1-21 (2-7)
Coastal Carolina, 1-16-21 (2-7)

3-PT FIELD GOALS ATTEMPTED: 7

Coastal Carolina, 1-1-21 (2-7)
Coastal Carolina, 1-16-21 (2-7)

FREE THROWS MADE: 3

Charlotte, 12-4-20 (3-4)

FREE THROWS ATTEMPTED: 4

Charlotte, 12-4-20 (3-4)

REBOUNDS: 5

Carver, 12-18-20

ASSISTS: 5

Carver, 12-18-20

STEALS: 4

Carver, 12-18-20

BLOCKS: 1 (8X)


most recent: Arkansas State, 2-27-21

MINUTES: 28

Coastal Carolina, 1-16-21

CAREER STATISTICS

SBC ONLY	G-GS	Min	Avg	FG- FGA	Pct.	3P-3PA	Pct.	FT- FTA	Pct.	O- D	Reb	Avg	Ast	Blk	Stl	Pts	Avg
2020-21	11- 2	161	14.6	14- 40	0.350	5- 21	0.238	7- 9	0.778	4- 18	22	2.0	9	5	10	40	3.6
ALL GAMES	G-GS	Min	Avg	FG- FGA	Pct.	3P-3PA	Pct.	FT- FTA	Pct.	O- D	Reb	Avg	Ast	Blk	Stl	Pts	Avg
2020-21	20- 2	298	14.9	32- 82	0.390	9- 42	0.214	16- 22	0.727	8- 38	46	2.3	21	8	22	89	4.5
2021-22	3- 0	11	3.7	2- 6	0.333	1- 4	0.250	2- 3	0.667	0- 3	3	1.0	0	0	1	7	2.3
Totals	23- 2	309	13.4	34- 88	0.386	10- 46	0.217	18- 25	0.720	8- 41	49	2.1	21	8	23	96	4.2



Kaleb Scott

So. / 6-8 / 241 / Forward

Fuquay-Varina, N.C./Holly Springs, N.C.

30

ATHLETIC HONORS

- Played in 14 games during his first season averaging 2.4 points and 1.3 rebounds per game while shooting 14-of-19 (73.7 percent) from the floor.

2021-22 HIGHLIGHTS

- Finished with 5 points in 8 minutes against Clayton State.
- Scored 7 points and grabbed 5 rebounds in 12 minutes at Richmond.
- Earned first career start and played 18 minutes at Rhode Island.
- Set a career-high with 6 rebounds in just 8 minutes against Voorhees.
- Finished with 9 points on 3-of-4 shooting with 4 rebounds vs. Toccoa Falls.

CAREER HIGHS

POINTS: 14

Carver, 12-18-20

FIELD GOALS MADE: 7

Carver, 12-18-20 (7-9)

FIELD GOALS ATTEMPTED: 9

Carver, 12-18-20 (7-9)

3-PT FIELD GOALS MADE: -

-

3-PT FIELD GOALS ATTEMPTED: 1

Toccoa Falls, 11-27-20 (0-1)

FREE THROWS MADE: 3

Richmond, 11-16-21 (3-5)

Toccoa Falls, 12-18-21 (3-4)

FREE THROWS ATTEMPTED: 5

Coastal Carolina, 1-2-21 (1-5)

Richmond, 11-16-21 (3-5)

Voorhees College, 12-6-21 (0-5)

REBOUNDS: 6

Voorhees College, 12-6-21

ASSISTS: 2

Toccoa Falls, 12-18-21

STEALS: 2

College of Charleston, 12-21-20

BLOCKS: 2

Appalachian State, 1-23-21

MINUTES: 21

Carver, 12-18-20

GAME-BY-GAME STATISTICS

2021-22	MP	FG	3FG	FT	O-D	Rb	As	TO	Stl	Blk	Pts
Brewton-Parker.....	9	0-0	0-0	0-0	1-3	4	0	1	1	0	0
Northeastern.....	2	0-0	0-0	0-0	0-1	1	0	1	0	0	0
at Richmond	12	2-4	0-0	3-5	4-1	5	0	0	0	0	7
William & Mary	8	0-0	0-0	1-2	0-0	0	0	2	0	0	1
at High Point	1	0-0	0-0	0-0	0-0	0	0	0	0	1	0
at Rhode Island ...	*18	1-2	0-0	0-0	0-0	0	1	0	1	1	2
Tennessee St.				cancelled							
at Mercer.....				DNP							
Voorhees	8	1-2	0-0	0-5	5-1	6	0	0	0	1	2
at Miss. State.....	9	2-4	0-0	0-0	1-0	1	0	1	0	0	4
Toccoa Falls	19	3-4	0-0	3-4	1-3	4	2	1	1	1	9
at Georgia Tech....	1	0-0	0-0	0-0	0-0	0	0	0	0	0	0
at Ark. State				cancelled							
at Little Rock.....				cancelled							
UTA.....											
Texas State.....				cancelled							
at USA.....											
at Troy.....											
App State.....											
Coastal Carolina ..											
at Louisiana											
at ULM.....											
Troy											
South Alabama											
at Coastal Ca.											
at App State											
Ga. Southern.....											
at Ga. Southern ...											
ULM											
Louisiana.....											
* Game Started											

CAREER STATISTICS

SBC ONLY	G-GS	Min	Avg	FG- FGA	Pct.	3P-3PA	Pct.	FT- FTA	Pct.	O- D	Reb	Avg	Ast	Blk	Stl	Pts	Avg
2020-21	7- 0	38	5.4	4- 4	1.000	0- 0	0.000	4- 10	0.400	3- 5	8	1.1	0	2	0	12	1.7
ALL GAMES	G-GS	Min	Avg	FG- FGA	Pct.	3P-3PA	Pct.	FT- FTA	Pct.	O- D	Reb	Avg	Ast	Blk	Stl	Pts	Avg
2020-21	14- 0	105	7.5	14- 19	0.737	0- 1	0.000	5- 14	0.357	6- 12	18	1.3	2	3	2	33	2.4
2021-22	10- 1	88	8.8	9- 16	0.563	0- 0	0.000	7- 16	0.438	12- 9	21	2.1	3	4	3	25	2.5
Totals	24- 1	193	8.0	23- 35	0.657	0- 1	0.000	12- 30	0.400	18- 21	39	1.6	5	7	5	58	2.4



Chien-Hao Ma

Fr. | 6-8 | 176 | Forward

Taiwan/Taipei Municipal HS/The Skills Factory

14

ATHLETIC HONORS

- Played at The Skills Prep Factory in Atlanta following an extensive amount of international play representing Chinese Taipei.

2021-22 HIGHLIGHTS

- Scored 5 points going 2-of-2 from the floor with a 3-pointer for first collegiate points at Richmond.
- Finished with 11 points on 4-of-7 shooting in 27 minutes at Rhode Island.

GAME-BY-GAME STATISTICS

2021-22	MP	FG	3FG	FT	O-D	Rb	As	TO	Stl	Blk	Pts
Brewton-Parker....	4	0-0	0-0	0-0	1-0	1	0	1	0	0	0
Northeastern.....				DNP							
at Richmond	4	2-2	1-1	1-1	0-1	1	0	0	0	0	5
William & Mary	2	0-0	0-0	0-0	0-0	0	0	0	0	0	0
at High Point				DNP							
at Rhode Island ...	27	4-7	3-6	0-0	0-3	3	0	1	0	0	11
Tennessee St.				cancelled							
at Mercer.....				DNP							
Voorhees	6	0-3	0-3	0-0	0-0	0	1	0	0	0	0
at Miss. State.....	2	0-0	0-0	0-0	0-0	0	0	0	0	0	0
Toccoa Falls	5	0-1	0-1	0-1	0-1	1	0	0	0	0	0
at Georgia Tech....				DNP							
at Ark. State				cancelled							
at Little Rock.....				cancelled							
UTA.....											
Texas State.....				cancelled							
at USA.....											
at Troy.....											
App State.....											
Coastal Carolina ..											
at Louisiana											
at ULM											
Troy											
South Alabama											
at Coastal Ca.											
at App State											
Ga. Southern.....											
at Ga. Southern ...											
ULM											
Louisiana.....											
* Game Started											

CAREER HIGHS

POINTS: 11

Rhode Island, 11-27-21

FIELD GOALS MADE: 4

Rhode Island, 11-27-21 (4-7)

FIELD GOALS ATTEMPTED: 7

Rhode Island, 11-27-21 (4-7)

3-PT FIELD GOALS MADE: 3

Rhode Island, 11-27-21 (3-6)

3-PT FIELD GOALS ATTEMPTED: 6

Rhode Island, 11-27-21 (3-6)

FREE THROWS MADE: -

-

FREE THROWS ATTEMPTED: 1

Richmond, 11-16-21 (0-1)

Toccoa Falls, 12-18-21 (0-1)

REBOUNDS: 3

Rhode Island, 11-27-21

ASSISTS: 1

Voorhees College, 12-6-21

STEALS: -

-

BLOCKS: -

-

MINUTES: 27

Rhode Island, 11-27-21

CAREER STATISTICS

ALL GAMES	G-GS	Min	Avg	FG- FGA	Pct.	3P-3PA	Pct.	FT- FTA	Pct.	O- D	Reb	Avg	Ast	Blk	Stl	Pts	Avg
2021-22	7- 0	49	7.0	6- 13	0.462	4- 11	0.364	0- 2	0.000	1- 5	6	0.9	1	0	0	16	2.3



Jamall Clyce

Fr. | 6-6 | 186 | Forward

Richmond Hill, Ga./Pebblebrook HS

33

ATHLETIC HONORS

- Listed by 247Sports as a 3-star prospect, the 18th-best player in Georgia and the 51st-best small forward in the nation.

2021-22 HIGHLIGHTS

- Played 14 minutes in collegiate debut against Brewton-Parker finishing with 2 points and 3 rebounds.
- Scored 4 points and grabbed 3 rebounds in 12 minutes at Richmond.
- Finished with 4 points and 3 rebounds against William & Mary.
- Grabbed a season-high 5 rebounds in 20 minutes against Voorhees.
- Finished with 6 points and 4 rebounds in a season-high 23 minutes at Miss. State.

CAREER HIGHS

POINTS: 6

Mississippi State, 12-14-21

FIELD GOALS MADE: 2

William & Mary, 11-20-21 (2-2)
Mississippi State, 12-14-21 (2-4)

FIELD GOALS ATTEMPTED: 4

Voorhees College, 12-6-21 (1-4)
Mississippi State, 12-14-21 (2-4)

3-PT FIELD GOALS MADE: 1

Richmond, 11-16-21 (1-1)

3-PT FIELD GOALS ATTEMPTED: 1 (3X)

most recent: Rhode Island, 11-27-21

FREE THROWS MADE: 2

Brewton-Parker, 11-9-21 (2-2)
Mississippi State, 12-14-21 (2-2)

FREE THROWS ATTEMPTED: 3

Richmond, 11-16-21 (1-3)

REBOUNDS: 5

Voorhees College, 12-6-21

ASSISTS: 1

Voorhees College, 12-6-21

STEALS: 1 (4X)

most recent: Mississippi State, 12-14-21

BLOCKS: 1

Brewton-Parker, 11-9-21
Voorhees College, 12-6-21

MINUTES: 23

Mississippi State, 12-14-21

GAME-BY-GAME STATISTICS

2021-22	MP	FG	3FG	FT	O-D	Rb	As	TO	Stl	Blk	Pts
Brewton-Parker	14	0-2	0-1	2-2	0-3	3	0	0	1	1	2
Northeastern.....	7	0-1	0-0	0-0	0-0	0	0	0	0	0	0
at Richmond	12	1-2	1-1	1-3	1-2	3	0	0	1	0	4
William & Mary	13	2-2	0-0	0-0	0-3	3	0	0	0	0	4
at High Point	3	0-1	0-0	0-0	0-0	0	0	0	0	0	0
at Rhode Island ...	10	1-3	0-1	0-0	0-2	2	0	0	0	0	2
Tennessee St.					cancelled						
at Mercer.....	15	1-1	0-0	1-2	0-0	0	0	0	0	1	3
Voorhees	20	1-4	0-0	0-0	3-2	5	1	2	1	1	2
at Miss. State.....	23	2-4	0-0	2-2	1-3	4	0	1	1	0	6
Toccoa Falls					DNP						
at Georgia Tech....	11	1-2	0-0	0-0	1-2	3	0	0	0	0	2
at Ark. State					cancelled						
at Little Rock					cancelled						
UTA.....											
Texas State.....					cancelled						
at USA.....											
at Troy.....											
App State.....											
Coastal Carolina ..											
at Louisiana											
at ULM.....											
Troy											
South Alabama											
at Coastal Ca.											
at App State											
Ga. Southern.....											
at Ga. Southern ...											
ULM											
Louisiana.....											

* Game Started

CAREER STATISTICS

ALL GAMES	G-GS	Min	Avg	FG- FGA	Pct.	3P-3PA	Pct.	FT- FTA	Pct.	O- D	Reb	Avg	Ast	Blk	Stl	Pts	Avg
2021-22	10- 0	129	12.9	9- 22	0.409	1- 3	0.333	6- 9	0.667	6- 17	23	2.3	1	3	4	25	2.5



Kalik Brooks

Jr. / 6-5 / 182 / Guard

Alpharetta, Ga./Alpharetta HS

21

ATHLETIC HONORS

- Saw action in 17 games finishing the year with 13 points and 12 rebounds to go along with eight assists.

2021-22 HIGHLIGHTS

- Finished with 2 points and 2 rebounds in opener against Brewton-Parker.
- Earned first career start playing a career-high 28 minutes at Rhode Island while pulling down a career-high 8 rebounds.
- Finished with 4 points and 2 rebounds against Toccoa Falls.

CAREER HIGHS

POINTS: 5

South Alabama, 2-26-21

FIELD GOALS MADE: 2

South Alabama, 2-26-21 (2-2)
Toccoa Falls, 12-18-21 (2-3)

FIELD GOALS ATTEMPTED: 5

Toccoa Falls, 11-27-20 (1-5)

3-PT FIELD GOALS MADE: 1 (4X)

most recent: Rhode Island, 11-27-21 (1-1)

3-PT FIELD GOALS ATTEMPTED: 4

Toccoa Falls, 11-27-20 (1-4)

FREE THROWS MADE: -

FREE THROWS ATTEMPTED: -

REBOUNDS: 8

Rhode Island, 11-27-21

ASSISTS: 3

Georgia Southern, 2-11-21

STEALS: 1 (5X)

most recent: Voorhees, 12-6-21

BLOCKS: -

MINUTES: 28

Rhode Island, 11-27-21

GAME-BY-GAME STATISTICS

2021-22	MP	FG	3FG	FT	O-D	Rb	As	TO	Stl	Blk	Pts
Brewton-Parker	10	1-1	0-0	0-0	1-1	2	0	1	0	0	2
Northeastern.....	5	0-0	0-0	0-0	1-0	1	0	0	0	0	0
at Richmond	6	0-0	0-0	0-0	0-0	0	0	0	0	0	0
William & Mary	8	0-2	0-0	0-0	1-0	1	0	0	0	0	0
at High Point	2	0-0	0-0	0-0	0-0	0	0	0	0	0	0
at Rhode Island ...	*28	1-3	1-1	0-0	1-7	8	0	2	0	0	3
Tennessee St.				cancelled							
at Mercer.....	7	0-1	0-0	0-0	0-0	0	0	0	1	0	0
Voorhees	8	1-1	0-0	0-0	0-0	0	0	1	1	0	2
at Miss. State.....	2	0-0	0-0	0-0	0-0	0	0	0	0	0	0
Toccoa Falls	13	2-3	0-0	0-0	1-1	2	1	0	0	0	4
at Georgia Tech....				DNP							
at Ark. State				cancelled							
at Little Rock.....				cancelled							
UTA.....											
Texas State.....				cancelled							
at USA.....											
at Troy											
App State.....											
Coastal Carolina ..											
at Louisiana											
at ULM											
Troy											
South Alabama											
at Coastal Ca.											
at App State											
Ga. Southern.....											
at Ga. Southern ...											
ULM											
Louisiana.....											
* Game Started											

CAREER STATISTICS

SBC ONLY	G-GS	Min	Avg	FG- FGA	Pct.	3P-3PA	Pct.	FT- FTA	Pct.	O- D	Reb	Avg	Ast	Blk	Stl	Pts	Avg
2019-20	4- 0	10	2.5	0- 1	0.000	0- 0	0.000	0- 0	0.000	0- 1	1	0.3	1	0	0	0	0.0
2020-21	11- 0	70	6.4	3- 8	0.375	1- 3	0.333	0- 1	0.000	4- 3	7	0.6	4	0	1	7	0.6
Totals	15- 0	80	5.3	3- 9	0.333	1- 3	0.333	0- 1	0.000	4- 4	8	0.5	5	0	1	7	0.5
ALL GAMES	G-GS	Min	Avg	FG- FGA	Pct.	3P-3PA	Pct.	FT- FTA	Pct.	O- D	Reb	Avg	Ast	Blk	Stl	Pts	Avg
2019-20	10- 0	17	1.7	0- 3	0.000	0- 2	0.000	0- 0	0.000	0- 1	1	0.1	1	0	2	0	0.0
2020-21	17- 0	98	5.8	5- 15	0.333	3- 9	0.333	0- 1	0.000	5- 7	12	0.7	8	0	2	13	0.8
2021-22	10- 1	87	8.7	5- 11	0.455	1- 1	1.000	0- 0	0.000	5- 9	14	1.4	1	0	2	11	1.1
Totals	37- 1	202	5.5	10- 29	0.345	4- 12	0.333	0- 1	0.000	10- 17	27	0.7	10	0	6	24	0.6



Danny Stubbs

Fr. | 6-2 | 174 | Guard

Austell, Ga./Pebblebrook HS

20

ATHLETIC HONORS

- Ranked as a 3-star prospect by 247Sports which also listed him as the 11th-best player in the state and 15th-best combo guard in the country.

2021-22 HIGHLIGHTS

- Made first GSU appearance in the final minute against William & Mary.
- Played 5 minutes at Rhode Island.

GAME-BY-GAME STATISTICS

2021-22	MP	FG	3FG	FT	O-D	Rb	As	TO	Stl	Blk	Pts
Clayton St.				DNP							
Brewton-Parker				DNP							
Northeastern.....				DNP							
at Richmond				DNP							
William & Mary	1	0-1	0-1	0-0	0-0	0	0	0	0	0	0
at High Point				DNP							
at Rhode Island ...	5	0-1	0-1	0-0	0-0	0	0	0	0	0	0
Tennessee St.				cancelled							
at Mercer.....				DNP							
Voorhees	3	0-1	0-1	0-0	1-0	1	0	0	1	0	0
at Miss. State.....	1	0-0	0-0	0-0	0-0	0	0	0	0	0	0
Toccoa Falls	2	0-0	0-0	0-0	0-1	0	0	0	0	0	0
at Georgia Tech....				DNP							
at Ark. State				cancelled							
at Little Rock.....				cancelled							
UTA.....											
Texas State.....				cancelled							
at USA.....											
at Troy											
App State.....											
Coastal Carolina ..											
at Louisiana											
at ULM.....											
Troy											
South Alabama											
at Coastal Ca.											
at App State											
Ga. Southern.....											
at Ga. Southern ...											
ULM											
Louisiana.....											
* Game Started											

CAREER HIGHS

POINTS: -

-

FIELD GOALS MADE: -

-

FIELD GOALS ATTEMPTED: 1

William & Mary, 11-20-21

Rhode Island, 11-27-21

Voorhees College, 12-6-21

3-PT FIELD GOALS MADE: -

-

3-PT FIELD GOALS ATTEMPTED: 1

William & Mary, 11-20-21

Rhode Island, 11-27-21

Voorhees College, 12-6-21

FREE THROWS MADE: -

-

FREE THROWS ATTEMPTED: -

-

REBOUNDS: 1

Voorhees College, 12-6-21

ASSISTS: -

-

STEALS: 1

Voorhees College, 12-6-21

BLOCKS: -

-

MINUTES: 5

Rhode Island, 11-27-21

CAREER STATISTICS

ALL GAMES	G-GS	Min	Avg	FG- FGA	Pct.	3P-3PA	Pct.	FT- FTA	Pct.	O- D	Reb	Avg	Ast	Blk	Stl	Pts	Avg
2021-22	5- 0	13	2.6	0- 3	0.000	0- 3	0.000	0- 0	0.000	1- 1	2	0.4	0	0	1	0	0.0

Georgia State Men's Basketball Notes (page 26)

Game 1: Nov. 9, 2021, 7 p.m. (ESPN+)

GEORGIA STATE 97, BREWTON-PARKER 37

GSU Sports Arena • Atlanta, Ga.

With four players scoring in double figures, Georgia State cruised to a 97-37 win over Brewton-Parker in the regular season opener on Tuesday night at the GSU Sports Arena.

Senior Corey Allen led all scorers with 20 points while fellow senior Justin Roberts added 19 points going 7-of-11 from the floor.

Georgia State (1-0) won its ninth-straight regular season opener and 14th-straight home opener while defeating Brewton-Parker (1-6) in the opener for the second time in three years.

Nelson Phillips, making his first regular season appearance since the 2019-20 season finished with 15 points and five steals in just 22 minutes of action.

Senior Kane Williams finished with 11 points and moved into a tie for ninth with Leonard Mendez on Georgia State's all-time scoring list.

Georgia State opened the game scoring the first nine points forcing Brewton-Parker to call a pair of timeouts before the first media timeout.

As hot as the Panthers started the game, they closed the opening half even hotter going on a 20-1 run over the last 7:38 to go into the locker room with a 44-10 lead.

Georgia State used a 16-3 run over the first 3:18 of the second half and led 60-13 before the first media timeout was called.

Holding Brewton-Parker to just 25.9 percent shooting and 4-of-19 from 3-point range, Georgia State also forced 31 turnovers, swiping 21 steals.

Georgia State finished the game shooting 49.3 percent from the floor and went 20-23 from the free throw line.

Junior Jalen Thomas added eight points and six rebounds, freshman Ja'Heim Hudson scored nine, while newcomer Jalen Rawls added eight points in his GSU debut.

Floyd Davis and Antrell Williams led Brewton-Parker with seven points each.

BREWTON-PARKER 37 (1-6)

Player	FG	3P	FT	O	D	Reb	PF	TP	A	TO	Stl	Blk	Min
Green, f.	0-2	0-1	0-0	1	1	2	2	0	1	3	2	0	10
Pullum, f.	0-7	0-1	0-0	3	0	3	2	0	1	2	2	0	19
Wilson, g.	2-6	0-0	1-1	1	0	1	1	5	0	5	0	0	18
Taylor, g.	2-7	1-1	0-0	1	3	4	2	5	1	3	1	0	25
Davis, g.	3-7	1-2	0-0	3	3	6	2	7	1	4	0	0	25
Williams	3-9	1-5	0-0	2	0	2	3	7	1	5	0	0	25
Hatcher	1-4	0-1	0-0	0	3	3	4	2	1	2	0	0	11
Brown	0-1	0-1	0-0	0	5	5	2	0	0	2	0	1	22
Udell	1-5	0-2	1-2	0	3	3	1	3	0	0	0	0	13
Davey	0-4	0-3	0-0	0	0	0	1	0	0	1	0	0	14
Casola	2-4	1-1	1-3	1	0	1	0	6	1	1	0	0	13
Johnson	1-2	0-1	0-0	0	1	1	0	2	0	0	1	0	4
Totals	15-58	4-19	3-6	15	22	37	20	37	7	31	6	1	200

FG%	1st:	4:29	13.8%	2nd:	11:29	37.9%	Game:	25.9%
3FG%	1st:	1:8	12.5%	2nd:	3:11	27.3%	Game:	21.1%
FT%	1st:	1:2	50.0%	2nd:	2:4	50.0%	Game:	50.0%

GEORGIA STATE 97 (1-0)

Player	FG	3P	FT	O	D	Reb	PF	TP	A	TO	Stl	Blk	Min
Hudson, f.	2-3	0-0	5-5	2	1	3	0	9	1	1	1	2	17
Thomas, c.	4-7	0-0	0-0	4	2	6	0	8	3	0	1	3	23
Roberts, g.	7-11	3-5	2-3	2	0	2	0	19	1	1	6	0	19
Allen, g.	6-11	2-5	6-6	0	4	4	1	20	1	1	2	0	23
Williams, g.	4-9	1-4	2-3	1	1	2	1	11	7	0	3	0	22
Phillips	6-12	0-5	3-4	0	3	3	0	15	0	0	5	1	22
Rawls	3-8	2-6	0-0	0	2	2	1	8	3	3	1	0	19
Scott	0-0	0-0	0-0	1	3	4	1	0	0	1	1	0	9
Johnson	1-5	1-4	0-0	1	3	4	2	3	1	1	0	0	18
Clyce	0-2	0-1	2-2	0	3	3	2	0	0	1	1	1	14
Brooks	1-1	0-0	0-0	1	1	2	0	2	0	1	0	0	10
Ma	0-0	0-0	0-0	1	0	1	0	0	0	1	0	0	4
Totals	41-73	16-37	7-14	12	35	47	12	105	22	7	5	8	200

FG%	1st:	16:34	47.1%	2nd:	18:35	51.4%	Game:	49.3%
3FG%	1st:	4:15	26.7%	2nd:	5:15	33.3%	Game:	30.0%
FT%	1st:	8:10	80.0%	2nd:	12:13	92.3%	Game:	87.0%

Score by Periods	1st	2nd	Total
Brewton-Parker	10	27	37
Georgia State	44	53	97
Officials: Coy Gammon, Michael Husted, Ross Cullin			Attendance: 1,839

Game 2: Nov. 12, 2021, 1 p.m. (ESPN+)

GEORGIA STATE 83, NORTHEASTERN 64

GSU Sports Arena • Atlanta, Ga.

Senior Corey Allen finished with 25 points and the Georgia State men's basketball team earned an 83-64 win over former CAA foe Northeastern at the GSU Sports Arena.

Georgia State improved to 2-0 for the second-straight season, while Northeastern dropped to 0-2 after two tough road contests.

Allen finished with 20 or more points for the second-straight game going 10-of-19 from the floor with five 3-pointers and six assists. Fellow senior Justin Roberts added 22 points knocking down four 3-pointers, while redshirt-junior Nelson Phillips came off the bench to score 10 and added seven rebounds.

Northeastern was led by Chris Doherty and Nikola Djogo as each scored 14 points, while Jahmyl Telfort added 11 points.

Northeastern opened the game scoring the first five points, but Georgia State immediately responded with a 9-0 run, including six-straight points from Allen to take a 9-6 lead just over three minutes into the game.

The Panthers never lost the lead the rest of the half, though the Huskies cut GSU's lead to 18-17 before Georgia State responded with a 6-0 run to take a 24-17 lead with just under 11 minutes to play in the opening half.

After Jalen Thomas knocked down a jumper, was fouled, and made the free throw, Georgia State went ahead by double figures, 30-20, with 9:20 to play.

The double-digit lead was short lived and when Shaquille Walters hit a long range 3-pointer for Northeastern at the buzzer, the two teams went into the locker room tied 42-42. Northeastern went 10-of-17 from 3-point range before the break, while Georgia State was 7-of-16.

On a 3-pointer by Northeastern's Nikola Djogo, the Huskies retook the lead 48-47 with 17:58 to play before the Panthers responded with a 12-0 run capped by a Williams jumper to give GSU a 59-48 lead with 14:45 remaining.

Georgia State continued to push the lead which reach 19, 71-52, following another Allen 3-pointer with 9:42 to play.

The Panthers held the Huskies to just 3-of-15 shooting from 3-point range in the second half after their hot start to the game.

Junior Jordan Rawls and freshman Ja'Heim Hudson each scored seven points for the Panthers.

NORTHEASTERN 64 (0-2)

Player	FG	3P	FT	O	D	Reb	PF	TP	A	TO	Stl	Blk	Min
Doherty, f.	5-8	0-0	4-7	5	2	7	2	10	4	1	0	0	34
McClintock, g.	3-4	3-4	0-0	0	4	4	2	9	2	5	0	0	31
Telfort, g.	4-11	2-7	1-2	1	1	2	1	11	4	2	1	0	33
Djogo, g.	4-9	4-7	2-3	0	2	2	2	14	1	2	0	2	24
Walters, g.	2-8	1-4	0-0	0	5	5	2	5	4	2	2	1	32
Strong	2-2	2-2	0-0	0	1	1	4	6	0	0	0	0	11
Stucke	2-5	1-4	0-0	0	0	0	0	1	5	1	0	0	10
Emanga	0-3	0-3	0-0	0	2	2	1	0	1	1	0	0	12
Braun	0-0	0-0	0-0	0	0	0	0	0	0	0	0	0	4
Cubriilo	0-1	0-1	0-0	0	0	0	0	0	0	0	0	0	7
Nwagha	0-0	0-0	0-0	0	0	0	0	0	0	0	0	0	2
Totals	22-51	13-32	7-12	6	20	26	15	64	17	15	3	4	200

FG%	1st:	14:25	56.0%	2nd:	8:26	30.8%	Game:	43.1%
3FG%	1st:	10:17	58.8%	2nd:	3:15	20.0%	Game:	40.6%
FT%	1st:	4:8	50.0%	2nd:	3:4	75.0%	Game:	58.3%

GEORGIA STATE 83 (2-0)

Player	FG	3P	FT	O	D	Reb	PF	TP	A	TO	Stl	Blk	Min
Hudson, f.	3-8	1-4	0-0	2	2	4	1	7	1	1	1	0	24
Thomas, c.	2-4	0-0	1-1	2	5	7	4	5	1	2	0	1	19
Roberts, g.	9-14	4-8	0-0	0	4	4	1	22	0	2	2	0	29
Allen, g.	10-19	5-8	0-0	2	1	3	2	25	6	0	1	0	36
Williams, g.	2-6	0-1	2-2	0	5	5	2	6	2	1	0	0	26
Rawls	3-7	0-1	1-2	1	0	1	0	7	1	0	1	0	16
Phillips	4-6	2-2	0-0	2	5	7	3	10	3	0	1	0	25
Johnson	0-2	0-2	1-3	1	0	1	2	1	2	0	0	0	9
Clyce	0-1	0-0	0-0	0	0	0	0	1	0	0	0	0	7
Brooks	0-0	0-0	0-0	1	0	1	2	0	0	0	0	0	5
Scott	0-0	0-0	0-0	0	1	1	0	0	0	1	0	0	2
Totals	33-67	12-26	5-8	13	24	37	19	83	16	7	6	1	200

FG%	1st:	16:38	42.1%	2nd:	17:29	58.6%	Game:	49.3%
3FG%	1st:	7:16	43.8%	2nd:	5:10	50.0%	Game:	46.2%
FT%	1st:	3:6	50.0%	2nd:	2:2	100.0%	Game:	62.5%

Score by Periods	1st	2nd	Total
Northeastern	42	22	64
Georgia State	42	41	83
Officials: Jose Carrion, RB Clyburn, Erroll Lewis			Attendance: 1,011

Game 3: Nov. 16, 2021, 7 p.m. (ESPN+)

RICHMOND 94, GEORGIA STATE 78

Robins Center • Richmond, Va.

Georgia State couldn't overcome better than 60 percent shooting from Richmond and fell to the Spiders 94-78 on Tuesday night at the Robins Center.

Richmond (2-1) finished the game going 33-of-54 (61.1 percent) from the floor while shooting 16-of-29 from 3-point range. Predicted to finish in second place in the A-10 Preseason Media Poll, the Spiders saw five players finish in double figures including Tyler Burton who scored 20 points and grabbed eight rebounds.

Georgia State (2-1) couldn't overcome a slow start despite 17 points from senior Kane Williams and 16 points from fellow senior Justin Roberts.

Richmond raced out to an early 7-0 lead forcing Georgia State to call timeout before the first media timeout. Following back-to-back 3-pointers from Nick Sherod, the Spiders led 13-2 just six minutes into the game.

After Richmond pushed the lead to as many as 13, 28-15, with 6:52 to play in the opening half, the Panthers responded with a 7-0 run as Williams knocked down a pair of 3-pointers and moved into eighth place on Georgia State's all-time scoring list with 1,255 points.

However, Richmond immediately responded with a 7-0 run of its own and pushed the lead to as many as 15 points before going into the locker room with a 49-34 lead.

Richmond scored the first seven points of the second half and were able to push the lead to as many as 32 with 6:25 to play.

With the reserves in late, the Panthers did go on a 15-2 run as Kaleb Scott finished with seven points and four rebounds off the bench and Chien-Hao Ma scored his first career points adding five points for the Panthers.

Reigning Sun Belt Conference Player of the Week Corey Allen was limited to just seven points, while Evan Johnson came off the bench to score 13 points, knocking down three 3-pointers.

Nick Sherod added 16 points including four 3-pointers for Richmond, while Grant Golden added 15 points and five rebounds.

GSU finished the game shooting 44.6 percent from the floor and knocking down 10-of-23 from 3-point range, but could not come over the hot-shooting Spiders.

GEORGIA STATE 78 (2-1)

Player	FG	3P	FT	O	D	Reb	PF	TP	A	TO	Stl	Blk	Min
Hudson, f.	1-3	0-0	1-2	1	4	5	2	3	0	1	0	1	19
Thomas, f.	0-2	0-0	0-3	3	6	4	0	0	3	1	0	0	16
Roberts, g.	6-11	1-4	3-4	0	2	2	0	16	2	1	1	0	27
Allen, g.	3-11	1-4	0-0	1	2	3	2	7	0	3	1	0	20
Williams, g.	7-13	3-3	0-3	0	3	3	1	17	1	3	2	0	26
Phillips	2-3	0-1	0-0	1	2	3	0	4	0	1	0	1	14
Rawls	0-3	0-2	2-2	0	1	1	1	2	3	1	1	0	18
Johnson	5-11	3-7	0-0	0	2	2	3	13	5	0	2	0	25
Clyce	1-2	1-1	1-3	1	2	3	2	4	0	0	1	0	12
Scott	2-4	0-0	3-5	4	1	5	4	7	0	0	0	0	12
Brooks	0-0	0-0	0-0	0	0	0	0	0	0	0	0	0	6
Ma	2-2	1-1	0-1	0	1	1	0	5	0	0	0	0	4
Totals	29-65	10-23	10-20	12	24	36	19	78	11	13	9	2	200

FG%	1st:	14:30	46.7%	2nd:	15:35	42.9%	Game:	44.6%
3FG%	1st:	4:9	44.4%	2nd:	6:14	42.9%	Game:	43.5%
FT%	1st:	4:8	50.0%	2nd:	6:12	50.0%	Game:	50.0%

RICHMOND 94 (2-1)

Player	FG	3P	FT	O	D	Reb	PF	TP	A	TO	Stl	Blk	Min
Burton, f.	6-10	4-5	4-5	0	8	8	1	20	1	2	3	0	31
Cayo, f.	1-2	0-0	0-0	1	7	8	3	2	6	4	0	0	19
Golden, f.	6-8	2-3	1-3	0	5	5	1	15	4	2	0	0	20
Gilyard, g.	0-4	0-4	2-2	0	0	0	1	2	6	1	3	0	29
Wilson, g.	4-5	1-2	1-2	0	0	0	4	10	1	2	3	0	24
Sherod	5-10	4-7	2-3	0	3	3	1	16	1	0	1	0	16
Chabtree	2-3	1-2	0-0	0	2	2	1	5	1	0	0	1	12
Grace	5-6	4-5	0-0	0	2	2	0	14	2	0	0	1	13
Bailey	3-3	0-0	0-1	0	0	0	1	6	0	0	0	0	16
Kouressi	1-0	0-1	2-3	1	3	4	4	4	1	1	0	0	11
Randolph	0-0	0-0	0-0	0	0	0	1	0	0	0	0	0	6
Kufju	0-0	0-0	0-1	1	0	1	1	0	1	0	0	0	2
Gaitley	0-0	0-0	0-1	0	1	1	1	0	0	0	0	0	2
Totals	33-54	16-29	12-21	4	31	35	20	94	24	13	10	2	200

Game 4: Nov. 20, 2021, 5 p.m.

GEORGIA STATE 77, WILLIAM & MARY 59

Legends Classic at High Point
Qubein Center • High Point, N.C.

Senior Kane Williams just missed a double-double and led Georgia State with 23 points as the Panthers cruised to a 77-59 win over William & Mary on Saturday at the Qubein Center on the opening day of the Legends Classic.

Georgia State (3-1) saw three players finish in double figures while shooting 48.2 percent from the floor and knocking down eight 3-pointers. Junior Jalen Thomas pulled down 11 rebounds, sophomore Evan Johnson scored 17 points, and senior Justin Roberts added 11 points as the Panthers improved to 3-1 for a second-straight season.

William & Mary fell to 0-4 on the season despite 16 points from Connor Kochera and 14 points from Ben Wright. The Tribe were outrebounded 46-30 and turned the ball over 18 times in the loss.

Georgia State got off to a quick start as Roberts knocked down two 3-pointers in the first two minutes leading to the Tribe calling a timeout just 2:26 into the game as the Panthers led 10-2.

Williams' hot hand helped the Panthers push the lead to as many as 22 with 3:44 to play in the first half. He knocked down two free throws in the first minute of the game to become just the second player in program history with 400 makes in a career.

The senior finished the first 20 minutes with 16 points sending the Panthers into the locker room with a 46-26 lead.

The Panthers shot 55.2 percent from the floor and 5-of-11 from 3-point range before break, while holding the Tribe to just 30.3 percent shooting and 3-of-14 from beyond the arc.

Nelson Phillips got hot in the second half and knocked down 3-pointers on back-to-back possessions early to give the Panthers a 54-31 lead with 18:26 to play. Phillips, who earned the start for the injured Corey Allen, finished with eight points and four steals.

With a lay-up with 12:50 to play, Williams moved into seventh on Georgia State's all-time scoring list and gave the Panthers a 62-42 lead.

William & Mary held Georgia State scoreless four almost four minutes late in the second half but was only able to cut the Panthers' lead to 16 before Johnson knocked down a 3-pointer from the corner.

GEORGIA STATE (3-1)

Player	FG	3P	FT	O	D	Reb	PF	TP	A	TO	Stl	Blk	Min
Hudson, f.....	0-0	0-0	0-2	2	5	7	3	0	0	1	0	1	16
Thomas, c.....	2-9	0-0	2-2	5	6	11	3	6	0	2	2	3	26
Roberts, g.....	4-7	2-3	1-3	0	3	3	3	11	2	2	0	0	19
Phillips, g.....	3-6	2-4	0-0	2	1	3	2	8	0	3	4	2	29
Williams, g.....	8-13	1-4	6-11	1	8	9	1	23	6	6	4	0	32
Clyce.....	2-2	0-0	0-0	0	3	3	2	4	0	0	0	0	13
Johnson.....	6-11	3-6	2-2	0	0	0	3	17	2	0	0	0	21
Rawls.....	2-5	0-1	3-3	1	5	6	0	7	4	4	0	0	23
Brooks.....	0-2	0-0	0-0	1	0	1	0	0	0	0	0	0	8
Scott.....	0-0	0-0	1-2	0	0	0	4	1	0	2	0	0	8
Ma.....	0-0	0-0	0-0	0	0	0	0	0	0	0	0	0	2
Stubbs.....	0-1	0-1	0-0	0	0	0	0	0	0	0	0	0	1
Pina.....	0-0	0-0	0-0	0	0	0	1	0	0	1	0	0	2
Totals.....	27-56	8-19	15-25	14	32	46	22	77	14	21	10	6	200
FG%	1st: 16-29	55.2%	2nd: 11-27			40.7%	Game:				48.2%		
3FG%	1st: 5-11	45.5%	2nd: 3-8			37.5%	Game:				42.1%		
FT%	1st: 9-15	60.0%	2nd: 6-10			60.0%	Game:				60.0%		

WILLIAM & MARY 59 (0-4)

Player.....	FG	3P	FT	O	D	Reb	PF	TP	A	TO	Stl	Blk	Min
Carroll, f.....	1-9	0-5	4-7	1	7	8	4	6	0	2	1	1	26
Wright, f.....	7-11	0-0	0-2	5	1	6	2	14	1	3	2	0	25
Lewis, g.....	3-8	2-4	0-0	0	3	3	3	8	1	1	0	1	29
Rice, g.....	1-6	1-4	0-0	0	0	0	3	3	5	5	1	0	22
Kochera, g.....	4-9	3-5	5-7	1	2	3	3	16	0	2	1	0	28
Covington.....	0-3	0-2	3-5	0	1	1	3	3	2	2	2	0	24
Hermanovskis.....	1-1	0-0	1-2	0	0	0	3	3	3	3	0	0	17
Hatton.....	2-5	0-0	0-0	2	1	3	2	4	0	0	1	0	15
Ayasa.....	0-3	0-3	0-0	0	2	2	2	0	1	0	0	0	13
Washburn.....	1-3	0-2	0-0	0	0	0	0	2	0	0	0	0	2
Totals.....	20-58	6-25	13-23	11	19	30	25	59	13	18	8	2	200
FG% 1st:	10-33	30.3%	2nd:	10-25	40.0%	Game:	34.5%						
3FG% 1st:	3-14	21.4%	2nd:	3-11	27.3%	Game:	24.0%						
FT% 1st:	3-9	33.3%	2nd:	10-14	71.4%	Game:	56.5%						

Score by Periods.....	1st	2nd	Total
Georgia State.....	46	31	77
William & Mary.....	26	33	59
Officials: Jon Wall, Deyvin Page, Connor Penn	Attendance: 1,570		

Game 5: Nov. 21, 2021, 2 p.m. (ESPN+)

GEORGIA STATE 74, HIGH POINT 66 OT

Legends Classic at High Point
Qubein Center • High Point, N.C.

Kane Williams and Ja'Heim Hudson each recorded double-doubles as Georgia State topped High Point 74-66 in overtime to win the Legends Classic at the Qubein Center.

Williams, who earned Tournament MVP honors, finished with 21 points, 11 rebounds, four assists, and three steals while play nearly 43 minutes. The senior recorded his second career double-double and earned his second Tournament MVP honors.

Hudson earned his first career double-double finishing with 10 points and 11 rebounds as the freshman went 4-of-5 from the floor while blocking four shots.

Justin Roberts earned all-tournament recognition after leading Georgia State (4-1) with 25 points and five rebounds in the win. The senior stepped up going 10-of-14 from the free throw line.

The Panthers have started the season 4-1 for a second-straight season despite shooting just 36.1 percent from the floor.

High Point (2-3) was led by Zach Austin who finished with a double-double of 11 points and 11 rebounds, while John-Michael Wright and Jaden House each scored 17 points.

High Point used an early 10-0 run to take a 12-4 lead just 4:32 into the game, however GSU quickly responded and tied the game 15-15 following a 3-pointer from the corner by Nelson Phillips.

A 7-0 run capped by a Williams lay-up and free throw gave Georgia State a 23-20 lead with 7:02 to play.

GSU went into the locker room with a 36-30 lead after forcing High Point into 10 first half turnovers which led to 10 GSU points, while also holding HPU scoreless the final 2:13 of the half.

A made free throw by Williams pushed Georgia State's lead to 47-38 with 13:50 to play before the Panthers were held scoreless for 3:22 and High Point cut GSU's lead to just two.

However, a 3-pointer from Roberts put GSU back ahead by five, 50-45, with 10:28 to play. High Point would cut Georgia State's lead to two points three times, before a 3-pointer by John-Michael Wright gave HPU its first lead of the second half.

The lead for High Point would be short-lived as Williams came right back down the court and his lay-up put the Panthers back ahead 57-56 with 4:43 to play.

Both teams showed tired legs the final five minutes of the game, and tied at 59-59, Roberts had a lay-up at the buzzer that just didn't drop sending the game to overtime.

After Emmanuel Izunabor knocked down for free throw for High Point to start overtime, Georgia State scored five straight points capped by a 3-pointer by Roberts.

HPU followed with a jumper before an Evan Johnson 3-pointer gave the Panthers a 67-62 lead with 1:44 to play.

GEORGIA STATE 74 (4-1)

Player.....	FG	3P	FT	O	D	Reb	PF	TP	A	TO	Stl	Blk	Min
Hudson, f.....	4-5	0-0	2-3	7	4	11	2	10	0	1	0	4	32
Thomas, c.....	1-2	0-0	0-0	1	2	3	5	2	0	1	0	0	17
Rawls, g.....	2-6	0-1	0-0	0	1	1	1	4	0	2	0	0	23
Phillips, g.....	2-9	1-5	0-0	2	4	6	1	5	1	1	1	0	36
Williams, g.....	5-15	0-3	11-14	2	9	11	1	21	4	3	4	0	43
Roberts.....	6-13	3-4	10-14	1	4	5	2	25	3	4	2	0	35
Clyce.....	0-1	0-0	0-0	0	0	0	2	0	0	0	0	0	3
Johnson.....	2-10	2-6	1-2	0	1	1	2	7	2	1	3	0	32
Brooks.....	0-0	0-0	0-0	0	0	0	0	0	0	0	0	0	2
Scott.....	0-0	0-0	0-0	0	0	0	0	0	0	0	0	1	1
Totals.....	22-61	6-19	24-33	14	26	40	16	74	10	15	9	5	200
FG% 1st: 13-29	44.8%	2nd: 6-25	24.0%	OT: 3-7	42.9%	Game: 36.1%							
3FG% 1st: 3-7	42.9%	2nd: 1-8	12.5%	OT: 2-4	50.0%	Game: 31.6%							
FT% 1st: 7-10	70.0%	2nd: 10-14	71.4%	OT: 7-9	77.8%	Game: 72.7%							

HIGH POINT 66 (2-3)

Player.....	FG	3P	FT	O	D	Reb	PF	TP	A	TO	Stl	Blk	Min
Austin, f.....	3-14	3-8	2-3	1	10	11	3	11	3	1	1	2	35
Izunabor, c.....	1-2	0-0	1-2	4	2	6	4	3	1	4	1	2	26
Wright, g.....	5-18	2-7	5-8	0	0	0	5	17	2	1	2	0	41
House, g.....	7-12	2-6	1-3	2	3	5	4	17	0	5	0	1	34
Peterson III, g.....	2-3	0-0	1-2	3	5	8	4	5	3	3	0	0	34
Randleman.....	4-5	0-0	0-0	0	2	2	3	8	5	4	4	0	31
Holt.....	1-2	0-0	0-0	0	1	1	0	2	1	1	0	1	10
Childress.....	1-2	1-2	0-0	0	0	0	1	3	0	1	0	0	7
Sanchez.....	0-0	0-0	0-0	0	1	1	0	1	0	1	0	0	7
Totals.....	24-58	8-23	10-18	13	28	41	24	66	15	2	8	6	200
FG% 1st: 12-23	52.2%	2nd: 9-26	34.6%	OT: 3-9	33.3%	Game: 41.4%							
3FG% 1st: 4-11	36.4%	2nd: 4-9	44.4%	OT: 0-3	0.0%	Game: 34.8%							
FT% 1st: 2-5	40.0%	2nd: 7-11	63.6%	OT: 1-2	50.0%	Game: 55.6%							

Score by Periods.....	1st	2nd	Total
Georgia State.....	36	23	59
High Point.....	30	29	59
Officials: Lee Klutz, Ty Meixsell, Galen Durant	Attendance: 3,112		

Game 6: Nov. 27, 2021, 4 p.m. (ESPN+)

RHODE ISLAND 94, GEORGIA STATE 59

Thomas M. Ryan Center • Kingston, R.I.

Playing with only seven scholarship players due to COVID-19 protocols, Georgia State fell to Rhode Island 94-59 on Saturday afternoon at the Thomas M. Ryan Center.

Georgia State (4-2) traveled to Rhode Island (5-2) with just nine players after one player contracted COVID, others had to remain at home in quarantine, while others remained injured and out of the line-up.

Despite the limited roster, the Panthers trailed the Rams just 41-35 at halftime, but a 17-1 run in the middle of the second half and a pair of Georgia State players fouling out proved to be too much to overcome.

Senior Kane Williams led Georgia State scoring 19 points, dishing out seven assists, grabbing five rebounds, while going 15-of-16 from the free throw line. The 15 made free throws are tied for the fifth-most in a single game in school history. The Panthers finished the game 24-of-29 at the free throw line.

Junior Jordan Rawls added 14 points going 7-of-10 from the free throw line, while Chien-Hao Ma scored a season-high 11 points knocking down three 3-pointers. Junior Kalik Brooks, who earned his first career start, led the Panthers with eight rebounds.

Rhode Island was led by Makhi Mitchell's double-double of 10 points and 12 rebounds, while Jeremy Sheppard led all scorers with 21 points and Ishmael Leggett added 20.

The Rams finished the game shooting 53.2 percent from the floor, while holding the Panthers to just 31.1 percent shooting for the game.

Playing with only one big man, Kaleb Scott, who earned his first career start, the Panthers were outrebounded 44-23.

GEORGIA STATE 59 (4-2)

Player.....	FG	3P	FT	O	D	Reb	PF	TP	A	TO	Stl	Blk	Min
Scott, f.....	1-2	0-0	0-0	0	0	0	5	2	1	0	1	1	18
Johnson, g.....	2-8	2-6	2-3	0	1	1	0	8	0	5	1	0	38
Rawls, g.....	3-11	1-5	7-10	1	1	2	1	14	3	2	0	0	37
Williams, g.....	2-10	0-2	15-16	0	5	5	3	19	7	4	1	1	37
Brooks, g.....	1-3	1-1	0-0	1	7	8	3	3	0	2	0	0	28
Clyce.....	1-3	0-1	0-0	0	2	2	5	2	0	0	0	0	10
Ma.....	4-7	3-6	0-0	0	3	3	2	11	0	1	0	0	28
Stubbs.....	0-1	0-1	0-0	0	0	0	1	0	0	0	0	0	5
Totals.....	14-45	7-22	24-29	2	21	23	21	59	11	14	3	2	200
FG% 1st:	11-23	47.8%	2nd:	3-22	13.6%	Game:	31.1%						
3FG% 1st:	6-11	54.5%	2nd:	1-11	9.1%	Game:	31.8%						
FT% 1st:	7-9	77.8%	2nd:	17-20	85.0%	Game:	82.8%						

RHODE ISLAND 94 (5-2)

Player.....	FG	3P	FT	O	D	Reb	PF	TP	A	TO	Stl	Blk	Min
Mitchell, f.....	3-5	0-1	4-7	4	8	12	3	10	1	3	0	0	24
Mitchell, f.....	1-7	0-0	2-2	2	2	4	3	4	5	2	1	3	18
Sheppard, g.....	7-11	5-8	2-2	0	3	3	2	21	6	0	0	0	29
Leggett, g.....	7-10	5-7	1-1	1	2	3	2	20	2	2	2	0	23
El-Amin, g.....	2-4	2-4	0-0	0	2	2	2	6	5	1	0	0	27
Walker, g.....	5-7	1-1	2-4	0	5	5	3	13	2	2	2	0	24
Martin.....	6-11	0-3	0-0	2	4	6	0	12	1	0	1	1	23
Thomas.....	1-5	1-3	0-2	0	2	2	3	3	3	1	1	0	16
Ayo-Faleye.....	0-1	0-0	0-0	1	1	2	0	0	0	0	0	0	9
Berry.....	1-1	1-1	2-4	1	1	2	1	5	0	0	0	0	5
Pierre.....	0-0	0-0	0-0	0	0	0	0	1	0	0	1	0	3
Totals.....	33-62	15-28	13-22	12	32	44	20	94	25	12	7	4	200
FG% 1st:	16-30	53.3%	2nd:	17-32	53.1%	Game:	53.2%						
FG% 1st:	5-13	38.5%	2nd:	10-15	66.7%	Game:	53.6%						
3P% 1st:	4-8	50.0%	2nd:	9-14	64.3%	Game:	59.1%						

Georgia State Men's Basketball Notes (page 28)

Game 7: Dec. 4, 2021 2 p.m. (ESPN+)

MERCER 83, GEORGIA STATE 77

Hawkins Arena • Mercer, Ga.

A cold-shooting stretch of just over four minutes in the second half led Mercer to an 83-77 win over Georgia State on Saturday afternoon at Hawkins Arena.

Redshirt-junior Nelson Phillips led Georgia State (4-3) with 19 points going 5-of-7 from 3-point range with six rebounds while senior Corey Allen returned to the line-up to score 13 points.

Mercer (5-4) was led by James Glisson III who scored 25 points going 10-of-14 from the floor, while Jalen Johnson just missed a double-double with 19 points and nine rebounds.

The Panthers were coming off a stretch of nearly two weeks where the squad had practiced just twice together after COVID-19 contact tracing protocols held six GSU players out of last week's game at Rhode Island.

Seniors Justin Roberts and Kane Williams each added 14 points for the Panthers which shot 45.0 percent from the floor. Mercer finished the game shooting 53.4 percent while also outrebounding the Panthers 34-28.

Mercer took an early 14-8 lead just eight minutes into the game as the Panthers went just 3-of-12 from the field to start the game.

After taking off his facial mask, Allen knocked down back-to-back 3-pointers and following a jumper by Roberts, the Panthers tied the game 30-30 with 3:40 to play. Allen was wearing a mask following a nasal fracture just over two weeks ago at Richmond.

The 3-pointers continued to drop as Williams and Phillips knocked down back-to-back shots from long range to give Georgia State a 36-33 lead with 42 seconds to play in the first half.

Georgia State went into the locker room with a 38-36 lead and continued to lead early in the second half.

After the Panthers knocked down 3-pointers on three-straight possessions, including two by Phillips and one by Allen, GSU 49-46 with 15:53 to play.

Going a stretch of more than four minutes without a field goal, Mercer used a 10-0 run to take a 70-57 lead with seven minutes to play before a Roberts' 3-pointer stopped the run.

Georgia State mounted one last run and on a 3-pointer by Jalen Thomas, the Panthers trailed just 76-72 with 1:57 to play.

GEORGIA STATE 77 (4-3)

Player	FG	3P	FT	O	D	Reb	PF	TP	A	TO	Stl	Blk	Min
Thomas, c.....	4-7	1-1	0-0	3	1	4	2	9	1	2	1	2	32
Roberts, g.....	5-11	2-5	2-2	1	3	4	2	14	2	3	1	0	33
Phillips, g.....	7-11	5-7	0-0	3	2	5	2	19	2	0	2	1	28
Allen, g.....	5-18	3-12	0-0	1	2	3	1	13	2	0	0	0	27
Williams, g.....	4-6	2-2	4-4	0	6	6	4	14	3	2	2	1	33
Brooks.....	0-1	0-0	0-0	0	0	0	0	0	0	0	1	0	7
Rawls.....	1-3	1-3	0-0	0	2	2	0	3	2	2	0	0	17
Johnson.....	0-2	0-0	2-3	0	0	0	0	2	0	0	0	0	8
Clyce.....	1-1	0-0	1-2	0	0	0	2	3	0	0	0	1	15
Totals.....	27-60	14-30	9-11	9	19	28	13	77	12	9	7	5	200
FG%	1st: 13-30	43.3%	2nd: 14-30	46.7%	Game: 45.0%								
3FG%	1st: 6-13	46.2%	2nd: 8-17	47.1%	Game: 46.7%								
FT%	1st: 6-7	85.7%	2nd: 3-4	75.0%	Game: 81.8%								

MERCER 83 (5-4)

Player	FG	3P	FT	O	D	Reb	PF	TP	A	TO	Stl	Blk	Min
Haase, f.....	5-11	1-2	2-2	0	2	2	1	13	4	3	2	1	36
Grant, c.....	3-6	0-0	3-4	0	0	0	0	9	0	0	0	0	12
Robertson, g.....	2-7	0-2	0-1	3	5	8	1	4	3	0	1	0	29
Alvarez, g.....	1-2	0-1	3-4	0	2	2	2	5	1	3	0	0	35
Johnson, g.....	7-12	3-7	2-2	3	6	9	1	19	3	3	2	3	37
Glisson III.....	10-14	2-4	3-3	2	4	6	1	25	1	0	0	3	25
Walker Jr.....	2-4	1-2	0-0	0	3	3	1	5	2	0	1	0	15
Tucker.....	1-2	1-1	0-0	1	1	2	1	3	1	1	1	0	10
Greco.....	0-0	0-0	0-0	0	0	0	0	0	0	0	0	0	2
Totals.....	31-58	8-19	13-16	10	24	34	8	83	15	10	7	7	200
FG%	1st: 15-32	46.9%	2nd: 16-26	61.5%	Game: 53.4%								
3FG%	1st: 5-11	45.5%	2nd: 3-8	37.5%	Game: 42.1%								
FT%	1st: 1-1	100.0%	2nd: 12-15	80.0%	Game: 81.3%								

Score by Periods.....	1st	2nd	Total
Georgia State	38	39	77
Mercer	36	47	83
Officials: Tony Dawkins, Adam Flore, Errol Lewis			Attendance: 901

Game 8: Dec. 6, 2021, 7 p.m. (ESPN+)

GEORGIA STATE 80, VOOHEES 51

GSU Sports Arena • Atlanta, Ga.

Senior Corey Allen just missed the second triple-double in Georgia State men's basketball history as the Panthers cruised to an 80-51 win over Voorhees College on Monday night at the GSU Sports Arena.

Allen finished with 11 points, tied a career-high with 13 rebounds, and dished out a career-high eight assists as Georgia State (5-3) won for the seventh-straight time at home dating back to last season.

Five Panthers finished in double figures led by Jalen Thomas who just missed a double-double with 12 points and eight rebounds.

Senior Justin Roberts added 11 points while Evan Johnson and JaHeim Hudson came off the bench to score 10 points each.

Senior Kane Williams added nine points, four rebounds, and four assists, while establishing a new record with his 88th win in a Georgia State uniform, surpassing the record of 87 set by Ryann Green and Chris Clerkley.

Voorhees College (2-8) was led by Joel Davis who scored 12 points and grabbed six rebounds as the lone scorer in double figures.

Georgia State jumped out to a quick 12-0 lead as Allen knocked down a pair of 3-pointers causing Voorhees to call a pair of timeouts in the first four minutes as the Tigers missed their first seven shots.

The Panthers led by as many as 19, 37-18, before half-time, doubling up the Tigers 20-10 on points in the paint and knocking down seven 3-pointers.

Georgia State got hot midway thru the second half knocking down five of six shots to take a 62-42 lead with 10:19 to play.

The Tigers would get no closer than 19 points as Georgia State used a late 10-0 run capped by a Thomas jumper to take a 76-47 lead with just 4:25 to play.

Georgia State forced Voorhees into 24 turnovers which led to 21 Panther points. GSU outrebounded the Tigers 52-32.

VOORHEES COLLEGE 51 (2-8)

Player	FG	3P	FT	O	D	Reb	PF	TP	A	TO	Stl	Blk	Min
Rosario, g.....	2-8	0-1	2-2	0	3	3	1	6	1	0	0	0	22
Williamsonbey, g.....	0-4	0-1	0-0	1	2	3	1	0	0	3	1	0	15
Davis, g.....	5-11	2-3	0-0	2	4	6	1	12	3	0	0	0	26
Bule, g.....	3-8	0-1	0-0	0	2	2	1	6	1	2	0	0	21
Joseph, g.....	0-0	0-0	0-0	0	0	0	2	0	0	2	0	0	7
Cuffee.....	0-4	0-2	0-0	0	0	0	0	0	0	1	2	0	9
Blue.....	3-6	2-3	0-0	0	0	0	0	8	1	0	1	0	14
Fleeton.....	0-0	0-0	1-2	0	2	2	0	1	1	0	2	0	11
Spells.....	2-3	0-0	0-2	2	1	3	2	4	0	1	1	2	15
Ford.....	3-5	1-2	0-0	0	4	4	3	7	1	7	0	1	17
Windom.....	1-2	1-2	0-0	0	2	2	2	3	1	0	0	0	11
White.....	1-2	0-0	0-0	0	1	1	0	2	1	0	0	0	5
McCart.....	0-0	0-0	0-0	0	0	0	0	2	0	0	0	1	5
Murray.....	0-0	0-0	0-0	0	2	2	0	0	0	1	0	1	3
Totals.....	21-56	6-15	3-6	7	25	32	16	51	10	24	8	4	200
FG%	1st: 11-31	35.5%	2nd: 10-25	40.0%	Game: 37.5%								
3FG%	1st: 5-10	50.0%	2nd: 1-5	20.0%	Game: 40.0%								
FT%	1st: 1-2	50.0%	2nd: 2-4	50.0%	Game: 50.0%								

GEORGIA STATE 80 (5-3)

Player	FG	3P	FT	O	D	Reb	PF	TP	A	TO	Stl	Blk	Min
Thomas, c.....	6-10	0-0	0-0	2	6	8	2	12	3	2	0	1	19
Roberts, g.....	4-13	1-6	2-2	3	1	4	0	11	3	0	0	0	19
Phillips, g.....	2-5	1-3	0-0	1	0	1	0	5	0	1	1	0	14
Allen, g.....	4-13	3-8	0-0	2	11	13	0	11	8	3	3	1	26
Williams, g.....	4-5	1-2	0-0	1	3	4	2	9	4	2	1	0	24
Clyce.....	1-4	0-0	0-0	3	2	5	0	2	1	2	1	1	20
Johnson.....	4-6	2-3	0-0	1	0	1	1	10	1	1	0	0	22
Rawls.....	1-3	0-1	0-0	0	1	1	0	2	4	1	1	0	12
Scott.....	1-2	0-0	0-5	1	6	1	1	2	0	0	0	1	8
Brooks.....	1-1	0-0	0-0	0	0	0	0	2	0	1	1	0	8
Ma.....	0-3	0-3	0-0	0	0	0	0	0	1	0	0	0	6
Hudson.....	5-8	0-0	0-0	3	1	4	1	10	0	0	0	0	15
Moore.....	1-4	0-2	2-3	0	2	2	0	4	0	1	1	0	6
Stubbs.....	0-1	0-1	0-0	1	0	1	0	0	0	0	1	0	3
Totals.....	34-78	8-29	4-10	23	29	52	7	80	25	14	10	4	200
FG%	1st: 18-41	43.9%	2nd: 16-37	43.2%	Game: 43.6%								
3FG%	1st: 7-20	35.0%	2nd: 1-9	11.1%	Game: 27.6%								
FT%	1st: 0-2	0.0%	2nd: 4-8	50.0%	Game: 40.0%								

Score by Periods.....	1st	2nd	Total
Voorhees College	28	23	51
Georgia State	43	37	80
Officials: Bryon Jarrett, Michael Swoboda, Chase Shaw			Attendance: 913

Game 9: Dec. 14, 2021, 8 p.m. (SECN+)

MISSISSIPPI STATE 79, GEORGIA STATE 50

Humphrey Coliseum • Starkville, Miss.

Georgia State was held to just 32.8 percent shooting as Mississippi State earned a 79-50 win over the Panthers on Tuesday night at Humphrey Coliseum.

Georgia State (5-4) saw its two-game winning streak against SEC opponents snapped. Senior Corey Allen led the Panthers with 13 points and five rebounds.

Mississippi State (7-3) snapped a two-game losing streak as Iverson Molinar scored 18 points and Derek Fountain just missed a double-double with 10 points and nine rebounds.

Along with controlling the boards with a 41-27 advantage, Mississippi State went 26-of-30 from the free throw line, while the Panthers managed to go just 4-of-10.

Nelson Phillips added nine points and four rebounds for Georgia State, while Kane Williams scored seven.

D.J. Jeffries added 15 points for Mississippi State which went 5-of-10 from 3-point range and shot 54.5 percent from the floor.

Phillips knocked down back-to-back 3-pointers early in the game giving the Panthers an 6-4 lead just two minutes into the game. Unfortunately, GSU did not hit another 3-pointer the remainder of the half, missing its next nine shots from beyond the arc.

The Bulldogs used an 8-0 run to take a 14-8 lead with 14:27 to play in the first half and pushed the lead to 19-12 as Georgia State went more than five minutes without a field goal.

A 3-pointer by Jeffries increased the Bulldogs lead to 32-18 with 4:09 to play before Mississippi State went into the locker room with a 43-22 lead.

Capped by a 3-pointer from Allen, Georgia State used an early 8-0 run in the second half to cut the Bulldogs lead to 45-30 with 16:33 to play.

Mississippi State quickly responded with an 11-0 run of its own and pushed the lead to 58-33 with 11:15 remaining.

Georgia State would get no closer than 24 points with just over five minutes to play.

Jamall Clyde came off the bench to score six points and grab four rebounds for the Panthers which went just 6-of-23 from long range.

GEORGIA STATE 50 (5-4)

Player	FG	3P	FT	O	D	Reb	PF	TP	A	TO	Stl	Blk	Min
Hudson, f.....	2-4	1-3	0-0	1	2	3	4	5	1	1	0	1	22
Thomas, c.....	2-7	0-1	0-0	1	4	5	3	4	0	0	2	1	25
Phillips, g.....	3-6	3-4	0-0	1	3	4	1	9	1	1	2	0	26
Allen, g.....	5-13	2-7	1-6	2	3	5	3	13	1	1	2	0	24
Williams, g.....	3-13	0-4	1-2	2	1	3	2	7	5	1	0	0	29
Clyce.....	2-4	0-0	2-2	1	3	4	2	6	0	1	1	0	23
Roberts.....	1-6	0-2	0-0	0	1	1	0	2	0	2	0	0	18
Rawls.....	0-2	0-1	0-0	0	0	0	1	0	0	1	0	0	11
Scott.....	2-4	0-0	0-0	1	0	1	2	4	0	1	0	0	9
Johnson.....	0-2	0-1	0-0	0	0	0	1	0	1	0	0	0	6
Ma.....	0-0	0-0	0-0	0	0	0	0	0	0	0	0	0	2
Brooks.....	0-0	0-0	0-0	0	0	0	0	0	0	0	0	0	2
Moore.....	0-0	0-0	0-0	0	0	0	0	0	0	0	0	0	2
Stubbs.....	0-0	0-0	0-0	0	0	0	0	0	0	0	0	0	1
Totals.....	20-61	6-23	4-10	10	17	27	19	50	9	11	7	2	200
FG%	1st: 8-30	26.7%	2nd: 12-31	38.7%	Game: 32.8%								
3FG%	1st: 2-11	18.2%	2nd: 4-12	33.3%	Game: 26.1%								
FT%	1st: 4-7	57.1%	2nd: 0-3	0.0%	Game: 40.0%								

MISSISSIPPI STATE 79 (7-3)

Player	FG	3P	FT	O	D	Reb	PF	TP	A	To	Stl	Blk	Min
Brooks, f.....	1-6	0-0	2-2	1	5	6	2	4	1	3	0	1	28
Jeffries, f.....	5-12	2-4	3-3	1	3	4	1	15	1	4	0	1	23
Fountain, f.....	3-3	1-1	3-5	0	9	9	2	10	3	0	3	0	33
Molinar, g.....	5-6	1-2	7-7	0	1	1	2	18	4	1	0	0	28
Moore, g.....	3-6	1-2	2-2	1	5	6	1	9	4	1	1	1	22
Davis.....	1-4	0-0	4-5	2	1	3	3	6	0	3	0	0	17
Carter.....	2-3	0-1	3-4	0	0	0	0	7	3	0	1	1	13
Garcia.....	2-2	0-0	0-0	0	8	8	2	4	4	1	1	0	17
Watts.....	1-1	0-0	0-0	0	0	0	1	2	1	0	0	0	13
Rumph.....	0-0	0-0	0-0	0	0	0	0	2	0	0	0	0	2
Brumfield.....	0-0	0-0	2-2	0	0	0	0	2	0	0	0	0	2
Stansbury.....	1-1	0-0	0-0	0	0	0	0	2	0	0	0	0	2
Totals.....	24-44	5-10	26-30	6	35	41	14	79	21	13	5	6	200
FG%	1st: 15-26	57.7%	2nd: 9-18	50.0%	Game: 54.5%								
3FG%	1st: 3-5	60.0%	2nd: 2-5	40.0%	Game: 50.0%								
FT%	1st: 10-11	90.9%	2nd: 16-19	84.2%	Game: 86.7%								

Georgia State Men's Basketball Notes (page 29)

Game 10: Dec. 18, 2021, 6 p.m. (ESPN+)

GEORGIA STATE 92, TOCCOA FALLS 44

GSU Sports Arena • Atlanta, Ga.

Senior Corey Allen knocked down seven 3-pointers, junior Jalen Thomas recorded his first career double-double, and the Georgia State men's basketball team cruised to a 92-44 win over Toccoa Falls on Saturday night at the GSU Sports Arena.

Allen went 7-of-8 from 3-point range and finished the night with 23 points, while Thomas scored 11 points and grabbed 12 rebounds as Georgia State (6-4) won its final non-conference game in the GSU Sports Arena.

The Panthers finished the game going 16-of-31 from 3-point range. The 16 3-pointers are tied for the fourth-most in a single game in Georgia State history. The Panthers also knocked down 16 3-pointers against Toccoa Falls last season. GSU finished the game shooting 55.0 from the floor while outrebounding the Screaming Eagles 46-22.

Nelson Phillips tied a career high with 20 points going 7-of-12 from the floor with four 3-pointers. Despite being held scoreless, Kane Williams dished out eight of GSU's 23 assists.

Toccoa Falls (9-8) was led by Lance Smith who scored 15 points but was responsible for eight of Toccoa Falls' 19 turnovers.

Georgia State quickly rushed out to an 11-0 lead in the first two minutes as Allen knocked down three 3-pointers before the Screaming Eagles got on the board.

The Panthers hit their first six shots of the game and remained hot throughout the half shooting 62.1 percent in the opening 20 minutes including 10-of-17 from long range.

A late 13-0 run gave GSU a 44-16 lead with 2:30 to play in the half. Georgia State went into the locker room leading 47-21 as Allen had 18 points going 6-of-6 from 3-point range.

Georgia State continued to push the pace in the second half while holding Toccoa Falls without a field goal for seven minutes to take a 66-29 lead with just under 12 minutes to play.

The Panthers pushed the lead to as many as 48 with 1:50 to play as Georgia State shot 48.4 percent from the field in the final 20 minutes.

Freshman Ja'Heim Hudson added eight rebounds, while senior Justin Roberts came off the bench to score 10 points and grab five rebounds. Kaleb Scott added nine points off the bench while Evan Johnson scored eight.

TOCCOA FALLS 44 (9-8)

Player	FG	3P	FT	O	D	Reb	PF	TP	A	TO	Stl	Blk	Min
Smith, g	7-16	0-1	1-2	1	0	1	4	15	4	8	2	0	32
Mitchell, g	0-3	0-0	3-4	0	2	2	1	3	0	2	1	0	17
Godfrey, g	0-4	0-0	0-0	1	1	2	0	0	0	1	1	0	17
Hartenburg, g	1-3	0-0	3-4	1	3	4	3	5	0	2	1	0	24
Coldwell, g	2-9	2-7	1-2	0	0	0	1	7	0	0	2	0	25
Comer	1-3	0-2	0-0	0	3	3	1	2	0	0	1	0	16
Ware	2-3	2-3	0-0	0	2	2	0	6	2	2	1	0	22
Sanders	0-5	0-0	2-2	4	1	5	0	2	0	0	0	1	18
Gillsdorf	0-1	0-1	0-0	0	0	0	1	0	0	1	0	0	8
McKenzie	0-0	0-0	0-0	0	1	1	1	0	0	0	0	0	9
Thompson	2-3	0-1	0-0	0	0	0	0	4	0	0	0	0	5
Rivers	0-1	0-1	0-0	0	0	0	0	0	0	0	0	0	2
Osby-Brown	0-0	0-0	0-0	0	1	1	0	0	0	1	0	0	2
St. Rose	0-0	0-0	0-0	0	0	0	1	0	0	0	0	0	2
Totals	15-51	4-16	10-14	7	15	22	13	44	6	19	9	1	44

FG%	1st:	8-25	32.0%	2nd:	7-26	26.9%	Game:	29.4%
3FG%	1st:	2-6	33.3%	2nd:	2-10	20.0%	Game:	25.0%
FT%	1st:	3-5	60.0%	2nd:	7-9	77.8%	Game:	71.4%

GEORGIA STATE 92 (6-4)

Player	FG	3P	FT	O	D	Reb	PF	TP	A	TO	Stl	Blk	Min
Hudson, f	1-3	0-0	2-2	3	5	8	0	4	1	1	1	2	18
Thomas, c	5-8	0-0	1-2	7	5	12	2	11	1	3	2	4	27
Phillips, g	7-12	4-8	2-2	3	0	3	1	20	2	0	2	1	26
Allen, g	8-9	7-8	0-0	0	4	4	1	23	4	2	5	0	25
Williams, g	0-4	0-3	0-0	0	1	1	3	0	8	2	1	0	19
Brooks	2-3	0-0	0-0	1	1	2	0	4	1	0	0	0	13
Scott	3-4	0-0	3-4	1	3	4	2	9	2	1	1	1	19
Johnson	2-7	2-5	2-3	0	1	1	1	8	1	2	1	0	17
Roberts	4-7	2-4	0-0	1	4	5	1	10	3	4	0	0	24
Moore	1-2	1-2	0-0	0	1	1	0	3	0	1	0	0	4
Ma	0-1	0-1	0-1	0	1	1	0	0	0	0	0	0	5
Stubbs	0-0	0-0	0-0	0	1	1	0	0	0	0	0	0	2
Totals	33-60	16-31	10-14	16	30	46	11	92	23	17	13	8	200

FG%	1st:	18-29	62.1%	2nd:	15-31	48.4%	Game:	55.0%
3FG%	1st:	10-17	58.8%	2nd:	6-14	42.9%	Game:	51.6%
FT%	1st:	1-2	50.0%	2nd:	9-12	75.0%	Game:	71.4%

Score by Periods	1st	2nd	Total
Toccoa Falls	21	23	44
Georgia State	47	45	92
Officials: Bharat Ramnanan, Chris Merlo, Erroll Lewis	Attendance: 846		

Game 11: Dec. 21, 2021, 9 p.m. (Bally Sports SE)

GEORGIA TECH 72, GEORGIA STATE 62 (OT)

McCamish Pavilion • Atlanta, Ga.

Georgia State overcame a 15-point first half deficit and had a shot to win at the end of regulation before falling to Georgia Tech 72-62 in overtime on Tuesday night at McCamish Pavilion.

Senior Corey Allen led Georgia State (6-5) with 15 points, but his 3-pointer at the buzzer in regulation was just off the mark. In overtime, Georgia Tech (6-5) scored the first nine points which proved too much for the Panthers to overcome. It marked the second-straight year the game between the two in-city foes went to overtime.

Georgia State was held to just 28.8 percent shooting from the floor but overcame that by forcing Georgia Tech into 23 turnovers which led to 18 Panther points.

Jordan Usher finished with a double-double of 30 points and 11 rebounds for Georgia Tech, while Kyle Sturdivant came off the bench to score 12 points.

Senior Kane Williams added 13 points for Georgia State, while redshirt-sophomore Nelson Phillips added 11. Junior Jalen Thomas just missed a second-straight double-double with eight points and eight rebounds.

Georgia Tech raced out to an early 19-11 lead while holding the Panthers scoreless for more than five minutes.

The Yellow Jacket lead reached as many as 15, 35-20, with 3:48 remaining, before Georgia State held Tech without a field goal the final 2:34 of the half. Over that same time, the Panthers used an 8-0 run capped by an Allen 3-pointer at the halftime buzzer to go into the locker room trailing 40-33 despite shooting just 33.3 percent.

Phillips took over the game early in the second half for the Panthers. The redshirt-junior's 3-pointer with 18:53 to play cut Georgia Tech's lead to 42-36.

Just minutes later, Phillips put-back dunk cut the Yellow Jacket lead to 44-42 with 12:33 remaining.

A corner jumper by Allen with 10:50 to play gave Georgia State its first lead of the game, 47-46. It was part of a 10-0 run that gave the Panthers a 52-46 lead with just under eight minutes to play. During the run the Yellow Jackets were held scoreless for nearly five minutes.

Tech rallied getting as close as one point twice with under two minutes to play before Usher knocked down two free throws with 10.4 seconds remaining.

In overtime the Yellow Jackets scored the first nine points, including seven by Usher, and Georgia State was never able to recover.

Georgia State went 15-of-19 from the floor but went just 7-of-

GEORGIA STATE 62 (6-5)

Player	FG	3P	FT	O	D	Reb	PF	TP	A	TO	Stl	Blk	Min
Hudson, f	4-5	0-0	0-0	3	3	6	5	8	0	1	2	0	29
Thomas, c	3-14	0-0	2-3	3	5	8	3	8	1	1	3	4	32
Phillips, g	4-8	2-5	1-3	1	2	3	5	11	1	0	1	0	35
Allen, g	5-17	4-11	1-2	0	5	5	2	15	2	5	2	0	39
Williams, g	2-11	0-1	9-9	1	1	2	2	13	3	2	1	1	38
Roberts	0-7	0-1	2-2	0	2	2	2	2	0	2	0	0	23
Clyce	1-2	0-0	0-0	1	2	3	0	2	0	0	0	0	11
Johnson	1-7	1-4	0-0	0	0	0	1	3	4	0	3	0	17
Scott	0-0	0-0	0-0	0	0	0	0	0	0	0	0	0	1
Totals	20-71	7-22	15-19	12	21	33	20	62	11	11	12	5	200

FG%	1st:	11-33	33.3%	2nd:	8-31	25.8%	OT:	1-7	14.3%	Game:	28.2%
3FG%	1st:	4-10	40.0%	2nd:	3-10	30.0%	OT:	0-2	0.0%	Game:	31.8%
FT%	1st:	7-7	100.0%	2nd:	7-10	70.0%	OT:	1-2	50.0%	Game:	78.9%

GEORGIA TECH 72 (6-5)

Player	FG	3P	FT	O	D	Reb	PF	TP	A	TO	Stl	Blk	Min
Usher, f	8-14	5-6	9-10	2	9	11	3	30	0	1	3	0	39
Moore, f	3-7	0-0	5-6	3	3	6	1	11	2	1	0	0	33
Howard, g	0-0	0-0	0-0	1	1	2	0	0	1	2	0	0	8
Devoe, g	2-11	1-8	3-6	1	5	6	5	8	3	5	1	1	30
Smith, g	2-5	0-0	0-0	0	3	3	2	4	2	6	1	0	21
Gigberia	1-1	0-0	0-0	0	3	3	1	2	0	3	0	2	14
Sturdivant	4-9	2-4	2-2	1	6	7	3	12	1	1	1	0	28
Kelly	1-5	1-3	0-0	1	2	3	0	3	0	3	0	0	26
Meka	0-2	0-0	0-0	1	6	7	4	0	2	1	0	2	21
Maxwell	1-2	0-1	0-0	1	0	1	0	2	0	0	0	0	4
Totals	22-56	9-22	19-24	12	39	51	19	72	11	23	6	5	200

FG%	1st:	14-26	53.8%	2nd:	6-25	24.0%	OT:	2-5	40.0%	Game:	39.3%
3FG%	1st:	6-12	50.0%	2nd:	1-8	12.5%	OT:	2-2	100.0%	Game:	40.9%
FT%	1st:	6-8	75.0%	2nd:	6-8	75.0%	OT:	7-8	87.5%	Game:	79.2%

Score by Periods	1st	2nd	OT	Total
Georgia State	33	26	3	62
Georgia Tech	40	19	13	72
Officials: Ron Groover, Mike Roberts, Chuck Jones	Attendance: 4,228			



2021-22 Georgia St. Men's Basketball Combined Team Statistics All games

Page 1/1
as of Dec 22, 2021

Game Records

Record	Overall	Home	Away	Neutral
ALL GAMES	6-5	4-0	1-5	1-0
CONFERENCE	0-0	0-0	0-0	0-0
NON-CONFERENCE	6-5	4-0	1-5	1-0

Score by Periods

Team	1st	2nd	OT	TOT
Georgia St.	422	389	18	829
Opponents	366	357	20	743

Team Box Score

No.	Player				Total		3-Point		F-Throw		Rebounds												
		GP-GS	MIN	AVG	FG-FGA	FG%	3FG-3FGA	3FG%	FT-FTA	FT%	OFF	DEF	TOT	AVG	PF	DQ	A	TO	BLK	STL	PTS	AVG	
11	ALLEN, Corey	8-8	221:44	27.7	46-111	.414	27-63	.429	8-14	.571	8	32	40	5.0	12	0	24	15	1	16	127	15.9	
2	ROBERTS, Justin	10-6	246:01	24.6	46-100	.460	18-42	.429	22-30	.733	8	24	32	3.2	11	0	16	21	0	12	132	13.2	
12	WILLIAMS, Kane	11-11	328:40	29.9	41-105	.390	8-29	.276	50-64	.781	8	43	51	4.6	22	0	50	27	3	18	140	12.7	
10	PHILLIPS, Nelson	10-7	254:49	25.5	40-78	.513	20-44	.455	6-9	.667	16	22	38	3.8	15	1	10	7	6	19	106	10.6	
0	JOHNSON, Evan	11-1	213:13	19.4	23-71	.324	16-44	.364	10-16	.625	3	8	11	1.0	16	0	19	10	0	10	72	6.5	
25	THOMAS, Jalen	10-10	235:39	23.6	29-70	.414	1-2	.500	6-8	.750	31	39	70	7.0	28	1	10	16	19	12	65	6.5	
15	HUDSON, Ja'Heim	9-8	193:19	21.5	22-39	.564	2-7	.286	10-14	.714	24	27	51	5.7	18	1	4	8	11	5	56	6.2	
4	RAWLS, Jordan	9-2	177:10	19.7	15-48	.313	4-21	.190	13-17	.765	3	13	16	1.8	5	0	20	16	0	4	47	5.2	
33	CLYCE, Jamall	10-0	129:10	12.9	9-22	.409	1-3	.333	6-9	.667	6	17	23	2.3	19	1	1	3	3	4	25	2.5	
30	SCOTT, Kaleb	10-1	87:52	8.8	9-16	.563	0-0	.000	7-16	.438	12	9	21	2.1	20	1	3	6	4	3	25	2.5	
24	MOORE, Collin	3-0	11:09	3.7	2-6	.333	1-4	.250	2-3	.667	0	3	3	1.0	0	0	0	2	0	1	7	2.3	
14	MA, Chien-Hao	7-0	49:21	7.1	6-13	.462	4-11	.364	0-2	.000	1	5	6	0.9	2	0	1	2	0	0	16	2.3	
21	BROOKS, Kalik	10-1	86:51	8.7	5-11	.455	1-1	1.000	0-0	.000	5	9	14	1.4	5	0	1	4	0	2	11	1.1	
20	STUBBS, Danny	5-0	13:16	2.7	0-3	.000	0-3	.000	0-0	.000	1	1	2	0.4	1	0	0	0	0	1	0	0.0	
31	PINA, Zach	1-0	01:47	1.8	0-0	.000	0-0	.000	0-0	.000	0	0	0	0.0	1	0	0	1	0	0	0	0.0	
Team											14	18	32					4					
Total		11	2250		293-693	.423	103-274	.376	140-202	.693	140	270	410	37.3	175	5	159	142	47	107	829	75.4	
Opponents		11	2250		260-606	.429	94-238	.395	129-192	.672	103	290	393	35.7	194	2	164	200	41	78	743	67.5	

Team Statistics

	GSU	OPP
Scoring	829	743
Points per game	75.4	67.5
Scoring margin	+7.8	-
Field goals-att	293-693	260-606
Field goal pct	.423	.429
3 point fg-att	103-274	94-238
3-point FG pct	.376	.395
3-pt FG made per game	9.4	8.5
Free throws-att	140-202	129-192
Free throw pct	.693	.672
F-Throws made per game	12.7	11.7
Rebounds	410	393
Rebounds per game	37.3	35.7
Rebounding margin	+1.5	-
Assists	159	164
Assists per game	14.5	14.9
Turnovers	142	200
Turnovers per game	12.9	18.2
Turnover margin	+5.3	-
Assist/turnover ratio	1.1	0.8
Steals	107	78
Steals per game	9.7	7.1
Blocks	47	41
Blocks per game	4.3	3.7
Winning streak	0	-
Home win streak	4	-
Attendance	4606	23847
Home games-Avg/Game	4-1152	6-3975
Neutral site-Avg/Game	-	1-1570

Team Results

Date	Opponent		Score	Att.
11/09/2021	Brewton-Parker	W	97-37	1839
11/12/2021	Northeastern	W	83-64	1008
11/16/2021	at Richmond	L	78-94	5521
11/20/2021	vs William & Mary	W	77-59	1570
11/21/2021	at High Point	Wot	74-66	3112
11/27/2021	at Rhode Island	L	59-94	4132
12/04/2021	at Mercer	L	77-83	901
12/06/2021	Voorhees	W	80-51	913
12/14/2021	at Mississippi St.	L	50-79	5953
12/18/2021	Toccoa Falls	W	92-44	846
12/21/2021	at Georgia Tech	Lot	62-72	4228

NCAA Statistics

Georgia St. - 2021-22 Men's Basketball Ranking Summary thru games 01/04/2022

Statistic	National Rank	Conference Rank	Value	National Leader	Value	Conference Leader	Value
3-pt Field Goal Attempts (350 ranked)	209	7	274	Eastern Ky.	531	App State	395
Assist Turnover Ratio (350 ranked)	124	5	1.12	Northwestern	2.09	ULM	1.40
Assists Per Game (350 ranked)	113	5	14.5	Arizona	21.8	ULM	17.2
Blocked Shots Per Game (349 ranked)	78	6	4.3	Auburn	8.2	UT Arlington	5.5
Defensive Rebounds per Game (350 ranked)	257	10	24.55	Gonzaga	31.23	Coastal Carolina	28.64
Fewest Fouls (350 ranked)	33	1	175	New Hampshire	116	Georgia St.	175
Fewest Turnovers (349 ranked)	52	1	142	New Hampshire	71	Georgia St.	142
Field-Goal Percentage (350 ranked)	269	10	42.3	Gonzaga	52.1	Ga. Southern	49.2
Field-Goal Percentage Defense (350 ranked)	214	10	42.9	LSU	34.7	Coastal Carolina	37.3
Free Throw Attempts (350 ranked)	236	10	202	Lipscomb	349	Troy	277
Free Throws Made (350 ranked)	247	11	140	Lipscomb	258	Arkansas St.	195
Free-Throw Percentage (350 ranked)	206	5	69.3	Portland	81.4	Texas St.	76.3
Offensive Rebounds Per Game (350 ranked)	41	3	12.73	TCU	15.91	Coastal Carolina	13.50
Personal Fouls Per Game (350 ranked)	138	4	15.9	Charlotte	12.8	App State	13.1
Rebound Margin (350 ranked)	182	9	1.5	Kentucky	15.7	Coastal Carolina	9.4
Scoring Defense (350 ranked)	160	8	67.5	Texas	52.3	Ga. Southern	62.2
Scoring Margin (350 ranked)	115	5	7.8	Arizona	24.8	Coastal Carolina	14.0
Scoring Offense (350 ranked)	111	4	75.4	Arizona	89.9	ULM	78.6
Steals Per Game (350 ranked)	24	1	9.7	Abilene Christian	12.5	Georgia St.	9.7
Three Pt FG Defense (350 ranked)	347	12	39.5	VCU	23.8	Louisiana	27.2
Three-Point Field Goals Per Game (350 ranked)	49	1	9.4	Oral Roberts	12.8	Georgia St.	9.4
Three-Point Field-Goal Percentage (350 ranked)	34	1	37.6	South Dakota St.	44.0	Georgia St.	37.6
Total 3-point FGM (349 ranked)	140	5	103	Oral Roberts	192	App State	121
Total Assists (350 ranked)	226	10	159	Arizona	284	ULM	241
Total Blocks (350 ranked)	124	8	47	Auburn	106	South Alabama	72
Total Rebounds (350 ranked)	270	12	410	Kentucky	622	Coastal Carolina	590
Total Rebounds Per Game (350 ranked)	119	5	37.27	Kentucky	44.43	Coastal Carolina	42.14
Total Steals (350 ranked)	70	6	107	UAB	175	Troy	137
Turnover Margin (348 ranked)	17	1	5.3	Abilene Christian	10.7	Georgia St.	5.3
Turnovers Forced (350 ranked)	15	1	18.18	Abilene Christian	23.54	Georgia St.	18.18
Turnovers Per Game (350 ranked)	157	4	12.9	New Hampshire	7.9	App State	10.1
Won-Lost Percentage (349 ranked)	186	8	54.5	Baylor	100.0	Arkansas St.	76.9
				Southern California	100.0		
				Colorado St.	100.0		

Statistic	Player	National Rank	Conference Rank	Value	National Leader	Value	Conference Leader	Value
3-pt Field Goal Attempts (344 ranked)					Darius McGhee, Liberty	165	Adrian Delph, App State	107
Assist Turnover Ratio (348 ranked)	Kane Williams	152	5	1.85	Isaiah Stevens, Colorado St.	5.00	Rudi Williams, Coastal Carolina	2.83
Assists Per Game (349 ranked)	Kane Williams	75	3	4.5	Yuri Collins, Saint Louis Jalen Moore, Oakland	7.9 7.9	Ebrima Dibba, Coastal Carolina	6.5
Blocked Shots Per Game (349 ranked)	Jalen Thomas Ja'Heim Hudson	55 160	3 5	1.90 1.22	Jamarion Sharp, Western Ky.	4.93	Kaodirichi Akobundu-Ehiogu, UT Arlington	3.15
Defensive Rebounds per Game (342 ranked)					Fardaws Aimaq, Utah Valley	10.36	Norchad Omier, Arkansas St.	6.62
Double Doubles (285 ranked)	Kane Williams Jalen Thomas Ja'Heim Hudson Corey Allen	285 285 285 285	7 7 7 7	1 1 1 1	Fardaws Aimaq, Utah Valley	12	Essam Mostafa, Coastal Carolina Norchad Omier, Arkansas St.	8 8
Field-Goal Percentage (327 ranked)					Ryan Kalkbrenner, Creighton	71.9	Norchad Omier, Arkansas St.	67.2
Free Throw Attempts (340 ranked)	Kane Williams	83	4	64	Aljami Durham, Providence	104	Essam Mostafa, Coastal Carolina	92
Free Throws Made (316 ranked)	Kane Williams	78	4	50	Kendric Davis, SMU	88	David Azore, UT Arlington	61
Free-Throw Percentage (350 ranked)	Kane Williams	199	5	78.1	Alfonso Plummer, Illinois	97.6	Marquis Eaton, Arkansas St.	94.4
Minutes Per Game (350 ranked)					Antoine Davis, Detroit Mercy	38:35	Adrian Delph, App State	33:04
Offensive Rebounds Per Game (347 ranked)	Jalen Thomas Ja'Heim Hudson	35 112	4 7	3.10 2.67	Oscar Tshiebwe, Kentucky	5.57	Essam Mostafa, Coastal Carolina	4.07
Points Per Game (349 ranked)					Keegan Murray, Iowa	24.5	Charles Manning, Jr., South Alabama	17.9
Rebounds Per Game (348 ranked)	Jalen Thomas	172	4	7.0	Oscar Tshiebwe, Kentucky	15.1	Norchad Omier, Arkansas St.	10.4
Steals Per Game (335 ranked)	Nelson Phillips Kane Williams	87 176	3 5	1.90 1.64	Jacob Gilyard, Richmond	3.47	Desi Sills, Arkansas St.	2.15
Three-Point Field Goals Per Game (349 ranked)	Nelson Phillips	264	6	2.00	Antoine Davis, Detroit Mercy	4.45	Adrian Delph, App State	2.93
Three-Point Field-Goal Percentage (125 ranked)					Keller Boothby, Cornell	55.9	Kentrell Garnett, Louisiana	53.1
Total 3-point FGM (345 ranked)	Corey Allen	217	7	27	Darius McGhee, Liberty	63	Adrian Delph, App State	44
Total Assists (341 ranked)	Kane Williams	144	8	50	Yuri Collins, Saint Louis Jalen Moore, Oakland	103 103	Ebrima Dibba, Coastal Carolina	84
Total Blocks (333 ranked)	Jalen Thomas Ja'Heim Hudson	88 282	3 12	19 11	Jamarion Sharp, Western Ky.	69	Kaodirichi Akobundu-Ehiogu, UT Arlington	41
Total Field Goal Attempts (349 ranked)					Darius McGhee, Liberty	260	Adrian Delph, App State	196
Total Field Goals Made (333 ranked)					Keegan Murray, Iowa	122	Essam Mostafa, Coastal Carolina	85
Total Minutes (350 ranked)					Jacob Gilyard, Richmond	561:03	Adrian Delph, App State	496:01
Total Points (350 ranked)					Darius McGhee, Liberty	344	Adrian Delph, App State	240
Total Rebounds (338 ranked)					Oscar Tshiebwe, Kentucky	211	Essam Mostafa, Coastal Carolina	141
Total Steals (343 ranked)	Nelson Phillips Kane Williams	228 284	11 14	19 18	Jacob Gilyard, Richmond	52	Elijah Gonzales, ULM	30
Triple Doubles (1 ranked)					9 players tied	1		