UT ARLINGTON MEN'S BASKETBALL

2021-22 INFOGRAPHIC GAME NOTES

Associate AD for Communications: Jason MacBain | Cell: 315.750.0236 | Email: jason.macbain@uta.edu | Twitter: @JaBain

SCHEDULE / RESULTS

8-10	4-3	6-2	2-8	0-0
OVERALL	SUN BELT	HOME	AWAY	NEUTRAL

NOVEMBER (2-5)		CST / RESULT
9	@ RV Oklahoma State ESPN+	L, 88-45
13	MARY HARDIN-BAYLOR ESPN+	W, 104-75
16	ABILENE CHRISTIAN ESPN+	L, 80-71 (OT)
18	@ North Texas	L, 64-36
20	@ San Diego State	L, 68-62
27	@ RV Utah State	L, 80-61
29	@ UC Santa Barbara	W, 70-62
DECEMBER (3-2)		
7	NEVADA (COVID PROTOCOL W/ NEVADA)	CANCELED
11	LAMAR ESPN+	W, 56-47
16	@ Oral Roberts	L, 71-62
19	@ RV Oklahoma BALLY SPORTS OKLAHOMA	L, 70-50
22	HOWARD PAYNE ESPN+	W, 95-46
30	SOUTH ALABAMA* ESPN+	W, 89-87 (OT)
JANUARY (3-3)		
1	TROY* ESPN+	W, 62-57
6	@ Georgia State* ESPN+	W, 70-63
8	@ Georgia Southern* ESPN+	L, 74-73 (OT)
13	LOUISIANA* ESPN+	W, 83-73
15	ULM* ESPN+	L, 62-55 (OT)
20	@ Arkansas State* ESPN+	L, 75-70
22	@ Little Rock* ESPN+	2 PM
27	TEXAS STATE* ESPN+	7 PM
29	@ Texas State* ESPN+	4 PM
FEBRUARY (0-0)		
3	COASTAL CAROLINA* ESPN+	7 PM
5	APP STATE* ESPN+	5 PM
10	@ ULM* ESPN+	6:30 PM
12	@ Louisiana* ESPN+	2 PM
17	LITTLE ROCK* ESPN+	7 PM
19	ARKANSAS STATE* ESPN+	2 PM
23	@ Troy* ESPN+	6 PM
25	@ South Alabama* ESPN+	7 PM
MARCH (0-0)		
3	Sun Belt Tournament First Round ESPN+	TBA
5	Sun Belt Tournament Quarterfinals ESPN+	TBA
6	Sun Belt Tournament Semifinals ESPN+	5 / 7:30 PM
7	Sun Belt Tournament Final ESPN / ESPN2	6 PM

All Times Subject To Change
** Denotes Sun Belt Conference Opponent*
Sun Belt Tournament: Pensacola Bay Center | Pensacola, FL

UT ARLINGTON (8-10, 4-3) @ LITTLE ROCK (6-9, 1-2)

Little Rock, AR | Jack Stephens Center (5,600)
Video: ESPN+ | Tyler Cass | Patrick Newton
Radio: KTNO 620 AM | The Varsity Network | Josh Sours
Series History: Little Rock Leads, 9-8 (More Info: Page 2)

Greg Young: 176-149 (8-10 @ UTA) | HEAD COACHES | Darrell Walker: 94-73 (48-55 @LR)

THE OPENING TIP(S)

KAO 2ND NATIONALLY CAREER BPG LEADER (3.03)

❖ After starting Sun Belt Conference play 3-0, UTA has dropped three of its last four games. All three of those losses have been by seven points or less, and two came in overtime as the Mavs' 75-70 setback at Arkansas State on Thursday was their first league loss in regulation this year.

❖ **David Azore** notched 18 points at A-State – **the eighth-straight game that he has led UTA in scoring in a game in which he played** (DNP versus Howard Payne (illness) nor against Louisiana or ULM (COVID protocols)). The last time someone other than Azore led UTA in scoring was Pedro Castro with 17 at UC Santa Barbara on Nov. 29.

❖ **Azore leads the Sun Belt with 24.4 point per game in conference action.** He is the only player in the Sun Belt with a 30-point game in league action this year, and he's got two already: 30 versus South Alabama on Dec. 30 and a career-high-tying 33 at Georgia Southern on Jan. 8.

PROBABLE STARTERS

1 JAVON LEVI
5-11 | 163 | G | Grad.
Killeen, TX | UTRGV | Shoemaker HS
6.1 PPG | 4.8 RPG | 4.8 APG

20 NICOLAS ELAME
6-3 | 192 | G | So.
Paris, France | Bella Vista Prep
8.1 PPG | 3.2 RPG | 1.6 APG

4 DAVID AZORE
6-4 | 211 | G | Gr.
Houston, TX | Clear Brook HS
17.3 PPG | 4.3 RPG | .833 FT%

23 PATRICK MWAMBA
6-7 | 201 | F | R-So.
Bukavu, Congo | NBA Academy Africa
10.5 PPG | 4.7 RPG | 1.4 SPG

0 K. AKOBUNDU-EHIOGU
6-9 | 202 | F | R-So.
Lagos, Nigeria | SAGU | Poteet HS
5.6 PPG | 5.3 RPG | 2.7 BPG

TWEETABLES

1) UTA allowed A-State to shoot 60 percent from the floor in the 2nd half on Thursday as the Red Wolves scored 49 points – the most the Mavs have allowed in any half this year (45, 2nd half at Oklahoma State in the season opener).

2) Azore missed UTA's first free throw on Thursday, but after that the Mavs made 12 straight from the charity stripe to end the game (12-13 overall).

3) Kaodirichi Akobundu-Ehiogu – who ranks 2nd nationally among all active players in career blocks per game at 3.03 – needs four blocks to tie Trey Parker for 4th on the program's all-time blocks list. Parker had 113 rejections in 83 games; Kao has 109 in just 36 games.

4) UTA has had halftime leads in each of its last two games (25-24 versus ULM last Saturday, 35-26 at A-State), but lost both games – the only two halftime leads the Mavs have blown all season (7-2 record).

5) UTA is one of only three teams in the Sun Belt to have played all seven of its scheduled league games (App State, ULM).

CLOSING IN ON 1K POINTS

JAVON LEVI | PEDRO CASTRO | DAVID AZORE

Prior to Pedro Castro's season-ending injury, UTA had a distinct possibility this season of having three different players each reach 1,000 career points:

David Azore: 1,131 | Reached At Oklahoma (Dec. 19)
Javon Levi: 1,020 | Reached At Georgia Southern (Jan. 8)
Pedro Castro: 877 | Needs 123

PROGRAM'S 1,000-POINT SCORERS

	PLAYER	YEARS	GMS	POINTS
1.	Willie Brand	1987-91	113	1907
2.	Kevin Hervey	2014-18	115	1783
3.	Erick Neal	2014-18	132	1557
4.	Anthony Vereen	2005-09	122	1477
5.	Steven Thomas	2002-06	115	1411
6.	Paul Renfro	1976-80	107	1380
7.	Derrick Obasohan	2000-04	113	1308
8.	Jeffrey Stewart	1978-82	107	1302
9.	Brandon Long	2005-10	125	1277
10.	LaMarcus Reed	2009-12	115	1245
11.	Bill Washington	1996-00	107	1237
12.	Steven Barber	1999-02	82	1229
13.	Bobby Kenyon	1988-92	97	1228
14.	Jermaine Griffin	2004-08	120	1218
15.	Leonard Wilson	1990-93	85	1208
16.	Kaelon Wilson	2014-18	132	1191
17.	Marquez Haynes	2008-10	60	1174
18.	**DAVID AZORE**	**2018-**	**91**	**1131**
19.	Mack Callier	1999-03	111	1111
20.	Roge'r Guignard	2006-09	91	1105
21.	Ike Mitchell	1983-88	101	1102
22.	Brian Myers	1992-96	110	1084
23.	Brandon Edwards	2010-14	126	1078
24.	Anthony Durham	1993-98	112	1072
25.	Mike Nau	1964-67	65	1052
26.	John Shelton	1965-69	97	1048
27.	Danny Wojciak	1983-87	114	1022
28.	Eddie Stallings	1967-69	49	1007

AZORE PLAYER OF THE WEEK

David Azore earned UTA's first Sun Belt Player of the Week honor in nearly two years on Jan. 4 after averaging 27 points, seven rebounds, shooting 54 percent from the floor and 93 percent from the free throw line.

He is the first Mav to win SBC Player of the Week since Brian Warren on Feb. 4, 2019. Warren was named Co-Player that week, meaning Azore is the first outright winner of the weekly award in the league since Erick Neal on Feb. 26, 2018.

ABOUT THE MATCHUP

LR TROJANS

- Both Little Rock and UTA are in their final seasons as a Sun Belt Conference member. After 31 years, Little Rock will join the Ohio Valley Conference, and after nine seasons UTA will join the Western Athletic Conference. Both moves are effective July 1, 2022.

- Little Rock played just its second game in the 2022 calendar year on Thursday against Texas State (69-59 loss).

SERIES HISTORY -- UTA Trails, 8-9

11.18.07	Little Rock, Ark.	W	68-58
1.4.14	Arlington	L	70-72
2.22.14	Little Rock, Ark.	W	75-71
1.24.15	Little Rock, Ark.	W	75-68
2.28.15	Arlington	W	82-73
1.23.16	Arlington	L	64-91
2.25.16	Little Rock, Ark.	L	60-72
2.13.17	Arlington	W	71-55
1.11.18	Little Rock, Ark.	L	65-77
1.19.19	Arlington	W	82-73
2.14.19	Little Rock, Ark.	L	52-56
1.4.20	Little Rock, Ark.	L	89-92
2.15.20	Arlington	W	76-65
1.1.21	Little Rock, Ark.	L	93-102
1.2.21	Little Rock, Ark.	L	62-75
1.22.21	Arlington	L	59-66
1.23.21	Arlington	W	66-61

CHALLENGING THEMSELVES

UTA played the hardest non-conference schedule of any Sun Belt team (15th-toughest in the nation). The Mavs faced five Quad 1 opponents; no other team in the league faced more than three as UTA was responsible for nearly 25 percent of the Sun Belt's 22 combined Quad 1 games. **In fact, Georgia Southern, Georgia State, Little Rock, Troy and Coastal Carolina have combined for just three Quad 1 games – two fewer than UTA on its own.**

KENPOM NUMBERS

12.4% – Percentage of UTA's opponent shots this season that have been blocked by the Mavs, ranking as the **57th-highest** in the country.

42.1% – Percentage of UTA's total minutes this season which have been played by its bench (non-starters), the **15th-most** of any team in the nation.

56.1 – Percentage of UTA's total points this year that have come from two-point field goals, ranking as the **49th-most** in the nation.

UTA BY THE NUMBERS

2: UTA lost its then-2nd-leading scorer Pedro Castro for the season after he underwent back surgery on Dec. 18 following an injury suffered at Oral Roberts two days prior.

4: UTA committed just four turnovers against Troy on Jan. 1 – tied for the fewest in program history in the last 10 years (Louisiana on Jan. 31, 2020).

5: The victory over Troy is UTA's only one this year when trailing with five minutes remaining (now 1-8; trailed 53-47).

6: Six of UTA's eight wins this year have come when scoring in the 50s, 60s, 70, 80s, 90s or 100s.

7: Kaodirichi Akobundu-Ehiogu recorded his seventh career game of 5+ blocks on Dec. 30 against South Alabama; no other player in program history has more than three such games.

11: UTA has already used 11 different starting lineups in 18 games – tied for the 5th-most combinations of any team in the nation (12: UTEP, Stony Brook, Memphis and Eastern Illinois).

SUN BELT CONFERENCE STANDINGS

Entering Games On Saturday, Jan. 22

SCHOOL	SBC	WIN %	OVERALL	WIN %	STREAK
Troy	4-1	.800	13-5	.722	W3
Arkansas State	3-1	.750	12-4	.750	W2
Texas State	3-1	.750	12-4	.750	W3
App State	5-2	.714	11-9	.550	W3
South Alabama	3-2	.600	13-5	.722	W3
UT Arlington	**4-3**	**.571**	**8-10**	**.444**	**L2**
Louisiana	3-3	.500	8-8	.500	L3
Little Rock	1-2	.333	6-9	.400	L2
Coastal Carolina	2-4	.333	10-8	.556	W1
ULM	2-5	.286	10-9	.526	L1
Georgia Southern	1-4	.200	8-8	.500	L2
Georgia State	0-3	.000	6-8	.429	L4

STOCKPILING WINS

Since joining the Sun Belt eight years ago, only Georgia State (98) and Louisiana (93) have won more league games than UTA (91):

1) Georgia State: 98
2) Louisiana: 93
3) UT Arlington: 91
4) Georgia Southern: 78
5) ULM: 77
Texas State: 77
7) Little Rock: 72
8) South Alabama: 70
9) Arkansas State: 65
10) App State: 58
11) Troy: 52
12) Coastal Carolina: 46

Coastal Joined The League For The 2016-17 Season

Sun Belt games that cannot be played due to COVID-19 will be canceled and considered a no-contest and will not be rescheduled. The minimum threshold required to compete is seven (7) student-athletes (scholarship or non-scholarship), plus one full-time coach. If a team meets that minimum threshold, they are required to play. Teams may choose to play with less than the minimum threshold.

PRESEASON COACHES POLL

1	Georgia State (8)	139
2	Louisiana (2)	125
3	Texas State	110
4	App State (2)	109
5	South Alabama	105
6	Arkansas State	89
7	Coastal Carolina	69
8	Little Rock	46
T-9	**UT Arlington**	**40**
T-9	Troy	40
11	Georgia Southern	39
12	ULM	25

Since joining the Sun Belt Conference in 2013-14, the Mavericks have now been picked to finish 7th or worse (bottom half of the league) four times. In each of the first three occurrences, UTA far exceeded the preseason prognostications:

YEAR	PRE	FINAL	YEAR	PRE	FINAL
2013-14	**7th**	**T-5th**	2017-18	1st	4th
2014-15	4th	5th	**2018-19**	**11th**	**T-2nd**
2015-16	**8th**	**3rd**	2019-20	2nd	7th
2016-17	1st	1st	2020-21	3rd West	3rd West

2021-22 SUN BELT CONFERENCE PRESEASON TEAMS

FIRST TEAM
Justin Forrest, App State
Norchad Omier, Arkansas State (POTY)
Corey Allen, Georgia State
Theo Akwuba, Louisiana
Mason Harrell, Texas State

SECOND TEAM
Marquis Eaton, Arkansas State
Eliel Nsoseme, Georgia State
Kane Williams, Georgia State
David Azore, UT Arlington
Caleb Asberry, Texas State

THIRD TEAM
Nikola Maric, Little Rock
Essam Mostafa, Coastal Carolina
Jordan Brown, Louisiana
Isiah Small, Texas State
Nick Stampley, Troy

AMONG THE SUN BELT CONFERENCE'S BEST

Since 2014-15, UTA's average NET/RPI of 138 is 2nd-best among all Sun Belt teams.

Team	2014-15	2015-16	2016-17	2017-18	2018-19	2019-20	2020-21	Average
1) Georgia State	54	177	106	116	126	134	130	121
2) UT Arlington	**180**	**107**	**40**	**112**	**160**	**129**	**242**	**138**
3) Louisiana	123	145	114	65	194	230	186	151
4) Georgia Southern	111	244	144	143	128	147	262	169
5) Coastal Carolina			174	251	153	188	159	185 *
6) Texas State	233	241	172	247	139	120	154	187
7) ULM	125	104	294	224	145	255	290	205
8) Little Rock	276	42	241	308	237	140	221	210
9) South Alabama	271	240	229	271	236	169	203	231
T-10) Arkansas State	278	284	113	295	252	202	239	237
T-10) Appalachian State	243	262	295	250	215	181	215	237
12) Troy	312	295	150	197	259	274	289	254
Sun Belt Rank (Out Of 32)	19	17	13	20	17	14	18	17

** Based On Five-Year Sun Belt Membership | 2014-18 RPI Formula Was Utilized | 2018-Present NET Formula Is Utilized*

DEPTH ON DISPLAY

UTA tied for the national lead last season by having 13 different players score double-figure points in a game. **So far this year, the Mavs have had 10 different double-figure scorers – tied for the 8th-most in the nation (two teams with 13; five teams with 11).** Below is a list of those players, their respective season highs and how many times they have led UTA in scoring:

David Azore (10)	33
Patrick Mwamba (2)	22
Nicolas Elame (1)	17
Pedro Castro (3)	17
Shemar Wilson (1)	15
Javon Levi	14 (2x)
K. Akobundu-Ehiogu	14
Brandyn Talbot	13
Montez Young Jr. (1)	12
Jack Hoiberg	11

PROGRAM CAREER RECORDS

FREE THROWS MADE

	Player	Years	G	FTM
1.	Anthony Vereen	2005-09	122	476
2.	Steven Thomas	2002-06	115	471
3.	Paul Renfro	1976-80	107	398
4.	**DAVID AZORE**	**2018-**	**91**	**347**
5.	Kevin Hervey	2014-18	115	317
6.	Marquez Haynes	2008-10	60	313
7	LaMarcus Reed	2009-12	115	309
8.	Eddie Stallings	1967-69	49	297

FREE THROW PERCENTAGE

(Min 2 FTM Per Game Played)

	Player	Years	FTM	FTA	PCT
1.	Keith Cornett	1994-95	70	79	.886
2.	Terry George	1966-68	164	196	.837
3.	Jarrett Howell	2003-06	265	317	.836
4.	Dink Ford	1964-66	223	268	.832
5.	Melvin Polk	1979-81	142	174	.816
6.	Brian Warren	2018-20	193	238	.811
7.	Paul Renfro	1976-80	398	494	.806
8.	**DAVID AZORE**	**2018-**	**347**	**434**	**.800**

AFRICAN CHAMPIONSHIP SUMMER

Patrick Mwamba represented his native Democratic Republic of Congo this past summer at the FIBA AfroBasket 2021. Mwamba, who was raised in Bukavu in coastal eastern Congo, earned a spot on the national team to compete in the African Championships which are contested once every four years.

In three games – one win and two losses for Congo all in the Group Stage – Mwamba averaged nine points, four rebounds and 1.3 assists in 27.5 minutes per contest.

RE-TWEETS

• Javon Levi recorded just the third triple-double in program history with 14 points, 10 rebounds and 10 assists in an 83-73 win over Louisiana on Jan. 13. Erick Neil had the only other two for UTA on Nov. 27, 2017, versus UT Dallas (10p, 10r, 13a), and on Jan. 28, 2016, at ULM (27p, 10r, 12a).

• The Mavs have already knocked off the top-2 teams in the Sun Belt Preseason Poll in Georgia State and Louisiana.

• Against Louisiana on Jan. 13, UTA registered season highs versus a Division-I opponent in field goal percentage (55.7), assists (22) and points in regulation (83). The Ragin' Cajuns entered the game ranked 2nd in league games by holding opponents to just 65.3 points per contest and 1st in field goal percentage defense (35.3).

• UTA pulled down 51 boards on Jan. 6 in out-rebounding Georgia State, 51-32. That's the most caroms for the Mavs versus a D-I opponent since 55 against Troy on Mar. 5, 2016. Additionally, 18 of those came on the offensive glass – UTA's most against any D-I team in more than a decade.

• The Mavs played four-straight games from Jan. 6-15 with just nine scholarship players due to injuries and COVID protocols. UTA was without Jack Hoiberg and Carson Bischoff at Georgia State and Georgia Southern and without David Azore and Lazaro Rojas versus Louisiana and ULM.

• Kaodirichi Akobundu-Ehiogu posted a career-high 14 points, pulled down six rebounds and blocked six shots against Lamar on Dec. 11. The six blocks were tied for the 5th-most in single-game program history, and he went 7-7 from the floor thanks to six alley-oops – tied for the 6th-most makes without a miss in program history (minimum five makes).

• The Mavs were scheduled to face Nevada (NET #133 – Quad 3 opponent at home) on Dec. 7; however, that contest was canceled due to COVID protocols within the Wolf Pack program.

• UTA shot 64.2 percent (43-67) from the floor on Nov. 13 against Mary Hardin-Baylor, which was tied for the 7th-best mark in single-game program history. It was the 2nd-highest percentage in program history when making at least 40 shots (66 percent, 40-62, at Texas Wesleyan on Jan. 2, 1965).

• Javon Levi posted his seventh-career double-double with 12 points and 10 assists against UMHB. It was the first points-assists double-double by a UTA player since Brian Warren had 15 and 12 versus Arkansas Tech on Nov. 24, 2019.

UTA's win at UC Santa Barbara (ranked #93 at the time by KenPom) on Nov. 29 was its first road non-conference win over a KenPom top-100 team since the Mavs took down BYU (then #73) on Nov. 18, 2018.

UCSB had the 6th-longest home winning streak in the country at 20 in a row before UTA handed the Gauchos their first defeat inside The Thunderdome since 2019.

KAO K-O's SHOTS

PROGRAM SINGLE-SEASON BLOCK LEADERS
1) Johnny Hamilton: 77 (2017-18 | 34 Games)
2) Jordan Reves: 71 (2012-13 | 33 Games)
3) Kaodirichi Akobundu-Ehiogu: 60 (2020-21 | 18 Games)
4) Jermaine Griffin: 58 (2006-07 | 29 Games)
5) Jordan Reves: 57 (2011-12 | 33 Games)

SINGLE-SEASON TEAM RECORD
1) 143 (2017-18 | 34 Games)
2) 124 (2020-21 | 26 Games)
3) 123 (2011-12 | 33 Games)
4) 120 (2013-14 | 32 Games)
5) 119 (2012-13 | 33 Games)

PROGRAM CAREER RECORD

	Player	Games	Blocks
1.	Jordan Reves	124	168
2.	Jermaine Griffin	120	145
3.	Brandon Edwards	126	132
4.	Trey Parker	83	113
5.	KAODIRICHI	36	109
6.	Roy Johnson	113	85
7.	Mack Callier	111	84
8.	Johnny Hamilton	34	77
9.	Miles Robertson	51	75
10.	Jabari Narcis	64	74

Last year, Kaodirichi Akobundu-Ehiogu was a walk-on who played at a scholarship level, and that's exactly what he got as he received a full ride after a season most didn't see coming. Akobundu-Ehiogu – who didn't have a scholarship offer from any school – wasn't even cleared eligibility-wise until mid-December. He made his debut with just two non-conference games remaining, and after minimal action in UTA's first four Sun Belt games he emerged onto the scene with a **seven-block performance off the bench against Louisiana on Jan. 15 – the most by any walk-on in the country last season**, tied for the 3rd-highest in single-game program history and the most by a Sun Belt player in a conference game in 2020-21.

Akobundu-Ehiogu led the Sun Belt in conference games with 3.2 blocks per game, and for the entire year he averaged **3.3 blocks, which would have ranked 3rd in the nation if he qualified** (had to appear in 75 percent of UTA's games; he played in 69 percent due to not being cleared until mid-December). His 60 total blocks in just 18 games ranked as the 18th-most in the nation.

Additionally, he now has seven-career games of 5+ blocks – no one else in program history even has more than three such contests.

CHALLENGING NON-CONFERENCE SCHEDULE

UTA's 2021-22 non-conference schedule featured an incredible eight opponents which competed in the NCAA Tournament last season – THE MOST OF ANY TEAM IN THE NATION.

	TEAM / RESULT	CONFERENCE	NCAA BERTH/SEED	NCAA ROUND	RESULT(S)
	@ Oklahoma State L, 88-45	Big 12 Tournament Final	At Large / No. 4	Second Round	W, (13) Liberty L, (12) Oregon State
	Abilene Christian L, 80-71 (OT)	Southland Tournament Champs	Automatic / No. 14	Second Round	W, (3) Texas L, (11) UCLA
	@ North Texas L, 64-36	Conference USA Tournament Champs	Automatic / No. 13	Second Round	W, (4) Purdue L, (5) Villanova
	@ San Diego State L, 68-62	Mountain West Tournament Champs	Automatic / No. 6	First Round	L, (13) Syracuse
	@ Utah State L, 80-61	Mountain West Tournament Final	At Large / No. 11	First Round	L, (6) Texas Tech
	@ UC Santa Barbara W, 70-62	Big West Tournament Champs	Automatic / No. 12	First Round	L, (5) Creighton
	@ Oral Roberts L, 71-62	Summit Tournament Champs	Automatic / No. 15	Sweet Sixteen	W, (2) Ohio State W, (7) Florida L, (3) Arkansas
	@ Oklahoma L, 70-50	Big 12 Tournament Quarterfinals	At Large / No. 8	Second Round	W, (9) Missouri L, (1) Gonzaga

WIN-LOSS COMPARE

UTA's statistical averages in its wins and losses so far this season:

Stat	Ws (8)	Ls (10)
PPG	78.6	58.5
DEF PPG	63.8	73.2
3FG% DEF	29.8	36.2
APG	19.9	10.3
TO/GM	12.8	16.3

STATISTICAL TRENDS

UTA'S RECORD WHEN...

Monday	1-0
Tuesday	0-2
Wednesday	1-0
Thursday	3-3
Friday	0-0
Saturday	3-4
Sunday	0-1
Leading At Halftime	7-2
Trailing At Halftime	1-8
Tied At Halftime	0-0
Leading With 5 Minutes Left	6-1
Trailing With 5 Minutes Left	1-9
Tied With 5 Minutes Left	1-0
Shooting 40% FG Or Better	5-2
Shooting Less Than 40% FG	3-8
Opponent 40% FG Or Better	3-6
Opponent Less Than 40% FG	5-4
Shooting Better FG% Than Opponent	6-2
Shooting Worse FG% Than Opponent	2-8
Shooting Better 3-FG% Than Opponent	5-2
Shooting Worse 3-FG% Than Opponent	3-8
Outrebounding Opponent	6-2
Outrebounded By Opponent	2-7
Rebounds Tied	0-1
More Turnovers Than Opponent	5-6
Fewer Turnovers Than Opponent	3-3
Same Turnovers As Opponent	0-1

UTA'S POINT TOTAL...

35-49 Points	0-2
50-59 Points	1-2
60-69 Points	1-3
70-79 Points	2-3
80-89 Points	2-0
90-99 Points	1-0
100+ Points	1-0

GAMES DECIDED BY...

1-5 Points	2-2
6-9 Points	3-4
10-19 Points	1-1
20+ Points	2-3

FOLLOW US

@UTAMavsMBB /UTAMavsMBB

Please refer to the University of Texas at Arlington as **UT Arlington**. **UTA** is acceptable on second reference. Using Texas-Arlington, UT-Arlington or any other form is incorrect.

TOP-10 SINGLE-SEASON RECORDS IN 2020-21

10TH +3.4 — SCORING MARGIN — Record: +9.8 | 2015-16

T-9TH 35.7 — 3-PT PERCENTAGE — Record: 40.6 | 1988-89

T-7TH 42.3 — OPP FG PERCENTAGE — Record: 39.1 | 2012-13

Third-straight year UTA has posted a top-10 program record in defensive field-goal percentage: 42.3 in 2018-19 (T-7th) and 41.2 in 2019-20 (T-5th).

8TH 235 — 3-POINTERS MADE — Record: 310 | 2016-17

Third-straight year UTA has posted a top-10 program record in 3-pointers made: 234 in 2018-19 (10th) and 250 in 2019-20 (7th).

Third-straight year UTA has posted a top-10 program record from the charity stripe: 74.1 in 2018-19 (6th) and 74.8 in 2019-20 (4th).

8TH 73.6 — FT PERCENTAGE — Record: 76.0 | 1965-66

Most 3s made in program history in a 26-game season (previous occurrences in 26 contests: 127 in 1995-96 and 151 in 1998-99). The 3-point line was adopted by the NCAA in 1986-87.

BACK TO THE FUTURE

Pedro Castro began his collegiate career with UTA, redshirting as a freshman in 2017-18 before playing in 33 games with three starts as a redshirt freshman in 2018-19. Then, the Fort Worth product transferred out of the program to Blinn College for his redshirt sophomore season in 2019-20 and Houston Baptist last year, where he averaged team bests in points (14.8), rebounds (7.3), steals (1.5) and blocks (1.1). He currently has 813 career points across those three schools.

Castro is one of only nine D-I players in the country this year playing for the school in which they started their college career, transferred out of that school and then returned to that school (**bold denotes current team**):

Jaylen Fornes: **UNC Wilmington** (2016-19) | Nicholls (2019-21)
Kevin Marfo: **Quinnipiac** (2017-20) | Texas A&M (2020-21)
Dimencio Vaughn: **Rider** (2016-20) | Ole Miss (2020-21)
Elijah Olaniyi: **Stony Brook** (2017-20) | Miami (2020-21)
Caleb Grill: **Iowa State** (2019-20) | UNLV (2020-21)
Tyler Harris: **Memphis** (2018-20) | Iowa State (2020-21)
Both Gach: **Utah** (2018-20) | Minnesota (2020-21)
Andrej Jakimovski*: **Washington St.** (2020-21) | LMU (2021)

** Was Only At Loyola Marymount From June-August 2021.*



No, it's NOT Photoshopped. Kao can touch the top of the backboard. Scan the QR Code to see for yourself.

AMONG THE NATION'S ELITE

Javon Levi spent the previous four seasons at UT Rio Grande Valley (UTRGV). Levi ranks in the top 8 among all active Division-I players in the country in career assists (4th), steals (4th) and assist-to-turnover ratio (8th). For comparison, his 271 steals would be a UTA record.

PLAYER	SCHOOL	ASSISTS
Kameron Langley	North Carolina A&T	850
Grayson Murphy	Belmont	697
Jacob Gilyard	Richmond	695
Javon Levi	**UT Arlington**	**685**

PLAYER	SCHOOL	STEALS
Jacob Gilyard	Richmond	420
Quan Jackson	UAB	296
Jarrod West	Louisville	282
Javon Levi	**UT Arlington**	**271**

PLAYER	SCHOOL	RATIO
Tommy Schmock	Ohio	3.09
Darius Brown II	Cal State Northridge	3.01
Grayson Murphy	Belmont	2.94
Alex Hunter	Furman	2.90
Jalen Pickett	Penn State	2.70
Jacob Gilyard	Richmond	2.68
Andrew Nembhard	Gonzaga	2.59
Javon Levi	**UT Arlington**	**2.50**

CONSISTENT IMPROVEMENT

UTA's first season of basketball took place in 1959-60, and since that opening year the Mavs have improved significantly in each of their six decades. Below are the average amount of wins each decade:

DECADE	AVG. WINS
60s	8.4
70s	9.2
80s	11.1
90s	13.0
00s	15.1
10s	19.0

UTA finished the 2010s with an average of 19 wins per season – by far the highest in program history. The Mavericks have posted just seven 20-win seasons in their 60-year history, but three of those have come since 2015-16:

Year	Record	Post
2016-17	27-9	NIT
2015-16	24-11	CIT
2011-12	24-9	NIT
2017-18	21-13	----
2007-08	21-12	NCAA
1990-91	20-9	----
1980-81	20-8	NIT

THE LAST TIME

A MAVERICKS' PLAYER...

Scored 40 Or More Points
. . . . . 43, Stephen Barber at UTSA, 2/24/02

Scored 30 Or More Points
. . . . . 33, David Azore at Georgia Southern, 1/8/22

Totaled 20 Or More Rebounds
. . . . . 22, Jermaine Griffin vs. UT Permian Basin, 12/1/05

Totaled 15 Or More Rebounds
. . . . . 15, Fredelin De La Cruz vs. Hardin-Simmons, 12/11/20

Totaled 10 Or More Assists
. . . . . 10, Javon Levi vs. Louisiana, 1/13/22

Recorded A Double-Double (Points/Rebounds)
. . . . . .Kaodirichi Akobundu-Ehiogu at Louisiana (11/10), 2/22/21

Recorded A Double-Double (Points/Assists)
. . . . . Javon Levi vs. Louisiana (14/10), 1/13/22

Recorded A Triple-Double (Points/Rebounds/Assists)
. . . . . Javon Levi vs. Louisiana (14/10/10), 1/13/22
. . .*Erick Neal Has The Only Other Two Triple-Doubles In Program History*
. . . . . Erick Neal vs. UT Dallas (10/10/13), 11/27/17
. . . . . at ULM (27/10/12), 1/28/16

THE MAVERICKS' TEAM...

Played An OT Game . . . . . L, 55-62 vs. ULM 1/15/22
Scored 100+ Points. . . W, 104-75 vs. Mary Hardin-Baylor 11/13/21
Allowed 100+ Points . . . . . L, 93-102 at Little Rock 1/1/21
Had 50 Or More Rebounds . . . . . .51 at Georgia State 1/6/22
Had 20 Or More Assists . . . . . .22 vs. Louisiana 1/13/22
Had 15 Or More Steals . . . . . .18 vs. Howard Payne 11/13/13
Played AP Ranked Opp.. . . . . at #8 Gonzaga, L: 72-66 11/19/19

UTA VS TOP-25 TEAMS

Nov. 19, 2019	at #8 Gonzaga	L	66-72
Nov. 17, 2019	at #14 Oregon	L	47-67
Dec. 18, 2018	at #8 Gonzaga	L	55-89
Dec. 18, 2017	at #25 Creighton	L	81-90
Nov. 21, 2017	at #25 Alabama	L	76-77
Dec. 8, 2016	**at #12 Saint Mary's**	**W**	**65-51**
Dec. 2, 2014	at #6 Texas	L	53-63
Nov. 25, 2014	at #1 Kentucky	L	44-92
Nov. 19, 2013	at #4 Kentucky	L	76-105
Dec. 19, 2012	at #24 Oklahoma State	L	44-69
Nov. 23, 2011	at #9 Baylor	L	65-75
Dec. 29, 2010	at #3 Kansas	L	57-82
Dec. 20, 2008	at #21 Baylor	L	76-79
Mar. 21, 2008	vs. #2 Memphis#	L	63-87
Dec. 3, 2005	at #2 Texas	L	55-93
Dec. 15, 2004	at #14 Texas	L	70-85
Jan. 2, 2004	at #19 Texas	L	79-99
Nov. 27, 2002	at #3 Texas	L	45-76
Nov. 18, 1997	at #19 Oklahoma	L	63-81
Dec. 20, 1994	at #21 New Mexico State	L	63-102
Dec. 28, 1993	vs. #14 Connecticut+	L	72-112
Dec. 21, 1992	at #17 Nebraska	L	95-116
Nov. 23, 1991	at #14 Utah	L	57-58
Dec. 6, 1986	at #11 Oklahoma	L	76-101
Feb. 7, 1985	at #14 Louisiana Tech	L	61-86
Jan. 12, 1985	vs. #14 Louisiana Tech	L	65-76
Feb. 12, 1973	vs. #13 UL Lafayette	~L	96-111
Jan. 13, 1973	at #13 UL Lafayette	~L	73-79
Dec. 18, 1970	vs. #19 Drake*	L	83-102
Dec. 4, 1970	at #18 Long Beach State	L	57-102
Dec. 1, 1970	at #15 New Mexico State	L	82-107
Feb. 26, 1970	vs. #15 Houston	L	84-102
Dec. 4, 1969	at #20 Houston	L	70-88
Feb. 22, 1968	at #1 Houston	L	75-130

NCAA Tournament | + Hilo, Hawai'i | ~ UL Wins Later Vacated | * Fort Worth, TX

HOME-COURT ADVANTAGE

UTA will be celebrating the 10-year anniversary of the College Park Center during a men's and women's doubleheader on Feb. 5, 2022, against App State. The CPC opened on Feb. 1, 2012, with the Mavs capping a men's and women's doubleheader with a 67-66 victory over UTSA in front of a then-school-record crowd of 6,228.

CPC ATTENDANCE HIGHS

1)	6,421	11/16/12	MBB vs. Oklahoma
2)	6,336	3/22/17	MBB vs. CSU Bakersfield (NIT)
3)	6,228	2/1/12	M/WBB vs. UTSA
4)	6,186	1/24/19	WBB vs. Georgia Southern
5)	6,105	12/3/15	MBB vs. North Texas
6)	5,714	1/16/20	WBB vs. Louisiana
7)	5,390	3/20/17	MBB vs. Akron (NIT)
8)	5,272	2/11/12	MBB vs. Texas State
9)	5,033	1/23/16	MBB vs. Little Rock
10)	5,011	2/9/17	WBB vs. Little Rock

UTA won its 100th all-time game at the College Park Center with a 62-57 victory over Troy on Jan. 1, 2022.

YEAR	RECORD	PERCENTAGE
2011-12	4-0	1.000
2012-13	7-8	.467
2013-14	9-5	.643
2014-15	9-5	.643
2015-16	13-2	.867
2016-17	14-1*	.933
2017-18	13-2	.867
2018-19	9-5	.643
2019-20	8-8	.500
2020-21	9-4	.692
2021-22	6-2	.750
TOTAL	**101-42**	**.706**

** Tied for the most home wins in single-season program history along with 2007-08. The only loss was a four-point setback to Cal State Bakersfield in the NIT Quarterfinals.*

ABOUT THE CPC

The Mavericks have called the beautiful College Park Center home since the 7,000 all chair-back seat multi-purpose arena opened in 2012. The $78 million project broke ground on March 5, 2010, and opened less than two years later. The arena is part of a 20-acre section of campus known as the College Park District, which includes a residence hall, student apartments, a 4.62 acre park, restaurants and three parking garages. The arena features 4,055 lower bowl seats, in addition to a 2,800-square-foot hospitality suite. A distinctive feature is a center hung 4-sided Daktronics LED scoreboard with an additional end zone LED display, ribbon displays and scorer's table. The lower concourse contains sports medicine facilities, two full-sized practice courts, a 2,500-sq-ft weight room, a press center, an academic support study center and coaches' office suites. In addition to Mavericks basketball and volleyball events, the facility hosts a variety of concerts, speaking engagements and other events. The WNBA's Dallas Wings also call College Park Center home during their season.

TEXAS HALL–THE HOME BEFORE COLLEGE PARK CENTER



Prior to the College Park Center, the Mavs called Texas Hall home – which was one of most unique venues in all of college athletics. Opened on Oct. 18, 1965 – with the first-ever performer being Louis Armstrong – the initial basketball game was contested on Dec. 1 that same year against East Texas State.

The on-campus proscenium theater, which is still in use today, put the Mavs and their opponent on an elevated stage with 600 bench seats on the back of the stage and the remainder of the 4,200 capacity in theater-style seating on the other side of the court separated into a lower level and balcony section.

In 1997, Sports Illustrated named Texas Hall as "The Best Place In America To Watch College Basketball." For the final 12 years in which games were played in Texas Hall, they were contested on the floor which was used at the 1999 Men's Final Four at Tropicana Field in St. Petersburg, Fla. **UTA accumulated a 351-222 (.613) all-time record on "The Stage" from 1965-2012.**

ABOUT UT ARLINGTON

GENERAL INFORMATION

Location ..... Arlington, Texas
Enrollment 41,515
President ad interim ..... Teik C. Lim, Ph.D.
Director Of Athletics ..... Jim Baker

COACHING STAFF

Head Coach..... Greg Young (Howard Payne '86 / 1ST Year As HC)
Young Prior... 2009-13: UTA Assistant / 2013-21: UTA Associate HC
Career Record ..... 176-149 (.542) (10 Seasons As JUCO HC)
Record At UTA ..... 8-10 (.444) 1st Season
Associate Head Coach... Royce Johnson (Thomas Edison '13 / 4TH Year)
Assistant HC/Recruiting Coordinator.. Riley Davis (Texas '11 / 4TH Year)
Assistant Coach ..... Dwight Thorne II (Colorado '10 / 1ST Year)

SUPPORT STAFF

Director Of Operations ..... Parker Eidson (Tennessee '16 / 4TH Year)
Video Coordinator .. Matt McGann (Oklahoma State '17 / 4TH Year)
Strength & Conditioning Coach ... Matt Segura (Chico State '09 / 1ST Year)
Associate Athletic Trainer .... Royal Milton III (Nicholls State '13 / 2ND Year)
Graduate Manager..... Jalen Jones (UT Arlington '17 / 1ST Year)
Graduate Manager..... Jacob Mahjoub (UT Arlington '21 / 1ST Year)
Graduate Manager..... Sam Tarver (Tennessee '20 / 1ST Year)
Administrative Assistant... Rachael Morgan (McMurry '13 / 4TH Year)

HISTORY

First Season / Total Seasons Completed ..... 1959-60 / 62
All-Time Record ..... 785-975 (.446)

Years In Sun Belt Conference ..... 8+ (2013-Present)
All-Time Sun Belt Record ..... 91-65 (.583)
Sun Belt Regular Season Championships 1 (2017)
Sun Belt Tournament Championships 0
Sun Belt Tournament Finalist 2 (2018, 2019)

Years In Western Athletic Conference 1 (2012-13)
All-Time WAC Record ..... 11-7 (.611)
WAC Regular Season Championships 0
WAC Tournament Championships 0

Years In Southland Conference 48 (1964-2012)
All-Time Southland Record ..... 289-354 (.442)
Southland Regular Season Championships 2 (2004, 2012)
Southland Tournament Championships 1 (2008)

NCAA Tournament Appearances 1 (2008)
NCAA Tournament Record 0-1
NIT Appearances 3 (1981, 2012, 2017)
NIT Record 2-3
CIT Appearances 2 (2013, 2016)
CIT Record 1-2

UT Arlington is the 4th-largest institution in Texas. It is one of 131 universities nationwide to receive the R-1: Doctoral Universities—Very High Research Activity designation by the Carnegie Classification of Institutions of Higher Education, the definitive list for the top doctoral research universities in the United States.

In 2021, UTA received the Texas Tier One designation reserved for the state's top institutions for academic and research excellence. The University ranks No. 1 nationally in the Military Times' annual "Best for Vets: Colleges" list, is designated as a Hispanic-Serving Institution and Asian American and Native American Pacific Islander-Serving Institution, and has approximately 240,000 alumni making an impact across Texas and beyond.

UTA HISTORY

Founded in 1895 as Arlington College, a private school for younger children, UT Arlington had a succession of names and ownerships until it was officially designated as the University of Texas at Arlington on Mar. 13, 1967 – a couple of years after it was transferred into the University of Texas System.

1895-1902: Arlington College
1902-1913: Carlisle Military Academy
1913-16: Arlington Training School
1916-17: Arlington Military Academy
1917-23: Grubb's Vocational College
** Became A Branch Of The Texas A&M System In 1917*

1923-1949: North Texas Agricultural College
1949-67: Arlington State College
** Transitioned To A Four-Year Division-I School In 1959*
** Became A Branch Of The University of Texas System In 1965*

1967-Present: University of Texas at Arlington

In addition to eight name changes, UTA has undergone seven nickname alterations as well since becoming a state-supported school in 1917.

1917-21
Grubbers / Shorthorns

1921-23
Hornets

1923-49
Junior Aggies

1949-51
Blue Riders

1951-71
Rebels

1971-Present
Mavericks

The 'Mavericks' nickname was derived from one of the most influential people in Texas history: **Samuel Augustus Maverick**, a lawyer, politician, land baron and signer of the Texas Declaration of Independence. **His name was the source of the term "maverick,"** which was derived from fellow ranches who started to refer to Maverick as "independently minded" after he refused to brand his cattle. Unbranded cattle not part of the herd became labeled as "Mavericks."

Maverick was one of the largest landholders in Texas in the 1800s, owning 340,000 acres which promoted the Washington Daily Globe in 1854 to call him "the largest landholder in the world, and by far the wealthiest citizen in Texas." He was the Mayor of San Antonio from 1839-40, and **UTA utilized the "Sam Maverick" mascot beginning in 1983 for 2+ decades (pic above).**

2021-22 UT ARLINGTON MEN'S BASKETBALL ROSTER

NUMERICAL

No.	Name	Pos.	Ht.	Wt.	Yr.	Hometown / High School / Previous School(s)
0	Kaodirichi Akobundu-Ehiogu	F	6-9	202	R-So.	Lagos, Nigeria / Poteet / Southwestern Assemblies of God
1	Javon Levi	G	5-11	163	Gr.	Killeen, Texas / Shoemaker / UTRGV
2	Hayden Brittingham	F	6-5	209	Fr.	Fort Worth, Texas / Crowley / Coffeyville CC
3	Carson Bischoff	G	6-4	210	R-Jr.	Ogden, Utah / Weber / Utah State / Treasure Valley CC / Utah State University Eastern
4	David Azore	G	6-4	211	Gr.	Houston, Texas / Clear Brook
5	Brandyn Talbot	G	6-5	176	Fr.	Newmarket, Ontario / Dream City Christian
10	Jack Hoiberg	G	5-11	172	Gr.	Burr Ridge, Ill. / Hinsdale / Michigan State
12	Lazaro Rojas	F	6-11	239	Gr.	Porto Seguro, Brazil / Score Academy / Fresno State
15	Antonio Romanelli	G	6-0	174	Fr.	Sydney, Australia / Spring Creek Academy
20	Nicolas Elame	G	6-3	192	So.	Paris, France / Bella Vista Prep
21	Pedro Castro	G	6-6	190	Gr.	Fort Worth, Texas / Brewer / Houston Baptist / Blinn / UTA
22	Shemar Wilson	F	6-9	225	Fr.	Avondale, Ariz. / Tolleson Union / Phoenix College
23	Patrick Mwamba	F	6-7	201	R-So.	Bukavu, Congo / Keur Madior International / NBA Academy Africa
24	Montez Young Jr.	F	6-5	192	Fr.	Waxahachie, Texas / Waxahachie
55	Nathaniel Spurgeon	G	6-0	165	Sr.	Azle, Texas / Homeschooled / Texas Wesleyan

All UTA player year classifications for the 2021-22 season reflect a COVID season factored in (i.e. those who were sophomores in 2020-21 remained sophomores for 2021-22, unless they graduated and are now listed as grad students).

BREAKDOWN

RETURNERS (8) / STARTERS (4) ..... 2020-21 STATS / NOTES

#0 *R-So.* Kaodirichi Akobundu-Ehiogu [(S)] .... Led Sun Belt With 3.2 BPG
#3 *R-Jr.* Carson Bischoff ..... Appeared In 15 Games
#4 *Gr.* David Azore [(S)] .. Missed 13 Games (Injury) / 12.8 PPG / 4.8 RPG / 2.1 APG
#5 *Fr.* Brandyn Talbot ..... Appeared In 12 Games
#12 *Gr.* Lazaro Rojas ..... Missed 13 Games (Injury) / 4.1 PPG / 3.2 RPG
#15 *Fr.* Antonio Romanelli..... Walk-On / Played In Three Games
#20 *So.* Nicolas Elame [(S)] ..... 6.5 PPG / 4.1 RPG / 2.6 APG
#23 *R-So.* Patrick Mwamba [(S)] ..... 22 Starts / 6.9 PPG / 4.7 RPG

[(S)] Denotes Returning Starter

NEWCOMERS (7) ..... 2020-21 STATS / NOTES

#1 *Gr.* Javon Levi..... 599 Assists / 244 Steals At UTRGV
#2 *Fr.* Hayden Brittingham ..... 6.8 PPG / 4.4 RPG At Coffeyville CC
#10 *Gr.* Jack Hoiberg . Michigan State Grad / Son Of Nebraska HC Fred Hoiberg
#21 *Gr.* Pedro Castro ..... 14.8 PPG / 7.3 RPG At HBU / UTA: 2017-19
#22 *Fr.* Shemar Wilson ... 2019-20 At Phoenix College: 12.1 PPG / 9.8 RPG
#24 *Fr.* Montez Young Jr. ..... 17 PPG / 10 RPG At Waxahachie HS
#55 *Sr.* Nathaniel Spurgeon ... Walk-On / Former UTA Team Manager

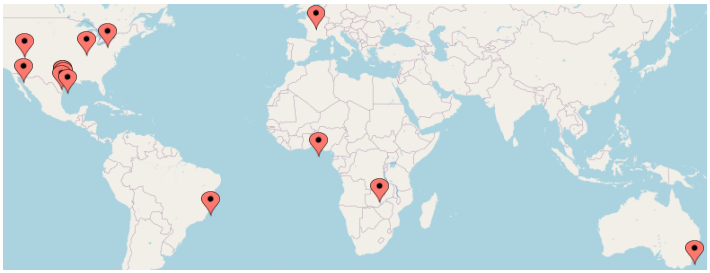

Countries Represented
United States, Canada, Brazil, France, Nigeria, Congo, Australia

States Represented
Texas, Utah, Illinois, Arizona

LOST (8) ..... NOTES

Sam Griffin ..... Transferred To Tulsa (D-I)
Jordan Phillips ..... Transferred To Detroit Mercy (D-I)
Fredelin De La Cruz..... Transferred To Angelo State (D-II)
Shahada Wells ..... Transferred To TCU (D-I)
Davis Steelman ..... Graduated
Tre Jones..... Mutual Parting
McKade Marquis..... Transferred To UT Tyler (D-II)
Grayson Carter ..... Transferred To Texas Southern (D-I)

PRONOUNCIATIONS

0: K-O duh-reach-e ACK-uh-BOON-do aye-he-oh-ku
1: JUH-vahn
3: BISH-off
4: AYE-zore
10: HOYE-burg
12: LAZZ-uh-ROW row-HAAS
15: ROW-muh-nelly
20: uh-LALM-eh
22: SHUH-marr
23: WAMBA
55: spurr-GIN

The official hashtag of the program has been **#OnePlayOneDay** since Greg Young used it in his introductory press conference on Apr. 8, 2021. The meaning behind it is simply that in order to build a program you have to take it **ONE PLAY** and **ONE DAY** at a time.

HEAD COACH GREG YOUNG

COACHING CAREER

1986-90: Texas Wesleyan – Assistant
1990-91: Cleburne HS – Assistant
1991-94: Eastern New Mexico – Assistant
1994-98: Lamar CC (Colorado) – Head
1998-00: Hill College – Head
2000-05: Texas State – Recruiting Coordinator
2005-09: Jacksonville College (Texas) – Head
2009-13: UT Arlington – Assistant
2013-21: UT Arlington – Associate
2021-Present: UT Arlington – Head

PLAYING CAREER

1982-86: Howard Payne
Team Captain: Senior Year

EDUCATION

Howard Payne: 1986
Bachelor's In Physical Education

Texas Wesleyan: 1990
Master's in Education

PERSONAL

Wife: Nicole
Daughter: Reagan

Famed WWE personality The Undertaker (Mark Calaway) played basketball at Texas Wesleyan University, about 20 minutes down I-30 from UTA in Fort Worth. **Young was an assistant coach at TWU during Calaway's time with the Rams in the mid-80s.**

UTA HEAD COACHING HISTORY

Coach	Years	W	L	Pct.
Tom Tinker	1959-66	54	113	.323
Barry Dowd	1966-76	90	168	.349
Bob "Snake" LeGrand	1976-87	122	184	.399
Jerry Stone	1987-88	7	22	.241
Mark Nixon	1988-92	56	59	.487
Eddie McCarter	1992-06	179	211	.459
Scott Cross	2006-18	225	161	.584
Chris Ogden	2018-21	44	47	.484
Greg Young	2021-	8	10	.444
TOTAL		**785**	**975**	**.446**

A veteran on the UT Arlington men's basketball sidelines for more than a decade, Greg Young was named the ninth head coach in program history on Apr. 5, 2021. He picked up his first win with UTA versus Mary Hardin-Baylor (Nov. 13) and his first victory over a Division-I team at UC Santa Barbara (Nov. 29).

A 35-year coaching veteran with deep Lone Star State roots, Young is in his 13th season with UTA in 2021-22 after serving as an assistant (2009-13) or associate (2013-21) coach for the program over the previous 12 years.

In Young's 12 seasons with the Mavericks, UTA has gone 219-165 (.570) and advanced to the postseason four times: 2012 NIT, 2013 CIT, 2016 CIT and 2017 NIT. The Mavs were Southland Conference regular-season champions in 2011-12, reached the Western Athletic Conference Tournament championship game in 2013 and earned the Sun Belt Conference regular season title in 2017. Additionally, UTA went to back-to-back Sun Belt Tournament championship games in 2018 and 2019.

Prior to the 2020-21 season, Young was voted as the top assistant coach in the Sun Belt by his peers, as published by Stadium's Jeff Goodman. Goodman also recognized Young as one of the top-5 assistants in the Southland Conference in 2010-11 when the Mavs were a league member.

Young has previous head-coaching experience as he registered an overall record of 168-139 (.547) in 10 seasons as a junior college head coach. During that time, he had 55 players sign with four-year institutions, including 26 with Division-I schools.

Young came to UT Arlington from Jacksonville College in Texas, where he spent four years as the head coach of the Jaguars. He also served as the school's athletic director.

He led his team to a 21-10 record in 2008-09, which was one of the best seasons in school history. The Jaguars spent the majority of the season in the NJCAA national rankings, and Young was honored following the campaign as the Region XIV Coach of the Year.

Young went to Jacksonville College from Texas State where he served for five years as the Bobcats' recruiting coordinator. During his tenure, the Bobcats played in the Southland Conference Tournament each season. He signed eight top-100 players, according to Texas Hoops, during those five seasons.

Prior to his tenure at Texas State, Young was the head coach at Hill College in Hillsboro, Texas, for two seasons. He led the Rebels to consecutive Region V Tournament appearances, and in 1999-2000 led the team to the regional tournament championship game. That was the first time the school had reached the finals since 1974.

From 1994-98 Young was the head coach at Lamar Community College in Colorado. Young turned the Lopes into a Region VIX contender in his four years there, twice reaching the Region VIX Tournament quarterfinals.

Young was the assistant coach at Eastern New Mexico from 1991-94. He helped lead the Greyhounds to the Lone Star Conference title in 1992 and an appearance in the NCAA Division II Sweet Sixteen in the school's first-ever NCAA Tournament appearance.

Young also spent time as an assistant coach at Cleburne High School during the 1990-91 season and as an assistant at Texas Wesleyan from 1986-90.

A native of Cleburne, Texas, Young was a three-sport athlete at Cleburne High, lettering in football, basketball and baseball. He then went on to play basketball at Howard Payne University where he was a four-year letterman. He was named a captain his senior season and received the distinguished Paul J. Cunningham Award for excellence and dedication his senior year.

KAODIRICHI AKOBUNDU-EHIOGU

0

R-So.	F	6-9	190	Lagos, Nigeria

Southwestern Assemblies of God University | Poteet HS

K-O duh-reach-e ACK-uh-BOON-do aye-he-oh-ku

@CASHMONEYKAO

@di5ichi

RECORD HIGHS

POINTS	
Career	14 vs. Lamar (12/11/21)
Season	14 vs. Lamar (12/11/21)
REBOUNDS	
Career	14 vs. Little Rock (1/22/21)
Season	10 @ Oral Roberts (12/16/21)
OFFENSIVE REBOUNDS	
Career	6 @ Louisiana (2/22/21)
Season	5 @ Georgia State (1/6/22)
BLOCKS	
Career	7 vs. Louisiana (1/16/21)
Season	6 vs. Lamar (12/11/21)
FIELD GOALS MADE	
Career	7 vs. Lamar (12/11/21)
Season	7 vs. Lamar (12/11/21)
FREE THROWS MADE	
Career	3, 3x, Last vs. South Alabama (12/30/21)
Season	3 vs. South Alabama (12/30/21)
MINUTES	
Career	34 @ Arkansas State (1/29/21)
Season	31 @ Arkansas State (1/20/22)

BIO BLAST

Ranks 2nd in the nation among active players in career blocks per game at 3.03 ... had a nation-best streak of 28-straight games with a block snapped at Georgia State (Jan. 6) ... **seven-career games of 5+ blocks**.

2021-22: Ranks 22nd nationally with 2.7 blocks per game this year ... has at least one block in every game but two … **109 career blocks in just 36 games are already the 5th-most in program history** … six blocks versus Lamar (Dec. 11), tied for the 5th-most in single-game program history and tied for the most by any Sun Belt player in a game this year ... went a perfect 7-7 from the field that game, tied for the 6th-most makes without a miss in program history (min. 5 makes) ... #5 on SportsCenter's Top 10 Plays Jan. 13 for his one-handed alley-oop finish.

PAINT TOUCHES

- Walk-on last year who got put on scholarship in advance of this season.
- Was born in Nigeria and lived there until he was 13; moved to the United States on Oct. 11, 2012.
- Grew up playing soccer and track; had not touched or even seen a basketball until he moved to the U.S.
- Kicked a basketball the first time he saw one, thinking it was a soccer ball.
- Grew from 5-foot-4 when he arrived in the U.S. to 6-foot-6 as a high school senior at age 18; grew three more inches to his current 6-foot-9 between 2018-20.
- His first name means 'patience' and he has a visual/photographic memory.

MISCELLANEOUS

	Season	Career
Double-Figure Points	4	5
20+ Points		
Double-Doubles		1
5+ Rebounds	11	21
3+ Blocks	9	23

- Spent his 2018-19 freshman year at NAIA member Southwestern Assemblies of God University (SAGU) in Waxahachie, Texas, before suffering a left foot fracture near the end of the season.
- Did not play anywhere in 2019-20, instead choosing to work out in DFW with acclaimed trainer Tyler Relph.
- Worked at Home Depot from February-August 2020 as a Sales Associate in Lumber and Plumbing.

GAME-BY-GAME STATS

				Total		3-Pointers		Free throws		Rebounds										
Opponent	Date	GS	MIN	FG-FGA	PCT	3FG-3FGA	PCT	FT-FTA	PCT	OFF	DEF	TOT	AVG	PF	A	TO	BLK	STL	PTS	AVG
at Oklahoma St.	11/09/2021	*	15:31	2-4	.500	0-0	.000	0-0	.000	0	0	0	0.0	3	1	2	2	1	4	4.0
Mary Hardin-Baylor	11/13/2021		19:54	5-5	1.000	0-0	.000	0-0	.000	0	5	5	2.5	1	1	1	2	0	10	7.0
Abilene Christian	11/16/2021	*	24:53	4-4	1.000	0-0	.000	2-2	1.000	1	3	4	3.0	3	0	1	4	0	10	8.0
at North Texas	11/18/2021	*	19:07	1-1	1.000	0-0	.000	0-0	.000	2	5	7	4.0	4	0	2	4	0	2	6.5
at San Diego St.	11/20/2021	*	20:17	0-3	.000	0-0	.000	0-0	.000	1	0	1	3.4	4	0	1	4	0	0	5.2
at Utah St.	11/27/2021	*	16:54	1-3	.333	0-0	.000	1-1	1.000	3	1	4	3.5	2	1	2	1	0	3	4.8
at UC Santa Barbara	11/29/2021		16:22	3-4	.750	0-0	.000	0-0	.000	2	6	8	4.1	4	0	0	2	0	6	5.0
Lamar University	12/11/2021	*	27:29	7-7	1.000	0-0	.000	0-0	.000	1	5	6	4.4	1	1	0	6	0	14	6.1
at Oral Roberts	12/16/2021	*	24:39	1-2	.500	0-0	.000	1-2	.500	3	7	10	5.0	0	0	1	3	0	3	5.8
at Oklahoma	12/19/2021	*	19:35	1-2	.500	0-0	.000	2-2	1.000	0	6	6	5.1	2	0	0	2	0	4	5.6
Howard Payne	12/22/2021	*	20:33	6-7	.857	0-0	.000	0-0	.000	1	5	6	5.2	1	0	0	2	0	12	6.2
South Alabama	12/30/2021	*	21:00	2-4	.500	0-0	.000	3-4	.750	1	4	5	5.2	4	0	0	5	0	7	6.3
Troy	01/01/2022	*	18:55	2-2	1.000	0-0	.000	0-0	.000	2	4	6	5.2	3	0	0	4	1	4	6.1
at Georgia St.	01/06/2022	*	22:09	3-6	.500	0-0	.000	0-0	.000	5	4	9	5.5	0	0	2	0	0	6	6.1
at Ga. Southern	01/08/2022	*	29:38	0-3	.000	0-0	.000	0-0	.000	2	2	4	5.4	1	1	0	1	0	0	5.7
Louisiana	01/13/2022	*	23:07	4-4	1.000	0-0	.000	0-0	.000	1	2	3	5.3	5	1	1	3	0	8	5.8
La.-Monroe	01/15/2022	*	11:53	0-0	.000	0-0	.000	0-0	.000	0	2	2	5.1	5	0	0	0	0	0	5.5
at Arkansas St.	01/20/2022	*	31:09	4-4	1.000	0-0	.000	0-0	.000	3	6	9	5.3	4	0	2	4	2	8	5.6
Totals		**16**	**383:05**	**46-65**	**.708**	**0-0**	**.000**	**9-11**	**.818**	**28**	**67**	**95**	**5.3**	**47**	**6**	**15**	**49**	**4**	**101**	**5.6**

Player Averages

Games Played	Minutes/ game	Points/ game	FG Pct	3FG Pct	FT Pct	Rebounds/ game	Assists/ game	Turnovers/ game	Assist/Turnover ratio	Steals/ game	Blocks/ game
18	21.3	5.6	70.8	0.0	81.8	5.3	0.3	0.8	0.4	0.2	2.7

CAREER STATS

			Total		3-Ptr		F-Throws		Rebounds											
Season	GP-GS	Min/Avg	FG-FGA	Pct	FG-FGA	Pct	FT-FTA	Pct	Off	Def	Tot	Avg	PF	FO	A	TO	Blk	Stl	Pts	Avg
2018-19	25-0	0/0.0	9-20	.450	0-4	.000	4-13	.308	10	21	31	1.2	0	0	5	8	27	2	22	0.9
2020-21	18-10	392/21.8	25-35	.714	0-0	.000	11-17	.647	41	62	103	5.7	33	0	2	9	60	3	61	3.4
2021-22	18-16	382/21.2	46-65	.708	0-0	.000	9-11	.818	28	67	95	5.3	47	2	6	15	49	4	101	5.6
Total	61-26	774/12.7	80-120	.667	0-4	.000	24-41	.585	79	150	229	3.8	80	2	13	32	136	9	184	3.0

JAVON LEVI

1

Gr.	G	5-11	163	Killeen, Texas

UT Rio Grande Valley (UTRGV) | Shoemaker HS

JUH-vahn | @_yunglevid1 | @_lamb14

RECORD HIGHS

POINTS
- Career: 25 @ Grand Canyon (2/29/20)
- Season: 14, 2x, Last vs. Louisiana (1/13/22)

REBOUNDS
- Career: 12 @ Georgia Southern (1/8/22)
- Season: 12 @ Georgia Southern (1/8/22)

ASSISTS
- Career: 13, 4x, Last vs. California Baptist (3/7/20)
- Season: 10, 2x, Last vs. Louisiana (1/13/22)

STEALS
- Career: 7, 3x, Last @ Utah Valley (2/26/21)
- Season: 3, 4x, Last vs. ULM (1/15/22)

FIELD GOALS MADE
- Career: 9 @ Grand Canyon (2/29/20)
- Season: 6 vs. Louisiana (1/13/22)

FREE THROWS MADE
- Career: 12 @ Cal State Bakersfield (2/9/19)
- Season: 6 @ Utah State (11/27/21)

3-POINTERS MADE
- Career: 3, 2x, Last vs. Tarleton State (3/6/21)
- Season: 2 vs. Mary Hardin-Baylor (11/13/21)

MINUTES
- Career: 41 vs. ULM (1/15/22)
- Season: 41 vs. ULM (1/15/22)

MISCELLANEOUS

	Season	Career
Double-Figure Points	4	50
20+ Points		2
Double-Figure Assists	2	17
5+ Steals		11
Double-Doubles	2	8

CAREER AWARDS

2021 WAC All-Defensive Team
2020 Lefty Driesell Defensive All-American Team
2020 WAC Defensive Player of the Year
2020 WAC All-Defensive Team
2020 WAC Second Team
2019 Lefty Driesell Defensive All-American Team
2019 WAC Defensive Player of the Year
2019 WAC All-Defensive Team

BIO BLAST

2021-22: Recorded just the third triple-double in program history with 14 points, 10 rebounds and 10 assists against Louisiana (Jan. 13) ... reached 1,000 career points at Georgia Southern (Jan. 8); forced overtime in that game with a buzzer-beating 3-pointer … in that same contest he recorded double-figure rebounds for the first time in his career with 12 … double-double with 12 points and 10 assists versus Mary Hardin-Baylor (Nov. 13).

CAREER OVERVIEW: Among active Division-I players, **ranks 4th with 685 career assists, 6th with 2.2 career steals per game, 4th with 271 career steals and 8th with an assist-to-turnover ratio of 2.5.**

PAINT TOUCHES

- Born in Heidelberg, Germany, and moved to Killeen, Texas, when he was 3.
- Father, Tommy, was in the U.S. Army and instilled discipline and a hard work ethic.
- Puts sugar on his spaghetti.
- Changed jersey number to #1 from #14 this year because he only has one season of eligibility left.
- Raps and freestyles in his spare time, writing some songs.
- New England Patriots fan because he grew up rooting for Randy Moss.
- Ran cross country in high school.
- Earned a Bachelor of Science in Multidisciplinary Studies from UTRGV and is now pursuing a degree in Sociology from UTA.

GAME-BY-GAME STATS

				Total		3-Pointers		Free throws		Rebounds											
Opponent	Date	GS	MIN	FG-FGA	PCT	3FG-3FGA	PCT	FT-FTA	PCT	OFF	DEF	TOT	AVG	PF	A	TO	BLK	STL	PTS	AVG
at Oklahoma St.	11/09/2021	*	24:55	2-5	.400	0-1	.000	0-0	.000	1	4	5	5.0	2	1	4	0	3	4	4.0
Mary Hardin-Baylor	11/13/2021	*	26:22	5-7	.714	2-2	1.000	0-0	.000	0	2	2	3.5	2	10	2	0	2	12	8.0
Abilene Christian	11/16/2021	*	31:14	1-4	.250	0-0	.000	0-0	.000	1	1	2	3.0	3	5	3	0	0	2	6.0
at North Texas	11/18/2021	*	15:04	0-4	.000	0-0	.000	0-0	.000	1	3	4	3.3	1	1	4	0	0	0	4.5
at San Diego St.	11/20/2021	*	31:44	2-8	.250	0-0	.000	1-4	.250	2	2	4	3.4	2	4	2	0	2	5	4.6
at Utah St.	11/27/2021	*	31:00	4-11	.364	0-1	.000	6-6	1.000	0	4	4	3.5	1	4	3	0	0	14	6.2
at UC Santa Barbara	11/29/2021	*	24:27	1-4	.250	0-0	.000	0-2	.000	1	2	3	3.4	4	6	1	0	3	2	5.6
Lamar University	12/11/2021	*	29:12	2-6	.333	1-4	.250	0-0	.000	1	4	5	3.6	2	6	4	0	3	5	5.5
at Oral Roberts	12/16/2021	*	31:12	4-12	.333	0-2	.000	2-3	.667	1	2	3	3.6	3	4	1	0	2	10	6.0
at Oklahoma	12/19/2021	*	20:27	0-3	.000	0-0	.000	0-0	.000	1	0	1	3.3	0	2	2	0	1	0	5.4
Howard Payne	12/22/2021	*	20:32	3-3	1.000	0-0	.000	0-0	.000	0	5	5	3.5	0	8	4	0	1	6	5.5
South Alabama	12/30/2021	*	29:57	2-3	.667	0-0	.000	1-5	.200	2	5	7	3.8	4	7	3	0	1	5	5.4
Troy	01/01/2022	*	29:55	2-9	.222	1-2	.500	0-0	.000	0	4	4	3.8	2	3	1	0	2	5	5.4
at Georgia St.	01/06/2022	*	33:29	3-5	.600	0-1	.000	0-2	.000	1	4	5	3.9	3	8	2	0	0	6	5.4
at Ga. Southern	01/08/2022	*	40:20	4-9	.444	1-3	.333	0-2	.000	3	9	12	4.4	2	1	3	0	2	9	5.7
Louisiana	01/13/2022	*	38:58	6-8	.750	1-1	1.000	1-3	.333	6	4	10	4.8	2	10	2	0	1	14	6.2
La.-Monroe	01/15/2022	*	40:46	1-6	.167	0-3	.000	1-3	.333	2	5	7	4.9	2	3	4	0	3	3	6.0
at Arkansas St.	01/20/2022	*	26:17	3-8	.375	0-1	.000	2-2	1.000	0	4	4	4.8	3	3	1	0	1	8	6.1
Totals		**18**	**525:50**	**45-115**	**.391**	**6-21**	**.286**	**14-32**	**.438**	**23**	**64**	**87**	**4.8**	**38**	**86**	**46**	**0**	**27**	**110**	**6.1**

Player Averages

Games Played	Minutes/ game	Points/ game	FG Pct	3FG Pct	FT Pct	Rebounds/ game	Assists/ game	Turnovers/ game	Assist/Turnover ratio	Steals/ game	Blocks/ game
18	29.2	6.1	39.1	28.6	43.8	4.8	4.8	2.6	1.9	1.5	0.0

CAREER STATS

			Total		3-Ptr		F-Throws		Rebounds											
Season	GP-GS	Min/Avg	FG-FGA	Pct	FG-FGA	Pct	FT-FTA	Pct	Off	Def	Tot	Avg	PF	FO	A	TO	Blk	Stl	Pts	Avg
2017-18	30-23	684/22.8	38-116	.328	7-27	.259	37-61	.607	4	67	71	2.4	62	1	114	44	1	35	120	4.0
2018-19	37-37	1201/32.5	123-312	.394	12-54	.222	108-162	.667	30	116	146	3.9	90	0	211	75	2	109	366	9.9
2019-20	25-25	808/32.3	97-251	.386	17-48	.354	75-106	.708	23	59	82	3.3	57	1	199	68	1	60	286	11.4
2020-21	14-14	441/31.5	49-126	.389	12-36	.333	36-58	.621	15	49	64	4.6	38	2	75	41	0	40	146	10.4
2021-22	18-18	526/29.2	45-115	.391	6-21	.286	14-32	.438	23	64	87	4.8	38	0	86	46	0	27	110	6.1
Total	124-117	3660/29.5	352-920	.383	54-186	.290	270-419	.644	95	355	450	3.6	285	4	685	274	4	271	1028	8.3

HAYDEN BRITTINGHAM

2

Fr.	F	6-5	209	Fort Worth, Texas

Coffeyville Community College | Crowley HS

HEY-denn | @ThaRealHayden | @tharealhayden

RECORD HIGHS

POINTS
- Career: 17 vs. Cowley County (3/6/21)
- Season:

REBOUNDS
- Career: 8 vs. Missouri State-West Plains (1/20/21)
- Season:

BLOCKS
- Career: 3, 2x, Last vs. Neosho County (3/15/21)
- Season:

ASSISTS
- Career: 3 vs. Labette (1/23/21)
- Season:

STEALS
- Career: 2, 4x, Last vs. Chipola (4/23/21)
- Season:

FIELD GOALS MADE
- Career: 8 vs. Cowley County (3/6/21)
- Season:

FREE THROWS MADE
- Career: 8 vs. Missouri State-West Plains (1/20/21)
- Season:

MINUTES
- Career: 24 vs. Cowley County (3/6/21)
- Season:

BIO BLAST

2021-22: Has not played this season (coach's decision).

2020-21: Shot 56 percent from the floor over 30 games ... helped lead Coffeyville CC to the 2021 NJCAA Division I National Championship ... scored in double figures 10 times, highlighted by a 17-point performance against Cowley County CC (Mar. 6) ... scored 12 points and grabbed six rebounds in his NJCAA Tournament debut ... in the semifinal matchup against perennial JUCO power Chipola College, he played a season-high 24 minutes and pulled down seven key rebounds – one shy of matching his high for the year – in a pivotal 66-63 win.

PAINT TOUCHES

- Born in Delaware before moving to Fort Worth when he was in 3rd grade.
- Has a twin sister, Avery, who plays basketball at Stephen F. Austin.
- Favorite food/snack is dipping Cheez-Its in Greek Yogurt.
- Has known UTA associate head coach Royce 'Snoop' Johnson since 5th grade.
- Also played football (quarterback) and was a track and field high jumper in high school.
- Named to the District 5-5A First Team and also the TABC 5A Region 1 Team in high school.

MISCELLANEOUS

	Season	Career
Double-Figure Points		10
20+ Points		
5+ Rebounds		13
2+ Steals		4
2+ Blocks		5

GAME-BY-GAME STATS

MAVERICKS UT ARLINGTON™

CAREER STATS

			Total		3-Ptr		F-Throws		Rebounds											
Season	GP-GS	Min/Avg	FG-FGA	Pct	FG-FGA	Pct	FT-FTA	Pct	Off	Def	Tot	Avg	PF	FO	A	TO	Blk	Stl	Pts	Avg
2020-21	30-0	477/15.9	87-156	.558	0-1	.000	31-62	.500	60	72	132	4.4	70	0	20	30	23	20	205	6.8
2021-22	0-0	0/0.0	0-0	.000	0-0	.000	0-0	.000	0	0	0	0.0	0	0	0	0	0	0	0	0.0
Total	30-0	477/15.9	87-156	.558	0-1	.000	31-62	.500	60	72	132	4.4	70	0	20	30	23	20	205	6.8

CARSON BISCHOFF

3

R-Jr.	G	6-4	210	Ogden, Utah

Utah State | Treasure Valley CC | Utah State Eastern | Weber HS

BISH-off | @carson_bischoff | @carson_bischoff

RECORD HIGHS

POINTS
- **Career** 34 vs. Mt. Hood (12/14/18)
- **Season** 9, 2x, Last vs. ULM (1/15/22)

REBOUNDS
- **Career** 12 vs. Spokane (1/12/19)
- **Season** 4 @ Oral Roberts (12/16/21)

ASSISTS
- **Career** 7, 3x, Last vs. Blue Mountain (1/9/19)
- **Season** 2 vs. Lamar (12/11/21)

STEALS
- **Career** 5 @ Southern Idaho (11/20/18)
- **Season** 2 @ Utah State (11/27/21)

FIELD GOALS MADE
- **Career** 12 vs. Mt. Hood (12/14/18)
- **Season** 3, 2x, Last vs. ULM (1/15/22)

FREE THROWS MADE
- **Career** 8 vs. Snow (11/29/18)
- **Season** 1 @ Oral Roberts (12/16/21)

3-POINT FIELD GOALS MADE
- **Career** 8, 2x, Last vs. Big Bend (1/19/19)
- **Season** 3, 2x, Last vs. ULM (1/15/22)

MINUTES
- **Career** 40, 4x, Last vs. Yakima Valley (2/6/19)
- **Season** 26 @ Oklahoma (12/19/21)

MISCELLANEOUS

	Season	Career
Double-Figure Points		23
20+ Points		13
Double-Doubles		5
3+ 3-Pointers	2	18
1+ Steals	3	28

- Enjoys watching/playing golf; big fan of Utah native Tony Finau and Dallas native Jordan Spieth.
- His uncle played basketball at Weber State.
- Earned First Team All-Region honors as a high school senior in 2016-17 after averaging 15.7 points and 6.5 rebounds.

BIO BLAST

2021-22: Matched a season high with nine points, all coming in the 1st half, on three 3-pointers versus ULM (Jan. 15) ... did not play at Georgia State (Jan. 6) nor at Georgia Southern (Jan. 8) due to COVID protocols ... underwent minor back surgery the week of Nov. 15 to repair an on-going nerve issue ... was cleared to return to the court the week of Nov. 22 and made his season debut on Nov. 27 at Utah State, knocking down three 3-pointers ... had about 30 friends and family at the Utah State game (native of Ogden, Utah, about 30 minutes from Logan).

2020-21: Best performance of the season came with six points off a pair of 3-pointers against Dallas Christian (Dec. 17).

PAINT TOUCHES

- Served a two-year LDS Church (The Church of Jesus Christ of Latter-day Saints) Mission in St. Louis, Mo.
- During that Mission he helped people with various manual-labor tasks: mowing lawns, raking leaves, shoveling driveways, etc.
- Lived with a new companion every six weeks during the Mission. The goal of the Mission is simply to show love to all people throughout the world.
- Committed to UTA without stepping foot on campus in the summer of 2020 during the peak of COVID – took virtual tours to look at facilities, etc.

GAME-BY-GAME STATS

				Total		3-Pointers		Free throws		Rebounds										
Opponent	Date	GS	MIN	FG-FGA	PCT	3FG-3FGA	PCT	FT-FTA	PCT	OFF	DEF	TOT	AVG	PF	A	TO	BLK	STL	PTS	AVG
at Utah St.	11/27/2021		16:46	3-5	.600	3-5	.600	0-0	.000	0	2	2	2.0	2	0	1	0	2	9	9.0
at UC Santa Barbara	11/29/2021		15:43	1-1	1.000	1-1	1.000	0-0	.000	0	0	0	1.0	2	1	0	0	1	3	6.0
Lamar University	12/11/2021		16:13	1-3	.333	1-3	.333	0-0	.000	0	1	1	1.0	1	2	0	0	0	3	5.0
at Oral Roberts	12/16/2021		22:37	2-3	.667	2-3	.667	1-3	.333	0	4	4	1.8	1	0	0	0	1	7	5.5
at Oklahoma	12/19/2021	*	25:32	2-7	.286	2-6	.333	0-0	.000	0	3	3	2.0	0	0	0	0	0	6	5.6
Howard Payne	12/22/2021	*	20:24	1-5	.200	1-5	.200	0-0	.000	0	1	1	1.8	1	1	0	0	1	3	5.2
South Alabama	12/30/2021	*	15:29	0-2	.000	0-2	.000	0-0	.000	0	0	0	1.6	1	1	0	0	0	0	4.4
Troy	01/01/2022	*	12:06	0-2	.000	0-1	.000	0-0	.000	0	0	0	1.4	0	1	0	0	0	0	3.9
Louisiana	01/13/2022		05:18	1-1	1.000	1-1	1.000	0-0	.000	0	0	0	1.2	0	0	1	0	0	3	3.8
La.-Monroe	01/15/2022		09:07	3-4	.750	3-4	.750	0-0	.000	0	0	0	1.1	1	0	0	0	0	9	4.3
at Arkansas St.	01/20/2022		16:53	1-2	.500	1-2	.500	0-0	.000	0	0	0	1.0	0	0	0	0	0	3	4.2
Totals		**4**	**176:08**	**15-35**	**.429**	**15-33**	**.455**	**1-3**	**.333**	**0**	**11**	**11**	**1.0**	**9**	**6**	**2**	**0**	**5**	**46**	**4.2**

Player Averages

Games Played	Minutes/ game	Points/ game	FG Pct	3FG Pct	FT Pct	Rebounds/ game	Assists/ game	Turnovers/ game	Assist/Turnover ratio	Steals/ game	Blocks/ game
11	16.0	4.2	42.9	45.5	33.3	1.0	0.5	0.2	3.0	0.5	0.0

CAREER STATS

			Total		3-Ptr		F-Throws		Rebounds											
Season	GP-GS	Min/Avg	FG-FGA	Pct	FG-FGA	Pct	FT-FTA	Pct	Off	Def	Tot	Avg	PF	FO	A	TO	Blk	Stl	Pts	Avg
2017-18	13-0	212/16.3	31-76	.408	13-41	.317	13-20	.650	10	31	41	3.2	14	0	15	14	0	13	88	6.8
2018-19	21-21	0/0.0	135-314	.430	75-192	.391	68-84	.810	21	118	139	6.6	32	0	55	34	6	34	413	19.7
2020-21	15-0	118/7.9	7-34	.206	6-32	.188	0-0	.000	0	9	9	0.6	16	1	3	3	1	2	20	1.3
2021-22	11-4	177/16.1	15-35	.429	15-33	.455	1-3	.333	0	11	11	1.0	9	0	6	2	0	5	46	4.2
Total	60-25	507/8.5	188-459	.410	109-298	.366	82-107	.766	31	169	200	3.3	71	1	79	53	7	54	567	9.5

DAVID AZORE

4

Gr.	G	6-4	211	Houston, Utah

Clear Brook High School

AYE-zore | @dazore6 | @dazore6

RECORD HIGHS

POINTS
- **Career** 33, 2x, Last @ Georgia Southern (1/8/22)
- **Season** 33 @ Georgia Southern (1/8/22)

REBOUNDS
- **Career** 13 @ Texas State (2/2/19)
- **Season** 9 @ Georgia Southern (1/8/22)

ASSISTS
- **Career** 8 vs. ULM (2/1/20)
- **Season** 4 vs. Lamar (12/11/21)

STEALS
- **Career** 3, 6x, Last @ Louisiana (2/22/21)
- **Season** 2, 2x, Last @ UC Santa Barbara (11/29/21)

FIELD GOALS MADE
- **Career** 12 @ Georgia Southern (1/8/22)
- **Season** 12 @ Georgia Southern (1/8/22)

FREE THROWS MADE
- **Career** 11 vs. Troy (3/5/21)
- **Season** 9, 2x, Last @ Arkansas State (1/20/22)

3-POINT FIELD GOALS MADE
- **Career** 5 @ Georgia Southern (1/8/22)
- **Season** 5 @ Georgia Southern (1/8/22)

MINUTES
- **Career** 41 vs. South Alabama (12/30/21)
- **Season** 41 vs. South Alabama (12/30/21)

MISCELLANEOUS

	Season	Career
Double-Figure Points	13	61
20+ Points	4	11
Double-Doubles		6
5+ Rebounds	7	39
1+ Steals	8	53

CAREER AWARDS

2021-22 Sun Belt Preseason Second Team

2020 Sun Belt Conference Second Team

2020 NABC All-District Second Team

2020-21 Sun Belt Conference Academic Honor Roll

BIO BLAST

2021-22: Did not play versus Louisiana (Jan. 13) nor ULM (Jan. 15) due to COVID protocols ... tied a career high with 33 points on a career-best 5-5 from 3-point range at Georgia Southern (Jan. 8); also had 33 points at Georgia Soutern on Dec. 21, 2019 ... **first Sun Belt Player of the Week honor on Jan. 4 after averaging 27 points and seven rebounds in a pair of wins** ... second-career 30+ point game with exactly 30 versus South Alabama (Dec. 30) ... followed it up with a 24-point outing versus Troy (Jan. 1) ... **became the 28th member of UTA's 1,000 Point Club with a free throw in the 1st half at Oklahoma (Dec. 19)** ... did not play against Howard Payne (Dec. 22) due to a non-COVID illness ... **has led UTA in scoring a team-high 10 times** ... all 16 of his points at Oral Roberts (Dec. 16) came in the 2nd half.

PAINT TOUCHES

- As a true freshman, he tore his ACL in UTA's preseason charity scrimmage win at Oklahoma in October of 2017 and redshirted.
- Has a twin sister, Joilyn, who plays volleyball at Southern University; everyone says they look alike, but he doesn't agree.
- Fan of his hometown Houston Rockets and Houston Texans.
- The self-proclaimed best NBA 2K player on the team.
- Missed 13 games in Sun Belt play due to a leg injury.
- Graduated as Clear Brook High School's all-time leading scorer with 2,006 points.
- Currently pursuing an MBA with a focus in Marketing (which is his undergrad degree).

GAME-BY-GAME STATS

				Total		3-Pointers		Free throws		Rebounds										
Opponent	Date	GS	MIN	FG-FGA	PCT	3FG-3FGA	PCT	FT-FTA	PCT	OFF	DEF	TOT	AVG	PF	A	TO	BLK	STL	PTS	AVG
at Oklahoma St.	11/09/2021	*	26:42	2-9	.222	0-3	.000	2-3	.667	0	1	1	1.0	2	1	4	0	0	6	6.0
Mary Hardin-Baylor	11/13/2021	*	23:36	5-10	.500	0-2	.000	5-5	1.000	1	4	5	3.0	0	1	2	0	2	15	10.5
Abilene Christian	11/16/2021	*	35:00	7-14	.500	1-5	.200	6-8	.750	1	7	8	4.7	4	2	7	0	0	21	14.0
at North Texas	11/18/2021	*	25:06	0-6	.000	0-1	.000	5-5	1.000	0	3	3	4.3	0	0	2	0	0	5	11.8
at San Diego St.	11/20/2021	*	36:53	5-16	.313	0-2	.000	5-7	.714	0	2	2	3.8	5	0	4	0	1	15	12.4
at Utah St.	11/27/2021	*	32:55	7-17	.412	1-4	.250	2-2	1.000	0	3	3	3.7	2	2	3	0	1	17	13.2
at UC Santa Barbara	11/29/2021	*	33:36	3-13	.231	0-3	.000	5-7	.714	0	2	2	3.4	3	3	4	0	2	11	12.9
Lamar University	12/11/2021	*	35:01	3-11	.273	1-5	.200	9-10	.900	0	6	6	3.8	1	4	4	0	1	16	13.3
at Oral Roberts	12/16/2021	*	33:36	6-15	.400	1-2	.500	3-4	.750	0	1	1	3.4	1	0	2	0	0	16	13.6
at Oklahoma	12/19/2021	*	28:58	4-10	.400	1-4	.250	6-8	.750	0	3	3	3.4	0	1	2	0	1	15	13.7
South Alabama	12/30/2021	*	41:23	11-20	.550	0-3	.000	8-9	.889	1	6	7	3.7	4	3	6	0	0	30	15.2
Troy	01/01/2022	*	33:00	9-17	.529	1-3	.333	5-5	1.000	1	6	7	4.0	0	2	1	0	1	24	15.9
at Georgia St.	01/06/2022	*	35:44	5-16	.313	1-2	.500	6-6	1.000	0	5	5	4.1	1	1	1	0	0	17	16.0
at Ga. Southern	01/08/2022	*	40:09	12-21	.571	5-5	1.000	4-7	.571	0	9	9	4.4	2	2	3	0	1	33	17.2
at Arkansas St.	01/20/2022	*	27:35	4-12	.333	1-3	.333	9-10	.900	0	2	2	4.3	3	1	6	0	0	18	17.3
Totals		**15**	**489:14**	**83-207**	**.401**	**13-47**	**.277**	**80-96**	**.833**	**4**	**60**	**64**	**4.3**	**28**	**23**	**51**	**0**	**10**	**259**	**17.3**

Player Averages

Games Played	Minutes/ game	Points/ game	FG Pct	3FG Pct	FT Pct	Rebounds/ game	Assists/ game	Turnovers/ game	Assist/Turnover ratio	Steals/ game	Blocks/ game
15	32.6	17.3	40.1	27.7	83.3	4.3	1.5	3.4	0.5	0.7	0.0

CAREER STATS

			Total		3-Ptr		F-Throws		Rebounds											
Season	GP-GS	Min/Avg	FG-FGA	Pct	FG-FGA	Pct	FT-FTA	Pct	Off	Def	Tot	Avg	PF	FO	A	TO	Blk	Stl	Pts	Avg
2018-19	32-17	743/23.2	75-233	.322	9-47	.191	110-135	.815	21	113	134	4.2	60	1	51	83	2	19	269	8.4
2019-20	32-29	963/30.1	149-340	.438	32-97	.330	119-157	.758	18	136	154	4.8	77	0	117	65	5	33	449	14.0
2020-21	12-12	283/23.6	51-118	.432	14-32	.438	38-46	.826	3	54	57	4.8	22	1	25	14	2	21	154	12.8
2021-22	15-15	489/32.6	83-207	.401	13-47	.277	80-96	.833	4	60	64	4.3	28	1	23	51	0	10	259	17.3
Total	91-73	2478/27.2	358-898	.399	68-223	.305	347-434	.800	46	363	409	4.5	187	3	216	213	9	83	1131	12.4

BRANDYN TALBOT

5

Fr.	G	6-5	176	Newmarket, Ontario

Dream City Christian School

@BrandynTalbot @talllbot

RECORD HIGHS

POINTS
- **Career** 13, 2x, Last vs. Howard Payne (12/22/21)
- **Season** 13 vs. Howard Payne (12/22/21)

REBOUNDS
- **Career** 8 vs. Howard Payne (12/22/20)
- **Season** 4 vs. Howard Payne (12/22/21)

ASSISTS
- **Career** 3, 3x, Last vs. Howard Payne (12/22/21)
- **Season** 3, 2x, Last vs. Howard Payne (12/22/21)

STEALS
- **Career** 1, 6x, Last vs. Louisiana (1/13/22)
- **Season** 1, 5x, Last vs. Louisiana (1/13/22)

FIELD GOALS MADE
- **Career** 5 vs. Howard Payne (12/22/21)
- **Season** 5 vs. Howard Payne (12/22/21)

FREE THROWS MADE
- **Career** 4 vs. Hardin-Simmons (12/11/20)
- **Season** 2 @ Georgia State (1/6/22)

3-POINT FIELD GOALS MADE
- **Career** 3, 2x, Last vs. Howard Payne (12/22/21)
- **Season** 3 vs. Howard Payne (12/22/21)

MINUTES
- **Career** 26 vs. Louisiana (1/13/22)
- **Season** 26 vs. Louisiana (1/13/22)

BIO BLAST

2021-22: Has made at least one 3-pointer in every game but one (only played 69 seconds in the one contest without a triple at Utah State) ... first-career start versus Louisiana (Jan. 13) ... most points versus a D-I opponent in his career with eight at Georgia State (Jan. 6), and followed it up with seven at Georgia Southern (Jan. 8) **... 2nd on the team lead with 18 made 3s** ... any games not played in this season have been a coach's decision ... team-high three steals at Oklahoma (Dec. 19) ... tied a career high with 13 points against Howard Payne (Dec. 22), matching a career best with three 3-pointers.

PAINT TOUCHES

- During his year at Bella Vista Prep, he was not only teammates, but also roommates, with Nicolas Elame.
- He now rooms with Elame, who had a significant impact in Talbot choosing to attend UTA.
- Has lived on his own/with high school teammates since he moved to the United States in 2015-16.
- Has seven other siblings; he is the middle child.
- Averaged 12.4 points, 2.9 assists and 2.4 rebounds per game playing against some of the best competition in the country as a high school senior in 2019-20; Dream City was ranked as high as #21 in the nation by USA Today that year.

MISCELLANEOUS

	Season	Career
Double-Figure Points	1	4
20+ Points		
2+ 3-Pointers	3	6
5+ Rebounds		1
1+ Steals	5	6

GAME-BY-GAME STATS

				Total		3-Pointers		Free throws		Rebounds										
Opponent	Date	GS	MIN	FG-FGA	PCT	3FG-3FGA	PCT	FT-FTA	PCT	OFF	DEF	TOT	AVG	PF	A	TO	BLK	STL	PTS	AVG
at Oklahoma St.	11/09/2021		17:13	1-4	.250	1-4	.250	0-0	.000	0	2	2	2.0	0	0	2	0	0	3	3.0
Mary Hardin-Baylor	11/13/2021		24:39	2-5	.400	2-5	.400	0-0	.000	0	3	3	2.5	1	2	3	0	1	6	4.5
Abilene Christian	11/16/2021		06:38	1-1	1.000	1-1	1.000	0-0	.000	0	1	1	2.0	1	0	0	0	0	3	4.0
at North Texas	11/18/2021		16:52	2-4	.500	1-3	.333	0-0	.000	0	1	1	1.8	1	0	3	0	0	5	4.3
at Utah St.	11/27/2021		01:09	0-0	.000	0-0	.000	0-0	.000	0	0	0	1.4	0	0	0	0	0	0	3.4
at Oral Roberts	12/16/2021		09:37	1-3	.333	1-3	.333	0-0	.000	0	0	0	1.2	0	0	1	0	0	3	3.3
at Oklahoma	12/19/2021		14:28	1-3	.333	1-3	.333	0-0	.000	0	0	0	1.0	0	3	0	0	1	3	3.3
Howard Payne	12/22/2021		21:52	5-7	.714	3-5	.600	0-0	.000	2	2	4	1.4	3	3	3	0	1	13	4.5
South Alabama	12/30/2021		08:46	1-2	.500	1-2	.500	0-0	.000	0	0	0	1.2	0	1	1	0	0	3	4.3
Troy	01/01/2022		06:59	1-2	.500	1-2	.500	0-0	.000	0	0	0	1.1	0	0	0	0	0	3	4.2
at Georgia St.	01/06/2022		22:28	2-10	.200	2-8	.250	2-2	1.000	0	2	2	1.2	3	2	1	0	0	8	4.5
at Ga. Southern	01/08/2022		21:47	3-11	.273	1-8	.125	0-0	.000	0	0	0	1.1	0	1	0	0	1	7	4.8
Louisiana	01/13/2022	*	26:29	1-9	.111	1-8	.125	0-0	.000	0	3	3	1.2	2	2	0	0	1	3	4.6
La.-Monroe	01/15/2022	*	18:24	2-6	.333	1-5	.200	0-0	.000	0	0	0	1.1	2	0	0	1	0	5	4.6
at Arkansas St.	01/20/2022		07:03	1-3	.333	1-3	.333	0-0	.000	0	1	1	1.1	0	0	0	0	0	3	4.5
Totals		**2**	**224:23**	**24-70**	**.343**	**18-60**	**.300**	**2-2**	**1.000**	**2**	**15**	**17**	**1.1**	**13**	**14**	**14**	**1**	**5**	**68**	**4.5**

Player Averages

Games Played	Minutes/ game	Points/ game	FG Pct	3FG Pct	FT Pct	Rebounds/ game	Assists/ game	Turnovers/ game	Assist/Turnover ratio	Steals/ game	Blocks/ game
15	15.0	4.5	34.3	30.0	100.0	1.1	0.9	0.9	1.0	0.3	0.1

MAVERICKS UT ARLINGTON™

CAREER STATS

			Total		3-Ptr		F-Throws		Rebounds											
Season	GP-GS	Min/Avg	FG-FGA	Pct	FG-FGA	Pct	FT-FTA	Pct	Off	Def	Tot	Avg	PF	FO	A	TO	Blk	Stl	Pts	Avg
2020-21	12-0	100/8.3	12-38	.316	8-28	.286	7-12	.583	0	15	15	1.3	11	0	7	12	1	1	39	3.3
2021-22	15-2	227/15.1	24-70	.343	18-60	.300	2-2	1.000	2	15	17	1.1	13	0	14	14	1	5	68	4.5
Total	27-2	327/12.1	36-108	.333	26-88	.295	9-14	.643	2	30	32	1.2	24	0	21	26	2	6	107	4.0

JACK HOIBERG

10

Gr.	G	5-11	172	Burr Ridge, Illinois

Michigan State | Hinsdale High School

HOYE-burg | @JackHoiberg | @jackhoiberg

RECORD HIGHS

POINTS
- Career: 11 @ UC Santa Barbara (11/29/21)
- Season: 11 @ UC Santa Barbara (11/29/21)

REBOUNDS
- Career: 4 @ North Texas (11/18/21)
- Season: 4 @ North Texas (11/18/21)

ASSISTS
- Career: 6 vs. Western Michigan (12/29/19)
- Season: 5 vs. Mary Hardin-Baylor (11/13/21)

STEALS
- Career: 2 vs. ULM (1/15/22)
- Season: 2 vs. ULM (1/15/22)

FIELD GOALS MADE
- Career: 3, 3x, Last vs. Louisiana (1/13/22)
- Season: 3, 3x, Last vs. Louisiana (1/13/22)

FREE THROWS MADE
- Career: 9 @ UC Santa Barbara (11/29/21)
- Season: 9 @ UC Santa Barbara (11/29/21)

3-POINTERS MADE
- Career: 2, 3x, Last vs. Howard Payne (12/22/21)
- Season: 2, 3x, Last vs. Howard Payne (12/22/21)

MINUTES
- Career: 26 vs. ULM (1/15/22)
- Season: 26 vs. ULM (1/15/22)

MISCELLANEOUS

	Season	Career
Double-Figure Points	2	2
20+ Points		
1+ 3-Pointers	6	9
5+ Assists	1	2
1+ Steals	5	8

• UTA pursued him harder than any other school, and he wanted to go to school/live in the South after spending his entire life in seven different Midwest states.

• Received an undergrad degree in Communications from Michigan State and is now pursuing a Master's degree from UTA in Higher Education Leadership.

BIO BLAST

2021-22: Did not play at Georgia State (Jan. 6) nor at Georgia Southern (Jan. 8) due to COVID protocols ... **36 points in his first 44 career games, 68 points in his last 14 games** … first time scoring in double figures with 10 versus Abilene Christian (Nov. 16) … went 9-9 from the free throw line en route to a career-high 11 points at UC Santa Barbara (Nov. 29) ... all nine points versus Louisiana (Jan. 13) came in the 2nd half.

2017-21 AT MICHIGAN STATE: Redshirt in 2017-18; walk-on for 2018-19 and 2019-20 before being put on scholarship for 2020-21.

TOM IZZO: "Jack Hoiberg is one of the smartest, toughest and hardest-working players I've had at Michigan State."

PAINT TOUCHES

• Father, Fred, played 10 NBA seasons and is the former head coach of the Chicago Bulls and current head coach of the Nebraska men's basketball team.

• Great-grandfather, Jerry Bush, was also the head coach at Nebraska from 1954-63.

• Committed to play golf at South Dakota before electing to play basketball at Michigan State. Personal-best round in tournament play is a 69.

• Shoots a basketball and swings a golf club left-handed; everything else is done right-handed.

• Brother, Charlie, is a freshman at TCU, which aided in his decision to attend UTA.

• Can juggle; 4th-grade teacher said he would buy ice cream for anyone in the class who learned how to juggle, and he fulfilled that promise.

GAME-BY-GAME STATS

				Total		3-Pointers		Free throws		Rebounds											
Opponent	Date	GS	MIN	FG-FGA	PCT	3FG-3FGA	PCT	FT-FTA	PCT	OFF	DEF	TOT	AVG	PF	A	TO	BLK	STL	PTS	AVG
at Oklahoma St.	11/09/2021		17:47	0-2	.000	0-0	.000	0-0	.000	1	0	1	1.0	1	0	0	0	0	0	0.0
Mary Hardin-Baylor	11/13/2021		16:22	1-5	.200	0-4	.000	0-0	.000	2	1	3	2.0	3	5	2	0	0	2	1.0
Abilene Christian	11/16/2021		25:04	2-3	.667	1-1	1.000	5-6	.833	1	2	3	2.3	2	2	2	0	0	10	4.0
at North Texas	11/18/2021		25:12	2-4	.500	0-1	.000	0-1	.000	1	3	4	2.8	3	1	3	0	1	4	4.0
at San Diego St.	11/20/2021		18:56	3-6	.500	2-3	.667	0-0	.000	1	1	2	2.6	2	1	0	0	0	8	4.8
at Utah St.	11/27/2021		14:32	2-5	.400	1-3	.333	0-0	.000	0	0	0	2.2	1	1	2	0	0	5	4.8
at UC Santa Barbara	11/29/2021		18:42	1-6	.167	0-1	.000	9-9	1.000	0	2	2	2.1	0	3	0	0	0	11	5.7
Lamar University	12/11/2021		11:15	0-2	.000	0-1	.000	0-1	.000	0	2	2	2.1	1	1	0	0	1	0	5.0
at Oral Roberts	12/16/2021		13:33	1-1	1.000	0-0	.000	0-0	.000	0	1	1	2.0	2	2	2	0	0	2	4.7
at Oklahoma	12/19/2021		19:33	0-4	.000	0-1	.000	0-0	.000	0	0	0	1.8	1	0	0	0	1	0	4.2
Howard Payne	12/22/2021		21:23	3-7	.429	2-4	.500	0-0	.000	1	1	2	1.8	1	4	1	0	1	8	4.5
South Alabama	12/30/2021		20:14	1-4	.250	1-3	.333	0-0	.000	0	0	0	1.7	2	1	1	0	0	3	4.4
Troy	01/01/2022		18:39	2-5	.400	1-3	.333	1-2	.500	0	0	0	1.5	2	1	0	0	0	6	4.5
Louisiana	01/13/2022		16:23	3-3	1.000	1-1	1.000	2-2	1.000	0	1	1	1.5	2	1	2	0	0	9	4.9
La.-Monroe	01/15/2022		25:30	1-7	.143	0-5	.000	0-0	.000	2	0	2	1.5	0	0	2	0	2	2	4.7
at Arkansas St.	01/20/2022		13:43	0-3	.000	0-1	.000	0-0	.000	0	0	0	1.4	0	2	1	0	0	0	4.4
Totals		**0**	**296:48**	**22-67**	**.328**	**9-32**	**.281**	**17-21**	**.810**	**9**	**14**	**23**	**1.4**	**23**	**25**	**18**	**0**	**6**	**70**	**4.4**

Player Averages

Games Played	Minutes/ game	Points/ game	FG Pct	3FG Pct	FT Pct	Rebounds/ game	Assists/ game	Turnovers/ game	Assist/Turnover ratio	Steals/ game	Blocks/ game
16	18.5	4.4	32.8	28.1	81.0	1.4	1.6	1.1	1.4	0.4	0.0

CAREER STATS

			Total		3-Ptr		F-Throws		Rebounds											
Season	GP-GS	Min/Avg	FG-FGA	Pct	FG-FGA	Pct	FT-FTA	Pct	Off	Def	Tot	Avg	PF	FO	A	TO	Blk	Stl	Pts	Avg
2018-19	14-0	18/1.3	2-6	.333	2-3	.667	4-4	1.000	1	1	2	0.1	0	0	3	5	0	1	10	0.7
2019-20	14-0	41/2.9	4-12	.333	1-4	.250	10-14	.714	1	2	3	0.2	6	0	12	3	0	2	19	1.4
2020-21	14-0	44/3.1	2-13	.154	0-6	.000	3-7	.429	1	2	3	0.2	4	0	5	2	0	0	7	0.5
2021-22	16-0	297/18.6	22-67	.328	9-32	.281	17-21	.810	9	14	23	1.4	23	0	25	18	0	6	70	4.4
Total	58-0	400/6.9	30-98	.306	12-45	.267	34-46	.739	12	19	31	0.5	33	0	45	28	0	9	106	1.8

LAZARO ROJAS

12

Gr.	F	6-11	239	Porto Seguro, Brazil

Fresno State | Score Academy

LAZZ-uh-ROW row-HAAS

@big.lazzz

RECORD HIGHS

POINTS
- **Career** 11, 2x, Last vs. Howard Payne (12/22/20)
- **Season** 8, 2x, Last @ Oral Roberts (12/16/21)

REBOUNDS
- **Career** 9, 2x, Last vs. Hardin-Simmons (12/11/20)
- **Season** 7 vs. Howard Payne (12/22/21)

OFFENSIVE REBOUNDS
- **Career** 6 vs. Pacific (11/28/18)
- **Season** 2 @ Utah State (11/27/21)

BLOCKS
- **Career** 2, 4x, Last vs. Howard Payne (12/22/21)
- **Season** 2 vs. Howard Payne (12/22/21)

FIELD GOALS MADE
- **Career** 5 vs. Howard Payne (12/22/20)
- **Season** 4 @ Oral Roberts (12/16/21)

FREE THROWS MADE
- **Career** 6 vs. Weber State (12/5/18)
- **Season** 2, 3x, Last @ Utah State (11/27/21)

MINUTES
- **Career** 19, 2x, Last @ North Texas (11/18/21)
- **Season** 19 @ North Texas (11/18/21)

BIO BLAST

2021-22: Did not play versus Louisiana (Jan. 13) nor ULM (Jan. 15) due to COVID protocols ... best overall game of the year has been an eight-point, six-rebound performance at Utah State (Nov. 27) … suffered an eye injury in practice before the UC Santa Barbara game (Nov. 29) and did not play in that contest ... tied a season high with eight points at Oral Roberts (Dec. 16) ... season-best seven rebounds against Howard Payne (Dec. 22); also **went 2-2 from 3-point range in that game for his first-career triples (was 0-7 entering the game).**

PAINT TOUCHES

- Lived in Brazil until he was 15. Moved to Italy with his mother from ages 15-18 before returning to Brazil to play club basketball in advance of moving to Florida and graduating from Score Academy.
- His father now lives in McKinney, about an hour from campus.
- Call him: Laz.
- Also recruited by Alabama, Colorado State, Maryland, NC State and Ohio State out of high school.
- Committed to UTA without stepping foot on campus in the summer of 2020 during the peak of COVID – took virtual tours to look at facilities, etc.
- Learned to play the ukulele during COVID quarantine.

MISCELLANEOUS

	Season	Career
Double-Figure Points		3
20+ Points		
Double-Doubles		
5+ Rebounds	2	10
2+ Blocks	1	4

- Last year, he suffered a leg injury in the 2nd half at Little Rock (Jan. 2) and missed 13 games in conference before returning on Feb. 26.
- Scored 30 of his 49 points on the year in a three-game stretch (Dec. 11-22).
- Pulled down six rebounds – tied for his most against a D-I opponent – in the Sun Belt Tournament opposite Troy (Mar. 5).

GAME-BY-GAME STATS

				Total		3-Pointers		Free throws		Rebounds										
Opponent	Date	GS	MIN	FG-FGA	PCT	3FG-3FGA	PCT	FT-FTA	PCT	OFF	DEF	TOT	AVG	PF	A	TO	BLK	STL	PTS	AVG
at Oklahoma St.	11/09/2021		14:26	1-3	.333	0-0	.000	0-1	.000	0	4	4	4.0	1	0	2	0	0	2	2.0
Mary Hardin-Baylor	11/13/2021		05:50	2-2	1.000	0-0	.000	2-2	1.000	1	3	4	4.0	3	1	2	0	0	6	4.0
Abilene Christian	11/16/2021	*	09:51	0-1	.000	0-1	.000	2-2	1.000	0	2	2	3.3	1	1	3	0	2	2	3.3
at North Texas	11/18/2021	*	18:41	2-3	.667	0-1	.000	0-0	.000	1	0	1	2.8	3	0	2	1	1	4	3.5
at San Diego St.	11/20/2021		08:09	1-1	1.000	0-0	.000	0-0	.000	0	0	0	2.2	3	0	0	0	0	2	3.2
at Utah St.	11/27/2021		16:39	3-4	.750	0-0	.000	2-2	1.000	2	4	6	2.8	4	0	2	0	1	8	4.0
Lamar University	12/11/2021		12:10	2-6	.333	0-0	.000	0-1	.000	0	4	4	3.0	2	0	2	1	0	4	4.0
at Oral Roberts	12/16/2021		10:21	4-8	.500	0-0	.000	0-0	.000	1	1	2	2.9	2	1	2	1	0	8	4.5
at Oklahoma	12/19/2021		06:52	1-4	.250	0-1	.000	0-0	.000	0	0	0	2.6	2	0	2	0	0	2	4.2
Howard Payne	12/22/2021		13:18	2-3	.667	2-2	1.000	0-0	.000	0	7	7	3.0	1	2	1	2	0	6	4.4
South Alabama	12/30/2021		03:33	0-2	.000	0-0	.000	0-0	.000	0	0	0	2.7	1	0	2	0	0	0	4.0
Troy	01/01/2022		03:13	0-1	.000	0-0	.000	0-1	.000	0	1	1	2.6	2	0	0	0	0	0	3.7
at Georgia St.	01/06/2022		03:13	1-1	1.000	0-0	.000	0-0	.000	0	0	0	2.4	0	0	0	0	0	2	3.5
at Ga. Southern	01/08/2022		10:14	0-2	.000	0-1	.000	0-1	.000	0	1	1	2.3	1	0	0	0	0	0	3.3
Totals		**2**	**136:30**	**19-41**	**.463**	**2-6**	**.333**	**6-10**	**.600**	**5**	**27**	**32**	**2.3**	**26**	**5**	**20**	**5**	**4**	**46**	**3.3**

Player Averages

Games Played	Minutes/ game	Points/ game	FG Pct	3FG Pct	FT Pct	Rebounds/ game	Assists/ game	Turnovers/ game	Assist/Turnover ratio	Steals/ game	Blocks/ game
14	9.7	3.3	46.3	33.3	60.0	2.3	0.4	1.4	0.3	0.3	0.4

CAREER STATS

			Total		3-Ptr		F-Throws		Rebounds											
Season	GP-GS	Min/Avg	FG-FGA	Pct	FG-FGA	Pct	FT-FTA	Pct	Off	Def	Tot	Avg	PF	FO	A	TO	Blk	Stl	Pts	Avg
2017-18	8-0	17/2.1	1-3	.333	0-1	.000	0-0	.000	2	2	4	0.5	1	0	1	1	0	0	2	0.3
2018-19	27-2	221/8.2	26-49	.531	0-0	.000	20-32	.625	19	37	56	2.1	29	0	5	26	11	5	72	2.7
2019-20	10-0	51/5.1	4-8	.500	0-2	.000	2-5	.400	5	7	12	1.2	5	0	2	1	1	1	10	1.0
2020-21	12-2	125/10.4	19-30	.633	0-1	.000	11-15	.733	15	23	38	3.2	13	0	5	7	4	5	49	4.1
2021-22	14-2	137/9.8	19-41	.463	2-6	.333	6-10	.600	5	27	32	2.3	26	0	5	20	5	4	46	3.3
Total	71-6	551/7.8	69-131	.527	2-10	.200	39-62	.629	46	96	142	2.0	74	0	18	55	21	15	179	2.5

NICOLAS ELAME

20

So.	G	6-3	192	Paris, France

Bella Vista Prep

uh-LALM-eh | @nicolaselame | @nicolaselame

RECORD HIGHS

POINTS
- **Career** 17, 2x, Last vs. Mary Hardin-Baylor (11/13/21)
- **Season** 17 vs. Mary Hardin-Baylor (11/13/21)

REBOUNDS
- **Career** 9, 3x, Last @ Georgia State (1/6/22)
- **Season** 9 @ Georgia State (1/6/22)

ASSISTS
- **Career** 6 @ Louisiana Tech (11/27/20)
- **Season** 5 vs. ULM (1/15/22)

STEALS
- **Career** 4 vs. Louisiana (1/13/22)
- **Season** 4 vs. Louisiana (1/13/22)

FIELD GOALS MADE
- **Career** 7 vs. Mary Hardin-Baylor (11/13/21)
- **Season** 7 vs. Mary Hardin-Baylor (11/13/21)

FREE THROWS MADE
- **Career** 5 vs. Texas State (2/11/21)
- **Season** 3 vs. Louisiana (1/13/22)

3-POINT FIELD GOALS MADE
- **Career** 3 @ Georgia Southern (1/8/22)
- **Season** 3 @ Georgia Southern (1/8/22)

MINUTES
- **Career** 36 vs. ULM (1/15/22)
- **Season** 36 vs. ULM (1/15/22)

BIO BLAST

2021-22: Just missed what would have been his first-career double-double with nine points and a career-high-tying nine rebounds at Georgia State (Jan. 6) ... followed it up with a 13-point outing at Georgia Southern (Jan. 8) for his most points this year versus a D-I team ... **matched that with 13 points versus Louisiana (Jan. 13) while adding a career-best four steals** ... season-high five assists opposite ULM (Jan. 15) ... returned at Oklahoma on Dec. 19 after missing the previous month (four games in total) with a hamstring injury ... led UTA with 17 points off the bench versus Mary Hardin-Baylor (Nov. 13) ... 11 points at San Diego State (Nov. 20) ... 12 points against Howard Payne (Dec. 22).

PAINT TOUCHES

- Born in Paris and moved to Cameroon shortly after his birth until he was 14.
- Moved back to Paris for two years before coming to America when he was 16; lived with his cousin in Orlando upon moving to the U.S. and attended Downey Christian School.
- Moved to Houston to live with his aunt, and played his AAU ball with the Houston Defenders.
- Transferred to Bella Vista Prep in Arizona for his junior and season years; roommates with Brandyn Talbot his senior year.
- Call him: Nic.

MISCELLANEOUS

	Season	Career
Double-Figure Points	6	14
20+ Points		
Double-Doubles		
5+ Rebounds	4	17
1+ Steals	11	35

- Is fluent in English and French, and can also speak basic Spanish.
- Former practice player for the French National Team.
- During quarantine last summer he worked out in Paris, often circling the Eiffel Tower on his runs.

GAME-BY-GAME STATS

				Total		3-Pointers		Free throws		Rebounds										
Opponent	Date	GS	MIN	FG-FGA	PCT	3FG-3FGA	PCT	FT-FTA	PCT	OFF	DEF	TOT	AVG	PF	A	TO	BLK	STL	PTS	AVG
at Oklahoma St.	11/09/2021	*	17:46	2-6	.333	0-4	.000	0-2	.000	1	0	1	1.0	1	2	2	0	1	4	4.0
Mary Hardin-Baylor	11/13/2021		21:56	7-8	.875	2-2	1.000	1-1	1.000	0	2	2	1.5	2	2	2	0	1	17	10.5
Abilene Christian	11/16/2021		17:36	1-6	.167	0-0	.000	0-1	.000	1	1	2	1.7	4	1	1	0	3	2	7.7
at North Texas	11/18/2021		20:35	2-7	.286	0-2	.000	0-0	.000	0	1	1	1.5	3	0	1	0	0	4	6.8
at San Diego St.	11/20/2021		11:22	5-8	.625	0-1	.000	1-2	.500	3	0	3	1.8	4	0	1	0	0	11	7.6
at Oklahoma	12/19/2021		11:02	0-0	.000	0-0	.000	0-2	.000	0	0	0	1.5	2	0	2	0	1	0	6.3
Howard Payne	12/22/2021	*	17:47	5-8	.625	0-2	.000	2-2	1.000	1	3	4	1.9	2	3	2	0	2	12	7.1
South Alabama	12/30/2021		19:11	2-3	.667	1-1	1.000	0-0	.000	0	1	1	1.8	1	0	0	0	0	5	6.9
Troy	01/01/2022		16:55	2-8	.250	0-1	.000	1-2	.500	1	1	2	1.8	2	1	0	0	1	5	6.7
at Georgia St.	01/06/2022	*	28:54	3-10	.300	1-2	.500	2-3	.667	3	6	9	2.5	1	2	1	0	2	9	6.9
at Ga. Southern	01/08/2022	*	34:08	5-10	.500	3-5	.600	0-0	.000	1	2	3	2.5	3	4	2	0	1	13	7.5
Louisiana	01/13/2022		20:06	5-10	.500	0-2	.000	3-4	.750	1	5	6	2.8	3	1	3	0	4	13	7.9
La.-Monroe	01/15/2022	*	35:30	2-15	.133	1-6	.167	2-3	.667	3	3	6	3.1	3	5	0	0	1	7	7.8
at Arkansas St.	01/20/2022	*	28:49	5-9	.556	0-3	.000	1-1	1.000	2	3	5	3.2	4	2	1	0	2	11	8.1
Totals		**6**	**301:38**	**46-108**	**.426**	**8-31**	**.258**	**13-23**	**.565**	**17**	**28**	**45**	**3.2**	**35**	**23**	**18**	**0**	**19**	**113**	**8.1**

Player Averages

Games Played	Minutes/ game	Points/ game	FG Pct	3FG Pct	FT Pct	Rebounds/ game	Assists/ game	Turnovers/ game	Assist/Turnover ratio	Steals/ game	Blocks/ game
14	21.5	8.1	42.6	25.8	56.5	3.2	1.6	1.3	1.3	1.4	0.0

CAREER STATS

			Total		3-Ptr		F-Throws		Rebounds											
Season	GP-GS	Min/Avg	FG-FGA	Pct	FG-FGA	Pct	FT-FTA	Pct	Off	Def	Tot	Avg	PF	FO	A	TO	Blk	Stl	Pts	Avg
2019-20	29-2	379/13.1	32-75	.427	1-17	.059	14-27	.519	12	52	64	2.2	35	1	32	23	4	14	79	2.7
2020-21	21-13	520/24.8	55-147	.374	4-28	.143	23-32	.719	21	65	86	4.1	35	1	54	35	3	16	137	6.5
2021-22	14-6	301/21.5	46-108	.426	8-31	.258	13-23	.565	17	28	45	3.2	35	0	23	18	0	19	113	8.1
Total	64-21	1200/18.8	133-330	.403	13-76	.171	50-82	.610	50	145	195	3.0	105	2	109	76	7	49	329	5.1

PEDRO CASTRO

21

Gr.	G	6-6	190	Fort Worth, Texas

Houston Baptist | Blinn College | UT Arlington | Brewer HS

@pcastro_21 @pcastro_21

RECORD HIGHS

POINTS
- **Career** 24, 2x, Last vs. Lamar (3/10/21)
- **Season** 17 @ San Diego State (11/20/21)

REBOUNDS
- **Career** 12, 2x, Last vs. Lamar State-Port Authur (2/5/20)
- **Season** 8 vs. Mary Hardin-Baylor (11/13/21)

ASSISTS
- **Career** 13 @ Victoria College (2/22/20)
- **Season** 3 vs. Mary Hardin-Baylor (11/13/21)

STEALS
- **Career** 5 vs. Lamar (3/10/21)
- **Season** 2, 2x, Last vs. Abilene Christian (11/16/21)

FIELD GOALS MADE
- **Career** 10 vs. Lamar (3/10/21)
- **Season** 7 @ San Diego State (11/20/21)

FREE THROWS MADE
- **Career** 8 vs. Incarnate Word (3/9/21)
- **Season** 2, 2x, Last @ UC Santa Barbara (11/29/21)

3-POINT FIELD GOALS MADE
- **Career** 5 vs. Taylor Made Prep (11/9/19)
- **Season** 3 @ San Diego State (11/20/21)

MINUTES
- **Career** 36, 5x Last vs. Abilene Christian (11/16/21)
- **Season** 36 vs. Abilene Christian (11/16/21)

MISCELLANEOUS

	Season	Career
Double-Figure Points	2	44
20+ Points		5
Double-Doubles		15
Double-Figure Rebounds		16
4+ 3-Pointers		5

• Received an undergrad degree in Interdisciplinary Studies from Houston Baptist and is now pursuing a Master's degree from UTA in Criminal Justice.

• Led Houston Baptist in scoring (14.8), rebounding (7.3), steals (1.5) and blocks (1.1) last year; also led the Huskies in 3-pointers made (49) and 3-point percentage (.480).

BIO BLAST

2021-22: Out for the season after undergoing back surgery on Dec. 18 following an injury at Oral Roberts on Dec. 16 … needs 123 more points to reach 1,000 for his career … prior to the injury, was one of just three UTA players (David Azore, Javon Levi) to have started all nine games … led the Mavs in scoring three times … scored a team-best 17 points – his most as a member of UTA – at San Diego State (Nov. 20) … held scoreless at Utah State (Nov. 27) – his first pointless game since he was a redshirt freshman with the Mavs (two schools in-between) on Mar. 16, 2019, in a Sun Belt Tournament semifinal win over Georgia Southern … bounced back with a team-high 16 points at UC Santa Barbara (Nov. 29).

PAINT TOUCHES

• Played for UTA from 2017-19, utilizing a redshirt season in 2017-18. Transferred back to UTA prior to the 2021-22 campaign following one season at Blinn College (2019-20) and one year at Houston Baptist (2020-21).

• Got married and had a child over the summer.

• Had open-heart surgery at the age of 16 to repair a vein wrapped around a heart valve.

• Can play the drums.

• Once his playing career is over, aspires to be an FBI agent.

GAME-BY-GAME STATS

				Total		3-Pointers		Free throws		Rebounds										
Opponent	Date	GS	MIN	FG-FGA	PCT	3FG-3FGA	PCT	FT-FTA	PCT	OFF	DEF	TOT	AVG	PF	A	TO	BLK	STL	PTS	AVG
at Oklahoma St.	11/09/2021	*	24:04	4-6	.667	1-3	.333	0-0	.000	1	3	4	4.0	1	0	2	3	0	9	9.0
Mary Hardin-Baylor	11/13/2021	*	23:05	3-8	.375	0-3	.000	0-0	.000	0	8	8	6.0	1	3	1	1	2	6	7.5
Abilene Christian	11/16/2021	*	36:12	3-9	.333	2-4	.500	0-0	.000	0	6	6	6.0	4	2	5	2	2	8	7.7
at North Texas	11/18/2021	*	26:23	1-7	.143	0-2	.000	2-3	.667	1	0	1	4.8	1	0	3	0	0	4	6.8
at San Diego St.	11/20/2021	*	35:06	7-15	.467	3-7	.429	0-0	.000	1	4	5	4.8	1	2	3	1	1	17	8.8
at Utah St.	11/27/2021	*	26:16	0-5	.000	0-2	.000	0-0	.000	1	5	6	5.0	0	2	0	0	1	0	7.3
at UC Santa Barbara	11/29/2021	*	28:25	6-12	.500	2-6	.333	2-3	.667	0	1	1	4.4	2	2	2	1	1	16	8.6
Lamar University	12/11/2021	*	28:46	1-7	.143	1-4	.250	1-2	.500	0	2	2	4.1	0	2	1	0	1	4	8.0
at Oral Roberts	12/16/2021	*	03:10	0-2	.000	0-1	.000	0-0	.000	0	1	1	3.8	0	0	0	0	1	0	7.1
Totals		**9**	**231:27**	**25-71**	**.352**	**9-32**	**.281**	**5-8**	**.625**	**4**	**30**	**34**	**3.8**	**10**	**13**	**17**	**8**	**9**	**64**	**7.1**

Player Averages

Games Played	Minutes/ game	Points/ game	FG Pct	3FG Pct	FT Pct	Rebounds/ game	Assists/ game	Turnovers/ game	Assist/Turnover ratio	Steals/ game	Blocks/ game
9	25.7	7.1	35.2	28.1	62.5	3.8	1.4	1.9	0.8	1.0	0.9

CAREER STATS

			Total		3-Ptr		F-Throws		Rebounds											
Season	GP-GS	Min/Avg	FG-FGA	Pct	FG-FGA	Pct	FT-FTA	Pct	Off	Def	Tot	Avg	PF	FO	A	TO	Blk	Stl	Pts	Avg
2018-19	33-3	440/13.3	34-79	.430	11-42	.262	7-12	.583	9	60	69	2.1	28	0	29	15	12	7	86	2.6
2019-20	33-30	0/0.0	141-285	.495	43-110	.391	31-53	.585	41	167	208	6.3	63	2	120	48	48	32	356	10.8
2020-21	25-25	751/30.0	135-284	.475	49-102	.480	52-59	.881	37	145	182	7.3	36	0	43	62	28	38	371	14.8
2021-22	9-9	231/25.7	25-71	.352	9-32	.281	5-8	.625	4	30	34	3.8	10	0	13	17	8	9	64	7.1
Total	100-67	1422/14.2	335-719	.466	112-286	.392	95-132	.720	91	402	493	4.9	137	2	205	142	96	86	877	8.8

SHEMAR WILSON

22

Fr.	F	6-9	225	Avondale, Arizona

Phoenix College | Tolleson Union HS

SHUH-marr | @Shemar21_ | @_22shemar

RECORD HIGHS

POINTS
- **Career** 29 vs. Bismarck State (12/29/20)
- **Season** 15 vs. Mary Hardin-Baylor (11/13/21)

REBOUNDS
- **Career** 18 vs. Tohono O'odham (12/4/20)
- **Season** 8 vs. Howard Payne (12/22/21)

BLOCKS
- **Career** 5 @ Scottsdale (12/11/20)
- **Season** 1, 6x, Last vs. Troy (1/1/22)

ASSISTS
- **Career** 3 @ McCook (11/3/20)
- **Season** 2, 4x, Last vs. Louisiana (1/13/22)

STEALS
- **Career** 4 vs. Glendale (11/20/20)
- **Season** 2, 2x, Last vs. Troy (1/1/22)

FIELD GOALS MADE
- **Career** 12 vs. Bismarck State (12/29/20)
- **Season** 6, 2x, Last vs. Howard Payne (12/22/21)

FREE THROWS MADE
- **Career** 7, 2x, Last @ Pima (1/15/21)
- **Season** 5 vs. ULM (1/15/22)

MINUTES
- **Career** 32 @ Eastern Arizona (1/4/21)
- **Season** 24 @ UC Santa Barbara (11/29/21)

BIO BLAST

2021-22: Back-to-back double-figure point games to open conference play ... tallied 15 points – his most as a member of UTA – in his first start with the Mavs against Mary Hardin-Baylor (Nov. 13) … **went 6-6 from the floor in that game, tied for the 10th-most makes without a miss (min. 5 attempts) in program history** ... did not play (coach's decision) versus Lamar (Dec. 11) ... team-best 14 points and team-high-tying eight rebounds against Howard Payne (Dec. 22) ... **2nd on the team with 35 offensive rebounds** ... most points against a D-I team with 14 off the bench versus South Alabama (Dec. 30).

2020-21 AT PHOENIX COLLEGE: Phoenix College (NJCAA) season canceled due to COVID-19. **2019-20:** Nearly averaged a double-double with 12.1 points and 9.8 rebounds.

PAINT TOUCHES

- Is a good cook; favorite dish to make is shrimp alfredo.
- Self-described "hands-down the best" Madden player on the team; plays with the Cleveland Browns.
- Chicago Bears fan; was born in Macomb, Ill., and lived there for a few years before moving to Phoenix.
- Ambidextrous – can do everything with both hands except shoot a basketball with his left hand.
- Wants to be a sports agent or analyst when his playing career is over.
- Posted 13 double-doubles in 2019-20, including five-straight to end the year.

MISCELLANEOUS

	Season	Career
Double-Figure Points	4	22
Double-Doubles		13
20+ Points		5
Double-Figure Rebounds		16
3+ Blocks		7

- Played football (tight end and defensive end) in high school, in addition to competing in the triple jump and high jump events as a track and field team member.
- Tied for 20th in the nation in rebounds per game (9.8) in 2019-20 at Phoenix College … shot a gaudy 64.1 percent from the floor, which was the 5th-best percentage in the country.

GAME-BY-GAME STATS

				Total		3-Pointers		Free throws		Rebounds										
Opponent	Date	GS	MIN	FG-FGA	PCT	3FG-3FGA	PCT	FT-FTA	PCT	OFF	DEF	TOT	AVG	PF	A	TO	BLK	STL	PTS	AVG
at Oklahoma St.	11/09/2021		11:50	3-4	.750	0-1	.000	0-2	.000	1	1	2	2.0	2	0	1	0	0	6	6.0
Mary Hardin-Baylor	11/13/2021	*	14:37	6-6	1.000	0-0	.000	3-4	.750	4	3	7	4.5	2	1	0	1	0	15	10.5
Abilene Christian	11/16/2021		17:04	3-4	.750	0-0	.000	2-5	.400	2	5	7	5.3	3	2	2	1	0	8	9.7
at North Texas	11/18/2021		16:24	0-2	.000	0-0	.000	2-4	.500	1	2	3	4.8	3	0	0	0	0	2	7.8
at San Diego St.	11/20/2021		11:34	2-2	1.000	0-0	.000	0-0	.000	0	2	2	4.2	5	0	1	0	0	4	7.0
at Utah St.	11/27/2021		06:27	1-1	1.000	0-0	.000	0-0	.000	1	0	1	3.7	2	0	0	1	1	2	6.2
at UC Santa Barbara	11/29/2021	*	23:57	4-8	.500	0-0	.000	1-2	.500	3	3	6	4.0	4	0	2	0	0	9	6.6
at Oral Roberts	12/16/2021		05:00	0-1	.000	0-0	.000	0-0	.000	1	1	2	3.8	2	0	0	0	0	0	5.8
at Oklahoma	12/19/2021		13:33	4-7	.571	0-0	.000	0-1	.000	2	3	5	3.9	4	2	3	1	2	8	6.0
Howard Payne	12/22/2021		19:27	6-8	.750	0-0	.000	2-3	.667	7	1	8	4.3	3	1	3	1	0	14	6.8
South Alabama	12/30/2021		20:27	5-6	.833	0-0	.000	4-4	1.000	4	3	7	4.5	2	0	1	0	0	14	7.5
Troy	01/01/2022		17:52	3-4	.750	0-0	.000	4-4	1.000	2	4	6	4.7	1	2	0	1	2	10	7.7
at Georgia St.	01/06/2022		14:15	2-4	.500	0-0	.000	0-0	.000	1	2	3	4.5	4	0	0	0	0	4	7.4
at Ga. Southern	01/08/2022		08:46	1-5	.200	0-0	.000	0-0	.000	3	1	4	4.5	1	0	0	0	0	2	7.0
Louisiana	01/13/2022		16:13	2-2	1.000	0-0	.000	1-2	.500	1	1	2	4.3	1	2	0	0	0	5	6.9
La.-Monroe	01/15/2022		22:43	1-1	1.000	0-0	.000	5-8	.625	2	4	6	4.4	4	0	2	0	1	7	6.9
at Arkansas St.	01/20/2022		08:28	0-0	.000	0-0	.000	0-0	.000	0	1	1	4.2	0	0	0	0	0	0	6.5
Totals		**2**	**248:39**	**43-65**	**.662**	**0-1**	**.000**	**24-39**	**.615**	**35**	**37**	**72**	**4.2**	**43**	**10**	**15**	**6**	**6**	**110**	**6.5**

Player Averages

Games Played	Minutes/ game	Points/ game	FG Pct	3FG Pct	FT Pct	Rebounds/ game	Assists/ game	Turnovers/ game	Assist/Turnover ratio	Steals/ game	Blocks/ game
17	14.6	6.5	66.2	0.0	61.5	4.2	0.6	0.9	0.7	0.4	0.4

CAREER STATS

			Total		3-Ptr		F-Throws		Rebounds											
Season	GP-GS	Min/Avg	FG-FGA	Pct	FG-FGA	Pct	FT-FTA	Pct	Off	Def	Tot	Avg	PF	FO	A	TO	Blk	Stl	Pts	Avg
2019-20	31-25	649/20.9	139-217	.641	0-1	.000	97-149	.651	131	173	304	9.8	92	3	20	42	53	33	375	12.1
2021-22	17-2	249/14.6	43-65	.662	0-1	.000	24-39	.615	35	37	72	4.2	43	1	10	15	6	6	110	6.5
Total	48-27	898/18.7	182-282	.645	0-2	.000	121-188	.644	166	210	376	7.8	135	4	30	57	59	39	485	10.1

PATRICK MWAMBA

23

R-So.	F	6-7	201	Bukavu, Congo

NBA Academy Africa | Keur Madior International HS

WAMBA | @patrick23mwamba | @patrick_kzmwamba

RECORD HIGHS

POINTS
- **Career** 22 vs. Louisiana (1/13/22)
- **Season** 22 vs. Louisiana (1/13/22)

REBOUNDS
- **Career** 12, 2x, Last vs. ULM (2/6/21)
- **Season** 8, 3x, Last @ Georgia Southern (1/8/22)

ASSISTS
- **Career** 5 vs. Louisiana (1/13/22)
- **Season** 5 vs. Louisiana (1/13/22)

STEALS
- **Career** 4, 2x, Last vs. South Alabama (12/30/21)
- **Season** 4 vs. South Alabama (12/30/21)

FIELD GOALS MADE
- **Career** 9 vs. Louisiana (1/13/22)
- **Season** 9 vs. Louisiana (1/13/22)

FREE THROWS MADE
- **Career** 7 @ Georgia Southern (1/8/22)
- **Season** 7 @ Georgia Southern (1/8/22)

3-POINT FIELD GOALS MADE
- **Career** 3, 10x, Last @ Arkansas State (1/20/22)
- **Season** 3, 3x, Last @ Arkansas State (1/20/22)

MINUTES
- **Career** 38 vs. ULM (1/15/22)
- **Season** 38 vs. ULM (1/15/22)

MISCELLANEOUS

	Season	Career
Double-Figure Points	9	21
20+ Points	2	2
Double-Doubles		2
5+ Rebounds	7	24
1+ Steals	14	45

• After seeing him at Next Generation Sunday in 2018, UTA coaches flew to Australia to watch his NBA Academy team play in a showcase, but Mwamba was not present due to a final exam to graduate high school – which they knew ahead of time would be the case. Despite that, based off the talent around Mwamba's team, UTA coaches knew that had a strong player and offered him.

BIO BLAST

2021-22: Career-high 22 points and five assists versus Louisiana (Jan. 13) and followed it up with his second-career 20-point game with 20 versus ULM (Jan. 15) ... after scoring four total points through his first three games of the year, is **averaging 12.9 points over his last 12 games** ... returned at Utah State on Nov. 27 after missing three of the previous four games due to health protocol ... then season bests of 12 points, eight rebounds and three assists versus Howard Payne (Dec. 22) ... 16 points in a win over South Alabama (Dec. 30) ... tied then season highs with 16 points and eight rebounds at Georgia State (Jan. 6).

PAINT TOUCHES

• Has 11 other brothers and sisters.

• Has run a mile in 4 minutes and 53 seconds; best time since he's been at UTA: 5 minutes and 12 seconds.

• Can speak French fluently along with teammate Nicolas Elame.

• Suffered a broken right foot in the sixth game of the 2019-20 season at Gonzaga and utilized a redshirt season.

• Was the first NBA Academy Africa graduate to sign with a Division-I school.

• He participated in the first NCAA-sponsored Next Generation Sunday at the Final Four in 2018, which is where UTA coaches first saw him.

GAME-BY-GAME STATS

				Total		3-Pointers		Free throws		Rebounds										
Opponent	Date	GS	MIN	FG-FGA	PCT	3FG-3FGA	PCT	FT-FTA	PCT	OFF	DEF	TOT	AVG	PF	A	TO	BLK	STL	PTS	AVG
at Oklahoma St.	11/09/2021		16:49	0-5	.000	0-4	.000	1-2	.500	1	2	3	3.0	2	0	3	2	2	1	1.0
Abilene Christian	11/16/2021		12:00	1-4	.250	0-1	.000	0-0	.000	0	1	1	2.0	3	1	2	0	1	2	1.5
at Utah St.	11/27/2021		22:34	0-3	.000	0-3	.000	1-2	.500	0	3	3	2.3	1	1	1	2	1	1	1.3
at UC Santa Barbara	11/29/2021	*	22:38	3-5	.600	2-4	.500	2-2	1.000	1	4	5	3.0	4	1	1	0	1	10	3.5
Lamar University	12/11/2021	*	28:17	4-11	.364	2-7	.286	0-0	.000	4	3	7	3.8	1	1	1	0	1	10	4.8
at Oral Roberts	12/16/2021	*	27:56	4-13	.308	1-5	.200	0-0	.000	1	3	4	3.8	3	2	2	2	2	9	5.5
at Oklahoma	12/19/2021	*	24:13	3-7	.429	2-5	.400	2-2	1.000	0	1	1	3.4	1	1	2	0	1	10	6.1
Howard Payne	12/22/2021	*	18:50	3-10	.300	2-7	.286	4-5	.800	3	5	8	4.0	1	3	0	1	1	12	6.9
South Alabama	12/30/2021	*	28:03	6-10	.600	2-4	.500	2-2	1.000	1	3	4	4.0	2	2	1	0	4	16	7.9
Troy	01/01/2022	*	29:19	1-9	.111	0-5	.000	3-6	.500	0	5	5	4.1	4	4	2	2	2	5	7.6
at Georgia St.	01/06/2022	*	30:16	6-13	.462	3-5	.600	1-2	.500	1	7	8	4.5	1	3	2	1	1	16	8.4
at Ga. Southern	01/08/2022	*	29:23	1-5	.200	0-3	.000	7-9	.778	2	6	8	4.8	4	2	2	0	0	9	8.4
Louisiana	01/13/2022	*	35:55	9-18	.500	2-8	.250	2-4	.500	1	3	4	4.7	0	5	3	0	1	22	9.5
La.-Monroe	01/15/2022	*	37:56	6-18	.333	3-10	.300	5-9	.556	1	4	5	4.7	4	3	3	0	1	20	10.2
at Arkansas St.	01/20/2022	*	24:55	6-12	.500	3-5	.600	0-0	.000	2	2	4	4.7	3	3	1	0	2	15	10.5
Totals		**12**	**389:03**	**53-143**	**.371**	**22-76**	**.289**	**30-45**	**.667**	**18**	**52**	**70**	**4.7**	**34**	**32**	**26**	**10**	**21**	**158**	**10.5**

Player Averages

Games Played	Minutes/ game	Points/ game	FG Pct	3FG Pct	FT Pct	Rebounds/ game	Assists/ game	Turnovers/ game	Assist/Turnover ratio	Steals/ game	Blocks/ game
15	25.9	10.5	37.1	28.9	66.7	4.7	2.1	1.7	1.2	1.4	0.7

CAREER STATS

			Total		3-Ptr		F-Throws		Rebounds											
Season	GP-GS	Min/Avg	FG-FGA	Pct	FG-FGA	Pct	FT-FTA	Pct	Off	Def	Tot	Avg	PF	FO	A	TO	Blk	Stl	Pts	Avg
2018-19	27-12	386/14.3	33-82	.402	7-30	.233	16-30	.533	22	46	68	2.5	49	0	18	31	5	26	89	3.3
2019-20	5-0	73/14.6	5-17	.294	1-6	.167	4-6	.667	3	15	18	3.6	10	1	3	3	5	2	15	3.0
2020-21	25-22	555/22.2	60-156	.385	34-89	.382	19-30	.633	24	94	118	4.7	60	3	16	22	20	22	173	6.9
2021-22	15-12	388/25.9	53-143	.371	22-76	.289	30-45	.667	18	52	70	4.7	34	0	32	26	10	21	158	10.5
Total	72-46	1402/19.5	151-398	.379	64-201	.318	69-111	.622	67	207	274	3.8	153	4	69	82	40	71	435	6.0

MONTEZ YOUNG JR. 24

Fr.	F	6-5	192	Waxahachie, Texas

Waxahachie High School

@MontezYoungJr1 @montezyoungjr

RECORD HIGHS

POINTS
- Career: 12 vs. Mary Hardin-Baylor (11/13/21)
- Season: Same As Career

REBOUNDS
- Career: 11 vs. ULM (1/15/22)
- Season: Same As Career

BLOCKS
- Career: 2 @ North Texas (11/18/21)
- Season: Same As Career

ASSISTS
- Career: 3, 2x, Last vs. Troy (1/1/22)
- Season: Same As Career

STEALS
- Career: 3 @ Oklahoma (12/19/21)
- Season: Same As Career

FIELD GOALS MADE
- Career: 6 vs. Mary Hardin-Baylor (11/13/21)
- Season: Same As Career

FREE THROWS MADE
- Career: 2 @ North Texas (11/18/21)
- Season: Same As Career

MINUTES
- Career: 26 @ San Diego State (11/20/21)
- Season: Same As Career

BIO BLAST

2021-22: Recorded 12 points in his first collegiate start versus Mary Hardin-Baylor (Nov. 13) … **has 36 offensive rebounds, the most on the team** … responsible for three of UTA's six double-figure rebound games: 10 at San Diego State (Nov. 20), 10 at Oral Roberts (Dec. 16) and a **career-high 11 versus ULM (Jan 15)**, five of which came on the offensive end … nine games of 5+ rebounds … team-best three steals, a personal high, at Oklahoma (Dec. 19).

2020-21 IN HIGH SCHOOL: Averaged 17 points, 10 rebounds and two blocks per game as a senior … named to the Class 6A First Team All-District and All-Region teams by the Texas Association of Basketball Coaches.

PAINT TOUCHES

- Father was in the Marines and the family moved often: born in San Diego and lived in California before moving to Virginia when he was in 4th grade; spent 6th-9th grade in Japan before settling in Texas.
- Older brother, Davion, is in the Air Force.
- Loves all juice, but Lemonade is his go-to drink.
- Call him: Tez.
- Favorite food while in Japan was the Japanese fried rice.
- Played football and participated in track and field before moving to Texas; once in high school he focused solely on basketball.

MISCELLANEOUS

	Season	Career
Double-Figure Points	1	1
Double-Doubles		
20+ Points		
Double-Figure Rebounds	3	3
3+ Blocks		

- Led Waxahachie HS to a 20-3 record and a district championship, finishing No. 2 in the state and No. 13 in the nation by MaxPreps last year.
- Accomplished something that no other player ever has at the 2021 DFW High School All-Star Showcase – which featured 11 Division-I signees at the time – when he was named both the Unsigned Diamonds MVP and the All-Star MVP.

GAME-BY-GAME STATS

				Total		3-Pointers		Free throws		Rebounds											
Opponent	Date	GS	MIN	FG-FGA	PCT	3FG-3FGA	PCT	FT-FTA	PCT	OFF	DEF	TOT	AVG	PF	A	TO	BLK	STL	PTS	AVG
at Oklahoma St.	11/09/2021		12:38	3-5	.600	0-0	.000	0-0	.000	1	2	3	3.0	2	0	0	0	1	6	6.0
Mary Hardin-Baylor	11/13/2021	*	21:33	6-9	.667	0-1	.000	0-0	.000	2	3	5	4.0	1	2	1	0	2	12	9.0
Abilene Christian	11/16/2021		09:27	1-1	1.000	1-1	1.000	0-0	.000	0	1	1	3.0	2	0	0	0	0	3	7.0
at North Texas	11/18/2021		16:36	2-4	.500	0-0	.000	2-8	.250	2	6	8	4.3	3	1	1	2	0	6	6.8
at San Diego St.	11/20/2021	*	25:59	0-6	.000	0-1	.000	0-0	.000	5	5	10	5.4	0	3	1	0	2	0	5.4
at Utah St.	11/27/2021	*	14:48	1-2	.500	0-0	.000	0-0	.000	0	0	0	4.5	2	0	1	0	1	2	4.8
at UC Santa Barbara	11/29/2021		16:10	1-4	.250	0-1	.000	0-0	.000	4	4	8	5.0	1	1	1	0	0	2	4.4
Lamar University	12/11/2021		11:37	0-1	.000	0-0	.000	0-0	.000	0	1	1	4.5	2	1	1	0	1	0	3.9
at Oral Roberts	12/16/2021		18:19	2-3	.667	0-1	.000	0-0	.000	3	7	10	5.1	1	1	2	0	0	4	3.9
at Oklahoma	12/19/2021		15:47	1-3	.333	0-1	.000	0-0	.000	1	3	4	5.0	1	0	1	0	3	2	3.7
Howard Payne	12/22/2021		20:58	4-8	.500	0-2	.000	0-0	.000	2	4	6	5.1	1	1	2	0	2	8	4.1
South Alabama	12/30/2021		16:57	3-5	.600	0-0	.000	0-0	.000	4	2	6	5.2	3	0	1	0	0	6	4.3
Troy	01/01/2022		13:07	0-0	.000	0-0	.000	0-0	.000	0	1	1	4.8	1	3	0	0	0	0	3.9
at Georgia St.	01/06/2022		09:32	1-2	.500	0-0	.000	0-0	.000	4	3	7	5.0	0	0	1	1	1	2	3.8
at Ga. Southern	01/08/2022		10:35	0-2	.000	0-0	.000	0-0	.000	1	1	2	4.8	1	1	0	1	0	0	3.5
Louisiana	01/13/2022	*	17:31	3-6	.500	0-1	.000	0-0	.000	2	2	4	4.8	1	0	1	0	1	6	3.7
La.-Monroe	01/15/2022		23:11	1-3	.333	0-0	.000	0-1	.000	5	6	11	5.1	1	2	0	0	1	2	3.6
at Arkansas St.	01/20/2022		15:08	2-3	.667	0-0	.000	0-0	.000	0	1	1	4.9	2	2	0	0	1	4	3.6
Totals		**4**	**289:54**	**31-67**	**.463**	**1-9**	**.111**	**2-9**	**.222**	**36**	**52**	**88**	**4.9**	**25**	**18**	**14**	**4**	**16**	**65**	**3.6**

Player Averages

Games Played	Minutes/ game	Points/ game	FG Pct	3FG Pct	FT Pct	Rebounds/ game	Assists/ game	Turnovers/ game	Assist/Turnover ratio	Steals/ game	Blocks/ game
18	16.1	3.6	46.3	11.1	22.2	4.9	1.0	0.8	1.3	0.9	0.2

CAREER STATS

			Total		3-Ptr		F-Throws		Rebounds											
Season	GP-GS	Min/Avg	FG-FGA	Pct	FG-FGA	Pct	FT-FTA	Pct	Off	Def	Tot	Avg	PF	FO	A	TO	Blk	Stl	Pts	Avg
2021-22	18-4	289/16.1	31-67	.463	1-9	.111	2-9	.222	36	52	88	4.9	25	0	18	14	4	16	65	3.6
Total	18-4	289/16.1	31-67	.463	1-9	.111	2-9	.222	36	52	88	4.9	25	0	18	14	4	16	65	3.6

ANTONIO ROMANELLI 15

Fr.	G	6-0	170	Sydney, Australia

Spring Creek Academy

ROW-muh-nelly

@antonio_romanelli15

BIO BLAST

CAREER OVERVIEW

Career-High Points: 3, 2x, Last vs. Mary Hardin-Baylor (11/13/21)
Career-High Rebounds: 4 vs. Dallas Christian (12/17/20)
Career-High Assists: 1, 3x, Last @ Oklahoma State (11/9/21)
2020-21 Sun Belt Conference Academic Honor Roll

AS A FRESHMAN (2020-21)

Played in three games as a walk-on … made his collegiate debut against Hardin-Simmons (Dec. 11), logging seven minutes of action … scored his first-career points opposite Dallas Christian (Dec. 17) on a 3-pointer … also pulled down four rebounds and passed out an assist in that contest … played a season-high nine minutes versus Howard Payne (Dec. 22), grabbing a rebound and issuing an assist.

HIGH SCHOOL

Played two years at Spring Creek – the first two years the academy had a basketball team – and averaged 13.9 points and 3.9 assists as a senior … shot 81 percent from the free-throw line and 43 percent from the field.

PERSONAL

Played his club ball with TRT Basketball Academy … lived in Sydney until he was 3 years old; Melbourne until he was 8; Malaysia for one year; Singapore for seven years from age 9-16 and now Plano for the last five years … started playing basketball when he was in Melbourne between ages 6-7 … graduated from high school with a 4.0 GPA and a 1310 SAT … student council treasurer and National Honor Society member … also served as an IT support administrator at Spring Creek … mechanical engineer major who is thinking about double majoring in aerospace engineering … aspires to be a business entrepreneur.

			Total		3-Ptr		F-Throws		Rebounds											
Season	GP-GS	Min/Avg	FG-FGA	Pct	FG-FGA	Pct	FT-FTA	Pct	Off	Def	Tot	Avg	PF	FO	A	TO	Blk	Stl	Pts	Avg
2020-21	3-0	24/8.0	1-7	.143	1-6	.167	0-0	.000	1	4	5	1.7	0	0	2	1	0	0	3	1.0
2021-22	3-0	7/2.3	1-3	.333	1-2	.500	1-2	.500	0	1	1	0.3	0	0	1	0	0	0	4	1.3
Total	6-0	31/5.2	2-10	.200	2-8	.250	1-2	.500	1	5	6	1.0	0	0	3	1	0	0	7	1.2

NATHANIEL SPURGEON 55

Sr.	G	6-0	165	Azle, Texas

Texas Wesleyan | Homeschooled

spurr-GIN

@natespurgeon55

@nathanielspurgeon

BIO BLAST

Will not play this season after tearing his left meniscus in the preseason following a non-contact injury ... homeschooled in high school, playing club basketball for the Weatherford Express … named Third Team All-Nation as a homeschooler … attended Texas Wesleyan in 2018 before transferring to UT Arlington later that same year … joined the men's basketball program as a student manager in August of 2019, and remained in that role for the 2019-20 and 2020-21 seasons … walked-on as a player in advance of the 2021-22 season ... advertising major.

			Total		3-Ptr		F-Throws		Rebounds											
Season	GP-GS	Min/Avg	FG-FGA	Pct	FG-FGA	Pct	FT-FTA	Pct	Off	Def	Tot	Avg	PF	FO	A	TO	Blk	Stl	Pts	Avg
2021-22	0-0	0/0.0	0-0	.000	0-0	.000	0-0	.000	0	0	0	0.0	0	0	0	0	0	0	0	0.0
Total	0-0	0/0.0	0-0	.000	0-0	.000	0-0	.000	0	0	0	0.0	0	0	0	0	0	0	0	0.0

STARTING LINEUPS GAME-BY-GAME

DATE	OPPONENT	PG	SG	SF	PF	C	RECORD / LINEUP
Nov. 9	@ RV Oklahoma State	Levi	Elame	Azore	Castro	Akobundu-Ehiogu	0-1 (1)
Nov. 13	Mary Hardin-Baylor	Levi	Castro	Azore	Young Jr.	Wilson	1-0 (2)
Nov. 16	Abilene Christian	Levi	Castro	Azore	Rojas	Akobundu-Ehiogu	0-1 (3)
Nov. 18	@ North Texas	Levi	Castro	Azore	Rojas	Akobundu-Ehiogu	0-2 (3)
Nov. 20	@ San Diego State	Levi	Castro	Azore	Young Jr.	Akobundu-Ehiogu	0-1 (4)
Nov. 27	@ RV Utah State	Levi	Castro	Azore	Young Jr.	Akobundu-Ehiogu	0-2 (4)
Nov. 29	@ UC Santa Barbara	Levi	Castro	Azore	Wilson	Mwamba	1-0 (5)
Dec. 7	Nevada			*Canceled (COVID)*			
Dec. 11	Lamar	Levi	Castro	Azore	Mwamba	Akobundu-Ehiogu	1-0 (6)
Dec. 16	@ Oral Roberts	Levi	Castro	Azore	Mwamba	Akobundu-Ehiogu	1-1 (6)
Dec. 19	@ RV Oklahoma	Levi	Bischoff	Azore	Mwamba	Akobundu-Ehiogu	0-1 (7)
Dec. 22	Howard Payne	Levi	Elame	Bischoff	Mwamba	Akobundu-Ehiogu	1-0 (8)
Dec. 30	South Alabama*	Levi	Bischoff	Azore	Mwamba	Akobundu-Ehiogu	1-1 (7)
Jan. 1	Troy*	Levi	Bischoff	Azore	Mwamba	Akobundu-Ehiogu	2-1 (7)
Jan. 6	@ Georgia State*	Levi	Elame	Azore	Mwamba	Akobundu-Ehiogu	1-0 (9)
Jan. 8	@ Georgia Southern*	Levi	Elame	Azore	Mwamba	Akobundu-Ehiogu	1-1 (9)
Jan. 13	Louisiana*	Levi	Talbot	Young Jr.	Mwamba	Akobundu-Ehiogu	1-0 (10)
Jan. 15	ULM*	Levi	Talbot	Elame	Mwamba	Akobundu-Ehiogu	0-1 (11)
Jan. 20	@ Arkansas State*	Levi	Elame	Azore	Mwamba	Akobundu-Ehiogu	1-2 (9)
Jan. 22	@ Little Rock*						
Jan. 27	Texas State*						
Jan. 29	@ Texas State*						
Feb. 3	Coastal Carolina*						
Feb. 5	App State*						
Feb. 10	@ ULM*						
Feb. 12	@ Louisiana*						
Feb. 17	Little Rock*						
Feb. 19	Arkansas State*						
Feb. 24	@ Troy*						
Feb. 26	@ South Alabama*						
Mar. 3	SBC First Round						
Mar. 5	SBC Quarterfinals						
Mar. 6	SBC Semifinals						
Mar. 7	SBC Final						

HALFTIME STATISTICAL COMPARISONS

FOR UTA...

Most 1st-Half Points.....59 vs. Howard Payne (Dec. 22)
Fewest 1st-Half Points..... 12 @ North Texas (Nov. 18)

Most 2nd-Half Points .....61 vs. Mary Hardin-Baylor (Nov. 13)
Fewest 2nd-Half Points .....21 vs. ULM (Jan. 15)

Largest Halftime Lead .....45 (59-14) vs. Howard Payne (Dec. 22)
Largest Halftime Deficit..... 31 (43-12) @ North Texas (Nov. 18)

FOR OPPONENT...

Most 1st-Half Points.....43, 2x, Last: North Texas (Nov. 18)
Fewest 1st-Half Points.....12, Lamar (Dec. 11)

Most 2nd-Half Points ..... 49, Arkansas State (Jan. 20)
Fewest 2nd-Half Points ..... 21, North Texas (Nov. 18)

ALL GAME BOX SCORES AND SUMMARIES

@ RV OKLAHOMA STATE — L, 88-45

Facing an Oklahoma State team loaded with talent and receiving votes in the national polls, UT Arlington ran into a buzzsaw on Nov. 9 in the season opener for both teams inside Gallagher-Iba Arena as the Cowboys ran away with an 88-45 victory over a Mavericks side full of new players.

Oklahoma State – which had a questionable postseason ban upheld by the NCAA last Wednesday – came out with plenty of aggression and locked down on UTA, racing out to a 20-3 start as the Mavs began the night just 1-8 from the floor with six turnovers in the opening 8+ minutes. A few minutes later the OSU advantage grew to 20, and the Cowboys led by at least that margin the rest of the night.

Pedro Castro led UTA with nine points in his official return to the Mavs after spending a redshirt season and redshirt freshman year with UTA from 2017-19. Playing in his first collegiate game, true freshman Montez Young Jr. posted six points – a total matched by David Azore and Shemar Wilson, who was also playing his initial game with the Mavs.

Javon Levi recorded his 600th career assist late in the 1st half.

UT Arlington - 45 Record: 0-1

NO.	Name		Min	FG M-A	3P M-A	FT M-A	Rebounds OR	DR	TOT	Fouls PF	FD	TP	AS	TO	ST	Blocks BS	BA	+/-
0	Kaodirichi Akobundu-Ehiogu	F	15:31	2-4	0-0	0-0	0	0	0	3	1	4	1	2	1	2	0	-24
1	Javon Levi	G	24:55	2-5	0-1	0-0	1	4	5	2	1	4	1	4	3	0	2	-30
4	David Azore	G	26:42	2-9	0-3	2-3	0	1	1	2	4	6	1	4	0	0	1	-43
20	Nicolas Elame	G	17:46	2-6	0-4	0-2	1	0	1	1	1	4	2	2	1	0	0	-31
21	Pedro Castro	G	24:04	4-6	1-3	0-0	1	3	4	1	0	9	0	2	0	3	0	-29
23	Patrick Mwamba		16:49	0-5	0-4	1-2	1	2	3	2	1	1	0	3	2	2	0	-22
10	Jack Hoiberg		17:47	0-2	0-0	0-0	1	0	1	1	1	1	0	0	0	0	0	-13
12	Lazaro Rojas		14:26	1-3	0-0	0-1	0	4	4	1	1	2	0	2	0	0	0	-4
5	Brandyn Talbot		17:13	1-4	1-4	0-0	0	2	2	0	0	3	0	2	0	0	0	-8
22	Shemar Wilson		11:50	3-4	0-1	0-2	1	1	2	2	3	6	0	1	0	0	0	-15
24	Montez Young Jr.		12:38	3-5	0-0	0-0	1	2	3	2	0	6	0	0	1	0	0	4
15	Antonio Romanelli		00:19	0-0	0-0	0-0	0	1	1	0	0	0	1	0	0	0	0	0
Team							1	0	1			0		0				
Totals				20-53	2-20	3-10	8	20	28	17	13	45	6	22	8	7	3	-43

Technical Fouls: NONE

Shooting By Period		
1st FG%	6-27	22.2%
3PT%	0-10	0.0%
FT%	2-3	66.7%
2nd FG%	14-26	53.8%
3PT%	2-10	20.0%
FT%	1-7	14.3%
GM FG%	20-53	37.7%
3PT%	2-20	10.0%
FT%	3-10	30.0%

Dead Ball Rebounds: 1, 1

Oklahoma St. - 88 Record: 1-0

NO.	Name		Min	FG M-A	3P M-A	FT M-A	Rebounds OR	DR	TOT	Fouls PF	FD	TP	AS	TO	ST	Blocks BS	BA	+/-
33	Moussa Cisse	C	17:28	7-9	0-0	3-6	4	6	10	2	6	17	1	0	1	2	0	33
0	Avery Anderson, III	G	26:11	4-10	3-5	2-2	0	4	4	0	2	13	5	3	3	1	2	35
4	Donovan Williams	G	16:11	1-5	1-2	4-4	1	3	4	0	4	7	0	0	3	0	1	30
5	Rondel Walker	G	24:27	2-7	0-3	0-0	1	1	2	1	1	4	4	1	4	0	0	31
13	Isaac Likekele	G	21:25	1-4	0-3	0-0	1	4	5	1	0	2	6	1	1	0	0	23
1	Bryce Thompson		25:06	6-12	2-5	0-0	1	2	3	3	0	14	0	2	0	0	1	18
12	Matthew-Alexander Moncrieffe		21:34	6-9	0-0	1-1	2	4	6	1	1	13	1	2	0	0	1	15
20	Keylan Boone		19:45	3-5	2-3	0-0	5	3	8	1	1	8	3	0	2	0	1	17
23	Tyreek Smith		11:54	0-2	0-1	0-0	0	2	2	1	0	0	0	1	0	0	1	12
24	Woody Newton		09:19	1-3	1-3	0-0	1	1	2	2	0	3	0	0	1	0	0	8
25	Bernard Kouma		03:52	1-2	0-0	1-2	1	1	2	0	1	3	0	1	0	0	0	-3
15	Carson Sager		01:26	0-1	0-0	2-2	1	0	1	0	1	2	0	0	0	0	0	-2
35	Weston Church		01:24	1-2	0-0	0-0	1	0	1	1	0	2	0	1	0	0	0	-2
Team							0	0	0			0		0				
Totals				33-71	9-25	13-17	19	31	50	13	17	88	20	12	15	3	7	43

Technical Fouls: Team 1st 20:00

Shooting By Period		
1st FG%	15-33	45.5%
3PT%	5-14	35.7%
FT%	8-8	100%
2nd FG%	18-38	47.4%
3PT%	4-11	36.4%
FT%	4-6	66.7%
GM FG%	33-71	46.5%
3PT%	9-25	36.0%
FT%	13-17	76.5%

Dead Ball Rebounds: 2, 0

	UTA	OSU
Biggest lead	1 (1st 20:00)	47 (2nd 1:39)
Best Scoring Run	6(2nd 0:03)	16(1st 11:24)
Lead Changes	1	
Times Tied	0	
Time with Lead	00:30	39:30

Points from	UTA	OSU
Turnovers	10	34
Paint	28	44
Second Chance	8	20
Fast Breaks	6	28
Bench	18	45

Period by Period Scoring	1st	2nd	TOT
UTA	14	31	45
OSU	43	45	88

MARY HARDIN-BAYLOR — W, 104-75

UTA scored 61 2nd-half points and put on a highlight show en route to a dominant 104-75 Homecoming victory over Mary Hardin-Baylor inside the College Park Center.

Leading by only five points at halftime, UTA blitzed the Crusaders in the closing stanza and placed six scorers in double figure, led by Nicolas Elame who matched his career high with 17 on 7-of-8 shooting.

The win was the first at the D-I level for Greg Young, who was named the ninth head coach in program history this past spring following 12 seasons on the UTA sidelines as either an assistant (2009-13) or associate head coach (2013-21).

The preseason American Southwest Conference favorites, UMHB only trailed UTA by the aforementioned five at the half after getting down by as much as 15 in the opening period. The Crusaders were able to get as close as two, 45-43, in the opening moments of the 2nd half, but from there the Mavs orchestrated an 11-0 run behind David Azore and Javon Levi to open up a double-figure lead, and the Cru would get no closer than eight the rest of the night as UTA led by as much as 31.

Mary Hardin-Baylor - 75 Record: 1-0

NO.	Name		Min	FG M-A	3P M-A	FT M-A	Rebounds OR	DR	TOT	Fouls PF	FD	TP	AS	TO	ST	Blocks BS	BA	+/-
1	Ty Prince	F	32:38	2-11	0-1	0-0	2	3	5	1	2	4	5	3	1	0	0	-23
24	Sam Reaves	F	12:57	1-4	1-3	0-0	0	0	0	0	1	3	0	0	1	0	0	-10
32	Nathan Stolz	F	21:33	3-10	2-7	0-1	2	0	2	4	1	8	2	3	2	1	0	-15
4	Josiah Johnson	G	19:08	1-8	1-4	5-6	0	3	3	3	4	8	0	2	1	0	2	-31
10	Carson Hammond	G	30:34	6-12	4-9	0-0	2	3	5	1	1	16	4	2	4	1	0	-12
25	Luke Feely		18:15	0-4	0-0	1-2	2	0	2	0	1	1	4	0	0	0	2	-7
13	Frederick Shields		13:25	1-6	0-2	2-4	1	0	1	2	2	4	0	0	0	0	0	-3
3	Payton Brooks		11:55	4-6	3-5	2-2	0	0	0	0	2	13	0	0	0	0	0	-19
30	Kyle Wright		13:56	1-2	0-1	0-0	1	0	1	1	1	2	3	1	1	0	0	-11
12	Braedyn Dawes		18:48	6-8	4-6	0-0	1	2	3	0	1	16	0	1	1	0	0	0
21	Brady Boyd		04:36	0-1	0-1	0-0	0	0	0	0	0	0	0	0	0	0	0	-13
20	Jacob Paske		02:15	0-0	0-0	0-0	0	0	0	0	0	0	0	0	0	0	0	-1
Team							2	3	5			0		1				
Totals				25-72	15-39	10-15	13	14	27	12	16	75	18	13	11	2	4	-29

Technical Fouls: NONE

Shooting By Period		
1st FG%	12-38	31.6%
3PT%	8-20	40.0%
FT%	6-9	66.7%
2nd FG%	13-34	38.2%
3PT%	7-19	36.8%
FT%	4-6	66.7%
GM FG%	25-72	34.7%
3PT%	15-39	38.5%
FT%	10-15	66.7%

Dead Ball Rebounds: 3, 0

UT Arlington - 104 Record: 1-1

NO.	Name		Min	FG M-A	3P M-A	FT M-A	Rebounds OR	DR	TOT	Fouls PF	FD	TP	AS	TO	ST	Blocks BS	BA	+/-
22	Shemar Wilson	F	14:37	6-6	0-0	3-4	4	3	7	2	2	15	1	0	0	1	0	9
24	Montez Young Jr.	F	21:33	6-9	0-1	0-0	2	3	5	1	1	12	2	1	2	0	0	21
1	Javon Levi	G	26:22	5-7	2-2	0-0	0	2	2	2	2	12	10	2	2	0	1	17
4	David Azore	G	23:36	5-10	0-2	5-5	1	4	5	0	3	15	1	2	2	0	0	15
21	Pedro Castro	G	27:34	3-8	0-3	0-0	0	8	8	1	0	6	3	1	2	1	1	39
0	Kaodirichi Akobundu-Ehiogu		19:54	5-5	0-0	0-0	0	5	5	1	0	10	1	1	0	2	0	18
20	Nicolas Elame		21:56	7-8	2-2	1-1	0	2	2	2	2	17	2	2	1	0	0	11
5	Brandyn Talbot		20:10	2-5	2-5	0-0	0	3	3	1	0	6	2	3	1	0	0	-5
10	Jack Hoiberg		16:22	1-5	0-4	0-0	2	1	3	3	1	2	5	2	0	0	0	16
12	Lazaro Rojas		05:50	2-2	0-0	2-2	1	3	4	3	1	6	1	2	0	0	0	3
15	Antonio Romanelli		02:06	1-2	1-2	0-0	0	0	0	0	0	3	0	0	0	0	0	1
Team							1	2	3			0		0				
Totals				43-67	7-21	11-12	11	36	47	16	12	104	28	16	10	4	2	29

Technical Fouls: NONE

Shooting By Period		
1st FG%	18-33	54.5%
3PT%	2-10	20.0%
FT%	5-6	83.3%
2nd FG%	25-34	73.5%
3PT%	5-11	45.5%
FT%	6-6	100%
GM FG%	43-67	64.2%
3PT%	7-21	33.3%
FT%	11-12	91.7%

Dead Ball Rebounds: 0, 0

	MHB	UTA
Biggest lead	2 (1st 16:51)	31 (2nd 0:10)
Best Scoring Run	6 (1st 16:51)	11 (2nd 16:09)
Lead Changes	2	
Times Tied	1	
Time with Lead	00:13	37:11

Points from	MHB	UTA
Turnovers	25	21
Paint	16	68
Second Chance	11	13
Fast Breaks	14	28
Bench	36	44

Period by Period Scoring	1st	2nd	TOT
MHB	38	37	75
UTA	43	61	104

ABILENE CHRISTIAN — L, 80-71 (OT)

UTA suffered a heartbreaking 80-71 overtime loss to Abilene Christian in a contest which featured 15 lead changes and 11 ties. ACU – which knocked off Texas in the NCAA Tournament this past March – hit a buzzer-beating 3-pointer to force overtime after a call in which two officials differed on a foul or jump ball.

UTA used a 6-0 run in the closing minutes of regulation to turn a 60-57 deficit into a 63-60 lead with just a few seconds remaining. The Mavs elected to intentionally foul with 3.5 ticks showing, sending Damien Daniels to the free throw line for a 1-and-1. He missed the first, and UTA's Shemar Wilson grabbed the rebound.

Wilson was then surrounded by a pair of Wildcats, and one official signaled for an ACU foul for grabbing Wilson around the waist with 1.5 seconds left. However, another official under the basket called for a jump ball. That ended up being the final decision, and with the possession arrow in favor of ACU, the visitors got the ball back under their own basket.

With no timeouts remaining, ACU's inbounds pass went to the top of the arc, and Immanuel Allen knocked down a contested, buzzer-beating 3-pointer.

Abilene Christian - 80 Record: 1-2

NO.	Name		Min	FG M-A	3P M-A	FT M-A	Rebounds OR	DR	TOT	Fouls PF	FD	TP	AS	TO	ST	Blocks BS	BA	+/-
5	Cameron Steele	F	31:06	2-9	2-5	0-0	1	2	3	2	0	6	1	1	0	0	1	-3
23	Airion Simmons	F	11:56	1-5	0-1	1-4	2	1	3	5	2	3	1	1	0	0	2	-6
4	Damien Daniels	G	30:24	2-10	0-3	2-3	2	4	6	2	2	6	2	3	3	0	2	7
10	Reggie Miller	G	35:39	1-9	0-2	2-4	2	5	7	4	3	4	4	2	2	0	0	10
12	Mahki Morris	G	28:40	6-10	1-3	7-8	2	7	9	3	6	20	1	1	2	0	0	9
11	Tobias Cameron		18:38	2-5	0-1	1-2	2	1	3	1	2	5	1	2	3	0	0	8
20	Coryon Mason		34:07	5-12	2-3	9-9	2	1	3	2	7	21	2	1	1	0	1	0
25	Immanuel Allen		21:21	2-6	2-2	5-6	4	1	5	3	6	11	1	2	3	0	1	6
15	Furaha Cadeaux de Dieu		07:34	0-0	0-0	2-2	0	0	0	2	2	2	0	1	1	0	0	9
34	Yuot Gai		03:10	0-0	0-0	0-0	0	1	1	1	0	0	0	0	0	0	0	2
0	Ja'Sean Jackson		02:25	1-1	0-0	0-0	0	0	0	0	0	2	0	0	0	0	0	3
Team							2	1	3			0		1				
Totals				22-67	7-20	29-38	19	24	43	25	30	80	13	15	15	0	7	9

Technical Fouls: NONE

Shooting By Period		
1st FG%	8-29	27.6%
3PT%	3-10	30.0%
FT%	15-19	78.9%
2nd FG%	9-30	30.0%
3PT%	4-9	44.4%
FT%	7-11	63.6%
OT FG%	5-8	62.5%
3PT%	0-1	0.0%
FT%	7-8	87.5%
GM FG%	22-67	32.8%
3PT%	7-20	35.0%
FT%	29-38	76.3%

Dead Ball Rebounds: 3, 0

UT Arlington - 71 Record: 1-2

NO.	Name		Min	FG M-A	3P M-A	FT M-A	Rebounds OR	DR	TOT	Fouls PF	FD	TP	AS	TO	ST	Blocks BS	BA	+/-
0	Kaodirichi Akobundu-Ehiogu	F	24:53	4-4	0-0	2-2	1	3	4	3	4	10	0	1	0	4	0	5
12	Lazaro Rojas	F	09:50	0-1	0-1	2-2	0	2	2	1	3	2	1	3	2	0	0	1
1	Javon Levi	G	31:14	1-4	0-0	0-0	1	1	2	3	2	2	5	3	0	0	0	-2
4	David Azore	G	35:00	7-14	1-5	6-8	1	7	8	4	5	21	2	7	0	0	0	0
21	Pedro Castro	G	36:13	3-9	2-4	0-0	6	6	6	4	0	8	2	5	2	2	0	-7
24	Montez Young Jr.		09:27	1-1	1-1	0-0	0	1	1	2	0	3	0	0	0	0	0	0
22	Shemar Wilson		17:03	3-4	0-0	2-5	2	5	7	3	6	8	2	2	0	1	0	-8
20	Nicolas Elame		17:38	1-6	0-0	0-1	1	1	2	4	1	2	1	1	3	0	0	-16
23	Patrick Mwamba		12:00	1-4	0-1	0-0	0	1	1	3	0	2	1	2	1	0	0	-7
10	Jack Hoiberg		25:04	2-3	1-1	5-6	1	2	3	2	4	10	2	2	0	0	0	-13
5	Brandyn Talbot		06:38	1-1	1-1	0-0	0	1	1	1	0	3	0	0	0	0	0	2
Team							2	2	4			0		2				
Totals				24-51	6-14	17-24	9	32	41	30	25	71	16	28	8	7	0	-9

Technical Fouls: NONE

Shooting By Period		
1st FG%	8-19	42.1%
3PT%	3-4	75.0%
FT%	13-16	81.3%
2nd FG%	13-24	54.2%
3PT%	2-6	33.3%
FT%	3-7	42.9%
OT FG%	3-8	37.5%
3PT%	1-4	25.0%
FT%	1-1	100%
GM FG%	24-51	47.1%
3PT%	6-14	42.9%
FT%	17-24	70.8%

Dead Ball Rebounds: 1, 0

	ACU	UTA
Biggest lead	9 (1st OT 0:32)	4 (1st 16:36)
Best Scoring Run	7 (1st OT 2:23)	6(2nd 16:14)
Lead Changes	15	
Times Tied	11	
Time with Lead	24:19	12:40

Points from	ACU	UTA
Turnovers	35	10
Paint	24	30
Second Chance	16	7
Fast Breaks	15	14
Bench	41	28

Period by Period Scoring	1st	2nd	OT1	TOT
ACU	34	29	17	80
UTA	32	31	8	71

ALL GAME BOX SCORES AND SUMMARIES

@ NORTH TEXAS — L, 64-36

North Texas used an 18-0 1st-half run and UT Arlington was never able to threaten the Mean Green in a 64-36 setbacK.

Playing its second opponent in three days which won a game in the NCAA Tournament last season, UTA shot just 29 percent from the floor (12-42) and had its second-straight game of 20+ turnovers with 21.

After allowing UNT to shoot 48 percent (13-27) from the floor in the 1st half, UTA held the Mean Green to just 22 percent (6-27) in the 2nd half en route to actually out-scoring them, 24-21.

UNT only finished at 35 percent (19-54) from the field for the night, but the 21 UTA turnovers compared with 11 for the hosts resulted in a +17 edge in points off turnovers (26-9).

The 36 points for UTA are the 3rd-fewest in a single game in program history (31 at SMU on Dec. 16, 1989 and 35 versus Denver on Dec. 31, 2012). The 12 made field goals for the Mavs are tied for the fewest in program history with a dozen at the aforementioned SMU contest.

UT Arlington - 36 Record: 1-3

NO.	Name		Min	FG M-A	3P M-A	FT M-A	Rebounds OR	DR	TOT	Fouls PF	FD	TP	AS	TO	ST	Blocks BS	BA	+/-
0	Kaodirichi Akobundu-Ehiogu	F	19:07	1-1	0-0	0-0	2	5	7	4	2	2	0	2	0	4	0	-18
12	Lazaro Rojas	F	18:41	2-3	0-1	0-0	1	0	1	3	0	4	0	2	1	1	0	-17
1	Javon Levi	G	15:04	0-4	0-0	0-0	1	3	4	1	2	0	1	4	0	0	0	-22
4	David Azore	G	25:06	0-6	0-1	5-5	0	3	3	0	2	5	0	2	0	0	0	-25
21	Pedro Castro	G	26:23	1-7	0-2	2-3	1	0	1	1	3	4	0	3	0	0	0	-23
24	Montez Young Jr.		16:36	2-4	0-0	2-8	2	6	8	3	5	6	1	1	0	2	0	-3
10	Jack Holberg		25:12	2-4	0-1	0-1	1	3	4	3	2	4	1	3	1	0	1	-13
5	Brandyn Talbot		16:52	2-4	1-3	0-0	0	1	1	1	0	5	0	3	0	0	0	-8
22	Shemar Wilson		16:24	0-2	0-0	2-4	1	2	3	3	3	2	0	0	0	0	1	-4
20	Nicolas Elame		20:35	2-7	0-2	0-0	0	1	1	3	2	4	0	1	0	0	0	-7
Team							1	1	2			0		0				
Totals				12-42	1-10	11-21	10	25	35	22	21	36	3	21	2	7	2	-28

Technical Fouls::NONE

Shooting By Period		
1st FG%	4-19	21.1%
3PT%	1-6	16.7%
FT%	3-5	60%
2nd FG%	8-23	34.8%
3PT%	0-4	0.0%
FT%	8-16	50%
GM FG%	12-42	28.6%
3PT%	1-10	10.0%
FT%	11-21	52.4%

Dead Ball Rebounds: 3, 0

North Texas - 64 Record: 2-1

NO.	Name		Min	FG M-A	3P M-A	FT M-A	Rebounds OR	DR	TOT	Fouls PF	FD	TP	AS	TO	ST	Blocks BS	BA	+/-
4	Thomas Bell	F	23:12	5-10	3-5	6-6	1	5	6	4	4	19	2	5	1	1	2	27
33	Abou Ousmane	F	20:33	4-8	0-0	3-6	2	5	7	2	4	11	1	1	0	0	3	22
1	Mardrez McBride	G	25:08	1-5	1-5	1-2	1	3	4	2	2	4	2	1	0	1	0	29
11	JJ Murray	G	16:56	0-1	0-1	0-0	0	1	1	0	1	0	2	0	1	0	0	22
15	Rubin Jones	G	28:44	2-8	2-6	0-1	0	2	2	1	2	6	1	2	1	0	1	27
5	Tylor Perry		25:52	3-6	2-4	4-4	1	2	3	2	4	12	2	1	4	0	0	23
44	Hameir Wright		12:08	1-2	0-0	3-4	0	1	1	4	3	5	0	0	0	0	0	11
2	Aaron Scott		13:53	2-5	0-1	0-0	2	1	3	4	1	4	0	1	0	0	0	0
23	Matthew Stone		10:44	0-2	0-2	0-0	1	2	3	0	0	0	1	0	0	0	0	-6
10	Jahmiah Simmons		07:19	0-2	0-1	0-0	2	0	2	2	1	0	0	0	0	0	1	-5
0	Rasheed Browne		09:53	1-3	1-2	0-0	0	1	1	0	0	3	0	0	0	0	0	-5
12	Bryce Zephir		05:38	0-2	0-2	0-0	0	2	2	0	0	0	0	0	1	0	0	-5
Team							4	2	6			0		0				
Totals				19-54	9-29	17-23	14	27	41	21	22	64	11	11	8	2	7	28

Technical Fouls::NONE

Shooting By Period		
1st FG%	13-27	48.1%
3PT%	8-15	53.3%
FT%	9-13	69.2%
2nd FG%	6-27	22.2%
3PT%	1-14	7.1%
FT%	8-10	80%
GM FG%	19-54	35.2%
3PT%	9-29	31.0%
FT%	17-23	73.9%

Dead Ball Rebounds: 2, 0

	UTA	UNT
Biggest lead	0 (1st 20:00)	34 (2nd 12:02)
Best Scoring Run	6(2nd 2:05)	18(1st 7:40)
Lead Changes	0	
Times Tied	0	
Time with Lead	00:00	39:32

Points from	UTA	UNT
Turnovers	9	26
Paint	12	18
Second Chance	8	12
Fast Breaks	0	1
Bench	21	24

Period by Period Scoring	1st	2nd	TOT
UTA	12	24	36
UNT	43	21	64

@ SAN DIEGO STATE — L, 68-62

A resilient UT Arlington side put up a feisty effort in a hostile Viejas Arena environment, but eventually fell just short at San Diego State, 68-62.

Facing its third opponent in five days which went to the NCAA Tournament last year, UTA showed its resiliency and had the game tied, 46-46, with just over eight minutes remaining. However, a game-altering 9-0 run in response by the Aztecs was part of an extended 12-2 surge by the hosts, who opened up the first double-figure lead of the night for either side at 58-48 with five minutes to play. From there, the Mavericks were unable to get any closer than six – which they did four times in the closing four minutes.

UTA went head-to-head with the defending Mountain West Tournament and Regular Season Champions in front of nearly 12,000 vocal spectators, but ultimately the key deciding factor came down to fouls and free throw shooting. The Mavs had two players foul out – Azore and Shemar Wilson – and had two other key members finish with four fouls as UTA was whistled for 26 fouls compared with 18 for SDSU. All told, that led to the Aztecs finishing an incredible 30-34 from the free throw line (88.2 percent) compared with just 7-13 (53.8 percent) for the Mavs – a differential of +23 in points.

UT Arlington - 62 Record: 1-4

NO.	Name		Min	FG M-A	3P M-A	FT M-A	Rebounds OR	DR	TOT	Fouls PF	FD	TP	AS	TO	ST	Blocks BS	BA	+/-
0	Kaodirichi Akobundu-Ehiogu	F	20:17	0-3	0-0	0-0	1	0	1	4	1	0	0	1	0	4	1	-6
24	Montez Young Jr.	F	25:59	0-6	0-1	0-0	5	5	10	0	1	0	3	1	2	0	0	-7
1	Javon Levi	G	31:44	2-8	0-0	1-4	2	2	4	2	7	5	4	2	2	0	1	-9
4	David Azore	G	36:53	5-16	0-2	5-7	0	2	2	5	5	15	0	4	1	0	2	0
21	Pedro Castro	G	35:06	7-15	3-7	0-0	1	4	5	1	0	17	2	3	1	1	0	-8
22	Shemar Wilson		11:34	2-2	0-0	0-0	0	2	2	5	0	4	0	1	0	0	0	-1
10	Jack Holberg		18:56	3-6	2-3	0-0	1	1	2	2	1	8	1	0	0	0	0	1
20	Nicolas Elame		11:22	5-8	0-1	1-2	3	0	3	4	2	11	0	1	0	0	1	-1
12	Lazaro Rojas		08:09	1-1	0-0	0-0	0	0	0	3	0	2	0	0	0	0	0	1
Team							4	1	5			0		0				
Totals				25-65	5-14	7-13	17	17	34	26	17	62	10	13	6	5	5	-6

Technical Fouls: Wilson 2nd5:46

Shooting By Period		
1st FG%	12-26	46.2%
3PT%	2-5	40.0%
FT%	2-3	66.7%
2nd FG%	13-39	33.3%
3PT%	3-9	33.3%
FT%	5-10	50%
GM FG%	25-65	38.5%
3PT%	5-14	35.7%
FT%	7-13	53.8%

Dead Ball Rebounds: 3, 1

San Diego State - 68 Record: 3-1

NO.	Name		Min	FG M-A	3P M-A	FT M-A	Rebounds OR	DR	TOT	Fouls PF	FD	TP	AS	TO	ST	Blocks BS	BA	+/-
0	Keshad Johnson	F	25:10	2-4	0-0	4-4	2	5	7	2	2	8	3	0	0	1	0	9
31	Nathan Mensah	F	20:57	3-8	0-0	3-5	2	2	4	3	5	9	1	5	0	3	2	3
3	Matt Bradley	G	33:16	3-9	2-5	7-7	1	5	6	3	4	15	3	2	0	0	0	4
4	Trey Pulliam	G	30:37	2-6	2-2	5-5	0	1	1	4	2	11	2	1	1	0	1	5
5	Lamont Butler	G	30:00	3-7	1-2	2-3	0	4	4	2	4	9	3	5	3	0	1	5
2	Adam Seiko		16:20	0-4	0-3	2-2	0	1	1	0	1	2	0	0	0	0	0	-4
20	Chad Baker-Mazara		09:50	0-3	0-1	2-2	0	0	0	2	2	2	1	1	0	1	1	-1
23	Joshua Tomaic		21:55	2-2	0-0	5-6	3	1	4	2	5	9	0	3	0	0	0	2
10	Keith Dinwiddie		11:55	1-3	1-2	0-0	0	2	2	0	1	3	0	0	0	0	0	7
Team							3	2	5			0		0				
Totals				16-46	6-15	30-34	11	23	34	18	26	68	13	17	4	5	5	6

Technical Fouls: Mensah 2nd13:49,Johnson 2nd4:19

Shooting By Period		
1st FG%	8-22	36.4%
3PT%	2-6	33.3%
FT%	13-14	92.9%
2nd FG%	8-24	33.3%
3PT%	4-9	44.4%
FT%	17-20	85%
GM FG%	16-46	34.8%
3PT%	6-15	40.0%
FT%	30-34	88.2%

Dead Ball Rebounds: 5, 3

	UTA	SDSU
Biggest lead	5 (1st 13:11)	10 (2nd 5:46)
Best Scoring Run	9(2nd 8:38)	9(1st 6:16)
Lead Changes	2	
Times Tied	4	
Time with Lead	06:41	31:10

Points from	UTA	SDSU
Turnovers	20	14
Paint	28	16
Second Chance	13	11
Fast Breaks	10	22
Bench	25	16

Period by Period Scoring	1st	2nd	TOT
UTA	28	34	62
SDSU	31	37	68

@ RV UTAH STATE — L, 80-61

Utah State used a game-altering 2nd-half run to run away from UT Arlington Saturday night, 80-61, inside the Dee Glen Smith Spectrum.

Facing a Utah State team which was receiving votes in the coaches poll, UTA only trailed by seven near the middle stages of the 2nd half, but a 14-0 Aggies' run from the 11-minute mark to the 6-minute mark put the contest out of reach for the Mavericks.

Playing without its 3rd-leading scorer in Nicolas Elame (7.6 points per game) due to a hamstring injury, the Mavs started the night hot from the field as they connected on 48 percent (13-27) in the 1st half. However, UTA only shot it at a 31-percent clip (9-29) in the 2nd half en route to finishing the night at 39 percent (22-56).

Facing its fourth-straight opponent which played in the NCAA Tournament last year, UTA allowed USU to shoot 52 percent from the floor (30-58). The Mavs entered the game ranked 30th in the country in defensive field goal percentage for the year (37.1), having allowed only one opponent all season to connect at better than 35 percent before this game (Oklahoma State: 47 percent).

UT Arlington - 61 Record: 1-5

NO.	Name		Min	FG M-A	3P M-A	FT M-A	Rebounds OR	DR	TOT	Fouls PF	FD	TP	AS	TO	ST	Blocks BS	BA	+/-
0	Kaodirichi Akobundu-Ehiogu	F	16:54	1-3	0-0	1-1	3	1	4	2	2	3	1	2	0	1	0	-5
24	Montez Young Jr.	F	14:48	1-2	0-0	0-0	0	0	0	2	0	2	0	1	1	0	0	1
1	Javon Levi	G	31:00	4-11	0-1	6-6	0	4	4	1	5	14	4	3	0	0	0	-19
4	David Azore	G	32:55	7-17	1-4	2-2	0	3	3	2	2	17	2	3	1	0	0	-25
21	Pedro Castro	G	26:16	0-5	0-2	0-0	1	5	6	0	1	0	2	0	1	0	0	-2
12	Lazaro Rojas		16:39	3-4	0-0	2-2	2	4	6	4	3	8	0	2	1	0	0	-8
23	Patrick Mwamba		22:34	0-3	0-3	1-2	0	3	3	1	2	1	1	1	1	2	0	-19
3	Carson Bischoff		16:46	3-5	3-5	0-0	0	2	2	2	0	9	0	1	2	0	0	-7
22	Shemar Wilson		06:27	1-1	0-0	0-0	1	0	1	2	0	2	0	0	1	1	0	-6
10	Jack Holberg		14:32	2-5	1-3	0-0	0	0	0	1	0	5	1	2	0	0	0	-10
5	Brandyn Talbot		01:09	0-0	0-0	0-0	0	0	0	0	0	0	0	0	0	0	0	5
Team							0	1	1			0		0				
Totals				22-56	5-18	12-13	7	23	30	17	15	61	11	15	8	4	0	-19

Technical Fouls::NONE

Shooting By Period		
1st FG%	13-27	48.1%
3PT%	2-8	25.0%
FT%	4-4	100%
2nd FG%	9-29	31.0%
3PT%	3-10	30.0%
FT%	8-9	88.9%
GM FG%	22-56	39.3%
3PT%	5-18	27.8%
FT%	12-13	92.3%

Dead Ball Rebounds: 1, 0

Utah St. - 80 Record: 5-1

NO.	Name		Min	FG M-A	3P M-A	FT M-A	Rebounds OR	DR	TOT	Fouls PF	FD	TP	AS	TO	ST	Blocks BS	BA	+/-
4	Brandon Horvath	F	19:39	1-5	0-2	0-0	0	1	1	4	0	2	2	3	1	0	1	8
34	Justin Bean	F	36:03	9-11	0-1	6-6	3	7	10	2	4	24	3	2	2	0	2	24
5	RJ Eytle-Rock	G	22:31	3-7	1-5	0-0	0	1	1	1	1	7	3	0	0	0	0	5
15	Rylan Jones	G	30:33	2-5	1-4	0-0	0	3	3	2	3	5	7	3	2	0	0	21
22	Brock Miller	G	28:47	6-11	4-8	0-0	1	4	5	1	0	16	4	1	0	0	0	24
3	Steven Ashworth		23:19	5-9	5-7	0-0	0	5	5	2	3	15	6	3	1	0	0	22
32	Trevin Dorius		16:18	2-4	0-0	1-3	2	4	6	2	5	5	0	0	1	0	1	18
24	Zee Hamoda		11:45	1-4	1-2	0-0	0	0	0	1	0	3	1	0	0	0	0	-2
12	Szymon Zapala		06:51	1-1	0-0	1-1	0	1	1	0	1	3	0	0	0	0	0	-7
1	Travis Wagstaff		01:09	0-0	0-0	0-0	0	0	0	0	0	0	0	0	0	0	0	-5
11	Max Shulga		01:09	0-1	0-0	0-0	0	0	0	0	0	0	0	0	0	0	0	-5
21	Norbert Theilissen		01:09	0-0	0-0	0-0	0	0	0	0	0	0	0	0	0	0	0	-5
20	Conner Gillis		00:47	0-0	0-0	0-0	0	0	0	0	0	0	0	0	0	0	0	-3
Team							0	1	1			0		0				
Totals				30-58	12-29	8-10	6	27	33	15	17	80	26	12	7	0	4	19

Technical Fouls::NONE

Shooting By Period		
1st FG%	16-30	53.3%
3PT%	5-14	35.7%
FT%	3-4	75%
2nd FG%	14-28	50.0%
3PT%	7-15	46.7%
FT%	5-6	83.3%
GM FG%	30-58	51.7%
3PT%	12-29	41.4%
FT%	8-10	80.0%

Dead Ball Rebounds: 1, 0

	UTA	USU
Biggest lead	0 (1st 20:00)	24 (2nd 7:16)
Best Scoring Run	5(1st 8:47)	14(2nd 7:16)
Lead Changes	0	
Times Tied	0	
Time with Lead	00:00	38:17

Points from	UTA	USU
Turnovers	10	20
Paint	24	32
Second Chance	5	11
Fast Breaks	6	13
Bench	25	26

Period by Period Scoring	1st	2nd	TOT
UTA	32	29	61
USU	40	40	80

ALL GAME BOX SCORES AND SUMMARIES

@ UC SANTA BARBARA — W, 70-62

Shorthanded, plagued with foul trouble, mired in a four-game losing streak and playing its fifth-straight opponent which went to the NCAA Tournament a season ago.

None of it mattered for UT Arlington as the Mavericks picked up a massive win over the defending and preseason Big West Conference Champion UC Santa Barbara Gauchos inside The Thunderdome, 70-62.

UTA led for all but five minutes en route to snapping the nation's 6th-longest home winning streak at 20 in a row and collecting its first road top-100 non-conference win since the 2018 season opener at BYU.

The Mavs – who led for the final 28 minutes of the contest – possessed a 13-point advantage, 63-50, with four minutes remaining before UCSB clipped off an 8-0 run to pull within five with under 60 seconds to play. However, Azore put an end to that surge by knocking down a free throw, and following a big defensive stand Hoiberg hit a pair from the charity stripe to ice the game.

UT Arlington - 70 Record: 2-5

NO.	Name		Min	FG M-A	3P M-A	FT M-A	Rebounds OR	DR	TOT	Fouls PF	FD	TP	AS	TO	ST	Blocks BS	BA	+/-
22	Shemar Wilson	F	23:57	4-8	0-0	1-2	3	3	6	4	1	9	0	2	0	0	2	-11
23	Patrick Mwamba	F	22:38	3-5	2-4	2-2	1	4	5	4	2	10	1	1	1	0	0	5
1	Javon Levi	G	24:27	1-4	0-0	0-2	1	2	3	4	3	2	6	1	3	0	1	1
4	David Azore	G	33:36	3-13	0-3	5-7	0	2	2	3	4	11	3	4	2	0	0	4
21	Pedro Castro	G	28:25	6-12	2-6	2-3	0	1	1	2	3	16	2	2	1	1	0	15
0	Kaodirichi Akobundu-Ehiogu		16:22	3-4	0-0	0-0	2	6	8	4	0	6	0	0	0	2	0	19
24	Montez Young Jr.		16:10	1-4	0-1	0-0	4	4	8	1	0	2	1	1	0	0	0	-3
3	Carson Bischoff		15:43	1-1	1-1	0-0	0	0	0	2	0	3	1	0	1	0	0	0
10	Jack Hoiberg		18:42	1-6	0-1	9-9	0	2	2	0	7	11	3	0	0	0	1	10
Team							0	2	2			0		0				
Totals				23-57	5-16	19-25	11	26	37	24	20	70	17	11	8	3	4	8

Technical Fouls: Castro 1st 2:39

Shooting By Period		
1st FG%	14-34	41.2%
3PT%	4-11	36.4%
FT%	1-1	100%
2nd FG%	9-23	39.1%
3PT%	1-5	20.0%
FT%	18-24	75%
GM FG%	23-57	40.4%
3PT%	5-16	31.3%
FT%	19-25	76.0%

Dead Ball Rebounds: 4, 0

UC Santa Barbara - 62 Record: 3-2

NO.	Name		Min	FG M-A	3P M-A	FT M-A	Rebounds OR	DR	TOT	Fouls PF	FD	TP	AS	TO	ST	Blocks BS	BA	+/-
5	Miles Norris	F	24:49	2-6	0-3	3-4	2	3	5	3	2	7	2	2	0	0	0	-3
12	Amadou Sow	F	32:18	10-15	1-1	2-6	4	3	7	3	7	23	1	4	0	0	1	-12
2	Josh Pierre-Louis	G	34:06	3-6	0-0	1-3	3	8	11	1	3	7	4	3	2	0	1	-10
3	Ajare Sanni	G	22:23	0-7	0-2	2-2	0	1	1	4	2	2	2	3	0	0	1	-8
13	Ajay Mitchell	G	27:03	0-3	0-2	0-2	0	1	1	4	1	0	4	2	0	1	0	1
10	Calvin Wishart		30:09	4-10	2-5	0-1	1	3	4	2	3	10	2	2	2	1	0	-10
24	Robinson Idehen		18:54	4-5	0-0	3-4	1	3	4	2	3	11	0	1	0	2	0	6
0	Sekou Touré		03:19	0-0	0-0	0-0	0	0	0	0	1	0	0	0	0	0	0	-2
1	Jay Nagle		03:19	0-0	0-0	0-0	0	1	1	1	0	0	0	0	0	0	0	-4
4	Cole Anderson		03:40	1-3	0-1	0-0	0	0	0	0	1	2	1	0	0	0	0	2
Team							0	2	2			0		1				
Totals				24-55	3-14	11-22	11	25	36	20	23	62	16	18	4	4	3	-8

Technical Fouls:NONE

Shooting By Period		
1st FG%	12-27	44.4%
3PT%	1-5	20.0%
FT%	6-10	60%
2nd FG%	12-28	42.9%
3PT%	2-9	22.2%
FT%	5-12	41.7%
GM FG%	24-55	43.6%
3PT%	3-14	21.4%
FT%	11-22	50.0%

Dead Ball Rebounds: 5, 0

	UTA	UCSB
Biggest lead	13 (2nd 6:19)	4 (1st 14:30)
Best Scoring Run	7(2nd 17:23)	8(2nd 1:39)
Lead Changes	1	
Times Tied	6	
Time with Lead	30:04	04:39

Points from	UTA	UCSB
Turnovers	9	10
Paint	28	40
Second Chance	8	14
Fast Breaks	14	12
Bench	22	23

Period by Period Scoring	1st	2nd	TOT
UTA	33	37	70
UCSB	31	31	62

LAMAR — W, 56-47

UTA won its second-straight game despite 12 days in-between contests courtesy of a 56-47 victory over visiting Lamar. After UTA built a lead as large as 21 late in the 1st half, Lamar cut its deficit to as little as five in the 2nd half, but the Mavs allowed the Cardinals to get no closer, keeping the visitors at bay thanks to a trio of standout individual performances and a team-wide defensive effort.

UTA entered the day having played the 4th-hardest schedule of any team in the nation this year, and Lamar was incredibly the first Division-I opponent for the Mavs that did not participate in the NCAA Tournament last season.

Once again, too, the Mavs were without their full complement of players as 3rd-leading scorer Nicolas Elame (7.6) did not play as he recovers from a hamstring injury.

That didn't matter, though, at the end of the day as UTA used the strength of a big 1st half in which it held Lamar to just 10-percent shooting and only 12 points en route to a 19-point advantage after the opening 20 minutes.

Lamar University - 47 Record: 2-8

NO.	Name		Min	FG M-A	3P M-A	FT M-A	Rebounds OR	DR	TOT	Fouls PF	FD	TP	AS	TO	ST	Blocks BS	BA	+/-
0	Lincoln Smith	F	27:22	1-9	0-1	0-0	3	7	10	2	0	2	0	0	1	0	1	-11
15	Deiman Reyes	F	07:59	0-1	0-0	0-0	0	0	0	0	0	0	0	0	1	0	0	-8
23	Mason Senigaur	F	30:53	3-6	1-1	3-3	3	6	9	4	2	10	0	0	3	0	1	-3
13	Davion Buster	G	37:01	7-22	3-10	4-6	1	6	7	3	2	21	1	6	1	0	2	-6
20	C.J. Roberts	G	23:47	2-8	0-2	4-4	2	5	7	4	5	8	0	4	2	0	0	-13
12	Valentin Catt		24:11	0-3	0-0	0-0	1	3	4	1	0	0	2	0	0	1	2	2
24	Brock McClure		13:46	0-3	0-2	0-0	0	0	0	1	0	0	1	1	0	1	1	5
2	Avontez Ledet		10:27	1-4	0-3	0-0	1	0	1	1	1	2	0	2	0	0	0	-6
14	Corey Nickerson		09:59	1-2	0-0	0-0	2	2	4	0	0	2	0	0	0	0	0	-7
22	Casey Brooks		14:35	1-4	0-1	0-0	0	0	0	0	0	2	1	0	1	0	0	2
Team							3	0	3			0		1				
Totals				16-62	4-20	11-13	16	29	45	16	10	47	5	14	9	2	7	-9

Technical Fouls:NONE

Shooting By Period		
1st FG%	3-29	10.3%
3PT%	0-10	0.0%
FT%	6-8	75%
2nd FG%	13-33	39.4%
3PT%	4-10	40.0%
FT%	5-5	100%
GM FG%	16-62	25.8%
3PT%	4-20	20.0%
FT%	11-13	84.6%

Dead Ball Rebounds: 1, 0

UT Arlington - 56 Record: 3-5

NO.	Name		Min	FG M-A	3P M-A	FT M-A	Rebounds OR	DR	TOT	Fouls PF	FD	TP	AS	TO	ST	Blocks BS	BA	+/-
0	Kaodirichi Akobundu-Ehiogu	F	27:29	7-7	0-0	0-0	1	5	6	1	1	14	1	0	0	6	0	8
23	Patrick Mwamba	F	28:17	4-11	2-7	0-0	4	3	7	1	2	10	1	1	1	0	1	14
1	Javon Levi	G	29:12	2-6	1-4	0-0	1	4	5	2	1	5	6	4	3	0	1	13
4	David Azore	G	35:01	3-11	1-5	9-10	0	6	6	1	6	16	4	4	1	0	0	12
21	Pedro Castro	G	28:46	1-7	1-4	1-2	0	2	2	0	2	4	2	1	1	0	0	8
3	Carson Bischoff		16:13	1-3	1-3	0-0	0	1	1	1	1	3	2	0	0	0	0	-2
12	Lazaro Rojas		12:10	2-6	0-0	0-1	0	4	4	2	2	4	0	2	0	1	0	0
24	Montez Young Jr.		11:37	0-1	0-0	0-0	0	1	1	2	0	0	1	1	1	0	0	-5
10	Jack Hoiberg		11:15	0-2	0-1	0-1	0	2	2	1	1	0	1	0	1	0	0	-3
Team							3	3	6			0		0				
Totals				20-54	6-24	10-14	9	31	40	11	16	56	18	13	8	7	2	9

Technical Fouls: Levi 2nd 3:40

Shooting By Period		
1st FG%	12-28	42.9%
3PT%	3-13	23.1%
FT%	4-6	66.7%
2nd FG%	8-26	30.8%
3PT%	3-11	27.3%
FT%	6-8	75%
GM FG%	20-54	37.0%
3PT%	6-24	25.0%
FT%	10-14	71.4%

Dead Ball Rebounds: 0, 0

	LAM	UTA
Biggest lead	2 (1st 19:23)	21 (1st 1:55)
Best Scoring Run	7(2nd 14:51)	12(1st 14:49)
Lead Changes	1	
Times Tied	0	
Time with Lead	00:18	39:05

Points from	LAM	UTA
Turnovers	13	20
Paint	16	24
Second Chance	13	7
Fast Breaks	8	9
Bench	6	7

Period by Period Scoring	1st	2nd	TOT
LAM	12	35	47
UTA	31	25	56

@ ORAL ROBERTS — L, 71-62

Shorthanded UTA completely erased a double-figure 2nd-half deficit on the road against an opponent which went to the Sweet Sixteen a season ago, but ultimately Oral Roberts pulled out a win.

Playing without its 2nd- and 3rd-leading scorers in terms of points per game, UTA mounted a furious comeback in the closing half thanks to 52-percent shooting (15-29) from the floor, but ORU's nation-leading 3-point attack proved too much to overcome.

Pedro Castro (8 ppg) hurt his back just over three minutes into the game when Kaodirichi Akobundu-Ehiogu – who blocked an ORU shot during the sequence – landed on him, and Castro did not return. Meanwhile, Nicolas Elame (7.6) missed his fourth-straight game with a hamstring injury as the Mavs were without nearly 16 points in a game decided by nine.

UTA trailed at the beginning of the 2nd half by 11, 34-23, after facing a deficit as much as 13 in the 1st half, but quickly closed the gap and eventually tied the contest at 47-all with 10 minutes to play following a pull-up at the elbow by Azore, but a 6-0 run by ORU ensued and UTA couldn't get closer than four.

UT Arlington - 62 Record: 3-6

NO.	Name		Min	FG M-A	3P M-A	FT M-A	Rebounds OR	DR	TOT	Fouls PF	FD	TP	AS	TO	ST	Blocks BS	BA	+/-
0	Kaodirichi Akobundu-Ehiogu	F	24:39	1-2	0-0	1-2	3	7	10	0	1	3	0	1	0	3	1	-8
23	Patrick Mwamba	F	27:56	4-13	1-5	0-0	1	3	4	3	2	9	2	2	2	2	1	-8
1	Javon Levi	G	31:12	4-12	0-2	2-3	1	2	3	3	3	10	4	1	2	0	1	0
4	David Azore	G	33:36	6-15	1-2	3-4	0	1	1	1	3	16	0	2	0	0	2	-10
21	Pedro Castro	G	03:10	0-2	0-1	0-0	0	1	1	0	0	0	0	0	1	0	0	-3
3	Carson Bischoff		22:37	2-3	2-3	1-3	0	4	4	1	1	7	0	0	1	0	0	0
24	Montez Young Jr.		18:19	2-3	0-1	0-0	3	7	10	1	1	4	1	2	0	0	0	0
10	Jack Hoiberg		13:33	1-1	0-0	0-0	0	1	1	2	0	2	2	2	0	0	0	-15
12	Lazaro Rojas		10:21	4-8	0-0	0-0	1	1	2	2	0	8	1	2	0	1	0	-1
5	Brandyn Talbot		09:37	1-3	1-3	0-0	0	0	0	0	1	3	0	1	0	0	0	0
22	Shemar Wilson		05:00	0-1	0-0	0-0	1	1	2	2	1	0	0	0	0	0	1	0
Team							3	3	6			0		0				
Totals				25-63	5-17	7-12	13	31	44	15	13	62	10	13	6	6	6	-9

Technical Fouls: Hoiberg 2nd 9:56

Shooting By Period		
1st FG%	10-34	29.4%
3PT%	2-10	20.0%
FT%	1-4	25%
2nd FG%	15-29	51.7%
3PT%	3-7	42.9%
FT%	6-8	75%
GM FG%	25-63	39.7%
3PT%	5-17	29.4%
FT%	7-12	58.3%

Dead Ball Rebounds: 2, 0

Oral Roberts - 71 Record: 6-5

NO.	Name		Min	FG M-A	3P M-A	FT M-A	Rebounds OR	DR	TOT	Fouls PF	FD	TP	AS	TO	ST	Blocks BS	BA	+/-
14	DeShang Weaver	F	26:40	6-13	6-8	0-0	1	2	3	2	0	18	2	0	0	3	3	4
22	Francis Lācis	F	34:33	8-11	5-8	0-1	1	10	11	1	2	21	0	0	4	3	0	6
2	Kareem Thompson	G	12:07	0-1	0-0	0-0	2	2	4	0	0	0	1	2	0	0	0	-10
3	Max Abmas	G	39:01	3-11	2-7	3-3	0	6	6	2	5	11	6	3	0	0	2	12
11	Carlos Jürgens	G	35:26	2-9	0-5	0-0	1	1	2	4	2	4	3	0	2	0	0	16
20	Trey Phipps		27:39	4-7	1-3	1-2	0	3	3	3	2	10	5	2	0	0	0	3
1	Elijah Lufile		17:04	3-4	0-0	0-2	2	2	4	0	3	6	0	0	0	0	0	7
10	Issac McBride		05:47	0-3	0-1	1-2	0	1	1	1	1	1	0	0	0	0	1	6
23	Sir Issac Herron		01:43	0-0	0-0	0-0	0	0	0	0	0	0	0	1	0	0	0	1
Team							0	1	1			0		1				
Totals				26-59	14-32	5-10	7	28	35	13	15	71	17	9	6	6	6	9

Technical Fouls:NONE

Shooting By Period		
1st FG%	12-28	42.9%
3PT%	8-17	47.1%
FT%	2-3	66.7%
2nd FG%	14-31	45.2%
3PT%	6-15	40.0%
FT%	3-7	42.9%
GM FG%	26-59	44.1%
3PT%	14-32	43.8%
FT%	5-10	50.0%

Dead Ball Rebounds: 0, 0

	UTA	ORU
Biggest lead	0 (1st 20:00)	13 (1st 1:19)
Best Scoring Run	10(2nd 14:24)	8(1st 7:54)
Lead Changes	0	
Times Tied	1	
Time with Lead	00:00	39:05

Points from	UTA	ORU
Turnovers	10	7
Paint	28	20
Second Chance	8	6
Fast Breaks	3	7
Bench	24	17

Period by Period Scoring	1st	2nd	TOT
UTA	23	39	62
ORU	34	37	71

ALL GAME BOX SCORES AND SUMMARIES

@ RV OKLAHOMA — L, 70-50

UT Arlington - 50 Record: 3-7

NO.	Name		Min	FG M-A	3P M-A	FT M-A	Rebounds OR	DR	TOT	Fouls PF	FD	TP	AS	TO	ST	Blocks BS	BA	+/-
0	Kaodirichi Akobundu-Ehiogu	F	19:35	1-2	0-0	2-2	0	6	6	2	2	4	0	0	0	2	0	-15
23	Patrick Mwamba	F	24:13	3-7	2-5	2-2	0	1	1	1	2	10	1	2	1	0	0	-13
1	Javon Levi	G	20:27	0-3	0-0	0-0	1	0	1	0	1	0	2	2	1	0	0	-20
3	Carson Bischoff	G	25:32	2-7	2-6	0-0	0	3	3	0	0	6	0	0	0	0	0	-22
4	David Azore	G	28:58	4-10	1-4	6-8	0	3	3	0	5	15	1	2	1	0	0	-15
12	Lazaro Rojas		06:52	1-4	0-1	0-0	0	0	0	2	1	2	0	2	0	0	0	-11
20	Nicolas Elame		11:02	0-0	0-0	0-2	0	0	0	2	3	0	0	2	1	0	0	-5
24	Montez Young Jr.		15:47	1-3	0-1	0-0	1	3	4	1	0	2	0	1	3	0	1	-7
10	Jack Holberg		19:33	0-4	0-1	0-0	0	0	0	1	0	0	0	0	1	0	0	0
5	Brandyn Talbot		14:28	1-3	1-3	0-0	0	0	0	0	0	3	3	0	1	0	0	2
22	Shemar Wilson		13:33	4-7	0-0	0-1	2	3	5	4	2	8	2	3	2	1	0	6
Team							2	1	3			0		1				
Totals				17-50	6-21	10-15	6	20	26	13	16	50	9	15	11	3	1	-20

Technical Fouls: NONE

Shooting By Period		
1st FG%	6-24	25.0%
3PT%	2-9	22.2%
FT%	4-7	57.1%
2nd FG%	11-26	42.3%
3PT%	4-12	33.3%
FT%	6-8	75%
GM FG%	17-50	34.0%
3PT%	6-21	28.6%
FT%	10-15	66.7%

Dead Ball Rebounds: 2, 0

Oklahoma - 70 Record: 9-2

NO.	Name		Min	FG M-A	3P M-A	FT M-A	Rebounds OR	DR	TOT	Fouls PF	FD	TP	AS	TO	ST	Blocks BS	BA	+/-
1	Jalen Hill	F	26:06	5-5	1-1	1-1	0	4	4	2	2	12	1	1	1	0	0	22
35	Tanner Groves	F	26:07	6-12	0-3	1-1	3	3	6	3	2	13	2	4	0	1	1	23
0	Jordan Goldwire	G	26:13	3-6	0-2	0-0	0	2	2	1	0	6	6	2	3	0	1	25
2	Umoja Gibson	G	30:35	4-10	4-8	2-2	0	8	8	1	1	14	1	1	1	0	0	23
55	Elijah Harkless	G	20:26	2-6	1-4	1-2	2	2	4	1	2	6	3	1	0	0	0	15
15	Ethan Chargois		10:01	2-2	0-0	0-0	0	1	1	2	1	4	3	2	0	0	0	0
22	CJ Noland		18:27	3-3	2-2	1-1	0	1	1	2	1	9	1	0	1	0	0	12
14	Bijan Cortes		11:04	1-2	0-0	0-0	0	2	2	2	1	2	2	3	0	0	0	1
34	Jacob Groves		15:18	2-4	0-1	0-0	0	2	2	2	2	4	0	1	0	0	0	-3
3	Alston Mason		07:24	0-1	0-0	0-1	0	0	0	0	1	0	0	0	0	0	1	-6
11	Akol Mawein		03:52	0-0	0-0	0-0	0	2	2	0	0	0	2	2	0	0	0	-3
20	Rick Issanza		02:07	0-0	0-0	0-0	0	0	0	0	0	0	0	0	0	0	0	-3
30	Jake Moser		01:10	0-0	0-0	0-0	0	0	0	0	0	0	0	0	0	0	0	-3
44	Blake Seacat		01:10	0-0	0-0	0-0	0	0	0	0	0	0	0	0	0	0	0	-3
Team							0	3	3			0		0				
Totals				28-51	8-21	6-8	5	30	35	16	13	70	19	17	6	1	3	20

Technical Fouls: NONE

Shooting By Period		
1st FG%	13-22	59.1%
3PT%	5-11	45.5%
FT%	4-5	80%
2nd FG%	15-29	51.7%
3PT%	3-10	30.0%
FT%	2-3	66.7%
GM FG%	28-51	54.9%
3PT%	8-21	38.1%
FT%	6-8	75.0%

Dead Ball Rebounds: 0, 0

	UTA	OKLA
Biggest lead	0 (1st 20:00)	28 (2nd 6:28)
Best Scoring Run	5(1st 0:00)	11(1st 13:04)
Lead Changes	0	
Times Tied	0	
Time with Lead	00:00	36:59

Points from	UTA	OKLA
Turnovers	10	12
Paint	18	32
Second Chance	8	6
Fast Breaks	3	9
Bench	15	19

Period by Period Scoring	1st	2nd	TOT
UTA	18	32	50
OKLA	35	35	70

David Azore eclipsed the 1,000-career point mark, but unfortunately for UTA it was one of the lone bright spots as the again-shorthanded Mavericks dropped a 70-50 decision to an Oklahoma team (9-2) receiving votes in the national polls.

Facing its eighth opponent already this year which played in the NCAA Tournament last season, UTA fell behind 11-0 from the start and never recovered as the Mavs shot just 34 percent from the floor while allowing OU to connect at a 55-percent clip (28-51).

Prior to the start of the game, it was announced that UTA's 2nd-leading scorer Pedro Castro would miss the rest of the season after undergoing back surgery the day prior.

While the Mavs lost Castro, they gained Nicolas Elame as the point guard and 3rd-leading scorer for UTA at nearly 8 per game returned for the first time since Nov. 20 after missing the previous four games with a hamstring injury. Elame did not score, but had a steal in 11 minutes off the bench.

HOWARD PAYNE — W, 95-46

Howard Payne - 46 Record: 3-9

NO.	Name		Min	FG M-A	3P M-A	FT M-A	Rebounds OR	DR	TOT	Fouls PF	FD	TP	AS	TO	ST	Blocks BS	BA	+/-
10	Reese Ridder	F	10:18	0-2	0-2	0-0	0	0	0	0	0	0	0	1	1	0	0	-20
4	Jaylan Ballou	G	32:10	0-2	0-1	2-4	3	2	5	2	3	2	6	5	3	0	1	-34
11	Jerren Godfrey	G	19:59	5-13	2-7	3-3	0	3	3	2	5	15	0	0	2	0	1	-20
20	Myles Brown	G	20:22	1-10	0-5	0-0	0	1	1	1	0	2	0	1	1	0	0	-31
35	Fredrick Watts	G	25:45	1-11	0-3	1-2	5	1	6	1	3	3	0	0	1	0	0	-29
3	Miles Koehler		12:50	2-5	2-3	0-0	0	0	0	0	0	6	2	2	0	0	0	-25
5	Tyrell Thompson		16:54	1-4	0-0	0-0	2	0	2	2	0	2	0	0	1	1	2	-9
33	Harold Myart		11:15	2-8	1-2	1-2	2	2	4	0	2	6	0	0	1	0	1	-16
23	Desmond Longino		08:57	0-2	0-0	0-0	0	0	0	1	0	0	0	1	0	0	1	-7
13	Malikih Gillum		06:37	0-0	0-0	0-0	0	0	0	0	0	0	0	1	0	0	0	-7
21	Matthew Hammonds		06:40	0-2	0-1	0-0	0	0	0	0	0	0	0	0	0	0	0	-24
22	Tyler Poag		10:57	3-3	1-1	0-0	3	1	4	1	0	7	0	0	0	0	0	-12
25	Shayden Payne		07:31	0-3	0-1	0-0	0	0	0	2	0	0	0	1	1	0	0	-1
2	Jacob Helzer		09:45	1-3	1-1	0-0	0	0	0	0	1	3	1	2	0	0	0	-10
Team							3	2	5			0		1				
Totals				16-68	7-27	7-11	18	12	30	12	14	46	9	15	11	1	6	-49

Technical Fouls: NONE

Shooting By Period		
1st FG%	4-32	12.5%
3PT%	2-13	15.4%
FT%	4-6	66.7%
2nd FG%	12-36	33.3%
3PT%	5-14	35.7%
FT%	3-5	60%
GM FG%	16-68	23.5%
3PT%	7-27	25.9%
FT%	7-11	63.6%

Dead Ball Rebounds: 2, 0

UT Arlington - 95 Record: 4-7

NO.	Name		Min	FG M-A	3P M-A	FT M-A	Rebounds OR	DR	TOT	Fouls PF	FD	TP	AS	TO	ST	Blocks BS	BA	+/-
0	Kaodirichi Akobundu-Ehiogu	F	20:33	6-7	0-0	0-0	1	5	6	1	0	12	0	0	0	2	0	32
23	Patrick Mwamba	F	18:50	3-10	2-7	4-5	3	5	8	1	1	12	3	0	1	1	0	27
1	Javon Levi	G	20:32	3-3	0-0	0-0	0	5	5	0	1	6	8	4	1	0	0	30
3	Carson Bischoff	G	20:24	1-5	1-5	0-0	0	1	1	1	1	3	1	0	1	0	0	20
20	Nicolas Elame	G	17:47	5-8	0-2	2-2	1	3	4	2	2	12	3	2	2	0	0	17
5	Brandyn Talbot		21:52	5-7	3-5	0-0	2	2	4	3	0	13	3	3	1	0	0	29
10	Jack Holberg		21:23	3-7	2-4	0-0	1	1	2	1	1	8	4	1	1	0	1	32
24	Montez Young Jr.		20:58	4-8	0-2	0-0	2	4	6	1	0	8	1	2	2	0	0	20
22	Shemar Wilson		19:27	6-8	0-0	2-3	7	1	8	3	3	14	1	3	0	1	0	13
12	Lazaro Rojas		13:18	2-3	2-2	0-0	0	7	7	1	1	6	2	1	0	2	0	26
15	Antonio Romanelli		04:56	0-1	0-0	1-2	0	0	0	0	2	1	0	0	0	0	0	-1
Team							0	2	2			0		0				
Totals				38-67	10-27	9-12	17	36	53	14	12	95	26	16	9	6	1	49

Technical Fouls: NONE

Shooting By Period		
1st FG%	22-42	52.4%
3PT%	7-20	35.0%
FT%	8-10	80%
2nd FG%	16-25	64.0%
3PT%	3-7	42.9%
FT%	1-2	50%
GM FG%	38-67	56.7%
3PT%	10-27	37.0%
FT%	9-12	75.0%

Dead Ball Rebounds: 3, 0

	HPU	UTA
Biggest lead	0 (1st 20:00)	52 (2nd 4:00)
Best Scoring Run	5(2nd 14:40)	22(1st 10:42)
Lead Changes	0	
Times Tied	0	
Time with Lead	00:00	39:10

Points from	HPU	UTA
Turnovers	20	23
Paint	16	52
Second Chance	13	28
Fast Breaks	12	10
Bench	24	50

Period by Period Scoring	1st	2nd	TOT
HPU	14	32	46
UTA	59	36	95

UTA closed out an otherwise extremely challenging non-conference schedule with a 95-46 win over Howard Payne inside the College Park Center.

UTA put the game out of reach immediately as the Mavs used a 22-0 run in the game's first 10 minutes to open up a 27-1 lead. The advantage swelled to 30, 34-4, at the 8:30 mark on a Javon Levi jumper, and reached 40, 44-4, with just under six minutes left following the first-ever made 3-pointer from Lazaro Rojas.

The Mavs finished the night shooting 57 percent (38-67) from the floor while holding Howard Payne to just 24 percent (16-68) as they had a lead as large as 52 at one point.

Making the performance even more impressive is that UTA was without its top-2 leading scorers in David Azore (non-COVID illness) and Pedro Castro (back surgery – out for the season).

SOUTH ALABAMA — W, 89-87 (OT)

South Alabama - 87 Record: 10-4 (0-1)

NO.	Name		Min	FG M-A	3P M-A	FT M-A	Rebounds OR	DR	TOT	Fouls PF	FD	TP	AS	TO	ST	Blocks BS	BA	+/-
4	Kayo Goncalves	F	31:16	4-6	4-6	0-0	0	0	0	3	1	12	2	0	1	0	0	0
12	Alex Anderson	F	30:41	3-7	0-1	1-1	0	1	1	3	1	7	3	1	0	0	0	-1
13	Javon Franklin	F	41:07	8-10	0-0	5-9	11	4	15	3	7	21	2	2	3	4	0	4
21	Charles Manning, Jr.	G	37:51	7-17	2-4	10-11	0	4	4	3	9	26	3	5	3	0	4	-6
22	Jay Jay Chandler	G	41:39	5-19	0-6	2-2	0	4	4	4	5	12	5	2	1	0	0	0
10	Diante Smith		37:38	4-7	1-3	0-0	1	2	3	2	1	9	1	0	0	0	1	-3
20	Marshall Kearing		00:55	0-0	0-0	0-0	0	0	0	2	0	0	0	0	0	0	0	1
1	Lance Thomas		02:58	0-1	0-1	0-0	0	0	0	0	0	0	0	1	0	1	0	-7
25	Jamal West		00:55	0-0	0-0	0-0	0	0	0	0	0	0	0	0	0	0	0	2
Team							1	0	1			0		0				
Totals				31-67	7-21	18-23	13	15	28	20	24	87	16	11	8	5	5	-2

Technical Fouls: NONE

Shooting By Period		
1st FG%	14-31	45.2%
3PT%	5-13	38.5%
FT%	7-9	77.8%
2nd FG%	13-26	50.0%
3PT%	0-4	0.0%
FT%	9-12	75%
OT FG%	4-10	40.0%
3PT%	2-4	50.0%
FT%	2-2	100%
GM FG%	31-67	46.3%
3PT%	7-21	33.3%
FT%	18-23	78.3%

Dead Ball Rebounds: 3, 0

UT Arlington - 89 Record: 5-7 (1-0)

NO.	Name		Min	FG M-A	3P M-A	FT M-A	Rebounds OR	DR	TOT	Fouls PF	FD	TP	AS	TO	ST	Blocks BS	BA	+/-
0	Kaodirichi Akobundu-Ehiogu	F	21:00	2-4	0-0	3-4	1	4	5	4	2	7	0	0	0	5	2	6
23	Patrick Mwamba	F	28:03	6-10	2-4	2-2	1	3	4	2	2	16	2	1	4	0	0	7
1	Javon Levi	G	29:57	2-3	0-0	1-5	2	5	7	4	3	5	7	3	1	0	0	6
3	Carson Bischoff	G	15:29	0-2	0-2	0-0	0	0	0	1	1	0	1	0	0	0	0	-11
4	David Azore	G	41:23	11-20	0-3	8-9	1	6	7	4	7	30	3	6	0	0	0	7
20	Nicolas Elame		19:11	2-3	1-1	0-0	0	1	1	1	1	5	0	0	0	0	1	-2
22	Shemar Wilson		20:27	5-6	0-0	4-4	4	3	7	2	2	14	0	1	0	0	0	11
5	Brandyn Talbot		08:46	1-2	1-2	0-0	0	0	0	0	0	3	1	1	0	0	0	6
10	Jack Holberg		20:14	1-4	1-3	0-0	0	0	0	2	1	3	1	1	0	0	0	0
24	Montez Young Jr.		16:57	3-5	0-0	0-0	4	2	6	3	1	6	0	1	0	0	1	-5
12	Lazaro Rojas		03:33	0-2	0-0	0-0	0	0	0	1	0	0	0	2	0	0	1	-15
Team							2	1	3			0		1				
Totals				33-61	5-15	18-24	15	25	40	24	20	89	15	17	5	5	5	2

Technical Fouls: NONE

Shooting By Period		
1st FG%	16-31	51.6%
3PT%	3-7	42.9%
FT%	6-8	75%
2nd FG%	12-25	48.0%
3PT%	1-7	14.3%
FT%	9-10	90%
OT FG%	5-5	100.0%
3PT%	1-1	100.0%
FT%	3-6	50%
GM FG%	33-61	54.1%
3PT%	5-15	33.3%
FT%	18-24	75.0%

Dead Ball Rebounds: 4, 0

	USA	UTA
Biggest lead	5 (1st 16:02)	10 (1st 9:01)
Best Scoring Run	10(1st 6:25)	9(1st 13:58)
Lead Changes	12	
Times Tied	11	
Time with Lead	06:26	32:17

Points from	USA	UTA
Turnovers	22	14
Paint	42	44
Second Chance	13	19
Fast Breaks	16	13
Bench	9	31

Period by Period Scoring	1st	2nd	OT1	TOT
USA	40	35	12	87
UTA	41	34	14	89

UTA knocked off South Alabama in a thrilling 89-87 overtime triumph inside the College Park Center thanks to a 30-point effort from David Azore.

The season-best performance from Azore – which included seven rebounds and three assists – was just part of what UTA head coach Greg Young classified as a "player-led win" as the Mavs placed three guys in double-figure scoring thanks to a season-high 16 from Patrick Mwamba and 14 courtesy of Shemar Wilson – his most every versus a Division-I opponent.

That was just the start for UTA, however, as numerous other players played integral roles in snapping a four-game losing streak to open conference play dating back to the 2016-17 campaign.

UTA led for all but six minutes all night – including all but two minutes in the 2nd half – but South Alabama had a chance to go in front and possibly win in the closing seconds of regulation. But, UTA got a stop and then overcame a pair of early three-point deficits in overtime to go ahead and received a fifth, and final, block from Kaodirichi Akobundu-Ehiogu to seal the contest and win for the Mavs.

ALL GAME BOX SCORES AND SUMMARIES

TROY — W, 62-57

Down five with just over two minutes remaining after leading the majority of the game, UTA won its third-straight contest with a resilient 62-57 triumph over Troy on New Year's Day.

Facing a 57-52 deficit in the closing minutes, UTA capped the day in dominant fashion with a 10-0 run to turn a five-point losing margin into a five-point winning margin.

The stretch began with a Javon Levi layup before David Azore followed on the next possession with a traditional three-point play to tie the contest at 57-all. After another stop, Azore stormed ahead in transition and converted a bucket with 40 seconds left to put UTA in front for the rest of the afternoon.

The Mavs then sealed the contest at the free throw line with a trio of makes inside the final 20 seconds, and Kaodirichi Akobundu-Ehiogu recorded his fourth, and final, block with Troy down three to ice UTA's 100th all-time victory in the College Park Center.

Troy - 57 Record: 10-5 (1-1)

NO.	Name		Min	FG M-A	3P M-A	FT M-A	Rebounds OR	DR	TOT	Fouls PF	FD	TP	AS	TO	ST	Blocks BS	BA	+/-
10	Zay Williams	F	34:28	2-8	0-3	4-4	3	9	12	1	4	8	3	2	0	2	1	4
13	Khalyl Waters	F	22:49	2-5	0-0	0-0	3	4	7	4	0	4	1	2	0	0	1	-8
23	Efe Odigie	F	29:55	3-12	0-0	7-8	3	6	9	1	5	13	2	6	0	0	1	11
11	Desmond Williams	G	21:39	2-7	2-4	1-2	2	4	6	5	1	7	1	0	1	1	1	8
21	Duke Deen	G	23:58	4-9	4-9	0-0	2	2	4	2	0	12	2	1	2	1	0	2
35	Nate Tshimanga		16:35	2-3	0-0	0-1	0	4	4	1	3	4	1	1	0	0	0	6
30	Christian Turner		09:46	1-4	0-0	0-0	2	1	3	3	0	2	0	2	0	0	1	-11
15	Duke Miles		19:31	1-8	0-2	0-0	0	1	1	3	2	2	0	2	0	0	2	-14
5	Christyon Eugene		14:35	1-3	1-2	2-2	0	1	1	0	2	5	1	0	0	0	0	-10
24	Nick Stampley		05:51	0-1	0-1	0-0	0	1	1	1	0	0	0	0	0	0	0	-14
0	Kieffer Punter		00:53	0-0	0-0	0-0	0	1	1	1	0	0	0	0	0	0	0	1
Team							3	1	4			0		0				
Totals				18-60	7-21	14-17	18	35	53	22	17	57	11	16	3	4	7	-5

Technical Fouls: NONE

Shooting By Period		
1st FG%	9-32	28.1%
3PT%	3-9	33.3%
FT%	8-10	80%
2nd FG%	9-28	32.1%
3PT%	4-12	33.3%
FT%	6-7	85.7%
GM FG%	18-60	30.0%
3PT%	7-21	33.3%
FT%	14-17	82.4%

Dead Ball Rebounds: 1, 0

UT Arlington - 62 Record: 6-7 (2-0)

NO.	Name		Min	FG M-A	3P M-A	FT M-A	Rebounds OR	DR	TOT	Fouls PF	FD	TP	AS	TO	ST	Blocks BS	BA	+/-
0	Kaodirichi Akobundu-Ehiogu	F	18:55	2-2	0-0	0-0	2	4	6	3	0	4	0	0	1	4	0	14
23	Patrick Mwamba	F	29:19	1-9	0-5	3-6	0	5	5	4	5	5	4	2	2	2	1	-1
1	Javon Levi	G	29:55	2-9	1-2	0-0	0	4	4	2	1	5	3	1	2	0	1	0
3	Carson Bischoff	G	12:06	0-2	0-1	0-0	0	0	0	0	0	0	1	0	0	0	0	4
4	David Azore	G	33:00	9-17	1-3	5-5	1	6	7	0	6	24	2	1	1	0	1	2
22	Shemar Wilson		17:52	3-4	0-0	4-4	2	4	6	1	4	10	2	0	2	1	0	-5
10	Jack Holberg		18:39	2-5	1-3	1-2	0	0	0	2	3	6	1	0	0	0	1	16
20	Nicolas Elame		16:55	2-8	0-1	1-2	1	1	2	2	1	5	1	0	1	0	0	8
24	Montez Young Jr.		13:07	0-0	0-0	0-0	0	1	1	1	0	0	3	0	0	0	0	8
5	Brandyn Talbot		06:59	1-2	1-2	0-0	0	0	0	0	0	3	0	0	0	0	0	-17
12	Lazaro Rojas		03:13	0-1	0-0	0-1	0	1	1	2	2	0	0	0	0	0	0	-4
Team							0	0	0			0		0				
Totals				22-59	4-17	14-20	6	26	32	17	22	62	17	4	9	7	4	5

Technical Fouls: NONE

Shooting By Period		
1st FG%	13-32	40.6%
3PT%	3-8	37.5%
FT%	5-7	71.4%
2nd FG%	9-27	33.3%
3PT%	1-9	11.1%
FT%	9-13	69.2%
GM FG%	22-59	37.3%
3PT%	4-17	23.5%
FT%	14-20	70.0%

Dead Ball Rebounds: 2, 0

	TRO	UTA
Biggest lead	6 (2nd 4:41)	14 (1st 12:36)
Best Scoring Run	8 (1st 8:28)	10 (2nd 0:10)
Lead Changes	4	
Times Tied	5	
Time with Lead	04:46	29:32

Points from	TRO	UTA
Turnovers	1	14
Paint	22	22
Second Chance	8	7
Fast Breaks	18	14
Bench	13	24

Period by Period Scoring	1st	2nd	TOT
TRO	29	28	57
UTA	34	28	62

@ GEORGIA STATE — W, 70-63

UTA used a 13-0 game-deciding run in the 2nd half and held on late to post an impressive 70-63 win over the Preseason Sun Belt Conference favorite Georgia State. Leading by just two, 46-44, with 12 minutes remaining, UTA held GSU without a point for the next seven minutes to take a 59-44 advantage with a little over five minutes left. However, a furious Georgia State comeback trimmed its deficit to as little as three, 66-63, in the closing seconds before clutch free throws from the Mavericks sealed their fourth-straight win.

Reigning Sun Belt Player of the Week David Azore delivered a game-high 17 points for UTA and secured five rebounds, while Patrick Mwamba matched a season best with 16 points and equaled a year high with eight rebounds for the Mavs, who were playing with just nine scholarship and only 10 available total players due to COVID protocols and injuries.

UTA started a Sun Belt season 3-0 for just its second time since joining the league in 2013-14 thanks in addition to a near double-double performance of nine points and a career-high-tying nine rebounds from Nicolas Elame.

UT Arlington - 70 Record: 7-7 (3-0)

NO.	Name		Min	FG M-A	3P M-A	FT M-A	Rebounds OR	DR	TOT	Fouls PF	FD	TP	AS	TO	ST	Blocks BS	BA	+/-
0	Kaodirichi Akobundu-Ehiogu	F	22:09	3-6	0-0	0-0	5	4	9	0	1	6	0	2	0	0	2	6
23	Patrick Mwamba	F	30:16	6-13	3-5	1-2	1	7	8	1	2	16	3	2	1	1	2	14
1	Javon Levi	G	33:29	3-5	0-1	0-2	1	4	5	3	4	6	8	2	0	0	0	17
4	David Azore	G	35:44	5-16	1-2	6-6	0	5	5	1	3	17	1	1	0	0	1	6
20	Nicolas Elame	G	28:55	3-10	1-2	2-3	3	6	9	1	2	9	2	1	2	0	1	1
5	Brandyn Talbot		22:27	2-10	2-8	2-2	0	2	2	3	1	8	2	1	0	0	0	-2
22	Shemar Wilson		14:15	2-4	0-0	0-0	1	2	3	4	3	4	0	0	0	0	0	-5
24	Montez Young Jr.		09:32	1-2	0-0	0-0	4	3	7	0	0	2	0	1	1	1	1	-4
12	Lazaro Rojas		03:13	1-1	0-0	0-0	0	0	0	0	1	2	0	0	0	0	0	2
Team							3	0	3			0		2				
Totals				26-67	7-18	11-15	18	33	51	13	17	70	16	12	4	2	7	7

Technical Fouls: NONE

Shooting By Period		
1st FG%	15-36	41.7%
3PT%	1-8	12.5%
FT%	0-1	0%
2nd FG%	11-31	35.5%
3PT%	6-10	60.0%
FT%	11-14	78.6%
GM FG%	26-67	38.8%
3PT%	7-18	38.9%
FT%	11-15	73.3%

Dead Ball Rebounds: 4, 1

Georgia St. - 63 Record: 6-6 (0-1)

NO.	Name		Min	FG M-A	3P M-A	FT M-A	Rebounds OR	DR	TOT	Fouls PF	FD	TP	AS	TO	ST	Blocks BS	BA	+/-
15	Ja'Heim Hudson	F	19:07	1-3	0-1	0-2	3	2	5	2	2	2	0	0	0	0	0	-1
25	Jalen Thomas	C	29:28	3-11	0-0	1-2	3	9	12	5	1	7	1	0	1	1	0	-15
2	Justin Roberts	G	33:49	4-10	2-6	2-2	1	1	2	1	1	12	2	2	0	0	0	-10
11	Corey Allen	G	36:51	6-20	3-10	0-1	0	3	3	1	4	15	7	1	2	1	1	-8
12	Kane Williams	G	32:16	5-11	0-3	0-0	0	1	1	4	3	10	3	1	2	2	0	-6
21	Kalik Brooks		07:24	1-1	0-0	0-0	1	0	1	0	0	2	0	0	0	0	0	0
0	Evan Johnson		18:21	2-6	1-4	0-0	0	1	1	0	0	5	0	1	0	0	0	-2
1	Eliel Nsoseme		22:44	5-6	0-0	0-1	2	5	7	4	2	10	1	0	1	3	0	7
Team							0	0	0			0		0				
Totals				27-68	6-24	3-8	10	22	32	17	13	63	14	5	6	7	2	-7

Technical Fouls: NONE

Shooting By Period		
1st FG%	14-31	45.2%
3PT%	4-13	30.8%
FT%	0-0	0%
2nd FG%	13-37	35.1%
3PT%	2-11	18.2%
FT%	3-8	37.5%
GM FG%	27-68	39.7%
3PT%	6-24	25.0%
FT%	3-8	37.5%

Dead Ball Rebounds: 2, 1

	UTA	GSU
Biggest lead	15 (2nd 5:34)	4 (1st 12:07)
Best Scoring Run	13(2nd 5:34)	8(1st 12:07)
Lead Changes	8	
Times Tied	9	
Time with Lead	26:17	06:14

Points from	UTA	GSU
Turnovers	8	13
Paint	28	30
Second Chance	11	10
Fast Breaks	12	8
Bench	16	17

Period by Period Scoring	1st	2nd	TOT
UTA	31	39	70
GSU	32	31	63

@ GEORGIA SOUTHERN — L, 74-73 (OT)

David Azore tied a career high with 33 points, Javon Levi hit a buzzer-beating 3-pointer to force overtime and UTA overcame a 14-point 2nd-half deficit, but Mavs fell by one point. UTA trailed by 11 with under five minutes remaining and by six with less than 30 seconds left in regulation before a furious comeback was capped by Levi rising up from NBA range and knocking down an overtime-forcing triple.

In the extra period, the Mavs – who once again played with just nine scholarship players due to COVID protocols and injuries – built multiple four-point leads, the latest of which came on Azore's final points with 40 ticks showing to go up 73-69. However, Georgia Southern knocked down a 3-pointer on its ensuing possession to pull within one, 73-72, setting up an offensive trip for UTA which resulted in Levi being fouled well away from the ball and not remotely part of the play – appearing to fit one of the criteria for a Flagrant 1 personal foul, which would have been two shots and the ball for the Mavs. However, a common foul was issued, and both free throws were missed preceding a Georgia Southern layup at the other end. UTA had a couple final attempts to win the game after calling timeout with seven seconds left. Azore rose up from the top of the key, but his shot was rebounded by Patrick Mwamba, who had a chance to potentially win it with a layup, but his effort came up just short.

UT Arlington - 73 Record: 7-8 (3-1)

NO.	Name		Min	FG M-A	3P M-A	FT M-A	Rebounds OR	DR	TOT	Fouls PF	FD	TP	AS	TO	ST	Blocks BS	BA	+/-
0	Kaodirichi Akobundu-Ehiogu	F	29:38	0-3	0-0	0-0	2	2	4	1	2	0	1	0	0	1	0	2
23	Patrick Mwamba	F	29:23	1-5	0-3	7-9	2	6	8	4	6	9	2	2	0	0	0	-1
1	Javon Levi	G	40:20	4-9	1-3	0-2	3	9	12	2	2	9	1	3	2	0	2	-2
4	David Azore	G	40:09	12-21	5-5	4-7	0	9	9	2	6	33	2	3	1	0	0	9
20	Nicolas Elame	G	34:08	5-10	3-5	0-0	1	2	3	3	2	13	4	2	1	0	2	-1
5	Brandyn Talbot		21:47	3-11	1-8	0-0	0	0	0	0	1	7	1	0	1	0	0	-5
12	Lazaro Rojas		10:14	0-2	0-1	0-1	0	1	1	1	1	0	0	0	0	0	0	3
22	Shemar Wilson		08:46	1-5	0-0	0-0	3	1	4	1	0	2	0	0	0	0	1	-3
24	Montez Young Jr.		10:35	0-2	0-0	0-0	1	1	2	1	0	0	1	0	0	1	0	-7
Team							3	0	3			0		1				
Totals				26-68	10-25	11-19	15	31	46	15	20	73	12	11	5	2	5	-1

Technical Fouls: NONE

Shooting By Period		
1st FG%	12-32	37.5%
3PT%	3-10	30.0%
FT%	3-5	60%
2nd FG%	11-29	37.9%
3PT%	6-13	46.2%
FT%	7-10	70%
OT FG%	3-7	42.9%
3PT%	1-2	50.0%
FT%	1-4	25%
GM FG%	26-68	38.2%
3PT%	10-25	40.0%
FT%	11-19	57.9%

Dead Ball Rebounds: 4, 0

Georgia Southern - 74 Record: 8-6 (1-2)

NO.	Name		Min	FG M-A	3P M-A	FT M-A	Rebounds OR	DR	TOT	Fouls PF	FD	TP	AS	TO	ST	Blocks BS	BA	+/-
1	Cam Bryant	F	27:03	2-7	1-4	0-1	0	8	8	4	1	5	1	0	0	0	0	1
12	Andrei Savrasov	F	30:54	6-14	1-4	0-0	1	3	4	1	0	13	3	1	2	1	1	4
24	Prince Toyambi	F	19:02	1-1	0-0	3-6	2	0	2	3	3	5	0	1	2	0	0	-7
3	Tre Cobbs	G	27:20	4-6	0-1	2-3	0	2	2	4	3	10	5	2	0	0	0	-4
4	Kamari Brown	G	29:49	7-14	2-6	0-0	1	1	2	2	2	16	0	2	0	1	0	-10
23	Grant Weatherford		21:20	0-1	0-0	0-0	1	3	4	2	1	0	5	0	1	0	0	9
10	Carlos Curry		12:40	1-3	0-0	0-0	0	2	2	1	0	2	0	1	0	0	0	9
13	Gedi Juozapaitis		31:20	5-11	3-8	2-3	0	3	3	1	3	15	1	0	0	1	0	3
0	Kaden Archie		25:32	3-4	0-0	2-3	0	4	4	2	2	8	0	2	1	2	1	2
Team							1	5	6			0		1				
Totals				29-61	7-23	9-16	6	31	37	20	15	74	15	10	6	5	2	1

Technical Fouls: NONE

Shooting By Period		
1st FG%	14-30	46.7%
3PT%	2-10	20.0%
FT%	3-5	60%
2nd FG%	11-24	45.8%
3PT%	4-11	36.4%
FT%	6-11	54.5%
OT FG%	4-7	57.1%
3PT%	1-2	50.0%
FT%	0-0	0%
GM FG%	29-61	47.5%
3PT%	7-23	30.4%
FT%	9-16	56.3%

Dead Ball Rebounds: 2, 0

	UTA	GS
Biggest lead	4 (1st OT 1:56)	14 (2nd 9:32)
Best Scoring Run	7(2nd 2:23)	9(1st 14:12)
Lead Changes	4	
Times Tied	4	
Time with Lead	04:39	37:16

Points from	UTA	GS
Turnovers	12	17
Paint	16	30
Second Chance	12	4
Fast Breaks	0	9
Bench	9	25

Period by Period Scoring	1st	2nd	OT1	TOT
UTA	30	35	8	73
GS	33	32	9	74

ALL GAME BOX SCORES AND SUMMARIES

LOUISIANA — W, 83-73

Louisiana - 73 — Record: 8-6 (3-1)

NO.	Name		Min	FG M-A	3P M-A	FT M-A	Rebounds OR	DR	TOT	Fouls PF	FD	TP	AS	TO	ST	Blocks BS	BA	+/-
4	Kobe Julien	F	32:20	8-15	2-5	2-3	3	2	5	1	2	20	1	1	1	0	0	-18
21	Jordan Brown	F	31:05	4-12	0-1	1-3	2	4	6	3	4	9	2	3	1	2	3	-5
23	Dou Gueye	F	28:07	6-7	1-1	0-1	2	3	5	1	2	13	4	4	3	0	0	-9
3	Trajan Wesley	G	25:29	4-6	1-2	4-7	0	0	0	4	5	13	4	2	3	0	0	-3
13	Greg Williams Jr.	G	23:47	2-7	0-4	0-0	1	2	3	3	1	4	2	0	0	0	0	5
1	Joe Charles		15:58	3-5	2-3	3-3	3	1	4	1	2	11	1	0	0	0	0	1
41	Brayan Au		14:31	0-1	0-1	0-0	0	0	0	1	0	0	4	1	0	0	0	-7
22	Kentrell Garnett		13:52	0-2	0-2	0-0	0	1	1	2	0	0	0	1	1	0	0	-4
11	Durey Cadwell		04:42	0-2	0-2	0-0	0	0	0	0	0	0	1	0	1	0	0	3
55	Ty Harper		04:17	0-0	0-0	0-0	0	0	0	0	0	0	0	0	0	1	0	-10
5	Jalen Dalcourt		05:52	1-2	1-1	0-0	0	1	1	0	0	3	0	0	0	1	0	-3
Team							1	2	3			0		0				
Totals				28-59	7-22	10-17	12	16	28	16	16	73	19	12	10	4	3	-10

Technical Fouls: NONE

Shooting By Period		
1st FG%	14-26	53.8%
3PT%	4-9	44.4%
FT%	1-2	50%
2nd FG%	14-33	42.4%
3PT%	3-13	23.1%
FT%	9-15	60%
GM FG%	28-59	47.5%
3PT%	7-22	31.8%
FT%	10-17	58.8%

Dead Ball Rebounds: 2, 0

UT Arlington - 83 — Record: 8-8 (4-1)

NO.	Name		Min	FG M-A	3P M-A	FT M-A	Rebounds OR	DR	TOT	Fouls PF	FD	TP	AS	TO	ST	Blocks BS	BA	+/-
0	Kaodirichi Akobundu-Ehiogu	F	23:07	4-4	0-0	0-0	1	2	3	5	1	8	1	1	0	3	0	15
23	Patrick Mwamba	F	35:55	9-18	2-8	2-4	1	3	4	0	2	22	5	3	1	0	1	15
24	Montez Young Jr.	F	17:31	3-6	0-1	0-0	2	2	4	1	0	6	0	1	1	0	0	-4
1	Javon Levi	G	38:58	6-8	1-1	1-3	6	4	10	2	5	14	10	2	1	0	1	16
5	Brandyn Talbot	G	26:29	1-9	1-8	0-0	0	3	3	2	0	3	2	0	1	0	1	10
10	Jack Holberg		16:23	3-3	1-1	2-2	0	1	1	2	3	9	1	2	0	0	0	3
20	Nicolas Elame		20:06	5-10	0-2	3-4	1	5	6	3	4	13	1	3	4	0	1	0
22	Shemar Wilson		16:13	2-2	0-0	1-2	1	1	2	1	1	5	2	0	0	0	0	-2
3	Carson Bischoff		05:18	1-1	1-1	0-0	0	0	0	0	0	3	0	1	0	0	0	-3
Team							3	3	6			0		0				
Totals				34-61	6-22	9-15	15	24	39	16	16	83	22	13	8	3	4	10

Technical Fouls: NONE

Shooting By Period		
1st FG%	17-32	53.1%
3PT%	2-9	22.2%
FT%	3-6	50%
2nd FG%	17-29	58.6%
3PT%	4-13	30.8%
FT%	6-9	66.7%
GM FG%	34-61	55.7%
3PT%	6-22	27.3%
FT%	9-15	60.0%

Dead Ball Rebounds: 2, 0

	LA	UTA
Biggest lead	10 (1st 9:18)	14 (2nd 0:55)
Best Scoring Run	10 (1st 9:18)	12 (1st 3:36)
Lead Changes	5	
Times Tied	3	
Time with Lead	13:55	24:04

Points from	LA	UTA
Turnovers	20	16
Paint	36	48
Second Chance	9	9
Fast Breaks	10	12
Bench	14	30

Period by Period Scoring	1st	2nd	TOT
LA	33	40	73
UTA	39	44	83

Playing with just nine players in a clash of the top-2 teams in the Sun Belt Conference, UTA – despite missing leading scorer David Azore – posted an impressive 83-73 win over Louisiana behind a triple-double performance from Javon Levi to move into sole possession of 1st place in the league with a 4-1 record.

Levi recorded his 10th assist with only 22 seconds remaining to cap just the third triple-double in program history with a brilliant all-around line of 14 points, 10 rebounds and 10 assists against only two turnovers.

A marquee matchup between two of the best players in the Sun Belt unfortunately didn't transpire as UTA was without the conference's leading scoring in David Azore at an incredible 26 points per game in league play due to COVID protocol. Meanwhile, Louisiana was missing Theo Akwuba – the reigning Sun Belt Defensive Player of the Year – who averages 10.4 points and 8.8 rebounds for the year and was coming off a 16-point, 15-rebound performance last time out versus South Alabama.

ULM — L, 62-55 (OT)

La.-Monroe - 62 — Record: 10-8 (2-4)

NO.	Name		Min	FG M-A	3P M-A	FT M-A	Rebounds OR	DR	TOT	Fouls PF	FD	TP	AS	TO	ST	Blocks BS	BA	+/-
4	Nika Metskhvarishvili	F	40:12	6-15	3-6	8-11	1	3	4	2	6	23	1	1	2	1	0	12
13	Thomas Howell	F	27:30	4-7	0-0	2-2	2	1	3	5	2	10	3	1	1	0	0	16
24	Russell Harrison	F	43:58	5-12	1-4	6-8	1	12	13	4	6	17	0	6	1	1	0	7
3	Elijah Gonzales	G	45:00	2-8	1-4	0-0	1	5	6	4	2	5	9	4	2	0	0	7
23	Johnnie Williams	G	41:14	1-7	0-3	0-0	1	5	6	2	2	2	2	1	0	1	1	9
21	Luke Phillips		16:24	1-3	0-1	0-0	1	0	1	2	2	2	1	1	0	0	0	-9
14	D'Marcus Hall		10:42	1-1	0-0	1-4	1	0	1	2	2	3	0	1	0	0	0	-7
Team							5	6	11			0		0				
Totals				20-53	5-18	17-25	13	32	45	21	22	62	16	15	6	3	1	7

Technical Fouls:: NONE

Shooting By Period		
1st FG%	8-22	36.4%
3PT%	2-9	22.2%
FT%	6-11	54.5%
2nd FG%	9-24	37.5%
3PT%	2-6	33.3%
FT%	2-4	50%
OT FG%	3-7	42.9%
3PT%	1-3	33.3%
FT%	9-10	90%
GM FG%	20-53	37.7%
3PT%	5-18	27.8%
FT%	17-25	68.0%

Dead Ball Rebounds: 2, 0

UT Arlington - 55 — Record: 8-9 (4-2)

NO.	Name		Min	FG M-A	3P M-A	FT M-A	Rebounds OR	DR	TOT	Fouls PF	FD	TP	AS	TO	ST	Blocks BS	BA	+/-
0	Kaodirichi Akobundu-Ehiogu	F	11:53	0-0	0-0	0-0	0	2	2	5	1	0	0	0	0	0	0	4
23	Patrick Mwamba	F	37:56	6-18	3-10	5-9	1	4	5	4	7	20	3	3	1	0	1	-4
1	Javon Levi	G	40:46	1-6	0-3	1-3	2	5	7	2	3	3	3	4	3	0	0	-10
5	Brandyn Talbot	G	18:24	2-6	1-5	0-0	0	0	0	2	0	5	0	0	0	1	0	1
20	Nicolas Elame	G	35:30	2-15	1-6	2-3	3	3	6	3	2	7	5	0	1	0	2	-5
22	Shemar Wilson		22:43	1-1	0-0	5-8	2	4	6	4	6	7	0	2	1	0	0	-9
24	Montez Young Jr.		23:11	1-3	0-0	0-1	5	6	11	1	1	2	2	0	1	0	0	-11
10	Jack Holberg		25:30	1-7	0-5	0-0	2	0	2	0	1	2	0	2	2	0	0	-6
3	Carson Bischoff		09:07	3-4	3-4	0-0	0	0	0	1	0	9	0	0	0	0	0	5
Team							3	2	5			0		0				
Totals				17-60	8-33	13-24	18	26	44	22	21	55	13	11	9	1	3	-7

Technical Fouls:: NONE

Shooting By Period		
1st FG%	9-26	34.6%
3PT%	4-13	30.8%
FT%	3-10	30%
2nd FG%	7-29	24.1%
3PT%	3-16	18.8%
FT%	4-6	66.7%
OT FG%	1-5	20.0%
3PT%	1-4	25.0%
FT%	6-8	75%
GM FG%	17-60	28.3%
3PT%	8-33	24.2%
FT%	13-24	54.2%

Dead Ball Rebounds: 4, 0

	ULM	UTA
Biggest lead	9 (1st OT 0:23)	6 (2nd 19:27)
Best Scoring Run	11 (1st OT 1:31)	8 (1st 1:07)
Lead Changes	10	
Times Tied	4	
Time with Lead	13:32	28:32

Points from	ULM	UTA
Turnovers	13	17
Paint	28	16
Second Chance	8	8
Fast Breaks	12	11
Bench	5	20

Period by Period Scoring	1st	2nd	OT1	TOT
ULM	24	22	16	62
UTA	25	21	9	55

Once again playing without its leading scorer, mired in deep foul trouble and struggling to find any offensive rhythm, UTA let a late lead slip away en route to an overtime setback to ULM. Missing David Azore, the Sun Belt's leading scorer in conference games at a gaudy 26 per game, due to COVID protocols, UTA was just as cold shooting as the temperature outside as the Mavericks connected on just 28 percent (17-60) from the floor – ranking just outside the top-10 lowest field goal percentages in program history. The Mavs also struggled from the free throw line, going only 54 percent (13-24) from the charity stripe.

Additionally, the nation's second-leading active career blocks per game leader Kaodirichi Akobundu-Ehiogu fouled out in only 12 minutes of action. Fellow big in 6-11 Lazaro Rojas (3.3 ppg, 2.3 rpg) was already at home due to COVID protocols as well, and 6-9 Shemar Wilson (6.9 ppg, 4.3 rpg) played the majority of the game with four fouls. Despite all of that, UTA still had a chance to win the game in regulation. The Mavs had a 46-44 lead with under 25 seconds to play when Javon Levi – who recorded the program's third-ever triple-double on Thursday – was fouled, but missed the front end of a 1-and-1. On the ensuing ULM possession, Thomas Howell was left all alone underneath and converted a game-tying layup with 12 seconds left.

@ ARKANSAS STATE — L, 75-70

UT Arlington - 70 — Record: 8-10 (4-3)

NO.	Name		Min	FG M-A	3P M-A	FT M-A	Rebounds OR	DR	TOT	Fouls PF	FD	TP	AS	TO	ST	Blocks BS	BA	+/-
0	Kaodirichi Akobundu-Ehiogu	F	31:09	4-4	0-0	0-0	3	6	9	4	0	8	0	2	2	4	0	-9
23	Patrick Mwamba	F	24:55	6-12	3-5	0-0	2	2	4	3	0	15	3	1	2	0	1	-4
1	Javon Levi	G	26:17	3-8	0-1	2-2	0	4	4	3	4	8	3	1	1	0	0	0
4	David Azore	G	27:35	4-12	1-3	9-10	0	2	2	3	7	18	1	6	0	0	0	0
20	Nicolas Elame	G	28:49	5-9	0-3	1-1	2	3	5	4	1	11	2	1	2	0	0	-9
3	Carson Bischoff		16:53	1-2	1-2	0-0	0	0	0	0	0	3	0	0	0	0	0	-5
22	Shemar Wilson		08:28	0-0	0-0	0-0	0	1	1	0	0	0	0	0	0	0	0	7
24	Montez Young Jr.		15:08	2-3	0-0	0-0	0	1	1	2	0	4	2	0	1	0	0	-3
10	Jack Holberg		13:43	0-3	0-1	0-0	0	0	0	0	0	0	2	1	0	0	0	-5
5	Brandyn Talbot		07:03	1-3	1-3	0-0	0	1	1	0	0	3	0	0	0	0	0	3
Team							0	0	0			0		2				
Totals				26-56	6-18	12-13	7	20	27	19	12	70	13	14	8	4	1	-5

Technical Fouls:: NONE

Shooting By Period		
1st FG%	14-27	51.9%
3PT%	3-8	37.5%
FT%	4-5	80%
2nd FG%	12-29	41.4%
3PT%	3-10	30.0%
FT%	8-8	100%
GM FG%	26-56	46.4%
3PT%	6-18	33.3%
FT%	12-13	92.3%

Dead Ball Rebounds: 1, 0

Arkansas State - 75 — Record: 12-4 (3-1)

NO.	Name		Min	FG M-A	3P M-A	FT M-A	Rebounds OR	DR	TOT	Fouls PF	FD	TP	AS	TO	ST	Blocks BS	BA	+/-
15	Norchad Omier	F	36:08	6-13	0-0	6-10	9	7	16	3	7	18	2	1	2	0	3	11
22	Keyon Wesley	F	17:48	2-3	0-0	0-0	0	1	1	0	1	4	2	1	0	0	0	4
0	Caleb Fields	G	32:22	4-6	2-3	2-2	0	4	4	1	1	12	6	3	0	0	0	8
3	Desi Sills	G	27:34	6-11	2-5	2-2	0	4	4	4	1	16	1	5	2	0	1	8
23	Marquis Eaton	G	32:30	4-11	1-3	7-8	0	4	4	4	5	16	8	3	2	0	0	-1
2	Avery Felts		12:50	1-3	1-3	0-0	0	1	1	0	2	3	0	0	1	0	0	1
1	Markise Davis		19:14	3-4	0-1	0-0	0	1	1	0	1	6	1	0	0	1	0	0
10	Malcolm Farrington		04:00	0-1	0-1	0-0	0	0	0	0	0	0	0	0	0	0	0	-4
5	Christian Willis		13:47	0-1	0-1	0-0	0	1	1	0	1	0	0	1	0	0	0	4
50	Antwon Jackson		03:47	0-0	0-0	0-0	1	0	1	0	0	0	1	0	0	0	0	-6
Team							0	0	0			0		0				
Totals				26-53	6-17	17-22	10	23	33	12	19	75	21	14	7	1	4	5

Technical Fouls:: NONE

Shooting By Period		
1st FG%	11-28	39.3%
3PT%	2-9	22.2%
FT%	2-2	100%
2nd FG%	15-25	60.0%
3PT%	4-8	50.0%
FT%	15-20	75%
GM FG%	26-53	49.1%
3PT%	6-17	35.3%
FT%	17-22	77.3%

Dead Ball Rebounds: 2, 0

	UTA	ASU
Biggest lead	14 (1st 5:07)	9 (2nd 1:46)
Best Scoring Run	8 (1st 9:52)	9 (2nd 17:39)
Lead Changes	5	
Times Tied	8	
Time with Lead	24:30	12:46

Points from	UTA	ASU
Turnovers	12	19
Paint	26	32
Second Chance	10	10
Fast Breaks	6	13
Bench	10	9

Period by Period Scoring	1st	2nd	TOT
UTA	35	35	70
ASU	26	49	75

In a matchup of two teams tied for 2nd place in the Sun Belt Conference despite one team playing three more games, UTA let a double-figure lead slip away in a tightly-contested battle with Arkansas State.

In a tale of two halves, UTA opened up a 14-point lead late in the 1st half, 33-19, and shot 52 percent from the floor (14-27) while limiting A-State to just 39 percent (11-28) in the game's opening 20 minutes.

However, a 16-2 run by the Red Wolves bridging the halftime break completely erased that UTA advantage as the hosts connected at a 60-percent clip (15-25) in the 2nd half and staved off a late Maverick push by holding the visitors to 41 percent (12-29) from the floor.

After missing the previous two games due to COVID protocols, David Azore – the Sun Belt's leading scorer in conference games at 26 per contest entering the day – led UTA in scoring for the eighth-straight game in which he played with 18 on 9-10 shooting from the free throw line.

Coming off a pair of career scoring outings the previous weekend, Patrick Mwamba continued his hot play with 15 points, four rebounds and three assists. Nicolas Elame rounded out the trio of UTA double-figure scorers with 11 – his third time in the last four games scoring at least 10.

2021-22 UTA OVERALL SEASON STATS

Game Records

Record	Overall	Home	Away	Neutral
ALL GAMES	8-10	6-2	2-8	0-0
CONFERENCE	4-3	3-1	1-2	0-0
NON-CONFERENCE	4-7	3-1	1-6	0-0

Score by Periods

Team	1st	2nd	OT	TOT
UT Arlington	560	615	39	1214
Opponents	572	616	54	1242

Team Box Score

No.	Player				Total		3-Point		F-Throw		Rebounds											
		GP-GS	MIN	AVG	FG-FGA	FG%	3FG-3FGA	3FG%	FT-FTA	FT%	OFF	DEF	TOT	AVG	PF	DQ	A	TO	BLK	STL	PTS	AVG
4	AZORE, David	15-15	489:14	32.6	83-207	.401	13-47	.277	80-96	.833	4	60	64	4.3	28	1	23	51	0	10	259	17.3
23	MWAMBA, Patrick	15-12	389:03	25.9	53-143	.371	22-76	.289	30-45	.667	18	52	70	4.7	34	0	32	26	10	21	158	10.5
20	ELAME, Nicolas	14-6	301:38	21.5	46-108	.426	8-31	.258	13-23	.565	17	28	45	3.2	35	0	23	18	0	19	113	8.1
21	CASTRO, Pedro	9-9	231:27	25.7	25-71	.352	9-32	.281	5-8	.625	4	30	34	3.8	10	0	13	17	8	9	64	7.1
22	WILSON, Shemar	17-2	248:39	14.6	43-65	.662	0-1	.000	24-39	.615	35	37	72	4.2	43	1	10	15	6	6	110	6.5
1	LEVI, Javon	18-18	525:50	29.2	45-115	.391	6-21	.286	14-32	.438	23	64	87	4.8	38	0	86	46	0	27	110	6.1
0	AKOBUNDU-EHIOGU, Kaodirichi	18-16	383:05	21.3	46-65	.708	0-0	.000	9-11	.818	28	67	95	5.3	47	2	6	15	49	4	101	5.6
5	TALBOT, Brandyn	15-2	224:23	15.0	24-70	.343	18-60	.300	2-2	1.000	2	15	17	1.1	13	0	14	14	1	5	68	4.5
10	HOIBERG, Jack	16-0	296:48	18.5	22-67	.328	9-32	.281	17-21	.810	9	14	23	1.4	23	0	25	18	0	6	70	4.4
3	BISCHOFF, Carson	11-4	176:08	16.0	15-35	.429	15-33	.455	1-3	.333	0	11	11	1.0	9	0	6	2	0	5	46	4.2
24	YOUNG JR., Montez	18-4	289:54	16.1	31-67	.463	1-9	.111	2-9	.222	36	52	88	4.9	25	0	18	14	4	16	65	3.6
12	ROJAS, Lazaro	14-2	136:30	9.7	19-41	.463	2-6	.333	6-10	.600	5	27	32	2.3	26	0	5	20	5	4	46	3.3
15	ROMANELLI, Antonio	3-0	07:21	2.5	1-3	.333	1-2	.500	1-2	.500	0	1	1	0.3	0	0	1	0	0	0	4	1.3
Team											31	24	55					9				
Total		**18**	**3700**		**453-1057**	**.429**	**104-350**	**.297**	**204-301**	**.678**	**212**	**482**	**694**	**38.6**	**331**	**4**	**262**	**265**	**83**	**132**	**1214**	**67.4**
Opponents		**18**	**3700**		**434-1084**	**.400**	**139-417**	**.333**	**235-329**	**.714**	**221**	**444**	**665**	**36.9**	**309**	**4**	**279**	**236**	**55**	**142**	**1242**	**69.0**

Team Statistics

	UTA	OPP
Scoring	**1214**	**1242**
Points per game	67.4	69.0
Scoring margin	-1.6	-
Field goals-att	**453-1057**	**434-1084**
Field goal pct	.429	.400
3 point fg-att	**104-350**	**139-417**
3-point FG pct	.297	.333
3-pt FG made per game	5.8	7.7
Free throws-att	**204-301**	**235-329**
Free throw pct	.678	.714
F-Throws made per game	11.3	13.1
Rebounds	**694**	**665**
Rebounds per game	38.6	36.9
Rebounding margin	+1.6	-
Assists	**262**	**279**
Assists per game	14.6	15.5
Turnovers	**265**	**236**
Turnovers per game	14.7	13.1
Turnover margin	-1.6	-
Assist/turnover ratio	1.0	1.2
Steals	**132**	**142**
Steals per game	7.3	7.9
Blocks	**83**	**55**
Blocks per game	4.6	3.1
Winning streak	**0**	**-**
Home win streak	0	-
Attendance	**12162**	**45198**
Home games-Avg/Game	8-1520	10-4520
Neutral site-Avg/Game	-	0-0

Team Results

Date	Opponent		Score	Att.
11/09/2021	at Oklahoma St.	L	45-88	7981
11/13/2021	Mary Hardin-Baylor	W	104-75	3288
11/16/2021	Abilene Christian	Lot	71-80	1480
11/18/2021	at North Texas	L	36-64	3211
11/20/2021	at San Diego St.	L	62-68	11903
11/27/2021	at Utah St.	L	61-80	8088
11/29/2021	at UC Santa Barbara	W	70-62	483
12/11/2021	Lamar University	W	56-47	1306
12/16/2021	at Oral Roberts	L	62-71	3238
12/19/2021	at Oklahoma	L	50-70	6579
12/22/2021	Howard Payne	W	95-46	1150
12/30/2021	South Alabama	Wot	89-87	1200
01/01/2022	Troy	W	62-57	1574
01/06/2022	at Georgia St.	W	70-63	732
01/08/2022	at Ga. Southern	Lot	73-74	1822
01/13/2022	Louisiana	W	83-73	1057
01/15/2022	La.-Monroe	Lot	55-62	1107
01/20/2022	at Arkansas St.	L	70-75	1161

2021-22 UTA SUN BELT ONLY STATS

Game Records

Record	Overall	Home	Away	Neutral
ALL GAMES	4-3	3-1	1-2	0-0
CONFERENCE	4-3	3-1	1-2	0-0
NON-CONFERENCE	0-0	0-0	0-0	0-0

Score by Periods

Team	1st	2nd	OT	TOT
UT Arlington	235	236	31	502
Opponents	217	237	37	491

Team Box Score

No.	Player				Total		3-Point		F-Throw		Rebounds											
		GP-GS	MIN	AVG	FG-FGA	FG%	3FG-3FGA	3FG%	FT-FTA	FT%	OFF	DEF	TOT	AVG	PF	DQ	A	TO	BLK	STL	PTS	AVG
4	AZORE, David	5-5	177:51	35.6	41-86	.477	8-16	.500	32-37	.865	2	28	30	6.0	10	0	9	17	0	2	122	24.4
23	MWAMBA, Patrick	7-7	215:46	30.8	35-85	.412	13-40	.325	20-32	.625	8	30	38	5.4	18	0	22	14	3	11	103	14.7
20	ELAME, Nicolas	7-4	183:34	26.2	24-65	.369	6-20	.300	9-13	.692	11	21	32	4.6	17	0	15	7	0	11	63	9.0
1	LEVI, Javon	7-7	239:42	34.2	21-48	.438	3-11	.273	5-17	.294	14	35	49	7.0	18	0	35	16	0	10	50	7.1
22	WILSON, Shemar	7-0	108:44	15.5	14-22	.636	0-0	.000	14-18	.778	13	16	29	4.1	13	0	4	3	1	3	42	6.0
0	AKOBUNDU-EHIOGU, Kaodirichi	7-7	157:51	22.6	15-23	.652	0-0	.000	3-4	.750	14	24	38	5.4	22	2	2	5	17	3	33	4.7
5	TALBOT, Brandyn	7-2	111:55	16.0	11-43	.256	8-36	.222	2-2	1.000	0	6	6	0.9	7	0	6	2	1	2	32	4.6
10	HOIBERG, Jack	5-0	94:29	18.9	7-22	.318	3-13	.231	3-4	.750	2	1	3	0.6	6	0	5	6	0	2	20	4.0
3	BISCHOFF, Carson	5-2	58:53	11.8	5-11	.455	5-10	.500	0-0	.000	0	0	0	0.0	2	0	2	1	0	0	15	3.0
24	YOUNG JR., Montez	7-1	106:02	15.1	10-21	.476	0-1	.000	0-1	.000	16	16	32	4.6	9	0	8	3	2	4	20	2.9
12	ROJAS, Lazaro	4-0	20:13	5.1	1-6	.167	0-1	.000	0-2	.000	0	2	2	0.5	4	0	0	2	0	0	2	0.5
Team											14	6	20					6				
Total		**7**	**1475**		**184-432**	**.426**	**46-148**	**.311**	**88-130**	**.677**	**94**	**185**	**279**	**39.9**	**126**	**2**	**108**	**82**	**24**	**48**	**502**	**71.7**
Opponents		**7**	**1475**		**179-421**	**.425**	**45-146**	**.308**	**88-128**	**.688**	**82**	**174**	**256**	**36.6**	**128**	**3**	**112**	**83**	**29**	**46**	**491**	**70.1**

Team Statistics

	UTA	OPP
Scoring	**502**	**491**
Points per game	71.7	70.1
Scoring margin	+1.6	-
Field goals-att	**184-432**	**179-421**
Field goal pct	.426	.425
3 point fg-att	**46-148**	**45-146**
3-point FG pct	.311	.308
3-pt FG made per game	6.6	6.4
Free throws-att	**88-130**	**88-128**
Free throw pct	.677	.688
F-Throws made per game	12.6	12.6
Rebounds	**279**	**256**
Rebounds per game	39.9	36.6
Rebounding margin	+3.3	-
Assists	**108**	**112**
Assists per game	15.4	16.0
Turnovers	**82**	**83**
Turnovers per game	11.7	11.9
Turnover margin	+0.1	-
Assist/turnover ratio	1.3	1.3
Steals	**48**	**46**
Steals per game	6.9	6.6
Blocks	**24**	**29**
Blocks per game	3.4	4.1
Winning streak	**0**	**-**
Home win streak	0	-
Attendance	**4938**	**3715**
Home games-Avg/Game	4-1235	3-1238
Neutral site-Avg/Game	-	0-0

Team Results

Date	Opponent		Score	Att.
12/30/2021	South Alabama	Wot	89-87	1200
01/01/2022	Troy	W	62-57	1574
01/06/2022	at Georgia St.	W	70-63	732
01/08/2022	at Ga. Southern	Lot	73-74	1822
01/13/2022	Louisiana	W	83-73	1057
01/15/2022	La.-Monroe	Lot	55-62	1107
01/20/2022	at Arkansas St.	L	70-75	1161

UTA-OPPONENT GAME-BY-GAME COMPARISON

Opponent	1st	2nd	Score	Mar	Total FG	FG Pct	3-Pointers	3FG Pct	Free Throws	FT Pct	Rebounds		Assist	T/Over	Block	Steal	Fouls
Oklahoma State	14/43	31/45	45-88	(-43)	20-53/33-71	.377/.465	2-20/9-25	.100/.360	3-10/13-17	.300/.765	28/50	(-22)	6/20	22/12	7/3	8/15	17/14
MARY HARDIN-BAYL	43/38	61/37	104-75	+29	43-67/25-72	.642/.347	7-21/15-39	.333/.385	11-12/10-15	.917/.667	47/27	+20	28/18	16/13	4/2	10/11	16/12
ABILENE CHRISTIAN	32/34	31/29	71-80	(-9)	24-51/22-67	.471/.328	6-14/7-20	.429/.350	17-24/29-38	.708/.763	41/43	(-2)	16/13	28/15	7/0	8/15	30/25
North Texas	12/43	24/21	36-64	(-28)	12-42/19-54	.286/.352	1-10/9-29	.100/.310	11-21/17-23	.524/.739	35/41	(-6)	3/11	21/11	7/2	2/8	22/21
San Diego State	28/31	34/37	62-68	(-6)	25-65/16-46	.385/.348	5-14/6-15	.357/.400	7-13/30-34	.538/.882	34/34	-	10/13	13/17	5/5	6/4	27/20
Utah State	32/40	29/40	61-80	(-19)	22-56/30-58	.393/.517	5-18/12-29	.278/.414	12-13/8-10	.923/.800	30/33	(-3)	11/26	15/12	4/0	8/7	17/15
UC Santa Barbara	33/31	37/31	70-62	+8	23-57/24-55	.404/.436	5-16/3-14	.313/.214	19-25/11-22	.760/.500	37/36	+1	17/16	11/18	3/4	8/4	25/20
LAMAR UNIVERSITY	31/12	25/35	56-47	+9	20-54/16-62	.370/.258	6-24/4-20	.250/.200	10-14/11-13	.714/.846	40/45	(-5)	18/5	13/14	7/2	8/9	12/16
Oral Roberts	23/34	39/37	62-71	(-9)	25-63/26-59	.397/.441	5-17/14-32	.294/.438	7-12/5-10	.583/.500	44/35	+9	10/17	13/9	6/6	6/6	16/13
Oklahoma	18/35	32/35	50-70	(-20)	17-50/28-51	.340/.549	6-21/8-21	.286/.381	10-15/6-8	.667/.750	26/35	(-9)	9/19	15/17	3/1	11/6	13/16
HOWARD PAYNE UN	59/14	36/32	95-46	+49	38-67/16-68	.567/.235	10-27/7-27	.370/.259	9-12/7-11	.750/.636	53/30	+23	26/9	16/15	6/1	9/11	14/12
SOUTH ALABAMA	41/40	34/35	89-87	+2	33-61/31-67	.541/.463	5-15/7-21	.333/.333	18-24/18-23	.750/.783	40/28	+12	15/16	17/11	5/5	5/8	24/20
TROY	34/29	28/28	62-57	+5	22-59/18-60	.373/.300	4-17/7-21	.235/.333	14-20/14-17	.700/.824	32/53	(-21)	17/11	4/16	7/4	9/3	17/22
Georgia State	31/32	39/31	70-63	+7	26-67/27-68	.388/.397	7-18/6-24	.389/.250	11-15/3-8	.733/.375	51/32	+19	16/14	12/5	2/7	4/6	13/17
Georgia Southern	30/33	35/32	73-74	(-1)	26-68/29-61	.382/.475	10-25/7-23	.400/.304	11-19/9-16	.579/.563	46/37	+9	12/15	11/10	2/5	5/6	15/20
LOUISIANA	39/33	44/40	83-73	+10	34-61/28-59	.557/.475	6-22/7-22	.273/.318	9-15/10-17	.600/.588	39/28	+11	22/19	13/12	3/4	8/10	16/16
LOUISIANA MONRO	25/24	21/22	55-62	(-7)	17-60/20-53	.283/.377	8-33/5-18	.242/.278	13-24/17-25	.542/.680	44/45	(-1)	13/16	11/15	1/3	9/6	22/21
Arkansas State	35/26	35/49	70-75	(-5)	26-56/26-53	.464/.491	6-18/6-17	.333/.353	12-13/17-22	.923/.773	27/33	(-6)	13/21	14/14	4/1	8/7	19/12

Note: Game totals are displayed in the format TEAM/OPPONENT for each category

UTA TEAM GAME HIGHS

POINTS	104		Mary Hardin-Baylor (11/13/2021)
	95		Howard Payne (12/22/2021)
	89		South Alabama (12/30/2021)
	83		Louisiana (01/13/2022)
	73		at Ga. Southern (01/08/2022)
FIELD GOALS MADE	43		Mary Hardin-Baylor (11/13/2021)
	38		Howard Payne (12/22/2021)
FIELD GOAL ATTEMPTS	68		at Ga. Southern (01/08/2022)
	67		at Georgia St. (01/06/2022)
	67		Howard Payne (12/22/2021)
	67		Mary Hardin-Baylor (11/13/2021)
FIELD GOAL PERCENTAGE	.642	(43-67)	Mary Hardin-Baylor (11/13/2021)
	.567	(38-67)	Howard Payne (12/22/2021)
3 PT FG MADE	10		at Ga. Southern (01/08/2022)
	10		Howard Payne (12/22/2021)
3 PT FG ATTEMPTS	33		La.-Monroe (01/15/2022)
	27		Howard Payne (12/22/2021)
3 PT FG PERCENTAGE	.429	(6-14)	Abilene Christian (11/16/2021)
	.400	(10-25)	at Ga. Southern (01/08/2022)
FREE THROWS MADE	19		at UC Santa Barbara (11/29/2021)
	18		South Alabama (12/30/2021)
FREE THROW ATTEMPTS	25		at UC Santa Barbara (11/29/2021)
	24		La.-Monroe (01/15/2022)
	24		South Alabama (12/30/2021)
	24		Abilene Christian (11/16/2021)
FREE THROW PERCENTAGE	.923	(12-13)	at Arkansas St. (01/20/2022)
	.923	(12-13)	at Utah St. (11/27/2021)
REBOUNDS	53		Howard Payne (12/22/2021)
	51		at Georgia St. (01/06/2022)
ASSISTS	28		Mary Hardin-Baylor (11/13/2021)
	26		Howard Payne (12/22/2021)
STEALS	11		at Oklahoma (12/19/2021)
	10		Mary Hardin-Baylor (11/13/2021)
BLOCKED SHOTS	7		Troy (01/01/2022)
	7		Lamar University (12/11/2021)
	7		at North Texas (11/18/2021)
	7		Abilene Christian (11/16/2021)
	7		at Oklahoma St. (11/09/2021)
TURNOVERS	28		Abilene Christian (11/16/2021)
	22		at Oklahoma St. (11/09/2021)
FOULS	30		Abilene Christian (11/16/2021)
	26		at San Diego St. (11/20/2021)

UTA TEAM GAME LOWS

POINTS	36		at North Texas (11/18/2021)
	45		at Oklahoma St. (11/09/2021)
	50		at Oklahoma (12/19/2021)
	55		La.-Monroe (01/15/2022)
	56		Lamar University (12/11/2021)
FIELD GOALS MADE	12		at North Texas (11/18/2021)
	17		La.-Monroe (01/15/2022)
	17		at Oklahoma (12/19/2021)
FIELD GOAL ATTEMPTS	42		at North Texas (11/18/2021)
	50		at Oklahoma (12/19/2021)
FIELD GOAL PERCENTAGE	.283	(17-60)	La.-Monroe (01/15/2022)
	.286	(12-42)	at North Texas (11/18/2021)
3 PT FG MADE	1		at North Texas (11/18/2021)
	2		at Oklahoma St. (11/09/2021)
3 PT FG ATTEMPTS	10		at North Texas (11/18/2021)
	14		at San Diego St. (11/20/2021)
	14		Abilene Christian (11/16/2021)
3 PT FG PERCENTAGE	.100	(2-20)	at Oklahoma St. (11/09/2021)
	.100	(1-10)	at North Texas (11/18/2021)
FREE THROWS MADE	3		at Oklahoma St. (11/09/2021)
	7		at Oral Roberts (12/16/2021)
	7		at San Diego St. (11/20/2021)
FREE THROW ATTEMPTS	10		at Oklahoma St. (11/09/2021)
	12		Howard Payne (12/22/2021)
	12		at Oral Roberts (12/16/2021)
	12		Mary Hardin-Baylor (11/13/2021)
FREE THROW PERCENTAGE	.300	(3-10)	at Oklahoma St. (11/09/2021)
	.524	(11-21)	at North Texas (11/18/2021)
REBOUNDS	26		at Oklahoma (12/19/2021)
	27		at Arkansas St. (01/20/2022)
ASSISTS	3		at North Texas (11/18/2021)
	6		at Oklahoma St. (11/09/2021)
STEALS	2		at North Texas (11/18/2021)
	4		at Georgia St. (01/06/2022)
BLOCKED SHOTS	1		La.-Monroe (01/15/2022)
	2		at Ga. Southern (01/08/2022)
	2		at Georgia St. (01/06/2022)
TURNOVERS	4		Troy (01/01/2022)
	11		La.-Monroe (01/15/2022)
	11		at Ga. Southern (01/08/2022)
	11		at UC Santa Barbara (11/29/2021)
FOULS	11		Lamar University (12/11/2021)
	13		at Georgia St. (01/06/2022)
	13		at Oklahoma (12/19/2021)

OPPONENT TEAM GAME HIGHS

POINTS	88		at Oklahoma St. (11/09/2021)
	87		South Alabama (12/30/2021)
	80		at Utah St. (11/27/2021)
	80		Abilene Christian (11/16/2021)
	75		at Arkansas St. (01/20/2022)
	75		Mary Hardin-Baylor (11/13/2021)
FIELD GOALS MADE	33		at Oklahoma St. (11/09/2021)
	31		South Alabama (12/30/2021)
FIELD GOAL ATTEMPTS	72		Mary Hardin-Baylor (11/13/2021)
	71		at Oklahoma St. (11/09/2021)
FIELD GOAL PERCENTAGE	.549	(28-51)	at Oklahoma (12/19/2021)
	.517	(30-58)	at Utah St. (11/27/2021)
3 PT FG MADE	15		Mary Hardin-Baylor (11/13/2021)
	14		at Oral Roberts (12/16/2021)
3 PT FG ATTEMPTS	39		Mary Hardin-Baylor (11/13/2021)
	32		at Oral Roberts (12/16/2021)
3 PT FG PERCENTAGE	.438	(14-32)	at Oral Roberts (12/16/2021)
	.414	(12-29)	at Utah St. (11/27/2021)
FREE THROWS MADE	30		at San Diego St. (11/20/2021)
	29		Abilene Christian (11/16/2021)
FREE THROW ATTEMPTS	38		Abilene Christian (11/16/2021)
	34		at San Diego St. (11/20/2021)
FREE THROW PERCENTAGE	.882	(30-34)	at San Diego St. (11/20/2021)
	.846	(11-13)	Lamar University (12/11/2021)
REBOUNDS	53		Troy (01/01/2022)
	50		at Oklahoma St. (11/09/2021)
ASSISTS	26		at Utah St. (11/27/2021)
	21		at Arkansas St. (01/20/2022)
STEALS	15		Abilene Christian (11/16/2021)
	15		at Oklahoma St. (11/09/2021)
BLOCKED SHOTS	7		at Georgia St. (01/06/2022)
	6		at Oral Roberts (12/16/2021)
TURNOVERS	18		at UC Santa Barbara (11/29/2021)
	17		at Oklahoma (12/19/2021)
	17		at San Diego St. (11/20/2021)
FOULS	25		Abilene Christian (11/16/2021)
	22		Troy (01/01/2022)

OPPONENT TEAM GAME LOWS

POINTS	46		Howard Payne (12/22/2021)
	47		Lamar University (12/11/2021)
	57		Troy (01/01/2022)
	62		La.-Monroe (01/15/2022)
	62		at UC Santa Barbara (11/29/2021)
FIELD GOALS MADE	16		Howard Payne (12/22/2021)
	16		Lamar University (12/11/2021)
	16		at San Diego St. (11/20/2021)
FIELD GOAL ATTEMPTS	46		at San Diego St. (11/20/2021)
	51		at Oklahoma (12/19/2021)
FIELD GOAL PERCENTAGE	.235	(16-68)	Howard Payne (12/22/2021)
	.258	(16-62)	Lamar University (12/11/2021)
3 PT FG MADE	3		at UC Santa Barbara (11/29/2021)
	4		Lamar University (12/11/2021)
3 PT FG ATTEMPTS	14		at UC Santa Barbara (11/29/2021)
	15		at San Diego St. (11/20/2021)
3 PT FG PERCENTAGE	.200	(4-20)	Lamar University (12/11/2021)
	.214	(3-14)	at UC Santa Barbara (11/29/2021)
FREE THROWS MADE	3		at Georgia St. (01/06/2022)
	5		at Oral Roberts (12/16/2021)
FREE THROW ATTEMPTS	8		at Georgia St. (01/06/2022)
	8		at Oklahoma (12/19/2021)
FREE THROW PERCENTAGE	.375	(3-8)	at Georgia St. (01/06/2022)
	.500	(11-22)	at UC Santa Barbara (11/29/2021)
	.500	(5-10)	at Oral Roberts (12/16/2021)
REBOUNDS	27		Mary Hardin-Baylor (11/13/2021)
	28		Louisiana (01/13/2022)
	28		South Alabama (12/30/2021)
ASSISTS	5		Lamar University (12/11/2021)
	9		Howard Payne (12/22/2021)
STEALS	3		Troy (01/01/2022)
	4		at UC Santa Barbara (11/29/2021)
	4		at San Diego St. (11/20/2021)
BLOCKED SHOTS	0		at Utah St. (11/27/2021)
	0		Abilene Christian (11/16/2021)
TURNOVERS	5		at Georgia St. (01/06/2022)
	9		at Oral Roberts (12/16/2021)
FOULS	12		at Arkansas St. (01/20/2022)
	12		Howard Payne (12/22/2021)
	12		Mary Hardin-Baylor (11/13/2021)

UTA PLAYER GAME HIGHS

POINTS	33		David Azore at Ga. Southern (01/08/2022)
	30		David Azore vs South Alabama (12/30/2021)
	24		David Azore vs Troy (01/01/2022)
	22		Patrick Mwamba vs Louisiana (01/13/2022)
	21		David Azore vs Abilene Christian (11/16/2021)
FIELD GOALS MADE	12		David Azore at Ga. Southern (01/08/2022)
	11		David Azore vs South Alabama (12/30/2021)
FIELD GOAL ATTEMPTS	21		David Azore at Ga. Southern (01/08/2022)
	20		David Azore vs South Alabama (12/30/2021)
FIELD GOAL PERCENTAGE (min 5 made)	1.000	(7-7)	Kaodirichi Akobundu-Ehiogu vs Lamar University (12/11/2021)
	1.000	(6-6)	Shemar Wilson vs Mary Hardin-Baylor (11/13/2021)
	1.000	(5-5)	Kaodirichi Akobundu-Ehiogu vs Mary Hardin-Baylor (11/13/2021)
3 PT FG MADE	5		David Azore at Ga. Southern (01/08/2022)
	3		Patrick Mwamba at Arkansas St. (01/20/2022)
	3		Carson Bischoff vs La.-Monroe (01/15/2022)
	3		Patrick Mwamba vs La.-Monroe (01/15/2022)
	3		Nicolas Elame at Ga. Southern (01/08/2022)
	3		Patrick Mwamba at Georgia St. (01/06/2022)
	3		Brandyn Talbot vs Howard Payne (12/22/2021)
	3		Carson Bischoff at Utah St. (11/27/2021)
	3		Pedro Castro at San Diego St. (11/20/2021)
3 PT FG ATTEMPTS	10		Patrick Mwamba vs La.-Monroe (01/15/2022)
	8		Brandyn Talbot vs Louisiana (01/13/2022)
	8		Patrick Mwamba vs Louisiana (01/13/2022)
	8		Brandyn Talbot at Ga. Southern (01/08/2022)
	8		Brandyn Talbot at Georgia St. (01/06/2022)
3 PT FG PERCENTAGE (min 2 made)	1.000	(5-5)	David Azore at Ga. Southern (01/08/2022)
	1.000	(2-2)	Lazaro Rojas vs Howard Payne (12/22/2021)
	1.000	(2-2)	Javon Levi vs Mary Hardin-Baylor (11/13/2021)
	1.000	(2-2)	Nicolas Elame vs Mary Hardin-Baylor (11/13/2021)
FREE THROWS MADE	9		David Azore at Arkansas St. (01/20/2022)
	9		David Azore vs Lamar University (12/11/2021)
	9		Jack Hoiberg at UC Santa Barbara (11/29/2021)
FREE THROW ATTEMPTS	10		David Azore at Arkansas St. (01/20/2022)
	10		David Azore vs Lamar University (12/11/2021)
FREE THROW PERCENTAGE (min 3 made)	1.000	(9-9)	Jack Hoiberg at UC Santa Barbara (11/29/2021)
	1.000	(6-6)	David Azore at Georgia St. (01/06/2022)
	1.000	(6-6)	Javon Levi at Utah St. (11/27/2021)
	1.000	(5-5)	David Azore vs Troy (01/01/2022)
	1.000	(5-5)	David Azore at North Texas (11/18/2021)
	1.000	(5-5)	David Azore vs Mary Hardin-Baylor (11/13/2021)
	1.000	(4-4)	Shemar Wilson vs Troy (01/01/2022)
	1.000	(4-4)	Shemar Wilson vs South Alabama (12/30/2021)
REBOUNDS	12		Javon Levi at Ga. Southern (01/08/2022)
	11		Montez Young Jr. vs La.-Monroe (01/15/2022)
ASSISTS	10		Javon Levi vs Louisiana (01/13/2022)
	10		Javon Levi vs Mary Hardin-Baylor (11/13/2021)
STEALS	4		Nicolas Elame vs Louisiana (01/13/2022)
	4		Patrick Mwamba vs South Alabama (12/30/2021)
BLOCKED SHOTS	6		Kaodirichi Akobundu-Ehiogu vs Lamar University (12/11/2021)
	5		Kaodirichi Akobundu-Ehiogu vs South Alabama (12/30/2021)

OPPONENT PLAYER GAME HIGHS

POINTS	26		Charles Manning, Jr. vs South Alabama (12/30/2021)
	24		Justin Bean at Utah St. (11/27/2021)
	23		Nika Metskhvarishvili vs La.-Monroe (01/15/2022)
	23		Amadou Sow at UC Santa Barbara (11/29/2021)
	21		Javon Franklin vs South Alabama (12/30/2021)
	21		Francis Lācis at Oral Roberts (12/16/2021)
	21		Davion Buster vs Lamar University (12/11/2021)
	21		Coryon Mason vs Abilene Christian (11/16/2021)
FIELD GOALS MADE	10		Amadou Sow at UC Santa Barbara (11/29/2021)
	9		Justin Bean at Utah St. (11/27/2021)
FIELD GOAL ATTEMPTS	22		Davion Buster vs Lamar University (12/11/2021)
	20		Corey Allen at Georgia St. (01/06/2022)
FIELD GOAL PERCENTAGE (min 5 made)	1.000	(5-5)	Jalen Hill at Oklahoma (12/19/2021)
	.857	(6-7)	Dou Gueye vs Louisiana (01/13/2022)
3 PT FG MADE	6		DeShang Weaver at Oral Roberts (12/16/2021)
	5		Francis Lācis at Oral Roberts (12/16/2021)
	5		Steven Ashworth at Utah St. (11/27/2021)
3 PT FG ATTEMPTS	10		Corey Allen at Georgia St. (01/06/2022)
	10		Davion Buster vs Lamar University (12/11/2021)
3 PT FG PERCENTAGE (min 2 made)	1.000	(2-2)	CJ Noland at Oklahoma (12/19/2021)
	1.000	(2-2)	Trey Pulliam at San Diego St. (11/20/2021)
	1.000	(2-2)	Immanuel Allen vs Abilene Christian (11/16/2021)
FREE THROWS MADE	10		Charles Manning, Jr. vs South Alabama (12/30/2021)
	9		Coryon Mason vs Abilene Christian (11/16/2021)
FREE THROW ATTEMPTS	11		Nika Metskhvarishvili vs La.-Monroe (01/15/2022)
	11		Charles Manning, Jr. vs South Alabama (12/30/2021)
FREE THROW PERCENTAGE (min 3 made)	1.000	(9-9)	Coryon Mason vs Abilene Christian (11/16/2021)
	1.000	(7-7)	Matt Bradley at San Diego St. (11/20/2021)
	1.000	(6-6)	Justin Bean at Utah St. (11/27/2021)
	1.000	(6-6)	Thomas Bell at North Texas (11/18/2021)
	1.000	(5-5)	Trey Pulliam at San Diego St. (11/20/2021)
	1.000	(4-4)	Zay Williams vs Troy (01/01/2022)
	1.000	(4-4)	C.J. Roberts vs Lamar University (12/11/2021)
	1.000	(4-4)	Keshad Johnson at San Diego St. (11/20/2021)
	1.000	(4-4)	Tylor Perry at North Texas (11/18/2021)
	1.000	(4-4)	Donovan Williams at Oklahoma St. (11/09/2021)
	1.000	(3-3)	Joe Charles vs Louisiana (01/13/2022)
	1.000	(3-3)	Jerren Godfrey vs Howard Payne (12/22/2021)
	1.000	(3-3)	Max Abmas at Oral Roberts (12/16/2021)
	1.000	(3-3)	Mason Senigaur vs Lamar University (12/11/2021)
REBOUNDS	16		Norchad Omier at Arkansas St. (01/20/2022)
	15		Javon Franklin vs South Alabama (12/30/2021)
ASSISTS	9		Elijah Gonzales vs La.-Monroe (01/15/2022)
	8		Marquis Eaton at Arkansas St. (01/20/2022)
STEALS	4		Francis Lācis at Oral Roberts (12/16/2021)
	4		Tylor Perry at North Texas (11/18/2021)
	4		Carson Hammond vs Mary Hardin-Baylor (11/13/2021)
	4		Rondel Walker at Oklahoma St. (11/09/2021)
BLOCKED SHOTS	4		Javon Franklin vs South Alabama (12/30/2021)
	3		Eliel Nsoseme at Georgia St. (01/06/2022)
	3		DeShang Weaver at Oral Roberts (12/16/2021)
	3		Francis Lācis at Oral Roberts (12/16/2021)
	3		Nathan Mensah at San Diego St. (11/20/2021)

SINGLE-GAME INDIVIDUAL PROGRAM RECORDS

POINTS

	Pts	Player	Opponent	Date
1.	44	Dink Ford	Texas Wesleyan	Dec. 28, 1964
2.	43	Steven Barber	at UTSA	Jan. 24, 2002
3.	41	Larry Moore	Centenary	Jan. 18, 1973
4.	39	Willie Brand	Prairie View A&M	Dec. 2, 1989
	39	Jerry Janek	Texas Wesleyan	Dec. 29, 1962
6.	38	Erick Neal	Appalachian State	Feb. 1, 2018
	38	Marquez Haynes	UTSA	Jan. 16, 2010
	38	Steven Barber	Wichita State	Nov. 28, 2001
	38	Mike Nau	Lamar	Feb. 14, 1967
10.	37	Erick Neal	Appalachian State	Mar. 9, 2018
	37	Reger Dowell	Western Kentucky	Mar. 1, 2014
	37	Leonard Wilson	ULM	Mar. 6, 1993
	37	Eric Gore	North Texas	Feb. 25, 1991
	37	Bruce Tibbetts	at McMurry	Jan. 30, 1965
15.	36	Marquez Haynes	vs. Texas A&M-Corpus Christi	Mar. 12, 2009
	36	Keith Greene	McNeese State	Feb. 17, 2000
	36	Sam Norton	at ULM	Mar. 5, 1984
	36	Sam Norton	at Oral Roberts	Jan. 3, 1984
	36	Eddie Stallings	Trinity	Feb. 1, 1969
	36	Dink Ford	at Texas Wesleyan	Jan. 2, 1965
	36	Bruce Tibbetts	at Texas Wesleyan	Jan. 2, 1965
	36	John Reglin	at Texas Wesleyan	Jan. 25, 1964
23.	35	Erick Neal	at ULM	Feb. 15, 2018
	35	Reger Dowell	Howard Payne	Nov. 13, 2014
	35	Bobby Kenyon	Northwestern State	Feb. 27, 1992
	35	Willie Brand	at Northwestern State	Feb. 16, 1991
	35	Freddie Anderson	at North Texas	Jan. 14, 1976
	35	Kenny Jenkins	at Denver	Jan. 10, 1976
	35	Eddie Stallings	West Texas A&M	Jan. 2, 1969
	35	Noel Roberts	Trinity	Jan. 5, 1963

FIELD GOALS MADE

	FG	Player	Opponent	Date
1.	20	Larry Moore	Centenary	Jan. 18, 1973
2.	16	Cal Tate	Texas Wesleyan	Feb. 15, 1978
	16	Ronnie Marsh	at Abilene Christian	Jan. 22, 1973
	16	Mike Nau	Lamar	Feb. 14, 1967
	16	Noel Roberts	Trinity	Dec. 28, 1962
6.	15	Robert Taylor	Texas Wesleyan	Dec. 17, 1996
	15	Bobby Kenyon	Huston-Tillotson	Nov. 29, 1990
	15	Sam Norton	ULM	Feb. 25, 1984
	15	Sam Norton	at Arkansas State	Jan. 28, 1984
	15	Eddie Stallings	Trinity	Feb. 1, 1969
	15	Bruce Tibbetts	at McMurry	Jan. 30, 1965
12.	14	Sam Norton	at Oral Roberts	Jan. 3, 1984
	14	Cal Tate	Texas Wesleyan	Feb. 15, 1978
	14	Freeman Sparks	at McNeese State	Feb. 23, 1976
	14	Freddie Anderson	at Louisiana Tech	Feb. 2, 1976
	14	Freddie Anderson	at North Texas	Jan. 14, 1976
	14	Kenny Jenkins	at Denver	Jan. 10, 1976
	14	David Payne	Houston	Feb. 26, 1970
	14	Sherman Evans	Tennessee Tech	Dec. 15, 1968
	14	Dink Ford	vs. Texas Wesleyan	Dec. 12, 1964

FIELD GOAL ATTEMPTS

	FGA	Player	Opponent	Date
1.	30	Mike Nau	Texas Wesleyan	Dec. 4, 1965
	30	Noel Roberts	Trinity	Jan. 5, 1963
3.	29	Miles Robertson	Pepperdine	Dec. 9, 1977
	29	Larry Moore	Centenary	Jan. 18, 1973
	29	Sherman Evans	at Lamar	Feb. 16, 1970
6.	28	Eric Gore	University of Dallas	Dec. 8, 1990
	28	Freddie Anderson	at Louisiana Tech	Feb. 2, 1976
8.	27	Marquez Haynes	North Texas	Nov. 18, 2009
	27	Steven Barber	at Wichita State	Nov. 28, 2001
	27	Robert Taylor	Texas Wesleyan	Dec. 17, 1996
	27	Willie Brand	Sam Houston State	Jan. 11, 1990
	27	Willie Brand	UTSA	Nov. 28, 1988
	27	Sam Norton	at Oral Roberts	Jan. 3, 1984
14.	26	Cal Tate	Texas Wesleyan	Feb. 15, 1978
	26	Ronnie Marsh	at Centenary	Feb. 5, 1973
	26	Sherman Evans	Tennessee Tech	Dec. 15, 1969
	26	Mike Nau	Lamar	Feb. 14, 1967

FIELD GOAL PERCENTAGE (Min. 5 Made)

	Pct. (FG-A)	Player	Opponent	Date
1.	1.000 (10-10)	Jermaine Griffin	at Lamar	Feb. 14, 2008
	1.000 (10-10)	Ike Mitchell	at Lamar	Jan. 18, 1986
	1.000 (10-10)	Albert Culton	vs. Valpariso	Jan. 10, 1981
	1.000 (9-9)	Erick Neal	at Rice	Nov. 29, 2015
	1.000 (9-9)	Roger Shute	at TAMU-Kingsville	Jan. 19, 1976
	1.000 (7-7)	**KAO. AKO.-EHIOGU**	**LAMAR**	**DEC. 11, 2021**
	1.000 (7-7)	Jorge Bilbao	at Louisiana	Feb. 7, 2015
	1.000 (7-7)	Jermaine Griffin	UT Tyler	Nov. 11, 2006
	1.000 (7-7)	Steven Thomas	at New Mexico State	Nov. 26, 2004
	1.000 (6-6)	**SHEMAR WILSON**	**MARY HARDIN-BAYLOR**	**NOV. 13, 2021**
	1.000 (6-6)	Andres Ibarguen	vs. Georgia Southern	Mar. 16, 2019
	1.000 (6-6)	Johnny Hamilton	Rice	Nov. 29, 2017
	1.000 (6-6)	Jordan Reves	Houston Baptist	Jan. 5, 2011
	1.000 (6-6)	Keith Howell	UT Permian Basin	Dec. 5, 2003
	1.000 (6-6)	Donald Harris	at Baylor	Nov. 21, 2001
	1.000 (5-5)	**KAO. AKO.-EHIOGU**	**MARY HARDIN-BAYLOR**	**NOV. 13, 2021**
	1.000 (5-5)	Lazaro Rojas	Howard Payne	Dec. 22, 2020
	1.000 (5-5)	Jabari Narcis	at #8 Gonzaga	Nov. 19, 2019
	1.000 (5-5)	Link Kabadyundi	at Alabama	Nov. 21, 2017
	1.000 (5-5)	Kennedy Eubanks	at Georgia Southern	Feb. 4, 2016
	1.000 (5-5)	Anthony Walker	at South Alabama	Mar. 8, 2014
	1.000 (5-5)	Anthony Walker	at Oklahoma	Dec. 17, 2013
	1.000 (5-5)	Vincent Dillard	Samford	Nov. 12, 2013
	1.000 (5-5)	Brandon Edwards	Central Arkansas	Feb. 7, 2011
	1.000 (5-5)	Anthony Vereen	vs. Schreiner	Nov. 26, 2007
	1.000 (5-5)	Jermaine Griffin	vs. UC Riverside	Nov. 12, 2007
	1.000 (5-5)	Jermaine Griffin	San Diego	Dec. 4, 2004
	1.000 (5-5)	Bill Washington	at Arkansas State	Dec. 6, 1997
	1.000 (5-5)	Jesse Kemp	Lamar	Jan. 22, 1976

3-POINTERS MADE

	No.	Player	Opponent	Date
1.	9	Erick Neal	at ULM	Feb. 15, 2018
	9	Willie Brand	Northwestern State	Feb. 14, 1991
3.	8	Eric Gore	at Charleston Southern	Dec. 28, 1991
4.	7	Erick Neal	Georgia State	Feb. 24, 2018
	7	Kevin Hervey	at Louisiana	Mar. 4, 2017
	7	Jamel Outler	vs Houston Baptist	Nov. 22, 2014
	7	Kevin Butler	at Idaho	Feb. 14, 2013
	7	LaMarcus Reed III	at A&M-Corpus Christi	Mar. 2, 2011
	7	Roge'r Guignard	at UTSA	Feb. 20, 2008
	7	Roge'r Guignard	vs. Hardin-Simmons	Dec. 29, 2007
	7	Brady Dawkins	at Nicholls	Feb. 23, 2006
	7	Jabari Johnson	at ULM	Mar. 1, 2001
	7	Jabari Johnson	McNeese State	Jan. 27, 2000
	7	Ronald Smith	McNeese State	Feb. 13, 1993
	7	Ronald Smith	Stephen F. Austin	Jan. 23, 1993
	7	Darrell Harmon	UTSA	Jan. 2, 1992
	7	Glover Cody	McNeese State	Feb. 21, 1991
	7	Rodrick Ford	UT Pan American	Dec. 19, 1988
	7	Rodrick Ford	at UT Pan American	Dec. 19, 1987

3-POINT ATTEMPTS

	No.	Player	Opponent	Date
1.	17	Roge'r Guignard	at UTSA	Feb. 20, 2008
2.	16	Roge'r Guignard	at Texas Southern	Dec. 20, 2006
	16	Robert Mays	Nicholls	Dec. 3, 1990
4.	15	Erick Neal	at South Alabama	Jan. 16, 2016
	15	Reger Dowell	at Georgia State	Feb. 1, 2014
	15	Jabari Johnson	McNeese State	Jan. 27, 2000
	15	Leonard Wilson	at Northwestern State	Feb. 1, 1992
	15	Bobby Kenyon	McNeese State	Feb. 21, 1991
	15	Ronnie Pruitt	McNeese State	Feb. 21, 1991
10.	14	Erick Neal	at Georgia State	Jan. 25, 2018
	14	Reger Dowell	Troy	Jan. 23, 2014
	14	Ronald Smith	Stephen F. Austin	Jan. 23, 1993
	14	Eric Gore	at Stephen F. Austin	Jan. 11, 1992
	14	Eric Gore	at Charleston Southern	Dec. 28, 1991
	14	Robert Mays	at New Mexico	Nov. 23, 1990
16.	13	Edric Dennis	at Coastal Carolina	Jan. 12, 2019
	13	Kevin Hervey	Georgia State	Feb. 24, 2018
	13	Brandon Long	at Houston Baptist	Nov. 29, 2008
	13	Brandon Long	at Texas Southern	Dec. 20, 2006
	13	Steven Barber	McNeese State	Jan. 27, 2000
	13	Anthony Durham	McNeese State	Jan. 30, 1997
	13	Willie Brand	Sam Houston State	Jan. 11, 1990
	13	Willie Brand	UTSA	Nov. 28, 1988

3-POINT PERCENTAGE (Min. 5 Made)

	Pct. (FG-A)	Player	Opponent	Date
1.	1.000 (7-7)	Kevin Butler	at Idaho	Feb. 14, 2013
	1.000 (5-5)	**DAVID AZORE**	**AT GEORGIA SOUTHERN**	**JAN. 8, 2022**
	1.000 (5-5)	Jabari Narcis	at #8 Gonzaga	Nov. 19, 2019
	1.000 (5-5)	Scott Cross	UTSA	Feb. 14, 1998

SINGLE-GAME INDIVIDUAL PROGRAM RECORDS

FREE THROWS MADE

	No.	Player	Opponent	Date
1.	20	Paul Renfro	Louisiana	Feb. 19, 1979
2.	19	Eddie Stallings	West Texas A&M	Jan. 2, 1969
3.	18	Dink Ford	TAMU-Commerce	Dec. 12, 1964
4.	17	Jerry Janek	Texas Wesleyan	Dec. 29, 1962
5.	16	Steven Thomas	San Diego	Dec. 4, 2004
	16	Steven Thomas	at UTSA	Jan. 10, 2004
	16	Dink Ford	vs. Texas Wesleyan	Dec. 29, 1964
	16	Jerry Janek	vs. Texas Wesleyan	Dec. 29, 1962
9.	15	Edric Dennis	vs. Little Rock	Jan. 19, 2019
	15	Reger Dowell	Western Kentucky	Mar. 1, 2014
	15	Paul Renfro	McNeese State	Feb. 3, 1979
	15	Harvey Harris	Lamar	Dec. 18, 1962
13.	14	Scott Cross	Air Force	Dec. 22, 1997
	14	Eddie Stallings	at Texas Tech	Jan. 20, 1968
	14	Dink Ford	Angelo State	Feb. 8, 1966
	14	Jay Hawley	vs. Texas Wesleyan	Dec. 29, 1960
	14	LaMarcus Reed	at UTSA	Mar. 3, 2012

FREE THROW ATTEMPTS

	No.	Player	Opponent	Date
1.	22	Eddie Stallings	West Texas A&M	Jan. 18, 1969
	22	Steven Thomas	ULM	Jan. 22, 2005
3.	21	Jerry Janek	Texas Wesleyan	Dec. 29, 1962
4.	20	Glover Cody	at Georgia State	Dec. 15, 1990
	20	Paul Renfro	Louisiana	Feb. 19, 1979
6.	19	Bruce Tibbetts	Austin College	Dec. 10, 1964
7.	18	Reger Dowell	Western Kentucky	Mar. 1, 2014
	18	Steven Thomas	Northwestern State	Jan. 12, 2005
	18	Steven Barber	at Sam Houston State	March 6, 2001
	18	Dink Ford	vs. Texas Wesleyan	Dec. 29, 1964

FREE THROW PERCENTAGE (Min. 10 Att.)

	Pct. (FG-A)	Player	Opponent	Date
1.	1.000 (20-20)	Paul Renfro	at Louisiana	Feb. 19, 1979
	1.000 (13-13)	Eddie Stallings	at Houston	Feb. 22, 1968
	1.000 (12-12)	Jordan Reves	at McNeese State	Feb. 22, 2012
	1.000 (12-12)	Derrick Obasohan	at Nicholls	Feb. 28, 2004
	1.000 (12-12)	Brian Myers	at Northwestern State	Feb. 22, 1996
	1.000 (12-12)	Paul Renfro	McNeese State	Jan. 28, 1980
	1.000 (11-11)	Brandon Edwards	at South Alabama	Mar. 8, 2014
	1.000 (11-11)	Rodrick Epps	at Texas State	Feb. 3, 2007
	1.000 (11-11)	Keith Howell	at Northwestern State	Jan. 30, 2003
	1.000 (11-11)	Melvin Polk	at TCU	Dec. 1, 1979
	1.000 (11-11)	Paul Renfro	at Wichita State	Dec. 8, 1978
	1.000 (11-11)	Mike Nau	vs. Austin College	Dec. 29, 1965
	1.000 (10-10)	Rodrick Epps	at AMCC	Feb. 19, 2007
	1.000 (10-10)	Reggie Brown	North Texas	Feb. 3, 1996
	1.000 (10-10)	Keith Cornett	at Northwestern State	Feb. 4, 1995
	1.000 (10-10)	Ricky Leggett	at Baylor	Dec. 16, 1980
	1.000 (10-10)	Melvin Polk	at Baylor	Dec. 16, 1980

REBOUNDS

	No.	Player	Opponent	Date
1.	24	Albert Culton	vs. Northeastern	Jan. 9, 1981
2.	23	Bruce Tibbetts	Austin College	Dec. 10, 1964
	23	Jerry Janek	vs. Texas Wesleyan	Dec. 29, 1962
4.	22	Jermaine Griffin	UT Permian Basin	Dec. 1, 2005
5.	21	Mike Nau	Texas Wesleyan	Dec. 4, 1965
	21	Mike Nau	Austin College	Dec. 13, 1966
	21	Bruce Tibbetts	at McMurry	Jan. 30, 1965
8.	20	Sam Norton	McNeese State	Feb. 11, 1984
	20	Mike Nau	Lamar	Feb. 14, 1967
	20	Sherman Evans	at Samford	Dec. 18, 1971
11.	19	Brandon Edwards	at Troy	Mar. 6, 2014
	19	Johnny McDowell	Sam Houston State	Jan. 21, 1993
	19	Donny Beachum	UT Pan American	Jan. 21, 2004
	19	John Reglin	Lamar	Feb. 14, 1967
	19	John Reglin	Lamar	Jan. 8, 1966
	19	Sam Norton	ULM	Feb. 2, 1984
	19	Sherman Evans	Arkansas	Dec. 13, 1970

OFFENSIVE REBOUNDS (Since 1983-84)

	No.	Player	Opponent	Date
1.	12	Johnny McDowell	UTSA	Jan. 2, 1992
	12	Sam Norton	McNeese State	Feb. 11, 1984
3.	11	Eric Gore	University of Dallas	Dec. 8, 1990
	11	Sam Norton	Louisiana Tech	Mar. 1, 1984
	11	Sam Norton	at Oral Roberts	Jan. 3, 1984
6.	10	Eric Gore	at ULM	Feb. 16, 1991
	10	Michael Beasley	Morehead State	Jan. 3, 1989
8.	9	Johnny Hamilton	vs. Georgia State	Mar. 1, 2018
	9	Bill Washington	at Northwestern State	Feb. 18, 1999
	9	Bill Washington	at UTSA	Jan. 10, 1998
	9	Robert Taylor	Texas Wesleyan	Dec. 17, 1996
	9	Johnny McDowell	Sul Ross State	Dec. 4, 1992
	9	Johnny McDowell	at Northwestern State	Feb. 1, 1992
	9	Leonard Wilson	Nicholls	Dec. 3, 1990
	9	Bill Nygard	Huston-Tillotson	Nov. 29, 1990

DEFENSIVE REBOUNDS (Since 1983-84)

	No.	Player	Opponent	Date
1.	14	Jermaine Griffin	UT Permian Basin	Dec. 1, 2005
	14	Robert Taylor	ULM	Feb. 27, 1997
	14	Sam Norton	North Texas	Feb. 9, 1984
	14	Sam Norton	ULM	Feb. 2, 1984
5.	13	David Azore	at Texas State	Feb. 2, 2019
	13	Kevin Hervey	at UTRGV	Dec. 16, 2018
	13	Kevin Hervey	South Alabama	Feb. 25, 2017
	13	Mack Callier	at Sam Houston State	Feb. 17, 2003
	13	David Allen	North Texas	Jan. 14, 1989
10.	12	David Azore	at Georgia Southern	Dec. 21, 2019
	12	Kevin Hervey	Appalachian State	Feb. 1, 2018
	12	Kevin Hervey	at Loyola Marymount	Dec. 22, 2016
	12	Larry Posey	UTSA	Feb. 15, 2007
	12	Steven Thomas	at Stephen F. Austin	Jan. 26, 2006
	12	Anthony Durham	Northwestern State	Mar. 1, 1997
	12	Bill Washington	Jarvis Christian	Dec. 2, 1996
	12	Johnny McDowell	Sam Houston State	Jan. 21, 1993
	12	Johnny McDowell	at Nicholls	Jan. 16, 1993
	12	Johnny McDowell	vs. Gonzaga	Dec. 11, 1992
20.	11	David Azore	at Louisiana Tech	Nov. 27, 2020
	11	David Azore	at Appalachian State	Jan. 10, 2019
	11	Johnny Hamilton	at Northern Iowa	Dec. 7, 2017
	11	Kevin Hervey	at Grand Canyon	Nov. 20, 2014
	11	Brandon Edwards	vs. ULM	Mar. 13, 2014
	11	Brandon Edwards	at Troy	Mar. 6, 2014
	11	Brandon Edwards	Samford	Nov. 12, 2013
	11	LaMarcus Reed III	vs. Southeastern La	Feb. 19, 2011
	11	Steven Thomas	SE Louisiana	Jan. 19, 2006
	11	Steven Thomas	at South Florida	Dec. 29, 2004
	11	Mack Callier	at Sam Houston State	Mar. 6, 2001
	11	Mack Callier	Texas State	Feb. 12, 2001
	11	Brian Myers	TAMU-Commerce	Dec. 11, 1993

ASSISTS

	No.	Player	Opponent	Date
1.	17	Jermaine Johnson	at Sam Houston State	Dec. 28, 1998
2.	16	Sean Miller	at Northwestern State	Feb. 19, 1994
3.	15	Erick Neal	at Niagara	Nov. 25, 2017
	15	Glover Cody	North Texas	Feb. 15, 1992
	15	Glover Cody	at Northwestern State	Feb. 14, 1991
	15	Glover Cody	at Sam Houston State	Jan. 25, 1991
6.	13	Erick Neal	UT Dallas	Nov. 27, 2017
	13	Erick Neal	at BYU	Mar. 15, 2017
	13	Erick Neal	Louisiana	Jan. 23, 2017
	13	Erick Neal	UT Dallas	Dec. 5 , 2016
	13	Glover Cody	at Iowa State	Dec. 10, 1991
	13	Glover Cody	vs. Army	Nov. 24, 1990
	13	Ronnell Peters	at ULM	Feb. 25, 1984
	13	Ricky Leggett	at Denver	Dec. 12, 1978
	13	Jesse Kemp	McNeese State	Feb. 28, 1977
	13	David Payne	at UT Pan American	Jan. 18, 1971
	13	David Payne	at Texas Wesleyan	Dec. 16, 1969

SINGLE-GAME INDIVIDUAL PROGRAM RECORDS

BLOCKED SHOTS

	No.	Player	Opponent	Date
1.	9	Paul Renfro	Texas Wesleyan	Jan. 18, 1980
2.	8	Miles Robertson	Louisiana Tech	Mar. 1, 1979
3.	7	Kaodirichi Akobundu-Ehiogu	Louisiana	Jan. 15, 2021
	7	Johnny Hamilton	at Georgia State	Jan. 25, 2018
5.	**6**	**KAO. AKOBUNDU-EHIOGU**	**LAMAR**	**DEC. 11, 2021**
	6	Kaodirichi Akobundu-Ehiogu	at Arkansas State	Jan. 29, 2021
	6	Johnny Hamilton	Georgia Southern	Feb. 22, 2018
	6	Brandon Williams	vs Howard Payne	Dec. 20, 2014
	6	Jordan Reves	at San Jose State	Jan. 28, 2013
	6	Jordan Reves	vs. Louisiana Tech	Jan. 5, 2013
	6	Jermaine Griffin	at Western Illinois	Dec. 4, 2006
	6	Miles Robertson	St. Edward's	Nov. 26, 1977
	6	Trey Parker	Sam Houston State	Jan. 30, 2008
14.	**5**	**KAO. AKOBUNDU-EHIOGU**	**SOUTH ALABAMA**	**DEC. 30, 2021**
	5	Patrick Mwamba	Louisiana	Feb. 26, 2021
	5	Kaodirichi Akobundu-Ehiogu	Texas State	Feb. 11, 2021
	5	Kaodirichi Akobundu-Ehiogu	Louisiana	Jan. 16, 2021
	5	Kaodirichi Akobundu-Ehiogu	Dallas Christian	Dec. 17, 2020
	5	Brandon Edwards	ULM	Jan. 9, 2014
	5	Jermaine Griffin	at Texas State	Feb. 3, 2007
	5	Jermaine Griffin	UT Tyler	Nov. 11, 2006
	5	Roy Johnson	at Northwestern State	Feb. 26, 2004
	5	Jermaine Johnson	at UTSA	Jan. 7, 1999
	5	Johnny McDowell	McNeese State	Jan. 25, 1992
	5	Ralph McPherson	Arkansas State	Feb. 16, 1981
	5	Albert Culton	McNeese State	Feb. 7, 1981

STEALS

	No.	Player	Opponent	Date
1.	8	Bill Washington	McNeese State	Jan. 27, 2000
	8	Leonard Wilson	Nicholls	Dec. 3, 1990
3.	7	Shahada Wells	Little Rock	Jan. 22, 2021
	7	Bill Washington	Stephen F. Austin	Feb. 11, 1999
	7	Bill Washington	McMurry	Nov. 24, 1998
	7	Glover Cody	at North Texas	Feb. 28, 1991
	7	Rodrick Ford	US International	Feb. 5, 1987
	7	Rodrick Ford	at Stephen F. Austin	Jan. 16, 1987
	7	Ronnell Peters	Arkansas State	Feb. 1, 1986

TURNOVERS

	No.	Player	Opponent	Date
1.	12	Ricky Leggett	at Lamar	Mar. 4, 1978
2.	11	Erick Neal	at Georgia Southern	Jan. 27, 2018
	11	Johnny Hill	at Georgia State	Jan. 15, 2015
	11	Ronnie Marsh	at Hardin-Simmons	Feb. 2, 1974
5.	10	Lonnie McClanahan	at Texas State	Jan. 18, 2014
	10	Josh Daniel	ULM	Mar. 7, 2003
	10	Miles Robertson	at Lamar	Feb. 10, 1979
	10	Ricky Leggett	at Baylor	Dec. 16, 1980
	10	Greg Stuckey	at Lamar	Feb. 24, 1977

MINUTES PLAYED (Since 1973-74)

	No.	Player	Opponent	Date
1.	50	Jermaine Johnson	at Sam Houston State	Dec. 28, 1998
2.	49	Keith Howell	ULM	Mar. 7, 2003
	49	Donald Harris	at Sam Houston State	Dec. 28, 1998
4.	47	Rickey Leggett	McNeese State	Jan. 28, 1980
	47	Jeffrey Stewart	McNeese State	Jan. 28, 1980
	47	Miles Robertson	at Pepperdine	Dec. 9, 1977
	47	Cal Tate	at Pepperdine	Dec. 9, 1977
8.	46	Rodrick Epps	at TCU	Nov. 18, 2006
	46	Larry Posey	at TCU	Nov. 18, 2006
	46	Donald Harris	at Stephen F. Austin	Feb. 6, 1999
	46	Bill Washington	at Stephen F. Austin	Feb. 6, 1999
12.	45	Jarrett Howell	at Sam Houston State	Mar. 7, 2006
	45	Josh Daniel	ULM	Mar. 7, 2003
	45	Keith Greene	at Stephen F. Austin	Feb. 6, 1999
	45	Reggie Brown	Sam Houston State	Feb. 13, 1997
	45	Doug Gann	vs. UNC Wilmington	Dec. 30, 1989
	45	Danny Johnson	Texas Southern	Jan. 13, 1983
	45	Ronny Newton	Louisiana Tech	Feb. 21, 1977
	45	Greg Stuckey	Louisiana Tech	Feb. 21, 1977
	45	Jesse Kemp	Louisiana Tech	Feb. 21, 1977
	45	Darnell Johnson	Louisiana Tech	Feb. 21, 1977
	45	Jesse Kemp	North Texas	Jan. 12, 1977

SINGLE-GAME TEAM PROGRAM RECORDS

POINTS

Total (Score)	Opponent	Date
1. 154 (154-85)	Huston-Tillotson	Nov. 29, 1990
2. 149 (149-86)	University of Dallas	Dec. 8, 1990
3. 138 (138-135, 3OT)	Lamar	Feb. 14, 1967
4. 130 (130-64)	Huston-Tillotson	Nov. 28, 1991
5. 126 (126-73)	Texas Wesleyan	Dec. 7, 1981
6. 124 (124-123, 3OT)	at Sam Houston State	Dec. 28, 1998
7. 121 (121-61)	Schreiner	Dec. 3, 1992
8. 118 (118-84)	at Texas State	Feb. 9, 1991
9. 117 (117-53)	Howard Payne	Dec. 22, 2020
117 (117-115)	Nicholls	Dec. 3, 1990
11. 116 (116-87)	St. Edward's	Nov. 26, 1977
12. 115 (115-109)	North Texas	Feb. 25, 1991
115 (115-100)	Texas Wesleyan	Jan. 2, 1965
14. 114 (114-78)	Texas Wesleyan	Dec. 17, 1968
15. 113 (113-81)	vs. San Francisco	Nov. 29, 1991
113 (113-104)	at Georgia State	Dec. 15, 1990
113 (113-85)	SE Louisiana	Dec. 1, 1990
113 (113-109, OT)	at Texas Wesleyan	Jan. 30, 1968
19. 111 (111-64)	Howard Payne	Nov. 13, 2013
111 (111-77)	McNeese State	Feb. 7, 1981
111 (111-92)	Abilene Christian	Jan. 31, 1970
111 (111-120)	Lamar	Feb. 6, 1968
23. 110 (110-103)	at Texas State	Feb. 3, 2007
110 (110-85)	Georgia State	Dec. 7, 1991
110 (110-92)	Texas Wesleyan	Jan. 8, 1987
110 (110-116)	at Sam Houston State	Dec. 11, 1967
110 (110-93)	Texas Wesleyan	Dec. 3 1964
28. 109 (109-48)	Dallas Christian	Dec. 17, 2020
109 (109-96)	Hardin-Simmons	Dec. 11, 1978
30. 108 (108-71)	Louisiana	Jan. 23, 2017
108 (108-84)	at Nicholls	Jan. 2, 1991
108 (108-103)	UT Pan American	Feb. 26, 1968
108 (108-116)	Angelo State	Dec. 21, 1967
108 (108-95)	Trinity	Jan. 10, 1966
35. 107 (107-65)	Texas A&M-Kingsville	Nov. 29, 1982
36. 106 (106-76)	Tarleton State	Nov. 29, 1986
106 (106-116)	at Drake	Dec. 22, 1979
106 (106-72)	Abilene Christian	Feb. 19, 1973
39. 105 (105-89)	at BYU	Mar. 15, 2017
105 (105-63)	Austin College	Jan. 30, 2007
105 (105-91)	Sul Ross State	Dec. 4, 1992
42. 104 (104-75)	**MARY HARDIN-BAYLOR**	**NOV. 13, 2021**
104 (104-106)	Louisiana	Feb. 27, 1978
104 (104-100)	vs.Texas Wesleyan	Dec. 28, 1964
45. 103 (103-45)	Hardin-Simmons	Dec. 29, 2001
103 (103-88)	McNeese State	Feb. 20, 1992
103 (103-86)	Texas Wesleyan	Jan. 19, 1981
103 (103-115)	at Louisiana	Feb. 19, 1979
103 (103-70)	at Tarleton State	Feb. 1, 1966
103 (103-92)	Lamar	Feb. 27, 1965
51. 102 (102-72)	Texas Southern	Nov. 14, 2007
102 (102-108)	Denver	Dec. 12, 1977
102 (102-104, 2OT)	Texas Southern	Jan. 13, 1983
102 (102-90)	Texas Wesleyan	Dec. 4, 1965
102 (102-88)	at Texas Wesleyan	Jan. 25, 1964
56. 101 (101-85)	vs. Texas Wesleyan	Dec. 22, 2009
101 (101-123)	at Northwestern State	Feb. 19, 1994
101 (101-45)	Austin College	Dec. 3, 1991
101 (101-95)	Texas State	Jan. 12, 1991
101 (101-105, OT)	North Texas	Jan. 12, 1977
101 (101-110)	at North Texas	Jan. 14, 1976
101 (101-82)	UT Pan American	Jan. 21, 1971
101 (101-110)	Texas Wesleyan	Dec. 13, 1967
64. 100 (100-97, 2OT)	at UTSA	Jan. 17, 2009
100 (100-85)	McNeese State	Feb. 18, 1995
100 (100-97, 2OT)	TAMU-Commerce	Dec. 11, 1993
100 (100-78)	at Sam Houston State	Feb. 20, 1993
100 (100-90)	North Texas	Feb. 15, 1992
100 (100-79)	US International	Feb. 5, 1987
100 (100-87)	McNeese State	Mar. 3, 1981
100 (100-74)	Hardin-Simmons	Jan. 12, 1981
100 (100-85)	McNeese State	Feb. 3, 1979
100 (100-89)	at Angelo State	Jan. 1, 1970
100 (100-92)	West Texas A&M	Mar. 1, 1968

In A Loss

111 (111-120)	Lamar	Feb. 6, 1968

POINTS IN AN OVERTIME GAME

Total (Score)	Opponent	Date
1. 138 (138-135, 3OT)	Lamar	Feb. 14, 1967
2. 124 (124-123, 3OT)	at Sam Houston State	Dec. 28, 1998
3. 118 (118-117, 4OT)	Hardin-Simmons	Dec. 11, 1971
4. 113 (113-109, OT)	at Texas Wesleyan	Jan. 30, 1968
5. 102 (102-104, 2OT)	Texas Southern	Jan. 13, 1983
6. 101 (101-105, OT)	North Texas	Jan. 12, 1977
7. 100 (100-97, 2OT)	at UTSA	Jan. 17, 2009
100 (100-97, 2OT)	Texas A&M Commerce	Dec. 11, 1993

POINTS AT HOME

Total (Score)	Opponent	Date
1. 154 (154-85)	Huston-Tillotson	Nov. 29, 1990
2. 149 (149-86)	University of Dallas	Dec. 8, 1990
3. 138 (138-135, 3OT)	Lamar	Feb. 14, 1967
4. 130 (130-64)	Huston-Tillotson	Nov. 28, 1991
5. 126 (126-73)	Texas Wesleyan	Dec. 7, 1981
6. 121 (121-61)	Schreiner	Dec. 3, 1992
7. 118 (118-117, 4OT)	Hardin-Simmons	Dec. 11, 1971
8. 117 (117-53)	Howard Payne	Dec. 22, 2020
117 (117-115)	Nicholls	Dec. 3, 1990
10. 116 (116-87)	St. Edward's	Nov. 26, 1977
11. 115 (115-100)	Texas Wesleyan	Jan. 2, 1965

In Conference Play

117 (117-115)	Nicholls	Dec. 3, 1990

vs. Non-Conference Opponent

154 (154-85)	Huston-Tillotson	Nov. 29, 1990

POINTS ON THE ROAD

Total (Score)	Opponent	Date
1. 124 (124-123, 3OT)	at Sam Houston State	Dec. 28, 1998
2. 118 (118-84)	at Texas State	Feb. 9, 1991
3. 113 (113-104)	at Georgia State	Dec. 15, 1990
113 (113-109, OT)	at Texas Wesleyan	Jan. 30, 1968
5. 110 (110-103)	at Texas State	Feb. 3, 2007
110 (110-116)	at Sam Houston State	Dec. 11, 1967
7. 108 (108-84)	at Nicholls	Jan. 2, 1991
8. 106 (106-116)	at Drake	Dec. 22, 1979
9. 103 (103-72)	at SE Louisiana	Jan. 4, 1991
103 (103-115)	at Louisiana	Feb. 19, 1979
103 (103-70)	at Tarleton State	Feb. 1, 1966

POINTS AT A NEUTRAL SITE

Total (Score)	Opponent	Date
1. 113 (113-81)	vs. San Francisco	Nov. 29, 1991
2. 104 (104-100)	vs.Texas Wesleyan	Dec. 28, 1964

LARGEST COMBINED SCORE

Total (Score)	Opponent	Date
1. 273 (138-135, 3OT)	Lamar	Feb. 14, 1967
2. 247 (124-123, 3OT)	at Sam Houston State	Dec. 28, 1998
3. 239 (154-85)	Huston-Tillotson	Nov. 29, 1990
4. 235 (149-86)	University of Dallas	Dec. 8, 1990
235 (118-117, 4OT)	Hardin-Simmons	Dec. 11, 1971
6. 232 (117-115)	Nicholls	Dec. 3, 1990
7. 231 (111-120)	Lamar	Feb. 6, 1968
8. 226 (110-116)	at Sam Houston State	Dec. 11, 1967
9. 224 (101-123)	at Northwestern State	Feb. 19, 1994
224 (115-109)	North Texas	Feb. 25, 1991
224 (108-116)	Angelo State	Dec. 21, 1967

POINTS IN A HALF

Total (Half)	Opponent	Date
1. 90 (2nd)	Huston-Tillotson	Nov. 29, 1990
2. 78 (1st)	University of Dallas	Dec. 8, 1990
3. 72 (2nd)	at Texas State	Feb. 9, 1991
4. 71 (2nd)	University of Dallas	Dec. 8, 1990
5. 70 (2nd)	at SE Louisiana	Jan. 4, 1991
6. 69 (2nd)	Nicholls	Jan. 24, 1998
69 (2nd)	at Georgia State	Dec. 15, 1990
69 (1st)	Austin College	Dec. 13, 1966
9. 68 (2nd)	Louisiana	Jan, 23, 2017
68 (2nd)	at Nicholls	Jan. 2, 1991
11. 67 (1st)	Howard Payne	Dec. 22, 2020
67 (2nd)	Texas Wesleyan	Dec. 7, 1981

SINGLE-GAME TEAM PROGRAM RECORDS

FIELD GOALS MADE

Total	Opponent	Date
1. 60	Huston-Tillotson	Nov. 29, 1990
2. 57	Lamar	Feb. 14, 1967
3. 53	University of Dallas	Dec. 8, 1990
53	Texas Wesleyan	Dec. 7, 1981
5. 50	Huston-Tillotson	Nov. 26, 1991
6. 47	St. Edward's	Nov. 26, 1977
47	at Texas Wesleyan	Jan. 30, 1968
8. 46	Howard Payne	Dec. 22, 2020
9. 45	Schreiner	Dec. 3, 1992
45	Abilene Christian	Jan. 31, 1970
11. 44	Nicholls	Dec. 3, 1990
44	Tarleton State	Nov. 29, 1986
44	North Texas	Jan. 12, 1977
44	UT Pan American	Jan. 21, 1971
44	Texas Wesleyan	Dec. 17, 1968

FIELD GOALS ATTEMPTED

Total	Opponent	Date
1. 122	Huston-Tillotson	Nov. 29, 1990
2. 105	at New Mexico	Nov. 23, 1990
3. 102	University of Dallas	Dec. 8, 1990
102	Nicholls	Dec. 3, 1990
5. 101	Hardin-Simmons	Dec. 11, 1971
6. 100	South Dakota State	Dec. 6, 1971
7. 98	North Texas	Jan. 12, 1977
8. 97	Lamar	Feb. 14, 1967
9. 95	Texas Wesleyan	Dec. 4, 1965
10. 94	at Denver	Jan. 8, 1975
94	Texas Wesleyan	Dec. 3, 1964

FIELD GOAL PERCENTAGE (Min. 30 Made)

Pct. (FG-A)	Opponent	Date
1. .723 (34-47)	UT Tyler	Dec. 22, 2004
2. .680 (53-78)	Texas Wesleyan	Dec. 7, 1981
3. .667 (34-51)	Central Arkansas	Feb. 7, 2011
.667 (32-48)	vs. Valparaiso	Jan. 10, 1981
5. .660 (40-62)	at Texas Wesleyan	Jan. 2, 1965
6. .653 (32-49)	at ULM	Feb. 1, 2003
7. .642 (43-67)	**MARY HARDIN-BAYLOR**	**NOV. 13, 2021**
.642 (34-53)	vs. Georgia State	Dec. 22, 1984
9. .639 (39-61)	vs. Schreiner	Nov. 26, 2007
10. .635 (33-52)	at UTSA	Feb. 19, 1996
11. .630 (42-67)	Oklahoma State	Jan. 14, 1984
.630 (36-57)	Oral Roberts	Jan. 23, 1982

3-POINTERS MADE

Total	Opponent	Date
1. 17	Bradley	Dec. 8, 2015
2. 16	Howard Payne	Dec. 22, 2020
16	Texas State	Jan. 12, 1991
4. 15	UT Dallas	Nov. 5, 2019
15	at South Alabama	Feb. 28, 2019
15	at Arkansas State	Jan. 13, 2018
15	Coastal Carolina	Dec. 31, 2016
15	at Northwestern State	Jan. 6, 2000
15	at TCU	Dec. 19, 1999
15	UTSA	Jan. 2, 1992
15	at Northwestern State	Feb. 14, 1991
15	Huston-Tillotson	Nov. 29, 1990
13. 14	at Texas State	Feb. 13, 2021
14	Georgia Southern	Jan. 2, 2016
14	UT Tyler	Nov. 16, 2010
14	McNeese State	Jan. 27, 2000
14	at Nicholls	Jan. 15, 2000
14	vs. San Francisco	Nov. 29, 1991
14	at SE Louisiana	Jan. 4, 1991

3-POINTERS ATTEMPTED

Total	Opponent	Date
1. 42	Howard Payne	Dec. 22, 2020
42	at South Alabama	Jan. 16, 2016
3. 40	at Northwestern State	Feb. 1, 1992
4. 39	McNeese State	Jan. 27, 2000
39	at ULM	Jan. 8, 2000
39	Nicholls	Dec. 3, 1990
7. 38	Dallas Christian	Dec. 17, 2020
38	Little Rock	Jan. 23, 2016
38	Coastal Carolina	Dec. 31, 2016
38	at Texas Southern	Dec. 20, 2006
11. 37	UT Dallas	Nov. 5, 2019
37	at North Texas	Nov. 30, 2010
13. 36	at Nevada	Nov. 12, 2019
36	Rice	Nov. 29, 2017
36	McNeese State	Feb. 21, 1991
36	Huston-Tillotson	Nov. 29, 1990

3-POINT PERCENTAGE (Min. 10 Made)

Pct. (FG-A)	Opponent	Date
1. .706 (12-17)	McNeese State	Feb. 18, 1995
2. .700 (14-20)	at SE Louisiana	Jan. 4, 1991
3. .625 (10-16)	Appalachian State	Feb. 1, 2018
4. .619 (13-21)	Houston Baptist	Nov. 22, 2014
5. .577 (15-26)	at South Alabama	Feb. 28, 2019
6. .556 (15-27)	at Arkansas State	Jan. 13, 2018
7. .545 (12-22)	at Troy	Mar. 2, 2019
.545 (12-22)	at Georgia Southern	Feb. 20, 2017

FREE THROWS MADE

Total	Opponent	Date
1. 42	Schreiner	Dec. 3, 1992
2. 41	Sam Houston State	Dec. 9, 1968
3. 38	San Diego	Dec. 4, 2004
4. 36	McNeese State	Feb. 3, 1979
36	Missouri-Rolla	Dec. 18, 1968
6. 35	Texas Lutheran	Nov. 12, 2010
35	at Texas State	Feb. 3, 2007
35	at Georgia State	Dec. 15, 1990
35	West Texas A&M	Jan. 2, 1969
35	at Texas Wesleyan	Jan. 2, 1965

FREE THROW ATTEMPTS

Total	Opponent	Date
1. 60	Sam Houston State	Dec. 9, 1968
2. 54	McNeese State	Feb. 23, 1981
3. 52	North Texas	Feb. 25, 1991
4. 49	Hardin-Simmons	Dec. 11, 1971
5. 48	North Texas	Jan. 12, 1980
48	Missouri-Rolla	Dec. 18, 1968
7. 47	San Diego	Dec. 4, 2004
8. 46	Texas Lutheran	Nov. 12, 2010
46	at Texas State	Jan. 30. 2010
46	at Arkansas	Nov. 22, 1999
46	UTSA	Dec. 4, 1989
46	West Texas A&M	Jan. 2, 1969

FREE THROW PERCENTAGE (Min. 20 Made)

Pct. (FT-A)	Opponent	Date
1. .964 (27-28)	at Houston	Feb. 22, 1968
2. .952 (20-21)	at Northwestern State	Mar. 8, 2005
3. .917 (33-36)	at Louisiana	Feb. 19, 1979
4. .875 (21-24)	at South Alabama	Jan. 16, 2016
5. .872 (34-39)	Little Rock	Jan. 19, 2019
6. .862 (25-29)	Texas State	Mar. 1, 2016
7. .857 (24-28)	Louisiana	Jan. 15, 2021
.857 (24-28)	UC Davis	Nov. 18, 2018
9. .852 (23-27)	Dallas Christian	Dec. 17, 2020

REBOUNDS

Total	Opponent	Date
1. 80	Huston-Tillotson	Nov. 29, 1990
2. 72	Hardin-Simmons	Dec. 11, 1971
3. 67	at West Texas A&M	Feb. 2, 1970
67	Lamar	Feb. 14, 1967
67	at Trinity	Feb. 23, 1965
6. 66	Nicholls	Dec. 3, 1990
7. 65	Jarvis Christian	Dec. 2, 1996
8. 64	Schreiner	Dec. 3, 1992
64	US International	Feb. 5, 1987
64	vs. Austin College	Dec. 30, 1964

REBOUND MARGIN

Margin	Opponent	Date
1. +36 (64-28)	Schreiner	Dec. 3, 1992
+36 (80-44)	Huston-Tillotson	Nov. 29, 1990
3. +35 (59-24)	Sul Ross State	Dec. 21, 2015
+35 (59-24)	Northwestern State	Feb. 27, 1992
5. +34 (65-31)	Jarvis Christian	Dec. 2, 1996
6. +32 (54-22)	at Nicholls	Dec. 22, 2001
7. +30 (61-31)	Howard Payne	Dec. 22, 2020
+30 (53-23)	Hardin-Simmons	Dec. 11, 2020
9. +29 (55-26)	Dallas Christian	Dec. 17, 2020
10. +27 (51-24)	vs. Texas Southern	Nov. 14, 2007
12. +26 (48-22)	at ULM	Jan. 18, 2020
+26 (44-18)	Nicholls	Feb. 15, 2003
13. +25 (52-27)	ULM	Jan. 19, 1991

SINGLE-GAME TEAM PROGRAM RECORDS

PERSONAL FOULS

Total	Opponent	Date
1. 42	Hardin-Simmons	Dec. 11, 1971
2. 40	at Arkansas State	Jan. 26, 1980
3. 39	at North Texas	Feb. 10, 1983
4. 37	McNeese State	Feb. 23, 1981
5. 36	North Texas	Nov. 18, 2009
36	at Sam Houston State	Dec. 28, 1998
7. 35	at Arkansas	Nov. 23, 2018
35	Arkansas State	Feb. 27, 2016
35	at Sam Houston State	Feb. 22, 2007
35	at Louisiana Tech	Jan. 27, 1979
35	at Denver	Jan. 10, 1976
35	at US International	Feb. 21, 1967

ASSISTS

Total	Opponent	Date
1. 34	Georgia State	Dec. 7, 1991
2. 33	Huston-Tillotson	Nov. 26, 1991
3. 32	Lamar	Feb. 18, 1980
4. 31	Howard Payne	Dec. 22, 2020
31	Texas Wesleyan	Dec. 7, 1981
6. 30	at Sam Houston State	Feb. 20, 1993
30	Nicholls	Feb. 11, 1993
30	Lamar	Feb. 24, 1979
9. 29	at Northwestern State	Feb. 14, 1991
29	vs. Northwestern State	Mar. 8, 1988
29	North Texas	Feb. 7, 1987
29	Denver	Dec. 12, 1977

TURNOVERS

Total	Opponent	Date
1. 38	at New Mexico State	Nov. 28, 1975
2. 36	at Houston Baptist	Jan. 9, 1978
36	at Lamar	Feb. 24, 1977
4. 34	UC San Diego	Jan. 4, 1978
34	at Pepperdine	Dec. 9, 1977
6. 33	at Nebraska	Dec. 21, 1992
33	at Lamar	Feb. 10, 1979
8. 32	at Nicholls	Jan. 6, 1994
32	at Hardin-Simmons	Feb. 2, 1974

BLOCKS

Total	Opponent	Date
1. 12	Louisiana	Jan. 15, 2021
2. 10	Howard Payne	Dec. 20, 2014
10	Hardin-Simmons	Dec. 29, 2001
10	St. Edward's	Jan. 26, 1987

STEALS

Total	Opponent	Date
1. 22	University of Dallas	Dec. 8, 1990
2. 21	Huston-Tillotson	Nov. 26, 1991
3. 19	St. Edward's	Dec. 4, 1978
19	Houston Baptist	Dec. 13, 2012
5. 18	Howard Payne	Nov. 13, 2013
18	at UTSA	Feb. 6, 1986
7. 17	Sul Ross State	Dec. 21, 2015
17	Houston Baptist	Jan. 25, 2010
17	SE Louisiana	Jan. 3, 1987
17	at Arkansas State	Jan. 26, 1981
17	Westmont	Dec. 1, 1980

LARGEST MARGIN OF VICTORY

Total	Opponent	Date
1. 69 (154-85)	Huston-Tillotson	Nov. 29, 1990
2. 66 (130-64)	Huston-Tillotson	Nov. 28, 1991
3. 64 (117-53)	Howard Payne	Dec. 22, 2020
4. 63 (149-86)	University of Dallas	Dec. 8, 1990
5. 61 (109-48)	Dallas Christian	Dec. 17, 2020
6. 60 (121-61)	Schreiner	Dec. 3, 1992
7. 58 (103-45)	Hardin-Simmons	Dec. 29, 2001
8. 56 (101-45)	Austin College	Dec. 3, 1991
9. 53 (126-73)	Texas Wesleyan	Dec. 7, 1981

FEWEST POINTS ALLOWED

Total	Opponent	Date
1. 36 (31-36)	at SMU	Dec. 16, 1989
2. 40 (66-40)	Sam Houston State	Jan. 11, 2012
40 (73-40)	Grambling	Nov. 25, 2015
40 (98-40)	Sul Ross	Dec. 21, 2015
5. 41 (42-41)	SE Louisiana	Nov. 30, 1983
6. 42 (43-42)	vs. Oklahoma Baptist	Dec. 29, 1961
7. 44 (51-44)	at UT Pan American	Dec. 19, 1996
8. 45 (88-45)	Texas Lutheran	Nov. 12, 2010
45 (103-45)	Hardin-Simmons	Dec. 29, 2001
45 (101-45)	Austin College	Dec. 3, 1991

PLAYERS IN DOUBLE-FIGURE POINTS

Total	Opponent	Date
1. 8	Howard Payne	Dec. 22, 2020
8	Texas Wesleyan	Dec. 7, 1981
3. 7	Austin College	Jan. 30, 2007
7	at Sam Houston State	Dec. 28, 1998
7	Wayland Baptist	Dec. 1, 1971
6. 6, 26x	**LAST TIME: MARY HARDIN-BAYLOR**	**NOV. 13, 2021**

PLAYERS WITH DOUBLE-FIGURE REBOUNDS

Total	Opponent	Date
1. 4	Huston-Tillotson	Nov. 29, 1990
4	at West Texas A&M	Feb. 2, 1970
3. 3	Arkansas State	Jan. 21, 2016
3	at Texas Wesleyan	Dec. 11, 1980
3	Adams State	Dec. 19, 1974
3	Lamar	Feb. 26, 1972
3	Arkansas State	March 2, 1970
3	Lamar	Feb. 14, 1967
3	at Trinity	Feb. 23, 1965
3	Texas Wesleyan	Dec. 3, 1964
11. 2, 81x	**LAST: AT ORAL ROBERTS**	**DEC. 16, 2021**

PLAYERS WITH 20+ POINTS

Total	Opponent	Date
1. 5	Huston-Tillotson	Nov. 29, 1990
2. 4	North Texas	Feb. 25, 1991
4	University of Dallas	Dec. 8, 1990
4. 3	at Sam Houston State	Jan. 28, 1998
3	at Sam Houston State	Feb. 20, 1993
3	North Texas	Feb. 15, 1992
3	at Sam Houston State	Jan. 9, 1992
3	Nicholls	Dec. 3, 1990
3	SE Louisiana	Dec. 1, 1990
3	at ULM	Mar. 4, 1989
3	Oklahoma State	Jan. 14, 1984
3	vs. Northeastern	Jan. 9, 1981
3	at Centenary	Jan. 5, 1981
3	McNeese State	Jan. 28, 1980
3	Texas A&M Kingsville	Feb. 7, 1976
3	Lamar	Feb. 14, 1967

SINGLE-GAME TEAM PROGRAM RECORDS

FEWEST POINTS

Total (Score)	Opponent	Date
1. 31 (31-36)	at SMU	Dec. 16, 1989
2. 35 (35-50)	Denver	Dec. 31, 2012
3. 36 (36-64)	**AT NORTH TEXAS**	**NOV. 18,2021**
4. 41 (41-57)	at SE Louisiana	Jan. 8, 2005
5. 42 (42-41)	SE Louisiana	Nov. 30, 1983
6. 43 (43-51)	ULM	Feb. 27, 1997
43 (43-64)	East Texas Baptist	Dec. 6, 1962
43 (43-42)	vs. Oklahoma Baptist	Dec. 29, 1961
9. 44 (44-92)	at Kentucky	Nov. 25, 2014
44 (44-71)	at Stephen F. Austin	Jan. 24, 2004
44 (44-61)	Seattle	Jan. 17, 2013
44 (44-69)	at Oklahoma State	Dec. 19, 2013
13. 45 (45-88)	**AT OKLAHOMA STATE**	**NOV. 9, 2021**
45 (45-65)	at Missouri	Dec. 4, 2018
45 (45-76)	at Texas	Nov. 7, 2002
45 (45-66)	at Texas State	Jan. 9, 1998
In a Win		
42 (42-41)	SE Louisiana	Nov. 30, 1983
In Conference Play		
35 (35-50)	Denver (Western Athletic Conference)	Dec. 31, 2012
vs. Non-Conference Opponent		
31 (31-36)	at SMU	Dec. 16, 1989

FEWEST POINTS AT HOME

Total (Score)	Opponent	Date
1. 35 (35-50)	Denver	Dec. 31, 2012
2. 42 (42-41)	SE Louisiana	Nov. 30, 1983
3. 43 (43-51)	ULM	Feb. 27, 1997
43 (43-64)	East Texas Baptist	Dec. 6, 1962
5. 44 (44-61)	Seattle	Jan. 17, 2013
6. 46 (46-64)	Boise State	Jan. 2, 2013
46 (46-64)	Oklahoma Baptist	Dec. 5, 1961
8. 47 (47-55)	UT Pan American	Dec. 21, 1959
9. 48 (48-52)	ULM	Feb. 29, 1992
48 (48-49)	McNeese State	Feb. 12, 1983

FEWEST POINTS ON THE ROAD

Total (Score)	Opponent	Date
1. 31 (31-36)	SMU	Dec. 16, 1989
2. 36 (36-64)	**NORTH TEXAS**	**NOV. 18, 2021**
3. 41 (41-57)	SE Louisiana	Jan. 8, 2005
4. 44 (44-69)	Oklahoma State	Dec. 19, 2012
44 (44-71)	Stephen F. Austin	Jan. 24, 2004
6. 45 (45-88)	**AT OKLAHOMA STATE**	**NOV. 9, 2021**
45 (45-65)	Missouri	Dec. 4, 2018
45 (45-76)	Texas	Nov. 7, 2002
45 (45-66)	Texas State	Jan. 9, 1998
10. 47 (47-67)	#14 Oregon	Nov. 17, 2019
11. 48 (48-66)	Nicholls	Jan. 8, 2011
12. 49 (49-76)	SE Missouri State	Jan. 7, 1985
49 (49-81)	Memphis	Dec. 4, 1968
14. 50 (50-70)	**AT OKLAHOMA**	**DEC.19, 2021**
50 (50-57)	Appalachian State	Feb. 6, 2020
50 (50-47)	Texas State	Feb. 27, 2003
50 (50-106)	Creighton	Nov. 17, 2002
50 (50-70)	Hardin-Simmons	Jan. 9, 1975
50 (50-65)	ULM	Mar. 6, 1990
50 (50-64)	Sam Houston State	Dec. 11, 1959

FEWEST POINTS AT A NEUTRAL SITE

Total (Score)	Opponent	Date
1. 43 (43-42)	Oklahoma Baptist	Dec. 29, 1961
2. 49 (49-61)	UNC Greensboro	Nov. 15, 2005
49 (49-68)	Trinity	Dec. 29, 1960
4. 50 (50-81)	McNeese State	March 5, 1997

SMALLEST COMBINED SCORE

Total (Score)	Opponent	Date
1. 67 (31-36)	at SMU	Dec. 16, 1989
2. 83 (42-41)	SE Louisiana	Nov. 30, 1983
3. 85 (35-50)	Denver	Dec. 31, 2012
85 (43-42)	vs. Oklahoma Baptist	Dec. 29, 1961
5. 94 (43-51)	ULM	Feb. 27, 1997
6. 95 (51-44)	UT Pan American	Dec. 19, 1996
7. 97 (48-49)	McNeese State	Feb. 12, 1983
97 (50-47)	at Texas State	Feb. 27, 2003
9. 98 (51-47)	vs. Alabama State	Dec. 22, 1995
98 (41-57)	at SE Louisiana	Jan. 8, 2005
98 (52-46)	at McNeese State	Feb. 10, 2007
12. 100 (36-64)	**AT NORTH TEXAS**	**NOV. 18, 2021**
100 (48-52)	ULM	Feb. 29, 1992
14. 102 (47-55)	UT Pan American	Dec. 21, 1959
15. 103 (56-47)	**LAMAR**	**DEC. 11, 2021**

FEWEST POINTS IN A HALF

Total (Half)	Opponent	Date
1. 8 (2nd)	at SMU	Dec. 16, 1989
2. 12 (1st)	**AT NORTH TEXAS**	**NOV. 18, 2021**
12 (1st)	at Kentucky	Nov. 25, 2014
4. 14 (1ST)	**AT OKLAHOMA STATE**	**NOV. 9, 2021**
14 (1st)	Little Rock	Jan. 23, 2016
6. 15 (1st)	at Toledo	Dec. 29, 1989
7. 17 (1st)	Denver	Dec. 31, 2012
17 (1st)	at Oklahoma State	Dec. 17, 2012
17 (1st)	at Nicholls	Jan. 8, 2011
17 (1st)	at Stephen F. Austin	Jan. 27, 2007
17 (1st)	at New Mexico	Dec. 29, 2005
17 (1st)	vs. UNC Greensboro	Nov. 15, 2005
17 (1st)	at ULM	Jan. 23, 1997
17 (1st)	at Texas A&M Commerce	Dec. 10, 1962
15. 18 (1ST)	**AT OKLAHOMA**	**DEC. 11, 2021**
18 (1st)	Boise State	Jan. 2, 2013
18 (2nd)	Denver	Dec. 31, 2012
18 (1st)	New Mexico	Jan. 3, 2005
18 (1st)	at SE Louisiana	Nov. 30, 1983

FEWEST FIELD GOALS MADE

Total	Opponent	Date
1. 12	**AT NORTH TEXAS**	**NOV. 18, 2021**
12	at SMU	Dec. 16, 1989
3. 13	at SE Louisiana	Jan. 8, 2005
13	at Stephen F. Austin	Jan. 24, 2004
13	Denver	Dec. 31, 2012
6. 14	vs. UNC Greensboro	Nov. 15, 2005
14	at Memphis	Dec. 4, 1968
8. 15	at #14 Oregon	Nov. 17, 2019
15	at Stephen F. Austin	Feb. 24, 2005
15	at TCU	Nov. 22, 2003
15	Arkansas State	Jan. 6, 1968

FEWEST FIELD GOALS ATTEMPTED

Total	Opponent	Date
1. 29	at Nicholls	Jan. 8, 2011
2. 31	Arkansas State	Jan. 6, 1968
3. 33	Midwestern State	Dec. 20, 1967
4. 35	at Houston Baptist	Jan. 18, 1982

LOWEST FIELD GOAL % (Min. 50 Attempts)

Pct. (FG-A)	Opponent	Date
1. .234 (15-64)	at #14 Oregon	Nov. 17, 2019
2. .235 (12-51)	at Texas State	Jan. 9, 1999
3. .255 (14-55)	vs. UNC Greensboro	Nov. 15, 2005
4. .257 (18-70)	Montana	Dec. 28, 1996
5. .258 (16-62)	Seattle	Jan. 17, 2013
6. .265 (18-68)	Louisiana	Jan. 16, 2021
7. .268 (19-71)	at Gonzaga	Dec. 18, 2018
8. .270 (17-63)	at Kentucky	Nov. 25, 2014
9. .274 (17-62)	Sam Houston State	Jan. 11, 1990
10. .279 (17-61)	vs. McNeese State	Mar. 5, 1997

FEWEST FREE THROWS MADE

Total	Opponent	Date
1. 0	at Hardin-Simmons	Jan. 9, 1975
2. 1	at Oklahoma State	Dec. 19, 2012
1	at Centenary	Feb. 5, 1973
1	vs. Georgia Southern	Dec. 29, 1972
5. 2, 12x	Last vs. Harvard	Dec. 28, 1998

FEWEST FREE THROW ATTEMPTS

Total	Opponent	Date
1. 1	at Hardin-Simmons	Jan. 9, 1975
2. 2	McNeese State	Feb. 28, 1977
2	at Centenary	Feb. 5, 1973
4. 4, 9x	Last at Stony Brook	Dec. 23, 2000

LOWEST FREE THROW % (Min. 10 Attempts)

Pct. (FT-A)	Opponent	Date
1. .182 (2-11)	vs. Alabama State	Dec. 22, 1995
2. .285 (4-14)	at Lamar	Mar. 5, 1985
3. .300 (3-10)	**AT OKLAHOMA STATE**	**NOV. 9, 2021**
4. .357 (5-14)	ULM	Jan. 16, 1999
.357 (5-14)	at Louisiana Tech	Feb. 9, 1981
6. .360 (9-25)	Northwestern State	Feb. 15, 1990
7. .364 (4-11)	at Missouri	Dec. 4, 2018

FEWEST REBOUNDS

No.	Opponent	Date
1. 21	at Texas	Jan. 3, 2004
21	Sam Houston State	Mar. 2, 2000
21	vs. Valparaiso	Jan. 10, 1981
4. 22	at Nicholls	Jan. 8, 2011
22	at Stephen F. Austin	Jan. 27, 2007
22	at ULM	Feb. 5, 2004
22	at Samford	Nov. 27, 1999
22	Louisiana Tech	Feb. 26, 1981
9. 23, 4x	Last vs. Miami	Nov. 13, 2005

ALL-TIME PROGRAM OVERTIME GAMES

Date	Opponent	W/L	Score
02-04-64	Arkansas State	L	76-82
02-16-65	Arkansas State	L	** 99-100
01-04-66	at Austin College	W	70-63
01-08-66	Lamar	L	** 91-93
02-14-67	Lamar	W	*** 138-135
01-20-68	at Texas Tech	L	83-93
01-30-68	at Texas Wesleyan	W	113-109
02-02-70	West Texas A&M	W	88-84
12-11-71	Hardin-Simmons	W	**** 118-117
01-10-72	at Butler	W	87-82
02-26-72	Lamar	W	96-92
12-23-72	Hardin-Simmons	W	81-76
01-18-73	Centenary	W	74-72
02-15-73	West Texas A&M	W	** 87-85
01-11-75	at E. New Mexico	L	69-70
01-10-76	at Denver	W	99-97
01-12-77	North Texas	L	101-105
02-21-77	Louisiana Tech	W	92-90
12-09-77	at Pepperdine	L	88-89
02-04-78	Louisiana Tech	L	** 77-79
01-12-80	North Texas	W	** 99-97
01-28-80	McNeese State	L	** 97-98
02-11-80	at Louisiana	L	79-86
02-13-80	at McNeese State	W	71-69
12-18-80	Centenary	W	81-78
01-31-81	Lamar	L	84-89
02-20-82	at Arkansas State	W	60-58
01-13-83	Texas Southern	L	** 102-104
02-10-83	at North Texas	L	98-105
12-05-83	Missouri State	W	63-58
02-02-84	ULM	L	71-74
02-09-85	ULM	W	75-74

Date	Opponent	W/L	Score
11-29-85	Tarleton State	W	81-79
01-03-86	at Florida Southern	L	79-81
01-21-86	at Hardin-Simmons	L	75-79
02-21-87	at U.S. International	L	89-94
01-18-88	UTSA	L	72-79
01-30-88	at Texas State	L	73-75
02-23-88	Hardin-Simmons	L	87-88
12-30-89	vs. UNC Wilmington	L	64-66
12-11-92	vs. Gonzaga	W	** 95-87
12-11-93	TAMU-Commerce	W	** 100-97
12-29-93	at Chaminade	L	91-92
11-29-95	Grambling State	L	82-86
01-15-97	Texas State	W	66-63
01-30-97	McNeese State	W	69-67
02-13-97	Sam Houston State	L	75-78
12-28-98	at Sam Houston State	W	*** 124-123
02-06-99	Stephen F. Austin	W	** 85-83
11-22-99	at Arkansas	L	95-102
03-08-00	Northwestern State#	L	83-88
01-27-01	Sam Houston State	W	94-86
02-10-01	UTSA	W	86-77
03-07-01	at Sam Houston State#	L	** 98-103
12-20-01	at SE Louisiana	W	69-60
01-02-02	Oral Roberts	W	83-77
03-07-03	ULM	W	** 85-84
01-22-05	ULM	W	80-76
12-17-05	at San Diego	W	94-91
03-07-06	at Sam Houston State#	L	** 84-86
11-18-06	at TCU	L	** 89-97
01-11-07	at Nicholls	L	81-83
12-17-07	at TCU	L	74-77
01-10-08	at Central Arkansas	L	68-70

Date	Opponent	W/L	Score
01-17-09	at UTSA	W	** 100-97
11-18-09	North Texas	L	** 99-101
01-05-10	Utah Valley	W	90-85
02-03-10	Texas A&M-Corpus Christi	W	71-66
02-16-11	Stephen F. Austin	W	66-65
02-19-11	at Southeastern Louisiana	W	68-66
02-26-11	at Northwestern State	L	71-78
12-17-11	at Tulsa	L	75-80
12-21-13	CSU Bakersfield	W	79-75
01-09-14	ULM	W	83-79
02-01-14	at Georgia State	L	91-101
03-06-14	at Troy	W	** 87-86
12-01-15	at Texas	L	73-80
01-16-16	at South Alabama	L	85-88
02-18-16	Louisiana	W	84-83
02-10-18	Texas State	W	70-68
12-21-18	at Cal Poly	W	75-70
2-2-19	at rv Texas State	W	** 84-77
2-23-19	ULM	W	** 91-86
2-28-20	Texas State	L	*** 85-87
1-29-21	at Arkansas State	L	75-83
11-16-21	Abilene Christian	L	71-80
12-30-21	South Alabama	W	89-87
1-8-22	at Georgia Southern	L	73-74
1-15-22	ULM	L	55-62

* Indicates How Many Overtimes If More Than One
\# Southland Conference Tournament

ALL-TIME OVERTIME RECORDS:
TOTAL: 89 Games (46-43)
1 OT: 66 Games (33-33)
2 OT: 19 Games (10-9)
3 OT: 3 Games (2-1)
4 OT: 1 Games (1-0)

PROGRAM MILESTONE VICTORIES

Win 1 – UT Arlington 70, East Central Okla. 57 – 11/24/59
In their first game at the NCAA level, the Mavericks got 27 points from Ed Russell to defeat the Tigers.

Win 50 – UT Arlington 82, Bishop College 78 – 12/30/65
The Mavericks defeated Bishop College in the third-place game of the Cotton Bowl Classic.

Win 100 – UT Arlington 95, South Dakota State 81 – 12/6/71
Mark Burden scored 21 points and pulled down a then-record 17 rebounds. The win propelled UT Arlington to its most-ever victories in the SLC.

Win 150 – UT Arlington 81, Houston Baptist 69 – 12/7/77
The victory ended the longest losing streak in UT Arlington history at 21 games.

Win 200 – UT Arlington 93, Lousiana 83 – 2/21/81
Arguably the best Maverick squad ever, UT Arlington defeats a tough Ragin' Cajun side that propels the team to its first appearance in the NIT.

Win 250 – UT Arlington 74, San Francisco 65 – 12/21/85
UT Arlington defeats the Dons in the consolation game of the Albertsons Classic in Boise, Idaho.

Win 300 – UT Arlington 108, at Nicholls 84 – 1/2/91
Leonard Wilson scores 31 points and UT Arlington all-time leading scorer Willie Brand adds 22. The victory starts an eight-game winning streak for the Mavericks.

Win 350 – UT Arlington 70, North Texas 68 – 1/15/94
Trailing by three points at halftime, the Mavericks rally to defeat the Mean Green. The victory snaps a six-game losing streak.

Win 400 – UT Arlington 87, at Air Force 78 – 12/19/98
The Mavericks scored 52 points in the second half to erase a halftime deficit in Colorado Springs, Colo.

Win 450 – UT Arlington 81, Texas Wesleyan 65 – 11/30/02
The victory is UT Arlington's ninth straight versus the crosstown-rival Rams.

Win 500 – UT Arlington 87, UT Tyler 72 – 12/22/05
Brady Dawkins registers 15 points and seven assists in the victory over the Patriots.

Win 550 – UT Arlington 75, Utah Valley 64 - 1/3/2009
The Mavs end a five-game skid against Utah Valley behind 17 points from Ryan Toolson

Win 600 – UT Arlington 91, Lamar 82 - 1/14/2012
UTA wins its seventh in a row, on the way to a 16-game winning streak and 15-1 SLC record.

Win 650 – UT Arlington 87, Houston Baptist 69 - 12/22/2014
Jamel Outler drained seven 3-point field goals to help the Mavs move to 3-1 on the season with a homecoming victory.

Win 700 – UT Arlington 89, South Alabama 83 - 1/16/2017
The Mavs used a 16-point second half run then held off the Jaguars in Mobile, Ala.

Win 750 – UT Arlington 67, Georgia Southern 58 - 3/16/2019
UTA closed the Sun Belt Tournament semifinal matchup on a 10-0 run after Georgia Southern took a 58-57 lead with 5 minutes remaining in regulation and advanced to the Sun Belt Tournament Final for the second-straight year.

ALL-TIME PROGRAM POSTSEASON HISTORY

SOUTHLAND CONFERENCE

Year	Seed	Opponent	Rnd	W/L	Score	Site
1981	3	McNeese (6)	QF	L	74-79	Arlington, Texas
1982	3	Lamar (2)	SF	W	78-73	Lafayette, La.
		Louisiana (1)	F	L	75-81	Lafayette, La.
1983	7	Arkansas State (6)	QF	L	56-66	Beaumont, Texas
1984	7	ULM (2)	QF	L	86-108	Monroe, La.
1985	6	Lamar (3)	QF	L	70-98	Beaumont, Texas
1986	7	McNeese (23)	QF	L	71-85	Lake Charles, La.
1988	5	Northwestern State (3)	QF	W	74-69	Natchitoches, La.
		ULM (2)	SF	L	63-78	Denton, Texas
1989	6	ULM (3)	QF	L	75-81	Monroe, La.
1990	5	Sam Houston State (4)	QF	W	72-66	Monroe, La.
		ULM (1)	SF	L	50-65	Monroe, La.
1991	2	North Texas (3)	SF	W	97-91	Monroe, La.
		ULM (1)	F	L	60-87	Monroe, La.
1992	5	Nicholls (4)	QF	W	77-62	San Antonio, Texas
		UTSA (1)	SF	L	75-94	San Antonio, Texas
1993	4	Texas State (5)	QF	W	83-79	Monroe, La.
		ULM (1)	SF	L	82-106	Monroe, La.
1995	7	ULM (2)	QF	L	61-75	Monroe, La.
1997	6	McNeese (3)	QF	L	50-81	Shreveport, La.
1998	6	UTSA (3)	QF	W	56-52	Shreveport, La.
		Northwestern State (2)	SF	W	77-72	Shreveport, La.
		Nicholls (1)	F	L	81-84	Shreveport, La.
2000	4	Northwestern State (5)	QF	L	83-88 (OT)	Arlington, Texas
2001	5	Sam Houston State (4)	QF	L	98-103 (2OT)	Huntsville, Ala.
2003	3	McNeese (6)	QF	L	67-78	Arlington, Texas
2004	1	ULM (8)	QF	W	77-62	Arlington, Texas
		Stephen F. Austin (4)	SF	L	68-69	Arlington, Texas
2005	8	Northwestern State (1)	QF	L	67-71	Natchitoches, La.
2006	7	Sam Houston State (2)	QF	L	84-86 (2OT)	Huntsville, Ala.
2007	5	McNeese (4)	QF	L	76-77	Houston, Texas
2008	7	Lamar (2)	QF	W	81-75	Katy, Texas
		Sam Houston State (3)	SF	W	72-66	Katy, Texas
		Northwestern State (5)	F	W	82-79	Katy, Texas
2009	5	A&M-Corpus Christi (4)	QF	L	72-79	Katy, Texas
2010	7	Stephen F. Austin (2)	QF	L	54-77	Katy, Texas
2012	1	Nicholls (8)	QF	W	62-48	Katy, Texas
		McNeese (4)	SF	L	72-92	Katy, Texas

WESTERN ATHLETIC CONFERENCE

Year	Seed	Opponent (Seed)	Rnd	W/L	Score	Site
2013	4	Utah State (5)	QF	W	83-78	Las Vegas, Nev.
		UTSA (9)	SF	W	69-53	Las Vegas, Nev.
		New Mexico State (3)	F	L	55-64	Las Vegas, Nev.

SUN BELT CONFERENCE

Year	Seed	Opponent (Seed)	Rnd	W/L	Score	Site
2014	6	ULM (7)	1st	W	68-65	New Orleans, La.
		Louisiana (3)	QF	L	85-91	New Orleans, La.
2015	5	Texas State (8)	1st	L	62-68	New Orleans, La.
2016	3	Texas State (7)	QF	W	72-63	New Orleans, La.
		ULM (2)	SF	L	71-82	New Orleans, La.
2017	1	Coastal Carolina (8)	QF	W	74-51	New Orleans, La.
		Texas State (4)	SF	L	62-83	New Orleans, La.
2018	4	Appalachian State (5)	QF	W	84-68	New Orleans, La.
		Louisiana (1)	SF	W	71-68	New Orleans, La.
		Georgia State (2)	F	L	61-74	New Orleans, La.
2019	2	Georgia Southern (3)	SF	W	67-58	New Orleans, La.
		Georgia State (1)	F	L	64-73	New Orleans, La.
2020	7	Coastal Carolina (10)	1st	L	62-63	Arlington, Texas
2021	3W	Troy (6E)	1st	L	86-91	Pensacola, Fla.

NCAA TOURNAMENT (NCAA)

Year	Seed	Opponent (Seed)	Rnd	W/L	Score	Site
2008	16	Memphis (1)	1st	L	63-87	Little Rock, Ark.

NATIONAL INVITATION TOURNAMENT (NIT)

Year		Opponent	Rnd	W/L	Score	Site
1981		South Alabama	1st	L	71-74	Mobile, Ala.
2012		Washington	1st	L	72-82	Seattle, Wash.
2017	6	BYU (3)	1st	W	105-89	Provo, Utah
		Akron (7)	2nd	W	85-69	Arlington, Texas
		Cal State Bakersfield (8)	QF	L	76-80	Arlington, Texas

COLLEGEINSIDERS.COM INVITATIONAL TOURNAMENT (CIT)

Year	Opponent	Rnd	W/L	Score	Site
2013	Oral Roberts	1st	L	76-83	Arlington, Texas
2016	Savannah State	1st	W	75-59	Savannah, Ga.
	NJIT	QF	L	60-63	Newark, N.J.

CONFERENCE TOURNAMENTS

By Round	W	L
First Round	1	3
Quarterfinals	12	17
Semifinals	7	8
Finals	1	6

By Site	W	L
Arlington	1	5
Beaumont	0	2
Denton	0	1
Houston	0	1
Huntsville	0	2
Katy	4	3
Lafayette, La.	1	1
Lake Charles, La.	0	1
Las Vegas, Nevs.	2	1
Monroe, La.	3	6
Natchitoches, La.	1	1
New Orleans, La.	6	6
Pensacola, Fla.	0	1
San Antonio	1	1
Shreveport, La.	2	2

By Opponents	W	L
A&M-Corpus Christi	0	1
Appalachian State	1	0
Arkansas State	0	1
Coastal Carolina	1	1
Georgia Southern	1	0
Georgia State	0	2
Lamar	2	1
Louisiana	1	2
McNeese	0	6
New Mexico State	0	1
Nicholls	2	1
North Texas	1	0
Northwestern State	3	2
Sam Houston State	2	2
Stephen F. Austin	0	2
Texas State	2	2
Troy	0	1
ULM	2	8
UTSA	2	1
Utah State	1	0

By Coaches	W	L
Bob LeGrande	1	6
Jerry Stone	1	1
Mark Nixon	4	5
Eddie McCarter	3	9
Scott Cross	11	10
Chris Ogden	1	3
TOTAL	**21**	**34**

2022 MEN'S BASKETBALL CHAMPIONSHIP

Pensacola Bay Center | Pensacola, Fla. | Thursday, March 3 - Monday, March 7

FIRST ROUND - THUR., MAR. 3 | **QUARTERFINALS** - SAT., MAR. 5 | **SEMIFINALS** - SUN., MAR. 6 | **CHAMPIONSHIP** - MON., MAR. 7

(8) Seed
ESPN+ Game 1 • 11:30 AM at Pensacola Bay Center
(9) Seed
Winner Game 1

ESPN+ Game 5 • 11:30 AM at Pensacola Bay Center
(1) Seed
Winner Game 5

(4) Seed
ESPN+ Game 6 • 2:00 PM at Pensacola Bay Center
Winner Game 6

(5) Seed
ESPN+ Game 2 • 2:00 PM at Pensacola Bay Center
(12) Seed
Winner Game 2

ESPN+ Game 9 • 5:00 PM at Pensacola Bay Center
Winner Game 9

(6) Seed
ESPN+ Game 3 • 5:00 PM at Pensacola Bay Center
(11) Seed
Winner Game 3

ESPN+ Game 7 • 5:00 PM at Pensacola Bay Center
(3) Seed
Winner Game 7

(2) Seed
ESPN+ Game 8 • 7:30 PM at Pensacola Bay Center
Winner Game 8

(7) Seed
ESPN+ Game 4 • 7:30 PM at Pensacola Bay Center
(10) Seed
Winner Game 4

ESPN+ Game 10 • 7:30 PM at Pensacola Bay Center
Winner Game 10

ESPN+ Game 11 • 6:00 PM at Pensacola Bay Center
Winner Game 11

CHAMPIONS

All times central and subject to change

SUN BELT REGULAR SEASON AND TOURNAMENT INFO

The 2021-22 Sun Belt Conference regular-schedule season features a divisional structure model, but the league will not utilize East/West divisions for conference standings this year – as was the case last year due to COVID when only East teams played East teams and West teams played West teams.

UTA will play 18 total Sun Belt games: 10 home and away against divisional opponents (Texas State, Louisiana, ULM, Little Rock, Arkansas State), and eight non-division contests. For the Mavericks, that results in them playing seven teams in the conference twice (those five "West" members, plus South Alabama and Troy), but will only face Georgia State, Georgia Southern, Coastal Carolina and App State once. Three of those four programs reached the Sun Belt Tournament semifinals last year, with App State winning the title. Teams will be seeded 1-12 for the conference tournament based off regular-season standings. The top-four teams earn 1st-round byes through to the quarterfinals on Saturday, Mar. 5.

After reaching the Sun Belt Final in 2018 and 2019, UTA has lost in the First Round each of the past two seasons. The only other time the Mavs have lost in the opening round of the Sun Belt Tournament was in 2015 to Texas State.

Seeding in the Sun Belt Championship will be based on overall conference winning percentage. However, teams will be required to play a minimum of 80 percent of the average number of conference games played in order to use their overall conference winning percentage for seeding in the conference championship. Teams falling below the 80-percent threshold will be seeded at the bottom of the championship bracket with overall conference winning percentage, among the teams that fall below the threshold, being used to determine their seed for the tournament.

2021-22 UTA MEN'S BASKETBALL

KAODIRICHI AKOBUNDU-EHIOGU
6-9 | 202 | R-SO | F
Lagos, Nigeria

JAVON LEVI
5-11 | 163 | GR | G
Killeen, Texas

HAYDEN BRITTINGHAM
6-5 | 209 | FR | F
Fort Worth, Texas

CARSON BISCHOFF
6-4 | 210 | R-JR | G
Ogden, Utah

DAVID AZORE
6-4 | 211 | GR | G
Houston, Texas

BRANDYN TALBOT
6-5 | 176 | FR | G
Newmarket, Ontario

JACK HOIBERG
5-11 | 172 | GR | G
Burr Ridge, Ill.

LAZARO ROJAS
6-11 | 239 | GR | F
Porto Seguro, Brazil

ANTONIO ROMANELLI
6-0 | 174 | FR | G
Sydney, Australia

NICOLAS ELAME
6-3 | 192 | SO | G
Paris, France

PEDRO CASTRO
6-6 | 190 | GR | G
Fort Worth, Texas

SHEMAR WILSON
6-9 | 225 | FR | F
Avondale, Ariz.

PATRICK MWAMBA
6-7 | 201 | R-SO | F
Bukavu, Congo

MONTEZ YOUNG JR.
6-5 | 192 | FR | F
Waxahachie, Texas

NATHANIEL SPURGEON
6-0 | 165 | SR | G
Azle, Texas

GREG YOUNG
HEAD COACH (HC)
1st Season | 13th With UTA

ROYCE JOHNSON
ASSOCIATE HC

DWIGHT THORNE II
ASSISTANT COACH

MATTHEW McGANN
VIDEO COORDINATOR

MATT SEGURA
STRENGTH COACH

SAMUEL TARVER
GRADUATE ASST.

JASON MacBAIN
ASSOCIATE AD

RILEY DAVIS
ASSISTANT HC

PARKER EIDSON
OPERATIONS DIR.

ROYAL MILTON III
ATHLETIC TRAINER

JACOB MAHJOUB
GRADUATE ASST.

JALEN JONES
GRADUATE ASST.

RACHAEL MORGAN
ADMIN. ASSISTANT