

# UT ARLINGTON MEN'S BASKETBALL



## 2021-22 INFOGRAPHIC GAME NOTES

Associate AD for Communications: Jason MacBain | Cell: 315.750.0236 | Email: jason.macbain@uta.edu | Twitter: @JaBain

### SCHEDULE / RESULTS

8-8	4-1	6-1	2-7	0-0
OVERALL	SUN BELT	HOME	AWAY	NEUTRAL

#### NOVEMBER (2-5) CST / RESULT

9	@ RV Oklahoma State ESPN+	L, 88-45
13	MARY HARDIN-BAYLOR ESPN+	W, 104-75
16	ABILENE CHRISTIAN ESPN+	L, 80-71 (OT)
18	@ North Texas	L, 64-36
20	@ San Diego State	L, 68-62
27	@ RV Utah State	L, 80-61
29	@ UC Santa Barbara	W, 70-62

#### DECEMBER (3-2)

7	NEVADA (COVID PROTOCOL W/ NEVADA)	CANCELED
11	LAMAR ESPN+	W, 56-47
16	@ Oral Roberts	L, 71-62
19	@ RV Oklahoma BALLY SPORTS OKLAHOMA	L, 70-50
22	HOWARD PAYNE ESPN+	W, 95-46
30	SOUTH ALABAMA* ESPN+	W, 89-87 (OT)

#### JANUARY (3-1)

1	TROY* ESPN+	W, 62-57
6	@ Georgia State* ESPN+	W, 70-63
8	@ Georgia Southern* ESPN+	L, 74-73 (OT)
13	LOUISIANA* ESPN+	W, 83-73
15	ULM* ESPN+	2 PM
20	@ Arkansas State* ESPN+	7 PM
22	@ Little Rock* ESPN+	2 PM
27	TEXAS STATE* ESPN+	7 PM
29	@ Texas State* ESPN+	4 PM

#### FEBRUARY (0-0)

3	COASTAL CAROLINA* ESPN+	7 PM
5	APP STATE* ESPN+	5 PM
10	@ ULM* ESPN+	6:30 PM
12	@ Louisiana* ESPN+	2 PM
17	LITTLE ROCK* ESPN+	7 PM
19	ARKANSAS STATE* ESPN+	2 PM
23	@ Troy* ESPN+	6 PM
25	@ South Alabama* ESPN+	7 PM

#### MARCH (0-0)

3	Sun Belt Tournament First Round ESPN+	TBA
5	Sun Belt Tournament Quarterfinals ESPN+	TBA
6	Sun Belt Tournament Semifinals ESPN+	5 / 7:30 PM
7	Sun Belt Tournament Final ESPN / ESPN2	6 PM

All Times Subject To Change

\* Denotes Sun Belt Conference Opponent

Sun Belt Tournament: Pensacola Bay Center | Pensacola, FL

### UT ARLINGTON (8-8, 4-1) vs. ULM (9-8, 1-4)

Arlington, TX | College Park Center (7,000)

Video: ESPN+ | Jared Sandler | Fred Williams

Radio: KTNO 620 AM | The Varsity Network | Josh Sours

Series History: ULM Leads, 51-26 (More Info: Page 2)



Greg Young: 176-147 (8-8 @ UTA) | HEAD COACHES | Keith Richard: 287-338 (137-221 @ ULM)

### THE OPENING TIP(S)

❖ UTA will be looking to match its best-ever start to a Sun Belt season at 5-1. The Mavericks also commenced the 2015-16 campaign 5-1.

❖ Javon Levi recorded just the third triple-double in program history with 14 points, 10 rebounds and 10 assists in the 83-73 win over Louisiana on Thursday. Erick Neil had the only other two for UTA on Nov. 27, 2017, versus UT Dallas (10p, 10r, 13a), and on Jan. 28, 2016, at ULM (27p, 10r, 12a).

❖ The Mavs have already knocked off the top-2 teams in the Sun Belt Preseason Poll in Georgia State and Louisiana. UTA defeated the Ragin' Cajuns despite not having David Azore – the Sun Belt's leading scorer in conference games at a gaudy 26 per contest – due to COVID protocols. Azore is the only player in the Sun Belt with a 30-point game in conference action this year, and he's got two already (30 versus South Alabama on Dec. 30; 33 at Georgia Southern on Jan. 8).



KAO 2ND NATIONALLY CAREER RPG LEADER (3.09)

### PROBABLE STARTERS

#### 1 JAVON LEVI

5-11 | 163 | G | Grad.  
Killeen, TX | UTRGV | Shoemaker HS  
6.2 PPG | 4.8 RPG | 5 APG



#### 20 NICOLAS ELAME

6-3 | 192 | G | So.  
Paris, France | Bella Vista Prep  
7.9 PPG | 2.8 RPG | 1.3 APG



#### 24 MONTEZ YOUNG JR.

6-4 | 211 | G | Grad.  
Houston, TX | Clear Brook HS  
3.7 PPG | 4.8 RPG | .459 FG%



#### 23 PATRICK MWAMBA

6-7 | 201 | F | R-So.  
Bukavu, Congo | NBA Academy Africa  
9.5 PPG | 4.7 RPG | 1.4 SPG



#### 0 K. AKOBUNDU-EHIOGU

6-9 | 202 | F | R-So.  
Lagos, Nigeria | SAGU | Poteet HS  
5.8 PPG | 5.3 RPG | 2.8 BPG



### TWEETABLES

**1)** This would be the fourth-straight game that UTA only has nine available players as Azore, Lazaro Rojas (3.3 ppg, 2.3 rpg) and walk-on Antonio Romanelli are expected to remain in COVID protocol after missing Thursday.

**2)** Against Louisiana, UTA registered season highs versus a Division-I opponent in field goal percentage (55.7), assists (22) and points in regulation (83). The Ragin' Cajuns entered the game ranked 2nd in league games by holding opponents to just 65.3 points per contest and 1st in field goal percentage defense (35.3).

**3)** Patrick Mwamba established career highs in points (22) and assists (five) against Louisiana. Additionally, UTA held a 39-33 half-time lead, and is now 7-0 when leading at the break this year.

**4)** UTA leads the Sun Belt in conference games by securing 41.6 rebounds per contest, ranks 2nd in scoring (75.4) and 3rd in assists (16.4).

**5)** Incredibly, UTA and ULM are two of only three Sun Belt teams to have played all five of their scheduled league games through the first 2+ weeks of the season (App State).

## CLOSING IN ON 1K POINTS



JAVON LEVI

PEDRO CASTRO

DAVID AZORE

Prior to Pedro Castro's season-ending injury, UTA had a distinct possibility this season of having three different players each reach 1,000 career points:

**David Azore: 1,113 | Reached At Oklahoma (Dec. 19)**  
**Javon Levi: 1,017 | Reached At Georgia Southern (Jan. 8)**  
**Pedro Castro: 877 | Needs 123**

### PROGRAM'S 1,000-POINT SCORERS

PLAYER	YEARS	GMS	POINTS
1. Willie Brand	1987-91	113	1907
2. Kevin Hervey	2014-18	115	1783
3. Erick Neal	2014-18	132	1557
4. Anthony Vereen	2005-09	122	1477
5. Steven Thomas	2002-06	115	1411
6. Paul Renfro	1976-80	107	1380
7. Derrick Obasohan	2000-04	113	1308
8. Jeffrey Stewart	1978-82	107	1302
9. Brandon Long	2005-10	125	1277
10. LaMarcus Reed	2009-12	115	1245
11. Bill Washington	1996-00	107	1237
12. Steven Barber	1999-02	82	1229
13. Bobby Kenyon	1988-92	97	1228
14. Jermaine Griffin	2004-08	120	1218
15. Leonard Wilson	1990-93	85	1208
16. Kaelon Wilson	2014-18	132	1191
17. Marquez Haynes	2008-10	60	1174
<b>18. DAVID AZORE</b>	<b>2018-</b>	<b>90</b>	<b>1113</b>
19. Mack Callier	1999-03	111	1111
20. Roge'r Guignard	2006-09	91	1105
21. Ike Mitchell	1983-88	101	1102
22. Brian Myers	1992-96	110	1084
23. Brandon Edwards	2010-14	126	1078
24. Anthony Durham	1993-98	112	1072
25. Mike Nau	1964-67	65	1052
26. John Shelton	1965-69	97	1048
27. Danny Wojciak	1983-87	114	1022
28. Eddie Stallings	1967-69	49	1007

## AZORE PLAYER OF THE WEEK

David Azore earned UTA's first Sun Belt Player of the Week honor in nearly two years on Jan. 4 after averaging 27 points, seven rebounds, shooting 54 percent from the floor and 93 percent from the free throw line.

He is the first Mav to win SBC Player of the Week since Brian Warren on Feb. 4, 2019. Warren was named Co-Player that week, meaning Azore is the first outright winner of the weekly award in the league since Erick Neal on Feb. 26, 2018.

## ABOUT THE MATCHUP



The complete game-by-game series history can be found on page 35.

### SERIES HISTORY -- ULM Leads, 51-26

UTA has won seven-straight games in the series dating back to an 84-71 loss in Monroe on Feb. 15, 2018. Overall, the Mavs have won 10 of the last 11 meetings in the series. While the Warhawks have a commanding lead in the all-time series, the Mavs have won 17 of the past 23 meetings, and 19 of 27 dating back to 2003.

• The Warhawks are expected to be without two of their top-3 leading scorers in Andre Jones (13.7) and Koreem Ozier (12.1) due to COVID protocols. ULM allows a league-worst 82.6 points per game in Sun Belt action, but ranks 2nd in both 3-point percentage (35.4) and 3-pointers made (8/game). ULM also leads the league in conference games with an assist-to-turnover ratio of 1.6. **UTA boasts a league-best rebound margin average in conference games at +6, while ULM is second-to-last in that category at -8.**

## CHALLENGING THEMSELVES

UTA played the hardest non-conference schedule of any Sun Belt team (17th-toughest in the nation). The Mavs faced five Quad 1 opponents; no other team in the league faced more than three as UTA was responsible for nearly 25 percent of the Sun Belt's 22 combined Quad 1 games. **In fact, Georgia Southern, Georgia State, Little Rock, Troy and Coastal Carolina have combined for just three Quad 1 games – two fewer than UTA on its own.**

## KENPOM NUMBERS

**13%** – Percentage of UTA's opponent shots this season that have been blocked by the Mavs, ranking as the **45th-highest** in the country.

**41.7%** – Percentage of UTA's total minutes this season which have been played by its bench (non-starters), the **16th-most** of any team in the nation.

**99.6** – The rating of UTA's opponent defenses so far this season, ranking the **16th-hardest** schedule in the country in terms of defenses faced.

## UTA BY THE NUMBERS

**2:** UTA lost its then-2nd-leading scorer Pedro Castro for the season after he underwent back surgery on Dec. 18 following an injury suffered at Oral Roberts two days prior.

**4:** UTA committed just four turnovers against Troy on Jan. 1 – tied for the fewest in program history in the last 10 years (Louisiana on Jan. 31, 2020).

**5:** The victory over Troy is UTA's only one this year when trailing with five minutes remaining (now 1-8; trailed 53-47).

**6:** Six of UTA's eight wins this year have come when scoring in the 50s, 60s, 70, 80s, 90s or 100s.

**7:** Kaodirichi Akobundu-Ehiogu recorded his seventh career game of 5+ blocks on Dec. 30 against South Alabama; no other player in program history has more than three such games.

**10:** UTA has already used 10 different starting lineups in 16 games – the 3rd-most combinations of any team in the nation (UTEP: 12, Stony Brook: 11, multiple teams: 9).

## SUN BELT CONFERENCE STANDINGS

Entering Games On Saturday, Jan. 15

SCHOOL	SBC	WIN %	OVERALL	WIN %	STREAK
UT Arlington	4-1	.800	8-8	.500	W1
Troy	3-1	.750	12-5	.706	W2
Louisiana	3-1	.750	8-6	.571	L1
Arkansas State	2-1	.667	11-4	.733	W1
App State	3-2	.600	9-9	.500	W1
Texas State	1-1	.500	10-4	.714	W1
Little Rock	1-1	.500	6-8	.429	L1
South Alabama	1-2	.333	11-5	.688	W1
Georgia Southern	1-2	.333	8-6	.571	W1
Coastal Carolina	1-3	.250	9-7	.563	L2
ULM	1-4	.200	9-8	.529	L2
Georgia State	0-2	.000	6-7	.462	L3

Sun Belt games that cannot be played due to COVID-19 will be canceled and considered a no-contest and will not be rescheduled. The minimum threshold required to compete is seven (7) student-athletes (scholarship or non-scholarship), plus one full-time coach. If a team meets that minimum threshold, they are required to play. Teams may choose to play with less than the minimum threshold.

## PRESEASON COACHES POLL

1	Georgia State (8)	139
2	Louisiana (2)	125
3	Texas State	110
4	App State (2)	109
5	South Alabama	105
6	Arkansas State	89
7	Coastal Carolina	69
8	Little Rock	46
T-9	<b>UT Arlington</b>	<b>40</b>
T-9	Troy	40
11	Georgia Southern	39
12	ULM	25

Since joining the Sun Belt Conference in 2013-14, the Mavericks have now been picked to finish 7th or worse (bottom half of the league) four times. In each of the first three occurrences, UTA far exceeded the preseason prognostications:

YEAR	PRE	FINAL	YEAR	PRE	FINAL
2013-14	7th	T-5th	2017-18	1st	4th
2014-15	4th	5th	2018-19	11th	T-2nd
2015-16	8th	3rd	2019-20	2nd	7th
2016-17	1st	1st	2020-21	3rd West	3rd West

## 2021-22 SUN BELT CONFERENCE PRESEASON TEAMS

### FIRST TEAM

Justin Forrest, App State  
 Norchad Omier, Arkansas State (POTY)  
 Corey Allen, Georgia State  
 Theo Akwuba, Louisiana  
 Mason Harrell, Texas State

### SECOND TEAM

Marquis Eaton, Arkansas State  
 Eliel Nsoseme, Georgia State  
 Kane Williams, Georgia State  
**David Azore, UT Arlington**  
 Caleb Asberry, Texas State

### THIRD TEAM

Nikola Maric, Little Rock  
 Essam Mostafa, Coastal Carolina  
 Jordan Brown, Louisiana  
 Isiah Small, Texas State  
 Nick Stampley, Troy

## AMONG THE SUN BELT CONFERENCE'S BEST

Since 2014-15, UTA's average NET/RPI of 138 is 2nd-best among all Sun Belt teams.

Team	2014-15	2015-16	2016-17	2017-18	2018-19	2019-20	2020-21	Average
1) Georgia State	54	177	106	116	126	134	130	121
<b>2) UT Arlington</b>	<b>180</b>	<b>107</b>	<b>40</b>	<b>112</b>	<b>160</b>	<b>129</b>	<b>242</b>	<b>138</b>
3) Louisiana	123	145	114	65	194	230	186	151
4) Georgia Southern	111	244	144	143	128	147	262	169
5) Coastal Carolina			174	251	153	188	159	185 *
6) Texas State	233	241	172	247	139	120	154	187
7) ULM	125	104	294	224	145	255	290	205
8) Little Rock	276	42	241	308	237	140	221	210
9) South Alabama	271	240	229	271	236	169	203	231
T-10) Arkansas State	278	284	113	295	252	202	239	237
T-10) Appalachian State	243	262	295	250	215	181	215	237
12) Troy	312	295	150	197	259	274	289	254
Sun Belt Rank (Out Of 32)	19	17	13	20	17	14	18	17

\* Based On Five-Year Sun Belt Membership | 2014-18 RPI Formula Was Utilized | 2018-Present NET Formula Is Utilized



## DEPTH ON DISPLAY

UTA tied for the national lead last season by having 13 different players score double-figure points in a game. **So far this year, the Mavs have had 10 different double-figure scorers – tied for the 8th-most in the nation (two teams with 13; five teams with 11).** Below is a list of those players, their respective season highs and how many times they have led UTA in scoring:

David Azore <sup>(9)</sup>	33
Patrick Mwamba <sup>(1)</sup>	22
Nicolas Elame <sup>(1)</sup>	17
Pedro Castro <sup>(3)</sup>	17
Shemar Wilson <sup>(1)</sup>	15
Javon Levi	14 <sup>(2x)</sup>
K. Akobundu-Ehiogu	14
Brandyn Talbot	13
Montez Young Jr. <sup>(1)</sup>	12
Jack Hoiberg	11

## PROGRAM CAREER RECORDS

### FREE THROWS MADE

	Player	Years	G	FTM
1.	Anthony Vereen	2005-09	122	476
2.	Steven Thomas	2002-06	115	471
3.	Paul Renfro	1976-80	107	398
4.	<b>DAVID AZORE</b>	<b>2018-</b>	<b>90</b>	<b>338</b>
5.	Kevin Hervey	2014-18	115	317
6.	Marquez Haynes	2008-10	60	313
7.	LaMarcus Reed	2009-12	115	309
8.	Eddie Stallings	1967-69	49	297

### FREE THROW PERCENTAGE

(Min 2 FTM Per Game Played)

	Player	Years	FTM	FTA	PCT
1.	Keith Cornett	1994-95	70	79	.886
2.	Terry George	1966-68	164	196	.837
3.	Jarrett Howell	2003-06	265	317	.836
4.	Dink Ford	1964-66	223	268	.832
5.	Melvin Polk	1979-81	142	174	.816
6.	Brian Warren	2018-20	193	238	.811
7.	Paul Renfro	1976-80	398	494	.806
8.	<b>DAVID AZORE</b>	<b>2018-</b>	<b>338</b>	<b>424</b>	<b>.797</b>

## AFRICAN CHAMPIONSHIP SUMMER



Patrick Mwamba represented his native Democratic Republic of Congo this past summer at the FIBA AfroBasket 2021. Mwamba, who was raised in Bukavu in coastal eastern Congo, earned a spot on the national team

to compete in the African Championships which are contested once every four years.

In three games – one win and two losses for Congo all in the Group Stage – Mwamba averaged nine points, four rebounds and 1.3 assists in 27.5 minutes per contest.

## RE-TWEETS

• UTA pulled down 51 boards on Jan. 6 in out-rebounding Georgia State, 51-32. That's the most caroms for the Mavs versus a D-I opponent since 55 against Troy on Mar. 5, 2016. Additionally, 18 of those came on the offensive glass – UTA's most against any D-I team in more than a decade.

• David Azore has led UTA in scoring in seven-straight games in which he's played (DNP versus Howard Payne on Dec. 22 due to a non-COVID illness; DNP versus Louisiana on Jan. 13 due to COVID protocol). The last time someone other than Azore – in a game he played – led UTA in scoring was Pedro Castro with 17 at UC Santa Barbara on Nov. 29.

• Kaodirichi Akobundu-Ehiogu posted a career-high 14 points, pulled down six rebounds and blocked six shots against Lamar on Dec. 11. The six blocks were tied for the 5th-most in single-game program history, and he went 7-7 from the floor thanks to six alley-oops – tied for the 6th-most makes without a miss in program history (minimum five makes).

• The Mavs were scheduled to face Nevada (NET #127 – Quad 3 opponent at home) on Dec. 7; however, that contest was canceled due to COVID protocols within the Wolf Pack program.

• UTA shot 64.2 percent (43-67) from the floor on Nov. 13 against Mary Hardin-Baylor, which was tied for the 7th-best mark in single-game program history. It was the 2nd-highest percentage in program history when making at least 40 shots (66 percent, 40-62, at Texas Wesleyan on Jan. 2, 1965).

• Shemar Wilson led the way with that shooting percentage as he went a perfect 6-6 from the floor – tied for the 10th-most makes in program history without a miss.

• Javon Levi posted his seventh-career double-double with 12 points and 10 assists against UMHB. It was the first points-assists double-double by a UTA player since Brian Warren had 15 and 12 versus Arkansas Tech on Nov. 24, 2019.

• Greg Young secured his first-career win at the D-I level with the 104-75 victory over Mary Hardin-Baylor. His first-career victory over a D-I opponent came on Nov. 29 at UC Santa Barbara.

• The Mavs had six different players reach double-figure points against UMHB. The last time UTA had exactly six in double figures was an NIT Second Round victory over Akron on Mar. 20, 2017. UTA had eight double-figure scorers in a 117-53 win opposite Howard Payne on Dec. 22, 2020.

• The Mavs handed out 28 assists against UMHB, one shy of cracking the top-10 single-game program record list.

UTA's win at UC Santa Barbara (ranked #93 at the time by KenPom) on Nov. 29 was its first road non-conference win over a KenPom top-100 team since the Mavs took down BYU (then #73) on Nov. 18, 2018.

UCSB had the 6th-longest home winning streak in the country at 20 in a row before UTA handed the Gauchos their first defeat inside The Thunderdome since 2019.



## KAO K-O's SHOTS

### PROGRAM SINGLE-SEASON BLOCK LEADERS

- 1) Johnny Hamilton: 77 (2017-18 | 34 Games)
- 2) Jordan Reves: 71 (2012-13 | 33 Games)
- 3) Kaodirichi Akobundu-Ehiogu: 60 (2020-21 | 18 Games)
- 4) Jermaine Griffin: 58 (2006-07 | 29 Games)
- 5) Jordan Reves: 57 (2011-12 | 33 Games)

### SINGLE-SEASON TEAM RECORD

- 1) 143 (2017-18 | 34 Games)
- 2) 124 (2020-21 | 26 Games)
- 3) 123 (2011-12 | 33 Games)
- 4) 120 (2013-14 | 32 Games)
- 5) 119 (2012-13 | 33 Games)

### PROGRAM CAREER RECORD

Player	Games	Blocks
1. Jordan Reves	124	168
2. Jermaine Griffin	120	145
3. Brandon Edwards	126	132
4. Trey Parker	83	113
5. <b>KAODIRICHI</b>	<b>34</b>	<b>105</b>
6. Roy Johnson	113	85
7. Mack Callier	111	84
8. Johnny Hamilton	34	77
9. Miles Robertson	51	75
10. Jabari Narcis	64	74






Last year, Kaodirichi Akobundu-Ehiogu was a walk-on who played at a scholarship level, and that's exactly what he got as he received a full ride after a season most didn't see coming. Akobundu-Ehiogu – who didn't have a scholarship offer from any school – wasn't even cleared eligibility-wise until mid-December. He made his debut with just two non-conference games remaining, and after minimal action in UTA's first four Sun Belt games he emerged onto the scene with a **seven-block performance off the bench against Louisiana on Jan. 15 – the most by any walk-on in the country last season**, tied for the 3rd-highest in single-game program history and the most by a Sun Belt player in a conference game in 2020-21.

Akobundu-Ehiogu led the Sun Belt in conference games with 3.2 blocks per game, and for the entire year he averaged **3.3 blocks, which would have ranked 3rd in the nation if he qualified** (had to appear in 75 percent of UTA's games; he played in 69 percent due to not being cleared until mid-December). His 60 total blocks in just 18 games ranked as the 18th-most in the nation.

**Additionally, he now has seven-career games of 5+ blocks – no one else in program history even has more than three such contests.**

## CHALLENGING NON-CONFERENCE SCHEDULE

UTA's 2021-22 non-conference schedule featured an incredible eight opponents which competed in the NCAA Tournament last season – **THE MOST OF ANY TEAM IN THE NATION.**

	TEAM / RESULT	CONFERENCE	NCAA BERTH/SEED	NCAA ROUND	RESULT(S)
	@ Oklahoma State L, 88-45	Big 12 Tournament Final	At Large / No. 4	<b>Second Round</b>	W, (13) Liberty L, (12) Oregon State
	Abilene Christian L, 80-71 (OT)	Southland Tournament Champs	Automatic / No. 14	<b>Second Round</b>	W, (3) Texas L, (11) UCLA
	@ North Texas L, 64-36	Conference USA Tournament Champs	Automatic / No. 13	<b>Second Round</b>	W, (4) Purdue L, (5) Villanova
	@ San Diego State L, 68-62	Mountain West Tournament Champs	Automatic / No. 6	<b>First Round</b>	L, (13) Syracuse
	@ Utah State L, 80-61	Mountain West Tournament Final	At Large / No. 11	<b>First Round</b>	L, (6) Texas Tech
	@ UC Santa Barbara W, 70-62	Big West Tournament Champs	Automatic / No. 12	<b>First Round</b>	L, (5) Creighton
	@ Oral Roberts L, 71-62	Summit Tournament Champs	Automatic / No. 15	<b>Sweet Sixteen</b>	W, (2) Ohio State W, (7) Florida L, (3) Arkansas
	@ Oklahoma L, 70-50	Big 12 Tournament Quarterfinals	At Large / No. 8	<b>Second Round</b>	W, (9) Missouri L, (1) Gonzaga

## WIN-LOSS COMPARE

UTA's statistical averages in its wins and losses so far this season:

Stat	Ws (8)	Ls (8)
PPG	78.6	57.5
DEF PPG	63.8	74.4
3FG% DEF	29.8	37.1
APG	19.9	9.6
TO/GM	12.8	17.3

## STATISTICAL TRENDS

### UTA'S RECORD WHEN...

Monday	1-0
Tuesday	0-2
Wednesday	1-0
Thursday	3-2
Friday	0-0
Saturday	3-3
Sunday	0-1
Leading At Halftime	7-0
Trailing At Halftime	1-8
Tied At Halftime	0-0
Leading With 5 Minutes Left	6-0
Trailing With 5 Minutes Left	1-8
Tied With 5 Minutes Left	1-0
Shooting 40% FG Or Better	5-1
Shooting Less Than 40% FG	3-7
Opponent 40% FG Or Better	3-5
Opponent Less Than 40% FG	5-3
Shooting Better FG% Than Opponent	6-2
Shooting Worse FG% Than Opponent	2-6
Shooting Better 3-FG% Than Opponent	5-2
Shooting Worse 3-FG% Than Opponent	3-6
Outrebounding Opponent	6-2
Outrebounded By Opponent	2-5
Rebounds Tied	0-1
More Turnovers Than Opponent	5-6
Fewer Turnovers Than Opponent	3-2
Same Turnovers As Opponent	0-0

### UTA'S POINT TOTAL...

35-49 Points	0-2
50-59 Points	1-1
60-69 Points	1-3
70-79 Points	2-2
80-89 Points	2-0
90-99 Points	1-0
100+ Points	1-0

### GAMES DECIDED BY...

1-5 Points	2-1
6-9 Points	3-3
10-19 Points	1-1
20+ Points	2-3

## FOLLOW US



@UTAMavsMBB /UTAMavsMBB

Please refer to the University of Texas at Arlington as **UT Arlington**. UTA is acceptable on second reference. Using Texas-Arlington, UT-Arlington or any other form is incorrect.

## TOP-10 SINGLE-SEASON RECORDS IN 2020-21

**10<sup>TH</sup>**  
**+3.4**

SCORING MARGIN  
Record: +9.8 | 2015-16

**T-9<sup>TH</sup>**  
**35.7**

3-PT PERCENTAGE  
Record: 40.6 | 1988-89

**T-7<sup>TH</sup>**  
**42.3**

OPP FG PERCENTAGE  
Record: 39.1 | 2012-13

Third-straight year UTA has posted a top-10 program record in defensive field-goal percentage: 42.3 in 2018-19 (T-7th) and 41.2 in 2019-20 (T-5th).

**8<sup>TH</sup>**  
**235**

3-POINTERS MADE  
Record: 310 | 2016-17

Third-straight year UTA has posted a top-10 program record in 3-pointers made: 234 in 2018-19 (10th) and 250 in 2019-20 (7th).

Third-straight year UTA has posted a top-10 program record from the charity stripe: 74.1 in 2018-19 (6th) and 74.8 in 2019-20 (4th).

**8<sup>TH</sup>**  
**73.6**

FT PERCENTAGE  
Record: 76.0 | 1965-66

Most 3s made in program history in a 26-game season (previous occurrences in 26 contests: 127 in 1995-96 and 151 in 1998-99). The 3-point line was adopted by the NCAA in 1986-87.

## BACK TO THE FUTURE



Pedro Castro began his collegiate career with UTA, redshirting as a freshman in 2017-18 before playing in 33 games with three starts as a redshirt freshman in 2018-19. Then, the Fort Worth product transferred out of the program to Blinn College for his redshirt sophomore season in 2019-20 and Houston Baptist last year, where he averaged team bests in points (14.8), rebounds (7.3), steals (1.5) and blocks (1.1). He currently has 813 career points across those three schools.

Castro is one of only nine D-I players in the country this year playing for the school in which they started their college career, transferred out of that school and then returned to that school (**bold denotes current team**):

Jaylen Fornes: **UNC Wilmington** (2016-19) | Nicholls (2019-21)

Kevin Marfo: **Quinnipiac** (2017-20) | Texas A&M (2020-21)

Dimencio Vaughn: **Rider** (2016-20) | Ole Miss (2020-21)

Elijah Olaniyi: **Stony Brook** (2017-20) | Miami (2020-21)

Caleb Grill: **Iowa State** (2019-20) | UNLV (2020-21)

Tyler Harris: **Memphis** (2018-20) | Iowa State (2020-21)

Both Gach: **Utah** (2018-20) | Minnesota (2020-21)

Andrej Jakimovski\*: **Washington St.** (2020-21) | LMU (2021)

\* Was Only At Loyola Marymount From June-August 2021.



No, it's **NOT** Photoshopped. Kao can touch the top of the backboard. Scan the QR Code to see for yourself.



## AMONG THE NATION'S ELITE

Javon Levi spent the previous four seasons at UT Rio Grande Valley (UTRGV). Levi ranks in the top 8 among all active Division-I players in the country in career assists (4th), steals (4th) and assist-to-turnover ratio (8th). For comparison, his 267 steals would be a UTA record.



PLAYER	SCHOOL	ASSISTS
Kameron Langley	North Carolina A&T	842
Jacob Gilyard	Richmond	688
Grayson Murphy	Belmont	680
<b>Javon Levi</b>	<b>UT Arlington</b>	<b>679</b>

PLAYER	SCHOOL	STEALS
Jacob Gilyard	Richmond	414
Quan Jackson	UAB	294
Jarrold West	Louisville	281
<b>Javon Levi</b>	<b>UT Arlington</b>	<b>267</b>

PLAYER	SCHOOL	RATIO
Tommy Schmock	Ohio	3.10
Darius Brown II	Cal State Northridge	3.01
Grayson Murphy	Belmont	2.91
Alex Hunter	Furman	2.91
Jalen Pickett	Penn State	2.69
Jacob Gilyard	Richmond	2.68
Andrew Nembhard	Gonzaga	2.60
<b>Javon Levi</b>	<b>UT Arlington</b>	<b>2.52</b>

## CONSISTENT IMPROVEMENT

UTA's first season of basketball took place in 1959-60, and since that opening year the Mavs have improved significantly in each of their six decades. Below are the average amount of wins each decade:

DECADE	AVG. WINS
<b>60s</b>	<b>→ 8.4</b>
<b>70s</b>	<b>→ 9.2</b>
<b>80s</b>	<b>→ 11.1</b>
<b>90s</b>	<b>→ 13.0</b>
<b>00s</b>	<b>→ 15.1</b>
<b>10s</b>	<b>→ 19.0</b>

UTA finished the 2010s with an average of 19 wins per season – by far the highest in program history. The Mavericks have posted just seven 20-win seasons in their 60-year history, but three of those have come since 2015-16:

Year	Record	Post
2016-17	27-9	NIT
2015-16	24-11	CIT
2011-12	24-9	NIT
2017-18	21-13	---
2007-08	21-12	NCAA
1990-91	20-9	---
1980-81	20-8	NIT

## THE LAST TIME

### A MAVERICKS' PLAYER...

Scored 40 Or More Points

.....43, Stephen Barber at UTSA, 2/24/02

Scored 30 Or More Points

.....33, David Azore at Georgia Southern, 1/8/22

Totaled 20 Or More Rebounds

.....22, Jermaine Griffin vs. UT Permian Basin, 12/1/05

Totaled 15 Or More Rebounds

.....15, Fredelin De La Cruz vs. Hardin-Simmons, 12/11/20

Totaled 10 Or More Assists

.....10, Javon Levi vs. Louisiana, 1/13/22

Recorded A Double-Double (Points/Rebounds)

.....Kaodirichi Akobundu-Ehiogu at Louisiana (11/10), 2/22/21

Recorded A Double-Double (Points/Assists)

.....Javon Levi vs. Louisiana (14/10), 1/13/22

Recorded A Triple-Double (Points/Rebounds/Assists)

.....Javon Levi vs. Louisiana (14/10/10), 1/13/22

.....Erick Neal Has The Only Other Two Triple-Doubles In Program History

.....Erick Neal vs. UT Dallas (10/10/13), 11/27/17

.....at ULM (27/10/12), 1/28/16

### THE MAVERICKS' TEAM...

Played An OT Game ..... L, 74-73 at Georgia Southern 1/8/22

Scored 100+ Points ..... W, 104-75 vs. Mary Hardin-Baylor 11/13/21

Allowed 100+ Points ..... L, 93-102 at Little Rock 1/1/21

Had 50 Or More Rebounds .....51 at Georgia State 1/6/22

Had 20 Or More Assists .....22 vs. Louisiana 1/13/22

Had 15 Or More Steals .....18 vs. Howard Payne 11/13/13

Played AP Ranked Opp. .... at #8 Gonzaga, L: 72-66 11/19/19

## UTA VS TOP-25 TEAMS

Nov. 19, 2019	at #8 Gonzaga	L	66-72
Nov. 17, 2019	at #14 Oregon	L	47-67
Dec. 18, 2018	at #8 Gonzaga	L	55-89
Dec. 18, 2017	at #25 Creighton	L	81-90
Nov. 21, 2017	at #25 Alabama	L	76-77
<b>Dec. 8, 2016</b>	<b>at #12 Saint Mary's</b>	<b>W</b>	<b>65-51</b>
Dec. 2, 2014	at #6 Texas	L	53-63
Nov. 25, 2014	at #1 Kentucky	L	44-92
Nov. 19, 2013	at #4 Kentucky	L	76-105
Dec. 19, 2012	at #24 Oklahoma State	L	44-69
Nov. 23, 2011	at #9 Baylor	L	65-75
Dec. 29, 2010	at #3 Kansas	L	57-82
Dec. 20, 2008	at #21 Baylor	L	76-79
Mar. 21, 2008	vs. #2 Memphis#	L	63-87
Dec. 3, 2005	at #2 Texas	L	55-93
Dec. 15, 2004	at #14 Texas	L	70-85
Jan. 2, 2004	at #19 Texas	L	79-99
Nov. 27, 2002	at #3 Texas	L	45-76
Nov. 18, 1997	at #19 Oklahoma	L	63-81
Dec. 20, 1994	at #21 New Mexico State	L	63-102
Dec. 28, 1993	vs. #14 Connecticut+	L	72-112
Dec. 21, 1992	at #17 Nebraska	L	95-116
Nov. 23, 1991	at #14 Utah	L	57-58
Dec. 6, 1986	at #11 Oklahoma	L	76-101
Feb. 7, 1985	at #14 Louisiana Tech	L	61-86
Jan. 12, 1985	vs. #14 Louisiana Tech	L	65-76
Feb. 12, 1973	vs. #13 UL Lafayette	~L	96-111
Jan. 13, 1973	at #13 UL Lafayette	~L	73-79
Dec. 18, 1970	vs. #19 Drake*	L	83-102
Dec. 4, 1970	at #18 Long Beach State	L	57-102
Dec. 1, 1970	at #15 New Mexico State	L	82-107
Feb. 26, 1970	vs. #15 Houston	L	84-102
Dec. 4, 1969	at #20 Houston	L	70-88
Feb. 22, 1968	at #1 Houston	L	75-130

# NCAA Tournament | + Hilo, Hawai'i | ~ UL Wins Later Vacated | \* Fort Worth, TX



## HOME-COURT ADVANTAGE

UTA will be celebrating the 10-year anniversary of the College Park Center during a men's and women's doubleheader on Feb. 5, 2022, against App State. The CPC opened on Feb. 1, 2012, with the Mavs capping a men's and women's doubleheader with a 67-66 victory over UTSA in front of a then-school-record crowd of 6,228.

### CPC ATTENDANCE HIGHS

1)	6,421	11/16/12	MBB vs. Oklahoma
2)	6,336	3/22/17	MBB vs. CSU Bakersfield (NIT)
3)	6,228	2/1/12	M/WBB vs. UTSA
4)	6,186	1/24/19	WBB vs. Georgia Southern
5)	6,105	12/3/15	MBB vs. North Texas
6)	5,714	1/16/20	WBB vs. Louisiana
7)	5,390	3/20/17	MBB vs. Akron (NIT)
8)	5,272	2/11/12	MBB vs. Texas State
9)	5,033	1/23/16	MBB vs. Little Rock
10)	5,011	2/9/17	WBB vs. Little Rock

UTA won its 100th all-time game at the College Park Center with a 62-57 victory over Troy on Jan. 1, 2022.

YEAR	RECORD	PERCENTAGE
2011-12	4-0	1.000
2012-13	7-8	.467
2013-14	9-5	.643
2014-15	9-5	.643
2015-16	13-2	.867
2016-17	14-1*	.933
2017-18	13-2	.867
2018-19	9-5	.643
2019-20	8-8	.500
2020-21	9-4	.692
2021-22	6-1	.857
<b>TOTAL</b>	<b>101-41</b>	<b>.711</b>

\* Tied for the most home wins in single-season program history along with 2007-08. The only loss was a four-point setback to Cal State Bakersfield in the NIT Quarterfinals.




### ABOUT THE CPC

The Mavericks have called the beautiful College Park Center home since the 7,000 all chair-back seat multi-purpose arena opened in 2012. The \$78 million project broke ground on March 5, 2010, and opened less than two years later. The arena is part of a 20-acre section of campus known as the College Park District, which includes a residence hall, student apartments, a 4.62 acre park, restaurants and three parking garages. The arena features 4,055 lower bowl seats, in addition to a 2,800-square-foot hospitality suite. A distinctive feature is a center hung 4-sided Daktronics LED scoreboard with an additional end zone LED display, ribbon displays and scorer's table. The lower concourse contains sports medicine facilities, two full-sized practice courts, a 2,500-sq-ft weight room, a press center, an academic support study center and coaches' office suites. In addition to Mavericks basketball and volleyball events, the facility hosts a variety of concerts, speaking engagements and other events. The WNBA's Dallas Wings also call College Park Center home during their season.



## TEXAS HALL-THE HOME BEFORE COLLEGE PARK CENTER



Prior to the College Park Center, the Mavs called Texas Hall home – which was one of most unique venues in all of college athletics. Opened on Oct. 18, 1965 – with the first-ever performer being Louis Armstrong – the initial basketball game was contested on Dec. 1 that same year against East Texas State.

The on-campus proscenium theater, which is still in use today, put the Mavs and their opponent on an elevated stage with 600 bench seats on the back of the stage and the remainder of the 4,200 capacity in theater-style seating on the other side of the court separated into a lower level and balcony section.

In 1997, Sports Illustrated named Texas Hall as "The Best Place In America To Watch College Basketball." For the final 12 years in which games were played in Texas Hall, they were contested on the floor which was used at the 1999 Men's Final Four at Tropicana Field in St. Petersburg, Fla. **UTA accumulated a 351-222 (.613) all-time record on "The Stage" from 1965-2012.**

## ABOUT UT ARLINGTON

### GENERAL INFORMATION

Location .....	Arlington, Texas
Enrollment .....	41,515
President ad interim .....	Teik C. Lim, Ph.D.
Director Of Athletics .....	Jim Baker

### COACHING STAFF

Head Coach .....	Greg Young (Howard Payne '86 / 1 <sup>ST</sup> Year As HC)
Young Prior .....	2009-13: UTA Assistant / 2013-21: UTA Associate HC
Career Record .....	176-147 (.545) (10 Seasons As JUCO HC)
Record At UTA .....	8-8 (.500) 1st Season
Associate Head Coach .....	Royce Johnson (Thomas Edison '13 / 4 <sup>TH</sup> Year)
Assistant HC/Recruiting Coordinator .....	Riley Davis (Texas '11 / 4 <sup>TH</sup> Year)
Assistant Coach .....	Dwight Thorne II (Colorado '10 / 1 <sup>ST</sup> Year)

### SUPPORT STAFF

Director Of Operations .....	Parker Eidson (Tennessee '16 / 4 <sup>TH</sup> Year)
Video Coordinator .....	Matt McGann (Oklahoma State '17 / 4 <sup>TH</sup> Year)
Strength & Conditioning Coach .....	Matt Segura (Chico State '09 / 1 <sup>ST</sup> Year)
Associate Athletic Trainer .....	Royal Milton III (Nicholls State '13 / 2 <sup>ND</sup> Year)
Graduate Manager .....	Jalen Jones (UT Arlington '17 / 1 <sup>ST</sup> Year)
Graduate Manager .....	Jacob Mahjoub (UT Arlington '21 / 1 <sup>ST</sup> Year)
Graduate Manager .....	Sam Tarver (Tennessee '20 / 1 <sup>ST</sup> Year)
Administrative Assistant .....	Rachael Morgan (McMurry '13 / 4 <sup>TH</sup> Year)

### HISTORY

First Season / Total Seasons Completed .....	1959-60 / 62
All-Time Record .....	785-973 (.446)

Years In Sun Belt Conference .....	8+ (2013-Present)
All-Time Sun Belt Record .....	91-63 (.591)
Sun Belt Regular Season Championships .....	1 (2017)
Sun Belt Tournament Championships .....	0
Sun Belt Tournament Finalist .....	2 (2018, 2019)

Years In Western Athletic Conference .....	1 (2012-13)
All-Time WAC Record .....	11-7 (.611)
WAC Regular Season Championships .....	0
WAC Tournament Championships .....	0

Years In Southland Conference .....	48 (1964-2012)
All-Time Southland Record .....	289-354 (.442)
Southland Regular Season Championships .....	2 (2004, 2012)
Southland Tournament Championships .....	1 (2008)

NCAA Tournament Appearances .....	1 (2008)
NCAA Tournament Record .....	0-1
NIT Appearances .....	3 (1981, 2012, 2017)
NIT Record .....	2-3
CIT Appearances .....	2 (2013, 2016)
CIT Record .....	1-2

UT Arlington is the 4th-largest institution in Texas. It is one of 131 universities nationwide to receive the R-1: Doctoral Universities—Very High Research Activity designation by the Carnegie Classification of Institutions of Higher Education, the definitive list for the top doctoral research universities in the United States.

In 2021, UTA received the Texas Tier One designation reserved for the state's top institutions for academic and research excellence. The University ranks No. 1 nationally in the Military Times' annual "Best for Vets: Colleges" list, is designated as a Hispanic-Serving Institution and Asian American and Native American Pacific Islander-Serving Institution, and has approximately 240,000 alumni making an impact across Texas and beyond.

## UTA HISTORY

Founded in 1895 as Arlington College, a private school for younger children, UT Arlington had a succession of names and ownerships until it was officially designated as the University of Texas at Arlington on Mar. 13, 1967 – a couple of years after it was transferred into the University of Texas System.

**1895-1902:** Arlington College

**1902-1913:** Carlisle Military Academy

**1913-16:** Arlington Training School

**1916-17:** Arlington Military Academy

**1917-23:** Grubb's Vocational College

*\* Became A Branch Of The Texas A&M System In 1917*

**1923-1949:** North Texas Agricultural College

**1949-67:** Arlington State College

*\* Transitioned To A Four-Year Division-I School In 1959*

*\* Became A Branch Of The University of Texas System In 1965*

**1967-Present:** University of Texas at Arlington



In addition to eight name changes, UTA has undergone seven nickname alterations as well since becoming a state-supported school in 1917.

**1917-21**

*Grubbers / Shorthorns*

**1921-23**

*Hornets*

**1923-49**

*Junior Aggies*

**1949-51**

*Blue Riders*

**1951-71**

*Rebels*

**1971-Present**

*Mavericks*

The 'Mavericks' nickname was derived from one of the most influential people in Texas history: **Samuel Augustus Maverick**, a lawyer, politician, land baron and signer of the Texas Declaration of Independence. **His name was the source of the term "maverick,"** which was derived from fellow ranches who started to refer to Maverick as "independently minded" after he refused to brand his cattle. Unbranded cattle not part of the herd became labeled as "Mavericks."

Maverick was one of the largest landholders in Texas in the 1800s, owning 340,000 acres which promoted the Washington Daily Globe in 1854 to call him "the largest landholder in the world, and by far the wealthiest citizen in Texas." He was the Mayor of San Antonio from 1839-40, and **UTA utilized the "Sam Maverick" mascot beginning in 1983 for 2+ decades (pic above).**



# 2021-22 UT ARLINGTON MEN'S BASKETBALL ROSTER

## NUMERICAL

No.	Name	Pos.	Ht.	Wt.	Yr.	Hometown / High School / Previous School(s)
0	Kaodirichi Akobundu-Ehiogu	F	6-9	202	R-So.	Lagos, Nigeria / Poteet / Southwestern Assemblies of God
1	Javon Levi	G	5-11	163	Gr.	Killeen, Texas / Shoemaker / UTRGV
2	Hayden Brittingham	F	6-5	209	Fr.	Fort Worth, Texas / Crowley / Coffeyville CC
3	Carson Bischoff	G	6-4	210	R-Jr.	Ogden, Utah / Weber / Utah State / Treasure Valley CC / Utah State University Eastern
4	David Azore	G	6-4	211	Gr.	Houston, Texas / Clear Brook
5	Brandyn Talbot	G	6-5	176	Fr.	Newmarket, Ontario / Dream City Christian
10	Jack Hoiberg	G	5-11	172	Gr.	Burr Ridge, Ill. / Hinsdale / Michigan State
12	Lazaro Rojas	F	6-11	239	Gr.	Porto Seguro, Brazil / Score Academy / Fresno State
15	Antonio Romanelli	G	6-0	174	Fr.	Sydney, Australia / Spring Creek Academy
20	Nicolas Elame	G	6-3	192	So.	Paris, France / Bella Vista Prep
21	Pedro Castro	G	6-6	190	Gr.	Fort Worth, Texas / Brewer / Houston Baptist / Blinn / UTA
22	Shemar Wilson	F	6-9	225	Fr.	Avondale, Ariz. / Tolleson Union / Phoenix College
23	Patrick Mwamba	F	6-7	201	R-So.	Bukavu, Congo / Keur Madior International / NBA Academy Africa
24	Montez Young Jr.	F	6-5	192	Fr.	Waxahachie, Texas / Waxahachie
55	Nathaniel Spurgeon	G	6-0	165	Sr.	Azle, Texas / Homeschooled / Texas Wesleyan

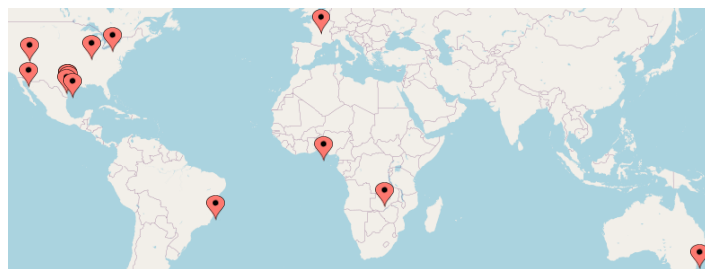
\*All UTA player year classifications for the 2021-22 season reflect a COVID season factored in (i.e. those who were sophomores in 2020-21 remained sophomores for 2021-22, unless they graduated and are now listed as grad students).\*

## BREAKDOWN

### RETURNERS (8) / STARTERS (4) ..... 2020-21 STATS / NOTES

- #0 R-So. Kaodirichi Akobundu-Ehiogu <sup>(S)</sup>.... Led Sun Belt With 3.2 BPG
- #3 R-Jr. Carson Bischoff ..... Appeared In 15 Games
- #4 Gr. David Azore <sup>(S)</sup>.. Missed 13 Games (Injury) / 12.8 PPG / 4.8 RPG / 2.1 APG
- #5 Fr. Brandyn Talbot ..... Appeared In 12 Games
- #12 Gr. Lazaro Rojas ..... Missed 13 Games (Injury) / 4.1 PPG / 3.2 RPG
- #15 Fr. Antonio Romanelli..... Walk-On / Played In Three Games
- #20 So. Nicolas Elame <sup>(S)</sup>..... 6.5 PPG / 4.1 RPG / 2.6 APG
- #23 R-So. Patrick Mwamba <sup>(S)</sup> ..... 22 Starts / 6.9 PPG / 4.7 RPG

<sup>(S)</sup> Denotes Returning Starter



### Countries Represented

United States, Canada, Brazil, France, Nigeria, Congo, Australia

### States Represented

Texas, Utah, Illinois, Arizona

### NEWCOMERS (7) ..... 2020-21 STATS / NOTES

- #1 Gr. Javon Levi..... 599 Assists / 244 Steals At UTRGV
- #2 Fr. Hayden Brittingham ..... 6.8 PPG / 4.4 RPG At Coffeyville CC
- #10 Gr. Jack Hoiberg .Michigan State Grad / Son Of Nebraska HC Fred Hoiberg
- #21 Gr. Pedro Castro ..... 14.8 PPG / 7.3 RPG At HBU / UTA: 2017-19
- #22 Fr. Shemar Wilson ...2019-20 At Phoenix College: 12.1 PPG / 9.8 RPG
- #24 Fr. Montez Young Jr. .... 17 PPG / 10 RPG At Waxahachie HS
- #55 Sr. Nathaniel Spurgeon ... Walk-On / Former UTA Team Manager

### LOST (8) ..... NOTES

- Sam Griffin ..... Transferred To Tulsa (D-I)
- Jordan Phillips ..... Transferred To Detroit Mercy (D-I)
- Fredelin De La Cruz..... Transferred To Angelo State (D-II)
- Shahada Wells ..... Transferred To TCU (D-I)
- Davis Steelman ..... Graduated
- Tre Jones..... Mutual Parting
- McKade Marquis..... Transferred To UT Tyler (D-II)
- Grayson Carter ..... Transferred To Texas Southern (D-I)

## PRONOUNCIATIONS

- 0: K-O duh-reach-e
- ACK-uh-BOON-do
- aye-he-oh-ku
- 1: JUH-vahn
- 3: BISH-off
- 4: AYE-zore
- 10: HOYE-burg
- 12: LAZZ-uh-ROW
- row-HAAS
- 15: ROW-muh-nelly
- 20: uh-LALM-eh
- 22: SHUH-marr
- 23: WAMBA
- 55: spurr-GIN

The official hashtag of the program has been **#OnePlayOneDay** since Greg Young used it in his introductory press conference on Apr. 8, 2021. The meaning behind it is simply that in order to build a program you have to take it **ONE PLAY** and **ONE DAY** at a time.



# HEAD COACH GREG YOUNG

## COACHING CAREER

**1986-90:** Texas Wesleyan – Assistant  
**1990-91:** Cleburne HS – Assistant  
**1991-94:** Eastern New Mexico – Assistant  
**1994-98:** Lamar CC (Colorado) – Head  
**1998-00:** Hill College – Head  
**2000-05:** Texas State – Recruiting Coordinator  
**2005-09:** Jacksonville College (Texas) – Head  
**2009-13:** UT Arlington – Assistant  
**2013-21:** UT Arlington – Associate  
**2021-Present:** UT Arlington – Head

## PLAYING CAREER

**1982-86:** Howard Payne  
**Team Captain:** Senior Year

## EDUCATION

**Howard Payne: 1986**  
 Bachelor's In Physical Education

**Texas Wesleyan: 1990**  
 Master's in Education

## PERSONAL

**Wife:** Nicole  
**Daughter:** Reagan



Famed WWE personality The Undertaker (Mark Calaway) played basketball at Texas Wesleyan University, about 20 minutes down I-30 from UTA in Fort Worth. **Young was an assistant coach at TWU during Calaway's time with the Rams in the mid-80s.**

## UTA HEAD COACHING HISTORY

Coch	Years	W	L	Pct.
Tom Tinker	1959-66	54	113	.323
Barry Dowd	1966-76	90	168	.349
Bob "Snake" LeGrand	1976-87	122	184	.399
Jerry Stone	1987-88	7	22	.241
Mark Nixon	1988-92	56	59	.487
Eddie McCarter	1992-06	179	211	.459
Scott Cross	2006-18	225	161	.584
Chris Ogden	2018-21	44	47	.484
Greg Young	2021-	8	8	.500
<b>TOTAL</b>		<b>785</b>	<b>973</b>	<b>.446</b>

A veteran on the UT Arlington men's basketball sidelines for more than a decade, Greg Young was named the ninth head coach in program history on Apr. 5, 2021. He picked up his first win with UTA versus Mary Hardin-Baylor (Nov. 13) and his first victory over a Division-I team at UC Santa Barbara (Nov. 29).

A 35-year coaching veteran with deep Lone Star State roots, Young is in his 13th season with UTA in 2021-22 after serving as an assistant (2009-13) or associate (2013-21) coach for the program over the previous 12 years.

In Young's 12 seasons with the Mavericks, UTA has gone 219-165 (.570) and advanced to the postseason four times: 2012 NIT, 2013 CIT, 2016 CIT and 2017 NIT. The Mavs were Southland Conference regular-season champions in 2011-12, reached the Western Athletic Conference Tournament championship game in 2013 and earned the Sun Belt Conference regular season title in 2017. Additionally, UTA went to back-to-back Sun Belt Tournament championship games in 2018 and 2019.

Prior to the 2020-21 season, Young was voted as the top assistant coach in the Sun Belt by his peers, as published by Stadium's Jeff Goodman. Goodman also recognized Young as one of the top-5 assistants in the Southland Conference in 2010-11 when the Mavs were a league member.

Young has previous head-coaching experience as he registered an overall record of 168-139 (.547) in 10 seasons as a junior college head coach. During that time, he had 55 players sign with four-year institutions, including 26 with Division-I schools.



Young came to UT Arlington from Jacksonville College in Texas, where he spent four years as the head coach of the Jaguars. He also served as the school's athletic director.

He led his team to a 21-10 record in 2008-09, which was one of the best seasons in school history. The Jaguars spent the majority of the season in the NJCAA national rankings, and Young was honored following the campaign as the Region XIV Coach of the Year.

Young went to Jacksonville College from Texas State where he served for five years as the Bobcats' recruiting coordinator. During his tenure, the Bobcats played in the Southland Conference Tournament each season. He signed eight top-100 players, according to Texas Hoops, during those five seasons.

Prior to his tenure at Texas State, Young was the head coach at Hill College in Hillsboro, Texas, for two seasons. He led the Rebels to consecutive Region V Tournament appearances, and in 1999-2000 led the team to the regional tournament championship game. That was the first time the school had reached the finals since 1974.

From 1994-98 Young was the head coach at Lamar Community College in Colorado. Young turned the Lopes into a Region VIX contender in his four years there, twice reaching the Region VIX Tournament quarterfinals.

Young was the assistant coach at Eastern New Mexico from 1991-94. He helped lead the Greyhounds to the Lone Star Conference title in 1992 and an appearance in the NCAA Division II Sweet Sixteen in the school's first-ever NCAA Tournament appearance.

Young also spent time as an assistant coach at Cleburne High School during the 1990-91 season and as an assistant at Texas Wesleyan from 1986-90.

A native of Cleburne, Texas, Young was a three-sport athlete at Cleburne High, lettering in football, basketball and baseball. He then went on to play basketball at Howard Payne University where he was a four-year letterman. He was named a captain his senior season and received the distinguished Paul J. Cunningham Award for excellence and dedication his senior year.



# KAODIRICHI AKOBUNDU-EHIOGU

R-So. F 6-9 190 Lagos, Nigeria

Southwestern Assemblies of God University | Poteet HS

K-O duh-reach-e  
ACK-uh-BOON-do  
aye-he-oh-ku

@CASHMONEYKAO

@di5ichi

## RECORD HIGHS

### POINTS

Career 14 vs. Lamar (12/11/21)  
Season 14 vs. Lamar (12/11/21)

### REBOUNDS

Career 14 vs. Little Rock (1/22/21)  
Season 10 @ Oral Roberts (12/16/21)

### OFFENSIVE REBOUNDS

Career 6 @ Louisiana (2/22/21)  
Season 5 @ Georgia State (1/6/22)

### BLOCKS

Career 7 vs. Louisiana (1/16/21)  
Season 6 vs. Lamar (12/11/21)

### FIELD GOALS MADE

Career 7 vs. Lamar (12/11/21)  
Season 7 vs. Lamar (12/11/21)

### FREE THROWS MADE

Career 3, 3x, Last vs. South Alabama (12/30/21)  
Season 3 vs. South Alabama (12/30/21)

### MINUTES

Career 34 @ Arkansas State (1/29/21)  
Season 30 @ Georgia Southern (1/8/22)

## MISCELLANEOUS

	Season	Career
Double-Figure Points	4	5
20+ Points		
Double-Doubles		1
5+ Rebounds	10	20
3+ Blocks	8	22

• Spent his 2018-19 freshman year at NAIA member Southwestern Assemblies of God University (SAGU) in Waxahachie, Texas, before suffering a left foot fracture near the end of the season.

• Did not play anywhere in 2019-20, instead choosing to work out in DFW with acclaimed trainer Tyler Relph.

• Worked at Home Depot from February-August 2020 as a Sales Associate in Lumber and Plumbing.

## CAREER STATS

Season	GP-GS	Min/Avg	Total		3-Ptr		F-Throws		Rebounds				PF				Pts	
			FG-FGA	Pct	FG-FGA	Pct	FT-FTA	Pct	Off	Def	Tot	Avg	PF	FO	A	TO	Blk	Stl
2018-19	25-0	0/0.0	9-20	.450	0-4	.000	4-13	.308	10	21	31	1.2	0	0	5	8	27	2
2020-21	18-10	392/21.8	25-35	.714	0-0	.000	11-17	.647	41	62	103	5.7	33	0	2	9	60	3
2021-22	16-14	340/21.3	42-61	.689	0-0	.000	9-11	.818	25	59	84	5.3	38	1	6	13	45	2
Total	59-24	732/12.4	76-116	.655	0-4	.000	24-41	.585	76	142	218	3.7	71	1	13	30	132	7

## BIO BLAST

Ranks 2nd in the nation among active players in career blocks per game at 3.09 ... had a nation-best streak of 28-straight games with a block snapped at Georgia State (Jan. 6) ... **seven-career games of 5+ blocks.**

**2021-22: Ranks 21st nationally with 2.8 blocks per game this year ... has at least one block in every game but one ... 105 career blocks in just 34 games are already the 5th-most in program history ...** six blocks versus Lamar (Dec. 11), tied for the 5th-most in single-game program history and tied for the most by any Sun Belt player in a game this year ... went a perfect 7-7 from the field that game, tied for the 6th-most makes without a miss in program history (min. 5 makes) ... #5 on SportsCenter's Top 10 Plays Jan. 13 for his one-handed alley-oop finish.

## PAINT TOUCHES

- Walk-on last year who got put on scholarship in advance of this season.
- Was born in Nigeria and lived there until he was 13; moved to the United States on Oct. 11, 2012.
- Grew up playing soccer and track; had not touched or even seen a basketball until he moved to the U.S.
- Kicked a basketball the first time he saw one, thinking it was a soccer ball.
- Grew from 5-foot-4 when he arrived in the U.S. to 6-foot-6 as a high school senior at age 18; grew three more inches to his current 6-foot-9 between 2018-20.
- His first name means 'patience' and he has a visual/photographic memory.

## GAME-BY-GAME STATS

Opponent	Date	GS	MIN	Total		3-Pointers		Free throws		Rebounds				PF	A	TO	BLK	STL	PTS	AVG	
				FG-FGA	PCT	3FG-3FGA	PCT	FT-FTA	PCT	OFF	DEF	TOT	AVG								
at Oklahoma St.	11/09/2021	*	15:31	2-4	.500	0-0	.000	0-0	.000	0	0	0	0.0	3	1	2	2	1	4	4.0	
Mary Hardin-Baylor	11/13/2021		19:54	5-5	1.000	0-0	.000	0-0	.000	0	5	5	2.5	1	1	1	2	0	10	7.0	
Abilene Christian	11/16/2021	*	24:53	4-4	1.000	0-0	.000	2-2	1.000	1	3	4	3.0	3	0	1	4	0	10	8.0	
at North Texas	11/18/2021	*	19:07	1-1	1.000	0-0	.000	0-0	.000	2	5	7	4.0	4	0	2	4	0	2	6.5	
at San Diego St.	11/20/2021	*	20:17	0-3	.000	0-0	.000	0-0	.000	1	0	1	3.4	4	0	1	4	0	0	5.2	
at Utah St.	11/27/2021	*	16:54	1-3	.333	0-0	.000	1-1	1.000	3	1	4	3.5	2	1	2	1	0	3	4.8	
at UC Santa Barbara	11/29/2021		16:22	3-4	.750	0-0	.000	0-0	.000	2	6	8	4.1	4	0	0	2	0	6	5.0	
Lamar University	12/11/2021	*	27:29	7-7	1.000	0-0	.000	0-0	.000	1	5	6	4.4	1	1	0	6	0	14	6.1	
at Oral Roberts	12/16/2021	*	24:39	1-2	.500	0-0	.000	1-2	.500	3	7	10	5.0	0	0	1	3	0	3	5.8	
at Oklahoma	12/19/2021	*	19:35	1-2	.500	0-0	.000	2-2	1.000	0	6	6	5.1	2	0	0	2	0	4	5.6	
Howard Payne	12/22/2021	*	20:33	6-7	.857	0-0	.000	0-0	.000	1	5	6	5.2	1	0	0	2	0	12	6.2	
South Alabama	12/30/2021	*	21:00	2-4	.500	0-0	.000	3-4	.750	1	4	5	5.2	4	0	0	5	0	7	6.3	
Troy	01/01/2022	*	18:55	2-2	1.000	0-0	.000	0-0	.000	2	4	6	5.2	3	0	0	4	1	4	6.1	
at Georgia St.	01/06/2022	*	22:09	3-6	.500	0-0	.000	0-0	.000	5	4	9	5.5	0	0	2	0	0	6	6.1	
at Ga. Southern	01/08/2022	*	29:38	0-3	.000	0-0	.000	0-0	.000	2	2	4	5.4	1	1	0	1	0	0	5.7	
Louisiana	01/13/2022	*	23:07	4-4	1.000	0-0	.000	0-0	.000	1	2	3	5.3	5	1	1	3	0	8	5.8	
Totals			14	340:02	42-61	.689	0-0	.000	9-11	.818	25	59	84	5.3	38	6	13	45	2	93	5.8

### Player Averages

Games Played	Minutes/game	Points/game	FG Pct	3FG Pct	FT Pct	Rebounds/game	Assists/game	Turnovers/game	Assist/Turnover ratio	Steals/game	Blocks/game
16	21.3	5.8	68.9	0.0	81.8	5.3	0.4	0.8	0.5	0.1	2.8





# JAVON LEVI

Gr. **G** 5-11 163 Killeen, Texas

UT Rio Grande Valley (UTRGV) | Shoemaker HS



## RECORD HIGHS

### POINTS

Career 25 @ Grand Canyon (2/29/20)  
Season 14, 2x, Last vs. Louisiana (1/13/22)

### REBOUNDS

Career 12 @ Georgia Southern (1/8/22)  
Season 12 @ Georgia Southern (1/8/22)

### ASSISTS

Career 13, 4x, Last vs. California Baptist (3/7/20)  
Season 10, 2x, Last vs. Louisiana (1/13/22)

### STEALS

Career 7, 3x, Last @ Utah Valley (2/26/21)  
Season 3, 3x, Last vs. Lamar (12/11/21)

### FIELD GOALS MADE

Career 9 @ Grand Canyon (2/29/20)  
Season 6 vs. Louisiana (1/13/22)

### FREE THROWS MADE

Career 12 @ Cal State Bakersfield (2/9/19)  
Season 6 @ Utah State (11/27/21)

### 3-POINTERS MADE

Career 3, 2x, Last vs. Tarleton State (3/6/21)  
Season 2 vs. Mary Hardin-Baylor (11/13/21)

### MINUTES

Career 40, 3x, Last @ Georgia Southern (1/8/22)  
Season 40 @ Georgia Southern (1/8/22)

## MISCELLANEOUS

	Season	Career
Double-Figure Points	4	50
20+ Points		2
Double-Figure Assists	2	17
5+ Steals		11
Double-Doubles	2	8

### CAREER AWARDS

2021 WAC All-Defensive Team  
2020 Lefty Driesell Defensive All-American Team  
2020 WAC Defensive Player of the Year  
2020 WAC All-Defensive Team  
2020 WAC Second Team  
2019 Lefty Driesell Defensive All-American Team  
2019 WAC Defensive Player of the Year  
2019 WAC All-Defensive Team

## CAREER STATS

			Total		3-Ptr		F-Throws		Rebounds											
Season	GP-GS	Min/Avg	FG-FGA	Pct	FG-FGA	Pct	FT-FTA	Pct	Off	Def	Tot	Avg	PF	FO	A	TO	Blk	Stl	Pts	Avg
2017-18	30-23	684/22.8	38-116	.328	7-27	.259	37-61	.607	4	67	71	2.4	62	1	114	44	1	35	120	4.0
2018-19	37-37	1201/32.5	123-312	.394	12-54	.222	108-162	.667	30	116	146	3.9	90	0	211	75	2	109	366	9.9
2019-20	25-25	808/32.3	97-251	.386	17-48	.354	75-106	.708	23	59	82	3.3	57	1	199	68	1	60	286	11.4
2020-21	14-14	441/31.5	49-126	.389	12-36	.333	36-58	.621	15	49	64	4.6	38	2	75	41	0	40	146	10.4
2021-22	16-16	459/28.7	41-101	.406	6-17	.353	11-27	.407	21	55	76	4.8	33	0	80	41	0	23	99	6.2
Total	122-115	3593/29.5	348-906	.384	54-182	.297	267-414	.645	93	346	439	3.6	280	4	679	269	4	267	1017	8.3

**2021-22: Recorded just the third triple-double in program history with 14 points, 10 rebounds and 10 assists against Louisiana (Jan. 13) ... reached 1,000 career points at Georgia Southern (Jan. 8); forced overtime in that game with a buzzer-beating 3-pointer ... in that same contest he recorded double-figure rebounds for the first time in his career with 12 ... double-double with 12 points and 10 assists versus Mary Hardin-Baylor (Nov. 13).**

**CAREER OVERVIEW:** Among active Division-I players, he ranks 4th with 679 career assists, tied for 5th with 2.19 career steals per game, 4th with 267 career steals and 8th with an assist-to-turnover ratio of 2.52.

## GAME-BY-GAME STATS

Opponent	Date	GS	MIN	Total FG-FGA	PCT	3-FG-3FGA	PCT	Free throws FT-FTA	PCT	Rebounds OFF DEF TOT AVG	PF	A	TO	BLK	STL	PTS	AVG
at Oklahoma St.	11/09/2021	*	24:55	2-5	.400	0-1	.000	0-0	.000	1 4 5 5.0	2	1	4	0	3	4	4.0
Mary Hardin-Baylor	11/13/2021	*	26:22	5-7	.714	2-2	1.000	0-0	.000	0 2 2 3.5	2	10	2	0	2	12	8.0
Abilene Christian	11/16/2021	*	31:14	1-4	.250	0-0	.000	0-0	.000	1 1 2 3.0	3	5	3	0	0	2	6.0
at North Texas	11/18/2021	*	15:04	0-4	.000	0-0	.000	0-0	.000	1 3 4 3.3	1	1	4	0	0	0	4.5
at San Diego St.	11/20/2021	*	31:44	2-8	.250	0-0	.000	1-4	.250	2 2 4 3.4	2	4	2	0	2	5	4.6
at Utah St.	11/27/2021	*	31:00	4-11	.364	0-1	.000	6-6	1.000	0 4 4 3.5	1	4	3	0	0	14	6.2
at UC Santa Barbara	11/29/2021	*	24:27	1-4	.250	0-0	.000	0-2	.000	1 2 3 3.4	4	6	1	0	3	2	5.6
Lamar University	12/11/2021	*	29:12	2-6	.333	1-4	.250	0-0	.000	1 4 5 3.6	2	6	4	0	3	5	5.5
at Oral Roberts	12/16/2021	*	31:12	4-12	.333	0-2	.000	2-3	.667	1 2 3 3.6	3	4	1	0	2	10	6.0
at Oklahoma	12/19/2021	*	20:27	0-3	.000	0-0	.000	0-0	.000	1 0 1 3.3	0	2	2	0	1	0	5.4
Howard Payne	12/22/2021	*	20:32	3-3	1.000	0-0	.000	0-0	.000	0 5 5 3.5	0	8	4	0	1	6	5.5
South Alabama	12/30/2021	*	29:57	2-3	.667	0-0	.000	1-5	.200	2 5 7 3.8	4	7	3	0	1	5	5.4
Troy	01/01/2022	*	29:55	2-9	.222	1-2	.500	0-0	.000	0 4 4 3.8	2	3	1	0	2	5	5.4
at Georgia St.	01/06/2022	*	33:29	3-5	.600	0-1	.000	0-2	.000	1 4 5 3.9	3	8	2	0	0	6	5.4
at Ga. Southern	01/08/2022	*	40:20	4-9	.444	1-3	.333	0-2	.000	3 9 12 4.4	2	1	3	0	2	9	5.7
Louisiana	01/13/2022	*	38:58	6-8	.750	1-1	1.000	1-3	.333	6 4 10 4.8	2	10	2	0	1	14	6.2
<b>Totals</b>			<b>16</b>	<b>458:47</b>	<b>41-101</b>	<b>.406</b>	<b>6-17</b>	<b>.353</b>	<b>11-27</b>	<b>.407</b>	<b>21 55 76 4.8</b>	<b>33 80 41</b>	<b>0 23 99</b>	<b>6.2</b>			

### Player Averages

Games Played	Minutes/game	Points/game	FG Pct	3FG Pct	FT Pct	Rebounds/game	Assists/game	Turnovers/game	Assist/Turnover ratio	Steals/game	Blocks/game
16	28.7	6.2	40.6	35.3	40.7	4.8	5.0	2.6	2.0	1.4	0.0





# HAYDEN BRITTINGHAM

# 2

Fr. F 6-5 209 Fort Worth, Texas

Coffeyville Community College | Crowley HS



## RECORD HIGHS

### POINTS

Career 17 vs. Cowley County (3/6/21)  
Season

### REBOUNDS

Career 8 vs. Missouri State-West Plains (1/20/21)  
Season

### BLOCKS

Career 3, 2x, Last vs. Neosho County (3/15/21)  
Season

### ASSISTS

Career 3 vs. Labette (1/23/21)  
Season

### STEALS

Career 2, 4x, Last vs. Chipola (4/23/21)  
Season

### FIELD GOALS MADE

Career 8 vs. Cowley County (3/6/21)  
Season

### FREE THROWS MADE

Career 8 vs. Missouri State-West Plains (1/20/21)  
Season

### MINUTES

Career 24 vs. Cowley County (3/6/21)  
Season

## BIO BLAST

**2021-22:** Has not played this season (coach's decision).

**2020-21:** Shot 56 percent from the floor over 30 games ... helped lead Coffeyville CC to the 2021 NJCAA Division I National Championship ... scored in double figures 10 times, highlighted by a 17-point performance against Cowley County CC (Mar. 6) ... scored 12 points and grabbed six rebounds in his NJCAA Tournament debut ... in the semifinal matchup against perennial JUCO power Chipola College, he played a season-high 24 minutes and pulled down seven key rebounds – one shy of matching his high for the year – in a pivotal 66-63 win.

## PAINT TOUCHES

- Born in Delaware before moving to Fort Worth when he was in 3rd grade.
- Has a twin sister, Avery, who plays basketball at Stephen F. Austin.
- Favorite food/snack is dipping Cheez-Its in Greek Yogurt.
- Has known UTA associate head coach Royce 'Snoop' Johnson since 5th grade.
- Also played football (quarterback) and was a track and field high jumper in high school.
- Named to the District 5-5A First Team and also the TABC 5A Region 1 Team in high school.

## GAME-BY-GAME STATS

## MISCELLANEOUS

	Season	Career
Double-Figure Points		10
20+ Points		
5+ Rebounds		13
2+ Steals		4
2+ Blocks		5



## CAREER STATS

Season	GP-GS	Min/Avg	Total		3-Ptr		F-Throws		Rebounds				PF	FO	A	TO	Blk	Stl	Pts	Avg
			FG-FGA	Pct	FG-FGA	Pct	FT-FTA	Pct	Off	Def	Tot	Avg								
2020-21	30-0	477/15.9	87-156	.558	0-1	.000	31-62	.500	60	72	132	4.4	70	0	20	30	23	20	205	6.8
2021-22	0-0	0/0.0	0-0	.000	0-0	.000	0-0	.000	0	0	0	0.0	0	0	0	0	0	0	0	0.0
Total	30-0	477/15.9	87-156	.558	0-1	.000	31-62	.500	60	72	132	4.4	70	0	20	30	23	20	205	6.8



# CARSON BISCHOFF

# 3

R-Jr. G 6-4 210 Ogden, Utah

Utah State Treasure Valley CC Utah State Eastern Weber HS



## RECORD HIGHS

### POINTS

Career 34 vs. Mt. Hood (12/14/18)  
Season 9 @ Utah State (11/27/21)

### REBOUNDS

Career 12 vs. Spokane (1/12/19)  
Season 4 @ Oral Roberts (12/16/21)

### ASSISTS

Career 7, 3x, Last vs. Blue Mountain (1/9/19)  
Season 2 vs. Lamar (12/11/21)

### STEALS

Career 5 @ Southern Idaho (11/20/18)  
Season 2 @ Utah State (11/27/21)

### FIELD GOALS MADE

Career 12 vs. Mt. Hood (12/14/18)  
Season 3 @ Utah State (11/27/21)

### FREE THROWS MADE

Career 8 vs. Snow (11/29/18)  
Season 1 @ Oral Roberts (12/16/21)

### 3-POINT FIELD GOALS MADE

Career 8, 2x, Last vs. Big Bend (1/19/19)  
Season 3 @ Utah State (11/27/21)

### MINUTES

Career 40, 4x, Last vs. Yakima Valley (2/6/19)  
Season 26 @ Oklahoma (12/19/21)

## MISCELLANEOUS

	Season	Career
Double-Figure Points		23
20+ Points		13
Double-Doubles		5
3+ 3-Pointers	1	17
1+ Steals	3	28

• Enjoys watching/playing golf; big fan of Utah native Tony Finau and Dallas native Jordan Spieth.

• His uncle played basketball at Weber State.

• Earned First Team All-Region honors as a high school senior in 2016-17 after averaging 15.7 points and 6.5 rebounds.

## CAREER STATS

Season	GP-GS	Min/Avg	Total		3-Ptr		F-Throws		Rebounds											
			FG-FGA	Pct	FG-FGA	Pct	FT-FTA	Pct	Off	Def	Tot	Avg	PF	FO	A	TO	Blk	Stl	Pts	Avg
2017-18	13-0	212/16.3	31-76	.408	13-41	.317	13-20	.650	10	31	41	3.2	14	0	15	14	0	13	88	6.8
2018-19	21-21	0/0.0	135-314	.430	75-192	.391	68-84	.810	21	118	139	6.6	32	0	55	34	6	34	413	19.7
2020-21	15-0	118/7.9	7-34	.206	6-32	.188	0-0	.000	0	9	9	0.6	16	1	3	3	1	2	20	1.3
2021-22	9-4	151/16.8	11-29	.379	11-27	.407	1-3	.333	0	11	11	1.2	8	0	6	2	0	5	34	3.8
Total	58-25	481/8.3	184-453	.406	105-292	.360	82-107	.766	31	169	200	3.4	70	1	79	53	7	54	555	9.6

## BIO BLAST

**2021-22:** Did not play at Georgia State (Jan. 6) nor at Georgia Southern (Jan. 8) due to COVID protocols ... underwent minor back surgery the week of Nov. 15 to repair an on-going nerve issue ... was cleared to return to the court the week of Nov. 22 and made his season debut on Nov. 27 at Utah State, knocking down three 3-pointers ... had about 30 friends and family at the Utah State game (native of Ogden, Utah, about 30 minutes from Logan).

**2020-21:** Best performance of the season came with six points off a pair of 3-pointers against Dallas Christian (Dec. 17).

## PAINT TOUCHES

• Served a two-year LDS Church (The Church of Jesus Christ of Latter-day Saints) Mission in St. Louis, Mo.

• During that Mission he helped people with various manual-labor tasks: mowing lawns, raking leaves, shoveling driveways, etc.

• Lived with a new companion every six weeks during the Mission. The goal of the Mission is simply to show love to all people throughout the world.

• Committed to UTA without stepping foot on campus in the summer of 2020 during the peak of COVID – took virtual tours to look at facilities, etc.

## GAME-BY-GAME STATS

Opponent	Date	GS	MIN	Total FG-FGA PCT	3-Pointers 3FG-3FGA PCT	Free throws FT-FTA PCT	Rebounds OFF DEF TOT AVG	PF A TO BLK STL PTS AVG
at Utah St.	11/27/2021		16:46	3-5 .600	3-5 .600	0-0 .000	0 2 2 2.0	2 0 1 0 2 9 9.0
at UC Santa Barbara	11/29/2021		15:43	1-1 1.000	1-1 1.000	0-0 .000	0 0 0 1.0	2 1 0 0 1 3 6.0
Lamar University	12/11/2021		16:13	1-3 .333	1-3 .333	0-0 .000	0 1 1 1.0	1 2 0 0 0 3 5.0
at Oral Roberts	12/16/2021		22:37	2-3 .667	2-3 .667	1-3 .333	0 4 4 1.8	1 0 0 0 1 7 5.5
at Oklahoma	12/19/2021	*	25:32	2-7 .286	2-6 .333	0-0 .000	0 3 3 2.0	0 0 0 0 0 6 5.6
Howard Payne	12/22/2021	*	20:24	1-5 .200	1-5 .200	0-0 .000	0 1 1 1.8	1 1 0 0 1 3 5.2
South Alabama	12/30/2021	*	15:29	0-2 .000	0-2 .000	0-0 .000	0 0 0 1.6	1 1 0 0 0 4 4.4
Troy	01/01/2022	*	12:06	0-2 .000	0-1 .000	0-0 .000	0 0 0 1.4	0 1 0 0 0 3 3.9
Louisiana	01/13/2022		05:18	1-1 1.000	1-1 1.000	0-0 .000	0 0 0 1.2	0 0 1 0 0 3 3.8
Totals		4	150:08	11-29 .379	11-27 .407	1-3 .333	0 11 11 1.2	8 6 2 0 5 34 3.8

### Player Averages

Games Played	Minutes/game	Points/game	FG Pct	3FG Pct	FT Pct	Rebounds/game	Assists/game	Turnovers/game	Assist/Turnover ratio	Steals/game	Blocks/game
9	16.7	3.8	37.9	40.7	33.3	1.2	0.7	0.2	3.0	0.6	0.0



# DAVID AZORE

# 4

Gr. **G** **6-4** **211** **Houston, Utah**  
**Clear Brook High School**



## RECORD HIGHS

### POINTS

**Career** 33, 2x, Last @ Georgia Southern (1/8/22)  
**Season** 33 @ Georgia Southern (1/8/22)

### REBOUNDS

**Career** 13 @ Texas State (2/2/19)  
**Season** 9 @ Georgia Southern (1/8/22)

### ASSISTS

**Career** 8 vs. ULM (2/1/20)  
**Season** 4 vs. Lamar (12/11/21)

### STEALS

**Career** 3, 6x, Last @ Louisiana (2/22/21)  
**Season** 2, 2x, Last @ UC Santa Barbara (11/29/21)

### FIELD GOALS MADE

**Career** 12 @ Georgia Southern (1/8/22)  
**Season** 12 @ Georgia Southern (1/8/22)

### FREE THROWS MADE

**Career** 11 vs. Troy (3/5/21)  
**Season** 9 vs. Lamar (12/11/21)

### 3-POINT FIELD GOALS MADE

**Career** 5 @ Georgia Southern (1/8/22)  
**Season** 5 @ Georgia Southern (1/8/22)

### MINUTES

**Career** 41 vs. South Alabama (12/30/21)  
**Season** 41 vs. South Alabama (12/30/21)

## MISCELLANEOUS

	Season	Career
Double-Figure Points	12	60
20+ Points	4	11
Double-Doubles		6
5+ Rebounds	7	39
1+ Steals	8	53

## CAREER AWARDS

2021-22 Sun Belt Preseason Second Team

2020 Sun Belt Conference Second Team

2020 NABC All-District Second Team

2020-21 Sun Belt Conference Academic Honor Roll

## CAREER STATS

Season	GP-GS	Min/Avg	Total		3-Ptr		F-Throws		Rebounds											
			FG-FGA	Pct	FG-FGA	Pct	FT-FTA	Pct	Off	Def	Tot	Avg	PF	FO	A	TO	Blk	Stl	Pts	Avg
2018-19	32-17	743/23.2	75-233	.322	9-47	.191	110-135	.815	21	113	134	4.2	60	1	51	83	2	19	269	8.4
2019-20	32-29	963/30.1	149-340	.438	32-97	.330	119-157	.758	18	136	154	4.8	77	0	117	65	5	33	449	14.0
2020-21	12-12	283/23.6	51-118	.432	14-32	.438	38-46	.826	3	54	57	4.8	22	1	25	14	2	21	154	12.8
2021-22	14-14	462/33.0	79-195	.405	12-44	.273	71-86	.826	4	58	62	4.4	25	1	22	45	0	10	241	17.2
Total	90-72	2451/27.2	354-886	.400	67-220	.305	338-424	.797	46	361	407	4.5	184	3	215	207	9	83	1113	12.4

**2021-22: Did not play versus Louisiana (Jan. 13) due to COVID protocols ... tied a career high with 33 points on a career-best 5-5 from 3-point range at Georgia Southern (Jan. 8); also had 33 points at Georgia Southern on Dec. 21, 2019 ... first Sun Belt Player of the Week honor on Jan. 4 after averaging 27 points and seven rebounds in a pair of wins ... second-career 30+ point game with exactly 30 versus South Alabama (Dec. 30) ... followed it up with a 24-point outing versus Troy (Jan. 1) ... became the 28th member of UTA's 1,000 Point Club with a free throw in the 1st half at Oklahoma (Dec. 19) ... did not play against Howard Payne (Dec. 22) due to a non-COVID illness ... has led UTA in scoring a team-high nine times ... all 16 of his points at Oral Roberts (Dec. 16) came in the 2nd half.**

## GAME-BY-GAME STATS

Opponent	Date	GS	MIN	Total		3-Pointers		Free throws		Rebounds				PF	A	TO	BLK	STL	PTS	AVG	
				FG-FA	PCT	3FG-3FGA	PCT	FT-FTA	PCT	OFF	DEF	TOT	AVG								
at Oklahoma St.	11/09/2021	*	26:42	2-9	.222	0-3	.000	2-3	.667	0	1	1	1.0	2	1	4	0	0	6	6.0	
Mary Hardin-Baylor	11/13/2021	*	23:36	5-10	.500	0-2	.000	5-5	1.000	1	4	5	3.0	0	1	2	0	2	15	10.5	
Abilene Christian	11/16/2021	*	35:00	7-14	.500	1-5	.200	6-8	.750	1	7	8	4.7	4	2	7	0	0	21	14.0	
at North Texas	11/18/2021	*	25:06	0-6	.000	0-1	.000	5-5	1.000	0	3	3	4.3	0	0	2	0	0	5	11.8	
at San Diego St.	11/20/2021	*	36:53	5-16	.313	0-2	.000	5-7	.714	0	2	2	3.8	5	0	4	0	1	15	12.4	
at Utah St.	11/27/2021	*	32:55	7-17	.412	1-4	.250	2-2	1.000	0	3	3	3.7	2	2	3	0	1	17	13.2	
at UC Santa Barbara	11/29/2021	*	33:36	3-13	.231	0-3	.000	5-7	.714	0	2	2	3.4	3	3	4	0	2	11	12.9	
Lamar University	12/11/2021	*	35:01	3-11	.273	1-5	.200	9-10	.900	0	6	6	3.8	1	4	4	0	1	16	13.3	
at Oral Roberts	12/16/2021	*	33:36	6-15	.400	1-2	.500	3-4	.750	0	1	1	3.4	1	0	2	0	0	16	13.6	
at Oklahoma	12/19/2021	*	28:58	4-10	.400	1-4	.250	6-8	.750	0	3	3	3.4	0	1	2	0	1	15	13.7	
South Alabama	12/30/2021	*	41:23	11-20	.550	0-3	.000	8-9	.889	1	6	7	3.7	4	3	6	0	0	30	15.2	
Troy	01/01/2022	*	33:00	9-17	.529	1-3	.333	5-5	1.000	1	6	7	4.0	0	2	1	0	1	24	15.9	
at Georgia St.	01/06/2022	*	35:44	5-16	.313	1-2	.500	6-6	1.000	0	5	5	4.1	1	1	1	0	0	17	16.0	
at Ga. Southern	01/08/2022	*	40:09	12-21	.571	5-5	1.000	4-7	.571	0	9	9	4.4	2	2	3	0	1	33	17.2	
Totals			14	461:39	79-195	.405	12-44	.273	71-86	.826	4	58	62	4.4	25	22	45	0	10	241	17.2

## Player Averages

Games Played	Minutes/game	Points/game	FG Pct	3FG Pct	FT Pct	Rebounds/game	Assists/game	Turnovers/game	Assist/Turnover ratio	Steals/game	Blocks/game
14	33.0	17.2	40.5	27.3	82.6	4.4	1.6	3.2	0.5	0.7	0.0





# BRANDYN TALBOT

# 5

Fr. G 6-5 176 Newmarket, Ontario  
Dream City Christian School



@BrandynTalbot



@talllbot

## RECORD HIGHS

### POINTS

Career 13, 2x, Last vs. Howard Payne (12/22/21)  
Season 13 vs. Howard Payne (12/22/21)

### REBOUNDS

Career 8 vs. Howard Payne (12/22/20)  
Season 4 vs. Howard Payne (12/22/21)

### ASSISTS

Career 3, 3x, Last vs. Howard Payne (12/22/21)  
Season 3, 2x, Last vs. Howard Payne (12/22/21)

### STEALS

Career 1, 6x, Last vs. Louisiana (1/13/22)  
Season 1, 5x, Last vs. Louisiana (1/13/22)

### FIELD GOALS MADE

Career 5 vs. Howard Payne (12/22/21)  
Season 5 vs. Howard Payne (12/22/21)

### FREE THROWS MADE

Career 4 vs. Hardin-Simmons (12/11/20)  
Season 2 @ Georgia State (1/6/22)

### 3-POINT FIELD GOALS MADE

Career 3, 2x, Last vs. Howard Payne (12/22/21)  
Season 3 vs. Howard Payne (12/22/21)

### MINUTES

Career 26 vs. Louisiana (1/13/22)  
Season 26 vs. Louisiana (1/13/22)

## MISCELLANEOUS

	Season	Career
Double-Figure Points	1	4
20+ Points		
2+ 3-Pointers	3	6
5+ Rebounds		1
1+ Steals	5	6



## CAREER STATS

			Total		3-Ptr		F-Throws		Rebounds												
Season	GP-GS	Min/Avg	FG-FGA	Pct	FG-FGA	Pct	FT-FTA	Pct	Off	Def	Tot	Avg	PF	FO	A	TO	Blk	Stl	Pts	Avg	
2020-21	12-0	100/8.3	12-38	.316	8-28	.286	7-12	.583	0	15	15	1.3	11	0	7	12	1	1	39	3.3	
2021-22	13-1	201/15.5	21-61	.344	16-52	.308	2-2	1.000	2	14	16	1.2	11	0	14	14	0	5	60	4.6	
Total	25-1	301/12.0	33-99	.333	24-80	.300	9-14	.643	2	29	31	1.2	22	0	21	26	1	6	99	4.0	

## BIO BLAST

**2021-22: Has made at least one 3-pointer in every game but one** (only played 69 seconds in that contest at Utah State) ... first-career start versus Louisiana (Jan. 13) ... most points versus a D-I opponent in his career with eight at Georgia State (Jan. 6), and followed it up with seven at Georgia Southern (Jan. 8) ... **tied for the team lead with 16 made 3s** ... any games not played in this season have been a coach's decision ... team-high three steals at Oklahoma (Dec. 19) ... tied a career high with 13 points against Howard Payne (Dec. 22), matching a career best with three 3-pointers.

## PAINT TOUCHES

- During his year at Bella Vista Prep, he was not only teammates, but also roommates, with Nicolas Elame.
- He now rooms with Elame, who had a significant impact in Talbot choosing to attend UTA.
- Has lived on his own/with high school teammates since he moved to the United States in 2015-16.
- Has seven other siblings; he is the middle child.
- Averaged 12.4 points, 2.9 assists and 2.4 rebounds per game playing against some of the best competition in the country as a high school senior in 2019-20; Dream City was ranked as high as #21 in the nation by USA Today that year.

## GAME-BY-GAME STATS

Opponent	Date	GS	MIN	Total		3-Pointers		Free throws		Rebounds				PF	A	TO	BLK	STL	PTS	AVG
				FG-FGA	PCT	3FG-3FGA	PCT	FT-FTA	PCT	OFF	DEF	TOT	AVG							
at Oklahoma St.	11/09/2021		17:13	1-4	.250	1-4	.250	0-0	.000	0	2	2	2.0	0	0	2	0	0	3	3.0
Mary Hardin-Baylor	11/13/2021		24:39	2-5	.400	2-5	.400	0-0	.000	0	3	3	2.5	1	2	3	0	1	6	4.5
Abilene Christian	11/16/2021		06:38	1-1	1.000	1-1	1.000	0-0	.000	0	1	1	2.0	1	0	0	0	0	3	4.0
at North Texas	11/18/2021		16:52	2-4	.500	1-3	.333	0-0	.000	0	1	1	1.8	1	0	3	0	0	5	4.3
at Utah St.	11/27/2021		01:09	0-0	.000	0-0	.000	0-0	.000	0	0	0	1.4	0	0	0	0	0	0	3.4
at Oral Roberts	12/16/2021		09:37	1-3	.333	1-3	.333	0-0	.000	0	0	0	1.2	0	0	1	0	0	3	3.3
at Oklahoma	12/19/2021		14:28	1-3	.333	1-3	.333	0-0	.000	0	0	0	1.0	0	3	0	0	1	3	3.3
Howard Payne	12/22/2021		21:52	5-7	.714	3-5	.600	0-0	.000	2	2	4	1.4	3	3	3	0	1	13	4.5
South Alabama	12/30/2021		08:46	1-2	.500	1-2	.500	0-0	.000	0	0	0	1.2	0	1	1	0	0	3	4.3
Troy	01/01/2022		06:59	1-2	.500	1-2	.500	0-0	.000	0	0	0	1.1	0	0	0	0	0	3	4.2
at Georgia St.	01/06/2022		22:28	2-10	.200	2-8	.250	2-2	1.000	0	2	2	1.2	3	2	1	0	0	8	4.5
at Ga. Southern	01/08/2022		21:47	3-11	.273	1-8	.125	0-0	.000	0	0	0	1.1	0	1	0	0	1	7	4.8
Louisiana	01/13/2022	*	26:29	1-9	.111	1-8	.125	0-0	.000	0	3	3	1.2	2	2	0	0	1	3	4.6
<b>Totals</b>			<b>1 198:57</b>	<b>21-61</b>	<b>.344</b>	<b>16-52</b>	<b>.308</b>	<b>2-2</b>	<b>1.000</b>	<b>2</b>	<b>14</b>	<b>16</b>	<b>1.2</b>	<b>11</b>	<b>14</b>	<b>14</b>	<b>0</b>	<b>5</b>	<b>60</b>	<b>4.6</b>

### Player Averages

Games Played	Minutes/game	Points/game	FG Pct	3FG Pct	FT Pct	Rebounds/game	Assists/game	Turnovers/game	Assist/Turnover ratio	Steals/game	Blocks/game
13	15.3	4.6	34.4	30.8	100.0	1.2	1.1	1.1	1.0	0.4	0.0



# JACK HOIBERG

# 10

Gr. G 5-11 172 Burr Ridge, Illinois

Michigan State Hinsdale High School



## RECORD HIGHS

### POINTS

Career 11 @ UC Santa Barbara (11/29/21)  
Season 11 @ UC Santa Barbara (11/29/21)

### REBOUNDS

Career 4 @ North Texas (11/18/21)  
Season 4 @ North Texas (11/18/21)

### ASSISTS

Career 6 vs. Western Michigan (12/29/19)  
Season 5 vs. Mary Hardin-Baylor (11/13/21)

### STEALS

Career 1, 7x, Last vs. Howard Payne (12/22/21)  
Season 1, 4x, Last vs. Howard Payne (12/22/21)

### FIELD GOALS MADE

Career 3, 3x, Last vs. Louisiana (1/13/22)  
Season 3, 3x, Last vs. Louisiana (1/13/22)

### FREE THROWS MADE

Career 9 @ UC Santa Barbara (11/29/21)  
Season 9 @ UC Santa Barbara (11/29/21)

### 3-POINTERS MADE

Career 2, 3x, Last vs. Howard Payne (12/22/21)  
Season 2, 3x, Last vs. Howard Payne (12/22/21)

### MINUTES

Career 25, 2x, Last @ North Texas (11/18/21)  
Season 25, 2x, Last @ North Texas (11/18/21)

## MISCELLANEOUS

	Season	Career
Double-Figure Points	2	2
20+ Points		
1+ 3-Pointers	6	9
5+ Assists	1	2
1+ Steals	4	7

• UTA pursued him harder than any other school, and he wanted to go to school/live in the South after spending his entire life in seven different Midwest states.

• Received an undergrad degree in Communications from Michigan State and is now pursuing a Master's degree from UTA in Higher Education Leadership.

## CAREER STATS

Season	GP-GS	Min/Avg	Total		3-Ptr		F-Throws		Rebounds											Pts	Avg
			FG-FGA	Pct	FG-FGA	Pct	FT-FTA	Pct	Off	Def	Tot	Avg	PF	FO	A	TO	Blk	Stl			
2018-19	14-0	18/1.3	2-6	.333	2-3	.667	4-4	1.000	1	1	2	0.1	0	0	3	5	0	1	10	0.7	
2019-20	14-0	41/2.9	4-12	.333	1-4	.250	10-14	.714	1	2	3	0.2	6	0	12	3	0	2	19	1.4	
2020-21	14-0	44/3.1	2-13	.154	0-6	.000	3-7	.429	1	2	3	0.2	4	0	5	2	0	0	7	0.5	
2021-22	14-0	257/18.4	21-57	.368	9-26	.346	17-21	.810	7	14	21	1.5	23	0	23	15	0	4	68	4.9	
Total	56-0	360/6.4	29-88	.330	12-39	.308	34-46	.739	10	19	29	0.5	33	0	43	25	0	7	104	1.9	

## BIO BLAST

**2021-22:** Did not play at Georgia State (Jan. 6) nor at Georgia Southern (Jan. 8) due to COVID protocols ... **36 points in his first 44 career games, 66 points in his last 12 games** ... first time scoring in double figures with 10 versus Abilene Christian (Nov. 16) ... went 9-9 from the free throw line en route to a career-high 11 points at UC Santa Barbara (Nov. 29) ... all nine points versus Louisiana (Jan. 13) came in the 2nd half.

**2017-21 AT MICHIGAN STATE:** Red-shirt in 2017-18; walk-on for 2018-19 and 2019-20 before being put on scholarship for 2020-21.

**TOM IZZO:** "Jack Hoiberg is one of the smartest, toughest and hardest-working players I've had at Michigan State."

## GAME-BY-GAME STATS

Opponent	Date	GS	MIN	Total		3-Pointers		Free throws		Rebounds				PF	A	TO	BLK	STL	PTS	AVG
				FG-FGA	PCT	3FG-3FGA	PCT	FT-FTA	PCT	OFF	DEF	TOT	AVG							
at Oklahoma St.	11/09/2021		17:47	0-2	.000	0-0	.000	0-0	.000	1	0	1	1.0	1	0	0	0	0	0	0.0
Mary Hardin-Baylor	11/13/2021		16:22	1-5	.200	0-4	.000	0-0	.000	2	1	3	2.0	3	5	2	0	0	2	1.0
Abilene Christian	11/16/2021		25:04	2-3	.667	1-1	1.000	5-6	.833	1	2	3	2.3	2	2	0	0	10	4.0	4.0
at North Texas	11/18/2021		25:12	2-4	.500	0-1	.000	0-1	.000	1	3	4	2.8	3	1	3	0	1	4	4.0
at San Diego St.	11/20/2021		18:56	3-6	.500	2-3	.667	0-0	.000	1	1	2	2.6	2	1	0	0	0	8	4.8
at Utah St.	11/27/2021		14:32	2-5	.400	1-3	.333	0-0	.000	0	0	0	2.2	1	1	2	0	0	5	4.8
at UC Santa Barbara	11/29/2021		18:42	1-6	.167	0-1	.000	9-9	1.000	0	2	2	2.1	0	3	0	0	0	11	5.7
Lamar University	12/11/2021		11:15	0-2	.000	0-1	.000	0-1	.000	0	2	2	2.1	1	1	0	0	1	0	5.0
at Oral Roberts	12/16/2021		13:33	1-1	1.000	0-0	.000	0-0	.000	0	1	1	2.0	2	2	2	0	0	2	4.7
at Oklahoma	12/19/2021		19:33	0-4	.000	0-1	.000	0-0	.000	0	0	0	1.8	1	0	0	0	1	0	4.2
Howard Payne	12/22/2021		21:23	3-7	.429	2-4	.500	0-0	.000	1	1	2	1.8	1	4	1	0	1	8	4.5
South Alabama	12/30/2021		20:14	1-4	.250	1-3	.333	0-0	.000	0	0	0	1.7	2	1	1	0	0	3	4.4
Troy	01/01/2022		18:39	2-5	.400	1-3	.333	1-2	.500	0	0	0	1.5	2	1	0	0	0	6	4.5
Louisiana	01/13/2022		16:23	3-3	1.000	1-1	1.000	2-2	1.000	0	1	1	1.5	2	1	2	0	0	9	4.9
<b>Totals</b>			<b>0 257:35</b>	<b>21-57</b>	<b>.368</b>	<b>9-26</b>	<b>.346</b>	<b>17-21</b>	<b>.810</b>	<b>7</b>	<b>14</b>	<b>21</b>	<b>1.5</b>	<b>23</b>	<b>23</b>	<b>15</b>	<b>0</b>	<b>4</b>	<b>68</b>	<b>4.9</b>

### Player Averages

Games Played	Minutes/game	Points/game	FG Pct	3FG Pct	FT Pct	Rebounds/game	Assists/game	Turnovers/game	Assist/Turnover ratio	Steals/game	Blocks/game
14	18.4	4.9	36.8	34.6	81.0	1.5	1.6	1.1	1.5	0.3	0.0





# LAZARO ROJAS

# 12

Gr. F 6-11 239 Porto Seguro, Brazil

Fresno State Score Academy



## RECORD HIGHS

### POINTS

Career 11, 2x, Last vs. Howard Payne (12/22/20)

Season 8, 2x, Last @ Oral Roberts (12/16/21)

### REBOUNDS

Career 9, 2x, Last vs. Hardin-Simmons (12/11/20)

Season 7 vs. Howard Payne (12/22/21)

### OFFENSIVE REBOUNDS

Career 6 vs. Pacific (11/28/18)

Season 2 @ Utah State (11/27/21)

### BLOCKS

Career 2, 4x, Last vs. Howard Payne (12/22/21)

Season 2 vs. Howard Payne (12/22/21)

### FIELD GOALS MADE

Career 5 vs. Howard Payne (12/22/20)

Season 4 @ Oral Roberts (12/16/21)

### FREE THROWS MADE

Career 6 vs. Weber State (12/5/18)

Season 2, 3x, Last @ Utah State (11/27/21)

### MINUTES

Career 19, 2x, Last @ North Texas (11/18/21)

Season 19 @ North Texas (11/18/21)

## MISCELLANEOUS

	Season	Career
Double-Figure Points		3
20+ Points		
Double-Doubles		
5+ Rebounds	2	10
2+ Blocks	1	4

• Last year, he suffered a leg injury in the 2nd half at Little Rock (Jan. 2) and missed 13 games in conference before returning on Feb. 26.

• Scored 30 of his 49 points on the year in a three-game stretch (Dec. 11-22).

• Pulled down six rebounds – tied for his most against a D-I opponent – in the Sun Belt Tournament opposite Troy (Mar. 5).

## CAREER STATS

Season	GP-GS	Min/Avg	Total		3-Ptr		F-Throws		Rebounds				PF				Pts	
			FG-FGA	Pct	FG-FGA	Pct	FT-FTA	Pct	Off	Def	Tot	Avg	PF	FO	A	TO	Blk	Avg
2017-18	8-0	17/2.1	1-3	.333	0-1	.000	0-0	.000	2	2	4	0.5	1	0	1	1	0	0.3
2018-19	27-2	221/8.2	26-49	.531	0-0	.000	20-32	.625	19	37	56	2.1	29	0	5	26	11	2.7
2019-20	10-0	51/5.1	4-8	.500	0-2	.000	2-5	.400	5	7	12	1.2	5	0	2	1	1	1.0
2020-21	12-2	125/10.4	19-30	.633	0-1	.000	11-15	.733	15	23	38	3.2	13	0	5	7	4	4.1
2021-22	14-2	137/9.8	19-41	.463	2-6	.333	6-10	.600	5	27	32	2.3	26	0	5	20	5	3.3
Total	71-6	551/7.8	69-131	.527	2-10	.200	39-62	.629	46	96	142	2.0	74	0	18	55	21	2.5

## BIO BLAST

**2021-22: Did not play versus Louisiana (Jan. 13) due to COVID protocols** ... best overall game of the year has been an eight-point, six-rebound performance at Utah State (Nov. 27) ... suffered an eye injury in practice before the UC Santa Barbara game (Nov. 29) and did not play in that contest ... tied a season high with eight points at Oral Roberts (Dec. 16) ... season-best seven rebounds against Howard Payne (Dec. 22); also **went 2-2 from 3-point range in that game for his first-career triples (was 0-7 entering the game).**

## PAINT TOUCHES

- Lived in Brazil until he was 15. Moved to Italy with his mother from ages 15-18 before returning to Brazil to play club basketball in advance of moving to Florida and graduating from Score Academy.
- His father now lives in McKinney, about an hour from campus.
- Call him: Laz.
- Also recruited by Alabama, Colorado State, Maryland, NC State and Ohio State out of high school.
- Committed to UTA without stepping foot on campus in the summer of 2020 during the peak of COVID – took virtual tours to look at facilities, etc.
- Learned to play the ukulele during COVID quarantine.

## GAME-BY-GAME STATS

Opponent	Date	GS	MIN	Total		3-Pointers		Free throws		Rebounds				PF	A	TO	BLK	STL	PTS	AVG
				FG-FGA	PCT	3FG-3FGA	PCT	FT-FTA	PCT	OFF	DEF	TOT	AVG							
at Oklahoma St.	11/09/2021		14:26	1-3	.333	0-0	.000	0-1	.000	0	4	4	4.0	1	0	2	0	0	2	2.0
Mary Hardin-Baylor	11/13/2021		05:50	2-2	1.000	0-0	.000	2-2	1.000	1	3	4	4.0	3	1	2	0	0	6	4.0
Abilene Christian	11/16/2021	*	09:51	0-1	.000	0-1	.000	2-2	1.000	0	2	2	3.3	1	1	3	0	2	2	3.3
at North Texas	11/18/2021	*	18:41	2-3	.667	0-1	.000	0-0	.000	1	0	1	2.8	3	0	2	1	1	4	3.5
at San Diego St.	11/20/2021		08:09	1-1	1.000	0-0	.000	0-0	.000	0	0	0	2.2	3	0	0	0	0	2	3.2
at Utah St.	11/27/2021		16:39	3-4	.750	0-0	.000	2-2	1.000	2	4	6	2.8	4	0	2	0	1	8	4.0
Lamar University	12/11/2021		12:10	2-6	.333	0-0	.000	0-1	.000	0	4	4	3.0	2	0	2	1	0	4	4.0
at Oral Roberts	12/16/2021		10:21	4-8	.500	0-0	.000	0-0	.000	1	1	2	2.9	2	1	2	1	0	8	4.5
at Oklahoma	12/19/2021		06:52	1-4	.250	0-1	.000	0-0	.000	0	0	0	2.6	2	0	2	0	0	2	4.2
Howard Payne	12/22/2021		13:18	2-3	.667	2-2	1.000	0-0	.000	0	7	7	3.0	1	2	1	2	0	6	4.4
South Alabama	12/30/2021		03:33	0-2	.000	0-0	.000	0-0	.000	0	0	0	2.7	1	0	2	0	0	0	4.0
Troy	01/01/2022		03:13	0-1	.000	0-0	.000	0-1	.000	0	1	1	2.6	2	0	0	0	0	0	3.7
at Georgia St.	01/06/2022		03:13	1-1	1.000	0-0	.000	0-0	.000	0	0	0	2.4	0	0	0	0	0	2	3.5
at Ga. Southern	01/08/2022		10:14	0-2	.000	0-1	.000	0-1	.000	0	1	1	2.3	1	0	0	0	0	0	3.3
Totals		2	136:30	19-41	.463	2-6	.333	6-10	.600	5	27	32	2.3	26	5	20	5	4	46	3.3

### Player Averages

Games Played	Minutes/ game	Points/ game	FG Pct	3FG Pct	FT Pct	Rebounds/ game	Assists/ game	Turnovers/ game	Assist/Turnover ratio	Steals/ game	Blocks/ game
14	9.7	3.3	46.3	33.3	60.0	2.3	0.4	1.4	0.3	0.3	0.4



# NICOLAS ELAME

# 20

So. G 6-3 192 Paris, France  
Bella Vista Prep

uh-LALM-eh

@nicolaselame

@nicolaselame

## RECORD HIGHS

### POINTS

Career 17, 2x, Last vs. Mary Hardin-Baylor (11/13/21)

Season 17 vs. Mary Hardin-Baylor (11/13/21)

### REBOUNDS

Career 9, 3x, Last @ Georgia State (1/6/22)

Season 9 @ Georgia State (1/6/22)

### ASSISTS

Career 6 @ Louisiana Tech (11/27/20)

Season 4 @ Georgia Southern (1/8/22)

### STEALS

Career 4 vs. Louisiana (1/13/22)

Season 4 vs. Louisiana (1/13/22)

### FIELD GOALS MADE

Career 7 vs. Mary Hardin-Baylor (11/13/21)

Season 7 vs. Mary Hardin-Baylor (11/13/21)

### FREE THROWS MADE

Career 5 vs. Texas State (2/11/21)

Season 3 vs. Louisiana (1/13/22)

### 3-POINT FIELD GOALS MADE

Career 3 @ Georgia Southern (1/8/22)

Season 3 @ Georgia Southern (1/8/22)

### MINUTES

Career 35, 2x, Last vs. Texas State (2/11/21)

Season 34 @ Georgia Southern (1/8/22)

## BIO BLAST

**2021-22: Just missed what would have been his first-career double-double with nine points and a career-high-tying nine rebounds at Georgia State (Jan. 6) ... followed it up with a 13-point outing at Georgia Southern (Jan. 8) for his most points this year versus a D-I team ... matched that with 13 points versus Louisiana (Jan. 13) while adding a career-best four steals ... returned at Oklahoma on Dec. 19 after missing the previous month (four games in total) with a hamstring injury ... led UTA with 17 points off the bench versus Mary Hardin-Baylor (Nov. 13) ... 11 points at San Diego State (Nov. 20) ... 12 points against Howard Payne (Dec. 22).**

## PAINT TOUCHES

- Born in Paris and moved to Cameroon shortly after his birth until he was 14.
- Moved back to Paris for two years before coming to America when he was 16; lived with his cousin in Orlando upon moving to the U.S. and attended Downey Christian School.
- Moved to Houston to live with his aunt, and played his AAU ball with the Houston Defenders.
- Transferred to Bella Vista Prep in Arizona for his junior and season years; roommates with Brandyn Talbot his senior year.
- Call him: Nic.

## MISCELLANEOUS

	Season	Career
Double-Figure Points	5	13
20+ Points		
Double-Doubles		
5+ Rebounds	2	15
1+ Steals	9	33

- Is fluent in English and French, and can also speak basic Spanish.

- Former practice player for the French National Team.

- During quarantine last summer he worked out in Paris, often circling the Eiffel Tower on his runs.

## CAREER STATS

Season	GP-GS	Min/Avg	Total		3-Ptr		F-Throws		Rebounds											Pts	Avg
			FG-FGA	Pct	FG-FGA	Pct	FT-FTA	Pct	Off	Def	Tot	Avg	PF	FO	A	TO	Blk	Stl			
2019-20	29-2	379/13.1	32-75	.427	1-17	.059	14-27	.519	12	52	64	2.2	35	1	32	23	4	14	79	2.7	
2020-21	21-13	520/24.8	55-147	.374	4-28	.143	23-32	.719	21	65	86	4.1	35	1	54	35	3	16	137	6.5	
2021-22	12-4	237/19.8	39-84	.464	7-22	.318	10-19	.526	12	22	34	2.8	28	0	16	17	0	16	95	7.9	
Total	62-19	1136/18.3	126-306	.412	12-67	.179	47-78	.603	45	139	184	3.0	98	2	102	75	7	46	311	5.0	

## GAME-BY-GAME STATS

Opponent	Date	GS	MIN	Total		3-Pointers		Free throws		Rebounds				PF	A	TO	BLK	STL	PTS	AVG	
				FG-FGA	PCT	3FG-3FGA	PCT	FT-FTA	PCT	OFF	DEF	TOT	AVG								
at Oklahoma St.	11/09/2021	*	17:46	2-6	.333	0-4	.000	0-2	.000	1	0	1	1.0	1	2	2	0	1	4	4.0	
Mary Hardin-Baylor	11/13/2021		21:56	7-8	.875	2-2	1.000	1-1	1.000	0	2	2	1.5	2	2	2	0	1	17	10.5	
Abilene Christian	11/16/2021		17:36	1-6	.167	0-0	.000	0-1	.000	1	1	2	1.7	4	1	1	0	3	2	7.7	
at North Texas	11/18/2021		20:35	2-7	.286	0-2	.000	0-0	.000	0	1	1	1.5	3	0	1	0	0	4	6.8	
at San Diego St.	11/20/2021		11:22	5-8	.625	0-1	.000	1-2	.500	3	0	3	1.8	4	0	1	0	0	11	7.6	
at Oklahoma	12/19/2021		11:02	0-0	.000	0-0	.000	0-2	.000	0	0	0	1.5	2	0	2	0	1	0	6.3	
Howard Payne	12/22/2021	*	17:47	5-8	.625	0-2	.000	2-2	1.000	1	3	4	1.9	2	3	2	0	2	12	7.1	
South Alabama	12/30/2021		19:11	2-3	.667	1-1	1.000	0-0	.000	0	1	1	1.8	1	0	0	0	0	5	6.9	
Troy	01/01/2022		16:55	2-8	.250	0-1	.000	1-2	.500	1	1	2	1.8	2	1	0	0	1	5	6.7	
at Georgia St.	01/06/2022	*	28:54	3-10	.300	1-2	.500	2-3	.667	3	6	9	2.5	1	2	1	0	2	9	6.9	
at Ga. Southern	01/08/2022	*	34:08	5-10	.500	3-5	.600	0-0	.000	1	2	3	2.5	3	4	2	0	1	13	7.5	
Louisiana	01/13/2022		20:06	5-10	.500	0-2	.000	3-4	.750	1	5	6	2.8	3	1	3	0	4	13	7.9	
Totals			4	237:20	39-84	.464	7-22	.318	10-19	.526	12	22	34	2.8	28	16	17	0	16	95	7.9

### Player Averages

Games Played	Minutes/game	Points/game	FG Pct	3FG Pct	FT Pct	Rebounds/game	Assists/game	Turnovers/game	Assist/Turnover ratio	Steals/game	Blocks/game
12	19.8	7.9	46.4	31.8	52.6	2.8	1.3	1.4	0.9	1.3	0.0





# PEDRO CASTRO

# 21

Gr. G 6-6 190 Fort Worth, Texas  
Houston Baptist | Blinn College | UT Arlington | Brewer HS



@pcastro\_21



@pcastro\_21

## RECORD HIGHS

### POINTS

Career 24, 2x, Last vs. Lamar (3/10/21)  
Season 17 @ San Diego State (11/20/21)

### REBOUNDS

Career 12, 2x, Last vs. Lamar State-Port Arthur (2/5/20)  
Season 8 vs. Mary Hardin-Baylor (11/13/21)

### ASSISTS

Career 13 @ Victoria College (2/22/20)  
Season 3 vs. Mary Hardin-Baylor (11/13/21)

### STEALS

Career 5 vs. Lamar (3/10/21)  
Season 2, 2x, Last vs. Abilene Christian (11/16/21)

### FIELD GOALS MADE

Career 10 vs. Lamar (3/10/21)  
Season 7 @ San Diego State (11/20/21)

### FREE THROWS MADE

Career 8 vs. Incarnate Word (3/9/21)  
Season 2, 2x, Last @ UC Santa Barbara (11/29/21)

### 3-POINT FIELD GOALS MADE

Career 5 vs. Taylor Made Prep (11/9/19)  
Season 3 @ San Diego State (11/20/21)

### MINUTES

Career 36, 5x Last vs. Abilene Christian (11/16/21)  
Season 36 vs. Abilene Christian (11/16/21)

## MISCELLANEOUS

	Season	Career
Double-Figure Points	2	44
20+ Points		5
Double-Doubles		15
Double-Figure Rebounds		16
4+ 3-Pointers		5

• Received an undergrad degree in Interdisciplinary Studies from Houston Baptist and is now pursuing a Master's degree from UTA in Criminal Justice.

• Led Houston Baptist in scoring (14.8), rebounding (7.3), steals (1.5) and blocks (1.1) last year; also led the Huskies in 3-pointers made (49) and 3-point percentage (.480).

## CAREER STATS

Season	GP-GS	Min/Avg	Total		3-Ptr		F-Throws		Rebounds											Pts	Avg
			FG-FGA	Pct	FG-FGA	Pct	FT-FTA	Pct	Off	Def	Tot	Avg	PF	FO	A	TO	Blk	Stl			
2018-19	33-3	440/13.3	34-79	.430	11-42	.262	7-12	.583	9	60	69	2.1	28	0	29	15	12	7	86	2.6	
2019-20	33-30	0/0.0	141-285	.495	43-110	.391	31-53	.585	41	167	208	6.3	63	2	120	48	48	32	356	10.8	
2020-21	25-25	751/30.0	135-284	.475	49-102	.480	52-59	.881	37	145	182	7.3	36	0	43	62	28	38	371	14.8	
2021-22	9-9	231/25.7	25-71	.352	9-32	.281	5-8	.625	4	30	34	3.8	10	0	13	17	8	9	64	7.1	
Total	100-67	1422/14.2	335-719	.466	112-286	.392	95-132	.720	91	402	493	4.9	137	2	205	142	96	86	877	8.8	

## BIO BLAST

**2021-22: Out for the season after undergoing back surgery on Dec. 18 following an injury at Oral Roberts on Dec. 16 ...** needs 123 more points to reach 1,000 for his career ... prior to the injury, was one of just three UTA players (David Azore, Javon Levi) to have started all nine games ... led the Mavs in scoring three times ... scored a team-best 17 points – his most as a member of UTA – at San Diego State (Nov. 20) ... held scoreless at Utah State (Nov. 27) – his first pointless game since he was a redshirt freshman with the Mavs (two schools in-between) on Mar. 16, 2019, in a Sun Belt Tournament semifinal win over Georgia Southern ... bounced back with a team-high 16 points at UC Santa Barbara (Nov. 29).

## GAME-BY-GAME STATS

Opponent	Date	GS	MIN	Total		3-Pointers		Free throws		Rebounds				PF	A	TO	BLK	STL	PTS	AVG	
				FG-FGA	PCT	3FG-3FGA	PCT	FT-FTA	PCT	OFF	DEF	TOT	AVG								
at Oklahoma St.	11/09/2021	*	24:04	4-6	.667	1-3	.333	0-0	.000	1	3	4	4.0	1	0	2	3	0	9	9.0	
Mary Hardin-Baylor	11/13/2021	*	23:05	3-8	.375	0-3	.000	0-0	.000	0	8	8	6.0	1	3	1	1	2	6	7.5	
Abilene Christian	11/16/2021	*	36:12	3-9	.333	2-4	.500	0-0	.000	0	6	6	6.0	4	2	5	2	2	8	7.7	
at North Texas	11/18/2021	*	26:23	1-7	.143	0-2	.000	2-3	.667	1	0	1	4.8	1	0	3	0	0	4	6.8	
at San Diego St.	11/20/2021	*	35:06	7-15	.467	3-7	.429	0-0	.000	1	4	5	4.8	1	2	3	1	1	17	8.8	
at Utah St.	11/27/2021	*	26:16	0-5	.000	0-2	.000	0-0	.000	1	5	6	5.0	0	2	0	0	1	0	7.3	
at UC Santa Barbara	11/29/2021	*	28:25	6-12	.500	2-6	.333	2-3	.667	0	1	1	4.4	2	2	2	1	1	16	8.6	
Lamar University	12/11/2021	*	28:46	1-7	.143	1-4	.250	1-2	.500	0	2	2	4.1	0	2	1	0	1	4	8.0	
at Oral Roberts	12/16/2021	*	03:10	0-2	.000	0-1	.000	0-0	.000	0	1	1	3.8	0	0	0	0	1	0	7.1	
Totals			9	231:27	25-71	.352	9-32	.281	5-8	.625	4	30	34	3.8	10	13	17	8	9	64	7.1

### Player Averages

Games Played	Minutes/game	Points/game	FG Pct	3FG Pct	FT Pct	Rebounds/game	Assists/game	Turnovers/game	Assist/Turnover ratio	Steals/game	Blocks/game
9	25.7	7.1	35.2	28.1	62.5	3.8	1.4	1.9	0.8	1.0	0.9



# SHEMAR WILSON

# 22

Fr. F 6-9 225 Avondale, Arizona

Phoenix College Tolleson Union HS



## RECORD HIGHS

### POINTS

Career 29 vs. Bismarck State (12/29/20)  
Season 15 vs. Mary Hardin-Baylor (11/13/21)

### REBOUNDS

Career 18 vs. Tohono O'odham (12/4/20)  
Season 8 vs. Howard Payne (12/22/21)

### BLOCKS

Career 5 @ Scottsdale (12/11/20)  
Season 1, 6x, Last vs. Troy (1/1/22)

### ASSISTS

Career 3 @ McCook (11/3/20)  
Season 2, 4x, Last vs. Louisiana (1/13/22)

### STEALS

Career 4 vs. Glendale (11/20/20)  
Season 2, 2x, Last vs. Troy (1/1/22)

### FIELD GOALS MADE

Career 12 vs. Bismarck State (12/29/20)  
Season 6, 2x, Last vs. Howard Payne (12/22/21)

### FREE THROWS MADE

Career 7, 2x, Last @ Pima (1/15/21)  
Season 4, 2x, Last vs. Troy (1/1/22)

### MINUTES

Career 32 @ Eastern Arizona (1/4/21)  
Season 24 @ UC Santa Barbara (11/29/21)

## BIO BLAST

**2021-22:** Back-to-back double-figure point games to open conference play ... tallied 15 points – his most as a member of UTA – in his first start with the Mavs against Mary Hardin-Baylor (Nov. 13) ... **went 6-6 from the floor in that game, tied for the 10th-most makes without a miss (min. 5 attempts) in program history** ... did not play (coach's decision) versus Lamar (Dec. 11) ... team-best 14 points and team-high-tying eight rebounds against Howard Payne (Dec. 22) ... **team-best 33 offensive rebounds** ... most points against a D-I team with 14 off the bench versus South Alabama (Dec. 30).

**2020-21 AT PHOENIX COLLEGE:** Phoenix College (NJCAA) season canceled due to COVID-19. **2019-20:** Nearly averaged a double-double with 12.1 points and 9.8 rebounds.

## GAME-BY-GAME STATS

## PAINT TOUCHES

- Is a good cook; favorite dish to make is shrimp alfredo.
- Self-described "hands-down the best" Madden player on the team; plays with the Cleveland Browns.
- Chicago Bears fan; was born in Maccabee, Ill., and lived there for a few years before moving to Phoenix.
- Ambidextrous – can do everything with both hands except shoot a basketball with his left hand.
- Wants to be a sports agent or analyst when his playing career is over.
- Posted 13 double-doubles in 2019-20, including five-straight to end the year.

## MISCELLANEOUS

	Season	Career
Double-Figure Points	4	22
Double-Doubles		13
20+ Points		5
Double-Figure Rebounds		16
3+ Blocks		7

• Played football (tight end and defensive end) in high school, in addition to competing in the triple jump and high jump events as a track and field team member.

• Tied for 20th in the nation in rebounds per game (9.8) in 2019-20 at Phoenix College ... shot a gaudy 64.1 percent from the floor, which was the 5th-best percentage in the country.

## CAREER STATS

Season	GP-GS	Min/Avg	Total FG-FGA	Pct	3-Ptr FG-FGA	Pct	F-Throws FT-FTA	Pct	Rebounds Off	Def	Tot	Avg	PF	FO	A	TO	Blk	Stl	Pts	Avg
2019-20	31-25	649/20.9	139-217	.641	0-1	.000	97-149	.651	131	173	304	9.8	92	3	20	42	53	33	375	12.1
2021-22	15-2	217/14.5	42-64	.656	0-1	.000	19-31	.613	33	32	65	4.3	39	1	10	13	6	5	103	6.9
Total	46-27	866/18.8	181-281	.644	0-2	.000	116-180	.644	164	205	369	8.0	131	4	30	55	59	38	478	10.4

Opponent	Date	GS	MIN	Total FG-FGA	PCT	3-Pointers 3FG-3FGA	PCT	Free throws FT-FTA	PCT	Rebounds OFF DEF TOT AVG	PF	A	TO	BLK	STL	PTS	AVG
at Oklahoma St.	11/09/2021		11:50	3-4	.750	0-1	.000	0-2	.000	1 1 2 2.0	2	0	1	0	0	6	6.0
Mary Hardin-Baylor	11/13/2021	*	14:37	6-6	1.000	0-0	.000	3-4	.750	4 3 7 4.5	2	1	0	1	0	15	10.5
Abilene Christian	11/16/2021		17:04	3-4	.750	0-0	.000	2-5	.400	2 5 7 5.3	3	2	2	1	0	8	9.7
at North Texas	11/18/2021		16:24	0-2	.000	0-0	.000	2-4	.500	1 2 3 4.8	3	0	0	0	0	2	7.8
at San Diego St.	11/20/2021		11:34	2-2	1.000	0-0	.000	0-0	.000	0 2 2 4.2	5	0	1	0	0	4	7.0
at Utah St.	11/27/2021		06:27	1-1	1.000	0-0	.000	0-0	.000	1 0 1 3.7	2	0	0	1	1	2	6.2
at UC Santa Barbara	11/29/2021	*	23:57	4-8	.500	0-0	.000	1-2	.500	3 3 6 4.0	4	0	2	0	0	9	6.6
at Oral Roberts	12/16/2021		05:00	0-1	.000	0-0	.000	0-0	.000	1 1 2 3.8	2	0	0	0	0	0	5.8
at Oklahoma	12/19/2021		13:33	4-7	.571	0-0	.000	0-1	.000	2 3 5 3.9	4	2	3	1	2	8	6.0
Howard Payne	12/22/2021		19:27	6-8	.750	0-0	.000	2-3	.667	7 1 8 4.3	3	1	3	1	0	14	6.8
South Alabama	12/30/2021		20:27	5-6	.833	0-0	.000	4-4	1.000	4 3 7 4.5	2	0	1	0	0	14	7.5
Troy	01/01/2022		17:52	3-4	.750	0-0	.000	4-4	1.000	2 4 6 4.7	1	2	0	1	2	10	7.7
at Georgia St.	01/06/2022		14:15	2-4	.500	0-0	.000	0-0	.000	1 2 3 4.5	4	0	0	0	0	4	7.4
at Ga. Southern	01/08/2022		08:46	1-5	.200	0-0	.000	0-0	.000	3 1 4 4.5	1	0	0	0	0	2	7.0
Louisiana	01/13/2022		16:13	2-2	1.000	0-0	.000	1-2	.500	1 1 2 4.3	1	2	0	0	0	5	6.9
Totals			2 217:27	42-64	.656	0-1	.000	19-31	.613	33 32 65 4.3	39	10	13	6	5	103	6.9

### Player Averages

Games Played	Minutes/game	Points/game	FG Pct	3FG Pct	FT Pct	Rebounds/game	Assists/game	Turnovers/game	Assist/Turnover ratio	Steals/game	Blocks/game
15	14.5	6.9	65.6	0.0	61.3	4.3	0.7	0.9	0.8	0.3	0.4





# PATRICK MWAMBA

# 23

R-So. F 6-7 201 Bukavu, Congo

NBA Academy Africa Keur Madior International HS



WAMBA



@patrick23mwamba



@patrick\_kzmwamba

## RECORD HIGHS

### POINTS

Career 22 vs. Louisiana (1/13/22)  
Season 22 vs. Louisiana (1/13/22)

### REBOUNDS

Career 12, 2x, Last vs. ULM (2/6/21)  
Season 8, 3x, Last @ Georgia Southern (1/8/22)

### ASSISTS

Career 5 vs. Louisiana (1/13/22)  
Season 5 vs. Louisiana (1/13/22)

### STEALS

Career 4, 2x, Last vs. South Alabama (12/30/21)  
Season 4 vs. South Alabama (12/30/21)

### FIELD GOALS MADE

Career 9 vs. Louisiana (1/13/22)  
Season 9 vs. Louisiana (1/13/22)

### FREE THROWS MADE

Career 7 @ Georgia Southern (1/8/22)  
Season 7 @ Georgia Southern (1/8/22)

### 3-POINT FIELD GOALS MADE

Career 3, 8x, Last @ Georgia State (1/6/22)  
Season 3 @ Georgia State (1/6/22)

### MINUTES

Career 36 vs. Louisiana (1/13/22)  
Season 36 vs. Louisiana (1/13/22)

## MISCELLANEOUS

	Season	Career
Double-Figure Points	7	19
20+ Points	1	1
Double-Doubles		2
5+ Rebounds	6	23
1+ Steals	12	43

• After seeing him at Next Generation Sunday in 2018, UTA coaches flew to Australia to watch his NBA Academy team play in a showcase, but Mwamba was not present due to a final exam to graduate high school – which they knew ahead of time would be the case. Despite that, based off the talent around Mwamba's team, UTA coaches knew that had a strong player and offered him.

## CAREER STATS

Season	GP-GS	Min/Avg	Total		3-Ptr		F-Throws		Rebounds										Pts	Avg
			FG-FGA	Pct	FG-FGA	Pct	FT-FTA	Pct	Off	Def	Tot	Avg	PF	FO	A	TO	Blk	Stl		
2018-19	27-12	386/14.3	33-82	.402	7-30	.233	16-30	.533	22	46	68	2.5	49	0	18	31	5	26	89	3.3
2019-20	5-0	73/14.6	5-17	.294	1-6	.167	4-6	.667	3	15	18	3.6	10	1	3	3	5	2	15	3.0
2020-21	25-22	555/22.2	60-156	.385	34-89	.382	19-30	.633	24	94	118	4.7	60	3	16	22	20	22	173	6.9
2021-22	13-10	325/25.0	41-113	.363	16-61	.262	25-36	.694	15	46	61	4.7	27	0	26	22	10	18	123	9.5
Total	70-44	1339/19.1	139-368	.378	58-186	.312	64-102	.627	64	201	265	3.8	146	4	63	78	40	68	400	5.7

## BIO BLAST

**2021-22: Career-high 22 points and five assists versus Louisiana (Jan. 13)** ... returned at Utah State on Nov. 27 after missing three of the previous four games due to health protocol ... after scoring four total points through his first three games of the year, is **averaging 12 points over his last 10 games** ... then-season bests of 12 points, eight rebounds and three assists versus Howard Payne (Dec. 22) ... 16 points in a win over South Alabama (Dec. 30) ... tied then season highs with 16 points and eight rebounds at Georgia State (Jan. 6).

**2020-21: 118 total rebounds** were the most by a UTA player ... 2nd on the team with 20 blocks ... tied for 2nd on the club with 22 steals.

## GAME-BY-GAME STATS

Opponent	Date	GS	MIN	Total		3-Pointers		Free throws		Rebounds				PF	A	TO	BLK	STL	PTS	AVG
				FG-FGA	PCT	3FG-3FGA	PCT	FT-FTA	PCT	OFF	DEF	TOT	AVG							
at Oklahoma St.	11/09/2021		16:49	0-5	.000	0-4	.000	1-2	.500	1	2	3	3.0	2	0	3	2	2	1	1.0
Abilene Christian	11/16/2021		12:00	1-4	.250	0-1	.000	0-0	.000	0	1	1	2.0	3	1	2	0	1	2	1.5
at Utah St.	11/27/2021		22:34	0-3	.000	0-3	.000	1-2	.500	0	3	3	2.3	1	1	1	2	1	1	1.3
at UC Santa Barbara	11/29/2021	*	22:38	3-5	.600	2-4	.500	2-2	1.000	1	4	5	3.0	4	1	1	0	1	10	3.5
Lamar University	12/11/2021	*	28:17	4-11	.364	2-7	.286	0-0	.000	4	3	7	3.8	1	1	1	0	1	10	4.8
at Oral Roberts	12/16/2021	*	27:56	4-13	.308	1-5	.200	0-0	.000	1	3	4	3.8	3	2	2	2	2	9	5.5
at Oklahoma	12/19/2021	*	24:13	3-7	.429	2-5	.400	2-2	1.000	0	1	1	3.4	1	1	2	0	1	10	6.1
Howard Payne	12/22/2021	*	18:50	3-10	.300	2-7	.286	4-5	.800	3	5	8	4.0	1	3	0	1	1	12	6.9
South Alabama	12/30/2021	*	28:03	6-10	.600	2-4	.500	2-2	1.000	1	3	4	4.0	2	2	1	0	4	16	7.9
Troy	01/01/2022	*	29:19	1-9	.111	0-5	.000	3-6	.500	0	5	5	4.1	4	4	2	2	2	5	7.6
at Georgia St.	01/06/2022	*	30:16	6-13	.462	3-5	.600	1-2	.500	1	7	8	4.5	1	3	2	1	1	16	8.4
at Ga. Southern	01/08/2022	*	29:23	1-5	.200	0-3	.000	7-9	.778	2	6	8	4.8	4	2	2	0	0	9	8.4
Louisiana	01/13/2022	*	35:55	9-18	.500	2-8	.250	2-4	.500	1	3	4	4.7	0	5	3	0	1	22	9.5
Totals			10 326:12	41-113	.363	16-61	.262	25-36	.694	15	46	61	4.7	27	26	22	10	18	123	9.5

### Player Averages

Games Played	Minutes/game	Points/game	FG Pct	3FG Pct	FT Pct	Rebounds/game	Assists/game	Turnovers/game	Assist/Turnover ratio	Steals/game	Blocks/game
13	25.1	9.5	36.3	26.2	69.4	4.7	2.0	1.7	1.2	1.4	0.8



# MONTEZ YOUNG JR.

# 24

Fr. F 6-5 192 Waxahachie, Texas

Waxahachie High School



@MontezYoungJr1



@montezyoungjr

## RECORD HIGHS

### POINTS

Career 12 vs. Mary Hardin-Baylor (11/13/21)  
Season Same As Career

### REBOUNDS

Career 10, 2x, Last @ Oral Roberts (12/16/21)  
Season Same As Career

### BLOCKS

Career 2 @ North Texas (11/18/21)  
Season Same As Career

### ASSISTS

Career 3, 2x, Last vs. Troy (1/1/22)  
Season Same As Career

### STEALS

Career 3 @ Oklahoma (12/19/21)  
Season Same As Career

### FIELD GOALS MADE

Career 6 vs. Mary Hardin-Baylor (11/13/21)  
Season Same As Career

### FREE THROWS MADE

Career 2 @ North Texas (11/18/21)  
Season Same As Career

### MINUTES

Career 26 @ San Diego State (11/20/21)  
Season Same As Career

## BIO BLAST

**2021-22:** Recorded 12 points in his first collegiate start versus Mary Hardin-Baylor (Nov. 13) ... **has 31 offensive rebounds, the 2nd-most on the team** ... responsible for two of UTA's five double-figure rebound games (10 at both San Diego State, Nov. 20, and at Oral Roberts, Dec. 16) ... eight games of 5+ rebounds ... team-best three steals, a personal high, at Oklahoma (Dec. 19).

**2020-21 IN HIGH SCHOOL:** Averaged 17 points, 10 rebounds and two blocks per game as a senior ... named to the Class 6A First Team All-District and All-Region teams by the Texas Association of Basketball Coaches.

## PAINT TOUCHES

- Father was in the Marines and the family moved often: born in San Diego and lived in California before moving to Virginia when he was in 4th grade; spent 6th-9th grade in Japan before settling in Texas.
- Older brother, Davion, is in the Air Force.
- Loves all juice, but Lemonade is his go-to drink.
- Call him: Tez.
- Favorite food while in Japan was the Japanese fried rice.
- Played football and participated in track and field before moving to Texas; once in high school he focused solely on basketball.

## MISCELLANEOUS

	Season	Career
Double-Figure Points	1	1
Double-Doubles		
20+ Points		
Double-Figure Rebounds	2	2
3+ Blocks		

• Led Waxahachie HS to a 20-3 record and a district championship, finishing No. 2 in the state and No. 13 in the nation by MaxPreps last year.

• Accomplished something that no other player ever has at the 2021 DFW High School All-Star Showcase – which featured 11 Division-I signees at the time – when he was named both the Unsigned Diamonds MVP and the All-Star MVP.

## CAREER STATS

Season	GP-GS	Min/Avg	Total FG-FGA	Pct	3-Ptr FG-FGA	Pct	F-Throws FT-FTA	Pct	Rebounds Off	Def	Tot	Avg	PF	FO	A	TO	Blk	Stl	Pts	Avg
2021-22	16-4	251/15.7	28-61	.459	1-9	.111	2-8	.250	31	45	76	4.8	22	0	14	14	4	14	59	3.7
Total	16-4	251/15.7	28-61	.459	1-9	.111	2-8	.250	31	45	76	4.8	22	0	14	14	4	14	59	3.7

## GAME-BY-GAME STATS

Opponent	Date	GS	MIN	Total		3-Pointers		Free throws		Rebounds			PF	A	TO	BLK	STL	PTS	AVG		
				FG-FGA	PCT	3FG-3FGA	PCT	FT-FTA	PCT	OFF	DEF	TOT								AVG	
at Oklahoma St.	11/09/2021		12:38	3-5	.600	0-0	.000	0-0	.000	1	2	3	3.0	2	0	0	0	1	6	6.0	
Mary Hardin-Baylor	11/13/2021	*	21:33	6-9	.667	0-1	.000	0-0	.000	2	3	5	4.0	1	2	1	0	2	12	9.0	
Ablene Christian	11/16/2021		09:27	1-1	1.000	1-1	1.000	0-0	.000	0	1	1	3.0	2	0	0	0	0	3	7.0	
at North Texas	11/18/2021		16:36	2-4	.500	0-0	.000	2-8	.250	2	6	8	4.3	3	1	1	2	0	6	6.8	
at San Diego St.	11/20/2021	*	25:59	0-6	.000	0-1	.000	0-0	.000	5	5	10	5.4	0	3	1	0	2	0	5.4	
at Utah St.	11/27/2021	*	14:48	1-2	.500	0-0	.000	0-0	.000	0	0	0	4.5	2	0	1	0	1	2	4.8	
at UC Santa Barbara	11/29/2021		16:10	1-4	.250	0-1	.000	0-0	.000	4	4	8	5.0	1	1	1	0	0	2	4.4	
Lamar University	12/11/2021		11:37	0-1	.000	0-0	.000	0-0	.000	0	1	1	4.5	2	1	1	0	1	0	3.9	
at Oral Roberts	12/16/2021		18:19	2-3	.667	0-1	.000	0-0	.000	3	7	10	5.1	1	1	2	0	0	4	3.9	
at Oklahoma	12/19/2021		15:47	1-3	.333	0-1	.000	0-0	.000	1	3	4	5.0	1	0	1	0	3	2	3.7	
Howard Payne	12/22/2021		20:58	4-8	.500	0-2	.000	0-0	.000	2	4	6	5.1	1	2	0	2	8	4.1		
South Alabama	12/30/2021		16:57	3-5	.600	0-0	.000	0-0	.000	4	2	6	5.2	3	0	1	0	0	6	4.3	
Troy	01/01/2022		13:07	0-0	.000	0-0	.000	0-0	.000	0	1	1	4.8	1	3	0	0	0	0	3.9	
at Georgia St.	01/06/2022		09:32	1-2	.500	0-0	.000	0-0	.000	4	3	7	5.0	0	0	1	1	1	2	3.8	
at Ga. Southern	01/08/2022		10:35	0-2	.000	0-0	.000	0-0	.000	1	1	2	4.8	1	1	0	1	0	0	3.5	
Louisiana	01/13/2022	*	17:31	3-6	.500	0-1	.000	0-0	.000	2	2	4	4.8	1	0	1	0	1	6	3.7	
Totals			4	251:35	28-61	.459	1-9	.111	2-8	.250	31	45	76	4.8	22	14	14	4	14	59	3.7

### Player Averages

Games Played	Minutes/game	Points/game	FG Pct	3FG Pct	FT Pct	Rebounds/game	Assists/game	Turnovers/game	Assist/Turnover ratio	Steals/game	Blocks/game
16	15.7	3.7	45.9	11.1	25.0	4.8	0.9	0.9	1.0	0.9	0.3





# ANTONIO ROMANELLI

# 15

Fr. G 6-0 170 Sydney, Australia  
Spring Creek Academy



ROW-muh-nelly



@antonio\_romanelli15

## BIO BLAST

### CAREER OVERVIEW

**Career-High Points:** 3, 2x, Last vs. Mary Hardin-Baylor (11/13/21)

**Career-High Rebounds:** 4 vs. Dallas Christian (12/17/20)

**Career-High Assists:** 1, 3x, Last @ Oklahoma State (11/9/21)

2020-21 Sun Belt Conference Academic Honor Roll

### AS A FRESHMAN (2020-21)

Played in three games as a walk-on ... made his collegiate debut against Hardin-Simmons (Dec. 11), logging seven minutes of action ... scored his first-career points opposite Dallas Christian (Dec. 17) on a 3-pointer ... also pulled down four rebounds and passed out an assist in that contest ... played a season-high nine minutes versus Howard Payne (Dec. 22), grabbing a rebound and issuing an assist.

### HIGH SCHOOL

Played two years at Spring Creek – the first two years the academy had a basketball team – and averaged 13.9 points and 3.9 assists as a senior ... shot 81 percent from the free-throw line and 43 percent from the field.

### PERSONAL

Played his club ball with TRT Basketball Academy ... lived in Sydney until he was 3 years old; Melbourne until he was 8; Malaysia for one year; Singapore for seven years from age 9-16 and now Plano for the last five years ... started playing basketball when he was in Melbourne between ages 6-7 ... graduated from high school with a 4.0 GPA and a 1310 SAT ... student council treasurer and National Honor Society member ... also served as an IT support administrator at Spring Creek ... mechanical engineer major who is thinking about double majoring in aerospace engineering ... aspires to be a business entrepreneur.

Season	GP-GS	Min/Avg	Total		3-Ptr		F-Throws		Rebounds				PF	FO	A	TO	Blk	Stl	Pts	Avg
			FG-FGA	Pct	FG-FGA	Pct	FT-FTA	Pct	Off	Def	Tot	Avg								
2020-21	3-0	24/8.0	1-7	.143	1-6	.167	0-0	.000	1	4	5	1.7	0	0	2	1	0	0	3	1.0
2021-22	3-0	7/2.3	1-3	.333	1-2	.500	1-2	.500	0	1	1	0.3	0	0	1	0	0	0	4	1.3
Total	6-0	31/5.2	2-10	.200	2-8	.250	1-2	.500	1	5	6	1.0	0	0	3	1	0	0	7	1.2



# NATHANIEL SPURGEON

# 55

Sr. G 6-0 165 Azle, Texas  
Texas Wesleyan | Homeschooled



spurr-GIN



@natespurgeon55



@nathanielspurgeon

## BIO BLAST

Will not play this season after tearing his left meniscus in the preseason following a non-contact injury ... homeschooled in high school, playing club basketball for the Weatherford Express ... named Third Team All-Nation as a homeschooler ... attended Texas Wesleyan in 2018 before transferring to UT Arlington later that same year ... joined the men's basketball program as a student manager in August of 2019, and remained in that role for the 2019-20 and 2020-21 seasons ... walked-on as a player in advance of the 2021-22 season ... advertising major.

Season	GP-GS	Min/Avg	Total		3-Ptr		F-Throws		Rebounds				PF	FO	A	TO	Blk	Stl	Pts	Avg
			FG-FGA	Pct	FG-FGA	Pct	FT-FTA	Pct	Off	Def	Tot	Avg								
2021-22	0-0	0/0.0	0-0	.000	0-0	.000	0-0	.000	0	0	0	0.0	0	0	0	0	0	0	0	0.0
Total	0-0	0/0.0	0-0	.000	0-0	.000	0-0	.000	0	0	0	0.0	0	0	0	0	0	0	0	0.0

## STARTING LINEUPS GAME-BY-GAME

DATE	OPPONENT	PG	SG	SF	PF	C	RECORD / LINEUP
Nov. 9	@ <sup>RV</sup> Oklahoma State	Levi	Elame	Azore	Castro	Akobundu-Ehiogu	0-1 (1)
Nov. 13	Mary Hardin-Baylor	Levi	Castro	Azore	Young Jr.	Wilson	1-0 (2)
Nov. 16	Abilene Christian	Levi	Castro	Azore	Rojas	Akobundu-Ehiogu	0-1 (3)
Nov. 18	@ North Texas	Levi	Castro	Azore	Rojas	Akobundu-Ehiogu	0-2 (3)
Nov. 20	@ San Diego State	Levi	Castro	Azore	Young Jr.	Akobundu-Ehiogu	0-1 (4)
Nov. 27	@ <sup>RV</sup> Utah State	Levi	Castro	Azore	Young Jr.	Akobundu-Ehiogu	0-2 (4)
Nov. 29	@ UC Santa Barbara	Levi	Castro	Azore	Wilson	Mwamba	1-0 (5)
Dec. 7	Nevada			Canceled (COVID)			
Dec. 11	Lamar	Levi	Castro	Azore	Mwamba	Akobundu-Ehiogu	1-0 (6)
Dec. 16	@ Oral Roberts	Levi	Castro	Azore	Mwamba	Akobundu-Ehiogu	1-1 (6)
Dec. 19	@ <sup>RV</sup> Oklahoma	Levi	Bischoff	Azore	Mwamba	Akobundu-Ehiogu	0-1 (7)
Dec. 22	Howard Payne	Levi	Elame	Bischoff	Mwamba	Akobundu-Ehiogu	1-0 (8)
Dec. 30	South Alabama*	Levi	Bischoff	Azore	Mwamba	Akobundu-Ehiogu	1-1 (7)
Jan. 1	Troy*	Levi	Bischoff	Azore	Mwamba	Akobundu-Ehiogu	2-1 (7)
Jan. 6	@ Georgia State*	Levi	Elame	Azore	Mwamba	Akobundu-Ehiogu	1-0 (9)
Jan. 8	@ Georgia Southern*	Levi	Elame	Azore	Mwamba	Akobundu-Ehiogu	1-1 (9)
Jan. 13	Louisiana*	Levi	Talbot	Young Jr.	Mwamba	Akobundu-Ehiogu	1-0 (10)
Jan. 15	ULM*						
Jan. 20	@ Arkansas State*						
Jan. 22	@ Little Rock*						
Jan. 27	Texas State*						
Jan. 29	@ Texas State*						
Feb. 3	Coastal Carolina*						
Feb. 5	App State*						
Feb. 10	@ ULM*						
Feb. 12	@ Louisiana*						
Feb. 17	Little Rock*						
Feb. 19	Arkansas State*						
Feb. 24	@ Troy*						
Feb. 26	@ South Alabama*						
Mar. 3	SBC First Round						
Mar. 5	SBC Quarterfinals						
Mar. 6	SBC Semifinals						
Mar. 7	SBC Final						

## HALFTIME STATISTICAL COMPARISONS

### FOR UTA...

Most 1st-Half Points..... 59 vs. Howard Payne (Dec. 22)  
 Fewest 1st-Half Points..... 12 @ North Texas (Nov. 18)

Most 2nd-Half Points ..... 61 vs. Mary Hardin-Baylor (Nov. 13)  
 Fewest 2nd-Half Points ..... 24 @ North Texas (Nov. 18)

Largest Halftime Lead ..... 45 (59-14) vs. Howard Payne (Dec. 22)  
 Largest Halftime Deficit..... 31 (43-12) @ North Texas (Nov. 18)

### FOR OPPONENT...

Most 1st-Half Points..... 43, 2x, Last: North Texas (Nov. 18)  
 Fewest 1st-Half Points..... 12, Lamar (Dec. 11)

Most 2nd-Half Points ..... 45, Oklahoma State (Nov. 9)  
 Fewest 2nd-Half Points ..... 21, North Texas (Nov. 18)

**@ RV OKLAHOMA STATE**

**L, 88-45**

US Training - 45													Shooting By Period												
US Training - 45	Name	Min	FG					Rebounds					Fouls					Blocks					+/-		
			M	A	3P	FT	OR	DR	TR	TP	AS	TS	TP	AS	TS	TP	AS	TS							
0	Koedrick Akobundu	15:31	2.4	5.0	0.0	0.0	0.0	0.0	3.1	4.1	1	2	1	2	0	2	0	0	0	0	0	0			
1	Javon Levin	25:45	2.5	6.1	0.0	0.0	1	4	5	2	1	4	1	2	1	2	0	0	0	0	0	0			
4	Daniel Azaro	20:42	2.9	6.3	0.3	2.3	0.1	1	2	4	6	1	4	0	0	0	0	0	0	0	0	0			
5	Adrian Elam	15:42	0.0	0.0	0.0	0.0	0.0	0.0	0.0	0.0	0.0	0.0	0.0	0.0	0.0	0.0	0.0	0.0	0.0	0.0	0.0				
1	Pedro Castro	16:42	4.6	13.0	0.0	0.0	1	3	4	0	1	0	9	0	0	2	0	0	0	0	0	0			
23	Platnick Mwebemba	16:49	0.5	1.2	0.0	0.0	1	2	3	0	1	0	0	2	0	0	0	0	0	0	0	0			
1	Adrian Elam	17:41	0.0	0.0	0.0	0.0	0.0	0.0	0.0	0.0	0.0	0.0	0.0	0.0	0.0	0.0	0.0	0.0	0.0	0.0	0.0				
12	Lazaro Rozas	16:48	1.3	3.0	0.0	0.0	1	4	4	1	1	2	0	0	0	0	0	0	0	0	0	0			
5	Brandy Taylor	17:13	1.4	3.0	0.0	0.0	0	2	2	0	0	0	0	2	0	0	0	0	0	0	0	0			
1	Adrian Elam	11:50	0.0	0.0	0.0	0.0	0.0	0.0	0.0	0.0	0.0	0.0	0.0	0.0	0.0	0.0	0.0	0.0	0.0	0.0	0.0				
10	Montez Young Jr.	12:38	0.5	0.0	0.0	0.0	1	2	3	0	0	0	0	0	0	0	0	0	0	0	0	0			
15	Antonio Romanos	10:19	0.0	0.0	0.0	0.0	0.0	0.0	0.0	0.0	0.0	0.0	0.0	0.0	0.0	0.0	0.0	0.0	0.0	0.0	0.0				
	TOTAL																								
<b>Totals</b>			20	50	20	30	3	10	8	28	17	14	45	6	22	8	7	0	0	0	0	0			

Pedro Castro led UTA with nine points in his official return to the Mavs after spending a redshirt season and redshirt freshman year with UTA from 2017-19. Playing in his first collegiate game, true freshman Montez Young Jr. posted six points – a total matched by David Azore and Shemar Wilson, who was also playing his initial game with the Mavs.

Chlorine 25 - 68													
Stn. #	Min.	Max.	3P	FT	OR	DR	Out	Fouls	PF	AS	TS	Blocks	BB
					Re	Re	Re	Pf	Pf				
35	Mussa Cuscia	16:23	7-9	0-0	2	0	0	2	0	1	0	1	0
36	Andreus, III	16:23	7-9	0-0	2	0	0	2	0	1	0	1	
4	Donovan Williams	16:11	1-5	1-4	3	4	0	1	7	0	0	3	0
5	Ronald Walker	16:27	2-7	0-3	0	0	0	1	1	4	1	4	0
6	Erica Lewakie	16:24	1-2	0-0	1	2	0	1	1	4	1	4	0
1	Byrce Thompson	16:06	2-12	2-5	1	3	0	1	4	0	2	0	1
2	David Alexander	16:24	6-9	0-0	1	2	4	1	1	1	3	2	0
20	Kerlan Bole	16:23	7-9	0-0	3	3	8	1	3	2	0	2	1
22	Michael Williams	15:52	0-1	0-1	0	0	0	0	0	0	0	0	0
24	Waylon Newsum	16:19	1-3	0-0	1	1	2	0	3	0	0	1	0
25	Shelby Lee	16:52	0-2	0-0	0	0	0	0	0	0	0	0	0
15	Camron Stager	01:24	0-1	0-0	2	2	1	0	1	2	0	0	0
38	Weston Church	01:24	0-1	0-0	2	2	1	0	1	2	0	0	0
Totals		13:07	1:25	13:17	19	31	50	13	78	20	12	15	7

Shooting By Period		
1P	50.3	45.0%
2P	51.4	39.7%
3P	8.6	100%
FT	18.38	47.1%
GM	41.1	36.4%
PF	5.9	58.6%
3PM	37.1	46.5%
FT%	92.5	36.0%
3P%	100	2.0%

Total Shots: 36  
 Total Blocks: 2  
 Total Fouls: 13

	UTA	OSU	Points from	UTA	OSU	Period by Period Scoring		
Biggest lead	1 (1 <sup>st</sup> 20:00)	47 (2 <sup>nd</sup> 1:39)	Turnovers	10	34			
Best Scoring Run	6 (2 <sup>nd</sup> 0:03)	16 (1 <sup>st</sup> 11:24)	Second Chance	28	44	UTA	14	31
Lead Changes		1	Fast Breaks	6	28	OSU	43	45
Times Tied		0	Bench	18	45			
Time with Lead	00:30	39:30						

**MARY HARDIN-BAYLOR**

**W, 104-75**

[illegible]

UT Littering - 104		Record: 1-4													Shooting By Period		
NO.	NAME	Min	GA	3P	FT	Rebounds	Fouls	TP	AS	TO	ST	Blocks	PF	W+	1st	2nd	
22	Monar Young Jr	F 14:37	6-0	0-0	3-4	4	3	7	2	2	15	1	0	1	0	3PT% 2-10	20.0%
24	Shemar Young Jr	F 21:33	6-9	0-1	0-0	2	3	5	1	1	12	2	0	0	1	3PT% 5-16	83.3%
1	Javon Lewis	T 26:22	5-7	0-0	0-0	0	2	2	0	0	10	0	2	0	0	FG% 5-10	50.0%
10	Devin Acene	T 23:38	1-0	0-0	0-0	0	0	0	0	0	10	0	2	0	0	3PT% 1-1	0.0%
12	Pedro Castro	G 27:34	3-8	0-3	0-0	0	8	8	1	0	3	1	2	1	1	3PT% 5-11	45.5%
6	Kandace Akobundu-Ehigbo	T 19:54	5-5	0-0	0-0	0	5	5	1	0	10	1	0	2	0	FG% 5-10	50.0%
5	Brandon Taylor	T 23:38	1-0	0-0	0-0	0	0	0	0	0	0	0	0	0	0	3PT% 0-0	0.0%
5	Bradley Taylor	T 20:10	2-5	0-0	0-0	0	3	3	1	0	6	2	3	1	0	3PT% 1-2	33.3%
10	John Hoberg	T 16:22	1-5	0-0	0-0	2	1	3	3	1	2	5	2	0	0	FG% 1-5	20.0%
12	Lazaro Reyes	T 16:22	1-5	0-0	0-0	0	0	0	0	0	3	0	0	0	0	FG% 1-5	20.0%
10	Alexio Romanelli	T 02:06	1-2	1-2	0-0	0	0	0	0	0	3	0	0	0	1	3PT% 1-2	33.3%
															Dead Ball Rebounds: 0		
Totals		43:07	7-21	11-12	1	26	47	16	12	104	25	16	10	4	2	25	

	MHB	UTA	Points from	MHB	UTA	Period by Period Scoring			
Biggest lead	2 (1 <sup>st</sup> 16:51)	31 (2 <sup>nd</sup> 0:10)	Turnovers	25	21		1st	2nd	TOT
Best Scoring Run	6 (1 <sup>st</sup> 16:51)	11 (2 <sup>nd</sup> 16:09)	Paint	16	68	MHB	38	37	75
Lead Changes	2	2	Second Chance	11	13				
Times Tied	1		Fast Breaks	14	28	UTA	43	61	104
Time with Lead	00:13	37:11	Bench	36	44				

## ABILENE CHRISTIAN

**L, 80-71<sup>(OT)</sup>**

Athlete Name - 80		Record: 1-20													
NO	NAME	Min	AP	3P	FT	Rebounds	Fouls	TP	AS	TO	ST	Blocks	PF	Shooting By Period	
			Min	AP	3P	FT	GR	OR	TO	PF	TO	GR	PF	1st	
5	Cameron Steele	F 31:06	29	2.5	0.0	0	0	0	6	1	1	0	0	1st FT 9.50	
23	Aaron Simmons	F 11:56	1.5	0.1	1-4	2	1	3	5	2	3	1	0	2nd FT 15.19	
4	Damien Daniels	G 20:24	2.4	0.3	2-3	2	4	6	2	2	9	2	0	2nd FG 9.30	
10	Greg Miller	G 20:40	2.1	0.0	0-2	0	0	0	0	0	0	0	0	3rd FT 4.49	
12	Mahdi Morris	G 20:42	6-10	1-3	2-8	2	7	9	3	6	20	1	2	0	1st FT 7.11
11	Tobias Cameron	18:38	2-5	0.1	1-2	2	1	3	1	2	5	1	2	3	OT FG 5.4
13	Ayoryn Koo	9:07	0.2	0.0	0-1	0	0	0	0	0	0	0	0	OT FG 5.4	
25	Immanuel Allen	21:21	2-6	0.2	1-6	4	1	5	3	6	11	2	3	0	1st FT 8.07
14	Furaha Cadeaux de Dieu	07:34	0-0	0.0	0-2	0	0	0	0	2	2	1	1	0	GM FG 22.67
34	Yuel Gai	03:10	0-0	0.0	0	1	1	0	0	0	0	0	0	3rd FT 22.35	
6	Georgie Jackson	02:25	1-1	0.0	0-2	0	0	0	0	0	0	0	0	2nd FT 22.35	
						2	1	3	0	1	0	0	0	0	Dead Ball Rebounds
<b>Total</b>	<b>20:47 7:20 29:38</b>					<b>43</b>	<b>24</b>	<b>43</b>	<b>25</b>	<b>30</b>	<b>13</b>	<b>15</b>	<b>0</b>	<b>7</b>	<b>9</b>

UT Arlington - 71		Record: 1-2													
NO	Name	Min	SP	3P	FT	Rebounds	Fouls	PF	TP	AS	TO	ST	Blocks	+/-	
0	Kashdini Akobundu-Ehigbo	24:53	4-4	0-0	2-2	1 3	4	10	0	1	0	4	0	5	
1	Alvin Rojas	F 09:50	0-1	0-0	2-2	0 2	1	3	2	1	3	2	0	1	
1	Javon Levi	G 31:14	0-0	0-0	1 1	1	2	5	3	2	0	0	0	0	
4	David Azore	G 35:00	7-14	1-5	6-8	1 7	8	4	2	2	7	0	0	0	
5	Samuel Castro	G 35:13	3-9	2-4	2-4	1 2	3	2	2	2	0	0	0	0	
24	Montez Young Jr.	09:27	1-1	0-0	0-1	1 1	2	0	3	0	0	0	0	0	
2	Shemar Wilson	17:03	3-4	0-0	2-5	2 5	7	3	6	8	2	0	1	0	
3	Nicolas Eder	15:46	1-0	0-0	0-1	1 2	4	2	1	1	3	0	0	-16	
10	Adrian Mwamba	12:58	0-0	0-0	0-0	0 0	0	0	0	0	0	0	0	0	
10	Jack Holberg	27:31	1-1	0-0	1 2	3	2	4	1	2	2	0	0	-13	
5	Brandyn Taylor	06:38	1-1	1-1	0-0	1 1	1	0	3	0	0	0	0	2	
<b>Totals</b>			24-51	6-14	17-24	9 32	41	30	25	71	16	28	8	7	0

Shooting By Period	
SP	3P
1ST	3-4
2ND	3-4
3RD	13-16
4TH	13-16
5TH	13-16
6TH	13-16
7TH	13-16
8TH	13-16
9TH	13-16
10TH	13-16
11TH	13-16
12TH	13-16
13TH	13-16
14TH	13-16
15TH	13-16
16TH	13-16
17TH	13-16
18TH	13-16
19TH	13-16
20TH	13-16
21TH	13-16
22TH	13-16
23TH	13-16
24TH	13-16
25TH	13-16
26TH	13-16
27TH	13-16
28TH	13-16
29TH	13-16
30TH	13-16
31TH	13-16
32TH	13-16
33TH	13-16
34TH	13-16
35TH	13-16
36TH	13-16
37TH	13-16
38TH	13-16
39TH	13-16
40TH	13-16
41TH	13-16
42TH	13-16
43TH	13-16
44TH	13-16
45TH	13-16
46TH	13-16
47TH	13-16
48TH	13-16
49TH	13-16
50TH	13-16
51TH	13-16
52TH	13-16
53TH	13-16
54TH	13-16
55TH	13-16
56TH	13-16
57TH	13-16
58TH	13-16
59TH	13-16
60TH	13-16
61TH	13-16
62TH	13-16
63TH	13-16
64TH	13-16
65TH	13-16
66TH	13-16
67TH	13-16
68TH	13-16
69TH	13-16
70TH	13-16
71TH	13-16
72TH	13-16
73TH	13-16
74TH	13-16
75TH	13-16
76TH	13-16
77TH	13-16
78TH	13-16
79TH	13-16
80TH	13-16
81TH	13-16
82TH	13-16
83TH	13-16
84TH	13-16
85TH	13-16
86TH	13-16

	ACU		UTA		Points from		ACU		UTA		Period by Period Scoring			
Biggest lead	9	1 (st 0:32)	4	1 (st 16:36)	Turnovers	35	10							
Best Scoring Run	7	1 (st OT 2:23)	6	2 (nd 16:14)	Paint	24	30							
Lead Changes					Second Chance	16	7							
Times Tied	11				Fast Breaks	15	14							
Time with Lead	24:19		12:40		Bench	41	28							
								ACU	34	29	17	80		
								UTA	32	31	8	71		



## ALL GAME BOX SCORES AND SUMMARIES

**@ NORTH TEXAS**

**L, 64-36**

North Texas used an 18-0 1st-half run and UT Arlington was never able to threaten the Mean Green in a 64-36 setback.

UT Arlington - 36		Record: 1-3													
No.	Name	Min	FG	3P	FT	Rebounds	FTs	PTS	AS	ST	Blocks	a+	Shooting By Period		
			1-1	0-0	0-0	OR	DR	FT					1st	2nd	
	Kapodichis Akrochoudi-Edwards	19:57	1-1	0-0	0-0	0	5	7	4	2	0	0	4	19	41%
F	Lazaro Rojas	16:00	2-2	0-0	0-0	0	0	4	4	0	0	0	0	11	50%
G	Alonso Leiva	15:04	0-4	0-0	0-0	0	3	4	1	2	0	0	0	22	0%
D	Davide Azore	25:06	0-6	0-1	5-5	0	3	3	0	0	2	0	0	25	33%
F	21no Pedro Pardo	26:23	0-3	0-0	2-3	1	0	1	1	3	4	0	0	23	0%
	22no Young Jr.	18:00	0-0	0-0	0-0	0	0	0	0	0	0	0	0	0	0%
G	10 Jack Hobbs	25:12	2-4	0-1	0-1	1	3	4	2	4	1	3	0	13	50%
F	5 Brandon Talbot	16:52	2-4	1-3	0-0	1	1	1	0	5	0	3	0	0	14%
	21no Shermay Talbot	16:24	0-0	0-0	2-4	1	2	3	3	2	0	0	0	1-4	0%
F	20 Nicolas Esteve	20:35	2-7	0-2	0-0	1	2	0	0	0	0	0	0	7	29%
	Team					1	2	0	0	0	0	0	0	0	0%
	Totals	12:42	11-41	11-21	10-25	35	32	3	3	21	2	7	2	28	

North Texas		Record: 2-11-78													Shooting By Period	
No.	Name	GA	Min	GP	3P	FT	Rebounds	Fouls	PF	AS	TS	ST	Blocks	+/-	pts	FG%
							TOF									
4	Thomas Bell	F	23:12	5-10	3-5	6-6	1	5	6	4	19	2	5	1	1	27
33	Aoua Ousmane	F	20:33	4-8	0-0	3-6	2	7	5	2	4	11	1	1	0	22
10	James McBride	F	18:11	1-5	1-5	0-0	0	1	1	0	0	0	0	0	0	0
11	MJ Murray	G	16:56	0-1	0-0	0	0	1	1	0	0	2	0	1	0	0
15	John Jones	G	28:44	4-8	2-6	0-1	0	2	2	1	2	6	1	0	1	0
22	James Wright	F	25:08	3-6	2-4	0-0	0	0	0	0	0	0	0	0	0	0
44	James Wright	F	12:03	1-2	0-0	3-4	0	1	1	4	3	5	0	0	0	0
2	Aaron Scott	F	13:53	2-5	0-0	2	1	3	4	1	4	0	1	0	0	0
23	Matthew Stone	G	10:44	0-2	0-0	0	1	2	3	0	0	0	0	0	0	0
10	LaShawn Simmons	F	07:19	0-2	0-1	0-0	0	0	0	0	0	0	0	0	0	0
0	Rashad Brown	G	09:53	1-3	1-2	0-0	0	1	1	0	3	0	0	0	0	0
12	Bryce Ziegler	F	05:38	0-2	0-2	0	0	2	2	0	0	0	0	1	0	0
	Team															
<b>Totals</b>					19-54	19-54	17-23	14	27	41	21	22	64	11	11	8

	UTA	UNT		UTA	UNT	Period by Period Scoring		
Biggest lead	0 (1st 20:00)	34 (2nd 12:02)	Points from Turnovers	9	26	1st	2nd	TOT
Best Scoring Run	6 (2nd 9:05)	18 (1st 7:40)	Paint	12	18	UTA	12	24
Lead Changes			Second Chance	8	10		36	
Times Tied	0		Fast Breaks	0	1	UNT	43	21
Time with Lead	00:00	39:32	Bench	21	24		64	

**@ SAN DIEGO STATE**

**L, 68-62**

A resilient UT Arlington side put up a feisty effort in a hostile Viejas Arena environment, but eventually fell just short at San Diego State, 68-62.

UT Arlington - 62			Record: 1-4																			
NO.	NAME	Min	FG		3P		FT		Rebounds		Fouls		TP	AS	TO	ST	Blocks	A/P	Shooting By Period			
			M	A	M	A	M	A	O	R	O	T							FF	FD	1 <sup>st</sup>	2 <sup>nd</sup>
	Kendrick Akobundu-Ehigbo	F	20.17	0-3	0-0	0-0	0	0	1	1	4	1	0	1	0	1	0	4	1	-6	1 <sup>st</sup> FG%: 12.26	
24	Morose Young Jr.	F	25.59	0-4	0-0	0-0	5	5	10	0	1	0	3	1	2	0	0	1	0	-6	2 <sup>nd</sup> FG%: 23.08	
1	Javon Levin	G	51.44	2-6	0-1	0	2	2	4	0	2	2	2	2	0	2	0	0	0	-6	3 <sup>rd</sup> FG%: 33.33	
4	David Anderson	G	36.53	1-5	0-0	0-2	5	7	0	0	5	5	15	0	0	1	0	2	0	-6	4 <sup>th</sup> FG%: 33.33	
12	Pedro Castro	G	35.06	7-15	3-7	0	1	4	5	1	0	17	2	3	1	0	1	0	-8	-6	3 <sup>rd</sup> FG%: 46.67	
22	Shemar Wilson	L	11.34	0-2	0-0	0-0	0	2	2	5	0	0	0	1	0	0	0	0	-1	-6	3 <sup>rd</sup> FG%: 50.00	
12	Michael Koberg	F	16.56	0-6	0-3	0	0	0	0	0	0	0	0	0	0	0	0	0	-1	-6	3 <sup>rd</sup> FG%: 50.00	
22	Nicolas Elaine	L	11.22	0-5	0-1	1-2	3	3	3	4	2	1	0	0	0	0	0	0	-1	-1	3 <sup>rd</sup> FG%: 50.00	
10	Luzara Rojas	Forward	08.09	1-1	0-0	0	0	0	0	0	0	3	0	2	0	0	0	0	-1	-1	3 <sup>rd</sup> FG%: 50.00	
Team										4	1	5	0	0	0	0	0					
Totals				25-65	5-14	7-13	17	17	34	28	17	62	10	13	6	5	5	-6				

San Diego State - 68															Record: 3-1														
NO.	NAME	Min	FG	3P	FT	Rebounds	Fouls	PF	TP	AS	TO	ST	Blocks	a/r	Shooting By Period														
															1	2	3	4											
0	Keshad Johnson	F25:10	2-4	0-0	4	2	5	2	2	3	0	0	1	0	9	3PT%	28	33	33										
31	Nathan Mensah	F20:57	3-8	0-0	3-5	2	4	3	5	9	1	5	0	3	2	3	13-14	92											
5	Tray Bradley	G33:16	3-9	2-5	7-7	1	5	6	3	4	15	3	0	1	9	2nd FG%	8-24	33											
4	Trey Puffum	G30:37	2-8	2-2	5-5	1	1	4	2	11	2	1	0	1	5	4	44-44	100											
3	LaMont Baskin	G30:00	3-7	1-2	2-2	3	0	3	0	0	0	0	0	0	0	FT%	17-20	85											
2	Adam Seale	16:20	0-4	0-0	2-2	0	1	1	0	1	2	0	0	0	0	GM FG%	16-46	34											
20	Chad Baker-Mazara	09:03	0-1	0-0	2-2	0	0	0	2	2	1	1	0	1	-1	3PT%	6-15	40											
23	Joshua Tomic	21:55	2-2	0-0	5-6	3	1	4	2	5	9	0	0	0	2	FT%	10-14	71											
1	Keith Dridwille	11:55	1-3	1-2	0-0	0	0	1	0	0	0	0	0	0	7	FT%	20-24	83											
Team						3	2	5	0							Deat Ball Rebounds:													
Totals			16-46	6-15	30-34	11	23	34	18	26	68	13	17	4	5	6	Technical Fouls: Mensah 21-35, Johnson 20-24, 19												

	UTA	SDSU		UTA	SDSU	Period by Period Scoring			
Biggest lead	5 (1st 13:11)	10 (2nd 5:46)	Turnovers	20	14		1st	2nd	TOT
Best Scoring Run	9 (2nd 8:38)	9 (1st 6:16)	Paint	28	16	UTA	28	34	62
Lead Changes			Second Chance	13	11				
Times Tied	4		Fast Breaks	10	22	SDSU	31	37	68
Time with Lead	06:41	31:10	Bench	25	16				

@RV UTAH STATE

**L, 80-61**

Utah State used a game-altering 2nd-half run to run away from UT Arlington Saturday night, 80-61, inside the Dee Glen Smith Spectrum.

UT Arlington - #1		Record: 3-5													
NO.	Name	Min	FG	3P	FT	Rebounds	Fouls	TP	AS	TO	ST	Blocks	pts	Shooting FG %	
			att	act		off	tot					bs		4pt	
0	Kashdri Khakboudi-Chen	16:54	13	0	0	1-1	3	2	3	1	2	0	14	50.0%	
24	Chad Young, Jr.	16:48	0	0	0	0	0	2	0	2	0	0	0	0.0%	
1	Javon Levin	31:00	41	1	1	6-6	4	4	15	14	4	3	23	25.0%	
4	Daviel Azore	32:55	17	1-4	2-2	0	3	2	17	4	3	1	0	88.9%	
23	Patrick Gaskins	20:16	0	0-2	0-0	0	0	0	0	0	0	0	0	0.0%	
2	Chad Young, Jr.	22:34	0	0-2	0-0	2	2	4	6	4	0	2	1	0.0%	
23	Patrick Mwamba	34:03	0-3	0-3	1-2	0	3	1	2	1	1	2	0	0.0%	
3	Carson Bischoff	16:46	2-5	3-5	0-0	0	2	2	0	9	0	1	2	0.0%	
25	Shemar Wilson	06:27	11	0-0	0-0	0	0	0	0	0	0	0	0	0.0%	
10	Jack Holberg	14:32	2-5	1-3	0-0	0	0	1	5	1	2	0	0	0.0%	
5	Brandyn Talbot	01:09	0-0	0-0	0-0	0	0	0	0	0	0	0	0	0.0%	
Totals		22:56	15-18	12-13	7-7	2-3	30	17	61	11	15	8	4	0	19

1st FG% 13.07 40.00  
3PT% 44 25.00  
FT% 44 100.00  
2nd FG% 9.29 31.11  
3PT% 3.10 30.00  
FT% 8.9 88.9%  
GM FG% 22.56 92.31  
3PT% 2.8 28.00  
FT% 12.13 92.3%

Dead Ball Rebounds: 1

Uiah 51 - Baylen										Technical Fouls: NONE									
Record: 5-1																			
NO. NAME	FG	3P	FT	Rebounds	Fouls	TP	ST	Blocks	PF	FG	3P	FT	Rebounds	Fouls	TP	ST	Blocks	PF	
4 Brandon Horvath	F 13	15	02	00	1	2	3	1	0	2	2	1	0	0	2	3	1	0	
3 Justin Beck	G 06	08	11	01	6	6	3	7	10	2	2	4	3	1	2	2	0	2	
5 RJ Elyle-Ryan	G 23	31	17	15	00	1	1	1	1	1	7	3	0	0	0	0	0	2	
6 Steven Jones	G 04	05	04	25	14	0	0	0	0	0	0	0	0	0	0	0	0	0	
2 Brock Miller	G 08	28	47	11	04	0	1	4	5	1	0	16	4	1	0	1	0	2	
3 Steven Ashworth	23	19	5	5	00	0	0	0	0	5	2	3	15	6	3	1	0	22	
10 Brandon Doran	03	03	00	00	00	0	0	0	0	0	0	0	0	0	0	0	0	0	
24 Zee Hamada	11	45	14	12	00	0	0	0	0	1	0	0	0	0	0	0	0	0	
12 Szymon Zapala	06	51	1	00	1	1	0	1	0	1	0	3	0	0	0	0	0	0	
1 Travis Wagstaff	01	09	00	00	00	0	0	0	0	0	0	0	0	0	0	0	0	0	
11 Max Shuga	01	09	01	00	00	0	0	0	0	0	0	0	0	0	0	0	0	0	
21 Norbert Thelissen	01	09	00	00	00	0	0	0	0	0	0	0	0	0	0	0	0	0	
20 Connor Gills	00	47	00	00	00	0	0	0	0	0	0	0	0	0	0	0	0	0	
Team																			
Totals	130	58	12	29	8	10	6	27	33	15	17	80	26	12	7	6	4	18	

	UTA	USU	Points from UTA	USU	Technical Fouls:		
Biggest lead	0 (1 <sup>st</sup> 20:00)	24 (2 <sup>nd</sup> 7:16)	Turnovers	10	20		
Best Scoring Run	5(1 <sup>st</sup> 8:47)	14(2 <sup>nd</sup> 7:16)	Paint	24	32		
Lead Changes	0	0	Second Chance	5	11	UTA	32
Times Tied	0	0	Fast Breaks	6	13	2nd	61
Time with Lead	00:00	38:17	Bench	25	26	USU	40
						40	80

# ALL GAME BOX SCORES AND SUMMARIES

## @ UC SANTA BARBARA

W, 70-62

Shorthanded, plagued with foul trouble, mired in a four-game losing streak and playing its fifth-straight opponent which went to the NCAA Tournament a season ago.

None of it mattered for UT Arlington as the Mavericks picked up a massive win over the defending and preseason Big West Conference Champion UC Santa Barbara Gauchos inside The Thunderdome, 70-62.

UT Arlington - 70														
Record: 3-5														
NO.	Name	Min	FG	3P	FT	Rebounds	Fouls	TP	AS	TO	ST	Blocks		
			M/A	M/A	M/A	OR	DR	PF				BS		
22	Shemar Wilson	F 23:57	4-8	0-0	1-2	3	3	6	4	1	9	0		
23	Patrick Mwamba	F 23:38	3-5	2-4	2-2	1	4	5	4	2	10	1		
1	Javon Levi	G 24:27	1-4	0-0	0-2	1	2	3	4	3	2	6		
4	David Azore	G 23:36	3-13	0-3	5-7	0	2	2	3	4	11	3		
0	Pedro Castro	G 23:25	6-12	2-6	2-3	0	1	1	2	3	16	2		
0	Kaodirichi Akobundu-Ehiogu	16:22	3-4	0-0	0-0	2	6	8	4	0	6	0		
24	Montez Young Jr.	16:10	1-4	0-1	0-0	4	4	8	1	0	2	1		
3	Carson Bischoff	15:43	1-1	1-1	0-0	0	0	0	2	0	3	1		
10	Jack Hoiberg	18:42	1-6	0-1	0-0	3	7	10	0	7	11	3		
Team			0			2			0			0		
Totals			23-57			15-16			11-26			37-24		

Shooting By Period			
1st	FG%	14-34	41.2%
2nd	FG%	4-11	36.4%
3rd	FG%	1-1	100%
4th	FG%	9-23	39.1%
5th	FG%	1-5	20.0%
6th	FG%	18-24	75%
7th	FG%	25-37	67.6%
8th	FG%	5-16	31.3%
9th	FG%	19-25	76.0%
Dead Ball Rebounds: 4-0			

UC Santa Barbara - 62			Record: 3-2													
NO. NAME	Min	FG	3P	FT	Rebounds	Fouls	TP	AS	TO	ST	Blocks	pts				
		M/A	M/A	M/A	OR	DR	PF				BS					
5 Miles Norris	F 24:49	2-6	0-3	3-4	2	3	2	3	7	2	2	0	0	-3		
12 Amadou Sow	F 32:18	10-15	1-1	2-6	4	3	7	3	23	1	4	3	0	24		
2 Josh Pierre-Louis	G 34:06	3-6	0-0	1-3	3	8	11	1	3	7	4	3	2	0	10	
0 Ajare Sami	G 22:23	0-7	0-2	2-2	0	1	1	4	2	2	3	0	1	-8		
3 Ajay Mitchell	G 27:03	0-3	0-2	0-2	0	1	1	4	1	0	4	2	0	1	0	1
10 Calvin Wiehart	30:09	4-10	2-5	0-1	1	3	4	2	3	10	2	2	1	0	10	
24 Robinson Idehen	18:54	4-5	0-0	3-4	1	3	4	2	3	11	0	3	1	0	10	
0 Sekou Touré	03:19	0-0	0-0	0-0	0	0	0	0	0	0	0	0	0	0	-2	
1 Jay Nagle	01:00	0-0	0-0	0-0	0	1	1	0	0	0	0	0	0	0	-4	
4 Cole Anderson	03:40	1-3	0-1	0-0	0	0	0	0	1	2	1	0	0	0	2	
Team		0		2		1		1		0		0		2		
Totals		24-55		13-14		11-25		36-20		37-18		4-3		3		

Shooting By Period			
1st	FG%	12-27	44.4%
2nd	FG%	6-10	60%
3rd	FG%	12-28	42.9%
4th	FG%	2-9	22.2%
5th	FG%	5-12	41.7%
6th	FG%	24-35	68.6%
7th	FG%	3-14	21.4%
8th	FG%	11-22	50.0%
Dead Ball Rebounds: 5-0			

UTA led for all but five minutes en route to snapping the nation's 6th-longest home winning streak at 20 in a row and collecting its first road top-100 non-conference win since the 2018 season opener at BYU.

The Mavs – who led for the final 28 minutes of the contest – possessed a 13-point advantage, 63-50, with four minutes remaining before UCSB clipped off an 8-0 run to pull within five with under 60 seconds to play. However, Azore put an end to that surge by knocking down a free throw, and following a big defensive stand Hoiberg hit a pair from the charity stripe to ice the game.

	UTA		UCSB		Points from		UTA		UCSB		Period by Period Scoring			
Biggest lead	13	(2 <sup>nd</sup> 6:19)	4	(1 <sup>st</sup> 14:30)	Turnovers	9	10				1 <sup>st</sup>	2 <sup>nd</sup>	TOT	
Best Scoring Run	7	(2 <sup>nd</sup> 17:23)	8	(2 <sup>nd</sup> 1:39)	Paint	28	40				UTA	33	37	70
Lead Changes	1				Second Chance	8	14							
Times Tied	6				Fast Breaks	14	12				UCSB	31	31	62
Time with Lead	30:04		04:39		Bench	22	23							

## LAMAR

W, 56-47

UTA won its second-straight game despite 12 days in-between contests courtesy of a 56-47 victory over visiting Lamar. After UTA built a lead as large as 21 late in the 1st half, Lamar cut its deficit to as little as five in the 2nd half, but the Mavs allowed the Cardinals to get no closer, keeping the visitors at bay thanks to a trio of standout individual performances and a team-wide defensive effort.

UTA entered the day having played the 4th-hardest schedule of any team in the nation this year, and Lamar was incredibly the first Division-I opponent for the Mavs that did not participate in the NCAA Tournament last season.

Once again, too, the Mavs were without their full complement of players as 3rd-leading scorer Nicolas Elame (7.6) did not play as he recovers from a hamstring injury.

That didn't matter, though, at the end of the day as UTA used the strength of a big 1st half in which it held Lamar to just 10-percent shooting and only 12 points en route to a 19-point advantage after the opening 20 minutes.

Lamar University - 47			Record: 2-8											
NO.	Name	Min	FG	3P	FT	Rebounds	Fouls	TP	AS	TO	ST	Blocks	a/-	
			M/A	M/A	M/A	OR	DR	PF				BS		
0	Lincoln Smith	F 27:22	1-9	0-1	0-0	3	7	10	2	0	0	0	1	-11
15	Deimian Reyes	F 07:59	0-1	0-0	0-0	0	0	0	0	0	0	0	0	-1
23	Mason Sengaur	F 30:53	3-6	1-1	3-3	3	6	9	4	2	10	0	3	-1
13	Davidson Bunter	G 37:01	7-22	3-10	4-6	1	6	7	3	2	1	6	1	-6
20	C.J. Roberts	G 23:47	2-8	0-2	4-4	2	5	7	4	5	8	4	2	-3
12	Valentin Catt	24:11	0-0	0-0	0-0	0	3	4	1	0	0	0	0	-12
24	Brock McClure	13:46	0-3	0-2	0-0	0	0	0	0	0	0	0	0	-2
2	Avontez Ledet	10:27	1-4	0-3	0-0	1	0	1	1	1	2	0	0	-6
14	Corey Nickerson	09:59	1-2	0-0	0-0	2	2	4	0	0	0	0	0	-7
22	Cassidy Brooks	14:35	1-4	0-1	0-0	0	0	0	0	0	0	0	0	-2
Team			0			3			0			1		
Totals			16-62			4-20			11-13			16-29		

Shooting By Period			
1st	FG%	3-29	10.3%
2nd	FG%	0-10	0.0%
3rd	FG%	6-9	66.7%
4th	FG%	13-33	39.4%
5th	FG%	3-11	27.3%
6th	FG%	16-22	72.7%
7th	FG%	4-10	40.0%
8th	FG%	5-5	100%
9th	FG%	16-22	72.7%
10th	FG%	4-20	20.0%
11th	FG%	11-13	84.6%
Dead Ball Rebounds: 1-0			

UT Arlington - 96			Record: 3-5																	
NO.	NAME	Min	FG			3P		FT		Rebounds		Fouls		TP	AS	TO	ST	Blocks	a/c	
			M/A	M/A	M/A	OR	DR	PF	FF	FD										
0	Kaodirichi Akobundu-Ehiogu	F 27:29	7-7	0-0	0-0	1	5	6	1	1	14	1	0	0	6	8				
23	Patrick Mwamba	F 28:17	4-11	2-7	0-0	4	3	7	1	2	10	1	1	1	0	14				
1	Javon Levi	G 20:12	2-6	1-4	0-0	1	4	5	2	1	5	6	4	3	0	1	13			
4	David Azore	G 35:01	3-11	1-5	9-10	0	6	6	1	6	16	4	1	0	0	12				
21	Pedro Castro	G 28:46	1-7	1-4	1-2	0	2	2	0	2	4	2	1	1	0	4				
0	Carson Bischoff	16:13	1-3	0-0	0-0	0	1	1	1	1	3	2	0	0	0	2				
12	Lazaro Rojas	12:10	2-6	0-0	0-1	0	4	4	2	2	0	2	0	1	0	1				
24	Montez Young Jr.	11:37	0-1	0-0	0-0	0	1	1	2	0	0	1	1	1	0	0	-5			
10	Jack Hoiberg	11:15	0-2	0-1	0-1	0	2	2	1	1	1	0	1	0	0	0	-3			
Team						3		3		6		1		0		0		0		
Totals			20-54			6-24			10-14		11-16		56		18		7		2	

Shooting By Period			
1st	FG%	10-34	29.4%
2nd	FG%	3-13	23.1%
3rd	FG%	4-6	66.7%
4th	FG%	8-26	30.8%
5th	FG%	3-11	27.3%
6th	FG%	6-9	66.7%
7th	FG%	20-34	58.8%
8th	FG%	3-5	60.0%
9th	FG%	10-14	71.4%
Dead Ball Rebounds: 0-0			

	LAM	UTA	Points from			LAM	UTA	Period by Period Scoring		
Biggest lead	2 (1 <sup>st</sup> 19:23)	21 (1 <sup>st</sup> 1:55)	Turnovers	13	20		1 <sup>st</sup>	2 <sup>nd</sup>	TOT	
Best Scoring Run	7(2 <sup>nd</sup> 14:51)	12 (1 <sup>st</sup> 14:49)	Paint	16	24	LAM	12	35	47	
Lead Changes		1	Second Chance	13	7					
Times Tied		0	Fast Breaks	8	9	UTA	31	25	56	
Time with Lead	00:18	39:05	Bench	6	7					

## ALL GAME BOX SCORES AND SUMMARIES

**@ RV OKLAHOMA**

**L, 70-50**

David Azore eclipsed the 1,000-career point mark, but unfortunately for UTA it was one of the lone bright spots as the again-shorthanded Mavericks dropped a 70-50 decision to an Oklahoma team (9-2) receiving votes in the national polls.

Facing its eighth opponent already this year which played in the NCAA Tournament last season, UTA fell behind 11-0 from the start and never recovered as the Mavs shot just 34 percent from the floor while allowing OU to connect at a 55-percent clip (28-51).

Prior to the start of the game, it was announced that UTA's 2nd-leading scorer Pedro Castro would miss the rest of the season after undergoing back surgery the day prior.

While the Mavs lost Castro, they gained Nicolas Elame as the point guard and 3rd-leading scorer for UTA at nearly 8 per game returned for the first time since Nov. 20 after missing the previous four games with a hamstring injury. Elame did not score, but had a steal in 11 minutes off the bench.

UTA closed out an otherwise extremely challenging non-conference schedule with a 95-46 win over Howard Payne inside the College Park Center.

UTA put the game out of reach immediately as the Mavs used a 22-0 run in the game's first 10 minutes to open up a 27-1 lead. The advantage swelled to 30, 34-4, at the 8:30 mark on a Javon Levi jumper, and reached 40, 44-4, with just under six minutes left following the first-ever made 3-pointer from Lazaro Rojas.

The Mavs finished the night shooting 57 percent (38-67) from the floor while holding Howard Payne to just 24 percent (16-68) as they had a lead as large as 52 at one point.

Making the performance even more impressive is that UTA was without its top-2 leading scorers in David Azore (non-COVID illness) and Pedro Castro (back surgery – out for the season).

UTA knocked off South Alabama in a thrilling 89-87 overtime triumph inside the College Park Center thanks to a 30-point effort from David Azore.

The season-best performance from Azore – which included seven rebounds and three assists – was just part of what UTA head coach Greg Young classified as a “player-led win” as the Mavs placed three guys in double-figure scoring thanks to a season-high 16 from Patrick Mwamba and 14 courtesy of Shemar Wilson – his most every versus a Division-I opponent.

That was just the start for UTA, however, as numerous other players played integral roles in snapping a four-game losing streak to open conference play dating back to the 2016-17 campaign.

UTA led for all but six minutes all night – including all but two minutes in the 2nd half – but South Alabama had a chance to go in front and possibly win in the closing seconds of regulation. But, UTA got a stop and then overcame a pair of early three-point deficits in overtime to go ahead and received a fifth, and final, block from Kaodirichi Akobundu-Ehiogu to seal the contest and win for the Mavs.

**HOWARD PAYNE**

**W, 95-46**

[illegible]

UT Arlington - '95														Rein.		FG										FT										Rebounds										Fouls										TP										AS										TS										ST										Blocks										+/-										Shooting %									
No.		Name		Min.		FG		3P		FT		Rebounds		Fouls		TP		AS		TS		ST		Blocks		+/-		Shooting %																																																																																																	
						%		%		%		%		%		%		%		%		%		%		%		%																																																																																																	
0	Kadirchi Akbulbulov	1:23	6-7	0-0	0-0	1-5	6	1	12	0	0	0	2	0	0	2	0	0	2	0	0	2	0	0	2	0	0	30%																																																																																																	
23	Patrick Mwamba	1:50	3-10	2-7	4-5	3-8	1	1	12	0	0	1	1	0	0	1	0	1	0	1	0	1	0	1	0	1	27%																																																																																																		
1	Jayvon Lee	0:22	3-3	0-0	0-0	0-5	0	0	1	6	8	4	0	1	0	0	1	0	0	1	0	0	1	0	0	30%																																																																																																			
0	Jason Blackoff	0:24	1-1	0-0	0-0	0-0	0	0	0	0	0	0	0	0	0	0	0	0	0	0	0	0	0	0	0	0	0%																																																																																																		
20	Nicola Elame	0:47	3-2	0-0	2-2	1-4	2	2	12	0	0	2	2	12	0	0	2	12	0	0	2	12	0	0	2	12	0	57%																																																																																																	
5	Brandy Taylor	2:52	5-7	3-5	3-6	2-2	4	3	0	3	13	3	0	1	0	1	0	1	0	1	0	1	0	1	0	1	29%																																																																																																		
0	Jason Blackoff	0:24	1-1	0-0	0-0	0-0	0	0	0	0	0	0	0	0	0	0	0	0	0	0	0	0	0	0	0	0	0%																																																																																																		
24	Montez Young	0:58	4-8	0-0	0-0	2-4	6	1	0	8	1	0	1	0	1	0	1	0	1	0	1	0	1	0	1	0	30%																																																																																																		
22	Shemar Wilson	1:27	6-8	0-0	2-3	7-1	8	3	3	14	1	3	0	1	3	0	1	3	0	1	3	0	1	3	0	1	1																																																																																																		
2	LaRon Bell	0:22	1-1	0-0	0-0	0-0	0	0	0	0	0	0	0	0	0	0	0	0	0	0	0	0	0	0	0	0	0%																																																																																																		
15	Antonio Romaneli	0:56	0-1	0-0	1-2	0-0	0	0	2	1	0	0	0	0	0	0	0	0	0	0	0	0	0	0	0	0	0%																																																																																																		
Totals						0		2		0		2		0		2		0		2		0		0		6		40%																																																																																																	
Team						38:07		10:27		9:12		37:15		14:12		95		26		95		26		95		26		95																																																																																																	

	HPU	UTA	Points from	HPU	UTA	Period by Period Scoring			
Biggest lead	0 (1 <sup>st</sup> 20:00)	52 (2 <sup>nd</sup> 4:00)	Turnovers	20	23		1st	2nd	TOT
Best Scoring Run	6 (2 <sup>nd</sup> 14:40)	22 (1 <sup>st</sup> 10:42)	Paint	16	52	HPU	14	32	46
Lead Changes	0		Second Chance	13	28	UTA	59	36	95
Times Tied	0		Fast Breaks	12	10				
Time with Lead	00:00	39:10	Bench	24	50				

## SOUTH ALABAMA

**W, 89-87<sup>(OT)</sup>**

[illegible]

UT Arlington - 89		Record: 5-7 (10)																				
NO. NAME	Min	FG		3P		FT		Rebounds		Fouls		TP		AS		ST		Blocks	+/-	Shooting By Period		
		M	A	M	A	M	A	G	R	T	PF	T	M	A	T	M	A			1st	FG%	2nd
1	Kadrieh Akouh-Chouh	21:00	2-4	0-0	3-4	1-4	5	4	2	7	0	0	0	5	2	6			1st <td>FG%</td> <td>16-31</td> <td>51.6%</td>	FG%	16-31	51.6%
23	Fatima Mwamba	28:03	6-10	2-4	2-2	1-3	4	2	2	16	0	0	0	5	2	6			2nd <td>FG%</td> <td>37-73</td> <td>42.9%</td>	FG%	37-73	42.9%
1	Jawn Levi	09:57	2-3	0-0	1	5	2	4	3	5	7	3	1	0	0	6			3rd <td>FG%</td> <td>12-25</td> <td>48.0%</td>	FG%	12-25	48.0%
3	Hailey Bickert	05:09	0-2	0-0	0	0	0	0	0	0	0	0	0	0	0	0			3rd <td>FT%</td> <td>17-14</td> <td>33.3%</td>	FT%	17-14	33.3%
4	Davide Acors	04:23	11-20	3-5	8-9	6	7	4	7	30	3	6	0	0	0	0			4th <td>FT%</td> <td>9-10</td> <td>90.0%</td>	FT%	9-10	90.0%
23	Nicolas Elame	19:11	2-3	1-1	0-0	0	1	1	1	1	0	0	0	0	1	-2			OT/FG%	55-100	55.0%	
22	Shemar Young	20:27	5-6	0-0	4-4	4	3	7	2	2	14	0	0	0	0	11			OT/FT%	36-50	54.0%	
5	Bryanlyn Talbot	08:46	1-2	1-2	0	0	0	0	0	0	3	1	1	0	0	0			GM/FG%	33-61	54.1%	
1	Hailey Bickert	01:21	1-3	0-0	0	0	0	0	0	0	0	0	0	0	0	0			3rd <td>FT%</td> <td>3-5</td> <td>60.0%</td>	FT%	3-5	60.0%
12	Montae Young Jr.	16:57	3-5	0-0	0	4	2	6	3	1	6	0	1	0	1	-5			3rd <td>FT%</td> <td>5-15</td> <td>33.3%</td>	FT%	5-15	33.3%
24	Lazaros Rojas	03:33	0-2	0-0	0	0	0	0	1	0	0	2	0	1	-15			4th <td>FT%</td> <td>18-24</td> <td>75.0%</td>	FT%	18-24	75.0%	
Team												0	1									
Totals			33-61	5-15	18-24	25	25	40	24	20	89	15	17	5	5	2						

	USA	UTA	Technical Pools							
<b>Biggest lead</b>	5 (1 <sup>st</sup> 16:02)	10 (1 <sup>st</sup> 9:01)	<b>Points from Turnovers</b>	USA	UTA	<b>Period by Period Scoring</b>				
<b>Best Scoring Run</b>	10 (1 <sup>st</sup> 6:25)	9 (1 <sup>st</sup> 13:58)	<b>Paint</b>	42	44	<b>1st</b>	<b>2nd</b>	<b>OT1</b>	<b>TOT</b>	
<b>Lead Changes</b>	12	11	<b>Second Chance</b>	13	19	USA	40	35	12	87
<b>Times Tied</b>	11		<b>Fast Breaks</b>	16	13	UTA	41	34	14	89
<b>Time with Lead</b>	06:26	32:17	<b>Bench</b>	9	31					



# ALL GAME BOX SCORES AND SUMMARIES

## TROY

W, 62-57

Troy - 57														
Record: 10-5 (1-1)														
NO.	Name	Min	FG	3P	FT	Rebounds	Fouls	TP	AS	TO	ST	Blocks	BB	BA
			M	A	M	A	OR	DR	FF	FD				
10	Zay Williams	34:28	2-8	0-3	4-4	3	9	12	1	4	8	3	2	0
13	Khalyl Waters	22:49	2-6	0-0	0-0	3	4	7	4	0	4	1	2	0
23	Eli Odjio	20:55	3-12	0-0	7-8	3	6	9	1	5	13	2	6	0
11	Desmond Williams	21:39	2-7	2-4	1-2	2	4	6	5	1	7	1	0	1
21	Duke Dean	23:58	4-9	4-9	0-0	2	2	4	2	0	12	2	1	1
35	Nate Tshimanga	16:35	2-3	0-0	0-1	0	4	4	1	3	4	1	1	0
30	Christian Turner	09:46	1-4	0-0	0-0	2	1	3	0	0	0	0	0	1
15	Duke Miles	19:31	1-8	0-2	0-0	0	1	1	3	2	2	0	2	0
5	Christy Eugene	14:35	1-3	1-2	2-2	0	1	1	0	2	5	1	0	0
24	Nick Stampley	05:51	0-1	0-1	0-0	0	1	1	1	0	0	0	0	0
0	Kieffer Punter	00:53	0-0	0-0	0-0	0	1	1	1	0	0	0	0	0
Team														
Totals														
18-60(7) 21-14-17 18 35 53 22 17 57 11 16 3 4 7 -5														
Shooting By Period														
1st 40 9-32 28.1%														
2nd 40 10-21 47.6%														
3rd 40 11-23 47.8%														
4th 37 10-28 35.7%														
FT% 83.0														
2nd FT% 92.8 32.2%														
3PT% 44.2 33.3%														
3PT% 47.7 88.9%														
GMFO% 18-60 30.0%														
3PT% 74-21 33.3%														
Deft Ball Rebounds: 1, 0														

Shooting By Period

1st FG% 9-32 28.1%

3PT% 3-9 33.3%

FT% 4-4 100%

2nd FG% 9-28 32.1%

3PT% 4-12 33.3%

FT% 6-7 85.7%

GM FG% 18-60 30.0%

3PT% 7-21 33.3%

FT% 14-17 82.4%

Dead Ball Rebounds: 1.0

UT Arlington - 62										Record: 6-7 (2-0)										Technical Fouls: NONE									
NO. Name		Min	FG	3P	FT	Rebounds	Fouls	TP	AS	TO	ST	Blocks	BB	BA	1st	Shooting By Period													
			M	A	M	A	OR	DR	FF	FD						3P%	3A	3M	4th										
0	Kaodirichi Akobundu-Ehiogu	18:55	2-2	0-0	0-0	2	4	6	3	0	4	0	0	1	4	0	3P% <td>3A</td> <td>3M</td> <td>4th</td>	3A	3M	4th									
23	Patrick Mwamba	29:19	1-9	0-5	3-6	0	5	5	4	5	5	4	2	2	2	1	1	5	7	35.0%									
1	Javon Levi	20:55	2-9	1-2	0-0	0	4	4	2	1	5	3	1	2	0	1	3P%	19	11	33.3%									
3	Carson Blachoff	12:06	0-2	0-1	0-0	0	0	0	0	0	0	1	0	0	0	0	FT%	9	93	69.2%									
4	David Azore	33:00	9-17	1-3	5-5	1	6	7	0	6	24	2	1	1	0	1	GM	22	59	37.0%									
22	Shemar Wilson	17:52	3-4	0-0	4-4	2	4	6	1	4	10	2	0	2	1	0	3P%	4	17	23.5%									
10	Jack Holberg	18:38	2-5	1-3	1-2	0	0	0	2	3	6	1	0	0	1	16	FT%	14	20	70.0%									
20	Nicolas Elame	16:55	2-8	0-1	1-2	1	1	2	2	1	5	1	0	1	0	8	Dead Ball Rebounds: 2												
24	Montez Young Jr.	13:07	0-0	0-0	0-0	0	1	1	1	0	0	3	0	0	0	8													
5	Brandyn Talbot	06:59	1-2	1-2	0-0	0	0	0	0	0	0	3	0	0	0	-17													
12	Lazaro Rojas	03:13	0-1	0-0	0-1	0	1	1	1	2	2	0	0	0	0	-4													
Team																													
Totals		22:59	41-71	14-20	6	26	32	17	22	62	17	4	9	7	4	5													

Shooting By Period

1st FG% 15-32 46.9%

3PT% 3-8 37.5%

FT% 5-7 71.4%

2nd FG% 9-27 33.3%

3PT% 1-9 11.1%

FT% 9-13 69.2%

GM FG% 22-59 37.3%

3PT% 4-17 23.5%

FT% 14-20 70.0%

Dead Ball Rebounds: 2.0

UT Arlington - 62																	
Record: 6-7 (2-0)																	
NO.	Name	Min	FG	3P	FT	Rebounds	Fouls	TP	AS	TO	ST	Blocks	BB	BA			
			M	A	M	A	OR	DR	FF	FD							
0	Kaodirichi Akobundu-Ehiogu	18:55	2-2	0-0	0-0	2	4	6	3	0	4	0	0	1	4	0	14
23	Patrick Mwamba	29:19	1-9	0-5	3-6	0	5	5	4	5	5	4	2	2	2	1	-1
1	Javon Levi	20:55	2-9	1-2	0-0	0	4	4	2	1	5	3	1	2	0	1	0
3	Carson Blachoff	12:06	0-2	0-1	0-0	0	0	0	0	0	0	1	0	0	0	0	4
4	David Azore	33:00	9-17	1-3	5-5	1	6	7	0	6	24	2	1	1	0	1	2
22	Shemar Wilson	17:52	3-4	0-0	4-4	2	4	6	1	4	10	2	0	2	1	0	-5
10	Jack Holberg	18:38	2-5	1-3	1-2	0	0	0	2	3	6	1	0	0	1	1	16
20	Nicolas Elame	16:55	2-8	0-1	1-2	1	2	2	1	5	1	0	1	0	0	0	8
24	Montez Young Jr.	13:07	0-0	0-0	0-0	0	1	1	1	0	0	3	0	0	0	0	8
5	Brandyn Talbot	06:59	1-2	1-2	0-0	0	0	0	0	0	0	3	0	0	0	0	-17
12	Lazaro Rojas	03:13	0-1	0-0	0-1	0	1	1	1	2	2	0	0	0	0	0	-4
Team																	
Totals																	
Record: 6-7 (2-0)																	
Technical Fouls: NONE																	

Shooting By Period

1st FG% 15-32 46.9%

3PT% 3-8 37.5%

FT% 5-7 71.4%

2nd FG% 9-27 33.3%

3PT% 1-9 11.1%

FT% 9-13 69.2%

GM FG% 22-59 37.3%

3PT% 4-17 23.5%

FT% 14-20 70.0%

Dead Ball Rebounds: 2.0

## @ GEORGIA STATE

W, 70-63

UT Arlington - 70										Record: 7-7 (3-0)																																																																																																																																																																																																																																																																																																																																																																																																																																																																																																																																																																																																																																														
NO.	NAME	Min	FG		3P		FT		Rebounds		Fouls		TP	AS	TO	ST	Blocks		pts	FF	FD	BA	BB	BA	BA	BA	BA	BA	BA	BA	BA	BA	BA	BA	BA	BA	BA	BA	BA	BA	BA	BA	BA	BA	BA	BA	BA	BA	BA	BA	BA	BA	BA	BA	BA	BA	BA	BA	BA	BA	BA	BA	BA	BA	BA	BA	BA	BA	BA	BA	BA	BA	BA	BA	BA	BA	BA	BA	BA	BA	BA	BA	BA	BA	BA	BA	BA	BA	BA	BA	BA	BA	BA	BA	BA	BA	BA	BA	BA	BA	BA	BA	BA	BA	BA	BA	BA	BA	BA	BA	BA	BA	BA	BA	BA	BA	BA	BA	BA	BA	BA	BA	BA	BA	BA	BA	BA	BA	BA	BA	BA	BA	BA	BA	BA	BA	BA	BA	BA	BA	BA	BA	BA	BA	BA	BA	BA	BA	BA	BA	BA	BA	BA	BA	BA	BA	BA	BA	BA	BA	BA	BA	BA	BA	BA	BA	BA	BA	BA	BA	BA	BA	BA	BA	BA	BA	BA	BA	BA	BA	BA	BA	BA	BA	BA	BA	BA	BA	BA	BA	BA	BA	BA	BA	BA	BA	BA	BA	BA	BA	BA	BA	BA	BA	BA	BA	BA	BA	BA	BA	BA	BA	BA	BA	BA	BA	BA	BA	BA	BA	BA	BA	BA	BA	BA	BA	BA	BA	BA	BA	BA	BA	BA	BA	BA	BA	BA	BA	BA	BA	BA	BA	BA	BA	BA	BA	BA	BA	BA	BA	BA	BA	BA	BA	BA	BA	BA	BA	BA	BA	BA	BA	BA	BA	BA	BA	BA	BA	BA	BA	BA	BA	BA	BA	BA	BA	BA	BA	BA	BA	BA	BA	BA	BA	BA	BA	BA	BA	BA	BA	BA	BA	BA	BA	BA	BA	BA	BA	BA	BA	BA	BA	BA	BA	BA	BA	BA	BA	BA	BA	BA	BA	BA	BA	BA	BA	BA	BA	BA	BA	BA	BA	BA	BA	BA	BA	BA	BA	BA	BA	BA	BA	BA	BA	BA	BA	BA	BA	BA	BA	BA	BA	BA	BA	BA	BA	BA	BA	BA	BA	BA	BA	BA	BA	BA	BA	BA	BA	BA	BA	BA	BA	BA	BA	BA	BA	BA	BA	BA	BA	BA	BA	BA	BA	BA	BA	BA	BA	BA	BA	BA	BA	BA	BA	BA	BA	BA	BA	BA	BA	BA	BA	BA	BA	BA	BA	BA	BA	BA	BA	BA	BA	BA	BA	BA	BA	BA	BA	BA	BA	BA	BA	BA	BA	BA	BA	BA	BA	BA	BA	BA	BA	BA	BA	BA	BA	BA	BA	BA	BA	BA	BA	BA	BA	BA	BA	BA	BA	BA	BA	BA	BA	BA	BA	BA	BA	BA	BA	BA	BA	BA	BA	BA	BA	BA	BA	BA	BA	BA	BA	BA	BA	BA	BA	BA	BA	BA	BA	BA	BA	BA	BA	BA	BA	BA	BA	BA	BA	BA	BA	BA	BA	BA	BA	BA	BA	BA	BA	BA	BA	BA	BA	BA	BA	BA	BA	BA	BA	BA	BA	BA	BA	BA	BA	BA	BA	BA	BA	BA	BA	BA	BA	BA	BA	BA	BA	BA	BA	BA	BA	BA	BA	BA	BA	BA	BA	BA	BA	BA	BA	BA	BA	BA	BA	BA	BA	BA	BA	BA	BA	BA	BA	BA	BA	BA	BA	BA	BA	BA	BA	BA	BA	BA	BA	BA	BA	BA	BA	BA	BA	BA	BA	BA	BA	BA	BA	BA	BA	BA	BA	BA	BA	BA	BA	BA	BA	BA	BA	BA	BA	BA	BA	BA	BA	BA	BA	BA	BA	BA	BA	BA	BA	BA	BA	BA	BA	BA	BA	BA	BA	BA	BA	BA	BA	BA	BA	BA	BA	BA	BA	BA	BA	BA	BA	BA	BA	BA	BA	BA	BA	BA	BA	BA	BA	BA	BA	BA	BA	BA	BA	BA	BA

Shooting By Period

1st FG% 15-36 41.7%

3PT% 1-8 12.5%

FT% 0-1 0%

2nd FG% 11-31 35.5%

3PT% 6-10 60.0%

FT% 11-14 78.6%

GM FG% 26-67 38.9%

3PT% 7-18 38.9%

FT% 11-15 73.3%

Dead Ball Rebounds: 2.1

Georgia St. - 63															
Record: 6-6 (0-1)															
Technical Fouls: NONE															
NO.	Name	Min	FG	3P	FT	Rebounds	Fouls	TP	AS	TO	ST	Blocks	BB	BA	
			M	A	M	A	OR	DR	FF	FD					
15	Ja'heim Hudson	19:07	1-3	0-1	0-2	3	2	5	2	2	2	0			
25	Jalen Thomas	C 29:28	3-11	0-0	1-2	3	12	5	1	7	1	0	1	0	
2	Justin Roberts	C 33:49	4-10	2-6	2-9	9	11	5	1	1	1	1	0	-1	
10	Corey Allen	G 36:51	6:20	5-10	0-1	0	3	3	1	4	5	7	1	2	
12	Kane Brown	C 32:16	5-11	0-0	0-0	1	1	4	3	10	0	0	0	0	
21	Kalki Brooks	07:24	1-1	0-0	0-0	1	0	1	0	0	0	0	0	0	
0	Evan Johnson	18:21	2-6	1-4	0-0	0	1	0	0	5	1	0	0	0	
1	Ellet Nasomee	22:44	5-6	0-0	0-1	2	5	7	4	2	10	1	3	0	
Team															
Totals			27:68	6-24	3-8	10	22	32	17	13	63	14	5	6	7
Technical Fouls: NONE															
Shooting By Period															
			1st	FG%	14-21	67.0%									
			2nd	FG%	4-13	30.8%									
			3rd	FT%	0	0%									
			4th	FG%	13-37	35.1%									
			5th	3PT%	2-11	18.2%									
			6th	3PT%	3-8	37.5%									
			GM FG%	27-68	39.0%										
			FT%	6-24	25.0%										
			FT%	3-8	37.5%										
Dead Ball Rebounds: 2															

## ALL GAME BOX SCORES AND SUMMARIES

### LOUISIANA

W, 83-73

Playing with just nine players in a clash of the top-2 teams in the Sun Belt Conference, UTA – despite missing leading scorer David Azore – posted an impressive 83-73 win over Louisiana behind a triple-double performance from Javon Levi to move into sole possession of 1st place in the league with a 4-1 record.

Levi recorded his 10th assist with only 22 seconds remaining to cap just the third triple-double in program history with a brilliant all-around line of 14 points, 10 rebounds and 10 assists against only two turnovers.

A marquee matchup between two of the best players in the Sun Belt unfortunately didn't transpire as UTA was without the conference's leading scoring in David Azore at an incredible 26 points per game in league play due to COVID protocol. Meanwhile, Louisiana was missing Theo Akwuba – the reigning Sun Belt Defensive Player of the Year – who averages 10.4 points and 8.8 rebounds for the year and was coming off a 16-point, 15-rebound performance last time out versus South Alabama.

Louisiana - 73															
Record: 5-6 (3-1)															
NO. Name	Min	FG	3P	FT	Rebounds	Fouls	TP	AS	TO	ST	Blocks	+/-	Shooting By Period		
		M	A	M	A	P	F	A	S	B	S	B	A		
4 Kobe Julien	32:20	8-15	2-5	2-3	3 2 5	1 2 20	1	1	1	1	0 0 0	-18	1st FG%	14-26 53.8%	
21 Jordan Brown	31:05	4-12	0-1	1-3	2 4 6	3 4 9	2	3	1	2	3 3	-5	3PT%	4-9 44.4%	
23 Dou Gueye	28:07	6-7	1-1	0-1	2 3 5	1 2 13	4	4	3	0 0 0	-9	FT%	1-2 50%		
3 Trajan Wesley	25:29	4-6	1-2	4-7	0 0 0	4 5 19	4	2	3	0 0 0	-3	2nd FG%	14-33 42.4%		
13 Greg Williams Jr.	23:47	2-7	0-4	0-0	1 2 3	3 1 4	2	0	0	0 0 0	5	3PT%	3-13 23.1%		
1 Joe Charles	15:58	3-5	2-3	3-3	3 1 4	1 2 11	1	0	0	0 0 0	1	FT%	9-15 60%		
41 Braylan Au	14:31	0-1	0-1	0-0	0 0 0	1 0 0	0	4	1	0 0 0	-7	GMFG%	28-59 47.5%		
22 Kentrell Garnett	13:52	0-2	0-2	0-0	0 1 1	2 0 0	0	1	1	0 0 0	-4	3PT%	1-22 31.8%		
11 Durey Castwell	04:42	0-2	0-2	0-0	0 0 0	0 0 0	0	1	0	1 0 0	3	FT%	10-17 58.8%		
55 Ty Harper	04:17	0-0	0-0	0-0	0 0 0	0 0 0	0	0	0	1 0 0	-10	Dead Ball Rebounds: 2.0			
5 Jalen Dalcourt	05:52	1-2	1-1	0-0	0 1 1	0 0 3	0	0	0	1 0 0	-3				
Team					1 2 3	0 0 0									
Totals	28-59	7-22	10-17	12 16 28	16 16 73	19 12 10	4 3 10								
Technical Fouls: NONE															
UT Arlington - 83															
Record: 8-8 (4-1)															
NO. Name	Min	FG	3P	FT	Rebounds	Fouls	TP	AS	TO	ST	Blocks	+/-	Shooting By Period		
		M	A	M	A	P	F	A	S	B	S	B	A		
0 Kaodrichi Akobundu-Ehigbo	23:07	4-4	0-0	0-0	1 2 3	5 1 8	1	1	1	0 3 0	15	1st FG%	17-32 53.1%		
23 Patrick Mwamba	35:55	9-18	2-8	2-4	1 3 4	0 2 22	5	3	1	0 0 1	15	3PT%	2-9 22.2%		
24 Montez Young Jr.	17:31	3-6	0-1	0-0	2 2 4	1 0 6	0	1	1	0 0 0	-4	FT%	3-6 50%		
1 Javon Levi	38:58	6-8	1-1	1-3	6 4 10	2 5 14	10	2	1	0 0 1	16	2nd FG%	17-29 58.6%		
5 Brandyn Talbot	26:29	1-9	1-8	0-0	0 3 3	2 0 3	2	0	1	0 0 1	10	3PT%	4-13 30.8%		
10 Jack Holberg	16:23	3-3	1-1	2-2	0 1 1	2 3 9	1	2	0 0 0	3	FT%	6-9 66.7%			
20 Nicolas Elame	20:06	5-10	0-2	3-4	1 5 6	3 4 13	1	3	4	0 0 1	0	GMFG%	34-61 55.7%		
22 Shemar Wilson	16:13	2-2	0-0	1-2	1 1 2	1 1 5	2	0	0 0 0	-2	3PT%	5-22 22.7%			
3 Carson Bischoff	05:18	1-1	1-1	0-0	0 0 0	0 0 3	0	1	0 0 0	-3	FT%	9-15 60.0%			
Team					3 3 6	0 0 0							Dead Ball Rebounds: 2.0		
Totals	34-61	6-22	9-15	15 24 39	16 16 83	22 13 8 3 4 10									
Technical Fouls: NONE															
Period by Period Scoring															
		LA	UTA	Points from		LA	UTA	Turnovers		LA	UTA	Paint		LA	UTA
		1st	2nd			1st	2nd			1st	2nd			1st	2nd
Biggest lead		10 (1 <sup>st</sup> 9:18)	14 (2 <sup>nd</sup> 0:55)			20	16			33	40			73	
Best Scoring Run		10 (1 <sup>st</sup> 9:18)	12 (1 <sup>st</sup> 3:36)			36	48			39	44			83	
Lead Changes		5				9	9								
Times Tied		3				10	12								
Time with Lead		13:55	24:04			14	30								

### ULM



### @ ARKANSAS STATE



# 2021-22 UTA OVERALL SEASON STATS

## Game Records

Record	Overall	Home	Away	Neutral
ALL GAMES	8-8	6-1	2-7	0-0
CONFERENCE	4-1	3-0	1-1	0-0
NON-CONFERENCE	4-7	3-1	1-6	0-0

## Score by Periods

Team	1st	2nd	OT	TOT
UT Arlington	500	559	30	1089
Opponents	522	545	38	1105

## Team Box Score

No.	Player				Total		3-Point		F-Throw		Rebounds											
		GP-GS	MIN	AVG	FG-FGA	FG%	3FG-3FGA	3FG%	FT-FTA	FT%	OFF	DEF	TOT	AVG	PF	DQ	A	TO	BLK	STL	PTS	AVG
4	AZORE, David	14-14	461:39	33.0	79-195	.405	12-44	.273	71-86	.826	4	58	62	4.4	25	1	22	45	0	10	241	17.2
23	MWAMBA, Patrick	13-10	326:12	25.1	41-113	.363	16-61	.262	25-36	.694	15	46	61	4.7	27	0	26	22	10	18	123	9.5
20	ELAME, Nicolas	12-4	237:20	19.8	39-84	.464	7-22	.318	10-19	.526	12	22	34	2.8	28	0	16	17	0	16	95	7.9
21	CASTRO, Pedro	9-9	231:27	25.7	25-71	.352	9-32	.281	5-8	.625	4	30	34	3.8	10	0	13	17	8	9	64	7.1
22	WILSON, Shemar	15-2	217:27	14.5	42-64	.656	0-1	.000	19-31	.613	33	32	65	4.3	39	1	10	13	6	5	103	6.9
1	LEVI, Javon	16-16	458:47	28.7	41-101	.406	6-17	.353	11-27	.407	21	55	76	4.8	33	0	80	41	0	23	99	6.2
0	AKOBUNDU-EHIOGU, Kaodirichi	16-14	340:02	21.3	42-61	.689	0-0	.000	9-11	.818	25	59	84	5.3	38	1	6	13	45	2	93	5.8
10	HOIBERG, Jack	14-0	257:35	18.4	21-57	.368	9-26	.346	17-21	.810	7	14	21	1.5	23	0	23	15	0	4	68	4.9
5	TALBOT, Brandyn	13-1	198:57	15.3	21-61	.344	16-52	.308	2-2	1.000	2	14	16	1.2	11	0	14	14	0	5	60	4.6
3	BISCHOFF, Carson	9-4	150:08	16.7	11-29	.379	11-27	.407	1-3	.333	0	11	11	1.2	8	0	6	2	0	5	34	3.8
24	YOUNG JR., Montez	16-4	251:35	15.7	28-61	.459	1-9	.111	2-8	.250	31	45	76	4.8	22	0	14	14	4	14	59	3.7
12	ROJAS, Lazaro	14-2	136:30	9.7	19-41	.463	2-6	.333	6-10	.600	5	27	32	2.3	26	0	5	20	5	4	46	3.3
15	ROMANELLI, Antonio	3-0	07:21	2.5	1-3	.333	1-2	.500	1-2	.500	0	1	1	0.3	0	0	1	0	0	0	4	1.3
Team											28	22	50					7				
Total		16	3275		410-941	.436	90-299	.301	179-264	.678	187	436	623	38.9	290	3	236	240	78	115	1089	68.1
Opponents		16	3275		388-978	.397	128-382	.335	201-282	.713	198	389	587	36.7	276	3	242	207	51	129	1105	69.1

## Team Statistics

	UTA	OPP
<b>Scoring</b>	<b>1089</b>	<b>1105</b>
Points per game	68.1	69.1
Scoring margin	-1.0	-
<b>Field goals-att</b>	<b>410-941</b>	<b>388-978</b>
Field goal pct	.436	.397
<b>3 point fg-att</b>	<b>90-299</b>	<b>128-382</b>
3-point FG pct	.301	.335
3-pt FG made per game	5.6	8.0
<b>Free throws-att</b>	<b>179-264</b>	<b>201-282</b>
Free throw pct	.678	.713
F-Throws made per game	11.2	12.6
<b>Rebounds</b>	<b>623</b>	<b>587</b>
Rebounds per game	38.9	36.7
Rebounding margin	+2.3	-
<b>Assists</b>	<b>236</b>	<b>242</b>
Assists per game	14.8	15.1
<b>Turnovers</b>	<b>240</b>	<b>207</b>
Turnovers per game	15.0	12.9
Turnover margin	-2.1	-
Assist/turnover ratio	1.0	1.2
<b>Steals</b>	<b>115</b>	<b>129</b>
Steals per game	7.2	8.1
<b>Blocks</b>	<b>78</b>	<b>51</b>
Blocks per game	4.9	3.2
<b>Winning streak</b>	<b>1</b>	<b>-</b>
Home win streak	5	-
<b>Attendance</b>	<b>11055</b>	<b>44037</b>
Home games-Avg/Game	7-1579	9-4893
Neutral site-Avg/Game	-	0-0

## Team Results

Date	Opponent		Score	Att.
11/09/2021	at Oklahoma St.	L	45-88	7981
11/13/2021	Mary Hardin-Baylor	W	104-75	3288
11/16/2021	Abilene Christian	Lot	71-80	1480
11/18/2021	at North Texas	L	36-64	3211
11/20/2021	at San Diego St.	L	62-68	11903
11/27/2021	at Utah St.	L	61-80	8088
11/29/2021	at UC Santa Barbara	W	70-62	483
12/11/2021	Lamar University	W	56-47	1306
12/16/2021	at Oral Roberts	L	62-71	3238
12/19/2021	at Oklahoma	L	50-70	6579
12/22/2021	Howard Payne	W	95-46	1150
12/30/2021	South Alabama	Wot	89-87	1200
01/01/2022	Troy	W	62-57	1574
01/06/2022	at Georgia St.	W	70-63	732
01/08/2022	at Ga. Southern	Lot	73-74	1822
01/13/2022	Louisiana	W	83-73	1057



## 2021-22 UTA SUN BELT ONLY STATS

### Game Records

Record	Overall	Home	Away	Neutral
ALL GAMES	4-1	3-0	1-1	0-0
CONFERENCE	4-1	3-0	1-1	0-0
NON-CONFERENCE	0-0	0-0	0-0	0-0

### Score by Periods

Team	1st	2nd	OT	TOT
UT Arlington	175	180	22	377
Opponents	167	166	21	354

### Team Box Score

Team Box Score																						
No.	Player				Total		3-Point		F-Throw		Rebounds											
		GP-GS	MIN	AVG	FG-FGA	FG%	3FG-3FGA	3FG%	FT-FTA	FT%	OFF	DEF	TOT	AVG	PF	DQ	A	TO	BLK	STL	PTS	AVG
4	AZORE, David	4-4	150:16	37.6	37-74	.500	7-13	.538	23-27	.852	2	26	28	7.0	7	0	8	11	0	2	104	26.0
23	MWAMBA, Patrick	5-5	152:55	30.6	23-55	.418	7-25	.280	15-23	.652	5	24	29	5.8	11	0	16	10	3	8	68	13.6
20	ELAME, Nicolas	5-2	119:15	23.8	17-41	.415	5-11	.455	6-9	.667	6	15	21	4.2	10	0	8	6	0	8	45	9.0
1	LEVI, Javon	5-5	172:39	34.5	17-34	.500	3-7	.429	2-12	.167	12	26	38	7.6	13	0	29	11	0	6	39	7.8
22	WILSON, Shemar	5-0	77:33	15.5	13-21	.619	0-0	.000	9-10	.900	11	11	22	4.4	9	0	4	1	1	2	35	7.0
10	HOIBERG, Jack	3-0	55:16	18.4	6-12	.500	3-7	.429	3-4	.750	0	1	1	0.3	6	0	3	3	0	0	18	6.0
0	AKOBUNDU-EHIOGU, Kaodirichi	5-5	114:49	23.0	11-19	.579	0-0	.000	3-4	.750	11	16	27	5.4	13	1	2	3	13	1	25	5.0
5	TALBOT, Brandyn	5-1	86:29	17.3	8-34	.235	6-28	.214	2-2	1.000	0	5	5	1.0	5	0	6	2	0	2	24	4.8
24	YOUNG JR., Montez	5-1	67:42	13.5	7-15	.467	0-1	.000	0-0	.000	11	9	20	4.0	6	0	4	3	2	2	14	2.8
3	BISCHOFF, Carson	3-2	32:53	11.0	1-5	.200	1-4	.250	0-0	.000	0	0	0	0.0	1	0	2	1	0	0	3	1.0
12	ROJAS, Lazaro	4-0	20:13	5.1	1-6	.167	0-1	.000	0-2	.000	0	2	2	0.5	4	0	0	2	0	0	2	0.5
Team											11	4	15					4				
Total		5	1050		141-316	.446	32-97	.330	63-93	.677	69	139	208	41.6	85	1	82	57	19	31	377	75.4
Opponents		5	1050		133-315	.422	34-111	.306	54-81	.667	59	119	178	35.6	95	2	75	54	25	33	354	70.8

### Team Statistics

	UTA	OPP
<b>Scoring</b>	<b>377</b>	<b>354</b>
Points per game	75.4	70.8
Scoring margin	+4.6	-
<b>Field goals-att</b>	<b>141-316</b>	<b>133-315</b>
Field goal pct	.446	.422
<b>3 point fg-att</b>	<b>32-97</b>	<b>34-111</b>
3-point FG pct	.330	.306
3-pt FG made per game	6.4	6.8
<b>Free throws-att</b>	<b>63-93</b>	<b>54-81</b>
Free throw pct	.677	.667
F-Throws made per game	12.6	10.8
<b>Rebounds</b>	<b>208</b>	<b>178</b>
Rebounds per game	41.6	35.6
Rebounding margin	+6.0	-
<b>Assists</b>	<b>82</b>	<b>75</b>
Assists per game	16.4	15.0
<b>Turnovers</b>	<b>57</b>	<b>54</b>
Turnovers per game	11.4	10.8
Turnover margin	-0.6	-
Assist/turnover ratio	1.4	1.4
<b>Steals</b>	<b>31</b>	<b>33</b>
Steals per game	6.2	6.6
<b>Blocks</b>	<b>19</b>	<b>25</b>
Blocks per game	3.8	5.0
<b>Winning streak</b>	<b>1</b>	<b>-</b>
Home win streak	3	-
<b>Attendance</b>	<b>3831</b>	<b>2554</b>
Home games-Avg/Game	3-1277	2-1277
Neutral site-Avg/Game	-	0-0

### Team Results

Date	Opponent		Score	Att.
12/30/2021	South Alabama	Wot	89-87	1200
01/01/2022	Troy	W	62-57	1574
01/06/2022	at Georgia St.	W	70-63	732
01/08/2022	at Ga. Southern	Lot	73-74	1822
01/13/2022	Louisiana	W	83-73	1057

# UTA-OPPONENT GAME-BY-GAME COMPARISON

Opponent	1st	2nd	Score	Mar	Total FG	FG Pct	3-Pointers	3FG Pct	Free Throws	FT Pct	Rebounds	Assist	T/Over	Block	Steal	Fouls
Oklahoma State	14/43	31/45	45-88	(-43)	20-53/33-71	.377/.465	2-20/9-25	.100/.360	3-10/13-17	.300/.765	28/50 (-22)	6/20	22/12	7/3	8/15	17/14
MARY HARDIN-BAYL	43/38	61/37	104-75	+29	43-67/25-72	.642/.347	7-21/15-39	.333/.385	11-12/10-15	.917/.667	47/27 +20	28/18	16/13	4/2	10/11	16/12
ABILENE CHRISTIAN	32/34	31/29	71-80	(-9)	24-51/22-67	.471/.328	6-14/7-20	.429/.350	17-24/29-38	.708/.763	41/43 (-2)	16/13	28/15	7/0	8/15	30/25
North Texas	12/43	24/21	36-64	(-28)	12-42/19-54	.286/.352	1-10/9-29	.100/.310	11-21/17-23	.524/.739	35/41 (-6)	3/11	21/11	7/2	2/8	22/21
San Diego State	28/31	34/37	62-68	(-6)	25-65/16-46	.385/.348	5-14/6-15	.357/.400	7-13/30-34	.538/.882	34/34 -	10/13	13/17	5/5	6/4	27/20
Utah State	32/40	29/40	61-80	(-19)	22-56/30-58	.393/.517	5-18/12-29	.278/.414	12-13/8-10	.923/.800	30/33 (-3)	11/26	15/12	4/0	8/7	17/15
UC Santa Barbara	33/31	37/31	70-62	+8	23-57/24-55	.404/.436	5-16/3-14	.313/.214	19-25/11-22	.760/.500	37/36 +1	17/16	11/18	3/4	8/4	25/20
LAMAR UNIVERSITY	31/12	25/35	56-47	+9	20-54/16-62	.370/.258	6-24/4-20	.250/.200	10-14/11-13	.714/.846	40/45 (-5)	18/5	13/14	7/2	8/9	12/16
Oral Roberts	23/34	39/37	62-71	(-9)	25-63/26-59	.397/.441	5-17/14-32	.294/.438	7-12/5-10	.583/.500	44/35 +9	10/17	13/9	6/6	6/6	16/13
Oklahoma	18/35	32/35	50-70	(-20)	17-50/28-51	.340/.549	6-21/8-21	.286/.381	10-15/6-8	.667/.750	26/35 (-9)	9/19	15/17	3/1	11/6	13/16
HOWARD PAYNE UN	59/14	36/32	95-46	+49	38-67/16-68	.567/.235	10-27/7-27	.370/.259	9-12/7-11	.750/.636	53/30 +23	26/9	16/15	6/1	9/11	14/12
SOUTH ALABAMA	41/40	34/35	89-87	+2	33-61/31-67	.541/.463	5-15/7-21	.333/.333	18-24/18-23	.750/.783	40/28 +12	15/16	17/11	5/5	5/8	24/20
TROY	34/29	28/28	62-57	+5	22-59/18-60	.373/.300	4-17/7-21	.235/.333	14-20/14-17	.700/.824	32/53 (-21)	17/11	4/16	7/4	9/3	17/22
Georgia State	31/32	39/31	70-63	+7	26-67/27-68	.388/.397	7-18/6-24	.389/.250	11-15/3-8	.733/.375	51/32 +19	16/14	12/5	2/7	4/6	13/17
Georgia Southern	30/33	35/32	73-74	(-1)	26-68/29-61	.382/.475	10-25/7-23	.400/.304	11-19/9-16	.579/.563	46/37 +9	12/15	11/10	2/5	5/6	15/20
LOUISIANA	39/33	44/40	83-73	+10	34-61/28-59	.557/.475	6-22/7-22	.273/.318	9-15/10-17	.600/.588	39/28 +11	22/19	13/12	3/4	8/10	16/16

Note: Game totals are displayed in the format TEAM/OPPONENT for each category

## SERIES HISTORY

### UTA TRAILS, 26-51

UTA @ Home: 15-19, Away: 10-30, Neutral: 1-2

1.18.75	Monroe, La.	L	62-78
2.17.75	Arlington	L	70-93
1.6.77	Arlington	L	60-101
2.26.77	Monroe, La.	L	72-98
2.3.83	Monroe, La.	L	81-90
2.26.83	Arlington	W	80-72
2.2.84	Arlington	L	71-74 (OT)
2.25.84	Monroe, La.	L	92-98
3.6.84	Monroe, La.	L	86-108
1.17.85	Monroe, La.	W	80-77
2.9.85	Arlington	W	75-74 (OT)
1.23.86	Arlington	L	55-67
2.22.86	Monroe, La.	L	70-92
1.22.87	Monroe, La.	L	76-85
2.17.87	Arlington	W	74-71
1.21.88	Arlington	L	69-80
2.27.88	Monroe, La.	L	53-66
3.11.88	Denton, Texas	L	63-78
1.19.89	Monroe, La.	L	70-78
2.25.89	Arlington	L	53-56
3.4.89	Monroe, La.	L	75-81
1.20.90	Monroe, La.	L	55-68
2.17.90	Arlington	L	64-70
3.6.90	Monroe, La.	L	50-65
1.19.91	Arlington	W	90-81
2.16.91	Monroe, La.	L	85-98
3.2.91	Monroe, La.	L	60-87
1.30.92	Monroe, La.	L	66-74
2.29.92	Arlington	L	48-52
1.2.93	Arlington	L	71-87
2.8.93	Monroe, La.	L	83-110
3.6.93	Monroe, La.	L	82-106
1.22.94	Arlington	L	79-97
2.17.94	Monroe, La.	L	91-92
1.7.95	Arlington	W	74-64
2.2.95	Monroe, La.	L	64-81
3.6.95	Monroe, La.	L	61-75
1.25.96	Arlington	L	64-82
2.24.96	Monroe, La.	L	67-87
1.23.97	Monroe, La.	L	59-72
2.27.97	Arlington	L	43-51
2.7.98	Monroe, La.	L	73-84
1.16.99	Arlington	L	58-64
2.20.99	Monroe, La.	L	66-67
1.8.00	Monroe, La.	L	76-93
2.12.00	Arlington	L	70-73
1.13.01	Arlington	W	77-64
3.1.01	Monroe, La.	L	75-89
1.7.02	Monroe, La.	L	79-87
2.21.02	Arlington	L	70-81
2.1.03	Monroe, La.	W	78-62
3.7.03	Arlington	W	85-84 (2OT)
1.8.04	Arlington	L	59-60
2.5.04	Monroe, La.	L	67-83
3.8.04	Arlington, Texas	W	77-62
1.22.05	Arlington	W	80-76 (OT)
2.19.05	Monroe, La.	W	63-51
2.7.06	Monroe, La.	L	66-80
1.9.14	Arlington	W	83-79 (OT)
2.13.14	Monroe, La..	W	85-74
3.13.14	New Orleans, La.	W	68-65
1.8.15	Arlington	L	73-76 (OT)
1.22.15	Monroe, La.	W	61-57
1.28.16	Monroe, La.	L	88-99
2.20.16	Arlington	L	61-64
3.12.16	New Orleans, La.	L	71-82
1.21.17	Arlington	W	71-55
3.2.17	Monroe, La.	W	72-57
1.20.18	Arlington	W	71-55
2.15.18	Monroe, La.	L	71-84
2.23.19	Arlington	W	91-86 (2OT)
1.18.20	Monroe, La.	W	78-58
2.1.20	Arlington	W	68-54
1.8.21	Monroe, La.	W	77-64
1.9.21	Monroe, La.	W	75-74
2.5.21	Arlington	W	63-56
2.6.21	Arlington	W	58-52

## UTA TEAM GAME HIGHS

<b>POINTS</b>	104	Mary Hardin-Baylor (11/13/2021)
	95	Howard Payne (12/22/2021)
	89	South Alabama (12/30/2021)
	83	Louisiana (01/13/2022)
	73	at Ga. Southern (01/08/2022)
<b>FIELD GOALS MADE</b>	43	Mary Hardin-Baylor (11/13/2021)
	38	Howard Payne (12/22/2021)
<b>FIELD GOAL ATTEMPTS</b>	68	at Ga. Southern (01/08/2022)
	67	at Georgia St. (01/06/2022)
	67	Howard Payne (12/22/2021)
	67	Mary Hardin-Baylor (11/13/2021)
<b>FIELD GOAL PERCENTAGE</b>	.642 (43-67)	Mary Hardin-Baylor (11/13/2021)
	.567 (38-67)	Howard Payne (12/22/2021)
<b>3 PT FG MADE</b>	10	at Ga. Southern (01/08/2022)
	10	Howard Payne (12/22/2021)
<b>3 PT FG ATTEMPTS</b>	27	Howard Payne (12/22/2021)
	25	at Ga. Southern (01/08/2022)
<b>3 PT FG PERCENTAGE</b>	.429 (6-14)	Abilene Christian (11/16/2021)
	.400 (10-25)	at Ga. Southern (01/08/2022)
<b>FREE THROWS MADE</b>	19	at UC Santa Barbara (11/29/2021)
	18	South Alabama (12/30/2021)
<b>FREE THROW ATTEMPTS</b>	25	at UC Santa Barbara (11/29/2021)
	24	South Alabama (12/30/2021)
	24	Abilene Christian (11/16/2021)
<b>FREE THROW PERCENTAGE</b>	.923 (12-13)	at Utah St. (11/27/2021)
	.917 (11-12)	Mary Hardin-Baylor (11/13/2021)
<b>REBOUNDS</b>	53	Howard Payne (12/22/2021)
	51	at Georgia St. (01/06/2022)
<b>ASSISTS</b>	28	Mary Hardin-Baylor (11/13/2021)
	26	Howard Payne (12/22/2021)
<b>STEALS</b>	11	at Oklahoma (12/19/2021)
	10	Mary Hardin-Baylor (11/13/2021)
<b>BLOCKED SHOTS</b>	7	Troy (01/01/2022)
	7	Lamar University (12/11/2021)
	7	at North Texas (11/18/2021)
	7	Abilene Christian (11/16/2021)
	7	at Oklahoma St. (11/09/2021)
<b>TURNOVERS</b>	28	Abilene Christian (11/16/2021)
	22	at Oklahoma St. (11/09/2021)
<b>FOULS</b>	30	Abilene Christian (11/16/2021)
	26	at San Diego St. (11/20/2021)



## UTA TEAM GAME LOWS

<b>POINTS</b>	36	at North Texas (11/18/2021)
	45	at Oklahoma St. (11/09/2021)
	50	at Oklahoma (12/19/2021)
	56	Lamar University (12/11/2021)
	61	at Utah St. (11/27/2021)
<b>FIELD GOALS MADE</b>	12	at North Texas (11/18/2021)
	17	at Oklahoma (12/19/2021)
<b>FIELD GOAL ATTEMPTS</b>	42	at North Texas (11/18/2021)
	50	at Oklahoma (12/19/2021)
<b>FIELD GOAL PERCENTAGE</b>	.286 (12-42)	at North Texas (11/18/2021)
	.340 (17-50)	at Oklahoma (12/19/2021)
<b>3 PT FG MADE</b>	1	at North Texas (11/18/2021)
	2	at Oklahoma St. (11/09/2021)
<b>3 PT FG ATTEMPTS</b>	10	at North Texas (11/18/2021)
	14	at San Diego St. (11/20/2021)
	14	Abilene Christian (11/16/2021)
<b>3 PT FG PERCENTAGE</b>	.100 (2-20)	at Oklahoma St. (11/09/2021)
	.100 (1-10)	at North Texas (11/18/2021)
<b>FREE THROWS MADE</b>	3	at Oklahoma St. (11/09/2021)
	7	at Oral Roberts (12/16/2021)
	7	at San Diego St. (11/20/2021)
<b>FREE THROW ATTEMPTS</b>	10	at Oklahoma St. (11/09/2021)
	12	Howard Payne (12/22/2021)
	12	at Oral Roberts (12/16/2021)
	12	Mary Hardin-Baylor (11/13/2021)
<b>FREE THROW PERCENTAGE</b>	.300 (3-10)	at Oklahoma St. (11/09/2021)
	.524 (11-21)	at North Texas (11/18/2021)
<b>REBOUNDS</b>	26	at Oklahoma (12/19/2021)
	28	at Oklahoma St. (11/09/2021)
<b>ASSISTS</b>	3	at North Texas (11/18/2021)
	6	at Oklahoma St. (11/09/2021)
<b>STEALS</b>	2	at North Texas (11/18/2021)
	4	at Georgia St. (01/06/2022)
<b>BLOCKED SHOTS</b>	2	at Ga. Southern (01/08/2022)
	2	at Georgia St. (01/06/2022)
<b>TURNOVERS</b>	4	Troy (01/01/2022)
	11	at Ga. Southern (01/08/2022)
	11	at UC Santa Barbara (11/29/2021)
<b>FOULS</b>	11	Lamar University (12/11/2021)
	13	at Georgia St. (01/06/2022)
	13	at Oklahoma (12/19/2021)

## OPPONENT TEAM GAME HIGHS

<b>POINTS</b>	88	at Oklahoma St. (11/09/2021)
	87	South Alabama (12/30/2021)
	80	at Utah St. (11/27/2021)
	80	Abilene Christian (11/16/2021)
	75	Mary Hardin-Baylor (11/13/2021)
<b>FIELD GOALS MADE</b>	33	at Oklahoma St. (11/09/2021)
	31	South Alabama (12/30/2021)
<b>FIELD GOAL ATTEMPTS</b>	72	Mary Hardin-Baylor (11/13/2021)
	71	at Oklahoma St. (11/09/2021)
<b>FIELD GOAL PERCENTAGE</b>	.549 (28-51)	at Oklahoma (12/19/2021)
	.517 (30-58)	at Utah St. (11/27/2021)
<b>3 PT FG MADE</b>	15	Mary Hardin-Baylor (11/13/2021)
	14	at Oral Roberts (12/16/2021)
<b>3 PT FG ATTEMPTS</b>	39	Mary Hardin-Baylor (11/13/2021)
	32	at Oral Roberts (12/16/2021)
<b>3 PT FG PERCENTAGE</b>	.438 (14-32)	at Oral Roberts (12/16/2021)
	.414 (12-29)	at Utah St. (11/27/2021)
<b>FREE THROWS MADE</b>	30	at San Diego St. (11/20/2021)
	29	Abilene Christian (11/16/2021)
<b>FREE THROW ATTEMPTS</b>	38	Abilene Christian (11/16/2021)
	34	at San Diego St. (11/20/2021)
<b>FREE THROW PERCENTAGE</b>	.882 (30-34)	at San Diego St. (11/20/2021)
	.846 (11-13)	Lamar University (12/11/2021)
<b>REBOUNDS</b>	53	Troy (01/01/2022)
	50	at Oklahoma St. (11/09/2021)
<b>ASSISTS</b>	26	at Utah St. (11/27/2021)
	20	at Oklahoma St. (11/09/2021)
<b>STEALS</b>	15	Abilene Christian (11/16/2021)
	15	at Oklahoma St. (11/09/2021)
<b>BLOCKED SHOTS</b>	7	at Georgia St. (01/06/2022)
	6	at Oral Roberts (12/16/2021)
<b>TURNOVERS</b>	18	at UC Santa Barbara (11/29/2021)
	17	at Oklahoma (12/19/2021)
	17	at San Diego St. (11/20/2021)
<b>FOULS</b>	25	Abilene Christian (11/16/2021)
	22	Troy (01/01/2022)

## OPPONENT TEAM GAME LOWS

<b>POINTS</b>	46	Howard Payne (12/22/2021)
	47	Lamar University (12/11/2021)
	57	Troy (01/01/2022)
	62	at UC Santa Barbara (11/29/2021)
	63	at Georgia St. (01/06/2022)
<b>FIELD GOALS MADE</b>	16	Howard Payne (12/22/2021)
	16	Lamar University (12/11/2021)
	16	at San Diego St. (11/20/2021)
<b>FIELD GOAL ATTEMPTS</b>	46	at San Diego St. (11/20/2021)
	51	at Oklahoma (12/19/2021)
<b>FIELD GOAL PERCENTAGE</b>	.235 (16-68)	Howard Payne (12/22/2021)
	.258 (16-62)	Lamar University (12/11/2021)
<b>3 PT FG MADE</b>	3	at UC Santa Barbara (11/29/2021)
	4	Lamar University (12/11/2021)
<b>3 PT FG ATTEMPTS</b>	14	at UC Santa Barbara (11/29/2021)
	15	at San Diego St. (11/20/2021)
<b>3 PT FG PERCENTAGE</b>	.200 (4-20)	Lamar University (12/11/2021)
	.214 (3-14)	at UC Santa Barbara (11/29/2021)
<b>FREE THROWS MADE</b>	3	at Georgia St. (01/06/2022)
	5	at Oral Roberts (12/16/2021)
<b>FREE THROW ATTEMPTS</b>	8	at Georgia St. (01/06/2022)
	8	at Oklahoma (12/19/2021)
<b>FREE THROW PERCENTAGE</b>	.375 (3-8)	at Georgia St. (01/06/2022)
	.500 (11-22)	at UC Santa Barbara (11/29/2021)
	.500 (5-10)	at Oral Roberts (12/16/2021)
<b>REBOUNDS</b>	27	Mary Hardin-Baylor (11/13/2021)
	28	Louisiana (01/13/2022)
	28	South Alabama (12/30/2021)
<b>ASSISTS</b>	5	Lamar University (12/11/2021)
	9	Howard Payne (12/22/2021)
<b>STEALS</b>	3	Troy (01/01/2022)
	4	at UC Santa Barbara (11/29/2021)
	4	at San Diego St. (11/20/2021)
<b>BLOCKED SHOTS</b>	0	at Utah St. (11/27/2021)
	0	Abilene Christian (11/16/2021)
<b>TURNOVERS</b>	5	at Georgia St. (01/06/2022)
	9	at Oral Roberts (12/16/2021)
<b>FOULS</b>	12	Howard Payne (12/22/2021)
	12	Mary Hardin-Baylor (11/13/2021)



## UTA PLAYER GAME HIGHS

<b>POINTS</b>	33		David Azore at Ga. Southern (01/08/2022)
	30		David Azore vs South Alabama (12/30/2021)
	24		David Azore vs Troy (01/01/2022)
	22		Patrick Mwamba vs Louisiana (01/13/2022)
	21		David Azore vs Abilene Christian (11/16/2021)
<b>FIELD GOALS MADE</b>	12		David Azore at Ga. Southern (01/08/2022)
	11		David Azore vs South Alabama (12/30/2021)
<b>FIELD GOAL ATTEMPTS</b>	21		David Azore at Ga. Southern (01/08/2022)
	20		David Azore vs South Alabama (12/30/2021)
<b>FIELD GOAL PERCENTAGE (min 5 made)</b>	1.000	(7-7)	Kaodirichi Akobundu-Ehiogu vs Lamar University (12/11/2021)
	1.000	(6-6)	Shemar Wilson vs Mary Hardin-Baylor (11/13/2021)
	1.000	(5-5)	Kaodirichi Akobundu-Ehiogu vs Mary Hardin-Baylor (11/13/2021)
<b>3 PT FG MADE</b>	5		David Azore at Ga. Southern (01/08/2022)
	3		Nicolas Elame at Ga. Southern (01/08/2022)
	3		Patrick Mwamba at Georgia St. (01/06/2022)
	3		Brandyn Talbot vs Howard Payne (12/22/2021)
	3		Carson Bischoff at Utah St. (11/27/2021)
	3		Pedro Castro at San Diego St. (11/20/2021)
<b>3 PT FG ATTEMPTS</b>	8		Brandyn Talbot vs Louisiana (01/13/2022)
	8		Patrick Mwamba vs Louisiana (01/13/2022)
	8		Brandyn Talbot at Ga. Southern (01/08/2022)
	8		Brandyn Talbot at Georgia St. (01/06/2022)
<b>3 PT FG PERCENTAGE (min 2 made)</b>	1.000	(5-5)	David Azore at Ga. Southern (01/08/2022)
	1.000	(2-2)	Lazaro Rojas vs Howard Payne (12/22/2021)
	1.000	(2-2)	Javon Levi vs Mary Hardin-Baylor (11/13/2021)
	1.000	(2-2)	Nicolas Elame vs Mary Hardin-Baylor (11/13/2021)
<b>FREE THROWS MADE</b>	9		David Azore vs Lamar University (12/11/2021)
	9		Jack Hoiberg at UC Santa Barbara (11/29/2021)
<b>FREE THROW ATTEMPTS</b>	10		David Azore vs Lamar University (12/11/2021)
	9		Patrick Mwamba at Ga. Southern (01/08/2022)
	9		David Azore vs South Alabama (12/30/2021)
	9		Jack Hoiberg at UC Santa Barbara (11/29/2021)
<b>FREE THROW PERCENTAGE (min 3 made)</b>	1.000	(9-9)	Jack Hoiberg at UC Santa Barbara (11/29/2021)
	1.000	(6-6)	David Azore at Georgia St. (01/06/2022)
	1.000	(6-6)	Javon Levi at Utah St. (11/27/2021)
	1.000	(5-5)	David Azore vs Troy (01/01/2022)
	1.000	(5-5)	David Azore at North Texas (11/18/2021)
	1.000	(5-5)	David Azore vs Mary Hardin-Baylor (11/13/2021)
	1.000	(4-4)	Shemar Wilson vs Troy (01/01/2022)
	1.000	(4-4)	Shemar Wilson vs South Alabama (12/30/2021)
<b>REBOUNDS</b>	12		Javon Levi at Ga. Southern (01/08/2022)
	10		Javon Levi vs Louisiana (01/13/2022)
	10		Kaodirichi Akobundu-Ehiogu at Oral Roberts (12/16/2021)
	10		Montez Young Jr. at Oral Roberts (12/16/2021)
	10		Montez Young Jr. at San Diego St. (11/20/2021)
<b>ASSISTS</b>	10		Javon Levi vs Louisiana (01/13/2022)
	10		Javon Levi vs Mary Hardin-Baylor (11/13/2021)
<b>STEALS</b>	4		Nicolas Elame vs Louisiana (01/13/2022)
	4		Patrick Mwamba vs South Alabama (12/30/2021)
<b>BLOCKED SHOTS</b>	6		Kaodirichi Akobundu-Ehiogu vs Lamar University (12/11/2021)
	5		Kaodirichi Akobundu-Ehiogu vs South Alabama (12/30/2021)

## OPPONENT PLAYER GAME HIGHS

<b>POINTS</b>	26		Charles Manning, Jr. vs South Alabama (12/30/2021)
	24		Justin Bean at Utah St. (11/27/2021)
	23		Amadou Sow at UC Santa Barbara (11/29/2021)
	21		Javon Franklin vs South Alabama (12/30/2021)
	21		Francis Lăcis at Oral Roberts (12/16/2021)
	21		Davion Buster vs Lamar University (12/11/2021)
	21		Coryon Mason vs Abilene Christian (11/16/2021)
<b>FIELD GOALS MADE</b>	10		Amadou Sow at UC Santa Barbara (11/29/2021)
	9		Justin Bean at Utah St. (11/27/2021)
<b>FIELD GOAL ATTEMPTS</b>	22		Davion Buster vs Lamar University (12/11/2021)
	20		Corey Allen at Georgia St. (01/06/2022)
<b>FIELD GOAL PERCENTAGE (min 5 made)</b>	1.000	(5-5)	Jalen Hill at Oklahoma (12/19/2021)
	.857	(6-7)	Dou Gueye vs Louisiana (01/13/2022)
<b>3 PT FG MADE</b>	6		DeShang Weaver at Oral Roberts (12/16/2021)
	5		Francis Lăcis at Oral Roberts (12/16/2021)
	5		Steven Ashworth at Utah St. (11/27/2021)
<b>3 PT FG ATTEMPTS</b>	10		Corey Allen at Georgia St. (01/06/2022)
	10		Davion Buster vs Lamar University (12/11/2021)
<b>3 PT FG PERCENTAGE (min 2 made)</b>	1.000	(2-2)	CJ Noland at Oklahoma (12/19/2021)
	1.000	(2-2)	Trey Pulliam at San Diego St. (11/20/2021)
	1.000	(2-2)	Immanuel Allen vs Abilene Christian (11/16/2021)
<b>FREE THROWS MADE</b>	10		Charles Manning, Jr. vs South Alabama (12/30/2021)
	9		Coryon Mason vs Abilene Christian (11/16/2021)
<b>FREE THROW ATTEMPTS</b>	11		Charles Manning, Jr. vs South Alabama (12/30/2021)
	9		Javon Franklin vs South Alabama (12/30/2021)
	9		Coryon Mason vs Abilene Christian (11/16/2021)
<b>FREE THROW PERCENTAGE (min 3 made)</b>	1.000	(9-9)	Coryon Mason vs Abilene Christian (11/16/2021)
	1.000	(7-7)	Matt Bradley at San Diego St. (11/20/2021)
	1.000	(6-6)	Justin Bean at Utah St. (11/27/2021)
	1.000	(6-6)	Thomas Bell at North Texas (11/18/2021)
	1.000	(5-5)	Trey Pulliam at San Diego St. (11/20/2021)
	1.000	(4-4)	Zay Williams vs Troy (01/01/2022)
	1.000	(4-4)	C.J. Roberts vs Lamar University (12/11/2021)
	1.000	(4-4)	Keshad Johnson at San Diego St. (11/20/2021)
	1.000	(4-4)	Tylor Perry at North Texas (11/18/2021)
	1.000	(4-4)	Donovan Williams at Oklahoma St. (11/09/2021)
	1.000	(3-3)	Joe Charles vs Louisiana (01/13/2022)
	1.000	(3-3)	Jerren Godfrey vs Howard Payne (12/22/2021)
	1.000	(3-3)	Max Abmas at Oral Roberts (12/16/2021)
	1.000	(3-3)	Mason Senigaur vs Lamar University (12/11/2021)
<b>REBOUNDS</b>	15		Javon Franklin vs South Alabama (12/30/2021)
	12		Jalen Thomas at Georgia St. (01/06/2022)
	12		Zay Williams vs Troy (01/01/2022)
<b>ASSISTS</b>	7		Corey Allen at Georgia St. (01/06/2022)
	7		Rylan Jones at Utah St. (11/27/2021)
<b>STEALS</b>	4		Francis Lăcis at Oral Roberts (12/16/2021)
	4		Tylor Perry at North Texas (11/18/2021)
	4		Carson Hammond vs Mary Hardin-Baylor (11/13/2021)
	4		Rondel Walker at Oklahoma St. (11/09/2021)
<b>BLOCKED SHOTS</b>	4		Javon Franklin vs South Alabama (12/30/2021)
	3		Eliel Nsoseme at Georgia St. (01/06/2022)
	3		DeShang Weaver at Oral Roberts (12/16/2021)
	3		Francis Lăcis at Oral Roberts (12/16/2021)
	3		Nathan Mensah at San Diego St. (11/20/2021)

# SINGLE-GAME INDIVIDUAL PROGRAM RECORDS

## POINTS

Pts	Player	Opponent	Date
1. 44	Dink Ford	Texas Wesleyan	Dec. 28, 1964
2. 43	Steven Barber	at UTSA	Jan. 24, 2002
3. 41	Larry Moore	Centenary	Jan. 18, 1973
4. 39	Willie Brand	Prairie View A&M	Dec. 2, 1989
39	Jerry Janek	Texas Wesleyan	Dec. 29, 1962
6. 38	Erick Neal	Appalachian State	Feb. 1, 2018
38	Marquez Haynes	UTSA	Jan. 16, 2010
38	Steven Barber	Wichita State	Nov. 28, 2001
38	Mike Nau	Lamar	Feb. 14, 1967
10. 37	Erick Neal	Appalachian State	Mar. 9, 2018
37	Reger Dowell	Western Kentucky	Mar. 1, 2014
37	Leonard Wilson	ULM	Mar. 6, 1993
37	Eric Gore	North Texas	Feb. 25, 1991
37	Bruce Tibbetts	at McMurry	Jan. 30, 1965
15. 36	Marquez Haynes	vs. Texas A&M-Corpus Christi	Mar. 12, 2009
36	Keith Greene	McNeese State	Feb. 17, 2000
36	Sam Norton	at ULM	Mar. 5, 1984
36	Sam Norton	at Oral Roberts	Jan. 3, 1984
36	Eddie Stallings	Trinity	Feb. 1, 1969
36	Dink Ford	at Texas Wesleyan	Jan. 2, 1965
36	Bruce Tibbetts	at Texas Wesleyan	Jan. 2, 1965
36	John Reglin	at Texas Wesleyan	Jan. 25, 1964
23. 35	Erick Neal	at ULM	Feb. 15, 2018
35	Reger Dowell	Howard Payne	Nov. 13, 2014
35	Bobby Kenyon	Northwestern State	Feb. 27, 1992
35	Willie Brand	at Northwestern State	Feb. 16, 1991
35	Freddie Anderson	at North Texas	Jan. 14, 1976
35	Kenny Jenkins	at Denver	Jan. 10, 1976
35	Eddie Stallings	West Texas A&M	Jan. 2, 1969
35	Noel Roberts	Trinity	Jan. 5, 1963

## FIELD GOALS MADE

FG	Player	Opponent	Date
1. 20	Larry Moore	Centenary	Jan. 18, 1973
2. 16	Cal Tate	Texas Wesleyan	Feb. 15, 1978
16	Ronnie Marsh	at Abilene Christian	Jan. 22, 1973
16	Mike Nau	Lamar	Feb. 14, 1967
16	Noel Roberts	Trinity	Dec. 28, 1962
6. 15	Robert Taylor	Texas Wesleyan	Dec. 17, 1996
15	Bobby Kenyon	Huston-Tillotson	Nov. 29, 1990
15	Sam Norton	ULM	Feb. 25, 1984
15	Sam Norton	at Arkansas State	Jan. 28, 1984
15	Eddie Stallings	Trinity	Feb. 1, 1969
15	Bruce Tibbetts	at McMurry	Jan. 30, 1965
12. 14	Sam Norton	at Oral Roberts	Jan. 3, 1984
14	Cal Tate	Texas Wesleyan	Feb. 15, 1978
14	Freeman Sparks	at McNeese State	Feb. 23, 1976
14	Freddie Anderson	at Louisiana Tech	Feb. 2, 1976
14	Freddie Anderson	at North Texas	Jan. 14, 1976
14	Kenny Jenkins	at Denver	Jan. 10, 1976
14	David Payne	Houston	Feb. 26, 1970
14	Sherman Evans	Tennessee Tech	Dec. 15, 1968
14	Dink Ford	vs. Texas Wesleyan	Dec. 12, 1964

## FIELD GOAL ATTEMPTS

FGA	Player	Opponent	Date
1. 30	Mike Nau	Texas Wesleyan	Dec. 4, 1965
30	Noel Roberts	Trinity	Jan. 5, 1963
3. 29	Miles Robertson	Pepperdine	Dec. 9, 1977
29	Larry Moore	Centenary	Jan. 18, 1973
29	Sherman Evans	at Lamar	Feb. 16, 1970
6. 28	Eric Gore	University of Dallas	Dec. 8, 1990
28	Freddie Anderson	at Louisiana Tech	Feb. 2, 1976
8. 27	Marquez Haynes	North Texas	Nov. 18, 2009
27	Steven Barber	at Wichita State	Nov. 28, 2001
27	Robert Taylor	Texas Wesleyan	Dec. 17, 1996
27	Willie Brand	Sam Houston State	Jan. 11, 1990
27	Willie Brand	UTSA	Nov. 28, 1988
27	Sam Norton	at Oral Roberts	Jan. 3, 1984
14. 26	Cal Tate	Texas Wesleyan	Feb. 15, 1978
26	Ronnie Marsh	at Centenary	Feb. 5, 1973
26	Sherman Evans	Tennessee Tech	Dec. 15, 1969
26	Mike Nau	Lamar	Feb. 14, 1967

## FIELD GOAL PERCENTAGE (Min. 5 Made)

Pct. (FG-A)	Player	Opponent	Date
1. 1.000 (10-10)	Jermaine Griffin	at Lamar	Feb. 14, 2008
1.000 (10-10)	Ike Mitchell	at Lamar	Jan. 18, 1986
1.000 (10-10)	Albert Culton	vs. Valpariso	Jan. 10, 1981
1.000 (9-9)	Erick Neal	at Rice	Nov. 29, 2015
1.000 (9-9)	Roger Shute	at TAMU-Kingsville	Jan. 19, 1976
<b>1.000 (7-7)</b>	<b>KAO. AKO-EHIOGU LAMAR</b>		<b>DEC. 11, 2021</b>
1.000 (7-7)	Jorge Bilbao	at Louisiana	Feb. 7, 2015
1.000 (7-7)	Jermaine Griffin	UT Tyler	Nov. 11, 2006
1.000 (7-7)	Steven Thomas	at New Mexico State	Nov. 26, 2004
<b>1.000 (6-6)</b>	<b>SHEMAR WILSON MARY HARDIN-BAYLOR</b>		<b>NOV. 13, 2021</b>
1.000 (6-6)	Andres Ibarguen	vs. Georgia Southern	Mar. 16, 2019
1.000 (6-6)	Johnny Hamilton	Rice	Nov. 29, 2017
1.000 (6-6)	Jordan Reves	Houston Baptist	Jan. 5, 2011
1.000 (6-6)	Keith Howell	UT Permian Basin	Dec. 5, 2003
1.000 (6-6)	Donald Harris	at Baylor	Nov. 21, 2001
<b>1.000 (5-5)</b>	<b>KAO. AKO-EHIOGU MARY HARDIN-BAYLOR</b>		<b>NOV. 13, 2021</b>
1.000 (5-5)	Lazaro Rojas	Howard Payne	Dec. 22, 2020
1.000 (5-5)	Jabari Narcis	at #8 Gonzaga	Nov. 19, 2019
1.000 (5-5)	Link Kabadyundi	at Alabama	Nov. 21, 2017
1.000 (5-5)	Kennedy Eubanks	at Georgia Southern	Feb. 4, 2016
1.000 (5-5)	Anthony Walker	at South Alabama	Mar. 8, 2014
1.000 (5-5)	Anthony Walker	at Oklahoma	Dec. 17, 2013
1.000 (5-5)	Vincent Dillard	Samford	Nov. 12, 2013
1.000 (5-5)	Brandon Edwards	Central Arkansas	Feb. 7, 2011
1.000 (5-5)	Anthony Vereen	vs. Schreiner	Nov. 26, 2007
1.000 (5-5)	Jermaine Griffin	vs. UC Riverside	Nov. 12, 2007
1.000 (5-5)	Jermaine Griffin	San Diego	Dec. 4, 2004
1.000 (5-5)	Bill Washington	at Arkansas State	Dec. 6, 1997
1.000 (5-5)	Jesse Kemp	Lamar	Jan. 22, 1976

## 3-POINTERS MADE

No.	Player	Opponent	Date
1. 9	Erick Neal	at ULM	Feb. 15, 2018
9	Willie Brand	Northwestern State	Feb. 14, 1991
3. 8	Eric Gore	at Charleston Southern	Dec. 28, 1991
7	Erick Neal	Georgia State	Feb. 24, 2018
7	Kevin Hervey	at Louisiana	Mar. 4, 2017
7	Jamel Outler	vs Houston Baptist	Nov. 22, 2014
7	Kevin Butler	at Idaho	Feb. 14, 2013
7	LaMarcus Reed III	at A&M-Corpus Christi	Mar. 2, 2011
7	Roge'r Guignard	at UTSA	Feb. 20, 2008
7	Roge'r Guignard	vs. Hardin-Simmons	Dec. 29, 2007
7	Brady Dawkins	at Nicholls	Feb. 23, 2006
7	Jabari Johnson	at ULM	Mar. 1, 2001
7	Jabari Johnson	McNeese State	Jan. 27, 2000
7	Ronald Smith	McNeese State	Feb. 13, 1993
7	Ronald Smith	Stephen F. Austin	Jan. 23, 1993
7	Darrell Harmon	UTSA	Jan. 2, 1992
7	Glover Cody	McNeese State	Feb. 21, 1991
7	Rodrick Ford	UT Pan American	Dec. 19, 1988
7	Rodrick Ford	at UT Pan American	Dec. 19, 1987

## 3-POINT ATTEMPTS

No.	Player	Opponent	Date
1. 17	Roge'r Guignard	at UTSA	Feb. 20, 2008
2. 16	Roge'r Guignard	at Texas Southern	Dec. 20, 2006
16	Robert Mays	Nicholls	Dec. 3, 1990
4. 15	Erick Neal	at South Alabama	Jan. 16, 2016
15	Reger Dowell	at Georgia State	Feb. 1, 2014
15	Jabari Johnson	McNeese State	Jan. 27, 2000
15	Leonard Wilson	at Northwestern State	Feb. 1, 1992
15	Bobby Kenyon	McNeese State	Feb. 21, 1991
15	Ronnie Pruitt	McNeese State	Feb. 21, 1991
10. 14	Erick Neal	at Georgia State	Jan. 25, 2018
14	Reger Dowell	Troy	Jan. 23, 2014
14	Ronald Smith	Stephen F. Austin	Jan. 23, 1993
14	Eric Gore	at Stephen F. Austin	Jan. 11, 1992
14	Eric Gore	at Charleston Southern	Dec. 28, 1991
14	Robert Mays	at New Mexico	Nov. 23, 1990
16. 13	Edric Dennis	at Coastal Carolina	Jan. 12, 2019
13	Kevin Hervey	Georgia State	Feb. 24, 2018
13	Brandon Long	at Houston Baptist	Nov. 29, 2008
13	Brandon Long	at Texas Southern	Dec. 20, 2006
13	Steven Barber	McNeese State	Jan. 27, 2000
13	Anthony Durham	McNeese State	Jan. 30, 1997
13	Willie Brand	Sam Houston State	Jan. 11, 1990
13	Willie Brand	UTSA	Nov. 28, 1988

## 3-POINT PERCENTAGE (Min. 5 Made)

Pct. (FG-A)	Player	Opponent	Date
1. 1.000 (7-7)	Kevin Butler	at Idaho	Feb. 14, 2013
<b>1.000 (5-5)</b>	<b>DAVID AZORE</b>	<b>AT GEORGIA SOUTHERN</b>	<b>JAN. 8, 2022</b>
1.000 (5-5)	Jabari Narcis	at #8 Gonzaga	Nov. 19, 2019
1.000 (5-5)	Scott Cross	UTSA	Feb. 14, 1998



# SINGLE-GAME INDIVIDUAL PROGRAM RECORDS

## FREE THROWS MADE

No.	Player	Opponent	Date
1. 20	Paul Renfro	Louisiana	Feb. 19, 1979
2. 19	Eddie Stallings	West Texas A&M	Jan. 2, 1969
3. 18	Dink Ford	TAMU-Commerce	Dec. 12, 1964
4. 17	Jerry Janek	Texas Wesleyan	Dec. 29, 1962
5. 16	Steven Thomas	San Diego	Dec. 4, 2004
16	Steven Thomas	at UTSA	Jan. 10, 2004
16	Dink Ford	vs. Texas Wesleyan	Dec. 29, 1964
16	Jerry Janek	vs. Texas Wesleyan	Dec. 29, 1962
9. 15	Edric Dennis	vs. Little Rock	Jan. 19, 2019
15	Reger Dowell	Western Kentucky	Mar. 1, 2014
15	Paul Renfro	McNeese State	Feb. 3, 1979
15	Harvey Harris	Lamar	Dec. 18, 1962
13. 14	Scott Cross	Air Force	Dec. 22, 1997
14	Eddie Stallings	at Texas Tech	Jan. 20, 1968
14	Dink Ford	Angelo State	Feb. 8, 1966
14	Jay Hawley	vs. Texas Wesleyan	Dec. 29, 1960
14	LaMarcus Reed	at UTSA	Mar. 3, 2012

## FREE THROW ATTEMPTS

No.	Player	Opponent	Date
1. 22	Eddie Stallings	West Texas A&M	Jan. 18, 1969
22	Steven Thomas	ULM	Jan. 22, 2005
3. 21	Jerry Janek	Texas Wesleyan	Dec. 29, 1962
4. 20	Glover Cody	at Georgia State	Dec. 15, 1990
20	Paul Renfro	Louisiana	Feb. 19, 1979
6. 19	Bruce Tibbetts	Austin College	Dec. 10, 1964
7. 18	Reger Dowell	Western Kentucky	Mar. 1, 2014
18	Steven Thomas	Northwestern State	Jan. 12, 2005
18	Steven Barber	at Sam Houston State	March 6, 2001
18	Dink Ford	vs. Texas Wesleyan	Dec. 29, 1964

## FREE THROW PERCENTAGE (Min. 10 Att.)

Pct. (FG-A)	Player	Opponent	Date
1. 1.000 (20-20)	Paul Renfro	at Louisiana	Feb. 19, 1979
1.000 (13-13)	Eddie Stallings	at Houston	Feb. 22, 1968
1.000 (12-12)	Jordan Reves	at McNeese State	Feb. 22, 2012
1.000 (12-12)	Derrick Obasohan	at Nicholls	Feb. 28, 2004
1.000 (12-12)	Brian Myers	at Northwestern State	Feb. 22, 1996
1.000 (12-12)	Paul Renfro	McNeese State	Jan. 28, 1980
1.000 (11-11)	Brandon Edwards	at South Alabama	Mar. 8, 2014
1.000 (11-11)	Rodrick Epps	at Texas State	Feb. 3, 2007
1.000 (11-11)	Keith Howell	at Northwestern State	Jan. 30, 2003
1.000 (11-11)	Melvin Polk	at TCU	Dec. 1, 1979
1.000 (11-11)	Paul Renfro	at Wichita State	Dec. 8, 1978
1.000 (11-11)	Mike Nau	vs. Austin College	Dec. 29, 1965
1.000 (10-10)	Rodrick Epps	at AMCC	Feb. 19, 2007
1.000 (10-10)	Reggie Brown	North Texas	Feb. 3, 1996
1.000 (10-10)	Keith Cornett	at Northwestern State	Feb. 4, 1995
1.000 (10-10)	Ricky Leggett	at Baylor	Dec. 16, 1980
1.000 (10-10)	Melvin Polk	at Baylor	Dec. 16, 1980

## REBOUNDS

No.	Player	Opponent	Date
1. 24	Albert Culton	vs. Northeastern	Jan. 9, 1981
2. 23	Bruce Tibbetts	Austin College	Dec. 10, 1964
23	Jerry Janek	vs. Texas Wesleyan	Dec. 29, 1962
4. 22	Jermaine Griffin	UT Permian Basin	Dec. 1, 2005
5. 21	Mike Nau	Texas Wesleyan	Dec. 4, 1965
21	Mike Nau	Austin College	Dec. 13, 1966
21	Bruce Tibbetts	at McMurry	Jan. 30, 1965
8. 20	Sam Norton	McNeese State	Feb. 11, 1984
20	Mike Nau	Lamar	Feb. 14, 1967
20	Sherman Evans	at Samford	Dec. 18, 1971
11. 19	Brandon Edwards	at Troy	Mar. 6, 2014
19	Johnny McDowell	Sam Houston State	Jan. 21, 1993
19	Donny Beachum	UT Pan American	Jan. 21, 2004
19	John Reglin	Lamar	Feb. 14, 1967
19	John Reglin	Lamar	Jan. 8, 1966
19	Sam Norton	ULM	Feb. 2, 1984
19	Sherman Evans	Arkansas	Dec. 13, 1970

## OFFENSIVE REBOUNDS (Since 1983-84)

No.	Player	Opponent	Date
1. 12	Johnny McDowell	UTSA	Jan. 2, 1992
12	Sam Norton	McNeese State	Feb. 11, 1984
3. 11	Eric Gore	University of Dallas	Dec. 8, 1990
11	Sam Norton	Louisiana Tech	Mar. 1, 1984
11	Sam Norton	at Oral Roberts	Jan. 3, 1984
6. 10	Eric Gore	at ULM	Feb. 16, 1991
10	Michael Beasley	Morehead State	Jan. 3, 1989
8. 9	Johnny Hamilton	vs. Georgia State	Mar. 1, 2018
9	Bill Washington	at Northwestern State	Feb. 18, 1999
9	Bill Washington	at UTSA	Jan. 10, 1998
9	Robert Taylor	Texas Wesleyan	Dec. 17, 1996
9	Johnny McDowell	Sul Ross State	Dec. 4, 1992
9	Johnny McDowell	at Northwestern State	Feb. 1, 1992
9	Leonard Wilson	Nicholls	Dec. 3, 1990
9	Bill Nygard	Huston-Tillotson	Nov. 29, 1990

## DEFENSIVE REBOUNDS (Since 1983-84)

No.	Player	Opponent	Date
1. 14	Jermaine Griffin	UT Permian Basin	Dec. 1, 2005
14	Robert Taylor	ULM	Feb. 27, 1997
14	Sam Norton	North Texas	Feb. 9, 1984
14	Sam Norton	ULM	Feb. 2, 1984
5. 13	David Azore	at Texas State	Feb. 2, 2019
13	Kevin Hervey	at UTRGV	Dec. 16, 2018
13	Kevin Hervey	South Alabama	Feb. 25, 2017
13	Mack Callier	at Sam Houston State	Feb. 17, 2003
13	David Allen	North Texas	Jan. 14, 1989
10. 12	David Azore	at Georgia Southern	Dec. 21, 2019
12	Kevin Hervey	Appalachian State	Feb. 1, 2018
12	Kevin Hervey	at Loyola Marymount	Dec. 22, 2016
12	Larry Posey	UTSA	Feb. 15, 2007
12	Steven Thomas	at Stephen F. Austin	Jan. 26, 2006
12	Anthony Durham	Northwestern State	Mar. 1, 1997
12	Bill Washington	Jarvis Christian	Dec. 2, 1996
12	Johnny McDowell	Sam Houston State	Jan. 21, 1993
12	Johnny McDowell	at Nicholls	Jan. 16, 1993
12	Johnny McDowell	vs. Gonzaga	Dec. 11, 1992
20. 11	David Azore	at Louisiana Tech	Nov. 27, 2020
11	David Azore	at Appalachian State	Jan. 10, 2019
11	Johnny Hamilton	at Northern Iowa	Dec. 7, 2017
11	Kevin Hervey	at Grand Canyon	Nov. 20, 2014
11	Brandon Edwards	vs. ULM	Mar. 13, 2014
11	Brandon Edwards	at Troy	Mar. 6, 2014
11	Brandon Edwards	Samford	Nov. 12, 2013
11	LaMarcus Reed III	vs. Southeastern La	Feb. 19, 2011
11	Steven Thomas	SE Louisiana	Jan. 19, 2006
11	Steven Thomas	at South Florida	Dec. 29, 2004
11	Mack Callier	at Sam Houston State	Mar. 6, 2001
11	Mack Callier	Texas State	Feb. 12, 2001
11	Brian Myers	TAMU-Commerce	Dec. 11, 1993

## ASSISTS

No.	Player	Opponent	Date
1. 17	Jermaine Johnson	at Sam Houston State	Dec. 28, 1998
2. 16	Sean Miller	at Northwestern State	Feb. 19, 1994
3. 15	Erick Neal	at Niagara	Nov. 25, 2017
15	Glover Cody	North Texas	Feb. 15, 1992
15	Glover Cody	at Northwestern State	Feb. 14, 1991
15	Glover Cody	at Sam Houston State	Jan. 25, 1991
6. 13	Erick Neal	UT Dallas	Nov. 27, 2017
13	Erick Neal	at BYU	Mar. 15, 2017
13	Erick Neal	Louisiana	Jan. 23, 2017
13	Erick Neal	UT Dallas	Dec. 5, 2016
13	Glover Cody	at Iowa State	Dec. 10, 1991
13	Glover Cody	vs. Army	Nov. 24, 1990
13	Ronnell Peters	at ULM	Feb. 25, 1984
13	Ricky Leggett	at Denver	Dec. 12, 1978
13	Jesse Kemp	McNeese State	Feb. 28, 1977
13	David Payne	at UT Pan American	Jan. 18, 1971
13	David Payne	at Texas Wesleyan	Dec. 16, 1969

# SINGLE-GAME INDIVIDUAL PROGRAM RECORDS

## BLOCKED SHOTS

No.	Player	Opponent	Date
1. 9	Paul Renfro	Texas Wesleyan	Jan. 18, 1980
2. 8	Miles Robertson	Louisiana Tech	Mar. 1, 1979
3. 7	Kaodirichi Akobundu-Ehiogu	Louisiana	Jan. 15, 2021
	Johnny Hamilton	at Georgia State	Jan. 25, 2018
5. 6	<b>KAO. AKOBUNDU-EHIOGU</b>	<b>LAMAR</b>	<b>DEC. 11, 2021</b>
6	Kaodirichi Akobundu-Ehiogu	at Arkansas State	Jan. 29, 2021
6	Johnny Hamilton	Georgia Southern	Feb. 22, 2018
6	Brandon Williams	vs Howard Payne	Dec. 20, 2014
6	Jordan Reves	at San Jose State	Jan. 28, 2013
6	Jordan Reves	vs. Louisiana Tech	Jan. 5, 2013
6	Jermaine Griffin	at Western Illinois	Dec. 4, 2006
6	Miles Robertson	St. Edward's	Nov. 26, 1977
6	Trey Parker	Sam Houston State	Jan. 30, 2008
14. 5	<b>KAO. AKOBUNDU-EHIOGU</b>	<b>SOUTH ALABAMA</b>	<b>DEC. 30, 2021</b>
5	Patrick Mwamba	Louisiana	Feb. 26, 2021
5	Kaodirichi Akobundu-Ehiogu	Texas State	Feb. 11, 2021
5	Kaodirichi Akobundu-Ehiogu	Louisiana	Jan. 16, 2021
5	Kaodirichi Akobundu-Ehiogu	Dallas Christian	Dec. 17, 2020
5	Brandon Edwards	ULM	Jan. 9, 2014
5	Jermaine Griffin	at Texas State	Feb. 3, 2007
5	Jermaine Griffin	UT Tyler	Nov. 11, 2006
5	Roy Johnson	at Northwestern State	Feb. 26, 2004
5	Jermaine Johnson	at UTSA	Jan. 7, 1999
5	Johnny McDowell	McNeese State	Jan. 25, 1992
5	Ralph McPherson	Arkansas State	Feb. 16, 1981
5	Albert Culton	McNeese State	Feb. 7, 1981

## STEALS

No.	Player	Opponent	Date
1. 8	Bill Washington	McNeese State	Jan. 27, 2000
8	Leonard Wilson	Nicholls	Dec. 3, 1990
3. 7	Shahada Wells	Little Rock	Jan. 22, 2021
7	Bill Washington	Stephen F. Austin	Feb. 11, 1999
7	Bill Washington	McMurry	Nov. 24, 1998
7	Glover Cody	at North Texas	Feb. 28, 1991
7	Rodrick Ford	US International	Feb. 5, 1987
7	Rodrick Ford	at Stephen F. Austin	Jan. 16, 1987
7	Ronnell Peters	Arkansas State	Feb. 1, 1986

## TURNOVERS

No.	Player	Opponent	Date
1. 12	Ricky Leggett	at Lamar	Mar. 4, 1978
2. 11	Erick Neal	at Georgia Southern	Jan. 27, 2018
11	Johnny Hill	at Georgia State	Jan. 15, 2015
11	Ronnie Marsh	at Hardin-Simmons	Feb. 2, 1974
5. 10	Lonnie McClanahan	at Texas State	Jan. 18, 2014
10	Josh Daniel	ULM	Mar. 7, 2003
10	Miles Robertson	at Lamar	Feb. 10, 1979
10	Ricky Leggett	at Baylor	Dec. 16, 1980
10	Greg Stuckey	at Lamar	Feb. 24, 1977

## MINUTES PLAYED (Since 1973-74)

No.	Player	Opponent	Date
1. 50	Jermaine Johnson	at Sam Houston State	Dec. 28, 1998
2. 49	Keith Howell	ULM	Mar. 7, 2003
49	Donald Harris	at Sam Houston State	Dec. 28, 1998
4. 47	Rickey Leggett	McNeese State	Jan. 28, 1980
47	Jeffrey Stewart	McNeese State	Jan. 28, 1980
47	Miles Robertson	at Pepperdine	Dec. 9, 1977
47	Cal Tate	at Pepperdine	Dec. 9, 1977
8. 46	Rodrick Epps	at TCU	Nov. 18, 2006
46	Larry Posey	at TCU	Nov. 18, 2006
46	Donald Harris	at Stephen F. Austin	Feb. 6, 1999
46	Bill Washington	at Stephen F. Austin	Feb. 6, 1999
12. 45	Jarrett Howell	at Sam Houston State	Mar. 7, 2006
45	Josh Daniel	ULM	Mar. 7, 2003
45	Keith Greene	at Stephen F. Austin	Feb. 6, 1999
45	Reggie Brown	Sam Houston State	Feb. 13, 1997
45	Doug Gann	vs. UNC Wilmington	Dec. 30, 1989
45	Danny Johnson	Texas Southern	Jan. 13, 1983
45	Ronny Newton	Louisiana Tech	Feb. 21, 1977
45	Greg Stuckey	Louisiana Tech	Feb. 21, 1977
45	Jesse Kemp	Louisiana Tech	Feb. 21, 1977
45	Darnell Johnson	Louisiana Tech	Feb. 21, 1977
45	Jesse Kemp	North Texas	Jan. 12, 1977

# SINGLE-GAME TEAM PROGRAM RECORDS

## POINTS

Total (Score)	Opponent	Date
1. 154 (154-85)	Huston-Tillotson	Nov. 29, 1990
2. 149 (149-86)	University of Dallas	Dec. 8, 1990
3. 138 (138-135, 3OT)	Lamar	Feb. 14, 1967
4. 130 (130-64)	Huston-Tillotson	Nov. 28, 1991
5. 126 (126-73)	Texas Wesleyan	Dec. 7, 1981
6. 124 (124-123, 3OT)	at Sam Houston State	Dec. 28, 1998
7. 121 (121-61)	Schreiner	Dec. 3, 1992
8. 118 (118-84)	at Texas State	Feb. 9, 1991
9. 117 (117-53)	Howard Payne	Dec. 22, 2020
117 (117-115)	Nicholls	Dec. 3, 1990
11. 116 (116-87)	St. Edward's	Nov. 26, 1977
12. 115 (115-109)	North Texas	Feb. 25, 1991
115 (115-100)	Texas Wesleyan	Jan. 2, 1965
14. 114 (114-78)	Texas Wesleyan	Dec. 17, 1968
15. 113 (113-81)	vs. San Francisco	Nov. 29, 1990
113 (113-104)	at Georgia State	Dec. 15, 1990
113 (113-85)	SE Louisiana	Dec. 1, 1990
113 (113-109, OT)	at Texas Wesleyan	Jan. 30, 1968
19. 111 (111-64)	Howard Payne	Nov. 13, 2013
111 (111-77)	McNeese State	Feb. 7, 1981
111 (111-92)	Abilene Christian	Jan. 31, 1970
111 (111-120)	Lamar	Feb. 6, 1968
23. 110 (110-103)	at Texas State	Feb. 3, 2007
110 (110-85)	Georgia State	Dec. 7, 1991
110 (110-92)	Texas Wesleyan	Jan. 8, 1987
110 (110-116)	at Sam Houston State	Dec. 11, 1967
110 (110-93)	Texas Wesleyan	Dec. 3, 1964
28. 109 (109-48)	Dallas Christian	Dec. 17, 2020
109 (109-96)	Hardin-Simmons	Dec. 11, 1978
30. 108 (108-71)	Louisiana	Jan. 23, 2017
108 (108-84)	at Nicholls	Jan. 2, 1991
108 (108-103)	UT Pan American	Feb. 26, 1968
108 (108-116)	Angelo State	Dec. 21, 1967
108 (108-95)	Trinity	Jan. 10, 1966
35. 107 (107-65)	Texas A&M-Kingsville	Nov. 29, 1982
36. 106 (106-76)	Tarleton State	Nov. 29, 1986
106 (106-116)	at Drake	Dec. 22, 1979
106 (106-72)	Abilene Christian	Feb. 19, 1973
39. 105 (105-89)	at BYU	Mar. 15, 2017
105 (105-63)	Austin College	Jan. 30, 2007
105 (105-91)	Sul Ross State	Dec. 4, 1992
42. 104 (104-75)	MARY HARDIN-BAYLOR	NOV. 13, 2021
104 (104-106)	Louisiana	Feb. 27, 1978
104 (104-100)	vs. Texas Wesleyan	Dec. 28, 1964
45. 103 (103-45)	Hardin-Simmons	Dec. 29, 2001
103 (103-88)	McNeese State	Feb. 20, 1992
103 (103-86)	Texas Wesleyan	Jan. 19, 1981
103 (103-115)	at Louisiana	Feb. 19, 1979
103 (103-70)	at Tarleton State	Feb. 1, 1966
103 (103-92)	Lamar	Feb. 27, 1965
51. 102 (102-72)	Texas Southern	Nov. 14, 2007
102 (102-108)	Denver	Dec. 12, 1977
102 (102-104, 2OT)	Texas Southern	Jan. 13, 1983
102 (102-90)	Texas Wesleyan	Dec. 4, 1965
102 (102-88)	at Texas Wesleyan	Jan. 25, 1964
56. 101 (101-85)	vs. Texas Wesleyan	Dec. 22, 2009
101 (101-123)	at Northwestern State	Feb. 19, 1994
101 (101-45)	Austin College	Dec. 3, 1991
101 (101-95)	Texas State	Jan. 12, 1991
101 (101-105, OT)	North Texas	Jan. 12, 1977
101 (101-110)	at North Texas	Jan. 14, 1976
101 (101-82)	UT Pan American	Jan. 21, 1971
101 (101-110)	Texas Wesleyan	Dec. 13, 1967
64. 100 (100-97, 2OT)	at UTSA	Jan. 17, 2009
100 (100-85)	McNeese State	Feb. 18, 1995
100 (100-97, 2OT)	TAMU-Commerce	Dec. 11, 1993
100 (100-78)	at Sam Houston State	Feb. 20, 1993
100 (100-90)	North Texas	Feb. 15, 1992
100 (100-79)	US International	Feb. 5, 1987
100 (100-87)	McNeese State	Mar. 3, 1981
100 (100-74)	Hardin-Simmons	Jan. 12, 1981
100 (100-85)	McNeese State	Feb. 3, 1979
100 (100-89)	at Angelo State	Jan. 1, 1970
100 (100-92)	West Texas A&M	Mar. 1, 1968

### In A Loss

111 (111-120)	Lamar	Feb. 6, 1968
---------------	-------	--------------

## POINTS IN AN OVERTIME GAME

Total (Score)	Opponent	Date
1. 138 (138-135, 3OT)	Lamar	Feb. 14, 1967
2. 124 (124-123, 3OT)	at Sam Houston State	Dec. 28, 1998
3. 118 (118-117, 4OT)	Hardin-Simmons	Dec. 11, 1971
4. 113 (113-109, OT)	at Texas Wesleyan	Jan. 30, 1968
5. 102 (102-104, 2OT)	Texas Southern	Jan. 13, 1983
6. 101 (101-105, OT)	North Texas	Jan. 12, 1977
7. 100 (100-97, 2OT)	at UTSA	Jan. 17, 2009
100 (100-97, 2OT)	Texas A&M Commerce	Dec. 11, 1993

## POINTS AT HOME

Total (Score)	Opponent	Date
1. 154 (154-85)	Huston-Tillotson	Nov. 29, 1990
2. 149 (149-86)	University of Dallas	Dec. 8, 1990
3. 138 (138-135, 3OT)	Lamar	Feb. 14, 1967
4. 130 (130-64)	Huston-Tillotson	Nov. 28, 1991
5. 126 (126-73)	Texas Wesleyan	Dec. 7, 1981
6. 121 (121-61)	Schreiner	Dec. 3, 1992
7. 118 (118-117, 4OT)	Hardin-Simmons	Dec. 11, 1971
8. 117 (117-53)	Howard Payne	Dec. 22, 2020
117 (117-115)	Nicholls	Dec. 3, 1990
10. 116 (116-87)	St. Edward's	Nov. 26, 1977
11. 115 (115-100)	Texas Wesleyan	Jan. 2, 1965

### In Conference Play

117 (117-115)	Nicholls	Dec. 3, 1990
---------------	----------	--------------

### vs. Non-Conference Opponent

154 (154-85)	Huston-Tillotson	Nov. 29, 1990
--------------	------------------	---------------

## POINTS ON THE ROAD

Total (Score)	Opponent	Date
1. 124 (124-123, 3OT)	at Sam Houston State	Dec. 28, 1998
2. 118 (118-84)	at Texas State	Feb. 9, 1991
3. 113 (113-104)	at Georgia State	Dec. 15, 1990
113 (113-109, OT)	at Texas Wesleyan	Jan. 30, 1968
5. 110 (110-103)	at Texas State	Feb. 3, 2007
110 (110-116)	at Sam Houston State	Dec. 11, 1967
7. 108 (108-84)	at Nicholls	Jan. 2, 1991
8. 106 (106-116)	at Drake	Dec. 22, 1979
9. 103 (103-72)	at SE Louisiana	Jan. 4, 1991
103 (103-115)	at Louisiana	Feb. 19, 1979
103 (103-70)	at Tarleton State	Feb. 1, 1966

## POINTS AT A NEUTRAL SITE

Total (Score)	Opponent	Date
1. 113 (113-81)	vs. San Francisco	Nov. 29, 1991
2. 104 (104-100)	vs. Texas Wesleyan	Dec. 28, 1964

## LARGEST COMBINED SCORE

Total (Score)	Opponent	Date
1. 273 (138-135, 3OT)	Lamar	Feb. 14, 1967
2. 247 (124-123, 3OT)	at Sam Houston State	Dec. 28, 1998
3. 239 (154-85)	Huston-Tillotson	Nov. 29, 1990
4. 235 (149-86)	University of Dallas	Dec. 8, 1990
235 (118-117, 4OT)	Hardin-Simmons	Dec. 11, 1971
6. 232 (117-115)	Nicholls	Dec. 3, 1990
7. 231 (111-120)	Lamar	Feb. 6, 1968
8. 226 (110-116)	at Sam Houston State	Dec. 11, 1967
9. 224 (101-123)	at Northwestern State	Feb. 19, 1994
224 (115-109)	North Texas	Feb. 25, 1991
224 (108-116)	Angelo State	Dec. 21, 1967

## POINTS IN A HALF

Total (Half)	Opponent	Date
1. 90 (2nd)	Huston-Tillotson	Nov. 29, 1990
2. 78 (1st)	University of Dallas	Dec. 8, 1990
3. 72 (2nd)	at Texas State	Feb. 9, 1991
4. 71 (2nd)	University of Dallas	Dec. 8, 1990
5. 70 (2nd)	at SE Louisiana	Jan. 4, 1991
6. 69 (2nd)	Nicholls	Jan. 24, 1998
69 (2nd)	at Georgia State	Dec. 15, 1990
69 (1st)	Austin College	Dec. 13, 1966
9. 68 (2nd)	Louisiana	Jan. 23, 2017
68 (2nd)	at Nicholls	Jan. 2, 1991
11. 67 (1st)	Howard Payne	Dec. 22, 2020
67 (2nd)	Texas Wesleyan	Dec. 7, 1981



## SINGLE-GAME TEAM PROGRAM RECORDS

### FIELD GOALS MADE

Total	Opponent	Date
1. 60	Huston-Tillotson	Nov. 29, 1990
2. 57	Lamar	Feb. 14, 1967
3. 53	University of Dallas	Dec. 8, 1990
53	Texas Wesleyan	Dec. 7, 1981
5. 50	Huston-Tillotson	Nov. 26, 1991
6. 47	St. Edward's	Nov. 26, 1977
47	at Texas Wesleyan	Jan. 30, 1968
8. 46	Howard Payne	Dec. 22, 2020
9. 45	Schreiner	Dec. 3, 1992
45	Abilene Christian	Jan. 31, 1970
11. 44	Nicholls	Dec. 3, 1990
44	Tarleton State	Nov. 29, 1986
44	North Texas	Jan. 12, 1977
44	UT Pan American	Jan. 21, 1971
44	Texas Wesleyan	Dec. 17, 1968

### FIELD GOALS ATTEMPTED

Total	Opponent	Date
1. 122	Huston-Tillotson	Nov. 29, 1990
2. 105	at New Mexico	Nov. 23, 1990
3. 102	University of Dallas	Dec. 8, 1990
102	Nicholls	Dec. 3, 1990
5. 101	Hardin-Simmons	Dec. 11, 1971
6. 100	South Dakota State	Dec. 6, 1971
7. 98	North Texas	Jan. 12, 1977
8. 97	Lamar	Feb. 14, 1967
9. 95	Texas Wesleyan	Dec. 4, 1965
10. 94	at Denver	Jan. 8, 1975
94	Texas Wesleyan	Dec. 3, 1964

### FIELD GOAL PERCENTAGE (Min. 30 Made)

Pct. (FG-A)	Opponent	Date
1. .723 (34-47)	UT Tyler	Dec. 22, 2004
2. .680 (53-78)	Texas Wesleyan	Dec. 7, 1981
3. .667 (34-51)	Central Arkansas	Feb. 7, 2011
.667 (32-48)	vs. Valparaiso	Jan. 10, 1981
5. .660 (40-62)	at Texas Wesleyan	Jan. 2, 1965
6. .653 (32-49)	at ULM	Feb. 1, 2003
<b>7. .642 (43-67)</b>	<b>MARY HARDIN-BAYLOR</b>	<b>NOV. 13, 2021</b>
.642 (34-53)	vs. Georgia State	Dec. 22, 1984
9. .639 (39-61)	vs. Schreiner	Nov. 26, 2007
10. .635 (33-52)	at UTSA	Feb. 19, 1996
11. .630 (42-67)	Oklahoma State	Jan. 14, 1984
.630 (36-57)	Oral Roberts	Jan. 23, 1982

### 3-POINTERS MADE

Total	Opponent	Date
1. 17	Bradley	Dec. 8, 2015
2. 16	Howard Payne	Dec. 22, 2020
16	Texas State	Jan. 12, 1991
4. 15	UT Dallas	Nov. 5, 2019
15	at South Alabama	Feb. 28, 2019
15	at Arkansas State	Jan. 13, 2018
15	Coastal Carolina	Dec. 31, 2016
15	at Northwestern State	Jan. 6, 2000
15	at TCU	Dec. 19, 1999
15	UTSA	Jan. 2, 1992
15	at Northwestern State	Feb. 14, 1991
15	Huston-Tillotson	Nov. 29, 1990
13. 14	at Texas State	Feb. 13, 2021
14	Georgia Southern	Jan. 2, 2016
14	UT Tyler	Nov. 16, 2010
14	McNeese State	Jan. 27, 2000
14	at Nicholls	Jan. 15, 2000
14	vs. San Francisco	Nov. 29, 1991
14	at SE Louisiana	Jan. 4, 1991

### 3-POINTERS ATTEMPTED

Total	Opponent	Date
1. 42	Howard Payne	Dec. 22, 2020
42	at South Alabama	Jan. 16, 2016
3. 40	at Northwestern State	Feb. 1, 1992
4. 39	McNeese State	Jan. 27, 2000
39	at ULM	Jan. 8, 2000
39	Nicholls	Dec. 3, 1990
7. 38	Dallas Christian	Dec. 17, 2020
38	Little Rock	Jan. 23, 2016
38	Coastal Carolina	Dec. 31, 2016
38	at Texas Southern	Dec. 20, 2006
11. 37	UT Dallas	Nov. 5, 2019
37	at North Texas	Nov. 30, 2010
13. 36	at Nevada	Nov. 12, 2019
36	Rice	Nov. 29, 2017
36	McNeese State	Feb. 21, 1991
36	Huston-Tillotson	Nov. 29, 1990

### 3-POINT PERCENTAGE (Min. 10 Made)

Pct. (FG-A)	Opponent	Date
1. .706 (12-17)	McNeese State	Feb. 18, 1995
2. .700 (14-20)	at SE Louisiana	Jan. 4, 1991
3. .625 (10-16)	Appalachian State	Feb. 1, 2018
4. .619 (13-21)	Houston Baptist	Nov. 22, 2014
5. .577 (15-26)	at South Alabama	Feb. 28, 2019
6. .556 (15-27)	at Arkansas State	Jan. 13, 2018
7. .545 (12-22)	at Troy	Mar. 2, 2019
.545 (12-22)	at Georgia Southern	Feb. 20, 2017

### FREE THROWS MADE

Total	Opponent	Date
1. 42	Schreiner	Dec. 3, 1992
2. 41	Sam Houston State	Dec. 9, 1968
3. 38	San Diego	Dec. 4, 2004
4. 36	McNeese State	Feb. 3, 1979
36	Missouri-Rolla	Dec. 18, 1968
6. 35	Texas Lutheran	Nov. 12, 2010
35	at Texas State	Feb. 3, 2007
35	at Georgia State	Dec. 15, 1990
35	West Texas A&M	Jan. 2, 1969
35	at Texas Wesleyan	Jan. 2, 1965

### FREE THROW ATTEMPTS

Total	Opponent	Date
1. 60	Sam Houston State	Dec. 9, 1968
2. 54	McNeese State	Feb. 23, 1981
3. 52	North Texas	Feb. 25, 1991
4. 49	Hardin-Simmons	Dec. 11, 1971
5. 48	North Texas	Jan. 12, 1980
48	Missouri-Rolla	Dec. 18, 1968
7. 47	San Diego	Dec. 4, 2004
8. 46	Texas Lutheran	Nov. 12, 2010
46	at Texas State	Jan. 30, 2010
46	at Arkansas	Nov. 22, 1999
46	UTSA	Dec. 4, 1989
46	West Texas A&M	Jan. 2, 1969

### FREE THROW PERCENTAGE (Min. 20 Made)

Pct. (FT-A)	Opponent	Date
1. .964 (27-28)	at Houston	Feb. 22, 1968
2. .952 (20-21)	at Northwestern State	Mar. 8, 2005
3. .917 (33-36)	at Louisiana	Feb. 19, 1979
4. .875 (21-24)	at South Alabama	Jan. 16, 2016
5. .872 (34-39)	Little Rock	Jan. 19, 2019
6. .862 (25-29)	Texas State	Mar. 1, 2016
7. .857 (24-28)	Louisiana	Jan. 15, 2021
.857 (24-28)	UC Davis	Nov. 18, 2018
9. .852 (23-27)	Dallas Christian	Dec. 17, 2020

### REBOUNDS

Total	Opponent	Date
1. 80	Huston-Tillotson	Nov. 29, 1990
2. 72	Hardin-Simmons	Dec. 11, 1971
3. 67	at West Texas A&M	Feb. 2, 1970
67	Lamar	Feb. 14, 1967
67	at Trinity	Feb. 23, 1965
6. 66	Nicholls	Dec. 3, 1990
7. 65	Jarvis Christian	Dec. 2, 1996
8. 64	Schreiner	Dec. 3, 1992
64	US International	Feb. 5, 1987
64	vs. Austin College	Dec. 30, 1964

### REBOUND MARGIN

Margin	Opponent	Date
1. +36 (64-28)	Schreiner	Dec. 3, 1992
+36 (80-44)	Huston-Tillotson	Nov. 29, 1990
3. +35 (59-24)	Sul Ross State	Dec. 21, 2015
+35 (59-24)	Northwestern State	Feb. 27, 1992
5. +34 (65-31)	Jarvis Christian	Dec. 2, 1996
6. +32 (54-22)	at Nicholls	Dec. 22, 2001
7. +30 (61-31)	Howard Payne	Dec. 22, 2020
+30 (53-23)	Hardin-Simmons	Dec. 11, 2020
9. +29 (55-26)	Dallas Christian	Dec. 17, 2020
10. +27 (51-24)	vs. Texas Southern	Nov. 14, 2007
12. +26 (48-22)	at ULM	Jan. 18, 2020
+26 (44-18)	Nicholls	Feb. 15, 2003
13. +25 (52-27)	ULM	Jan. 19, 1991

# SINGLE-GAME TEAM PROGRAM RECORDS

## PERSONAL FOULS

Total	Opponent	Date
1. 42	Hardin-Simmons	Dec. 11, 1971
2. 40	at Arkansas State	Jan. 26, 1980
3. 39	at North Texas	Feb. 10, 1983
4. 37	McNeese State	Feb. 23, 1981
5. 36	North Texas	Nov. 18, 2009
36	at Sam Houston State	Dec. 28, 1998
7. 35	at Arkansas	Nov. 23, 2018
35	Arkansas State	Feb. 27, 2016
35	at Sam Houston State	Feb. 22, 2007
35	at Louisiana Tech	Jan. 27, 1979
35	at Denver	Jan. 10, 1976
35	at US International	Feb. 21, 1967

## ASSISTS

Total	Opponent	Date
1. 34	Georgia State	Dec. 7, 1991
2. 33	Huston-Tillotson	Nov. 26, 1991
3. 32	Lamar	Feb. 18, 1980
4. 31	Howard Payne	Dec. 22, 2020
31	Texas Wesleyan	Dec. 7, 1981
6. 30	at Sam Houston State	Feb. 20, 1993
30	Nicholls	Feb. 11, 1993
30	Lamar	Feb. 24, 1979
9. 29	at Northwestern State	Feb. 14, 1991
29	vs. Northwestern State	Mar. 8, 1988
29	North Texas	Feb. 7, 1987
29	Denver	Dec. 12, 1977

## TURNOVERS

Total	Opponent	Date
1. 38	at New Mexico State	Nov. 28, 1975
2. 36	at Houston Baptist	Jan. 9, 1978
36	at Lamar	Feb. 24, 1977
4. 34	UC San Diego	Jan. 4, 1978
34	at Pepperdine	Dec. 9, 1977
6. 33	at Nebraska	Dec. 21, 1992
33	at Lamar	Feb. 10, 1979
8. 32	at Nicholls	Jan. 6, 1994
32	at Hardin-Simmons	Feb. 2, 1974

## BLOCKS

Total	Opponent	Date
1. 12	Louisiana	Jan. 15, 2021
2. 10	Howard Payne	Dec. 20, 2014
10	Hardin-Simmons	Dec. 29, 2001
10	St. Edward's	Jan. 26, 1987

## STEALS

Total	Opponent	Date
1. 22	University of Dallas	Dec. 8, 1990
2. 21	Huston-Tillotson	Nov. 26, 1991
3. 19	St. Edward's	Dec. 4, 1978
19	Houston Baptist	Dec. 13, 2012
5. 18	Howard Payne	Nov. 13, 2013
18	at UTSA	Feb. 6, 1986
7. 17	Sul Ross State	Dec. 21, 2015
17	Houston Baptist	Jan. 25, 2010
17	SE Louisiana	Jan. 3, 1987
17	at Arkansas State	Jan. 26, 1981
17	Westmont	Dec. 1, 1980

## LARGEST MARGIN OF VICTORY

Total	Opponent	Date
1. 69 (154-85)	Huston-Tillotson	Nov. 29, 1990
2. 66 (130-64)	Huston-Tillotson	Nov. 28, 1991
3. 64 (117-53)	Howard Payne	Dec. 22, 2020
4. 63 (149-86)	University of Dallas	Dec. 8, 1990
5. 61 (109-48)	Dallas Christian	Dec. 17, 2020
6. 60 (121-61)	Schreiner	Dec. 3, 1992
7. 58 (103-45)	Hardin-Simmons	Dec. 29, 2001
8. 56 (101-45)	Austin College	Dec. 3, 1991
9. 53 (126-73)	Texas Wesleyan	Dec. 7, 1981

## FEWEST POINTS ALLOWED

Total	Opponent	Date
1. 36 (31-36)	at SMU	Dec. 16, 1989
2. 40 (66-40)	Sam Houston State	Jan. 11, 2012
40 (73-40)	Grambling	Nov. 25, 2015
40 (98-40)	Sul Ross	Dec. 21, 2015
5. 41 (42-41)	SE Louisiana	Nov. 30, 1983
6. 42 (43-42)	vs. Oklahoma Baptist	Dec. 29, 1961
7. 44 (51-44)	at UT Pan American	Dec. 19, 1996
8. 45 (88-45)	Texas Lutheran	Nov. 12, 2010
45 (103-45)	Hardin-Simmons	Dec. 29, 2001
45 (101-45)	Austin College	Dec. 3, 1991

## PLAYERS IN DOUBLE-FIGURE POINTS

Total	Opponent	Date
1. 8	Howard Payne	Dec. 22, 2020
8	Texas Wesleyan	Dec. 7, 1981
3. 7	Austin College	Jan. 30, 2007
7	at Sam Houston State	Dec. 28, 1998
7	Wayland Baptist	Dec. 1, 1971

6. 6, 26x

LAST TIME: MARY HARDIN-BAYLOR

NOV. 13, 2021

## PLAYERS WITH DOUBLE-FIGURE REBOUNDS

Total	Opponent	Date
1. 4	Huston-Tillotson	Nov. 29, 1990
4	at West Texas A&M	Feb. 2, 1970
3. 3	Arkansas State	Jan. 21, 2016
3	at Texas Wesleyan	Dec. 11, 1980
3	Adams State	Dec. 19, 1974
3	Lamar	Feb. 26, 1972
3	Arkansas State	March 2, 1970
3	Lamar	Feb. 14, 1967
3	at Trinity	Feb. 23, 1965
3	Texas Wesleyan	Dec. 3, 1964

11. 2, 81x

LAST: AT ORAL ROBERTS

DEC. 16, 2021

## PLAYERS WITH 20+ POINTS

Total	Opponent	Date
1. 5	Huston-Tillotson	Nov. 29, 1990
2. 4	North Texas	Feb. 25, 1991
4	University of Dallas	Dec. 8, 1990
4. 3	at Sam Houston State	Jan. 28, 1998
3	at Sam Houston State	Feb. 20, 1993
3	North Texas	Feb. 15, 1992
3	at Sam Houston State	Jan. 9, 1992
3	Nicholls	Dec. 3, 1990
3	SE Louisiana	Dec. 1, 1990
3	at ULM	Mar. 4, 1989
3	Oklahoma State	Jan. 14, 1984
3	vs. Northeastern	Jan. 9, 1981
3	at Centenary	Jan. 5, 1981
3	McNeese State	Jan. 28, 1980
3	Texas A&M Kingsville	Feb. 7, 1976
3	Lamar	Feb. 14, 1967

# SINGLE-GAME TEAM PROGRAM RECORDS

## FEWEST POINTS

Total (Score)	Opponent	Date
1. 31 (31-36)	at SMU	Dec. 16, 1989
2. 35 (35-50)	Denver	Dec. 31, 2012
<b>3. 36 (36-64)</b>	<b>AT NORTH TEXAS</b>	<b>NOV. 18, 2021</b>
4. 41 (41-57)	at SE Louisiana	Jan. 8, 2005
5. 42 (42-41)	SE Louisiana	Nov. 30, 1983
6. 43 (43-51)	ULM	Feb. 27, 1997
43 (43-64)	East Texas Baptist	Dec. 6, 1962
43 (43-42)	vs. Oklahoma Baptist	Dec. 29, 1961
9. 44 (44-92)	at Kentucky	Nov. 25, 2014
44 (44-71)	at Stephen F. Austin	Jan. 24, 2004
44 (44-61)	Seattle	Jan. 17, 2013
44 (44-69)	at Oklahoma State	Dec. 19, 2013
<b>13. 45 (45-88)</b>	<b>AT OKLAHOMA STATE</b>	<b>NOV. 9, 2021</b>
45 (45-65)	at Missouri	Dec. 4, 2018
45 (45-76)	at Texas	Nov. 7, 2002
45 (45-66)	at Texas State	Jan. 9, 1998

### In a Win

42 (42-41) SE Louisiana Nov. 30, 1983

### In Conference Play

35 (35-50) Denver (Western Athletic Conference) Dec. 31, 2012

### vs. Non-Conference Opponent

31 (31-36) at SMU Dec. 16, 1989

## FEWEST POINTS AT HOME

Total (Score)	Opponent	Date
1. 35 (35-50)	Denver	Dec. 31, 2012
2. 42 (42-41)	SE Louisiana	Nov. 30, 1983
3. 43 (43-51)	ULM	Feb. 27, 1997
43 (43-64)	East Texas Baptist	Dec. 6, 1962
5. 44 (44-61)	Seattle	Jan. 17, 2013
6. 46 (46-64)	Boise State	Jan. 2, 2013
46 (46-64)	Oklahoma Baptist	Dec. 5, 1961
8. 47 (47-55)	UT Pan American	Dec. 21, 1959
9. 48 (48-52)	ULM	Feb. 29, 1992
48 (48-49)	McNeese State	Feb. 12, 1983

## FEWEST POINTS ON THE ROAD

Total (Score)	Opponent	Date
1. 31 (31-36)	SMU	Dec. 16, 1989
<b>2. 36 (36-64)</b>	<b>NORTH TEXAS</b>	<b>NOV. 18, 2021</b>
3. 41 (41-57)	SE Louisiana	Jan. 8, 2005
4. 44 (44-69)	Oklahoma State	Dec. 19, 2012
44 (44-71)	Stephen F. Austin	Jan. 24, 2004
<b>6. 45 (45-88)</b>	<b>AT OKLAHOMA STATE</b>	<b>NOV. 9, 2021</b>
45 (45-65)	Missouri	Dec. 4, 2018
45 (45-76)	Texas	Nov. 7, 2002
45 (45-66)	Texas State	Jan. 9, 1998
10. 47 (47-67)	#14 Oregon	Nov. 17, 2019
11. 48 (48-66)	Nicholls	Jan. 8, 2011
12. 49 (49-76)	SE Missouri State	Jan. 7, 1985
49 (49-81)	Memphis	Dec. 4, 1968
<b>14. 50 (50-70)</b>	<b>AT OKLAHOMA</b>	<b>DEC. 19, 2021</b>
50 (50-57)	Appalachian State	Feb. 6, 2020
50 (50-47)	Texas State	Feb. 27, 2003
50 (50-106)	Creighton	Nov. 17, 2002
50 (50-70)	Hardin-Simmons	Jan. 9, 1975
50 (50-65)	ULM	Mar. 6, 1990
50 (50-64)	Sam Houston State	Dec. 11, 1959

## FEWEST POINTS AT A NEUTRAL SITE

Total (Score)	Opponent	Date
1. 43 (43-42)	Oklahoma Baptist	Dec. 29, 1961
2. 49 (49-61)	UNC Greensboro	Nov. 15, 2005
49 (49-68)	Trinity	Dec. 29, 1960
4. 50 (50-81)	McNeese State	March 5, 1997

## SMALLEST COMBINED SCORE

Total (Score)	Opponent	Date
1. 67 (31-36)	at SMU	Dec. 16, 1989
2. 83 (42-41)	SE Louisiana	Nov. 30, 1983
3. 85 (35-50)	Denver	Dec. 31, 2012
85 (43-42)	vs. Oklahoma Baptist	Dec. 29, 1961
5. 94 (43-51)	ULM	Feb. 27, 1997
6. 95 (51-44)	UT Pan American	Dec. 19, 1996
7. 97 (48-49)	McNeese State	Feb. 12, 1983
97 (50-47)	at Texas State	Feb. 27, 2003
9. 98 (51-47)	vs. Alabama State	Dec. 22, 1995
98 (41-57)	at SE Louisiana	Jan. 8, 2005
98 (52-46)	at McNeese State	Feb. 10, 2007
<b>12. 100 (36-64)</b>	<b>AT NORTH TEXAS</b>	<b>NOV. 18, 2021</b>
100 (48-52)	ULM	Feb. 29, 1992
14. 102 (47-55)	UT Pan American	Dec. 21, 1959
<b>15. 103 (56-47)</b>	<b>LAMAR</b>	<b>DEC. 11, 2021</b>

## FEWEST POINTS IN A HALF

Total (Half)	Opponent	Date
1. 8 (2nd)	at SMU	Dec. 16, 1989
<b>2. 12 (1st)</b>	<b>AT NORTH TEXAS</b>	<b>NOV. 18, 2021</b>
12 (1st)	at Kentucky	Nov. 25, 2014
<b>4. 14 (1ST)</b>	<b>AT OKLAHOMA STATE</b>	<b>NOV. 9, 2021</b>
14 (1st)	Little Rock	Jan. 23, 2016
6. 15 (1st)	at Toledo	Dec. 29, 1989
7. 17 (1st)	Denver	Dec. 31, 2012
17 (1st)	at Oklahoma State	Dec. 17, 2012
17 (1st)	at Nicholls	Jan. 8, 2011
17 (1st)	at Stephen F. Austin	Jan. 27, 2007
17 (1st)	at New Mexico	Dec. 29, 2005
17 (1st)	vs. UNC Greensboro	Nov. 15, 2005
17 (1st)	at ULM	Jan. 23, 1997
17 (1st)	at Texas A&M Commerce	Dec. 10, 1962
<b>15. 18 (1ST)</b>	<b>AT OKLAHOMA</b>	<b>DEC. 11, 2021</b>
18 (1st)	Boise State	Jan. 2, 2013
18 (2nd)	Denver	Dec. 31, 2012
18 (1st)	New Mexico	Jan. 3, 2005
18 (1st)	at SE Louisiana	Nov. 30, 1983

## FEWEST FIELD GOALS MADE

Total	Opponent	Date
<b>1. 12</b>	<b>AT NORTH TEXAS</b>	<b>NOV. 18, 2021</b>
12	at SMU	Dec. 16, 1989
3. 13	at SE Louisiana	Jan. 8, 2005
13	at Stephen F. Austin	Jan. 24, 2004
13	Denver	Dec. 31, 2012
6. 14	vs. UNC Greensboro	Nov. 15, 2005
14	at Memphis	Dec. 4, 1968
8. 15	at #14 Oregon	Nov. 17, 2019
15	at Stephen F. Austin	Feb. 24, 2005
15	at TCU	Nov. 22, 2003
15	Arkansas State	Jan. 6, 1968

## FEWEST FIELD GOALS ATTEMPTED

Total	Opponent	Date
1. 29	at Nicholls	Jan. 8, 2011
2. 31	Arkansas State	Jan. 6, 1968
3. 33	Midwestern State	Dec. 20, 1967
4. 35	at Houston Baptist	Jan. 18, 1982

## LOWEST FIELD GOAL % (Min. 50 Attempts)

Pct. (FG-A)	Opponent	Date
1. .234 (15-64)	at #14 Oregon	Nov. 17, 2019
2. .235 (12-51)	at Texas State	Jan. 9, 1999
3. .255 (14-55)	vs. UNC Greensboro	Nov. 15, 2005
4. .257 (18-70)	Montana	Dec. 28, 1996
5. .258 (16-62)	Seattle	Jan. 17, 2013
6. .265 (18-68)	Louisiana	Jan. 16, 2021
7. .268 (19-71)	at Gonzaga	Dec. 18, 2018
8. .270 (17-63)	at Kentucky	Nov. 25, 2014
9. .274 (17-62)	Sam Houston State	Jan. 11, 1990
10. .279 (17-61)	vs. McNeese State	Mar. 5, 1997

## FEWEST FREE THROWS MADE

Total	Opponent	Date
1. 0	at Hardin-Simmons	Jan. 9, 1975
2. 1	at Oklahoma State	Dec. 19, 2012
1	at Centenary	Feb. 5, 1973
1	vs. Georgia Southern	Dec. 29, 1972
5. 2, 12x	Last vs. Harvard	Dec. 28, 1998

## FEWEST FREE THROW ATTEMPTS

Total	Opponent	Date
1. 1	at Hardin-Simmons	Jan. 9, 1975
2. 2	McNeese State	Feb. 28, 1977
2	at Centenary	Feb. 5, 1973
4. 4, 9x	Last at Stony Brook	Dec. 23, 2000

## LOWEST FREE THROW % (Min. 10 Attempts)

Pct. (FT-A)	Opponent	Date
1. .182 (2-11)	vs. Alabama State	Dec. 22, 1995
2. .285 (4-14)	at Lamar	Mar. 5, 1985
<b>3. .300 (3-10)</b>	<b>AT OKLAHOMA STATE</b>	<b>NOV. 9, 2021</b>
4. .357 (5-14)	ULM	Jan. 16, 1999
.357 (5-14)	at Louisiana Tech	Feb. 9, 1981
6. .360 (9-25)	Northwestern State	Feb. 15, 1990
7. .364 (4-11)	at Missouri	Dec. 4, 2018

## FEWEST REBOUNDS

No.	Opponent	Date
1. 21	at Texas	Jan. 3, 2004
21	Sam Houston State	Mar. 2, 2000
21	vs. Valparaiso	Jan. 10, 1981
4. 22	at Nicholls	Jan. 8, 2011
22	at Stephen F. Austin	Jan. 27, 2007
22	at ULM	Feb. 5, 2004
22	at Samford	Nov. 27, 1999
22	Louisiana Tech	Feb. 26, 1981
9. 23, 4x	Last vs. Miami	Nov. 13, 2005



## ALL-TIME PROGRAM OVERTIME GAMES

Date	Opponent	W/L	Score	Date	Opponent	W/L	Score	Date	Opponent	W/L	Score
02-04-64	Arkansas State	L	76-82	11-29-85	Tarleton State	W	81-79	01-17-09	at UTSA	W	** 100-97
02-16-65	Arkansas State	L	** 99-100	01-03-86	at Florida Southern	L	79-81	11-18-09	North Texas	L	** 99-101
01-04-66	at Austin College	W	70-63	01-21-86	at Hardin-Simmons	L	75-79	01-05-10	Utah Valley	W	90-85
01-08-66	Lamar	L	** 91-93	02-21-87	at U.S. International	L	89-94	02-03-10	Texas A&M-Corpus Christi	W	71-66
02-14-67	Lamar	W	*** 138-135	01-18-88	UTSA	L	72-79	02-16-11	Stephen F. Austin	W	66-65
01-20-68	at Texas Tech	L	83-93	01-30-88	at Texas State	L	73-75	02-19-11	at Southeastern Louisiana	W	68-66
01-30-68	at Texas Wesleyan	W	113-109	02-23-88	Hardin-Simmons	L	87-88	02-26-11	at Northwestern State	L	71-78
02-02-70	West Texas A&M	W	88-84	12-30-89	vs. UNC Wilmington	L	64-66	12-17-11	at Tulsa	L	75-80
12-11-71	Hardin-Simmons	W	**** 118-117	12-11-92	vs. Gonzaga	W	** 95-87	02-21-13	CSU Bakersfield	W	79-75
01-10-72	at Butler	W	87-82	12-11-93	TAMU-Commerce	W	** 100-97	01-09-14	ULM	W	83-79
02-26-72	Lamar	W	96-92	12-29-93	at Chaminade	L	91-92	02-01-14	at Georgia State	L	91-101
12-23-72	Hardin-Simmons	W	81-76	11-29-95	Grambling State	L	82-86	03-06-14	at Troy	W	** 87-86
01-18-73	Centenary	W	74-72	01-15-97	Texas State	W	66-63	12-01-15	at Texas	L	73-80
02-15-73	West Texas A&M	W	** 87-85	01-30-97	McNeese State	W	69-67	01-16-16	at South Alabama	L	85-88
01-11-75	at E. New Mexico	L	69-70	02-13-97	Sam Houston State	L	75-78	02-18-16	Louisiana	W	84-83
01-10-76	at Denver	W	99-97	12-28-98	at Sam Houston State	W	*** 124-123	02-10-18	Texas State	W	70-68
01-12-77	North Texas	L	101-105	02-06-99	Stephen F. Austin	W	** 85-83	12-21-18	at Cal Poly	W	75-70
02-21-77	Louisiana Tech	W	92-90	11-22-99	at Arkansas	L	95-102	2-2-19	at rv Texas State	W	** 84-77
12-09-77	at Pepperdine	L	88-89	03-08-00	Northwestern State#	L	83-88	2-23-19	ULM	W	** 91-86
02-04-78	Louisiana Tech	L	** 77-79	01-27-01	Sam Houston State	W	94-86	2-28-20	Texas State	L	*** 85-87
01-12-80	North Texas	W	** 99-97	02-10-01	UTSA	W	86-77	1-29-21	at Arkansas State	L	75-83
01-28-80	McNeese State	L	** 97-98	03-07-01	at Sam Houston State#	L	** 98-103	11-16-21	Abilene Christian	L	71-80
02-11-80	at Louisiana	L	79-86	12-20-01	at SE Louisiana	W	69-60	12-30-21	South Alabama	W	89-87
02-13-80	at McNeese State	W	71-69	01-02-02	Oral Roberts	W	83-77	1-8-22	at Georgia Southern	L	73-74
12-18-80	Centenary	W	81-78	03-07-03	ULM	W	** 85-84				
01-31-81	Lamar	L	84-89	01-22-05	ULM	W	80-76				
02-20-82	at Arkansas State	W	60-58	12-17-05	at San Diego	W	94-91				
01-13-83	Texas Southern	L	** 102-104	03-07-06	at Sam Houston State#	L	** 84-86				
02-10-83	at North Texas	L	98-105	11-18-06	at TCU	L	** 89-97				
12-05-83	Missouri State	W	63-58	01-11-07	at Nicholls	L	81-83				
02-02-84	ULM	L	71-74	12-17-07	at TCU	L	74-77				
02-09-85	ULM	W	75-74	01-10-08	at Central Arkansas	L	68-70				

\* Indicates How Many Overtimes If More Than One  
# Southland Conference Tournament

**ALL-TIME OVERTIME RECORDS:**  
**TOTAL: 88 Games (46-42)**  
**1 OT: 65 Games (33-32)**  
**2 OT: 19 Games (10-9)**  
**3 OT: 3 Games (2-1)**  
**4 OT: 1 Games (1-0)**

## PROGRAM MILESTONE VICTORIES

### Win 1 – UT Arlington 70, East Central Okla. 57 – 11/24/59

In their first game at the NCAA level, the Mavericks got 27 points from Ed Russell to defeat the Tigers.

### Win 50 – UT Arlington 82, Bishop College 78 – 12/30/65

The Mavericks defeated Bishop College in the third-place game of the Cotton Bowl Classic.

### Win 100 – UT Arlington 95, South Dakota State 81 – 12/6/71

Mark Burden scored 21 points and pulled down a then-record 17 rebounds. The win propelled UT Arlington to its most-ever victories in the SLC.

### Win 150 – UT Arlington 81, Houston Baptist 69 – 12/7/77

The victory ended the longest losing streak in UT Arlington history at 21 games.

### Win 200 – UT Arlington 93, Louisiana 83 – 2/21/81

Arguably the best Maverick squad ever, UT Arlington defeats a tough Ragin' Cajun side that propels the team to its first appearance in the NIT.

### Win 250 – UT Arlington 74, San Francisco 65 – 12/21/85

UT Arlington defeats the Dons in the consolation game of the Albertsons Classic in Boise, Idaho.

### Win 300 – UT Arlington 108, at Nicholls 84 – 1/2/91

Leonard Wilson scores 31 points and UT Arlington all-time leading scorer Willie Brand adds 22. The victory starts an eight-game winning streak for the Mavericks.

### Win 350 – UT Arlington 70, North Texas 68 – 1/15/94

Trailing by three points at halftime, the Mavericks rally to defeat the Mean Green. The victory snaps a six-game losing streak.

### Win 400 – UT Arlington 87, at Air Force 78 – 12/19/98

The Mavericks scored 52 points in the second half to erase a halftime deficit in Colorado Springs, Colo.

### Win 450 – UT Arlington 81, Texas Wesleyan 65 – 11/30/02

The victory is UT Arlington's ninth straight versus the crosstown-rival Rams.

### Win 500 – UT Arlington 87, UT Tyler 72 – 12/22/05

Brady Dawkins registers 15 points and seven assists in the victory over the Patriots.

### Win 550 – UT Arlington 75, Utah Valley 64 - 1/3/2009

The Mavs end a five-game skid against Utah Valley behind 17 points from Ryan Toolson

### Win 600 – UT Arlington 91, Lamar 82 - 1/14/2012

UTA wins its seventh in a row, on the way to a 16-game winning streak and 15-1 SLC record.

### Win 650 – UT Arlington 87, Houston Baptist 69 - 12/22/2014

Jamel Outler drained seven 3-point field goals to help the Mavs move to 3-1 on the season with a homecoming victory.

### Win 700 – UT Arlington 89, South Alabama 83 - 1/16/2017

The Mavs used a 16-point second half run then held off the Jaguars in Mobile, Ala.

### Win 750 – UT Arlington 67, Georgia Southern 58 - 3/16/2019

UTA closed the Sun Belt Tournament semifinal matchup on a 10-0 run after Georgia Southern took a 58-57 lead with 5 minutes remaining in regulation and advanced to the Sun Belt Tournament Final for the second-straight year.

# ALL-TIME PROGRAM POSTSEASON HISTORY

## SOUTHLAND CONFERENCE

Year	Seed	Opponent	Rnd	W/L	Score	Site
1981	3	McNeese (6)	QF	L	74-79	Arlington, Texas
1982	3	Lamar (2)	SF	W	78-73	Lafayette, La.
		Louisiana (1)	F	L	75-81	Lafayette, La.
1983	7	Arkansas State (6)	QF	L	56-66	Beaumont, Texas
1984	7	ULM (2)	QF	L	86-108	Monroe, La.
1985	6	Lamar (3)	QF	L	70-98	Beaumont, Texas
1986	7	McNeese (23)	QF	L	71-85	Lake Charles, La.
1988	5	Northwestern State (3)	QF	W	74-69	Natchitoches, La.
		ULM (2)	SF	L	63-78	Denton, Texas
1989	6	ULM (3)	QF	L	75-81	Monroe, La.
1990	5	Sam Houston State (4)	QF	W	72-66	Monroe, La.
		ULM (1)	SF	L	50-65	Monroe, La.
1991	2	North Texas (3)	SF	W	97-91	Monroe, La.
		ULM (1)	F	L	60-87	Monroe, La.
1992	5	Nicholls (4)	QF	W	77-62	San Antonio, Texas
		UTSA (1)	SF	L	75-94	San Antonio, Texas
1993	4	Texas State (5)	QF	W	83-79	Monroe, La.
		ULM (1)	SF	L	82-106	Monroe, La.
1995	7	ULM (2)	QF	L	61-75	Monroe, La.
1997	6	McNeese (3)	QF	L	50-81	Shreveport, La.
1998	6	UTSA (3)	QF	W	56-52	Shreveport, La.
		Northwestern State (2)	SF	W	77-72	Shreveport, La.
		Nicholls (1)	F	L	81-84	Shreveport, La.
2000	4	Northwestern State (5)	QF	L	83-88 (OT)	Arlington, Texas
2001	5	Sam Houston State (4)	QF	L	98-103 (2OT)	Huntsville, Ala.
2003	3	McNeese (6)	QF	L	67-78	Arlington, Texas
2004	1	ULM (8)	QF	W	77-62	Arlington, Texas
		Stephen F. Austin (4)	SF	L	68-69	Arlington, Texas
2005	8	Northwestern State (1)	QF	L	67-71	Natchitoches, La.
2006	7	Sam Houston State (2)	QF	L	84-86 (2OT)	Huntsville, Ala.
2007	5	McNeese (4)	QF	L	76-77	Houston, Texas
2008	7	Lamar (2)	QF	W	81-75	Katy, Texas
		Sam Houston State (3)	SF	W	72-66	Katy, Texas
		Northwestern State (5)	F	W	82-79	Katy, Texas
2009	5	A&M-Corpus Christi (4)	QF	L	72-79	Katy, Texas
2010	7	Stephen F. Austin (2)	QF	L	54-77	Katy, Texas
2012	1	Nicholls (8)	QF	W	62-48	Katy, Texas
		McNeese (4)	SF	L	72-92	Katy, Texas

## WESTERN ATHLETIC CONFERENCE

Year	Seed	Opponent (Seed)	Rnd	W/L	Score	Site
2013	4	Utah State (5)	QF	W	83-78	Las Vegas, Nev.
		UTSA (9)	SF	W	69-53	Las Vegas, Nev.
		New Mexico State (3)	F	L	55-64	Las Vegas, Nev.

## SUN BELT CONFERENCE

Year	Seed	Opponent (Seed)	Rnd	W/L	Score	Site
2014	6	ULM (7)	1st	W	68-65	New Orleans, La.
		Louisiana (3)	QF	L	85-91	New Orleans, La.
2015	5	Texas State (8)	1st	L	62-68	New Orleans, La.
2016	3	Texas State (7)	QF	W	72-63	New Orleans, La.
		ULM (2)	SF	L	71-82	New Orleans, La.
2017	1	Coastal Carolina (8)	QF	W	74-51	New Orleans, La.
		Texas State (4)	SF	L	62-83	New Orleans, La.
2018	4	Appalachian State (5)	QF	W	84-68	New Orleans, La.
		Louisiana (1)	SF	W	71-68	New Orleans, La.
		Georgia State (2)	F	L	61-74	New Orleans, La.
2019	2	Georgia Southern (3)	SF	W	67-58	New Orleans, La.
		Georgia State (1)	F	L	64-73	New Orleans, La.
2020	7	Coastal Carolina (10)	1st	L	62-63	Arlington, Texas
2021	3W	Troy (6E)	1st	L	86-91	Pensacola, Fla.

## NCAA TOURNAMENT (NCAA)

Year	Seed	Opponent (Seed)	Rnd	W/L	Score	Site
2008	16	Memphis (1)	1st	L	63-87	Little Rock, Ark.

## NATIONAL INVITATION TOURNAMENT (NIT)

Year	Opponent	Rnd	W/L	Score	Site	
1981	South Alabama	1st	L	71-74	Mobile, Ala.	
2012	Washington	1st	L	72-82	Seattle, Wash.	
2017	6	BYU (3)	1st	W	105-89	Provo, Utah
		Akron (7)	2nd	W	85-69	Arlington, Texas
		Cal State Bakersfield (8)	QF	L	76-80	Arlington, Texas

## COLLEGEINSIDERS.COM INVITATIONAL TOURNAMENT (CIT)

Year	Opponent	Rnd	W/L	Score	Site
2013	Oral Roberts	1st	L	76-83	Arlington, Texas
2016	Savannah State	1st	W	75-59	Savannah, Ga.
	NJIT	QF	L	60-63	Newark, N.J.

## CONFERENCE TOURNAMENTS

By Round	W	L
First Round	1	3
Quarterfinals	12	17
Semifinals	7	8
Finals	1	6

By Site	W	L
Arlington	1	5
Beaumont	0	2
Denton	0	1
Houston	0	1
Huntsville	0	2
Katy	4	3
Lafayette, La.	1	1
Lake Charles, La.	0	1
Las Vegas, Nev.	2	1
Monroe, La.	3	6
Natchitoches, La.	1	1
New Orleans, La.	6	6
Pensacola, Fla.	0	1
San Antonio	1	1
Shreveport, La.	2	2

By Opponents	W	L
A&M-Corpus Christi	0	1
Appalachian State	1	0
Arkansas State	0	1
Coastal Carolina	1	1
Georgia Southern	1	0
Georgia State	0	2
Lamar	2	1
Louisiana	1	2
McNeese	0	6
New Mexico State	0	1
Nicholls	2	1
North Texas	1	0
Northwestern State	3	2
Sam Houston State	2	2
Stephen F. Austin	0	2
Texas State	2	2
Troy	0	1
ULM	2	8
UTSA	2	1
Utah State	1	0

By Coaches	W	L
Bob LeGrande	1	6
Jerry Stone	1	1
Mark Nixon	4	5
Eddie McCarter	3	9
Scott Cross	11	10
Chris Ogden	1	3

<b>TOTAL</b>	<b>21</b>	<b>34</b>
--------------	-----------	-----------



# 2022 MEN'S BASKETBALL CHAMPIONSHIP

Pensacola Bay Center | Pensacola, Fla. | Thursday, March 3 - Monday, March 7



All times central and subject to change

## SUN BELT REGULAR SEASON AND TOURNAMENT INFO

The 2021-22 Sun Belt Conference regular-schedule season features a divisional structure model, but the league will not utilize East/West divisions for conference standings this year – as was the case last year due to COVID when only East teams played East teams and West teams played West teams.

UTA will play 18 total Sun Belt games: 10 home and away against divisional opponents (Texas State, Louisiana, ULM, Little Rock, Arkansas State), and eight non-division contests. For the Mavericks, that results in them playing seven teams in the conference twice (those five “West” members, plus South Alabama and Troy), but will only face Georgia State, Georgia Southern, Coastal Carolina and App State once. Three of those four programs reached the Sun Belt Tournament semifinals last year, with App State winning the title. Teams will be seeded 1-12 for the conference tournament based off regular-season standings. The top-four teams earn 1st-round byes through to the quarterfinals on Saturday, Mar. 5.

After reaching the Sun Belt Final in 2018 and 2019, UTA has lost in the First Round each of the past two seasons. The only other time the Mavs have lost in the opening round of the Sun Belt Tournament was in 2015 to Texas State.

**Seeding in the Sun Belt Championship will be based on overall conference winning percentage. However, teams will be required to play a minimum of 80 percent of the average number of conference games played in order to use their overall conference winning percentage for seeding in the conference championship. Teams falling below the 80-percent threshold will be seeded at the bottom of the championship bracket with overall conference winning percentage, among the teams that fall below the threshold, being used to determine their seed for the tournament.**



# 2021-22 UTA MEN'S BASKETBALL



**KAODIRICHI AKOBUNDU-EHIOGU**  
6-9 | 202 | R-SO | F  
Lagos, Nigeria



**JAVON LEVI**  
5-11 | 163 | GR | G  
Killeen, Texas




**HAYDEN BRITTINGHAM**  
6-5 | 209 | FR | F  
Fort Worth, Texas



**CARSON BISCHOFF**  
6-4 | 210 | R-JR | G  
Ogden, Utah



**DAVID AZORE**  
6-4 | 211 | GR | G  
Houston, Texas



**BRANDYN TALBOT**  
6-5 | 176 | FR | G  
Newmarket, Ontario



**JACK HOIBERG**  
5-11 | 172 | GR | G  
Burr Ridge, Ill.



**LAZARO ROJAS**  
6-11 | 239 | GR | F  
Porto Seguro, Brazil



**ANTONIO ROMANELLI**  
6-0 | 174 | FR | G  
Sydney, Australia



**NICOLAS ELAME**  
6-3 | 192 | SO | G  
Paris, France



**PEDRO CASTRO**  
6-6 | 190 | GR | G  
Fort Worth, Texas



**SHEMAR WILSON**  
6-9 | 225 | FR | F  
Avondale, Ariz.



**PATRICK MWAMBA**  
6-7 | 201 | R-SO | F  
Bukavu, Congo



**MONTEZ YOUNG JR.**  
6-5 | 192 | FR | F  
Waxahachie, Texas



**NATHANIEL SPURGEON**  
6-0 | 165 | SR | G  
Azle, Texas




**GREG YOUNG**  
HEAD COACH (HC)  
1st Season | 13th With UTA




**ROYCE JOHNSON**  
ASSOCIATE HC



**DWIGHT THORNE II**  
ASSISTANT COACH



**MATTHEW MCGANN**  
VIDEO COORDINATOR



**MATT SEGURA**  
STRENGTH COACH



**SAMUEL TARVER**  
GRADUATE ASST.



**JASON MacBAIN**  
ASSOCIATE AD




**RILEY DAVIS**  
ASSISTANT HC



**PARKER EIDSON**  
OPERATIONS DIR.



**ROYAL MILTON III**  
ATHLETIC TRAINER



**JACOB MAHJOUB**  
GRADUATE ASST.



**JALEN JONES**  
GRADUATE ASST.



**RACHAEL MORGAN**  
ADMIN. ASSISTANT