



UT ARLINGTON



2021-22 LADY MAVERICKS BASKETBALL

2021-22 SCHEDULE

| 8-4 | 2-1 | 4-2 | 4-1 | 0-1 |
|-----------------------|---|------|------|-------------|
| OVERALL | SUN BELT | HOME | AWAY | NEUTRAL |
| NOVEMBER (4-2) | | | | |
| 11 | 7/8 BAYLOR ESPN+ | | | L, 54-81 |
| 13 | SAM HOUSTON ESPN+ | | | W, 72-54 |
| 17 | HOUSTON ESPN+ | | | W, 69-66 OT |
| 20 | AT North Texas | | | W, 75-74 OT |
| 27 | AT UNLV | | | W, 75-72 |
| 28 | VS Kansas City | | | L, 76-85 |
| DECEMBER (3-1) | | | | |
| 2 | 13/17 SOUTH FLORIDA ESPN+ | | | W, 61-56 |
| 4 | RICE ESPN+ | | | W, 73-65 |
| 17 | AT Oklahoma State | | | L, 46-61 |
| 21 | AT SMU | | | Canceled |
| 30 | AT Louisiana* ESPN+ | | | W, 62-60 |
| JANUARY (1-1) | | | | |
| 1 | AT ULM* ESPN+ | | | W, 72-56 |
| 6 | SOUTH ALABAMA* ESPN+ | | | Canceled |
| 8 | TROY* ESPN+ | | | L, 48-59 |
| 13 | AT Georgia State* ESPN+ | | | 5 PM |
| 15 | AT Georgia Southern* ESPN+ | | | 1 PM |
| 20 | TEXAS STATE* ESPN+ | | | 7 PM |
| 22 | AT Texas State* ESPN+ | | | 2 PM |
| 27 | AT Arkansas State* ESPN+ | | | 6 PM |
| 29 | AT Little Rock* ESPN+ | | | 2 PM |
| FEBRUARY (0-0) | | | | |
| 5 | APP STATE* ESPN+ | | | 2 PM |
| 10 | ULM* ESPN+ | | | 11:30 AM |
| 12 | LOUISIANA* ESPN+ | | | 2 PM |
| 19 | AT COASTAL CAROLINA* ESPN+ | | | 1 PM |
| 24 | LITTLE ROCK* ESPN+ | | | 7 PM |
| 26 | ARKANSAS STATE* ESPN+ | | | 2 PM |
| MARCH (0-0) | | | | |
| 2 | Sun Belt Tournament First Round ESPN+ | | | TBA |
| 4 | Sun Belt Tournament Quarterfinals ESPN+ | | | TBA |
| 6 | Sun Belt Tournament Semifinals ESPN+ | | | TBA |
| 7 | Sun Belt Tournament Final ESPN / ESPN2 | | | 1 PM |

WATCH ON ESPN+

Catch the UTA Lady Mavs all season on ESPN+! All home contests inside the College Park Center will be featured on ESPN+ as well as all away Sun Belt Conference games and the Sun Belt Tournament in March.



RECORD: 8-4 (2-1 SBC) | HEAD COACH: SHEREKA WRIGHT (2ND SEASON)



RECORD: 6-7 (0-1 SBC) | HEAD COACH: GENE HILL (4TH SEASON)

UT ARLINGTON
LADY MAVS

GEORGIA STATE
PANTHERS

PROJECTED STARTING 5



#21 TERRYN MILTON | GUARD

| YR. | PPG | RPG | APG | MISC. |
|-----|------|-----|-----|-----------------------------------|
| SR. | 11.8 | 4.3 | 3.7 | 2ND IN SBC IN FREE THROW % (.865) |



#20 CLAIRE CHASTAIN | GUARD

| YR. | PPG | RPG | FT % | MISC. |
|-----|-----|-----|------|-------------------------------------|
| SR. | 8.6 | 4.0 | .833 | 21-27 FROM FREE THROW LINE IN 4Q/OT |



#24 DE'SHA BENJAMIN | GUARD

| YR. | PPG | RPG | APG | MISC. |
|-----|-----|-----|-----|------------------------------|
| SR. | 9.2 | 3.3 | 1.2 | THIRD ON THE TEAM IN SCORING |



#41 KATIE FERRELL | GUARD

| YR. | PPG | RPG | APG | MISC. |
|-----|-----|-----|-----|--|
| SR. | 3.7 | 5.8 | 4.9 | LEADS SBC IN ASSIST/TURNOVER RATIO (2.6) |



#4 STARR JACOBS | FORWARD

| YR. | PPG | RPG | SPG | MISC. |
|-----|------|-----|-----|--------------------------|
| JR. | 19.2 | 5.4 | 2.3 | LEADS SBC IN FG % (.566) |

3-POINTERS

• The UT Arlington women's basketball team begins a long stretch on the road as they take on Georgia State on Thursday evening in Atlanta. The road contest begins a stretch of five of the Lady Mavs' next six games away from the College Park Center.

• It will be the 13th meeting between the Lady Mavs and the Panthers and the first meeting since the 2019-20 season. UTA has won two straight over Georgia State as well as four of the last five. The Lady Mavs lead the series 9-3 and are 4-2 on the road against the Panthers.

• UTA is 3-0 in games coming off a loss this season. The Lady Mavs are 7-2 overall in the Shereka Wright era after dropping a contest.

GENERAL INFORMATION

| | |
|-----------------------|----------------------------------|
| NAME | UNIVERSITY OF TEXAS AT ARLINGTON |
| CITY/ZIP | ARLINGTON, TEXAS 76019 |
| FOUNDED | 1895 (SENIOR COLLEGE 1959) |
| ENROLLMENT | 41,515 CAMPUS (60,000 GLOBAL) |
| NICKNAME | LADY MAVERICKS |
| SCHOOL COLORS | ROYAL BLUE, ORANGE AND WHITE |
| FACILITY (CAPACITY) | COLLEGE PARK CENTER (7,000) |
| AFFILIATIONS | NCAA DIVISION I |
| CONFERENCE | SUN BELT CONFERENCE |
| INTERIM PRESIDENT | TEIK C. LIM |
| DIRECTOR OF ATHLETICS | JIM BAKER |
| ASSOCIATE AD/SWA | DEBBIE GARCIA |

PROGRAM HISTORY

| | |
|--|------------------------------------|
| FIRST YEAR | 1972-73 |
| ALL-TIME RECORD | 711-699 |
| ALL-TIME SUN BELT REG. SEASON RECORD (SINCE 13-14) | 92-60 |
| ALL-TIME HOME RECORD | 370-215 |
| ALL-TIME HOME RECORD AT COLLEGE PARK CENTER | 84-53 |
| SUN BELT TOURNAMENT APPEARANCES (LAST) | 7 (2021) |
| SUN BELT TOURNAMENT CHAMPIONSHIPS | NA |
| NCAA TOURNAMENT APPEARANCES | 2 (2005, 2007) |
| NCAA TOURNAMENT RECORD | 0-2 (.000) |
| LAST NCAA TOURNAMENT GAME | 3/17/2007; UTA 50 VS. TEXAS A&M 58 |
| POSTSEASON WNIT APPEARANCES | 4 (1999, 2009, 2017, 2019) |
| POSTSEASON WNIT RECORD | 1-4 (.250) |
| LAST WNIT GAME | 3/23/2019; UTA 54 AT TCU 71 |

COACHING STAFF

| | |
|-------------------|-----------------------------|
| HEAD COACH | SHEREKA WRIGHT (2ND SEASON) |
| ALMA MATER (YEAR) | PURDUE (2004) |
| CAREER RECORD | 21-11 |
| RECORD AT UTA | SAME |
| ASSISTANT COACH | AUSTIN KELLY (1ST SEASON) |
| ASSISTANT COACH | ROSALYN TINDEL (2ND SEASON) |
| ASSISTANT COACH | SEAN EHLBECK (2ND SEASON) |

TEAM INFORMATION

| | |
|------------------------------|------|
| 2020-21 OVERALL RECORD | 13-7 |
| 2020-21 SUN BELT RECORD | 11-4 |
| HOME RECORD | 8-1 |
| AWAY RECORD | 5-4 |
| NEUTRAL SITE RECORD | 0-2 |
| STARTERS RETURNING/LOST | 4/1 |
| LETTERWINNERS RETURNING/LOST | 6/5 |
| TRANSFERS/FRESHMEN | 3/5 |

KEY ADDITIONS

| # | NAME | POS. | CL. | 2020-21 STATS |
|----|------------------------------------|------|-----|--------------------|
| 4 | STARR JACOBS (TEMPLE JC TRANSFER) | F | JR. | 23.6 PPG, 10.6 RPG |
| 24 | DE'SHA BENJAMIN (ALABAMA TRANSFER) | G | SR. | 7.9 PPG, 3.9 RPG |

KEY RETURNERS

| # | NAME | POS. | CL. | 2020-21 STATS |
|----|------------------|------|-----|--------------------|
| 20 | CLAIRE CHASTAIN | G | SR. | OUT IN 2020-21 |
| 21 | TERRYN MILTON ^ | G | SR. | 9.6 PPG, 3.7 APG |
| 23 | CAMRYN HAWKINS ^ | G | SR. | 6.9 PPG, .361 3PT% |
| 34 | SHYIA SMITH ^ | F | SR. | 11.6 PPG, 6.0 RPG |
| 41 | KATIE FERRELL ^ | G | SR. | 5.6 PPG, 4.9 APG |

^ STARTER IN 2020-21

KEY LOSSES

| # | NAME | POS. | CL. | 2020-21 STATS |
|----|----------------|------|-----|-------------------|
| 3 | MISTY DOSSEY | F | SR. | 6.8 PPG, .14 BPG |
| 31 | BRE WICKWARE ^ | G | SR. | 11.3 PPG, 5.3 RPG |

^ STARTER IN 2020-21

ATHLETIC COMMUNICATIONS

| | |
|--------------------------------------|---|
| WBB CONTACT | JAMES HILL, ASSISTANT DIRECTOR FOR COMMUNICATIONS |
| EMAIL | JAMES.HILL@UTA.EDU |
| TWITTER | @JAMESHILLSID |
| ASSOCIATE AD FOR COMMUNICATIONS | JASON MACBAIN |
| EMAIL | JASON.MACBAIN@UTA.EDU |
| ASSISTANT DIRECTOR OF COMMUNICATIONS | IAN APPLGATE |
| EMAIL | IAN.APPLGATE@UTA.EDU |

SUN BELT CONFERENCE

LATEST RESULTS

THURSDAY, JAN. 6

COASTAL CAROLINA 72, GEORGIA SOUTHERN 69
 TROY 96, TEXAS STATE 73
 GEORGIA STATE AT APP STATE - CANCELED
 ULM AT LITTLE ROCK - CANCELED
 SOUTH ALABAMA AT UTA - CANCELED
 LOUISIANA AT ARKANSAS STATE - CANCELED

SATURDAY, JAN. 8

ARKANSAS STATE 98, ULM 70
 COASTAL CAROLINA 75, GEORGIA STATE 51
 TROY 59, UTA 48
 GEORGIA SOUTHERN AT APP STATE - CANCELED
 SOUTH ALABAMA AT TEXAS STATE - CANCELED
 LOUISIANA AT LITTLE ROCK - CANCELED

BOLD = HOME TEAM

THIS WEEK'S SCHEDULE

THURSDAY, JAN. 13

TEXAS STATE AT GEORGIA SOUTHERN - 5 PM
 UTA AT GEORGIA STATE - 5 PM
 APP STATE AT ARKANSAS STATE - 5 PM
 TROY AT LOUISIANA - 6 PM
 SOUTH ALABAMA AT ULM - 6:30 PM
 COASTAL CAROLINA AT LITTLE ROCK - 6:30 PM

SATURDAY, JAN. 15

APP STATE AT LITTLE ROCK - 1 PM
 COASTAL CAROLINA AT ARKANSAS STATE - 1 PM
 TEXAS STATE AT GEORGIA STATE - 1 PM
 LOUISIANA AT SOUTH ALABAMA - 2 PM
 ULM AT TROY - 2 PM
 UTA AT GEORGIA SOUTHERN - 2 PM

ALL GAMES LISTED IN CENTRAL TIME ZONE

SUN BELT STANDINGS

| SCHOOL | CONF | OVERALL | STREAK |
|------------------|------|---------|--------|
| TROY | 3-0 | 12-5 | W8 |
| UT ARLINGTON | 2-1 | 8-4 | L1 |
| COASTAL CAROLINA | 2-1 | 12-2 | W2 |
| LOUISIANA | 1-1 | 9-3 | W1 |
| GEORGIA SOUTHERN | 1-1 | 10-4 | L1 |
| ARKANSAS STATE | 1-1 | 8-7 | W1 |
| TEXAS STATE | 1-2 | 6-9 | L2 |
| LITTLE ROCK | 0-0 | 5-5 | L1 |
| APP STATE | 0-0 | 6-7 | L4 |
| SOUTH ALABAMA | 0-0 | 6-7 | L2 |
| GEORGIA STATE | 0-1 | 6-7 | L1 |
| ULM | 0-3 | 4-13 | L6 |

2021-22 SUN BELT CONFERENCE PRESEASON AWARDS

PRESEASON ALL-CONFERENCE 1ST TEAM

| PLAYER | SCHOOL |
|-----------------|------------------|
| AJA BLOUNT | COASTAL CAROLINA |
| TYREONA DOUCET | LOUISIANA |
| BRANDI WILLIAMS | LOUISIANA |
| D'ANASIA HOOD | TEXAS STATE |
| FELMAS KORANGA | TROY |

PRESEASON ALL-CONFERENCE 2ND TEAM

| PLAYER | SCHOOL |
|------------------|----------------|
| JIREH WASHINGTON | ARKANSAS STATE |
| KIERRA BRIMZY | ULM |
| TERRY N MILTON | UTA |
| JASMINE ROBINSON | TROY |
| TIYAH JOHNSON | TROY |

PRESEASON ALL-CONFERENCE 3RD TEAM

| PLAYER | SCHOOL |
|------------------|------------------|
| MIACHAELA PORTER | APP STATE |
| DEAJA RICHARDSON | COASTAL CAROLINA |
| TERREN WARD | GEORGIA SOUTHERN |
| KENNEDY TAYLOR | TEXAS STATE |
| LAURYN THOMPSON | TEXAS STATE |

PRESEASON SBC PLAYER OF THE YEAR

| | |
|----------------|-----------|
| TYREONA DOUCET | LOUISIANA |
|----------------|-----------|

PRESEASON COACHES POLL

| PLACE | TEAM (1ST PLACE VOTES) | POINTS |
|-------|------------------------|--------|
| 1. | TROY (11) | 142 |
| 2. | LOUISIANA (1) | 124 |
| 3. | UTA | 101 |
| 4. | TEXAS STATE | 95 |
| 5. | LITTLE ROCK | 92 |
| 6. | APP STATE | 87 |
| 7. | GEORGIA STATE | 70 |
| 8. | SOUTH ALABAMA | 66 |
| 9. | GEORGIA SOUTHERN | 54 |
| 10. | ARKANSAS STATE | 47 |
| 11. | COASTAL CAROLINA | 39 |
| 12. | ULM | 19 |

TEAM STATS

| CATEGORY | FIGURE | SUN BELT RANK |
|--------------------------------|--------|---------------|
| SCORING OFFENSE | 65.2 | 9TH |
| OPPONENT SCORING | 65.8 | 6TH |
| SCORING MARGIN | -0.5 | 9TH |
| FREE THROW PCT. | .731 | 2ND |
| FIELD GOAL PCT. | .403 | 6TH |
| OPPONENT FIELD GOAL PCT. | .395 | 6TH |
| 3-PT. FIELD GOAL PER GAME | 3.3 | 11TH |
| 3-PT. FIELD GOAL PCT. | .249 | 11TH |
| OPPONENT 3-PT. FIELD GOAL PCT. | .272 | 4TH |
| REBOUNDING AVERAGE | 37.2 | 8TH |
| OPPONENT REBOUNDING AVERAGE | 41.4 | 9TH |
| REBOUNDING MARGIN | -4.2 | 11TH |
| OFFENSIVE REBOUNDS | 10.1 | 11TH |
| DEFENSIVE REBOUNDS | 27.1 | 5TH |
| BLOCKS PER GAME | 3.1 | 4TH |
| ASSISTS PER GAME | 15.4 | 5TH |
| STEALS PER GAME | 7.8 | 11TH |
| ASSIST-TO RATIO | 1.1 | 1ST |

SUN BELT WEEKLY AWARDS

| DATE | PLAYER (SCHOOL) |
|-------|-------------------------------|
| 11/16 | SALI KOUROUMA (LITTLE ROCK) |
| 11/23 | SALI KOUROUMA (LITTLE ROCK) |
| 11/30 | AJA BLOUNT (COASTAL CAROLINA) |
| 12/7 | STARR JACOBS (UTA) |
| 12/14 | MYA BURNS (GEORGIA SOUTHERN) |
| 12/21 | AMBER LEGGETT (TROY) |
| 12/28 | FELMAS KORANGA (TROY) |
| 1/4 | STARR JACOBS (UTA) |
| 1/11 | KEYA PATTON (ARKANSAS STATE) |

KNOW YOUR OPPONENT | GEORGIA STATE



GEORGIA STATE PROBABLE STARTERS

| # | NAME | POS. | CL. | STATS |
|----|------------------|------|-------|-------------------|
| 10 | KAMRYN DZIAK | G | JR. | 5.2 PPG, 1.0 APG |
| 11 | DEASIA MERRILL | F | R-SO. | 6.5 PPG, 3.0 RPG |
| 14 | ASHLEY FOSTER | G | SR. | 11.3 PPG, 1.4 SPG |
| 32 | TAYLOR HENDERSON | G | R-JR. | 9.3 PPG, 2.0 APG |
| 55 | ALEX GITCHENKO | F | FR. | 2.4 PPG, 2.3 RPG |

- Georgia State sits at 6-7 on the season and 0-1 in the Sun Belt. The Panthers were idle since Dec. 19 because of COVID-19 before taking on Coastal Carolina on Jan. 8 and falling 75-61 on the road.

- The Panthers were without their top three scorers against the Chanticleers last Saturday.

- The Panthers return five players who started 10 or more games last season. The key returners for GSU include Taniyah Worth (8.5 ppg, 3.2 rpg), Hannah Sadler (8.2 ppg, 3.5 rpg), Tehya Lyons (6.1 ppg, 46 assists), and Kam Dziak (5.0 ppg, 30 3FG made).

- Ashley Foster leads GSU in scoring at 11.3 ppg through her first 12 games. She scored a career-high 19 points at Florida to open the season and has reached double figures in seven games.

- Kamryn Dziak leads the Panthers with 21 made 3-pointers and has made a three in 12 of 13 contests she's appeared in this season.

- Taniyah Worth, as well as Dziak, are tied for third in the SBC in 3-point field goals made per game at 1.6.

- Nyla Jean leads the Sun Belt in free throw percentage at .889 on the season, just above UTA's Terryn Milton. Jean is also second in steals per game in conference play with 3.0.

- In her last three games, Moriah Taylor is 8 of 11 (.727) from behind the arc, including three 3-pointers in a game against Tulsa and Coastal Carolina.

- Georgia State enters Sun Belt Conference play after one of its most successful Sun Belt seasons. Posting a 9-7 record, the 2020-21 Panthers earned the No. 2 seed in the Sun Belt East Division, GSU's first No. 2 conference seed since 2001 in the Atlantic Sun.

INDIVIDUAL LEADERS

| UTA | | GSU | |
|------------------------|------|------------------------|------|
| SCORING | | SCORING | |
| STARR JACOBS | 19.2 | ASHLEY FOSTER | 11.3 |
| TERRYN MILTON | 11.8 | TAYLOR HENDERSON | 9.3 |
| FIELD GOAL PCT. | | FIELD GOAL PCT. | |
| SHYIA SMITH | .566 | ELEXUS BELL | .600 |
| TERRYN MILTON | .474 | TAYLOR HENDERSON | .489 |
| REBOUNDING | | REBOUNDING | |
| KATIE FERRELL | 5.8 | TANIAH WORTH | 4.6 |
| STARR JACOBS | 5.4 | ASHLEY FOSTER | 4.3 |
| ASSISTS | | ASSISTS | |
| KATIE FERRELL | 4.9 | TAYLOR HENDERSON | 2.0 |
| TERRYN MILTON | 3.7 | ASHLEY FOSTER | 1.9 |
| STEALS | | STEALS | |
| STARR JACOBS | 2.3 | TANIAH WORTH | 1.6 |
| TERRYN MILTON | 1.8 | ASHLEY FOSTER | 1.4 |
| BLOCKED SHOTS | | BLOCKED SHOTS | |
| CLAIRE CHASTAIN | 0.8 | TANIAH WORTH | 1.0 |
| KATIE FERRELL | 0.8 | DEASIA MERRILL | 0.4 |

TALE OF THE TAPE

| UTA | | GSU |
|------------------|--------------------------|------------------|
| JACOBS, 19.2 PPG | LEADING SCORER | FOSTER, 11.3 PPG |
| 65.3 PPG | POINTS PER GAME | 65.6 PPG |
| 65.8 PPG | POINTS ALLOWED | 65.5 PPG |
| .403 | FG PERCENTAGE | .390 |
| .395 | FG PERCENTAGE (DEFENSE) | .403 |
| 3.3 | 3-PT MADE PER GAME | 6.5 |
| .219 | 3-PT PERCENTAGE | .289 |
| .731 | FREE THROW PERCENTAGE | .644 |
| 37.2 | REBOUNDS | 35.5 |
| -4.2 | REBOUND MARGIN | -4.0 |
| 15.4 | ASSISTS | 11.8 |
| 3.1 | BLOCKS | 2.3 |
| 7.8 | STEALS | 8.7 |
| 1.1 | ASSIST-TO-TURNOVER RATIO | 0.7 |

NOTES

HISTORIC WIN

The Lady Mavs knocked off No. 13 South Florida on Thursday, Dec. 2, inside the College Park Center.

It was the Lady Mavs first-ever win over a ranked opponent in program history. Prior to the USF win, the Lady Mavs were 0-73 against ranked opponents in the AP Poll era beginning in 1976-77.

The Lady Mavs had only been within 10 points in 10 match-ups in their entire history.

It is also believed to be the first win for UTA in the Coaches Poll era as well, where USF was ranked No. 17.

FIVE STARR

Starr Jacobs has put together an unbelievable season by every metric thus far for the Lady Mavs.

Jacobs is 27th in the country in field goal percentage (.566), 25th in the nation in field goals made (98), and 28th in the country in points per game (19.2). Jacobs is also 77th in the NCAA and second in the Sun Belt in steals per game with 2.33.

Jacobs has scored 10 or more points in all 12 contests this season and 20 or more points in six games this season. Additionally, Jacobs has made five or more field goals in every single contest this season and shot above 50% in nine of 12 games.



The one struggles Jacobs had at times this season was at the free throw line, but in the last few weeks, she has begun to make an impact at the charity stripe.

Going into conference play, Jacobs was shooting 18 of 41 (.439) from the free throw line. In her last three games, Jacobs has gone 16 of 20 (.800) from the line, including 6 of 6 against ULM.

In Las Vegas, Jacobs put together one of her best weekends as she combined to go 26 of 41 (63.4%) from the field while averaging 27.5 points to go with 3.5 steals. She scored 28 on 14 of 24 shooting against UNLV and followed that up with 27 on 12 of 17 from the field against Kansas City.

Jacobs added her name to the record books as her 14 made field goals against UNLV on Nov. 27 was good for the third-most all-time in a single game in UTA history. Her 12 made field goals against Kansas City on Nov. 28 tied her for ninth all-time.

BIG KAT MOVES TO 2ND

With an assist in the third quarter against Rice on Dec. 4, 2021, senior Katie Ferrell tied Terra Wallace for second all-time in career assists with 409.

Ferrell moved into sole possession of second place early in the first quarter against Oklahoma State on Dec. 17.

Against #13/17 South Florida on Dec. 2, 2021, Ferrell became the third Lady Mav in school history to eclipse 400 career assists.

Ferrell is currently second in the Sun Belt Conference in assists with 4.9 per game and first in assist/turnover ratio at 2.6. Her assist/turnover ratio is good for 26th in the nation.

Ferrell will have an outside chance to become the all-time leader in assists as she is 133 behind Krystal Buchanan. Ferrell is eight assists away from moving into the Top 25 in

career assists in the Sun Belt.

TERRYN EYES 7TH AND BEYOND

With her fifth assist in the first quarter on Nov. 28 against Kansas City, senior Terryn Milton moved into eighth all-time in career assists, passing Cierra Johnson at 315. Milton now sits at 329 assists in her career.

Milton is only one behind Gale Haynes for seventh and three behind Shalyn Martin for sixth.

Milton is 36 assists away from moving as high as fourth all-time.

Milton is fifth in the Sun Belt in assists per game with 3.8 and second in the SBC in assist/turnover ratio at 2.2. She had a season-high nine assists against Sam Houston on Nov. 13, where she became the ninth Lady Mav in school history to eclipse 300 career assists.

Milton, along with Ferrell, have become the second duo in school history from the same recruiting class to each have 300 or more assists in a career. Tamara Simmons and Shalyn Martin accomplished this feat in 2011.

Milton and Ferrell passed Simmons and Martin for the most assists by a duo in school history against Houston on Nov. 17 at 676. They became the first duo to surpass 700 combined assists in the win over UNLV on Nov. 27.

| Player | Year | AST |
|---------------------------|---------------------|------------|
| 1. Krystal Buchanan | 2001-05 | 561 |
| 2. Katie Ferrell | 2018-present | 428 |
| 3. Terra Wallace | 2003-07 | 409 |
| 4. Paige Smithers-Wojciak | 1982-86 | 366 |
| 5. Tamara Simmons | 2007-11 | 341 |
| 6. Shalyn Martin | 2007-11 | 334 |
| 7. Gale Haynes | 1993-97 | 332 |
| 8. Terryn Milton | 2018-present | 331 |
| 9. Cierra Johnson | 2014-19 | 315 |
| 10. Carolyn Smith | 1977-81 | 282 |

RED HOT SECOND HALVES

In the seven of the eight games, the Lady Mavs have won this season, big scoring second halves have been a vital piece.

UTA has outscored their opponents in all seven of those halves, averaging 38.0 points while shooting 94 of 194 (.484) from the field.

| OPP | FG % | PTS | RESULTS |
|------------|----------------------|------------|---------------|
| SHSU | 14-27 (.518) | 39 | W, 72-54 |
| UH | 13-26 (.500) | 38 | W, 69-66 (OT) |
| UNT | 14-26 (.538) | 39 | W, 75-74 (OT) |
| UNLV | 14-32 (.438) | 41 | W, 75-72 |
| USF | 11-23 (.478) | 32 | W, 61-56 |
| RICE | 15-30 (.500) | 44 | W, 73-65 |
| ULM | 13-30 (.433) | 33 | W, 72-56 |
| TOT | 94-194 (.484) | 266 | 7-0 |

UTA combined to shoot 35 of 118 (.296) and shot under 40% for the half in their four losses. They have only averaged 25.7 points in the four contests.

DOUBLE-DOUBLE T

Terryn Milton earned her first-career double-double in the home loss to Troy last Saturday. Milton finished with 13 points on the afternoon, including a career-high 10 rebounds to lead the Lady Mavs. It was the first time this season a Lady Mav had a double-double as well as finished with 10 or more rebounds.

Additionally, Milton has been excellent on the defensive end in conference play, finishing with two or more steals in three contests thus far. Milton tied a career-high with five steals against ULM before turning around and picking up four steals against Troy. Her 3.7 steals per game in conference play currently leads the SBC.

NOTES

STARR DOES IT AGAIN

For the second time this season, junior Starr Jacobs was named the Sun Belt Conference Player of the Week for her performance during the opening weekend of conference play.

Jacobs led UTA to a 2-0 weekend to open SBC play as she led the Lady Mavs to a 62-60 win over Louisiana on Dec. 30 on the road before ringing in the new year on Jan. 1 with a 72-56 victory over ULM. Jacobs averaged 22.0 points per game on 16 of 30 shooting (.533) to go with four boards, two assists, and a steal.

Jacobs earned SBC Player of the Week during the first week of December after a terrific performance against nationally-ranked South Florida and Rice.

Jacobs averaged 15.0 points per game, 8.5 rebounds, 3.0 assists, and 2.0 steals, including a 20 point performance against Rice.

DISHING OUT DIMES

UTA is first in the Sun Belt in assist turnover ratio and inside the top 50 nationally at 47th. In their ten games played this season, UTA is 7-1 when they have a plus assists-turnover ratio and 7-0 overall when they have at least 15 assists or more as a team.

The Lady Mavs are 1-3 this season when they have a negative assist-turnover ratio, including three losses by 10 points or more. The Lady Mavs have 10 or more assists as a team in ten consecutive games, including a season-high 20 in a win over Rice on Dec. 4.

NEWCOMER ACCOLADES

- Jordyn Turner scored her first collegiate basket against Baylor on Nov. 11, 2021.
- Olympia Chaney scored her first collegiate basket against Baylor on Nov. 11, 2021.
- Reniya Jones scored her first collegiate basket against UNLV on Nov. 27, 2021.
- Stephanie Mosley scored her first collegiate basket against ULM on Jan. 1, 2022.

WELCOME BACK SHY

UTA got a boost at the beginning of conference play as last year's leading scorer Shyia Smith came off the bench to provide some much-needed depth inside the post.

Smith has been out since the Houston game on Nov. 17 with a concussion and only played 7:21 on Thursday against Louisiana and 16 minutes against ULM. However, her return will be a big boost for the Lady Mavs going forward.

Smith led the team in scoring and rebounds in 2020-21 with 11.6 points per game and 6.0 boards. Coming into the Louisiana game, Smith came in with 6.0 points per game, including a 12 point outing against Sam Houston on Nov. 13.

WRIGHT NAMED NATIONAL COACH OF THE WEEK

Head Coach Shereka Wright was named the WHoopDirt.com National Coach of the Week after the UT Arlington women's basketball team picked up a pair of huge wins this past week over Houston and North Texas in mid-November.

On Nov. 17, the Lady Mavs went into the half trailing 38-23 and walked out of their home arena on the final buzzer, a 69-66 winner in OT over Houston, erasing the 15-point deficit, their largest deficit erased since Jan. 19, 2017, when UTA rallied from 15 down against Louisiana to earn a 79-66 win.

They followed that up with their second-straight overtime game on Nov. 20, a first in school history, and defeated North Texas on the road, 75-74, after erasing an 11-point first-half deficit.

It is the first time a UTA coach has been nationally recognized for a weekly award and the first major award since Krista Gerlich was named Sun Belt Conference Coach of the Year in 2019.

BENCH MOB

Two seniors played a huge role off the bench for UTA during their 2-0 opening weekend of conference play as Camryn Hawkins and Emma Halverson played vital roles in the pair of victories.

Hawkins played a huge role in the win over Louisiana, finishing with a season-high 11 points, including three 3-pointers, one coming at a key time in the second half to halt a Cajuns run.

Halverson put together one of the better all-around games in her career against ULM as she scored a season-high 11 points to go with eight rebounds, a career-high four assists, and two steals.

The bench has contributed in big ways as of late as it has scored 10 or more points in five straight games.

VANDIJK'S JERSEY TO BE RETIRED

Former UTA great Rebekah VanDijk will have her No. 44 jersey retired on a Sun Belt Conference game to be announced later this year.

VanDijk was a four-year starter out of Nazareth, Texas and is one of the greatest players in UTA women's basketball history.

VanDijk averaged 13.9 points per game in her career to go with 9.2 rebounds and 1.7 blocks. She was a first team Mid-Major All-American selection in 2015, a four-time SBC All-Conference selection, and the 2015 SBC Freshman of the Year.

She holds the following program records:

- Rebounds – 1,117 (1st)
- Field Goals Made – 661 (2nd)
- Field Goal Percentage – .548 (2nd)
- Blocked Shots – 203 (2nd)
- Points – 1,676 (3rd)
- Free Throws Made – 354 (3rd)
- Rebound Average – 9.2 (5th)



OVERTIME IS KIND

UTA played back-to-back overtime games for the first time in school history, picking up a 69-66 win over Houston on Nov. 17 and a 75-74 win on the road against North Texas on Nov. 20. Those wins gave the Lady Mavs nine straight overtime wins.

| | | |
|----------|------------------|-----------|
| 02/04/16 | at ULM | W, 53-41 |
| 11/15/17 | at UTSA | W, 69-68 |
| 01/25/18 | at Georgia State | W, 81-76 |
| 02/10/18 | Texas State | W, 61-59 |
| 12/17/18 | at Houston | W, 65-61 |
| 01/10/19 | App State | *W, 99-94 |
| 02/23/19 | at ULM | W, 60-56 |
| 11/17/21 | Houston | W, 69-66 |
| 11/20/21 | at North Texas | W, 75-74 |

* Indicates how many overtimes if more than one

NOTES

UTA is now 19-18 all-time in overtime games and 16-15 in one overtime games. The last time the Lady Mavs lost an overtime game was on Feb. 12, 2015, when UTA fell to Texas State on the road, 65-58.

TERRYN NAMED TO PRESEASON 2ND TEAM

Senior Terryn Milton was named to the 2021-22 Preseason All-Sun Belt Conference Team as voted on by the conference's head coaches.

Milton becomes the 13th Lady Mav to earn SBC Preseason honors. It is the third straight season a player from UTA has earned preseason conference honors.

If the Lady Mavs want to achieve the ultimate goal of winning a conference title, Milton will be an integral piece as the senior from Owasso, Okla. comes off a season where she appeared in 15 of 16 games and averaged 9.6 points, 3.8 rebounds, 3.7 assists, and 1.3 steals throughout the season. Those marks were even more impressive in conference play as Milton upped her totals to 10.5 points, 4.0 rebounds, 4.3 assists, and 1.4 steals.

Lady Mavs Preseason All-SBC History

| Year | Player | Team |
|---------|------------------|------|
| 2021-22 | Terryn Milton | 2nd |
| 2020-21 | Claire Chastain | 3rd |
| 2020-21 | Katie Ferrell | 3rd |
| 2019-20 | Claire Chastain | 2nd |
| 2019-20 | Katie Ferrell | 3rd |
| 2017-18 | Rebekah VanDijk* | 1st |
| 2017-18 | Cierra Johnson | 1st |
| 2017-18 | Crystal Allen | 3rd |
| 2016-17 | Rebekah VanDijk* | 1st |
| 2016-17 | Cierra Johnson | 2nd |
| 2015-16 | Rebekah VanDijk | 1st |
| 2015-16 | LaShonda Green | 3rd |
| 2015-16 | Cierra Johnson | 3rd |

* - Named SBC Preseason Player of the Year

Last season, Milton was fourth in the conference in assist/turnover ratio (1.9) in league games and fifth in assists (4.3). She was a significant part of the Lady Mavs defense that held opponents to just 51.0 points, 34.9 percent shooting from the field, and 25.2 percent from long distance, which was all No. 1 in the Sun Belt.

Milton scored in double figures nine times in 2020-21, including a career-high 24 points on 10 of 13 shooting in a win over ULM on Jan. 8. She also dished out five or more assists seven times last season, including a season-high eight assists against Arkansas State on Jan. 29.

LADY MAVS PICKED THIRD

The UT Arlington women's basketball team was selected to finish third by the league's coaches.

Last season, the Sun Belt was divided into divisions for the first time due to the effects of COVID-19 as UTA was selected to win the Western Division. However, the conference will return to its traditional standings this season.

It is the third time in the last four seasons that UTA has been selected to finish third in the conference. The last time the Lady Mavs were chosen to finish third in the conference was 2019-20, where UTA won a share of the regular-season title.

Lady Mavs Preseason Poll History

| Year | Picked (1st Place Votes) |
|---------|--------------------------|
| 2021-22 | 3rd |
| 2020-21 | 1st West (1) |
| 2019-20 | 3rd (1) |
| 2018-19 | 3rd |
| 2017-18 | 1st (7) |
| 2016-17 | 3rd (3) |
| 2015-16 | 2nd (1) |

| | |
|---------|------|
| 2014-15 | 9th |
| 2013-14 | 10th |

Defending Sun Belt Champion Troy was selected to repeat as Sun Belt Champions. The Trojans have won three of the last five SBC Tournament Championships and earned 11 of the 12 first-place votes (142). The remaining vote went to SBC runner up and west division champions Louisiana (124). The Lady Mavs were selected third. (101) followed by Texas State (95) and Little Rock (92).

HOME SWEET HOME

The UTA women have called the College Park Center home since February 1, 2012, when they defeated UTSA in their first contest in their new home arena, 51-40. Since then, the Lady Mavs have compiled a home record of 84-53, including five seasons with 10 or more wins.

Since the 2016-17 season, the Lady Mavs have been remarkable at home as they have put together an impressive 62-16 record, including a 37-7 record in Sun Belt play as they have not lost more than two games inside their home arena.

Lady Mavs Home Record

| Year | CPC Record |
|--------------|--------------|
| 2021-22 | 4-2 |
| 2020-21 | 8-1 |
| 2019-20 | 12-4 |
| 2018-19 | 12-3 |
| 2017-18 | 13-2 |
| 2016-17 | 11-3 |
| 2015-16 | 7-8 |
| 2014-15 | 10-5 |
| 2013-14 | 3-11 |
| 2012-13 | 3-10 |
| 2011-12 | 1-4 |
| Total | 84-53 |



On Nov. 11 against #7/8 Baylor, the Lady Mavs set an attendance record for a standalone women's basketball game with 2,216 fans. Additionally, 777 students were also in attendance, a record for student tickets sold at a standalone women's game.

AMONG THE ELITE

UTA has been one of the top teams in the Sun Belt Conference year in and year out since joining the league in 2013-14. The Lady Mavs have been .500 or better every year except their first season. UTA has currently won 10 or more conference games in seven straight seasons, a conference-leading mark they hold with Troy.

| | Team | Wins |
|-----|------------------|-----------|
| 1. | Little Rock | 113 |
| 2. | Troy | 106 |
| 3. | UTA | 92 |
| 4. | Arkansas State | 83 |
| 5. | Louisiana | 80 |
| 6. | Texas State | 78 |
| 7. | South Alabama | 62 |
| 8. | Georgia State | 58 |
| 9. | App State | 55 |
| 10. | Coastal Carolina | 43 |
| 11. | Georgia Southern | 32 |
| 12. | ULM | 31 |

2021-22 NUMERICAL ROSTER

| # | NAME | POSITION | HEIGHT | YR | HOMETOWN | PREVIOUS SCHOOL |
|----|------------------|----------|--------|-----|--------------------------|--|
| 0 | STEPHANIE MOSLEY | F | 6-0 | FR. | MANSFIELD, TEXAS | TIMBERVIEW |
| 1 | OLYMPIA CHANEY | G | 5-8 | FR. | ATLANTA, GA. | FOREST PARK |
| 2 | RENIYA JONES | G | 5-8 | FR. | WASHINGTON D.C. | NEW HOPE ACADEMY |
| 4 | STARR JACOBS | F | 6-2 | JR. | DALLAS, TEXAS | DUNCANVILLE / HOUSTON / TEMPLE COLLEGE |
| 5 | AALIYAH MCMILLAN | G | 5-8 | FR. | SAN ANTONIO, TEXAS | BYRON P. STEELE |
| 11 | CASSIDEE KINSLOW | F | 6-0 | FR. | HUNTINGTON BEACH, CALIF. | HUNTINGTON BECH |
| 20 | CLAIRE CHASTAIN | G | 6-0 | SR. | SHAWNEE, OKLA. | DALE |
| 21 | TERRYNN MILTON | G | 5-9 | SR. | OWASSO, OKLA. | OWASSO |
| 23 | CAMRYN HAWKINS | G | 5-10 | SR. | ALBUQUERQUE, N.M. | RIO RANCHO |
| 24 | DE'SHA BENJAMIN | G | 6-0 | SR. | AUGUSTA, GA. | LUCY C. LANEY / ALABAMA |
| 32 | JORDYN TURNER | F | 6-2 | FR. | OKLAHOMA CITY, OKLA. | CASADY |
| 34 | SHYIA SMITH | F | 5-11 | SR. | IDABEL, OKLA. | IDABEL / WICHITA STATE |
| 41 | KATIE FERRELL | G | 6-1 | SR. | PLANO, TEXAS | PLANO |
| 45 | EMMA HALVERSON | F | 6-3 | SR. | PLANO, TEXAS | PLANO |

2021-22 ALPHABETICAL ROSTER

| # | NAME | POSITION | HEIGHT | YR | HOMETOWN | PREVIOUS SCHOOL |
|----|------------------|----------|--------|-----|--------------------------|--|
| 24 | DE'SHA BENJAMIN | G | 6-0 | SR. | AUGUSTA, GA. | LUCY C. LANEY / ALABAMA |
| 1 | OLYMPIA CHANEY | G | 5-8 | FR. | ATLANTA, GA. | FOREST PARK |
| 20 | CLAIRE CHASTAIN | G | 6-0 | SR. | SHAWNEE, OKLA. | DALE |
| 41 | KATIE FERRELL | G | 6-1 | SR. | PLANO, TEXAS | PLANO |
| 45 | EMMA HALVERSON | F | 6-3 | SR. | PLANO, TEXAS | PLANO |
| 23 | CAMRYN HAWKINS | G | 5-10 | SR. | ALBUQUERQUE, N.M. | RIO RANCHO |
| 4 | STARR JACOBS | F | 6-2 | JR. | DALLAS, TEXAS | DUNCANVILLE / HOUSTON / TEMPLE COLLEGE |
| 2 | RENIYA JONES | G | 5-8 | FR. | WASHINGTON D.C. | NEW HOPE ACADEMY |
| 11 | CASSIDEE KINSLOW | F | 6-0 | FR. | HUNTINGTON BEACH, CALIF. | HUNTINGTON BECH |
| 5 | AALIYAH MCMILLAN | G | 5-8 | FR. | SAN ANTONIO, TEXAS | BYRON P. STEELE |
| 21 | TERRYNN MILTON | G | 5-9 | SR. | OWASSO, OKLA. | OWASSO |
| 0 | STEPHANIE MOSLEY | F | 6-0 | FR. | MANSFIELD, TEXAS | TIMBERVIEW |
| 34 | SHYIA SMITH | F | 5-11 | SR. | IDABEL, OKLA. | IDABEL / WICHITA STATE |
| 32 | JORDYN TURNER | F | 6-2 | FR. | OKLAHOMA CITY, OKLA. | CASADY |

COACHING STAFF

| NAME | POSITION | UTA EXPERIENCE |
|----------------|-----------------|----------------|
| SHEREKA WRIGHT | HEAD COACH | 2ND SEASON |
| AUSTIN KELLY | ASSISTANT COACH | 1ST SEASON |
| ROSALYN TINDEL | ASSISTANT COACH | 2ND SEASON |
| SEAN EHLBECK | ASSISTANT COACH | 2ND SEASON |

SUPPORT STAFF

| NAME | POSITION |
|-------------------|---|
| KAELYNN BOYD | DIRECTOR OF BASKETBALL OPERATIONS |
| JORDYNN HERNANDEZ | GRADUATE ASSISTANT |
| SHAHADA ARTBERRY | STRENGTH AND CONDITIONING COACH |
| TASHA KOONTZ | ASSOCIATE ATHLETIC TRAINER |
| ANDREA AYERS | VIDEO COORDINATOR |
| JAMES HILL | ASST. DIRECTOR FOR COMMUNICATIONS / WBB CONTACT |



THE WRIGHT FILE

PERSONAL

| | |
|-------------|----------------------|
| HOMETOWN | COPPERAS COVE, TEXAS |
| CHILDREN | DAUGHTER, LENNOX |
| HIGH SCHOOL | COPPERAS COVE HS |
| COLLEGE | PURDUE (2004) |

COACHING RESUME

| | |
|--------------|--|
| 2020-PRESENT | UTA HEAD COACH |
| 2018-20 | VANDERBILT ASSOCIATE HEAD COACH/RECRUITING COORDINATOR |
| 2013-18 | ALABAMA ASSISTANT COACH |
| 2006-13 | TEXAS TECH ASSISTANT COACH |

PLAYING CAREER

| | |
|-----------------------|---------|
| WNBA, PHOENIX MERCURY | 2004-06 |
| PURDUE | 2001-04 |

PLAYING HONORS

PROFESSIONAL - WNBA, PHOENIX MERCURY

- » 13th overall pick in the 2004 WNBA Draft (Detroit Shock)
- » Traded to the Phoenix Mercury on draft night
- » Spent two seasons with the Phoenix Mercury until an injury brought her pro career to an end

COLLEGE - PURDUE

- » Named to the Purdue Athletics Hall of Fame in 2020
- » The only 3x All-American in Purdue program history
- » 1 of only 3 2,000-point scorers and 3x first-team All-Big Ten players in Purdue program history
- » 2x Big Ten regular season (2001, 2002) and tournament (2003, 2004) champion
- » 2x Big Ten Tournament Most Outstanding Player
- » Amassed 2,251 points (2nd in Purdue history) and 793 rebounds (7th) over the course of her career, to go with 177 blocked shots (10th), 291 assists (17th) and 129 steals
- » Her 350 offensive rebounds are the most in Purdue women's basketball history
- » Made and attempted more free throws than any player in Big Ten Conference history, going 776-of-1,071 from the line
- » Named to the 2001 Women's Final Four All-Tournament team as Purdue finished as the national runner-up
- » Finalist for National Player of the Year honors as a junior and a senior

HIGH SCHOOL - COPPERAS COVE HS

- » Inducted into the Texas High School Basketball Hall of Fame in May 2011
- » USA Basketball Women's World University Games (2001)
- » 2000 USA Today Player of the Year
- » 2000 Gatorade National Player of the Year
- » 2000 Rawlings/WBCA Player of the Year
- » Parade and Nike/WBCA All-American
- » Set school records with 3,269 points, 1,148 rebounds and 220 blocks
- » At the time, she was just the 36th player in the country and 4th Texan to record 3,000 points in a career

HEAD COACH SHEREKA WRIGHT | 2ND SEASON



Former WNBA player and Power 5 Associate Head Coach Shereka Wright was named UTA's 10th head women's basketball coach on Sept. 4, 2020 by Director of Athletics Jim Baker.

In her rookie campaign as a head coach, Wright led the Lady Mavs through an interesting season that saw multiple stoppages due to COVID, COVID opt-outs, injuries and games postponed/canceled. Wright and the Lady Mavericks finished the season with a 13-7 overall record and 11-4 record in Sun Belt Conference play.

Wright secured her first career win in the 2020-21 season opener against Texas A&M-Commerce at College Park Center on Nov. 25. UTA went on to earn the West Division's No. 2 seed in the SBC Tourney, falling to App State in Quarterfinals.

Despite the challenges that were thrown their way in 2020-21, Wright and the Lady Mavs led the Sun Belt in scoring defense (54.0 ppg), field goal percentage defense (34.8%) and three-point percentage defense (26.7%) and ranked top-3 in scoring margin (2nd; +7.0), three-point percentage (3rd; 32.3%), assists (2nd; 14.9 apg) and assist/turnover ratio (2nd; 0.9).

In the national rankings, the 2020-21 edition of the Lady Mavs ranked in the Top-50 nationally in multiple categories, including scoring defense (10th), field-goal percentage (12th) and three-point percentage defense (20th).

Wright – a Texas High School Hall of Fame member and former longtime assistant coach at Texas Tech – brings her impressive resume to the Lady Mavericks after spending two seasons (2018-20) with Vanderbilt, five years at Alabama (2013-18) and seven campaigns in Lubbock (2006-13).

A native of Copperas Cove just west of Fort Hood, Wright was the 2000 National Player of the Year her senior season at Copperas Cove High School after averaging 25 points and 10 rebounds per game.

Known nationally as a strong recruiter, Wright – who served as Vanderbilt's recruiting coordinator – helped bring a pair of ESPNW top 100 players to the Commodores' Class of 2019, including Koi Love, who became the first player in school history to earn back-to-back SEC Freshman of the Week honors.

Prior to Vandy, Wright was a critical part of Alabama's resurgence and helped the Crimson Tide to consecutive 20-win seasons, which included the quarterfinals of the 2018 WNIT. Under Wright's tutelage, Alabama forward Ashley Williams finished her career ranked 9th in school history in scoring (1,450) and 5th in rebounding (859).

Additionally, under Wright's direction, SEC All-Freshman selection Ashley Knight set the Alabama single-season record and led the league in blocks with 90, becoming the first player in program history to finish as the SEC's leader in blocks.

Wright also was instrumental in constructing a signing class that ranked in the top 25 nationally, featuring both the Alabama and Mississippi high school players of the year.

Wright began her coaching career at Texas Tech and was responsible for the perimeter players, recruiting, scouting, academics and equipment. She helped the Lady Raiders advance to the postseason five times, and posted 20+ win seasons each of the last three years – including advancing to the NCAA Tournament twice.

Wright was selected as the 13th overall pick in the 2004 WNBA Draft by the Detroit Shock after a stellar career at Purdue. She was traded to the Phoenix Mercury on draft night, and spent two seasons with them until an injury brought her professional playing career to an end in 2006.

A prolific player, Wright remains to this day the only three-time All-American in Purdue women's basketball history. She was just the third Boilermaker in program history to be named All-Big Ten First Team on three occasions, and was a finalist for National Player of the Year as both a junior and senior. As a freshman in 2001, Wright was named to the NCAA Final Four All-Tournament Team.

Wright amassed 2,251 points (2nd in Purdue history) and 793 rebounds (7th) over the course of her career, to go with 177 blocked shots (10th), 291 assists (17th) and 129 steals. Her 350 offensive rebounds are the most in school history. Wright made and attempted more free throws than any player in Big Ten history, going 776 for 1,071 from the line.

Throughout her four-year career, Purdue appeared in four NCAA tournaments, advancing to the National Championship Final in 2001, the Elite Eight in 2003 and the Sweet Sixteen in 2004. Purdue won two Big Ten regular-season titles (2001, 2002) and a pair of Big Ten Tournament crowns (2003, 2004) with Wright being named Most Outstanding Player both times.

Wright, who graduated from Purdue in 2004 with a degree in health and fitness, was inducted into the Purdue Athletics Hall of Fame earlier this year.

As a high school player, Wright set Copperas Cove records with 3,269 points, 1,148 rebounds and 220 blocks. At the time of her graduation, she was just the 36th player in the country and only the 4th Texan to record 3,000 points in a high school career.

TRENDS

| | |
|----------------------------------|-----|
| OVERALL | 8-4 |
| HOME | 4-2 |
| AWAY | 4-1 |
| NEUTRAL | 0-1 |
| DURING THE DAY | 5-2 |
| AT NIGHT (6 P.M. OR LATER) | 3-2 |
| SUN BELT (INCLUDING SBC TOURNEY) | 2-1 |
| SUN BELT HOME | 0-1 |
| SUN BELT AWAY | 2-0 |
| SUN BELT NEUTRAL | 0-0 |
| VS. RANKED TEAMS | 1-1 |
| VS. TEAM RECEIVING VOTES | 0-0 |
| WHITE UNIFORMS | 5-3 |
| BLUE UNIFORMS | 3-1 |
| ORANGE UNIFORMS | 0-0 |
| PINK UNIFORMS | 0-0 |

LEADS/OVERTIME

| | |
|------------------------------------|-----|
| LEADING AFTER 1ST QUARTER | 7-3 |
| TRAILING AFTER 1ST QUARTER | 1-1 |
| TIED AFTER 1ST QUARTER | 0-0 |
| LEADING AT HALFTIME | 4-0 |
| TRAILING AT HALFTIME | 3-3 |
| TIED AT HALFTIME | 1-1 |
| LEADING AFTER 3RD QUARTER | 5-1 |
| TRAILING AFTER 3RD QUARTER | 2-3 |
| TIED AFTER 3RD QUARTER | 1-0 |
| GAMES DECIDED BY 1-5 POINTS | 5-0 |
| GAMES DECIDED BY 6-10 POINTS | 1-1 |
| GAMES DECIDED BY 11-15 POINTS | 0-2 |
| GAMES DECIDED BY 16 POINTS OR MORE | 2-1 |
| OVERTIME GAMES | 2-0 |

OFFENSE

| | |
|-------------------------------|-----|
| SCORING FIRST | 4-3 |
| OPPONENT SCORES FIRST | 4-1 |
| SCORING LESS THAN 60 POINTS | 0-3 |
| SCORING 60-69 POINTS | 3-0 |
| SCORING 70-79 POINTS | 5-1 |
| SCORING 80-89 POINTS | 0-0 |
| SCORING 90-99 POINTS | 0-0 |
| SCORING 100+ POINTS | 0-0 |
| WHEN SHOOTING 40+% | 7-1 |
| WHEN SHOOTING LESS THAN 40% | 1-3 |
| WHEN MAKING 0-5 3-POINT FGS | 7-4 |
| WHEN MAKING 6-10 3-POINT FGS | 1-0 |
| WHEN MAKING 11-15 3-POINT FGS | 0-0 |
| WHEN MAKING 16-20 3-POINT FGS | 0-0 |
| WHEN MAKING 21+ 3-POINT FGS | 0-0 |

DEFENSE/TURNOVERS

| | |
|--|-----|
| WHEN OUTREBOUNDING OPPONENT | 3-0 |
| WHEN OUTREBOUNDED | 5-4 |
| WHEN FORCING 15+ TURNOVERS | 5-2 |
| WHEN COMMITTING LESS THAN 15 TURNOVERS | 3-3 |
| WHEN COMMITTING 15+ TURNOVERS | 5-1 |

BEST & WORST

FOR UTA

| | |
|---------------------------|---|
| MOST 1ST QUARTER POINTS | 29, VS. KANSAS CITY (NOV. 28, 2021) |
| FEWEST 1ST QUARTER POINTS | 12, 2X LAST AT OKLAHOMA STATE (DEC. 17, 2021) |
| MOST 2ND QUARTER POINTS | 24, AT UNLV (NOV. 27, 2021) |
| FEWEST 2ND QUARTER POINTS | 8, VS. HOUSTON (NOV. 17, 2021) |
| MOST 1ST HALF POINTS | 43, VS. KANSAS CITY (NOV. 28, 2021) |
| FEWEST 1ST HALF POINTS | 23, 2X LAST AT OKLAHOMA STATE (DEC. 17, 2021) |
| MOST 3RD QUARTER POINTS | 26, VS. RICE (DEC. 4, 2021) |
| FEWEST 3RD QUARTER POINTS | 9, 2X LAST VS. TROY (JAN. 8, 2022) |
| MOST 4TH QUARTER POINTS | 24, AT UNLV (NOV. 27, 2021) |
| FEWEST 4TH QUARTER POINTS | 6, AT LOUISIANA (DEC. 30, 2021) |
| MOST 2ND HALF POINTS | 44, VS. RICE (DEC. 4, 2021) |
| FEWEST 2ND HALF POINTS | 21, 2X LAST VS. TROY (JAN. 8, 2022) |
| BIGGEST LEAD | 22, VS. RICE (DEC. 4, 2021) |
| BIGGEST DEFICIT | 30, VS. BAYLOR (NOV. 11, 2021) |
| BIGGEST HALFTIME LEAD | 13, AT LOUISIANA (DEC. 30, 2021) |
| BIGGEST HALFTIME DEFICIT | 15, VS. HOUSTON (NOV. 17, 2021) |
| BEST 1ST HALF FG% | 56.2%, VS. KANSAS CITY (NOV. 28, 2021) |
| WORST 1ST HALF FG% | 29.0%, VS. HOUSTON (NOV. 17, 2021) |
| BEST 2ND HALF FG% | 53.8%, AT NORTH TEXAS (NOV. 20, 2021) |
| WORST 2ND HALF FG% | 21.8%, VS. TROY (JAN. 8, 2022) |

FOR OPPONENTS

| | |
|---------------------------|---|
| MOST POINTS | 85, VS. KANSAS CITY (NOV. 28, 2021) |
| LEAST POINTS | 54, VS. SAM HOUSTON (NOV. 13, 2021) |
| MOST 1ST QUARTER POINTS | 28, VS. KANSAS CITY (NOV. 28, 2021) |
| FEWEST 1ST QUARTER POINTS | 8, VS. HOUSTON (NOV. 17, 2021) |
| MOST 2ND QUARTER POINTS | 30, VS. HOUSTON (NOV. 17, 2021) |
| FEWEST 2ND QUARTER POINTS | 10, AT NORTH TEXAS (NOV. 20, 2021) |
| MOST 1ST HALF POINTS | 44, VS. KANSAS CITY (NOV. 28, 2021) |
| FEWEST 1ST HALF POINTS | 25, VS. VS. SAM HOUSTON (NOV. 13, 2021) |
| MOST 3RD QUARTER POINTS | 22, VS. NORTH TEXAS (NOV. 20, 2021) |
| FEWEST 3RD QUARTER POINTS | 9, 2X LAST AT ULM (JAN. 1, 2022) |
| MOST 4TH QUARTER POINTS | 26, 2X LAST VS. RICE (DEC. 4, 2021) |
| FEWEST 4TH QUARTER POINTS | 12, VS. SAM HOUSTON (NOV. 13, 2021) |
| MOST 2ND HALF POINTS | 43, VS. BAYLOR (NOV. 11, 2021) |
| FEWEST 2ND HALF POINTS | 23, VS. HOUSTON (NOV. 17, 2021) |

LAST TIME A UTA...

TEAM

| | |
|--|---|
| SCORED 100 POINTS..... | UTA 101, GEORGIA SOUTHERN 73 (FEB. 29, 2020) |
| SCORED 100 POINTS IN A SBC GAME..... | UTA 101, GEORGIA SOUTHERN 73 (FEB. 29, 2020) |
| BEAT AN AP RANKED TEAM..... | UTA 61, #13 SOUTH FLORIDA 56 (DEC. 2, 2021) |
| BEAT A COACHES POLL RANKED TEAM..... | UTA 61, #17 SOUTH FLORIDA 56 (DEC. 2, 2021) |
| BEAT A POWER 5 TEAM..... | UTA 57, KANSAS STATE 53 (NOV. 24, 2019) |
| SCORED 30 POINTS IN A QUARTER..... | 31 (1Q) VS. TEXAS STATE (MAR. 10, 2020) |
| SCORED 60 POINTS IN A HALF..... | NEVER |
| SCORED 50 POINTS IN A HALF..... | 50 VS. ARKANSAS STATE (JAN. 30, 2021) |
| HELD OPPONENT UNDER 40 POINTS..... | +22 VS. TEXAS A&M-COMMERCE (NOV. 25, 2020) |
| HAD A 20+ REBOUNDING MARGIN..... | 37 VS. ULM (JAN. 9, 2021) |
| ATTEMPTED 35 FREE THROWS..... | 37 VS. EASTERN NEW MEXICO (DEC. 11, 2016) |
| ATTEMPTED 40 FREE THROWS..... | 41 VS. ABILENE CHRISTIAN (NOV. 27, 2013) |
| ATTEMPTED 50 FREE THROWS..... | 51 VS. SOUTH FLORIDA (DEC. 3, 1993) |
| ATTEMPTED 5 FREE THROWS OR LESS..... | 5 VS. ARKANSAS STATE (JAN. 29, 2021) |
| MADE 20 FREE THROWS..... | 20 VS. SAM HOUSTON (NOV. 13, 2021) |
| MADE 25 FREE THROWS..... | 28 VS. GEORGIA STATE (FEB. 26, 2014) |
| MADE 30 FREE THROWS..... | 30 VS. TROY (MAR. 2, 2019) |
| HAD 20+ STEALS..... | 21 VS. TEXAS A&M-COMMERCE (NOV. 25, 2020) |
| HAD 15-19 STEALS..... | 15 VS. ARKANSAS STATE (JAN. 29, 2021) |
| HAD 10+ BLOCKS..... | 10 VS. ULM (JAN. 8, 2015) |
| PLAYED AN OVERTIME GAME..... | UTA 75, NORTH TEXAS 74 (NOV. 20, 2021) |
| WON AN OVERTIME GAME..... | UTA 75, NORTH TEXAS 74 (NOV. 20, 2021) |
| LOST AN OVERTIME GAME..... | TEXAS STATE 65, UTA 58 (FEB. 12, 2015) |
| PLAYED A DOUBLE OVERTIME GAME..... | UTA 99, APP STATE 94 (JAN. 10, 2019) |
| PLAYED A THREE OR MORE OVERTIMES..... | 30T, MARSHALL 97, UTA 91 (DEC. 18, 2007) |
| SHOT 60% IN A GAME..... | 41-68 (.603), AT ARKANSAS STATE (JAN. 17, 2019) |
| SHOT UNDER 30% FOR A GAME..... | 18-70 (.257) VS. TROY (JAN. 8, 2022) |
| SHOT UNDER 20% FOR A HALF..... | 4-29 (.138) VS. SOUTH ALABAMA (MAR. 11, 2020) |
| SHOT 90% AT FREE THROW LINE (MIN. 10)..... | 18-20 (.900) VS. ARKANSAS STATE (JAN. 30, 2021) |
| SHOT 50% FROM 3-PT LINE..... | 9-16 (.563) AT ULM (FEB. 5, 2021) |
| MADE 10 3-POINTERS IN A GAME..... | 14 VS. GEORGIA SOUTHERN (FEB. 29, 2020) |
| FAILED TO MAKE A 3-POINTER..... | AT OKLAHOMA STATE (DEC. 17, 2021) |
| HAD AT LEAST 60 REBOUNDS..... | 64 VS. SAM HOUSTON (JAN. 31, 2018) |
| HAD AT LEAST 50 REBOUNDS..... | 56 VS. TEXAS A&M-COMMERCE (NOV. 25, 2020) |
| SCORED LESS THAN 10 POINTS IN A QUARTER..... | 9 (3Q), VS. TROY (JAN. 8, 2022) |
| SCORED LESS THAN 20 POINTS IN THE FIRST HALF..... | 16, AT LOUISIANA (FEB. 8, 2021) |
| SCORED LESS THAN 20 POINTS IN THE SECOND HALF..... | 18, AT TEXAS STATE (FEB. 12, 2021) |
| SCORED UNDER 40 POINTS IN A GAME..... | 38, AT LOUISIANA (FEB. 17, 2018) |

PLAYER

| | |
|--|---|
| SCORED 25 POINTS..... | 28, STARR JACOBS VS. UNLV (NOV. 27, 2021) |
| SCORED 30 POINTS..... | 30, MARIE BENSON VS. LOUISIANA (JAN. 16, 2020) |
| SCORED 35 POINTS..... | 36, TERRA WALLACE AT TEXAS A&M-CC (JAN. 20, 2007) |
| SCORED 40 OR MORE POINTS..... | 44, CAROLYN SMITH VS. TEXAS WESLEYAN (FEB. 4, 1978) |
| ATTEMPTED 25 FIELD GOALS..... | 25, MARIE BENSON VS. TEXAS SOUTHERN (DEC. 30, 2019) |
| HAD 5 BLOCKS..... | 5, REBEKAH VANDIJK VS. ULM (JAN. 20, 2018) |
| HAD 10 BLOCKS..... | 13, SHANNON SPRIGGS VS. ULM (JAN. 7, 1995) |
| HAD 5 STEALS..... | 5, TERRYNN MILTON AT ULM (JAN. 1, 2022) |
| HAD 10 STEALS..... | 10, JEANNINE CURRY VS. SOUTHEASTERN LA (JAN. 5, 1985) |
| HAD 10 ASSISTS..... | 10, KATIE FERRELL VS. ST. EDWARD'S (DEC. 13, 2020) |
| HAD 12 ASSISTS..... | 12, TERRYNN MILTON VS. GEORGIA SOUTHERN (FEB. 29, 2020) |
| HAD 15 ASSISTS..... | NEVER |
| HAD 15 REBOUNDS..... | 15, MARIE BENSON VS. TEXAS STATE (FEB. 22, 2020) |
| HAD 20 REBOUNDS..... | 22, CANDICE CHAMPION VS. CENTRAL ARKANSAS (FEB. 21, 2009) |
| HAD 10 MADE FIELD GOALS..... | 12, STARR JACOBS VS. KANSAS CITY (NOV. 28, 2021) |
| HAD 15 MADE FIELD GOALS..... | 15, CANDICE CHAMPIONS VS. TEXAS A&M-CC (MAR. 7, 2009) |
| HAD 5 THREE-POINT FIELD GOALS..... | 5, CLAIRE CHASTAIN AT APP STATE (JAN. 9, 2020) |
| RECORDED A DOUBLE-DOUBLE..... | TERRYNN MILTON, 13 PTS-10 REB VS. TROY (JAN. 8, 2022) |
| RECORDED A TRIPLE-DOUBLE..... | KRYSTAL BUCHANAN, 23 PTS-10 REB-10 AST VS. SAM HOUSTON (JAN. 14, 2002) |
| RECORDED CONSECUTIVE DOUBLE-DOUBLES..... | MARIE BENSON, 17 PTS-14 REB VS. LITTLE ROCK AND 20 PTS-15 REB VS. TEXAS STATE (FEB. 15 & 22, 2020) |
| FIVE PLAYERS SCORED IN DOUBLE FIGURES..... | SHYIA SMITH, BRE WICKWARE, TERRYNN MILTON, CAMRYN HAWKINS, BARBARA BENSON VS. ULM (FEB. 5, 2021) |
| NO PLAYERS SCORED IN DOUBLE FIGURES..... | AT BAYLOR (NOV. 13, 2015) |
| TWO PLAYERS SCORED 20 POINTS..... | STARR JACOBS (27) & DE'SHA BENJAMIN (20) VS. KANSAS CITY (NOV. 28, 2021) |
| TWO PLAYERS HAD 10 REBOUNDS..... | MARIE BENSON (14) & KATIE FERRELL (11) AT ULM (MAR. 7, 2020) |
| THREE PLAYERS HAD 10 REBOUNDS..... | KATIE FERRELL (11), EMMA HALVERSON (11), & BRE WICKWARE (10) VS. TEXAS A&M-COMMERCE (NOV. 25, 2020) |
| PLAYED EVERY MINUTE..... | 40, CRYSTAL ALLEN AT GEORGIA TECH (DEC. 10, 2017) |
| PLAYED MORE THAN 40 MINUTES..... | 43, CIERRA JOHNSONL AT ULM (FEB. 23, 2019) |
| BACK-TO-BACK 20 POINT GAMES..... | STARR JACOBS AT LOUISIANA (24) AND AT ULM (20) (DEC. 30, 2021 & JAN. 1, 2022) |
| BACK-TO-BACK 25 POINT GAMES..... | STARR JACOBS AT UNLV (28) AND VS. KANSAS CITY (27) (NOV. 27 & 28, 2021) |

DOUBLE-DIGIT PERFORMANCES

| | 10+ POINTS | 20+ POINTS | 30+ POINTS | 10+ REBOUNDS | 10+ ASSISTS | DOUBLE-DOUBLE |
|------------------|------------|------------|------------|--------------|-------------|---------------|
| DE'SHA BENJAMIN | 3 | 2 | | | | |
| OLYMPIA CHANEY | | | | | | |
| CLAIRE CHASTAIN | 4 | | | | | |
| KATIE FERRELL | | | | | | |
| EMMA HALVERSON | 1 | | | | | |
| CAMRYN HAWKINS | 1 | | | | | |
| STARR JACOBS | 6 | 6 | | | | |
| RENIYA JONES | | | | | | |
| CASSIDEE KINSLOW | | | | | | |
| AALIYAH MCMILLAN | | | | | | |
| TERRYN MILTON | 7 | 1 | | 1 | | 1 |
| STEPHANIE MOSLEY | | | | | | |
| SHYIA SMITH | 1 | | | | | |
| JORDYN TURNER | | | | | | |

TOP PERFORMANCES

UTA HIGHS

| | |
|----------------------------|---|
| POINTS | 28, STARR JACOBS AT UNLV (NOV. 27, 2021) |
| POINTS IN A QUARTER | 11 2X, LAST (2Q), STARR JACOBS AT LOUISIANA (DEC. 30, 2021) |
| POINTS IN A HALF | 20 (2H), STARR JACOBS VS. SAM HOUSTON (NOV. 13, 2021) |
| FIELD GOALS | 14, STARR JACOBS AT UNLV (NOV. 27, 2021) |
| FIELD GOALS ATTEMPTED | 24, STARR JACOBS AT UNLV (NOV. 27, 2021) |
| FG % (MIN. 5 MADE) | 9-12 (.750), STARR JACOBS VS. RICE (DEC. 4, 2021) |
| 3PT FIELD GOALS | 4, DE'SHA BENJAMIN AT NORTH TEXAS (NOV. 27, 2021) |
| 3PT FG ATTEMPTED | 8, DE'SHA BENJAMIN AT NORTH TEXAS (NOV. 27, 2021) |
| 3PT FG % (MIN. 2 MADE) | 2-2 (1.000), TERRYN MILTON AT NORTH TEXAS (NOV. 20, 2021) |
| FREE THROWS | 10, TERRYN MILTON VS. HOUSTON (NOV. 17, 2021) |
| FREE THROW ATTEMPTS | 12, TERRYN MILTON VS. HOUSTON (NOV. 17, 2021) |
| FREE THROW % (MIN. 5 MADE) | 8-8 (1.000), SHYIA SMITH VS. SAM HOUSTON (NOV. 13, 2021) |
| REBOUNDS | 10, TERRYN MILTON VS. TROY (JAN. 8, 2022) |
| ASSISTS | 9, TERRYN MILTON VS. SAM HOUSTON (NOV. 13, 2021) |
| TURNOVERS | 6, DE'SHA BENJAMIN AT OKLAHOMA STATE (DEC. 17, 2021) |
| BLOCKED SHOTS | 2, 5X LAST KATIE FERRELL AT ULM (JAN. 1, 2022) |
| STEALS | 5, 3X LAST TERRYN MILTON AT ULM (JAN. 1, 2022) |

OPPONENT HIGHS

| | |
|----------------------------|--|
| POINTS | 38, NAOMIE ALNTAS, KANSAS CITY (NOV. 28, 2021) |
| POINTS IN A QUARTER | 17 (4Q), NAOMIE ALNTAS, KANSAS CITY (NOV. 28, 2021) |
| POINTS IN A HALF | 26 (2H), NAOMIE ALNTAS, KANSAS CITY (NOV. 28, 2021) |
| FIELD GOALS | 12, NAOMIE ALNTAS, KANSAS CITY (NOV. 28, 2021) |
| FIELD GOALS ATTEMPTED | 24, LAUREN FIELDS, OKLAHOMA STATE (DEC. 17, 2021) |
| FG % (MIN. 5 MADE) | 8-9 (.889), NALYSSA SMITH, BAYLOR (NOV. 11, 2021) |
| 3PT FIELD GOALS | 6, NAOMIE ALNTAS, KANSAS CITY (NOV. 28, 2021) |
| 3PT FG ATTEMPTED | 11, 2X LAST QUINCY NOBLE, NORTH TEXAS (NOV. 20, 2021) |
| 3PT FG % (MIN. 2 MADE) | 6-7 (.857), NAOMIE ALNTAS, KANSAS CITY (NOV. 28, 2021) |
| FREE THROWS | 8, NAOMIE ALNTAS, KANSAS CITY (NOV. 28, 2021) |
| FREE THROW ATTEMPTS | 9, NAOMIE ALNTAS, KANSAS CITY (NOV. 28, 2021) |
| FREE THROW % (MIN. 5 MADE) | 5-5 (1.000), NALYSSA SMITH, BAYLOR (NOV. 11, 2021) |
| REBOUNDS | 20, BETHY MUNUNGA, SOUTH FLORIDA (DEC. 2, 2021) |
| ASSISTS | 11, ELISA PINZAN, SOUTH FLORIDA (DEC. 2, 2021) |
| TURNOVERS | 7, BRE SUTTON, ULM (JAN. 1, 2022) |
| BLOCKED SHOTS | 6, JHILEIYA DUNLAP, TROY (JAN. 8, 2022) |
| STEALS | 4, 2X LAST ELISA PINZAN, SOUTH FLORIDA (DEC. 2, 2021) |

UTA TOP INDIVIDUAL PERFORMANCES

| | |
|------------------|---|
| POINTS | |
| 28 | STARR JACOBS AT UNLV (NOV. 27, 2021) |
| 27 | STARR JACOBS VS. KANSAS CITY (NOV. 28, 2021) |
| 26 | TERRYN MILTON VS. HOUSTON (NOV. 17, 2021) |
| 26 | STARR JACOBS VS. SAM HOUSTON (NOV. 13, 2021) |
| 24 | STARR JACOBS AT LOUISIANA (DEC. 30, 2021) |
| 20 | STARR JACOBS AT ULM (JAN. 1, 2022) |
| 20 | STARR JACOBS VS. RICE (DEC. 2, 2021) |
| 20 | DE'SHA BENJAMIN VS. KANSAS CITY (NOV. 28, 2021) |
| 20 | DE'SHA BENJAMIN AT NORTH TEXAS (NOV. 20, 2021) |
| REBOUNDS | |
| 10 | TERRYN MILTON VS. TROY (JAN. 8, 2022) |
| 9 | STARR JACOBS VS. SOUTH FLORIDA (DEC. 2, 2021) |
| 9 | KATIE FERRELL AT UNLV (NOV. 27, 2021) |
| 9 | STARR JACOBS AT UNLV (NOV. 27, 2021) |
| ASSISTS | |
| 9 | TERRYN MILTON VS. SAM HOUSTON (NOV. 13, 2021) |
| 8 | KATIE FERRELL AT UNLV (NOV. 27, 2021) |
| 7 | KATIE FERRELL AT LOUISIANA (DEC. 30, 2021) |
| 7 | KATIE FERRELL VS. RICE (DEC. 4, 2021) |
| 7 | TERRYN MILTON VS. KANSAS CITY (NOV. 28, 2021) |
| 7 | KATIE FERRELL AT NORTH TEXAS (NOV. 20, 2021) |
| BLOCKS | |
| 2 | KATIE FERRELL AT ULM (JAN. 1, 2022) |
| 2 | CLAIRE CHASTAIN AT OKLAHOMA STATE (DEC. 17, 2021) |
| 2 | CLAIRE CHASTAIN VS. RICE (DEC. 4, 2021) |
| 2 | KATIE FERRELL VS. RICE (DEC. 4, 2021) |
| 2 | STARR JACOBS VS. HOUSTON (NOV. 17, 2021) |
| STEALS | |
| 5 | TERRYN MILTON AT ULM (JAN. 1, 2022) |
| 5 | KATIE FERRELL AT LOUISIANA (DEC. 30, 2021) |
| 5 | STARR JACOBS VS. HOUSTON (NOV. 17, 2021) |
| 4 | TERRYN MILTON VS. TROY (JAN. 8, 2022) |
| 4 | STARR JACOBS AT UNLV (NOV. 27, 2021) |
| 4 | STARR JACOBS AT NORTH TEXAS (NOV. 20, 2021) |
| 4 | STARR JACOBS VS. SAM HOUSTON (NOV. 13, 2021) |
| FREE THROWS MADE | |
| 10 | TERRYN MILTON VS. HOUSTON (NOV. 17, 2021) |
| 8 | CLAIRE CHASTAIN AT UNLV (NOV. 27, 2021) |
| 8 | SHYIA SMITH VS. SAM HOUSTON (NOV. 13, 2021) |
| 7 | CLAIRE CHASTAIN VS. SOUTH FLORIDA (DEC. 2, 2021) |

LEADS & DEFICITS

| DATE | OPPONENT | LARGEST LEAD | LARGEST DEFECIT | FINAL SCORE |
|-------|----------------------|-----------------|-----------------|---------------|
| 11/11 | #7/8 BAYLOR | - | 30 - 4TH (4:05) | L, 54-81 |
| 11/13 | SAM HOUSTON | 21 - 4TH (1:04) | - | W, 72-54 |
| 11/17 | HOUSTON | 7 - 1ST (1:47) | 15 - 2ND (0:24) | W, 69-66 (OT) |
| 11/20 | AT NORTH TEXAS | 4 - 4TH (6:22) | 11 - 2ND (7:32) | W, 75-74 (OT) |
| 11/27 | AT UNLV | 10 - 1ST (0:37) | 8 - 2ND (0:29) | W, 75-72 |
| 11/28 | VS KANSAS CITY | 6 - 1ST (2:51) | 12 - 4TH (3:05) | L, 76-85 |
| 12/2 | #13/17 SOUTH FLORIDA | 8 - 4TH (1:35) | 3 - 1ST (7:35) | W, 61-56 |
| 12/4 | RICE | 22 - 4TH (8:49) | 5 - 1ST (4:03) | W, 73-65 |
| 12/17 | AT OKLAHOMA STATE | 2 - 1ST (9:36) | 17 - 4TH (2:49) | L, 46-61 |
| 12/30 | AT LOUISIANA* | 15 - 3RD (8:56) | 2 - 1ST (9:40) | W, 62-60 |
| 1/1 | AT ULM* | 20 - 4TH (2:41) | 8 - 1ST (6:36) | W, 72-56 |
| 1/8 | TROY* | 11 - 1ST (3:18) | 14 - 4TH (1:21) | L, 48-59 |

GAME-BY-GAME STARTING LINEUPS

| DATE | OPPONENT | 1 | 2 | 3 | 4 | 5 | RECORD |
|-------|----------------------|--------|----------|----------|---------|--------|--------|
| 11/11 | #7/8 BAYLOR | MILTON | CHASTAIN | BENJAMIN | SMITH | JACOBS | - |
| 11/13 | SAM HOUSTON | MILTON | CHASTAIN | BENJAMIN | SMITH | JACOBS | 1-1 |
| 11/17 | HOUSTON | MILTON | CHASTAIN | BENJAMIN | FERRELL | JACOBS | - |
| 11/20 | AT NORTH TEXAS | MILTON | CHASTAIN | BENJAMIN | FERRELL | JACOBS | - |
| 11/27 | AT UNLV | MILTON | CHASTAIN | BENJAMIN | FERRELL | JACOBS | - |
| 11/28 | VS KANSAS CITY | MILTON | CHASTAIN | BENJAMIN | FERRELL | JACOBS | - |
| 12/2 | #13/17 SOUTH FLORIDA | MILTON | CHASTAIN | BENJAMIN | FERRELL | JACOBS | - |
| 12/4 | RICE | MILTON | CHASTAIN | BENJAMIN | FERRELL | JACOBS | 5-1 |
| 12/17 | AT OKLAHOMA STATE | JONES | CHASTAIN | BENJAMIN | FERRELL | JACOBS | 0-1 |
| 12/30 | AT LOUISIANA* | MILTON | CHASTAIN | BENJAMIN | FERRELL | JACOBS | - |
| 1/1 | AT ULM* | MILTON | CHASTAIN | BENJAMIN | FERRELL | JACOBS | - |
| 1/8 | TROY* | MILTON | CHASTAIN | BENJAMIN | FERRELL | JACOBS | 7-2 |

TEAM LEADERS



POINTS
JACOBS - 19.2 PPG



REBOUNDS
FERRELL - 5.8 RPG



ASSISTS
FERRELL - 4.9 APG



FG%
JACOBS - .566



3-POINT FG%
BENJAMIN - .297

GAME-BY-GAME LEADERS

| DATE | OPPONENT | W/L | POINTS | REBOUNDS | ASSISTS | STEALS | BLOCKS |
|-------|----------------------|---------------|---------------|---------------|---------------|-------------|---------------|
| 11/11 | #7/8 BAYLOR | L, 54-81 | 14 - JACOBS | 8 - MILTON | 5 - MILTON | 3 - FERRELL | 1 - 4 PLAYERS |
| 11/13 | SAM HOUSTON | W, 72-54 | 26 - JACOBS | 6 - FERRELL | 9 - MILTON | 4 - JACOBS | 1 - 2 PLAYERS |
| 11/17 | HOUSTON | W, 69-66 (OT) | 26 - MILTON | 7 - FERRELL | 7 - FERRELL | 5 - JACOBS | 2 - JACOBS |
| 11/20 | AT NORTH TEXAS | W, 75-74 (OT) | 20 - BENJAMIN | 7 - 2 PLAYERS | 6 - FERRELL | 4 - JACOBS | 1 - 2 PLAYERS |
| 11/27 | AT UNLV | W, 75-72 | 28 - JACOBS | 9 - 2 PLAYERS | 8 - FERRELL | 4 - JACOBS | 1 - 2 PLAYERS |
| 11/28 | VS KANSAS CITY | L, 76-85 | 27 - JACOBS | 5 - MILTON | 7 - MILTON | 3 - JACOBS | NONE |
| 12/2 | #13/17 SOUTH FLORIDA | W, 61-56 | 14 - MILTON | 9 - JACOBS | 4 - 2 PLAYERS | 1 - JACOBS | 1 - 2 PLAYERS |
| 12/4 | RICE | W, 73-65 | 20 - JACOBS | 8 - JACOBS | 7 - FERRELL | 3 - JACOBS | 2 - 2 PLAYERS |
| 12/17 | AT OKLAHOMA STATE | L, 46-61 | 14 - JACOBS | 7 - FERRELL | 5 - FERRELL | 2 - FERRELL | 2 - CHASTAIN |
| 12/30 | AT LOUISIANA* | W, 62-60 | 24 - JACOBS | 6 - 2 PLAYERS | 7 - FERRELL | 5 - FERRELL | 1 - CHASTAIN |
| 1/1 | AT ULM* | W, 72-56 | 20 - JACOBS | 8 - 2 PLAYERS | 4 - HALVERSON | 5 - MILTON | 2 - FERRELL |
| 1/8 | TROY* | L, 48-59 | 14 - JACOBS | 10 - MILTON | 5 - FERRELL | 4 - MILTON | 1 - 2 PLAYERS |

SEASON LEADER TOTALS (INCLUDES TIES)

| POINTS | | REBOUNDS | | ASSISTS | | STEALS | | BLOCKS | |
|----------|---|-----------|---|-----------|---|---------|---|-----------|---|
| JACOBS | 9 | MILTON | 3 | MILTON | 3 | FERRELL | 3 | CHASTAIN | 5 |
| MILTON | 2 | FERRELL | 7 | FERRELL | 8 | JACOBS | 7 | JACOBS | 3 |
| BENJAMIN | 1 | JACOBS | 4 | JACOBS | 1 | MILTON | 2 | HALVERSON | 2 |
| | | BENJAMIN | 1 | HALVERSON | 1 | | | FERRELL | 6 |
| | | HALVERSON | 1 | | | | | BENJAMIN | 3 |
| | | | | | | | | MILTON | 1 |



STEPHANIE MOSLEY
F | 6-0 | FR. | MANSFIELD, TEXAS

SEASON-HIGHS

| | |
|----------------|------------------------------------|
| POINTS | 2, AT ULM (JAN. 1, 2022) |
| FG | 1, AT ULM (JAN. 1, 2022) |
| FGA | 2, AT ULM (JAN. 1, 2022) |
| 3FG | - |
| 3FGA | 1, AT ULM (JAN. 1, 2022) |
| FT | - |
| FTA | - |
| REBOUNDS | 1, VS. SAM HOUSTON (NOV. 13, 2021) |
| ASSISTS | - |
| STEALS | - |
| BLOCKS | - |
| DOUBLE-DOUBLES | - |

CAREER-HIGHS

| | |
|----------------|------------------------------------|
| POINTS | 2, AT ULM (JAN. 1, 2022) |
| FG | 1, AT ULM (JAN. 1, 2022) |
| FGA | 2, AT ULM (JAN. 1, 2022) |
| 3FG | - |
| 3FGA | 1, AT ULM (JAN. 1, 2022) |
| FT | - |
| FTA | - |
| REBOUNDS | 1, VS. SAM HOUSTON (NOV. 13, 2021) |
| ASSISTS | - |
| STEALS | - |
| BLOCKS | - |
| DOUBLE-DOUBLES | - |

GAME-BY-GAME STATS

| Opponent | Date | GS | MIN | Total | | 3-Pointers | | Free throws | | Rebounds | | | | PF | A | TO | BLK | STL | PTS | AVG |
|---------------|------------|----------|--------------|------------|-------------|------------|-------------|-------------|-------------|----------|----------|----------|------------|----------|----------|----------|----------|----------|----------|------------|
| | | | | FG-FGA | PCT | 3FG-3FGA | PCT | FT-FTA | PCT | OFF | DEF | TOT | AVG | | | | | | | |
| Sam Houston | 11/13/2021 | | 00:45 | 0-1 | .000 | 0-0 | .000 | 0-0 | .000 | 1 | 0 | 1 | 1.0 | 0 | 0 | 0 | 0 | 0 | 0 | 0.0 |
| Rice | 12/04/2021 | | 01:46 | 0-1 | .000 | 0-0 | .000 | 0-0 | .000 | 0 | 0 | 0 | 0.5 | 1 | 0 | 0 | 0 | 0 | 0 | 0.0 |
| at La.-Monroe | 01/01/2022 | | 07:59 | 1-2 | .500 | 0-1 | .000 | 0-0 | .000 | 0 | 0 | 0 | 0.3 | 1 | 0 | 1 | 0 | 0 | 2 | 0.7 |
| Totals | | 0 | 10:30 | 1-4 | .250 | 0-1 | .000 | 0-0 | .000 | 1 | 0 | 1 | 0.3 | 2 | 0 | 1 | 0 | 0 | 2 | 0.7 |

CAREER STATS

| Season | GP-GS | Min/Avg | Total | | 3-Ptr | | F-Throws | | Rebounds | | | | PF | FO | A | TO | Blk | Stl | Pts | Avg |
|--------------|------------|---------------|------------|-------------|------------|-------------|------------|-------------|----------|----------|----------|------------|----------|----------|----------|----------|----------|----------|----------|------------|
| | | | FG-FGA | Pct | FG-FGA | Pct | FT-FTA | Pct | Off | Def | Tot | Avg | | | | | | | | |
| 2021-22 | 3-0 | 12/4.0 | 1-4 | .250 | 0-1 | .000 | 0-0 | .000 | 1 | 0 | 1 | 0.3 | 2 | 0 | 0 | 1 | 0 | 0 | 2 | 0.7 |
| Total | 3-0 | 12/4.0 | 1-4 | .250 | 0-1 | .000 | 0-0 | .000 | 1 | 0 | 1 | 0.3 | 2 | 0 | 0 | 1 | 0 | 0 | 2 | 0.7 |



OLYMPIA CHANEY
G | 5-8 | FR. | ATLANTA, GA.

SEASON-HIGHS

| | |
|----------------|------------------------------------|
| POINTS | 3, VS. SAM HOUSTON (NOV. 13, 2021) |
| FG | 1, VS. BAYLOR (NOV. 11, 2021) |
| FGA | 5, VS. RICE (DEC. 4, 2021) |
| 3FG | - |
| 3FGA | 2, VS. RICE (DEC. 4, 2021) |
| FT | 3, VS. SAM HOUSTON (NOV. 13, 2021) |
| FTA | 4, VS. SAM HOUSTON (NOV. 13, 2021) |
| REBOUNDS | 3, VS. RICE (DEC. 4, 2021) |
| ASSISTS | 1, VS. HOUSTON (NOV. 17, 2021) |
| STEALS | 1, VS. SAM HOUSTON (NOV. 13, 2021) |
| BLOCKS | - |
| DOUBLE-DOUBLES | - |

CAREER-HIGHS

| | |
|----------------|------------------------------------|
| POINTS | 3, VS. SAM HOUSTON (NOV. 13, 2021) |
| FG | 1, VS. BAYLOR (NOV. 11, 2021) |
| FGA | 5, VS. RICE (DEC. 4, 2021) |
| 3FG | - |
| 3FGA | 2, VS. RICE (DEC. 4, 2021) |
| FT | 3, VS. SAM HOUSTON (NOV. 13, 2021) |
| FTA | 4, VS. SAM HOUSTON (NOV. 13, 2021) |
| REBOUNDS | 3, VS. RICE (DEC. 4, 2021) |
| ASSISTS | 1, VS. HOUSTON (NOV. 17, 2021) |
| STEALS | 1, VS. SAM HOUSTON (NOV. 13, 2021) |
| BLOCKS | - |
| DOUBLE-DOUBLES | - |

GAME-BY-GAME STATS

| Opponent | Date | GS | MIN | Total | | 3-Pointers | | Free throws | | Rebounds | | | | PF | A | TO | BLK | STL | PTS | AVG |
|----------------|------------|----------|--------------|-------------|-------------|------------|-------------|-------------|-------------|----------|----------|----------|------------|----------|----------|----------|----------|----------|----------|------------|
| | | | | FG-FGA | PCT | 3FG-3FGA | PCT | FT-FTA | PCT | OFF | DEF | TOT | AVG | | | | | | | |
| Baylor | 11/11/2021 | | 05:36 | 1-2 | .500 | 0-0 | .000 | 0-0 | .000 | 1 | 0 | 1 | 1.0 | 1 | 0 | 0 | 0 | 0 | 2 | 2.0 |
| Sam Houston | 11/13/2021 | | 14:16 | 0-1 | .000 | 0-0 | .000 | 3-4 | .750 | 0 | 2 | 2 | 1.5 | 2 | 0 | 2 | 0 | 1 | 3 | 2.5 |
| Houston | 11/17/2021 | | 02:08 | 0-1 | .000 | 0-1 | .000 | 0-0 | .000 | 0 | 0 | 0 | 1.0 | 0 | 1 | 0 | 0 | 0 | 0 | 1.7 |
| at North Texas | 11/20/2021 | | 01:16 | 0-0 | .000 | 0-0 | .000 | 0-0 | .000 | 0 | 0 | 0 | 0.8 | 0 | 0 | 0 | 0 | 0 | 0 | 1.3 |
| Rice | 12/04/2021 | | 11:51 | 0-5 | .000 | 0-2 | .000 | 0-0 | .000 | 0 | 3 | 3 | 1.2 | 1 | 0 | 2 | 0 | 1 | 0 | 1.0 |
| at La.-Monroe | 01/01/2022 | | 03:48 | 0-2 | .000 | 0-0 | .000 | 0-0 | .000 | 1 | 0 | 1 | 1.2 | 0 | 0 | 1 | 0 | 0 | 0 | 0.8 |
| Totals | | 0 | 38:55 | 1-11 | .091 | 0-3 | .000 | 3-4 | .750 | 2 | 5 | 7 | 1.2 | 4 | 1 | 5 | 0 | 2 | 5 | 0.8 |

CAREER STATS

| Season | GP-GS | Min/Avg | Total | | 3-Ptr | | F-Throws | | Rebounds | | | | PF | FO | A | TO | Blk | Stl | Pts | Avg |
|--------------|------------|---------------|-------------|-------------|------------|-------------|------------|-------------|----------|----------|----------|------------|----------|----------|----------|----------|----------|----------|----------|------------|
| | | | FG-FGA | Pct | FG-FGA | Pct | FT-FTA | Pct | Off | Def | Tot | Avg | | | | | | | | |
| 2021-22 | 6-0 | 39/6.5 | 1-11 | .091 | 0-3 | .000 | 3-4 | .750 | 2 | 5 | 7 | 1.2 | 4 | 0 | 1 | 5 | 0 | 2 | 5 | 0.8 |
| Total | 6-0 | 39/6.5 | 1-11 | .091 | 0-3 | .000 | 3-4 | .750 | 2 | 5 | 7 | 1.2 | 4 | 0 | 1 | 5 | 0 | 2 | 5 | 0.8 |

2

RENIYA JONES
G | 5-8 | FR. | WASHINGTON, DC.

SEASON-HIGHS

| | |
|----------------|----------------------------------|
| POINTS | 8. VS. RICE (DEC. 4, 2021) |
| FG | 2. VS. RICE (DEC. 4, 2021) |
| FGA | 5. 2X LAST AT ULM (JAN. 1, 2022) |
| 3FG | 2. VS. RICE (DEC. 4, 2021) |
| 3FGA | 4. 2X LAST AT ULM (JAN. 1, 2022) |
| FT | 2. 2X LAST AT ULM (JAN. 1, 2022) |
| FTA | 2. 2X LAST AT ULM (JAN. 1, 2022) |
| REBOUNDS | 2. AT ULM (JAN. 1, 2022) |
| ASSISTS | 2. AT ULM (JAN. 1, 2022) |
| STEALS | 1. VS. RICE (DEC. 4, 2021) |
| BLOCKS | - |
| DOUBLE-DOUBLES | - |

CAREER-HIGHS

| | |
|----------------|----------------------------------|
| POINTS | 8. VS. RICE (DEC. 4, 2021) |
| FG | 2. VS. RICE (DEC. 4, 2021) |
| FGA | 5. 2X LAST AT ULM (JAN. 1, 2022) |
| 3FG | 2. VS. RICE (DEC. 4, 2021) |
| 3FGA | 4. 2X LAST AT ULM (JAN. 1, 2022) |
| FT | 2. 2X LAST AT ULM (JAN. 1, 2022) |
| FTA | 2. 2X LAST AT ULM (JAN. 1, 2022) |
| REBOUNDS | 2. AT ULM (JAN. 1, 2022) |
| ASSISTS | 2. AT ULM (JAN. 1, 2022) |
| STEALS | 1. VS. RICE (DEC. 4, 2021) |
| BLOCKS | - |
| DOUBLE-DOUBLES | - |


GAME-BY-GAME STATS

| Opponent | Date | GS | MIN | Total | | 3-Pointers | | Free throws | | Rebounds | | | | PF | A | TO | BLK | STL | PTS | AVG |
|-----------------|------------|----------|--------------|-------------|-------------|-------------|-------------|-------------|--------------|----------|----------|----------|------------|-----------|----------|----------|----------|----------|-----------|------------|
| | | | | FG-FGA | PCT | 3FG-3FGA | PCT | FT-FTA | PCT | OFF | DEF | TOT | AVG | | | | | | | |
| Baylor | 11/11/2021 | | 03:21 | 0-1 | .000 | 0-1 | .000 | 0-0 | .000 | 0 | 0 | 0 | 0.0 | 1 | 0 | 0 | 0 | 0 | 0 | 0.0 |
| Sam Houston | 11/13/2021 | | 07:60 | 0-3 | .000 | 0-1 | .000 | 0-0 | .000 | 0 | 1 | 1 | 0.5 | 2 | 1 | 2 | 0 | 0 | 0 | 0.0 |
| Houston | 11/17/2021 | | 05:16 | 0-2 | .000 | 0-1 | .000 | 0-0 | .000 | 1 | 0 | 1 | 0.7 | 1 | 0 | 1 | 0 | 0 | 0 | 0.0 |
| at North Texas | 11/20/2021 | | 11:14 | 0-0 | .000 | 0-0 | .000 | 0-0 | .000 | 0 | 0 | 0 | 0.5 | 0 | 0 | 0 | 0 | 0 | 0 | 0.0 |
| at UNLV | 11/27/2021 | | 06:21 | 1-2 | .500 | 1-1 | 1.000 | 0-0 | .000 | 0 | 1 | 1 | 0.6 | 2 | 0 | 0 | 0 | 0 | 3 | 0.6 |
| vs Kansas City | 11/28/2021 | | 06:02 | 0-0 | .000 | 0-0 | .000 | 0-0 | .000 | 0 | 0 | 0 | 0.5 | 1 | 0 | 0 | 0 | 0 | 0 | 0.5 |
| South Fla. | 12/02/2021 | | 09:39 | 1-2 | .500 | 0-0 | .000 | 0-0 | .000 | 0 | 0 | 0 | 0.4 | 1 | 1 | 0 | 0 | 0 | 2 | 0.7 |
| Rice | 12/04/2021 | | 17:19 | 2-5 | .400 | 2-4 | .500 | 2-2 | 1.000 | 0 | 1 | 1 | 0.5 | 4 | 1 | 2 | 0 | 1 | 8 | 1.6 |
| at Oklahoma St. | 12/17/2021 | * | 10:08 | 0-1 | .000 | 0-0 | .000 | 0-0 | .000 | 0 | 1 | 1 | 0.6 | 0 | 0 | 0 | 0 | 0 | 0 | 1.4 |
| at La.-Monroe | 01/01/2022 | | 15:07 | 0-5 | .000 | 0-4 | .000 | 2-2 | 1.000 | 1 | 1 | 2 | 0.7 | 1 | 2 | 1 | 0 | 0 | 2 | 1.5 |
| Troy | 01/08/2022 | | 05:26 | 1-3 | .333 | 1-2 | .500 | 0-0 | .000 | 0 | 0 | 0 | 0.6 | 2 | 0 | 0 | 0 | 0 | 3 | 1.6 |
| Totals | | 1 | 97:53 | 5-24 | .208 | 4-14 | .286 | 4-4 | 1.000 | 2 | 5 | 7 | 0.6 | 15 | 5 | 6 | 0 | 1 | 18 | 1.6 |

CAREER STATS

| Season | GP-GS | Min/Avg | Total | | 3-Ptr | | F-Throws | | Rebounds | | | | PF | FO | A | TO | Blk | Stl | Pts | Avg |
|--------------|-------------|---------------|-------------|-------------|-------------|-------------|------------|--------------|----------|----------|----------|------------|-----------|----------|----------|----------|----------|----------|-----------|------------|
| | | | FG-FGA | Pct | FG-FGA | Pct | FT-FTA | Pct | Off | Def | Tot | Avg | | | | | | | | |
| 2021-22 | 11-1 | 99/9.0 | 5-24 | .208 | 4-14 | .286 | 4-4 | 1.000 | 2 | 5 | 7 | 0.6 | 15 | 0 | 5 | 6 | 0 | 1 | 18 | 1.6 |
| Total | 11-1 | 99/9.0 | 5-24 | .208 | 4-14 | .286 | 4-4 | 1.000 | 2 | 5 | 7 | 0.6 | 15 | 0 | 5 | 6 | 0 | 1 | 18 | 1.6 |

4

STARR JACOBS
F | 6-2 | JR. | DALLAS, TEXAS

SEASON-HIGHS

| | |
|----------------|-------------------------------------|
| POINTS | 28. AT UNLV (NOV. 27, 2021) |
| FG | 14. AT UNLV (NOV. 27, 2021) |
| FGA | 24. AT UNLV (NOV. 27, 2021) |
| 3FG | - |
| 3FGA | 1. 2X LAST AT UNLV (NOV. 27, 2021) |
| FT | 6. 2X LAST AT ULM (JAN. 1, 2022) |
| FTA | 9. VS. SAM HOUSTON (NOV. 13, 2021) |
| REBOUNDS | 9. AT UNLV (NOV. 27, 2021) |
| ASSISTS | 4. VS. SOUTH FLORIDA (DEC. 2, 2021) |
| STEALS | 5. VS. HOUSTON (NOV. 17, 2021) |
| BLOCKS | 2. VS. HOUSTON (NOV. 17, 2021) |
| DOUBLE-DOUBLES | - |

CAREER-HIGHS

| | |
|----------------|--|
| POINTS | 40. VS. WEATHERFORD (MAR. 27, 2021) |
| FG | 14. VS. WEATHERFORD (MAR. 27, 2021) |
| FGA | 31. VS. WEATHERFORD (MAR. 27, 2021) |
| 3FG | 2. VS. ANGELINA (NOV. 23, 2019) |
| 3FGA | 4. VS. ANGELINA (NOV. 2, 2019) |
| FT | 12. VS. WEATHERFORD (MAR. 27, 2021) |
| FTA | 16. 3X LAS VS. WEATHERFORD (MAR. 27, 2021) |
| REBOUNDS | 19. VS. CISCO (JAN. 18, 2020) |
| ASSISTS | 9. VS. GRAYSON (FEB. 5, 2020) |
| STEALS | 8. VS. WEATHERFORD (MAR. 27, 2021) |
| BLOCKS | 5. 2X LAST AT GRAYSON (MAR. 24, 2021) |
| DOUBLE-DOUBLES | 20. LAST VS. WEATHERFORD (MAR. 27, 2021) |

GAME-BY-GAME STATS

| Opponent | Date | GS | MIN | Total | | 3-Pointers | | Free throws | | Rebounds | | | | PF | A | TO | BLK | STL | PTS | AVG |
|-----------------|------------|-----------|---------------|---------------|-------------|------------|-------------|--------------|-------------|-----------|-----------|-----------|------------|-----------|-----------|-----------|----------|-----------|------------|-------------|
| | | | | FG-FGA | PCT | 3FG-3FGA | PCT | FT-FTA | PCT | OFF | DEF | TOT | AVG | | | | | | | |
| Baylor | 11/11/2021 | * | 21:50 | 6-9 | .667 | 0-1 | .000 | 2-3 | .667 | 1 | 3 | 4 | 4.0 | 2 | 1 | 2 | 1 | 0 | 14 | 14.0 |
| Sam Houston | 11/13/2021 | * | 29:12 | 11-16 | .688 | 0-0 | .000 | 4-9 | .444 | 2 | 1 | 3 | 3.5 | 2 | 1 | 3 | 1 | 4 | 26 | 20.0 |
| Houston | 11/17/2021 | * | 28:11 | 6-13 | .462 | 0-0 | .000 | 2-6 | .333 | 1 | 4 | 5 | 4.0 | 3 | 1 | 5 | 2 | 5 | 14 | 18.0 |
| at North Texas | 11/20/2021 | * | 41:15 | 8-15 | .533 | 0-0 | .000 | 3-5 | .600 | 2 | 5 | 7 | 4.8 | 1 | 3 | 5 | 0 | 4 | 19 | 18.3 |
| at UNLV | 11/27/2021 | * | 33:35 | 14-24 | .583 | 0-1 | .000 | 0-2 | .000 | 4 | 5 | 9 | 5.6 | 1 | 1 | 3 | 0 | 4 | 28 | 20.2 |
| vs Kansas City | 11/28/2021 | * | 35:20 | 12-17 | .706 | 0-0 | .000 | 3-5 | .600 | 4 | 0 | 4 | 5.3 | 3 | 2 | 1 | 0 | 3 | 27 | 21.3 |
| South Fla. | 12/02/2021 | * | 33:26 | 5-11 | .455 | 0-0 | .000 | 0-1 | .000 | 2 | 7 | 9 | 5.9 | 2 | 4 | 3 | 0 | 1 | 10 | 19.7 |
| Rice | 12/04/2021 | * | 22:49 | 9-12 | .750 | 0-0 | .000 | 2-3 | .667 | 1 | 7 | 8 | 6.1 | 0 | 2 | 0 | 0 | 3 | 20 | 19.8 |
| at Oklahoma St. | 12/17/2021 | * | 31:22 | 6-12 | .500 | 0-0 | .000 | 2-7 | .286 | 0 | 6 | 6 | 6.1 | 2 | 1 | 1 | 1 | 1 | 14 | 19.1 |
| at Louisiana | 12/30/2021 | * | 31:35 | 9-18 | .500 | 0-0 | .000 | 6-8 | .750 | 2 | 3 | 5 | 6.0 | 4 | 1 | 2 | 0 | 2 | 24 | 19.6 |
| at La.-Monroe | 01/01/2022 | * | 24:38 | 7-12 | .583 | 0-0 | .000 | 6-6 | 1.000 | 0 | 3 | 3 | 5.7 | 2 | 3 | 1 | 1 | 0 | 20 | 19.6 |
| Troy | 01/08/2022 | * | 21:01 | 5-14 | .357 | 0-0 | .000 | 4-6 | .667 | 1 | 1 | 2 | 5.4 | 3 | 1 | 1 | 0 | 1 | 14 | 19.2 |
| Totals | | 12 | 354:13 | 98-173 | .566 | 0-2 | .000 | 34-61 | .557 | 20 | 45 | 65 | 5.4 | 25 | 21 | 27 | 6 | 28 | 230 | 19.2 |

CAREER STATS

| Season | GP-GS | Min/Avg | Total | | 3-Ptr | | F-Throws | | Rebounds | | | | PF | FO | A | TO | Blk | Stl | Pts | Avg |
|--------------|--------------|------------------|----------------|-------------|-------------|-------------|----------------|-------------|------------|------------|------------|------------|------------|----------|------------|------------|-----------|------------|-------------|-------------|
| | | | FG-FGA | Pct | FG-FGA | Pct | FT-FTA | Pct | Off | Def | Tot | Avg | | | | | | | | |
| 2019-20 | 24-24 | 576/24.0 | 160-285 | .561 | 3-9 | .333 | 110-169 | .651 | 49 | 156 | 205 | 8.5 | 58 | 1 | 68 | 65 | 21 | 63 | 433 | 18.0 |
| 2020-21 | 18-18 | 630/35.0 | 171-343 | .499 | 0-0 | .000 | 83-130 | .638 | 69 | 121 | 190 | 10.6 | 54 | 1 | 21 | 37 | 31 | 69 | 425 | 23.6 |
| 2021-22 | 12-12 | 352/29.3 | 98-173 | .566 | 0-2 | .000 | 34-61 | .557 | 20 | 45 | 65 | 5.4 | 25 | 0 | 21 | 27 | 6 | 28 | 230 | 19.2 |
| Total | 54-54 | 1558/28.9 | 429-801 | .536 | 3-11 | .273 | 227-360 | .631 | 138 | 322 | 460 | 8.5 | 137 | 2 | 110 | 129 | 58 | 160 | 1088 | 20.1 |

5



AALIYAH MCMILLAN

6 | 5-8 | FR. | SAN ANTONIO, TEXAS



| SEASON-HIGHS | |
|----------------|---|
| POINTS | - |
| FG | - |
| FGA | - |
| 3FG | - |
| 3FGA | - |
| FT | - |
| FTA | - |
| REBOUNDS | - |
| ASSISTS | - |
| STEALS | - |
| BLOCKS | - |
| DOUBLE-DOUBLES | - |

| CAREER-HIGHS | |
|----------------|---|
| POINTS | - |
| FG | - |
| FGA | - |
| 3FG | - |
| 3FGA | - |
| FT | - |
| FTA | - |
| REBOUNDS | - |
| ASSISTS | - |
| STEALS | - |
| BLOCKS | - |
| DOUBLE-DOUBLES | - |

1



CASSIDEE KINSLOW

1 | 6-0 | FR. | HUNTINGTON BEACH, CALIF.



| SEASON-HIGHS | |
|----------------|---|
| POINTS | - |
| FG | - |
| FGA | - |
| 3FG | - |
| 3FGA | - |
| FT | - |
| FTA | - |
| REBOUNDS | - |
| ASSISTS | - |
| STEALS | - |
| BLOCKS | - |
| DOUBLE-DOUBLES | - |

| CAREER-HIGHS | |
|----------------|---|
| POINTS | - |
| FG | - |
| FGA | - |
| 3FG | - |
| 3FGA | - |
| FT | - |
| FTA | - |
| REBOUNDS | - |
| ASSISTS | - |
| STEALS | - |
| BLOCKS | - |
| DOUBLE-DOUBLES | - |

GAME-BY-GAME STATS

CAREER STATS

| Season | GP-GS | Min/Avg | Total | | 3-Ptr | | F-Throws | | Rebounds | | | | PF | FO | A | TO | Blk | Stl | Pts | Avg |
|---------|-------|---------|--------|------|--------|------|----------|------|----------|-----|-----|-----|----|----|---|----|-----|-----|-----|-----|
| | | | FG-FGA | Pct | FG-FGA | Pct | FT-FTA | Pct | Off | Def | Tot | Avg | | | | | | | | |
| 2021-22 | 0-0 | 0/0.0 | 0-0 | .000 | 0-0 | .000 | 0-0 | .000 | 0 | 0 | 0 | 0.0 | 0 | 0 | 0 | 0 | 0 | 0 | 0 | 0.0 |
| Total | 0-0 | 0/0.0 | 0-0 | .000 | 0-0 | .000 | 0-0 | .000 | 0 | 0 | 0 | 0.0 | 0 | 0 | 0 | 0 | 0 | 0 | 0 | 0.0 |

GAME-BY-GAME STATS

CAREER STATS

| Season | GP-GS | Min/Avg | Total | | 3-Ptr | | F-Throws | | Rebounds | | | | PF | FO | A | TO | Blk | Stl | Pts | Avg |
|---------|-------|---------|--------|------|--------|------|----------|------|----------|-----|-----|-----|----|----|---|----|-----|-----|-----|-----|
| | | | FG-FGA | Pct | FG-FGA | Pct | FT-FTA | Pct | Off | Def | Tot | Avg | | | | | | | | |
| 2021-22 | 0-0 | 0/0.0 | 0-0 | .000 | 0-0 | .000 | 0-0 | .000 | 0 | 0 | 0 | 0.0 | 0 | 0 | 0 | 0 | 0 | 0 | 0 | 0.0 |
| Total | 0-0 | 0/0.0 | 0-0 | .000 | 0-0 | .000 | 0-0 | .000 | 0 | 0 | 0 | 0.0 | 0 | 0 | 0 | 0 | 0 | 0 | 0 | 0.0 |



CLAIRE CHASTAIN
G | 6-0 | SR. | SHAWNEE, OKLA.

SEASON-HIGHS

| | |
|----------------|---|
| POINTS | 15, AT NORTH TEXAS (NOV. 20, 2021) |
| FG | 4, 3X, LAST AT OKLAHOMA STATE (DEC. 17, 2021) |
| FGA | 16, AT NORTH TEXAS (NOV. 20, 2021) |
| 3FG | 2, VS. SAM HOUSTON (NOV. 13, 2021) |
| 3FGA | 7, VS. HOUSTON (NOV. 17, 2021) |
| FT | 8, AT UNLV (NOV. 27, 2021) |
| FTA | 9, 2X LAST VS. SOUTH FLORIDA (DEC. 2, 2021) |
| REBOUNDS | 6, 2X LAST VS. TROY (JAN. 8, 2022) |
| ASSISTS | 4, VS. RICE (DEC. 4, 2021) |
| STEALS | 1, 3X LAST AT OKLAHOMA STATE (DEC. 17, 2021) |
| BLOCKS | 2, 2X LAST AT OKLAHOMA STATE (DEC. 17, 2021) |
| DOUBLE-DOUBLES | - |

CAREER-HIGHS

| | |
|----------------|--|
| POINTS | 22, 2X, LAST VS. GEORGIA SOUTHERN (FEB. 29, 2020) |
| FG | 9, VS. GEORGIA SOUTHERN (FEB. 29, 2020) |
| FGA | 16, 3X, LAST AT NORTH TEXAS (NOV. 20, 2021) |
| 3FG | 5, AT APPALACHIAN STATE (JAN. 9, 2019) |
| 3FGA | 9, VS. ARKANSAS STATE (JAN. 2, 2020) |
| FT | 8, AT UNLV (NOV. 27, 2021) |
| FTA | 9, 3X LAST VS. SOUTH FLORIDA (DEC. 2, 2021) |
| REBOUNDS | 11, AT ULM (FEB. 23, 2019) |
| ASSISTS | 5, 2X, LAST VS. TEXAS A&M-COMMERCE (NOV. 25, 2020) |
| STEALS | 4, VS. GEORGIA STATE (FEB. 27, 2020) |
| BLOCKS | 3, VS. SMU (DEC. 22, 2019) |
| DOUBLE-DOUBLES | 1, AT ULM (FEB. 23, 2019) |



TERRYN MILTON
G | 5-9 | SR. | OWASSO, OKLA.

SEASON-HIGHS

| | |
|----------------|--|
| POINTS | 26, VS. HOUSTON (NOV. 17, 2021) |
| FG | 8, 2X LAST VS. KANSAS CITY (NOV. 28, 2021) |
| FGA | 14, VS. HOUSTON (NOV. 17, 2021) |
| 3FG | 2, AT NORTH TEXAS (NOV. 20, 2021) |
| 3FGA | 2, AT NORTH TEXAS (NOV. 20, 2021) |
| FT | 10, VS. HOUSTON (NOV. 17, 2021) |
| FTA | 12, VS. HOUSTON (NOV. 17, 2021) |
| REBOUNDS | 10, VS. TROY (JAN. 8, 2022) |
| ASSISTS | 9, VS. SAM HOUSTON (NOV. 13, 2021) |
| STEALS | 5, AT ULM (JAN. 1, 2022) |
| BLOCKS | 1, 2X LAST AT OKLAHOMA STATE (DEC. 17, 2021) |
| DOUBLE-DOUBLES | 1, LAST VS. TROY (JAN. 8, 2022) |

CAREER-HIGHS

| | |
|----------------|--|
| POINTS | 26, VS. HOUSTON (NOV. 17, 2021) |
| FG | 8, 3X LAST VS. KANSAS CITY (NOV. 28, 2021) |
| FGA | 14, VS. HOUSTON (NOV. 17, 2021) |
| 3FG | 3, 2X LAST VS. TEXAS STATE (MAR. 9, 2019) |
| 3FGA | 5, 2X LAST VS. TEXAS STATE (FEB. 22, 2020) |
| FT | 10, VS. HOUSTON (NOV. 17, 2021) |
| FTA | 12, VS. HOUSTON (NOV. 17, 2021) |
| REBOUNDS | 10, VS. TROY (JAN. 8, 2022) |
| ASSISTS | 12, VS. GEORGIA SOUTHERN (FEB. 29, 2020) |
| STEALS | 5, AT ULM (JAN. 1, 2022) |
| BLOCKS | 2, VS. APP STATE (MAR. 6, 2021) |
| DOUBLE-DOUBLES | 1, LAST VS. TROY (JAN. 8, 2022) |

GAME-BY-GAME STATS

| Opponent | Date | GS | MIN | Total FG-FGA PCT | 3-Pointers 3FG-3FGA PCT | Free throws FT-FTA PCT | Rebounds OFF DEF TOT AVG | PF | A | TO | BLK | STL | PTS | AVG |
|-----------------|------------|----|-----------|---------------------|----------------------------|---------------------------|-----------------------------|---------------------|-----------|-----------|-----------|----------|----------|----------------|
| Baylor | 11/11/2021 | * | 24:17 | 2-6 .333 | 1-2 .500 | 0-0 .000 | 0 1 1 1.0 | 3 | 0 | 0 | 1 | 0 | 5 | 5.0 |
| Sam Houston | 11/13/2021 | * | 27:51 | 4-9 .444 | 2-6 .333 | 4-5 .800 | 2 2 4 2.5 | 3 | 1 | 3 | 1 | 0 | 14 | 9.5 |
| Houston | 11/17/2021 | * | 34:53 | 2-11 .182 | 1-7 .143 | 3-3 1.000 | 2 4 6 3.7 | 1 | 3 | 1 | 1 | 1 | 8 | 9.0 |
| at North Texas | 11/20/2021 | * | 38:56 | 4-16 .250 | 1-6 .167 | 6-8 .750 | 2 3 5 4.0 | 4 | 1 | 2 | 0 | 0 | 15 | 10.5 |
| at UNLV | 11/27/2021 | * | 36:06 | 3-6 .500 | 1-2 .500 | 8-9 .889 | 0 3 3 3.8 | 4 | 0 | 0 | 0 | 0 | 15 | 11.4 |
| vs Kansas City | 11/28/2021 | * | 27:60 | 0-10 .000 | 0-6 .000 | 2-2 1.000 | 0 4 4 3.8 | 2 | 0 | 2 | 0 | 1 | 2 | 9.8 |
| South Fla. | 12/02/2021 | * | 32:20 | 3-10 .300 | 0-5 .000 | 7-9 .778 | 1 3 4 3.9 | 1 | 3 | 1 | 0 | 0 | 13 | 10.3 |
| Rice | 12/04/2021 | * | 23:57 | 1-5 .200 | 0-1 .000 | 2-2 1.000 | 1 3 4 3.9 | 1 | 4 | 0 | 2 | 0 | 4 | 9.5 |
| at Oklahoma St. | 12/17/2021 | * | 33:45 | 4-11 .364 | 0-3 .000 | 0-0 .000 | 1 4 5 4.0 | 2 | 2 | 5 | 2 | 1 | 8 | 9.3 |
| at Louisiana | 12/30/2021 | * | 29:51 | 3-9 .333 | 1-4 .250 | 2-2 1.000 | 1 3 4 4.0 | 3 | 0 | 3 | 1 | 0 | 9 | 9.3 |
| at La.-Monroe | 01/01/2022 | * | 25:16 | 2-9 .222 | 1-5 .200 | 1-2 .500 | 1 1 2 3.8 | 2 | 2 | 0 | 1 | 0 | 6 | 9.0 |
| Troy | 01/08/2022 | * | 35:12 | 2-13 .154 | 0-4 .000 | 0-0 .000 | 1 5 6 4.0 | 2 | 1 | 3 | 0 | 0 | 4 | 8.6 |
| Totals | | | 12 | 370:24 | 30-115 .261 | 8-51 .157 | 35-42 .833 | 12 36 48 4.0 | 28 | 17 | 20 | 9 | 3 | 103 8.6 |

CAREER STATS

| Season | GP-GS | Min/Avg | Total FG-FGA Pct | 3-Ptr FG-FGA Pct | F-Throws FT-FTA Pct | Rebounds Off Def Tot Avg | PF | FO | A | TO | Blk | Stl | Pts | Avg |
|--------------|--------------|------------------|---------------------|---------------------|------------------------|-----------------------------|------------|----------|------------|------------|-----------|-----------|------------|------------|
| 2018-19 | 28-13 | 543/19.4 | 92-217 .424 | 25-82 .305 | 58-76 .763 | 30 52 82 2.9 | 64 | 2 | 29 | 42 | 15 | 11 | 267 | 9.5 |
| 2019-20 | 32-30 | 883/27.6 | 132-330 .400 | 49-151 .325 | 37-58 .638 | 28 91 119 3.7 | 71 | 2 | 60 | 56 | 12 | 26 | 350 | 10.9 |
| 2020-21 | 3-1 | 57/19.0 | 5-27 .185 | 0-9 .000 | 2-2 1.000 | 4 3 7 2.3 | 5 | 0 | 7 | 2 | 2 | 1 | 12 | 4.0 |
| 2021-22 | 12-12 | 371/30.9 | 30-115 .261 | 8-51 .157 | 35-42 .833 | 12 36 48 4.0 | 28 | 0 | 17 | 20 | 9 | 3 | 103 | 8.6 |
| Total | 75-56 | 1854/24.7 | 259-689 .376 | 82-293 .280 | 132-178 .742 | 74 182 256 3.4 | 168 | 4 | 113 | 120 | 38 | 41 | 732 | 9.8 |

GAME-BY-GAME STATS

| Opponent | Date | GS | MIN | Total FG-FGA PCT | 3-Pointers 3FG-3FGA PCT | Free throws FT-FTA PCT | Rebounds OFF DEF TOT AVG | PF | A | TO | BLK | STL | PTS | AVG |
|-----------------|------------|----|-----------|---------------------|----------------------------|---------------------------|-----------------------------|---------------------|-----------|-----------|-----------|----------|-----------|-----------------|
| Baylor | 11/11/2021 | * | 32:00 | 2-11 .182 | 0-1 .000 | 4-4 1.000 | 3 5 8 8.0 | 3 | 5 | 2 | 0 | 1 | 8 | 8.0 |
| Sam Houston | 11/13/2021 | * | 29:51 | 3-8 .375 | 0-1 .000 | 1-1 1.000 | 0 4 4 6.0 | 2 | 9 | 1 | 0 | 3 | 7 | 7.5 |
| Houston | 11/17/2021 | * | 38:54 | 8-14 .571 | 0-1 .000 | 10-12 .833 | 1 3 4 5.3 | 1 | 3 | 2 | 0 | 3 | 26 | 13.7 |
| at North Texas | 11/20/2021 | * | 30:03 | 3-7 .429 | 2-2 1.000 | 0-0 .000 | 0 4 4 5.0 | 4 | 3 | 3 | 0 | 0 | 8 | 12.3 |
| at UNLV | 11/27/2021 | * | 32:59 | 3-7 .429 | 0-0 .000 | 4-4 1.000 | 1 1 2 4.4 | 3 | 3 | 1 | 0 | 2 | 10 | 11.8 |
| vs Kansas City | 11/28/2021 | * | 38:13 | 8-13 .615 | 0-0 .000 | 2-3 .667 | 2 3 5 4.5 | 2 | 7 | 0 | 0 | 1 | 18 | 12.8 |
| South Fla. | 12/02/2021 | * | 32:13 | 5-10 .500 | 0-0 .000 | 4-4 1.000 | 2 3 5 4.6 | 1 | 2 | 3 | 1 | 0 | 14 | 13.0 |
| Rice | 12/04/2021 | * | 24:45 | 4-10 .400 | 0-0 .000 | 2-3 .667 | 1 1 2 4.3 | 0 | 2 | 2 | 0 | 1 | 10 | 12.6 |
| at Oklahoma St. | 12/17/2021 | * | 23:37 | 6-9 .667 | 0-0 .000 | 0-0 .000 | 1 2 3 4.1 | 1 | 1 | 2 | 1 | 0 | 12 | 12.6 |
| at Louisiana | 12/30/2021 | * | 33:37 | 3-7 .429 | 0-0 .000 | 0-0 .000 | 0 1 1 3.8 | 1 | 5 | 1 | 0 | 2 | 6 | 11.9 |
| at La.-Monroe | 01/01/2022 | * | 25:39 | 5-10 .500 | 0-0 .000 | 0-0 .000 | 1 3 4 3.8 | 0 | 2 | 2 | 0 | 5 | 10 | 11.7 |
| Troy | 01/08/2022 | * | 36:08 | 4-8 .500 | 0-0 .000 | 5-6 .833 | 3 7 10 4.3 | 2 | 2 | 0 | 0 | 4 | 13 | 11.8 |
| Totals | | | 11 | 377:58 | 54-114 .474 | 2-5 .400 | 32-37 .865 | 15 37 52 4.3 | 20 | 44 | 19 | 2 | 22 | 142 11.8 |

CAREER STATS

| Season | GP-GS | Min/Avg | Total FG-FGA Pct | 3-Ptr FG-FGA Pct | F-Throws FT-FTA Pct | Rebounds Off Def Tot Avg | PF | FO | A | TO | Blk | Stl | Pts | Avg |
|--------------|--------------|------------------|---------------------|---------------------|------------------------|-----------------------------|------------|----------|------------|------------|-----------|------------|------------|------------|
| 2018-19 | 32-30 | 885/27.7 | 101-203 .498 | 20-51 .392 | 47-72 .653 | 23 76 99 3.1 | 49 | 0 | 86 | 44 | 9 | 34 | 269 | 8.4 |
| 2019-20 | 32-32 | 1054/32.9 | 87-208 .418 | 26-78 .333 | 43-58 .741 | 20 114 134 4.2 | 55 | 0 | 142 | 58 | 8 | 32 | 243 | 7.6 |
| 2020-21 | 16-15 | 444/27.8 | 60-137 .438 | 14-27 .519 | 20-38 .526 | 11 49 60 3.8 | 26 | 1 | 59 | 40 | 3 | 21 | 154 | 9.6 |
| 2021-22 | 12-11 | 376/31.3 | 54-114 .474 | 2-5 .400 | 32-37 .865 | 15 37 52 4.3 | 20 | 0 | 44 | 19 | 2 | 22 | 142 | 11.8 |
| Total | 92-88 | 2759/30.0 | 302-662 .456 | 62-161 .385 | 142-205 .693 | 69 276 345 3.8 | 150 | 1 | 331 | 161 | 22 | 109 | 808 | 8.8 |

23

CAMRYN HAWKINS

G | 5-10 | SR. | ALBUQUERQUE, N.M.



| SEASON-HIGHS | |
|----------------|---|
| POINTS | 12, AT LOUISIANA (DEC. 30, 2021) |
| FG | 4, AT LOUISIANA (DEC. 30, 2021) |
| FGA | 7, 2X LAST AT LOUISIANA (DEC. 30, 2021) |
| 3FG | 3, 2AT LOUISIANA (DEC. 30, 2021) |
| 3FGA | 5, 2X LAST AT LOUISIANA (DEC. 30, 2021) |
| FT | 2, AT OKLAHOMA STATE (DEC. 17, 2021) |
| FTA | 2, 3X LAST AT LOUISIANA (DEC. 30, 2021) |
| REBOUNDS | 5, VS. BAYLOR (NOV. 11, 2021) |
| ASSISTS | 2, VS. RICE (DEC. 4, 2021) |
| STEALS | 2, VS., KANSAS CITY (NOV. 28, 2021) |
| BLOCKS | - |
| DOUBLE-DOUBLES | - |

| CAREER-HIGHS | |
|----------------|--|
| POINTS | 17, AT ARKANSAS STATE (FEB. 26, 2021) |
| FG | 5, 5X, LAST AT ARKANSAS STATE (FEB. 26, 2021) |
| FGA | 11, 2X, LAST AT ARKANSAS STATE (FEB. 26, 2021) |
| 3FG | 5, AT ARKANSAS STATE (FEB. 26, 2021) |
| 3FGA | 10, AT ARKANSAS STATE (FEB. 26, 2021) |
| FT | 2, 6X, LAST AT ARKANSAS STATE (FEB. 26, 2021) |
| FTA | 3, VS. UNT (DEC. 19, 2020) |
| REBOUNDS | 6, VS. ST. EDWARD'S (DEC. 13, 2020) |
| ASSISTS | 2, 3X, LAST VS. RICE (DEC. 4, 2021) |
| STEALS | 2, 4X, VS., KANSAS CITY (NOV. 28, 2021) |
| BLOCKS | 2, VS. GEORGIA SOUTHERN (FEB. 29, 2020) |
| DOUBLE-DOUBLES | NA |

24

DE'SHA BENJAMIN

G | 6-0 | SR. | AUGUSTA, GA.



| SEASON-HIGHS | |
|----------------|--|
| POINTS | 20, 2X LAST VS., KANSAS CITY (NOV. 28, 2021) |
| FG | 7, LAST VS., KANSAS CITY (NOV. 28, 2021) |
| FGA | 14, AT NORTH TEXAS (NOV. 20, 2021) |
| 3FG | 4, AT NORTH TEXAS (NOV. 20, 2021) |
| 3FGA | 8, AT NORTH TEXAS (NOV. 20, 2021) |
| FT | 5, VS., KANSAS CITY (NOV. 28, 2021) |
| FTA | 5, VS., KANSAS CITY (NOV. 28, 2021) |
| REBOUNDS | 7, AT ULM (JAN. 1, 2022) |
| ASSISTS | 3, 2X LAST AT ULM (JAN. 1, 2022) |
| STEALS | 3, VS. TROY (JAN. 8, 2022) |
| BLOCKS | 1, 3X LAST VS. RICE (DEC. 4, 2021) |
| DOUBLE-DOUBLES | - |

| CAREER-HIGHS | |
|----------------|--|
| POINTS | 20, 2X LAST VS., KANSAS CITY (NOV. 28, 2021) |
| FG | 7, AT NORTH TEXAS (NOV. 20, 2021) |
| FGA | 14, AT NORTH TEXAS (NOV. 20, 2021) |
| 3FG | 4, AT NORTH TEXAS (NOV. 20, 2021) |
| 3FGA | 8, AT NORTH TEXAS (NOV. 20, 2021) |
| FT | 9, VS. BETHUNE-COOKMAN (DEC. 17, 2019) |
| FTA | 12, VS. BETHUNE-COOKMAN (DEC. 17, 2019) |
| REBOUNDS | 11, VS. BETHUNE-COOKMAN (DEC. 17, 2019) |
| ASSISTS | 4, VS. SAMFORD (NOV. 25, 2020) |
| STEALS | 3, VS. TROY (JAN. 8, 2022) |
| BLOCKS | 1, 7X, LAST VS. SOUTH FLORIDA (DEC. 2, 2021) |
| DOUBLE-DOUBLES | NA |


| GAME-BY-GAME STATS | | | | | | | | | | | | | | | | | | | | |
|--------------------|------------|----|--------|--------|------|------------|------|-------------|-------|----------|-----|-----|-----|----|---|----|-----|-----|-----|-----|
| Opponent | Date | GS | MIN | Total | | 3-Pointers | | Free throws | | Rebounds | | | | PF | A | TO | BLK | STL | PTS | AVG |
| | | | | FG-FGA | PCT | 3FG-3FGA | PCT | FT-FTA | PCT | OFF | DEF | TOT | AVG | | | | | | | |
| Baylor | 11/11/2021 | | 14:36 | 2-7 | .286 | 0-5 | .000 | 0-0 | .000 | 4 | 1 | 5 | 5.0 | 1 | 0 | 0 | 0 | 1 | 4 | 4.0 |
| Sam Houston | 11/13/2021 | | 13:55 | 0-1 | .000 | 0-1 | .000 | 0-0 | .000 | 1 | 1 | 2 | 3.5 | 2 | 1 | 0 | 0 | 0 | 0 | 2.0 |
| Houston | 11/17/2021 | | 20:29 | 2-4 | .500 | 2-3 | .667 | 0-0 | .000 | 0 | 1 | 1 | 2.7 | 0 | 1 | 0 | 0 | 0 | 6 | 3.3 |
| at North Texas | 11/20/2021 | | 12:33 | 0-3 | .000 | 0-2 | .000 | 0-0 | .000 | 0 | 0 | 0 | 2.0 | 1 | 0 | 0 | 0 | 1 | 0 | 2.5 |
| at UNLV | 11/27/2021 | | 18:11 | 1-4 | .250 | 1-4 | .250 | 0-0 | .000 | 0 | 2 | 2 | 2.0 | 2 | 1 | 0 | 0 | 0 | 3 | 2.6 |
| vs Kansas City | 11/28/2021 | | 19:29 | 2-4 | .500 | 2-4 | .500 | 1-2 | .500 | 0 | 1 | 1 | 1.8 | 1 | 1 | 1 | 0 | 2 | 7 | 3.3 |
| South Fla. | 12/02/2021 | | 17:51 | 0-1 | .000 | 0-0 | .000 | 0-0 | .000 | 0 | 3 | 3 | 2.0 | 1 | 0 | 0 | 0 | 0 | 0 | 2.9 |
| Rice | 12/04/2021 | | 18:13 | 1-3 | .333 | 1-3 | .333 | 0-0 | .000 | 0 | 1 | 1 | 1.9 | 1 | 2 | 1 | 0 | 0 | 3 | 2.9 |
| at Oklahoma St. | 12/17/2021 | | 20:32 | 1-4 | .250 | 0-3 | .000 | 2-2 | 1.000 | 0 | 2 | 2 | 1.9 | 1 | 1 | 1 | 0 | 0 | 4 | 3.0 |
| at Louisiana | 12/30/2021 | | 20:14 | 4-7 | .571 | 3-5 | .600 | 1-2 | .500 | 0 | 4 | 4 | 2.1 | 0 | 1 | 1 | 0 | 1 | 12 | 3.9 |
| at La.-Monroe | 01/01/2022 | | 12:49 | 0-1 | .000 | 0-1 | .000 | 2-2 | 1.000 | 1 | 0 | 1 | 2.0 | 1 | 1 | 0 | 1 | 0 | 2 | 3.7 |
| Troy | 01/08/2022 | | 14:01 | 0-3 | .000 | 0-2 | .000 | 0-0 | .000 | 1 | 1 | 2 | 2.0 | 0 | 0 | 0 | 0 | 0 | 0 | 3.4 |
| Totals | | 0 | 202:52 | 13-42 | .310 | 9-33 | .273 | 6-8 | .750 | 7 | 17 | 24 | 2.0 | 11 | 9 | 4 | 1 | 5 | 41 | 3.4 |

| CAREER STATS | | | | | | | | | | | | | | | | | | | | |
|--------------|-------|----------|--------|------|--------|------|----------|-------|----------|-----|-----|-----|----|----|----|----|-----|-----|-----|-----|
| Season | GP-GS | Min/Avg | Total | | 3-Ptr | | F-Throws | | Rebounds | | | | | | | | | Pts | Avg | |
| | | | FG-FGA | Pct | FG-FGA | Pct | FT-FTA | Pct | Off | Def | Tot | Avg | PF | FO | A | TO | Blk | | | Stl |
| 2018-19 | 13-0 | 54/4.2 | 4-12 | .333 | 2-6 | .333 | 2-2 | 1.000 | 1 | 4 | 5 | 0.4 | 1 | 0 | 3 | 5 | 0 | 1 | 12 | 0.9 |
| 2019-20 | 20-0 | 148/7.4 | 12-46 | .261 | 8-37 | .216 | 0-0 | .000 | 3 | 10 | 13 | 0.7 | 9 | 0 | 2 | 7 | 2 | 3 | 32 | 1.6 |
| 2020-21 | 18-10 | 401/22.3 | 42-113 | .372 | 30-83 | .361 | 10-15 | .667 | 9 | 24 | 33 | 1.8 | 17 | 0 | 8 | 18 | 2 | 12 | 124 | 6.9 |
| 2021-22 | 12-0 | 205/17.1 | 13-42 | .310 | 9-33 | .273 | 6-8 | .750 | 7 | 17 | 24 | 2.0 | 11 | 0 | 9 | 4 | 1 | 5 | 41 | 3.4 |
| Total | 63-10 | 808/12.8 | 71-213 | .333 | 49-159 | .308 | 18-25 | .720 | 20 | 55 | 75 | 1.2 | 38 | 0 | 22 | 34 | 5 | 21 | 209 | 3.3 |

GAME-BY-GAME STATS

| Opponent | Date | GS | MIN | Total | | 3-Pointers | | Free throws | | Rebounds | | | | PF | A | TO | BLK | STL | PTS | AVG |
|-----------------|------------|----|--------|--------|------|------------|------|-------------|-------|----------|-----|-----|-----|----|----|----|-----|-----|-----|------|
| | | | | FG-FGA | PCT | 3FG-3FGA | PCT | FT-FTA | PCT | OFF | DEF | TOT | AVG | | | | | | | |
| Baylor | 11/11/2021 | * | 23:42 | 3-11 | .273 | 0-4 | .000 | 2-2 | 1.000 | 0 | 2 | 2 | 2.0 | 4 | 1 | 4 | 0 | 0 | 8 | 8.0 |
| Sam Houston | 11/13/2021 | * | 17:38 | 0-2 | .000 | 0-0 | .000 | 0-0 | .000 | 1 | 2 | 3 | 2.5 | 3 | 1 | 3 | 0 | 0 | 0 | 4.0 |
| Houston | 11/17/2021 | * | 31:10 | 3-7 | .429 | 0-0 | .000 | 2-2 | 1.000 | 0 | 1 | 1 | 2.0 | 2 | 2 | 3 | 0 | 0 | 8 | 5.3 |
| at North Texas | 11/20/2021 | * | 40:37 | 7-14 | .500 | 4-8 | .500 | 2-2 | 1.000 | 0 | 2 | 2 | 2.0 | 2 | 3 | 2 | 0 | 0 | 20 | 9.0 |
| at UNLV | 11/27/2021 | * | 31:24 | 3-9 | .333 | 2-5 | .400 | 2-2 | 1.000 | 0 | 2 | 2 | 2.0 | 1 | 2 | 4 | 1 | 2 | 10 | 9.2 |
| vs Kansas City | 11/28/2021 | * | 29:26 | 7-13 | .538 | 1-5 | .200 | 5-5 | 1.000 | 0 | 4 | 4 | 2.3 | 4 | 0 | 2 | 0 | 1 | 20 | 11.0 |
| South Fla. | 12/02/2021 | * | 27:57 | 4-9 | .444 | 0-2 | .000 | 2-4 | .500 | 0 | 4 | 4 | 2.6 | 1 | 1 | 2 | 1 | 0 | 10 | 10.9 |
| Rice | 12/04/2021 | * | 20:01 | 4-8 | .500 | 2-3 | .667 | 1-1 | 1.000 | 0 | 2 | 2 | 2.5 | 0 | 0 | 0 | 1 | 0 | 11 | 10.9 |
| at Oklahoma St. | 12/17/2021 | * | 28:11 | 1-7 | .143 | 0-3 | .000 | 2-2 | 1.000 | 0 | 4 | 4 | 2.7 | 4 | 0 | 6 | 1 | 0 | 4 | 10.1 |
| at Louisiana | 12/30/2021 | * | 28:50 | 3-12 | .250 | 1-4 | .250 | 0-0 | .000 | 0 | 6 | 6 | 3.0 | 1 | 1 | 2 | 0 | 0 | 7 | 9.8 |
| at La.-Monroe | 01/01/2022 | * | 23:23 | 3-8 | .375 | 0-0 | .000 | 1-2 | .500 | 1 | 6 | 7 | 3.4 | 0 | 3 | 0 | 0 | 1 | 7 | 9.5 |
| Troy | 01/08/2022 | * | 22:25 | 2-9 | .222 | 1-3 | .333 | 0-0 | .000 | 0 | 3 | 3 | 3.3 | 5 | 0 | 3 | 1 | 3 | 5 | 9.2 |
| Totals | | 12 | 324:44 | 40-109 | .367 | 11-37 | .297 | 19-22 | .864 | 2 | 38 | 40 | 3.3 | 27 | 14 | 31 | 5 | 7 | 110 | 9.2 |

| CAREER STATS | | | | | | | | | | | | | | | | | | | | |
|--------------|-------|-----------|---------|------|--------|------|----------|------|----------|-----|-----|-----|-----|----|----|-----|-----|-----|-----|-----|
| Season | GP-GS | Min/Avg | Total | | 3-Ptr | | F-Throws | | Rebounds | | | | | | | | | Pts | Avg | |
| | | | FG-FGA | Pct | FG-FGA | Pct | FT-FTA | Pct | Off | Def | Tot | Avg | PF | FO | A | TO | Blk | Stl | | |
| 2018-19 | 25-4 | 466/18.6 | 47-150 | .313 | 27-74 | .365 | 35-46 | .761 | 26 | 60 | 86 | 3.4 | 34 | 0 | 20 | 34 | 4 | 12 | 156 | 6.2 |
| 2019-20 | 27-4 | 455/16.9 | 76-155 | .490 | 17-46 | .370 | 44-60 | .733 | 26 | 80 | 106 | 3.9 | 32 | 2 | 13 | 37 | 2 | 10 | 213 | 7.9 |
| 2020-21 | 11-2 | 59/5.4 | 7-20 | .350 | 4-9 | .444 | 0-0 | .000 | 2 | 4 | 6 | 0.5 | 12 | 0 | 6 | 8 | 0 | 0 | 18 | 1.6 |
| 2021-22 | 12-12 | 323/26.9 | 40-109 | .367 | 11-37 | .297 | 19-22 | .864 | 2 | 38 | 40 | 3.3 | 27 | 1 | 14 | 31 | 5 | 7 | 110 | 9.2 |
| Total | 75-22 | 1303/17.4 | 170-434 | .392 | 59-166 | .355 | 98-128 | .766 | 56 | 182 | 238 | 3.2 | 105 | 3 | 53 | 110 | 11 | 29 | 497 | 6.6 |



JORDYN TURNER
F | 6-2 | FR. | OKLAHOMA CITY, OKLA.




SEASON-HIGHS

| | |
|----------------|------------------------------------|
| POINTS | 8. VS. RICE (DEC. 4, 2021) |
| FG | 2. VS. RICE (DEC. 4, 2021) |
| FGA | 5. VS. RICE (DEC. 4, 2021) |
| 3FG | 1. VS. SAM HOUSTON (NOV. 13, 2021) |
| 3FGA | 1. 2X LAST VS. RICE (DEC. 4, 2021) |
| FT | 4. 2X LAST VS. RICE (DEC. 4, 2021) |
| FTA | 4. 2X LAST VS. RICE (DEC. 4, 2021) |
| REBOUNDS | 5. 2X LAST VS. TROY (JAN. 8, 2022) |
| ASSISTS | 1. 2X LAST VS. TROY (JAN. 8, 2022) |
| STEALS | - |
| BLOCKS | - |
| DOUBLE-DOUBLES | - |

CAREER-HIGHS

| | |
|----------------|------------------------------------|
| POINTS | 8. VS. RICE (DEC. 4, 2021) |
| FG | 2. VS. RICE (DEC. 4, 2021) |
| FGA | 5. VS. RICE (DEC. 4, 2021) |
| 3FG | 1. VS. SAM HOUSTON (NOV. 13, 2021) |
| 3FGA | 1. 2X LAST VS. RICE (DEC. 4, 2021) |
| FT | 4. 2X LAST VS. RICE (DEC. 4, 2021) |
| FTA | 4. 2X LAST VS. RICE (DEC. 4, 2021) |
| REBOUNDS | 5. 2X LAST VS. TROY (JAN. 8, 2022) |
| ASSISTS | 1. 2X LAST VS. TROY (JAN. 8, 2022) |
| STEALS | - |
| BLOCKS | - |
| DOUBLE-DOUBLES | - |



SHYIA SMITH
F | 5-11 | SR. | IDABEL, OKLA.



SEASON-HIGHS

| | |
|----------------|-------------------------------------|
| POINTS | 12. VS. SAM HOUSTON (NOV. 13, 2021) |
| FG | 2. 2X LAST VS. TROY (JAN. 8, 2022) |
| FGA | 10. VS. TROY (JAN. 8, 2022) |
| 3FG | - |
| 3FGA | 2. VS. TROY (JAN. 8, 2022) |
| FT | 8. VS. SAM HOUSTON (NOV. 13, 2021) |
| FTA | 8. VS. SAM HOUSTON (NOV. 13, 2021) |
| REBOUNDS | 5. VS. TROY (JAN. 8, 2022) |
| ASSISTS | 1. 2X LAST VS. TROY (JAN. 8, 2022) |
| STEALS | 2. VS. SAM HOUSTON (NOV. 13, 2021) |
| BLOCKS | - |
| DOUBLE-DOUBLES | - |

CAREER-HIGHS

| | |
|----------------|--|
| POINTS | 21. VS. LITTLE ROCK (JAN. 1, 2021) |
| FG | 7. 2X. LAST AT ULM (FEB. 5, 2021) |
| FGA | 13. VS. LITTLE ROCK (JAN. 1, 2021) |
| 3FG | 2. 4X. LAST VS. ST. EDWARD'S (DEC. 13, 2020) |
| 3FGA | 5. VS. TEMPLE (FEB. 2, 2019) |
| FT | 9. 2X. LAST VS. LITTLE ROCK (JAN. 1, 2021) |
| FTA | 12. AT SFA (DEC. 8, 2020) |
| REBOUNDS | 17. VS. HOUSTON BAPTIST (NOV. 25, 2019) |
| ASSISTS | 4. VS. TEXAS A&M-COMMERCE (NOV. 25, 2020) |
| STEALS | 4. AT TULSA (FEB. 23, 2020) |
| BLOCKS | 3. VS. EASTERN MICHIGAN (DEC. 17, 2019) |
| DOUBLE-DOUBLES | 1. VS. HOUSTON BAPTIST (NOV. 25, 2019) |

GAME-BY-GAME STATS

| Opponent | Date | GS | MIN | Total | | 3-Pointers | | Free throws | | Rebounds | | | | PF | A | TO | BLK | STL | PTS | AVG |
|-----------------|------------|----|----------|--------------|-------------|-------------|------------|-------------|------------|--------------|----------|-----------|-----------|------------|-----------|----------|----------|----------|-----------|------------|
| | | | | FG-FGA | PCT | 3FG-3FGA | PCT | FT-FTA | PCT | OFF | DEF | TOT | AVG | | | | | | | |
| Baylor | 11/11/2021 | | 04:16 | 0-1 | .000 | 0-0 | .000 | 4-4 | 1.000 | 1 | 3 | 4 | 4.0 | 1 | 0 | 1 | 0 | 0 | 4 | 4.0 |
| Sam Houston | 11/13/2021 | | 05:20 | 1-1 | 1.000 | 1-1 | 1.000 | 0-0 | .000 | 0 | 2 | 2 | 3.0 | 0 | 0 | 0 | 0 | 0 | 3 | 3.5 |
| Houston | 11/17/2021 | | 02:08 | 1-2 | .500 | 0-0 | .000 | 0-0 | .000 | 1 | 0 | 1 | 2.3 | 1 | 0 | 0 | 0 | 0 | 2 | 3.0 |
| at North Texas | 11/20/2021 | | 07:11 | 0-0 | .000 | 0-0 | .000 | 0-0 | .000 | 0 | 1 | 1 | 2.0 | 2 | 0 | 0 | 0 | 0 | 0 | 2.3 |
| at UNLV | 11/27/2021 | | 03:45 | 1-1 | 1.000 | 0-0 | .000 | 0-0 | .000 | 0 | 0 | 0 | 1.6 | 0 | 0 | 0 | 0 | 0 | 2 | 2.2 |
| vs Kansas City | 11/28/2021 | | 09:47 | 0-0 | .000 | 0-0 | .000 | 0-0 | .000 | 0 | 2 | 2 | 1.7 | 3 | 0 | 0 | 0 | 0 | 0 | 1.8 |
| Rice | 12/04/2021 | | 18:58 | 2-5 | .400 | 0-1 | .000 | 4-4 | 1.000 | 3 | 2 | 5 | 2.1 | 4 | 1 | 2 | 0 | 0 | 8 | 2.7 |
| at Oklahoma St. | 12/17/2021 | | 06:37 | 0-1 | .000 | 0-0 | .000 | 0-0 | .000 | 1 | 0 | 1 | 2.0 | 0 | 0 | 0 | 0 | 0 | 0 | 2.4 |
| Troy | 01/08/2022 | | 07:32 | 0-2 | .000 | 0-0 | .000 | 0-0 | .000 | 3 | 2 | 5 | 2.3 | 1 | 1 | 0 | 0 | 0 | 0 | 2.1 |
| Totals | | | 0 | 65:34 | 5-13 | .385 | 1-2 | .500 | 8-8 | 1.000 | 9 | 12 | 21 | 2.3 | 12 | 2 | 3 | 0 | 19 | 2.1 |

CAREER STATS


| Season | GP-GS | Min/Avg | Total FG-FGA | Pct | 3-Ptr FG-FGA | Pct | F-Throws FT-FTA | Pct | Rebounds Off | Def | Tot | Avg | PF | FO | A | TO | Blk | Stl | Pts | Avg |
|--------------|------------|---------------|--------------|-------------|--------------|-------------|-----------------|--------------|--------------|-----------|-----------|------------|-----------|----------|----------|----------|----------|----------|-----------|------------|
| 2021-22 | 9-0 | 69/7.7 | 5-13 | .385 | 1-2 | .500 | 8-8 | 1.000 | 9 | 12 | 21 | 2.3 | 12 | 0 | 2 | 3 | 0 | 0 | 19 | 2.1 |
| Total | 9-0 | 69/7.7 | 5-13 | .385 | 1-2 | .500 | 8-8 | 1.000 | 9 | 12 | 21 | 2.3 | 12 | 0 | 2 | 3 | 0 | 0 | 19 | 2.1 |

GAME-BY-GAME STATS

| Opponent | Date | GS | MIN | Total | | 3-Pointers | | Free throws | | Rebounds | | | | PF | A | TO | BLK | STL | PTS | AVG |
|---------------|------------|----|-------|--------|-------|------------|------|-------------|-------|----------|-----|-----|-----|----|---|----|-----|-----|-----|-----|
| | | | | FG-FGA | PCT | 3FG-3FGA | PCT | FT-FTA | PCT | OFF | DEF | TOT | AVG | | | | | | | |
| Baylor | 11/11/2021 | * | 23:00 | 1-3 | .333 | 0-1 | .000 | 1-4 | .250 | 1 | 2 | 3 | 3.0 | 4 | 0 | 2 | 0 | 0 | 3 | 3.0 |
| Sam Houston | 11/13/2021 | * | 14:38 | 2-3 | .667 | 0-1 | .000 | 8-8 | 1.000 | 1 | 2 | 3 | 3.0 | 2 | 0 | 4 | 0 | 2 | 12 | 7.5 |
| Houston | 11/17/2021 | | 16:47 | 1-1 | 1.000 | 0-0 | .000 | 1-2 | .500 | 1 | 1 | 2 | 2.7 | 3 | 1 | 2 | 0 | 0 | 3 | 6.0 |
| at Louisiana | 12/30/2021 | | 07:21 | 0-0 | .000 | 0-0 | .000 | 0-0 | .000 | 0 | 1 | 1 | 2.3 | 3 | 0 | 4 | 0 | 0 | 0 | 4.5 |
| at La.-Monroe | 01/01/2022 | | 16:06 | 2-3 | .667 | 0-0 | .000 | 2-2 | 1.000 | 0 | 1 | 1 | 2.0 | 2 | 0 | 0 | 0 | 1 | 6 | 4.8 |
| Troy | 01/08/2022 | | 20:40 | 2-10 | .200 | 0-2 | .000 | 1-4 | .250 | 4 | 1 | 5 | 2.5 | 3 | 1 | 1 | 0 | 0 | 5 | 4.8 |
| Totals | | 2 | 98:32 | 8-20 | .400 | 0-4 | .000 | 13-20 | .650 | 7 | 8 | 15 | 2.5 | 17 | 2 | 13 | 0 | 3 | 29 | 4.8 |

CAREER STATS

| Season | GP-GS | Min/Avg | Total FG-FGA | Pct | 3-Ptr FG-FGA | Pct | F-Throws FT-FTA | Pct | Rebounds Off | Def | Tot | Avg | PF | FO | A | TO | Blk | Stl | Pts | Avg |
|--------------|--------------|------------------|----------------|-------------|--------------|-------------|-----------------|-------------|--------------|------------|------------|------------|------------|----------|-----------|------------|-----------|-----------|------------|------------|
| 2018-19 | 29-6 | 404/13.9 | 43-104 | .413 | 3-14 | .214 | 26-38 | .684 | 19 | 66 | 85 | 2.9 | 32 | 0 | 15 | 28 | 10 | 17 | 115 | 4.0 |
| 2019-20 | 27-25 | 702/26.0 | 53-128 | .414 | 12-35 | .343 | 46-70 | .657 | 47 | 92 | 139 | 5.1 | 68 | 0 | 16 | 53 | 15 | 26 | 164 | 6.1 |
| 2020-21 | 20-20 | 580/29.0 | 89-173 | .514 | 9-28 | .321 | 45-64 | .703 | 31 | 89 | 120 | 6.0 | 58 | 2 | 23 | 61 | 3 | 19 | 232 | 11.6 |
| 2021-22 | 6-2 | 96/16.0 | 8-20 | .400 | 0-4 | .000 | 13-20 | .650 | 7 | 8 | 15 | 2.5 | 17 | 0 | 2 | 13 | 0 | 3 | 29 | 4.8 |
| Total | 82-53 | 1782/21.7 | 193-425 | .454 | 24-81 | .296 | 130-192 | .677 | 104 | 255 | 359 | 4.4 | 175 | 2 | 56 | 155 | 28 | 65 | 540 | 6.6 |



KATIE FERRELL
 G | 6-1 | SR. | PLANO, TEXAS


SEASON-HIGHS

| | |
|----------------|-------------------------------------|
| POINTS | 7. AT NORTH TEXAS (NOV. 20, 2021) |
| FG | 3. 2X LAST VS. RICE (DEC. 4, 2021) |
| FGA | 8. AT UNLV (NOV. 27, 2021) |
| 3FG | 2. AT ULM (JAN. 1, 2022) |
| 3FGA | 4. AT UNLV (NOV. 27, 2021) |
| FT | 2. VS. SOUTH FLORIDA (DEC. 2, 2021) |
| FTA | 2. VS. SOUTH FLORIDA (DEC. 2, 2021) |
| REBOUNDS | 9. AT UNLV (NOV. 27, 2021) |
| ASSISTS | 8. AT UNLV (NOV. 27, 2021) |
| STEALS | 5. AT LOUISIANA (DEC. 30, 2021) |
| BLOCKS | 2. VS. RICE (DEC. 4, 2021) |
| DOUBLE-DOUBLES | - |

CAREER-HIGHS

| | |
|----------------|---|
| POINTS | 21. VS. APPALACHIAN STATE (JAN. 10, 2019) |
| FG | 8. VS. APPALACHIAN STATE (JAN. 10, 2019) |
| FGA | 18. VS. APPALACHIAN STATE (JAN. 10, 2019) |
| 3FG | 4. AT ARKANSAS STATE (FEB. 27, 2021) |
| 3FGA | 6. AT ARKANSAS STATE (FEB. 27, 2021) |
| FT | 5. VS. APPALACHIAN STATE (JAN. 10, 2019) |
| FTA | 6. VS. APPALACHIAN STATE (JAN. 10, 2019) |
| REBOUNDS | 17. VS. APPALACHIAN STATE (JAN. 10, 2019) |
| ASSISTS | 10. VS. ST. EDWARD'S (DEC. 13, 2020) |
| STEALS | 6. 2X. LAST AT LOUISIANA (FEB. 8, 2021) |
| BLOCKS | 4. VS. ARKANSAS (NOV. 14, 2018) |
| DOUBLE-DOUBLES | 3. LAST AT ULM (MAR. 7, 2020) |


EMMA HALVERSON
 F | 6-3 | SR. | PLANO, TEXAS


SEASON-HIGHS

| | |
|----------------|--|
| POINTS | 11. AT ULM (JAN. 1, 2022) |
| FG | 5. AT ULM (JAN. 1, 2022) |
| FGA | 9. AT ULM (JAN. 1, 2022) |
| 3FG | - |
| 3FGA | 1. 2X LAST AT NORTH TEXAS (NOV. 20, 2021) |
| FT | 2. VS. BAYLOR (NOV. 11, 2021) |
| FTA | 4. VS. BAYLOR (NOV. 11, 2021) |
| REBOUNDS | 8. AT ULM (JAN. 1, 2022) |
| ASSISTS | 4. AT ULM (JAN. 1, 2022) |
| STEALS | 2. AT ULM (JAN. 1, 2022) |
| BLOCKS | 1. 5X LAST AT OKLAHOMA STATE (DEC. 17, 2021) |
| DOUBLE-DOUBLES | - |

CAREER-HIGHS

| | |
|----------------|--|
| POINTS | 16. VS. TEXAS A&M-COMMERCE (NOV. 25, 2020) |
| FG | 7. 2X. LAST VS. TEXAS A&M-COMMERCE (NOV. 25, 2020) |
| FGA | 11. AT LOUISIANA (FEB. 8, 2021) |
| 3FG | 2. VS. TEXAS A&M-COMMERCE (NOV. 25, 2020) |
| 3FGA | 3. VS. TEXAS A&M-COMMERCE (NOV. 25, 2020) |
| FT | 5. 2X. LAST AT GRAMBLING (NOV. 18, 2019) |
| FTA | 6. 2X. LAST AT GRAMBLING (NOV. 18, 2019) |
| REBOUNDS | 11. VS. TEXAS A&M-COMMERCE (NOV. 25, 2020) |
| ASSISTS | 4. 2X. LAST AT ULM (JAN. 1, 2022) |
| STEALS | 4. 2X. LAST VS. CHICAGO STATE (NOV. 9, 2019) |
| BLOCKS | 2. 4X. LAST VS. GEORGIA SOUTHERN (FEB. 29, 2020) |
| DOUBLE-DOUBLES | 1. VS. TEXAS A&M-COMMERCE (NOV. 25, 2020) |

GAME-BY-GAME STATS

| Opponent | Date | GS | MIN | Total FG-FGA PCT | 3-Pointers 3FG-3FGA PCT | Free throws FT-FTA PCT | Rebounds OFF DEF TOT AVG | PF | A | TO | BLK | STL | PTS | AVG |
|-----------------|------------|----|------------------|---------------------|----------------------------|---------------------------|-----------------------------|-----------------|-------------|-----------|------------|-----|-----|-----|
| Baylor | 11/11/2021 | | 23:42 | 0-3 .000 | 0-2 .000 | 0-0 .000 | 1 4 5 5.0 | 3 | 1 | 2 | 1 | 3 | 0 | 0.0 |
| Sam Houston | 11/13/2021 | | 22:50 | 2-5 .400 | 1-2 .500 | 0-0 .000 | 1 5 6 5.5 | 2 | 3 | 1 | 0 | 1 | 5 | 2.5 |
| Houston | 11/17/2021 | * | 29:59 | 1-5 .200 | 0-2 .000 | 0-0 .000 | 1 6 7 6.0 | 1 | 7 | 3 | 1 | 2 | 2 | 2.3 |
| at North Texas | 11/20/2021 | * | 27:20 | 3-6 .500 | 1-2 .500 | 0-0 .000 | 1 6 7 6.3 | 2 | 6 | 1 | 1 | 0 | 7 | 3.5 |
| at UNLV | 11/27/2021 | * | 25:27 | 2-8 .250 | 0-4 .000 | 0-0 .000 | 1 8 9 6.8 | 1 | 8 | 2 | 1 | 1 | 4 | 3.6 |
| vs Kansas City | 11/28/2021 | * | 13:21 | 0-2 .000 | 0-1 .000 | 0-0 .000 | 0 0 0 5.7 | 5 | 4 | 0 | 0 | 1 | 0 | 3.0 |
| South Fla. | 12/02/2021 | * | 27:44 | 2-5 .400 | 0-1 .000 | 2-2 1.000 | 3 3 6 5.7 | 1 | 4 | 4 | 0 | 0 | 6 | 3.4 |
| Rice | 12/04/2021 | * | 23:10 | 3-6 .500 | 0-2 .000 | 0-0 .000 | 0 4 4 5.5 | 3 | 7 | 2 | 2 | 1 | 6 | 3.8 |
| at Oklahoma St. | 12/17/2021 | * | 28:43 | 2-4 .500 | 0-2 .000 | 0-0 .000 | 0 7 7 5.7 | 2 | 5 | 2 | 0 | 2 | 4 | 3.8 |
| at Louisiana | 12/30/2021 | * | 30:17 | 1-4 .250 | 0-0 .000 | 0-0 .000 | 1 5 6 5.7 | 3 | 7 | 0 | 0 | 5 | 2 | 3.6 |
| at La.-Monroe | 01/01/2022 | * | 19:47 | 2-3 .667 | 2-3 .667 | 0-0 .000 | 2 6 8 5.9 | 1 | 2 | 4 | 2 | 1 | 6 | 3.8 |
| Troy | 01/08/2022 | * | 21:08 | 1-2 .500 | 0-1 .000 | 0-0 .000 | 0 4 4 5.8 | 3 | 5 | 2 | 1 | 3 | 2 | 3.7 |
| Totals | | | 10 293:29 | 19-53 .358 | 4-22 .182 | 2-2 1.000 | 11 58 69 5.8 | 27 59 23 | 9 20 | 44 | 3.7 | | | |

CAREER STATS

| Season | GP-GS | Min/Avg | Total FG-FGA Pct | 3-Ptr FG-FGA Pct | F-Throws FT-FTA Pct | Rebounds Off Def Tot Avg | PF | FO | A | TO | Blk | Stl | Pts | Avg |
|--------------|--------------|------------------|---------------------|---------------------|------------------------|-----------------------------|------------|----------|------------|------------|-----------|------------|------------|------------|
| 2018-19 | 32-30 | 858/26.8 | 79-184 .429 | 4-20 .200 | 9-16 .563 | 66 174 240 7.5 | 96 | 2 | 142 | 68 | 29 | 74 | 171 | 5.3 |
| 2019-20 | 32-31 | 843/26.3 | 46-119 .387 | 5-20 .250 | 12-27 .444 | 47 169 216 6.8 | 81 | 2 | 130 | 77 | 18 | 55 | 109 | 3.4 |
| 2020-21 | 20-11 | 495/24.8 | 38-99 .384 | 19-49 .388 | 17-24 .708 | 15 65 80 4.0 | 48 | 3 | 97 | 45 | 13 | 42 | 112 | 5.6 |
| 2021-22 | 12-10 | 293/24.4 | 19-53 .358 | 4-22 .182 | 2-2 1.000 | 11 58 69 5.8 | 27 | 1 | 59 | 23 | 9 | 20 | 44 | 3.7 |
| Total | 96-82 | 2489/25.9 | 182-455 .400 | 32-111 .288 | 40-69 .580 | 139 466 605 6.3 | 252 | 8 | 428 | 213 | 69 | 191 | 436 | 4.5 |

GAME-BY-GAME STATS

| Opponent | Date | GS | MIN | Total FG-FGA PCT | 3-Pointers 3FG-3FGA PCT | Free throws FT-FTA PCT | Rebounds OFF DEF TOT AVG | PF | A | TO | BLK | STL | PTS | AVG |
|-----------------|------------|----|-----------------|---------------------|----------------------------|---------------------------|-----------------------------|-----------------|------------|-----------|------------|-----|-----|-----|
| Baylor | 11/11/2021 | | 23:39 | 2-6 .333 | 0-0 .000 | 2-4 .500 | 1 1 2 2.0 | 0 | 1 | 0 | 1 | 0 | 6 | 6.0 |
| Sam Houston | 11/13/2021 | | 15:45 | 1-1 1.000 | 0-0 .000 | 0-1 .000 | 0 4 4 3.0 | 1 | 0 | 0 | 0 | 0 | 2 | 4.0 |
| Houston | 11/17/2021 | | 15:05 | 0-3 .000 | 0-1 .000 | 0-0 .000 | 1 3 4 3.3 | 1 | 0 | 1 | 1 | 0 | 0 | 2.7 |
| at North Texas | 11/20/2021 | | 14:37 | 3-4 .750 | 0-1 .000 | 0-0 .000 | 2 3 5 3.8 | 2 | 2 | 2 | 1 | 0 | 6 | 3.5 |
| at UNLV | 11/27/2021 | | 12:12 | 0-2 .000 | 0-0 .000 | 0-2 .000 | 1 2 3 3.6 | 2 | 1 | 0 | 0 | 0 | 0 | 2.8 |
| vs Kansas City | 11/28/2021 | | 20:22 | 1-4 .250 | 0-0 .000 | 0-0 .000 | 2 1 3 3.5 | 3 | 0 | 3 | 0 | 0 | 2 | 2.7 |
| South Fla. | 12/02/2021 | | 18:50 | 3-4 .750 | 0-0 .000 | 0-0 .000 | 0 4 4 3.6 | 2 | 2 | 0 | 0 | 0 | 6 | 3.1 |
| Rice | 12/04/2021 | | 17:11 | 1-3 .333 | 0-1 .000 | 1-2 .500 | 1 2 3 3.5 | 1 | 1 | 0 | 1 | 0 | 3 | 3.1 |
| at Oklahoma St. | 12/17/2021 | | 17:05 | 0-3 .000 | 0-0 .000 | 0-0 .000 | 0 2 2 3.3 | 0 | 0 | 1 | 1 | 0 | 0 | 2.8 |
| at Louisiana | 12/30/2021 | | 18:15 | 1-2 .500 | 0-1 .000 | 0-0 .000 | 0 4 4 3.4 | 1 | 0 | 0 | 0 | 0 | 2 | 2.7 |
| at La.-Monroe | 01/01/2022 | | 25:28 | 5-9 .556 | 0-0 .000 | 1-2 .500 | 4 4 8 3.8 | 2 | 4 | 1 | 0 | 2 | 11 | 3.5 |
| Troy | 01/08/2022 | | 16:27 | 1-6 .167 | 0-0 .000 | 0-0 .000 | 3 1 4 3.8 | 0 | 0 | 2 | 0 | 0 | 2 | 3.3 |
| Totals | | | 0 214:56 | 18-47 .383 | 0-4 .000 | 4-11 .364 | 15 31 46 3.8 | 15 11 10 | 5 2 | 40 | 3.3 | | | |

CAREER STATS

| Season | GP-GS | Min/Avg | Total FG-FGA Pct | 3-Ptr FG-FGA Pct | F-Throws FT-FTA Pct | Rebounds Off Def Tot Avg | PF | FO | A | TO | Blk | Stl | Pts | Avg |
|--------------|-------------|------------------|---------------------|---------------------|------------------------|-----------------------------|------------|----------|-----------|-----------|-----------|-----------|------------|------------|
| 2018-19 | 23-0 | 125/5.4 | 13-31 .419 | 1-3 .333 | 11-21 .524 | 8 32 40 1.7 | 16 | 0 | 7 | 8 | 6 | 10 | 38 | 1.7 |
| 2019-20 | 32-2 | 376/11.8 | 40-91 .440 | 3-8 .375 | 17-30 .567 | 28 56 84 2.6 | 55 | 3 | 24 | 31 | 13 | 15 | 100 | 3.1 |
| 2020-21 | 19-3 | 391/20.6 | 31-83 .373 | 4-17 .235 | 13-22 .591 | 36 58 94 4.9 | 32 | 0 | 16 | 21 | 6 | 5 | 79 | 4.2 |
| 2021-22 | 12-0 | 215/17.9 | 18-47 .383 | 0-4 .000 | 4-11 .364 | 15 31 46 3.8 | 15 | 0 | 11 | 10 | 5 | 2 | 40 | 3.3 |
| Total | 86-5 | 1107/12.9 | 102-252 .405 | 8-32 .250 | 45-84 .536 | 87 177 264 3.1 | 118 | 3 | 58 | 70 | 30 | 32 | 257 | 3.0 |

LADY MAVS OVERALL STATS

Game Records

| Record | Overall | Home | Away | Neutral |
|----------------|---------|------|------|---------|
| ALL GAMES | 8-4 | 4-2 | 4-1 | 0-1 |
| CONFERENCE | 2-1 | 0-1 | 2-0 | 0-0 |
| NON-CONFERENCE | 6-3 | 4-1 | 2-1 | 0-1 |

Score by Periods

| Team | 1st | 2nd | 3rd | 4th | OT | TOT |
|--------------|-----|-----|-----|-----|----|-----|
| UT Arlington | 217 | 165 | 197 | 189 | 15 | 783 |
| Opponents | 194 | 192 | 179 | 213 | 11 | 789 |

Team Box Score

| No. | Player | | | | Total | | 3-Point | | F-Throw | | Rebounds | | | | | | | | | | | |
|-----------|-------------------|-------|--------|------|---------|------|----------|------|---------|-------|----------|-----|-----|------|-----|----|-----|-----|-----|-----|-----|------|
| | | GP-GS | MIN | AVG | FG-FGA | FG% | 3FG-3FGA | 3FG% | FT-FTA | FT% | OFF | DEF | TOT | AVG | PF | DQ | A | TO | BLK | STL | PTS | AVG |
| 4 | JACOBS, Starr | 12-12 | 354:13 | 29.5 | 98-173 | .566 | 0-2 | .000 | 34-61 | .557 | 20 | 45 | 65 | 5.4 | 25 | 0 | 21 | 27 | 6 | 28 | 230 | 19.2 |
| 21 | MILTON, Terryn | 12-11 | 377:58 | 31.5 | 54-114 | .474 | 2-5 | .400 | 32-37 | .865 | 15 | 37 | 52 | 4.3 | 20 | 0 | 44 | 19 | 2 | 22 | 142 | 11.8 |
| 24 | BENJAMIN, De'Sha | 12-12 | 324:44 | 27.1 | 40-109 | .367 | 11-37 | .297 | 19-22 | .864 | 2 | 38 | 40 | 3.3 | 27 | 1 | 14 | 31 | 5 | 7 | 110 | 9.2 |
| 20 | CHASTAIN, Claire | 12-12 | 370:24 | 30.9 | 30-115 | .261 | 8-51 | .157 | 35-42 | .833 | 12 | 36 | 48 | 4.0 | 28 | 0 | 17 | 20 | 9 | 3 | 103 | 8.6 |
| 34 | SMITH, Shyia | 6-2 | 98:32 | 16.4 | 8-20 | .400 | 0-4 | .000 | 13-20 | .650 | 7 | 8 | 15 | 2.5 | 17 | 0 | 2 | 13 | 0 | 3 | 29 | 4.8 |
| 41 | FERRELL, Katie | 12-10 | 293:29 | 24.5 | 19-53 | .358 | 4-22 | .182 | 2-2 | 1.000 | 11 | 58 | 69 | 5.8 | 27 | 1 | 59 | 23 | 9 | 20 | 44 | 3.7 |
| 23 | HAWKINS, Camryn | 12-0 | 202:52 | 16.9 | 13-42 | .310 | 9-33 | .273 | 6-8 | .750 | 7 | 17 | 24 | 2.0 | 11 | 0 | 9 | 4 | 1 | 5 | 41 | 3.4 |
| 45 | HALVERSON, Emma | 12-0 | 214:56 | 17.9 | 18-47 | .383 | 0-4 | .000 | 4-11 | .364 | 15 | 31 | 46 | 3.8 | 15 | 0 | 11 | 10 | 5 | 2 | 40 | 3.3 |
| 32 | TURNER, Jordyn | 9-0 | 65:34 | 7.3 | 5-13 | .385 | 1-2 | .500 | 8-8 | 1.000 | 9 | 12 | 21 | 2.3 | 12 | 0 | 2 | 3 | 0 | 0 | 19 | 2.1 |
| 2 | JONES, Reniya | 11-1 | 97:53 | 8.9 | 5-24 | .208 | 4-14 | .286 | 4-4 | 1.000 | 2 | 5 | 7 | 0.6 | 15 | 0 | 5 | 6 | 0 | 1 | 18 | 1.6 |
| 1 | CHANEY, Olympia | 6-0 | 38:55 | 6.5 | 1-11 | .091 | 0-3 | .000 | 3-4 | .750 | 2 | 5 | 7 | 1.2 | 4 | 0 | 1 | 5 | 0 | 2 | 5 | 0.8 |
| 0 | MOSLEY, Stephanie | 3-0 | 10:30 | 3.5 | 1-4 | .250 | 0-1 | .000 | 0-0 | .000 | 1 | 0 | 1 | 0.3 | 2 | 0 | 0 | 1 | 0 | 0 | 2 | 0.7 |
| Team | | | | | | | | | | | 18 | 33 | 51 | | | | | 6 | | | | |
| Total | | 12 | 2450 | | 292-725 | .403 | 39-178 | .219 | 160-219 | .731 | 121 | 325 | 446 | 37.2 | 203 | 2 | 185 | 168 | 37 | 93 | 783 | 65.3 |
| Opponents | | 12 | 2450 | | 300-760 | .395 | 61-224 | .272 | 128-182 | .703 | 161 | 336 | 497 | 41.4 | 193 | 4 | 144 | 191 | 28 | 86 | 789 | 65.8 |

Team Statistics

| | UTA | OPP |
|------------------------|----------------|----------------|
| Scoring | 783 | 789 |
| Points per game | 65.3 | 65.8 |
| Scoring margin | -0.5 | - |
| Field goals-att | 292-725 | 300-760 |
| Field goal pct | .403 | .395 |
| 3 point fg-att | 39-178 | 61-224 |
| 3-point FG pct | .219 | .272 |
| 3-pt FG made per game | 3.3 | 5.1 |
| Free throws-att | 160-219 | 128-182 |
| Free throw pct | .731 | .703 |
| F-Throws made per game | 13.3 | 10.7 |
| Rebounds | 446 | 497 |
| Rebounds per game | 37.2 | 41.4 |
| Rebounding margin | -4.3 | - |
| Assists | 185 | 144 |
| Assists per game | 15.4 | 12.0 |
| Turnovers | 168 | 191 |
| Turnovers per game | 14.0 | 15.9 |
| Turnover margin | +1.9 | - |
| Assist/turnover ratio | 1.1 | 0.8 |
| Steals | 93 | 86 |
| Steals per game | 7.8 | 7.2 |
| Blocks | 37 | 28 |
| Blocks per game | 3.1 | 2.3 |
| Winning streak | 0 | - |
| Home win streak | 0 | - |
| Attendance | 6631 | 4242 |
| Home games-Avg/Game | 6-1105 | 5-848 |
| Neutral site-Avg/Game | - | 1-471 |

Team Results

| Date | Opponent | | Score | Att. |
|------------|-----------------|-----|-------|------|
| 11/11/2021 | Baylor | L | 54-81 | 2182 |
| 11/13/2021 | Sam Houston | W | 72-54 | 1008 |
| 11/17/2021 | Houston | Wot | 69-66 | 885 |
| 11/20/2021 | at North Texas | Wot | 75-74 | 1376 |
| 11/27/2021 | at UNLV | W | 75-72 | 499 |
| 11/28/2021 | vs Kansas City | L | 76-85 | 471 |
| 12/02/2021 | South Fla. | W | 61-56 | 630 |
| 12/04/2021 | Rice | W | 73-65 | 680 |
| 12/17/2021 | at Oklahoma St. | L | 46-61 | 2073 |
| 12/30/2021 | at Louisiana | W | 62-60 | 192 |
| 01/01/2022 | at La.-Monroe | W | 72-56 | 102 |
| 01/08/2022 | Troy | L | 48-59 | 1246 |

LADY MAVS CONFERENCE ONLY STATS

Game Records

| Record | Overall | Home | Away | Neutral |
|----------------|---------|------|------|---------|
| ALL GAMES | 2-1 | 0-1 | 2-0 | 0-0 |
| CONFERENCE | 2-1 | 0-1 | 2-0 | 0-0 |
| NON-CONFERENCE | 0-0 | 0-0 | 0-0 | 0-0 |

Score by Periods

| Team | 1st | 2nd | 3rd | 4th | OT | TOT |
|--------------|-----|-----|-----|-----|----|-----|
| UT Arlington | 63 | 44 | 38 | 37 | 0 | 182 |
| Opponents | 41 | 44 | 43 | 47 | 0 | 175 |

Team Box Score

| No. | Player | | | | Total | | 3-Point | | F-Throw | | Rebounds | | | | | | | | | | | | |
|-----------|-------------------|-------|-------|------|--------|------|----------|------|---------|-------|----------|-----|-----|------|----|----|----|----|-----|-----|-----|------|--|
| | | GP-GS | MIN | AVG | FG-FGA | FG% | 3FG-3FGA | 3FG% | FT-FTA | FT% | OFF | DEF | TOT | AVG | PF | DQ | A | TO | BLK | STL | PTS | AVG | |
| 4 | JACOBS, Starr | 3-3 | 77:14 | 25.7 | 21-44 | .477 | 0-0 | .000 | 16-20 | .800 | 3 | 7 | 10 | 3.3 | 9 | 0 | 5 | 4 | 1 | 3 | 58 | 19.3 | |
| 21 | MILTON, Terryn | 3-3 | 95:24 | 31.8 | 12-25 | .480 | 0-0 | .000 | 5-6 | .833 | 4 | 11 | 15 | 5.0 | 3 | 0 | 9 | 3 | 0 | 11 | 29 | 9.7 | |
| 24 | BENJAMIN, De'Sha | 3-3 | 74:38 | 24.9 | 8-29 | .276 | 2-7 | .286 | 1-2 | .500 | 1 | 15 | 16 | 5.3 | 6 | 1 | 4 | 5 | 1 | 4 | 19 | 6.3 | |
| 20 | CHASTAIN, Claire | 3-3 | 90:20 | 30.1 | 7-31 | .226 | 2-13 | .154 | 3-4 | .750 | 3 | 9 | 12 | 4.0 | 7 | 0 | 3 | 6 | 2 | 0 | 19 | 6.3 | |
| 45 | HALVERSON, Emma | 3-0 | 60:10 | 20.1 | 7-17 | .412 | 0-1 | .000 | 1-2 | .500 | 7 | 9 | 16 | 5.3 | 3 | 0 | 4 | 3 | 0 | 2 | 15 | 5.0 | |
| 23 | HAWKINS, Camryn | 3-0 | 47:04 | 15.7 | 4-11 | .364 | 3-8 | .375 | 3-4 | .750 | 2 | 5 | 7 | 2.3 | 1 | 0 | 2 | 1 | 1 | 1 | 14 | 4.7 | |
| 34 | SMITH, Shyia | 3-0 | 44:07 | 14.7 | 4-13 | .308 | 0-2 | .000 | 3-6 | .500 | 4 | 3 | 7 | 2.3 | 8 | 0 | 1 | 5 | 0 | 1 | 11 | 3.7 | |
| 41 | FERRELL, Katie | 3-3 | 71:12 | 23.7 | 4-9 | .444 | 2-4 | .500 | 0-0 | .000 | 3 | 15 | 18 | 6.0 | 7 | 0 | 14 | 6 | 3 | 9 | 10 | 3.3 | |
| 2 | JONES, Reniya | 2-0 | 20:33 | 10.3 | 1-8 | .125 | 1-6 | .167 | 2-2 | 1.000 | 1 | 1 | 2 | 1.0 | 3 | 0 | 2 | 1 | 0 | 0 | 5 | 2.5 | |
| 0 | MOSLEY, Stephanie | 1-0 | 07:59 | 8.0 | 1-2 | .500 | 0-1 | .000 | 0-0 | .000 | 0 | 0 | 0 | 0.0 | 1 | 0 | 0 | 1 | 0 | 0 | 2 | 2.0 | |
| 1 | CHANEY, Olympia | 1-0 | 03:48 | 3.8 | 0-2 | .000 | 0-0 | .000 | 0-0 | .000 | 1 | 0 | 1 | 1.0 | 0 | 0 | 0 | 1 | 0 | 0 | 0 | 0.0 | |
| 32 | TURNER, Jordyn | 1-0 | 07:32 | 7.5 | 0-2 | .000 | 0-0 | .000 | 0-0 | .000 | 3 | 2 | 5 | 5.0 | 1 | 0 | 1 | 0 | 0 | 0 | 0 | 0.0 | |
| Team | | | | | | | | | | | 4 | 4 | 8 | | | | | 2 | | | | | |
| Total | | 3 | 600 | | 69-193 | .358 | 10-42 | .238 | 34-46 | .739 | 36 | 81 | 117 | 39.0 | 49 | 1 | 45 | 38 | 8 | 31 | 182 | 60.7 | |
| Opponents | | 3 | 600 | | 71-184 | .386 | 4-34 | .118 | 29-39 | .744 | 37 | 89 | 126 | 42.0 | 45 | 1 | 26 | 53 | 8 | 17 | 175 | 58.3 | |

Team Statistics

| | UTA | OPP |
|------------------------|--------|--------|
| Scoring | 182 | 175 |
| Points per game | 60.7 | 58.3 |
| Scoring margin | +2.3 | - |
| Field goals-att | 69-193 | 71-184 |
| Field goal pct | .358 | .386 |
| 3 point fg-att | 10-42 | 4-34 |
| 3-point FG pct | .238 | .118 |
| 3-pt FG made per game | 3.3 | 1.3 |
| Free throws-att | 34-46 | 29-39 |
| Free throw pct | .739 | .744 |
| F-Throws made per game | 11.3 | 9.7 |
| Rebounds | 117 | 126 |
| Rebounds per game | 39.0 | 42.0 |
| Rebounding margin | -3.0 | - |
| Assists | 45 | 26 |
| Assists per game | 15.0 | 8.7 |
| Turnovers | 38 | 53 |
| Turnovers per game | 12.7 | 17.7 |
| Turnover margin | +5.0 | - |
| Assist/turnover ratio | 1.2 | 0.5 |
| Steals | 31 | 17 |
| Steals per game | 10.3 | 5.7 |
| Blocks | 8 | 8 |
| Blocks per game | 2.7 | 2.7 |
| Winning streak | 0 | - |
| Home win streak | 0 | - |
| Attendance | 1246 | 294 |
| Home games-Avg/Game | 1-1246 | 2-147 |
| Neutral site-Avg/Game | - | 0-0 |

Team Results

| Date | Opponent | | Score | Att. |
|------------|---------------|---|-------|------|
| 12/30/2021 | at Louisiana | W | 62-60 | 192 |
| 01/01/2022 | at La.-Monroe | W | 72-56 | 102 |
| 01/08/2022 | Troy | L | 48-59 | 1246 |

LADY MAVS GAME-BY-GAME STATS

| | | | | Total | | 3-Pointers | | Free throws | | Rebounds | | | | | | | | | | | |
|-----------------|------------|-------|-----|---------|------|------------|------|-------------|------|----------|-----|-----|------|-----|-----|-----|-----|-----|-----|------|--|
| Opponent | Date | Score | | FG-FGA | PCT | 3FG-3FGA | PCT | FT-FTA | PCT | OFF | DEF | TOT | AVG | PF | A | TO | BLK | STL | PTS | AVG | |
| Baylor | 11/11/2021 | 54-81 | L | 19-60 | .317 | 1-17 | .059 | 15-21 | .714 | 14 | 23 | 37 | 37.0 | 23 | 9 | 14 | 4 | 5 | 54 | 54.0 | |
| Sam Houston | 11/13/2021 | 72-54 | W | 24-51 | .471 | 4-13 | .308 | 20-28 | .714 | 10 | 29 | 39 | 38.0 | 21 | 17 | 19 | 2 | 11 | 72 | 63.0 | |
| Houston | 11/17/2021 | 69-66 | Wot | 24-63 | .381 | 3-16 | .188 | 18-25 | .720 | 13 | 27 | 40 | 38.7 | 14 | 19 | 18 | 5 | 11 | 69 | 65.0 | |
| at North Texas | 11/20/2021 | 75-74 | Wot | 28-65 | .431 | 8-21 | .381 | 11-15 | .733 | 10 | 26 | 36 | 38.0 | 18 | 18 | 16 | 2 | 5 | 75 | 67.5 | |
| at UNLV | 11/27/2021 | 75-72 | W | 28-63 | .444 | 5-17 | .294 | 14-19 | .737 | 7 | 27 | 34 | 37.2 | 16 | 16 | 10 | 2 | 9 | 75 | 69.0 | |
| vs Kansas City | 11/28/2021 | 76-85 | L | 30-63 | .476 | 3-16 | .188 | 13-17 | .765 | 9 | 17 | 26 | 35.3 | 24 | 14 | 9 | 0 | 9 | 76 | 70.2 | |
| South Fla. | 12/02/2021 | 61-56 | W | 23-52 | .442 | 0-8 | .000 | 15-20 | .750 | 8 | 33 | 41 | 36.1 | 10 | 17 | 13 | 2 | 1 | 61 | 68.9 | |
| Rice | 12/04/2021 | 73-65 | W | 27-63 | .429 | 5-17 | .294 | 14-17 | .824 | 8 | 32 | 40 | 36.6 | 16 | 20 | 12 | 6 | 7 | 73 | 69.4 | |
| at Oklahoma St. | 12/17/2021 | 46-61 | L | 20-52 | .385 | 0-11 | .000 | 6-11 | .545 | 6 | 30 | 36 | 36.6 | 12 | 10 | 19 | 6 | 4 | 46 | 66.8 | |
| at Louisiana | 12/30/2021 | 62-60 | W | 24-59 | .407 | 5-14 | .357 | 9-12 | .750 | 6 | 27 | 33 | 36.2 | 16 | 15 | 15 | 1 | 10 | 62 | 66.3 | |
| at La.-Monroe | 01/01/2022 | 72-56 | W | 27-64 | .422 | 3-14 | .214 | 15-18 | .833 | 12 | 27 | 39 | 36.5 | 12 | 19 | 11 | 5 | 10 | 72 | 66.8 | |
| Troy | 01/08/2022 | 48-59 | L | 18-70 | .257 | 2-14 | .143 | 10-16 | .625 | 18 | 27 | 45 | 37.2 | 21 | 11 | 12 | 2 | 11 | 48 | 65.3 | |
| Total | | 783 | | 292-725 | .403 | 39-178 | .219 | 160-219 | .731 | 121 | 325 | 446 | 37.2 | 203 | 185 | 168 | 37 | 93 | 783 | 65.3 | |
| Opponents | | 789 | | 300-760 | .395 | 61-224 | .272 | 128-182 | .703 | 161 | 336 | 497 | 41.4 | 193 | 144 | 191 | 28 | 86 | 789 | 65.8 | |

UT Arlington Averages

| Games Played | Points/game | FG Pct | 3FG Pct | FT Pct | Rebounds/game | Assists/game | Turnovers/game | Assist/Turnover ratio | Steals/game | Blocks/game |
|--------------|-------------|--------|---------|--------|---------------|--------------|----------------|-----------------------|-------------|-------------|
| 12 | 65.3 | 40.3 | 21.9 | 73.1 | 37.2 | 15.4 | 14.0 | 1.1 | 7.8 | 3.1 |

BOX SCORES

#7/8 BAYLOR 81, UT ARLINGTON 54
GAME 1 | NOV. 11, 2021 | COLLEGE PARK CENTER | ARLINGTON, TEXAS

Baylor - 81

Record: 2-0

| NO. | Name | Min | FG | 3P | FT | Rebounds | Fouls | TP | AS | TO | ST | Blocks | BS | BA | | | |
|--------|-------------------|---------|-------|------|-------|----------|-------|----|----|----|----|--------|----|----|---|---|----|
| M-A | M-A | M-A | M-A | M-A | OR | DR | FF | FD | | | | BS | BA | | | | |
| 1 | Nalysa Smith | F 29:00 | 8-9 | 0-0 | 5-5 | 5 | 11 | 16 | 3 | 6 | 21 | 1 | 5 | 2 | 2 | 0 | 29 |
| 4 | Queen Egbo | C 19:03 | 3-5 | 0-0 | 0-0 | 1 | 3 | 4 | 2 | 1 | 6 | 1 | 2 | 1 | 2 | 0 | 8 |
| 3 | Jordan Lewis | G 31:02 | 4-9 | 3-7 | 1-2 | 0 | 2 | 2 | 2 | 12 | 4 | 1 | 0 | 0 | 0 | 0 | 24 |
| 21 | Jat'Nee Asberry | G 27:02 | 6-15 | 5-11 | 0-0 | 1 | 0 | 1 | 1 | 4 | 17 | 2 | 1 | 0 | 0 | 2 | 26 |
| 24 | Sarah Andrews | G 30:58 | 5-15 | 1-5 | 4-5 | 1 | 5 | 6 | 2 | 3 | 15 | 3 | 0 | 1 | 0 | 1 | 26 |
| 51 | Caitlin Bickle | 28:36 | 2-4 | 0-0 | 3-3 | 3 | 5 | 8 | 1 | 6 | 7 | 3 | 2 | 0 | 2 | 1 | 18 |
| 10 | Jaden Owens | 24:01 | 1-4 | 0-2 | 1-2 | 0 | 2 | 2 | 3 | 1 | 3 | 2 | 1 | 0 | 0 | 0 | 9 |
| 22 | Kamaria McDaniel | 04:20 | 0-1 | 0-0 | 0-0 | 0 | 1 | 1 | 0 | 0 | 0 | 0 | 0 | 0 | 0 | 0 | -1 |
| 25 | Kendra Gillispie | 03:21 | 0-1 | 0-0 | 0-0 | 0 | 1 | 1 | 2 | 0 | 0 | 0 | 0 | 0 | 0 | 0 | -1 |
| 11 | Andrea Katramados | 02:37 | 0-0 | 0-0 | 0-0 | 0 | 0 | 0 | 0 | 0 | 0 | 0 | 0 | 0 | 0 | 0 | -3 |
| Team | | | | | | 1 | | | 0 | | | 1 | | | | | |
| Totals | | | 29-63 | 9-25 | 14-17 | 12 | 30 | 42 | 16 | 23 | 81 | 16 | 13 | 4 | 6 | 4 | 27 |

Technical Fouls: NONE

| Shooting By Period | | | |
|--------------------|------|-------|-------|
| 1 st | FG% | 9-19 | 47.4% |
| | 3PT% | 4-9 | 44.4% |
| | FT% | 2-2 | 100% |
| 2 nd | FG% | 5-13 | 38.5% |
| | 3PT% | 1-5 | 20.0% |
| | FT% | 3-5 | 60% |
| 3 rd | FG% | 6-13 | 46.2% |
| | 3PT% | 2-6 | 33.3% |
| | FT% | 6-7 | 85.7% |
| 4 th | FG% | 9-18 | 50.0% |
| | 3PT% | 2-5 | 40.0% |
| | FT% | 3-3 | 100% |
| GM | FG% | 29-63 | 46.0% |
| | 3PT% | 9-25 | 36.0% |

Dead Ball Rebounds: 2, 0

UT Arlington - 54

Record: 0-1

| NO. | Name | Min | FG | 3P | FT | Rebounds | Fouls | TP | AS | TO | ST | Blocks | BS | +/- | | | |
|--------|-----------------|---------|-------|------|-------|----------|-------|----|----|----|----|--------|----|-----|---|---|-----|
| | | | M-A | M-A | M-A | OR | DR | FF | FD | | | | | | | | |
| 4 | Starr Jacobs | F 21:50 | 6-9 | 0-1 | 2-3 | 1 | 3 | 4 | 2 | 3 | 14 | 1 | 2 | 0 | 1 | 2 | -7 |
| 34 | Shyia Smith | F 23:01 | 1-3 | 0-1 | 1-4 | 1 | 2 | 3 | 4 | 2 | 3 | 0 | 2 | 0 | 0 | 0 | -9 |
| 20 | Claire Chastain | G 24:17 | 2-6 | 1-2 | 0-0 | 0 | 1 | 1 | 3 | 0 | 0 | 0 | 1 | 1 | 1 | 1 | -21 |
| 21 | Terryn Milton | G 32:00 | 2-11 | 0-1 | 4-4 | 3 | 5 | 8 | 3 | 2 | 8 | 5 | 2 | 1 | 0 | 1 | -28 |
| 24 | De'Sha Benjamin | G 23:42 | 3-11 | 0-4 | 2-2 | 0 | 2 | 2 | 4 | 2 | 8 | 1 | 4 | 0 | 0 | 2 | -24 |
| 41 | Katie Ferrell | 23:42 | 0-3 | 0-2 | 0-0 | 1 | 4 | 5 | 3 | 0 | 0 | 1 | 2 | 3 | 1 | 0 | -10 |
| 45 | Emma Halverson | 23:39 | 2-6 | 0-0 | 2-4 | 1 | 1 | 2 | 0 | 2 | 6 | 1 | 0 | 0 | 1 | 0 | -24 |
| 23 | Camryn Hawkins | 14:36 | 2-7 | 0-5 | 0-0 | 4 | 1 | 5 | 1 | 1 | 4 | 0 | 0 | 0 | 1 | 0 | -10 |
| 32 | Jordyn Turner | 04:16 | 0-1 | 0-0 | 4-4 | 1 | 3 | 4 | 1 | 2 | 4 | 0 | 1 | 0 | 0 | 0 | -2 |
| 1 | Olympia Chaney | 05:38 | 1-2 | 0-0 | 0-0 | 1 | 0 | 1 | 1 | 0 | 2 | 0 | 0 | 0 | 0 | 0 | -1 |
| 2 | Reniya Jones | 03:21 | 0-1 | 0-1 | 0-0 | 0 | 0 | 0 | 1 | 0 | 0 | 0 | 0 | 0 | 0 | 0 | -1 |
| Team | | | | | | 1 | | | 1 | | | 2 | | | | | |
| Totals | | | 19-60 | 1-17 | 15-21 | 14 | 23 | 37 | 23 | 16 | 54 | 9 | 14 | 5 | 4 | 6 | 27 |

Technical Fouls: NONE

| Shooting By Period | | | |
|--------------------|------|-------|-------|
| 1 st | FG% | 6-16 | 37.5% |
| | 3PT% | 0-2 | 0.0% |
| | FT% | 3-4 | 75% |
| 2 nd | FG% | 7-17 | 41.2% |
| | 3PT% | 1-5 | 20.0% |
| | FT% | 2-3 | 66.7% |
| 3 rd | FG% | 4-14 | 28.6% |
| | 3PT% | 0-7 | 0.0% |
| | FT% | 1-2 | 50% |
| 4 th | FG% | 2-13 | 15.4% |
| | 3PT% | 0-3 | 0.0% |
| | FT% | 9-12 | 75% |
| GM | FG% | 19-60 | 31.7% |
| | 3PT% | 1-17 | 5.9% |
| | FT% | 15-21 | 71.4% |

Dead Ball Rebounds: 3, 0

| | BU | | UTA | | | | | | | | | | |
|------------------|-------|------------------------|-------|-------------------------|---------------|----|-----|--------------------------|-----|-----|-----|-----|----|
| Biggest lead | 30 | (4 th 4:05) | 0 | (1 st 10:00) | Points from | BU | UTA | Period by Period Scoring | | | | | |
| Best Scoring Run | 11 | (3 rd 4:12) | 8 | (2 nd 6:46) | Turnovers | 22 | 9 | | | | | | |
| Lead Changes | 0 | | | | Paint | 36 | 30 | 1st | 2nd | 3rd | 4th | TOT | |
| Times Tied | 5 | | | | Second Chance | 17 | 12 | BU | 24 | 14 | 20 | 23 | 81 |
| Time with Lead | 36:15 | | 00:00 | | Fast Breaks | 9 | 2 | UTA | 15 | 17 | 9 | 13 | 54 |
| | | | | | Bench | 10 | 16 | | | | | | |

UT ARLINGTON 72, SAM HOUSTON 54
GAME 2 | NOV. 13, 2021 | COLLEGE PARK CENTER | ARLINGTON, TEXAS

Sam Houston - 54

Record: 1-1

| NO. | Name | Min | FG | 3P | FT | Rebounds | Fouls | TP | AS | TO | ST | Blocks | BS | BA | | | |
|--------|--------------------|---------|-------|-----|-----|----------|-------|----|-------|----|----|--------|----|----|----|--|--|
| | | | M-A | M-A | M-A | OR | DR | FF | FD | | | | BS | BA | | | |
| 11 | Courtney Cleveland | F 40:00 | 3-12 | 0-2 | 1-2 | 1 | 3 | 4 | 2 | 4 | 7 | 4 | 3 | 1 | 0 | | |
| 21 | Madelyn Batista | F 32:33 | 6-9 | 0-1 | 2-4 | 7 | 2 | 9 | 4 | 4 | 14 | 0 | 2 | 0 | 1 | | |
| 10 | Faith Cook | G 37:55 | 6-15 | 4-7 | 3-5 | 1 | 2 | 3 | 0 | 7 | 19 | 3 | 4 | 2 | 0 | | |
| 32 | Daniya Telemague | G 28:30 | 3-10 | 0-1 | 3-4 | 0 | 4 | 4 | 4 | 2 | 8 | 2 | 3 | 4 | 0 | | |
| 13 | Kaylee Jefferson | G 15:43 | 0-3 | 0-0 | 0-0 | 0 | 1 | 1 | 5 | 1 | 0 | 0 | 0 | 1 | 0 | | |
| 14 | Raane Smith | 04:26 | 0-1 | 0-0 | 0-0 | 0 | 1 | 1 | 1 | 0 | 0 | 0 | 1 | 0 | 0 | | |
| 24 | LeAndrea Echi | 13:31 | 0-1 | 0-0 | 0-0 | 0 | 1 | 1 | 3 | 2 | 0 | 1 | 3 | 0 | 0 | | |
| 10 | Sydney Kemp | 21:44 | 1-4 | 0-0 | 3-4 | 0 | 1 | 1 | 1 | 2 | 1 | 5 | 0 | 1 | 2 | | |
| 5 | Shuntorri Rogers | 02:14 | 0-0 | 0-0 | 0-0 | 0 | 0 | 0 | 0 | 0 | 0 | 1 | 0 | 0 | 0 | | |
| 15 | Devyn Wilson | 01:33 | 0-0 | 0-0 | 0-0 | 0 | 0 | 0 | 0 | 1 | 0 | 0 | 0 | 0 | 0 | | |
| 22 | Braylyn Dollar | 01:51 | 0-0 | 0-0 | 0-0 | 0 | 1 | 1 | 0 | 0 | 0 | 0 | 0 | 0 | 0 | | |
| Team | | | | | | 2 | | | 5 | | | 7 | | | | | |
| Totals | | | 19-55 | | | 4-11 | | | 12-19 | | | 11 | | | 21 | | |

Technical Fouls: NONE

| Shooting By Period | | |
|--------------------|------|-------------|
| 1 st | FG% | 5-17 29.4% |
| | 3PT% | 2-4 50.0% |
| | FT% | 2-4 50% |
| 2 nd | FG% | 4-10 40.0% |
| | 3PT% | 0-2 0.0% |
| | FT% | 3-4 75% |
| 3 rd | FG% | 7-16 43.8% |
| | 3PT% | 1-3 33.3% |
| | FT% | 2-2 100% |
| 4 th | FG% | 3-12 25.0% |
| | 3PT% | 1-2 50.0% |
| | FT% | 5-9 55.6% |
| GM | FG% | 19-55 34.5% |
| | 3PT% | 4-11 36.4% |

Dead Ball Rebounds: 3, 1

UT Arlington - 72

Record: 1-1

| NO. | Name | Min | FG | 3P | FT | Rebounds | Fouls | TP | AS | TO | ST | Blocks | BS | BA | | | |
|------|------------------|---------|-------|-----|-----|----------|-------|-----|----|----|----|--------|----|----|---|---|-----|
| | | | M-A | M-A | M-A | OR | DR | TOT | FF | FD | | | | | | | |
| 4 | Starr Jacobs | F 29:11 | 11-16 | 0-0 | 4-9 | 2 | 1 | 3 | 2 | 7 | 26 | 1 | 3 | 4 | 1 | 0 | 17 |
| 34 | Shyia Smith | F 14:38 | 2-3 | 0-1 | 8-8 | 1 | 2 | 3 | 2 | 8 | 12 | 0 | 4 | 2 | 0 | 0 | -4 |
| 20 | Claire Chastain | G 27:50 | 4-9 | 2-6 | 4-5 | 2 | 2 | 4 | 3 | 4 | 14 | 1 | 3 | 0 | 1 | 0 | 7 |
| 21 | Terryn Milton | G 29:50 | 3-8 | 0-1 | 1-1 | 0 | 4 | 4 | 2 | 1 | 7 | 9 | 1 | 3 | 0 | 0 | -17 |
| 24 | De'Sha Benjamin | G 17:38 | 0-2 | 0-0 | 0-0 | 1 | 2 | 3 | 0 | 0 | 0 | 1 | 3 | 0 | 0 | 0 | -4 |
| 41 | Katie Ferrell | 22:50 | 2-5 | 1-2 | 0-0 | 1 | 5 | 6 | 2 | 0 | 5 | 3 | 1 | 1 | 0 | 0 | 16 |
| 23 | Camryn Hawkins | 13:55 | 0-1 | 0-0 | 1-1 | 0 | 1 | 2 | 2 | 0 | 0 | 0 | 1 | 0 | 0 | 0 | 5 |
| 32 | Jordyn Turner | 05:21 | 1-1 | 1-1 | 0-0 | 0 | 2 | 2 | 0 | 0 | 3 | 0 | 0 | 0 | 0 | 0 | -4 |
| 45 | Emma Halverson | 15:45 | 1-1 | 0-0 | 0-1 | 0 | 4 | 4 | 1 | 1 | 2 | 0 | 0 | 0 | 0 | 0 | 12 |
| 2 | Reniya Jones | 08:00 | 0-3 | 0-1 | 0-0 | 0 | 1 | 1 | 2 | 0 | 0 | 1 | 2 | 0 | 0 | 1 | 5 |
| 1 | Olympia Chaney | 14:16 | 0-1 | 0-0 | 3-4 | 0 | 2 | 2 | 2 | 3 | 3 | 0 | 2 | 1 | 0 | 0 | 16 |
| 0 | Stephanie Mosley | 00:46 | 0-1 | 0-0 | 0-0 | 1 | 0 | 1 | 0 | 0 | 0 | 0 | 0 | 0 | 0 | 0 | -1 |
| Team | | | | | | 1 | 3 | 4 | | | 0 | 0 | | | | | |

Technical Fouls: NONE

| Shooting By Period | | |
|--------------------|------|-------------|
| 1 st | FG% | 7-15 46.7% |
| | 3PT% | 2-6 33.3% |
| | FT% | 3-3 100% |
| 2 nd | FG% | 3-9 33.3% |
| | 3PT% | 1-4 25.0% |
| | FT% | 7-8 87.5% |
| 3 rd | FG% | 6-10 60.0% |
| | 3PT% | 1-2 50.0% |
| | FT% | 5-9 55.6% |
| 4 th | FG% | 8-17 47.1% |
| | 3PT% | 0-1 0.0% |
| | FT% | 5-8 62.5% |
| GM | FG% | 24-51 47.1% |
| | 3PT% | 4-13 30.8% |
| | FT% | 20-28 71.4% |

Dead Ball Rebounds: 3, 0

| | SHSU | UTA | | | | | | | | | | |
|------------------|--------------------------|---------------------------|-------------|---------------|-----|--------------------------|------|-----|-----|-----|-----|----|
| Biggest lead | 6 (1 st 6:40) | 21 (4 th 1:04) | Points from | SHSU | UTA | Period by Period Scoring | | | | | | |
| Best Scoring Run | 7 (4 th 8:54) | 13 (4 th 3:58) | Turnovers | 22 | 28 | | | | | | | |
| Lead Changes | 1 | | 1 | Second Chance | 5 | 10 | 1st | 2nd | 3rd | 4th | TOT | |
| Times Tied | 1 | | 2 | Fast Breaks | 6 | 9 | SHSU | 14 | 11 | 17 | 12 | 54 |
| Time with Lead | 06:06 | 33:19 | 3 | Bench | 5 | 13 | UTA | 19 | 14 | 18 | 21 | 72 |

BOX SCORES



UT ARLINGTON 75, UNLV 72

GAME 5 | NOV. 27, 2021 | COX PAVILION | LAS VEGAS, NEV.



UT Arlington - 75

Record: 4-1

| NO. | Name | Min | FG | 3P | FT | Rebounds | Fouls | TP | AS | TO | ST | Blocks | +/- |
|--------|-----------------|---------|-------|------|-------|-----------|-------|----|----|----|----|--------|-----|
| | | | M-A | M-A | M-A | OR DR TOT | PF PD | | | | | BS BA | |
| 4 | Starr Jacobs | F 33:35 | 14-24 | 0-1 | 0-2 | 4 5 9 | 1 3 | 28 | 1 | 3 | 4 | 0 0 | 8 |
| 41 | Katie Ferrell | F 25:27 | 2-8 | 0-4 | 0-0 | 1 8 9 | 1 0 | 4 | 8 | 2 | 1 | 1 0 | 9 |
| 20 | Claire Chastain | G 36:06 | 3-6 | 1-2 | 8-9 | 0 3 3 | 4 5 | 10 | 0 | 0 | 0 | 0 0 | 3 |
| 21 | Terryn Milton | G 32:58 | 3-7 | 0-0 | 4-4 | 1 1 2 | 3 3 | 10 | 3 | 1 | 2 | 0 0 | 9 |
| 24 | De'Sha Benjamin | G 31:24 | 3-9 | 2-5 | 2-2 | 0 2 2 | 1 2 | 10 | 2 | 4 | 2 | 1 0 | 1 |
| 45 | Emma Halverson | 12:12 | 0-2 | 0-0 | 0-2 | 1 2 3 | 2 1 | 0 | 1 | 0 | 0 | 0 0 | -4 |
| 2 | Reniya Jones | 06:22 | 1-2 | 1-1 | 0-0 | 0 1 1 | 2 0 | 3 | 0 | 0 | 0 | 0 0 | -6 |
| 23 | Camryn Hawkins | 18:11 | 1-4 | 1-4 | 0-0 | 0 2 2 | 2 0 | 3 | 1 | 0 | 0 | 0 0 | 1 |
| 32 | Jordyn Turner | 03:45 | 1-1 | 0-0 | 0-0 | 0 0 0 | 0 0 | 0 | 2 | 0 | 0 | 0 0 | -6 |
| Team | | | | | | 0 3 3 | | | | 0 | 0 | | |
| Totals | | | 28-63 | 5-17 | 14-19 | 7 27 34 | 16 14 | 75 | 16 | 10 | 9 | 2 0 | 3 |

Technical Fouls: NONE

| Shooting By Period | | |
|---------------------|-------|--------|
| 1 st FG% | 9-15 | 60.0% |
| 3PT% | 3-4 | 75.0% |
| FT% | 3-3 | 100% |
| 2 nd FG% | 5-16 | 31.3% |
| 3PT% | 0-5 | 0.0% |
| FT% | 0-0 | 0% |
| 3 rd FG% | 8-19 | 42.1% |
| 3PT% | 1-7 | 14.3% |
| FT% | 0-0 | 0% |
| 4 th FG% | 6-13 | 46.2% |
| 3PT% | 1-1 | 100.0% |
| 3PT% | 5-17 | 29.4% |
| FT% | 14-19 | 73.7% |

Dead Ball Rebounds: 3-0

UNLV - 72

Record: 3-2

| NO. | Name | Min | FG | 3P | FT | Rebounds | Fouls | TP | AS | TO | ST | Blocks | +/- |
|--------|-----------------------|---------|-------|------|-------|-----------|-------|----|----|----|----|--------|-----|
| | | | M-A | M-A | M-A | OR DR TOT | PF PD | | | | | BS BA | |
| 1 | Nneka Obiazor | F 28:23 | 7-12 | 0-0 | 1-1 | 3 8 11 | 1 1 | 15 | 2 | 1 | 0 | 0 0 | 3 |
| 20 | Khayla Rooks | F 21:23 | 2-6 | 0-1 | 0-0 | 2 2 4 | 2 0 | 4 | 2 | 2 | 0 | 0 0 | -10 |
| 5 | Jade Thomas | G 13:49 | 0-3 | 0-2 | 0-0 | 0 2 2 | 1 0 | 0 | 0 | 0 | 0 | 0 0 | -13 |
| 11 | Justice Eldridge | G 25:54 | 4-7 | 0-0 | 0-0 | 1 0 1 | 1 0 | 8 | 1 | 1 | 2 | 0 0 | -7 |
| 24 | Essence Booker | G 36:20 | 4-14 | 2-5 | 4-4 | 0 5 5 | 2 6 | 14 | 7 | 2 | 3 | 0 2 | -2 |
| 23 | Desi-Rae Young | 26:33 | 8-14 | 0-0 | 3-4 | 0 4 4 | 4 4 | 19 | 2 | 3 | 1 | 0 0 | 2 |
| 3 | Klara Jackson | 13:18 | 0-3 | 0-3 | 0-0 | 1 1 0 | 1 0 | 0 | 2 | 2 | 0 | 0 0 | 2 |
| 15 | Keyana Wilfred | 03:37 | 1-1 | 0-0 | 2-2 | 1 0 1 | 0 1 | 4 | 0 | 0 | 0 | 0 0 | 0 |
| 12 | Alyssa Durazo-Frescas | 24:13 | 2-3 | 2-3 | 2-2 | 0 2 2 | 2 2 | 8 | 1 | 2 | 0 | 0 0 | 9 |
| 2 | Kenadee Winfrey | 06:30 | 0-1 | 0-0 | 0-0 | 1 2 3 | 0 1 | 0 | 2 | 1 | 0 | 0 0 | 1 |
| Team | | | | | | 1 4 5 | | | | 0 | 0 | | |
| Totals | | | 28-64 | 4-17 | 12-13 | 9 30 39 | 14 16 | 72 | 19 | 14 | 6 | 0 2 | -3 |

Technical Fouls: NONE

Dead Ball Rebounds: 1-0

| | | UTA | UNLV |
|------------------|---------------------------|---------------------------|------|
| Biggest lead | 10 (1 st 0:37) | 8 (2 nd 0:29) | |
| Best Scoring Run | 10 (1 st 0:37) | 12 (2 nd 6:48) | |
| Lead Changes | 4 | | |
| Times Tied | 6 | | |
| Time with Lead | 18:38 | 17:28 | |

| Points from | | UTA | UNLV |
|---------------|----|-----|------|
| Turnovers | 17 | 14 | |
| Paint | 42 | 46 | |
| Second Chance | 8 | 9 | |
| Fast Breaks | 14 | 11 | |
| Bench | 8 | 31 | |

| Period by Period Scoring | | UTA | UNLV | |
|--------------------------|-----|-----|------|-----|
| 1st | 2nd | 3rd | 4th | TOT |
| 24 | 10 | 17 | 24 | 75 |
| 16 | 24 | 15 | 17 | 72 |



KANSAS CITY 85, UT ARLINGTON 76

GAME 6 | NOV. 28, 2021 | COX PAVILION | LAS VEGAS, NEV.



UT Arlington - 76

Record: 4-2

| NO. | Name | Min | FG | 3P | FT | Rebounds | Fouls | TP | AS | TO | ST | Blocks | +/- |
|--------|-----------------|---------|-------|------|-------|-----------|-------|----|----|----|----|--------|-----|
| | | | M-A | M-A | M-A | OR DR TOT | PF PD | | | | | BS BA | |
| 4 | Starr Jacobs | F 35:20 | 12-17 | 0-0 | 3-5 | 4 0 4 | 3 3 | 27 | 2 | 1 | 3 | 0 1 | 5 |
| 41 | Katie Ferrell | F 13:21 | 0-2 | 0-1 | 0-0 | 0 0 0 | 5 0 | 0 | 4 | 0 | 1 | 0 0 | -7 |
| 20 | Claire Chastain | G 28:00 | 0-10 | 0-6 | 2-2 | 0 4 4 | 2 1 | 2 | 0 | 2 | 1 | 0 0 | -7 |
| 21 | Terryn Milton | G 38:13 | 8-13 | 0-0 | 2-3 | 2 3 5 | 2 4 | 16 | 7 | 0 | 1 | 0 0 | -6 |
| 24 | De'Sha Benjamin | G 29:26 | 7-13 | 1-5 | 5-5 | 0 4 4 | 4 5 | 20 | 0 | 2 | 1 | 0 0 | 5 |
| 45 | Emma Halverson | 20:22 | 1-4 | 0-0 | 0-0 | 2 1 3 | 3 2 | 2 | 0 | 3 | 0 | 0 0 | -12 |
| 2 | Reniya Jones | 06:02 | 0-0 | 0-0 | 0-0 | 0 0 0 | 1 0 | 0 | 0 | 0 | 0 | 0 0 | -11 |
| 23 | Camryn Hawkins | 19:29 | 2-4 | 2-4 | 1-2 | 0 1 1 | 1 1 | 7 | 1 | 1 | 2 | 0 0 | 9 |
| 32 | Jordyn Turner | 09:47 | 0-0 | 0-0 | 0-0 | 0 2 2 | 3 1 | 0 | 0 | 0 | 0 | 0 0 | -11 |
| Team | | | | | | 1 2 3 | | | | 0 | 0 | | |
| Totals | | | 30-63 | 3-16 | 13-17 | 9 17 26 | 24 17 | 76 | 14 | 9 | 9 | 0 1 | -9 |

Technical Fouls: NONE

| Shooting By Period | | |
|---------------------|-------|-------|
| 1 st FG% | 13-17 | 76.5% |
| 3PT% | 3-4 | 75.0% |
| FT% | 0-0 | 0% |
| 2 nd FG% | 5-15 | 33.3% |
| 3PT% | 0-3 | 0.0% |
| FT% | 4-4 | 100% |
| 3 rd FG% | 8-16 | 50.0% |
| 3PT% | 0-2 | 0.0% |
| FT% | 1-3 | 33.3% |
| 4 th FG% | 4-5 | 80.0% |
| 3PT% | 0-7 | 0.0% |
| FT% | 8-10 | 80% |
| GM FG% | 30-63 | 47.6% |
| 3PT% | 3-16 | 18.8% |
| FT% | 13-17 | 76.5% |

Dead Ball Rebounds: 1-0

Kansas City - 85

Record: 6-1

| NO. | Name | Min | FG | 3P | FT | Rebounds | Fouls | TP | AS | TO | ST | Blocks | +/- |
|--------|------------------|---------|-------|-------|-------|-----------|-------|----|----|----|----|--------|-----|
| | | | M-A | M-A | M-A | OR DR TOT | PF PD | | | | | BS BA | |
| 1 | Brooklyn McDavid | F 16:01 | 0-2 | 0-0 | 0-2 | 1 1 2 | 2 4 | 0 | 3 | 3 | 0 | 0 0 | -3 |
| 4 | Klara Bradley | F 40:00 | 4-7 | 4-6 | 1-2 | 1 8 9 | 2 3 | 13 | 5 | 3 | 1 | 0 0 | 9 |
| 23 | Paige Bradford | F 34:05 | 5-10 | 0-1 | 0-0 | 3 10 13 | 3 3 | 10 | 0 | 4 | 0 | 1 0 | 12 |
| 3 | Naomie Anatas | G 37:52 | 12-19 | 6-7 | 9-9 | 2 2 4 | 5 7 | 38 | 7 | 3 | 3 | 0 0 | 7 |
| 21 | Mandy Williams | G 22:18 | 3-6 | 2-5 | 3-3 | 0 2 2 | 1 2 | 11 | 0 | 1 | 0 | 0 0 | -10 |
| 35 | Dani Winslow | 28:15 | 3-6 | 0-0 | 3-5 | 2 2 4 | 3 4 | 9 | 1 | 1 | 2 | 0 0 | 11 |
| 12 | Ravon Nero | 21:29 | 1-3 | 0-2 | 2-2 | 0 1 1 | 1 1 | 4 | 3 | 1 | 0 | 0 0 | 19 |
| Team | | | | | | 2 1 3 | | | | 0 | 1 | | |
| Totals | | | 28-53 | 12-21 | 17-23 | 11 27 38 | 17 24 | 85 | 19 | 17 | 6 | 1 0 | 9 |

Technical Fouls: NONE

| Shooting By Period | | |
|---------------------|-------|--------|
| 1 st FG% | 9-12 | 75.0% |
| 3PT% | 5-6 | 83.3% |
| FT% | 5-5 | 100% |
| 2 nd FG% | 5-16 | 31.3% |
| 3PT% | 2-6 | 33.3% |
| FT% | 4-5 | 80% |
| 3 rd FG% | 5-13 | 38.5% |
| 3PT% | 2-6 | 33.3% |
| FT% | 3-7 | 42.9% |
| 4 th FG% | 9-12 | 75.0% |
| 3PT% | 3-3 | 100.0% |
| FT% | 5-6 | 83.3% |
| GM FG% | 28-53 | 52.8% |
| 3PT% | 12-21 | 57.1% |
| FT% | 17-23 | 73.9% |

Dead Ball Rebounds: 3-0

| | | UTA | UMKC |
|------------------|--------------------------|---------------------------|------|
| Biggest lead | 6 (1 st 2:51) | 12 (4 th 3:05) | |
| Best Scoring Run | 9 (3 rd 2:08) | 12 (2 nd 6:34) | |
| Lead Changes | 17 | | |
| Times Tied | 8 | | |
| Time with Lead | 12:06 | 25:15 | |

| Points from | | UTA | UMKC |
|---------------|----|-----|------|
| Turnovers | 14 | 17 | |
| Paint | 44 | 28 | |
| Second Chance | 9 | 7 | |
| Fast Breaks | 13 | 13 | |
| Bench | 9 | 13 | |

| | |
|--------------------------|--|
| Dead Ball Rebounds: 3, 0 | |
|--------------------------|--|



UT ARLINGTON 61, #13/17 SOUTH FLORIDA 56

GAME 7 | DEC. 2, 2021 | COLLEGE PARK CENTER | ARLINGTON, TEXAS



South Fla. - 56

Record: 5-3

| NO. | Name | Min | FG | 3P | FT | Rebounds | Fouls | TP | AS | TO | ST | Blocks | +/- |
|--------|-------------------------|---------|-------|------|------|-----------|-------|----|----|----|----|--------|-----|
| | | | M-A | M-A | M-A | OR DR TOT | PF PD | | | | | BS BA | |
| 20 | Bethy Mununga | F 38:52 | 6-10 | 1-1 | 0-2 | 6 14 20 | 4 3 | 13 | 2 | 3 | 2 | 2 0 | -3 |
| 21 | Shae Leverett | F 24:10 | 1-1 | 0-0 | 0-0 | 0 2 2 | 3 0 | 2 | 0 | 0 | 2 | 0 0 | -7 |
| 3 | Sydni Harvey | G 35:40 | 5-16 | 2-8 | 1-2 | 0 0 0 | 5 3 | 13 | 0 | 1 | 0 | 0 1 | -5 |
| 4 | Elisa Pinzan | G 38:10 | 3-16 | 2-9 | 2-2 | 0 3 3 | 3 2 | 10 | 11 | 2 | 4 | 0 0 | -4 |
| 5 | Elena Tsineke | G 32:09 | 3-14 | 0-1 | 2-2 | 4 1 5 | 3 1 | 8 | 1 | 1 | 1 | 0 1 | 1 |
| 1 | Maria Alvarez | 05:18 | 0-2 | 0-2 | 0-0 | 0 2 2 | 0 0 | 0 | 1 | 1 | 0 | 0 0 | 2 |
| 32 | Dulcy Mendiladeu Fankam | 15:50 | 4-8 | 0-0 | 2-2 | 1 1 2 | 1 1 | 10 | 0 | 1 | 0 | 1 0 | 2 |
| 12 | Cristina Bermejo | 05:47 | 0-1 | 0-0 | 1-0 | 1 0 1 | 0 0 | 0 | 0 | 1 | 0 | 0 0 | -6 |
| 22 | Aerial Wilson | 03:09 | 0-0 | 0-0 | 0-0 | 0 0 0 | 0 0 | 0 | 1 | 1 | 0 | 0 0 | -2 |
| 13 | Sara Guerreiro | 00:55 | 0-0 | 0-0 | 0-0 | 0 0 0 | 0 0 | 0 | 0 | 0 | 0 | 0 0 | -3 |
| Team | | | | | | 2 2 4 | | | | 0 | 1 | | |
| Totals | | | 22-68 | 5-22 | 7-10 | 14 25 39 | 10 19 | 56 | 16 | 11 | 9 | 3 2 | -5 |

Technical Fouls: NONE

| Shooting By Period | | |
|--------------------|------|-------------|
| 1 st | FG% | 6-18 33.3% |
| | 3PT% | 1-4 25.0% |
| | FT% | 0-0 0% |
| 2 nd | FG% | 6-14 42.9% |
| | 3PT% | 2-5 40.0% |
| | FT% | 2-3 66.7% |
| 3 rd | FG% | 4-18 22.2% |
| | 3PT% | 0-4 0.0% |
| | FT% | 3-3 100% |
| 4 th | FG% | 6-18 33.3% |
| | 3PT% | 2-9 22.2% |
| | FT% | 2-4 50% |
| GM | FG% | 22-68 32.4% |
| | 3PT% | 5-22 22.7% |
| | FT% | 7-10 70.0% |

BOX SCORES



OKLAHOMA STATE 61, UT ARLINGTON 46

GAME 9 | DEC. 17, 2021 | GALLAGHER-IBA ARENA | STILLWATER, OKLA.



UT Arlington - 46

Record: 6-3

| NO. | Name | Min | FG | 3P | FT | Rebounds | Fouls | TP | AS | TO | ST | Blocks | + | - |
|--------|-----------------|---------|-------|------|------|-----------|-------|----|----|----|----|--------|---|-----|
| | | | M-A | M-A | M-A | OR DR TOT | PF | | | | | BS BA | | |
| 4 | Starr Jacobs | F 31:22 | 6-12 | 0-0 | 2-7 | 0 6 6 | 2 5 | 14 | 1 | 1 | 1 | 1 | 3 | -13 |
| 41 | Katie Ferrell | F 28:43 | 2-4 | 0-0 | 0-0 | 0 7 7 | 2 1 | 4 | 5 | 2 | 2 | 0 | 0 | -3 |
| 2 | Reniya Jones | G 10:08 | 0-1 | 0-0 | 0-0 | 0 1 1 | 0 0 | 0 | 0 | 0 | 0 | 0 | 0 | -3 |
| 20 | Claire Chastain | G 33:45 | 4-11 | 0-3 | 0-0 | 1 4 5 | 2 4 | 8 | 2 | 5 | 1 | 2 | 1 | -17 |
| 24 | De'Sha Benjamin | G 28:11 | 1-7 | 0-3 | 2-2 | 0 4 4 | 4 1 | 4 | 0 | 6 | 0 | 1 | 0 | -6 |
| 21 | Terryn Milton | G 23:37 | 6-9 | 0-0 | 0-0 | 1 2 3 | 1 0 | 12 | 1 | 2 | 0 | 1 | 0 | -11 |
| 23 | Camryn Hawkins | G 20:32 | 1-4 | 0-3 | 2-2 | 0 2 2 | 1 1 | 4 | 1 | 1 | 0 | 0 | 0 | -12 |
| 45 | Emma Halverson | G 17:05 | 0-3 | 0-0 | 0-0 | 0 2 2 | 0 0 | 0 | 0 | 1 | 0 | 1 | 1 | -1 |
| 32 | Jordyn Turner | G 06:37 | 0-1 | 0-0 | 0-0 | 1 0 1 | 0 0 | 0 | 0 | 0 | 0 | 0 | 0 | -1 |
| Team | | | | | | 3 2 5 | | 0 | 1 | | | | | |
| Totals | | | 20-52 | 0-11 | 6-11 | 6 30 36 | 12 12 | 46 | 10 | 19 | 4 | 6 | 5 | -15 |

Technical Fouls: NONE

| Shooting By Period | 1st | 2nd | 3rd | 4th | OT |
|--------------------|-------|-------|-----|-----|----|
| FG% | 51.2 | 41.7% | | | |
| 3PT% | 0.0 | 0.0% | | | |
| FT% | 2.2 | 100% | | | |
| 2nd FG% | 5-12 | 41.7% | | | |
| 3PT% | 0-3 | 0.0% | | | |
| FT% | 1-3 | 33.3% | | | |
| 3rd FG% | 7-16 | 43.8% | | | |
| 3PT% | 0-1 | 0.0% | | | |
| FT% | 0-0 | 0.0% | | | |
| 4th FG% | 3-12 | 25.0% | | | |
| 3PT% | 0-4 | 0.0% | | | |
| FT% | 3-6 | 50.0% | | | |
| GM FG% | 20-52 | 38.5% | | | |
| 3PT% | 0-11 | 0.0% | | | |
| FT% | 6-11 | 54.5% | | | |

Dead Ball Rebounds: 1, 0

Oklahoma St. - 61

Record: 5-4

| NO. | Name | Min | FG M-A | 3P M-A | FT M-A | Rebounds OR DR TOT | Fouls PF TT | TP | AS | TO | ST | Blocks BS BA | +/- | |
|--------|------------------|---------|-----------|-----------|-----------|-----------------------|----------------|----|----|----|----|-----------------|-----|----|
| 14 | Taylen Collins | F 31:13 | 3-6 | 0-0 | 0-0 | 1 6 7 | 1 1 | 6 | 1 | 1 | 1 | 0 | 1 | 13 |
| 25 | Abbie Winchester | F 13:49 | 1-1 | 0-0 | 0-2 | 0 2 2 | 1 1 | 2 | 0 | 1 | 0 | 0 | 0 | -5 |
| 2 | Nafesat Notoa | G 14:38 | 0-8 | 0-3 | 0-0 | 2 4 6 | 0 0 | 0 | 1 | 1 | 0 | 0 | 3 | 9 |
| 11 | N'Yah Boyd | G 32:21 | 2-8 | 0-1 | 1-2 | 1 3 4 | 0 1 | 5 | 6 | 0 | 2 | 0 | 0 | 37 |
| 23 | Lauren Fields | G 37:39 | 9-24 | 2-10 | 3-4 | 1 4 5 | 1 3 | 23 | 2 | 3 | 3 | 0 | 1 | 19 |
| 1 | Kassidy De Lapp | G 20:38 | 3-4 | 0-0 | 0-2 | 4 8 4 | 4 6 | 0 | 1 | 3 | 4 | 0 | 15 | |
| 5 | Chloe Mayer | G 02:40 | 0-1 | 0-0 | 0-0 | 0 0 0 | 2 0 | 0 | 1 | 0 | 0 | 0 | 0 | -3 |
| 15 | Lexy Keys | G 25:36 | 4-11 | 3-8 | 0-0 | 2 2 2 | 2 0 | 11 | 0 | 1 | 1 | 0 | 1 | 8 |
| 20 | Macie James | G 02:21 | 0-1 | 0-0 | 0-0 | 1 0 1 | 0 0 | 0 | 0 | 0 | 0 | 0 | 0 | -4 |
| 22 | Ruthie Udumoh | G 14:20 | 3-3 | 0-0 | 2-4 | 3 4 7 | 2 0 | 8 | 0 | 1 | 0 | 0 | 0 | -7 |
| 3 | Micah Dennis | G 04:47 | 0-2 | 0-0 | 0-0 | 0 0 0 | 1 0 | 0 | 1 | 2 | 0 | 0 | 0 | -1 |
| Team | | | | | | 3 2 5 | | 0 | 2 | | | | | |
| Totals | | | 25-69 | 5-22 | 6-14 | 18 29 47 | 12 12 | 61 | 10 | 13 | 12 | 5 | 6 | 15 |

Technical Fouls: NONE

| Shooting By Period | 1st | 2nd | 3rd | 4th | OT |
|--------------------|-------|-------|-----|-----|----|
| FG% | 91.9 | 47.4% | | | |
| 3PT% | 2-4 | 50.0% | | | |
| FT% | 0-0 | 0.0% | | | |
| 2nd FG% | 3-17 | 17.6% | | | |
| 3PT% | 1-7 | 14.3% | | | |
| FT% | 4-8 | 50% | | | |
| 3rd FG% | 6-18 | 33.3% | | | |
| 3PT% | 2-7 | 28.6% | | | |
| FT% | 0-2 | 0.0% | | | |
| 4th FG% | 7-15 | 46.7% | | | |
| 3PT% | 0-4 | 0.0% | | | |
| FT% | 2-4 | 50% | | | |
| GM FG% | 25-69 | 36.2% | | | |
| 3PT% | 5-22 | 22.7% | | | |
| FT% | 6-14 | 42.9% | | | |

Dead Ball Rebounds: 4, 1

| | UTA | OSU |
|------------------|---------------------------|---------------------------|
| Biggest lead | 2 (1 st 9:36) | 17 (4 th 2:49) |
| Best Scoring Run | 10 (3 rd 5:36) | 9 (1 st 3:03) |
| Lead Changes | 3 | |
| Times Tied | 1 | |
| Time with Lead | 01:37 | 36:44 |

| Points from | UTA | OSU |
|---------------|-----|-----|
| Turnovers | 34 | 32 |
| Paint | 11 | 14 |
| Second Chance | 2 | 13 |
| Fast Breaks | 12 | 21 |
| Bench | 16 | 25 |

| Period by Period Scoring | 1st | 2nd | 3rd | 4th | TOT |
|--------------------------|-----|-----|-----|-----|-----|
| UTA | 12 | 11 | 14 | 9 | 46 |
| OSU | 20 | 11 | 14 | 16 | 61 |



UT ARLINGTON 62, LOUISIANA 60

GAME 10 | DEC. 30, 2021 | CAJUNDOME | LAFAYETTE, LA.



UT Arlington - 62

Record: 7-3 (1-0)

| NO. | Name | Min | FG | 3P | FT | Rebounds | Fouls | TP | AS | TO | ST | Blocks | + | - |
|--------|-----------------|---------|-------|------|------|-----------|-------|----|----|----|----|--------|---|----|
| | | | M-A | M-A | M-A | OR DR TOT | PF | | | | | BS BA | | |
| 4 | Starr Jacobs | F 31:35 | 9-18 | 0-0 | 6-8 | 2 3 5 | 4 5 | 24 | 1 | 2 | 2 | 0 | 0 | 10 |
| 41 | Katie Ferrell | F 30:17 | 1-4 | 0-0 | 0-0 | 1 5 6 | 3 1 | 2 | 7 | 0 | 5 | 0 | 0 | -1 |
| 20 | Claire Chastain | G 29:52 | 3-9 | 1-4 | 2-2 | 1 3 4 | 3 1 | 9 | 0 | 3 | 0 | 1 | 0 | 1 |
| 21 | Terryn Milton | G 33:37 | 3-7 | 0-0 | 0-0 | 0 1 1 | 1 2 | 6 | 5 | 1 | 2 | 0 | 0 | -1 |
| 24 | De'Sha Benjamin | G 28:49 | 3-12 | 1-4 | 0-0 | 0 6 6 | 1 1 | 7 | 1 | 2 | 0 | 0 | 0 | -8 |
| 23 | Camryn Hawkins | G 20:14 | 4-7 | 3-5 | 1-2 | 0 4 4 | 0 1 | 12 | 1 | 1 | 1 | 0 | 0 | 11 |
| 45 | Emma Halverson | G 18:15 | 1-2 | 0-1 | 0-0 | 0 4 4 | 1 1 | 2 | 0 | 0 | 0 | 0 | 0 | 0 |
| 34 | Shylia Smith | G 07:21 | 0-0 | 0-0 | 0-0 | 0 1 1 | 3 0 | 0 | 0 | 4 | 0 | 0 | 0 | -2 |
| Team | | | | | | 2 0 2 | | 0 | 2 | | | | | |
| Totals | | | 24-59 | 5-14 | 9-12 | 6 27 33 | 16 12 | 62 | 15 | 15 | 10 | 1 | 0 | 2 |

Technical Fouls: NONE

| Shooting By Period | 1st | 2nd | 3rd | 4th | OT |
|--------------------|-------|-------|-----|-----|----|
| FG% | 91.5 | 60.0% | | | |
| 3PT% | 2-4 | 50.0% | | | |
| FT% | 2-2 | 100% | | | |
| 2nd FG% | 7-16 | 43.8% | | | |
| 3PT% | 2-5 | 40.0% | | | |
| FT% | 3-4 | 75% | | | |
| 3rd FG% | 6-16 | 37.5% | | | |
| 3PT% | 1-3 | 33.3% | | | |
| FT% | 2-2 | 100% | | | |
| 4th FG% | 2-12 | 16.7% | | | |
| 3PT% | 0-2 | 0.0% | | | |
| FT% | 2-4 | 50% | | | |
| GM FG% | 24-59 | 40.7% | | | |
| 3PT% | 5-14 | 35.7% | | | |
| FT% | 9-12 | 75.0% | | | |

Dead Ball Rebounds: 3, 0

Louisiana - 60

Record: 8-3 (0-1)

| NO. | Name | Min | FG | 3P | FT | Rebounds | Fouls | TP | AS | TO | ST | Blocks | + | - |
|--------|------------------|---------|-------|------|------|-----------|-------|----|----|----|----|--------|---|-----|
| | | | M-A | M-A | M-A | OR DR TOT | PF | | | | | BS BA | | |
| 5 | Tamera Johnson | F 38:59 | 5-9 | 0-1 | 0-0 | 1 6 7 | 3 4 | 10 | 1 | 4 | 2 | 0 | 0 | 1 |
| 35 | Tyrea Doucet | F 29:24 | 5-10 | 0-1 | 2-2 | 1 10 11 | 3 1 | 12 | 1 | 1 | 1 | 0 | 0 | 5 |
| 4 | Laney Wheaton | G 28:45 | 5-9 | 0-0 | 0-0 | 1 0 1 | 0 3 | 10 | 0 | 2 | 0 | 0 | 0 | 2 |
| 15 | Diamond Morrison | G 16:16 | 1-3 | 1-3 | 0-0 | 1 0 1 | 0 0 | 3 | 0 | 1 | 0 | 0 | 0 | -8 |
| 24 | Destiny Rice | G 37:04 | 5-11 | 0-2 | 7-10 | 1 6 7 | 2 6 | 17 | 4 | 3 | 0 | 0 | 0 | 3 |
| 3 | Makayla Hallmon | G 26:00 | 4-12 | 0-2 | 0-0 | 0 4 4 | 3 0 | 8 | 0 | 2 | 2 | 0 | 0 | 9 |
| 20 | Caitra Wren | G 11:31 | 0-1 | 0-0 | 0-0 | 1 0 1 | 1 0 | 0 | 1 | 2 | 0 | 0 | 0 | -10 |
| 0 | Ashlyn Jones | G 08:20 | 0-1 | 0-0 | 0-0 | 0 0 0 | 0 0 | 0 | 0 | 1 | 0 | 0 | 0 | -13 |
| 33 | Lafaelia Green | G 00:06 | 0-0 | 0-0 | 0-0 | 0 0 0 | 0 0 | 0 | 0 | 0 | 0 | 0 | 0 | 1 |
| 13 | Skyler Christmas | G 03:35 | 0-2 | 0-1 | 0-0 | 0 0 0 | 2 0 | 0 | 0 | 0 | 0 | 0 | 1 | 0 |
| Team | | | | | | 2 1 3 | | 0 | 2 | | | | | |
| Totals | | | 25-58 | 1-10 | 9-12 | 7 28 35 | 12 16 | 60 | 8 | 17 | 5 | 0 | 1 | -2 |

Technical Fouls: NONE

| Shooting By Period | 1st | 2nd | 3rd | 4th | OT |
|--------------------|-------|-------|-----|-----|----|
| FG% | 71.2 | 58.3% | | | |
| 3PT% | 0-1 | 0.0% | | | |
| FT% | 3-4 | 75% | | | |
| 2nd FG% | 5-18 | 27.8% | | | |
| 3PT% | 1-4 | 25.0% | | | |
| FT% | 0-0 | 0% | | | |
| 3rd FG% | 6-13 | 46.2% | | | |
| 3PT% | 0-3 | 0.0% | | | |
| FT% | 6-8 | 75% | | | |
| 4th FG% | 7-15 | 46.7% | | | |
| 3PT% | 0-2 | 0.0% | | | |
| FT% | 0-0 | 0% | | | |
| GM FG% | 25-58 | 43.1% | | | |
| 3PT% | 1-10 | 10.0% | | | |
| FT% | 9-12 | 75.0% | | | |

Dead Ball Rebounds: 2, 1

| | UTA | LA |
|------------------|---------------------------|---------------------------|
| Biggest lead | 15 (3 rd 8:56) | 2 (1 st 9:40) |
| Best Scoring Run | 10 (2 nd 3:23) | 10 (4 th 5:51) |
| Lead Changes | 3 | |
| Times Tied | 5 | |
| Time with Lead | 35:10 | 01:25 |

| Points from | UTA | LA |
|---------------|-----|----|
| Turnovers | 13 | 7 |
| Paint | 30 | 38 |
| Second Chance | 6 | 6 |
| Fast Breaks | 20 | 6 |
| Bench | 14 | 8 |

| Period by Period Scoring | 1st | 2nd | 3rd | 4th | TOT |
|--------------------------|-----|-----|-----|-----|-----|
| UTA | 22 | 19 | 15 | 6 | 62 |
| LA | 17 | 11 | 18 | 14 | 60 |



UT ARLINGTON 72, ULM 56

GAME 11 | JAN. 1, 2022 | FANT-EDWING COLISEUM | MONROE, LA.



UT Arlington - 72

Record: 8-3 (2-0)

| NO. | Name | Min | FG M-A | 3P M-A | FT M-A | Rebounds OR DR TOT | Fouls PF FO | TP | AS | TO | ST | Blocks BS BA | + | - |
|-----------------------|------------------|---------|-----------|-----------|-----------|-----------------------|----------------|----|----|----|----|-----------------|---|----|
| 4 | Starr Jacobs | F 24:38 | 7-12 | 0-0 | 6-6 | 0 3 3 | 2 6 | 20 | 3 | 1 | 0 | 1 | 0 | 9 |
| 41 | Katie Ferrell | F 19:47 | 2-3 | 0-0 | 0-0 | 2 6 8 | 1 1 | 6 | 2 | 4 | 1 | 2 | 0 | 6 |
| 20 | Claire Chastain | G 25:16 | 2-9 | 1-5 | 1-2 | 1 1 2 | 2 1 | 6 | 2 | 0 | 0 | 1 | 1 | 7 |
| 21 | Terryn Milton | G 25:39 | 5-10 | 0-0 | 0-0 | 1 3 4 | 0 0 | 10 | 2 | 2 | 5 | 0 | 0 | 10 |
| 24 | De'Sha Benjamin | G 25:23 | 3-8 | 0-0 | 1-2 | 1 6 7 | 0 1 | 7 | 3 | 0 | 0 | 1 | 0 | 6 |
| 34 | Shya Smith | 16:06 | 2-3 | 0-0 | 2-2 | 0 1 1 | 2 3 | 6 | 0 | 0 | 1 | 0 | 0 | 7 |
| 23 | Camryn Hawkins | 12:49 | 0-1 | 0-1 | 2-2 | 1 0 1 | 1 1 | 2 | 2 | 1 | 0 | 0 | 1 | 12 |
| 45 | Emma Halverson | 25:58 | 5-9 | 0-0 | 1-2 | 4 4 8 | 2 3 | 11 | 4 | 1 | 2 | 0 | 0 | 9 |
| 2 | Reneja Jones | 15:27 | 0-5 | 0-4 | 2-2 | 1 1 2 | 1 1 | 2 | 2 | 1 | 0 | 0 | 0 | 19 |
| 1 | Christina Moxley | 07:58 | 0-2 | 0-1 | 0-0 | 0 0 0 | 0 0 | 0 | 0 | 0 | 0 | 0 | 0 | 1 |
| 1 | Olympia Chaney | 03:48 | 0-2 | 0-0 | 0-0 | 1 0 1 | 1 0 | 0 | 0 | 1 | 0 | 0 | 1 | 4 |
| Team | | | | | | 0 2 2 | 0 | 0 | 0 | 0 | | | | |
| Totals | | | 27-64 | 3-14 | 15-18 | 12 27 39 | 12 17 | 72 | 19 | 11 | 10 | 5 | 2 | 16 |
| Technical Fouls: NONE | | | | | | | | | | | | | | |

SINGLE-GAME RECORDS (INDIVIDUAL)

POINTS

| Pts | Player | Opponent | Date |
|--------|-------------------|-----------------------------|---------------|
| 1. 44 | Carolyn Smith | vs. Texas Wesleyan | Feb. 04, 1978 |
| 2. 36 | Terra Wallace | at Texas A&M-Corpus Christi | Jan. 20, 2007 |
| 36 | Natasha Johnson | at ULM | Feb. 02, 1995 |
| 4. 34 | Rebekah VanDijk | at Seton Hall | Nov. 27, 2016 |
| 34 | Candice Champion | at Texas A&M-Corpus Christi | Mar. 07, 2009 |
| 34 | Desherra Nwanguma | Louisiana | Feb. 06, 2014 |
| 34 | Terra Wallace | at UTSA | Feb. 16, 2006 |
| 34 | Jalila Darez | vs. Arkansas-Pine Bluff | Nov. 20, 1999 |
| 34 | Tracy Burr | North Texas | Mar. 03, 1988 |
| 10. 33 | Rebekah VanDijk | Texas State | Mar. 01, 2016 |
| 33 | Meghan Nelson | Stephen F. Austin | Jan. 20, 2010 |
| 33 | Sonia Wagoner | Baylor | Nov. 27, 1990 |
| 33 | Camellia Bowen | Texas State | Jan. 28, 1989 |
| 14. 32 | Briana Walker | Abilene Christian | Nov. 27, 2013 |
| 32 | Meghan Nelson | at Nicholls | Mar. 03, 2010 |
| 32 | Terra Wallace | McNeese State | Mar. 06, 2006 |
| 32 | Camellia Bowen | at Oklahoma | Jan. 03, 1990 |
| 32 | Tracy Burr | UTSA | Feb. 15, 1988 |
| 19. 31 | Cierra Johnson | Troy | Mar. 02, 2019 |
| 31 | Rebekah VanDijk | at Arkansas State | Jan. 12, 2018 |
| 31 | Briana Walker | at Houston Baptist | Nov. 08, 2013 |
| 31 | Terra Wallace | vs. Troy | Dec. 16, 2005 |
| 23. 30 | Marie Benson | Louisiana | Jan. 16, 2020 |
| 30 | Rebekah VanDijk | at Texas State | Jan. 07, 2017 |
| 30 | Tamara Simmons | at Oklahoma State | Nov. 22, 2010 |
| 30 | Shayln Martin | at Nicholls | Mar. 03, 2010 |
| 30 | Rola Ogunoye | Texas State | Feb. 21, 2004 |
| 30 | Stacie Terry | UTRGV | Jan. 26, 1998 |
| 30 | Natasha Johnson | New Mexico | Nov. 26, 1995 |
| 30 | Natasha Johnson | at Texas State | Feb. 28, 1995 |

FIELD GOALS MADE

| FG | Player | Opponent | Date |
|-------|---------------------|-----------------------------|----------------------|
| 1. 18 | Carolyn Smith | Texas Wesleyan | Jan. 15, 1978 |
| 2. 15 | Candice Champion | Texas A&M-Corpus Christi | Mar. 07, 2009 |
| 3. 14 | Starr Jacobs | at UNLV | Nov. 27, 2021 |
| 14 | Rebekah VanDijk | at Seton Hall | Nov. 27, 2016 |
| 14 | Shayln Martin | at Nicholls | Mar. 03, 2010 |
| 6. 13 | Rebekah VanDijk | at Texas State | Jan. 07, 2017 |
| 13 | Desherra Nwanguma | Louisiana | Feb. 06, 2014 |
| 13 | Meghan Nelson | Stephen F. Austin | Jan. 20, 2010 |
| 9. 12 | Starr Jacobs | vs. Kansas City | Nov. 28, 2021 |
| 12 | Marie Benson | at ULM | Mar. 07, 2020 |
| 12 | Rebekah VanDijk | ULM | Jan. 20, 2018 |
| 12 | Desherra Nwanguma | at ULM | Jan. 12, 2014 |
| 12 | Desherra Nwanguma | Idaho | Feb. 14, 2013 |
| 12 | Malaika Green | Memphis | Nov. 21, 2012 |
| 12 | Tamara Simmons | at Oklahoma State | Nov. 22, 2010 |
| 12 | Terra Wallace | at Texas A&M-Corpus Christi | Jan. 20, 2007 |

FIELD GOAL ATTEMPTS

| FGA | Player | Opponent | Date |
|--------|---------------------|-----------------------|----------------------|
| 1. 26 | Crystal Allen | at Georgia Tech | Dec. 10, 2017 |
| 26 | Terra Wallace | vs. Texas A&M | Mar. 17, 2007 |
| 3. 25 | Marie Benson | Texas Southern | Dec. 30, 2019 |
| 25 | Terra Wallace | at UTSA | Dec. 16, 2006 |
| 25 | Terra Wallace | McNeese State | Feb. 02, 2006 |
| 25 | Terra Wallace | vs. Troy | Dec. 16, 2005 |
| 25 | Terra Wallace | at SMU | Nov. 30, 2005 |
| 8. 24 | Starr Jacobs | at UNLV | Nov. 27, 2021 |
| 24 | Tamara Simmons | at Sam Houston State | Jan. 23, 2010 |
| 24 | Terra Wallace | UTSA | Mar. 08, 2006 |
| 24 | Terra Wallace | at Texas Tech | Dec. 06, 2006 |
| 12. 23 | Chaun Williams | Arkansas State | Jan. 10, 2015 |
| 23 | Terra Wallace | McNeese State | Mar. 06, 2006 |
| 14. 22 | Malaika Green | Memphis | Nov. 21, 2012 |
| 22 | Rosalyn Thorpe | at UTRGV | Dec. 28, 2011 |
| 22 | Shayln Martin | at Lamar | Jan. 15, 2011 |
| 22 | Meghan Nelson | Stephen F. Austin | Jan. 20, 2010 |
| 22 | Terra Wallace | at Northwestern State | Jan. 05, 2006 |
| 22 | Terra Wallace | at Sam Houston State | Jan. 20, 2005 |

FIELD GOAL PERCENTAGE (Min. 5 Made)

| Pct. (FG-A) | Player | Opponent | Date |
|-----------------|-----------------|------------------------------|---------------|
| 1. 1.000 (8-8) | Rebekah VanDijk | at Georgia Southern | Jan. 27, 2018 |
| 1.000 (6-6) | Claire Chastain | at San Francisco | Nov. 25, 2018 |
| 1.000 (6-6) | Tamara Simmons | vs. Texas A&M-Corpus Christi | Mar. 10, 2009 |
| 1.000 (6-6) | Sheena Johnson | Southeastern Louisiana | Feb. 07, 2004 |
| 1.000 (5-5) | Cierra Johnson | Georgia Southern | Jan. 24, 2019 |
| 6. 91.7 (11-12) | Marie Benson | at Grambling | Nov. 18, 2019 |
| 91.7 (11-12) | Rebekah VanDijk | at Arkansas State | Jan. 12, 2018 |
| 91.7 (11-12) | Renee Wharekura | Lamar | Jan. 29, 2000 |
| 9. 90.9 (10-11) | Marie Benson | Louisiana | Jan. 16, 2020 |
| 90.9 (10-11) | Misty Dossey | Chicago State | Nov. 09, 2019 |
| 90.9 (10-11) | Rebekah VanDijk | Arkansas State | Jan. 21, 2016 |
| 90.9 (10-11) | Erin Dixon | Midwestern State | Nov. 26, 2008 |
| 13. 90.0 (9-10) | Rebekah VanDijk | vs. Houston Baptist | Nov. 16, 2014 |

3-POINTERS MADE

| No. | Player | Opponent | Date |
|------|-------------------|------------------------------|---------------|
| 1. 8 | Kim (Cann) Pruitt | Sam Houston State | Jan. 21, 1993 |
| 2. 7 | LaShanda Green | Georgia State | Dec. 30, 2015 |
| 3. 6 | Amara Wainwright | South Alabama | Mar. 03, 2016 |
| 6 | Amara Wainwright | Arkansas State | Jan. 21, 2016 |
| 6 | Laila Suleiman | at Louisiana | Jan. 11, 2014 |
| 6 | Tabitha Wesley | at Stephen F. Austin | Feb. 24, 2005 |
| 6 | Tabitha Wesley | at Florida State | Dec. 18, 2004 |
| 6 | LaToya Lewis | at Stephen F. Austin | Jan. 24, 2004 |
| 9. 5 | Claire Chastain | at Appalachian State | Jan. 09, 2020 |
| 5 | Brooke Alexander | Georgia Southern | Jan. 24, 2019 |
| 5 | Lauren Billie | Arkansas | Nov. 14, 2018 |
| 5 | Crystal Allen | at Georgia State | Jan. 25, 2018 |
| 5 | Christina Devers | at Louisiana | Mar. 04, 2017 |
| 5 | LaShanda Green | Appalachian State | Feb. 13, 2016 |
| 5 | Cierra Johnson | at Troy | Jan. 14, 2016 |
| 5 | Amara Wainwright | Western Kentucky | Dec. 13, 2015 |
| 5 | LaShanda Green | at Troy | Jan. 05, 2015 |
| 5 | Laila Suleiman | at UTRGV | Dec. 18, 2013 |
| 5 | Tamara Simmons | Sam Houston State | Feb. 27, 2010 |
| 5 | Tamara Simmons | Lamar | Jan. 13, 2010 |
| 5 | Tamara Simmons | at Oklahoma | Dec. 03, 2009 |
| 5 | Tamara Simmons | vs. Texas A&M-Corpus Christi | Mar. 10, 2009 |
| 5 | Tamara Simmons | at McNeese State | Feb. 11, 2008 |
| 5 | Terra Wallace | at Texas A&M-Corpus Christi | Jan. 20, 2007 |
| 5 | Maryann Abanobi | at Tulane | Dec. 30, 2006 |
| 5 | Terra Wallace | at Lamar | Feb. 18, 2006 |
| 5 | Terra Wallace | vs. Troy | Dec. 16, 2005 |
| 5 | Terra Wallace | Northwestern State | Mar. 09, 2005 |
| 5 | Tabitha Wesley | Northwestern State | Jan. 12, 2005 |
| 5 | Krystal Buchanan | vs. Saint Mary's | Dec. 15, 2003 |

3-POINT ATTEMPTS

| No. | Player | Opponent | Date |
|-------|------------------|-----------------------|---------------|
| 1. 15 | LaToya Lewis | at Northwestern State | Feb. 26, 2004 |
| 2. 13 | Maryann Abanobi | at Tulane | Dec. 30, 2006 |
| 13 | Terra Wallace | at Sam Houston State | Jan. 20, 2005 |
| 4. 12 | Amara Wainwright | South Alabama | Mar. 03, 2016 |
| 12 | Maryann Abanobi | Nicholls State | Feb. 23, 2006 |
| 12 | Terra Wallace | vs. Troy | Dec. 16, 2005 |
| 12 | Tabitha Wesley | Stephen F. Austin | Jan. 26, 2005 |
| 12 | Tabitha Wesley | Northwestern State | Jan. 12, 2005 |
| 9. 11 | Tamara Simmons | at McNeese State | Feb. 11, 2009 |
| 11 | LaToya Lewis | Sam Houston State | Mar. 03, 2004 |

3-POINT PERCENTAGE (Min. 5 Made)

| Pct. (FG-A) | Player | Opponent | Date |
|----------------|-------------------|----------------------|---------------|
| 1. 1.000 (5-5) | Tamara Simmons | at Oklahoma State | Nov. 22, 2010 |
| 1.000 (5-5) | Tamara Simmons | vs. Elon | Dec. 20, 2007 |
| 3. 88.9 (8-9) | Kim (Cann) Pruitt | Sam Houston State | Jan. 21, 1993 |
| 4. 83.3 (5-6) | Claire Chastain | at Appalachian State | Jan. 09, 2020 |
| 83.3 (5-6) | Tamara Simmons | Lamar | Jan. 13, 2010 |
| 83.3 (5-6) | Terra Wallace | at Lamar | Feb. 18, 2006 |
| 83.3 (5-6) | Terra Wallace | Northwestern State | Mar. 09, 2005 |
| 83.3 (5-6) | Krystal Buchanan | vs. Saint Mary's | Dec. 15, 2003 |

SINGLE-GAME RECORDS (INDIVIDUAL)

FREE THROWS MADE

| No. | Player | Opponent | Date |
|--------|------------------|--------------------------|---------------|
| 1. 17 | Terra Wallace | at UTEP | Dec. 04, 2005 |
| 2. 14 | Cierra Johnson | Troy | Mar. 02, 2019 |
| 3. 13 | Meghan Nelson | vs. UTSA | Mar. 09, 2010 |
| 13 | Jennifer Boniol | Texas A&M-Corpus Christi | Jan. 10, 2000 |
| 5. 12 | Christina Devers | Wichita State | Nov. 20, 2016 |
| 12 | Rebekah VanDijk | South Alabama | Mar. 09, 2017 |
| 12 | Briana Walker | Abilene Christian | Nov. 27, 2013 |
| 12 | Terra Wallace | at New Mexico State | Dec. 03, 2005 |
| 12 | Rola Ogunoye | at Stephen F. Austin | Feb. 24, 2005 |
| 10. 11 | Cierra Johnson | at SMU | Dec. 29, 2018 |
| 11 | Rebekah VanDijk | vs. South Alabama | Mar. 09, 2017 |
| 11 | Christina Devers | Wichita State | Nov. 20, 2016 |
| 11 | Rebekah VanDijk | Texas State | Mar. 01, 2016 |
| 11 | Briana Walker | at Houston Baptist | Nov. 08, 2013 |
| 11 | Laila Suleiman | Utah State | Jan. 23, 2013 |

FREE THROW ATTEMPTS

| No. | Player | Opponent | Date |
|-------|------------------|--------------------------|---------------|
| 1. 23 | Terra Wallace | at UTEP | Dec. 04, 2005 |
| 2. 18 | Briana Walker | Abilene Christian | Nov. 27, 2013 |
| 3. 17 | Briana Walker | at Houston Baptist | Nov. 08, 2013 |
| 17 | Meghan Nelson | vs. UTSA | Mar. 09, 2010 |
| 5. 16 | Briana Walker | Texas A&M-Corpus Christi | Dec. 21, 2013 |
| 6. 15 | Cierra Johnson | Troy | Mar. 02, 2019 |
| 15 | Takiyah Langford | Houston Baptist | Dec. 31, 2011 |
| 15 | Terra Wallace | at New Mexico State | Dec. 03, 2005 |
| 9. 14 | Marie Benson | Texas Southern | Dec. 30, 2019 |
| 14 | Marie Benson | Wright State | Dec. 04, 2019 |
| 14 | Christina Devers | Wichita State | Nov. 20, 2016 |
| 14 | Rebekah VanDijk | Texas State | Mar. 01, 2016 |
| 14 | Laila Suleiman | Utah State | Jan. 23, 2013 |
| 14 | Terra Wallace | at McNeese State | Mar. 03, 2006 |

FREE THROW PERCENTAGE (Min. 10 Attempts)

| Pct. (FT-A) | Player | Opponent | Date |
|------------------|------------------|--------------------------|---------------|
| 1. 1.000 (10-10) | Cierra Johnson | Stephen F. Austin | Mar. 21, 2019 |
| 1.000 (10-10) | Terra Wallace | at UTSA | Feb. 16, 2006 |
| 1.000 (10-10) | Camellia Bowen | at Oklahoma | Jan. 03, 1990 |
| 4. 93.3 (14-15) | Cierra Johnson | Troy | Mar. 02, 2019 |
| 5. 92.8 (13-14) | Jennifer Boniol | Texas A&M-Corpus Christi | Jan. 10, 2000 |
| 6. 92.3 (12-13) | Rola Ogunoye | at Stephen F. Austin | Feb. 24, 2005 |
| 7. 91.6 (11-12) | Cierra Johnson | at SMU | Dec. 29, 2018 |
| 8. 90.9 (10-11) | Marie Benson | Louisiana | Jan. 16, 2020 |
| 90.9 (10-11) | Jasmine Smith | vs. Pitt | Dec. 20, 2010 |
| 90.9 (10-11) | Candice Champion | at Marshall | Dec. 02, 2008 |
| 90.9 (10-11) | Terra Wallace | at UCF | Dec. 17, 2005 |
| 90.9 (10-11) | Rola Ogunoye | Texas State | Feb. 21, 2004 |

REBOUNDS

| No. | Player | Opponent | Date |
|--------|------------------|----------------------------------|----------------------|
| 1. 24 | Sheena Johnson | Sam Houston State | Jan. 27, 2001 |
| 24 | Tonya Johnson | vs. Nevada | Dec. 19, 1988 |
| 24 | Lori Cottingham | N/A | Believed to be 76-77 |
| 24 | Lori Cottingham | N/A | Believed to be 76-77 |
| 5. 23 | Sharon Jones | at Sam Houston State | Feb. 01, 1980 |
| 6. 22 | Candice Champion | at Central Arkansas | Feb. 21, 2009 |
| 22 | Sharon Jones | at SMU | Feb. 23, 1979 |
| 8. 21 | Tiffany Riles | at McNeese State | Feb. 02, 2008 |
| 9. 20 | Tiffany Riles | at UTSA | Feb. 15, 2007 |
| 20 | Sheena Johnson | at ULM | Jan. 07, 2002 |
| 20 | Sheena Johnson | Northwestern State | Jan. 11, 2001 |
| 20 | Sharon Jones | Mississippi University for Women | Jan. 12, 1979 |
| 13. 19 | Erin Dixon | at Morehead State | Nov. 30, 2008 |
| 19 | Sheena Johnson | at Texas Southern | Dec. 29, 2001 |

OFFENSIVE REBOUNDS (Since 2003-2004)

| No. | Player | Opponent | Date |
|-------|-------------------|---------------------|---------------|
| 1. 14 | Ashley Bobb | vs. Texas A&M | Mar. 17, 2007 |
| 2. 12 | Tiffany Riles | at UTSA | Feb. 15, 2007 |
| 3. 10 | Rebekah VanDijk | at Georgia State | Jan. 25, 2018 |
| 10 | Rebekah VanDijk | at South Alabama | Jan. 12, 2017 |
| 10 | Ashley Bobb | Sam Houston State | Feb. 22, 2007 |
| 10 | Melanie Lane | McNeese State | Feb. 02, 2006 |
| 7. 9 | Briana Walker | Texas State | Jan. 28, 2012 |
| 9 | Desherra Nwanguma | New Orleans | Jan. 24, 2012 |
| 9 | Sheena Johnson | at ULM | Mar. 11, 2004 |
| 10. 8 | Rebekah VanDijk | at Texas Tech | Dec. 22, 2016 |
| 8 | Rebekah VanDijk | at South Alabama | Jan. 16, 2016 |
| 8 | Rebekah VanDijk | at Georgia Southern | Mar. 05, 2015 |
| 8 | Rebekah VanDijk | Western Kentucky | Dec. 13, 2015 |
| 8 | Rebekah VanDijk | at Wichita State | Nov. 22, 2014 |
| 8 | Desherra Nwanguma | Troy | Jan. 22, 2014 |
| 8 | Tahlia Pope | at Texas State | Jan. 15, 2014 |
| 8 | Aron Garcia | Utah State | Jan. 23, 2013 |
| 8 | Shalyn Martin | Rice | Nov. 13, 2009 |
| 8 | Candice Champion | UTSA | Mar. 08, 2006 |
| 8 | Ashley Bobb | at SMU | Dec. 03, 2006 |
| 8 | Melanie Lane | vs. Troy | Dec. 16, 2005 |
| 8 | Rola Ogunoye | at UTSA | Feb. 18, 2004 |

DEFENSIVE REBOUNDS (Since 2003-2004)

| No. | Player | Opponent | Date |
|--------|-------------------|-------------------|---------------|
| 1. 16 | Desherra Nwanguma | South Alabama | Jan. 25, 2014 |
| 2. 15 | Erin Dixon | at Rice | Dec. 06, 2008 |
| 3. 14 | Katie Ferrell | South Alabama | Mar. 11, 2020 |
| 4. 13 | Rebekah VanDijk | at Louisiana | Feb. 07, 2015 |
| 5. 12 | Katie Ferrell | Appalachian State | Jan. 10, 2019 |
| 12 | Allyson Te'o | at South Alabama | Mar. 08, 2014 |
| 12 | Megan Herbert | Central Arkansas | Feb. 20, 2010 |
| 12 | Shalyn Martin | UTSA | Feb. 13, 2010 |
| 12 | Ashley Bobb | at UTSA | Feb. 16, 2006 |
| 10. 11 | Katie Ferrell | at Grambling | Nov. 18, 2019 |
| 11 | Rebekah VanDijk | at Arkansas State | Jan. 12, 2018 |
| 11 | Rebekah VanDijk | UTSA | Dec. 02, 2014 |
| 11 | Desherra Nwanguma | at Georgia State | Feb. 01, 2014 |
| 11 | Briana Walker | Abilene Christian | Nov. 27, 2013 |
| 11 | Aron Garcia | at North Texas | Dec. 18, 2012 |
| 11 | Shalyn Martin | at UMKC | Nov. 20, 2010 |
| 11 | Donna Dike | Houston | Nov. 17, 2009 |
| 11 | Rola Ogunoye | at ULM | Feb. 05, 2004 |

ASSISTS

| No. | Player | Opponent | Date |
|--------|-----------------------|-------------------------|---------------|
| 1. 14 | Krystal Buchanan | Texas State | Feb. 21, 2004 |
| 2. 13 | Krystal Buchanan | Sam Houston State | Jan. 16, 2003 |
| 13 | Page Smithers-Wojciak | North Texas | Feb. 27, 1986 |
| 13 | Julie Kajihira | vs. Louisiana | Nov. 28, 1979 |
| 5. 12 | Terryn Milton | Georgia Southern | Feb. 29, 2020 |
| 12 | Krystal Buchanan | at McNeese State | Jan. 15, 2005 |
| 12 | Krystal Buchanan | Southeastern Louisiana | Feb. 07, 2004 |
| 8. 11 | Cierra Johnson | Louisiana | Jan. 19, 2017 |
| 11 | Laila Suleiman | Utah State | Jan. 23, 2013 |
| 11 | Melissa Nix | Tarleton State | Jan. 07, 1991 |
| 11. 10 | Katie Ferrell | St. Edward's | Dec. 13, 2020 |
| 10 | Terryn Milton | at Appalachian State | Jan. 09, 2020 |
| 10 | Cierra Johnson | Appalachian State | Feb. 13, 2016 |
| 10 | Krystal Buchanan | UTSA | Feb. 10, 2005 |
| 10 | Stacie Terry | Northwestern State | Mar. 01, 1997 |
| 10 | Gale Haynes | vs. Wisconsin-Milwaukee | Dec. 06, 1996 |

SINGLE-GAME RECORDS (INDIVIDUAL)

BLOCKED SHOTS

| No. | Player | Opponent | Date |
|-----|--------------------|----------------------|---------------|
| 1. | 13 Shannon Spriggs | ULM | Jan. 07, 1995 |
| 2. | 7 Artavia Ford | ULM | Jan. 08, 2015 |
| 3. | 6 Rebekah VanDijk | at Appalachian State | Dec. 31, 2017 |
| 4. | 5 Rebekah VanDijk | ULM | Jan. 20, 2018 |
| | 5 Rebekah VanDijk | Troy | Jan. 04, 2018 |
| | 5 Rebekah VanDijk | at ULM | Jan. 22, 2015 |
| | 5 Terra Wallace | at SMU | Dec. 03, 2006 |
| | 5 Melanie Lane | at UTSA | Feb. 18, 2004 |
| | 5 Melanie Lane | at ULM | Feb. 05, 2004 |

STEALS

| No. | Player | Opponent | Date |
|-----|---------------------|------------------------|---------------|
| 1. | 10 Jeannine Curry | Southeastern Louisiana | Jan. 05, 1985 |
| 2. | 8 Ericka Mattingly | Louisiana | Jan. 19, 2017 |
| | 8 Monticee Williams | at Texas Southern | Dec. 01, 1997 |
| 4. | 7 Cierra Johnson | Coastal Carolina | Jan. 12, 2019 |
| | 7 Cierra Johnson | vs. Troy | Mar. 11, 2017 |
| | 7 Ericka Mattingly | at Troy | Jan. 14, 2017 |
| | 7 Cierra Johnson | Coastal Carolina | Dec. 31, 2016 |
| | 7 Cierra Johnson | UTSA | Nov. 13, 2016 |
| | 7 Chaun Williams | at Appalachian State | Mar. 07, 2015 |
| | 7 Cierra Johnson | Northern Arizona | Nov. 26, 2014 |

TURNOVERS (Since 2003-2004)

| No. | Player | Opponent | Date |
|-----|---------------------|---------------------------|---------------|
| 1. | 11 Malaika Green | at Southeastern Louisiana | Feb. 18, 2012 |
| 2. | 10 Terra Wallace | at TCU | Dec. 30, 2005 |
| | 10 Terra Wallace | at Florida | Dec. 19, 2005 |
| | 10 Terra Wallace | at ULM | Feb. 05, 2004 |
| 5. | 9 Krioni Bruce | at Houston Baptist | Nov. 08, 2013 |
| | 9 Kiara Parker | Texas A&M-Corpus Christi | Jan. 18, 2012 |
| 7. | 8 LaShanda Green | Troy | Jan. 31, 2015 |
| | 8 Desherra Nwanguma | at Georgia State | Feb. 01, 2014 |
| | 8 Laila Suleiman | Troy | Jan. 22, 2014 |
| | 8 Laila Suleiman | at Oklahoma | Nov. 20, 2013 |
| | 8 Briana Walker | at Houston Baptist | Nov. 08, 2013 |
| | 8 Desherra Nwanguma | New Orleans | Jan. 24, 2012 |
| | 8 Bianca Sauls | Fresno State | Jan. 03, 2012 |
| | 8 Tamara Simmons | at McNeese State | Feb. 23, 2011 |
| | 8 Tamara Simmons | at Oral Roberts | Nov. 12, 2010 |
| | 8 Terra Wallace | UTSA | Mar. 08, 2006 |
| | 8 Tiffeny Riles | vs. Ole Miss | Dec. 29, 2006 |
| | 8 Terra Wallace | vs. Cal State Fullerton | Nov. 25, 2006 |
| | 8 Terra Wallace | at Kansas | Nov. 21, 2004 |

MINUTES PLAYED (Since 2003-2004)

| No. | Player | Opponent | Date |
|-----|--------------------|-------------------|---------------|
| 1. | 55 Maryann Abanobi | UTSA | Mar. 08, 2006 |
| | 55 Terra Wallace | UTSA | Mar. 08, 2006 |
| 3. | 50 Terra Wallace | McNeese State | Feb. 02, 2006 |
| 4. | 49 Ashley Bobb | at UTSA | Feb. 16, 2006 |
| | 49 Terra Wallace | at UTSA | Feb. 16, 2006 |
| 6. | 47 Katie Ferrell | Appalachian State | Jan. 10, 2019 |
| | 47 Tiffeny Riles | Marshall | Dec. 18, 2007 |

SINGLE-GAME RECORDS (TEAM)

POINTS

| Total (Score) | Opponent | Date |
|--------------------|--------------------|---------------|
| 1. 103 (103-80) | Sam Houston State | Feb. 08, 1992 |
| 2. 102 (102-60) | UTRGV | Jan. 26, 1998 |
| 102 (102-29) | vs. Austin College | Jan. 27, 1983 |
| 4. 101 (101-73) | Georgia Southern | Feb. 29, 2020 |
| 101 (101-54) | Incarnate Word | Nov. 29, 1990 |
| 101 (101-43) | TCU | Dec. 07, 1976 |
| 7. 100 (100-73) | at Arkansas State | Jan. 17, 2019 |
| 8. 99 (99-94, 2OT) | Appalachian State | Jan. 10, 2019 |
| 99 (99-63) | Jackson State | Nov. 10, 2018 |
| 10. 98 (98-69) | Central Arkansas | Feb. 21, 2009 |
| 11. 97 (97-49) | at Incarnate Word | Dec. 02, 2018 |
| 97 (97-53) | Sam Houston State | Jan. 31, 2008 |
| 97 (97-52) | Sam Houston State | Jan. 14, 2002 |
| 97 (97-67) | Sam Houston State | Jan. 11, 1990 |
| 15. 96 (96-30) | Missouri Valley | Nov. 28, 2015 |
| 16. 95 (95-64) | UTRGV | Dec. 06, 1985 |

IN A LOSS

| Total (Score) | Opponent | Date |
|-----------------|----------|---------------|
| 91 (91-97, 3OT) | Marshall | Dec. 18, 2007 |

POINTS IN AN OVERTIME GAME

| Total (Score) | Opponent | Date |
|-----------------|-------------------|---------------|
| 99 (99-94, 2OT) | Appalachian State | Jan. 10, 2019 |

POINTS AT HOME

| Total (Score) | Opponent | Date |
|--------------------|-------------------|---------------|
| 1. 103 (103-80) | Sam Houston State | Feb. 08, 1992 |
| 2. 102 (102-60) | UTRGV | Jan. 26, 1998 |
| 3. 101 (101-73) | Georgia Southern | Feb. 29, 2020 |
| 101 (101-54) | Incarnate Word | Nov. 29, 1990 |
| 101 (101-43) | TCU | Dec. 07, 1976 |
| 6. 99 (99-94, 2OT) | Appalachian State | Jan. 10, 2019 |
| 99 (99-63) | Jackson State | Nov. 10, 2018 |

IN CONFERENCE PLAY

| Total (Score) | Opponent | Date |
|---------------|------------------|---------------|
| 101 (101-73) | Georgia Southern | Feb. 29, 2002 |

vs. NON-CONFERENCE OPPONENT

| Total (Score) | Opponent | Date |
|---------------|-----------------|---------------|
| 96 (96-30) | Missouri Valley | Nov. 28, 2015 |

POINTS ON THE ROAD

| Total (Score) | Opponent | Date |
|-----------------|------------------|---------------|
| 1. 100 (100-73) | Arkansas State | Jan. 17, 2019 |
| 2. 98 (98-69) | Central Arkansas | Feb. 21, 2009 |
| 3. 97 (97-49) | Incarnate Word | Dec. 02, 2018 |

POINTS AT A NEUTRAL SITE

| Total (Score) | Opponent | Date |
|---------------|-----------------------------------|---------------|
| 102 (102-29) | Austin College (Stephenville, TX) | Jan. 27, 1983 |

LARGEST COMBINED SCORE

| Total (Score) | Opponent | Date |
|---------------------|----------------------|---------------|
| 1. 188 (91-97, 3OT) | Marshall | Dec. 18, 2007 |
| 188 (85-103) | at Baylor | Feb. 25, 1977 |
| 3. 187 (94-93) | at Oklahoma | Dec. 10, 1991 |
| 4. 184 (88-96) | Baylor | Nov. 27, 1991 |
| 5. 183 (103-80) | Sam Houston State | Feb. 08, 1992 |
| 6. 182 (92-90, 4OT) | vs. Texas Wesleyan | Feb. 04, 1978 |
| 7. 180 (82-98) | Texas State | Jan. 28, 1989 |
| 8. 177 (84-93) | at Stephen F. Austin | Mar. 06, 1995 |

POINTS IN A QUARTER (Since 2015-2016)

| Total (Quarter) | Opponent | Date |
|-----------------|----------------------|---------------|
| 1. 34 (1st) | at Appalachian State | Jan. 09, 2020 |
| 34 (4th) | at SMU | Dec. 29, 2018 |
| 3. 33 (3rd) | Jackson State | Nov. 10, 2018 |
| 33 (4th) | Louisiana | Jan. 19, 2017 |
| 33 (3rd) | at Seton Hall | Nov. 27, 2016 |
| 6. 32 (2nd) | Georgia Southern | Feb. 29, 2020 |
| 7. 31 (1st) | Texas State | Mar. 10, 2020 |
| 31 (2nd) | at ULM | Feb. 15, 2018 |
| 9. 30 (2nd) | Troy | Mar. 02, 2019 |
| 30 (4th) | UTSA | Nov. 13, 2016 |

POINTS IN A HALF

| Total (Half) | Opponent | Date |
|--------------|-------------------------|---------------|
| 1. 58 (2nd) | Jackson State | Nov. 10, 2018 |
| 2. 57 (2nd) | Missouri Valley | Nov. 28, 2015 |
| 3. 56 (2nd) | Utah State | Jan. 23, 2013 |
| 4. 55 (2nd) | Missouri Valley | Nov. 14, 2014 |
| 5. 54 (4x) | Last: at Arkansas State | Jan. 17, 2019 |

LARGEST WINNING MARGIN

| Total (Score) | Opponent | Date |
|----------------|-----------------|---------------|
| 1. 73 (102-29) | Austin College | Jan. 27, 1983 |
| 2. 66 (96-30) | Missouri Valley | Nov. 28, 2015 |
| 3. 58 (90-32) | Missouri Valley | Nov. 14, 2014 |
| 58 (101-43) | TCU | Dec. 07, 1976 |
| 5. 57 (82-25) | McMurry | Dec. 17, 2014 |
| 6. 54 (78-24) | TCU | Jan. 29, 1976 |

MOST POINTS ALLOWED

| No. | Opponent | Date |
|-------------|--------------------|---------------|
| 1. 110 | at Oral Roberts | Nov. 12, 2010 |
| 2. 106 | vs. Louisiana Tech | Mar. 10, 1977 |
| 3. 104 | at Vanderbilt | Dec. 03, 1991 |
| 4. 103 (3x) | Last: Oklahoma | Dec. 04, 1984 |

SINGLE-GAME RECORDS (TEAM)

FIELD GOALS MADE

| Total | Opponent | Date |
|-------|-------------------|---------------|
| 1. 50 | Austin College | Jan. 27, 1983 |
| 2. 41 | at Arkansas State | Jan. 17, 2019 |
| 3. 40 | Sam Houston State | Jan. 31, 2008 |
| 4. 37 | Georgia Southern | Feb. 29, 2020 |
| 37 | at ULM | Mar. 02, 2017 |
| 6. 36 | Jackson State | Nov. 10, 2018 |
| 36 | ULM | Jan. 21, 2017 |
| 36 | at Nicholls | Mar. 03, 2010 |
| 9. 35 | Missouri Valley | Nov. 28, 2015 |
| 35 | New Orleans | Feb. 20, 2013 |

FIELD GOALS ATTEMPTED

| Total | Opponent | Date |
|-------|---------------------|---------------|
| 1. 99 | Austin College | Jan. 27, 1983 |
| 2. 84 | Sam Houston State | Jan. 31, 2008 |
| 3. 78 | Memphis | Nov. 21, 2012 |
| 4. 77 | at Coastal Carolina | Dec. 29, 2017 |
| 77 | at Texas Tech | Dec. 22, 2016 |
| 6. 74 | Appalachian State | Jan. 10, 2019 |
| 7. 73 | at Troy | Jan. 14, 2017 |
| 73 | at Troy | Jan. 14, 2016 |
| 73 | Utah State | Jan. 23, 2013 |
| 73 | Sam Houston State | Feb. 27, 2010 |
| 73 | McNeese State | Feb. 02, 2006 |

FIELD GOAL PERCENTAGE (Min. 30 Made)

| Pct. (FG-A) | Opponent | Date |
|-----------------|--------------------------|---------------|
| 1. .623 (??-??) | UC Irvine | Dec. 21, 1995 |
| 2. .603 (41-68) | at Arkansas State | Jan. 17, 2019 |
| 3. .597 (37-62) | Texas A&M-Corpus Christi | Feb. 04, 2009 |
| 4. .590 (36-61) | Jackson State | Nov. 10, 2019 |
| 5. .588 (30-51) | at Grambling | Nov. 18, 2019 |
| 6. .581 (36-62) | Midwestern State | Nov. 26, 2008 |
| 7. .561 (37-66) | at ULM | Mar. 02, 2017 |

3-POINTERS MADE

| Total | Opponent | Date |
|-------|-------------------|---------------|
| 1. 14 | Georgia Southern | Feb. 29, 2020 |
| 2. 13 | Sam Houston State | Mar. 03, 2004 |
| 3. 12 | at Tulane | Dec. 30, 2006 |
| 12 | at Lamar | Dec. 18, 2006 |
| 12 | Cornell | Dec. 31, 2005 |

3-POINTERS ATTEMPTED

| Total | Opponent | Date |
|-------|----------------------|---------------|
| 1. 44 | Sam Houston State | Mar. 03, 2004 |
| 2. 36 | Nicholls State | Feb. 23, 2006 |
| 3. 33 | at Sam Houston State | Jan. 20, 2005 |
| 4. 32 | Georgia Southern | Feb. 29, 2020 |
| 32 | Georgia State | Dec. 30, 2015 |
| 32 | at Texas State | Jan. 15, 2004 |
| 7. 30 | at Troy | Jan. 04, 2015 |
| 8. 29 | San Francisco | Dec. 21, 2017 |

3-POINT PERCENTAGE (Min. 10 Made)

| Pct. (FG-A) | Opponent | Date |
|-----------------|-----------------------|---------------|
| 1. .769 (10-13) | at South Alabama | Jan. 12, 2017 |
| 2. .733 (11-15) | vs. Elon | Dec. 21, 2007 |
| 3. .625 (10-16) | at Northwestern State | Jan. 05, 2006 |
| 4. .583 (14-24) | Georgia Southern | Feb. 29, 2020 |
| 5. .550 (11-20) | Georgia Southern | Jan. 24, 2019 |
| 6. .550 (11-20) | at Oral Roberts | Nov. 25, 2003 |
| 7. .526 (10-19) | Arkansas State | Jan. 21, 2016 |

FREE THROWS MADE

| Total | Opponent | Date |
|-------|-------------------|---------------|
| 1. 36 | Sam Houston State | Jan. 11, 1990 |
| 2. 30 | Troy | Mar. 02, 2019 |
| 30 | at ULM | Jan. 28, 2016 |
| 4. 28 | Georgia State | Feb. 26, 2014 |
| 28 | Houston Baptist | Dec. 31, 2011 |
| 6. 27 | vs. UTSA | Mar. 09, 2010 |
| 27 | at Nicholls State | Feb. 28, 2004 |

FREE THROWS ATTEMPTED

| Total | Opponent | Date |
|-------|--------------------|---------------|
| 1. 51 | South Florida | Dec. 03, 1993 |
| 2. 41 | Abilene Christian | Nov. 27, 2013 |
| 3. 39 | Northwestern State | Feb. 09, 2006 |
| 39 | at UTEP | Dec. 04, 2005 |
| 5. 38 | Troy | Mar. 02, 2019 |
| 6. 37 | Eastern New Mexico | Dec. 11, 2016 |
| 37 | vs. UTSA | Mar. 09, 2010 |

FREE THROW PERCENTAGE (Min. 20 Made)

| Pct. (FT-A) | Opponent | Date |
|------------------|----------------------|---------------|
| 1. 1.000 (20-20) | at Northern Arizona | Dec. 14, 2013 |
| 2. .957 (22-23) | UMKC | Nov. 24, 2009 |
| 3. .955 (21-22) | Appalachian State | Feb. 13, 2016 |
| 4. .917 (22-24) | at Stephen F. Austin | Jan. 21, 2012 |
| 5. .889 (24-27) | vs. South Alabama | Mar. 09, 2017 |
| 6. .875 (21-24) | at Louisiana | Jan. 11, 2014 |
| 7. .857 (30-35) | at ULM | Jan. 28, 2016 |
| 8. .840 (21-25) | at San Francisco | Nov. 25, 2018 |
| .840 (21-25) | UTSA | Feb. 13, 2010 |
| 10. .833 (20-24) | at Incarnate Word | Dec. 02, 2018 |
| .833 (20-24) | vs. Troy | Mar. 11, 2017 |
| .833 (20-24) | at Texas State | Feb. 09, 2016 |

MOST FREE THROWS WITHOUT A MISS

| Total (FT-A) | Opponent | Date |
|---------------|---------------------|---------------|
| 1. 20 (20-20) | at Northern Arizona | Dec. 14, 2013 |
| 2. 12 (12-12) | Stephen F. Austin | Mar. 21, 2019 |
| 3. 10 (10-10) | at Troy | Mar. 05, 2014 |

SINGLE-GAME RECORDS (TEAM)

REBOUNDS

| Total | Opponent | Date |
|-------|--------------------|---------------|
| 1. 69 | at Nevada | Dec. 08, 1990 |
| 2. 68 | at Nicholls State | Jan. 20, 1996 |
| 3. 64 | Sam Houston State | Jan. 31, 2008 |
| 4. 63 | Nicholls State | Feb. 05, 1995 |
| 5. 58 | at South Alabama | Mar. 08, 2014 |
| 58 | Troy | Jan. 22, 2014 |
| 7. 57 | at North Texas | Dec. 28, 2012 |
| 8. 56 | Texas Wesleyan | Nov. 26, 1996 |
| 56 | Texas A&M-Commerce | Nov. 25, 2020 |
| 10.55 | at Georgia State | Feb. 01, 2014 |
| 55 | Sam Houston State | Feb. 27, 2010 |
| 55 | at ULM | Feb. 02, 1995 |

REBOUND MARGIN

| Margin | Opponent | Date |
|----------------|---------------------|---------------|
| 1. +24 (50-26) | Chicago State | Nov. 09, 2019 |
| 2. +22 (56-34) | Texas A&M-Commerce | Nov. 25, 2020 |
| 3. +21 (52-31) | at Georgia Southern | Mar. 05, 2015 |
| 4. +20 (44-24) | Georgia Southern | Feb. 22, 2018 |

PERSONAL FOULS

| Total | Opponent | Date |
|-------|---------------------|---------------|
| 1. 34 | Incarnate Word | Nov. 14, 2013 |
| 2. 33 | at Coastal Carolina | Dec. 29, 2017 |
| 3. 32 | Little Rock | Jan. 04, 2014 |
| 4. 31 | Louisiana | Jan. 18, 2018 |
| 31 | vs. Troy | Mar. 11, 2017 |

ASSISTS

| Total | Opponent | Date |
|-------|------------------|---------------|
| 1. 33 | Georgia Southern | Feb. 29, 2020 |
| 2. 30 | North Texas | Nov. 28, 1978 |
| 3. 27 | Coastal Carolina | Jan. 12, 2019 |

TURNOVERS

| Total | Opponent | Date |
|-------|----------------------|---------------|
| 1. 44 | at Houston | Nov. 14, 1981 |
| 2. 35 | Fresno State | Jan. 03, 2012 |
| 35 | at Oral Roberts | Nov. 12, 2010 |
| 35 | at Texas A&M | Dec. 28, 2007 |
| 5. 34 | at Oklahoma | Nov. 20, 2013 |
| 6. 33 | at George Washington | Nov. 09, 2012 |
| 33 | at Texas Tech | Dec. 07, 2011 |
| 8. 32 | at Troy | Mar. 05, 2014 |
| 9. 31 | Troy | Jan. 31, 2015 |
| 31 | Lamar | Jan. 14, 2012 |

BLOCKS

| Total | Opponent | Date |
|-------|--------------------|---------------|
| 1. 15 | ULM | Jan. 07, 1995 |
| 2. 11 | at ULM | Feb. 05, 2004 |
| 3. 10 | ULM | Jan. 08, 2015 |
| 4. 9 | Texas A&M-Commerce | Dec. 18, 2016 |
| 9 | McMurry | Dec. 17, 2014 |

STEALS

| Total | Opponent | Date |
|-----------------|------------------------|---------------|
| 1. 27 (2 times) | Last: Eastern Illinois | Dec. 04, 1992 |
| 2. 21 | Texas A&M-Commerce | Nov. 22, 2003 |
| 3. 19 | Northern Arizona | Nov. 26, 2014 |
| 4. 18 | at Incarnate Word | Dec. 02, 2018 |
| 18 | McNeese State | Feb. 02, 2006 |

FEWEST POINTS

| Total (Score) | Opponent | Date |
|-----------------------------|-----------------------|---------------|
| 1. 2 (2-0) * Won by Forfeit | vs. Texas Southern | Feb. 12, 1976 |
| 2. 19 (19-37) | vs. Abilene Christian | Mar. 02, 1973 |
| 3. 20 (20-62) | at Baylor | Nov. 13, 2015 |
| 20 (20-43) | vs. East Texas State | Mar. 17, 1973 |
| 5. 22 (22-54) | vs. Midwestern State | Feb. 23, 1973 |
| 6. 24 (24-69) | at Texas | Dec. 21, 2004 |
| 7. 25 (25-49) | vs. Southwest Texas | Feb. 23, 1973 |
| 8. 26 (26-51) | vs. Temple JC | Feb. 15, 1975 |
| 26 (26-28) | at North Texas | Feb. 19, 1973 |
| 10. 28 (28-40) | at North Texas | Feb. 22, 1974 |
| 28 (28-34) | vs. Texas Wesleyan | Mar. 16, 1973 |
| 28 (28-30) | at North Texas | Mar. 03, 1973 |
| 13. 30 (30-56) | at UTSA | Jan. 04, 1983 |
| 30 (30-86) | at Texas | Nov. 29, 1978 |
| 30 (30-61) | Temple JC | Feb. 11, 1974 |
| 16. 31 (31-80) | at Louisiana Tech | Dec. 02, 1999 |
| 17. 33 (33-45) | Ranger JC | Feb. 05, 1974 |
| 18. 34 (34-57) | at Arkansas | Nov. 16, 2011 |
| 34 (34-26) | vs. SMU | Mar. 02, 1973 |
| 34 (34-89) | at Texas | Jan. 25, 1979 |

IN A WIN

| Total (Score) | Opponent | Date |
|---------------|--------------|---------------|
| 1. 34 (34-26) | vs. SMU | Mar. 02, 1973 |
| 2. 35 (35-17) | vs. SMU | Mar. 16, 1973 |
| 3. 36 (36-20) | North Texas | Feb. 12, 1973 |
| 4. 38 (38-34) | at Louisiana | Feb. 17, 2018 |

IN CONFERENCE PLAY

| Total (Score) | Opponent | Date |
|---------------|--------------|---------------|
| 38 (38-34) | at Louisiana | Feb. 17, 2018 |

vs. NON-CONFERENCE OPPONENT

| Total (Score) | Opponent | Date |
|---------------|-----------|---------------|
| 20 | at Baylor | Nov. 13, 2015 |

FEWEST POINTS AT HOME

| Total (Score) | Opponent | Date |
|----------------|-------------------|---------------|
| 1. 30 (30-61) | Temple JC | Feb. 11, 1974 |
| 2. 33 (33-45) | Ranger JC | Feb. 05, 1974 |
| 3. 35 (35-39) | Stephen F. Austin | Jan. 26, 2006 |
| 4. 36 (36-20) | North Texas | Feb. 12, 1973 |
| 5. 38 (38-48) | Little Rock | Feb. 28, 2015 |
| 6. 39 (39-57) | Temple JC | Feb. 18, 1975 |
| 7. 40 (40-32) | ULM | Feb. 20, 2016 |
| 40 (40-73) | Louisiana Tech | Dec. 14, 1998 |
| 40 (40-55) | Weatherford JC | Mar. 15, 1974 |
| 10. 41 (41-73) | Oral Roberts | Nov. 16, 2012 |
| 41 (41-63) | George Washington | Nov. 13, 2011 |
| 41 (41-43) | UTSA | Dec. 20, 2001 |

FEWEST POINTS ON THE ROAD

| Total (Score) | Opponent | Date |
|---------------|-------------------|---------------|
| 1. 20 (20-62) | at Baylor | Nov. 13, 2015 |
| 2. 24 (24-69) | at Texas | Dec. 21, 2004 |
| 3. 26 (26-28) | at North Texas | Feb. 19, 1973 |
| 4. 28 (28-40) | at North Texas | Feb. 22, 1974 |
| 28 (28-30) | at North Texas | Mar. 03, 1973 |
| 6. 30 (30-56) | at UTSA | Jan. 04, 1983 |
| 30 (30-86) | at Texas | Nov. 29, 1978 |
| 8. 31 (31-80) | at Louisiana Tech | Dec. 02, 1999 |
| 9. 34 (34-57) | at Arkansas | Nov. 16, 2011 |
| 34 (34-39) | at Texas | Jan. 25, 1979 |

FEWEST POINTS AT A NEUTRAL SITE

| Total (Score) | Opponent | Date |
|---------------|-------------------------------------|---------------|
| 1. 19 (19-37) | vs. Abilene Christian (Denton, TX) | Mar. 02, 1973 |
| 2. 20 (20-43) | vs. East Texas State (Commerce, TX) | Mar. 17, 1973 |
| 3. 22 (22-54) | vs. Midwestern State (Denton, TX) | Feb. 23, 1973 |
| 4. 25 (25-49) | vs. Southwest Texas (Denton, TX) | Feb. 23, 1973 |

SINGLE-GAME RECORDS (TEAM)

SMALLEST COMBINED SCORE

| Total (Score) | Opponent | Date |
|----------------|-----------------------|---------------|
| 1. 52 (35-17) | vs. SMU | Mar. 16, 1973 |
| 2. 54 (26-28) | at North Texas | Feb. 19, 1973 |
| 3. 56 (19-37) | vs. Abilene Christian | Mar. 02, 1973 |
| 56 (36-20) | North Texas | Feb. 12, 1973 |
| 5. 58 (28-30) | at North Texas | Mar. 03, 1973 |
| 6. 60 (34-26) | vs. SMU | Mar. 02, 1973 |
| 7. 62 (28-34) | vs. Texas Wesleyan | Mar. 16, 1973 |
| 8. 63 (20-43) | vs. East Texas State | Mar. 17, 1973 |
| 9. 68 (28-40) | at North Texas | Feb. 22, 1974 |
| 10. 69 (39-30) | Texas Wesleyan | Mar. 13, 1974 |

SMALLEST COMBINED SCORE (Conference Game)

| Total (Score) | Opponent | Date |
|---------------|----------------------------|---------------|
| 1. 72 (2x) | Last: at Louisiana W 38-32 | Feb. 17, 2018 |

FEWEST POINTS IN A QUARTER

| Total (Quarter) | Opponent | Date |
|-----------------|----------------|---------------|
| 1. 1 (2nd) | at Baylor | Nov. 13, 2015 |
| 2. 2 (3rd) | Georgia State | Dec. 30, 2015 |
| 3. 4 (1st) | at Little Rock | Jan. 23, 2021 |
| 4 (4th) | San Francisco | Dec. 21, 2017 |
| 4 (1st) | at Utah | Nov. 27, 2017 |
| 5. 5 (4th) | South Alabama | Feb. 25, 2017 |
| 5 (2nd) | at Little Rock | Feb. 25, 2016 |
| 5 (1st) | at Texas Tech | Dec. 22, 2016 |
| 5 (1st) | at Baylor | Nov. 13, 2015 |

FEWEST POINTS IN A HALF

| Total (Half) | Opponent | Date |
|--------------|-------------------|---------------|
| 1. 6 (1st) | at Baylor | Nov. 13, 2015 |
| 2. 11 (1st) | at TCU | Dec. 08, 2010 |
| 11 (2nd) | at Texas | Dec. 21, 2004 |
| 4. 12 (1st) | at Kansas State | Dec. 03, 2015 |
| 12 (2nd) | at Oklahoma State | Nov. 10, 2013 |
| 12 (2nd) | at Texas Tech | Nov. 28, 2009 |
| 7. 13 (1st) | at Texas State | Jan. 15, 2014 |
| 13 (2nd) | Oral Roberts | Nov. 16, 2012 |
| 13 (2nd) | at Texas | Dec. 21, 2004 |
| 10. 14 (1st) | at Omaha | Nov. 30, 2012 |
| 14 (1st) | at Texas State | Jan. 29, 2011 |

FEWEST POINTS ALLOWED

| No. | Opponent | Date |
|-------|-----------------------------|---------------|
| 1. 17 | vs. SMU | Mar. 16, 1973 |
| 2. 22 | at UCF | Dec. 17, 2005 |
| 3. 24 | TCU | Jan. 29, 1976 |
| 24 | vs. SMU | Feb. 28, 1975 |
| 5. 25 | McMurry | Dec. 17, 2014 |
| 6. 27 | SMU | Mar. 15, 1974 |
| 7. 28 | at Texas A&M-Corpus Christi | Dec. 13, 2014 |
| 28 | at UTRGV | Dec. 13, 1997 |
| 9. 29 | vs. Austin College | Jan. 27, 1983 |
| 29 | TCU | Feb. 25, 1974 |
| 29 | vs. Texas A&M | Feb. 08, 1974 |

FEWEST POINTS ALLOWED IN A QUARTER

| No. (Quarter) | Opponent | Date |
|---------------|-------------------|---------------|
| 1. 0 (4th) | Georgia State | Feb. 27, 2020 |
| 2. 2 (4th) | at Arkansas State | Feb. 26, 2021 |
| 2 (1st) | at ULM | Mar. 02, 2017 |
| 3. 3 (4th) | at Arkansas State | Feb. 27, 2016 |
| 3 (2nd) | Missouri Valley | Nov. 28, 2015 |
| 5. 4 (4th) | at Incarnate Word | Dec. 02, 2018 |
| 4 (2nd) | San Francisco | Dec. 21, 2017 |
| 4 (4th) | ULM | Feb. 20, 2016 |
| 4 (2nd) | Houston Baptist | Dec. 19, 2015 |

FEWEST POINTS ALLOWED IN A HALF

| No. | Opponent | Date |
|-------------|-----------------------------|---------------|
| 1. 8 (1st) | McMurry | Dec. 17, 2014 |
| 2. 9 (2nd) | ULM | Feb. 20, 2016 |
| 3. 10 (1st) | at UCF | Dec. 17, 2005 |
| 4. 11 (2nd) | ULM | Jan. 08, 2021 |
| 11 (1st) | Missouri Valley | Nov. 28, 2015 |
| 11 (2nd) | at Texas A&M-Corpus Christi | Dec. 13, 2014 |
| 11 (1st) | Northwestern State | Feb. 09, 2006 |
| 7. 12 (1st) | at Georgia Southern | Mar. 05, 2015 |
| 12 (2nd) | at UCF | Dec. 17, 2005 |
| 12 (1st) | Nicholls State | Mar. 04, 2005 |
| 12 (1st) | UTSA | Feb. 10, 2005 |

LARGEST LOSING MARGIN

| Total (Score) | Opponent | Date |
|----------------|---------------------|---------------|
| 1. 56 (30-86) | at Texas | Nov. 29, 1978 |
| 2. 55 (42-97) | at TCU | Jan. 04, 2008 |
| 55 (48-103) | Oklahoma | Dec. 04, 1984 |
| 55 (34-89) | at Texas | Jan. 25, 1979 |
| 5. 53 (46-99) | at Oklahoma | Nov. 20, 2013 |
| 53 (47-100) | vs. Wayland Baptist | Mar. 06, 1976 |
| 7. 52 (58-110) | at Oral Roberts | Nov. 12, 2010 |
| 52 (36-88) | at Mississippi | Nov. 30, 1994 |

FEWEST FIELD GOALS MADE

| Total | Opponent | Date |
|-------|-------------------|---------------|
| 1. 8 | at Baylor | Nov. 13, 2015 |
| 2. 9 | at Texas | Dec. 21, 2004 |
| 3. 10 | at UTSA | Jan. 04, 1983 |
| 4. 12 | at Oklahoma State | Nov. 10, 2013 |
| 12 | Stephen F. Austin | Jan. 26, 2006 |
| 12 | at TCU | Dec. 02, 2003 |
| 7. 13 | at TCU | Jan. 04, 2008 |

FEWEST FIELD GOALS ATTEMPTED

| Total | Opponent | Date |
|-------|---------------|---------------|
| 1. 37 | at Texas Tech | Nov. 15, 1998 |
| 2. 40 | at Baylor | Nov. 13, 2015 |

LOWEST FIELD GOAL PERCENTAGE (Min. 50 Attempted)

| Pct. (FG-A) | Opponent | Date |
|------------------|----------------------|---------------|
| 1. .173 (9-52) | at Texas | Dec. 21, 2004 |
| 2. .185 (??-??) | at Arkansas | Dec. 22, 1992 |
| 3. .194 (12-62) | Stephen F. Austin | Jan. 26, 2006 |
| 4. .215 (14-65) | vs. Texas A&M | Mar. 17, 2007 |
| 5. .220 (13-59) | at TCU | Jan. 04, 2008 |
| .220 (??-??) | at Mississippi | Nov. 30, 1994 |
| 7. .221 (15-68) | at Sam Houston State | Jan. 11, 2012 |
| 8. .222 (12-54) | at Oklahoma State | Nov. 10, 2013 |
| 9. .227 (15-66) | Northwestern State | Feb. 26, 2011 |
| 10. .230 (14-61) | at Omaha | Nov. 30, 2012 |

FEWEST 3-POINT FIELD GOALS MADE

| Total | Opponent | Date |
|-----------------------|------------------------|---------------|
| 1. 0 (28 times) | Last: Coastal Carolina | Dec. 31, 2016 |
| 2. 1 (Numerous times) | Last: Little Rock | Jan. 04, 2020 |

FEWEST 3-POINT FIELD GOALS ATTEMPTED

| Total | Opponent | Date |
|----------------|--------------------|---------------|
| 1. 1 (3 times) | Last: Mississippi | Nov. 24, 1989 |
| 2. 4 | at Houston Baptist | Nov. 08, 2013 |
| 3. 5 | at Little Rock | Jan. 24, 2015 |

FEWEST FREE THROWS MADE

| Total | Opponent | Date |
|-----------------------|------------------------|---------------|
| 1. 0 | ULM | Jan. 04, 1993 |
| 2. 1 (Numerous Times) | Last: at Georgia State | Jan. 03, 2019 |

FEWEST FREE THROWS ATTEMPTED

| Total | Opponent | Date |
|----------------|------------------|---------------|
| 1. 2 | at Georgia State | Jan. 03, 2019 |
| 2. 3 (6 times) | Last: at ULM | Mar. 02, 2017 |

LOWEST FREE THROW PERCENTAGE (Min. 10 Attempted)

| Pct. (FT-A) | Opponent | Date |
|-----------------|-------------------|---------------|
| 1. .300 (3-10) | at Utah | Nov. 27, 2017 |
| .300 (3-10) | at Baylor | Nov. 13, 2015 |
| 3. .357 (5-14) | Stephen F. Austin | Mar. 01, 2008 |
| 4. .385 (5-13) | Marist | Dec. 19, 2019 |
| 5. .440 (11-25) | at Texas State | Feb. 12, 2015 |
| 6. .444 (8-18) | Stephen F. Austin | Jan. 26, 2006 |
| 7. .455 (5-11) | at South Alabama | Jan. 12, 2017 |
| 8. .458 (11-24) | Stephen F. Austin | Dec. 03, 2016 |

FEWEST REBOUNDS

| No. | Opponent | Date |
|-------|--------------------|---------------|
| 1. 17 | Little Rock | Feb. 14, 2019 |
| 2. 18 | at Pittsburg State | Nov. 30, 1980 |

2021-22 LADY MAVS MEDIA ROSTER



0

STEPHANIE MOSLEY
F | 6-0 | FR. | MANSFIELD, TEXAS



1

OLYMPIA CHANEY
G | 5-8 | FR. | ATLANTA, GA.



2

RENIYA JONES
G | 5-8 | FR. | WASHINGTON D.C.



4

STARR JACOBS
F | 6-2 | JR. | DALLAS, TEXAS



5

AALIYAH MCMILLAN
G | 5-8 | FR. | SAN ANTONIO, TEXAS



11

CASSIDEE KINSLOW
F | 6-0 | FR. | HUNTINGTON BEACH, CALIF.



20

CLAIRE CHASTAIN
G | 6-0 | SR. | SHAWNEE, OKLA.



21

TERRYN MILTON
G | 5-9 | SR. | OWASSO, OKLA.



23

CAMRYN HAWKINS
G | 5-10 | SR. | ALBUQUERQUE, N.M.



24

DE'SHA BENJAMIN
G | 6-0 | SR. | AUGUSTA, GA.



32

JORDYN TURNER
F | 6-2 | FR. | OKLAHOMA CITY, OKLA.



34

SHYIA SMITH
F | 5-11 | SR. | IDABEL, OKLA.



41

KATIE FERRELL
G | 6-1 | SR. | PLANO, TEXAS



45

EMMA HALVERSON
F | 6-3 | SR. | PLANO, TEXAS



SHEREKA WRIGHT
HEAD COACH
2ND SEASON



AUSTIN KELLY
ASSISTANT COACH




ROSALYN TINDEL
ASSISTANT COACH



SEAN EHLBECK
ASSISTANT COACH



KAELYNN BOYD
DIRECTOR OF BASKETBALL OPS



JORDYNN HERNANDEZ
GRADUATE ASSISTANT



SHA'HADA ARTBERRY
STRENGTH & CONDITIONING COACH



ROY RUDEWICK
SENIOR ASSOCIATE AD FOR SPORTS MEDICINE



ANDREA AYERS
VIDEO COORDINATOR



JAMES HILL
ASST. DIRECTOR OF COMMUNICATIONS