



# 2021-22 SOUTH ALABAMA MEN'S BASKETBALL

USAJaguars.com  
@WeAreSouth\_MBB  
#BurnTheBoats



Game  
14



UTA Mavericks (4-7) vs. South Alabama Jaguars (10-3)  
7 p.m.  
December 30, 2021 • College Park Center • Arlington, Texas

## 2021-22 Schedule

Date	Opponent	Result/Time
11/9	Spring Hill	W 102-41
11/13	at Wichita State	L 58-64
11/16	at Alabama	L 68-73
11/20	Mobile	W 78-45
11/22	William Carey	W 96-53
11/25	San Diego#	W 68-67
11/26	Hawaii/UIC#	W 72-69
11/29	Texas A&M-Commerce	W 69-66
12/1	Southern Miss	W 85-55
12/4	at Jacksonville State	W 74-64
12/14	Tarleton	W 69-62
12/17	at Tarleton	L 52-65
12/21	SIU-Edwardsville	W 84-69
12/30	at UTA*	7 p.m.
1/1	at Texas State*	4 p.m.
1/6	Appalachian State*	7 p.m.
1/8	Coastal Carolina*	3 p.m.
1/13	Georgia State*	7 p.m.
1/15	Georgia Southern*	6 p.m.
1/20	at Louisiana*	TBA
1/22	at ULM*	2 p.m.
1/27	Troy*	7 p.m.
1/29	at Troy*	4 p.m.
2/3	at Georgia Southern	TBA
2/5	at Georgia State	2 p.m.
2/10	Little Rock*	7 p.m.
2/12	Arkansas State*	6 p.m.
2/17	at Coastal Carolina*	6 p.m.
2/19	at Appalachian State*	TBA
2/24	Texas State*	7 p.m.
2/26	UTA*	3 p.m.
3/3-3/7	Sun Belt Championship	TBA

\*denotes Sun Belt Conference game  
# Las Vegas Tournament  
all times are Central and subject to change

### South Alabama Quick Facts

School Name.....University of South Alabama  
Location.....Mobile, Ala.  
Founded.....1963  
Enrollment.....13,992  
Interim President Dr. John W. Smith, Ed.D. (Berry [Ga.] College '76)  
NCAA Faculty Athletic Representative.....Dr. Paige Vitulli (South Alabama '86)  
Athletics Director.....Dr. Joel Erdmann (S. Dakota St. '86)  
National Affiliation.....NCAA Division I  
Conference.....Sun Belt  
Home Court.....Mitchell Center (10,000)  
Nickname.....Jaguars  
School Colors.....Blue, Red and White

### • Coaching Staff •

Head Coach.....Richie Riley  
Alma Mater.....Eastern Kentucky, 2005  
Record at South Alabama.....64-42 (4th year)  
Career Record.....99-70 (6th year)  
Men's Basketball Office Phone.....(251) 460-6104  
Best Time of Day to Reach.....Weekday mornings  
Associate Head Coach.....Adam Howard  
Alma Mater.....Western Kentucky, 2008  
Assistant Coach.....Rodney Crawford  
Alma Mater.....Cincinnati, 2002  
Assistant Coach.....Tyler Parker  
Alma Mater.....Faulkner, 2012

### • Communications and Digital Media •

Communications and Digital Media/MBB Contact.....Zachary Pike  
Office.....(251) 414-8184  
Email.....zacharypike@southalabama.edu  
Strategic Communications Fax.....(251) 414-8032  
Press Row Phone.....(251) 460-7418  
Comm and Digital Media Mailing Address..300 Joseph E. Gottfried Drive  
Athletics Administration Building  
Mobile, AL 36688

### • Basketball History •

First Year of Basketball.....1968-69  
Overall All-Time Record.....864-684  
All-Time Sun Belt Conference Record.....380-322  
NCAA Tournament Appearances/Last.....8/2008  
NIT Tournament Appearances/Last.....4/2007  
Sun Belt Tournament titles.....1980, 1989, 1991, 1997, 1998, 2006

### Communications Contacts

South Alabama  
Zachary Pike (zacharypike@southalabama.edu)  
(251) 414-8184 (office)

### THE COACHES

**South Alabama** **Richie Riley** (Eastern Kentucky, 2005)  
Record at USA: 64-42 (4th year)  
Overall Record: 99-70 (6th year)  
Record vs. UTA: 1-1

### UTA

**Greg Brown** (Howard Payne, 1986)  
Record at UTA: 4-7 (1st year)  
Overall Record: Same  
Record vs. South Alabama: 0-0

### ON THE AIR

Radio: Sports Talk 99.5: **J.T. Crabtree** (pxp) **Joe McNulty** (color)  
Web: <http://sportstalk995.iheart.com/listen> (audio)  
ESPN+ (Internet Streaming):

### RANKINGS

USA: #130 Sagarin, NET #112  
UTA: #236 Sagarin, NET #262

### LAST GAME

South Alabama defeated SIUE 84-69. UTA beat Howard Payne 95-46 on Dec. 22.

### THE SERIES

South Alabama leads the all-time series with UTA 9-7. USA won the last matchup at UTA 66-54 on Jan. 6, 2020.

### Quick Hits (21-22)

Record: 10-3  
vs. non-conf: 10-3/ vs. Sun Belt: 0-0/ vs. Division I: 6-3  
Streak: Win 1  
Longest winning/ losing streak: 8/ 2

No	Name	Pos.	Ht.	Wt.	Yr.	MPG	PPG	RPG	Notes
0	Tyrell Jones	G	6-1	186	Jr.	18.2	5.0	4.0	Career-high four assists against Spring Hill
*1	Lance Thomas	F	6-9	224	Gr.	10.1	3.6	1.3	Hit two three-pointers in his first appearance vs. San Diego
*2	Greg Parham	G	6-3	184	Gr.	-	-	-	Voted first-team all-SoCon by the media last season
3	Andrew Anderson	G	6-0	160	So.	-	-	-	Appeared in 12 games last season
4	Kayo Goncalves	F	6-8	212	Gr.	30.9	7.1	4.5	Leads the team with 25 made three-pointers
10	Diante Smith	F	6-6	189	Jr.	29.6	8.3	4.4	Scored a career-high 16 points in the season opener
12	Alex Anderson	F	6-6	185	Fr.	31.3	9.4	4.6	Tied a career-best with 13 points vs. SIUE
13	Javon Franklin	F	6-7	220	Sr.	23.2	10.2	6.4	Scored a career-high 22 points on 10-of-10 shooting vs. USM
14	Adam Sizemore	G	5-9	166	Jr.	3.0	0.6	0.4	Hit his first three-pointer of the season vs. William Carey
20	Marshall Kearing	F	6-9	225	Jr.	11.3	3.3	3.9	Posted his second consecutive double-double vs. William Carey
21	Charles Manning, Jr.	G	6-4	193	Sr.	29.1	17.3	3.8	Scored a career-high 25 points vs. Hawaii
22	Jay Jay Chandler	G	6-4	180	Gr.	30.3	15.5	4.0	Set a career-high with 23 points at Tarleton
24	Tyler Shirley	F	6-6	212	Fr.	7.0	1.8	1.3	Scored four points and pulled down three rebounds in his first game
25	Jamal West	F	6-6	224	So.	8.4	2.8	2.7	Pulled down a team-high five offensive rebounds in the opener

Probable starters highlighted; \*Transfer

## SOUTH ALABAMA'S LAST GAME

**South Alabama 84, SIUE 69 • December 21, 2021**

MOBILE, Ala. — Jay Jay Chandler posted a game-high 22 points and Charles Manning Jr. dished out a career-best six assists as the University of South Alabama men's basketball team defeated SIUE 84-69 Tuesday night at the Mitchell Center.

South Alabama (10-3) had four individuals finish in double figures. Manning Jr. finished with 19 points, Javon Franklin added 14 points and Alex Anderson tied a career-high with 13.

Shamar Wright and Ray'Sean Taylor led SIUE (6-7) with 12 points each. Lamar Wright and DeeJuan Pruitt both finished with 11.

Date: 12/21

Place: Mitchell Center

Final Score: South Alabama 84, SIUE 69

Records: South Alabama 10-3, SIUE 6-7

### GAME FACTS

- South opened the contest shooting 11-of-14 from the field to grab a 26-11 lead, as five different Jags scored over the first 10 minutes.
- SIUE answered with a 16-10 run to cut the Jag lead to nine (36-27) with 4:34 remaining in the half.
- USA outscored the Cougars 13-8 over the final four minutes to take a 49-35 lead into the break.
- SIUE started the second half on a 14-8 run to cut the deficit to eight, 57-49, as Shaun Doss scored six points during the stretch.
- The Jags responded by scoring the next 10 points to expand the lead to 18, 67-49, highlighted by four points each from Manning Jr. and Franklin.
- Franklin completed a three-point play to push the lead to 20, 78-58 with 6:28 remaining.
- South Alabama outscored SIUE 52-36 in the paint and converted 21 turnovers into 26 points.

## UTA'S LAST GAME

**UTA 95, Howard Payne 46 • December 22, 2021**

ARLINGTON — The UT Arlington men's basketball team (4-7) closed out an otherwise extremely challenging non-conference schedule on Wednesday night with a 95-46 win over Howard Payne (3-9) inside the College Park Center.

Shemar Wilson led a quintet of UTA double-figure scorers with 14 off the bench. He was joined by Brandyn Talbot — who tied a career high with 13 — and Kaodirichi Akobundu-Ehiogu, Nicolas Elame and Patrick Mwamba, who set a season high, with 12 each.

UTA put the game out of reach immediately as the Mavs used a 22-0 run in the game's first 10 minutes to open up a 27-1 lead. The advantage swelled to 30, 34-4, at the 8:30 mark on a Javon Levi jumper, and reached 40, 44-4, with just under six minutes left following the first-ever made 3-pointer from Lazaro Rojas.

The Mavs finished the night shooting 57 percent (38-67) from the floor while holding Howard Payne to just 24 percent (16-68) as they had a lead as large as 52 at one point.

Making the performance even more impressive is that UTA was without its top-2 leading scorers in David Azore (non-COVID illness) and Pedro Castro (back surgery — out for the season).

### BOX SCORE NUGGETS

Levi scored six points, passed out eight assists and grabbed five rebounds.

Akobundu-Ehiogu secured six rebounds, Rojas had seven, Mwamba collected eight and Wilson matched him on the glass for the team lead as UTA out-rebounded the Yellow Jackets, 53-30.

Jack Hoiberg and Montez Young Jr. both finished with eight points. Young Jr. corralled six rebounds, while Hoiberg passed out four assists.

Rojas tallied six points — and all six came on his first two career 3-pointers. He entered the game 0-7 in his career on 3-pointers.

Akobundu-Ehiogu — the nation's active career leader in blocks per game — had two more on Wednesday, extending his streak with at least one rejection to a nation-leading 26th-straight outing dating back to last year. In 24 of those games, he has had 2+ rejections.

The Mavs used their eighth different starting lineup of the season with Levi, Elame, Carson Bischoff, Mwamba and Akobundu-Ehiogu getting the nod.

## OPENING TIP

- South Alabama's 10 wins are the most before Christmas in program history and the 10-3 start through 13 games is the best since the 2007-08 team started 10-3.
- The Jaguars are 23-21 in Sun Belt openers and are 3-0 in SBC openers under Richie Riley.
- USA has already had an eight-game winning streak this season. Dating back to the 2019-20 season, South Alabama has had an eight-game winning streak the past three years.
- The Jags set several season-highs in a 84-69 win over SIUE. South shot a season-best 69 percent from the field in the first half. USA's 49 points in the first half were a season-best against an NCAA Division I opponent this season and the Jaguars scored a season-best 52 points in the paint against the Cougars.
- With a win on Thursday, Riley will reach 100 wins for his career.
- The Jaguars are among the lowest percentage of minutes returning in the country for the 2021-22 season. USA brings back just 28.6 percent of minutes played from last season, which ranks as the eighth fewest in the NCAA. Only UT-Martin, Creighton, Missouri, Duquesne, Iowa State, Robert Morris and Boston College return fewer. Newcomers accounted for 87.7 percent of the scoring in South Alabama's first 13 games. The top five scorers are newcomers.
- The Jaguars have forced at least 10 turnovers in every game this season.
- The Jags shot a season-high 89.5 percent (17-19) from the free throw line, including 13-for-13 over the final five minutes at Jacksonville State.
- South Alabama's 30-point victory over Southern Miss was the largest for the Jags over an NCAA Division I opponent since a Dec. 11, 2011, 102-62 win over Alcorn State.
- South is ranked 41st in the NCAA in scoring defense, giving up just 61.0 points per game. The Jaguars have held teams under 70 points in 12 out of 13 games this season.
- USA is ranked in the top 3 of the Sun Belt in scoring defense, scoring margin (14.0), turnover margin (4.0), blocked shots per game (5.2), total rebounds (481), turnovers forced (17.23) and free throws made (165).
- Jay Jay Chandler posted a career-high 23 points on 9-of-15 shooting, including 4-for-6 from three in the loss at Tarleton. Chandler finished with 22 points against SIUE. Chandler has scored in double figures in 10 consecutive games.
- After tying a career-high with 13 points against SIUE, Alex Anderson has scored 10 or more points in five straight contests.
- Charles Manning Jr. is the leading scorer in the Sun Belt, averaging 17.3 points a game.
- Javon Franklin finished with a career-high 22 points on 10-of-10 shooting in a 85-55 win over Southern Miss. His perfect night from the field put him third all-time in program history for most made field goals made without a miss; only Samuel Hines (12-12) vs. Auburn on Dec. 21, 1991, and Brandon Davis (11-11) at ULM on Jan. 8, 2009, finished with more.
- Over his last five games, Franklin is shooting 30-of-38 (78.9 percent) from the field.
- Kayo Goncalves hit 81 three-pointers last year, ranking second in the Sun Belt behind former teammate Michael Flowers. The 81 three-pointers also ranked ninth nationally. Goncalves ranks fourth in the Sun Belt with 25 three-pointers this season.
- With a victory over Hawaii in the Las Vegas Classic championship, the Jaguars won their first regular-season tournament title since the Red Diamond Roundball Classic during the 2016-17 season.
- Manning Jr. set a career-high with 25 points and seven rebounds in the championship game vs. Hawaii. Manning averaged 23 points, 4.5 rebounds and 3.5 assists during the tournament. The 6-foot-4 guard was named the SBC POTW for his efforts.
- Chandler and Manning Jr. both finished with 21 points in the opening round against San Diego. This was the first time South Alabama had two 20-point scorers since Tyreke Lucure (22) and Michael Flowers (20) vs. Coastal Carolina on Feb. 5, 2021.
- Kearing posted his first career double-double with 14 points and 16 rebounds vs. Mobile. The 16 rebounds were the most by a Jaguar since Augustine Rubit pulled down 19 rebounds on Dec. 16, 2012.
- Franklin followed up his first career double-double with a second straight at No. 14 Alabama, posting 11 points and 11 rebounds. Franklin is tied for third in the Sun Belt with teammate Marshall Kearing with two double-doubles this season. The last Jaguar to post two straight double-doubles was Josh Ajayi (1/6-1/9/20).
- USA held Spring Hill to 0-for-15 shooting from three in the season opener. The Badgers were the first opponent to not make a three-pointer against the Jags since Louisiana went 0-for-6 on Jan. 3, 2002. The 15 attempted three-pointers without a make is the most for a South Alabama opponent dating back to 1990.

## SEASON LEADERS

	South Alabama		UTA	
Pts	Charles Manning Jr.	17.3	David Azore	13.7
Rebs	Javon Franklin	6.4	Kaodirichi Akobundu-Ehiogu	5.2
Assists	Charles Manning Jr.	41	Javon Levi	51
Steals	Jay Jay Chandler	20	Javon Levi	17
Blocks	Charles Manning Jr.	15	Kaodirichi Akobundu-Ehiogu	32
FG %	Javon Franklin	67.1%	Kaodirichi Akobundu-Ehiogu	73.8%
3-Pt FG %	Jay Jay Chandler	38.3%	Carson Bischoff	43.5%
3-Pt FG's	Kayo Goncalves	25	Carson Bischoff	10
FT %	Charles Manning Jr.	80.0%	David Azore	81.4%

## Game-By-Game Starting Lineups

Opponents	Forward	Forward	Guard/Forward	Guard/Forward	Guard
Spring Hill	Goncalves	Franklin	Chandler	Jones	Manning Jr.
at Wichita State	Goncalves	Franklin	Smith	Jones	Chandler
at Alabama	Goncalves	Franklin	Smith	Chandler	Manning Jr.
Mobile	Goncalves	Kearing	Anderson	Chandler	Manning Jr.
William Carey	Goncalves	Franklin	Anderson	Chandler	Manning Jr.
San Diego	Goncalves	Franklin	Anderson	Chandler	Manning Jr.
Hawaii	Goncalves	Franklin	Anderson	Chandler	Manning Jr.
Texas A&M-Commerce	Goncalves	Franklin	Anderson	Chandler	Manning Jr.
Southern Miss	Goncalves	Franklin	Anderson	Chandler	Manning Jr.
at Jacksonville State	Goncalves	Franklin	Anderson	Chandler	Manning Jr.
Tarleton	Goncalves	Franklin	Anderson	Chandler	Manning Jr.
at Tarleton	Goncalves	Franklin	Anderson	Smith	Chandler
SIU-Edwardsville	Goncalves	Franklin	Anderson	Chandler	Manning Jr.
at UTA					
at Texas State					
Appalachian State					
Coastal Carolina					
Georgia State					
Georgia Southern					
at Louisiana					
at ULM					
Troy					
at Troy					
at Georgia Southern					
at Georgia State					
Little Rock					
Arkansas State					
at Coastal Carolina					
at Appalachian State					
Texas State					
UTA					

### Starting Combos & W-L Marks:

	All Games	Sun Belt
Goncalves, Franklin, Chandler, Jones, Manning Jr.	1-0	0-0
Goncalves, Franklin, Smith, Chandler, Jones	0-1	0-0
Goncalves, Franklin, Smith, Chandler, Manning Jr.	0-1	
Goncalves, Kearing, Anderson, Chandler, Manning Jr.	1-0	
Goncalves, Franklin, Anderson, Chandler, Manning Jr.	8-0	
Goncalves, Franklin, Anderson, Smith, Chandler	0-1	

## USA Start Chart

Player	2021-22	Current Streak	Career
Kayo Goncalves.....	13	25	39
Jamal West.....	0	0	16
Jay Jay Chandler.....	13	13	13*
Tyrell Jones.....	2	2	2*
Charles Manning, Jr.....	11	10	11*
Javon Franklin.....	11	8	11*
Diante Smith.....	3	1	3*
Alex Anderson.....	10	10	10
Marshall Kearing.....	1	0	1

\* Career starts at South Alabama

## USA Among The Sun Belt and NCAA Leaders

Category	TEAM	No.	NCAA
Scoring Offense		75.0	T-109
Scoring Defense		61.0	41
Scoring Margin		14.0	38
Rebounding Margin		3.8	112
Assists		10.5	T-320
Blocked Shots		5.2	38
Steals		7.8	102
Turnover Margin		4.0	33
Assist/Turnover Ratio		0.80	305
Field Goal Percentage		.465	78
FG Percentage Defense		.406	97
3-Point Field Goals Per Game		6.5	T-263
3-Point Field Goal Pct.		.317	263
Free Throw Percentage		.673	261

### INDIVIDUAL

Points Per Game	No.	SBC	NCAA
Charles Manning Jr.	17.3	1	92
Jay Jay Chandler	15.5	3	175
Rebounds Per Game	No.	SBC	NCAA
Javon Franklin	6.4	6	266
Three-point FGM	No.	SBC	NCAA
Kayo Goncalves	25	4	199
Diante Smith	21	12	344
Free Throw Pct.	No.	SBC	NCAA
Charles Manning Jr.	.800	3	157
Jay Jay Chandler	.778	7	204
Field Goal Pct.	No.	SBC	NCAA
Charles Manning Jr.	.472	6	169
Jay Jay Chandler	.452	8	205
Steals Per Game	No.	SBC	NCAA
Diante Smith	1.54	8	237
Jay Jay Chandler	1.46	9	279
Charles Manning Jr.	1.42	13	312
Double Doubles	No.	SBC	NCAA
Javon Franklin	2	3	127
Marshall Kearing	2	3	127



## **Richie Riley** **Head Coach** **Eastern Kentucky, 2005** **4th Season**

In his three seasons at the helm of the South Alabama men's basketball program, Richie Riley has led the Jaguars to three straight seasons of 17 or more wins.

Last season, Riley guided USA to a 17-11 record including an eight-game winning streak in Sun Belt conference play. The eight-game winning streak was the second straight season for South, as the 2019-

2020 club finished the season with eight straight victories before the season was cancelled due to the COVID-19 pandemic.

The offense posted a scoring average of 74.1, the third straight season under Riley South Alabama has scored over 70 points per game.

Michael Flowers paced the Jag offense, leading the Sun Belt in scoring with 21.0 points per game in route to a first team all-Sun Belt selection and Sun Belt Men's Basketball Newcomer of the Year.

During the 2019-20 campaign, South finished 20-11, its first 20-win season since 2008-09 and had two players — Josh Ajayi and Trae Mitchell — named all-Sun Belt for a second straight year. Ajayi led the Sun Belt in field-goal percentage and finished fourth in rebounding on his way to a second straight first team all-Sun Belt selection. Mitchell had 11.1 points per game, 5.8 rebounds and finished second in the Sun Belt with 1.5 blocks per game.

Ajayi and Mitchell paced a group of five players in double digits during the 2018-19 season, a first for the program since 1996-97. Ajayi, who led the Sun Belt in field-goal percentage and ranked in the league's top in both scoring and rebounding, was voted to the second team, while Mitchell, the school's second-ever player — and first since 1988-89 — to record 200 rebounds and 100 assists in the same season.

The offense, which posted a scoring average of 72.9, USA's highest since 2007-08, was firing on all cylinders in December during a span that saw South Alabama go 6-2. Starting Dec. 8, the Jaguars recorded 79 points or more and posted a positive assist/turnover ratio in six straight outings, neither of which had been done since the end of the 1990-91 campaign. In addition, the Jags also shot 50 percent or better in five straight games during that span, which also had not been done since 1990-91.

A recruiting strategy based heavily on the transfer market brought in highly-regarded players from California, Florida and South Carolina, and all-conference honorees from American, High Point and Howard.

Riley was announced on March 8, 2018 as the 10th head coach in the history of the program after helping Nicholls to its first regular-season Southland Conference championship since 1998.

Riley was the head coach the previous two seasons at Nicholls, compiling a 35-28 overall record and a 22-14 mark in the Southland Conference. In his last season, he led the Colonels to the regular-season co-championship with a 15-3 record in league play and an overall mark of 21-11; it was the program's first winning season since the 2008-09 campaign.

Nicholls led the conference in scoring with an average of 82.5 points per game, and was among the top three in the league in eight other statistical categories including second in field-goal percentage (47.2%), 3-point field goals per game (8.1), steals per game (9.6) and scoring margin (+7.2 ppg). Not only was the team among the top five in the country in total steals, steals per game and turnovers forced, it ranked among the top 25 nationally in scoring average and top 50 in field-goal percentage as well.

Under his guidance, Roddy Peters became the Colonels' first first-team all-League selection since 2013 this season, with two other student-athletes earning all-Southland recognition during Riley's two years at the helm of the program.

Peters, who was also the league's newcomer of the year, joined fellow all-Southland honoree Tevon Saddler in the top six in the conference in scoring, with 19.7 and 15.8 points per game, respectively. Peters was second in scoring and sixth with 4.2 assists per contest, while Saddler, a second-team selection, was sixth in points and ninth with 6.6 rebounds per game.

The Colonels' tenacity on defense led to three players listed in the conference's top 11 in steals, including all-defensive team member Jahvaughn Powell, who led the SLC in steals per game (2.3), and Kevin Johnson, who ranked third (1.9).

The season before, the team went 7-11 in league play and 14-17 overall, but led the Southland in both blocks (6.1) and 3-pointers (9.0) per game. The Colonels were fourth in steals per game (7.5), but Powell was second individually (2.0), and Johnathan Bell ranked third (1.9).

Powell paced the SLC in assists per game (5.0) and Liam Thomas was the statistical champion in blocks (4.2).

Prior to taking over at Nicholls, he was an assistant for two seasons at Clemson. In his first season on the staff, he helped the Tigers to eight Atlantic Coast Conference wins — with one coming at NCAA Sweet 16 participant North Carolina State — as well as a pair of victories over NCAA Tournament teams from the SEC, including a top-25 Arkansas squad. The following year Clemson won 10 ACC games for only the fifth time in program history, while his efforts in recruiting helped the Tigers sign both ESPN 4-star top-100 prospect Ty Hudson and the No. 2 national junior-college prospect, Legend Robertin.

As an assistant at Alabama-Birmingham from 2012-14, Riley played a key role in the Blazers signing a top-25 recruiting class that would provide the core of a team that advanced to the third round of the 2015 NCAA Tournament; the group included three individuals who would go on to earn all-Conference USA honors as well as the league's 6th Man-of-the-Year Award. His time at UAB was highlighted by a 63-59 victory over No. 16 North Carolina during the 2013-14 season.

Riley's efforts with the Blazers led to his selection to attend the prestigious Villa 7 Conference for rising assistants.

In his lone season at Eastern Kentucky in 2011-12, he was part of a staff that led the Colonels to a 16-16 record. But his efforts in recruiting for the program played a part in signing a class that would help EKU advance to the NCAA Tournament in 2015; the group included Corey Walden, who would go on to twice be chosen the Ohio Valley Conference Defensive Player of the Year and the 2014 OVC Tournament Most Valuable Player in addition to being voted first-team all-League in '15.

Riley's first experience at the NCAA Division I level came at Coastal Carolina, where he was an assistant on Cliff Ellis' staff from 2009-11. In his two years with the program, the Chanticleers posted a 56-13 mark overall and 31-5 record in the Big South Conference, winning a pair of regular-season titles, advancing to the conference tournament championship game twice and making an appearance in the National Invitation Tournament each season.

After beginning his coaching career as an assistant at Georgetown (Ky.) from 2003-05, Riley also served as an assistant at Hawai'i-Pacific during the 2005-06 campaign before a three-season stint at Pikeville (Ky.) from 2006-09. While at PC he received the honor of 'Top NAIA Assistant' from RecruitingRumors.com.

A 2005 Eastern Kentucky graduate with a degree in special education and human behavior, Riley and his wife Jess have three sons, Reese, Rock and Rush.

## The Riley Ledger

Year	School	Overall	Conference	Finish	Notes
<b>Assistant Coach</b>					
2003-04	Georgetown (Ky.)	30-8	8-2	1st	Regular season champs
2004-05	Georgetown (Ky.)	28-6	8-2	T-1st	Regular season co-champs
2005-06	Hawai'i Pacific	8-19	3-8	4th	—
2006-07	Pikeville	12-19	3-7	T-4th	—
2007-08	Pikeville	22-9	4-6	4th	—
2008-09	Pikeville	20-12	7-5	T-3rd	—
2009-10	Coastal Carolina	28-7	15-3	1st	Regular season champs; NIT
2010-11	Coastal Carolina	28-6	16-2	1st	Regular season champs; NIT
2011-12	Eastern Kentucky	16-16	7-9	8th	—
2012-13	Alabama-Birmingham	16-17	7-9	T-7th	—
2013-14	Alabama-Birmingham	18-13	7-9	T-8th	—
2014-15	Clemson	16-15	8-10	T-8th	—
2015-16	Clemson	17-14	10-8	T-7th	—
<b>Head Coach</b>					
2016-17	Nicholls State	14-17	7-11	T-8th	—
2017-18	Nicholls State	21-11	15-3	T-1st	Southland Coach of the Year
2018-19	South Alabama	17-17	8-10	8th	—
2019-20	South Alabama	20-11	13-7	2nd	Regular season; post-season canceled: COVID
2020-21	South Alabama	17-11	10-7	3rd (East)	—
2021-22	South Alabama	10-3	--		
<b>Head Coach (5)</b>		<b>99-70</b>	<b>53-38</b>	<b>1 Regular Season Title</b>	
<b>South Alabama (3)</b>		<b>64-42</b>	<b>31-24</b>		





## SOUTH ALABAMA ROSTER

No.	Name	Pos.	Ht.	Wt.	Yr.-Exp.	Hometown (Previous School/High School)
0	Tyrell Jones	G	6-1	186	Jr.-2L	Chicago, Ill. / Auburn
1	Lance Thomas	F	6-9	224	Gr.-4L	Norcorss, Ga. / Memphis
2	Greg Parham	G	6-3	184	Gr.-4L	Richmond, Va. / VMI
3	Andrew Anderson	G	6-0	165	So.-1L	Memphis, Tenn. / Tipton-Rosemark Academy
4	Kayo Goncalves	F	6-8	212	Gr.-TR	Rio de Janeiro, Brazil (Southeastern Oklahoma State)
10	Diante Smith	F	6-6	185	Jr.-2L	Fort Walton Beach, Fla. / TCU
12	Alex Anderson	F	6-6	185	Fr.-HS	Memphis, Tenn. / Tipton-Rosemark Academy
13	Javon Franklin	F	6-7	220	Sr.-3L	Little Rock, Ark. / Auburn
14	Adam Sizemore	G	5-9	166	Jr.-2L	London, Ky. / North Laurel HS
20	Marshall Kearing	F	6-9	225	Jr.-2L	Perth, Australia / State College of Florida
21	Charles Manning Jr.	G	6-4	193	Sr.-3L	Riverhead, N.Y. / LSU
22	Jay Jay Chandler	G	6-4	180	Gr.-4L	Katy, Texas / Texas A&M
24	Tyler Shirley	F	6-6	212	Fr.-HS	Mableton, Ga. / Pebblebrook HS
25	Jamal West	F	6-5	224	So.-1L	Baltimore, Md. / St. Frances Academy

**Head coach:** Richie Riley (Eastern Kentucky '05), fourth season

**Associate head coach:** Adam Howard (Western Kentucky '08), fourth season

**Assistant coaches:** Rodney Crawford (Cincinnati '02), first season

Tyler Parker (Faulkner '12), fourth season

**Director of operations:** Mikel Kosich (Montana State-Billings '15), fourth season

**Director of scouting:** Kurt Young, (Morehead State '95), second season

**Director of player development:** Cam Boyd, (Huntingdon '20), first season

**Director of student-athlete welfare:** Chad Lott, (South Alabama '20), first season

### Pronunciation Guide

Kayo Goncalves — Kai-oh Gon-sal-ves

Tyrell Jones — Ty-rell

Greg Parham — Pare-ham

Diante Smith — DEE - augn - tay

## SOUTH ALABAMA RESULTS AND LEADERS

Date	Opponent	Time/Result	Points	Rebounds	Assists	Blocks	Steals
11/9	Spring Hill	W 102-41	Chandler-21	Franklin-9	Jones-4	Smith-2	Chandler/Smith-3
11/13	at Wichita State	L 58-64	Franklin-18	Franklin-12	Franklin-2*	Franklin-2**	Smith-1**
11/16	at Alabama	L 68-73	Manning Jr.-23	Franklin-11	Manning Jr.-4	Goncalves-1*	Franklin-4
11/20	Mobile	W 78-45	Chandler-15	Kearing-16	Manning Jr.-5	Smith-1*	Kearing-3*
11/22	William Carey	W 96-53	Chandler-22	Kearing-10	Manning Jr.-4	Franklin-3	Manning Jr.-3
11/25	San Diego#	W 68-67	Chandler/Manning Jr.-21	Smith-7	Manning Jr.-5	N/A	Chandler-5
11/26	Hawaii#	W 72-69	Manning Jr.-25	Manning Jr.-7	Chandler-4	Kearing-2	Smith-4
11/29	Texas A&M-Commerce	W 69-66	Manning Jr.-20	Franklin-7	Manning Jr.-5	Manning Jr.-5	Manning Jr.-3
12/1	Southern Miss	W 85-55	Franklin-22	Franklin-9	Chandler-6	Thomas/West-2	Franklin-4
12/4	at Jacksonville State	W 74-64	Manning Jr.-22	Chandler-7	Manning Jr.-2	Franklin-2	Al. Anderson-2
12/14	Tarleton State	W 69-62	Manning Jr.-17	Franklin-9	Manning Jr.-5	Manning Jr.-6	Smith-1****
12/17	at Tarleton State	L 52-65	Chandler-23	Goncalves-8	Anderson-3	Franklin-3	Chandler-2
12/21	SIU-Edwardsville	W 84-69	Chandler-22	Franklin-9	Manning Jr.-6	Anderson-3	Manning Jr.-3
12/30	at UTA*						
1/1	at Texas State*						
1/6	Appalachian State*						
1/8	Coastal Carolina*						
1/13	Georgia State*						
1/15	Georgia Southern*						
1/20	at Louisiana*						
1/22	at ULM*						
1/27	Troy*						
1/29	at Troy*						
2/3	at Georgia Southern*						
2/5	at Georgia State*						
2/10	Little Rock*						
2/12	Arkansas State*						
2/17	at Coastal Carolina*						
2/19	at Appalachian State*						
2/24	Texas State*						
2/26	UTA*						

## INDIVIDUAL SUPERLATIVES

### South Alabama

	Category	Opponent
25, Charles Manning Jr. vs. Hawaii (11/26) .....	Points .....	27, Montre Gipson, at Tarleton (12/17)
16, Javon Franklin vs. Southern Miss (12/1) .....	Points/1st Half .....	13, Jaden Shackelford, at Alabama (11/16)
12*, Charles Manning Jr. vs. Alabama (11/16) .....	Points/2nd Half .....	17, Montre Gipson, at Tarleton (12/17)
10**, Javon Franklin vs. Southern Miss (12/1) .....	Field Goals Made .....	10*, Montre Gipson, at Tarleton (12/17)
19, Charles Manning, Jr. vs. San Diego (11/25) .....	Field Goal Attempts .....	20, Montre Gipson, at Tarleton (12/17)
1.000 (10-10), Javon Franklin vs. Southern Miss (12/1) .....	Field Goal Percentage (min. 5 FGM) .....	777 (7-9), Mate Colina, vs. Hawaii (11/26)
4*, Jay Jay Chandler at Tarleton (12/17) .....	3-Pointers Made .....	5, Jairus Roberson, vs. Texas A&M-Commerce (11/29)
14, Kayo Goncalves vs. Alabama (11/16) .....	3-Pointers Attempted .....	14, Jairus Roberson, vs. Texas A&M-Commerce (11/29)
.667* (4-6), Jay Jay Chandler at Tarleton (12/17) .....	3-Point Percentage (min. 3 3FGM) .....	1000 (3-3), Desmond Polk, vs. SIUE (12/21)
8**, Jay Jay Chandler vs. Jacksonville State (12/4) .....	Free Throws Made .....	7*, Montre Gipson, at Tarleton (12/17)
13, Jay Jay Chandler vs. Spring Hill (11/9) .....	Free Throws Attempted .....	12, Javon McClanahan, vs. Hawaii (11/26)
1.000 (8-8), Jay Jay Chandler vs. Jacksonville State (12/4) .....	Free Throw Percentage (min. 5 FTM) .....	833 (5-6)*, Kayne Henry, at Jacksonville State (12/4)
16, Marshall Kearing vs. Mobile (11/20) .....	Rebounds .....	12**, Tahj Small, at Tarleton (12/17)
9, Marshall Kearing vs. Mobile (11/20) .....	Offensive Rebounds .....	5*, Kayne Henry, at Jacksonville State (12/4)
11, Javon Franklin, vs. Wichita State (11/13) .....	Defensive Rebounds .....	11, Tahj Small, at Tarleton (12/17)
6*, Charles Manning Jr. vs. SIUE (12/21) .....	Assists .....	8, Walyn Napper, Southern Miss (12/1)
7, Charles Manning Jr. vs. Alabama (11/16) .....	Turnovers .....	6***, Ray/Sean Taylor, vs. SIUE (12/21)
6, Charles Manning Jr. vs. Tarleton (12/14) .....	Blocks .....	5, Charles Bediako, at Alabama (11/16)
5, Jay Jay Chandler vs. San Diego (11/25) .....	Steals .....	7, Shamir Bagues, vs. Tarleton (12/14)
39*, Alex Anderson at Tarleton (12/17) .....	Minutes .....	40, Tahj Small, vs. Tarleton (12/14)

\* Indicates how many previous times that total occurred

## MISCELLANEOUS, ETC...

### INDIVIDUAL MISCELLANEOUS

#### Double-digit scoring

Kayo Goncalves .....	3 (14)
Jay Jay Chandler .....	11
Diante Smith .....	5
Alex Anderson .....	7
Javon Franklin .....	7
Jamal West .....	-- (5)
Charles Manning Jr. ....	10
Marshall Kearing .....	2

#### 30-plus points

--

#### 20-plus points

Jay Jay Chandler .....	5
Charles Manning Jr. ....	5
Javon Franklin .....	1

#### Double-digit rebounding

Kayo Goncalves .....	-- (4)
Jamal West .....	-- (5)
Javon Franklin .....	2
Marshall Kearing .....	2

#### Double-doubles

Kayo Goncalves .....	-- (2)
Javon Franklin .....	2
Marshall Kearing .....	2

# in ( ) is for career

### LED USA IN...

#### Scoring

Jay Jay Chandler .....	6*
Kayo Goncalves .....	-- (3)
Javon Franklin .....	2
Charles Manning Jr. ....	7*

#### Rebounding

Javon Franklin .....	7
Kayo Goncalves .....	1 (8)
Jamal West .....	-- (8)
Marshall Kearing .....	2
Diante Smith .....	1
Charles Manning Jr. ....	1
Jay Jay Chandler .....	1

#### Assists

Tyrell Jones .....	2*
Javon Franklin .....	1*
Charles Manning Jr. ....	8*
Jay Jay Chandler .....	2
Alex Anderson .....	2*

#### Blocks

Diante Smith .....	2*
Javon Franklin .....	4*
Alex Anderson .....	2*
Kayo Goncalves .....	2* (7)
Jamal West .....	1* (11)
Charles Manning Jr. ....	3*
Marshall Kearing .....	1
Lance Thomas .....	1*

#### Steals

Jay Jay Chandler .....	3
Diante Smith .....	4*
Kayo Goncalves .....	1* (5)
Jamal West .....	-- (1)
Charles Manning, Jr. ....	4*
Javon Franklin .....	3*
Marshall Kearing .....	1*
Alex Anderson .....	1

\* includes ties

### LED ALL PLAYERS IN...

#### Scoring

Jay Jay Chandler .....	4*
Kayo Goncalves .....	-- (1)
Charles Manning Jr. ....	6*
Javon Franklin .....	1

#### Rebounding

Javon Franklin .....	6*
Kayo Goncalves .....	-- (5)
Jamal West .....	-- (5)
Marshall Kearing .....	2
Jay Jay Chandler .....	1

#### Assists

Tyrell Jones .....	1
Charles Manning Jr. ....	6*

#### Blocks

Diante Smith .....	1
Kayo Goncalves .....	-- (3)
Jamal West .....	1* (8)
Javon Franklin .....	3
Marshall Kearing .....	1
Charles Manning Jr. ....	2
Lance Thomas .....	1*
Alex Anderson .....	1

\* includes ties

#### Steals

Jay Jay Chandler .....	3*
Diante Smith .....	2
Kayo Goncalves .....	1 (4)
Javon Franklin .....	2
Marshall Kearing .....	1
Charles Manning Jr. ....	3*
Alex Anderson .....	1*

\* includes ties

## TEAM SUPERLATIVES

### South Alabama

High	Low	Category	High	Low
102 vs. Spring Hill (11/9)	52 at Tarleton (12/17)	Points Scored	73 vs. Alabama (11/16)	41 vs. Spring Hill (11/9)
52 vs. Spring Hill (11/9)	25 vs. Texas A&M-Commerce (11/29)	Points Scored/1st Half	38 vs. San Diego (11/25)	17 vs. Spring Hill (11/9)
50 vs. Spring Hill (11/9)	26 vs. Wichita State (11/13)	Points Scored/2nd Half	42 vs. Alabama (11/16)	24 vs. Spring Hill (11/9)
61 vs. Spring Hill (11/9)	(-12) at Tarleton (12/17)	Victory Margin	12 at Tarleton (12/17)	(-61) vs. Spring Hill (11/19)
37 vs. Spring Hill (11/9)	20 at Tarleton (12/17)	Field Goals	27* vs. San Diego (11/25)	16 vs. Spring Hill (11/9)
78 vs. Spring Hill (11/9)	48* at Tarleton (12/17)	Field Goal Attempts	61** vs. William Carey (11/22)	45 vs. Mobile (11/20)
.567 (34-60) vs. Southern Miss (12/1)	.385 (25-65) vs. Alabama (11/16)	FG Percentage	.489 (23-47) vs. San Diego (11/25)	.258 (16-62) vs. Spring Hill (11/9)
.690 (20-29) vs. SIUE (12/21)	.261 (6-23) vs. Texas A&M-Commerce (11/29)	FG Percentage/1st Half	.542 (13-24) vs. Tarleton (12/14)	.235 (8-34) vs. Spring Hill (11/9)
.552 (16-29) vs. William Carey (11/22)	.353 (12-34) vs. SIUE (12/21)	FG Percentage/2nd Half	.478 (11-23) vs. SIUE (12/21)	.286 (8-28) vs. Spring Hill (11/9)
11 vs. William Carey (11/22)	3* vs. Jacksonville State (12/4)	3-Pointers	11* vs. Texas A&M-Commerce (11/29)	0 vs. Spring Hill (11/9)
29 vs. Spring Hill (11/9)	13 vs. Jacksonville State (12/4)	3-Point Attempts	34 vs. Texas A&M-Commerce (11/29)	15 vs. Spring Hill (11/9)
.438 (7-16) vs. San Diego (11/25)	.188 (3-16) vs. Wichita State (11/13)	3-Point Percentage	.423 (11-26) vs. Hawaii (11/26)	.000 (0-15) vs. Spring Hill (11/9)
20 vs. Tarleton (12/14)	5 at Tarleton (12/17)	Free Throws	13* vs. SIUE (12/21)	5 vs. William Carey (11/22)
29* vs. Tarleton (12/14)	5 vs. San Diego (11/25)	Free Throw Attempts	20* vs. SIUE (12/21)	6 vs. William Carey (11/22)
.895 (17-19) vs. Jacksonville State (12/4)	.455 (5-11) at Tarleton (12/17)	Free Throw Percentage	.846 (8-11) vs. Texas A&M-Commerce (11/29)	.384 (5-13) vs. Mobile (11/20)
58 vs. Spring Hill (11/9)	30 at Tarleton (12/17)	Total Rebounds	40 vs. Alabama (11/16)	23 vs. Tarleton (12/14)
22 vs. Mobile (11/20)	5 vs. Wichita State (11/13)	Offensive Rebounds	13* vs. William Carey (11/22)	5 vs. Tarleton (12/14)
37 vs. Spring Hill (11/9)	24 at Tarleton (12/17)	Defensive Rebounds	29 vs. San Diego (11/25)	18* vs. Tarleton (12/14)
20 vs. Spring Hill (11/9)	(-11) vs. San Diego (11/25)	Rebounding Margin	11 vs. San Diego (11/25)	(-20) vs. Spring Hill (11/9)
22 at Tarleton (12/17)	11 vs. William Carey (11/13)	Fouls	24 vs. Tarleton (12/14)	12 vs. Wichita State (11/13)
16 vs. William Carey (11/22)	5 at Tarleton (12/17)	Assists	14* vs. SIUE (12/21)	2 vs. Spring Hill (11/9)
22* vs. Tarleton (12/14)	2 vs. Mobile (11/20)	Turnovers	22 vs. Alabama (11/16)	10 at Tarleton (12/17)
10 vs. Tarleton (12/14)	0 vs. San Diego (11/25)	Blocked Shots	9 vs. Alabama (11/16)	0 vs. Hawaii (11/26)
12 vs. Hawaii (11/26)	3 vs. Wichita State (11/13)	Steals	12* vs. Tarleton (12/14)	1 vs. Hawaii (11/26)
5 vs. Spring Hill (11/9)	2 vs. Wichita State (11/13)	Double Figure Scorers	4 vs. SIUE (12/21)	0 vs. Spring Hill (11/9)

## POINTS-REBOUNDS-ASSISTS

Date	Opponent	Jones	Thomas	Parham	Anderson	Goncalves	Smith	Al Anderson	Franklin	West	Kearney	Manning Jr.	Chandler	Shirley	Sizemore
11/9	Spring Hill	6-3-4	DNP	DNP	DNP	14-4-1	16-7-1	11-7-2	12-9-0	5-8-0	4-5-0	9-2-2	21-7-3	4-3-2	0-1-0
11/13	at Wichita State	4-5-2	DNP	DNP	DNP	8-1-1	2-5-1	5-2-0	18-12-2	0-0-1	DNP	13-4-1	8-2-1	DNP	DNP
11/16	at Alabama	DNP	DNP	DNP	DNP	12-7-0	7-3-2	9-5-0	11-11-2	0-0-0	0-1-0	23-6-4	6-4-0	0-0-0	DNP
11/20	Mobile	DNP	DNP	DNP	DNP	3-4-0	8-3-1	11-7-1	2-1-0	9-5-1	14-16-2	13-5-5	15-4-2	3-2-0	0-1-0
11/22	William Carey	DNP	DNP	DNP	DNP	6-4-2	15-3-1	8-3-1	6-4-1	6-4-0	11-10-1	18-4-4	22-4-3	1-3-2	3-0-1
11/25	San Diego	DNP	8-2-0	DNP	DNP	3-2-0	5-7-2	8-3-0	0-2-0	DNP	2-2-0	21-2-5	21-6-4	DNP	DNP
11/26	Hawaii	DNP	2-0-0	DNP	DNP	5-6-0	15-1-0	6-2-0	8-5-0	DNP	0-0-0	25-7-2	10-2-4	DNP	DNP
11/29	Texas A&M-Commerce	DNP	0-0-0	DNP	DNP	13-6-0	11-7-1	5-4-1	7-6-0	DNP	0-2-1	20-1-5	13-7-3	DNP	DNP
12/1	Southern Miss	DNP	7-1-0	DNP	DNP	8-4-0	11-5-5	10-6-0	22-9-1	1-3-1	0-1-1	7-0-0	16-4-6	3-0-0	0-0-0
12/4	at Jacksonville State	DNP	0-0-0	DNP	DNP	8-3-1	2-6-1	13-6-2	15-5-1	DNP	2-1-0	22-4-2	12-7-1	DNP	DNP
12/14	Tarleton State	DNP	0-0-0	DNP	DNP	9-3-0	5-5-2	11-5-0	14-9-0	0-2-0	DNP	17-8-5	13-1-2	DNP	DNP
12/17	at Tarleton State	DNP	6-2-1	DNP	DNP	0-8-0	3-5-0	12-5-3	4-1-0	4-2-0	DNP	DNP	23-2-1	DNP	DNP
12/21	SIU-Edwardsville	DNP	5-5-1	DNP	DNP	3-6-1	8-2-1	13-5-3	14-9-0	0-0-0	0-1-0	19-3-6	22-2-1	0-0-0	0-0-0
12/30	at UTA														
1/1	at Texas State														
1/6	Appalachian State														
1/8	Coastal Carolina														
1/13	Georgia State														
1/15	Georgia Southern														
1/20	at Louisiana														
1/22	at ULM														
1/27	Troy														
1/29	at Troy														
2/3	at Georgia Southern														
2/5	at Georgia State														
2/10	Little Rock														
2/12	Arkansas State														
2/17	at Coastal Carolina														
2/19	at Appalachian State														
2/24	Texas State														
2/26	UTA														



## SPECIALTY STATS

Date	Opponent	South Alabama							Opponent					USA Lead	Opp Lead	Time Tied	Largest Lead	Largest Def.	Halftime Lead/Def.
		Final	Paint	TOs	2nd	Fast	Bench	Paint	TOs	2nd	Fast	Bench							
11/9	Spring Hill	W 102-41	50	9	25	23	40	22	21	5	9	25	38:21	00:00	1:39	63	0	33	
11/13	at Wichita State	L 58-64	38	14	9	6	18	28	12	15	4	28	9:00	24:25	6:35	6	7	Tied	
11/16	at Alabama	L 68-73	34	21	10	4	9	36	22	12	5	12	15:44	19:28	5:28	6	8	3	
11/20	Mobile	W 78-45	46	2	22	6	22	18	20	4	0	13	38:04	00:20	1:36	37	2	17	
11/22	William Carey	W 96-53	38	12	16	6	36	26	18	9	2	18	39:29	00:00	0:31	43	0	20	
11/25	San Diego	W 68-67	34	9	15	6	15	28	15	6	8	23	15:36	21:18	3:46	6	10	-7	
11/26	Hawaii/UIC	W 72-69	44	10	2	11	18	20	20	11	5	12	16:39	19:16	4:15	7	9	-2	
11/29	Texas A&M-Commerce	W 69-66	34	16	8	5	11	20	19	5	5	29	06:06	31:28	2:36	6	15	-7	
12/1	Southern Miss	W 85-55	48	12	14	18	22	30	16	10	4	32	39:42	00:00	0:18	39	0	21	
12/4	at Jacksonville State	W 74-64	38	16	7	8	4	28	15	10	6	18	35:58	02:25	2:17	11	4	1	
12/14	Tarleton	W 69-62	24	22	15	14	5	34	15	8	4	3	11:18	23:20	5:22	12	7	-4	
12/17	at Tarleton	L 52-65	24	15	4	14	10	20	10	10	5	5	13:03	22:09	4:48	6	13	-2	
12/21	SIU-Edwardsville	W 84-69	52	14	18	8	13	36	21	14	7	15	39:27	00:00	:33	23	0	14	
12/30	at UTA																		
1/1	at Texas State																		
1/6	Appalachian State																		
1/8	Coastal Carolina																		
1/13	Georgia State																		
1/15	Georgia Southern																		
1/20	at Louisiana																		
1/22	at ULM																		
1/27	Troy																		
1/29	at Troy																		
2/3	at Georgia Southern																		
2/5	at Georgia State																		
2/10	Little Rock																		
2/12	Arkansas State																		
2/17	at Coastal Carolina																		
2/19	at Appalachian State																		
2/24	Texas State																		
2/26	UTA																		

\* Season high  
TOs: turnovers

## SOUTH ALABAMA'S 100-POINT GAMES

116-101 (12/28/68) vs. Miss. College (N)  
110-78 (1/15/69) vs. Florida Tech  
129-96 (2/8/69) at Florida Tech  
101-86 (12/16/69) at Missouri-Saint Louis  
102-100 (1/31/70) at Tampa  
106-114 (2/26/70) at Loyola-New Orleans  
103-81 (12/7/73) vs. Alabama-Huntsville  
103-76 (1/5/74) vs. St. Bernard  
102-90 (1/12/74) vs. Hardin-Simmons  
102-84 (1/19/74) vs. Baptist  
104-71 (1/26/74) vs. Tulane  
123-89 (2/14/74) at Southern Mississippi  
123-102 (1/29/74) vs. Ala.-Huntsville  
114-86 (12/7/74) vs. St. Bernard  
101-82 (12/9/74) vs. Baptist  
121-68 (1/4/75) vs. Macalester  
116-98 (1/6/75) vs. VMI (N)  
114-89 (1/11/75) vs. West Florida  
119-93 (1/13/75) vs. Samford  
108-83 (2/12/75) vs. Wisconsin-Parkside  
112-64 (12/29/75) vs. Rice (N)  
102-70 (1/12/76) vs. Samford  
117-74 (2/21/76) at Baptist  
109-89 (2/28/76) at Louisiana  
102-80 (12/3/76) vs. Rider (N)  
113-86 (1/7/77) vs. Hardin-Simmons  
106-89 (1/15/77) vs. Missouri-Saint Louis

100-80 (2/21/77) vs. Robert Morris  
101-78 (11/28/77) vs. Oakland  
111-78 (11/25/78) vs. SIU-Edwardsville  
111-90 (12/30/78) vs. Wisc.-Whitewater  
101-65 (1/25/79) vs. New Orleans  
114-83 (2/1/79) vs. South Florida  
101-72 (12/27/79) vs. Rider  
105-47 (1/3/80) vs. Missouri Baptist  
101-53 (12/13/80) vs. Prairie View A&M  
103-61 (11/29/81) vs. Illinois-Benedictine  
120-73 (12/7/82) vs. Florida International  
101-62 (12/20/82) vs. Roosevelt  
106-57 (1/2/84) vs. Roosevelt  
101-91 (2/25/84) at UNC Charlotte  
110-75 (2/27/84) vs. Bethune-Cookman  
104-68 (11/24/84) vs. Bethune-Cookman  
109-57 (11/27/84) vs. Morgan State  
105-65 (12/30/86) vs. FIU  
101-69 (1/24/87) vs. Central Florida  
101-90 (12/8/87) vs. Alabama State  
107-75 (12/30/87) vs. San Francisco State  
100-96 at (1/2/88) vs. VCU  
110-111 (11/30/88) at Marshall  
108-69 (12/22/88) vs. Stephen F. Austin  
104-84 (1/11/89) vs. Alabama State  
114-84 (1/18/89) vs. UAB  
103-74 (1/23/89) vs. Jacksonville

116-66 (3/1/89) vs. Nicholls State  
103-84 (3/5/89) vs. UAB (N)  
105-59 (3/6/89) vs. Jacksonville (N)  
111-68 (12/20/89) vs. Alabama State  
103-86 (12/5/90) vs. Hawaii Loa  
121-105 (1/5/91) vs. UNC Charlotte  
100-89 (1/7/91) vs. Old Dominion  
100-91 (2/21/91) at Western Kentucky  
131-93 (2/27/91) vs. Prairie View A&M  
105-78 (3/3/91) vs. VCU  
105-98 (12/17/91) vs. North Texas  
107-87 (12/21/91) vs. Auburn (N)  
113-95 (1/2/92) vs. Jacksonville  
107-88 (1/28/92) at Central Florida  
107-100 (12/7/92) vs. West Virginia  
105-100 (12/21/92) vs. Baylor  
101-98 (1/24/93) at Western Kentucky  
109-86 (2/20/93) at Jacksonville  
101-80 (2/24/93) vs. Lamar  
101-77 (3/1/93) at Texas-Pan American  
109-95 (12/14/93) vs. Troy  
156-114 (12/2/94) vs. Prairie View A&M  
106-117 (12/17/94) vs. Southern  
105-86 (12/20/94) vs. UAB  
105-85 (1/26/95) vs. Louisiana  
105-70 (1/31/98) vs. Texas-Pan American  
104-99 2ot (2/20/02) at Bethune-Cookman

123-75 (2/25/03) vs. William Carey  
101-76 (1/6/07) vs. Florida Atlantic  
102-62 (12/11/11) vs. Alcorn State  
104-95 (1/8/15) vs. Appalachian State  
106-76 (11/11/18) vs. Huntingdon  
103-81 (12/16/20) vs. Flagler (Fla.)  
102-41 (11/9/21) vs. Spring Hill  
(N) = Neutral site game

**100-point games:** 88

**Losses when scoring 100 points:** 3  
2/26/70 vs. Loyola-New Orleans  
11/30/88 at Marshall  
12/17/94 vs. Southern

**Times scoring 100 points on road:** 14

**Back-to-back 100-point games:**

1/12-1/19/74  
12/7-12/9/74  
12/30/87-1/2/88  
11/24-11/27/84  
11/24-11/27/84  
3/5-3/6-89  
1/5-1/7/91  
2/20-2/24-93  
12/17-12/20/94

## THE LAST TIME...

### Individual

**A player scored 40 points:** Junie Lewis (41) vs. VCU (1/30/88)

**A player scored 30 points:** Michael Flowers (34) vs. ULM (3/5/21)

**A player made 15 field goals:** Junie Lewis (15) vs. VCU (1/30/88)

**A player made 8 3-pointers:** Kory Holden (8) at Southern Miss (11/28/18)

**A player made 11 free throws:** Michael Flowers (11) vs. ULM (3/5/21)

**A player grabbed 20 rebounds:** Terry Catledge (26) vs. UNC Charlotte (1/20/85)

**A player dished out 10 assists:** Herb McGee (11) vs. Southeast Missouri (11/19/18)

**A player blocked 7 shots:** Trhae Mitchell (9) vs. Pikeville (11/6/19)

**A player had 7 steals:** Demetric Bennett (7) vs. Texas College (12/19/06)

**A player made a shot in the last 2 seconds to win:** Kayo Goncalves (0.0, 3 ptr, W 76-75) at Southern Miss (12/12/20)

**An opponent made a shot in the last 2 seconds to win:** Demario Beck (1.3, 2 ptr, L 70-72) at Coastal Carolina (2/17/18)

### Team - Offense

**Scored 100+ points:** 102-41 vs. Spring Hill (11/9/21)

**Scored 90-99 points:** 96 vs. William Carey (11/22/21)

**Scored 50 or fewer:** 49-62 at Georgia Southern (1/2/21)

**Scored 90 or more and lost:** 90-93 at Alabama A&M 2OT (12/19/20)

**Scored 90 or more in regulation and lost:** 94-102 at Little Rock (1/30/95)

**Scored 55 or fewer and won:** 50-49 vs. ULM (2/15/20)

**Made 45 field goals:** 48 vs. William Carey (2/25/03)

**Shot 60% from the floor:** 61.0% (36-59) vs. Flagler (Fla.) (12/16/20)

**Shot 70% from the floor in a half:** 81.0% at Appalachian State (2/20/20)

**Shot less than 30% from the floor:** 24.7% vs. Jacksonville (11/17/18)

**Shot less than 20% from the floor in a half:** 18.5% at Southern Miss (11/17/10)

**Made 12 3-pointers:** 15 vs. Georgia State (2/26/21)

**Made 35 free throws:** 37 vs. New Orleans (3/9/08)

**Grabbed 60 rebounds:** 61 vs. Florida International (2/11/10)

**Recorded 15 or more steals:** 20 vs. Texas College (12/19/06)

**Recorded 25 or more assists:** 25 vs. Alabama A&M (12/19/18)

**Blocked 10 or more shots:** 10 vs. Tarleton (12/14/21)

**Had fewer than 7 turnovers:** 2 vs. Mobile (11/20/21)

**Did not make a 3-pointer:** 0-24 at Florida State (11/20/11)

**Shot less than 10% on 3-pointers:** 6.7% (1-15) at Louisiana (2/13/17)

**Shot 90% from the free throw line:** 100% (7-7) at Georgia Southern (1/2/21)

**Shot less than 50% from the free throw line:** 42.1% (8-19) vs. Georgia State (1/17/19)

**Had six players score in double figures:** 6 vs. Flagler (Fla.) (12/16/20); Lucure-22, Flowers-18, Pettway-14, Curry-14, West-13, Iorio-13

**Had zero players score in double figures:** at Little Rock (2/6/16)

**Had two 20-point scorers:** Jay Jay Chandler (21) and Charles Manning Jr. (21) vs. San Diego (11/25/21)

**Two players had a double-double:** Trhae Mitchell (18p-11r) and Herb McGee (12p-10r) at Appalachian State (3/9/19)

### Team - Defense

**Held a team to 39 or fewer:** 99-34 vs. Trinity Baptist (1/9/18)

**Had an opponent score 100 or more:** 101-58 at Auburn (11/6/18)

**Had an opponent shoot 70% or better in a half:** 70.8% (17-24) at Georgia State (2/15/19)

**Held an opponent to less than 30% from the field:** 25.8% (16-62) vs. Spring Hill (11/9/21)

**Held an opponent to less than 20% from the field in a half:** 16.1% (5-31) vs. Mobile (12/28/19)

**Held an opponent to less than 10% 3-point FG's:** 0.0% (0-15) vs. Spring Hill (11/9/21)

### Team - Miscellaneous

**Won a game by 25 points or more:** 30 (85-55) vs. Southern Miss (12/1/21)

**Lost a game by 25 points or more:** 29 (62-91) at Little Rock (1/12/19)

**Won a game when trailing by 10 or more:** 15, 32-17 (1:43, 1st) vs. Texas A&M-Commerce (11/29/21)

**Won a game when trailing by 10 or more in 2nd half:** 10, 48-38 (12:35, 2nd) vs. Texas A&M-Commerce (11/29/21)

**Lost a game when leading by 10 or more:** 16, 19-3 (12:44, 1st) at Coastal Carolina (1/8/21)

**Lost a game when leading by 10 or more in 2nd half:** 11, 56-45 (8:47) vs. La Salle (11/27/19)

**Played an overtime game:** L 90-93 2OT at Alabama A&M (12/19/20)

**Played in a multiple-overtime game:** L 90-93 2OT at Alabama A&M (12/19/20)

**Won an overtime game:** 84-77 2OT vs. Coastal Carolina (1/5/19)

**Lost an overtime game:** 90-93 at Alabama A&M (12/19/20)

## HISTORY VS. RANKED OPPONENTS

Date	Opponent	W/L	Score
2/28/70	at #15 Houston	L	90-128
1/25/71	at #6 Jacksonville	L	76-91
2/4/71	#6 Jacksonville	L	83-102
1/19/72	at #11 Florida State	L	72-105
2/7/72	#12 Florida State	L	81-104
12/19/72	at #10 Missouri	L	66-94
2/8/73	#16 Jacksonville	L	63-77
2/21/73	#20 at Jacksonville	L	56-101
12/13/75	at #16 UNLV	L	82-122
2/2/78	at #15 Florida State	W	58-56
3/10/79	vs. #18 Louisville (NCAA)	L	66-69
12/1/79	at #10 Louisville	L	73-75
12/16/80	at #7 Ohio State	W	76-67
1/13/82	#17 Louisville	L	68-76
12/15/82	at #13 Louisville	L	77-94
1/11/85	#10 Kansas	L (ot)	81-90
1/24/85	#19 Virginia Commonwealth	L	70-71
2/2/85	at #20 UAB	L (ot)	73-81
12/9/85	at #7 Kansas	L	48-72
1/13/86	at #14 UAB	L	64-77
2/24/86	at #16 Louisville	L	55-66
1/4/88	at #20 Louisville	L	69-80
3/17/89	vs. #20 Alabama (NCAA)	W	86-84
3/19/89	vs. #10 Michigan (NCAA)	L	82-91
11/29/89	#11 Arkansas	L	90-105
12/8/89	at #14 Indiana	L	67-96
12/11/90	at #2 Arkansas	L	91-101
3/15/91	vs. #10 Utah (NCAA)	L	72-82
12/30/91	#16 Arkansas	L	82-101
2/22/92	#19 Cincinnati	L	78-104
1/2/93	at #21 Cincinnati	L	49-87
2/27/93	#19 New Orleans	L	62-71
3/13/97	vs. #15 Arizona (NCAA)	L	57-65
3/12/98	vs. #22 Illinois (NCAA)	L	51-64
12/30/99	at #6 Florida	L	61-82
12/30/02	#8/10 Mississippi State	L	74-85
12/2/04	at #15/21 Mississippi State	L	52-66
12/17/05	#25 Houston	W	66-62
3/16/06	vs. #11 Florida (NCAA)	L	50-76
11/23/08	at #3/3 Louisville	L	54-81
12/22/09	at #18/18 Florida	W	67-66
11/20/11	at #25/24 Florida State	L	39-80
11/9/12	at #25/24 Florida State	W	76-71
12/14/13	vs. #20/16 Gonzaga (Seattle)	L	59-68
11/28/14	at #17/20 Miami (Fla.)	L	75-87
11/6/18	at #11/12 Auburn	L	58-101
11/12/19	#22 Auburn	L	69-70
11/16/21	at #14 Alabama	L	68-73

Record: 6-42

## THE POLLS

### Associated Press Poll – through Dec. 27, 2021

Rank	Team	Record	Pts	Prev
1	Baylor	11-0	1,525	1
2	Duke	11-1	1,448	2
3	Purdue	11-1	1,371	3
4	Gonzaga	10-2	1,335	4
5	UCLA	8-1	1,296	5
6	Kansas	9-1	1,223	7
7	USC	12-0	994	8
8	Iowa State	12-0	985	9
9	Arizona	11-1	973	6
10	Michigan State	10-2	901	11
11	Auburn	11-1	826	12
12	Houston	11-3	801	13
13	Ohio State	8-2	787	14
14	Tennessee	9-2	729	19
15	Seton Hall	9-1	716	15
16	LSU	12-0	609	17
17	Texas	9-2	567	16
18	Kentucky	9-2	459	20
19	<b>Alabama</b>	<b>9-3</b>	<b>426</b>	<b>10</b>
20	Colorado State	10-0	366	21
21	Providence	11-1	315	22
22	Villanova	11-2	312	23
23	Xavier	11-2	237	18
24	Wisconsin	9-2	207	24
25	Texas Tech	9-2	121	25

#### OTHERS RECEIVING VOTES

Illinois 72, Oklahoma 62, West Virginia 52, Loyola Chicago 39, Connecticut 34, Michigan 7, Colorado 5, San Francisco 4, Wake Forest 4, Davidson 2, Iowa 2, Memphis 1, Creighton 1, Minnesota 1

2021-22 opponents in bold italics

### ESPN/USA Today Coaches Poll – through Dec. 27, 2021

Rank	Team	Record	Pts	Prev
1	Baylor	11-0	800	1
2	Duke	11-1	760	2
3	Purdue	11-1	712	3
4	Gonzaga	10-2	690	4
5	UCLA	8-1	666	5
6	Kansas	9-1	647	7
7	Arizona	11-1	561	4
8	Iowa State	12-0	514	8
9	USC	12-0	506	9
10	Michigan State	10-2	476	10
11	Auburn	11-1	453	12
12	Ohio State	8-2	410	13
13	Seton Hall	9-1	378	15
14	Houston	11-3	338	14
15	Tennessee	9-2	334	19
16	LSU	12-0	295	16
17	Kentucky	9-2	279	18
18	Texas	9-2	254	16
19	<b>Alabama</b>	<b>9-3</b>	<b>220</b>	<b>11</b>
20	Colorado State	10-0	199	21
21	Providence	11-1	181	23
22	Villanova	11-2	175	22
24	Wisconsin	9-2	135	24
23	Xavier	11-2	127	19
25	Texas Tech	9-2	78	25

#### OTHERS RECEIVING VOTES

West Virginia (36) 11-1; Arkansas (36) 10-2; Illinois (26) 9-3; Connecticut (25) 10-3; Oklahoma (20) 10-2; Loyola Chicago (19) 9-2; Wake Forest (16) 11-1; Minnesota (11) 10-1; Michigan (9) 7-4; San Francisco (8) 12-1; Saint Mary's (3) 11-3; Florida (2) 9-3; Indiana (1) 10-2;

2021-22 opponents in bold italics

## SUN BELT INFO

### 2021-22 SBC Players of the Week

Week 1 (11/16): Corey Allen, Georgia State  
 Week 2 (11/23): Caleb Asberry, Texas State  
 Week 3 (11/30): Charles Manning Jr., South Alabama  
 Week 4 (12/7): Rudi Williams, Coastal Carolina  
 Week 5 (12/14): Jordan Brown, Louisiana  
 Week 6 (12/21): Norchad Omier, Arkansas State  
 Week 7  
 Week 8  
 Week 9  
 Week 10  
 Week 11  
 Week 12  
 Week 13

### All-Sun Belt Preseason

**Player of the Year:** Norchad Omier, Arkansas State

#### FIRST TEAM

Justin Forrest, Appalachian State  
 Norchad Omier, Arkansas State  
 Corey Allen, Georgia State  
 Theo Akwuba, Louisiana  
 Mason Harrell, Texas State

#### SECOND TEAM

Marquis Eaton, Arkansas State  
 Eliel Nsoseme, Georgia State  
 Kane Williams, Georgia State  
 David Azore, UTA  
 Caleb Asberry, Texas State

#### THIRD TEAM

Nikola Maric, Little Rock  
 Essam Mostafa, Coastal Carolina  
 Jordan Brown, Louisiana  
 Isiah Small, Texas State  
 Nick Stampley, Troy

### 2021-22 Preseason SBC Poll

(As selected by head coaches)

#### West

Louisiana 125 (2)  
 Texas State 110  
 Arkansas State 89  
 Little Rock 46  
 UTA 40  
 ULM 25

#### East

Georgia State 139 (8)  
 Appalachian State 109 (2)  
**South Alabama 105**  
 Coastal Carolina 69  
 Troy 40  
 Georgia Southern 39

## 2021-22 USA Milestone Games

#### 20-plus points

21- Jay Jay Chandler vs. Spring Hill (11/9)  
 23- Charles Manning Jr. vs. Alabama (11/16)  
 22- Jay Jay Chandler vs. William Carey (11/22)  
 21- Jay Jay Chandler vs. San Diego (11/25)  
 21- Charles Manning Jr. vs. San Diego (11/25)  
 25- Charles Manning Jr. vs. Hawaii (11/26)  
 20- Charles Manning Jr. vs. Texas A&M-Commerce (11/29)  
 22- Javon Franklin vs. Southern Miss (12/1)  
 22- Charles Manning Jr. vs. Jacksonville State (12/4)  
 23- Jay Jay Chandler at Tarleton (12/17)  
 22- Jay Jay Chandler vs. SIUE (12/21)

#### 10-plus rebounds

12- Javon Franklin vs. Wichita State (11/13)  
 11- Javon Franklin vs. Alabama (11/13)  
 16- Marshall Kearing vs. Mobile (11/20)  
 10- Marshall Kearing vs. William Carey (11/22)

#### 10-plus assists

--

#### 5-plus blocks

5- Charles Manning Jr. vs. Texas A&M-Commerce (11/29)  
 6- Charles Manning Jr. vs. Tarleton (12/14)

#### 5-plus steals

5- Jay Jay Chandler vs. San Diego (11/25)

#### Double-doubles

Javon Franklin, 18 pts and 12 rebs vs. Wichita State (11/13)  
 Javon Franklin, 11 pts and 11 rebs vs. Alabama (11/16)  
 Marshall Kearing, 14 pts and 16 rebs vs. Mobile (11/20)  
 Marshall Kearing, 11 pts and 10 rebs vs. William Carey (11/22)

# SINGLE GAME RECORDS

## INDIVIDUAL

### POINTS

1. Eugene Oliver	46	at USM	2/14/74
2. Junie Lewis	41	at VCU	1/30/88
3. Roger Webb	41	at Fla. Tech	12/8/69
4. Roger Webb	40	Abilene Christian	1/11/71
5. Demetric Bennett	39	Miss. State	12/15/07
Michael Gerren	39	at Jacksonville	2/7/83
John Bennett	39	USF	2/1/79

### FIELD GOALS

1. Eugene Oliver	19	at USM	2/14/74
Roger Webb	19	Abilene Christian	1/11/71
3. John Bennett	17	USF	2/1/79
4. Terry Catledge	16	Charlotte	1/20/85
Terry Catledge	16	Beth.-Cookman	11/24/84

### FIELD GOALS ATTEMPTED

1. Michael Gerren	30	at USF	2/10/83
2. Michael Flowers	29	Georgia Southern	1/22/21
Eugene Oliver	29	at USM	2/14/74
4. Terrance Brodnick	27	at Jacksonville	2/11/88
Junie Lewis	27	USM	1/19/88
Terry Catledge	27	Charlotte	1/20/85
Albert Gardner	27	at UNLV	12/13/75
Eugene Oliver	27	at USF	2/5/73
Kent Carson	27	at Houston	2/28/70

### FIELD GOAL PERCENTAGE (Min. 8 made)

1. Samuel Hines	12-12	vs. Auburn	12/21/91
2. Brandon Davis	11-11	at ULM	1/8/09
<b>3. Javon Franklin</b>	<b>10-10</b>	<b>vs. USM</b>	<b>12/1/21</b>
3. Rory White	9-9	Jacksonville	2/8/81
4. Darrian Evans	8-8	vs. WKU	2/28/98
Darrian Evans	8-8	La.-Lafayette	2/10/98
Rico Alderson	8-8	Jacksonville	2/15/97
Thomas Ledford	8-8	at Hardin-Simmons	2/17/77
Rick Sinclair	8-8	Rice	12/29/75

### 3-POINTERS MADE

1. Freddie Goldstein	9	at ULM	2/11/12
Freddie Goldstein	9	at Troy	1/14/12
3. Kory Holden	8	at USM	11/28/18
Dominic Tilford	8	at Troy	2/10/08
Chris Young	8	Marist	12/22/02
Derek Turner	8	WKU	2/5/92
Derek Turner	8	USM	1/8/90
Jeff Hodge	8	UCF	1/24/87

### 3-POINTERS ATTEMPTED

1. Michael Flowers	17	Georgia Southern	1/22/21
Dean Marshman	17	vs. NW State	12/9/94
Michael Gerren	17	at USF	2/10/83
4. Freddie Goldstein	16	at Troy	1/14/12
Brian McGovern	16	La. Tech	1/21/96
6. Michael Flowers	15	Georgia State	2/26/21
Chris Young	15	William Carey	2/25/03
Chris Young	15	at Georgia	12/18/02

### 3-POINT PERCENTAGE (Min. 6 made)

1. Demetric Bennett	6-6	Miss. State	12/15/07
2. Gary Redus	7-8	at Troy	1/27/11
3. Barrington Stevens	6-7	Southern Miss	12/14/15
Demetric Bennett	6-7	at FIU	3/1/08
5. Kory Holden	8-10	at USM	11/28/18
Jeff Hodge	8-10	UCF	1/24/87

### FREE THROWS MADE

1. Roger Webb	21	at Fla. Tech	2/8/69
2. Rusty Yoder	16	at Lamar	1/11/97
Kent Carson	16	at Arizona	12/20/71
4. Brandon Davis	15	UNO	3/9/08
Terry Catledge	15	Jacksonville	1/31/84
Ed Rains	15	vs. UTEP	12/5/80

### FREE THROWS ATTEMPTED

1. Roger Webb	21	at Fla. Tech	2/8/69
2. Brandon Davis	20	UNO	3/9/08
3. Demetric Williams	19	at Beth.-Cookman	2/20/02
Terry Catledge	19	Alabama State	12/27/83
Kent Carson	19	at Arizona	12/20/71

## FREE THROW PERCENTAGE (Min. 10 made)

1. Roger Webb	21-21	at Fla. Tech	2/8/69
2. Rusty Yoder	16-16	at Lamar	1/11/97
3. Augustine Rubit	12-12	at Ark. State	1/31/13
Charlie Burke	12-12	at La. Tech	1/29/94
Marcus Cohen	12-12	at WKU	1/24/93
Herb Andrew	12-12	vs. UTEP	12/5/80
Garry Reese	12-12	at Hardin-Simmons	2/17/77

### REBOUNDS

1. Leon Williams	28	vs. UTA	12/30/72
2. Terry Catledge	26	Charlotte	1/20/85
3. Steve Schmitt	24	at Memphis	2/5/72
Wally Prescott	24	Roanoke	1/12/70
5. Rick Sinclair	23	St. Bernard	12/7/74

### ASSISTS

1. Herb Andrew	19	MVSU	1/2/81
2. Cedric Yelding	17	La.-Lafayette	1/26/92
3. Anthony Foster	16	at UALR	1/30/95
4. Daon Merritt	13	at Troy	2/10/08
Lonnie Legette	13	at UNO	1/26/78
Kevin Courtney	13	NW State	1/24/77
Ray Edwards	13	Samford	1/13/75

### STEALS

1. Ed Rains	9	Oregon Tech	12/15/79
2. Ericson Beck	8	West Fla.	12/12/00
3. Demetric Bennett	7	Texas Coll.	12/19/06
Demetric Williams	7	North Georgia	12/4/02
Cedric Yelding	7	Baylor	12/21/92
Cedric Yelding	7	WKU	2/5/92
Kenny Gibson	7	at ODU	1/26/85
Michael Gerren	7	vs. USF	3/4/83
Jimmy Tate	7	Oglethorpe	11/26/76

### BLOCKED SHOTS

1. Thae Mitchell	9	Pikeville	11/6/19
Frank Wilson	9	UAB	12/20/94
Kelly Blaine	9	Alabama State	12/27/84
4. Thae Mitchell	8	Arkansas State	3/12/19
Javier Carter	8	WKU	2/18/12
Kelvin Kato	8	at West Virginia	12/9/93

### TEAM

#### POINTS

1. Prairie View A&M	156	12/2/94
2. Prairie View A&M	131	2/27/91
3. at Florida Tech	129	2/8/69
4. William Carey	123	2/25/03
Alabama-Huntsville	123	11/29/74
at Southern Miss	123	2/14/74

### POINTS ALLOWED (high)

1. at Southern Utah	140	12/10/94
2. at Houston	128	2/28/70
3. at UNLV	122	12/13/75
4. vs. Auburn	120	11/27/87
at Jacksonville	120	1/17/72

### POINTS ALLOWED (Low)

1. vs. New Orleans	22	2/26/78
2. Jacksonville	31	1/29/98
3. New Orleans	32	1/18/99
4. Denver	33	1/27/08
5. Trinity Baptist	34	1/9/18

### FIELD GOALS MADE

1. Prairie View A&M	62	12/2/94
2. Prairie View A&M	55	2/27/91
3. Samford	54	1/13/75
4. Macalester	53	1/4/75
5. at Southern Miss	52	2/14/74

### FIELD GOAL ATTEMPTS

1. Prairie View A&M	120	12/2/94
2. at Florida Tech	113	2/8/69
3. St. Bernard	112	1/5/74
4. vs. Mississippi Coll.	108	12/28/69
5. Prairie View A&M	107	2/27/91

## FIELD GOAL PERCENTAGE

1. Roosevelt	.717 (43-60)	1/2/84
2. at Appalachian State	.698 (30-43)	2/20/20
3. vs. Brooklyn	.685 (37-54)	12/26/85
4. vs. Troy	.684 (26-38)	2/29/20
5. Florida International	.680 (51-75)	12/7/82

### 3-POINTERS MADE

1. at Rice	17	12/7/13
2. Georgia State	15	2/26/21
West Florida	15	11/22/06
North Texas	15	2/25/06
Troy	15	1/7/06
Ark.-Monticello	15	12/12/04

### 3-POINTERS ATTEMPTED

1. at Jacksonville	43	1/16/95
2. Southern	39	12/17/94
3. Jacksonville	38	2/12/95
vs. NW State	38	12/9/94
5. Georgia State	37	2/26/21
at Arkansas State	37	2/4/16
at Rice	37	12/7/13
Alabama State	37	11/30/03

### 3-POINT PERCENTAGE (Min. 10 made)

1. at Louisiana Tech	.714 (10-14)	1/24/98
2. Troy	.706 (12-17)	2/2/19
3. Southern Miss	.667 (10-15)	1/8/90
4. at UL Monroe	.636 (14-22)	2/11/12
5. at Baylor	.625 (10-16)	1/4/92

### FREE THROWS MADE

1. Western Kentucky	39	2/24/96
Alabama State	39	1/11/89
Spring Hill	39	1/22/69
4. New Orleans	37	3/9/08
5. at Hardin-Simmons	36	1/10/72

### FREE THROWS ATTEMPTED

1. at Bethune-Cookman	56	2/20/02
2. Alabama State	51	1/11/89
3. at Jacksonville	50	2/20/93
Western Kentucky	50	2/24/96
Georgia Southern	50	12/11/78

### FREE THROW PERCENTAGE (Min. 12 made)

1. at UL Lafayette	1.000 (12-12)	2/24/97
2. vs. UTEP	.971 (33-34)	12/5/80
3. at South Florida	.957 (22-23)	2/13/88
4. at VCU	.952 (20-21)	1/6/81
5. at Jacksonville	.947 (18-19)	2/21/73

### REBOUNDS

1. St. Bernard	84	12/7/74
2. Spring Hill	73	1/13/73
3. Troy	72	12/14/93
4. Macalester	71	1/4/75
5. Southern Miss	70	1/2/74

### ASSISTS

1. Austin Peay	43	12/27/78
2. FIU	40	12/7/82
3. MVSU	36	1/2/81
4. Roosevelt	35	12/20/82
Baptist	35	12/16/74

### STEALS

1. Rice	22	12/29/75
2. Texas College	20	12/19/06
3. Prairie View A&M	18	12/2/94
Western Kentucky	18	2/5/92
Missouri Baptist	18	1/3/80
Rider	18	12/27/79

### BLOCKED SHOTS

1. Austin Peay	15	12/27/78
2. Troy	14	12/14/93
3. Pikeville	12	11/6/19
UL Lafayette	12	1/17/14
Louisiana Tech	12	2/19/94
Alabama State	12	12/27/84





Official Basketball Box Score - Final  
Spring Hill at South Alabama  
11/09/21 Mitchell Center, Mobile  
2021-22 Men's Basketball

Game Time: 7:00 PM  
Game Duration: 1:50  
Attendance: 2,007

Officials: Mick Fieldbender, Jason Deering, Norri Kidwell

Spring Hill - 41

Record: 0-0

NO.	Name	Min	FG	3P	FT	Rebounds	Fouls	TP	AS	TO	ST	Blocks	+
			M-A	M-A	M-A	OR DR TOT	PF FD					BS BA	
13	David Daniels	F 30:17	1-9	0-0	2-6	3 4 7	2 5 4	0	3	1	2	1	-41
24	Beril Kabamba	F 26:49	1-10	0-2	0-0	2 6 8	2 0 2	0	2	0	0	3	-43
10	Tana Kopa	G 18:41	0-5	0-3	0-0	0 0 3	2 1 2	0	0	0	0	0	-18
20	Jaden Gray	G 23:55	3-8	0-1	2-2	3 1 4	1 2 8	0	3	1	0	0	-36
35	Sam Davidson	G 17:56	1-8	0-3	0-0	1 1 2	3 0 2	0	4	0	0	1	-33
12	Timothy Reilly	G 05:19	0-0	0-0	0-0	0 0 0	1 0 0	0	0	0	0	0	-12
5	Ashton Hawkins	18:18	1-6	0-2	0-0	0 2 2	3 2 2	0	2	0	0	1	-27
1	Steven Lyles	18:41	3-5	0-1	1-2	0 3 3	4 1 7	0	0	0	0	1	-23
22	John Abate	25:54	3-6	0-2	1-3	1 4 5	2 3 7	2	4	0	0	0	-40
45	Dennis Bobchuk	07:31	2-4	0-1	3-4	1 0 1	1 2 7	0	0	0	0	1	-21
14	Georgios Kostikas	04:16	1-1	0-0	0-0	0 0 0	0 0 2	0	1	0	0	0	-7
21	Eli Lenihan	02:23	0-0	0-0	0-0	0 0 0	0 1 0	0	1	0	0	0	-4
Team						2 1 3	0	1					
Totals			16-62	0-15	9-17	13 25 38	21 17 41	2	21	2	2	8	-61

Technical Fouls: Daniels 2<sup>nd</sup> 13:17

South Alabama - 102

Record: 1-0

NO.	Name	Min	FG	3P	FT	Rebounds	Fouls	TP	AS	TO	ST	Blocks	+
			M-A	M-A	M-A	OR DR TOT	PF FD					BS BA	
4	Kayo Goncalves	F 19:49	4-8	3-7	3-3	1 3 4	3 2 14	1	0	1	0	1	35
13	Javon Franklin	F 20:09	6-8	0-0	0-0	3 6 9	0 0 12	0	1	0	0	0	27
0	Tyrell Jones	G 21:05	2-4	1-1	1-2	1 2 3	0 3 6	4	2	1	0	0	32
21	Charles Manning, Jr.	G 19:37	4-11	1-5	0-0	0 2 2	1 1 9	2	1	1	2	1	29
22	Jay Jay Chandler	G 20:58	6-13	1-4	8-13	1 6 7	3 8 21	3	1	3	1	1	39
10	Dante Smith	19:47	5-12	3-8	3-3	1 6 7	4 2 16	1	2	3	2	0	45
25	Jamal West	22:54	1-4	0-0	3-6	5 3 8	3 3 5	0	0	0	1	1	31
12	Alex Anderson	26:54	5-8	0-0	1-2	2 5 7	1 2 11	2	1	1	1	0	41
20	Marshall Kearing	12:11	2-4	0-0	0-0	3 2 5	2 0 4	0	0	0	0	1	16
24	Tyler Shirley	11:30	2-4	0-0	0-2	0 1 3	0 0 4	2	1	0	0	0	10
14	Adam Sizemore	05:06	0-2	0-2	0-0	0 1 1	0 0 0	0	0	0	0	0	0
Team						2 0 2	0	0					
Totals			37-78	9-29	19-29	21 37 58	17 21 102	5	9	11	8	2	61

Technical Fouls: NONE

	SHC	USA
Biggest lead	0 (1 <sup>st</sup> 20:00)	63 (2 <sup>nd</sup> 4:17)
Best Scoring Run	4 (2 <sup>nd</sup> 19:00)	11 (1 <sup>st</sup> 13:05)
Lead Changes	0	
Times Tied	1	
Time with Lead	00:00	38:21

Points from Turnovers	SHC	USA
1st	22	50
2nd	5	25
Fast Breaks	9	23
Bench	25	40

Period by Period Scoring	SHC	USA
1st	17	24
2nd	41	
3rd	52	50
4th	102	



Official Basketball Box Score - Final  
South Alabama at Alabama  
11/16/21 Coleman Coliseum, Tuscaloosa  
2021-22 Men's Basketball

Game Time: 6:30 PM  
Game Duration: 2:07  
Attendance: 9,038

Officials: Bart Lenox, K.B. Burdett Jr., Owen Short

South Alabama - 68

Record: 1-2

NO.	Name	Min	FG	3P	FT	Rebounds	Fouls	TP	AS	TO	ST	Blocks	+
			M-A	M-A	M-A	OR DR TOT	PF FD					BS BA	
4	Kayo Goncalves	F 38:48	4-14	4-14	0-0	0 7 7	3 5 12	0	0	3	1	0	-1
10	Dante Smith	F 32:02	2-7	1-3	2-2	1 2 3	5 1 7	2	5	2	0	3	-6
13	Javon Franklin	F 37:37	5-11	0-0	1-2	5 6 11	4 3 11	2	4	4	0	2	-4
21	Charles Manning, Jr.	G 38:10	7-18	2-7	7-8	1 5 6	2 3 23	4	7	1	1	1	1
22	Jay Jay Chandler	G 18:48	3-7	0-1	0-0	1 3 4	5 1 6	0	4	0	0	1	-4
12	Alex Anderson	30:27	4-7	0-0	1-4	3 2 5	2 3 9	0	1	0	0	2	-7
25	Jamal West	02:24	0-0	0-0	0-0	0 0 0	0 0 0	0	0	0	0	0	-4
20	Marshall Kearing	01:11	0-1	0-0	0-0	1 0 1	0 0 0	0	0	0	0	0	-1
24	Tyler Shirley	00:33	0-0	0-0	0-0	0 0 0	0 0 0	0	0	0	0	0	1
Team						1 2 3	0	0					
Totals			25-65	7-25	11-16	13 27 40	21 16 68	8	21	10	2	9	-5

Technical Fouls: Franklin 1<sup>st</sup> 6:12 Manning, Jr. 2<sup>nd</sup> 12:03

Alabama - 73

Record: 3-0

NO.	Name	Min	FG	3P	FT	Rebounds	Fouls	TP	AS	TO	ST	Blocks	+
			M-A	M-A	M-A	OR DR TOT	PF FD					BS BA	
0	Noah Gurley	F 20:56	4-10	1-6	0-0	1 3 4	2 1 9	1	1	1	1	0	4
10	Charles Bediako	C 25:52	3-5	0-0	2-3	3 2 5	2 2 8	1	1	4	3	5	9
13	Jahvon Quinerly	G 34:46	6-16	4-10	2-4	2 8 10	2 3 18	1	5	1	1	1	-4
13	Jahvon Quinerly	G 35:40	3-10	0-3	2-2	0 3 3	2 3 8	5	4	1	0	1	6
14	Keon Ellis	G 31:16	6-10	2-5	4-5	2 4 6	2 6 18	1	1	2	3	0	1
2	Darius Miles	19:37	4-7	0-2	2-4	0 2 2	2 2 10	2	2	3	1	0	10
3	JD Davison	22:15	1-3	0-1	0-1	0 2 2	2 2 2	2	2	3	1	0	0
1	Jusaan Holt	08:29	0-0	0-0	0-0	1 2 3	1 0 0	0	1	0	1	0	2
22	Keon Ambrose-Hylton	01:09	0-0	0-0	0-0	0 0 0	2 0 0	0	0	0	0	0	-3
Team						2 2 4	0	0					
Totals			27-61	7-27	12-19	11 28 39	18 19 73	13	22	12	9	2	5

Technical Fouls: Quinerly 1<sup>st</sup> 6:14 Coach 2<sup>nd</sup> 17:25

	USA	Bama
Biggest lead	6 (1 <sup>st</sup> 1:36)	8 (1 <sup>st</sup> 16:16)
Best Scoring Run	8 (1 <sup>st</sup> 13:10)	10 (2 <sup>nd</sup> 8:14)
Lead Changes	6	
Times Tied	8	
Time with Lead	15:44	19:28

Points from Turnovers	USA	Bama
1st	18	20
2nd	34	36
Fast Breaks	4	5
Bench	9	12

Period by Period Scoring	USA	Bama
1st	34	34
2nd	68	
3rd	31	42
4th	73	



Official Basketball Box Score - Final  
South Alabama at Wichita St.  
11/13/21 Charles Koch Arena, Wichita  
2021-22 Men's Basketball

Game Time: 3:02 PM  
Game Duration: 1:56  
Attendance: 8,507

Officials: Joe Lindsey, Olanle Pole, Keith Patterson

South Alabama - 58

Record: 1-1

NO.	Name	Min	FG	3P	FT	Rebounds	Fouls	TP	AS	TO	ST	Blocks	+
			M-A	M-A	M-A	OR DR TOT	PF FD					BS BA	
4	Kayo Goncalves	F 34:41	3-5	2-4	0-0	0 1 1	3 2 8	1	0	0	0	0	-4
10	Dante Smith	F 28:30	1-5	0-3	0-2	0 5 5	1 1 2	1	1	1	2	1	-8
13	Javon Franklin	F 37:54	8-11	0-1	2-5	1 11 12	1 4 18	2	1	1	2	0	-3
0	Tyrell Jones	G 15:13	1-3	0-1	2-2	0 5 5	1 1 4	2	1	0	0	0	2
22	Jay Jay Chandler	G 31:10	3-12	0-2	2-2	0 2 2	1 1 8	1	1	3	0	0	-2
21	Charles Manning, Jr.	30:44	6-16	1-5	0-0	1 3 4	4 2 13	1	7	1	0	1	-9
25	Jamal West	02:06	0-0	0-0	0-0	0 0 0	0 0 0	0	1	0	0	0	0
12	Alex Anderson	19:42	2-2	0-0	1-1	1 1 2	4 1 5	0	0	0	2	0	-6
Team						2 1 3	0	1					
Totals			24-54	3-16	7-12	5 29 34	15 12 58	9	14	3	6	5	-6

Technical Fouls: NONE

Wichita St. - 64

Record: 2-0

NO.	Name	Min	FG	3P	FT	Rebounds	Fouls	TP	AS	TO	ST	Blocks	+
			M-A	M-A	M-A	OR DR TOT	PF FD					BS BA	
24	Morris Udeze	F 24:53	2-7	0-1	1-2	2 10 12	3 2 5	0	4	0	0	1	7
32	Joe Pleasant	F 18:16	1-3	1-2	0-0	0 3 3	0 0 3	0	1	0	0	0	2
0	Dexter Dennis	G 26:12	2-9	1-6	2-2	2 6 8	1 2 7	1	0	3	3	1	7
3	Craig Porter Jr.	G 13:03	1-1	0-0	0-0	0 0 0	0 0 0	2	2	1	2	0	1
4	Ricky Porter IV	G 30:06	7-11	3-4	2-3	2 6 8	2 4 19	3	1	1	0	1	10
1	Tyson Etienne	32:22	1-10	0-5	2-2	1 0 1	3 2 4	3	2	0	0	0	-3
22	Qua Grant	27:56	4-8	2-4	3-5	1 2 3	2 3 13	2	1	1	0	1	8
5	Clarence "Monzy" Jackson	13:19	2-3	1-1	0-0	2 1 3	0 1 5	1	0	0	0	1	0
11	Kenny Ponto	13:53	2-7	0-3	2-2	0 0 0	1 1 6	1	1	0	0	1	-2
Team						1 0 1	0	0					
Totals			22-59	8-26	12-16	11 28 39	12 15 64	13	12	6	5	6	8

Technical Fouls: NONE

	USA	WICH
Biggest lead	6 (2 <sup>nd</sup> 16:41)	7 (1 <sup>st</sup> 12:10)
Best Scoring Run	8 (2 <sup>nd</sup> 16:41)	7 (2 <sup>nd</sup> 2:11)
Lead Changes	10	
Times Tied	5	
Time with Lead	09:00	24:25

Points from Turnovers	USA	WICH
1st	13	12
2nd	38	28
Fast Breaks	9	15
Bench	18	28

Period by Period Scoring	USA	WICH
1st	32	26
2nd	32	64



Official Basketball Box Score - Final  
Mobile at South Alabama  
11/20/21 Mitchell Center, Mobile  
2021-22 Men's Basketball

Game Time: 3:00 PM  
Game Duration: 1:50  
Attendance: 1,549

Officials: Doug Shows, Errol Lewis, Hunter Allen

Mobile - 45

Record: 4-4

NO.	Name	Min	FG		3P		FT		Reb		Fouls		TP	AS	TO	ST	Blocks		+/-	Shooting By Period		
			M	A	M	A	M	A	O	D	O	R					P	F		B	BA	1st FG
3	Joshua Williams	G 31:20	2-6	1-2	3-6	2-4	2-6	2-4	2	8	0	6	0	0	0	0	0	-22	1st FG	8-23	34.8%	
1	Logan Foutz	G 18:46	1-5	0-3	0-0	0	1	1	2	1	2	0	0	0	0	0	-20	3PT%	3-12	25.0%		
3	Casey McKenna	G 34:55	6-13	4-9	0-0	0	5	5	0	2	16	3	3	0	1	1	-27	2nd FG	9-22	40.9%		
14	Tadeas Manas	G 14:17	1-1	0-0	0-0	0	2	2	0	0	2	1	0	0	0	0	-11	3PT%	3-8	37.5%		
2	Gary Jefferson	G 24:10	2-5	0-1	0-0	1	3	4	2	2	2	4	0	0	0	0	-21	1st FG	4-11	36.4%		
10	Max Keenbaugh	G 18:18	3-6	0-0	0-0	0	0	0	4	7	3	0	0	0	3	3	-10	GMFG%	17-45	37.8%		
15	LaDarius Knight	G 22:15	1-4	0-0	1-2	2	3	3	0	0	0	1	1	0	0	0	-10	2nd FG	6-20	30.0%		
12	PJ Myrie	G 07:49	0-1	0-0	0-1	0	2	2	3	2	0	0	2	0	0	0	-12	FT%	5-13	38.5%		
10	Trent Moyer	G 17:32	1-3	0-1	0-0	0	2	2	2	1	2	0	0	0	1	0	-17	Dead Ball Rebounds: 3, 0				
5	Keon Walker	G 02:59	0-0	0-0	1-2	0	0	0	0	1	1	0	0	0	0	0	-2					
30	Jared Harbin	G 02:39	0-1	0-0	0-0	1	0	1	0	0	0	0	0	0	0	0	-2					





Official Basketball Box Score - Final  
**William Carey at South Alabama**  
11/20/21 Mitchell Center, Mobile  
2021-22 Men's Basketball

Game Time: 7:00 PM  
Game Duration: 1:48  
Attendance: 1,388

Officials: Sean Casady, Raymond Tate III, Michael Sawdosh

**William Carey - 53**

Record: 3-2

NO. Name	Min	FG M-A	3P M-A	FT M-A	Rebounds OR DR TOT	Fouls PF FD	TP	AS	TO	ST	Blocks BS BA	+/-
3 Derrick Herrick	G 12:50	0-1	0-0	0 1 1	0 0 0	0 0 1	1	1	0	0	-12	
13 Zarkelious Martin	G 17:43	3-10	0-0	0 1 1	2 0 0	6 2 2	2	0	0	0	-23	
14 Emile Kazenza	G 30:23	3-9	3-7	0 0 1	3 4 0	0 9 1	1	1	0	0	-27	
22 Arturo Bingham	G 27:31	7-12	2-3	0 0 3	2 5 0	3 1 16	0	4	2	0	-27	
35 Jvan Thigpen	G 22:24	2-5	0-1	0 1 0	2 2 2	1 1 4	1	2	1	1	-24	
11 John Rawls	12:21	0-1	0-0	0 0 1	2 3 1	1 0 0	1	0	0	0	-16	
1 William Gaines Jr.	26:19	3-6	0-1	0 0 2	4 3 3	6 1 1	0	0	0	1	-21	
5 Sayveon Bumpers	20:01	2-11	1-6	3 3 0	3 3 4	1 8 2	3	0	0	0	-11	
12 Josiah Moore	10:39	0-1	0-0	0 0 0	0 0 0	2 0 0	0	1	0	0	-15	
30 Willie Moody	03:45	0-2	0-0	0 0 0	0 0 0	2 0 0	0	1	0	0	-14	
20 TJ Ward	07:43	0-1	0-0	0 0 1	1 2 1	0 0 0	1	0	0	0	-10	
10 Dajon Whitworth	06:41	1-2	0-0	2 2 0	1 1 0	1 0 1	4	0	2	0	-7	
15 Chris Leonard	01:40	0-0	0-0	0 0 0	0 0 0	0 0 0	0	0	0	0	-8	
Team					4 1 5	0	0	1				
Totals		21-61	6-21	5-6	13 19 32	18 11	53	9	18	6	1 6	-43

Technical Fouls: NONE

**South Alabama - 96**

Record: 3-2

NO. Name	Min	FG	3P	FT	Rebounds	Fouls	TP	AS	TO	ST	Blocks	BS	BA
		M-A	M-A	M-A	OR DR	PF FD							++
4 Kayo Goncalves	F 28:06	2-6	2-6	0-0	1 3 4	2 1 6	6	2	1	0	0	0	25
12 Alex Anderson	F 31:52	3-6	0-0	2-5	1 2 3	3 1 3	8	1	1	2	0	0	41
13 Javon Franklin	F 20:15	1-1	0-0	4-4	3 4 1	2 6	1	1	1	3	0	0	23
21 Charles Manning, Jr.	G 23:42	6-14	2-6	4-4	0 4 4	2 2 2	18	4	2	3	0	0	17
22 Jay Jay Chandler	G 28:22	7-10	3-5	5-7	0 4 4	0 5 5	22	3	2	1	0	0	25
10 Diante Smith	30:11	6-9	3-6	0-1	0 3 3	1 1 1	15	1	3	1	0	0	27
20 Marshall Keating	19:45	5-5	0-0	1-2	5 5 10	3 2 11	1	0	1	2	0	20	
24 Tyler Shirley	08:30	0-2	0-2	1-2	2 1 3	0 0 1	1	2	1	0	0	0	15
25 Jamal West	06:03	2-3	0-0	2-2	3 2 5	1 1 1	1	0	1	0	0	0	13
14 Adam Sizemore	03:14	1-3	1-3	0-0	0 0 0	0 0 0	3	1	0	0	0	0	9
Team					1 2 3	0	0	0					
Totals		33-59	11-28	19-27	14 28 42	11 18	96	16	12	10	6	1	43

Technical Fouls: NONE

	WCU	USA
Biggest lead	0 (1 <sup>st</sup> 20:00)	43 (2 <sup>nd</sup> 0:07)
Best Scoring Run	5 (1 <sup>st</sup> 12:55)	9 (2 <sup>nd</sup> 0:07)
Lead Changes	0	
Times Tied	0	
Time with Lead	00:00	39:29

Points from	WCU	USA
Turnovers	9	24
Paint	26	38
Second Chance	9	16
Fast Breaks	2	6
Bench	18	36

Period by Period Scoring	1st	2nd	TOT
WCU	27	26	53
USA	47	49	96

Shooting By Period	1 <sup>st</sup> FG%	2 <sup>nd</sup> FG%	3 <sup>rd</sup> FG%	4 <sup>th</sup> FG%	5 <sup>th</sup> FG%	GM FG%
1 <sup>st</sup> FG%	17-30 56.7%					
3PT%	6-15 40.0%					
FT%	7-10 70%					
2 <sup>nd</sup> FG%	16-29 55.2%					
3PT%	5-13 38.5%					
FT%	12-17 70.6%					
GM FG%	33-59 55.9%					
3PT%	11-28 39.3%					
FT%	19-27 70.4%					

Dead Ball Rebounds: 1-0



Official Basketball Box Score - Final  
**Hawaii at South Alabama**  
11/26/21 Orleans Arena, Las Vegas  
Continental Tires Las Vegas Invitational Game 6

Game Time: 5:00 PM  
Game Duration: 2:01

Officials: Tim Marion, Levon Zakarian, Curtis Williams

**Hawaii - 69**

Record: 3-2

NO. Name	Min	FG M-A	3P M-A	FT M-A	Rebounds OR DR TOT	Fouls PF FD	TP	AS	TO	ST	Blocks BS BA	+/-
22 Jerome Desrosiers	F 37:13	2-8	1-5	2-2	2 4 6	0 1 7	3	2	0	0	0 -1	
44 Kamaka Hepa	F 21:08	1-4	1-2	2-3	0 1 1	3 3 5	1	2	0	0	1 0	
11 Mate Colina	C 36:56	7-9	0-0	1-2	5 5 10	0 7 15	2	3	1	0	2 1	
0 Junior Madut	G 37:11	7-13	4-8	0-1	0 3 3	4 3 18	3	3	0	0	1 1	
3 Jovon McClanahan	G 34:05	2-5	1-4	7-12	0 4 4	7 12	7	4	0	0	0 2	
10 Beon Riley	G 10:06	0-1	0-0	0 2 3	1 0 2	2 0 0	0	2	0	0	-7	
1 Amoro Lado	22:47	4-7	4-7	0-0	0 1 3	0 12	0	0	0	0	-11	
20 Zoar Nedd	00:34	0-0	0-0	0 0 0	0 0 0	0 0 0	0	0	0	0	0 0	
Team					1 5 6	0	0	2				
Totals		23-47	11-26	12-20	8 25 33	17 22	69	18	20	1 0	4 -3	

Technical Fouls: NONE

**South Alabama - 72**

Record: 5-2

NO. Name	Min	FG M-A	3P M-A	FT M-A	Rebounds OR DR TOT	Fouls PF FD	TP	AS	TO	ST	Blocks BS BA	+/-
4 Kayo Goncalves	F 28:08	2-5	1-4	0-0	0 6 6	4 1 5	0	1	1	0	0 5	
12 Alex Anderson	F 26:06	3-5	0-0	0 0 2	2 4 0	6 0 0	1	1	0	0	0 3	
13 Javon Franklin	F 19:29	4-6	0-0	0 2 3	5 3 1	8 0 0	1	1	0	0	-9	
21 Charles Manning, Jr.	G 36:53	10-18	1-3	4-5	0 7 7	3 7 25	2	4	1	0	0 2	
22 Jay Jay Chandler	G 31:31	3-10	0-3	4-5	0 2 2	4 6 10	4	1	3	0	-2	
10 Diante Smith	33:28	5-7	2-3	3-4	1 0 1	0 2 15	0	1	4	1	0 9	
42 Lance Thomas	11:57	1-4	1-2	0-0	0 0 0	2 3 0	1	0	1	0	0 6	
20 Marshall Keating	12:28	0-0	0-0	0 0 0	0 0 0	0 0 0	0	1	1	2	0 3	
Team					0 1 1	0	0	0				
Totals		28-55	5-15	11-14	3 21 24	22 17	72	6	10	12	4 0 3	

Technical Fouls: NONE

	HAW	USA
Biggest lead	9 (1 <sup>st</sup> 11:20)	7 (2 <sup>nd</sup> 10:56)
Best Scoring Run	7 (1 <sup>st</sup> 12:43)	7 (2 <sup>nd</sup> 10:56)
Lead Changes	1	
Times Tied	5	
Time with Lead	19:16	16:39

Points from	HAW	USA
Turnovers	7	10
Paint	20	44
Second Chance	11	2
Fast Breaks	5	11
Bench	12	18

Period by Period Scoring	1st	2nd	TOT
HAW	35	34	69
USA	33	39	72

Shooting By Period	1 <sup>st</sup> FG%	2 <sup>nd</sup> FG%	3 <sup>rd</sup> FG%	4 <sup>th</sup> FG%	5 <sup>th</sup> FG%	GM FG%
1 <sup>st</sup> FG%	12-23 52.2%					
3PT%	2-7 28.6%					
FT%	7-9 77.8%					
2 <sup>nd</sup> FG%	16-32 50.0%					
3PT%	3-8 37.5%					
FT%	4-5 80%					
GM FG%	28-55 50.9%					
3PT%	5-15 33.3%					
FT%	11-14 78.6%					

Dead Ball Rebounds: 2-0



Official Basketball Box Score - Final  
**South Alabama at San Diego**  
11/25/21 Orleans Arena, Las Vegas  
2021-22 Men's Basketball

Game Time: 10:30 AM  
Game Duration: 1:43  
Attendance: 1,654

Officials: Levon Zakarian, Tim Marion, Tony Thomas

**South Alabama - 68**

Record: 4-2

NO. Name	Min	FG M-A	3P M-A	FT M-A	Rebounds OR DR TOT	Fouls PF FD	TP	AS	TO	ST	Blocks BS BA	+/-
4 Kayo Goncalves	F 28:19	1-3	1-3	0-0	0 2 2	4 1 3	0	0	0	0	0 -4	
12 Alex Anderson	F 32:17	4-8	0-0	0 0 2	1 3 2	2 0 8	0	1	0	0	0 2	
13 Javon Franklin	F 14:03	0-5	0-0	0 0 2	0 2 2	1 1 0	0	0	0	0	1 -8	
21 Charles Manning, Jr.	G 34:59	10-20	1-2	0 2 2	3 4 21	5 3 0	0	0	1 5			
22 Jay Jay Chandler	G 37:02	9-22	2-5	1-1	1 5 6	3 4 21	4	4	5	0	1 8	
10 Diante Smith	35:02	1-4	1-3	2 2 5	2 1 5	2 1 0	0	0	0	0 -4		
20 Marshall Keating	08:35	1-1	0-0	0 2 0	0 2 0	2 0 0	0	0	0	0 2		
1 Lance Thomas	08:43	3-5	2-3	0-0	2 2 0	0 0 8	0	0	0	0 4		
Team					0 0 0	0	0	0				
Totals		29-68	7-16	3-5	7 19 26	15 11	68	11	9	5	0 3 1	

Technical Fouls: NONE

**San Diego - 67**

Record: 3-3

NO. Name	Min	FG M-A	3P M-A	FT M-A	Rebounds OR DR TOT	Fouls PF FD	TP	AS	TO	ST	Blocks BS BA	+/-
10 Marcus Earlington	F 20:31	3-9	1-3	0-0	1 7 8	1 0 7	2	3	0	1	0 -18	
21 Terrell Brown	C 16:31	0-4	0-0	2 2 3	4 7 1	2 2	0	1	0	1	0 -14	
0 Bryce Monroe	G 29:40	0-2	0-0	0 0 0	2 2 2	2 2 0	5	4	2	0	0 -9	
1 Jase Townsend	G 34:38	10-19	2-5	3-4	0 3 3	1 5 25	2	0	0	0 0	0 0	
2 Joey Calcaterra	G 30:54	4-9	1-3	1-1	1 2 1	1 1 10	0	3	1	0	0 -7	
15 Vladimir Pinchuk	22:54	3-5	0-0	0 0 2	10 12	2 1 6	2	0	0	0 0	12	
4 Josh Parrish	24:47	4-4	1-1	1-2	1 0 1	0 1 10	0	0	1	0	0 10	
20 T.J. Berger	10:17	3-5	1-2	0-0	0 1 1	1 1 7	0	1	0	0 0	14	
3 Wayne McKinney III	09:48	0-0	0-0	0 0 0	1 1 2	2 0 1	1	1	1	1 0	7	
Team					0 0 0	0	0	2				
Totals		27-57	6-14	7-9	8 29 37	11 15	67	12	15	5	3 0 1	

Technical Fouls: NONE

	SAU	USD
Biggest lead	6 (2 <sup>nd</sup> 2:02)	10 (1 <sup>st</sup> 2:45)
Best Scoring Run	7 (1 <sup>st</sup> 10:09)	10 (1 <sup>st</sup> 7:33)
Lead Changes	14	
Times Tied	5	
Time with Lead	15:36	21:18

Points from	SAU	USD
Turnovers	10	5
Paint	34	28
Second Chance	15	6
Fast Breaks	6	8
Bench	15	23

Period by Period Scoring	1st	2nd	TOT
SAU	31	37	68
USD	38	29	67

Shooting By Period	1 <sup>st</sup> FG%	2 <sup>nd</sup> FG%	3 <sup>rd</sup> FG%	4 <sup>th</sup> FG%	5 <sup>th</sup> FG%	GM FG%
1 <sup>st</sup> FG%	14-33 42.4%					
3PT%	3-8 37.5%					
FT%	0-2 0%					
2 <sup>nd</sup> FG%	15-35 42.9%					
3PT%	4-8 50.0%					
FT%	3-3 100%					
GM FG%	29-68 42.6%					
3PT%	7-16 43.8%					
FT%	3-5 60.0%					



Official Basketball Box Score - Final  
Southern Miss. at South Alabama  
12/01/21 Mitchell Center, Mobile  
2021-22 Men's Basketball

Game Time: 7:00 PM  
Game Duration: 1:48  
Attendance: 2,418

Officials: Todd Austin, Keith Patterson, Bill Jacobson

Southern Miss. - 55

Record: 4-4

NO.	Name	Min	FG	3P	FT	Rebounds	Fouls	TP	AS	TO	ST	Blocks	+	-
			M-A	M-A	M-A	OR DR TOT	PF	FF				BS BA		
5	DeAndre Pinckney	F 19:17	0-4	0-0	0-0	1 3 4	1 0	0	0	1	0	1	0	-18
14	Tyler Stevenson	F 29:18	8-14	0-0	2-4	2 4 6	4 2	18	0	1	1	0	2	-25
4	Rashad Bolden	G 20:44	0-3	0-1	2-2	0 0 0	2 1	2	1	2	0	0	0	-39
12	Mo Arnold	G 16:36	1-3	0-0	1-2	0 4 4	2 1	3	1	3	2	0	1	-2
55	Jaron Pierre Jr.	G 19:08	0-5	0-3	0-0	1 0 1	2 0	0	0	2	0	0	0	-30
1	Waylin Wapper	33:55	5-10	2-3	4-8	1 2 3	1 8	16	6	4	0	0	0	-24
11	Isiah Moore	21:36	6-10	0-1	0-0	2 4 6	1 0	12	1	3	0	1	1	-21
2	Denijay Harris	12:42	1-3	0-0	0-0	1 1 2	1 0	2	0	0	1	1	1	-6
22	Jeffery Armstrong	11:28	0-2	0-1	0-0	0 0 0	0 0	0	0	0	0	1	0	1
0	Tyler Morman	08:26	0-0	0-0	0-0	1 2 3	0 0	0	0	1	0	0	0	2
44	Mark Jackson	02:50	0-0	0-0	2-2	0 0 0	0 1	2	0	0	0	0	0	1
3	Blake Roberts	01:23	0-1	0-1	0-0	0 0 0	0 0	0	0	0	0	0	0	2
21	Trey Alfonso	01:23	0-0	0-0	0-0	0 0 0	0 0	0	0	0	0	0	0	2
25	Tate Ryder	01:14	0-0	0-0	0-0	0 0 0	0 0	0	0	0	0	0	0	0
Team						1 1 2								
Totals			21-55	2-12	11-18	10 21 31	14 13	55	12	16	5	4	6	-30

Technical Fouls: NONE

South Alabama - 85

Record: 7-2

NO.	Name	Min	FG	3P	FT	Rebounds	Fouls	TP	AS	TO	ST	Blocks	+	-
			M-A	M-A	M-A	OR DR TOT	PF	FF				BS BA		
4	Kayo Goncalves	F 24:55	2-6	2-4	2-2	0 4 4	1 2	8	0	0	1	1	0	32
12	Alex Anderson	F 37:29	4-7	0-0	2-4	1 5 6	2 3	10	0	2	0	0	1	28
13	Javon Franklin	F 22:12	10-10	0-0	2-5	4 5 9	0 4	22	1	0	4	1	1	37
21	Charles Manning, Jr.	G 05:22	3-4	1-2	0-0	0 0 0	2 0	7	0	0	1	0	0	6
22	Jay Jay Chandler	G 29:23	7-11	1-2	1-1	1 3 4	3 1	16	6	5	0	0	0	37
10	Dante Smith	G 30:30	4-11	3-7	0-0	1 4 5	0 1	11	5	1	2	0	2	31
20	Marshall Kearing	11:59	0-1	0-0	0-0	0 1 1	3 1	0	1	0	0	0	0	-3
1	Lance Thomas	17:50	3-5	1-3	0-0	1 1 1	2 0	7	0	2	0	0	2	-7
25	Jamal West	10:37	0-2	0-0	1-2	1 2 3	1 2	1	1	0	0	2	1	-7
24	Tyler Shirley	06:39	1-2	1-2	0-0	0 0 0	1 0	3	0	1	0	0	0	-5
14	Adam Sizemore	02:04	0-1	0-0	0-0	0 0 0	0 0	0	0	0	0	0	0	1
Team						0 1 1		0	1					
Totals			34-60	9-21	8-14	8 26 34	15 14	85	14	12	8	6	4	30

Technical Fouls: Manning, Jr. 1<sup>st</sup> 11:37 Anderson 2<sup>nd</sup> 00:00

	USM	USA
Biggest lead	0 (1 <sup>st</sup> 20:00)	39 (2 <sup>nd</sup> 12:00)
Best Scoring Run	8 (2 <sup>nd</sup> 2:38)	16 (1 <sup>st</sup> 14:15)
Lead Changes	0	
Times Tied	0	
Time with Lead	00:00	39:42

	Points from Turnovers	TSU	USA
Paint	12	27	30
Second Chance	10	14	
Fast Breaks	4	18	
Bench	32	22	

	Period by Period Scoring
1st	24
2nd	31
TOT	55

LIVESTATS



Official Basketball Box Score - Final  
Tarleton St. at South Alabama  
12/14/21 Mitchell Center, Mobile  
2021-22 Men's Basketball

Game Time: 7:00 PM  
Game Duration: 1:58  
Attendance: 1,307

Officials: KB Burdett Jr., Jose Carron, Chase Shaw

Tarleton St. - 62

Record: 3-8

NO.	Name	Min	FG	3P	FT	Rebounds	Fouls	TP	AS	TO	ST	Blocks	+	-
			M-A	M-A	M-A	OR DR TOT	PF	FF				BS BA		
2	Freddy Hicks	G 28:51	1-4	0-1	4-6	0 3 3	4 4	6	0	1	1	0	2	-2
3	Shamir Bogues	G 32:45	4-12	0-1	0-0	1 3 4	4 0	8	1	3	7	0	3	-3
4	Tahj Small	G 40:00	9-16	2-5	4-6	1 3 4	4 4	24	4	4	2	2	3	-6
11	Montre Gipson	G 33:37	7-15	1-7	0-0	1 2 3	4 1	15	2	4	0	1	1	-5
13	Shakur Daniel	G 38:25	3-6	0-1	0-0	0 5 5	3 6	6	1	1	0	0	1	-7
1	Noah McDavid	08:09	1-2	1-2	0-0	0 0 0	1 2	3	0	0	0	2	0	0
14	Javonte Hopkins	08:26	0-0	0-0	0-0	0 0 0	1 0	0	0	1	0	0	0	-1
55	Jayshawn Moore	10:55	0-0	0-0	0-0	0 0 0	2 0	0	0	0	0	0	0	-6
25	Byron Brown	00:11	0-0	0-0	0-0	0 0 0	0 0	0	0	0	0	0	0	0
24	Jahiem Holden	00:41	0-0	0-0	0-0	0 1 0	1 0	0	0	1	0	0	0	1
Team						2 1 3		0	0					
Totals			25-55	4-17	8-12	5 18 23	24 18	62	8	15	12	3	10	-7

Technical Fouls: Gipson 1<sup>st</sup> 16:07 Coach 2<sup>nd</sup> 5:48

South Alabama - 69

Record: 9-2

NO.	Name	Min	FG	3P	FT	Rebounds	Fouls	TP	AS	TO	ST	Blocks	+	-
			M-A	M-A	M-A	OR DR TOT	PF	FF				BS BA		
4	Kayo Goncalves	F 34:14	3-8	3-8	0-0	0 3 3	2 2	9	0	3	1	2	0	6
12	Alex Anderson	F 33:14	3-7	0-0	5-9	2 3 5	3 7	11	0	1	1	1	2	6
13	Javon Franklin	F 24:30	5-6	0-0	4-4	4 5 9	4 2	14	0	1	1	0	0	12
21	Charles Manning, Jr.	G 36:04	5-10	1-4	6-9	1 7 8	2 6	17	5	5	0	6	0	-4
22	Jay Jay Chandler	G 31:34	3-11	2-5	5-6	0 1 4	4 3	12	2	6	1	0	1	15
10	Dante Smith	30:07	2-5	1-3	0-0	0 5 5	2 0	5	2	4	1	0	0	4
1	Lance Thomas	03:21	0-1	0-0	0-0	0 0 0	1 0	0	0	1	0	0	0	0
25	Jamal West	06:56	0-0	0-0	0-1	1 1 2	1 1	0	0	1	0	1	0	-4
Team						4 3 7		0	0					
Totals			21-48	7-20	20-29	12 28 40	19 22	69	9	22	5	10	3	7

Technical Fouls: Chandler 1<sup>st</sup> 15:57

	TSU	USA
Biggest lead	7 (1 <sup>st</sup> 2:24)	12 (2 <sup>nd</sup> 3:39)
Best Scoring Run	7 (2 <sup>nd</sup> 1:38)	8 (2 <sup>nd</sup> 3:39)
Lead Changes	7	
Times Tied	7	
Time with Lead	23:20	11:18

	Points from Turnovers	TSU	USA
Paint	27	18	34
Second Chance	8	15	
Fast Breaks	4	14	
Bench	3	5	

	Period by Period Scoring
1st	32
2nd	30
TOT	62

LIVESTATS



Official Basketball Box Score - Final  
South Alabama at Jacksonville St.  
12/04/21 Pete Mathews Coliseum, Jacksonville  
2021-22 Men's Basketball

Game Time: 7:30 PM  
Game Duration: 2:00  
Attendance: 804

Officials: Coy Gammon, R.B. Cylburn/Dorta, Dorta Carter

South Alabama - 74

Record: 9-2

NO.	Name	Min	FG	3P	FT	Rebounds	Fouls	TP	AS	TO	ST	Blocks	+	-
			M-A	M-A	M-A	OR DR TOT	PF	FF				BS BA		
4	Kayo Goncalves	F 31:13	3-6	2-5	0-0	0 3 3	4 1	8	1	0	0	0	0	15
12	Alex Anderson	F 32:19	6-9	0-0	1-2	4 2 6	3 1	13	2	2	2	0	0	6
13	Javon Franklin	F 30:07	7-10	0-0	1-2	1 4 5	3 3	15	1	4	1	2	0	-8
21	Charles Manning, Jr.	G 26:48	8-12	1-1	5-5	0 4 4	4 5	22	2	5	1	1	1	13
22	Jay Jay Chandler	G 37:04	2-8	0-2	8-8	1 6 7	1 6	12	1	4	1	0	0	2
10	Dante Smith	33:06	0-5	0-4	2-2	0 6 6	1 2	2	1	0	1	0	0	13
20	Marshall Kearing	05:51	1-1	0-0	0-0	0 1 1	0 1	2	0	0	1	0	0	0
1	Lance Thomas	03:32	0-1	0-1	0-0	0 0 0	0 0	0	0	0	0	0	0	-1
Team						2 0 2		0	1					
Totals			27-52	3-13	17-19	8 26 34	16 19	74	8	16	7	3	1	10

Technical Fouls: NONE

Jacksonville St. - 64

Record: 3-4

NO.	Name	Min	FG	3P	FT	Rebounds	Fouls	TP	AS	TO	ST	Blocks	+	-
			M-A	M-A	M-A	OR DR TOT	PF	FF				BS BA		
11	Kayne Henry	F 31:34	3-9	0-3	5-6	5 1 6	2 6	11	2	1	0	0	0	-8
50	Brandon Huffman	C 26:20	4-6	0-0	1-2	0 5 5	2 2	9	0	1	0	1	1	7
0	Jalen Finch	C 31:54	1-4	0-0	1-2	0 2 2	4 2	3	5	2	0	0	0	-12
22	Jalen Gibbs	G 33:53	2-8	2-5	0-0	1 3 4	1 3	6	2	6	2	0	0	-3
23	Darian Adams	G 29:44	6-16	3-9	2-2	1 3 4	1 3	17	2	1	1	0	0	-5
10	Juwan Perdue	08:35	2-3	0-0	0-0	0 0 0	2 1	4	1	0	0	0	0	-2
1	Demaree King	22:40	4-9	4-8	0-1	1 2 2	1 12	1	1	0	0	0	2	-12
3	Maros Zeliznak	05:42	1-1	0-0	0-0	0 1 1	1 0	2	0	0	0	0	0	-10
13	Jay Pal	06:27	0-0	0-0	0-0	0 0 0	0 0	0	0	1	0	0	0	-6
5	Caleb Byrd	03:11	0-0	0-0	0-0	0 0 0	1 0	0	0	0	1	0	0	-5
Team						1 2 3		0	2					
Totals			23-56	9-25	9-13	9 18 27	19 16	64	13	15	4	1	3	-10

Technical Fouls: NONE

	USA	JSU
Biggest lead	11 (2 <sup>nd</sup> 11:49)	4 (1 <sup>st</sup> 12:50)
Best Scoring Run	12 (1 <sup>st</sup> 9:31)	7 (2 <sup>nd</sup> 8:21)
Lead Changes	2	
Times Tied	1	
Time with Lead	35:58	02:25

Points from Turnovers	USA	JSU
Paint	38	28
Second Chance	7	10
Fast Breaks	8	6
Bench	4	18

Period by Period Scoring			
	1st	2nd	TOT
USA	28	46	74
JSU	27	37	64



Official Basketball Box Score - Final  
**SIUE at South Alabama**  
12/21/21 Mitchell Center, Mobile  
2021-22 Men's Basketball

Game Time: 7:00 PM  
Game Duration: 2:01  
Attendance: 1,794

Officials: Shaun Seales, Lucas Santos, Chris Chuley

SIUE - 69

Record: 6-7

NO.	Name	Min	FG	3P	FT	Rebounds	Fouls	TP	AS	TO	ST	Blocks	+/-
			M-A	M-A	M-A	OR DR TOT	PF FO					BS BA	
1	DeeJuan Pruitt	F 26:05	4-7	0-1	3-4	2 5 7	4 3	11	1	3	0	0 2	-15
55	Lamar Wright	F 22:40	4-11	0-1	3-4	4 1 5	4 2	11	1	0	0	0 2	-2
3	Ray Sean Taylor	G 31:33	5-12	2-6	0-0	0 3 3	3 1	12	3	6	2	0 2	-9
4	Shamar Wright	G 30:01	4-7	1-3	3-4	0 6 6	4 4	12	1	3	0	2 0	-9
21	Shaun Doss Jr.	G 32:24	3-9	0-1	2-4	2 3 5	2 2	8	3	3	2	0 2	-21
11	Courtney Carter	28:16	1-3	0-0	0-0	0 1 1	2 0	2	3	2	1	0 1	-12
2	Desmond Polk	11:57	3-3	3-3	0-0	0 0 0	1 0	9	0	2	0	0 0	-7
12	Jonathan Kurtas	17:04	1-1	0-0	2-4	0 0 0	3 4	4	2	2	1	1 0	0
Team						1 2 3		0		0			
Totals			25-53	6-15	13-20	9 21 30	23 16	69	14	21	6	3 9	-15

Dead Ball Rebounds: 3, 0

Shooting By Period		
1 <sup>st</sup>	FG%	14-30 46.7%
	3PT%	5-11 45.5%
	FT%	2-4 50%
2 <sup>nd</sup>	FG%	11-23 47.8%
	3PT%	1-4 25.0%
	FT%	11-16 68.8%
GM	FG%	25-53 47.2%
	3PT%	6-15 40.0%
	FT%	13-20 65.0%

Technical Fouls: Taylor 2<sup>nd</sup> 5:38 Pruitt 2<sup>nd</sup> 1:57

South Alabama - 84

Record: 18-3

NO.	Name	Min	FG	3P	FT	Rebounds	Fouls	TP	AS	TO	ST	Blocks	+/-
			M-A	M-A	M-A	OR DR TOT	PF FO					BS BA	
4	Kayo Goncalves	F 29:16	1-7	1-5	0-0	0 6 6	4 4	3	1	1	1	1 0	13
12	Alex Anderson	F 33:51	6-8	0-0	1-2	3 2 5	1 2	13	3	3	0	3 1	14
13	Javon Franklin	F 28:02	6-8	0-0	2-5	3 6 9	4 4	14	0	1	0	1 0	6
21	Charles Manning, Jr.	G 31:51	6-12	0-2	7-9	2 1 3	1 5	19	6	3	3	1 1	12
22	Jay Jay Chandler	G 35:26	8-16	2-5	4-5	0 2 2	1 5	22	1	3	2	0 1	16
10	Diante Smith	20:25	3-5	2-3	0-0	1 1 2	1 0	8	1	0	1	0 0	4
20	Marshall Kearing	04:32	0-1	0-0	0-0	0 1 1	1 0	0	0	0	0	0 0	9
1	Lance Thomas	12:00	2-5	0-2	1-2	3 2 5	5 1	5	1	0	0	2 0	5
25	Jamal West	01:53	0-0	0-0	0-0	0 0 0	0 0	0	0	0	0	1 0	-2
14	Adam Sizemore	01:22	0-0	0-0	0-0	0 0 0	0 0	0	0	0	0	0 0	-1
24	Tyler Shirley	01:22	0-1	0-1	0-0	0 0 0	0 0	0	0	0	1	0 0	-1
Team						1 2 3		0		3			
Totals			32-63	5-18	15-23	13 23 36	18 21	84	13	14	8	9 3	15

Dead Ball Rebounds: 5, 0

Shooting By Period		
1 <sup>st</sup>	FG%	20-29 69.0%
	3PT%	2-7 28.6%
	FT%	7-12 58.3%
2 <sup>nd</sup>	FG%	12-34 35.3%
	3PT%	3-11 27.3%
	FT%	8-11 72.7%
GM	FG%	32-63 50.8%
	3PT%	5-18 27.8%
	FT%	15-23 65.2%

Technical Fouls: Franklin 2<sup>nd</sup> 5:38 Thomas 2<sup>nd</sup> 1:57

	SIUE	USA
Biggest lead	0 (1 <sup>st</sup> 20:00)	23 (2 <sup>nd</sup> 4:24)
Best Scoring Run	8 (2 <sup>nd</sup> 1:22)	10 (2 <sup>nd</sup> 11:59)
Lead Changes	0	
Times Tied	1	
Time with Lead	00:00	39:27

Points from	SIUE	USA
Turnovers	13	26
Paint	36	52
Second Chance	14	18
Fast Breaks	7	8
Bench	15	13

Period by Period Scoring			
	1st	2nd	TOT
SIUE	35	34	69
USA	49	35	84



# Tyrell Jones

#0

Guard

Junior

6-1 • 186

Chicago, Ill.

## 2021-22 Notes

- Added a career-high four assists in the season opener against Spring Hill (11/9)
- Pulled down a season-high five rebounds, one short of his career-high at Wichita State (11/13)

## 2020-21 Notes (at Auburn)

- Scored a career-best 11 points — including going 2-of-4 from three-point range — in a season-opening victory over St. Joseph's while also posting three rebounds and two assists
- Had five points against No. 1 Gonzaga and four in a win over Memphis
- Averaged 3.3 points and 1.3 rebounds per contest while adding eight assists and four steals

## 2019-20 Notes (at Auburn)

- finished with nine points, 10 rebounds, seven assists and four steals
- Recorded a 1.75 assist-to-turnover ratio while seeing action in 11 games as AU went 25-6, tied for second in the Southeastern Conference with a 12-6 mark and was 20th in both final polls

## High School Notes

- Considered a four-star recruit by 247Sports.com, Rivals.com and ESPN
- Was ranked among the top 100 prospects in the country by both 247Sports and ESPN — with the latter organization also including him among the top 10 players in the state — as well as the top 150 by Rivals
- Named first-team all-state as a senior at West Oaks (Fla.) Academy after averaging 19.8 points and five assists per outing
- Posted 17.2 points, three assists, three rebounds and 2.2 steals per game the previous season, which included a performance in which he scored 40 points after connecting on a school record 12 three-point field goals

## 2021-22 GAME-BY-GAME STATS

Date	Opponent	S	MP	FG-A	3P-A	FT-A	R	PF	A	TO	B	ST	P
11/9	Spring Hill	*	21	2-4	1-1	1-2	3	0	4	2	0	1	6
11/13	at Wichita State	*	15	1-3	0-1	2-2	5	1	2	1	0	0	4

## JONES' SEASON HIGHS

MINUTES.....	21 vs. Spring Hill (11/9/21)
POINTS.....	6 vs. Spring Hill (11/9/21)
REBOUNDS.....	5 at Wichita State (11/13)
ASSISTS.....	4 vs. Spring Hill (11/9/21)
BLOCKS.....	none
STEALS.....	1 vs. Spring Hill (11/9/21)
FIELD GOALS MADE.....	2 vs. Spring Hill (11/9/21)
FIELD GOALS ATTEMPTED.....	4 vs. Spring Hill (11/9/21)
3PT FIELD GOALS MADE.....	1 vs. Spring Hill (11/9/21)
3PT FIELD GOALS ATTEMPTED.....	1 vs. Spring Hill (11/9/21)
FREE THROWS MADE.....	2 at Wichita State (11/13)
FREE THROWS ATTEMPTED.....	2* vs. Spring Hill (11/9/21)

## JONES' CAREER HIGHS

MINUTES.....	21 vs. Spring Hill (11/9/21)
POINTS.....	11 vs. St. Joseph's (11/26/20)
REBOUNDS.....	6 vs. Colgate (11/18/19)
ASSISTS.....	4 vs. Spring Hill (11/9/21)
BLOCKS.....	1 vs. Gonzaga (11/27/20)
STEALS.....	3 vs. Colgate (11/18/19)
FIELD GOALS MADE.....	3 vs. St. Joseph's (11/26/20)
FIELD GOALS ATTEMPTED.....	8 vs. St. Joseph's (11/26/20)
3PT FIELD GOALS MADE.....	2 vs. St. Joseph's (11/26/20)
3PT FIELD GOALS ATTEMPTED.....	5 vs. Gonzaga (11/27/20)
FREE THROWS MADE.....	3 vs. St. Joseph's (11/26/20)
FREE THROWS ATTEMPTED.....	5 vs. St. Joseph's (11/26/20)

				Field Goals		3-Point		F-Throws		Rebounds				Scoring						
SEASON	TEAM	GP-GS	MIN/AVG	FG-FGA	FG%	3FG-3FGA	3FG%	FT-FTA	FT%	OFF	DEF	TOT	AVG	PF-FO	A	TO	BLK	STL	PTS	AVG
2019-20	AUB	11-0	38/3.4	3-12	.250	1-6	.167	2-5	.400	4	6	10	0.9	6-0	7	4	0	4	9	0.8
2020-21	AUB	7-3	80/11.4	6-24	.250	3-13	.231	8-12	.667	0	9	9	1.3	9-0	8	14	1	4	23	3.3
2021-22	USA	2-2	36/18.2	3-7	.429	1-2	.500	3-4	.750	1	7	8	4.0	1-0	6	3	0	1	10	5.0
TOTAL FOR USA		2-2	36/18.2	3-7	.429	1-2	.500	3-4	.750	1	7	8	4.0	1-0	6	3	0	1	10	5.0
TOTAL		20-5	154/7.7	12-43	.279	5-21	.238	13-21	.619	5	22	27	1.4	16-0	21	21	1	9	42	2.1

# Lance Thomas

#1

Forward

Graduate Senior

6-9 • 224

Norcross, Ga.

## 2021-22 Notes

- Scored eight points and went 2-for-3 from three-point range in his first action as a Jag vs. San Diego
- Chipped in seven points on 3-of-5 shooting and blocked a season-best two shots against Southern Miss (12/1)
- Tied a season-best with two three-pointers at Tarleton (12/17)
- Pulled down a season-high five rebounds and tied a season-best with two blocks vs. SIUE (12/21)

## 2020-21 Notes (at Memphis)

- Appeared in 12 games, averaged 2.1 points and 2.1 rebounds per game
- Added four blocks and three steals
- Scored a season-best eight points in a victory over St. Mary's (Calif.) in the first game of the year
- Posted seven rebounds in a win over Mississippi Valley State

## 2019-20 Notes (at Memphis)

- Recorded 4.4 points and 2.5 rebounds per game
- Added 31 blocks, 12 steals and 10 assists
- Appeared in 29 games making 13 starts
- Averaged 7.2 points and 3.2 rebounds over the team's final 12 games
- Posted a career-high 20 points on 8-of-11 shooting in a win over Central Florida

## 2018-19 Notes (at Memphis)

- Redshirted

## 2017-18 Notes (at Louisville)

- Appeared in 12 games
- Averaged 2.2 points and 1.3 rebounds
- Recorded season highs with 10 points and seven rebounds in a win over Bryant

## High School

- Four-star according to 247Sports.com out of Norcross (Ga.) High
- Ranked among the top 125 recruits in the country
- Rated among the top 150 prospects nationally by Rivals.com
- Considered a top 25 power forward by Scout.com
- Averaged 9.7 points, 8.8 rebounds and 2.6 blocks
- Helped lead the Blue Devils to a 26-6 record and the state 7A championship game
- First-team all-region and all-county

## 2021-22 GAME-BY-GAME STATS

Date	Opponent	S	MP	FG-A	3P-A	FT-A	R	PF	A	TO	B	ST	P
11/25	San Diego		10	3-5	2-3	0-0	2	0	0	0	0	0	8
11/26	Hawaii		12	1-4	1-2	0-0	0	2	0	1	1	0	3
11/29	Texas A&M-Commerce		2	0-1	0-1	0-0	0	1	0	0	0	0	0
12/1	Southern Miss		17	3-5	1-3	0-0	1	2	0	2	2	0	7
12/4	at Jacksonville State		3	0-1	0-1	0-0	0	0	0	0	0	0	0
12/14	Tarleton		3	0-1	0-0	0-0	0	1	0	0	0	0	0
12/17	at Tarleton		20	2-5	2-5	0-0	2	3	1	1	2	1	6
12/21	SIUE		12	2-5	0-2	1-2	5	5	1	0	2	0	5

## THOMAS' SEASON HIGHS

MINUTES	20 at Tarleton (12/17/21)
POINTS	8 vs. San Diego (11/25/21)
REBOUNDS	5 vs. SIUE (12/21/21)
ASSISTS	1 at Tarleton (12/17/21)
BLOCKS	2** vs. SIUE (12/21/21)
STEALS	1 at Tarleton (12/17/21)
FIELD GOALS MADE	3 vs. San Diego (11/25/21)
FIELD GOALS ATTEMPTED	5 vs. San Diego (11/25/21)
3PT FIELD GOALS MADE	2* at Tarleton (12/17/21)
3PT FIELD GOALS ATTEMPTED	5 at Tarleton (12/17/21)
FREE THROWS MADE	1 vs. SIUE (12/21/21)
FREE THROWS ATTEMPTED	2 vs. SIUE (12/21/21)

## THOMAS' CAREER HIGHS

MINUTES	31 vs. Temple (2/5/20)
POINTS	20 at UCF (1/29/20)
REBOUNDS	6 vs. SMU (2/25/20)
ASSISTS	2 vs. UCF (1/29/20)
BLOCKS	5 vs. UCONN (2/11/20)
STEALS	2 vs. Temple (2/5/20)
FIELD GOALS MADE	8 at UCF (1/29/20)
FIELD GOALS ATTEMPTED	11 vs. UCONN (2/1/20)
3PT FIELD GOALS MADE	4 at UCF (1/29/20)
3PT FIELD GOALS ATTEMPTED	7 vs. Wichita State (3/5/20)
FREE THROWS MADE	2 vs. East Carolina (2/19/20)
FREE THROWS ATTEMPTED	4 vs. Temple (2/5/20)

\* Indicates how many previous times that total occurred

				Field Goals		3-Point		F-Throws		Rebounds									Scoring	
SEASON	TEAM	GP-GS	MIN/AVG	FG-FGA	FG%	3FG-3FGA	3FG%	FT-FTA	FT%	OFF	DEF	TOT	AVG	PF-FO	A	TO	BLK	STL	PTS	AVG
2017-18	LOU	12-0	50/4.2	9-14	.643	2-7	.286	6-8	.750	3	12	15	1.3	11-1	0	3	2	2	26	2.2
2019-20	Mem	29-13	422/14.6	47-117	.402	19-62	.306	15-22	.682	23	49	72	2.5	61-1	10	21	31	12	128	4.4
2020-21	Mem	12-0	97/8.1	9-24	.375	0-10	.000	7-8	.875	9	16	25	2.1	14-1	3	5	4	0	25	2.1
2021-22	USA	8-0	80/10.1	11-27	.407	6-17	.353	1-2	.500	3	7	10	1.3	14-1	2	5	7	1	29	3.6
TOTAL FOR USA		8-0	80/10.1	11-27	.407	6-17	.353	1-2	.500	3	7	10	1.3	14-1	2	5	7	1	29	3.6
TOTAL		61-13	649/10.6	76-182	.418	27-96	.281	29-40	.725	38	84	122	2.0	100-4	15	34	44	15	208	3.4



# Greg Parham

#2

Guard

Graduate Senior

6-3 • 184

Richmond, Va. / VMI

## 2021-22 Notes

### 2020-21 Notes (at VMI)

- Scored over 1,000 points at VMI
- Led team in scoring at 18.4 per game
- Added 101 assists and 27 steals
- Shot 48.4 percent from the floor and 43.5 percent from three-point range
- Named first team all-SoCon by the media
- Second-team all-league by SoCon head coaches
- Posted 10-plus points in 22 of 25 games
- Surpassed 20 points on 12 occasions
- Scored 20-plus points in seven straight league contests in January

### 2019-20 Notes (at VMI)

- Averaged 9.4 points and 2.6 rebounds per game
- Second on the team with 90 assists
- Had a career-high 36-point performance in a road win over The Citadel

### 2018-19 Notes (at VMI)

- Averaged 7.1 points and 2.3 rebounds per game
- Added 81 assists and 29 steals

### 2017-18 Notes (at VMI)

- Recorded 3.1 points and 1.1 rebounds per game
- Added 38 assists and 14 steals

## High School

- State player of the year by the Virginia High School League Coaches Association in 2015-16
- Led Monacan High to the 4A Tournament championship
- Named first-team all-state twice
- Richmond Times-Dispatch's region player of the year as a senior
- Finished career ranked third on the VHSL's all-time assists list

## 2021-22 GAME-BY-GAME STATS

Date Opponent S MP FG-A 3P-A FT-A R PF A TO B ST P

## PARHAM'S SEASON HIGHS

MINUTES.....  
POINTS.....  
REBOUNDS.....  
ASSISTS.....  
BLOCKS.....  
STEALS.....  
FIELD GOALS MADE.....  
FIELD GOALS ATTEMPTED.....  
3PT FIELD GOALS MADE.....  
3PT FIELD GOALS ATTEMPTED.....  
FREE THROWS MADE.....  
FREE THROWS ATTEMPTED.....

## PARHAM'S CAREER HIGHS

MINUTES.....45 vs. Furman (3/6/21)  
POINTS.....36 vs. The Citadel (2/8/20)  
REBOUNDS.....9\*\* vs. The Citadel (1/6/21)  
ASSISTS.....10 vs. Washington College (11/6/18)  
BLOCKS.....1\*\*\*\* vs. Western Carolina (2/10/21)  
STEALS.....4 vs. Goucher (11/26/19)  
FIELD GOALS MADE.....13 vs. The Citadel (2/8/20)  
FIELD GOALS ATTEMPTED.....21 vs. The Citadel (2/8/20)  
3PT FIELD GOALS MADE.....7 vs. Wofford (1/13/21)  
3PT FIELD GOALS ATTEMPTED.....13 vs. Samford (12/30/20)  
FREE THROWS MADE.....6 vs. UNC Greensboro (2/17/21)  
FREE THROWS ATTEMPTED.....8 vs. Chattanooga (1/2/21)

\* Indicates how many previous times that total occurred

				Field Goals		3-Point		F-Throws		Rebounds										Scoring	
SEASON	TEAM	GP-GS	MIN/AVG	FG-FGA	FG%	3FG-3FGA	3FG%	FT-FTA	FT%	OFF	DEF	TOT	AVG	PF-FO	A	TO	BLK	STL	PTS	AVG	
2017-18	VMI	29-1	338/11.7	32-90	.356	9-44	.205	16-19	.842	3	28	31	1.1	23-0	38	25	1	14	89	3.1	
2018-19	VMI	32-16	794/24.8	86-227	.379	40-121	.331	14-27	.519	11	62	73	2.3	53-0	81	37	1	29	226	7.1	
2019-20	VMI	32-13	759/23.7	114-266	.429	45-119	.378	27-37	.730	14	69	83	2.6	48-0	90	51	0	23	300	9.4	
2020-21	VMI	25-25	846/33.8	167-345	.484	64-147	.435	62-78	.795	18	80	98	3.9	46-0	101	55	2	27	460	18.4	
TOTAL FOR USA		0-0	0/0.0	0-0	.000	0-0	.000	0-0	.000	0	0	0	0.0	0-0	0	0	0	0	0	0.0	
TOTAL		118-55	2738/23.2	399-928	.430	158-431	.367	119-161	.739	46	239	285	2.4	170-0	310	168	4	93	1075	9.1	

# Andrew Anderson

#3

Guard

Sophomore

6-0 • 160

Memphis, Tenn. / Tipton-Rosemark Academy

## 2021-22 Notes

## 2020-21 Notes

- Appeared in 12 games
- Recorded three assists and two rebounds

## High School

- Concluded his prep career at Tipton-Rosemark Academy
- Helped lead the Rebels to a 23-9 finish, a 10-4 mark in district play, the DII-A region championship and a state runner-up finish as a senior
- Averaged 12.5 points, 3.4 rebounds, 2.2 assists and 2.9 steals per game
- Scored a season-best 33 points in victory over First Assembly Christian
- Finished with 30 points, five rebounds and four steals against Holly Springs H.S.
- Posted 21 points and a season-high eight rebounds in defeat of St. Benedict at Auburndale

## 2021-22 GAME-BY-GAME STATS

Date Opponent S MP FG-A 3P-A FT-A R PF A TO B ST P

## ANDERSON'S SEASON HIGHS

MINUTES .....  
POINTS .....  
REBOUNDS .....  
ASSISTS .....  
BLOCKS .....  
STEALS .....  
FIELD GOALS MADE .....  
FIELD GOALS ATTEMPTED .....  
3PT FIELD GOALS MADE .....  
3PT FIELD GOALS ATTEMPTED .....  
FREE THROWS MADE .....  
FREE THROWS ATTEMPTED .....

## ANDERSON'S CAREER HIGHS

MINUTES ..... 5 vs. Emmanuel (GA) (12/1/20)  
POINTS ..... 0 vs. Emmanuel (GA) (12/1/20)  
REBOUNDS ..... 3 vs. Emmanuel (GA) (12/1/20)  
ASSISTS ..... 1\* vs. Emmanuel (GA) (12/1/20)  
BLOCKS ..... 0 vs. Emmanuel (GA) (12/1/20)  
STEALS ..... 0 vs. Emmanuel (GA) (12/1/20)  
FIELD GOALS MADE ..... 0 vs. Emmanuel (GA) (12/1/20)  
FIELD GOALS ATTEMPTED ..... 0 vs. Emmanuel (GA) (12/1/20)  
3PT FIELD GOALS MADE ..... 0 vs. Emmanuel (GA) (12/1/20)  
3PT FIELD GOALS ATTEMPTED ..... 0 vs. Emmanuel (GA) (12/1/20)  
FREE THROWS MADE ..... 0 vs. Emmanuel (GA) (12/1/20)  
FREE THROWS ATTEMPTED ..... 0 vs. Emmanuel (GA) (12/1/20)

\* Indicates how many previous times that total occurred

				Field Goals		3-Point		F-Throws		Rebounds				Scoring						
SEASON	TEAM	GP-GS	MIN/AVG	FG-FGA	FG%	3FG-3FGA	3FG%	FT-FTA	FT%	OFF	DEF	TOT	AVG	PF-FO	A	TO	BLK	STL	PTS	AVG
2020-21	USA	12-0	20/1.6	0-0	.000	0-0	.000	0-0	.000	1	2	3	0.3	2-0	2	0	0	0	0	0.0
TOTAL		12-0	20/1.6	0-0	.000	0-0	.000	0-0	.000	1	2	3	0.3	2-0	2	0	0	0	0	0.0

# Kayo Goncalves

#4

Forward

Grad-Student

6-8 • 212

Rio de Janeiro, Brazil (Southeastern Oklahoma State)

## 2021-22 Notes

- Scored 14 points in the season opener - including 3-for-7 from three
- Hit a season-high four three-pointers at Alabama (11/16)
- Fourth in the Sun Belt with 25 made three-pointers.
- Hit two three-pointers and blocked a season-best two shots vs. Tarleton (12/14)
- Pulled down a season-best eight rebounds at Tarleton (12/17)

## 2020-21 Notes

- Leads the team in three-point shooting percentage on 12-of-22 shooting (.545). Four threes in last two games.
- Grabbed eight rebounds against FAU (11/25) and Emmanuel (Ga.) (12/1); third on the team in rebounds.
- Set a new season high with 18 points on six threes at Southern Miss, including the game-winner as time expired. Also led the team in scoring for the first time this season, while tying a season-high eight rebounds for the third time in 36 minutes on the floor
- One point shy of the team's first double-double against Flagler (Fla.) with nine points, 10 rebounds
- Accomplished team's first double-double of the season in the first game of conference play with 15 points and 10 rebounds at Georgia Southern on New Year's Day
- The only Jag to record a double-double more than once this regular season
- Registered five or more three-pointers four times this season, with three happening in conference play
- 225 of 256 regular-season points recorded from 75 made threes

## 2019-20 Notes (at Southwestern Oklahoma State)

- Recorded 12.2 points and nine rebounds per outing and was credited with 30 blocks, 26 assists and 19 steals his final season with the program
- Shot 47.2 percent from the field overall, 46.9 percent from three-point range and 74.2 percent at the foul line, leading the Great American Conference and ranking fourth in the country in three-point field goal percentage
- Also ended up second in the league in rebounding and fourth with 3.23 three-pointers per game

## 2018-19 Notes (at Southeastern Oklahoma State)

- Appeared in all 31 contests his first year with the program, averaging 7.5 points and 4.3 rebounds as Southeastern won its first-round NCAA Tournament game en route to a 23-8 finish.

## 2017-18 Notes (at Midland (Texas) J.C.)

- Posted 10.1 points and five rebounds per outing during the 2017-18 campaign in his only season at the school
- Shot 47.1 percent from the floor and connected on 40.5 percent from beyond the three-point arc.

## High School:

- Attended Centro Educacional da Lagoa in Palthoca, Brazil, before coming to the United States, helping the school to state championship and a second-place finish in the national tournament
- Also played volleyball, water polo and rowed while at the institution
- A member of the Flamengo club from 2013-16, helping the team to state titles at the Under-15, Under-17 and Under-19 levels as well as the Copa Minas Brasilia Under-17 championship.

## 2021-22 GAME-BY-GAME STATS

Date	Opponent	S	MP	FG-A	3P-A	FT-A	R	PF	A	TO	B	ST	P
11/9	Spring Hill	*	19	4-8	3-7	3-3	4	3	1	0	1	1	14
11/13	at Wichita State	*	34	3-5	2-4	0-0	1	3	1	0	0	0	8
11/16	at Alabama	*	39	4-14	4-14	0-0	7	3	0	0	1	3	14
11/20	Mobile	*	28	1-8	1-6	0-0	4	2	0	0	1	3	3
11/22	William Carey	*	28	2-6	2-6	0-0	4	2	2	1	0	0	6
11/25	San Diego	*	28	1-3	1-3	0-0	2	4	0	0	0	0	3
11/26	Hawaii	*	28	2-5	1-4	0-0	6	4	0	1	0	1	5
11/29	Texas A&M-Commerce	*	38	5-15	3-13	0-0	6	3	0	3	0	1	13
12/1	Southern Miss	*	24	2-6	2-4	2-2	4	1	0	0	1	1	8
12/4	at Jacksonville State	*	31	3-6	2-5	0-0	3	4	1	0	0	0	8
12/14	Tarleton	*	34	3-8	3-8	0-0	3	2	0	3	2	1	9
12/17	at Tarleton	*	38	0-3	0-3	0-0	8	3	0	2	0	0	0
12/21	SIUE	*	29	1-7	1-6	0-0	6	4	1	1	1	1	3

## GONCALVES' SEASON HIGHS

MINUTES	38 vs. Texas A&M-Commerce (11/29/21)
POINTS	14 vs. Spring Hill (11/9/21)
REBOUNDS	8 at Tarleton (12/17/21)
ASSISTS	2 vs. William Carey (11/22/21)
BLOCKS	2 vs. Tarleton (12/14/21)
STEALS	3* vs. Mobile (11/20/21)
FIELD GOALS MADE	4* at Alabama (11/16/21)
FIELD GOALS ATTEMPTED	14 at Alabama (11/16/21)
3PT FIELD GOALS MADE	4 at Alabama (11/16/21)
3PT FIELD GOALS ATTEMPTED	14 at Alabama (11/16/21)
FREE THROWS MADE	3 vs. Spring Hill (11/9/21)
FREE THROWS ATTEMPTED	3 vs. Spring Hill (11/9/21)

## GONCALVES' CAREER HIGHS

MINUTES	45 at Ouachita Baptist (1/23/20)S
POINTS	26 vs. Arlington Baptist (12/16/19)S
REBOUNDS	17 vs. Henderson St. (2/27/20)S
ASSISTS	3 vs. Friends (12/31/19)S
BLOCKS	4 vs. Emmanuel (Ga.) (12/1/20)
STEALS	3 at Alabama (11/16/21)
FIELD GOALS MADE	9 vs. Arlington Baptist (12/16/19)S
FIELD GOALS ATTEMPTED	16* vs. Arlington Baptist (12/16/19)S
3PT FIELD GOALS MADE	7 at Ouachita Baptist (1/23/20)S
3PT FIELD GOALS ATTEMPTED	16 at Appalachian State (2/20/21)
FREE THROWS MADE	9 vs. Southwestern Okla. (1/19/19)S
FREE THROWS ATTEMPTED	10 vs. Southwestern Okla. (1/19/19)S

\* Indicates how many previous times that total occurred

S Indicates occurred at Southeastern Oklahoma State

				Field Goals		3-Point		F-Throws		Rebounds								Scoring		
SEASON	TEAM	GP-GS	MIN/AVG	FG-FGA	FG%	3FG-3FGA	3FG%	FT-FTA	FT%	OFF	DEF	TOT	AVG	PF-FO	A	TO	BLK	STL	PTS	AVG
2020-21	USA	28-27	872/31.1	91-238	.382	81-212	.382	15-21	.714	13	153	166	5.9	77-1	19	25	15	23	278	9.9
2021-22	USA	13-13	401/30.9	31-94	.330	25-82	.305	5-5	1.000	3	55	58	4.5	38-0	6	11	7	12	92	7.1
TOTAL FOR USA		41-40	1273/31.0	122-332	.367	106-294	.361	20-26	.769	16	208	224	5.5	115-1	25	36	22	35	370	9.0
TOTAL		103-71	2818/27.4	331-797	.415	243-615	.395	75-93	.806	83	551	634	6.2	265-2	82	101	65	69	980	9.5

# Diante Smith

#10

Forward

Junior

6-6 • 189

Fort Walton Beach, Fla. / TCU

## 2021-22 Notes

- Set a career-high in points (16), three-pointers made (3), three-pointers attempted (8), rebounds (7) and steals (3) in the season opener
- Finished with 15 points, one shy of his career-high vs. William Carey (11/22)
- Posted 15 points and a career-best four steals vs. Hawaii (11/26)
- Tied career-highs with seven rebounds and three three-pointers vs. Texas A&M-Commerce (11/29)
- Tied a career-best with three pointers and added a career-high five assists vs. Southern Miss (12/1)

## 2020-21 Notes (at TCU)

- Appeared in four games
- Posted six points, six rebounds and an assist in 29 minutes

## 2019-20 Notes (at TCU)

- Averaged 2.5 points and 1.9 rebounds per game
- Credited with 19 assists, eight steals and five blocks
- Scored a season-best nine points at Oklahoma
- Had eight points in wins over No. 18 Texas Tech, George Mason and at Arkansas
- Recorded a season-high six rebounds against USC

## High School:

- Four-star recruit out of Choctawhatchee High according to 247Sports.com
- Top 20 prospect in the state
- Top 30 small forward in the nation
- Top 125 individual nationally
- Three-time all-state selection
- Averaged 17.9 points, 8.1 rebounds, 3.4 assists and 2.6 steals per game
- Helped the Indians finish 23-5
- Averaged 17.5 points, 6.8 rebounds, 2.6 assists and 2.3 steals as a junior

## 2021-22 GAME-BY-GAME STATS

Date	Opponent	S	MP	FG-A	3P-A	FT-A	R	PF	A	TO	B	ST	P
11/9	Spring Hill		19	5-12	3-8	3-3	7	4	1	2	2	3	16
11/13	at Wichita State	*	28	1-5	0-3	0-2	5	1	1	1	2	1	2
11/16	at Alabama	*	32	1-7	1-3	2-2	3	5	2	5	0	2	7
11/20	Mobile		24	3-7	1-3	1-1	1	3	1	0	1	1	8
11/22	William Carey		30	6-9	3-6	0-1	3	1	1	3	1	1	15
11/25	San Diego		35	1-4	1-3	2-2	7	2	2	1	0	0	5
11/26	Hawaii		33	5-7	2-3	3-4	1	0	0	1	1	4	15
11/29	Texas A&M-Commerce		31	3-7	3-6	2-6	7	1	1	4	0	2	13
12/1	Southern Miss		30	4-11	3-7	0-0	5	0	5	1	0	2	11
12/4	at Jacksonville State		33	0-5	0-4	2-2	6	1	1	0	0	1	2
12/14	Tarleton		30	2-5	1-3	0-0	5	2	2	4	0	1	5
12/17	at Tarleton	*	37	1-9	1-6	0-0	5	3	0	1	0	0	3
12/21	SIUE		20	3-5	2-3	0-0	2	1	1	0	0	1	8

## SMITH'S SEASON HIGHS

MINUTES.....	37 at Tarleton (12/17/21)
POINTS.....	16 vs. Spring Hill (11/9/21)
REBOUNDS.....	7** vs. Texas A&M-Commerce (11/29/21)
ASSISTS.....	5 vs. Southern Miss (12/1/21)
BLOCKS.....	2* vs. Spring Hill (11/9/21)
STEALS.....	4 vs. Hawaii (11/26/21)
FIELD GOALS MADE.....	5 vs. Spring Hill (11/9/21)
FIELD GOALS ATTEMPTED.....	13 vs. Spring Hill (11/9/21)
3PT FIELD GOALS MADE.....	3*** vs. Southern Miss (12/1/21)
3PT FIELD GOALS ATTEMPTED.....	8 vs. Spring Hill (11/9/21)
FREE THROWS MADE.....	3 vs. Spring Hill (11/9/21)
FREE THROWS ATTEMPTED.....	3 vs. Spring Hill (11/9/21)

## SMITH'S CAREER HIGHS

MINUTES.....	37 at Tarleton (12/17/21)
POINTS.....	16 vs. Spring Hill (11/9/21)
REBOUNDS.....	7** vs. Texas A&M-Commerce (11/29/21)
ASSISTS.....	5 vs. Southern Miss (12/1/21)
BLOCKS.....	2 vs. Spring Hill (11/9/21)
STEALS.....	4 vs. Hawaii (11/26/21)
FIELD GOALS MADE.....	5 vs. Spring Hill (11/9/21)
FIELD GOALS ATTEMPTED.....	13 vs. Spring Hill (11/9/21)
3PT FIELD GOALS MADE.....	3*** vs. Southern Miss (12/1/21)
3PT FIELD GOALS ATTEMPTED.....	8 vs. Spring Hill (11/9/21)
FREE THROWS MADE.....	3** vs. Spring Hill (11/9/21)
FREE THROWS ATTEMPTED.....	4 vs. Baylor (2/29/20)

\* Indicates how many previous times that total occurred

				Field Goals		3-Point		F-Throws		Rebounds									Scoring	
SEASON	TEAM	GP-GS	MIN/AVG	FG-FGA	FG%	3FG-3FGA	3FG%	FT-FTA	FT%	OFF	DEF	TOT	AVG	PF-FO	A	TO	BLK	STL	PTS	AVG
2019-20	TCU	31-5	405/13.1	26-103	.252	11-60	.183	14-27	.519	24	35	59	1.9	50-0	19	30	5	8	77	2.5
2020-21	TCU	4-0	29/7.3	3-7	.429	0-3	.000	0-0	.000	4	2	6	1.5	1-0	1	5	0	0	6	1.5
2021-22	USA	13-3	385/29.6	36-93	.387	21-58	.362	15-23	.652	10	47	57	4.4	24-1	18	23	7	19	108	8.3
TOTAL FOR USA		13-3	385/29.6	36-93	.387	21-58	.362	15-23	.652	10	47	57	4.4	24-1	18	23	7	19	108	8.3
TOTAL		48-8	819/17.1	65-203	.320	32-121	.264	29-50	.580	38	84	122	2.5	75-1	38	58	12	27	191	4.0



# Alex Anderson

#12

Forward

Freshman

6-6 • 185

Memphis, Tenn. / Tipton-Rosemark Academy

## 2021-22 Notes

- Scored 11 points and pulled down seven rebounds in his first game as a Jag against Spring Hill (11/9)
- Added five points and two blocks at Wichita State (11/13)
- Posted nine points and five rebounds at No. 14 Alabama (11/16)
- Chipped in 11 points and tied a career-best with seven rebounds vs. Mobile (11/20)
- Set a career-high with 13 points at Jacksonville State (12/4)
- Tied a career-best with six made field goals and dished out a career-high three assists at Tarleton (12/17)
- Tied a career-high with 13 points and blocked a season-best three shots vs SIUE (12/21)

## High School Notes

- Scored 23 points per game in 2019-20
- Finalist for Mr. Basketball in Tennessee
- Averaged 17 points, 5.3 rebounds and 2.3 steals in 2018-19
- Led Tipton-Rosemark Academy to the championship game of the state tournament as a sophomore
- Rated as a three-star prospect and the eighth-best recruit in Tennessee by 247Sports.com

## 2021-22 GAME-BY-GAME STATS

Date	Opponent	S	MP	FG-A	3P-A	FT-A	R	PF	A	TO	B	ST	P
11/9	Spring Hill		26	5-8	0-0	1-2	7	1	2	1	1	1	11
11/13	at Wichita State		19	2-2	0-0	1-1	2	4	0	0	2	0	5
11/16	at Alabama		30	4-7	0-0	1-4	5	2	0	1	0	0	9
11/20	Mobile	*	34	5-13	0-0	1-3	7	2	1	0	0	1	11
11/22	William Carey	*	32	3-6	0-0	2-5	3	1	1	1	0	2	6
11/25	San Diego	*	32	4-8	0-0	0-0	3	2	0	1	0	0	8
11/26	Hawaii	*	26	3-5	0-0	0-0	2	4	0	0	0	1	6
11/29	Texas A&M-Commerce	*	29	2-4	0-0	1-3	4	4	1	3	0	1	5
12/1	Southern Miss	*	37	4-7	0-0	2-4	6	2	0	2	0	0	10
12/4	at Jacksonville State	*	32	6-9	0-0	1-2	6	3	2	2	0	2	13
12/14	Tarleton	*	33	3-7	0-0	5-9	5	3	0	1	1	1	11
12/17	at Tarleton	*	39	6-10	0-0	0-3	5	2	3	6	0	0	12
12/21	SIUE	*	33	6-8	0-0	1-2	5	1	3	3	3	0	13

## ANDERSON'S SEASON HIGHS

MINUTES	39 at Tarleton (12/17/21)
POINTS	13* vs. SIUE (12/21/21)
REBOUNDS	7* vs. Mobile (11/20/21)
ASSISTS	3* vs SIUE (12/21/21)
BLOCKS	3 vs. SIUE (12/21/21)
STEALS	2 vs. William Carey (11/22/21)
FIELD GOALS MADE	6* at Tarleton (12/17/21)
FIELD GOALS ATTEMPTED	13 vs. Mobile (11/20/21)
3PT FIELD GOALS MADE	none
3PT FIELD GOALS ATTEMPTED	none
FREE THROWS MADE	5 vs. Tarleton (12/14/21)
FREE THROWS ATTEMPTED	9 vs. Tarleton (12/14/21)

## ANDERSON'S CAREER HIGHS

MINUTES	39 at Tarleton (12/17/21)
POINTS	13* vs. SIUE (12/21/21)
REBOUNDS	7* vs. Mobile (11/20/21)
ASSISTS	3* vs SIUE (12/21/21)
BLOCKS	3 vs. SIUE (12/21/21)
STEALS	2 vs. William Carey (11/22/21)
FIELD GOALS MADE	6* at Tarleton (12/17/21)
FIELD GOALS ATTEMPTED	13 vs. Mobile (11/20/21)
3PT FIELD GOALS MADE	none
3PT FIELD GOALS ATTEMPTED	none
FREE THROWS MADE	5 vs. Tarleton (12/14/21)
FREE THROWS ATTEMPTED	9 vs. Tarleton (12/14/21)

\* Indicates how many previous times that total occurred

				Field Goals		3-Point		F-Throws		Rebounds									Scoring	
SEASON	TEAM	GP-GS	MIN/AVG	FG-FGA	FG%	3FG-3FGA	3FG%	FT-FTA	FT%	OFF	DEF	TOT	AVG	PF-FO	A	TO	BLK	STL	PTS	AVG
2021-22	USA	13-10	407/31.3	53-94	.564	0-0	.000	16-38	.421	26	34	60	4.6	31-0	13	21	7	9	122	9.4
TOTAL		13-10	407/31.3	53-94	.564	0-0	.000	16-38	.421	26	34	60	4.6	31-0	13	21	7	9	122	9.4



# Javon Franklin

#13

Forward

Senior

6-7 • 220

Little Rock, Ark. / Auburn

## 2021-22 Notes

- Posted 18 points and career-high 12 rebounds at Wichita State for his first career double-double
- Earned his second straight double-double at No. 14 Alabama, posting 11 points and 11 rebounds
- Tied a career-high with three blocks vs. William Carey (11/22)
- Scored a career-high 22 points on 10-for-10 shooting vs. Southern Miss (12/1)
- Added 15 points and five rebounds at Jacksonville State (12/4)
- Tied a career-best with three blocks at Tarleton (12/17)

## 2020-21 Notes (at Auburn)

- Appeared in 23 games
- Posted 29 points, 37 rebounds, 11 blocks and three steals
- Recorded a career-best eight points, four rebounds and two blocks in 11 minutes at Arkansas
- Added six points, seven rebounds and three blocks at LSU

## 2019-20 Notes (at Auburn)

- Appeared in five games as a freshman for an Auburn team that ended up 25-6

## JUCO Notes

- Averaged 10.8 points and 8.2 rebounds per game as a freshman at Holmes (Miss.) C.C.
- Finished the year in the top 20 in the NJCAA in blocked shots (72) and field-goal percentage (63.2%)
- Named first-team all-region and all-state
- Helped the Bulldogs finish 24-5 after winning the region tournament
- Suffered a season-ending injury sophomore season
- Considered among the top 25 junior-college recruits
- Earned the top ranking among players from Arkansas

## High School Notes

- Named McDonald's Arkansas 6A and Full Court Player of the Year
- Averaged 16.0 points, 8.7 rebounds, 2.1 blocks, 1.9 assists and 1.8 steals at Little Rock (Ark.) Parkview Magnet High School
- Chosen as most valuable player of the state 5A tournament championship game

## 2021-22 GAME-BY-GAME STATS

Date	Opponent	S	MP	FG-A	3P-A	FT-A	R	PF	A	TO	B	ST	P
11/9	Spring Hill	*	20	6-8	0-0	0-0	9	0	0	1	0	0	12
11/13	at Wichita State	*	37	8-11	0-1	2-5	12	1	2	1	2	1	18
11/16	at Alabama	*	37	5-11	0-0	1-2	11	4	2	4	0	4	11
11/20	Mobile		5	1-3	0-0	0-0	1	1	0	0	0	0	2
11/22	William Carey	*	20	1-1	0-0	4-4	4	1	1	1	3	1	6
11/25	San Diego	*	14	0-5	0-0	0-0	2	1	0	0	0	0	0
11/26	Hawaii	*	19	4-6	0-0	0-0	5	3	0	1	0	1	8
11/29	Texas A&M-Commerce	*	19	2-2	0-0	3-4	6	1	0	1	0	0	7
12/1	Southern Miss	*	23	10-10	0-0	2-5	9	0	1	0	1	4	22
12/4	at Jacksonville State	*	30	7-10	0-0	1-2	5	3	1	4	2	1	15
12/14	Tarleton	*	24	5-6	0-0	4-4	9	4	0	1	0	1	14
12/17	at Tarleton	*	22	2-4	0-0	0-0	1	4	0	1	3	1	4
12/21	SIUE	*	28	6-8	0-0	2-5	9	4	0	1	1	0	14

## FRANKLIN'S SEASON HIGHS

MINUTES.....	37* at Wichita State (11/13/21)
POINTS.....	22 vs. Southern Miss (12/1/21)
REBOUNDS.....	12 at Wichita State (11/13/21)
ASSISTS.....	2* at Wichita State (11/13/21)
BLOCKS.....	3* at Tarleton (12/17/21)
STEALS.....	4* vs. Southern Miss (12/1/21)
FIELD GOALS MADE.....	10 vs. Southern Miss (12/1/21)
FIELD GOALS ATTEMPTED.....	11 at Wichita State (11/13/21)
3PT FIELD GOALS MADE.....	0 at Wichita State (11/13/21)
3PT FIELD GOALS ATTEMPTED.....	1 at Wichita State (11/13/21)
FREE THROWS MADE.....	4* vs. Tarleton (12/14/21)
FREE THROWS ATTEMPTED.....	5** vs. SIUE (12/21/21)

## FRANKLIN'S CAREER HIGHS

MINUTES.....	37* at Wichita State (11/13/21)
POINTS.....	22 vs. Southern Miss (12/1/21)
REBOUNDS.....	12 at Wichita State (11/13/21)
ASSISTS.....	2** at Wichita State (11/13/21)
BLOCKS.....	3** at Tarleton (12/17/21)
STEALS.....	4* vs. Southern Miss (12/1/21)
FIELD GOALS MADE.....	10 vs. Southern Miss (12/1/21)
FIELD GOALS ATTEMPTED.....	11 at Wichita State (11/13/21)
3PT FIELD GOALS MADE.....	2 at Arkansas (1/20/21)
3PT FIELD GOALS ATTEMPTED.....	2 at Arkansas (1/20/21)
FREE THROWS MADE.....	4** vs. Tarleton (12/14/21)
FREE THROWS ATTEMPTED.....	5** vs. SIUE (12/21/21)

\* Indicates how many previous times that total occurred

				Field Goals		3-Point		F-Throws		Rebounds				Scoring						
SEASON	TEAM	GP-GS	MIN/AVG	FG-FGA	FG%	3FG-3FGA	3FG%	FT-FTA	FT%	OFF	DEF	TOT	AVG	PF-FO	A	TO	BLK	STL	PTS	AVG
2019-20	AUB	5-0	6/1.2	0-0	.000	0-0	.000	0-0	.000	0	1	1	0.2	0-0	1	1	0	0	0	0.0
2020-21	AUB	23-0	123/5.4	11-29	.379	2-8	.250	5-10	.500	15	22	37	1.6	8-0	4	9	11	3	29	1.3
2021-22	USA	13-12	302/23.2	57-85	.671	0-1	.000	19-31	.613	31	52	83	6.4	27-0	7	16	12	13	133	10.2
TOTAL FOR USA		13-12	302/23.2	57-85	.671	0-1	.000	19-31	.613	31	52	83	6.4	27-0	7	16	12	13	133	10.2
TOTAL		41-12	432/10.5	68-114	.596	2-9	.222	24-41	.585	46	75	121	3.0	35-0	12	26	23	16	162	4.0

# Adam Sizemore

#14

Guard

Junior

5-9 • 166

London, Ky. / North Laurel HS

## 2021-22 Notes

- Pulled down a rebound against Spring Hill (11/9) and Mobile (11/20)
- Hit his first three-pointer of the season and second of career vs. William Carey (11/22)

## 2020-21 Notes

- Appeared in eight games
- Credited with two rebounds and one assist

## 2019-20 Notes

- Appeared in seven contests his first season with the program, recording five points, three assists and a rebound
- Made his first career 3-point attempt and had two assists vs. Pikeville (11/6)
- Saw three minutes of action in Spring Hill (11/19) victory
- Played four minutes in win over Mobile (12/28), making his only shot from the field while also handing out an assist

## High School

- Graduate of North Laurel High School
- Earned five varsity letters
- Ended career ranked 13th on KHSAA all-time assist charts with 629
- Led Jaguars to more than 100 victories

## 2021-22 GAME-BY-GAME STATS

Date	Opponent	S	MP	FG-A	3P-A	FT-A	R	PF	A	TO	B	ST	P
11/9	Spring Hill	5	0-2	0-2	0-0	1	0	0	0	0	0	0	1
11/20	Mobile	3	0-0	0-0	0-0	1	0	0	0	0	0	0	0
11/22	William Carey	3	1-3	1-3	0-0	0	0	1	0	0	0	0	3
12/1	Southern Miss	2	0-1	0-1	0-0	0	0	0	0	0	0	0	0
12/21	SIUE	1	0-0	0-0	0-0	0	0	0	0	0	0	0	0

## SIZEMORE'S SEASON HIGHS

MINUTES	.....	5 vs. Spring Hill (11/9/21)
POINTS	.....	3 vs. William Carey (11/22/21)
REBOUNDS	.....	1* vs. Mobile (11/20/21)
ASSISTS	.....	1 vs. William Carey (11/22/21)
BLOCKS	.....	none
STEALS	.....	none
FIELD GOALS MADE	.....	1 vs. William Carey (11/22/21)
FIELD GOALS ATTEMPTED	.....	3 vs. William Carey (11/22/21)
3PT FIELD GOALS MADE	.....	1 vs. William Carey (11/22/21)
3PT FIELD GOALS ATTEMPTED	.....	3 vs. William Carey (11/22/21)
FREE THROWS MADE	.....	none
FREE THROWS ATTEMPTED	.....	none

## SIZEMORE'S CAREER HIGHS

MINUTES	.....	6 vs. Pikeville (11/6/19)
POINTS	.....	3* vs. William Carey (11/22/21)
REBOUNDS	.....	2 vs. Emmanuel (Ga.) (12/1/20)
ASSISTS	.....	2 vs. Pikeville (11/6/19)
BLOCKS	.....	0 vs. Pikeville (11/6/19)
STEALS	.....	1 vs. Arkansas State (1/9/20)
FIELD GOALS MADE	.....	1* vs. William Carey (11/22/21)
FIELD GOALS ATTEMPTED	.....	3* vs. William Carey (11/22/21)
3PT FIELD GOALS MADE	.....	1* vs. William Carey (11/22/21)
3PT FIELD GOALS ATTEMPTED	.....	3 vs. William Carey (11/22/21)
FREE THROWS MADE	.....	0 vs. Pikeville (11/6/19)
FREE THROWS ATTEMPTED	.....	0 vs. Pikeville (11/6/19)

\* Indicates how many previous times that total occurred

				Field Goals		3-Point		F-Throws		Rebounds								Scoring		
SEASON	TEAM	GP-GS	MIN/AVG	FG-FGA	FG%	3FG-3FGA	3FG%	FT-FTA	FT%	OFF	DEF	TOT	AVG	PF-FO	A	TO	BLK	STL	PTS	AVG
2019-20	USA	7-0	17/2.4	2-4	.500	1-2	.500	0-0	.000	0	1	1	0.1	0-0	3	1	0	1	5	0.7
2020-21	USA	8-0	11/1.4	0-1	.000	0-1	.000	0-0	.000	0	2	2	0.3	0-0	1	1	0	0	0	0.0
2021-22	USA	5-0	15/3.0	1-6	.167	1-6	.167	0-0	.000	0	2	2	0.4	0-0	1	0	0	0	3	0.6
TOTAL		20-0	43/2.1	3-11	.273	2-9	.222	0-0	.000	0	5	5	0.3	0-0	5	2	0	1	8	0.4

# Marshall Kearing

#20

Forward

Junior

6-9 • 225

Perth, Australia / State College of Florida

## 2021-22 Notes

- Scored four points and had five rebounds in his Jag debut
- Posted career-highs in points (14), rebounds (16), steals (3) and assists (2) vs. Mobile
- Earned his first double-double vs. Mobile (11/20)
- Posted his second consecutive double-double vs. William Carey (11/22)

## JUCO Notes

- Averaged 11.9 points, 7.2 rebounds and region-best 2.8 blocks per game
- Shot 61.5 percent from the field at State College of Florida last season
- Recorded seven double-doubles
- Scored 10 or more points 20 times
- Voted first-team all-Suncoast Conference
- Considered by 247sports.com as the third best junior college recruit in the state and 10th in the country

## High School Notes

- Averaged 10 points, nine rebounds, and two blocks in two seasons at Willetton Senior HS

## 2021-22 GAME-BY-GAME STATS

Date	Opponent	S	MP	FG-A	3P-A	FT-A	R	PF	A	TO	B	ST	P
11/9	Spring Hill		12	2-4	0-0	0-0	5	2	0	0	1	0	4
11/16	at Alabama		1	0-1	0-0	0-0	1	0	0	0	0	0	0
11/20	Mobile	*	29	6-11	0-0	2-2	16	1	2	1	0	3	14
11/22	William Carey		20	5-5	0-0	1-2	10	3	1	0	2	1	11
11/25	San Diego		8	1-1	0-0	0-0	2	0	0	0	0	0	2
11/26	Hawaii		12	0-0	0-0	0-0	0	2	0	1	2	1	0
11/29	Texas A&M-Commerce		8	0-0	0-0	0-0	2	1	1	0	0	0	0
12/1	Southern Miss		11	0-1	0-0	0-0	1	3	1	0	0	0	0
12/4	at Jacksonville State		5	1-1	0-0	0-0	1	0	0	0	0	1	2
12/21	SIUE		4	0-1	0-0	0-0	1	1	0	0	0	0	0

## KEARING'S SEASON HIGHS

MINUTES.....	29 vs. Mobile (11/20/21)
POINTS.....	14 vs. Mobile (11/20/21)
REBOUNDS.....	16 vs. Mobile (11/20/21)
ASSISTS.....	2 vs. Mobile (11/20/21)
BLOCKS.....	2* vs. Hawaii (11/26/21)
STEALS.....	3 vs. Mobile (11/20/21)
FIELD GOALS MADE.....	6 vs. Mobile (11/20/21)
FIELD GOALS ATTEMPTED.....	11 vs. Mobile (11/20/21)
3PT FIELD GOALS MADE.....	none
3PT FIELD GOALS ATTEMPTED.....	none
FREE THROWS MADE.....	2 vs. Mobile (11/20/21)
FREE THROWS ATTEMPTED.....	2 vs. Mobile (11/20/21)

## KEARING'S CAREER HIGHS

MINUTES.....	29 vs. Mobile (11/20/21)
POINTS.....	14 vs. Mobile (11/20/21)
REBOUNDS.....	16 vs. Mobile (11/20/21)
ASSISTS.....	2 vs. Mobile (11/20/21)
BLOCKS.....	2* vs. Hawaii (11/26/21)
STEALS.....	3 vs. Mobile (11/20/21)
FIELD GOALS MADE.....	6 vs. Mobile (11/20/21)
FIELD GOALS ATTEMPTED.....	11 vs. Mobile (11/20/21)
3PT FIELD GOALS MADE.....	none
3PT FIELD GOALS ATTEMPTED.....	none
FREE THROWS MADE.....	2 vs. Mobile (11/20/21)
FREE THROWS ATTEMPTED.....	2 vs. Mobile (11/20/21)

\* Indicates how many previous times that total occurred

				Field Goals		3-Point		F-Throws		Rebounds								Scoring		
SEASON	TEAM	GP-GS	MIN/AVG	FG-FGA	FG%	3FG-3FGA	3FG%	FT-FTA	FT%	OFF	DEF	TOT	AVG	PF-FO	A	TO	BLK	STL	PTS	AVG
2021-22	USA	10-1	113/11.3	15-25	.600	0-0	.000	3-4	.750	19	20	39	3.9	13-0	5	2	5	6	33	3.3
TOTAL		10-1	113/11.3	15-25	.600	0-0	.000	3-4	.750	19	20	39	3.9	13-0	5	2	5	6	33	3.3

# Charles Manning Jr.

#21

Guard

Senior

6-4 • 193

Riverhead, N.Y. / LSU

## 2021-22 Notes

- Scored nine points, two assists and added two steals in season debut (11/9)
- Added 13 points at Wichita State (11/13)
- Had 23 points, six rebounds and four assists at No. 14 Alabama (11/16)
- Posted a then career-high five assists vs. Mobile (11/20)
- Scored a career-high 25 points in the Las Vegas Classic championship game vs. Hawaii; also added a career-best seven rebounds
- Named tournament MVP at Las Vegas Classic
- Scored in double figures in seven consecutive games (11/13-11/29)
- Scored 20 points, five assists and a career-best five blocks against Texas A&M-Commerce (11/29)
- Named SBC POTW on 11/30
- Scored a game-high 22 points at Jacksonville State (12/4)
- Set career-highs with eight rebounds and six blocks vs. Tarleton (12/4)
- Dished out a career-best six assists vs. SIUE (12/21)

## 2020-21 Notes (at LSU)

- Appeared in six games with one start
- Posted 25 points, 18 rebounds, five assists and three steals during the season
- Averaged 18 minutes per outing
- Scored a season-best nine points and grabbed four rebounds in a win over Texas A&M

## 2019-20 Notes (at LSU)

- Averaged 7.9 points and 3.2 rebounds per game
- Credited with 20 assists, 20 blocks and 10 steals
- Shot 50 percent from the field
- Appeared in 19 games while averaging 22 minutes per contest
- Scored in double digits six times
- Career high 16 points in a win over UMBC

## JUCO Notes

- Third-team National Junior College Athletic Association All-American
- Averaged 16.8 points, 4.8 rebounds, 3.1 assists and 1.1 steals per game
- Helped lead Florida Southwestern State C.C. to the Suncoast Conference championship and a fifth-place finish at the NJCAA Tournament
- Averaged 12.4 points and 4.9 rebounds per contest and finished second-team all-league as a freshman

## High School

- Averaged 14 points, six rebounds and 2.5 steals per game
- Led Bridgehampton H.S. to first title in 17 years going 22-2 overall

## 2021-22 GAME-BY-GAME STATS

Date	Opponent	S	MP	FG-A	3P-A	FT-A	R	PF	A	TO	B	ST	P
11/9	Spring Hill	*	19	4-11	1-5	0-0	2	1	2	1	1	2	9
11/13	at Wichita State		30	6-16	1-5	0-0	4	4	1	7	0	1	13
11/16	at Alabama	*	38	7-18	2-7	7-8	6	2	4	7	1	1	23
11/20	Mobile	*	26	5-10	0-1	3-4	5	2	5	1	0	1	13
11/22	William Carey	*	24	6-14	2-6	4-4	4	2	4	2	0	3	18
11/25	San Diego	*	35	10-20	1-2	0-2	2	3	5	3	0	0	21
11/26	Hawaii	*	37	10-18	1-3	4-5	7	3	2	4	0	1	25
11/29	Texas A&M-Commerce	*	39	6-16	0-3	8-9	1	1	5	4	5	3	20
12/1	Southern Miss	*	5	3-4	1-2	0-0	0	2	0	0	0	1	7
12/4	at Jacksonville State	*	26	8-12	1-1	5-5	4	4	2	5	1	1	22
12/14	Tarleton	*	36	5-10	1-4	6-9	8	2	5	5	6	0	17
12/21	SIUE	*	32	6-12	0-2	7-9	3	1	6	3	1	3	19

## MANNING JR.'S SEASON HIGHS

MINUTES.....	39 vs. Texas A&M-Commerce (11/29/21)
POINTS.....	25 vs. Hawaii (11/26/21)
REBOUNDS.....	8 vs. Tarleton (12/14/21)
ASSISTS.....	6 vs. SIUE (12/21/21)
BLOCKS.....	6 vs. Tarleton (12/14/21)
STEALS.....	3****vs. Texas A&M-Commerce (11/29/21)
FIELD GOALS MADE.....	10* vs. Hawaii (11/26/21)
FIELD GOALS ATTEMPTED.....	20 vs. San Diego (11/25/21)
3PT FIELD GOALS MADE.....	2* vs. William Carey (11/22/21)
3PT FIELD GOALS ATTEMPTED.....	7 at Alabama (11/16/21)
FREE THROWS MADE.....	8 vs. Texas A&M-Commerce (11/29/21)
FREE THROWS ATTEMPTED.....	9** vs. SIUE (12/21/21)

## MANNING JR.'S CAREER HIGHS

MINUTES.....	39 vs. Texas A&M-Commerce (11/29/21)
POINTS.....	25 vs. Hawaii (11/26/21)
REBOUNDS.....	8 vs. Tarleton (12/14/21)
ASSISTS.....	6 vs. SIUE (12/21/21)
BLOCKS.....	6 vs. Tarleton (12/14/21)
STEALS.....	3****vs. Texas A&M-Commerce (11/29/21)
FIELD GOALS MADE.....	10* vs. Hawaii (11/26/21)
FIELD GOALS ATTEMPTED.....	20 vs. San Diego (11/25/21)
3PT FIELD GOALS MADE.....	3 vs. Kentucky (2/8/20)
3PT FIELD GOALS ATTEMPTED.....	7 at Alabama (11/16/21)
FREE THROWS MADE.....	8 vs. Texas A&M-Commerce (11/29/21)
FREE THROWS ATTEMPTED.....	9** vs. SIUE (12/21/21)

\* Indicates how many previous times that total occurred

				Field Goals		3-Point		F-Throws		Rebounds									Scoring	
SEASON	TEAM	GP-GS	MIN/AVG	FG-FGA	FG%	3FG-3FGA	3FG%	FT-FTA	FT%	OFF	DEF	TOT	AVG	PF-FO	A	TO	BLK	STL	PTS	AVG
2019-20	LSU	19-3	430/22.6	60-120	.500	13-32	.406	17-25	.680	13	47	60	3.2	33-0	20	20	20	10	150	7.9
2020-21	LSU	6-1	107/17.8	12-29	.414	0-6	.000	1-1	1.000	6	12	18	3.0	8-0	5	4	1	3	25	4.2
2021-22	USA	12-11	349/29.1	76-161	.472	11-41	.268	44-55	.800	7	39	46	3.8	27-0	41	42	15	17	207	17.3
TOTAL FOR USA		12-11	349/29.1	76-161	.472	11-41	.268	44-55	.800	7	39	46	3.8	27-0	41	42	15	17	207	17.3
TOTAL		37-15	886/23.9	148-310	.477	24-79	.304	62-81	.765	26	98	124	3.4	68-0	66	66	36	30	382	10.3



# Jay Jay Chandler

#22

Guard

Graduate Senior

6-4 • 180

Katy, Texas / Texas A&M

## 2021-22 Notes

- Chandler tied a career-high in points (21), free throws (8) and free throw attempts (13) on 6-for-13 shooting vs. Spring Hill (11/9)
- Led USA with 15 points vs. Mobile (11/16)
- Posted a then career-high 22 points on 7-of-10 shooting vs. William Carey (11/22)
- Had a career-best five steals vs. San Diego (11/25)
- Dished out a career-high six assists vs. Southern Miss (12/1)
- Went a perfect 8-for-8 at the free throw line at Jacksonville State (12/4)
- Set a career-high with 23 points on 9-of-15 shooting at Tarleton (12/17)

## 2020-21 Notes (at Texas A&M)

- Averaged 8.2 points and 2.5 rebounds per game
- Added 17 assists and 11 steals
- Scored in double figures in eight of his 17 appearances
- Posted a season-best 21 points against LSU on 8-for-20 shooting, including five three-pointers

## 2019-20 Notes (at Texas A&M)

- Posted 6.1 points and 1.9 rebounds per game
- Added 31 assists and 22 steals in 29 games

## 2018-19 Notes (at Texas A&M)

- Averaged 8.3 points and 3.2 rebounds per game
- Added 41 assists and 39 steals

## 2017-18 Notes (at Texas A&M)

- Averaged 3.7 points and 1.2 rebounds per game
- Added 24 assists and 10 steals
- Appeared in 33 games as Texas A&M went 22-13 and advanced to the Sweet 16 of the NCAA Tournament

## High School Notes

- Four-star prospect out of Cinco Ranch High School
- Earned all-state honors last two years
- Averaged 25.2 points, 7.8 rebounds, 4.6 assists and 2.8 steals as a senior
- Helped lead the Cougars to a 27-6 record and a district title

## 2021-22 GAME-BY-GAME STATS

Date	Opponent	S	MP	FG-A	3P-A	FT-A	R	PF	A	TO	B	ST	P
11/9	Spring Hill	*	19	6-13	1-4	8-13	7	3	3	1	1	3	21
11/13	at Wichita State	*	31	3-12	0-2	2-2	2	1	1	3	0	0	8
11/16	at Alabama	*	19	3-7	0-1	0-0	4	5	0	4	0	0	6
11/20	Mobile	*	27	5-11	2-4	3-4	4	1	2	0	0	1	15
11/22	William Carey	*	28	7-10	3-5	5-7	4	0	3	2	0	1	22
11/25	San Diego	*	37	9-22	2-5	1-1	6	3	4	4	0	5	21
11/26	Hawaii	*	31	3-10	0-3	4-5	2	4	4	1	0	3	10
11/29	Texas A&M-Commerce	*	34	6-11	1-3	0-0	7	0	3	1	0	1	13
12/1	Southern Miss	*	29	7-11	1-2	1-1	4	3	6	5	0	0	16
12/4	at Jacksonville State	*	37	2-8	0-2	8-8	7	1	1	4	0	1	12
12/14	Tarleton	*	31	3-11	2-5	5-6	1	4	2	6	0	1	13
12/17	at Tarleton	*	31	9-15	4-6	1-2	2	4	1	1	0	2	23
12/21	SIUE	*	35	8-16	2-5	4-5	2	1	1	3	0	2	22

## CHANDLER'S SEASON HIGHS

MINUTES.....	37 vs. San Diego (11/25/21)
POINTS.....	23 at Tarleton (12/17/21)
REBOUNDS.....	7* at Jacksonville State (12/4/21)
ASSISTS.....	6 vs. Southern Miss (12/1/21)
BLOCKS.....	1 vs. Spring Hill (11/9/21)
STEALS.....	5 vs. Hawaii (11/26/21)
FIELD GOALS MADE.....	9 at Tarleton (12/17/21)
FIELD GOALS ATTEMPTED.....	16 vs. SIUE (12/21/21)
3PT FIELD GOALS MADE.....	4 at Tarleton (12/17/21)
3PT FIELD GOALS ATTEMPTED.....	6 at Tarleton (12/17/21)
FREE THROWS MADE.....	8* at Jacksonville State (12/4/21)
FREE THROWS ATTEMPTED.....	13 vs. Spring Hill (11/9/21)

## CHANDLER'S CAREER HIGHS

MINUTES.....	37 vs. San Diego (11/25/21)
POINTS.....	23 at Tarleton (12/17/21)
REBOUNDS.....	8 vs. Washington (11/20/18)
ASSISTS.....	6 vs. Southern Miss (12/1/21)
BLOCKS.....	2 vs. Savannah State (11/7/18)
STEALS.....	5* vs. Hawaii (11/26/21)
FIELD GOALS MADE.....	9 at Tarleton (12/17/21)
FIELD GOALS ATTEMPTED.....	20 vs. LSU (1/26/21)
3PT FIELD GOALS MADE.....	5 vs. LSU (1/26/21)
3PT FIELD GOALS ATTEMPTED.....	14 vs. LSU (1/26/21)
FREE THROWS MADE.....	8* at Jacksonville State (12/4/21)
FREE THROWS ATTEMPTED.....	13* vs. Spring Hill (11/9/21)

\* Indicates how many previous times that total occurred

				Field Goals		3-Point		F-Throws		Rebounds				Scoring						
SEASON	TEAM	GP-GS	MIN/AVG	FG-FGA	FG%	3FG-3FGA	3FG%	FT-FTA	FT%	OFF	DEF	TOT	AVG	PF-FO	A	TO	BLK	STL	PTS	AVG
2017-18	TA&M	33-4	377/11.4	42-111	.378	10-41	.244	29-40	.725	15	23	38	1.2	43-0	24	24	1	10	123	3.7
2018-19	TA&M	31-18	735/23.7	91-206	.442	19-64	.297	55-78	.705	21	77	98	3.2	84-2	41	45	6	39	256	8.3
2019-20	TA&M	29-7	595/20.5	51-153	.333	30-94	.319	45-57	.789	9	47	56	1.9	66-2	31	53	1	22	177	6.1
2020-21	TA&M	17-5	348/20.4	47-139	.338	24-91	.264	21-25	.840	8	35	43	2.5	35-0	17	24	0	11	139	8.2
2021-22	USA	13-13	394/30.3	71-157	.452	18-47	.383	42-54	.778	5	47	52	4.0	30-1	31	35	1	20	202	15.5
TOTAL FOR USA		13-13	394/30.3	71-157	.452	18-47	.383	42-54	.778	5	47	52	4.0	30-1	31	35	1	20	202	15.5
TOTAL		123-47	2448/19.9	302-766	.394	101-337	.300	192-254	.756	58	229	287	2.3	258-5	144	181	9	102	897	7.3



# Tyler Shirley

#24

Forward

Freshman

6-6 • 212

Gary, Ind. / Pebblebrook HS

## 2021-22 Notes

- Added four points, three rebounds and two assists in his debut (11/9)
- Scored three points vs. Mobile (11/20)
- Hit a three-pointer vs. Southern Miss (12/1)
- Grabbed a steal vs. SIUE (12/21)

## High School Notes

- Averaged 12 points and 11 rebounds per contest
- Rated among the top 25 prospects in Georgia
- Top 60 small forward nationally according to 247sports.com

## 2021-22 GAME-BY-GAME STATS

Date	Opponent	S	MP	FG-A	3P-A	FT-A	R	PF	A	TO	B	ST	P
11/9	Spring Hill	11	2-4	0-2	0-0	3	0	2	1	0	0	4	
11/16	at Alabama	1	0-0	0-0	0-0	0	0	0	0	0	0	0	
11/20	Mobile	13	1-6	0-4	1-2	2	1	0	0	0	0	3	
11/22	William Carey	8	0-2	0-2	1-2	3	0	2	1	0	1	1	
12/1	Southern Miss	6	1-2	1-2	0-0	0	1	0	1	0	0	3	
12/21	SIUE	1	0-1	0-1	0-0	0	0	0	0	0	1	0	

## SHIRLEY'S SEASON HIGHS

MINUTES	11 vs. Spring Hill (11/9/21)
POINTS	4 vs. Spring Hill (11/9/21)
REBOUNDS	3 vs. Spring Hill (11/9/21)
ASSISTS	2 vs. Spring Hill (11/9/21)
BLOCKS	none
STEALS	1* vs. SIUE (12/21/21)
FIELD GOALS MADE	2 vs. Spring Hill (11/9/21)
FIELD GOALS ATTEMPTED	6 vs. Mobile (11/20/21)
3PT FIELD GOALS MADE	1 vs. Southern Miss (12/1/21)
3PT FIELD GOALS ATTEMPTED	4 vs. Mobile (11/20/21)
FREE THROWS MADE	1* vs. William Carey (11/22/21)
FREE THROWS ATTEMPTED	2* vs. William Carey (11/22/21)

## SHIRLEY'S CAREER HIGHS

MINUTES	11 vs. Spring Hill (11/9/21)
POINTS	4 vs. Spring Hill (11/9/21)
REBOUNDS	3 vs. Spring Hill (11/9/21)
ASSISTS	2 vs. Spring Hill (11/9/21)
BLOCKS	none
STEALS	1* vs. SIUE (12/21/21)
FIELD GOALS MADE	2 vs. Spring Hill (11/9/21)
FIELD GOALS ATTEMPTED	6 vs. Mobile (11/20/21)
3PT FIELD GOALS MADE	1 vs. Southern Miss (12/1/21)
3PT FIELD GOALS ATTEMPTED	4 vs. Mobile (11/20/21)
FREE THROWS MADE	1* vs. William Carey (11/22/21)
FREE THROWS ATTEMPTED	2* vs. William Carey (11/22/21)

\* Indicates how many previous times that total occurred

				Field Goals		3-Point		F-Throws		Rebounds								Scoring		
SEASON	TEAM	GP-GS	MIN/AVG	FG-FGA	FG%	3FG-3FGA	3FG%	FT-FTA	FT%	OFF	DEF	TOT	AVG	PF-FO	A	TO	BLK	STL	PTS	AVG
2021-22	USA	6-0	42/7.0	4-15	.267	1-11	.091	2-4	.500	5	3	8	1.3	2-0	4	3	0	2	11	1.8
TOTAL		6-0	42/7.0	4-15	.267	1-11	.091	2-4	.500	5	3	8	1.3	2-0	4	3	0	2	11	1.8

# Jamal West

#25

Forward

Sophomore

6-5 • 224

Baltimore, Md. / St. Frances Academy

## 2021-22 Notes

- Pulled down a team-high five offensive rebounds vs. Spring Hill (11/9)
- Added nine points and five rebounds in 11 minutes vs. Mobile (11/20)
- Blocked a season-best two shots vs. Southern Miss (12/1)

## 2020-21 Notes

- Appeared in 27 games, making 17 starts
- Averaged 5.7 points and 6.3 rebounds per game
- Led the team in rebounds
- Finished 10th in rebounding in the Sun Belt
- Second on the team with a 49.0 field goal percentage
- Led team in offensive rebounds with 70
- Led team in blocks with 28
- Finished eighth in the Sun Belt with 1.0 blocks per game

## High School Notes

- Was considered the No. 9 player in the state of Maryland and rated two stars by 247Sports
- Named the Baltimore Catholic League Player of the Year as a senior after posting 16 points, 8.7 rebounds, 1.6 assists and a block per game
- Helped lead St. Frances Academy to a 38-4 finish and the BCL championship
- Recorded 12 double-doubles, including six in a row the final two weeks of January
- Finished with 34 points and 14 boards in a February victory over Our Lady of Mount Carmel, following up with a 21-point, 17-rebound performance in the Panthers next win over Gerstell Academy
- Had 22 points and 11 rebounds in a 19-point defeat of Oak Hill Academy as well
- Averaged 12.9 points and 7.4 rebounds per game and led the Panthers to a BCL title after scoring 28 points in the championship game his junior season
- Earlier in the year, scored 42 points against Annapolis Area Christian
- As a sophomore, he helped Dunbar High School to a 1A state crown

## 2021-22 GAME-BY-GAME STATS

Date	Opponent	S	MP	FG-A	3P-A	FT-A	R	PF	A	TO	B	ST	P
11/9	Spring Hill	22	1-4	0-0	3-6	8	3	0	0	1	0	5	
11/13	at Wichita State	2	0-0	0-0	0-0	0	0	1	0	0	0	0	
11/16	at Alabama	2	0-0	0-0	0-0	0	0	0	0	0	0	0	
11/20	Mobile	11	2-5	0-0	5-8	5	2	1	0	0	0	9	
11/22	William Carey	6	2-3	0-0	2-2	4	1	0	1	0	0	6	
12/1	Southern Miss	10	0-2	0-0	1-2	3	1	1	0	2	0	1	
12/14	Tarleton	6	0-0	0-0	0-1	2	1	0	1	1	0	0	
12/17	at Tarleton	12	0-2	0-0	4-6	2	3	0	3	1	1	4	
12/21	SIUE	2	0-0	0-0	0-0	0	0	0	0	1	0	0	

## WEST'S SEASON HIGHS

MINUTES	22 vs. Spring Hill (11/9/21)
POINTS	9 vs. Mobile (11/20/21)
REBOUNDS	8 vs. Spring Hill (11/9/21)
ASSISTS	1* vs. Mobile (11/20/21)
BLOCKS	2 vs. Southern Miss (12/1/21)
STEALS	1 at Tarleton (12/17/21)
FIELD GOALS MADE	2 vs. Mobile (11/20/21)
FIELD GOALS ATTEMPTED	5 vs. Mobile (11/20/21)
3PT FIELD GOALS MADE	none
3PT FIELD GOALS ATTEMPTED	none
FREE THROWS MADE	5 vs. Mobile (11/20/21)
FREE THROWS ATTEMPTED	8 vs. Mobile (11/20/21)

## WEST'S CAREER HIGHS

MINUTES	45 vs. Georgia Southern (1/22/21)
POINTS	14 vs. Georgia State (2/27/21)
REBOUNDS	13 vs. Appalachian State (1/15/21)
ASSISTS	2 vs. Georgia State (2/27/21)
BLOCKS	3 vs. Appalachian State (2/20/21)
STEALS	2 vs. Emmanuel (GA) (12/1/20)
FIELD GOALS MADE	6 vs. Georgia State (2/27/21)
FIELD GOALS ATTEMPTED	10 vs. Appalachian State (2/19/21)
3PT FIELD GOALS MADE	0 vs. Louisiana (3/6/21)
3PT FIELD GOALS ATTEMPTED	1 vs. Appalachian State (2/19/21)
FREE THROWS MADE	10 vs. Emmanuel (GA) (12/1/21)
FREE THROWS ATTEMPTED	16 vs. Emmanuel (GA) (12/1/21)

\* Indicates how many previous times that total occurred

				Field Goals		3-Point		F-Throws		Rebounds				Scoring						
SEASON	TEAM	GP-GS	MIN/AVG	FG-FGA	FG%	3FG-3FGA	3FG%	FT-FTA	FT%	OFF	DEF	TOT	AVG	PF-FO	A	TO	BLK	STL	PTS	AVG
2020-21	USA	27-17	718/26.6	51-104	.490	0-1	.000	51-89	.573	70	99	169	6.3	66-2	18	32	28	11	153	5.7
2021-22	USA	9-0	76/8.4	5-16	.313	0-0	.000	15-25	.600	14	10	24	2.7	11-0	3	5	6	1	25	2.8
TOTAL		36-17	794/22.0	56-120	.467	0-1	.000	66-114	.579	84	109	193	5.4	77-2	21	37	34	12	178	4.9

# SOUTH ALABAMA OVERALL STATISTICS

## Game Records

Record	Overall	Home	Away	Neutral
ALL GAMES	10-3	7-0	1-3	2-0
CONFERENCE	0-0	0-0	0-0	0-0
NON-CONFERENCE	10-3	7-0	1-3	2-0

## Score by Periods

Team	1st	2nd	OT	TOT
South Alabama	466	509	0	975
Opponents	377	416	0	793

## Team Box Score

No.	Player				Total		3-Point		F-Throw		Rebounds													
		GP-GS	MIN	AVG	FG-FGA	FG%	3FG-3FGA	3FG%	FT-FTA	FT%	OFF	DEF	TOT	AVG	PF	DQ	A	TO	BLK	STL	PTS	AVG		
21	MANNING, JR., Charles	12-11	348:53	29.1	76-161	.472	11-41	.268	44-55	.800	7	39	46	3.8	27	0	41	42	15	17	207	17.3		
22	CHANDLER, Jay Jay	13-13	393:47	30.3	71-157	.452	18-47	.383	42-54	.778	5	47	52	4.0	30	1	31	35	1	20	202	15.5		
13	FRANKLIN, Javon	13-12	302:04	23.2	57-85	.671	0-1	.000	19-31	.613	31	52	83	6.4	27	0	7	16	12	13	133	10.2		
12	ANDERSON, Alex	13-10	406:36	31.3	53-94	.564	0-0	.000	16-38	.421	26	34	60	4.6	31	0	13	21	7	9	122	9.4		
10	SMITH, Diante	13-3	384:47	29.6	36-93	.387	21-58	.362	15-23	.652	10	47	57	4.4	24	1	18	23	7	19	108	8.3		
4	GONCALVES, Kayo	13-13	401:19	30.9	31-94	.330	25-82	.305	5-5	1.000	3	55	58	4.5	38	0	6	11	7	12	92	7.1		
0	JONES, Tyrell	2-2	36:18	18.2	3-7	.429	1-2	.500	3-4	.750	1	7	8	4.0	1	0	6	3	0	1	10	5.0		
1	THOMAS, Lance	8-0	80:25	10.1	11-27	.407	6-17	.353	1-2	.500	3	7	10	1.3	14	1	2	5	7	1	29	3.6		
20	KEARING, Marshall	10-1	113:28	11.3	15-25	.600	0-0	.000	3-4	.750	19	20	39	3.9	13	0	5	2	5	6	33	3.3		
25	WEST, Jamal	9-0	75:32	8.4	5-16	.313	0-0	.000	15-25	.600	14	10	24	2.7	11	0	3	5	6	1	25	2.8		
24	SHIRLEY, Tyler	6-0	42:05	7.0	4-15	.267	1-11	.091	2-4	.500	5	3	8	1.3	2	0	4	3	0	2	11	1.8		
14	SIZEMORE, Adam	5-0	14:45	3.0	1-6	.167	1-6	.167	0-0	.000	0	2	2	0.4	0	0	1	0	0	0	3	0.6		
Team											17	17	34					6						
Total		13	2600		363-780	.465	84-265	.317	165-245	.673	141	340	481	37.0	218	3	137	172	67	101	975	75.0		
Opponents		13	2600		292-719	.406	82-267	.307	127-193	.658	119	312	431	33.2	229	0	148	224	38	73	793	61.0		












## Team Statistics

	USA	OPP
<b>Scoring</b>	<b>975</b>	<b>793</b>
Points per game	75.0	61.0
Scoring margin	+14.0	-
<b>Field goals-att</b>	<b>363-780</b>	<b>292-719</b>
Field goal pct	.465	.406
<b>3 point fg-att</b>	<b>84-265</b>	<b>82-267</b>
3-point FG pct	.317	.307
3-pt FG made per game	6.5	6.3
<b>Free throws-att</b>	<b>165-245</b>	<b>127-193</b>
Free throw pct	.673	.658
F-Throws made per game	12.7	9.8
<b>Rebounds</b>	<b>481</b>	<b>431</b>
Rebounds per game	37.0	33.2
Rebounding margin	+3.8	-
<b>Assists</b>	<b>137</b>	<b>148</b>
Assists per game	10.5	11.4
<b>Turnovers</b>	<b>172</b>	<b>224</b>
Turnovers per game	13.2	17.2
Turnover margin	+4.0	-
Assist/turnover ratio	0.8	0.7
<b>Steals</b>	<b>101</b>	<b>73</b>
Steals per game	7.8	5.6
<b>Blocks</b>	<b>67</b>	<b>38</b>
Blocks per game	5.2	2.9
<b>Winning streak</b>	<b>1</b>	<b>-</b>
Home win streak	7	-
<b>Attendance</b>	<b>12445</b>	<b>19151</b>
Home games-Avg/Game	7-1778	4-4788
Neutral site-Avg/Game	-	2-0




## Team Results

Date	Opponent		Score	Att.
11/09/2021	Spring Hill	W	102-41	2037
11/13/2021	at Wichita St.	L	58-64	8507
11/16/2021	at Alabama	L	68-73	9038
11/20/2021	Mobile	W	78-45	1549
11/22/2021	William Carey	W	96-53	1386
11/25/2021	vs San Diego	W	68-67	0
11/26/2021	vs Hawaii	W	72-69	0
11/29/2021	Tex. A&M-Commerce	W	69-66	1654
12/01/2021	Southern Miss.	W	85-55	2418
12/04/2021	at Jacksonville St.	W	74-64	804
12/14/2021	Tarleton St.	W	69-62	1607
12/17/2021	at Tarleton St.	L	52-65	802
12/21/2021	SIUE	W	84-69	1794

## RADIO/TV SPOT CHART

0	 <b>TYRELL JONES</b> 6-1, 186, Jr., G Chicago, Ill. (Auburn)	Notes:	<b>Career Highs (at USA)</b> POINTS 6 vs. Spring Hill (11/9/21) REBOUNDS 5 at Wichita State (11/13/21) ASSISTS 4 vs. Spring Hill (11/9/21)
1	 <b>LANCE THOMAS</b> 6-9, 224, Gr., F Norcross, Ga. (Memphis)	Notes:	<b>Career Highs (at USA)</b> POINTS 8 vs. San Diego (11/25/21) REBOUNDS 5 vs. SIUE (12/21/21) ASSISTS 1* vs. SIUE (12/21/21)
2	 <b>GREG PARHAM</b> 6-3, 184, Gr., G Richmond, Va. (VMI)	Notes:	<b>Career Highs (at VMI)</b> POINTS 36 vs. The Citadel (2/8/20) REBOUNDS 9 vs. The Citadel (1/6/21) ASSISTS 10 vs. Washington College (11/6/18)
3	 <b>ANDREW ANDERSON</b> 6-0, 160, So., G Memphis, Tenn. (Tipton-Rosemark HS)	Notes:	<b>Career Highs (at USA)</b> POINTS none REBOUNDS 3 vs. Emmanuel (GA) (12/1/20) ASSISTS 1 vs. Emmanuel (GA) (12/1/20)
4	 <b>KAYO GONCALVES</b> 6-8, 212, Gr., F Rio de Janeiro, Brazil (Southeastern Oklahoma State)	Notes:	<b>Career Highs (at USA)</b> POINTS 19 vs. Georgia State (2/26/21) REBOUNDS 11 vs. Ga. Southern (11/23/21) ASSISTS 2* vs. William Carey (11/22/21)
10	 <b>DIANTE SMITH</b> 6-6, 189, Jr., F Fort Walton Beach, Fla. (TCU)	Notes:	<b>Career Highs (at USA)</b> POINTS 16 vs. Spring Hill (11/9/21) REBOUNDS 7* vs. TAMU-Commerce (11/29/21) ASSISTS 5 vs. Southern Miss (12/1/21)
12	 <b>ALEX ANDERSON</b> 6-6, 185, Fr., F Memphis, Tenn. (Tipton-Rosemark HS)	Notes:	<b>Career Highs (at USA)</b> POINTS 13* vs. SIUE (12/21/21) REBOUNDS 7* vs. Mobile (11/20/21) ASSISTS 3* vs. SIUE (12/21/21)
13	 <b>JAVON FRANKLIN</b> 6-7, 220, Sr., F Little Rock, Ark. (Auburn)	Notes:	<b>Career Highs (at USA)</b> POINTS 22 vs. Southern Miss (12/1/21) REBOUNDS 12 at Wichita State (11/13/21) ASSISTS 2* at Alabama (11/16/21)
14	 <b>ADAM SIZEMORE</b> 5-9, 166, Jr., G London, Ky. (North Laurel HS)	Notes:	<b>Career Highs (at USA)</b> POINTS 3* vs. William Carey (11/22/21) REBOUNDS 2 vs. Pikeville (11/6/19) ASSISTS 2 vs. Pikeville (11/6/19)
20	 <b>MARSHALL KEARING</b> 6-9, 225, Jr. F Perth, Australia (State College of Florida)	Notes:	<b>Career Highs (at USA)</b> POINTS 14 vs. Mobile (11/20/21) REBOUNDS 16 vs. Mobile (11/20/21) ASSISTS 2 vs. Mobile (11/20/21)
21	 <b>CHARLES MANNING JR.</b> 6-4, 193, Sr., G Riverhead, N.Y. (LSU)	Notes:	<b>Career Highs (at USA)</b> POINTS 25 vs. Hawaii (11/26/21) REBOUNDS 8 vs. Tarleton (12/14/21) ASSISTS 6 vs. SIUE (12/21/21)

## RADIO/TV SPOT CHART

22		<b>JAY JAY CHANDLER</b> 6-4, 180, Gr., G Katy, Texas (Texas A&M)	Notes:	<b>Career Highs (at USA)</b> POINTS 23 at Tarleton (12/17/21) REBOUNDS 7** at Jacksonville State (12/4/21) ASSISTS 6 vs. Southern Miss (12/1/21)
24		<b>TYLER SHIRLEY</b> 6-6, 212, Fr., F Mableton, Ga. (Pebblebrook HS)	Notes:	<b>Career Highs (at USA)</b> POINTS 4 vs. Spring Hill (11/9/21) REBOUNDS 3 vs. Spring Hill (11/9/21) ASSISTS 2 vs. Spring Hill (11/9/21)
25		<b>JAMAL WEST</b> 6-5, 224, So., F Baltimore, Md. (St. Frances Academy)	Notes:	<b>Career Highs (at USA)</b> POINTS 14 vs. Georgia State (2/27/21) REBOUNDS 13 vs. Appalachian State (1/15/21) ASSISTS 2 vs. Georgia State (2/27/21)