

UT ARLINGTON MEN'S BASKETBALL



2021-22 INFOGRAPHIC GAME NOTES

Associate AD for Communications: Jason MacBain | Cell: 315.750.0236 | Email: jason.macbain@uta.edu | Twitter: @JaBain

SCHEDULE / RESULTS

3-7 **0-0** **2-1** **1-6** **0-0**

OVERALL **SUN BELT** **HOME** **AWAY** **NEUTRAL**

NOVEMBER (2-5) CST / RESULT

9	@ RV Oklahoma State ^{ESPN+}	L, 88-45
13	MARY HARDIN-BAYLOR ^{ESPN+}	W, 104-75
16	ABILENE CHRISTIAN ^{ESPN+}	L, 80-71 (OT)
18	@ North Texas	L, 64-36
20	@ San Diego State	L, 68-62
27	@ RV Utah State	L, 80-61
29	@ UC Santa Barbara	W, 70-62

DECEMBER (1-2)

7	NEVADA (COVID PROTOCOL W/ NEVADA)	CANCELED
11	LAMAR ^{ESPN+}	W, 56-47
16	@ Oral Roberts	L, 71-62
19	@ RV Oklahoma ^{BALLY SPORTS OKLAHOMA}	L, 70-50
22	HOWARD PAYNE ^{ESPN+}	7 PM
30	SOUTH ALABAMA* ^{ESPN+}	7 PM

JANUARY (0-0)

1	TROY* ^{ESPN+}	2 PM
6	@ Georgia State* ^{ESPN+}	6 PM
8	@ Georgia Southern* ^{ESPN+}	2 PM
13	LOUISIANA* ^{ESPN+}	7 PM
15	ULM* ^{ESPN+}	2 PM
20	@ Arkansas State* ^{ESPN+}	7 PM
22	@ Little Rock* ^{ESPN+}	2 PM
27	TEXAS STATE* ^{ESPN+}	7 PM
29	@ Texas State* ^{ESPN+}	4 PM

FEBRUARY (0-0)

3	COASTAL CAROLINA* ^{ESPN+}	7 PM
5	APP STATE* ^{ESPN+}	5 PM
10	@ ULM* ^{ESPN+}	6:30 PM
12	@ Louisiana* ^{ESPN+}	2 PM
17	LITTLE ROCK* ^{ESPN+}	7 PM
19	ARKANSAS STATE* ^{ESPN+}	2 PM
23	@ Troy* ^{ESPN+}	6 PM
25	@ South Alabama* ^{ESPN+}	7 PM

MARCH (0-0)

3	Sun Belt Tournament First Round ^{ESPN+}	TBA
5	Sun Belt Tournament Quarterfinals ^{ESPN+}	TBA
6	Sun Belt Tournament Semifinals ^{ESPN+}	5 / 7:30 PM
7	Sun Belt Tournament Final ^{ESPN / ESPN2}	6 PM

All Times Subject To Change

* Denotes Sun Belt Conference Opponent

Sun Belt Tournament: Pensacola Bay Center | Pensacola, FL

UT ARLINGTON vs HOWARD PAYNE

Arlington, TX | College Park Center (7,000)

Video: ESPN+ | Ron Thulin | Fred Williams

Radio: KTNO 620 AM | The Varsity Network | Josh Sours

Series History: UTA Leads, 4-1 (More Info: Page 2)



Greg Young: 171-146 (3-7 @ UTA) | HEAD COACHES | Nadir Dalleh: 3-9 (Same @ HPU)

THE OPENING TIP(S)

❖ This will be just the sixth all-time meeting between UTA and Howard Payne (Mavs lead, 4-1), but the second-straight year the two sides will be playing on Dec. 22 (113-57 UTA win last season). Howard Payne was UTA's first-ever road opponent (its third-ever game overall) as the Mavs faced off with the Yellow Jackets in Brownwood, Texas, on Dec. 5, 1959; HPU claimed a 71-69 win.

❖ UTA head coach Greg Young was a four-year men's basketball letterwinner at Howard Payne, graduating with a degree in physical education in 1986. He was the team captain as a senior, and received the distinguished Paul J. Cunningham Award for excellence and dedication that same year.

❖ The game will serve as an exhibition contest for the Division-III Yellow Jackets, but all stats and the result for UTA will be official.



KAO NATION'S ACTIVE CAREER BPG LEADER (3.21)

PROBABLE STARTERS

1 JAVON LEVI

5-11 | 163 | G | Grad.

Killeen, TX | UTRGV | Shoemaker HS

5.4 PPG | 3.3 RPG | 4.3 APG



3 CARSON BISCHOFF

6-4 | 210 | G | R-Jr.

Ogden, Utah | Utah State | Weber HS

5.6 PPG | 2 RPG | .500 FG%



4 DAVID AZORE

6-4 | 211 | G | Grad.

Houston, TX | Clear Brook HS

13.7 PPG | 3.4 RPG | .814 FT%



23 PATRICK MWAMBA

6-7 | 201 | F | R-So.

Bukavu, Congo | NBA Academy Africa

6.1 PPG | 3.4 RPG | 1.2 SPG




0 K. AKOBUNDU-EHIOGU

6-9 | 202 | F | R-So.

Lagos, Nigeria | SAGU | Poteet HS

5.6 PPG | 5.1 RPG | 3 BPG



TWEETABLES

1) David Azore reached 1,000 career points with a free throw in the 1st half of UTA's contest at Oklahoma on Sunday, becoming the 28th member of UTA's 1,000 Point Club.

2) Azore has led UTA in scoring in three-straight games, has reached double figures in six-consecutive contests and has 15+ points in five of those. He needs just three made free throws to pass Kevin Hervey for 4th on the program's all-time list (Hervey: 317).

3) UTA lost its 2nd-leading scorer Pedro Castro for the season after he underwent back surgery this past Saturday following an injury suffered at Oral Roberts on Thursday.

4) Eight of the nine Division-I teams UTA played in its non-conference slate participated in the NCAA Tournament last year – the most of any team in the nation. The only D-I non-league opponent for UTA which didn't compete in March Madness was Lamar.

5) Kaodirichi Akobundu-Ehiogu – the country's active leader in career blocked shots per game (3.21) – ranks 13th in the nation this year with 3 blocks per outing. He has blocked at least one shot in a nation-leading 25-straight games, and in 23 of those he has 2+ rejections.

CLOSING IN ON 1K POINTS



JAVON LEVI

PEDRO CASTRO

DAVID AZORE

Prior to Pedro Castro's season-ending injury, UTA had a distinct possibility this season of having three different players each reach 1,000 career points:

David Azore: 1,009 | Reached At Oklahoma

Javon Levi: 972 | Needs: 28

Pedro Castro: 877 | Needs: 123

PROGRAM'S 1,000-POINT SCORERS

PLAYER	YEARS	GMS	POINTS
1. Willie Brand	1987-91	113	1907
2. Kevin Hervey	2014-18	115	1783
3. Erick Neal	2014-18	132	1557
4. Anthony Vereen	2005-09	122	1477
5. Steven Thomas	2002-06	115	1411
6. Paul Renfro	1976-80	107	1380
7. Derrick Obasohan	2000-04	113	1308
8. Jeffrey Stewart	1978-82	107	1302
9. Brandon Long	2005-10	125	1277
10. LaMarcus Reed	2009-12	115	1245
11. Bill Washington	1996-00	107	1237
12. Steven Barber	1999-02	82	1229
13. Bobby Kenyon	1988-92	97	1228
14. Jermaine Griffin	2004-08	120	1218
15. Leonard Wilson	1990-93	85	1208
16. Kaelon Wilson	2014-18	132	1191
17. Marquez Haynes	2008-10	60	1174
18. Mack Callier	1999-03	111	1111
19. Roge'r Guignard	2006-09	91	1105
20. Ike Mitchell	1983-88	101	1102
21. Brian Myers	1992-96	110	1084
22. Brandon Edwards	2010-14	126	1078
23. Anthony Durham	1993-98	112	1072
24. Mike Nau	1964-67	65	1052
25. John Shelton	1965-69	97	1048
26. Danny Wojciak	1983-87	114	1022
27. DAVID AZORE	2018-	86	1009
28. Eddie Stallings	1967-69	49	1007

UTA's win at UC Santa Barbara (ranked #93 at the time by KenPom) on Nov. 29 was its first road non-conference win over a KenPom top-100 team since the Mavs took down BYU (then #73) on Nov. 18, 2018.

UCSB had the 6th-longest home winning streak in the country at 20 in a row before UTA handed the Gauchos their first defeat inside The Thunderdome since 2019.

ABOUT THE MATCHUP



HPU is 3-9 overall, which does not include a 112-41 loss to Abilene Christian on Sunday – a contest which was an exhibition for the Yellow Jackets.

SERIES HISTORY -- UTA Leads, 4-1

12.5.59	Brownwood	L	69-71
1.24.87	Arlington	W	89-78
11.13.13	Arlington	W	111-64
12.20.14	Arlington	W	89-50
12.22.20	Arlington	W	117-53

• Michael House leads a quartet of double-figure scorers for HPU with 14.1 points per game. He's joined by Fredrick Watts (12.3), Myles Brown (11.9) and Jaylan Ballou (11.8).

• HPU is a member of the American Southwest Conference, and will be the second ASC foe for UTA so far this year. The Yellow Jackets were picked to finish last in the 11-team league in the preseason poll. The team picked to finish 1st, Mary Hardin-Baylor, was UTA's home-opening opponent this year. The Mavs won that game, 104-75.

TOP 10 RECORDS FROM LAST YEAR

In last year's 117-53 UTA win over HPU, the Mavs established the following top-10 program records:

- Points: 117 – Tied for the 9th-most in any game, and most since 1998.
- Field Goals Made: 46 – The 8th-most all-time and most since 1991.
- 3-Pointers Made: 16 – Tied for the 2nd-most along with a performance at Texas State in 1991; fell one shy of tying the all-time mark of 17 against Bradley in 2015.
- Assists: 31 – Tied for the 4th-most ever and the most since 1991.
- Rebound Margin: +30 (61-31) – Tied for the 7th-largest.
- Final Margin: +64 (117-53) – The 3rd-largest ever and biggest since 1991.

DEEP THREAT IS BACK

After undergoing minor back surgery to repair an on-going nerve issue the week of Nov. 15, Carson Bischoff was cleared to return to the court the week of Nov. 22 and made his season debut on Nov. 27 in front of about 30 friends and family at Utah State. Through just five games this year, **Bischoff is 9-18 from 3-point range, representing 22 percent of UTA's triples this year against D-I opponents (9 of 41).**

KENPOM NUMBERS

In addition to facing a challenging schedule, UTA is still trying to adapt to a new style of play with a roster which has not spent a lot of time together. **Based off KenPom's 'Minutes Continuity' analysis, UTA ranks in the bottom 18 percent of all of college basketball in terms of players who have played together the most (293rd out of 358 players).** UTA's minutes continuity percentage is just 30.9 – essentially meaning that just under 31 percent of the Mavs total minutes this season have been played by the same players from last year. Of the 65 teams with a worst percentage than UTA, 13 are at 0 percent due to not playing any games last year (i.e. the Ivy League teams and some other select schools).

OTHER NOTABLE KENPOM NUMBERS

15.4% – Percentage of UTA's opponent shots this season that have been blocked by the Mavs, ranking as the **23rd-highest** percentage in the country.

40.7% – Percentage of UTA's total minutes this season which have been played by its bench (non-starters), the **23rd-most** of any team in the nation.

94.7 – The rating of UTA's opponent defenses so far this season, ranking the **7th-hardest** schedule in the country in terms of defenses faced.

DEPTH ON DISPLAY

UTA led the nation along with Abilene Christian and Murray State last season by having 13 different players score double-figure points in a game. **So far this year, the Mavs have already had nine different double-figure scorers.** Below is a list of those players, their respective season highs and how many times they have led UTA in scoring:

David Azore ⁽⁵⁾	21
Pedro Castro ⁽³⁾	17
Nicolas Elame ⁽¹⁾	17
Shemar Wilson	15
Javon Levi	14
K. Akobundu-Ehiogu	14
Montez Young Jr. ⁽¹⁾	12
Jack Hoiberg	11
Patrick Mwamba	10 ^(3x)

PROGRAM CAREER RECORDS

FREE THROWS MADE

	Player	Years	G	FTM
1.	Anthony Vereen	2005-09	122	476
2.	Steven Thomas	2002-06	115	471
3.	Paul Renfro	1976-80	107	398
4.	Kevin Hervey	2014-18	115	317
5.	DAVID AZORE	2018-	86	315
6.	Marquez Haynes	2008-10	60	313
7.	LaMarcus Reed	2009-12	115	309
8.	Eddie Stallings	1967-69	49	297

FREE THROW PERCENTAGE

(Min 2 FTM Per Game Played)

	Player	Years	FTM	FTA	PCT
1.	Keith Cornett	1994-95	70	79	.886
2.	Terry George	1966-68	164	196	.837
3.	Jarrett Howell	2003-06	265	317	.836
4.	Dink Ford	1964-66	223	268	.832
5.	Melvin Polk	1979-81	142	174	.816
6.	Brian Warren	2018-20	193	238	.811
7.	Paul Renfro	1976-80	398	494	.806
8.	DAVID AZORE	2018-	315	397	.793

AFRICAN CHAMPIONSHIP SUMMER



Patrick Mwamba represented his native Democratic Republic of Congo this past summer at the FIBA AfroBasket 2021. Mwamba, who was raised in Bukavu in coastal eastern Congo, earned a spot on the national team

to compete in the African Championships which are contested once every four years.

In three games – one win and two losses for Congo all in the Group Stage – Mwamba averaged nine points, four rebounds and 1.3 assists in 27.5 minutes per contest.

#OnePlayOneDay

RE-TWEETS

• Oklahoma shot 55 percent from the floor on Sunday – the highest percentage UTA has allowed in any game this season.

• The Mavs have used seven different starting lineups through their first 10 games – tied for the 5th-most combinations of any team in the country.

• Pedro Castro was held scoreless at Utah State, his first pointless game since he was a redshirt freshman with the Mavs (two schools in-between) on Mar. 16, 2019, in a Sun Belt Tournament semifinal win over Georgia Southern. He bounced back impressively with a team-high 16 points at UC Santa Barbara two days later.

• The 36 points UTA scored Nov. 18 at North Texas were the 3rd-fewest in a single game in program history (31 at SMU on Dec. 16, 1989 and 35 versus Denver on Dec. 31, 2012). UTA also made just 12 field goals, tied for the fewest in program history with a dozen at the aforementioned SMU contest.

• The Mavs turned the ball over 28 times against Abilene Christian – their most in any game since committing 31 giveaways at Oklahoma State on Dec. 19, 2012.

• UTA shot 64.2 percent (43-67) from the floor on Nov. 13 against Mary Hardin-Baylor, which was tied for the 7th-best mark in single-game program history. It was the 2nd-highest percentage in program history when making at least 40 shots (66 percent, 40-62, at Texas Wesleyan on Jan. 2, 1965).

• Shemar Wilson led the way with that shooting percentage as he went a perfect 6-6 from the floor – tied for the 10th-most makes in program history without a miss.

• Javon Levi posted his seventh-career double-double with 12 points and 10 assists against UMHB. It was the first points-assists double-double by a UTA player since Brian Warren had 15 and 12 versus Arkansas Tech on Nov. 24, 2019.

• Greg Young secured his first-career win at the D-I level with the 104-75 victory over Mary Hardin-Baylor. His first-career victory over a D-I opponent came on Nov. 29 at UC Santa Barbara.

• The Mavs had six different players reach double-figure points against UMHB. The last time UTA had exactly six in double figures was an NIT Second Round victory over Akron on Mar. 20, 2017. UTA had eight double-figure scorers in a 117-53 win opposite Howard Payne on Dec. 22, 2020.

• The Mavs handed out 28 assists against UMHB, one shy of cracking the top-10 single-game program record list.

• UTA's 43-point loss to Oklahoma State on Nov. 9 was its largest ever in a season opener, and biggest setback in any game since a 48-point defeat (92-44) at Kentucky on Nov. 25, 2014. The Wildcats were the nation's top-ranked team at that time.

PRESEASON COACHES POLL

1	Georgia State (8)	139
2	Louisiana (2)	125
3	Texas State	110
4	App State (2)	109
5	South Alabama	105
6	Arkansas State	89
7	Coastal Carolina	69
8	Little Rock	46
T-9	UT Arlington	40
T-9	Troy	40
11	Georgia Southern	39
12	ULM	25

Since joining the Sun Belt Conference in 2013-14, the Mavericks have now been picked to finish 7th or worse (bottom half of the league) four times. In each of the first three occurrences, UTA far exceeded the preseason prognostications:

YEAR	PRE	FINAL	YEAR	PRE	FINAL
2013-14	7th	T-5th	2017-18	1st	4th
2014-15	4th	5th	2018-19	11th	T-2nd
2015-16	8th	3rd	2019-20	2nd	7th
2016-17	1st	1st	2020-21	3rd West	3rd West

2021-22 SUN BELT CONFERENCE PRESEASON TEAMS

FIRST TEAM

Justin Forrest, App State
 Norchad Omier, Arkansas State (POTY)
 Corey Allen, Georgia State
 Theo Akwuba, Louisiana
 Mason Harrell, Texas State

SECOND TEAM

Marquis Eaton, Arkansas State
 Eliel Nsoseme, Georgia State
 Kane Williams, Georgia State
David Azore, UT Arlington
 Caleb Asberry, Texas State

THIRD TEAM

Nikola Maric, Little Rock
 Essam Mostafa, Coastal Carolina
 Jordan Brown, Louisiana
 Isiah Small, Texas State
 Nick Stampely, Troy

SUN BELT CONFERENCE STANDINGS

Entering Games On Tuesday, Dec. 21

SCHOOL	SBC	WIN %	OVERALL	WIN %	STREAK
Texas State	0-0	-----	9-2	.818	W8
South Alabama	0-0	-----	9-3	.750	L1
Arkansas State	0-0	-----	8-3	.727	W1
Troy	0-0	-----	8-4	.667	W3
ULM	0-0	-----	8-4	.667	W6
Coastal Carolina	0-0	-----	7-4	.636	L1
Georgia Southern	0-0	-----	7-4	.636	W2
Georgia State	0-0	-----	6-4	.600	W1
App State	0-0	-----	6-6	.500	L1
Louisiana	0-0	-----	5-5	.500	L2
Little Rock	0-0	-----	5-6	.455	W1
UT Arlington	0-0	-----	3-7	.300	L2

STOCKPILING WINS

Since joining the Sun Belt eight years ago, only Georgia State (98) and Louisiana (90) have won more league games than UTA (87):

- | | |
|----------------------------|--------------------------|
| 1) Georgia State: 98 | 7) Little Rock: 71 |
| 2) Louisiana: 90 | 8) South Alabama: 67 |
| 3) UT Arlington: 87 | 9) Arkansas State: 62 |
| 4) Georgia Southern: 77 | 10) App State: 53 |
| 5) ULM: 75 | 11) Troy: 48 |
| 6) Texas State: 74 | 12) Coastal Carolina: 44 |

Coastal Joined The League For The 2016-17 Season

AMONG THE SUN BELT CONFERENCE'S BEST

In the past seven seasons (since 2014-15), UTA's average NET/RPI of 138 is 2nd-best among all Sun Belt teams to only Georgia State's 121.

Team	2014-15	2015-16	2016-17	2017-18	2018-19	2019-20	2020-21	Average
1) Georgia State	54	177	106	116	126	134	130	121
2) UT Arlington	180	107	40	112	160	129	242	138
3) Louisiana	123	145	114	65	194	230	186	151
4) Georgia Southern	111	244	144	143	128	147	262	169
5) Coastal Carolina			174	251	153	188	159	185 *
6) Texas State	233	241	172	247	139	120	154	187
7) ULM	125	104	294	224	145	255	290	205
8) Little Rock	276	42	241	308	237	140	221	210
9) South Alabama	271	240	229	271	236	169	203	231
T-10) Arkansas State	278	284	113	295	252	202	239	237
T-10) Appalachian State	243	262	295	250	215	181	215	237
12) Troy	312	295	150	197	259	274	289	254
Sun Belt Rank (Out Of 32)	19	17	13	20	17	14	18	17

* Based On Five-Year Sun Belt Membership | 2014-18 RPI Formula Was Utilized | 2018-Present NET Formula Is Utilized

KAO K-O's SHOTS

PROGRAM SINGLE-SEASON BLOCK LEADERS

- 1) Johnny Hamilton: 77 (2017-18 | 34 Games)
- 2) Jordan Reves: 71 (2012-13 | 33 Games)
- 3) Kaodirichi Akobundu-Ehiogu: 60 (2020-21 | 18 Games)
- 4) Jermaine Griffin: 58 (2006-07 | 29 Games)
- 5) Jordan Reves: 57 (2011-12 | 33 Games)

SINGLE-SEASON TEAM RECORD

- 1) 143 (2017-18 | 34 Games)
- 2) 124 (2020-21 | 26 Games)
- 3) 123 (2011-12 | 33 Games)
- 4) 120 (2013-14 | 32 Games)
- 5) 119 (2012-13 | 33 Games)

PROGRAM CAREER RECORD

Player	Games	Blocks
1. Jordan Reves	124	168
2. Jermaine Griffin	120	145
3. Brandon Edwards	126	132
4. Trey Parker	83	113
5. KAODIRICHI	28	90
6. Roy Johnson	113	85
7. Mack Callier	111	84
8. Johnny Hamilton	34	77
9. Miles Robertson	51	75
10. Jabari Narcis	64	74









Last year, Kaodirichi Akobundu-Ehiogu was a walk-on who played at a scholarship level, and that's exactly what he got as he received a full ride after a season most didn't see coming. Akobundu-Ehiogu – who didn't have a scholarship offer from any school – wasn't even cleared eligibility-wise until mid-December. He made his debut with just two non-conference games remaining, and after minimal action in UTA's first four Sun Belt games he emerged onto the scene with a **seven-block performance off the bench against Louisiana on Jan. 15 – the most by any walk-on in the country last season**, tied for the 3rd-highest in single-game program history and the most by a Sun Belt player in a conference game in 2020-21.

Akobundu-Ehiogu led the Sun Belt in conference games with 3.2 blocks per game, and for the entire year he averaged **3.3 blocks, which would have ranked 3rd in the nation if he qualified** (had to appear in 75 percent of UTA's games; he played in 69 percent due to not being cleared until mid-December). His 60 total blocks in just 18 games ranked as the 18th-most in the nation.

Additionally, he had five games of 5+ blocks last season – no one else in program history has even had four such games for their career.

CHALLENGING NON-CONFERENCE SCHEDULE

UTA's 2021-22 non-conference schedule featured an incredible eight opponents which competed in the NCAA Tournament last season. UTA has played the 28th-hardest schedule in the nation to this point – the toughest of any Sun Belt school.

	TEAM / RESULT	CONFERENCE	NCAA BERTH/SEED	NCAA ROUND	RESULT(S)
	@ Oklahoma State L, 88-45	Big 12 Tournament Final	At Large / No. 4	Second Round	W, (13) Liberty L, (12) Oregon State
	Abilene Christian L, 80-71 (OT)	Southland Tournament Champs	Automatic / No. 14	Second Round	W, (3) Texas L, (11) UCLA
	@ North Texas L, 64-36	Conference USA Tournament Champs	Automatic / No. 13	Second Round	W, (4) Purdue L, (5) Villanova
	@ San Diego State L, 68-62	Mountain West Tournament Champs	Automatic / No. 6	First Round	L, (13) Syracuse
	@ Utah State L, 80-61	Mountain West Tournament Final	At Large / No. 11	First Round	L, (6) Texas Tech
	@ UC Santa Barbara W, 70-62	Big West Tournament Champs	Automatic / No. 12	First Round	L, (5) Creighton
	@ Oral Roberts L, 71-62	Summit Tournament Champs	Automatic / No. 15	Sweet Sixteen	W, (2) Ohio State W, (7) Florida L, (3) Arkansas
	@ Oklahoma L, 70-50	Big 12 Tournament Quarterfinals	At Large / No. 8	Second Round	W, (9) Missouri L, (1) Gonzaga

WIN-LOSS COMPARE

UTA's statistical averages in its wins and losses so far this season:

Stat	Ws (3)	Ls (7)
PPG	76.7	55.3
DEF PPG	63.1	74.4
3FG% DEF	30.1	38.0
APG	21.0	9.3
TO/GM	13.3	18.1

STATISTICAL TRENDS

UTA'S RECORD WHEN...

Monday	1-0
Tuesday	0-2
Wednesday	0-0
Thursday	0-2
Friday	0-0
Saturday	2-2
Sunday	0-1
Leading At Halftime	3-0
Trailing At Halftime	0-7
Tied At Halftime	0-0
Leading With 5 Minutes Left	3-0
Trailing With 5 Minutes Left	0-7
Tied With 5 Minutes Left	0-0
Shooting 40% FG Or Better	2-1
Shooting Less Than 40% FG	1-6
Opponent 40% FG Or Better	1-4
Opponent Less Than 40% FG	2-3
Shooting Better FG% Than Opponent	2-2
Shooting Worse FG% Than Opponent	1-5
Shooting Better 3-FG% Than Opponent	2-1
Shooting Worse 3-FG% Than Opponent	1-6
Outrebounding Opponent	2-1
Outrebounded By Opponent	1-5
Rebounds Tied	0-1
More Turnovers Than Opponent	1-5
Fewer Turnovers Than Opponent	2-2
Same Turnovers As Opponent	0-0

UTA'S POINT TOTAL...

35-49 Points	0-2
50-59 Points	1-1
60-69 Points	0-3
70-79 Points	1-1
80-89 Points	0-0
90-99 Points	0-0
100+ Points	1-0

GAMES DECIDED BY...

1-5 Points	0-0
6-9 Points	2-3
10-19 Points	0-1
20+ Points	1-3

FOLLOW US



@UTAMavsMBB /UTAMavsMBB

Please refer to the University of Texas at Arlington as **UT Arlington**. UTA is acceptable on second reference. Using Texas-Arlington, UT-Arlington or any other form is incorrect.

TOP-10 SINGLE-SEASON RECORDS IN 2020-21

10TH
+3.4

SCORING MARGIN
Record: +9.8 | 2015-16

T-9TH
35.7

3-PT PERCENTAGE
Record: 40.6 | 1988-89

T-7TH
42.3

OPP FG PERCENTAGE
Record: 39.1 | 2012-13

Third-straight year UTA has posted a top-10 program record in defensive field-goal percentage: 42.3 in 2018-19 (T-7th) and 41.2 in 2019-20 (T-5th).

8TH
235

3-POINTERS MADE
Record: 310 | 2016-17

Third-straight year UTA has posted a top-10 program record in 3-pointers made: 234 in 2018-19 (10th) and 250 in 2019-20 (7th).

Third-straight year UTA has posted a top-10 program record from the charity stripe: 74.1 in 2018-19 (6th) and 74.8 in 2019-20 (4th).

8TH
73.6

FT PERCENTAGE
Record: 76.0 | 1965-66

Most 3s made in program history in a 26-game season (previous occurrences in 26 contests: 127 in 1995-96 and 151 in 1998-99). The 3-point line was adopted by the NCAA in 1986-87.

BACK TO THE FUTURE



Pedro Castro began his collegiate career with UTA, redshirting as a freshman in 2017-18 before playing in 33 games with three starts as a redshirt freshman in 2018-19. Then, the Fort Worth product transferred out of the program to Blinn College for his redshirt sophomore season in 2019-20 and Houston Baptist last year, where he averaged team bests in points (14.8), rebounds (7.3), steals (1.5) and blocks (1.1). He currently has 813 career points across those three schools.

Castro is one of only nine D-I players in the country this year playing for the school in which they started their college career, transferred out of that school and then returned to that school (**bold denotes current team**):

Jaylen Fornes: **UNC Wilmington** (2016-19) | Nicholls (2019-21)
Kevin Marfo: **Quinnipiac** (2017-20) | Texas A&M (2020-21)
Dimencio Vaughn: **Rider** (2016-20) | Ole Miss (2020-21)
Elijah Olaniyi: **Stony Brook** (2017-20) | Miami (2020-21)
Caleb Grill: **Iowa State** (2019-20) | UNLV (2020-21)
Tyler Harris: **Memphis** (2018-20) | Iowa State (2020-21)
Both Gach: **Utah** (2018-20) | Minnesota (2020-21)
Andrej Jakimovski*: **Washington St.** (2020-21) | LMU (2021)

* Was Only At Loyola Marymount From June-August 2021.



preseason
second team all-sbc

No, it's NOT Photoshopped. Kao can touch the top of the backboard. Scan the QR Code to see for yourself.



AMONG THE NATION'S ELITE

Javon Levi spent the previous four seasons at UT Rio Grande Valley (UTRGV). Levi ranks in the top 6 among all active Division-I players in the country in career assists (6th), steals (T-4th) and assist-to-turnover ratio (6th). For comparison, his 260 steals would be a UTA record.



PLAYER	SCHOOL	ASSISTS
Kameron Langley	North Carolina A&T	831
Grayson Murphy	Belmont	660
Jacob Gilyard	Richmond	657
Jordan Bohannon	Iowa	652
Tommy Schmock	Ohio	644
Javon Levi	UT Arlington	642

PLAYER	SCHOOL	STEALS
Jacob Gilyard	Richmond	397
Quan Jackson	UAB	282
Jarrold West	Louisville	276
Javon Levi	UT Arlington	260
Kevin Johnson	Illinois Chicago	260

PLAYER	SCHOOL	RATIO
Tommy Schmock	Ohio	3.11
Darius Brown II	Cal State Northridge	3.01
Grayson Murphy	Belmont	2.91
Jalen Pickett	Penn State	2.71
Jacob Gilyard	Richmond	2.62
Javon Levi	UT Arlington	2.53

CONSISTENT IMPROVEMENT

UTA's first season of basketball took place in 1959-60, and since that opening year the Mavs have improved significantly in each of their six decades. Below are the average amount of wins each decade:

DECADE	AVG. WINS
60s	→ 8.4
70s	→ 9.2
80s	→ 11.1
90s	→ 13.0
00s	→ 15.1
10s	→ 19.0

UTA finished the 2010s with an average of 19 wins per season – by far the highest in program history. The Mavericks have posted just seven 20-win seasons in their 60-year history, but three of those have come since 2015-16:

Year	Record	Post
2016-17	27-9	NIT
2015-16	24-11	CIT
2011-12	24-9	NIT
2017-18	21-13	---
2007-08	21-12	NCAA
1990-91	20-9	---
1980-81	20-8	NIT

THE LAST TIME

A MAVERICKS' PLAYER...

Scored 40 Or More Points

.....43, Stephen Barber at UTSA, 2/24/02

Scored 30 Or More Points

.....31, Shahada Wells vs. Louisiana, 1/15/21

Totaled 20 Or More Rebounds

.....22, Jermaine Griffin vs. UT Permian Basin, 12/1/05

Totaled 15 Or More Rebounds

.....15, Fredelin De La Cruz vs. Hardin-Simmons, 12/11/20

Totaled 10 Or More Assists

.....10, Javon Levi vs. Mary Hardin-Baylor, 11/13/21

Recorded A Double-Double (Points/Rebounds)

.....Kaodirichi Akobundu-Ehiogu at Louisiana (11/10), 2/22/21

Recorded A Double-Double (Points/Assists)

.....Javon Levi vs. Mary Hardin-Baylor (12/10), 11/13/21

Recorded A Triple-Double (Points/Rebounds/Assists)

.....Erick Neal vs. UT Dallas (10/10/13), 11/27/17 (Only One In Program History)

THE MAVERICKS' TEAM...

Played An OT Game L, 80-71 vs. Abilene Christian 11/16/21

Scored 100+ Points W, 104-75 vs. Mary Hardin-Baylor 11/13/21

Allowed 100+ Points L, 93-102 at Little Rock 1/1/21

Had 50 Or More Rebounds61 vs. Howard Payne 12/22/20

Had 20 Or More Assists28 vs. Mary Hardin-Baylor 11/13/21

Had 15 Or More Steals18 vs. Howard Payne 11/13/13

Played AP Ranked Opp..... at #8 Gonzaga, L: 72-66 11/19/19

Defeated AP Ranked Opp..... at #12 Saint Mary's, 65-51 12/8/16

UTA VS TOP-25 TEAMS

Nov. 19, 2019	at #8 Gonzaga	L	66-72
Nov. 17, 2019	at #14 Oregon	L	47-67
Dec. 18, 2018	at #8 Gonzaga	L	55-89
Dec. 18, 2017	at #25 Creighton	L	81-90
Nov. 21, 2017	at #25 Alabama	L	76-77
Dec. 8, 2016	at #12 Saint Mary's	W	65-51
Dec. 2, 2014	at #6 Texas	L	53-63
Nov. 25, 2014	at #1 Kentucky	L	44-92
Nov. 19, 2013	at #4 Kentucky	L	76-105
Dec. 19, 2012	at #24 Oklahoma State	L	44-69
Nov. 23, 2011	at #9 Baylor	L	65-75
Dec. 29, 2010	at #3 Kansas	L	57-82
Dec. 20, 2008	at #21 Baylor	L	76-79
Mar. 21, 2008	vs. #2 Memphis#	L	63-87
Dec. 3, 2005	at #2 Texas	L	55-93
Dec. 15, 2004	at #14 Texas	L	70-85
Jan. 2, 2004	at #19 Texas	L	79-99
Nov. 27, 2002	at #3 Texas	L	45-76
Nov. 18, 1997	at #19 Oklahoma	L	63-81
Dec. 20, 1994	at #21 New Mexico State	L	63-102
Dec. 28, 1993	vs. #14 Connecticut+	L	72-112
Dec. 21, 1992	at #17 Nebraska	L	95-116
Nov. 23, 1991	at #14 Utah	L	57-58
Dec. 6, 1986	at #11 Oklahoma	L	76-101
Feb. 7, 1985	at #14 Louisiana Tech	L	61-86
Jan. 12, 1985	vs. #14 Louisiana Tech	L	65-76
Feb. 12, 1973	vs. #13 UL Lafayette	~L	96-111
Jan. 13, 1973	at #13 UL Lafayette	~L	73-79
Dec. 18, 1970	vs. #19 Drake*	L	83-102
Dec. 4, 1970	at #18 Long Beach State	L	57-102
Dec. 1, 1970	at #15 New Mexico State	L	82-107
Feb. 26, 1970	vs. #15 Houston	L	84-102
Dec. 4, 1969	at #20 Houston	L	70-88
Feb. 22, 1968	at #1 Houston	L	75-130

NCAA Tournament | + Hilo, Hawai'i | ~ UL Wins Later Vacated | * Fort Worth, TX

HOME-COURT ADVANTAGE

UTA will be celebrating the 10-year anniversary of the College Park Center during a men's and women's doubleheader on Feb. 5, 2022, against App State. The CPC opened on Feb. 1, 2012, with the Mavs capping a men's and women's doubleheader with a 67-66 victory over UTSA in front of a then-school-record crowd of 6,228.

CPC ATTENDANCE HIGHS

1)	6,421	11/16/12	MBB vs. Oklahoma
2)	6,336	3/22/17	MBB vs. CSU Bakersfield (NIT)
3)	6,228	2/1/12	M/WBB vs. UTSA
4)	6,186	1/24/19	WBB vs. Georgia Southern
5)	6,105	12/3/15	MBB vs. North Texas
6)	5,714	1/16/20	WBB vs. Louisiana
7)	5,390	3/20/17	MBB vs. Akron (NIT)
8)	5,272	2/11/12	MBB vs. Texas State
9)	5,033	1/23/16	MBB vs. Little Rock
10)	5,011	2/9/17	WBB vs. Little Rock

The Mavs need just three more wins to reach 100 all-time victories inside the College Park Center.

YEAR	RECORD	PERCENTAGE
2011-12	4-0	1.000
2012-13	7-8	.467
2013-14	9-5	.643
2014-15	9-5	.643
2015-16	13-2	.867
2016-17	14-1*	.933
2017-18	13-2	.867
2018-19	9-5	.643
2019-20	8-8	.500
2020-21	9-4	.692
2021-22	2-1	.667
TOTAL	97-41	.703

* Tied for the most home wins in single-season program history along with 2007-08. The only loss was a four-point setback to Cal State Bakersfield in the NIT Quarterfinals.




ABOUT THE CPC

The Mavericks have called the beautiful College Park Center home since the 7,000 all chair-back seat multi-purpose arena opened in 2012. The \$78 million project broke ground on March 5, 2010, and opened less than two years later. The arena is part of a 20-acre section of campus known as the College Park District, which includes a residence hall, student apartments, a 4.62 acre park, restaurants and three parking garages. The arena features 4,055 lower bowl seats, in addition to a 2,800-square-foot hospitality suite. A distinctive feature is a center hung 4-sided Daktronics LED scoreboard with an additional end zone LED display, ribbon displays and scorer's table. The lower concourse contains sports medicine facilities, two full-sized practice courts, a 2,500-sq-ft weight room, a press center, an academic support study center and coaches' office suites. In addition to Mavericks basketball and volleyball events, the facility hosts a variety of concerts, speaking engagements and other events. The WNBA's Dallas Wings also call College Park Center home during their season.



TEXAS HALL-THE HOME BEFORE COLLEGE PARK CENTER



Prior to the College Park Center, the Mavs called Texas Hall home – which was one of most unique venues in all of college athletics. Opened on Oct. 18, 1965 – with the first-ever performer being Louis Armstrong – the initial basketball game was contested on Dec. 1 that same year against East Texas State.

The on-campus proscenium theater, which is still in use today, put the Mavs and their opponent on an elevated stage with 600 bench seats on the back of the stage and the remainder of the 4,200 capacity in theater-style seating on the other side of the court separated into a lower level and balcony section.

In 1997, Sports Illustrated named Texas Hall as "The Best Place In America To Watch College Basketball." For the final 12 years in which games were played in Texas Hall, they were contested on the floor which was used at the 1999 Men's Final Four at Tropicana Field in St. Petersburg, Fla. **UTA accumulated a 351-222 (.613) all-time record on "The Stage" from 1965-2012.**

ABOUT UT ARLINGTON

GENERAL INFORMATION

Location	Arlington, Texas
Enrollment	41,515
President ad interim	Teik C. Lim, Ph.D.
Director Of Athletics	Jim Baker

COACHING STAFF

Head Coach.....	Greg Young (Howard Payne '86 / 1 ST Year As HC)
Young Prior	2009-13: UTA Assistant / 2013-21: UTA Associate HC
Career Record	171-146 (.539) (10 Seasons As JUCO HC)
Record At UTA	3-7 (.300) 1st Season
Associate Head Coach	Royce Johnson (Thomas Edison '13 / 4 TH Year)
Assistant HC/Recruiting Coordinator	Riley Davis (Texas '11 / 4 TH Year)
Assistant Coach	Dwight Thorne II (Colorado '10 / 1 ST Year)

SUPPORT STAFF

Director Of Operations	Parker Eidson (Tennessee '16 / 4 TH Year)
Video Coordinator	Matt McGann (Oklahoma State '17 / 4 TH Year)
Strength & Conditioning Coach	Matt Segura (Chico State '09 / 1 ST Year)
Associate Athletic Trainer	Royal Milton III (Nicholls State '13 / 2 ND Year)
Graduate Manager	Jalen Jones (UT Arlington '17 / 1 ST Year)
Graduate Manager	Jacob Mahjoub (UT Arlington '21 / 1 ST Year)
Graduate Manager	Sam Tarver (Tennessee '20 / 1 ST Year)
Administrative Assistant	Rachael Morgan (McMurry '13 / 4 TH Year)

HISTORY

First Season / Total Seasons Completed	1959-60 / 62
All-Time Record	780-972 (.445)

Years In Sun Belt Conference	8 (2013-Present)
All-Time Sun Belt Record	87-62 (.584)
Sun Belt Regular Season Championships	1 (2017)
Sun Belt Tournament Championships	0
Sun Belt Tournament Finalist	2 (2018, 2019)

Years In Western Athletic Conference	1 (2012-13)
All-Time WAC Record	11-7 (.611)
WAC Regular Season Championships	0
WAC Tournament Championships	0

Years In Southland Conference	48 (1964-2012)
All-Time Southland Record	289-354 (.442)
Southland Regular Season Championships	2 (2004, 2012)
Southland Tournament Championships	1 (2008)

NCAA Tournament Appearances	1 (2008)
NCAA Tournament Record	0-1
NIT Appearances	3 (1981, 2012, 2017)
NIT Record	2-3
CIT Appearances	2 (2013, 2016)
CIT Record	1-2

UT Arlington is the 4th-largest institution in Texas. It is one of 131 universities nationwide to receive the R-1: Doctoral Universities—Very High Research Activity designation by the Carnegie Classification of Institutions of Higher Education, the definitive list for the top doctoral research universities in the United States.

In 2021, UTA received the Texas Tier One designation reserved for the state's top institutions for academic and research excellence. The University ranks No. 1 nationally in the Military Times' annual "Best for Vets: Colleges" list, is designated as a Hispanic-Serving Institution and Asian American and Native American Pacific Islander-Serving Institution, and has approximately 240,000 alumni making an impact across Texas and beyond.

UTA HISTORY

Founded in 1895 as Arlington College, a private school for younger children, UT Arlington had a succession of names and ownerships until it was officially designated as the University of Texas at Arlington on Mar. 13, 1967 – a couple of years after it was transferred into the University of Texas System.

1895-1902: Arlington College

1902-1913: Carlisle Military Academy

1913-16: Arlington Training School

1916-17: Arlington Military Academy

1917-23: Grubb's Vocational College

** Became A Branch Of The Texas A&M System In 1917*

1923-1949: North Texas Agricultural College

1949-67: Arlington State College

** Transitioned To A Four-Year Division-I School In 1959*

** Became A Branch Of The University of Texas System In 1965*

1967-Present: University of Texas at Arlington



In addition to eight name changes, UTA has undergone seven nickname alterations as well since becoming a state-supported school in 1917.

1917-21

Grubbers / Shorthorns

1921-23

Hornets

1923-49

Junior Aggies

1949-51

Blue Riders

1951-71

Rebels

1971-Present

Mavericks

The 'Mavericks' nickname was derived from one of the most influential people in Texas history: **Samuel Augustus Maverick**, a lawyer, politician, land baron and signer of the Texas Declaration of Independence. **His name was the source of the term "maverick,"** which was derived from fellow ranches who started to refer to Maverick as "independently minded" after he refused to brand his cattle. Unbranded cattle not part of the herd became labeled as "Mavericks."

Maverick was one of the largest landholders in Texas in the 1800s, owning 340,000 acres which promoted the Washington Daily Globe in 1854 to call him "the largest landholder in the world, and by far the wealthiest citizen in Texas." He was the Mayor of San Antonio from 1839-40, and **UTA utilized the "Sam Maverick" mascot beginning in 1983 for 2+ decades (pic above).**

2021-22 UT ARLINGTON MEN'S BASKETBALL ROSTER

NUMERICAL

No.	Name	Pos.	Ht.	Wt.	Yr.	Hometown / High School / Previous School(s)
0	Kaodirichi Akobundu-Ehiogu	F	6-9	202	R-So.	Lagos, Nigeria / Poteet / Southwestern Assemblies of God
1	Javon Levi	G	5-11	163	Gr.	Killeen, Texas / Shoemaker / UTRGV
2	Hayden Brittingham	F	6-5	209	Fr.	Fort Worth, Texas / Crowley / Coffeyville CC
3	Carson Bischoff	G	6-4	210	R-Jr.	Ogden, Utah / Weber / Utah State / Treasure Valley CC / Utah State University Eastern
4	David Azore	G	6-4	211	Gr.	Houston, Texas / Clear Brook
5	Brandyn Talbot	G	6-5	176	Fr.	Newmarket, Ontario / Dream City Christian
10	Jack Hoiberg	G	5-11	172	Gr.	Burr Ridge, Ill. / Hinsdale / Michigan State
12	Lazaro Rojas	F	6-11	239	Gr.	Porto Seguro, Brazil / Score Academy / Fresno State
15	Antonio Romanelli	G	6-0	174	Fr.	Sydney, Australia / Spring Creek Academy
20	Nicolas Elame	G	6-3	192	So.	Paris, France / Bella Vista Prep
21	Pedro Castro	G	6-6	190	Gr.	Fort Worth, Texas / Brewer / Houston Baptist / Blinn / UTA
22	Shemar Wilson	F	6-9	225	Fr.	Avondale, Ariz. / Tolleson Union / Phoenix College
23	Patrick Mwamba	F	6-7	201	R-So.	Bukavu, Congo / Keur Madior International / NBA Academy Africa
24	Montez Young Jr.	F	6-5	192	Fr.	Waxahachie, Texas / Waxahachie
55	Nathaniel Spurgeon	G	6-0	165	Sr.	Azle, Texas / Homeschooled / Texas Wesleyan

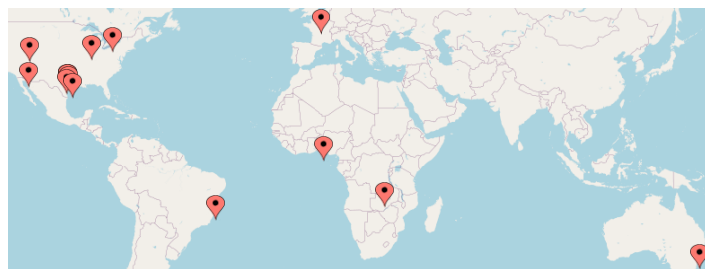
All UTA player year classifications for the 2021-22 season reflect a COVID season factored in (i.e. those who were sophomores in 2020-21 remained sophomores for 2021-22, unless they graduated and are now listed as grad students).

BREAKDOWN

RETURNERS (8) / STARTERS (4) 2020-21 STATS / NOTES

- #0 R-So. Kaodirichi Akobundu-Ehiogu ^(S).... Led Sun Belt With 3.2 BPG
- #3 R-Jr. Carson Bischoff Appeared In 15 Games
- #4 Gr. David Azore ^(S).. Missed 13 Games (Injury) / 12.8 PPG / 4.8 RPG / 2.1 APG
- #5 Fr. Brandyn Talbot Appeared In 12 Games
- #12 Gr. Lazaro Rojas Missed 13 Games (Injury) / 4.1 PPG / 3.2 RPG
- #15 Fr. Antonio Romanelli..... Walk-On / Played In Three Games
- #20 So. Nicolas Elame ^(S)..... 6.5 PPG / 4.1 RPG / 2.6 APG
- #23 R-So. Patrick Mwamba ^(S) 22 Starts / 6.9 PPG / 4.7 RPG

^(S) Denotes Returning Starter



Countries Represented

United States, Canada, Brazil, France, Nigeria, Congo, Australia

States Represented

Texas, Utah, Illinois, Arizona

NEWCOMERS (7) 2020-21 STATS / NOTES

- #1 Gr. Javon Levi..... 599 Assists / 244 Steals At UTRGV
- #2 Fr. Hayden Brittingham 6.8 PPG / 4.4 RPG At Coffeyville CC
- #10 Gr. Jack Hoiberg .Michigan State Grad / Son Of Nebraska HC Fred Hoiberg
- #21 Gr. Pedro Castro 14.8 PPG / 7.3 RPG At HBU / UTA: 2017-19
- #22 Fr. Shemar Wilson ...2019-20 At Phoenix College: 12.1 PPG / 9.8 RPG
- #24 Fr. Montez Young Jr. 17 PPG / 10 RPG At Waxahachie HS
- #55 Sr. Nathaniel Spurgeon ... Walk-On / Former UTA Team Manager

LOST (8) NOTES

- Sam Griffin Transferred To Tulsa (D-I)
- Jordan Phillips Transferred To Detroit Mercy (D-I)
- Fredelin De La Cruz..... Transferred To Angelo State (D-II)
- Shahada Wells Transferred To TCU (D-I)
- Davis Steelman Graduated
- Tre Jones..... Mutual Parting
- McKade Marquis..... Transferred To UT Tyler (D-II)
- Grayson Carter Transferred To Texas Southern (D-I)

PRONOUNCIATIONS

- 0: K-O duh-reach-e
- ACK-uh-BOON-do
- aye-he-oh-ku
- 1: JUH-vahn
- 3: BISH-off
- 4: AYE-zore
- 10: HOYE-burg
- 12: LAZZ-uh-ROW
- row-HAAS
- 15: ROW-muh-nelly
- 20: uh-LALM-eh
- 22: SHUH-marr
- 23: WAMBA
- 55: spurr-GIN

The official hashtag of the program has been **#OnePlayOneDay** since Greg Young used it in his introductory press conference on Apr. 8, 2021. The meaning behind it is simply that in order to build a program you have to take it **ONE PLAY** and **ONE DAY** at a time.

HEAD COACH GREG YOUNG

COACHING CAREER

1986-90: Texas Wesleyan – Assistant
1990-91: Cleburne HS – Assistant
1991-94: Eastern New Mexico – Assistant
1994-98: Lamar CC (Colorado) – Head
1998-00: Hill College – Head
2000-05: Texas State – Recruiting Coordinator
2005-09: Jacksonville College (Texas) – Head
2009-13: UT Arlington – Assistant
2013-21: UT Arlington – Associate
2021-Present: UT Arlington – Head

PLAYING CAREER

1982-86: Howard Payne
Team Captain: Senior Year

EDUCATION

Howard Payne: 1986
 Bachelor's In Physical Education

Texas Wesleyan: 1990
 Master's in Education

PERSONAL

Wife: Nicole
Daughter: Reagan



Famed WWE personality The Undertaker (Mark Calaway) played basketball at Texas Wesleyan University, about 20 minutes down I-30 from UTA in Fort Worth. **Young was an assistant coach at TWU during Calaway's time with the Rams in the mid-80s.**

UTA HEAD COACHING HISTORY

Coach	Years	W	L	Pct.
Tom Tinker	1959-66	54	113	.323
Barry Dowd	1966-76	90	168	.349
Bob "Snake" LeGrand	1976-87	122	184	.399
Jerry Stone	1987-88	7	22	.241
Mark Nixon	1988-92	56	59	.487
Eddie McCarter	1992-06	179	211	.459
Scott Cross	2006-18	225	161	.584
Chris Ogden	2018-21	44	47	.484
Greg Young	2021-	3	7	.300
TOTAL		780	972	.445

A veteran on the UT Arlington men's basketball sidelines for more than a decade, Greg Young was named the ninth head coach in program history on Apr. 5, 2021. He picked up his first win with UTA versus Mary Hardin-Baylor (Nov. 13) and his first victory over a Division-I team at UC Santa Barbara (Nov. 29).

A 35-year coaching veteran with deep Lone Star State roots, Young is in his 13th season with UTA in 2021-22 after serving as an assistant (2009-13) or associate (2013-21) coach for the program over the previous 12 years.

In Young's 12 seasons with the Mavericks, UTA has gone 219-165 (.570) and advanced to the postseason four times: 2012 NIT, 2013 CIT, 2016 CIT and 2017 NIT. The Mavs were Southland Conference regular-season champions in 2011-12, reached the Western Athletic Conference Tournament championship game in 2013 and earned the Sun Belt Conference regular season title in 2017. Additionally, UTA went to back-to-back Sun Belt Tournament championship games in 2018 and 2019.

Prior to the 2020-21 season, Young was voted as the top assistant coach in the Sun Belt by his peers, as published by Stadium's Jeff Goodman. Goodman also recognized Young as one of the top-5 assistants in the Southland Conference in 2010-11 when the Mavs were a league member.

Young has previous head-coaching experience as he registered an overall record of 168-139 (.547) in 10 seasons as a junior college head coach. During that time, he had 55 players sign with four-year institutions, including 26 with Division-I schools.



Young came to UT Arlington from Jacksonville College in Texas, where he spent four years as the head coach of the Jaguars. He also served as the school's athletic director.

He led his team to a 21-10 record in 2008-09, which was one of the best seasons in school history. The Jaguars spent the majority of the season in the NJCAA national rankings, and Young was honored following the campaign as the Region XIV Coach of the Year.

Young went to Jacksonville College from Texas State where he served for five years as the Bobcats' recruiting coordinator. During his tenure, the Bobcats played in the Southland Conference Tournament each season. He signed eight top-100 players, according to Texas Hoops, during those five seasons.

Prior to his tenure at Texas State, Young was the head coach at Hill College in Hillsboro, Texas, for two seasons. He led the Rebels to consecutive Region V Tournament appearances, and in 1999-2000 led the team to the regional tournament championship game. That was the first time the school had reached the finals since 1974.

From 1994-98 Young was the head coach at Lamar Community College in Colorado. Young turned the Lopes into a Region VIX contender in his four years there, twice reaching the Region VIX Tournament quarterfinals.

Young was the assistant coach at Eastern New Mexico from 1991-94. He helped lead the Greyhounds to the Lone Star Conference title in 1992 and an appearance in the NCAA Division II Sweet Sixteen in the school's first-ever NCAA Tournament appearance.

Young also spent time as an assistant coach at Cleburne High School during the 1990-91 season and as an assistant at Texas Wesleyan from 1986-90.

A native of Cleburne, Texas, Young was a three-sport athlete at Cleburne High, lettering in football, basketball and baseball. He then went on to play basketball at Howard Payne University where he was a four-year letterman. He was named a captain his senior season and received the distinguished Paul J. Cunningham Award for excellence and dedication his senior year.



KAODIRICHI AKOBUNDU-EHIOGU

R-So. F 6-9 190 Lagos, Nigeria

Southwestern Assemblies of God University | Poteet HS

K-O duh-reach-e
ACK-uh-BOON-do
aye-he-oh-ku

@CASHMONEYKAO

@di5ichi

RECORD HIGHS

POINTS

Career 14 vs. Lamar (12/11/21)
Season 14 vs. Lamar (12/11/21)

REBOUNDS

Career 14 vs. Little Rock (1/22/21)
Season 10 @ Oral Roberts (12/16/21)

OFFENSIVE REBOUNDS

Career 6 @ Louisiana (2/22/21)
Season 3, 2x, Last @ Oral Roberts (12/16/21)

BLOCKS

Career 7 vs. Louisiana (1/16/21)
Season 6 vs. Lamar (12/11/21)

FIELD GOALS MADE

Career 7 vs. Lamar (12/11/21)
Season 7 vs. Lamar (12/11/21)

FREE THROWS MADE

Career 3, 2x, Last @ Louisiana (2/22/21)
Season 2, 2x, Last @ Oklahoma (12/19/21)

MINUTES

Career 34 @ Arkansas State (1/29/21)
Season 28 vs. Lamar (12/11/21)

BIO BLAST

Active career leader among all Division-I players in blocks per game at 3.21 – more than a half shot better than the next-closest player ... has a block in a nation-best 25-straight games (23 of those have been 2+ blocks).

2021-22: Has at least one block in every game, and 2+ rejections in all but one contest ... **90 career blocks in just 28 games are already the 5th-most in program history** ... first time in his career scoring in double figures in consecutive games with 10 versus Mary Hardin-Baylor (Nov. 13) and Abilene Christian (Nov. 16) ... **six blocks versus Lamar (Dec. 11), tied for the 5th-most in single-game program history** ... went a perfect 7-7 from the field that game, tied for the 6th-most makes without a miss in program history (min. 5 makes).

PAINT TOUCHES

- Walk-on last year who got put on scholarship in advance of this season.
- Was born in Nigeria and lived there until he was 13; moved to the United States on Oct. 11, 2012.
- Grew up playing soccer and track; had not touched or even seen a basketball until he moved to the U.S.
- Kicked a basketball the first time he saw one, thinking it was a soccer ball.
- Grew from 5-foot-4 when he arrived in the U.S. to 6-foot-6 as a high school senior at age 18; grew three more inches to his current 6-foot-9 between 2018-20.
- His first name means 'patience' and he has a visual/photographic memory.

MISCELLANEOUS

	Season	Career
Double-Figure Points	3	4
20+ Points		
Double-Doubles		1
5+ Rebounds	6	16
3+ Blocks	5	19

• Spent his 2018-19 freshman year at NAIA member Southwestern Assemblies of God University (SAGU) in Waxahachie, Texas, before suffering a left foot fracture near the end of the season.

• Did not play anywhere in 2019-20, instead choosing to work out in DFW with acclaimed trainer Tyler Relph.

• Worked at Home Depot from February-August 2020 as a Sales Associate in Lumber and Plumbing.

CAREER STATS

			Total		3-Ptr		F-Throws		Rebounds											
Season	GP-GS	Min/Avg	FG-FGA	Pct	FG-FGA	Pct	FT-FTA	Pct	Off	Def	Tot	Avg	PF	FO	A	TO	Blk	Stl	Pts	Avg
2018-19	25-0	0/0.0	9-20	.450	0-4	.000	4-13	.308	10	21	31	1.2	0	0	5	8	27	2	22	0.9
2020-21	18-10	392/21.8	25-35	.714	0-0	.000	11-17	.647	41	62	103	5.7	33	0	2	9	60	3	61	3.4
2021-22	10-8	205/20.5	25-35	.714	0-0	.000	6-7	.857	13	38	51	5.1	24	0	4	10	30	1	56	5.6
Total	53-18	597/11.3	59-90	.656	0-4	.000	21-37	.568	64	121	185	3.5	57	0	11	27	117	6	139	2.6

GAME-BY-GAME STATS

Opponent	Date	GS	MIN	Total		3-Pointers		Free throws		Rebounds				PF	A	TO	BLK	STL	PTS	AVG
				FG-FGA	PCT	3FG-3FGA	PCT	FT-FTA	PCT	OFF	DEF	TOT	AVG							
at Oklahoma St.	11/09/2021	*	15:31	2-4	.500	0-0	.000	0-0	.000	0	0	0	0.0	3	1	2	2	1	4	4.0
Mary Hardin-Baylor	11/13/2021	*	19:54	5-5	1.000	0-0	.000	0-0	.000	0	5	5	2.5	1	1	2	0	10	7.0	
Abilene Christian	11/16/2021	*	24:53	4-4	1.000	0-0	.000	2-2	1.000	1	3	4	3.0	3	0	1	4	0	10	8.0
at North Texas	11/18/2021	*	19:07	1-1	1.000	0-0	.000	0-0	.000	2	5	7	4.0	4	0	2	4	0	2	6.5
at San Diego St.	11/20/2021	*	20:17	0-3	.000	0-0	.000	0-0	.000	1	0	1	3.4	4	0	1	4	0	0	5.2
at Utah St.	11/27/2021	*	16:54	1-3	.333	0-0	.000	1-1	1.000	3	1	4	3.5	2	1	2	1	0	3	4.8
at UC Santa Barbara	11/29/2021	*	16:22	3-4	.750	0-0	.000	0-0	.000	2	6	8	4.1	4	0	0	2	0	6	5.0
Lamar University	12/11/2021	*	27:29	7-7	1.000	0-0	.000	0-0	.000	1	5	6	4.4	1	1	0	6	0	14	6.1
at Oral Roberts	12/16/2021	*	24:39	1-2	.500	0-0	.000	1-2	.500	3	7	10	5.0	0	0	1	3	0	3	5.8
at Oklahoma	12/19/2021	*	19:35	1-2	.500	0-0	.000	2-2	1.000	0	6	6	5.1	2	0	0	2	0	4	5.6
Totals		8	204:40	25-35	.714	0-0	.000	6-7	.857	13	38	51	5.1	24	4	10	30	1	56	5.6

Player Averages

Games Played	Minutes/game	Points/game	FG Pct	3FG Pct	FT Pct	Rebounds/game	Assists/game	Turnovers/game	Assist/Turnover ratio	Steals/game	Blocks/game
10	20.5	5.6	71.4	0.0	85.7	5.1	0.4	1.0	0.4	0.1	3.0



JAVON LEVI

Gr. G 5-11 163 Killeen, Texas

UT Rio Grande Valley (UTRGV) | Shoemaker HS



RECORD HIGHS

POINTS

Career 25 @ Grand Canyon (2/29/20)
Season 14 @ Utah State (11/27/21)

REBOUNDS

Career 9 @ Kansas City (1/6/18)
Season 5, 2x, Last vs. Lamar (12/11/21)

ASSISTS

Career 13, 4x, Last vs. California Baptist (3/7/20)
Season 10 vs. Mary Hardin-Baylor (11/13/21)

STEALS

Career 7, 3x, Last @ Utah Valley (2/26/21)
Season 3, 3x, Last vs. Lamar (12/11/21)

FIELD GOALS MADE

Career 9 @ Grand Canyon (2/29/20)
Season 5 vs. Mary Hardin-Baylor (11/13/21)

FREE THROWS MADE

Career 12 @ Cal State Bakersfield (2/9/19)
Season 6 @ Utah State (11/27/21)

3-POINTERS MADE

Career 3, 2x, Last vs. Tarleton State (3/6/21)
Season 2 vs. Mary Hardin-Baylor (11/13/21)

MINUTES

Career 40, 2x, Last vs. California Baptist (3/7/20)
Season 32 @ San Diego State (11/20/21)

MISCELLANEOUS

	Season	Career
Double-Figure Points	3	49
20+ Points		2
Double-Figure Assists	1	16
5+ Steals		11
Double-Doubles	1	7

CAREER AWARDS

2021 WAC All-Defensive Team
2020 Lefty Driesell Defensive All-American Team
2020 WAC Defensive Player of the Year
2020 WAC All-Defensive Team
2020 WAC Second Team
2019 Lefty Driesell Defensive All-American Team
2019 WAC Defensive Player of the Year
2019 WAC All-Defensive Team

CAREER STATS

Season	GP-GS	Min/Avg	Total FG-FGA	Pct	3-Ptr FG-FGA	Pct	F-Throws FT-FTA	Pct	Rebounds Off	Def	Tot	Avg	PF	FO	A	TO	Blk	Stl	Pts	Avg
2017-18	30-23	684/22.8	38-116	.328	7-27	.259	37-61	.607	4	67	71	2.4	62	1	114	44	1	35	120	4.0
2018-19	37-37	1201/32.5	123-312	.394	12-54	.222	108-162	.667	30	116	146	3.9	90	0	211	75	2	109	366	9.9
2019-20	25-25	808/32.3	97-251	.386	17-48	.354	75-106	.708	23	59	82	3.3	57	1	199	68	1	60	286	11.4
2020-21	14-14	441/31.5	49-126	.389	12-36	.333	36-58	.621	15	49	64	4.6	38	2	75	41	0	40	146	10.4
2021-22	10-10	267/26.7	21-64	.328	3-10	.300	9-15	.600	9	24	33	3.3	20	0	43	26	0	16	54	5.4
Total	116-109	3401/29.3	328-869	.377	51-175	.291	265-402	.659	81	315	396	3.4	267	4	642	254	4	260	972	8.4

BIO BLAST

2021-22: Needs just 28 points to reach 1,000 for his career ... posted 12 points and 10 assists versus Mary Hardin-Baylor (Nov. 13) – **the first points-assists double-double by a UTA player since Brian Warren had 15 points and 12 assists against Arkansas Tech on Nov. 24, 2019 ...** back-to-back games of three steals at UC Santa Barbara and vs. Lamar.

CAREER OVERVIEW: Among active Division-I players, he **ranked 5th with 642 career assists, 3rd with 2.24 career steals per game, T-4th with 260 career steals and 6th with an assist-to-turnover ratio of 2.53.**

GAME-BY-GAME STATS

Opponent	Date	GS	MIN	Total		3-Pointers		Free throws		Rebounds		PF	A	TO	BLK	STL	PTS	AVG			
				FG-FGA	PCT	3FG-3FGA	PCT	FT-FTA	PCT	OFF	DEF								TOT	AVG	
at Oklahoma St.	11/09/2021	*	24:55	2-5	.400	0-1	.000	0-0	.000	1	4	5	5.0	2	1	4	0	3	4	4.0	
Mary Hardin-Baylor	11/13/2021	*	26:22	5-7	.714	2-2	1.000	0-0	.000	0	2	2	3.5	2	10	2	0	2	12	8.0	
Abilene Christian	11/16/2021	*	31:14	1-4	.250	0-0	.000	0-0	.000	1	1	2	3.0	3	5	3	0	0	2	6.0	
at North Texas	11/18/2021	*	15:04	0-4	.000	0-0	.000	0-0	.000	1	3	4	3.3	1	1	4	0	0	0	4.5	
at San Diego St.	11/20/2021	*	31:44	2-8	.250	0-0	.000	1-4	.250	2	2	4	3.4	2	4	2	0	2	5	4.6	
at Utah St.	11/27/2021	*	31:00	4-11	.364	0-1	.000	6-6	1.000	0	4	4	3.5	1	4	3	0	0	14	6.2	
at UC Santa Barbara	11/29/2021	*	24:27	1-4	.250	0-0	.000	0-2	.000	1	2	3	3.4	4	6	1	0	3	2	5.6	
Lamar University	12/11/2021	*	29:12	2-6	.333	1-4	.250	0-0	.000	1	4	5	3.6	2	6	4	0	3	5	5.5	
at Oral Roberts	12/16/2021	*	31:12	4-12	.333	0-2	.000	2-3	.667	1	2	3	3.6	3	4	1	0	2	10	6.0	
at Oklahoma	12/19/2021	*	20:27	0-3	.000	0-0	.000	0-0	.000	1	0	1	3.3	0	2	2	0	1	0	5.4	
Totals			10	265:37	21-64	.328	3-10	.300	9-15	.600	9	24	33	3.3	20	43	26	0	16	54	5.4

Player Averages

Games Played	Minutes/game	Points/game	FG Pct	3FG Pct	FT Pct	Rebounds/game	Assists/game	Turnovers/game	Assist/Turnover ratio	Steals/game	Blocks/game
10	26.6	5.4	32.8	30.0	60.0	3.3	4.3	2.6	1.7	1.6	0.0



HAYDEN BRITTINGHAM

2

Fr. F 6-5 209 Fort Worth, Texas

Coffeyville Community College | Crowley HS



RECORD HIGHS

POINTS

Career 17 vs. Cowley County (3/6/21)
Season

REBOUNDS

Career 8 vs. Missouri State-West Plains (1/20/21)
Season

BLOCKS

Career 3, 2x, Last vs. Neosho County (3/15/21)
Season

ASSISTS

Career 3 vs. Labette (1/23/21)
Season

STEALS

Career 2, 4x, Last vs. Chipola (4/23/21)
Season

FIELD GOALS MADE

Career 8 vs. Cowley County (3/6/21)
Season

FREE THROWS MADE

Career 8 vs. Missouri State-West Plains (1/20/21)
Season

MINUTES

Career 24 vs. Cowley County (3/6/21)
Season

BIO BLAST

2021-22: Has not played this season (coach's decision).

2020-21: Shot 56 percent from the floor over 30 games ... helped lead Coffeyville CC to the 2021 NJCAA Division I National Championship ... scored in double figures 10 times, highlighted by a 17-point performance against Cowley County CC (Mar. 6) ... scored 12 points and grabbed six rebounds in his NJCAA Tournament debut ... in the semifinal matchup against perennial JUCO power Chipola College, he played a season-high 24 minutes and pulled down seven key rebounds – one shy of matching his high for the year – in a pivotal 66-63 win.

PAINT TOUCHES

- Born in Delaware before moving to Fort Worth when he was in 3rd grade.

- Has a twin sister, Avery, who plays basketball at Stephen F. Austin.

- Favorite food/snack is dipping Cheez-Its in Greek Yogurt.

- Has known UTA associate head coach Royce 'Snoop' Johnson since 5th grade.

- Also played football (quarterback) and was a track and field high jumper in high school.

- Named to the District 5-5A First Team and also the TABC 5A Region 1 Team in high school.

GAME-BY-GAME STATS

MISCELLANEOUS

	Season	Career
Double-Figure Points		10
20+ Points		
5+ Rebounds		13
2+ Steals		4
2+ Blocks		5



CAREER STATS

Season	GP-GS	Min/Avg	Total		3-Ptr		F-Throws		Rebounds				PF	FO	A	TO	Blk	Stl	Pts	Avg
			FG-FGA	Pct	FG-FGA	Pct	FT-FTA	Pct	Off	Def	Tot	Avg								
2020-21	30-0	477/15.9	87-156	.558	0-1	.000	31-62	.500	60	72	132	4.4	70	0	20	30	23	20	205	6.8
2021-22	0-0	0/0.0	0-0	.000	0-0	.000	0-0	.000	0	0	0	0.0	0	0	0	0	0	0	0	0.0
Total	30-0	477/15.9	87-156	.558	0-1	.000	31-62	.500	60	72	132	4.4	70	0	20	30	23	20	205	6.8



CARSON BISCHOFF

3

R-Jr. G 6-4 210 Ogden, Utah

Utah State Treasure Valley CC Utah State Eastern Weber HS



RECORD HIGHS

POINTS

Career 34 vs. Mt. Hood (12/14/18)
Season 9 @ Utah State (11/27/21)

REBOUNDS

Career 12 vs. Spokane (1/12/19)
Season 4 @ Oral Roberts (12/16/21)

ASSISTS

Career 7, 3x, Last vs. Blue Mountain (1/9/19)
Season 2 vs. Lamar (12/11/21)

STEALS

Career 5 @ Southern Idaho (11/20/18)
Season 2 @ Utah State (11/27/21)

FIELD GOALS MADE

Career 12 vs. Mt. Hood (12/14/18)
Season 3 @ Utah State (11/27/21)

FREE THROWS MADE

Career 8 vs. Snow (11/29/18)
Season 1 @ Oral Roberts (12/16/21)

3-POINT FIELD GOALS MADE

Career 8, 2x, Last vs. Big Bend (1/19/19)
Season 3 @ Utah State (11/27/21)

MINUTES

Career 40, 4x, Last vs. Yakima Valley (2/6/19)
Season 26 @ Oklahoma (12/19/21)

MISCELLANEOUS

	Season	Career
Double-Figure Points		23
20+ Points		13
Double-Doubles		5
3+ 3-Pointers	1	17
1+ Steals	2	27

• Enjoys watching/playing golf; big fan of Utah native Tony Finau and Dallas native Jordan Spieth.

• His uncle played basketball at Weber State.

• Earned First Team All-Region honors as a high school senior in 2016-17 after averaging 15.7 points and 6.5 rebounds.

CAREER STATS

Season	GP-GS	Min/Avg	Total		3-Ptr		F-Throws		Rebounds										Pts	Avg
			FG-FGA	Pct	FG-FGA	Pct	FT-FTA	Pct	Off	Def	Tot	Avg	PF	FO	A	TO	Blk	Stl		
2017-18	13-0	212/16.3	31-76	.408	13-41	.317	13-20	.650	10	31	41	3.2	14	0	15	14	0	13	88	6.8
2018-19	21-21	0/0.0	135-314	.430	75-192	.391	68-84	.810	21	118	139	6.6	32	0	55	34	6	34	413	19.7
2020-21	15-0	118/7.9	7-34	.206	6-32	.188	0-0	.000	0	9	9	0.6	16	1	3	3	1	2	20	1.3
2021-22	5-1	98/19.6	9-19	.474	9-18	.500	1-3	.333	0	10	10	2.0	6	0	3	1	0	4	28	5.6
Total	54-22	428/7.9	182-443	.411	103-283	.364	82-107	.766	31	168	199	3.7	68	1	76	52	7	53	549	10.2

BIO BLAST

2021-22: Underwent minor back surgery the week of Nov. 15 to repair an on-going nerve issue ... was cleared to return to the court the week of Nov. 22 and made his season debut on Nov. 27 at Utah State, knocking down three 3-pointers ... is 9-18 from 3-point range to start the year ... **in just five games, he is responsible for 22% (9 of 41) of UTA's total 3-pointers made against D-I teams this season** ... had about 30 friends and family at the Utah State game (native of Ogden, Utah, about 30 minutes from Logan).

2020-21: Best performance of the season came with six points off a pair of 3-pointers against Dallas Christian (Dec. 17) ... tied, or bettered, his scoring output in each of the first six games of the year.

GAME-BY-GAME STATS

Opponent	Date	GS	MIN	Total		3-Pointers		Free throws		Rebounds				PF	A	TO	BLK	STL	PTS	AVG
				FG-FGA	PCT	3FG-3FGA	PCT	FT-FTA	PCT	OFF	DEF	TOT	AVG							
at Utah St.	11/27/2021		16:46	3-5	.600	3-5	.600	0-0	.000	0	2	2	2.0	2	0	1	0	2	9	9.0
at UC Santa Barbara	11/29/2021		15:43	1-1	1.000	1-1	1.000	0-0	.000	0	0	0	1.0	2	1	0	0	1	3	6.0
Lamar University	12/11/2021		16:13	1-3	.333	1-3	.333	0-0	.000	0	1	1	1.0	1	2	0	0	0	3	5.0
at Oral Roberts	12/16/2021		22:37	2-3	.667	2-3	.667	1-3	.333	0	4	4	1.8	1	0	0	0	1	7	5.5
at Oklahoma	12/19/2021 *		25:32	2-7	.286	2-6	.333	0-0	.000	0	3	3	2.0	0	0	0	0	0	6	5.6
Totals		1	96:51	9-19	.474	9-18	.500	1-3	.333	0	10	10	2.0	6	3	1	0	4	28	5.6

Player Averages

Games played	Minutes/game	Points/game	FG Pct	3FG Pct	FT Pct	Rebounds/game	Assists/game	Turnovers/game	Assist/Turnover ratio	Steals/game	Blocks/game
5	19.4	5.6	47.4	50.0	33.3	2.0	0.6	0.2	3.0	0.8	0.0



DAVID AZORE

4

Gr. G 6-4 211 Houston, Utah
Clear Brook High School



RECORD HIGHS

POINTS

Career 33 @ Georgia Southern (12/21/19)
Season 21 vs. Abilene Christian (11/16/21)

REBOUNDS

Career 13 @ Texas State (2/2/19)
Season 8 vs. Abilene Christian (11/16/21)

ASSISTS

Career 8 vs. ULM (2/1/20)
Season 4 vs. Lamar (12/11/21)

STEALS

Career 3, 6x, Last @ Louisiana (2/22/21)
Season 2, 2x, Last @ UC Santa Barbara (11/29/21)

FIELD GOALS MADE

Career 11 @ Georgia Southern (12/21/19)
Season 7, 2x, Last @ Utah State (11/27/21)

FREE THROWS MADE

Career 11 vs. Troy (3/5/21)
Season 9 vs. Lamar (12/11/21)

3-POINT FIELD GOALS MADE

Career 4 vs. App State (1/9/20)
Season 1, 5x, Last @ Oklahoma (12/19/21)

MINUTES

Career 40 vs. Texas State (2/28/20)
Season 37 @ San Diego State (11/20/21)

MISCELLANEOUS

	Season	Career
Double-Figure Points	8	56
20+ Points	1	8
Double-Doubles		6
5+ Rebounds	3	35
1+ Steals	6	51

CAREER AWARDS

2021-22 Sun Belt Preseason Second Team

2020 Sun Belt Conference Second Team

2020 NABC All-District Second Team

2020-21 Sun Belt Conference Academic Honor Roll

CAREER STATS

Season	GP-GS	Min/Avg	Total		3-Ptr		F-Throws		Rebounds										Pts	Avg
			FG-FGA	Pct	FG-FGA	Pct	FT-FTA	Pct	Off	Def	Tot	Avg	PF	FO	A	TO	Blk	Stl		
2018-19	32-17	743/23.2	75-233	.322	9-47	.191	110-135	.815	21	113	134	4.2	60	1	51	83	2	19	269	8.4
2019-20	32-29	963/30.1	149-340	.438	32-97	.330	119-157	.758	18	136	154	4.8	77	0	117	65	5	33	449	14.0
2020-21	12-12	283/23.6	51-118	.432	14-32	.438	38-46	.826	3	54	57	4.8	22	1	25	14	2	21	154	12.8
2021-22	10-10	312/31.2	42-121	.347	5-31	.161	48-59	.814	2	32	34	3.4	18	1	14	34	0	8	137	13.7
Total	86-68	2301/26.8	317-812	.390	60-207	.290	315-397	.793	44	335	379	4.4	177	3	207	196	9	81	1009	11.7

BIO BLAST

2021-22: Became the 28th member of UTA's 1,000 Point Club with a free throw in the 1st half at Oklahoma (Dec. 19) ... 5th in program history in free throws made (315) and 8th in free throw percentage (.793) ... has led UTA in scoring a team-high five times times: 21 versus Abilene Christian (Nov. 16), 17 at Utah State (Nov. 27), 16 against Lamar (Dec. 11) and 16 at Oral Roberts (Dec. 16) – all coming in the 2nd half – and 15 at Oklahoma (Dec. 19).

2020-21: Missed 13 games in Sun Belt play due to a leg injury.

GAME-BY-GAME STATS

Opponent	Date	GS	MIN	Total		3-Pointers		Free throws		Rebounds				PF	A	TO	BLK	STL	PTS	AVG	
				FG-FGA	PCT	3FG-3FGA	PCT	FT-FTA	PCT	OFF	DEF	TOT	AVG								
at Oklahoma St.	11/09/2021	*	26:42	2-9	.222	0-3	.000	2-3	.667	0	1	1	1.0	2	1	4	0	0	6	6.0	
Mary Hardin-Baylor	11/13/2021	*	23:36	5-10	.500	0-2	.000	5-5	1.000	1	4	5	3.0	0	1	2	0	2	15	10.5	
Abilene Christian	11/16/2021	*	35:00	7-14	.500	1-5	.200	6-8	.750	1	7	8	4.7	4	2	7	0	0	21	14.0	
at North Texas	11/18/2021	*	25:06	0-6	.000	0-1	.000	5-5	1.000	0	3	3	4.3	0	0	2	0	0	5	11.8	
at San Diego St.	11/20/2021	*	36:53	5-16	.313	0-2	.000	5-7	.714	0	2	2	3.8	5	0	4	0	1	15	12.4	
at Utah St.	11/27/2021	*	32:55	7-17	.412	1-4	.250	2-2	1.000	0	3	3	3.7	2	2	3	0	1	17	13.2	
at UC Santa Barbara	11/29/2021	*	33:36	3-13	.231	0-3	.000	5-7	.714	0	2	2	3.4	3	3	4	0	2	11	12.9	
Lamar University	12/11/2021	*	35:01	3-11	.273	1-5	.200	9-10	.900	0	6	6	3.8	1	4	4	0	1	16	13.3	
at Oral Roberts	12/16/2021	*	33:36	6-15	.400	1-2	.500	3-4	.750	0	1	1	3.4	1	0	2	0	0	16	13.6	
at Oklahoma	12/19/2021	*	28:58	4-10	.400	1-4	.250	6-8	.750	0	3	3	3.4	0	1	2	0	1	15	13.7	
Totals			10	311:23	42-121	.347	5-31	.161	48-59	.814	2	32	34	3.4	18	14	34	0	8	137	13.7

Player Averages

Games Played	Minutes/game	Points/game	FG Pct	3FG Pct	FT Pct	Rebounds/game	Assists/game	Turnovers/game	Assist/Turnover ratio	Steals/game	Blocks/game
10	31.1	13.7	34.7	16.1	81.4	3.4	1.4	3.4	0.4	0.8	0.0



BRANDYN TALBOT

5

Fr. G 6-5 176 Newmarket, Ontario
Dream City Christian School


@BrandynTalbot



@talllbot

RECORD HIGHS

POINTS

Career 13 vs. Dallas Christian (12/17/20)

Season 6 vs. Mary Hardin-Baylor (11/13/21)

REBOUNDS

Career 8 vs. Howard Payne (12/22/20)

Season 3 vs. Mary Hardin-Baylor (11/13/21)

ASSISTS

Career 3, 2x, Last @ Oklahoma (12/19/21)

Season 3 @ Oklahoma (12/19/21)

STEALS

Career 1, 3x, Last @ Oklahoma (12/19/21)

Season 1, 2x, Last @ Oklahoma (12/19/21)

FIELD GOALS MADE

Career 4, 2x, Last vs. Howard Payne (12/22/20)

Season 2, 2x, Last @ North Texas (11/18/21)

FREE THROWS MADE

Career 4 vs. Hardin-Simmons (12/11/20)

Season 4 vs. Hardin-Simmons (12/11/20)

3-POINT FIELD GOALS MADE

Career 3 vs. Howard Payne (12/22/20)

Season 2 vs. Mary Hardin-Baylor (11/13/21)

MINUTES

Career 24 vs. Hardin-Simmons (12/11/20)

Season 20 vs. Mary Hardin-Baylor (11/13/21)

BIO BLAST

2021-22: Any games not played in this season have been a coach's decision ... knocked down at least one 3-pointer in each of the first four games of the year ... first game playing multiple minutes in nearly a month with 10 at Oral Roberts (Dec. 16) ... team-high three steals at Oklahoma (Dec. 19).

2020-21: Averaged 3.3 points and 1.3 rebounds per game in 12 contests ... scored his first-career points on a 3-pointer at Tulsa (Dec. 4) ... reached double-figure points in three-straight games from Dec. 11-22 against Hardin-Simmons (12), Dallas Christian (13) and Howard Payne (11) ... knocked down a season-best three 3-pointers versus HPU ... made his collegiate debut at Arkansas (Dec. 2).

GAME-BY-GAME STATS

• During his year at Bella Vista Prep, he was not only teammates, but also roommates, with Nicolas Elame.

• He now rooms with Elame, who had a significant impact in Talbot choosing to attend UTA.

• Has lived on his own/with high school teammates since he moved to the United States in 2015-16.

• Has seven other siblings; he is the middle child.

• Averaged 12.4 points, 2.9 assists and 2.4 rebounds per game playing against some of the best competition in the country as a high school senior in 2019-20; Dream City was ranked as high as #21 in the nation by USA Today that year.

MISCELLANEOUS

	Season	Career
Double-Figure Points		3
20+ Points		
2+ 3-Pointers	1	4
5+ Rebounds		1
1+ Steals	2	3

				Total		3-Pointers		Free throws		Rebounds										
Opponent	Date	GS	MIN	FG-FGA	PCT	3FG-3FGA	PCT	FT-FTA	PCT	OFF	DEF	TOT	AVG	PF	A	TO	BLK	STL	PTS	AVG
at Oklahoma St.	11/09/2021		17:13	1-4	.250	1-4	.250	0-0	.000	0	2	2	2.0	0	0	2	0	0	3	3.0
Mary Hardin-Baylor	11/13/2021		24:39	2-5	.400	2-5	.400	0-0	.000	0	3	3	2.5	1	2	3	0	1	6	4.5
Abilene Christian	11/16/2021		06:38	1-1	1.000	1-1	1.000	0-0	.000	0	1	1	2.0	1	0	0	0	0	3	4.0
at North Texas	11/18/2021		16:52	2-4	.500	1-3	.333	0-0	.000	0	1	1	1.8	1	0	3	0	0	5	4.3
at Utah St.	11/27/2021		01:09	0-0	.000	0-0	.000	0-0	.000	0	0	0	1.4	0	0	0	0	0	0	3.4
at Oral Roberts	12/16/2021		09:37	1-3	.333	1-3	.333	0-0	.000	0	0	0	1.2	0	0	1	0	0	3	3.3
at Oklahoma	12/19/2021		14:28	1-3	.333	1-3	.333	0-0	.000	0	0	0	1.0	0	3	0	0	1	3	3.3
Totals		0	90:36	8-20	.400	7-19	.368	0-0	.000	0	7	7	1.0	3	5	9	0	2	23	3.3

Player Averages

Games Played	Minutes/game	Points/game	FG Pct	3FG Pct	FT Pct	Rebounds/game	Assists/game	Turnovers/game	Assist/Turnover ratio	Steals/game	Blocks/game
7	12.9	3.3	40.0	36.8	0.0	1.0	0.7	1.3	0.6	0.3	0.0



CAREER STATS

Season	GP-GS	Min/Avg	Total		3-Ptr		F-Throws		Rebounds										Pts	Avg
			FG-FGA	Pct	FG-FGA	Pct	FT-FTA	Pct	Off	Def	Tot	Avg	PF	FO	A	TO	Blk	Stl		
2020-21	12-0	100/8.3	12-38	.316	8-28	.286	7-12	.583	0	15	15	1.3	11	0	7	12	1	1	39	3.3
2021-22	7-0	92/13.1	8-20	.400	7-19	.368	0-0	.000	0	7	7	1.0	3	0	5	9	0	2	23	3.3
Total	19-0	192/10.1	20-58	.345	15-47	.319	7-12	.583	0	22	22	1.2	14	0	12	21	1	3	62	3.3



JACK HOIBERG

10

Gr. G 5-11 172 Burr Ridge, Illinois

Michigan State Hinsdale High School



RECORD HIGHS

POINTS

Career 11 @ UC Santa Barbara (11/29/21)
Season 11 @ UC Santa Barbara (11/29/21)

REBOUNDS

Career 4 @ North Texas (11/18/21)
Season 4 @ North Texas (11/18/21)

ASSISTS

Career 6 vs. Western Michigan (12/29/19)
Season 5 vs. Mary Hardin-Baylor (11/13/21)

STEALS

Career 1, 6x, Last @ Oklahoma (12/19/21)
Season 1, 3x, Last @ Oklahoma (12/19/21)

FIELD GOALS MADE

Career 3 @ San Diego State (11/20/21)
Season 3 @ San Diego State (11/20/21)

FREE THROWS MADE

Career 9 @ UC Santa Barbara (11/29/21)
Season 9 @ UC Santa Barbara (11/29/21)

3-POINTERS MADE

Career 2 @ San Diego State (11/20/21)
Season 2 @ San Diego State (11/20/21)

MINUTES

Career 25, 2x, Last @ North Texas (11/18/21)
Season 25, 2x, Last @ North Texas (11/18/21)

MISCELLANEOUS

	Season	Career
Double-Figure Points	2	2
20+ Points		
1+ 3-Pointers	3	6
5+ Assists	1	2
1+ Steals	3	6

• UTA pursued him harder than any other school, and he wanted to go to school/live in the South after spending his entire life in seven different Midwest states.

• Received an undergrad degree in Communications from Michigan State and is now pursuing a Master's degree from UTA in Higher Education Leadership.

CAREER STATS

Season	GP-GS	Min/Avg	Total		3-Ptr		F-Throws		Rebounds										Pts	Avg
			FG-FGA	Pct	FG-FGA	Pct	FT-FTA	Pct	Off	Def	Tot	Avg	PF	FO	A	TO	Blk	Stl		
2018-19	14-0	18/1.3	2-6	.333	2-3	.667	4-4	1.000	1	1	2	0.1	0	0	3	5	0	1	10	0.7
2019-20	14-0	41/2.9	4-12	.333	1-4	.250	10-14	.714	1	2	3	0.2	6	0	12	3	0	2	19	1.4
2020-21	14-0	44/3.1	2-13	.154	0-6	.000	3-7	.429	1	2	3	0.2	4	0	5	2	0	0	7	0.5
2021-22	10-0	179/17.9	12-38	.316	4-15	.267	14-17	.824	6	12	18	1.8	16	0	16	11	0	3	42	4.2
Total	52-0	282/5.4	20-69	.290	7-28	.250	31-42	.738	9	17	26	0.5	26	0	36	21	0	6	78	1.5

BIO BLAST

2021-22: After scoring 36 points in his first 44 career games, has scored 40 points in his last eight games ... first time scoring in double figures with 10 versus Abilene Christian (Nov. 16) ... went 9-9 from the free throw line en route to a career-high 11 points at UC Santa Barbara (Nov. 29).

2017-21 AT MICHIGAN STATE: Red-shirt year in 2017-18; walk-on for the 2018-19 and 2019-20 seasons before being put on scholarship for 2020-21.

TOM IZZO: "Jack Hoiberg is one of the smartest, toughest and hardest-working players I've had at Michigan State. That's saying a lot for a kid given some of the players we've had here."

GAME-BY-GAME STATS

Opponent	Date	GS	MIN	Total		3-Pointers		Free throws		Rebounds				PF	A	TO	BLK	STL	PTS	AVG
				FG-FGA	PCT	3FG-3FGA	PCT	FT-FTA	PCT	OFF	DEF	TOT	AVG							
at Oklahoma St.	11/09/2021		17:47	0-2	.000	0-0	.000	0-0	.000	1	0	1	1.0	1	0	0	0	0	0	0.0
Mary Hardin-Baylor	11/13/2021		16:22	1-5	.200	0-4	.000	0-0	.000	2	1	3	2.0	3	5	2	0	0	2	1.0
Abilene Christian	11/16/2021		25:04	2-3	.667	1-1	1.000	5-6	.833	1	2	3	2.3	2	2	0	0	10	4.0	4.0
at North Texas	11/18/2021		25:12	2-4	.500	0-1	.000	0-1	.000	1	3	4	2.8	3	1	3	0	1	4	4.0
at San Diego St.	11/20/2021		18:56	3-6	.500	2-3	.667	0-0	.000	1	1	2	2.6	2	1	0	0	0	8	4.8
at Utah St.	11/27/2021		14:32	2-5	.400	1-3	.333	0-0	.000	0	0	0	2.2	1	1	2	0	0	5	4.8
at UC Santa Barbara	11/29/2021		18:42	1-6	.167	0-1	.000	9-9	1.000	0	2	2	2.1	0	3	0	0	0	11	5.7
Lamar University	12/11/2021		11:15	0-2	.000	0-1	.000	0-1	.000	0	2	2	2.1	1	1	0	0	1	0	5.0
at Oral Roberts	12/16/2021		13:33	1-1	1.000	0-0	.000	0-0	.000	0	1	1	2.0	2	2	2	0	0	2	4.7
at Oklahoma	12/19/2021		19:33	0-4	.000	0-1	.000	0-0	.000	0	0	0	1.8	1	0	0	0	1	0	4.2
Totals			0 180:56	12-38	.316	4-15	.267	14-17	.824	6	12	18	1.8	16	11	0	3	42	4.2	4.2

Player Averages

Games Played	Minutes/game	Points/game	FG Pct	3FG Pct	FT Pct	Rebounds/game	Assists/game	Turnovers/game	Assist/Turnover ratio	Steals/game	Blocks/game
10	18.1	4.2	31.6	26.7	82.4	1.8	1.6	1.1	1.5	0.3	0.0



LAZARO ROJAS

12

Gr. F 6-11 239 Porto Seguro, Brazil

Fresno State Score Academy



RECORD HIGHS

POINTS

Career 11, 2x, Last vs. Howard Payne (12/22/20)

Season 8, 2x, Last @ Oral Roberts (12/16/21)

REBOUNDS

Career 9, 2x, Last vs. Hardin-Simmons (12/11/20)

Season 6 @ Utah State (11/27/21)

OFFENSIVE REBOUNDS

Career 6 vs. Pacific (11/28/18)

Season 2 @ Utah State (11/27/21)

BLOCKS

Career 2, 3x, Last vs. Air Force (3/14/19)

Season 1, 3x, Last @ Oral Roberts (12/16/21)

FIELD GOALS MADE

Career 5 vs. Howard Payne (12/22/20)

Season 4 @ Oral Roberts (12/16/21)

FREE THROWS MADE

Career 6 vs. Weber State (12/5/18)

Season 2, 3x, Last @ Utah State (11/27/21)

MINUTES

Career 19, 2x, Last @ North Texas (11/18/21)

Season 19 @ North Texas (11/18/21)

MISCELLANEOUS

	Season	Career
Double-Figure Points		3
20+ Points		
Double-Doubles		
5+ Rebounds	1	9
2+ Blocks		3

• Last year, he suffered a leg injury in the 2nd half at Little Rock (Jan. 2) and missed 13 games in conference before returning on Feb. 26.

• Scored 30 of his 49 points on the year in a three-game stretch (Dec. 11-22).

• Pulled down six rebounds – tied for his most against a D-I opponent – in the Sun Belt Tournament opposite Troy (Mar. 5).

CAREER STATS

Season	GP-GS	Min/Avg	Total		3-Ptr		F-Throws		Rebounds				PF				Pts	
			FG-FGA	Pct	FG-FGA	Pct	FT-FTA	Pct	Off	Def	Tot	Avg	PF	FO	A	TO	Blk	Avg
2017-18	8-0	17/2.1	1-3	.333	0-1	.000	0-0	.000	2	2	4	0.5	1	0	1	1	0	0.3
2018-19	27-2	22/8.2	26-49	.531	0-0	.000	20-32	.625	19	37	56	2.1	29	0	5	26	11	2.7
2019-20	10-0	51/5.1	4-8	.500	0-2	.000	2-5	.400	5	7	12	1.2	5	0	2	1	1	1.0
2020-21	12-2	125/10.4	19-30	.633	0-1	.000	11-15	.733	15	23	38	3.2	13	0	5	7	4	4.1
2021-22	9-2	103/11.4	16-32	.500	0-3	.000	6-8	.750	5	18	23	2.6	21	0	3	17	3	4.2
Total	66-6	517/7.8	66-122	.541	0-7	.000	39-60	.650	46	87	133	2.0	69	0	16	52	19	2.6

BIO BLAST

2021-22: Best overall game of the year has been an eight-point, six-rebound performance at Utah State (Nov. 27) – season highs in both categories ... suffered an eye injury in practice before the UC Santa Barbara game (Nov. 29) and did not play in that contest ... tied a season high with eight points at Oral Roberts (Dec. 16).

2020-21: Just missed what would have been his first-career double-double with a season-high-tying 11 points and season-best nine rebounds opposite Hardin-Simmons (Dec. 11) ... shot a perfect 5-5 from the floor against Howard Payne (Dec. 22) as part of an 11-point outing.

PAINT TOUCHES

• Lived in Brazil until he was 15. Moved to Italy with his mother from ages 15-18 before returning to Brazil to play club basketball in advance of moving to Florida and graduating from Score Academy.

• His father now lives in McKinney, about an hour from campus.

• Call him: Laz.

• Also recruited by Alabama, Colorado State, Maryland, NC State and Ohio State out of high school.

• Committed to UTA without stepping foot on campus in the summer of 2020 during the peak of COVID – took virtual tours to look at facilities, etc.

• Learned to play the ukulele during COVID quarantine.

GAME-BY-GAME STATS

Opponent	Date	GS	MIN	Total		3-Pointers		Free throws		Rebounds				PF	A	TO	BLK	STL	PTS	AVG
				FG-FGA	PCT	3FG-3FGA	PCT	FT-FTA	PCT	OFF	DEF	TOT	AVG							
at Oklahoma St.	11/09/2021		14:26	1-3	.333	0-0	.000	0-1	.000	0	4	4	4.0	1	0	2	0	0	2	2.0
Mary Hardin-Baylor	11/13/2021		05:50	2-2	1.000	0-0	.000	2-2	1.000	1	3	4	4.0	3	1	2	0	0	6	4.0
Abilene Christian	11/16/2021	*	09:51	0-1	.000	0-1	.000	2-2	1.000	0	2	2	3.3	1	1	3	0	2	2	3.3
at North Texas	11/18/2021	*	18:41	2-3	.667	0-1	.000	0-0	.000	1	0	1	2.8	3	0	2	1	1	4	3.5
at San Diego St.	11/20/2021		08:09	1-1	1.000	0-0	.000	0-0	.000	0	0	0	2.2	3	0	0	0	0	2	3.2
at Utah St.	11/27/2021		16:39	3-4	.750	0-0	.000	2-2	1.000	2	4	6	2.8	4	0	2	0	1	8	4.0
Lamar University	12/11/2021		12:10	2-6	.333	0-0	.000	0-1	.000	0	4	4	3.0	2	0	2	1	0	4	4.0
at Oral Roberts	12/16/2021		10:21	4-8	.500	0-0	.000	0-0	.000	1	1	2	2.9	2	1	2	1	0	8	4.5
at Oklahoma	12/19/2021		06:52	1-4	.250	0-1	.000	0-0	.000	0	0	0	2.6	2	0	2	0	0	2	4.2
Totals			2 102:59	16-32	.500	0-3	.000	6-8	.750	5	18	23	2.6	21	3	17	3	4	38	4.2

Player Averages

Games Played	Minutes/game	Points/game	FG Pct	3FG Pct	FT Pct	Rebounds/game	Assists/game	Turnovers/game	Assist/Turnover ratio	Steals/game	Blocks/game
9	11.4	4.2	50.0	0.0	75.0	2.6	0.3	1.9	0.2	0.4	0.3



NICOLAS ELAME

20

So. G 6-3 192 Paris, France

Bella Vista Prep

uh-LALM-eh

@nicolaselame

@nicolaselame

RECORD HIGHS

POINTS

Career 17, 2x, Last vs. Mary Hardin-Baylor (11/13/21)
Season 17 vs. Mary Hardin-Baylor (11/13/21)

REBOUNDS

Career 9, 2x, Last @ Arkansas State (1/30/21)
Season 3 @ San Diego State (11/20/21)

ASSISTS

Career 6 @ Louisiana Tech (11/27/20)
Season 2, 2x, Last vs. Mary Hardin-Baylor (11/13/21)

STEALS

Career 3, 2x, Last vs. Abilene Christian (11/16/21)
Season 3 vs. Abilene Christian (11/16/21)

FIELD GOALS MADE

Career 7 vs. Mary Hardin-Baylor (11/13/21)
Season 7 vs. Mary Hardin-Baylor (11/13/21)

FREE THROWS MADE

Career 5 vs. Texas State (2/11/21)
Season 1 vs. Mary Hardin-Baylor (11/13/21)

3-POINT FIELD GOALS MADE

Career 2, 2x, Last vs. Mary Hardin-Baylor (11/13/21)
Season 2 vs. Mary Hardin-Baylor (11/13/21)

MINUTES

Career 35, 2x, Last vs. Texas State (2/11/21)
Season 22 vs. Mary Hardin-Baylor (11/13/21)

MISCELLANEOUS

	Season	Career
Double-Figure Points	2	10
20+ Points		
Double-Doubles		
5+ Rebounds		13
1+ Steals	4	28

• Is fluent in English and French, and can also speak basic Spanish.

• Former practice player for the French National Team.

• During quarantine last summer he worked out in Paris, often circling the Eiffel Tower on his runs.

CAREER STATS

Season	GP-GS	Min/Avg	Total		3-Ptr		F-Throws		Rebounds										Pts	Avg
			FG-FGA	Pct	FG-FGA	Pct	FT-FTA	Pct	Off	Def	Tot	Avg	PF	FO	A	TO	Blk	Stl		
2019-20	29-2	379/13.1	32-75	.427	1-17	.059	14-27	.519	12	52	64	2.2	35	1	32	23	4	14	79	2.7
2020-21	21-13	520/24.8	55-147	.374	4-28	.143	23-32	.719	21	65	86	4.1	35	1	54	35	3	16	137	6.5
2021-22	6-1	100/16.7	17-35	.486	2-9	.222	2-8	.250	5	4	9	1.5	16	0	5	9	0	6	38	6.3
Total	56-16	999/17.8	104-257	.405	7-54	.130	39-67	.582	38	121	159	2.8	86	2	91	67	7	36	254	4.5

BIO BLAST

2021-22: Returned at Oklahoma on Dec. 19 after missing the previous month (four games in total) with a hamstring injury ... led UTA with 17 points off the bench versus Mary Hardin-Baylor (Nov. 13) ... posted his second double-figure scoring game of the season with 11 at San Diego State (Nov. 20).

2020-21: Landed at #10 on SportsCenter's Top 10 Plays on Feb. 22 for his one-handed dunk at Louisiana ... suffered a leg injury in the 2nd half at Little Rock (Jan. 2) and missed the next four games (Jan. 8-16).

PAINT TOUCHES

- Born in Paris and moved to Cameroon shortly after his birth until he was 14.
- Moved back to Paris for two years before coming to America when he was 16; lived with his cousin in Orlando upon moving to the U.S. and attended Downey Christian School.
- Moved to Houston to live with his aunt, and played his AAU ball with the Houston Defenders.
- Transferred to Bella Vista Prep in Arizona for his junior and senior years; roommates with Brandyn Talbot his senior year.
- Call him: Nic.

GAME-BY-GAME STATS

Opponent	Date	GS	MIN	Total		3-Pointers		Free throws		Rebounds				PF	A	TO	BLK	STL	PTS	AVG
				FG-FGA	PCT	3FG-3FGA	PCT	FT-FTA	PCT	OFF	DEF	TOT	AVG							
at Oklahoma St.	11/09/2021	*	17:46	2-6	.333	0-4	.000	0-2	.000	1	0	1	1.0	1	2	2	0	1	4	4.0
Mary Hardin-Baylor	11/13/2021		21:56	7-8	.875	2-2	1.000	1-1	1.000	0	2	2	1.5	2	2	2	0	1	17	10.5
Abilene Christian	11/16/2021		17:36	1-6	.167	0-0	.000	0-1	.000	1	1	2	1.7	4	1	1	0	3	2	7.7
at North Texas	11/18/2021		20:35	2-7	.286	0-2	.000	0-0	.000	0	1	1	1.5	3	0	1	0	0	4	6.8
at San Diego St.	11/20/2021		11:22	5-8	.625	0-1	.000	1-2	.500	3	0	3	1.8	4	0	1	0	0	11	7.6
at Oklahoma	12/19/2021		11:02	0-0	.000	0-0	.000	0-2	.000	0	0	0	1.5	2	0	2	0	1	0	6.3
Totals		1	100:18	17-35	.486	2-9	.222	2-8	.250	5	4	9	1.5	16	5	9	0	6	38	6.3

Player Averages

Games Played	Minutes/game	Points/game	FG Pct	3FG Pct	FT Pct	Rebounds/game	Assists/game	Turnovers/game	Assist/Turnover ratio	Steals/game	Blocks/game
6	16.7	6.3	48.6	22.2	25.0	1.5	0.8	1.5	0.6	1.0	0.0



PEDRO CASTRO

21

Gr. **G** **6-6** **190** **Fort Worth, Texas**
Houston Baptist **Blinn College** **UT Arlington** **Brewer HS**



@pcastro_21



@pcastro_21

RECORD HIGHS

POINTS

Career 24, 2x, Last vs. Lamar (3/10/21)
Season 17 @ San Diego State (11/20/21)

REBOUNDS

Career 12, 2x, Last vs. Lamar State-Port Arthur (2/5/20)
Season 8 vs. Mary Hardin-Baylor (11/13/21)

ASSISTS

Career 13 @ Victoria College (2/22/20)
Season 3 vs. Mary Hardin-Baylor (11/13/21)

STEALS

Career 5 vs. Lamar (3/10/21)
Season 2, 2x, Last vs. Abilene Christian (11/16/21)

FIELD GOALS MADE

Career 10 vs. Lamar (3/10/21)
Season 7 @ San Diego State (11/20/21)

FREE THROWS MADE

Career 8 vs. Incarnate Word (3/9/21)
Season 2, 2x, Last @ UC Santa Barbara (11/29/21)

3-POINT FIELD GOALS MADE

Career 5 vs. Taylor Made Prep (11/9/19)
Season 3 @ San Diego State (11/20/21)

MINUTES

Career 36, 5x Last vs. Abilene Christian (11/16/21)
Season 36 vs. Abilene Christian (11/16/21)

MISCELLANEOUS

	Season	Career
Double-Figure Points	2	44
20+ Points		5
Double-Doubles		15
Double-Figure Rebounds		16
4+ 3-Pointers		5

• Received an undergrad degree in Interdisciplinary Studies from Houston Baptist and is now pursuing a Master's degree from UTA in Criminal Justice.

• Led Houston Baptist in scoring (14.8), rebounding (7.3), steals (1.5) and blocks (1.1) last year; also led the Huskies in 3-pointers made (49) and 3-point percentage (.480).

CAREER STATS

Season	GP-GS	Min/Avg	Total		3-Ptr		F-Throws		Rebounds											Pts	Avg
			FG-FGA	Pct	FG-FGA	Pct	FT-FTA	Pct	Off	Def	Tot	Avg	PF	FO	A	TO	Blk	Stl			
2018-19	33-3	440/13.3	34-79	.430	11-42	.262	7-12	.583	9	60	69	2.1	28	0	29	15	12	7	86	2.6	
2019-20	33-30	0/0.0	141-285	.495	43-110	.391	31-53	.585	41	167	208	6.3	63	2	120	48	48	32	356	10.8	
2020-21	25-25	751/30.0	135-284	.475	49-102	.480	52-59	.881	37	145	182	7.3	36	0	43	62	28	38	371	14.8	
2021-22	9-9	231/25.7	25-71	.352	9-32	.281	5-8	.625	4	30	34	3.8	10	0	13	17	8	9	64	7.1	
Total	100-67	1422/14.2	335-719	.466	112-286	.392	95-132	.720	91	402	493	4.9	137	2	205	142	96	86	877	8.8	

2021-22: Out for the season after undergoing back surgery on Dec. 18 following an injury at Oral Roberts on Dec. 16 ... needs 123 more points to reach 1,000 for his career ... prior to the injury, was one of just three UTA players (David Azore, Javon Levi) to have started all nine games ... led the Mavs in scoring three times ... scored a team-best 17 points – his most as a member of UTA – at San Diego State (Nov. 20) ... held scoreless at Utah State (Nov. 27) – his first pointless game since he was a redshirt freshman with the Mavs (two schools in-between) on Mar. 16, 2019, in a Sun Belt Tournament semifinal win over Georgia Southern ... bounced back with a team-high 16 points at UC Santa Barbara (Nov. 29).

GAME-BY-GAME STATS

Opponent	Date	GS	MIN	Total		3-Pointers		Free throws		Rebounds				PF	A	TO	BLK	STL	PTS	AVG	
				FG-FGA	PCT	3FG-3FGA	PCT	FT-FTA	PCT	OFF	DEF	TOT	AVG								
at Oklahoma St.	11/09/2021	*	24:04	4-6	.667	1-3	.333	0-0	.000	1	3	4	4.0	1	0	2	3	0	9	9.0	
Mary Hardin-Baylor	11/13/2021	*	23:05	3-8	.375	0-3	.000	0-0	.000	0	8	8	6.0	1	3	1	1	2	6	7.5	
Abilene Christian	11/16/2021	*	36:12	3-9	.333	2-4	.500	0-0	.000	0	6	6	6.0	4	2	5	2	2	8	7.7	
at North Texas	11/18/2021	*	26:23	1-7	.143	0-2	.000	2-3	.667	1	0	1	4.8	1	0	3	0	0	4	6.8	
at San Diego St.	11/20/2021	*	35:06	7-15	.467	3-7	.429	0-0	.000	1	4	5	4.8	1	2	3	1	1	17	8.8	
at Utah St.	11/27/2021	*	26:16	0-5	.000	0-2	.000	0-0	.000	1	5	6	5.0	0	2	0	0	1	0	7.3	
at UC Santa Barbara	11/29/2021	*	28:25	6-12	.500	2-6	.333	2-3	.667	0	1	1	4.4	2	2	2	1	1	16	8.6	
Lamar University	12/11/2021	*	28:46	1-7	.143	1-4	.250	1-2	.500	0	2	2	4.1	0	2	1	0	1	4	8.0	
at Oral Roberts	12/16/2021	*	03:10	0-2	.000	0-1	.000	0-0	.000	0	1	1	3.8	0	0	0	0	1	0	7.1	
Totals			9	231:27	25-71	.352	9-32	.281	5-8	.625	4	30	34	3.8	10	13	17	8	9	64	7.1

Player Averages

Games Played	Minutes/game	Points/game	FG Pct	3FG Pct	FT Pct	Rebounds/game	Assists/game	Turnovers/game	Assist/Turnover ratio	Steals/game	Blocks/game
9	25.7	7.1	35.2	28.1	62.5	3.8	1.4	1.9	0.8	1.0	0.9



SHEMAR WILSON

22

Fr. F 6-9 225 Avondale, Arizona

Phoenix College | Tolleson Union HS



RECORD HIGHS

POINTS

Career 29 vs. Bismarck State (12/29/20)
Season 15 vs. Mary Hardin-Baylor (11/13/21)

REBOUNDS

Career 18 vs. Tohono O'odham (12/4/20)
Season 7, 2x, Last vs. Abilene Christian (11/16/21)

BLOCKS

Career 5 @ Scottsdale (12/11/20)
Season 1, 4x, Last @ Oklahoma (12/19/21)

ASSISTS

Career 3 @ McCook (11/3/20)
Season 2, 2x, Last @ Oklahoma (12/19/21)

STEALS

Career 4 vs. Glendale (11/20/20)
Season 2 @ Oklahoma (12/19/21)

FIELD GOALS MADE

Career 12 vs. Bismarck State (12/29/20)
Season 6 vs. Mary Hardin-Baylor (11/13/21)

FREE THROWS MADE

Career 7, 2x, Last @ Pima (1/15/21)
Season 3 vs. Mary Hardin-Baylor (11/13/21)

MINUTES

Career 32 @ Eastern Arizona (1/4/21)
Season 24 @ UC Santa Barbara (11/29/21)

BIO BLAST

2021-22: Tallied 15 points – his most as a member of UTA – in his first start with the Mavs against Mary Hardin-Baylor (Nov. 13) ... **went 6-6 from the floor in that game, tied for the 10th-most makes without a miss (min. 5 attempts) in program history** ... made his second start of the year at UC Santa Barbara (Nov. 29), scoring nine points – his most versus a Division-I opponent ... did not play (coach's decision) versus Lamar (Dec. 11).

2020-21 AT PHOENIX COLLEGE: Phoenix College (NJCAA) season canceled due to COVID-19.

2019-20 AT PHOENIX COLLEGE: Nearly averaged a double-double with 12.1 points and 9.8 rebounds per game.

GAME-BY-GAME STATS

PAINT TOUCHES

- Is a good cook; favorite dish to make is shrimp alfredo.
- Self-described "hands-down the best" Madden player on the team; plays with the Cleveland Browns.
- Chicago Bears fan; was born in Maccomb, Ill., and lived there for a few years before moving to Phoenix.
- Ambidextrous – can do everything with both hands except shoot a basketball with his left hand.
- Wants to be a sports agent or analyst when his playing career is over.
- Posted 13 double-doubles in 2019-20, including five-straight to end the year.

MISCELLANEOUS

	Season	Career
Double-Figure Points	1	19
Double-Doubles		13
20+ Points		5
Double-Figure Rebounds		16
3+ Blocks		7

• Played football (tight end and defensive end) in high school, in addition to competing in the triple jump and high jump events as a track and field team member.

• Tied for 20th in the nation in rebounds per game (9.8) in 2019-20 at Phoenix College ... shot a gaudy 64.1 percent from the floor, which was the 5th-best percentage in the country.

CAREER STATS

Season	GP-GS	Min/Avg	Total		Pct	3-Ptr		F-Throws		Rebounds				PF				Pts	Avg
			FG-FGA			FG-FGA	Pct	FT-FTA	Pct	Off	Def	Tot	Avg	PF	FO	A	TO	Blk	Stl
2019-20	31-25	649/20.9	139-217		.641	0-1	.000	97-149	.651	131	173	304	9.8	92	3	20	42	53	33
2021-22	9-2	120/13.3	23-35		.657	0-1	.000	8-18	.444	15	20	35	3.9	27	1	5	9	4	3
Total	40-27	769/19.2	162-252		.643	0-2	.000	105-167	.629	146	193	339	8.5	119	4	25	51	57	36

Opponent	Date	GS	MIN	Total		3-Pointers		Free throws		Rebounds				PF	A	TO	BLK	STL	PTS	AVG
				FG-FGA	PCT	3FG-3FGA	PCT	FT-FTA	PCT	OFF	DEF	TOT	AVG							
at Oklahoma St.	11/09/2021		11:50	3-4	.750	0-1	.000	0-2	.000	1	1	2	2.0	2	0	1	0	0	6	6.0
Mary Hardin-Baylor	11/13/2021	*	14:37	6-6	1.000	0-0	.000	3-4	.750	4	3	7	4.5	2	1	0	1	0	15	10.5
Abilene Christian	11/16/2021		17:04	3-4	.750	0-0	.000	2-5	.400	2	5	7	5.3	3	2	2	1	0	8	9.7
at North Texas	11/18/2021		16:24	0-2	.000	0-0	.000	2-4	.500	1	2	3	4.8	3	0	0	0	0	2	7.8
at San Diego St.	11/20/2021		11:34	2-2	1.000	0-0	.000	0-0	.000	0	2	2	4.2	5	0	1	0	0	4	7.0
at Utah St.	11/27/2021		06:27	1-1	1.000	0-0	.000	0-0	.000	1	0	1	3.7	2	0	0	1	1	2	6.2
at UC Santa Barbara	11/29/2021	*	23:57	4-8	.500	0-0	.000	1-2	.500	3	3	6	4.0	4	0	2	0	0	9	6.6
at Oral Roberts	12/16/2021		05:00	0-1	.000	0-0	.000	0-0	.000	1	1	2	3.8	2	0	0	0	0	0	5.8
at Oklahoma	12/19/2021		13:33	4-7	.571	0-0	.000	0-1	.000	2	3	5	3.9	4	2	3	1	2	8	6.0
Totals		2	120:27	23-35	.657	0-1	.000	8-18	.444	15	20	35	3.9	27	5	9	4	3	54	6.0

Player Averages

Games Played	Minutes/game	Points/game	FG Pct	3FG Pct	FT Pct	Rebounds/game	Assists/game	Turnovers/game	Assist/Turnover ratio	Steals/game	Blocks/game
9	13.4	6.0	65.7	0.0	44.4	3.9	0.6	1.0	0.6	0.3	0.4



PATRICK MWAMBA

23

R-So. F 6-7 201 Bukavu, Congo

NBA Academy Africa Keur Madior International HS



@patrick23mwamba



@patrick_kzmwamba

RECORD HIGHS

POINTS

Career 19 vs. ULM (2/6/21)
Season 10, 3x, Last @ Oklahoma (12/19/21)

REBOUNDS

Career 12, 2x, Last vs. ULM (2/6/21)
Season 7 vs. Lamar (12/11/21)

ASSISTS

Career 3 @ Tulsa (11/27/18)
Season 2 @ Oral Roberts (12/16/21)

STEALS

Career 4 vs. UT Tyler (11/6/18)
Season 2, 2x, Last @ Oral Roberts (12/16/21)

FIELD GOALS MADE

Career 6 vs. ULM (2/6/21)
Season 4, 2x, Last @ Oral Roberts (12/16/21)

FREE THROWS MADE

Career 4, 3x, Last vs. ULM (2/6/21)
Season 2, 2x, Last @ Oklahoma (12/19/21)

3-POINT FIELD GOALS MADE

Career 3, 7x, Last vs. Troy (3/5/21)
Season 2, 3x, Last @ Oklahoma (12/19/21)

MINUTES

Career 35 @ Arkansas State (1/29/21)
Season 28, 2x, Last @ Oral Roberts (12/16/21)

MISCELLANEOUS

	Season	Career
Double-Figure Points	3	14
20+ Points		
Double-Doubles	2	
5+ Rebounds	2	19
1+ Steals	7	38

• After seeing him at Next Generation Sunday in 2018, UTA coaches flew to Australia to watch his NBA Academy team play in a showcase, but Mwamba was not present due to a final exam to graduate high school – which they knew ahead of time would be the case. Despite that, based off the talent around Mwamba's team, UTA coaches knew that had a strong player and offered him.

CAREER STATS

Season	GP-GS	Min/Avg	Total		3-Ptr		F-Throws		Rebounds											
			FG-FGA	Pct	FG-FGA	Pct	FT-FTA	Pct	Off	Def	Tot	Avg	PF	FO	A	TO	Blk	Stl	Pts	Avg
2018-19	27-12	386/14.3	33-82	.402	7-30	.233	16-30	.533	22	46	68	2.5	49	0	18	31	5	26	89	3.3
2019-20	5-0	73/14.6	5-17	.294	1-6	.167	4-6	.667	3	15	18	3.6	10	1	3	3	5	2	15	3.0
2020-21	25-22	555/22.2	60-156	.385	34-89	.382	19-30	.633	24	94	118	4.7	60	3	16	22	20	22	173	6.9
2021-22	7-4	154/22.0	15-48	.313	7-29	.241	6-8	.750	7	17	24	3.4	15	0	7	12	6	9	43	6.1
Total	64-38	1168/18.3	113-303	.373	49-154	.318	45-74	.608	56	172	228	3.6	134	4	44	68	36	59	320	5.0

2021-22: Returned at Utah State on Nov. 27 after missing three of the previous four games (Mary Hardin-Baylor, Nov. 13; North Texas, Nov. 18; San Diego State, Nov. 20) due to health protocol ... after scoring four total points through his first three games of the year, has scored exactly 10 points in three of the last four games (lone exception: nine points @ Oral Roberts, Dec. 16).

2020-21: Reached double-figure points nine times, including five of the final eight games of the year ... 118 total rebounds were the most by a UTA player ... 2nd on the team with 20 blocks ... tied for 2nd on the club with 22 steals.

GAME-BY-GAME STATS

Opponent	Date	GS	MIN	Total		3-Pointers		Free throws		Rebounds				PF				TO				BLK				STL		PTS		AVG	
				FG-FGA	PCT	3FG-3FGA	PCT	FT-FTA	PCT	OFF	DEF	TOT	AVG	PF	A	TO	BLK	STL	PTS	AVG											
at Oklahoma St.	11/09/2021		16:49	0-5	.000	0-4	.000	1-2	.500	1	2	3	3.0	2	0	3	2	2	1	1	1.0										
Abilene Christian	11/16/2021		12:00	1-4	.250	0-1	.000	0-0	.000	0	1	1	2.0	3	1	2	0	1	2	1.5											
at Utah St.	11/27/2021		22:34	0-3	.000	0-3	.000	1-2	.500	0	3	3	2.3	1	1	2	1	1	2	1	1.3										
at UC Santa Barbara	11/29/2021	*	22:38	3-5	.600	2-4	.500	2-2	1.000	1	4	5	3.0	4	1	1	0	1	10	3.5											
Lamar University	12/11/2021	*	28:17	4-11	.364	2-7	.286	0-0	.000	4	3	7	3.8	1	1	1	0	1	10	4.8											
at Oral Roberts	12/16/2021	*	27:56	4-13	.308	1-5	.200	0-0	.000	1	3	4	3.8	3	2	2	2	2	9	5.5											
at Oklahoma	12/19/2021	*	24:13	3-7	.429	2-5	.400	2-2	1.000	0	1	1	3.4	1	1	2	0	1	10	6.1											
Totals			4	154:27	15-48	.313	7-29	.241	6-8	.750	7	17	24	3.4	15	7	12	6	9	43	6.1										

Player Averages

Games Played	Minutes/game	Points/game	FG Pct	3FG Pct	FT Pct	Rebounds/game	Assists/game	Turnovers/game	Assist/Turnover ratio	Steals/game	Blocks/game
7	22.1	6.1	31.3	24.1	75.0	3.4	1.0	1.7	0.6	1.3	0.9



MONTENZ YOUNG JR.

24

Fr. F 6-5 192 Waxahachie, Texas

Waxahachie High School



@MontezYoungJr1



@montezyoungjr

RECORD HIGHS

POINTS

Career 12 vs. Mary Hardin-Baylor (11/13/21)
Season Same As Career

REBOUNDS

Career 10, 2x, Last @ Oral Roberts (12/16/21)
Season Same As Career

BLOCKS

Career 2 @ North Texas (11/18/21)
Season Same As Career

ASSISTS

Career 3 @ San Diego State (11/20/21)
Season Same As Career

STEALS

Career 3 @ Oklahoma (12/19/21)
Season Same As Career

FIELD GOALS MADE

Career 6 vs. Mary Hardin-Baylor (11/13/21)
Season Same As Career

FREE THROWS MADE

Career 2 @ North Texas (11/18/21)
Season Same As Career

MINUTES

Career 26 @ San Diego State (11/20/21)
Season Same As Career

BIO BLAST

2021-22: Recorded 12 points in his first collegiate start versus Mary Hardin-Baylor (Nov. 13) ... **has a team-high 18 offensive rebounds** ... responsible for two of UTA's three double-figure rebound games (10 at both San Diego State, Nov. 20, and at Oral Roberts, Dec. 16) ... five games of 5+ rebounds, the most on the team ... team-best three steals, a personal high, at Oklahoma (Dec. 19).

2020-21 IN HIGH SCHOOL: Averaged 17 points, 10 rebounds and two blocks per game as a senior ... named to the Class 6A First Team All-District and All-Region teams by the Texas Association of Basketball Coaches.

PAINT TOUCHES

• Father was in the Marines and the family moved often: born in San Diego and lived in California before moving to Virginia when he was in 4th grade; spent 6th-9th grade in Japan before settling in Texas.

• Older brother, Davion, is in the Air Force.

• Loves all juice, but Lemonade is his go-to drink.

• Call him: Tez.

• Favorite food while in Japan was the Japanese fried rice.

• Played football and participated in track and field before moving to Texas; once in high school he focused solely on basketball.

GAME-BY-GAME STATS

MISCELLANEOUS

	Season	Career
Double-Figure Points	1	1
Double-Doubles		
20+ Points		
Double-Figure Rebounds	2	2
3+ Blocks		

• Led Waxahachie HS to a 20-3 record and a district championship, finishing No. 2 in the state and No. 13 in the nation by MaxPreps last year.

• Accomplished something that no other player ever has at the 2021 DFW High School All-Star Showcase – which featured 11 Division-I signees at the time – when he was named both the Unsigned Diamonds MVP and the All-Star MVP.

CAREER STATS

Season	GP-GS	Min/Avg	Total FG-FGA	Pct	3-Ptr FG-FGA	Pct	F-Throws FT-FTA	Pct	Rebounds Off	Def	Tot	Avg	PF	FO	A	TO	Blk	Stl	Pts	Avg
2021-22	10-3	162/16.2	17-38	.447	1-6	.167	2-8	.250	18	32	50	5.0	15	0	9	9	2	10	37	3.7
Total	10-3	162/16.2	17-38	.447	1-6	.167	2-8	.250	18	32	50	5.0	15	0	9	9	2	10	37	3.7

Opponent	Date	GS	MIN	Total		3-Pointers		Free throws		Rebounds			PF	A	TO	BLK	STL	PTS	AVG	
				FG-FGA	PCT	3FG-3FGA	PCT	FT-FTA	PCT	OFF	DEF	TOT								AVG
at Oklahoma St.	11/09/2021		12:38	3-5	.600	0-0	.000	0-0	.000	1	2	3	3.0	2	0	0	0	1	6	6.0
Mary Hardin-Baylor	11/13/2021	*	21:33	6-9	.667	0-1	.000	0-0	.000	2	3	5	4.0	1	2	1	0	2	12	9.0
Abilene Christian	11/16/2021		09:27	1-1	1.000	1-1	1.000	0-0	.000	0	1	1	3.0	2	0	0	0	0	3	7.0
at North Texas	11/18/2021		16:36	2-4	.500	0-0	.000	2-8	.250	2	6	8	4.3	3	1	1	2	0	6	6.8
at San Diego St.	11/20/2021	*	25:59	0-6	.000	0-1	.000	0-0	.000	5	5	10	5.4	0	3	1	0	2	0	5.4
at Utah St.	11/27/2021	*	14:48	1-2	.500	0-0	.000	0-0	.000	0	0	0	4.5	2	0	1	0	1	2	4.8
at UC Santa Barbara	11/29/2021		16:10	1-4	.250	0-1	.000	0-0	.000	4	4	8	5.0	1	1	1	0	0	2	4.4
Lamar University	12/11/2021		11:37	0-1	.000	0-0	.000	0-0	.000	0	1	1	4.5	2	1	1	0	1	0	3.9
at Oral Roberts	12/16/2021		18:19	2-3	.667	0-1	.000	0-0	.000	3	7	10	5.1	1	1	2	0	0	4	3.9
at Oklahoma	12/19/2021		15:47	1-3	.333	0-1	.000	0-0	.000	1	3	4	5.0	1	0	1	0	3	2	3.7
Totals			3	162:54	17-38	.447	1-6	.167	2-8	.250	18	32	50	5.0	15	9	2	10	37	3.7

Player Averages

Games Played	Minutes/ game	Points/ game	FG Pct	3FG Pct	FT Pct	Rebounds/ game	Assists/ game	Turnovers/ game	Assist/Turnover ratio	Steals/ game	Blocks/ game
10	16.3	3.7	44.7	16.7	25.0	5.0	0.9	0.9	1.0	1.0	0.2



ANTONIO ROMANELLI

15

Fr. G 6-0 170 Sydney, Australia
Spring Creek Academy



ROW-muh-nelly



@antonio_romanelli15

BIO BLAST

CAREER OVERVIEW

Career-High Points: 3, 2x, Last vs. Mary Hardin-Baylor (11/13/21)

Career-High Rebounds: 4 vs. Dallas Christian (12/17/20)

Career-High Assists: 1, 3x, Last @ Oklahoma State (11/9/21)

2020-21 Sun Belt Conference Academic Honor Roll

AS A FRESHMAN (2020-21)

Played in three games as a walk-on ... made his collegiate debut against Hardin-Simmons (Dec. 11), logging seven minutes of action ... scored his first-career points opposite Dallas Christian (Dec. 17) on a 3-pointer ... also pulled down four rebounds and passed out an assist in that contest ... played a season-high nine minutes versus Howard Payne (Dec. 22), grabbing a rebound and issuing an assist.

HIGH SCHOOL

Played two years at Spring Creek – the first two years the academy had a basketball team – and averaged 13.9 points and 3.9 assists as a senior ... shot 81 percent from the free-throw line and 43 percent from the field.

PERSONAL

Played his club ball with TRT Basketball Academy ... lived in Sydney until he was 3 years old; Melbourne until he was 8; Malaysia for one year; Singapore for seven years from age 9-16 and now Plano for the last five years ... started playing basketball when he was in Melbourne between ages 6-7 ... graduated from high school with a 4.0 GPA and a 1310 SAT ... student council treasurer and National Honor Society member ... also served as an IT support administrator at Spring Creek ... mechanical engineer major who is thinking about double majoring in aerospace engineering ... aspires to be a business entrepreneur.

Season	GP-GS	Min/Avg	Total		3-Ptr		F-Throws		Rebounds				PF	FO	A	TO	Blk	Stl	Pts	Avg
			FG-FGA	Pct	FG-FGA	Pct	FT-FTA	Pct	Off	Def	Tot	Avg								
2020-21	3-0	24/8.0	1-7	.143	1-6	.167	0-0	.000	1	4	5	1.7	0	0	2	1	0	0	3	1.0
2021-22	2-0	2/1.0	1-2	.500	1-2	.500	0-0	.000	0	1	1	0.5	0	0	1	0	0	0	3	1.5
Total	5-0	26/5.2	2-9	.222	2-8	.250	0-0	.000	1	5	6	1.2	0	0	3	1	0	0	6	1.2



NATHANIEL SPURGEON

55

Sr. G 6-0 165 Azle, Texas
Texas Wesleyan | Homeschooled



spurr-GIN



@natespurgeon55



@nathanielspurgeon

BIO BLAST

Will not play this season after tearing his left meniscus in the preseason following a non-contact injury ... homeschooled in high school, playing club basketball for the Weatherford Express ... named Third Team All-Nation as a homeschooler ... attended Texas Wesleyan in 2018 before transferring to UT Arlington later that same year ... joined the men's basketball program as a student manager in August of 2019, and remained in that role for the 2019-20 and 2020-21 seasons ... walked-on as a player in advance of the 2021-22 season ... advertising major.

Season	GP-GS	Min/Avg	Total		3-Ptr		F-Throws		Rebounds				PF	FO	A	TO	Blk	Stl	Pts	Avg
			FG-FGA	Pct	FG-FGA	Pct	FT-FTA	Pct	Off	Def	Tot	Avg								
2021-22	0-0	0/0.0	0-0	.000	0-0	.000	0-0	.000	0	0	0	0.0	0	0	0	0	0	0	0	0.0
Total	0-0	0/0.0	0-0	.000	0-0	.000	0-0	.000	0	0	0	0.0	0	0	0	0	0	0	0	0.0

STARTING LINEUPS GAME-BY-GAME

DATE	OPPONENT	PG	SG	SF	PF	C	RECORD / LINEUP
Nov. 9	@ ^{RV} Oklahoma State	Levi	Elame	Azore	Castro	Akobundu-Ehiogu	0-1 (1)
Nov. 13	Mary Hardin-Baylor	Levi	Castro	Azore	Young Jr.	Wilson	1-0 (2)
Nov. 16	Abilene Christian	Levi	Castro	Azore	Rojas	Akobundu-Ehiogu	-----
Nov. 18	@ North Texas	Levi	Castro	Azore	Rojas	Akobundu-Ehiogu	0-2 (3)
Nov. 20	@ San Diego State	Levi	Castro	Azore	Young Jr.	Akobundu-Ehiogu	-----
Nov. 27	@ ^{RV} Utah State	Levi	Castro	Azore	Young Jr.	Akobundu-Ehiogu	0-2 (4)
Nov. 29	@ UC Santa Barbara	Levi	Castro	Azore	Wilson	Mwamba	1-0 (5)
Dec. 7	Nevada			Canceled (COVID)			
Dec. 11	Lamar	Levi	Castro	Azore	Mwamba	Akobundu-Ehiogu	-----
Dec. 16	@ Oral Roberts	Levi	Castro	Azore	Mwamba	Akobundu-Ehiogu	1-1 (6)
Dec. 19	@ ^{RV} Oklahoma	Levi	Bischoff	Azore	Mwamba	Akobundu-Ehiogu	0-1 (7)
Dec. 22	Howard Payne						
Dec. 30	South Alabama*						
Jan. 1	Troy*						
Jan. 6	@ Georgia State*						
Jan. 8	@ Georgia Southern*						
Jan. 13	Louisiana*						
Jan. 15	ULM*						
Jan. 20	@ Arkansas State*						
Jan. 22	@ Little Rock*						
Jan. 27	Texas State*						
Jan. 29	@ Texas State*						
Feb. 3	Coastal Carolina*						
Feb. 5	App State*						
Feb. 10	@ ULM*						
Feb. 12	@ Louisiana*						
Feb. 17	Little Rock*						
Feb. 19	Arkansas State*						
Feb. 24	@ Troy*						
Feb. 26	@ South Alabama*						
Mar. 3	SBC First Round						
Mar. 5	SBC Quarterfinals						
Mar. 6	SBC Semifinals						
Mar. 7	SBC Final						

HALFTIME STATISTICAL COMPARISONS

FOR UTA...

Most 1st-Half Points.....43 vs. Mary Hardin-Baylor (Nov. 13)
 Fewest 1st-Half Points..... 12 @ North Texas (Nov. 18)

Most 2nd-Half Points61 vs. Mary Hardin-Baylor (Nov. 13)
 Fewest 2nd-Half Points 24 @ North Texas (Nov. 18)

Largest Halftime Lead 19 (31-12) vs. Lamar (Dec. 11)
 Largest Halftime Deficit..... 31 (43-12) @ North Texas (Nov. 18)

FOR OPPONENT...

Most 1st-Half Points.....43, 2x, Last: North Texas (Nov. 18)
 Fewest 1st-Half Points..... 12, Lamar (Dec. 11)

Most 2nd-Half Points 45, Oklahoma State (Nov. 9)
 Fewest 2nd-Half Points 21, North Texas (Nov. 18)

ALL GAME BOX SCORES AND SUMMARIES

@RV OKLAHOMA STATE

L, 88-45

UT Arlington - 45																	
Record: 0-1																	
NO.	Name	Min	FG	3P	FT	Rebounds	Fouls	TP	AS	TO	ST	Blocks	BB	BA			
0	Kadirochi Akobundu-Ehigbo	15:31	2-4	0-0	0-0	0	0	3	1	4	1	2	1	2	-04		
1	Javon Levi	G 24:55	2-5	0-1	0-0	1	1	5	2	1	4	1	3	0	-2		
4	David Azore	G 26:42	2-9	0-3	2-3	0	1	1	2	4	0	1	1	1	-43		
20	Nicolas Elame	G 17:46	2-6	0-4	0-2	1	0	1	1	1	1	1	0	0	-31		
21	Pedro Castro	G 24:04	4-6	1-3	0-0	1	3	4	1	0	9	0	2	3	-25		
23	Patrick Mwamba	G 16:48	0-5	0-4	1-2	1	2	3	2	1	1	0	3	2	-02		
10	Jack Holberg	17:47	0-2	0-0	0-0	1	0	1	1	0	0	0	0	0	-13		
12	Lazaro Rojas	14:28	1-3	0-0	0-1	0	4	4	1	1	2	0	2	0	0	-4	
5	Brandyn Tabot	17:15	1-4	1-4	0-0	2	2	0	0	0	0	0	0	0	0	-8	
22	Shemar Wilson	11:50	3-4	0-1	0-2	1	1	2	2	3	6	0	1	0	0	-15	
24	Montez Young Jr.	12:38	0-0	0-0	0-0	1	2	3	2	0	6	0	0	1	0	0	-4
15	Antonio Romanelli	00:19	0-0	0-0	0-0	0	1	1	0	0	3	1	0	0	0	0	-5
Team			1	0	0	1	0	0	0	0	0	0	0	0	0	0	-5
Totals		20:53	20-53	2-20	3-10	8	20	28	17	13	45	6	22	8	7	3	-45
Shooting By Period																	
1st 2nd 3rd 4th Total																	
SPT% 0-10 0-10 0-10 0-10 0-40																	
FT% 3-3 66.7%																	
3PT% 1-6 16.7%																	
SPT 1-10 14.3%																	
FT 3-6 50.0%																	
3PT 2-10 20.0%																	
SPT 2-10 20.0%																	
FT 2-10 20.0%																	
3PT 2-10 20.0%																	
GMFO 1-10 10.0%																	
SPT 2-10 20.0%																	
FT 2-10 20.0%																	
3PT 2-10 20.0%																	
GMFO 1-10 10.0%																	
SPT 2-10 20.0%																	
FT 2-10 20.0%																	
3PT 2-10 20.0%																	
GMFO 1-10 10.0%																	
SPT 2-10 20.0%																	
FT 2-10 20.0%																	
3PT 2-10 20.0%																	
GMFO 1-10 10.0%																	
SPT 2-10 20.0%																	
FT 2-10 20.0%																	
3PT 2-10 20.0%																	
GMFO 1-10 10.0%																	
SPT 2-10 20.0%																	
FT 2-10 20.0%																	
3PT 2-10 20.0%																	
GMFO 1-10 10.0%																	
SPT 2-10 20.0%																	
FT 2-10 20.0%																	
3PT 2-10 20.0%																	
GMFO 1-10 10.0%																	
SPT 2-10 20.0%																	
FT 2-10 20.0%																	
3PT 2-10 20.0%																	
GMFO 1-10 10.0%																	
SPT 2-10 20.0%																	
FT 2-10 20.0%																	
3PT 2-10 20.0%																	
GMFO 1-10 10.0%																	
SPT 2-10 20.0%																	
FT 2-10 20.0%																	
3PT 2-10 20.0%																	
GMFO 1-10 10.0%																	
SPT 2-10 20.0%																	
FT 2-10 20.0%																	
3PT 2-10 20.0%																	
GMFO 1-10 10.0%																	
SPT 2-10 20.0%																	
FT 2-10 20.0%																	
3PT 2-10 20.0%																	
GMFO 1-10 10.0%																	
SPT 2-10 20.0%																	
FT 2-10 20.0%																	
3PT 2-10 20.0%																	
GMFO 1-10 10.0%																	
SPT 2-10 20.0%																	
FT 2-10 20.0%																	
3PT 2-10 20.0%																	
GMFO 1-10 10.0%																	
SPT 2-10 20.0%																	
FT 2-10 20.0%																	
3PT 2-10 20.0%																	
GMFO 1-10 10.0%																	
SPT 2-10 20.0%																	
FT 2-10 20.0%																	
3PT 2-10 20.0%																	
GMFO 1-10 10.0%																	
SPT 2-10 20.0%																	
FT 2-10 20.0%																	
3PT 2-10 20.0%																	
GMFO 1-10 10.0%																	
SPT 2-10 20.0%																	
FT 2-10 20.0%																	
3PT 2-10 20.0%																	
GMFO 1-10 10.0%																	
SPT 2-10 20.0%																	
FT 2-10 20.0%																	
3PT 2-10 20.0%																	
GMFO 1-10 10.0%																	
SPT 2-10 20.0%																	
FT 2-10 20.0%																	
3PT 2-10 20.0%																	
GMFO 1-10 10.0%																	
SPT 2-10 20.0%																	
FT 2-10 20.0%																	
3PT 2-10 20.0%																	
GMFO 1-10 10.0%																	
SPT 2-10 20.0%																	
FT 2-10 20.0%																	
3PT 2-10 20.0%																	
GMFO 1-10 10.0%																	
SPT 2-10 20.0%																	
FT 2-10 20.0%																	
3PT 2-10 20.0%																	
GMFO 1-10 10.0%																	
SPT 2-10 20.0%																	
FT 2-10 20.0%																	
3PT 2-10 20.0%																	
GMFO 1-10 10.0%																	
SPT 2-10 20.0%																	
FT 2-10 20.0%																	
3PT 2-10 20.0%																	
GMFO 1-10 10.0%																	
SPT 2-10 20.0%																	
FT 2-10 20.0%																	
3PT 2-10 20.0%																	
GMFO 1-10 10.0%																	
SPT 2-10 20.0%																	
FT 2-10 20.0%																	
3PT 2-10 20.0%																	
GMFO 1-10 10.0%																	
SPT 2-10 20.0%																	
FT 2-10 20.0%																	
3PT 2-10 20.0%																	
GMFO 1-10 10.0%																	
SPT 2-10 20.0%																	
FT 2-10 20.0%																	
3PT 2-10 20.0%																	
GMFO 1-10 10.0%																	
SPT 2-10 20.0%																	
FT 2-10 20.0%																	
3PT 2-10 20.0%																	
GMFO 1-10 10.0%																	
SPT 2-10 20.0%																	
FT 2-10 20.0%																	
3PT 2-10 20.0%																	
GMFO 1-10 10.0%																	
SPT 2-10 20.0%																	
FT 2-10 20.0%																	
3PT 2-10 20.0%																	
GMFO 1-10 10.0%																	
SPT 2-10 20.0%																	
FT 2-10 20.0%																	
3PT 2-10 20.0%																	
GMFO 1-10 10.0%																	
SPT 2-10 20.0%																	
FT 2-10 20.0%																	
3PT 2-10 20.0%																	
GMFO 1-10 10.0%																	
SPT 2-10 20.0%																	
FT 2-10 20.0%																	
3PT 2-10 20.0%																	
GMFO 1-10 10.0%																	
SPT 2-10 20.0%																	
FT 2-10 20.0%																	
3PT 2-10 20.0%																	
GMFO 1-10 10.0%																	
SPT 2-10 20.0%																	
FT 2-10 20.0%																	
3PT 2-10 20.0%																	
GMFO 1-10 10.0%																	
SPT 2-10 20.0%																	
FT 2-10 20.0%																	
3PT 2-10 20.0%																	
GMFO 1-10 10.0%																	
SPT 2-10 20.0%																	
FT 2-10 20.0%																	
3PT 2-10 20.0%																	
GMFO 1-10 10.0%																	
SPT 2-10 20.0%																	
FT 2-10 20.0%																	
3PT 2-10 20.0%																	
GMFO 1-10 10.0%																	
SPT 2-10 20.0%																	
FT 2-10 20.0%																	
3PT 2-10 20.0%																	
GMFO 1-10 10.0%																	
SPT 2-10 20.0%																	
FT 2-10 20.0%																	
3PT 2-10 20.0%																	
GMFO 1-10 10.0%																	
SPT 2-10 20.0%																	
FT 2-10 20.0%																	
3PT 2-10 20.0%																	
GMFO 1-10 10.0%																	
SPT 2-10 20.0%																	
FT 2-10 20.0%																	
3PT 2-10 20.0%																	
GMFO 1-10 10.0%																	
SPT 2-10 20.0%																	
FT 2-10 20.0%																	
3PT 2-10 20.0%																	
GMFO 1-10 10.0%																	
SPT 2-10 20.0%																	
FT 2-10 20.0%																	
3PT 2-10 20.0%																	
GMFO 1-10 10.0%																	
SPT 2-10 20.0%																	
FT 2-10 20.0%																	
3PT 2-10 20.0%																	
GMFO 1-10 10.0%																	
SPT 2-10 20.0%																	
FT 2-10 20.0%																	
3PT 2-10 20.0%																	
GMFO 1-10 10.0%																	
SPT 2-10 20.0%																	
FT 2-10 20.0%																	
3PT 2-10 20.0%																	
GMFO 1-10 10.0%																	
SPT 2-10 20.0%																	
FT 2-10 20.0%																	
3PT 2-10 20.0%																	
GMFO 1-10 10.0%																	
SPT 2-10 20.0%																	
FT 2-10 20.0%																	
3PT 2-10 20.0%																	
GMFO 1-10 10.0%																	
SPT 2-10 20.0%																	
FT 2-10 20.0%																	
3PT 2-10 20.0%																	
GMFO 1-10 10.0%																	
SPT 2-10 20.0%																	
FT 2-10 20.0%																	
3PT 2-10 20.0%																	
GMFO 1-10 10.0%																	
SPT 2-10 20.0%																	
FT 2-10 20.0%																	
3PT 2-10 20.0%																	
GMFO 1-10 10.0%																	
SPT 2-10 20.0%																	
FT 2-10 20.0%																	
3PT 2-10 20.0%																	
GMFO 1-10 10.0%																	
SPT 2-10 20.0%																	
FT 2-10 20.0%																	
3PT 2-10 20.0%																	
GMFO 1-10 10.0%																	
SPT 2-10 20.0%																	
FT 2-10 20.0%																	
3PT 2-10 20.0%																	
GMFO 1-10 10.0%																	
SPT 2-10 20.0%																	
FT 2-10 20.0%																	
3PT 2-10 20.0%																	
GMFO 1-10 10.0%																	
SPT 2-10 20.0%																	
FT 2-10																	

Shooting By Period		
1 st FG%	6-27	22.2%
3PT%	0-10	0.0%
FT%	2-3	66.7%
2 nd FG%	14-26	53.8%
3PT%	2-10	20.0%
FT%	1-7	14.3%
GM FG%	20-53	37.7%
3PT%	2-20	10.0%
FT%	3-10	30.0%

Dead Ball Rebounds: 1

Oklahoma St. - 88															Technical Fouls: NONE									
Record: 1-0																								
NO.	Name	Min	FG	3P	FT	Rebounds	Fouls	TP	AS	TO	ST	Blocks	BB	BA										
33	Moussa Cisse	C 17:28	7-9	0-0	3-6	4	6	10	2	6	17	1	0	1	2	0	33							
9	Avery Anderson, III	G 28:11	4-10	3-5	2-2	0	4	4	0	2	18	5	3	1	1	2	35							
4	Donovan Williams	G 16:11	1-5	1-2	4-4	1	3	4	0	4	7	0	0	0	1	0	30							
5	Rondel Walker	G 24:27	2-7	0-3	0-0	1	1	2	1	1	4	4	1	4	0	0	31							
13	Isaac Likende	G 0:21	1-1	1-4	0-0	0	1	1	0	2	6	1	1	0	0	0	23							
1	Bryce Thompson	25:06	8-12	2-5	0-0	1	2	3	0	14	0	2	0	0	1	18								
12	Matthew-Alexander Moncrieffe	21:34	6-9	0-0	1-1	2	4	6	1	1	13	1	2	0	0	1	15							
20	Keylan Boone	19:45	3-5	2-3	0-0	5	3	8	1	8	3	0	2	0	1	17								
23	Tyreek Smith	11:54	0-2	0-1	0-0	0	2	2	1	0	0	0	1	0	0	0	12							
24	Woody Newton	1:31	0-0	0-0	0-0	0	0	0	0	0	0	0	0	0	0	0	0							
25	Bernard Kouma	03:52	1-2	0-0	1-2	1	1	2	0	1	3	0	1	0	0	0	-3							
15	Carson Sager	01:24	0-1	0-0	2-2	1	0	1	0	1	2	0	0	0	0	0	-2							
25	Weston Church	01:24	1-2	0-0	0-0	0	0	0	0	0	0	0	0	0	0	0	-2							
Team			0			0			0			0												
Totals			33-71	9-25	15-17	19	31	50	13	17	88	20	12	15	3	7	43							
															Team Stats Per Rebounds: 2									
															1st FGM: 15-33 45.45%									
															2nd FGM: 9-14 64.29%									
															3rd FGM: 88 100%									
															4th FGM: 18-38 47.37%									
															5th FGM: 41 35.42%									
															6th FGM: 1-9 11.11%									
															7th FGM: 32-71 45.07%									
															8th FGM: 25 36.00%									
															9th FGM: 21-27 77.78%									

Technical Fouls: Team 1st 20:00

	UTA	OSU	Points from		Period by Period Scoring				
Biggest lead	1 (1 st 20:00)	47 (2 nd 1:39)	Turnovers	10	34	1 st	2 nd	TOT	
Best Scoring Run	6 (2 nd 0:03)	16 (1 st 11:24)	Paint	28	44	UTA	14	31	45
Lead Changes	0	0	Second Chance	6	20				
Times Tied	0	0	Fast Breaks	6	28	OSU	43	45	88
Time with Lead	00:30	39:30	Bench	18	45				

MARY HARDIN-BAYLOR

W, 104-75

Mary Hardin-Baylor - 75																
Record: 1-0																
NO.	Name	Min	FG	3P	FT	Rebounds	Fouls	TP	AS	TO	ST	Blocks	BB	BA		
Shooting By Period																
3PT% 12-38 61.7%																
FT% 6-9 66.7%																
2nd FG% 7-19 36.8%																
3PT% 7-13 53.8%																
FT% 4-6 66.7%																
GM FG% 25-72 34.7%																
3PT% 15-39 38.5%																
FT% 10-15 66.7%																
Dead Ball Rebounds: 3																
Team																
Totals																
		25-72	15-39	10-15	13	14	27	12	16	75	18	13	11	2	4	-29

Technical Fouls: NONE

UT Arlington - 104																		
Record: 1-1																		
NO.	Name	Min	FG	3P	FT	Rebounds	Fouls	TP	AS	TO	ST	Blocks	BB	BA				
22	Shemar Wilson	F 14:37	6-6	0-0	3-4	4	3	7	2	2	15	1	0	0	1	0	9	
24	Montez Young Jr.	F 21:33	6-9	0-1	0-0	2	3	5	1	1	12	2	1	2	0	0	9	
1	Javon Levi	G 26:22	5-7	2-2	0-0	2	2	2	2	2	12	0	2	2	0	1	17	
4	David Azore	G 20:38	5-10	0-2	0-0	1	4	5	0	3	16	1	2	0	0	0	15	
21	Pedro Castro	C 27:34	3-8	0-3	0-0	0	8	8	1	0	6	3	1	2	1	1	39	
0	Kadirochi Akobundu-Ehigbo	19:54	5-5	0-0	0-0	5	5	1	0	10	1	1	0	2	0	0	18	
20	Nicolas Elame	21:56	7-8	2-2	1-1	0	2	2	2	2	12	2	2	1	0	0	11	
5	Brandyn Tabot	16:38	2-5	1-2	2	1	3	1	2	0	3	0	3	1	0	0	8	
10	Jack Holberg	16:22	1-5	0-4	0-0	2	1	3	3	1	2	5	2	0	0	0	16	
12	Lazaro Rojas	05:50	2-2	0-0	2-2	1	3	4	3	1	6	1	2	0	0	0	3	
15	Antonio Romanelli	02:06	1-2	1-2	0-0	0	0	0	0	0	3	0	0	0	0	0	1	
Team			2			2			3			0						
Totals			43-67	7-21	11-12	11	36	47	16	12	104	28	16	10	4	2	29	
															Shooting By Period			
															1st FG 19-33 57.6%			
															2nd FG 2-10 20.0%			
															3rd FG 5-8 62.5%			
															4th FG 2-5 40.0%			
															FT 6-11 54.5%			
															GM FG 43-67 64.2%			
															GM FT 11-12 91.7%			
															FT 11-12 91.7%			
															Dead Ball Rebounds: 0			

Technical Fouls: NONE

	MHB	UTA	Points from			Period by Period Scoring			
Biggest lead	2 (1 st 16:51)	31 (2 nd 10:10)	Turnovers	25	21	MHB	1st	2nd	TOT
Best Scoring Run	6 (1 st 16:51)	12 (2 nd 16:09)	Paint	16	68		38	37	75
Lead Changes	2		Second Chance	11	13		UTA	43	61
Times Tied	1		Fast Breaks	14	28				
Time with Lead	00:13	37:11	Bench	36	44				

ABILENE CHRISTIAN

L, 80-71^(OT)

Abilene Christian - 80																				
Record: 1-2																				
NO.	Name	Min	FG		3P	FT	Rebounds		Fouls		TP	AS	TO	ST	Blocks	BB	BA	+/-	Shooting By Period	
			M	A			M	A	OR	TR									PF	FO
5	Cameron Steele	F 31:06	2-9	2-5	0-0	0-0	1	2	3	2	0	6	1	1	0	1	0	-13	1st FG	8.29 / 27.7
23	Akron Simmons	F 15:56	1-5	0-1	0-0	1-4	2	1	3	0	0	4	0	0	0	2	0	-6	1st FG	15.19 / 7.8
4	Damien Daniels	G 30:24	2-10	0-3	2-3	2	4	6	2	2	6	2	3	3	0	2	0	-7	2nd FG	9.30 / 30.0
10	Reggie Miller	G 35:39	1-9	0-2	2-4	2	5	7	4	3	4	4	2	2	0	0	0	-10	2nd FG	4.9 / 44.4
12	Maki Morris	G 28:40	6-10	1-3	7-8	2	7	9	3	6	20	1	1	2	0	0	0	9	2nd FG	7.21 / 8.0
11	Tobias Cameron	16:38	2-5	0-1	1-2	2	1	3	1	2	5	1	2	3	0	0	0	8	OTFG	5.6 / 62.0
20	Coryon Camero	34:07	5-12	2-3	0-0	2	1	3	2	7	21	2	1	1	1	0	1	0	OTFG	0.1 / 0.0
13	Yusuf Gadeau	26:46	2-6	0-0	0-0	1	2	1	0	0	0	0	0	0	0	0	0	2	OTFG	0.0 / 0.0
14	Furaha Cadeaux de Dieu	07:34	0-0	0-0	0-0	2-2	0	0	2	2	2	0	1	1	0	0	0	0	GM FG	22.67 / 3.2
34	Vuiat Gadi	03:10	0-0	0-0	0-0	0	1	1	0	0	0	0	0	0	0	0	0	2	FG	7.20 / 35.0
10	Ja Sean Jackson	02:25	0-1	0-0	0-0	0-0	0	0	0	0	0	0	0	0	0	0	0	3	FG	0.0 / 0.0
Totals		22:57	22-67	7-20	29-38	19	24	43	25	30	60	13	15	15	0	7	9	0	Dead Ball Rebounds	

ALL GAME BOX SCORES AND SUMMARIES

@ NORTH TEXAS

L, 64-36

North Texas used an 18-0 1st-half run and UT Arlington was never able to threaten the Mean Green in a 64-36 setback.

UT Arlington - 36												
Record: 1-3												
NO. Name	Min	FG	3P	FT	Rebounds	Fouls	TP	AS	TO	ST	Blocks	+/-
0 Kadrichi Akobundu-Ehigbo	19:07	1-1	0-0	0-0	2 5 7	4 2	2	0	2	0	4	-18
12 Lazaro Rojas	18:41	2-3	0-1	0-0	1 0 1	3 0	4	0	2	1	1	-17
1 Javon Levi	15:04	0-0	0-0	0-0	1 3 4	1 2	0	1	4	0	0	-22
4 David Azore	25:06	0-6	0-1	5-5	0 3 3	0 2	5	0	2	0	0	-25
21 Pedro Castro	26:23	1-7	0-2	2-3	1 0 1	1 3	4	0	3	0	0	-23
24 Montez Young Jr.	16:36	2-4	0-0	2-8	2 6 8	3 5	6	1	1	0	2	-31
10 Jack Hobberg	25:12	2-4	0-1	0-1	1 3 4	3 2	4	1	3	1	0	-13
5 Brandy Talbot	16:52	2-4	1-3	0-0	0 1 1	1 0	5	0	3	0	0	-8
22 Shemar Wilson	16:24	0-2	0-0	2-4	1 2 3	3 3	2	0	0	0	0	-14
20 Nicolas Elame	20:35	2-7	0-2	0-0	0 1 1	3 2	6	0	1	0	0	-7
Team					1 1 2		0					
Totals		12-42	1-10	11-21	10 25 35	22 21	30	3	21	2	7	-28

Shooting By Period												
1st FG%	2nd FG%	3rd FG%	4th FG%	FT%	3PT%	3P%	3P%	3P%	3P%	3P%	3P%	3P%
41.1%	16.7%	60%	34.8%	0.0%	50%	28.6%	10.0%	52.4%				
1st FG%	2nd FG%	3rd FG%	4th FG%	FT%	3PT%	3P%	3P%	3P%	3P%	3P%	3P%	3P%
41.1%	16.7%	60%	34.8%	0.0%	50%	28.6%	10.0%	52.4%				

Dead Ball Rebounds: 3-0

North Texas - 64												
Record: 2-1												
NO. Name	Min	FG	3P	FT	Rebounds	Fouls	TP	AS	TO	ST	Blocks	+/-
4 Thomas Bell	23:12	5-10	3-5	6-6	1 5 6	4 4	19	2	5	1	1	27
3 Abou Ousmane	20:33	4-8	0-0	3-6	2 5 7	2 4	11	1	1	0	0	22
1 Mardex McBride	25:08	1-5	1-2	1 3 4	2 2 4	2 2	4	1	0	1	0	29
11 JJ Murray	05:11	0-1	0-1	0-0	1 1 1	0 1	0	2	0	1	0	22
15 Rubin Jones	28:44	2-8	2-6	0-1	0 2 2	1 2	6	1	2	1	0	27
5 Taylor Perry	25:52	3-6	2-4	4 4 4	1 2 3	2 4	12	2	1	4	0	23
44 Hammer Wright	12:08	1-2	0-0	3 4 0	1 1 1	4 3	5	0	0	0	0	11
2 Aaron Scott	25:51	0-1	0-1	0-0	1 2 3	3 0	4	0	1	0	0	11
23 Matthew Stone	10:44	0-2	0-2	0-0	1 2 3	0 0	1	0	0	0	0	-6
10 Jahmiah Simmons	07:19	0-2	0-1	0-0	2 0 2	2 1	0	0	0	0	0	-5
0 Rashed Browne	09:53	1-3	1-2	0-0	0 1 1	0 0	3	0	0	0	0	-5
12 Bryce Zephr	05:38	0-2	0-2	0-0	0 2 2	0 0	3	0	0	1	0	-5
Team					4 2 6		0					
Totals		19-54	9-29	17-23	14 27 41	21 22	64	11	11	8	2	7

Shooting By Period												
1st FG%	2nd FG%	3rd FG%	4th FG%	FT%	3PT%	3P%	3P%	3P%	3P%	3P%	3P%	3P%
48.1%	53.3%	69.2%	22.2%	71.1%	80%	35.2%	31.0%	79.2%				
1st FG%	2nd FG%	3rd FG%	4th FG%	FT%	3PT%	3P%	3P%	3P%	3P%	3P%	3P%	3P%
48.1%	53.3%	69.2%	22.2%	71.1%	80%	35.2%	31.0%	79.2%				

Dead Ball Rebounds: 2-3

Points from												
UT	UNT	UT	UNT	UT	UNT	UT	UNT	UT	UNT	UT	UNT	UNT
Biggest lead	0 (1st 2:05)	34 (2nd 12:02)	18 (1st 7:40)	Paint	12 18	UT	12	24	36			
Lead Changes	0	0	0	Second Chance	8 10	UT	12	24	36			
Times Tied	0	0	0	Fast Breaks	0 1	UT	43	21	64			
Time with Lead	00:00	39:32	Bench	21 24								

@ SAN DIEGO STATE

L, 68-62

A resilient UT Arlington side put up a feisty effort in a hostile Viejas Arena environment, but eventually fell just short at San Diego State, 68-62.

UT Arlington - 62												
Record: 1-4												
NO. Name	Min	FG	3P	FT	Rebounds	Fouls	TP	AS	TO	ST	Blocks	+/-
0 Kadrichi Akobundu-Ehigbo	20:17	0-3	0-0	0-0	1 0 1	4 1	0	1	0	4	1	-6
24 Montez Young Jr.	25:59	0-6	0-1	0-0	5 5 10	0 1	0	1	2	0	0	-7
1 Javon Levi	31:44	2-8	0-0	1-4	2 2 4	2 7	5	4	2	2	0	-9
4 David Azore	36:53	5-16	0-2	5-7	0 2 2	5 8	15	0	4	1	0	2
21 Pedro Castro	35:05	7-15	3-7	0-0	1 4 5	1 0	17	2	3	1	1	8
22 Shemar Wilson	11:34	2-2	0-0	0-0	0 2 2	2 5	0	0	1	0	0	-1
10 Jack Hobberg	18:56	3-6	2-3	0-0	1 2 2	2 1	8	1	0	0	0	1
20 Nicolas Elame	11:22	5-8	0-1	1-2	3 3 4	4 2	11	0	1	0	0	-1
12 Lazaro Rojas	09:09	1-1	0-0	0-0	0 1 0	3 0	2	0	0	0	0	-1
Team					4 1 5		0					
Totals		25-65	5-13	7-13	17 17 34	26 17	62	10	13	6	5	-6

Shooting By Period												
1st FG%	2nd FG%	3rd FG%	4th FG%	FT%	3PT%	3P%	3P%	3P%	3P%	3P%	3P%	3P%
46.2%	40.0%	33.3%	33.3%	50.0%	50.0%	33.3%	33.3%	50.0%				
1st FG%	2nd FG%	3rd FG%	4th FG%	FT%	3PT%	3P%	3P%	3P%	3P%	3P%	3P%	3P%
46.2%	40.0%	33.3%	33.3%	50.0%	50.0%	33.3%	33.3%	50.0%				

Dead Ball Rebounds: 5-4

San Diego State - 68												
Record: 3-1												
NO. Name	Min	FG	3P	FT	Rebounds	Fouls	TP	AS	TO	ST	Blocks	+/-
0 Keshad Johnson	25:10	2-4	0-0	4 4 4	2 5 7	2 8	3	0	0	1	0	9
31 Nathan Mensah	20:57	3-8	0-0	3-5	2 2 4	3 5	9	1	5	0	3	2
3 Matt Bradley	33:16	3-9	2-5	7-7	1 5 6	3 4	15	3	2	0	0	4
4 Trey Pulliam	30:37	2-6	2-2	5-5	0 1 1	4 2	11	2	1	1	0	5
5 Lamont Butler	30:00	3-7	1-2	2-3	0 4 4	2 4	9	3	3	0	1	5
2 Adam Seko	16:30	0-4	0-3	2-2	0 1 1	0 1	2	0	0	0	0	-4
20 Chad Baker-Mazara	09:50	0-3	0-1	2-2	0 0 0	2 2	2	1	1	0	1	-1
23 Joshua Tomaic	21:55	2-2	0-0	5-6	3 1 4	2 5	9	0	3	0	0	2
10 Keith Dwidde	11:55	1-3	1-2	0-0	0 2 0	0 1	0	0	0	0	0	7
Team					3 2 5		0					
Totals		16-46	6-15	30-34	11 23 34	18 26	68	13	17	4	5	6

Shooting By Period												
1st FG%	2nd FG%	3rd FG%	4th FG%	FT%	3PT%	3P%	3P%	3P%	3P%	3P%	3P%	3P%
52.2%	36.4%	92.9%	33.3%	88%	100%	33.3%	33.3%	44.4%				
1st FG%	2nd FG%	3rd FG%	4th FG%	FT%	3PT%	3P%	3P%	3P%	3P%	3P%	3P%	3P%
52.2%	36.4%	92.9%	33.3%	88%	100%	33.3%	33.3%	44.4%				

Dead Ball Rebounds: 5-3

Points from												
UT	SDSU	UT	SDSU	UT	SDSU	UT	SDSU	UT	SDSU	UT	SDSU	SDSU
Biggest lead	5 (1st 13:11)	10 (2nd 5:46)	23 16	Paint	20 16	UT	28	34	62			
Best Scoring Run	9 (2nd 8:38)	9 (1st 6:16)	22 16	Second Chance	13 11	UT	28	34	62			
Lead Changes	2	0	0	Fast Breaks	10 22	UT	31	37	68			
Times Tied	4	0	0	Bench	25 16							
Time with Lead	06:41	31:10										

@ RV UTAH STATE

L, 80-61

Utah State used a game-altering 2nd-half run to run away from UT Arlington Saturday night, 80-61, inside the Dee Glen Smith Spectrum.

UT Arlington - 61												
Record: 1-3												
NO. Name	Min	FG	3P	FT	Rebounds	Fouls	TP	AS	TO	ST	Blocks	+/-
		M	A	M	A	OR	DR	TOT			BS	A
0 Kadrich Akobundu-Ehigbo	F 15:54	1-3	0-0	1-1	3 1 4	2 2	3	1	2	0	1	-5
24 Montez Young Jr.	F 14:48	1-2	0-0	0-0	0 0 0	2 0	2	0	1	1	0	1
1 Javon Levi	F 31:00	4-11	0-1	6-6	4 4 4	5 14	4	3	2	0	0	-19
4 David Azore	F 32:55	7-17	1-4	2-2	0 3 3	2 2	17	2	3	1	0	-25
21 Pedro Castro	F 26:16	0-5	0-0	0-0	1 5 6	0 1	0	2	0	1	0	-2
12 Lazaro Rojas	F 16:39	3-4	0-0	2-2	2 4 6	3 8	0	2	1	0	0	-5
23 Patrick Mwamba	F 22:34	0-3	0-3	1-2	0 3 3	1 2	1	1	1	1	2	-19
3 Carson Bischoff	F 16:46	3-5	3-5	0-0	0 2 2	0 9	0	1	1	2	0	-7
22 Shemar Wilson	F 06:27	1-1	0-0	0-0	1 1 2	2 0	0	0	1	1	0	-6
10 Jack Hobberg	F 14:32	2-5	1-3	0-0	0 0 0	0 5	5	2	0	0	0	-10
5 Brandy Talbot	F 01:09	0-0	0-0	0-0	0 0 0	0 0	0	0	0	0	0	5
Team					0 1 1		0					
Totals		22-56	5-18	12-13	7 23 30	17 15	61	11	15			

ALL GAME BOX SCORES AND SUMMARIES

@ UC SANTA BARBARA

W, 70-62

Shorthanded, plagued with foul trouble, mired in a four-game losing streak and playing its fifth-straight opponent which went to the NCAA Tournament a season ago.

None of it mattered for UT Arlington as the Mavericks picked up a massive win over the defending and preseason Big West Conference Champion UC Santa Barbara Gauchos inside The Thunderdome, 70-62.

UT Arlington - 70														
Record: 3-5														
NO.	Name	Min	FG	3P	FT	Rebounds	Fouls	TP	AS	TO	ST	Blocks		
			M/A	M/A	M/A	OR	DR	PF				BS		
22	Shemar Wilson	F 23:57	4-8	0-0	1-2	3	3	6	4	1	9	0		
23	Patrick Mwamba	F 23:38	3-5	2-4	2-2	1	4	5	4	2	10	1		
1	Javon Levi	G 24:27	1-4	0-0	0-2	1	2	3	4	3	2	6		
4	David Azore	G 23:36	3-13	0-3	5-7	0	2	2	3	4	11	3		
0	Pedro Castro	G 23:25	6-12	2-6	2-3	0	1	1	2	3	16	2		
0	Kaodirichi Akobundu-Ehiogu	0	16:22	3-4	0-0	0-0	2	6	8	4	0	6		
24	Montez Young Jr.	16:10	1-4	0-1	0-0	4	4	8	1	0	2	1		
3	Carson Bischoff	15:43	1-1	1-1	0-0	0	0	0	2	0	3	1		
10	Jack Hoiberg	18:42	1-6	0-1	0-0	3	7	10	0	7	11	3		
Team			0			2			0			0		
Totals			23-57			15-16			11-26			37-24		

Shooting By Period			
1st	FG%	14-34	41.2%
2nd	FG%	4-11	36.4%
3rd	FG%	1-1	100%
4th	FG%	9-23	39.1%
5th	FG%	1-5	20.0%
6th	FG%	18-24	75%
7th	FG%	25-37	67.6%
8th	FG%	5-16	31.3%
9th	FG%	19-25	76.0%
Dead Ball Rebounds: 4-0			

UC Santa Barbara - 62			Record: 3-2																
NO.	Name	Min	FG	3P	FT	Rebounds	Fouls	TP	AS	TO	ST	Blocks	pts						
			M/A	M/A	M/A	OR	DR	PF				BS							
5	Miles Norris	F 24:49	2-6	0-3	3-4	2	3	3	2	7	2	2	0	-3					
12	Amadou Sow	F 32:18	10-15	1-1	2-6	4	3	7	3	23	1	4	0	24					
0	Josh Pierre-Louis	G 34:06	3-6	0-0	1-3	3	8	11	1	3	7	4	3	2	10				
0	Ajare Sami	G 22:23	0-7	0-2	2-2	0	1	1	4	2	2	3	0	-1	8				
3	Ajay Mitchell	G 27:03	0-3	0-2	0-2	0	1	1	4	1	0	4	2	0	1	0			
10	Calvin Wiehart	30:09	4-10	2-5	0-1	1	3	4	2	3	10	2	2	1	0	10			
24	Robinson Idehen	18:54	4-5	0-0	3-4	1	3	4	2	3	11	0	3	1	0	10			
0	Sekou Touré	03:19	0-0	0-0	0-0	0	0	0	0	0	0	0	0	0	-2	0			
1	Jay Nagle	01:00	0-0	0-0	0-0	0	1	1	0	0	0	0	0	0	0	-4			
4	Cole Anderson	03:40	1-3	0-1	0-0	0	0	0	0	1	2	1	0	0	0	2			
Team			0			2			1			0							
Totals			24-55			13-14			11-22			11-25			16-18			4-3	3

Shooting By Period			
1st	FG%	12-27	44.4%
2nd	FG%	6-10	60%
3rd	FG%	12-28	42.9%
4th	FG%	2-9	22.2%
5th	FG%	5-12	41.7%
6th	FG%	24-35	68.6%
7th	FG%	3-14	21.4%
8th	FG%	11-22	50.0%
Dead Ball Rebounds: 5-0			

UTA led for all but five minutes en route to snapping the nation's 6th-longest home winning streak at 20 in a row and collecting its first road top-100 non-conference win since the 2018 season opener at BYU.

The Mavs – who led for the final 28 minutes of the contest – possessed a 13-point advantage, 63-50, with four minutes remaining before UCSB clipped off an 8-0 run to pull within five with under 60 seconds to play. However, Azore put an end to that surge by knocking down a free throw, and following a big defensive stand Hoiberg hit a pair from the charity stripe to ice the game.

	UTA		UCSB		Points from		UTA		UCSB		Period by Period Scoring			
Biggest lead	13	(2 nd 6:19)	4	(1 st 14:30)	Turnovers	9	10				1 st	2 nd	TOT	
Best Scoring Run	7	(2 nd 17:23)	8	(2 nd 1:39)	Paint	28	40				UTA	33	37	70
Lead Changes	1				Second Chance	8	14							
Times Tied	6				Fast Breaks	14	12				UCSB	31	31	62
Time with Lead	30:04		04:39		Bench	22	23							

LAMAR

W, 56-47

UTA won its second-straight game despite 12 days in-between contests courtesy of a 56-47 victory over visiting Lamar. After UTA built a lead as large as 21 late in the 1st half, Lamar cut its deficit to as little as five in the 2nd half, but the Mavs allowed the Cardinals to get no closer, keeping the visitors at bay thanks to a trio of standout individual performances and a team-wide defensive effort.

UTA entered the day having played the 4th-hardest schedule of any team in the nation this year, and Lamar was incredibly the first Division-I opponent for the Mavs that did not participate in the NCAA Tournament last season.

Once again, too, the Mavs were without their full complement of players as 3rd-leading scorer Nicolas Elame (7.6) did not play as he recovers from a hamstring injury.

That didn't matter, though, at the end of the day as UTA used the strength of a big 1st half in which it held Lamar to just 10-percent shooting and only 12 points en route to a 19-point advantage after the opening 20 minutes.

Lamar University - 47			Record: 2-8											
NO.	Name	Min	FG	3P	FT	Rebounds	Fouls	TP	AS	TO	ST	Blocks	a/-	
			M/A	M/A	M/A	OR	DR	PF				BS		
0	Lincoln Smith	F 27:22	1-9	0-1	0-0	3	7	10	2	0	0	1	1	
15	Deimian Reyes	F 07:59	0-1	0-0	0-0	0	0	0	0	0	0	0	0	
23	Mason Sengaur	F 30:53	3-6	1-1	3-3	3	6	9	4	2	10	0	1	
13	Davidson Buxter	G 37:01	7-22	3-10	4-6	1	6	7	3	2	1	6	1	
20	C.J. Roberts	G 23:47	2-8	0-2	4-4	2	5	7	4	5	8	4	2	
12	Valentin Catt	24:11	0-0	0-0	0-0	0	3	4	1	0	0	0	0	
24	Brock McClure	13:46	0-3	0-2	0-0	0	0	0	0	0	0	1	0	
2	Avontez Ledet	10:27	1-4	0-3	0-0	1	0	1	1	1	2	0	0	
14	Corey Nickerson	09:59	1-2	0-0	0-0	2	2	4	0	0	0	0	0	
22	Cassidy Brooks	14:35	1-4	0-1	0-0	0	0	0	0	0	0	1	0	
Team			0			3			0			1		
Totals			16-62			4-20			11-13			16-29		

Shooting By Period			
1st	FG%	3-29	10.3%
2nd	FG%	0-10	0.0%
3rd	FG%	6-9	66.7%
4th	FG%	13-33	39.4%
5th	FG%	3-11	27.3%
6th	FG%	16-22	72.7%
7th	FG%	4-10	40.0%
8th	FG%	5-5	100%
9th	FG%	16-22	72.7%
10th	FG%	4-20	20.0%
11th	FG%	11-13	84.6%
Dead Ball Rebounds: 1-0			

UT Arlington - 96			Record: 3-5																	
NO.	NAME	Min	FG			3P		FT		Rebounds		Fouls		TP	AS	TO	ST	Blocks	a/c	
			M/A	M/A	M/A	OR	DR	PF	FF	FD										
0	Kaodirichi Akobundu-Ehiogu	F 27:29	7-7	0-0	0-0	1	5	6	1	1	14	1	0	0	6	8				
23	Patrick Mwamba	F 28:17	4-11	2-7	0-0	4	3	7	1	2	10	1	1	1	0	14				
1	Javon Levi	G 20:12	2-6	1-4	0-0	1	4	5	2	1	5	6	4	3	0	1	13			
4	David Azore	G 35:01	3-11	1-5	9-10	0	6	6	1	6	16	4	1	0	0	12				
21	Pedro Castro	G 28:46	1-7	1-4	1-2	0	2	2	0	2	4	2	1	1	0	4				
3	Carson Bischoff	16:13	1-3	0-0	0-0	0	1	1	1	1	3	2	0	0	0	2				
12	Lazaro Rojas	12:10	2-6	0-0	0-1	0	4	4	2	2	0	2	0	1	0	1				
24	Montez Young Jr.	11:37	0-1	0-0	0-0	0	1	1	2	0	0	1	1	1	0	0	-5			
10	Jack Hoiberg	11:15	0-2	0-1	0-1	0	2	2	1	1	1	0	1	0	0	0	-3			
Team						3		3		6		1		0		0		0		
Totals			20-54			6-24			10-14		11		16		58		13		7	

Shooting By Period			
1st	FG%	10-34	29.4%
2nd	FG%	3-13	23.1%
3rd	FG%	4-6	66.7%
4th	FG%	8-26	30.8%
5th	FG%	3-11	27.3%
6th	FG%	6-9	66.7%
7th	FG%	20-34	58.8%
8th	FG%	3-5	60.0%
9th	FG%	10-14	71.4%
Dead Ball Rebounds: 0-0			

Shorthanded UTA completely erased a double-figure 2nd-half deficit on the road against an opponent which went to the Sweet Sixteen a season ago, but ultimately Oral Roberts pulled out a win.

Playing without its 2nd- and 3rd-leading scorers in terms of points per game, UTA mounted a furious comeback in the closing half thanks to 52-percent shooting (15-29) from the floor, but ORU's nation-leading 3-point attack proved too much to overcome.

Pedro Castro (8 ppg) hurt his back just over three minutes into the game when Kaodirichi Akobundu-Ehiogu – who blocked an ORU shot during the sequence – landed on him, and Castro did not return. Meanwhile, Nicolas Elame (7.6) missed his fourth-straight game with a hamstring injury as the Mavs were without nearly 16 points in a game decided by nine.

UTA trailed at the beginning of the 2nd half by 11, 34-23, after facing a deficit as much as 13 in the 1st half, but quickly closed the gap and eventually tied the contest at 47-all with 10 minutes to play following a pull-up at the elbow by Azore, but a 6-0 run by ORU ensued and UTA couldn't get closer than four.

@ ORAL ROBERTS

L, 71-62

UT Arlington - 62												
Record: 3-6												
NO.	Name	Min	FG	3P	FT	Rebounds	Fouls	TP	AS	TO	ST	Blocks
			M/A	M/A	M/A	OR	DR	FF	FO			BS
6	Kendrichi Akoundou-Enogu	P 24:39	1-2	0-0	1-2	3	7	10	0	1	3	0
23	Patrick Mwamba	P 25:56	2-2	0-0	0	1	2	4	3	2	2	0
4	David Aze	P 31:15	4-12	0-2	0	1	1	1	13	6	0	0
4	David Aze	P 33:36	6-15	1-2	3-4	0	1	1	10	14	0	0
21	Pedro Castro	O 33:10	0-2	0-1	0-0	1	1	0	0	0	1	0
20	Samuel Chiffo	P 33:53	1-1	0-0	4	4	4	1	1	1	1	0
12	Mesteco Young Jr.	P 18:19	2-3	0-0	0	3	7	10	1	1	2	0
3	Jack Hobbs	P 13:33	1-1	0-0	0	1	1	2	0	2	2	0
12	James Roper	P 15:10	0-2	0-0	0	0	0	0	0	0	0	0
5	Brandyn Talbot	O 09:37	1-3	1-3	0-0	0	0	0	1	3	0	0
22	Sherman Wilson	O 05:01	0-1	0-0	0-0	1	2	2	0	1	0	0
Team												
		25:63	5-17	5-11	3-3	16	15	13	10	6	6	0

ALL GAME BOX SCORES AND SUMMARIES

@RV OKLAHOMA

L, 70-50

UT Arlington - 92

Record: 3-7

														Shooting By Period			
NO.	Name	Min	FG	3P	FT	Reb	Gr	Fouls	TP	AS	TO	ST	Blocks	PTS	1st FG	2nd FG	
			M.A.	M.A.	M.A.	OR	DR	TOT	PF	FD			BS	BA	FG	FG	
0	Kasidrichi Akubundu-Ethogu	F 19:35	1-2	0-0	2-2	0	6	6	2	2	4	0	0	0	2	0	-15
23	Patrick Mwamba	F 24:13	3-7	2-5	2-2	0	1	1	1	2	10	1	2	1	0	0	-13
1	Javon Levi	G 20:27	0-3	0-0	0-0	1	0	1	0	1	0	2	2	1	0	0	-20
3	Carson Bischoff	F 25:32	2-7	2-6	0-0	0	3	3	0	0	6	0	0	0	0	0	-22
4	David Azore	G 28:58	4-10	1-4	6-8	0	3	3	0	5	15	1	2	1	0	0	-15
12	Lazaro Rojas	G 06:52	1-4	0-1	0-0	0	0	0	2	1	2	0	2	0	0	0	-11
20	Nicolas Elame	F 11:02	0-0	0-0	0-0	0	0	2	3	0	0	2	1	0	0	0	-5
24	Montez Young Jr.	F 15:47	1-3	0-1	0-0	1	3	4	1	0	2	0	1	3	0	1	-7
10	Jack Holberg	F 19:33	0-4	0-1	0-0	0	0	0	1	0	0	0	0	1	0	0	0
5	Brandyn Tibolt	F 14:28	1-3	1-3	0-0	0	0	0	8	0	3	3	0	1	0	0	-2
22	Shemar Wilson	F 13:33	4-7	0-0	0-1	2	3	5	4	2	8	2	3	2	1	0	-6
Team															2	0	0
Totals			17-50	6-21	10-15	6	20	25	13	16	50	9	15	11	3	1	-20

Shooting By Period			
1st FG%	6-24	25.0%	
2nd FG%	9-26	34.6%	
3rd FG%	4-12	33.3%	
4th FG%	6-8	75.0%	
GM FG%	17-50	34.0%	
1st FT%	6-21	28.6%	
2nd FT%	10-15	66.7%	
GM FT%			

Dead Ball Rebounds: 2-0

Oklahoma - 79

Record: 9-2

Technical Fouls: NONE

NO.	Name	Min	FG	3P	FT	Rebounds	Fouls	TP	AS	TO	ST	Blocks	Shooting by Period						
													1 st	2 nd					
1	Jalen Hill	26:06	5-5	1-1	1-1	0	4	4	2	2	12	1	1	1	0	0	-22		
35	Tanner Groves	26:07	6-12	0-3	1-1	3	3	6	3	2	13	2	4	0	1	23	0	-23	
0	Jordan Goldwire	26:13	3-6	0-2	0-0	0	2	2	1	0	6	6	2	3	0	1	25	0	-25
2	Umofa Gibson	30:35	4-10	4-8	2-2	0	8	8	1	1	14	1	1	1	0	0	23	0	-23
55	Elijah Harkless	20:26	2-6	1-4	1-2	2	2	4	1	2	6	3	1	0	0	0	15	0	-15
15	Elihan Chigaghi	10:01	2-2	0-0	0-0	0	1	1	2	1	4	3	2	0	0	0	9	0	-9
22	CJ Noland	18:27	3-3	2-2	1-1	0	1	1	2	1	9	1	0	1	0	0	12	0	-12
14	Bijan Cortes	11:04	1-2	0-0	0-0	0	2	2	2	1	2	2	3	0	0	0	1	0	-1
34	Jacob Groves	15:18	2-4	0-1	0-0	0	2	2	2	2	4	0	1	0	0	0	3	0	-3
3	Alston Mason	07:24	0-1	0-0	0-0	0	0	0	0	1	0	0	0	0	0	0	1	0	-6
11	Akai Mawein	03:52	0-0	0-0	0-0	0	2	2	0	0	0	0	2	0	0	0	3	0	-3
20	Rick Isanzza	02:07	0-0	0-0	0-0	0	0	0	0	0	0	0	0	0	0	0	0	0	-3
30	Jake Moser	01:10	0-0	0-0	0-0	0	0	0	0	0	0	0	0	0	0	0	0	0	-3
44	Blake Seacat	01:10	0-0	0-0	0-0	0	0	0	0	0	0	0	0	0	0	0	0	0	-3
Team																			
Totals			28-51	8-21	6-8	5	30	35	16	13	70	19	17	6	1	3	-20		

Shooting By Period			
1st FG%	13-22	59.1%	
2nd FG%	5-11	45.5%	
3rd FG%	4-5	80%	
4th FG%	15-29	51.7%	
GM FG%	3-10	30.0%	
1st FT%	2-3	66.7%	
2nd FT%	20-31	64.5%	
GM FT%	8-21	38.1%	
FT%	6-8	75.0%	

Dead Ball Rebounds: 0-0

UT Arlington - 92		Oklahoma - 79	
Biggest lead	0 (1st 20:00)	28 (2nd 6:28)	
Best Scoring Run	5 (1st 0:00)	11 (1st 13:04)	
Lead Changes	0		
Times Tied	0		
Time with Lead	00:00	36:59	

Points from		Turnovers	
1st	12	1st	2nd
2nd	12	1st	2nd
3rd	12	1st	2nd
4th	12	1st	2nd
GM	12	1st	2nd

HOWARD PAYNE



SOUTH ALABAMA



David Azore eclipsed the 1,000-career point mark, but unfortunately for UTA it was one of the lone bright spots as the again-shorthanded Mavericks dropped a 70-50 decision to an Oklahoma team (9-2) receiving votes in the national polls.

Facing its eighth opponent already this year which played in the NCAA Tournament last season, UTA fell behind 11-0 from the start and never recovered as the Mavs shot just 34 percent from the floor while allowing OU to connect at a 55-percent clip (28-51).

Prior to the start of the game, it was announced that UTA's 2nd-leading scorer Pedro Castro would miss the rest of the season after undergoing back surgery the day prior.

While the Mavs lost Castro, they gained Nicolas Elame as the point guard and 3rd-leading scorer for UTA at nearly 8 per game returned for the first time since Nov. 20 after missing the previous four games with a hamstring injury. Elame did not score, but had a steal in 11 minutes off the bench.

2021-22 UTA OVERALL SEASON STATS

Game Records

Record	Overall	Home	Away	Neutral
ALL GAMES	3-7	2-1	1-6	0-0
CONFERENCE	0-0	0-0	0-0	0-0
NON-CONFERENCE	3-7	2-1	1-6	0-0

Score by Periods

Team	1st	2nd	OT	TOT
UT Arlington	266	343	8	617
Opponents	341	347	17	705

Team Box Score

No.	Player				Total		3-Point		F-Throw		Rebounds													
		GP-GS	MIN	AVG	FG-FGA	FG%	3FG-3FGA	3FG%	FT-FTA	FT%	OFF	DEF	TOT	AVG	PF	DQ	A	TO	BLK	STL	PTS	AVG		
4	AZORE, David	10-10	311:23	31.1	42-121	.347	5-31	.161	48-59	.814	2	32	34	3.4	18	1	14	34	0	8	137	13.7		
21	CASTRO, Pedro	9-9	231:27	25.7	25-71	.352	9-32	.281	5-8	.625	4	30	34	3.8	10	0	13	17	8	9	64	7.1		
20	ELAME, Nicolas	6-1	100:18	16.7	17-35	.486	2-9	.222	2-8	.250	5	4	9	1.5	16	0	5	9	0	6	38	6.3		
23	MWAMBA, Patrick	7-4	154:27	22.1	15-48	.313	7-29	.241	6-8	.750	7	17	24	3.4	15	0	7	12	6	9	43	6.1		
22	WILSON, Shemar	9-2	120:27	13.4	23-35	.657	0-1	.000	8-18	.444	15	20	35	3.9	27	1	5	9	4	3	54	6.0		
0	AKOBUNDU-EHIOGU, Kaodirichi	10-8	204:40	20.5	25-35	.714	0-0	.000	6-7	.857	13	38	51	5.1	24	0	4	10	30	1	56	5.6		
3	BISCHOFF, Carson	5-1	96:51	19.4	9-19	.474	9-18	.500	1-3	.333	0	10	10	2.0	6	0	3	1	0	4	28	5.6		
1	LEVI, Javon	10-10	265:37	26.6	21-64	.328	3-10	.300	9-15	.600	9	24	33	3.3	20	0	43	26	0	16	54	5.4		
12	ROJAS, Lazaro	9-2	102:59	11.4	16-32	.500	0-3	.000	6-8	.750	5	18	23	2.6	21	0	3	17	3	4	38	4.2		
10	HOIBERG, Jack	10-0	180:56	18.1	12-38	.316	4-15	.267	14-17	.824	6	12	18	1.8	16	0	16	11	0	3	42	4.2		
24	YOUNG JR., Montez	10-3	162:54	16.3	17-38	.447	1-6	.167	2-8	.250	18	32	50	5.0	15	0	9	9	2	10	37	3.7		
5	TALBOT, Brandyn	7-0	90:36	12.9	8-20	.400	7-19	.368	0-0	.000	0	7	7	1.0	3	0	5	9	0	2	23	3.3		
15	ROMANELLI, Antonio	2-0	02:25	1.2	1-2	.500	1-2	.500	0-0	.000	0	1	1	0.5	0	0	1	0	0	0	3	1.5		
Team											17	16	33					3						
Total		10	2025		231-558	.414	48-175	.274	107-159	.673	101	261	362	36.2	191	2	128	167	53	75	617	61.7		
Opponents		10	2025		239-595	.402	87-244	.357	140-190	.737	121	258	379	37.9	169	1	158	138	25	85	705	70.5		

Team Statistics

	UTA	OPP
Scoring	617	705
Points per game	61.7	70.5
Scoring margin	-8.8	-
Field goals-att	231-558	239-595
Field goal pct	.414	.402
3 point fg-att	48-175	87-244
3-point FG pct	.274	.357
3-pt FG made per game	4.8	8.7
Free throws-att	107-159	140-190
Free throw pct	.673	.737
F-Throws made per game	10.7	14.0
Rebounds	362	379
Rebounds per game	36.2	37.9
Rebounding margin	-1.7	-
Assists	128	158
Assists per game	12.8	15.8
Turnovers	167	138
Turnovers per game	16.7	13.8
Turnover margin	-2.9	-
Assist/turnover ratio	0.8	1.1
Steals	75	85
Steals per game	7.5	8.5
Blocks	53	25
Blocks per game	5.3	2.5
Winning streak	0	-
Home win streak	1	-
Attendance	6074	41483
Home games-Avg/Game	3-2025	7-5926
Neutral site-Avg/Game	-	0-0

Team Results

Date	Opponent		Score	Att.
11/09/2021	at Oklahoma St.	L	45-88	7981
11/13/2021	Mary Hardin-Baylor	W	104-75	3288
11/16/2021	Abilene Christian	Lot	71-80	1480
11/18/2021	at North Texas	L	36-64	3211
11/20/2021	at San Diego St.	L	62-68	11903
11/27/2021	at Utah St.	L	61-80	8088
11/29/2021	at UC Santa Barbara	W	70-62	483
12/11/2021	Lamar University	W	56-47	1306
12/16/2021	at Oral Roberts	L	62-71	3238
12/19/2021	at Oklahoma	L	50-70	6579

UTA-OPPONENT GAME-BY-GAME COMPARISON

Opponent	1st	2nd	Score	Mar	Total FG	FG Pct	3-Pointers	3FG Pct	Free Throws	FT Pct	Rebounds	Assist	T/Over	Block	Steal	Fouls
Oklahoma State	14/43	31/45	45-88	(-43)	20-53/33-71	.377/.465	2-20/9-25	.100/.360	3-10/13-17	.300/.765	28/50 (-22)	6/20	22/12	7/3	8/15	17/14
MARY HARDIN-BAYL	43/38	61/37	104-75	+29	43-67/25-72	.642/.347	7-21/15-39	.333/.385	11-12/10-15	.917/.667	47/27 +20	28/18	16/13	4/2	10/11	16/12
ABILENE CHRISTIAN	32/34	31/29	71-80	(-9)	24-51/22-67	.471/.328	6-14/7-20	.429/.350	17-24/29-38	.708/.763	41/43 (-2)	16/13	28/15	7/0	8/15	30/25
North Texas	12/43	24/21	36-64	(-28)	12-42/19-54	.286/.352	1-10/9-29	.100/.310	11-21/17-23	.524/.739	35/41 (-6)	3/11	21/11	7/2	2/8	22/21
San Diego State	28/31	34/37	62-68	(-6)	25-65/16-46	.385/.348	5-14/6-15	.357/.400	7-13/30-34	.538/.882	34/34 -	10/13	13/17	5/5	6/4	27/20
Utah State	32/40	29/40	61-80	(-19)	22-56/30-58	.393/.517	5-18/12-29	.278/.414	12-13/8-10	.923/.800	30/33 (-3)	11/26	15/12	4/0	8/7	17/15
UC Santa Barbara	33/31	37/31	70-62	+8	23-57/24-55	.404/.436	5-16/3-14	.313/.214	19-25/11-22	.760/.500	37/36 +1	17/16	11/18	3/4	8/4	25/20
LAMAR UNIVERSITY	31/12	25/35	56-47	+9	20-54/16-62	.370/.258	6-24/4-20	.250/.200	10-14/11-13	.714/.846	40/45 (-5)	18/5	13/14	7/2	8/9	12/16
Oral Roberts	23/34	39/37	62-71	(-9)	25-63/26-59	.397/.441	5-17/14-32	.294/.438	7-12/5-10	.583/.500	44/35 +9	10/17	13/9	6/6	6/6	16/13
Oklahoma	18/35	32/35	50-70	(-20)	17-50/28-51	.340/.549	6-21/8-21	.286/.381	10-15/6-8	.667/.750	26/35 (-9)	9/19	15/17	3/1	11/6	13/16

Note: Game totals are displayed in the format TEAM/OPPONENT for each category

UTA TEAM GAME HIGHS

POINTS	104 71 70 62 62	Mary Hardin-Baylor (11/13/2021) Abilene Christian (11/16/2021) at UC Santa Barbara (11/29/2021) at Oral Roberts (12/16/2021) at San Diego St. (11/20/2021)
FIELD GOALS MADE	43 25 25	Mary Hardin-Baylor (11/13/2021) at Oral Roberts (12/16/2021) at San Diego St. (11/20/2021)
FIELD GOAL ATTEMPTS	67 65	Mary Hardin-Baylor (11/13/2021) at San Diego St. (11/20/2021)
FIELD GOAL PERCENTAGE	.642 (43-67) .471 (24-51)	Mary Hardin-Baylor (11/13/2021) Abilene Christian (11/16/2021)
3 PT FG MADE	7 6 6 6	Mary Hardin-Baylor (11/13/2021) at Oklahoma (12/19/2021) Lamar University (12/11/2021) Abilene Christian (11/16/2021)
3 PT FG ATTEMPTS	24 21 21	Lamar University (12/11/2021) at Oklahoma (12/19/2021) Mary Hardin-Baylor (11/13/2021)
3 PT FG PERCENTAGE	.429 (6-14) .357 (5-14)	Abilene Christian (11/16/2021) at San Diego St. (11/20/2021)
FREE THROWS MADE	19 17	at UC Santa Barbara (11/29/2021) Abilene Christian (11/16/2021)
FREE THROW ATTEMPTS	25 24	at UC Santa Barbara (11/29/2021) Abilene Christian (11/16/2021)
FREE THROW PERCENTAGE	.923 (12-13) .917 (11-12)	at Utah St. (11/27/2021) Mary Hardin-Baylor (11/13/2021)
REBOUNDS	47 44	Mary Hardin-Baylor (11/13/2021) at Oral Roberts (12/16/2021)
ASSISTS	28 18	Mary Hardin-Baylor (11/13/2021) Lamar University (12/11/2021)
STEALS	11 10	at Oklahoma (12/19/2021) Mary Hardin-Baylor (11/13/2021)
BLOCKED SHOTS	7 7 7 7	Lamar University (12/11/2021) at North Texas (11/18/2021) Abilene Christian (11/16/2021) at Oklahoma St. (11/09/2021)
TURNOVERS	28 22	Abilene Christian (11/16/2021) at Oklahoma St. (11/09/2021)
FOULS	30 26	Abilene Christian (11/16/2021) at San Diego St. (11/20/2021)

UTA TEAM GAME LOWS

POINTS	36	at North Texas (11/18/2021)
	45	at Oklahoma St. (11/09/2021)
	50	at Oklahoma (12/19/2021)
	56	Lamar University (12/11/2021)
	61	at Utah St. (11/27/2021)
FIELD GOALS MADE	12	at North Texas (11/18/2021)
	17	at Oklahoma (12/19/2021)
FIELD GOAL ATTEMPTS	42	at North Texas (11/18/2021)
	50	at Oklahoma (12/19/2021)
FIELD GOAL PERCENTAGE	.286 (12-42)	at North Texas (11/18/2021)
	.340 (17-50)	at Oklahoma (12/19/2021)
3 PT FG MADE	1	at North Texas (11/18/2021)
	2	at Oklahoma St. (11/09/2021)
3 PT FG ATTEMPTS	10	at North Texas (11/18/2021)
	14	at San Diego St. (11/20/2021)
	14	Abilene Christian (11/16/2021)
3 PT FG PERCENTAGE	.100 (2-20)	at Oklahoma St. (11/09/2021)
	.100 (1-10)	at North Texas (11/18/2021)
FREE THROWS MADE	3	at Oklahoma St. (11/09/2021)
	7	at Oral Roberts (12/16/2021)
	7	at San Diego St. (11/20/2021)
FREE THROW ATTEMPTS	10	at Oklahoma St. (11/09/2021)
	12	at Oral Roberts (12/16/2021)
	12	Mary Hardin-Baylor (11/13/2021)
FREE THROW PERCENTAGE	.300 (3-10)	at Oklahoma St. (11/09/2021)
	.524 (11-21)	at North Texas (11/18/2021)
REBOUNDS	26	at Oklahoma (12/19/2021)
	28	at Oklahoma St. (11/09/2021)
ASSISTS	3	at North Texas (11/18/2021)
	6	at Oklahoma St. (11/09/2021)
STEALS	2	at North Texas (11/18/2021)
	6	at Oral Roberts (12/16/2021)
	6	at San Diego St. (11/20/2021)
BLOCKED SHOTS	3	at Oklahoma (12/19/2021)
	3	at UC Santa Barbara (11/29/2021)
TURNOVERS	11	at UC Santa Barbara (11/29/2021)
	13	at Oral Roberts (12/16/2021)
	13	Lamar University (12/11/2021)
	13	at San Diego St. (11/20/2021)
FOULS	11	Lamar University (12/11/2021)
	13	at Oklahoma (12/19/2021)

OPPONENT TEAM GAME HIGHS

POINTS	88	at Oklahoma St. (11/09/2021)
	80	at Utah St. (11/27/2021)
	80	Abilene Christian (11/16/2021)
	75	Mary Hardin-Baylor (11/13/2021)
	71	at Oral Roberts (12/16/2021)
FIELD GOALS MADE	33	at Oklahoma St. (11/09/2021)
	30	at Utah St. (11/27/2021)
FIELD GOAL ATTEMPTS	72	Mary Hardin-Baylor (11/13/2021)
	71	at Oklahoma St. (11/09/2021)
FIELD GOAL PERCENTAGE	.549 (28-51)	at Oklahoma (12/19/2021)
	.517 (30-58)	at Utah St. (11/27/2021)
3 PT FG MADE	15	Mary Hardin-Baylor (11/13/2021)
	14	at Oral Roberts (12/16/2021)
3 PT FG ATTEMPTS	39	Mary Hardin-Baylor (11/13/2021)
	32	at Oral Roberts (12/16/2021)
3 PT FG PERCENTAGE	.438 (14-32)	at Oral Roberts (12/16/2021)
	.414 (12-29)	at Utah St. (11/27/2021)
FREE THROWS MADE	30	at San Diego St. (11/20/2021)
	29	Abilene Christian (11/16/2021)
FREE THROW ATTEMPTS	38	Abilene Christian (11/16/2021)
	34	at San Diego St. (11/20/2021)
FREE THROW PERCENTAGE	.882 (30-34)	at San Diego St. (11/20/2021)
	.846 (11-13)	Lamar University (12/11/2021)
REBOUNDS	50	at Oklahoma St. (11/09/2021)
	45	Lamar University (12/11/2021)
ASSISTS	26	at Utah St. (11/27/2021)
	20	at Oklahoma St. (11/09/2021)
STEALS	15	Abilene Christian (11/16/2021)
	15	at Oklahoma St. (11/09/2021)
BLOCKED SHOTS	6	at Oral Roberts (12/16/2021)
	5	at San Diego St. (11/20/2021)
TURNOVERS	18	at UC Santa Barbara (11/29/2021)
	17	at Oklahoma (12/19/2021)
	17	at San Diego St. (11/20/2021)
FOULS	25	Abilene Christian (11/16/2021)
	21	at North Texas (11/18/2021)

OPPONENT TEAM GAME LOWS

POINTS	47 62 64 68 70	Lamar University (12/11/2021) at UC Santa Barbara (11/29/2021) at North Texas (11/18/2021) at San Diego St. (11/20/2021) at Oklahoma (12/19/2021)
FIELD GOALS MADE	16 16	Lamar University (12/11/2021) at San Diego St. (11/20/2021)
FIELD GOAL ATTEMPTS	46 51	at San Diego St. (11/20/2021) at Oklahoma (12/19/2021)
FIELD GOAL PERCENTAGE	.258 (16-62) .328 (22-67)	Lamar University (12/11/2021) Abilene Christian (11/16/2021)
3 PT FG MADE	3 4	at UC Santa Barbara (11/29/2021) Lamar University (12/11/2021)
3 PT FG ATTEMPTS	14 15	at UC Santa Barbara (11/29/2021) at San Diego St. (11/20/2021)
3 PT FG PERCENTAGE	.200 (4-20) .214 (3-14)	Lamar University (12/11/2021) at UC Santa Barbara (11/29/2021)
FREE THROWS MADE	5 6	at Oral Roberts (12/16/2021) at Oklahoma (12/19/2021)
FREE THROW ATTEMPTS	8 10 10	at Oklahoma (12/19/2021) at Oral Roberts (12/16/2021) at Utah St. (11/27/2021)
FREE THROW PERCENTAGE	.500 (11-22) .500 (5-10)	at UC Santa Barbara (11/29/2021) at Oral Roberts (12/16/2021)
REBOUNDS	27 33	Mary Hardin-Baylor (11/13/2021) at Utah St. (11/27/2021)
ASSISTS	5 11	Lamar University (12/11/2021) at North Texas (11/18/2021)
STEALS	4 4	at UC Santa Barbara (11/29/2021) at San Diego St. (11/20/2021)
BLOCKED SHOTS	0 0	at Utah St. (11/27/2021) Abilene Christian (11/16/2021)
TURNOVERS	9 11	at Oral Roberts (12/16/2021) at North Texas (11/18/2021)
FOULS	12 13 13	Mary Hardin-Baylor (11/13/2021) at Oral Roberts (12/16/2021) at Oklahoma St. (11/09/2021)

UTA PLAYER GAME HIGHS

POINTS	21		David Azore vs Abilene Christian (11/16/2021)
	17		David Azore at Utah St. (11/27/2021)
	17		Pedro Castro at San Diego St. (11/20/2021)
	17		Nicolas Elame vs Mary Hardin-Baylor (11/13/2021)
	16		David Azore at Oral Roberts (12/16/2021)
	16		David Azore vs Lamar University (12/11/2021)
	16		Pedro Castro at UC Santa Barbara (11/29/2021)
FIELD GOALS MADE	7		Kaodirichi Akobundu-Ehiogu vs Lamar University (12/11/2021)
	7		David Azore at Utah St. (11/27/2021)
	7		Pedro Castro at San Diego St. (11/20/2021)
	7		David Azore vs Abilene Christian (11/16/2021)
	7		Nicolas Elame vs Mary Hardin-Baylor (11/13/2021)
FIELD GOAL ATTEMPTS	17		David Azore at Utah St. (11/27/2021)
	16		David Azore at San Diego St. (11/20/2021)
FIELD GOAL PERCENTAGE (min 5 made)	1.000	(7-7)	Kaodirichi Akobundu-Ehiogu vs Lamar University (12/11/2021)
	1.000	(6-6)	Shemar Wilson vs Mary Hardin-Baylor (11/13/2021)
	1.000	(5-5)	Kaodirichi Akobundu-Ehiogu vs Mary Hardin-Baylor (11/13/2021)
3 PT FG MADE	3		Carson Bischoff at Utah St. (11/27/2021)
	3		Pedro Castro at San Diego St. (11/20/2021)
3 PT FG ATTEMPTS	7		Patrick Mwamba vs Lamar University (12/11/2021)
	7		Pedro Castro at San Diego St. (11/20/2021)
3 PT FG PERCENTAGE (min 2 made)	1.000	(2-2)	Javon Levi vs Mary Hardin-Baylor (11/13/2021)
	1.000	(2-2)	Nicolas Elame vs Mary Hardin-Baylor (11/13/2021)
FREE THROWS MADE	9		David Azore vs Lamar University (12/11/2021)
	9		Jack Hoiberg at UC Santa Barbara (11/29/2021)
FREE THROW ATTEMPTS	10		David Azore vs Lamar University (12/11/2021)
	9		Jack Hoiberg at UC Santa Barbara (11/29/2021)
FREE THROW PERCENTAGE (min 3 made)	1.000	(9-9)	Jack Hoiberg at UC Santa Barbara (11/29/2021)
	1.000	(6-6)	Javon Levi at Utah St. (11/27/2021)
	1.000	(5-5)	David Azore at North Texas (11/18/2021)
	1.000	(5-5)	David Azore vs Mary Hardin-Baylor (11/13/2021)
REBOUNDS	10		Kaodirichi Akobundu-Ehiogu at Oral Roberts (12/16/2021)
	10		Montez Young Jr. at Oral Roberts (12/16/2021)
	10		Montez Young Jr. at San Diego St. (11/20/2021)
ASSISTS	10		Javon Levi vs Mary Hardin-Baylor (11/13/2021)
	6		Javon Levi vs Lamar University (12/11/2021)
	6		Javon Levi at UC Santa Barbara (11/29/2021)
STEALS	3		Montez Young Jr. at Oklahoma (12/19/2021)
	3		Javon Levi vs Lamar University (12/11/2021)
	3		Javon Levi at UC Santa Barbara (11/29/2021)
	3		Nicolas Elame vs Abilene Christian (11/16/2021)
	3		Javon Levi at Oklahoma St. (11/09/2021)
BLOCKED SHOTS	6		Kaodirichi Akobundu-Ehiogu vs Lamar University (12/11/2021)
	4		Kaodirichi Akobundu-Ehiogu at San Diego St. (11/20/2021)
	4		Kaodirichi Akobundu-Ehiogu at North Texas (11/18/2021)
	4		Kaodirichi Akobundu-Ehiogu vs Abilene Christian (11/16/2021)
TURNOVERS	7		David Azore vs Abilene Christian (11/16/2021)
	5		Pedro Castro vs Abilene Christian (11/16/2021)
FOULS	5		Shemar Wilson at San Diego St. (11/20/2021)
	5		David Azore at San Diego St. (11/20/2021)

OPPONENT PLAYER GAME HIGHS

POINTS	24		Justin Bean at Utah St. (11/27/2021)
	23		Amadou Sow at UC Santa Barbara (11/29/2021)
	21		Francis Lăcis at Oral Roberts (12/16/2021)
	21		Davion Buster vs Lamar University (12/11/2021)
	21		Coryon Mason vs Abilene Christian (11/16/2021)
FIELD GOALS MADE	10		Amadou Sow at UC Santa Barbara (11/29/2021)
	9		Justin Bean at Utah St. (11/27/2021)
FIELD GOAL ATTEMPTS	22		Davion Buster vs Lamar University (12/11/2021)
	15		Amadou Sow at UC Santa Barbara (11/29/2021)
FIELD GOAL PERCENTAGE (min 5 made)	1.000	(5-5)	Jalen Hill at Oklahoma (12/19/2021)
	.818	(9-11)	Justin Bean at Utah St. (11/27/2021)
3 PT FG MADE	6		DeShang Weaver at Oral Roberts (12/16/2021)
	5		Francis Lăcis at Oral Roberts (12/16/2021)
	5		Steven Ashworth at Utah St. (11/27/2021)
3 PT FG ATTEMPTS	10		Davion Buster vs Lamar University (12/11/2021)
	9		Carson Hammond vs Mary Hardin-Baylor (11/13/2021)
3 PT FG PERCENTAGE (min 2 made)	1.000	(2-2)	CJ Noland at Oklahoma (12/19/2021)
	1.000	(2-2)	Trey Pulliam at San Diego St. (11/20/2021)
	1.000	(2-2)	Immanuel Allen vs Abilene Christian (11/16/2021)
FREE THROWS MADE	9		Coryon Mason vs Abilene Christian (11/16/2021)
	7		Matt Bradley at San Diego St. (11/20/2021)
	7		Mahki Morris vs Abilene Christian (11/16/2021)
FREE THROW ATTEMPTS	9		Coryon Mason vs Abilene Christian (11/16/2021)
	8		Mahki Morris vs Abilene Christian (11/16/2021)
FREE THROW PERCENTAGE (min 3 made)	1.000	(9-9)	Coryon Mason vs Abilene Christian (11/16/2021)
	1.000	(7-7)	Matt Bradley at San Diego St. (11/20/2021)
	1.000	(6-6)	Justin Bean at Utah St. (11/27/2021)
	1.000	(6-6)	Thomas Bell at North Texas (11/18/2021)
	1.000	(5-5)	Trey Pulliam at San Diego St. (11/20/2021)
	1.000	(4-4)	C.J. Roberts vs Lamar University (12/11/2021)
	1.000	(4-4)	Keshad Johnson at San Diego St. (11/20/2021)
	1.000	(4-4)	Tylor Perry at North Texas (11/18/2021)
	1.000	(4-4)	Donovan Williams at Oklahoma St. (11/09/2021)
	1.000	(3-3)	Max Abmas at Oral Roberts (12/16/2021)
	1.000	(3-3)	Mason Senigaur vs Lamar University (12/11/2021)
REBOUNDS	11		Francis Lăcis at Oral Roberts (12/16/2021)
	11		Josh Pierre-Louis at UC Santa Barbara (11/29/2021)
ASSISTS	7		Rylan Jones at Utah St. (11/27/2021)
	6		Jordan Goldwire at Oklahoma (12/19/2021)
	6		Max Abmas at Oral Roberts (12/16/2021)
	6		Steven Ashworth at Utah St. (11/27/2021)
	6		Isaac Likekele at Oklahoma St. (11/09/2021)
STEALS	4		Francis Lăcis at Oral Roberts (12/16/2021)
	4		Tylor Perry at North Texas (11/18/2021)
	4		Carson Hammond vs Mary Hardin-Baylor (11/13/2021)
	4		Rondel Walker at Oklahoma St. (11/09/2021)
BLOCKED SHOTS	3		Francis Lăcis at Oral Roberts (12/16/2021)
	3		DeShang Weaver at Oral Roberts (12/16/2021)
	3		Nathan Mensah at San Diego St. (11/20/2021)
TURNOVERS	6		Davion Buster vs Lamar University (12/11/2021)
	5		Lamont Butler at San Diego St. (11/20/2021)
	5		Nathan Mensah at San Diego St. (11/20/2021)
	5		Thomas Bell at North Texas (11/18/2021)

SINGLE-GAME INDIVIDUAL PROGRAM RECORDS

POINTS

Pts	Player	Opponent	Date
1. 44	Dink Ford	Texas Wesleyan	Dec. 28, 1964
2. 43	Steven Barber	at UTSA	Jan. 24, 2002
3. 41	Larry Moore	Centenary	Jan. 18, 1973
4. 39	Willie Brand	Prairie View A&M	Dec. 2, 1989
39	Jerry Janek	Texas Wesleyan	Dec. 29, 1962
6. 38	Erick Neal	Appalachian State	Feb. 1, 2018
38	Marquez Haynes	UTSA	Jan. 16, 2010
38	Steven Barber	Wichita State	Nov. 28, 2001
38	Mike Nau	Lamar	Feb. 14, 1967
10. 37	Erick Neal	Appalachian State	Mar. 9, 2018
37	Reger Dowell	Western Kentucky	Mar. 1, 2014
37	Leonard Wilson	ULM	Mar. 6, 1993
37	Eric Gore	North Texas	Feb. 25, 1991
37	Bruce Tibbetts	at McMurry	Jan. 30, 1965
15. 36	Marquez Haynes	vs. Texas A&M-Corpus Christi	Mar. 12, 2009
36	Keith Greene	McNeese State	Feb. 17, 2000
36	Sam Norton	at ULM	Mar. 5, 1984
36	Sam Norton	at Oral Roberts	Jan. 3, 1984
36	Eddie Stallings	Trinity	Feb. 1, 1969
36	Dink Ford	at Texas Wesleyan	Jan. 2, 1965
36	Bruce Tibbetts	at Texas Wesleyan	Jan. 2, 1965
36	John Reglin	at Texas Wesleyan	Jan. 25, 1964
23. 35	Erick Neal	at ULM	Feb. 15, 2018
35	Reger Dowell	Howard Payne	Nov. 13, 2014
35	Bobby Kenyon	Northwestern State	Feb. 27, 1992
35	Willie Brand	at Northwestern State	Feb. 16, 1991
35	Freddie Anderson	at North Texas	Jan. 14, 1976
35	Kenny Jenkins	at Denver	Jan. 10, 1976
35	Eddie Stallings	West Texas A&M	Jan. 2, 1969
35	Noel Roberts	Trinity	Jan. 5, 1963

FIELD GOALS MADE

FG	Player	Opponent	Date
1. 20	Larry Moore	Centenary	Jan. 18, 1973
2. 16	Cal Tate	Texas Wesleyan	Feb. 15, 1978
16	Ronnie Marsh	at Abilene Christian	Jan. 22, 1973
16	Mike Nau	Lamar	Feb. 14, 1967
16	Noel Roberts	Trinity	Dec. 28, 1962
6. 15	Robert Taylor	Texas Wesleyan	Dec. 17, 1996
15	Bobby Kenyon	Huston-Tillotson	Nov. 29, 1990
15	Sam Norton	ULM	Feb. 25, 1984
15	Sam Norton	at Arkansas State	Jan. 28, 1984
15	Eddie Stallings	Trinity	Feb. 1, 1969
15	Bruce Tibbetts	at McMurry	Jan. 30, 1965
12. 14	Sam Norton	at Oral Roberts	Jan. 3, 1984
14	Cal Tate	Texas Wesleyan	Feb. 15, 1978
14	Freeman Sparks	at McNeese State	Feb. 23, 1976
14	Freddie Anderson	at Louisiana Tech	Feb. 2, 1976
14	Freddie Anderson	at North Texas	Jan. 14, 1976
14	Kenny Jenkins	at Denver	Jan. 10, 1976
14	David Payne	Houston	Feb. 26, 1970
14	Sherman Evans	Tennessee Tech	Dec. 15, 1968
14	Dink Ford	vs. Texas Wesleyan	Dec. 12, 1964

FIELD GOAL ATTEMPTS

FGA	Player	Opponent	Date
1. 30	Mike Nau	Texas Wesleyan	Dec. 4, 1965
30	Noel Roberts	Trinity	Jan. 5, 1963
3. 29	Miles Robertson	Pepperdine	Dec. 9, 1977
29	Larry Moore	Centenary	Jan. 18, 1973
29	Sherman Evans	at Lamar	Feb. 16, 1970
6. 28	Eric Gore	University of Dallas	Dec. 8, 1990
28	Freddie Anderson	at Louisiana Tech	Feb. 2, 1976
8. 27	Marquez Haynes	North Texas	Nov. 18, 2009
27	Steven Barber	at Wichita State	Nov. 28, 2001
27	Robert Taylor	Texas Wesleyan	Dec. 17, 1996
27	Willie Brand	Sam Houston State	Jan. 11, 1990
27	Willie Brand	UTSA	Nov. 28, 1988
27	Sam Norton	at Oral Roberts	Jan. 3, 1984
14. 26	Cal Tate	Texas Wesleyan	Feb. 15, 1978
26	Ronnie Marsh	at Centenary	Feb. 5, 1973
26	Sherman Evans	Tennessee Tech	Dec. 15, 1969
26	Mike Nau	Lamar	Feb. 14, 1967

FIELD GOAL PERCENTAGE (Min. 5 Made)

Pct. (FG-A)	Player	Opponent	Date
1. 1.000 (10-10)	Jermaine Griffin	at Lamar	Feb. 14, 2008
1.000 (10-10)	Ike Mitchell	at Lamar	Jan. 18, 1986
1.000 (10-10)	Albert Culton	vs. Valpariso	Jan. 10, 1981
1.000 (9-9)	Erick Neal	at Rice	Nov. 29, 2015
1.000 (9-9)	Roger Shute	at TAMU-Kingsville	Jan. 19, 1976
1.000 (7-7)	KAO. AKO-EHIOGU LAMAR		DEC. 11, 2021
1.000 (7-7)	Jorge Bilbao	at Louisiana	Feb. 7, 2015
1.000 (7-7)	Jermaine Griffin	UT Tyler	Nov. 11, 2006
1.000 (7-7)	Steven Thomas	at New Mexico State	Nov. 26, 2004
1.000 (6-6)	SHEMAR WILSON MARY HARDIN-BAYLOR		NOV. 13, 2021
1.000 (6-6)	Andres Ibarguen	vs. Georgia Southern	Mar. 16, 2019
1.000 (6-6)	Johnny Hamilton	Rice	Nov. 29, 2017
1.000 (6-6)	Jordan Reves	Houston Baptist	Jan. 5, 2011
1.000 (6-6)	Keith Howell	UT Permian Basin	Dec. 5, 2003
1.000 (6-6)	Donald Harris	at Baylor	Nov. 21, 2001
1.000 (5-5)	KAO. AKO-EHIOGU MARY HARDIN-BAYLOR		NOV. 13, 2021
1.000 (5-5)	Lazaro Rojas	Howard Payne	Dec. 22, 2020
1.000 (5-5)	Jabari Narcis	at #8 Gonzaga	Nov. 19, 2019
1.000 (5-5)	Link Kabadyundi	at Alabama	Nov. 21, 2017
1.000 (5-5)	Kennedy Eubanks	at Georgia Southern	Feb. 4, 2016
1.000 (5-5)	Anthony Walker	at South Alabama	Mar. 8, 2014
1.000 (5-5)	Anthony Walker	at Oklahoma	Dec. 17, 2013
1.000 (5-5)	Vincent Dillard	Samford	Nov. 12, 2013
1.000 (5-5)	Brandon Edwards	Central Arkansas	Feb. 7, 2011
1.000 (5-5)	Anthony Vereen	vs. Schreiner	Nov. 26, 2007
1.000 (5-5)	Jermaine Griffin	vs. UC Riverside	Nov. 12, 2007
1.000 (5-5)	Jermaine Griffin	San Diego	Dec. 4, 2004
1.000 (5-5)	Bill Washington	at Arkansas State	Dec. 6, 1997
1.000 (5-5)	Jesse Kemp	Lamar	Jan. 22, 1976

3-POINTERS MADE

No.	Player	Opponent	Date
1. 9	Erick Neal	at ULM	Feb. 15, 2018
9	Willie Brand	Northwestern State	Feb. 14, 1991
3. 8	Eric Gore	at Charleston Southern	Dec. 28, 1991
4. 7	Erick Neal	Georgia State	Feb. 24, 2018
7	Kevin Hervey	at Louisiana	Mar. 4, 2017
7	Jamel Outler	vs Houston Baptist	Nov. 22, 2014
7	Kevin Butler	at Idaho	Feb. 14, 2013
7	LaMarcus Reed III	at A&M-Corpus Christi	Mar. 2, 2011
7	Roge'r Guignard	at UTSA	Feb. 20, 2008
7	Roge'r Guignard	vs. Hardin-Simmons	Dec. 29, 2007
7	Brady Dawkins	at Nicholls	Feb. 23, 2006
7	Jabari Johnson	at ULM	Mar. 1, 2001
7	Jabari Johnson	McNeese State	Jan. 27, 2000
7	Ronald Smith	McNeese State	Feb. 13, 1993
7	Ronald Smith	Stephen F. Austin	Jan. 23, 1993
7	Darrell Harmon	UTSA	Jan. 2, 1992
7	Glover Cody	McNeese State	Feb. 21, 1991
7	Rodrick Ford	UT Pan American	Dec. 19, 1988
7	Rodrick Ford	at UT Pan American	Dec. 19, 1987

3-POINT ATTEMPTS

No.	Player	Opponent	Date
1. 17	Roge'r Guignard	at UTSA	Feb. 20, 2008
2. 16	Roge'r Guignard	at Texas Southern	Dec. 20, 2006
16	Robert Mays	Nicholls	Dec. 3, 1990
4. 15	Erick Neal	at South Alabama	Jan. 16, 2016
15	Reger Dowell	at Georgia State	Feb. 1, 2014
15	Jabari Johnson	McNeese State	Jan. 27, 2000
15	Leonard Wilson	at Northwestern State	Feb. 1, 1992
15	Bobby Kenyon	McNeese State	Feb. 21, 1991
15	Ronnie Pruitt	McNeese State	Feb. 21, 1991
10. 14	Erick Neal	at Georgia State	Jan. 25, 2018
14	Reger Dowell	Troy	Jan. 23, 2014
14	Ronald Smith	Stephen F. Austin	Jan. 23, 1993
14	Eric Gore	at Stephen F. Austin	Jan. 11, 1992
14	Eric Gore	at Charleston Southern	Dec. 28, 1991
14	Robert Mays	at New Mexico	Nov. 23, 1990
16. 13	Edric Dennis	at Coastal Carolina	Jan. 12, 2019
13	Kevin Hervey	Georgia State	Feb. 24, 2018
13	Brandon Long	at Houston Baptist	Nov. 29, 2008
13	Brandon Long	at Texas Southern	Dec. 20, 2006
13	Steven Barber	McNeese State	Jan. 27, 2000
13	Anthony Durham	McNeese State	Jan. 30, 1997
13	Willie Brand	Sam Houston State	Jan. 11, 1990
13	Willie Brand	UTSA	Nov. 28, 1988

3-POINT PERCENTAGE (Min. 5 Made)

Pct. (FG-A)	Player	Opponent	Date
1. 1.000 (7-7)	Kevin Butler	at Idaho	Feb. 14, 2013
1.000 (5-5)	Jabari Narcis	at #8 Gonzaga	Nov. 19, 2019
1.000 (5-5)	Scott Cross	UTSA	Feb. 14, 1998

SINGLE-GAME INDIVIDUAL PROGRAM RECORDS

FREE THROWS MADE

No.	Player	Opponent	Date
1.	20 Paul Renfro	Louisiana	Feb. 19, 1979
2.	19 Eddie Stallings	West Texas A&M	Jan. 2, 1969
3.	18 Dink Ford	TAMU-Commerce	Dec. 12, 1964
4.	17 Jerry Janek	Texas Wesleyan	Dec. 29, 1962
5.	16 Steven Thomas	San Diego	Dec. 4, 2004
16	Steven Thomas	at UTSA	Jan. 10, 2004
16	Dink Ford	vs. Texas Wesleyan	Dec. 29, 1964
16	Jerry Janek	vs. Texas Wesleyan	Dec. 29, 1962
9.	15 Edric Dennis	vs. Little Rock	Jan. 19, 2019
15	Reger Dowell	Western Kentucky	Mar. 1, 2014
15	Paul Renfro	McNeese State	Feb. 8, 1979
15	Harvey Harris	Lamar	Dec. 18, 1962
13.	14 Scott Cross	Air Force	Dec. 22, 1997
14	Eddie Stallings	at Texas Tech	Jan. 20, 1968
14	Dink Ford	Angelo State	Feb. 8, 1966
14	Jay Hawley	vs. Texas Wesleyan	Dec. 29, 1960
14	LaMarcus Reed	at UTSA	Mar. 3, 2012

FREE THROW ATTEMPTS

No.	Player	Opponent	Date
1.	22 Eddie Stallings	West Texas A&M	Jan. 18, 1969
22	Steven Thomas	ULM	Jan. 22, 2005
3.	21 Jerry Janek	Texas Wesleyan	Dec. 29, 1962
4.	20 Glover Cody	at Georgia State	Dec. 15, 1990
20	Paul Renfro	Louisiana	Feb. 19, 1979
6.	19 Bruce Tibbetts	Austin College	Dec. 10, 1964
7.	18 Reger Dowell	Western Kentucky	Mar. 1, 2014
18	Steven Thomas	Northwestern State	Jan. 12, 2005
18	Steven Barber	at Sam Houston State	March 6, 2001
18	Dink Ford	vs. Texas Wesleyan	Dec. 29, 1964

FREE THROW PERCENTAGE (Min. 10 Att.)

Pct. (FG-A)	Player	Opponent	Date
1. 1.000 (20-20)	Paul Renfro	at Louisiana	Feb. 19, 1979
1.000 (13-13)	Eddie Stallings	at Houston	Feb. 22, 1968
1.000 (12-12)	Jordan Reves	at McNeese State	Feb. 22, 2012
1.000 (12-12)	Derrick Obasohan	at Nicholls	Feb. 28, 2004
1.000 (12-12)	Brian Myers	at Northwestern State	Feb. 22, 1996
1.000 (12-12)	Paul Renfro	McNeese State	Jan. 28, 1980
1.000 (11-11)	Brandon Edwards	at South Alabama	Mar. 8, 2014
1.000 (11-11)	Rodrick Epps	at Texas State	Feb. 3, 2007
1.000 (11-11)	Keith Howell	at Northwestern State	Jan. 30, 2003
1.000 (11-11)	Melvin Polk	at TCU	Dec. 1, 1979
1.000 (11-11)	Paul Renfro	at Wichita State	Dec. 8, 1978
1.000 (11-11)	Mike Nau	vs. Austin College	Dec. 29, 1965
1.000 (10-10)	Rodrick Epps	at AMCC	Feb. 19, 2007
1.000 (10-10)	Reggie Brown	North Texas	Feb. 3, 1996
1.000 (10-10)	Keith Cornett	at Northwestern State	Feb. 4, 1995
1.000 (10-10)	Ricky Leggett	at Baylor	Dec. 16, 1980
1.000 (10-10)	Melvin Polk	at Baylor	Dec. 16, 1980

REBOUNDS

No.	Player	Opponent	Date
1.	24 Albert Culton	vs. Northeastern	Jan. 9, 1981
2.	23 Bruce Tibbetts	Austin College	Dec. 10, 1964
23	Jerry Janek	vs. Texas Wesleyan	Dec. 29, 1962
4.	22 Jermaine Griffin	UT Permian Basin	Dec. 1, 2005
5.	21 Mike Nau	Texas Wesleyan	Dec. 4, 1965
21	Mike Nau	Austin College	Dec. 13, 1966
21	Bruce Tibbetts	at McMurry	Jan. 30, 1965
8.	20 Sam Norton	McNeese State	Feb. 11, 1984
20	Mike Nau	Lamar	Feb. 14, 1967
20	Sherman Evans	at Samford	Dec. 18, 1971
11.	19 Brandon Edwards	at Troy	Mar. 6, 2014
19	Johnny McDowell	Sam Houston State	Jan. 21, 1993
19	Donny Beachum	UT Pan American	Jan. 21, 2004
19	John Reglin	Lamar	Feb. 14, 1967
19	John Reglin	Lamar	Jan. 8, 1966
19	Sam Norton	ULM	Feb. 2, 1984
19	Sherman Evans	Arkansas	Dec. 13, 1970

OFFENSIVE REBOUNDS (Since 1983-84)

No.	Player	Opponent	Date
1.	12 Johnny McDowell	UTSA	Jan. 2, 1992
12	Sam Norton	McNeese State	Feb. 11, 1984
3.	11 Eric Gore	University of Dallas	Dec. 8, 1990
11	Sam Norton	Louisiana Tech	Mar. 1, 1984
11	Sam Norton	at Oral Roberts	Jan. 3, 1984
6.	10 Eric Gore	at ULM	Feb. 16, 1991
10	Michael Beasley	Morehead State	Jan. 3, 1989
8.	9 Johnny Hamilton	vs. Georgia State	Mar. 1, 2018
9	Bill Washington	at Northwestern State	Feb. 18, 1999
9	Bill Washington	at UTSA	Jan. 10, 1998
9	Robert Taylor	Texas Wesleyan	Dec. 17, 1996
9	Johnny McDowell	Sul Ross State	Dec. 4, 1992
9	Johnny McDowell	at Northwestern State	Feb. 1, 1992
9	Leonard Wilson	Nicholls	Dec. 3, 1990
9	Bill Nygard	Huston-Tillotson	Nov. 29, 1990

DEFENSIVE REBOUNDS (Since 1983-84)

No.	Player	Opponent	Date
1.	14 Jermaine Griffin	UT Permian Basin	Dec. 1, 2005
14	Robert Taylor	ULM	Feb. 27, 1997
14	Sam Norton	North Texas	Feb. 9, 1984
14	Sam Norton	ULM	Feb. 2, 1984
5.	13 David Azore	at Texas State	Feb. 2, 2019
13	Kevin Hervey	at UTRGV	Dec. 16, 2018
13	Kevin Hervey	South Alabama	Feb. 25, 2017
13	Mack Callier	at Sam Houston State	Feb. 17, 2003
13	David Allen	North Texas	Jan. 14, 1989
10.	12 David Azore	at Georgia Southern	Dec. 21, 2019
12	Kevin Hervey	Appalachian State	Feb. 1, 2018
12	Kevin Hervey	at Loyola Marymount	Dec. 22, 2016
12	Larry Posey	UTSA	Feb. 15, 2007
12	Steven Thomas	at Stephen F. Austin	Jan. 26, 2006
12	Anthony Durham	Northwestern State	Mar. 1, 1997
12	Bill Washington	Jarvis Christian	Dec. 2, 1996
12	Johnny McDowell	Sam Houston State	Jan. 21, 1993
12	Johnny McDowell	at Nicholls	Jan. 16, 1993
12	Johnny McDowell	vs. Gonzaga	Dec. 11, 1992
20.	11 David Azore	at Louisiana Tech	Nov. 27, 2020
11	David Azore	at Appalachian State	Jan. 10, 2019
11	Johnny Hamilton	at Northern Iowa	Dec. 7, 2017
11	Kevin Hervey	at Grand Canyon	Nov. 20, 2014
11	Brandon Edwards	vs. ULM	Mar. 13, 2014
11	Brandon Edwards	at Troy	Mar. 6, 2014
11	Brandon Edwards	Samford	Nov. 12, 2013
11	LaMarcus Reed III	vs. Southeastern La	Feb. 19, 2011
11	Steven Thomas	SE Louisiana	Jan. 19, 2006
11	Steven Thomas	at South Florida	Dec. 29, 2004
11	Mack Callier	at Sam Houston State	Mar. 6, 2001
11	Mack Callier	Texas State	Feb. 12, 2001
11	Brian Myers	TAMU-Commerce	Dec. 11, 1993

ASSISTS

No.	Player	Opponent	Date
1.	17 Jermaine Johnson	at Sam Houston State	Dec. 28, 1998
2.	16 Sean Miller	at Northwestern State	Feb. 19, 1994
3.	15 Erick Neal	at Niagara	Nov. 25, 2017
15	Glover Cody	North Texas	Feb. 15, 1992
15	Glover Cody	at Northwestern State	Feb. 14, 1991
15	Glover Cody	at Sam Houston State	Jan. 25, 1991
6.	13 Erick Neal	UT Dallas	Nov. 27, 2017
13	Erick Neal	at BYU	Mar. 15, 2017
13	Erick Neal	Louisiana	Jan. 23, 2017
13	Erick Neal	UT Dallas	Dec. 5, 2016
13	Glover Cody	at Iowa State	Dec. 10, 1991
13	Glover Cody	vs. Army	Nov. 24, 1990
13	Ronnell Peters	at ULM	Feb. 25, 1984
13	Ricky Leggett	at Denver	Dec. 12, 1978
13	Jesse Kemp	McNeese State	Feb. 28, 1977
13	David Payne	at UT Pan American	Jan. 18, 1971
13	David Payne	at Texas Wesleyan	Dec. 16, 1969

SINGLE-GAME INDIVIDUAL PROGRAM RECORDS

BLOCKED SHOTS

No.	Player	Opponent	Date
1. 9	Paul Renfro	Texas Wesleyan	Jan. 18, 1980
2. 8	Miles Robertson	Louisiana Tech	Mar. 1, 1979
3. 7	Kaodirichi Akobundu-Ehiogu	Louisiana	Jan. 15, 2021
7	Johnny Hamilton	at Georgia State	Jan. 25, 2018
5. 6	KAO. AKOBUNDU-EHIOGU	LAMAR	DEC. 11, 2021
6	Kaodirichi Akobundu-Ehiogu	at Arkansas State	Jan. 29, 2021
6	Johnny Hamilton	Georgia Southern	Feb. 22, 2018
6	Brandon Williams	vs Howard Payne	Dec. 20, 2014
6	Jordan Reves	at San Jose State	Jan. 28, 2013
6	Jordan Reves	vs. Louisiana Tech	Jan. 5, 2013
6	Jermaine Griffin	at Western Illinois	Dec. 4, 2006
6	Miles Robertson	St. Edward's	Nov. 26, 1977
6	Trey Parker	Sam Houston State	Jan. 30, 2008
14. 5	Patrick Mwamba	Louisiana	Feb. 26, 2021
5	Kaodirichi Akobundu-Ehiogu	Texas State	Feb. 11, 2021
5	Kaodirichi Akobundu-Ehiogu	Louisiana	Jan. 16, 2021
5	Kaodirichi Akobundu-Ehiogu	Dallas Christian	Dec. 17, 2020
5	Brandon Edwards	ULM	Jan. 9, 2014
5	Jermaine Griffin	at Texas State	Feb. 3, 2007
5	Jermaine Griffin	UT Tyler	Nov. 11, 2006
5	Roy Johnson	at Northwestern State	Feb. 26, 2004
5	Jermaine Johnson	at UTSA	Jan. 7, 1999
5	Johnny McDowell	McNeese State	Jan. 25, 1992
5	Ralph McPherson	Arkansas State	Feb. 16, 1981
5	Albert Culton	McNeese State	Feb. 7, 1981

STEALS

No.	Player	Opponent	Date
1. 8	Bill Washington	McNeese State	Jan. 27, 2000
8	Leonard Wilson	Nicholls	Dec. 3, 1990
3. 7	Shahada Wells	Little Rock	Jan. 22, 2021
7	Bill Washington	Stephen F. Austin	Feb. 11, 1999
7	Bill Washington	McMurry	Nov. 24, 1998
7	Glover Cody	at North Texas	Feb. 28, 1991
7	Rodrick Ford	US International	Feb. 5, 1987
7	Rodrick Ford	at Stephen F. Austin	Jan. 16, 1987
7	Ronnell Peters	Arkansas State	Feb. 1, 1986

TURNOVERS

No.	Player	Opponent	Date
1. 12	Ricky Leggett	at Lamar	Mar. 4, 1978
2. 11	Erick Neal	at Georgia Southern	Jan. 27, 2018
11	Johnny Hill	at Georgia State	Jan. 15, 2015
11	Ronnie Marsh	at Hardin-Simmons	Feb. 2, 1974
5. 10	Lonnie McClanahan	at Texas State	Jan. 18, 2014
10	Josh Daniel	ULM	Mar. 7, 2003
10	Miles Robertson	at Lamar	Feb. 10, 1979
10	Ricky Leggett	at Baylor	Dec. 16, 1980
10	Greg Stuckey	at Lamar	Feb. 24, 1977

MINUTES PLAYED (Since 1973-74)

No.	Player	Opponent	Date
1. 50	Jermaine Johnson	at Sam Houston State	Dec. 28, 1998
2. 49	Keith Howell	ULM	Mar. 7, 2003
49	Donald Harris	at Sam Houston State	Dec. 28, 1998
4. 47	Rickey Leggett	McNeese State	Jan. 28, 1980
47	Jeffrey Stewart	McNeese State	Jan. 28, 1980
47	Miles Robertson	at Pepperdine	Dec. 9, 1977
47	Cal Tate	at Pepperdine	Dec. 9, 1977
8. 46	Rodrick Epps	at TCU	Nov. 18, 2006
46	Larry Posey	at TCU	Nov. 18, 2006
46	Donald Harris	at Stephen F. Austin	Feb. 6, 1999
46	Bill Washington	at Stephen F. Austin	Feb. 6, 1999
12. 45	Jarrett Howell	at Sam Houston State	Mar. 7, 2006
45	Josh Daniel	ULM	Mar. 7, 2003
45	Keith Greene	at Stephen F. Austin	Feb. 6, 1999
45	Reggie Brown	Sam Houston State	Feb. 13, 1997
45	Doug Gann	vs. UNC Wilmington	Dec. 30, 1989
45	Danny Johnson	Texas Southern	Jan. 13, 1983
45	Ronny Newton	Louisiana Tech	Feb. 21, 1977
45	Greg Stuckey	Louisiana Tech	Feb. 21, 1977
45	Jesse Kemp	Louisiana Tech	Feb. 21, 1977
45	Darnell Johnson	Louisiana Tech	Feb. 21, 1977
45	Jesse Kemp	North Texas	Jan. 12, 1977

SINGLE-GAME TEAM PROGRAM RECORDS

POINTS

Total (Score)	Opponent	Date
1. 154 (154-85)	Huston-Tillotson	Nov. 29, 1990
2. 149 (149-86)	University of Dallas	Dec. 8, 1990
3. 138 (138-135, 3OT)	Lamar	Feb. 14, 1967
4. 130 (130-64)	Huston-Tillotson	Nov. 28, 1991
5. 126 (126-73)	Texas Wesleyan	Dec. 7, 1981
6. 124 (124-123, 3OT)	at Sam Houston State	Dec. 28, 1998
7. 121 (121-61)	Schreiner	Dec. 3, 1992
8. 118 (118-84)	at Texas State	Feb. 9, 1991
9. 117 (117-53)	Howard Payne	Dec. 22, 2020
117 (117-115)	Nicholls	Dec. 3, 1990
11. 116 (116-87)	St. Edward's	Nov. 26, 1977
12. 115 (115-109)	North Texas	Feb. 25, 1991
115 (115-100)	Texas Wesleyan	Jan. 2, 1965
14. 114 (114-78)	Texas Wesleyan	Dec. 17, 1968
15. 113 (113-81)	vs. San Francisco	Nov. 29, 1990
113 (113-104)	at Georgia State	Dec. 15, 1990
113 (113-85)	SE Louisiana	Dec. 1, 1990
113 (113-109, OT)	at Texas Wesleyan	Jan. 30, 1968
19. 111 (111-64)	Howard Payne	Nov. 13, 2013
111 (111-77)	McNeese State	Feb. 7, 1981
111 (111-92)	Abilene Christian	Jan. 31, 1970
111 (111-120)	Lamar	Feb. 6, 1968
23. 110 (110-103)	at Texas State	Feb. 3, 2007
110 (110-85)	Georgia State	Dec. 7, 1991
110 (110-92)	Texas Wesleyan	Jan. 8, 1987
110 (110-116)	at Sam Houston State	Dec. 11, 1967
110 (110-93)	Texas Wesleyan	Dec. 3, 1964
28. 109 (109-48)	Dallas Christian	Dec. 17, 2020
109 (109-96)	Hardin-Simmons	Dec. 11, 1978
30. 108 (108-71)	Louisiana	Jan. 23, 2017
108 (108-84)	at Nicholls	Jan. 2, 1991
108 (108-103)	UT Pan American	Feb. 26, 1968
108 (108-116)	Angelo State	Dec. 21, 1967
108 (108-95)	Trinity	Jan. 10, 1966
35. 107 (107-65)	Texas A&M-Kingsville	Nov. 29, 1982
36. 106 (106-76)	Tarleton State	Nov. 29, 1986
106 (106-116)	at Drake	Dec. 22, 1979
106 (106-72)	Abilene Christian	Feb. 19, 1973
39. 105 (105-89)	at BYU	Mar. 15, 2017
105 (105-63)	Austin College	Jan. 30, 2007
105 (105-91)	Sul Ross State	Dec. 4, 1992
42. 104 (104-75)	MARY HARDIN-BAYLOR	NOV. 13, 2021
104 (104-106)	Louisiana	Feb. 27, 1978
104 (104-100)	vs. Texas Wesleyan	Dec. 28, 1964
45. 103 (103-45)	Hardin-Simmons	Dec. 29, 2001
103 (103-88)	McNeese State	Feb. 20, 1992
103 (103-86)	Texas Wesleyan	Jan. 19, 1981
103 (103-115)	at Louisiana	Feb. 19, 1979
103 (103-70)	at Tarleton State	Feb. 1, 1966
103 (103-92)	Lamar	Feb. 27, 1965
51. 102 (102-72)	Texas Southern	Nov. 14, 2007
102 (102-108)	Denver	Dec. 12, 1977
102 (102-104, 2OT)	Texas Southern	Jan. 13, 1983
102 (102-90)	Texas Wesleyan	Dec. 4, 1965
102 (102-88)	at Texas Wesleyan	Jan. 25, 1964
56. 101 (101-85)	vs. Texas Wesleyan	Dec. 22, 2009
101 (101-123)	at Northwestern State	Feb. 19, 1994
101 (101-45)	Austin College	Dec. 3, 1991
101 (101-95)	Texas State	Jan. 12, 1991
101 (101-105, OT)	North Texas	Jan. 12, 1977
101 (101-110)	at North Texas	Jan. 14, 1976
101 (101-82)	UT Pan American	Jan. 21, 1971
101 (101-110)	Texas Wesleyan	Dec. 13, 1967
64. 100 (100-97, 2OT)	at UTSA	Jan. 17, 2009
100 (100-85)	McNeese State	Feb. 18, 1995
100 (100-97, 2OT)	TAMU-Commerce	Dec. 11, 1993
100 (100-78)	at Sam Houston State	Feb. 20, 1993
100 (100-90)	North Texas	Feb. 15, 1992
100 (100-79)	US International	Feb. 5, 1987
100 (100-87)	McNeese State	Mar. 3, 1981
100 (100-74)	Hardin-Simmons	Jan. 12, 1981
100 (100-85)	McNeese State	Feb. 3, 1979
100 (100-89)	at Angelo State	Jan. 1, 1970
100 (100-92)	West Texas A&M	Mar. 1, 1968

In A Loss

111 (111-120)	Lamar	Feb. 6, 1968
---------------	-------	--------------

POINTS IN AN OVERTIME GAME

Total (Score)	Opponent	Date
1. 138 (138-135, 3OT)	Lamar	Feb. 14, 1967
2. 124 (124-123, 3OT)	at Sam Houston State	Dec. 28, 1998
3. 118 (118-117, 4OT)	Hardin-Simmons	Dec. 11, 1971
4. 113 (113-109, OT)	at Texas Wesleyan	Jan. 30, 1968
5. 102 (102-104, 2OT)	Texas Southern	Jan. 13, 1983
6. 101 (101-105, OT)	North Texas	Jan. 12, 1977
7. 100 (100-97, 2OT)	at UTSA	Jan. 17, 2009
100 (100-97, 2OT)	Texas A&M Commerce	Dec. 11, 1993

POINTS AT HOME

Total (Score)	Opponent	Date
1. 154 (154-85)	Huston-Tillotson	Nov. 29, 1990
2. 149 (149-86)	University of Dallas	Dec. 8, 1990
3. 138 (138-135, 3OT)	Lamar	Feb. 14, 1967
4. 130 (130-64)	Huston-Tillotson	Nov. 28, 1991
5. 126 (126-73)	Texas Wesleyan	Dec. 7, 1981
6. 121 (121-61)	Schreiner	Dec. 3, 1992
7. 118 (118-117, 4OT)	Hardin-Simmons	Dec. 11, 1971
8. 117 (117-53)	Howard Payne	Dec. 22, 2020
117 (117-115)	Nicholls	Dec. 3, 1990
10. 116 (116-87)	St. Edward's	Nov. 26, 1977
11. 115 (115-100)	Texas Wesleyan	Jan. 2, 1965

In Conference Play

117 (117-115)	Nicholls	Dec. 3, 1990
---------------	----------	--------------

vs. Non-Conference Opponent

154 (154-85)	Huston-Tillotson	Nov. 29, 1990
--------------	------------------	---------------

POINTS ON THE ROAD

Total (Score)	Opponent	Date
1. 124 (124-123, 3OT)	at Sam Houston State	Dec. 28, 1998
2. 118 (118-84)	at Texas State	Feb. 9, 1991
3. 113 (113-104)	at Georgia State	Dec. 15, 1990
113 (113-109, OT)	at Texas Wesleyan	Jan. 30, 1968
5. 110 (110-103)	at Texas State	Feb. 3, 2007
110 (110-116)	at Sam Houston State	Dec. 11, 1967
7. 108 (108-84)	at Nicholls	Jan. 2, 1991
8. 106 (106-116)	at Drake	Dec. 22, 1979
9. 103 (103-72)	at SE Louisiana	Jan. 4, 1991
103 (103-115)	at Louisiana	Feb. 19, 1979
103 (103-70)	at Tarleton State	Feb. 1, 1966

POINTS AT A NEUTRAL SITE

Total (Score)	Opponent	Date
1. 113 (113-81)	vs. San Francisco	Nov. 29, 1991
2. 104 (104-100)	vs. Texas Wesleyan	Dec. 28, 1964

LARGEST COMBINED SCORE

Total (Score)	Opponent	Date
1. 273 (138-135, 3OT)	Lamar	Feb. 14, 1967
2. 247 (124-123, 3OT)	at Sam Houston State	Dec. 28, 1998
3. 239 (154-85)	Huston-Tillotson	Nov. 29, 1990
4. 235 (149-86)	University of Dallas	Dec. 8, 1990
235 (118-117, 4OT)	Hardin-Simmons	Dec. 11, 1971
6. 232 (117-115)	Nicholls	Dec. 3, 1990
7. 231 (111-120)	Lamar	Feb. 6, 1968
8. 226 (110-116)	at Sam Houston State	Dec. 11, 1967
9. 224 (101-123)	at Northwestern State	Feb. 19, 1994
224 (115-109)	North Texas	Feb. 25, 1991
224 (108-116)	Angelo State	Dec. 21, 1967

POINTS IN A HALF

Total (Half)	Opponent	Date
1. 90 (2nd)	Huston-Tillotson	Nov. 29, 1990
2. 78 (1st)	University of Dallas	Dec. 8, 1990
3. 72 (2nd)	at Texas State	Feb. 9, 1991
4. 71 (2nd)	University of Dallas	Dec. 8, 1990
5. 70 (2nd)	at SE Louisiana	Jan. 4, 1991
6. 69 (2nd)	Nicholls	Jan. 24, 1998
69 (2nd)	at Georgia State	Dec. 15, 1990
69 (1st)	Austin College	Dec. 13, 1966
9. 68 (2nd)	Louisiana	Jan. 23, 2017
68 (2nd)	at Nicholls	Jan. 2, 1991
11. 67 (1st)	Howard Payne	Dec. 22, 2020
67 (2nd)	Texas Wesleyan	Dec. 7, 1981

SINGLE-GAME TEAM PROGRAM RECORDS

FIELD GOALS MADE

Total	Opponent	Date
1. 60	Huston-Tillotson	Nov. 29, 1990
2. 57	Lamar	Feb. 14, 1967
3. 53	University of Dallas	Dec. 8, 1990
53	Texas Wesleyan	Dec. 7, 1981
5. 50	Huston-Tillotson	Nov. 26, 1991
6. 47	St. Edward's	Nov. 26, 1977
47	at Texas Wesleyan	Jan. 30, 1968
8. 46	Howard Payne	Dec. 22, 2020
9. 45	Schreiner	Dec. 3, 1992
45	Abilene Christian	Jan. 31, 1970
11. 44	Nicholls	Dec. 3, 1990
44	Tarleton State	Nov. 29, 1986
44	North Texas	Jan. 12, 1977
44	UT Pan American	Jan. 21, 1971
44	Texas Wesleyan	Dec. 17, 1968

FIELD GOALS ATTEMPTED

Total	Opponent	Date
1. 122	Huston-Tillotson	Nov. 29, 1990
2. 105	at New Mexico	Nov. 23, 1990
3. 102	University of Dallas	Dec. 8, 1990
102	Nicholls	Dec. 3, 1990
5. 101	Hardin-Simmons	Dec. 11, 1971
6. 100	South Dakota State	Dec. 6, 1971
7. 98	North Texas	Jan. 12, 1977
8. 97	Lamar	Feb. 14, 1967
9. 95	Texas Wesleyan	Dec. 4, 1965
10. 94	at Denver	Jan. 8, 1975
94	Texas Wesleyan	Dec. 3, 1964

FIELD GOAL PERCENTAGE (Min. 30 Made)

Pct. (FG-A)	Opponent	Date
1. .723 (34-47)	UT Tyler	Dec. 22, 2004
2. .680 (53-78)	Texas Wesleyan	Dec. 7, 1981
3. .667 (34-51)	Central Arkansas	Feb. 7, 2011
.667 (32-48)	vs. Valparaiso	Jan. 10, 1981
5. .660 (40-62)	at Texas Wesleyan	Jan. 2, 1965
6. .653 (32-49)	at ULM	Feb. 1, 2003
7. .642 (43-67)	MARY HARDIN-BAYLOR	NOV. 13, 2021
.642 (34-53)	vs. Georgia State	Dec. 22, 1984
9. .639 (39-61)	vs. Schreiner	Nov. 26, 2007
10. .635 (33-52)	at UTSA	Feb. 19, 1996
11. .630 (42-67)	Oklahoma State	Jan. 14, 1984
.630 (36-57)	Oral Roberts	Jan. 23, 1982

3-POINTERS MADE

Total	Opponent	Date
1. 17	Bradley	Dec. 8, 2015
2. 16	Howard Payne	Dec. 22, 2020
16	Texas State	Jan. 12, 1991
4. 15	UT Dallas	Nov. 5, 2019
15	at South Alabama	Feb. 28, 2019
15	at Arkansas State	Jan. 13, 2018
15	Coastal Carolina	Dec. 31, 2016
15	at Northwestern State	Jan. 6, 2000
15	at TCU	Dec. 19, 1999
15	UTSA	Jan. 2, 1992
15	at Northwestern State	Feb. 14, 1991
15	Huston-Tillotson	Nov. 29, 1990
13. 14	at Texas State	Feb. 13, 2021
14	Georgia Southern	Jan. 2, 2016
14	UT Tyler	Nov. 16, 2010
14	McNeese State	Jan. 27, 2000
14	at Nicholls	Jan. 15, 2000
14	vs. San Francisco	Nov. 29, 1991
14	at SE Louisiana	Jan. 4, 1991

3-POINTERS ATTEMPTED

Total	Opponent	Date
1. 42	Howard Payne	Dec. 22, 2020
42	at South Alabama	Jan. 16, 2016
3. 40	at Northwestern State	Feb. 1, 1992
4. 39	McNeese State	Jan. 27, 2000
39	at ULM	Jan. 8, 2000
39	Nicholls	Dec. 3, 1990
7. 38	Dallas Christian	Dec. 17, 2020
38	Little Rock	Jan. 23, 2016
38	Coastal Carolina	Dec. 31, 2016
38	at Texas Southern	Dec. 20, 2006
11. 37	UT Dallas	Nov. 5, 2019
37	at North Texas	Nov. 30, 2010
13. 36	at Nevada	Nov. 12, 2019
36	Rice	Nov. 29, 2017
36	McNeese State	Feb. 21, 1991
36	Huston-Tillotson	Nov. 29, 1990

3-POINT PERCENTAGE (Min. 10 Made)

Pct. (FG-A)	Opponent	Date
1. .706 (12-17)	McNeese State	Feb. 18, 1995
2. .700 (14-20)	at SE Louisiana	Jan. 4, 1991
3. .625 (10-16)	Appalachian State	Feb. 1, 2018
4. .619 (13-21)	Houston Baptist	Nov. 22, 2014
5. .577 (15-26)	at South Alabama	Feb. 28, 2019
6. .556 (15-27)	at Arkansas State	Jan. 13, 2018
7. .545 (12-22)	at Troy	Mar. 2, 2019
.545 (12-22)	at Georgia Southern	Feb. 20, 2017

FREE THROWS MADE

Total	Opponent	Date
1. 42	Schreiner	Dec. 3, 1992
2. 41	Sam Houston State	Dec. 9, 1968
3. 38	San Diego	Dec. 4, 2004
4. 36	McNeese State	Feb. 3, 1979
36	Missouri-Rolla	Dec. 18, 1968
6. 35	Texas Lutheran	Nov. 12, 2010
35	at Texas State	Feb. 3, 2007
35	at Georgia State	Dec. 15, 1990
35	West Texas A&M	Jan. 2, 1969
35	at Texas Wesleyan	Jan. 2, 1965

FREE THROW ATTEMPTS

Total	Opponent	Date
1. 60	Sam Houston State	Dec. 9, 1968
2. 54	McNeese State	Feb. 23, 1981
3. 52	North Texas	Feb. 25, 1991
4. 49	Hardin-Simmons	Dec. 11, 1971
5. 48	North Texas	Jan. 12, 1980
48	Missouri-Rolla	Dec. 18, 1968
7. 47	San Diego	Dec. 4, 2004
8. 46	Texas Lutheran	Nov. 12, 2010
46	at Texas State	Jan. 30, 2010
46	at Arkansas	Nov. 22, 1999
46	UTSA	Dec. 4, 1989
46	West Texas A&M	Jan. 2, 1969

FREE THROW PERCENTAGE (Min. 20 Made)

Pct. (FT-A)	Opponent	Date
1. .964 (27-28)	at Houston	Feb. 22, 1968
2. .952 (20-21)	at Northwestern State	Mar. 8, 2005
3. .917 (33-36)	at Louisiana	Feb. 19, 1979
4. .875 (21-24)	at South Alabama	Jan. 16, 2016
5. .872 (34-39)	Little Rock	Jan. 19, 2019
6. .862 (25-29)	Texas State	Mar. 1, 2016
7. .857 (24-28)	Louisiana	Jan. 15, 2021
.857 (24-28)	UC Davis	Nov. 18, 2018
9. .852 (23-27)	Dallas Christian	Dec. 17, 2020

REBOUNDS

Total	Opponent	Date
1. 80	Huston-Tillotson	Nov. 29, 1990
2. 72	Hardin-Simmons	Dec. 11, 1971
3. 67	at West Texas A&M	Feb. 2, 1970
67	Lamar	Feb. 14, 1967
67	at Trinity	Feb. 23, 1965
6. 66	Nicholls	Dec. 3, 1990
7. 65	Jarvis Christian	Dec. 2, 1996
8. 64	Schreiner	Dec. 3, 1992
64	US International	Feb. 5, 1987
64	vs. Austin College	Dec. 30, 1964

REBOUND MARGIN

Margin	Opponent	Date
1. +36 (64-28)	Schreiner	Dec. 3, 1992
+36 (80-44)	Huston-Tillotson	Nov. 29, 1990
3. +35 (59-24)	Sul Ross State	Dec. 21, 2015
+35 (59-24)	Northwestern State	Feb. 27, 1992
5. +34 (65-31)	Jarvis Christian	Dec. 2, 1996
6. +32 (54-22)	at Nicholls	Dec. 22, 2001
7. +30 (61-31)	Howard Payne	Dec. 22, 2020
+30 (53-23)	Hardin-Simmons	Dec. 11, 2020
9. +29 (55-26)	Dallas Christian	Dec. 17, 2020
10. +27 (51-24)	vs. Texas Southern	Nov. 14, 2007
12. +26 (48-22)	at ULM	Jan. 18, 2020
+26 (44-18)	Nicholls	Feb. 15, 2003
13. +25 (52-27)	ULM	Jan. 19, 1991

SINGLE-GAME TEAM PROGRAM RECORDS

PERSONAL FOULS

Total	Opponent	Date
1. 42	Hardin-Simmons	Dec. 11, 1971
2. 40	at Arkansas State	Jan. 26, 1980
3. 39	at North Texas	Feb. 10, 1983
4. 37	McNeese State	Feb. 23, 1981
5. 36	North Texas	Nov. 18, 2009
36	at Sam Houston State	Dec. 28, 1998
7. 35	at Arkansas	Nov. 23, 2018
35	Arkansas State	Feb. 27, 2016
35	at Sam Houston State	Feb. 22, 2007
35	at Louisiana Tech	Jan. 27, 1979
35	at Denver	Jan. 10, 1976
35	at US International	Feb. 21, 1967

ASSISTS

Total	Opponent	Date
1. 34	Georgia State	Dec. 7, 1991
2. 33	Huston-Tillotson	Nov. 26, 1991
3. 32	Lamar	Feb. 18, 1980
4. 31	Howard Payne	Dec. 22, 2020
31	Texas Wesleyan	Dec. 7, 1981
6. 30	at Sam Houston State	Feb. 20, 1993
30	Nicholls	Feb. 11, 1993
30	Lamar	Feb. 24, 1979
9. 29	at Northwestern State	Feb. 14, 1991
29	vs. Northwestern State	Mar. 8, 1988
29	North Texas	Feb. 7, 1987
29	Denver	Dec. 12, 1977

TURNOVERS

Total	Opponent	Date
1. 38	at New Mexico State	Nov. 28, 1975
2. 36	at Houston Baptist	Jan. 9, 1978
36	at Lamar	Feb. 24, 1977
4. 34	UC San Diego	Jan. 4, 1978
34	at Pepperdine	Dec. 9, 1977
6. 33	at Nebraska	Dec. 21, 1992
33	at Lamar	Feb. 10, 1979
8. 32	at Nicholls	Jan. 6, 1994
32	at Hardin-Simmons	Feb. 2, 1974

BLOCKS

Total	Opponent	Date
1. 12	Louisiana	Jan. 15, 2021
2. 10	Howard Payne	Dec. 20, 2014
10	Hardin-Simmons	Dec. 29, 2001
10	St. Edward's	Jan. 26, 1987

STEALS

Total	Opponent	Date
1. 22	University of Dallas	Dec. 8, 1990
2. 21	Huston-Tillotson	Nov. 26, 1991
3. 19	St. Edward's	Dec. 4, 1978
19	Houston Baptist	Dec. 13, 2012
5. 18	Howard Payne	Nov. 13, 2013
18	at UTSA	Feb. 6, 1986
7. 17	Sul Ross State	Dec. 21, 2015
17	Houston Baptist	Jan. 25, 2010
17	SE Louisiana	Jan. 3, 1987
17	at Arkansas State	Jan. 26, 1981
17	Westmont	Dec. 1, 1980

LARGEST MARGIN OF VICTORY

Total	Opponent	Date
1. 69 (154-85)	Huston-Tillotson	Nov. 29, 1990
2. 66 (130-64)	Huston-Tillotson	Nov. 28, 1991
3. 64 (117-53)	Howard Payne	Dec. 22, 2020
4. 63 (149-86)	University of Dallas	Dec. 8, 1990
5. 61 (109-48)	Dallas Christian	Dec. 17, 2020
6. 60 (121-61)	Schreiner	Dec. 3, 1992
7. 58 (103-45)	Hardin-Simmons	Dec. 29, 2001
8. 56 (101-45)	Austin College	Dec. 3, 1991
9. 53 (126-73)	Texas Wesleyan	Dec. 7, 1981

FEWEST POINTS ALLOWED

Total	Opponent	Date
1. 36 (31-36)	at SMU	Dec. 16, 1989
2. 40 (66-40)	Sam Houston State	Jan. 11, 2012
40 (73-40)	Grambling	Nov. 25, 2015
40 (98-40)	Sul Ross	Dec. 21, 2015
5. 41 (42-41)	SE Louisiana	Nov. 30, 1983
6. 42 (43-42)	vs. Oklahoma Baptist	Dec. 29, 1961
7. 44 (51-44)	at UT Pan American	Dec. 19, 1996
8. 45 (88-45)	Texas Lutheran	Nov. 12, 2010
45 (103-45)	Hardin-Simmons	Dec. 29, 2001
45 (101-45)	Austin College	Dec. 3, 1991

PLAYERS IN DOUBLE-FIGURE POINTS

Total	Opponent	Date
1. 8	Howard Payne	Dec. 22, 2020
8	Texas Wesleyan	Dec. 7, 1981
3. 7	Austin College	Jan. 30, 2007
7	at Sam Houston State	Dec. 28, 1998
7	Wayland Baptist	Dec. 1, 1971

6. 6, 26x LAST TIME: MARY HARDIN-BAYLOR NOV. 13, 2021

PLAYERS WITH DOUBLE-FIGURE REBOUNDS

Total	Opponent	Date
1. 4	Huston-Tillotson	Nov. 29, 1990
4	at West Texas A&M	Feb. 2, 1970
3. 3	Arkansas State	Jan. 21, 2016
3	at Texas Wesleyan	Dec. 11, 1980
3	Adams State	Dec. 19, 1974
3	Lamar	Feb. 26, 1972
3	Arkansas State	March 2, 1970
3	Lamar	Feb. 14, 1967
3	at Trinity	Feb. 23, 1965
3	Texas Wesleyan	Dec. 3, 1964

11. 2, 81x LAST: AT ORAL ROBERTS DEC. 16, 2021

PLAYERS WITH 20+ POINTS

Total	Opponent	Date
1. 5	Huston-Tillotson	Nov. 29, 1990
2. 4	North Texas	Feb. 25, 1991
4	University of Dallas	Dec. 8, 1990
4. 3	at Sam Houston State	Jan. 28, 1998
3	at Sam Houston State	Feb. 20, 1993
3	North Texas	Feb. 15, 1992
3	at Sam Houston State	Jan. 9, 1992
3	Nicholls	Dec. 3, 1990
3	SE Louisiana	Dec. 1, 1990
3	at ULM	Mar. 4, 1989
3	Oklahoma State	Jan. 14, 1984
3	vs. Northeastern	Jan. 9, 1981
3	at Centenary	Jan. 5, 1981
3	McNeese State	Jan. 28, 1980
3	Texas A&M Kingsville	Feb. 7, 1976
3	Lamar	Feb. 14, 1967

SINGLE-GAME TEAM PROGRAM RECORDS

FEWEST POINTS

Total (Score)	Opponent	Date
1. 31 (31-36)	at SMU	Dec. 16, 1989
2. 35 (35-50)	Denver	Dec. 31, 2012
3. 36 (36-64)	AT NORTH TEXAS	NOV. 18, 2021
4. 41 (41-57)	at SE Louisiana	Jan. 8, 2005
5. 42 (42-41)	SE Louisiana	Nov. 30, 1983
6. 43 (43-51)	ULM	Feb. 27, 1997
43 (43-64)	East Texas Baptist	Dec. 6, 1962
43 (43-42)	vs. Oklahoma Baptist	Dec. 29, 1961
9. 44 (44-92)	at Kentucky	Nov. 25, 2014
44 (44-71)	at Stephen F. Austin	Jan. 24, 2004
44 (44-61)	Seattle	Jan. 17, 2013
44 (44-69)	at Oklahoma State	Dec. 19, 2013
13. 45 (45-88)	AT OKLAHOMA STATE	NOV. 9, 2021
45 (45-65)	at Missouri	Dec. 4, 2018
45 (45-76)	at Texas	Nov. 7, 2002
45 (45-66)	at Texas State	Jan. 9, 1998

In a Win

42 (42-41) SE Louisiana Nov. 30, 1983

In Conference Play

35 (35-50) Denver (Western Athletic Conference) Dec. 31, 2012

vs. Non-Conference Opponent

31 (31-36) at SMU Dec. 16, 1989

FEWEST POINTS AT HOME

Total (Score)	Opponent	Date
1. 35 (35-50)	Denver	Dec. 31, 2012
2. 42 (42-41)	SE Louisiana	Nov. 30, 1983
3. 43 (43-51)	ULM	Feb. 27, 1997
43 (43-64)	East Texas Baptist	Dec. 6, 1962
5. 44 (44-61)	Seattle	Jan. 17, 2013
6. 46 (46-64)	Boise State	Jan. 2, 2013
46 (46-64)	Oklahoma Baptist	Dec. 5, 1961
8. 47 (47-55)	UT Pan American	Dec. 21, 1959
9. 48 (48-52)	ULM	Feb. 29, 1992
48 (48-49)	McNeese State	Feb. 12, 1983

FEWEST POINTS ON THE ROAD

Total (Score)	Opponent	Date
1. 31 (31-36)	SMU	Dec. 16, 1989
2. 36 (36-64)	NORTH TEXAS	NOV. 18, 2021
3. 41 (41-57)	SE Louisiana	Jan. 8, 2005
4. 44 (44-69)	Oklahoma State	Dec. 19, 2012
44 (44-71)	Stephen F. Austin	Jan. 24, 2004
6. 45 (45-88)	AT OKLAHOMA STATE	NOV. 9, 2021
45 (45-65)	Missouri	Dec. 4, 2018
45 (45-76)	Texas	Nov. 7, 2002
45 (45-66)	Texas State	Jan. 9, 1998
10. 47 (47-67)	#14 Oregon	Nov. 17, 2019
11. 48 (48-66)	Nicholls	Jan. 8, 2011
12. 49 (49-76)	SE Missouri State	Jan. 7, 1985
49 (49-81)	Memphis	Dec. 4, 1968
14. 50 (50-70)	AT OKLAHOMA	DEC. 19, 2021
50 (50-57)	Appalachian State	Feb. 6, 2020
50 (50-47)	Texas State	Feb. 27, 2003
50 (50-106)	Creighton	Nov. 17, 2002
50 (50-70)	Hardin-Simmons	Jan. 9, 1975
50 (50-65)	ULM	Mar. 6, 1990
50 (50-64)	Sam Houston State	Dec. 11, 1959

FEWEST POINTS AT A NEUTRAL SITE

Total (Score)	Opponent	Date
1. 43 (43-42)	Oklahoma Baptist	Dec. 29, 1961
2. 49 (49-61)	UNC Greensboro	Nov. 15, 2005
49 (49-68)	Trinity	Dec. 29, 1960
4. 50 (50-81)	McNeese State	March 5, 1997

SMALLEST COMBINED SCORE

Total (Score)	Opponent	Date
1. 67 (31-36)	at SMU	Dec. 16, 1989
2. 83 (42-41)	SE Louisiana	Nov. 30, 1983
3. 85 (35-50)	Denver	Dec. 31, 2012
85 (43-42)	vs. Oklahoma Baptist	Dec. 29, 1961
5. 94 (43-51)	ULM	Feb. 27, 1997
6. 95 (51-44)	UT Pan American	Dec. 19, 1996
7. 97 (48-49)	McNeese State	Feb. 12, 1983
97 (50-47)	at Texas State	Feb. 27, 2003
9. 98 (51-47)	vs. Alabama State	Dec. 22, 1995
98 (41-57)	at SE Louisiana	Jan. 8, 2005
98 (52-46)	at McNeese State	Feb. 10, 2007
12. 100 (36-64)	AT NORTH TEXAS	NOV. 18, 2021
100 (48-52)	ULM	Feb. 29, 1992
14. 102 (47-55)	UT Pan American	Dec. 21, 1959
15. 103 (56-47)	LAMAR	DEC. 11, 2021

FEWEST POINTS IN A HALF

Total (Half)	Opponent	Date
1. 8 (2nd)	at SMU	Dec. 16, 1989
2. 12 (1st)	AT NORTH TEXAS	NOV. 18, 2021
12 (1st)	at Kentucky	Nov. 25, 2014
4. 14 (1ST)	AT OKLAHOMA STATE	NOV. 9, 2021
14 (1st)	Little Rock	Jan. 23, 2016
6. 15 (1st)	at Toledo	Dec. 29, 1989
7. 17 (1st)	Denver	Dec. 31, 2012
17 (1st)	at Oklahoma State	Dec. 17, 2012
17 (1st)	at Nicholls	Jan. 8, 2011
17 (1st)	at Stephen F. Austin	Jan. 27, 2007
17 (1st)	at New Mexico	Dec. 29, 2005
17 (1st)	vs. UNC Greensboro	Nov. 15, 2005
17 (1st)	at ULM	Jan. 23, 1997
17 (1st)	at Texas A&M Commerce	Dec. 10, 1962
15. 18 (1ST)	AT OKLAHOMA	DEC. 11, 2021
18 (1st)	Boise State	Jan. 2, 2013
18 (2nd)	Denver	Dec. 31, 2012
18 (1st)	New Mexico	Jan. 3, 2005
18 (1st)	at SE Louisiana	Nov. 30, 1983

FEWEST FIELD GOALS MADE

Total	Opponent	Date
1. 12	AT NORTH TEXAS	NOV. 18, 2021
12	at SMU	Dec. 16, 1989
3. 13	at SE Louisiana	Jan. 8, 2005
13	at Stephen F. Austin	Jan. 24, 2004
13	Denver	Dec. 31, 2012
6. 14	vs. UNC Greensboro	Nov. 15, 2005
14	at Memphis	Dec. 4, 1968
8. 15	at #14 Oregon	Nov. 17, 2019
15	at Stephen F. Austin	Feb. 24, 2005
15	at TCU	Nov. 22, 2003
15	Arkansas State	Jan. 6, 1968

FEWEST FIELD GOALS ATTEMPTED

Total	Opponent	Date
1. 29	at Nicholls	Jan. 8, 2011
2. 31	Arkansas State	Jan. 6, 1968
3. 33	Midwestern State	Dec. 20, 1967
4. 35	at Houston Baptist	Jan. 18, 1982

LOWEST FIELD GOAL % (Min. 50 Attempts)

Pct. (FG-A)	Opponent	Date
1. .234 (15-64)	at #14 Oregon	Nov. 17, 2019
2. .235 (12-51)	at Texas State	Jan. 9, 1999
3. .255 (14-55)	vs. UNC Greensboro	Nov. 15, 2005
4. .257 (18-70)	Montana	Dec. 28, 1996
5. .258 (16-62)	Seattle	Jan. 17, 2013
6. .265 (18-68)	Louisiana	Jan. 16, 2021
7. .268 (19-71)	at Gonzaga	Dec. 18, 2018
8. .270 (17-63)	at Kentucky	Nov. 25, 2014
9. .274 (17-62)	Sam Houston State	Jan. 11, 1990
10. .279 (17-61)	vs. McNeese State	Mar. 5, 1997

FEWEST FREE THROWS MADE

Total	Opponent	Date
1. 0	at Hardin-Simmons	Jan. 9, 1975
2. 1	at Oklahoma State	Dec. 19, 2012
1	at Centenary	Feb. 5, 1973
1	vs. Georgia Southern	Dec. 29, 1972
5. 2, 12x	Last vs. Harvard	Dec. 28, 1998

FEWEST FREE THROW ATTEMPTS

Total	Opponent	Date
1. 1	at Hardin-Simmons	Jan. 9, 1975
2. 2	McNeese State	Feb. 28, 1977
2	at Centenary	Feb. 5, 1973
4. 4, 9x	Last at Stony Brook	Dec. 23, 2000

LOWEST FREE THROW % (Min. 10 Attempts)

Pct. (FT-A)	Opponent	Date
1. .182 (2-11)	vs. Alabama State	Dec. 22, 1995
2. .285 (4-14)	at Lamar	Mar. 5, 1985
3. .300 (3-10)	AT OKLAHOMA STATE	NOV. 9, 2021
4. .357 (5-14)	ULM	Jan. 16, 1999
.357 (5-14)	at Louisiana Tech	Feb. 9, 1981
6. .360 (9-25)	Northwestern State	Feb. 15, 1990
7. .364 (4-11)	at Missouri	Dec. 4, 2018

FEWEST REBOUNDS

No.	Opponent	Date
1. 21	at Texas	Jan. 3, 2004
21	Sam Houston State	Mar. 2, 2000
21	vs. Valparaiso	Jan. 10, 1981
4. 22	at Nicholls	Jan. 8, 2011
22	at Stephen F. Austin	Jan. 27, 2007
22	at ULM	Feb. 5, 2004
22	at Samford	Nov. 27, 1999
22	Louisiana Tech	Feb. 26, 1981
9. 23, 4x	Last vs. Miami	Nov. 13, 2005

ALL-TIME PROGRAM OVERTIME GAMES

Date	Opponent	W/L	Score	Date	Opponent	W/L	Score	Date	Opponent	W/L	Score
02-04-64	Arkansas State	L	76-82	11-29-85	Tarleton State	W	81-79	01-17-09	at UTSA	W	** 100-97
02-16-65	Arkansas State	L	** 99-100	01-03-86	at Florida Southern	L	79-81	11-18-09	North Texas	L	** 99-101
01-04-66	at Austin College	W	70-63	01-21-86	at Hardin-Simmons	L	75-79	01-05-10	Utah Valley	W	90-85
01-08-66	Lamar	L	** 91-93	02-21-87	at U.S. International	L	89-94	02-03-10	Texas A&M-Corpus Christi	W	71-66
02-14-67	Lamar	W	*** 138-135	01-18-88	UTSA	L	72-79	02-16-11	Stephen F. Austin	W	66-65
01-20-68	at Texas Tech	L	83-93	01-30-88	at Texas State	L	73-75	02-19-11	at Southeastern Louisiana	W	68-66
01-30-68	at Texas Wesleyan	W	113-109	02-23-88	Hardin-Simmons	L	87-88	02-26-11	at Northwestern State	L	71-78
02-02-70	West Texas A&M	W	88-84	12-30-89	vs. UNC Wilmington	L	64-66	12-17-11	at Tulsa	L	75-80
12-11-71	Hardin-Simmons	W	**** 118-117	12-11-92	vs. Gonzaga	W	** 95-87	12-21-13	CSU Bakersfield	W	79-75
01-10-72	at Butler	W	87-82	12-11-93	TAMU-Commerce	W	** 100-97	01-09-14	ULM	W	83-79
02-26-72	Lamar	W	96-92	12-29-93	at Chaminade	L	91-92	02-01-14	at Georgia State	L	91-101
12-23-72	Hardin-Simmons	W	81-76	11-29-95	Grambling State	L	82-86	03-06-14	at Troy	W	** 87-86
01-18-73	Centenary	W	74-72	01-15-97	Texas State	W	66-63	12-01-15	at Texas	L	73-80
02-15-73	West Texas A&M	W	** 87-85	01-30-97	McNeese State	W	69-67	01-16-16	at South Alabama	L	85-88
01-11-75	at E. New Mexico	L	69-70	02-13-97	Sam Houston State	L	75-78	02-18-16	Louisiana	W	84-83
01-10-76	at Denver	W	99-97	12-28-98	at Sam Houston State	W	*** 124-123	02-10-18	Texas State	W	70-68
01-12-77	North Texas	L	101-105	02-06-99	Stephen F. Austin	W	** 85-83	12-21-18	at Cal Poly	W	75-70
02-21-77	Louisiana Tech	W	92-90	11-22-99	at Arkansas	L	95-102	2-2-19	at rv Texas State	W	** 84-77
12-09-77	at Pepperdine	L	88-89	03-08-00	Northwestern State#	L	83-88	2-23-19	ULM	W	** 91-86
02-04-78	Louisiana Tech	L	** 77-79	01-27-01	Sam Houston State	W	94-86	2-28-20	Texas State	L	*** 85-87
01-12-80	North Texas	W	** 99-97	02-10-01	UTSA	W	86-77	1-29-21	at Arkansas State	L	75-83
01-28-80	McNeese State	L	** 97-98	03-07-01	at Sam Houston State#	L	** 98-103	11-16-21	Abilene Christian	L	71-80
02-11-80	at Louisiana	L	79-86	12-20-01	at SE Louisiana	W	69-60	<p>* Indicates How Many Overtimes If More Than One # Southland Conference Tournament</p> <p>ALL-TIME OVERTIME RECORDS: TOTAL: 86 Games (45-41) 1 OT: 63 Games (32-31) 2 OT: 19 Games (10-9) 3 OT: 3 Games (2-1) 4 OT: 1 Games (1-0)</p>			
02-13-80	at McNeese State	W	71-69	01-02-02	Oral Roberts	W	83-77				
12-18-80	Centenary	W	81-78	03-07-03	ULM	W	** 85-84				
01-31-81	Lamar	L	84-89	01-22-05	ULM	W	80-76				
02-20-82	at Arkansas State	W	60-58	12-17-05	at San Diego	W	94-91				
01-13-83	Texas Southern	L	** 102-104	03-07-06	at Sam Houston State#	L	** 84-86				
02-10-83	at North Texas	L	98-105	11-18-06	at TCU	L	** 89-97				
12-05-83	Missouri State	W	63-58	01-11-07	at Nicholls	L	81-83				
02-02-84	ULM	L	71-74	12-17-07	at TCU	L	74-77				
02-09-85	ULM	W	75-74	01-10-08	at Central Arkansas	L	68-70				

PROGRAM MILESTONE VICTORIES

Win 1 – UT Arlington 70, East Central Okla. 57 – 11/24/59

In their first game at the NCAA level, the Mavericks got 27 points from Ed Russell to defeat the Tigers.

Win 50 – UT Arlington 82, Bishop College 78 – 12/30/65

The Mavericks defeated Bishop College in the third-place game of the Cotton Bowl Classic.

Win 100 – UT Arlington 95, South Dakota State 81 – 12/6/71

Mark Burden scored 21 points and pulled down a then-record 17 rebounds. The win propelled UT Arlington to its most-ever victories in the SLC.

Win 150 – UT Arlington 81, Houston Baptist 69 – 12/7/77

The victory ended the longest losing streak in UT Arlington history at 21 games.

Win 200 – UT Arlington 93, Louisiana 83 – 2/21/81

Arguably the best Maverick squad ever, UT Arlington defeats a tough Ragin' Cajun side that propels the team to its first appearance in the NIT.

Win 250 – UT Arlington 74, San Francisco 65 – 12/21/85

UT Arlington defeats the Dons in the consolation game of the Albertsons Classic in Boise, Idaho.

Win 300 – UT Arlington 108, at Nicholls 84 – 1/2/91

Leonard Wilson scores 31 points and UT Arlington all-time leading scorer Willie Brand adds 22. The victory starts an eight-game winning streak for the Mavericks.

Win 350 – UT Arlington 70, North Texas 68 – 1/15/94

Trailing by three points at halftime, the Mavericks rally to defeat the Mean Green. The victory snaps a six-game losing streak.

Win 400 – UT Arlington 87, at Air Force 78 – 12/19/98

The Mavericks scored 52 points in the second half to erase a halftime deficit in Colorado Springs, Colo.

Win 450 – UT Arlington 81, Texas Wesleyan 65 – 11/30/02

The victory is UT Arlington's ninth straight versus the crosstown-rival Rams.

Win 500 – UT Arlington 87, UT Tyler 72 – 12/22/05

Brady Dawkins registers 15 points and seven assists in the victory over the Patriots.

Win 550 – UT Arlington 75, Utah Valley 64 - 1/3/2009

The Mavs end a five-game skid against Utah Valley behind 17 points from Ryan Toolson

Win 600 – UT Arlington 91, Lamar 82 - 1/14/2012

UTA wins its seventh in a row, on the way to a 16-game winning streak and 15-1 SLC record.

Win 650 – UT Arlington 87, Houston Baptist 69 - 12/22/2014

Jamel Outler drained seven 3-point field goals to help the Mavs move to 3-1 on the season with a homecoming victory.

Win 700 – UT Arlington 89, South Alabama 83 - 1/16/2017

The Mavs used a 16-point second half run then held off the Jaguars in Mobile, Ala.

Win 750 – UT Arlington 67, Georgia Southern 58 - 3/16/2019

UTA closed the Sun Belt Tournament semifinal matchup on a 10-0 run after Georgia Southern took a 58-57 lead with 5 minutes remaining in regulation and advanced to the Sun Belt Tournament Final for the second-straight year.

ALL-TIME PROGRAM POSTSEASON HISTORY

SOUTHLAND CONFERENCE

Year	Seed	Opponent	Rnd	W/L	Score	Site
1981	3	McNeese (6)	QF	L	74-79	Arlington, Texas
1982	3	Lamar (2)	SF	W	78-73	Lafayette, La.
		Louisiana (1)	F	L	75-81	Lafayette, La.
1983	7	Arkansas State (6)	QF	L	56-66	Beaumont, Texas
1984	7	ULM (2)	QF	L	86-108	Monroe, La.
1985	6	Lamar (3)	QF	L	70-98	Beaumont, Texas
1986	7	McNeese (23)	QF	L	71-85	Lake Charles, La.
1988	5	Northwestern State (3)	QF	W	74-69	Natchitoches, La.
		ULM (2)	SF	L	63-78	Denton, Texas
1989	6	ULM (3)	QF	L	75-81	Monroe, La.
1990	5	Sam Houston State (4)	QF	W	72-66	Monroe, La.
		ULM (1)	SF	L	50-65	Monroe, La.
1991	2	North Texas (3)	SF	W	97-91	Monroe, La.
		ULM (1)	F	L	60-87	Monroe, La.
1992	5	Nicholls (4)	QF	W	77-62	San Antonio, Texas
		UTSA (1)	SF	L	75-94	San Antonio, Texas
1993	4	Texas State (5)	QF	W	83-79	Monroe, La.
		ULM (1)	SF	L	82-106	Monroe, La.
1995	7	ULM (2)	QF	L	61-75	Monroe, La.
1997	6	McNeese (3)	QF	L	50-81	Shreveport, La.
1998	6	UTSA (3)	QF	W	56-52	Shreveport, La.
		Northwestern State (2)	SF	W	77-72	Shreveport, La.
		Nicholls (1)	F	L	81-84	Shreveport, La.
2000	4	Northwestern State (5)	QF	L	83-88 (OT)	Arlington, Texas
2001	5	Sam Houston State (4)	QF	L	98-103 (2OT)	Huntsville, Ala.
2003	3	McNeese (6)	QF	L	67-78	Arlington, Texas
2004	1	ULM (8)	QF	W	77-62	Arlington, Texas
		Stephen F. Austin (4)	SF	L	68-69	Arlington, Texas
2005	8	Northwestern State (1)	QF	L	67-71	Natchitoches, La.
2006	7	Sam Houston State (2)	QF	L	84-86 (2OT)	Huntsville, Ala.
2007	5	McNeese (4)	QF	L	76-77	Houston, Texas
2008	7	Lamar (2)	QF	W	81-75	Katy, Texas
		Sam Houston State (3)	SF	W	72-66	Katy, Texas
		Northwestern State (5)	F	W	82-79	Katy, Texas
2009	5	A&M-Corpus Christi (4)	QF	L	72-79	Katy, Texas
2010	7	Stephen F. Austin (2)	QF	L	54-77	Katy, Texas
2012	1	Nicholls (8)	QF	W	62-48	Katy, Texas
		McNeese (4)	SF	L	72-92	Katy, Texas

WESTERN ATHLETIC CONFERENCE

Year	Seed	Opponent (Seed)	Rnd	W/L	Score	Site
2013	4	Utah State (5)	QF	W	83-78	Las Vegas, Nev.
		UTSA (9)	SF	W	69-53	Las Vegas, Nev.
		New Mexico State (3)	F	L	55-64	Las Vegas, Nev.

SUN BELT CONFERENCE

Year	Seed	Opponent (Seed)	Rnd	W/L	Score	Site
2014	6	ULM (7)	1st	W	68-65	New Orleans, La.
		Louisiana (3)	QF	L	85-91	New Orleans, La.
2015	5	Texas State (8)	1st	L	62-68	New Orleans, La.
2016	3	Texas State (7)	QF	W	72-63	New Orleans, La.
		ULM (2)	SF	L	71-82	New Orleans, La.
2017	1	Coastal Carolina (8)	QF	W	74-51	New Orleans, La.
		Texas State (4)	SF	L	62-83	New Orleans, La.
2018	4	Appalachian State (5)	QF	W	84-68	New Orleans, La.
		Louisiana (1)	SF	W	71-68	New Orleans, La.
		Georgia State (2)	F	L	61-74	New Orleans, La.
2019	2	Georgia Southern (3)	SF	W	67-58	New Orleans, La.
		Georgia State (1)	F	L	64-73	New Orleans, La.
2020	7	Coastal Carolina (10)	1st	L	62-63	Arlington, Texas
2021	3W	Troy (6E)	1st	L	86-91	Pensacola, Fla.

NCAA TOURNAMENT (NCAA)

Year	Seed	Opponent (Seed)	Rnd	W/L	Score	Site
2008	16	Memphis (1)	1st	L	63-87	Little Rock, Ark.

NATIONAL INVITATION TOURNAMENT (NIT)

Year	Opponent	Rnd	W/L	Score	Site	
1981	South Alabama	1st	L	71-74	Mobile, Ala.	
2012	Washington	1st	L	72-82	Seattle, Wash.	
2017	6	BYU (3)	1st	W	105-89	Provo, Utah
		Akron (7)	2nd	W	85-69	Arlington, Texas
		Cal State Bakersfield (8)	QF	L	76-80	Arlington, Texas

COLLEGEINSIDERS.COM INVITATIONAL TOURNAMENT (CIT)

Year	Opponent	Rnd	W/L	Score	Site
2013	Oral Roberts	1st	L	76-83	Arlington, Texas
2016	Savannah State	1st	W	75-59	Savannah, Ga.
	NJIT	QF	L	60-63	Newark, N.J.

CONFERENCE TOURNAMENTS

By Round	W	L
First Round	1	3
Quarterfinals	12	17
Semifinals	7	8
Finals	1	6

By Site	W	L
Arlington	1	5
Beaumont	0	2
Denton	0	1
Houston	0	1
Huntsville	0	2
Katy	4	3
Lafayette, La.	1	1
Lake Charles, La.	0	1
Las Vegas, Nev.	2	1
Monroe, La.	3	6
Natchitoches, La.	1	1
New Orleans, La.	6	6
Pensacola, Fla.	0	1
San Antonio	1	1
Shreveport, La.	2	2

By Opponents	W	L
A&M-Corpus Christi	0	1
Appalachian State	1	0
Arkansas State	0	1
Coastal Carolina	1	1
Georgia Southern	1	0
Georgia State	0	2
Lamar	2	1
Louisiana	1	2
McNeese	0	6
New Mexico State	0	1
Nicholls	2	1
North Texas	1	0
Northwestern State	3	2
Sam Houston State	2	2
Stephen F. Austin	0	2
Texas State	2	2
Troy	0	1
ULM	2	8
UTSA	2	1
Utah State	1	0

By Coaches	W	L
Bob LeGrande	1	6
Jerry Stone	1	1
Mark Nixon	4	5
Eddie McCarter	3	9
Scott Cross	11	10
Chris Ogden	1	3

TOTAL	21	34
--------------	-----------	-----------



2022 MEN'S BASKETBALL CHAMPIONSHIP

Pensacola Bay Center | Pensacola, Fla. | Thursday, March 3 - Monday, March 7



All times central and subject to change

SUN BELT REGULAR SEASON AND TOURNAMENT INFO

The 2021-22 Sun Belt Conference regular-schedule season features a divisional structure model, but the league will not utilize East/West divisions for conference standings this year – as was the case last year due to COVID when only East teams played East teams and West teams played West teams.

UTA will play 18 total Sun Belt games: 10 home and away against divisional opponents (Texas State, Louisiana, ULM, Little Rock, Arkansas State), and eight non-division contests. For the Mavericks, that results in them playing seven teams in the conference twice (those five "West" members, plus South Alabama and Troy), but will only face Georgia State, Georgia Southern, Coastal Carolina and App State once. Three of those four programs reached the Sun Belt Tournament semifinals last year, with App State winning the title. Teams will be seeded 1-12 for the conference tournament based off regular-season standings. The top-four teams earn 1st-round byes through to the quarterfinals on Saturday, Mar. 5.

After reaching the Sun Belt Final in 2018 and 2019, UTA has lost in the First Round each of the past two seasons. The only other time the Mavs have lost in the opening round of the Sun Belt Tournament was in 2015 to Texas State.



2021-22 UTA MEN'S BASKETBALL



KAODIRICHI AKOBUNDU-EHIOGU
6-9 | 202 | R-SO | F
Lagos, Nigeria



JAVON LEVI
5-11 | 163 | GR | G
Killeen, Texas




HAYDEN BRITTINGHAM
6-5 | 209 | FR | F
Fort Worth, Texas



CARSON BISCHOFF
6-4 | 210 | R-JR | G
Ogden, Utah



DAVID AZORE
6-4 | 211 | GR | G
Houston, Texas



BRANDYN TALBOT
6-5 | 176 | FR | G
Newmarket, Ontario



JACK HOIBERG
5-11 | 172 | GR | G
Burr Ridge, Ill.



LAZARO ROJAS
6-11 | 239 | GR | F
Porto Seguro, Brazil



ANTONIO ROMANELLI
6-0 | 174 | FR | G
Sydney, Australia



NICOLAS ELAME
6-3 | 192 | SO | G
Paris, France



PEDRO CASTRO
6-6 | 190 | GR | G
Fort Worth, Texas



SHEMAR WILSON
6-9 | 225 | FR | F
Avondale, Ariz.



PATRICK MWAMBA
6-7 | 201 | R-SO | F
Bukavu, Congo



MONTEZ YOUNG JR.
6-5 | 192 | FR | F
Waxahachie, Texas



NATHANIEL SPURGEON
6-0 | 165 | SR | G
Azle, Texas




GREG YOUNG
HEAD COACH (HC)
1st Season | 13th With UTA




ROYCE JOHNSON
ASSOCIATE HC



DWIGHT THORNE II
ASSISTANT COACH



MATTHEW MCGANN
VIDEO COORDINATOR



MATT SEGURA
STRENGTH COACH



SAMUEL TARVER
GRADUATE ASST.



JASON MacBAIN
ASSOCIATE AD




RILEY DAVIS
ASSISTANT HC



PARKER EIDSON
OPERATIONS DIR.



ROYAL MILTON III
ATHLETIC TRAINER



JACOB MAHJOUB
GRADUATE ASST.



JALEN JONES
GRADUATE ASST.



RACHAEL MORGAN
ADMIN. ASSISTANT