



UT ARLINGTON



2021-22 LADY MAVERICKS BASKETBALL

2021-22 SCHEDULE

6-2 0-0 4-1 2-0 0-1

OVERALL SUN BELT HOME AWAY NEUTRAL

NOVEMBER (4-2) CENTRAL TIME

11	7/8 BAYLOR ESPN+	L, 54-81
13	SAM HOUSTON ESPN+	W, 72-54
17	HOUSTON ESPN+	W, 69-66 OT
20	AT North Texas	W, 75-74 OT
27	AT UNLV	W, 75-72
28	VS Kansas City	L, 76-85

DECEMBER (1-0)

2	13/17 SOUTH FLORIDA ESPN+	W, 61-56
4	RICE ESPN+	W, 73-65
17	AT Oklahoma State	6:30 PM
21	AT SMU	1 PM
30	AT Louisiana* ESPN+	6 PM

JANUARY (0-0)

1	AT ULM* ESPN+	2 PM
6	SOUTH ALABAMA* ESPN+	7 PM
8	TROY* ESPN+	2 PM
13	AT Georgia State* ESPN+	5 PM
15	AT Georgia Southern* ESPN+	1 PM
20	TEXAS STATE* ESPN+	7 PM
22	AT Texas State* ESPN+	2 PM
27	AT Arkansas State* ESPN+	6 PM
29	AT Little Rock* ESPN+	2 PM

FEBRUARY (0-0)

5	APP STATE* ESPN+	2 PM
10	ULM* ESPN+	11:30 AM
12	LOUISIANA* ESPN+	2 PM
19	AT COASTAL CAROLINA* ESPN+	1 PM
24	LITTLE ROCK* ESPN+	7 PM
26	ARKANSAS STATE* ESPN+	2 PM

MARCH (0-0)

2	Sun Belt Tournament First Round ESPN+	TBA
4	Sun Belt Tournament Quarterfinals ESPN+	TBA
6	Sun Belt Tournament Semifinals ESPN+	TBA
7	Sun Belt Tournament Final ESPN / ESPN2	1 PM

WATCH ON ESPN+

Catch the UTA Lady Mavs all season on ESPN+! All home contests inside the College Park Center will be featured on ESPN+ as well as all away Sun Belt Conference games and the Sun Belt Tournament in March.



RECORD: 6-2 (0-0 SBC) | HEAD COACH: SHEREKA WRIGHT (2ND SEASON)



RECORD: 4-4 (0-0 BIG 12) | HEAD COACH: JIM LITTELL (11TH SEASON)

UT ARLINGTON
LADY MAVS

OKLAHOMA STATE
COWGIRLS

PROJECTED STARTING 5



#21 TERRYN MILTON | GUARD

YR.	PPG	RPG	APG	MISC.
SR.	12.6	4.3	4.3	SECOND IN SBC IN FT % (.871)



#20 CLAIRE CHASTAIN | GUARD

YR.	PPG	RPG	FT %	MISC.
SR.	9.5	3.9	.842	20-25 FROM FT LINE IN 4Q/OT



#24 DE'SHA BENJAMIN | GUARD

YR.	PPG	RPG	APG	MISC.
SR.	10.9	2.5	1.3	AVERAGING 14.3 PTS PER GM IN LAST 5 GAMES



#41 KATIE FERRELL | GUARD

YR.	PPG	RPG	APG	MISC.
SR.	3.8	5.5	5.0	LEADS SBC IN ASSIST/TURNOVER RATIO (2.7)



#4 STARR JACOBS | FORWARD

YR.	PPG	RPG	SPG	MISC.
JR.	19.8	6.1	3.0	LEADS SBC IN FG % (.607) AND STEALS

3-POINTERS

- After a 13 day break, the UT Arlington women's basketball team returns to action on Friday against Oklahoma State in Stillwater. The match-up begins a grueling four-game road trip for the Lady Mavs and includes nine of the next 12 games on the road.
- It is the 13th all-time meeting between the Lady Mavs and Cowgirls, with OSU holding a commanding 11-1 advantage. Their last meeting came on Nov. 30, 2019, with the Cowgirls defeating UTA 60-47 at Paradise Jam at the U.S. Virgin Islands. UTA's lone win came on Dec. 31, 2003, in a 59-57 win over OSU in Stillwater. Oklahoma State has won five in a row.
- The Lady Mavs have won six of their last seven, including a pair of games on the road. UTA picked up their biggest win in school history on Dec. 2, 2021, in a 61-56 win over, at the time, No. 13 South Florida.

GENERAL INFORMATION

NAME	UNIVERSITY OF TEXAS AT ARLINGTON
CITY/ZIP	ARLINGTON, TEXAS 76019
FOUNDED	1895 (SENIOR COLLEGE 1959)
ENROLLMENT	41,515 CAMPUS (60,000 GLOBAL)
NICKNAME	LADY MAVERICKS
SCHOOL COLORS	ROYAL BLUE, ORANGE AND WHITE
FACILITY (CAPACITY)	COLLEGE PARK CENTER (7,000)
AFFILIATIONS	NCAA DIVISION I
CONFERENCE	SUN BELT CONFERENCE
INTERIM PRESIDENT	TEIK C. LIM
DIRECTOR OF ATHLETICS	JIM BAKER
ASSOCIATE AD/SWA	DEBBIE GARCIA

PROGRAM HISTORY

FIRST YEAR	1972-73
ALL-TIME RECORD	709-697
ALL-TIME SUN BELT REG. SEASON RECORD (SINCE 13-14)	79-55
ALL-TIME HOME RECORD	370-214
ALL-TIME HOME RECORD AT COLLEGE PARK CENTER	84-52
SUN BELT TOURNAMENT APPEARANCES (LAST)	7 (2021)
SUN BELT TOURNAMENT CHAMPIONSHIPS	NA
NCAA TOURNAMENT APPEARANCES	2 (2005, 2007)
NCAA TOURNAMENT RECORD	0-2 (.000)
LAST NCAA TOURNAMENT GAME	3/17/2007; UTA 50 VS. TEXAS A&M 58
POSTSEASON WNIT APPEARANCES	4 (1999, 2009, 2017, 2019)
POSTSEASON WNIT RECORD	1-4 (.250)
LAST WNIT GAME	3/23/2019; UTA 54 AT TCU 71

COACHING STAFF

HEAD COACH	SHEREKA WRIGHT (2ND SEASON)
ALMA MATER (YEAR)	PURDUE (2004)
CAREER RECORD	19-9
RECORD AT UTA	SAME
ASSISTANT COACH	AUSTIN KELLY (1ST SEASON)
ASSISTANT COACH	ROSALYN TINDEL (2ND SEASON)
ASSISTANT COACH	SEAN EHLBECK (2ND SEASON)

TEAM INFORMATION

2020-21 OVERALL RECORD	13-7
2020-21 SUN BELT RECORD	11-4
HOME RECORD	8-1
AWAY RECORD	5-4
NEUTRAL SITE RECORD	0-2
STARTERS RETURNING/LOST	4/1
LETTERWINNERS RETURNING/LOST	6/5
TRANSFERS/FRESHMEN	3/5

KEY ADDITIONS

#	NAME	POS.	CL.	2020-21 STATS
4	STARR JACOBS (TEMPLE JC TRANSFER)	F	JR.	23.6 PPG, 10.6 RPG
24	DE'SHA BENJAMIN (ALABAMA TRANSFER)	G	SR.	7.9 PPG, 3.9 RPG

KEY RETURNERS

#	NAME	POS.	CL.	2020-21 STATS
20	CLAIRE CHASTAIN	G	SR.	INJURED IN 2020-21
21	TERRY N MILTON ^	G	SR.	9.6 PPG, 3.7 APG
23	CAMRYN HAWKINS ^	G	SR.	6.9 PPG, .361 3PT%
34	SHYIA SMITH ^	F	SR.	11.6 PPG, 6.0 RPG
41	KATIE FERRELL ^	G	SR.	5.6 PPG, 4.9 APG

^ STARTER IN 2020-21

KEY LOSSES

#	NAME	POS.	CL.	2020-21 STATS
3	MISTY DOSSEY	F	SR.	6.8 PPG, 1.4 BPG
31	BRE WICKWARE ^	G	SR.	11.3 PPG, 5.3 RPG

^ STARTER IN 2020-21

ATHLETIC COMMUNICATIONS

WBB CONTACT	JAMES HILL, ASSISTANT DIRECTOR FOR COMMUNICATIONS
EMAIL	JAMES.HILL@UTA.EDU
TWITTER	@JAMESHILLSID
ASSOCIATE AD FOR COMMUNICATIONS	JASON MACBAIN
EMAIL	JASON.MACBAIN@UTA.EDU
ASSISTANT DIRECTOR OF COMMUNICATIONS	IAN APPLGATE
EMAIL	IAN.APPLGATE@UTA.EDU

SUN BELT CONFERENCE



SUN BELT CONFERENCE MEMBERSHIP

APPALACHIAN STATE MOUNTAINEERS	LOUISIANA RAGIN' CAJUNS
ARKANSAS STATE RED WOLVES	SOUTH ALABAMA JAGUARS
COASTAL CAROLINA CHANTICLEERS	TEXAS STATE BOBCATS
GEORGIA SOUTHERN EAGLES	TROY TROJANS
GEORGIA STATE PANTHERS	ULM WARHAWKS
LITTLE ROCK TROJANS	UTA LADY MAVERICKS

SUN BELT STANDINGS

SCHOOL	CONF	OVERALL	STREAK
COASTAL CAROLINA	0-0	8-0	W8
GEORGIA SOUTHERN	0-0	8-2	W3
UT ARLINGTON	0-0	6-2	W2
LOUISIANA	0-0	6-2	L1
APP STATE	0-0	6-4	L1
TEXAS STATE	0-0	5-4	L2
GEORGIA STATE	0-0	5-5	W1
LITTLE ROCK	0-0	5-5	L1
SOUTH ALABAMA	0-0	5-5	W2
TROY	0-0	5-5	W1
ARKANSAS STATE	0-0	5-6	L4
ULM	0-0	4-7	W2

2021-22 SUN BELT CONFERENCE PRESEASON AWARDS

PRESEASON ALL-CONFERENCE 1ST TEAM

PLAYER	SCHOOL
AJA BLOUNT	COASTAL CAROLINA
TYREONA DOUCET	LOUISIANA
BRANDI WILLIAMS	LOUISIANA
D'ANASIA HOOD	TEXAS STATE
FELMAS KORANGA	TROY

PRESEASON ALL-CONFERENCE 2ND TEAM

PLAYER	SCHOOL
JIREH WASHINGTON	ARKANSAS STATE
KIERRA BRIMZY	ULM
TERRY N MILTON	UTA
JASMINE ROBINSON	TROY
TIYAH JOHNSON	TROY

PRESEASON ALL-CONFERENCE 3RD TEAM

PLAYER	SCHOOL
MIACHAELA PORTER	APP STATE
DEAJA RICHARDSON	COASTAL CAROLINA
TERREN WARD	GEORGIA SOUTHERN
KENNEDY TAYLOR	TEXAS STATE
LAURYN THOMPSON	TEXAS STATE

PRESEASON SBC PLAYER OF THE YEAR

TYREONA DOUCET	LOUISIANA
----------------	-----------

PRESEASON COACHES POLL

PLACE	TEAM (1ST PLACE VOTES)	POINTS
1.	TROY (11)	142
2.	LOUISIANA (1)	124
3.	UTA	101
4.	TEXAS STATE	95
5.	LITTLE ROCK	92
6.	APP STATE	87
7.	GEORGIA STATE	70
8.	SOUTH ALABAMA	66
9.	GEORGIA SOUTHERN	54
10.	ARKANSAS STATE	47
11.	COASTAL CAROLINA	39
12.	ULM	19

TEAM STATS

CATEGORY	FIGURE	SUN BELT RANK
SCORING OFFENSE	69.4	6TH
OPPONENT SCORING	69.1	10TH
SCORING MARGIN	+0.3	9TH
FREE THROW PCT.	.741	1ST
FIELD GOAL PCT.	.423	5TH
OPPONENT FIELD GOAL PCT.	.402	8TH
3-PT. FIELD GOAL PER GAME	3.6	10TH
3-PT. FIELD GOAL PCT.	.232	12TH
OPPONENT 3-PT. FIELD GOAL PCT.	.310	9TH
REBOUNDING AVERAGE	36.6	8TH
OPPONENT REBOUNDING AVERAGE	40.5	9TH
REBOUNDING MARGIN	-3.9	8TH
OFFENSIVE REBOUNDS	9.9	11TH
DEFENSIVE REBOUNDS	26.8	5TH
BLOCKS PER GAME	2.9	5TH
ASSISTS PER GAME	16.3	3RD
STEALS PER GAME	7.3	12TH
ASSIST-TO RATIO	1.2	2ND

SUN BELT WEEKLY AWARDS

DATE	PLAYER (SCHOOL)
11/16	SALI KOUROUMA (LITTLE ROCK)
11/23	SALI KOUROUMA (LITTLE ROCK)
11/30	AJA BLOUNT (COASTAL CAROLINA)
12/7	STARR JACOBS (UTA)
12/14	MYA BURNS (GEORGIA SOUTHERN)

KNOW YOUR OPPONENT | OKLAHOMA STATE



OSU PROBABLE STARTERS

#	NAME	POS.	CL.	STATS
1	KASSIDY DE LAPP	C	SR.	3.1 PPG, 3.6 RPG
11	NYAH BOYD	G	JR.	6.9 PPG, 3.6 APG
14	TAYLEN COLLINS	F	SO.	8.1 PPG, 6.4 RPG
15	LEXY KEYS	G	SO.	6.7 PPG, 2.0 APG
23	LAUREN FIELDS	G	JR.	13.7 PPG, 2.4 SPG

- Oklahoma State enters the season 4-4 on the year, including wins over SMU, Missouri State, Rice, and Southern. Their win over the Jaguars snapped a three-game losing streak.

- The match-up against UTA is the second game of a six-game homestand for the Cowgirls. Prior to Wednesday's match-up against Southern, OSU had not played at home since Nov. 17.

- Oklahoma State does an excellent job at protecting the basketball as they are 15th in the country in fewest turnovers at only 96. They are also in the top 70 as far as fewest fouls, only committing 128 on the season.

- The Cowgirls come in as the worst free-throw shooting team in the nation, checking in at .542. They are also in the bottom half of three-point shooting at .215.

- Lauren Fields has been the top scorer for OSU as she has scored in double figures in seven of her eight contests this season, including a season-high 20 points against Auburn.

- Abbie Winchester recently played in her 100th game as a Cowgirl in OSU's contest against Green Bay. She approaches entering the Top 20 on the school's all-time list.

- Oklahoma State was picked seventh in the Big 12 Preseason Coaches Poll.

- OSU finished 19-9 a season ago with a 13-5 record in the Big 12 and an appearance in the NCAA Tournament. The Cowgirls earned a first-round win over Wake Forest before falling to No. 1 seed and eventual National Champion Stanford in the NCAA Second Round, 73-62.

- Head coach Jim Littell is one win shy of 200 as OSU's head coach. He would be the second coach in program history to reach the mark, joining Dick Halterman, who won 333 games during his time in Stillwater.

INDIVIDUAL LEADERS

UTA		OSU	
SCORING		SCORING	
STARR JACOBS	19.8	LAUREN FIELDS	13.7
TERRYN MILTON	12.6	TAYLEN COLLINS	8.1
FIELD GOAL PCT.		FIELD GOAL PCT.	
STARR JACOBS	.607	TAYLEN COLLINS	.520
SHYIA SMITH	.571	LEXY KEYS	.353
REBOUNDING		REBOUNDING	
STARR JACOBS	6.1	TAYLEN COLLINS	6.4
KATIE FERRELL	5.5	LAUREN FIELDS	5.0
ASSISTS		ASSISTS	
KATIE FERRELL	5.0	NYAH BOYD	3.6
TERRYN MILTON	4.3	LEXY KEYS	2.0
STEALS		STEALS	
STARR JACOBS	3.0	LAUREN FIELDS	2.4
TERRYN MILTON	1.4	NYAH BOYD	1.3
BLOCKED SHOTS		BLOCKED SHOTS	
KATIE FERRELL	0.8	TAYLEN COLLINS	1.1
CLAIRE CHASTAIN	0.6	LAUREN FIELDS	1.1

TALE OF THE TAPE

UTA		OSU
JACOBS, 19.8 PPG	LEADING SCORER	FIELDS, 13.7 PPG
69.4 PPG	POINTS PER GAME	57.0 PPG
69.1 PPG	POINTS ALLOWED	58.1 PPG
.423	FG PERCENTAGE	.353
.402	FG PERCENTAGE (DEFENSE)	.383
3.6	3-PT MADE PER GAME	3.7
.232	3-PT PERCENTAGE	.215
.741	FREE THROW PERCENTAGE	.542
36.6	REBOUNDS	37.6
-3.9	REBOUND MARGIN	-2.8
16.3	ASSISTS	12.0
2.9	BLOCKS	4.1
7.3	STEALS	9.3
1.2	ASSIST-TO-TURNOVER RATIO	0.9

NOTES

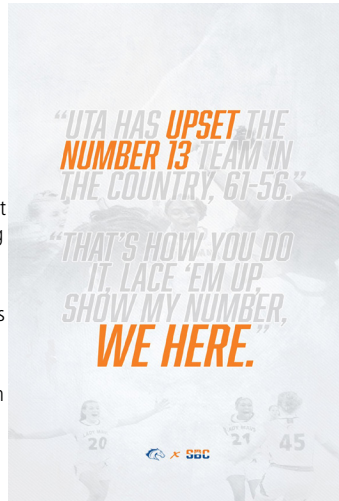
HISTORIC WIN

The Lady Mavs knocked off No. 13 South Florida on Thursday, Dec. 2, inside the College Park Center.

It was the Lady Mavs first-ever win over a ranked opponent in program history. Prior to the USF win, the Lady Mavs were 0-73 against ranked opponents in the AP Poll era beginning in 1976-77.

The Lady Mavs had only been within 10 points in 10 match-ups in their entire history.

It is also believed to be the first win for UTA in the Coaches Poll era as well, where USF was ranked No. 17.



BIG KAT MOVES TO 2ND

With an assist in the third quarter against Rice on Dec. 4, 2021, senior Katie Ferrell tied Terra Wallace for second all-time in career assists with 409.

She will take over sole possession of second place with an assist this Friday in UTA's match-up against Oklahoma State.

Just one game earlier against #13/17 South Florida on Dec. 2, 2021, Ferrell became the third Lady Mav in school history to eclipse 400 career assists.

Ferrell is currently second in the Sun Belt Conference in assists with 5.0 per game and first in assist/turnover ratio at 2.7. Her assist/turnover ratio is good for 29th in the nation.

Ferrell will have an outside chance to become the all-time leader in assists as she is 150 behind Krystal Buchanan.



TERRYN MOVES TO 7TH

With her fifth assist in the first quarter on Nov. 28 against Kansas City, senior Terryn Milton moved into eighth all-time in career assists, passing Cierra Johnson at 315. Milton now sits at 321 assists in her career.

Milton is only 11 behind Gale Haynes for seventh and 13 behind Shalyn Martin for sixth.

Milton is 45 assists away from moving as high as fourth all-time.

Milton is tied for fourth in the Sun Belt in assists per game with 4.3 and third in the SBC in assist/turnover ratio at 2.4. She had a season-high nine assists against Sam Houston on Nov. 13, where she became the ninth Lady Mav in school history to eclipse 300 career assists.

Milton, along with Ferrell, have become the second duo in school history from the same recruiting class to each have 300 or more assists in a career. Tamara Simmons and Shalyn Martin accomplished this feat in 2011.

Milton and Ferrell passed Simmons and Martin for the most assists by a duo in school history against Houston on Nov. 17 at 676. They became the first duo to surpass 700 combined assists in the win over UNLV on Nov. 27.

Player	Year	AST
1. Krystal Buchanan	2001-05	561
T-2. Katie Ferrell	2018-present	409
T-2. Terra Wallace	2003-07	409
4. Paige Smithers-Wojciak	1982-86	366
5. Tamara Simmons	2007-11	341
6. Shalyn Martin	2007-11	334
7. Gale Haynes	1993-97	332
8. Terryn Milton	2018-present	321
9. Cierra Johnson	2014-19	315
10. Carolyn Smith	1977-81	282

A STARR IS BORN

No player has made an impact quite like Starr Jacobs has in her first seven games with the Lady Mavs.

After a terrific performance against nationally-ranked South Florida and Rice, Jacobs was named Sun Belt Conference Player of the Week.

Jacobs averaged 15.0 points per game, 8.5 rebounds, 3.0 assists, and 2.0 steals, including a 20 point performance against Rice.

Jacobs is currently 16th in the nation in field goal percentage (.607), 19th in the country in steals per game (3.0), 20th in field goals made (71), and 24th in points per game (19.8).

In Las Vegas, Jacobs put together one of her best weekends as she combined to go 26 of 41 (63.4%) from the field while averaging 27.5 points to go with 3.5 steals.

Jacobs added her name to the record books as her 14 made field goals against UNLV on Nov. 27 was good for the third-most all-time in a single game in UTA history. Her 12 made field goals against Kansas City on Nov. 28 tied her for ninth all-time.



LADY MAVS RANKED IN MID-MAJOR POLL

Following their upset win over nationally-ranked South Florida, the UT Arlington women's basketball team was ranked 20th by the College Insider Women's Mid-Major Top 25.

It is their highest ranking in the poll, and the first time they have entered the Top 25 since 2019-20 when they were ranked 25th.

UT Arlington has won six of their last seven, including wins over Houston, North Texas, UNLV, nationally-ranked South Florida, and last season's WNIT Champion Rice.



NOTES

BREAKOUT BENJAMIN

Senior De'Sha Benjamin found her mark for the Lady Mavs in the last few weeks.

After only averaging 6.3 points per game in her first three contests, with none of those marks leading to a double-digit scoring outing, Benjamin has averaged 14.3 points per game in her last five outings and has scored in double digits in each contest.

Benjamin hit a career mark against North Texas on Nov. 20 with 20 points and then matched that total on Nov. 28 against Kansas City with another 20 point outing.

Benjamin, a transfer from Alabama, also has hit career highs in field goals made (7), field goals attempted (14), 3-point field goals made (4), and 3-pointer field goals attempted (8).

CALL CLAIRE

After only playing in three games last season and opting out due to COVID-19 concerns, senior Claire Chastain returns to the floor for her final season and has made an impact on a talented squad.

Chastain has been terrific thus far this season, especially at the free-throw line. She has been clutch at the charity stripe, going 20 of 25 in the fourth quarter or overtime. Additionally, Chastain is 15 of 18 in the final five minutes of a contest this season.

Against UNT on Nov. 20, Chastain had 15 points, a season-high, to go with five boards. She had the game-tying put back in overtime with 54 seconds to go thanks to a strong offensive rebound and then knocked down the game-winning free throw with 0.7 seconds to play to give UTA the win on the road.

Against UNLV on Nov. 27, Chastain was especially clutch as she was 4 of 4 in the final 13 seconds. Earlier, in the fourth, her two free throws had given UTA the lead for good.

She came through again against nationally-ranked USF as she was 4 of 5 down the stretch to close things out in a win over the Bulls

WRIGHT NAMED NATIONAL COACH OF THE WEEK

Head Coach Shereka Wright was named the WHoopDirt.com National Coach of the Week after the UT Arlington women's basketball team picked up a pair of huge wins this past week over Houston and North Texas in mid-November.



On Nov. 17, the Lady Mavs went into the half trailing 38-23 and walked out of their home arena on the final buzzer a 69-66 winner in OT over Houston, erasing the 15-point deficit, their largest deficit erased since Jan. 19, 2017, when UTA rallied from 15 down against Louisiana to earn a 79-66 win.

They followed that up with their second-straight overtime game on Nov. 20, a first in school history, and defeated North Texas on the road, 75-74, after erasing an 11-point first-half deficit.

It is the first time a UTA coach has been nationally recognized for a weekly award and the first major award since Krista Gerlich was named Sun Belt Conference Coach of the Year in 2019.

RED HOT SECOND HALVES

In the six games the Lady Mavs have won this season, big scoring second halves have been a vital piece.

UTA has outscored their opponents in all six of those halves, averaging 38.3 points while shooting 81 of 164 (.493) from the field.

OPP	FG %	PTS	RESULTS
SHSU	14-27 (.518)	39	W, 72-54
UH	13-26 (.500)	38	W, 69-66 (OT)
UNT	14-26 (.538)	39	W, 75-74 (OT)
UNLV	14-32 (.438)	41	W, 75-72
USF	11-23 (.478)	32	W, 61-56
RICE	15-30 (.500)	44	W, 73-65
TOT	81-164 (.493)	233	6-0

UTA combined to shoot 18 of 58 (.310) and shot under 40% for the half in their two losses. They have only averaged 28.5 points in the two contests.

OVERTIME IS KIND

UTA played back-to-back overtime games for the first time in school history, picking up a 69-66 win over Houston on Nov. 17 and a 75-74 win on the road against North Texas on Nov. 20. Those wins gave the Lady Mavs nine straight overtime wins.

02/04/16	at ULM	W, 53-41
11/15/17	at UTSA	W, 69-68
01/25/18	at Georgia State	W, 81-76
02/10/18	Texas State	W, 61-59
12/17/18	at Houston	W, 65-61
01/10/19	App State	**W, 99-94
02/23/19	at ULM	W, 60-56
11/17/21	Houston	W, 69-66
11/20/21	at North Texas	W, 75-74

* Indicates how many overtimes if more than one

UTA is now 19-18 all-time in overtime games and 16-15 in one overtime games. The last time the Lady Mavs lost an overtime game was on Feb. 12, 2015, when UTA fell to Texas State on the road, 65-58.

TERRYN NAMED TO PRESEASON 2ND TEAM

Senior Terryn Milton was named to the 2021-22 Preseason All-Sun Belt Conference Team as voted on by the conference's head coaches.

Milton becomes the 13th Lady Mav to earn SBC Preseason honors. It is the third straight season a player from UTA has earned preseason conference honors.

If the Lady Mavs want to achieve the ultimate goal of winning a conference title, Milton will be an integral piece as the senior from Owasso, Okla. comes off a season where she appeared in 15 of 16 games and averaged 9.6 points, 3.8 rebounds, 3.7 assists, and 1.3 steals throughout the season. Those marks were even more impressive in conference play as Milton upped her totals to 10.5 points, 4.0 rebounds, 4.3 assists, and 1.4 steals.

Lady Mavs Preseason All-SBC History

Year	Player	Team
2021-22	Terryn Milton	2nd
2020-21	Claire Chastain	3rd
2020-21	Katie Ferrell	3rd
2019-20	Claire Chastain	2nd
2019-20	Katie Ferrell	3rd
2017-18	Rebekah VanDijk*	1st
2017-18	Cierra Johnson	1st
2017-18	Crystal Allen	3rd
2016-17	Rebekah VanDijk*	1st
2016-17	Cierra Johnson	2nd

NOTES

2015-16	Rebekah VanDijk	1st
2015-16	LaShonda Green	3rd
2015-16	Cierra Johnson	3rd

* - Named SBC Preseason Player of the Year

Last season, Milton was fourth in the conference in assist/turnover ratio (1.9) in league games and fifth in assists (4.3). She was a significant part of the Lady Mavs defense that held opponents to just 51.0 points, 34.9 percent shooting from the field, and 25.2 percent from long distance, which was all No. 1 in the Sun Belt.

Milton scored in double figures nine times in 2020-21, including a career-high 24 points on 10 of 13 shooting in a win over ULM on Jan. 8. She also dished out five or more assists seven times last season, including a season-high eight assists against Arkansas State on Jan. 29.

LADY MAVS PICKED THIRD

The UT Arlington women's basketball team was selected to finish third by the league's coaches.

Last season, the Sun Belt was divided into divisions for the first time due to the effects of COVID-19 as UTA was selected to win the Western Division. However, the conference will return to its traditional standings this season.

It is the third time in the last four seasons that UTA has been selected to finish third in the conference. The last time the Lady Mavs were chosen to finish third in the conference was 2019-20, where UTA won a share of the regular-season title.



Lady Mavs Preseason Poll History

Year	Picked (1st Place Votes)
2021-22	3rd
2020-21	1st West (1)
2019-20	3rd (1)
2018-19	3rd
2017-18	1st (7)
2016-17	3rd (3)
2015-16	2nd (1)
2014-15	9th
2013-14	10th

Defending Sun Belt Champion Troy was selected to repeat as Sun Belt Champions. The Trojans have won three of the last five SBC Tournament Championships and earned 11 of the 12 first-place votes (142). The remaining vote went to SBC runner up and west division champions Louisiana (124). The Lady Mavs were selected third. (101) followed by Texas Stats (95) and Little Rock (92).

HOME SWEET HOME

The UTA women have called the College Park Center home since February 1, 2012, when they defeated UTSA in their first contest in their new home arena, 51-40. Since then, the Lady Mavs have compiled a home record of 84-52, including five seasons with 10 or more wins.

Since the 2016-17 season, the Lady Mavs have been remarkable at home as they have put together an impressive 62-15 record, including a 37-6 record in Sun Belt play as they have not lost more than two games inside their home arena.

Lady Mavs Home Record

Year	CPC Record
2021-22	4-1
2020-21	8-1
2019-20	12-4
2018-19	12-3
2017-18	13-2
2016-17	11-3
2015-16	7-8
2014-15	10-5
2013-14	3-11
2012-13	3-10
2011-12	1-4
Total	84-52



On Nov. 11 against #7/8 Baylor, the Lady Mavs set an attendance record for a standalone women's basketball game with 2,216 fans. Additionally, 777 students were also in attendance, a record for student tickets sold at a standalone women's game.

SIGNING CLASS ANNOUNCED

Head Coach Shereka Wright announced five talented newcomers to join the UT Arlington women's basketball team next season as part of signing day last Wednesday.

The class includes four talented guards in Nicole Sanfilippo, Alexsyah Goudeau, Nya Threatt, and Taleyah Jones, as well as post player Bella Ringenberg.

"I am so excited to welcome these five young ladies to the Maverick Family," said Wright. "We really took our time to get the know them and their families, and we feel they will be great additions. This class will add depth and size to all positions. More importantly, they love the game and understand the expectations when they arrive on campus."

BULKING UP THE SCHEDULE

UT Arlington built up a tough non-conference schedule in 2020-21 as 10 team docket includes three teams who made the NCAA Tournament last season, two teams who competed in the WNIT, and eight total teams who had a winning record in 2020-21.

Team	20-21 Record	Postseason
#7/8 Baylor	28-3	NCAA Regional Final
Sam Houston	15-8	Southland Championship
Houston	17-8	WNIT Consolation Final
North Texas	13-7	N/A
UNLV	15-9	N/A
Kansas City	10-12	N/A
#13/17 South Florida	19-4	NCAA 2nd Rd
Rice	23-4	WNIT Champions
Oklahoma State	19-9	NCAA 2nd Rd
SMU	DNP (COVID-19)	N/A

AMONG THE ELITE

UTA has been one of the top teams in the Sun Belt Conference year in and year out since joining the league in 2013-14. The Lady Mavs have been .500 or better every year except their first season. UTA has currently won 10 or more conference games in seven straight seasons, a conference-leading mark they hold with Troy.

	Team	Wins
1.	Little Rock	113
2.	Troy	103
3.	UTA	90
4.	Arkansas State	82
5.	Louisiana	79
6.	Texas State	77
7.	South Alabama	62
8.	Georgia State	58
9.	App State	55
10.	Coastal Carolina	41
11.	Georgia Southern	31
	ULM	31

2021-22 NUMERICAL ROSTER

#	NAME	POSITION	HEIGHT	YR	HOMETOWN	PREVIOUS SCHOOL
0	STEPHANIE MOSLEY	F	6-0	FR.	MANSFIELD, TEXAS	TIMBERVIEW
1	OLYMPIA CHANEY	G	5-8	FR.	ATLANTA, GA.	FOREST PARK
2	RENIYA JONES	G	5-8	FR.	WASHINGTON D.C.	NEW HOPE ACADEMY
4	STARR JACOBS	F	6-2	JR.	DALLAS, TEXAS	DUNCANVILLE / HOUSTON / TEMPLE COLLEGE
5	AALIYAH MCMILLAN	G	5-8	FR.	SAN ANTONIO, TEXAS	BYRON P. STEELE
11	CASSIDEE KINSLOW	F	6-0	FR.	HUNTINGTON BEACH, CALIF.	HUNTINGTON BECH
20	CLAIRE CHASTAIN	G	6-0	SR.	SHAWNEE, OKLA.	DALE
21	TERRYNN MILTON	G	5-9	SR.	OWASSO, OKLA.	OWASSO
23	CAMRYN HAWKINS	G	5-10	SR.	ALBUQUERQUE, N.M.	RIO RANCHO
24	DE'SHA BENJAMIN	G	6-0	SR.	AUGUSTA, GA.	LUCY C. LANEY / ALABAMA
32	JORDYN TURNER	F	6-2	FR.	OKLAHOMA CITY, OKLA.	CASADY
34	SHYIA SMITH	F	5-11	SR.	IDABEL, OKLA.	IDABEL / WICHITA STATE
41	KATIE FERRELL	G	6-1	SR.	PLANO, TEXAS	PLANO
45	EMMA HALVERSON	F	6-3	SR.	PLANO, TEXAS	PLANO

2021-22 ALPHABETICAL ROSTER

#	NAME	POSITION	HEIGHT	YR	HOMETOWN	PREVIOUS SCHOOL
24	DE'SHA BENJAMIN	G	6-0	SR.	AUGUSTA, GA.	LUCY C. LANEY / ALABAMA
1	OLYMPIA CHANEY	G	5-8	FR.	ATLANTA, GA.	FOREST PARK
20	CLAIRE CHASTAIN	G	6-0	SR.	SHAWNEE, OKLA.	DALE
41	KATIE FERRELL	G	6-1	SR.	PLANO, TEXAS	PLANO
45	EMMA HALVERSON	F	6-3	SR.	PLANO, TEXAS	PLANO
23	CAMRYN HAWKINS	G	5-10	SR.	ALBUQUERQUE, N.M.	RIO RANCHO
4	STARR JACOBS	F	6-2	JR.	DALLAS, TEXAS	DUNCANVILLE / HOUSTON / TEMPLE COLLEGE
2	RENIYA JONES	G	5-8	FR.	WASHINGTON D.C.	NEW HOPE ACADEMY
11	CASSIDEE KINSLOW	F	6-0	FR.	HUNTINGTON BEACH, CALIF.	HUNTINGTON BECH
5	AALIYAH MCMILLAN	G	5-8	FR.	SAN ANTONIO, TEXAS	BYRON P. STEELE
21	TERRYNN MILTON	G	5-9	SR.	OWASSO, OKLA.	OWASSO
0	STEPHANIE MOSLEY	F	6-0	FR.	MANSFIELD, TEXAS	TIMBERVIEW
34	SHYIA SMITH	F	5-11	SR.	IDABEL, OKLA.	IDABEL / WICHITA STATE
32	JORDYN TURNER	F	6-2	FR.	OKLAHOMA CITY, OKLA.	CASADY

COACHING STAFF

NAME	POSITION	UTA EXPERIENCE
SHEREKA WRIGHT	HEAD COACH	2ND SEASON
AUSTIN KELLY	ASSISTANT COACH	1ST SEASON
ROSALYN TINDEL	ASSISTANT COACH	2ND SEASON
SEAN EHLBECK	ASSISTANT COACH	2ND SEASON

SUPPORT STAFF

NAME	POSITION
KAELYNN BOYD	DIRECTOR OF BASKETBALL OPERATIONS
JORDYNN HERNANDEZ	GRADUATE ASSISTANT
SHAHADA ARTBERRY	STRENGTH AND CONDITIONING COACH
TASHA KOONTZ	ASSOCIATE ATHLETIC TRAINER
ANDREA AYERS	VIDEO COORDINATOR
JAMES HILL	ASST. DIRECTOR FOR COMMUNICATIONS / WBB CONTACT



HEAD COACH SHEREKA WRIGHT | 2ND SEASON



THE WRIGHT FILE

PERSONAL

HOMETOWN	COPPERAS COVE, TEXAS
CHILDREN	DAUGHTER, LENNOX
HIGH SCHOOL	COPPERAS COVE HS
COLLEGE	PURDUE (2004)

COACHING RESUME

2020-PRESENT	UTA HEAD COACH
2018-20	VANDERBILT ASSOCIATE HEAD COACH/RECRUITING COORDINATOR
2013-18	ALABAMA ASSISTANT COACH
2006-13	TEXAS TECH ASSISTANT COACH

PLAYING CAREER

WNBA, PHOENIX MERCURY	2004-06
PURDUE	2001-04

PLAYING HONORS

PROFESSIONAL - WNBA, PHOENIX MERCURY

- » 13th overall pick in the 2004 WNBA Draft (Detroit Shock)
- » Traded to the Phoenix Mercury on draft night
- » Spent two seasons with the Phoenix Mercury until an injury brought her pro career to an end

COLLEGE - PURDUE

- » Named to the Purdue Athletics Hall of Fame in 2020
- » The only 3x All-American in Purdue program history
- » 1 of only 3 2,000-point scorers and 3x first-team All-Big Ten players in Purdue program history
- » 2x Big Ten regular season (2001, 2002) and tournament (2003, 2004) champion
- » 2x Big Ten Tournament Most Outstanding Player
- » Amassed 2,251 points (2nd in Purdue history) and 793 rebounds (7th) over the course of her career, to go with 177 blocked shots (10th), 291 assists (17th) and 129 steals
- » Her 350 offensive rebounds are the most in Purdue women's basketball history
- » Made and attempted more free throws than any player in Big Ten Conference history, going 776-of-1,071 from the line
- » Named to the 2001 Women's Final Four All-Tournament team as Purdue finished as the national runner-up
- » Finalist for National Player of the Year honors as a junior and a senior

HIGH SCHOOL - COPPERAS COVE HS

- » Inducted into the Texas High School Basketball Hall of Fame in May 2011
- » USA Basketball Women's World University Games (2001)
- » 2000 USA Today Player of the Year
- » 2000 Gatorade National Player of the Year
- » 2000 Rawlings/WBCA Player of the Year
- » Parade and Nike/WBCA All-American
- » Set school records with 3,269 points, 1,148 rebounds and 220 blocks
- » At the time, she was just the 36th player in the country and 4th Texan to record 3,000 points in a career

Former WNBA player and Power 5 Associate Head Coach Shereka Wright was named UTA's 10th head women's basketball coach on Sept. 4, 2020 by Director of Athletics Jim Baker.

In her rookie campaign as a head coach, Wright led the Lady Mavs through an interesting season that saw multiple stoppages due to COVID, COVID opt-outs, injuries and games postponed/canceled. Wright and the Lady Mavericks finished the season with a 13-7 overall record and 11-4 record in Sun Belt Conference play.

Wright secured her first career win in the 2020-21 season opener against Texas A&M-Commerce at College Park Center on Nov. 25. UTA went on to earn the West Division's No. 2 seed in the SBC Tourney, falling to App State in Quarterfinals.

Despite the challenges that were thrown their way in 2020-21, Wright and the Lady Mavs led the Sun Belt in scoring defense (54.0 ppg), field goal percentage defense (34.8%) and three-point percentage defense (26.7%) and ranked top-3 in scoring margin (2nd; +7.0), three-point percentage (3rd; 32.3%), assists (2nd; 14.9 apg) and assist/turnover ratio (2nd; 0.9).

In the national rankings, the 2020-21 edition of the Lady Mavs ranked in the Top-50 nationally in multiple categories, including scoring defense (10th), field-goal percentage (12th) and three-point percentage defense (20th).

Wright – a Texas High School Hall of Fame member and former longtime assistant coach at Texas Tech – brings her impressive resume to the Lady Mavericks after spending two seasons (2018-20) with Vanderbilt, five years at Alabama (2013-18) and seven campaigns in Lubbock (2006-13).

A native of Copperas Cove just west of Fort Hood, Wright was the 2000 National Player of the Year her senior season at Copperas Cove High School after averaging 25 points and 10 rebounds per game.

Known nationally as a strong recruiter, Wright – who served as Vanderbilt's recruiting coordinator – helped bring a pair of ESPNW top 100 players to the Commodores' Class of 2019, including Koi Love, who became the first player in school history to earn back-to-back SEC Freshman of the Week honors.

Prior to Vandy, Wright was a critical part of Alabama's resurgence and helped the Crimson Tide to consecutive 20-win seasons, which included the quarterfinals of the 2018 WNIT. Under Wright's tutelage, Alabama forward Ashley Williams finished her career ranked 9th in school history in scoring (1,450) and 5th in rebounding (859).

Additionally, under Wright's direction, SEC All-Freshman selection Ashley Knight set the Alabama single-season record and led the league in blocks with 90, becoming the first player in program history to finish as the SEC's leader in blocks.

Wright also was instrumental in constructing a signing class that ranked in the top 25 nationally, featuring both the Alabama and Mississippi high school players of the year.

Wright began her coaching career at Texas Tech and was responsible for the perimeter players, recruiting, scouting, academics and equipment. She helped the Lady Raiders advance to the postseason five times, and posted 20+ win seasons each of the last three years – including advancing to the NCAA Tournament twice.

Wright was selected as the 13th overall pick in the 2004 WNBA Draft by the Detroit Shock after a stellar career at Purdue. She was traded to the Phoenix Mercury on draft night, and spent two seasons with them until an injury brought her professional playing career to an end in 2006.

A prolific player, Wright remains to this day the only three-time All-American in Purdue women's basketball history. She was just the third Boilermaker in program history to be named All-Big Ten First Team on three occasions, and was a finalist for National Player of the Year as both a junior and senior. As a freshman in 2001, Wright was named to the NCAA Final Four All-Tournament Team.

Wright amassed 2,251 points (2nd in Purdue history) and 793 rebounds (7th) over the course of her career, to go with 177 blocked shots (10th), 291 assists (17th) and 129 steals. Her 350 offensive rebounds are the most in school history. Wright made and attempted more free throws than any player in Big Ten history, going 776 for 1,071 from the line.

Throughout her four-year career, Purdue appeared in four NCAA tournaments, advancing to the National Championship Final in 2001, the Elite Eight in 2003 and the Sweet Sixteen in 2004. Purdue won two Big Ten regular-season titles (2001, 2002) and a pair of Big Ten Tournament crowns (2003, 2004) with Wright being named Most Outstanding Player both times.

Wright, who graduated from Purdue in 2004 with a degree in health and fitness, was inducted into the Purdue Athletics Hall of Fame earlier this year.

As a high school player, Wright set Copperas Cove records with 3,269 points, 1,148 rebounds and 220 blocks. At the time of her graduation, she was just the 36th player in the country and only the 4th Texan to record 3,000 points in a high school career.

TRENDS

OVERALL	6-2
HOME	4-1
AWAY	2-0
NEUTRAL	0-1
DURING THE DAY	4-1
AT NIGHT (6 P.M. OR LATER)	2-1
SUN BELT (INCLUDING SBC TOURNEY)	0-0
SUN BELT HOME	0-0
SUN BELT AWAY	0-0
SUN BELT NEUTRAL	0-0
VS. RANKED TEAMS	1-1
VS. TEAM RECEIVING VOTES	0-0
WHITE UNIFORMS	5-1
BLUE UNIFORMS	1-1
ORANGE UNIFORMS	0-0
PINK UNIFORMS	0-0

LEADS/OVERTIME

LEADING AFTER 1ST QUARTER	5-1
TRAILING AFTER 1ST QUARTER	1-1
TIED AFTER 1ST QUARTER	0-0
LEADING AT HALFTIME	2-0
TRAILING AT HALFTIME	3-2
TIED AT HALFTIME	1-0
LEADING AFTER 3RD QUARTER	3-1
TRAILING AFTER 3RD QUARTER	2-1
TIED AFTER 3RD QUARTER	1-0
GAMES DECIDED BY 1-5 POINTS	4-0
GAMES DECIDED BY 6-10 POINTS	1-1
GAMES DECIDED BY 11-15 POINTS	0-0
GAMES DECIDED BY 16 POINTS OR MORE	1-1
OVERTIME GAMES	2-0

OFFENSE

SCORING FIRST	4-1
OPPONENT SCORES FIRST	2-1
SCORING LESS THAN 60 POINTS	0-1
SCORING 60-69 POINTS	2-0
SCORING 70-79 POINTS	4-1
SCORING 80-89 POINTS	0-0
SCORING 90-99 POINTS	0-0
SCORING 100+ POINTS	0-0
WHEN SHOOTING 40+%	5-1
WHEN SHOOTING LESS THAN 40%	1-1
WHEN MAKING 0-5 3-POINT FGS	5-2
WHEN MAKING 6-10 3-POINT FGS	1-0
WHEN MAKING 11-15 3-POINT FGS	0-0
WHEN MAKING 16-20 3-POINT FGS	0-0
WHEN MAKING 21+ 3-POINT FGS	0-0

DEFENSE/TURNOVERS

WHEN OUTREBOUNDING OPPONENT	2-0
WHEN OUTREBOUNDED	4-2
WHEN FORCING 15+ TURNOVERS	3-1
WHEN COMMITTING LESS THAN 15 TURNOVERS	2-2
WHEN COMMITTING 15+ TURNOVERS	4-0

BEST & WORST

FOR UTA

MOST 1ST QUARTER POINTS	29. VS. KANSAS CITY (NOV. 28, 2021)
FEWEST 1ST QUARTER POINTS	12. VS. RICE (DEC. 4, 2021)
MOST 2ND QUARTER POINTS	24. AT UNLV (NOV. 27, 2021)
FEWEST 2ND QUARTER POINTS	8. VS. HOUSTON (NOV. 17, 2021)
MOST 1ST HALF POINTS	43. VS. KANSAS CITY (NOV. 28, 2021)
FEWEST 1ST HALF POINTS	23. VS. HOUSTON (NOV. 17, 2021)
MOST 3RD QUARTER POINTS	26. VS. RICE (DEC. 4, 2021)
FEWEST 3RD QUARTER POINTS	9. VS. BAYLOR (NOV. 11, 2021)
MOST 4TH QUARTER POINTS	24. AT UNLV (NOV. 27, 2021)
FEWEST 4TH QUARTER POINTS	13. VS. BAYLOR (NOV. 11, 2021)
MOST 2ND HALF POINTS	44. VS. RICE (DEC. 4, 2021)
FEWEST 2ND HALF POINTS	24. VS. BAYLOR (NOV. 11, 2021)
BIGGEST LEAD	22. VS. RICE (DEC. 4, 2021)
BIGGEST DEFICIT	30. VS. BAYLOR (NOV. 11, 2021)
BIGGEST HALFTIME LEAD	8. VS. SAM HOUSTON (NOV. 13, 2021)
BIGGEST HALFTIME DEFICIT	15. VS. HOUSTON (NOV. 17, 2021)
BEST 1ST HALF FG%	56.2%. VS. KANSAS CITY (NOV. 28, 2021)
WORST 1ST HALF FG%	29.0%. VS. HOUSTON (NOV. 17, 2021)
BEST 2ND HALF FG%	53.8%. AT NORTH TEXAS (NOV. 20, 2021)
WORST 2ND HALF FG%	22.2%. VS. BAYLOR (NOV. 11, 2021)

FOR OPPONENTS

MOST POINTS	85. VS. KANSAS CITY (NOV. 28, 2021)
LEAST POINTS	54. VS. SAM HOUSTON (NOV. 13, 2021)
MOST 1ST QUARTER POINTS	28. VS. KANSAS CITY (NOV. 28, 2021)
FEWEST 1ST QUARTER POINTS	8. VS. HOUSTON (NOV. 17, 2021)
MOST 2ND QUARTER POINTS	30. VS. HOUSTON (NOV. 17, 2021)
FEWEST 2ND QUARTER POINTS	10. AT NORTH TEXAS (NOV. 20, 2021)
MOST 1ST HALF POINTS	44. VS. KANSAS CITY (NOV. 28, 2021)
FEWEST 1ST HALF POINTS	25. VS. VS. SAM HOUSTON (NOV. 13, 2021)
MOST 3RD QUARTER POINTS	22. VS. NORTH TEXAS (NOV. 20, 2021)
FEWEST 3RD QUARTER POINTS	9. VS. HOUSTON (NOV. 17, 2021)
MOST 4TH QUARTER POINTS	26. 2X LAST VS. RICE (DEC. 4, 2021)
FEWEST 4TH QUARTER POINTS	12. VS. SAM HOUSTON (NOV. 13, 2021)
MOST 2ND HALF POINTS	43. VS. BAYLOR (NOV. 11, 2021)
FEWEST 2ND HALF POINTS	23. VS. HOUSTON (NOV. 17, 2021)

LAST TIME A UTA...

TEAM

SCORED 100 POINTS.....	UTA 101, GEORGIA SOUTHERN 73 (FEB. 29, 2020)
SCORED 100 POINTS IN A SBC GAME.....	UTA 101, GEORGIA SOUTHERN 73 (FEB. 29, 2020)
BEAT AN AP RANKED TEAM.....	UTA 61, #13 SOUTH FLORIDA 56 (DEC. 2, 2021)
BEAT A COACHES POLL RANKED TEAM.....	UTA 61, #17 SOUTH FLORIDA 56 (DEC. 2, 2021)
BEAT A POWER 5 TEAM.....	UTA 57, KANSAS STATE 53 (NOV. 24, 2019)
SCORED 30 POINTS IN A QUARTER.....	31 (1Q) VS. TEXAS STATE (MAR. 10, 2020)
SCORED 60 POINTS IN A HALF.....	NEVER
SCORED 50 POINTS IN A HALF.....	50 VS. ARKANSAS STATE (JAN. 30, 2021)
HELD OPPONENT UNDER 40 POINTS.....	+22 VS. TEXAS A&M-COMMERCE (NOV. 25, 2020)
HAD A 20+ REBOUNDING MARGIN.....	37 VS. ULM (JAN. 9, 2021)
ATTEMPTED 35 FREE THROWS.....	37 VS. EASTERN NEW MEXICO (DEC. 11, 2016)
ATTEMPTED 40 FREE THROWS.....	41 VS. ABILENE CHRISTIAN (NOV. 27, 2013)
ATTEMPTED 50 FREE THROWS.....	51 VS. SOUTH FLORIDA (DEC. 3, 1993)
ATTEMPTED 5 FREE THROWS OR LESS.....	5 VS. ARKANSAS STATE (JAN. 29, 2021)
MADE 20 FREE THROWS.....	20 VS. SAM HOUSTON (NOV. 13, 2021)
MADE 25 FREE THROWS.....	28 VS. GEORGIA STATE (FEB. 26, 2014)
MADE 30 FREE THROWS.....	30 VS. TROY (MAR. 2, 2019)
HAD 20+ STEALS.....	21 VS. TEXAS A&M-COMMERCE (NOV. 25, 2020)
HAD 15-19 STEALS.....	15 VS. ARKANSAS STATE (JAN. 29, 2021)
HAD 10+ BLOCKS.....	10 VS. ULM (JAN. 8, 2015)
PLAYED AN OVERTIME GAME.....	UTA 75, NORTH TEXAS 74 (NOV. 20, 2021)
WON AN OVERTIME GAME.....	UTA 75, NORTH TEXAS 74 (NOV. 20, 2021)
LOST AN OVERTIME GAME.....	TEXAS STATE 65, UTA 58 (FEB. 12, 2015)
PLAYED A DOUBLE OVERTIME GAME.....	UTA 99, APP STATE 94 (JAN. 10, 2019)
PLAYED A THREE OR MORE OVERTIMES.....	30T, MARSHALL 97, UTA 91 (DEC. 18, 2007)
SHOT 60% IN A GAME.....	41-68 (60.3), AT ARKANSAS STATE (JAN. 17, 2019)
SHOT UNDER 30% FOR A GAME.....	16-60 (.267) VS. SOUTH ALABAMA (MAR. 11, 2020)
SHOT UNDER 20% FOR A HALF.....	4-29 (.138) VS. SOUTH ALABAMA (MAR. 11, 2020)
SHOT 90% AT FREE THROW LINE (MIN. 10).....	18-20 (.900) VS. ARKANSAS STATE (JAN. 30, 2021)
SHOT 50% FROM 3-PT LINE.....	9-16 (.563) AT ULM (FEB. 5, 2021)
MADE 10 3-POINTERS IN A GAME.....	14 VS. GEORGIA SOUTHERN (FEB. 29, 2020)
FAILED TO MAKE A 3-POINTER.....	VS. SOUTH FLORIDA (DEC. 2, 2021)
HAD AT LEAST 60 REBOUNDS.....	64 VS. SAM HOUSTON (JAN. 31, 2018)
HAD AT LEAST 50 REBOUNDS.....	56 VS. TEXAS A&M-COMMERCE (NOV. 25, 2020)
SCORED LESS THAN 10 POINTS IN A QUARTER.....	8 VS. HOUSTON (NOV. 17, 2021)
SCORED LESS THAN 20 POINTS IN THE FIRST HALF.....	16, AT LOUISIANA (FEB. 8, 2021)
SCORED LESS THAN 20 POINTS IN THE SECOND HALF.....	18, AT TEXAS STATE (FEB. 12, 2021)
SCORED UNDER 40 POINTS IN A GAME.....	38, AT LOUISIANA (FEB. 17, 2018)

PLAYER

SCORED 25 POINTS.....	28, STARR JACOBS VS. UNLV (NOV. 27, 2021)
SCORED 30 POINTS.....	30, MARIE BENSON VS. LOUISIANA (JAN. 16, 2020)
SCORED 35 POINTS.....	36, TERRA WALLACE AT TEXAS A&M-CC (JAN. 20, 2007)
SCORED 40 OR MORE POINTS.....	44, CAROLYN SMITH VS. TEXAS WESLEYAN (FEB. 4, 1978)
ATTEMPTED 25 FIELD GOALS.....	25, MARIE BENSON VS. TEXAS SOUTHERN (DEC. 30, 2019)
HAD 5 BLOCKS.....	5, REBEKAH VANDIJK VS. ULM (JAN. 20, 2018)
HAD 10 BLOCKS.....	13, SHANNON SPRIGGS VS. ULM (JAN. 7, 1995)
HAD 5 STEALS.....	5, STARR JACOBS VS. HOUSTON (NOV. 17, 2021)
HAD 10 STEALS.....	10, JEANNINE CURRY VS. SOUTHEASTERN LA (JAN. 5, 1985)
HAD 10 ASSISTS.....	10, KATIE FERRELL VS. ST. EDWARD'S (DEC. 13, 2020)
HAD 12 ASSISTS.....	12, TERRYIN MILTON VS. GEORGIA SOUTHERN (FEB. 29, 2020)
HAD 15 ASSISTS.....	NEVER
HAD 15 REBOUNDS.....	15, MARIE BENSON VS. TEXAS STATE (FEB. 22, 2020)
HAD 20 REBOUNDS.....	22, CANDICE CHAMPION VS. CENTRAL ARKANSAS (FEB. 21, 2009)
HAD 10 MADE FIELD GOALS.....	12, STARR JACOBS VS. KANSAS CITY (NOV. 28, 2021)
HAD 15 MADE FIELD GOALS.....	15, CANDICE CHAMPIONS VS. TEXAS A&M-CC (MAR. 7, 2009)
HAD 5 THREE-POINT FIELD GOALS.....	5, CLAIRE CHASTAIN AT APP STATE (JAN. 9, 2020)
RECORDED A DOUBLE-DOUBLE.....	MARIE BENSON, 20 PTS-15 REB VS. TEXAS STATE (FEB. 22, 2020)
RECORDED A TRIPLE-DOUBLE.....	KRYSTAL BUCHANAN, 23 PTS-10 REB-10 AST VS. SAM HOUSTON (JAN. 14, 2002)
RECORDED CONSECUTIVE DOUBLE-DOUBLES.....	MARIE BENSON, 17 PTS-14 REB VS. LITTLE ROCK AND 20 PTS-15 REB VS. TEXAS STATE (FEB. 15 & 22, 2020)
FIVE PLAYERS SCORED IN DOUBLE FIGURES.....	SHYIA SMITH, BRE WICKWARE, TERRYIN MILTON, CAMRYN HAWKINS, BARBARA BENSON VS. ULM (FEB. 5, 2021)
NO PLAYERS SCORED IN DOUBLE FIGURES.....	AT BAYLOR (NOV. 13, 2015)
TWO PLAYERS SCORED 20 POINTS.....	STARR JACOBS (27) & DE'SHA BENJAMIN (20) VS. KANSAS CITY (NOV. 28, 2021)
TWO PLAYERS HAD 10 REBOUNDS.....	MARIE BENSON (14) & KATIE FERRELL (11) AT ULM (MAR. 7, 2020)
THREE PLAYERS HAD 10 REBOUNDS.....	KATIE FERRELL (11), EMMA HALVERSON (11), & BRE WICKWARE (10) VS. TEXAS A&M-COMMERCE (NOV. 25, 2020)
PLAYED EVERY MINUTE.....	40, CRYSTAL ALLEN AT GEORGIA TECH (DEC. 10, 2017)
PLAYED MORE THAN 40 MINUTES.....	43, CIERRA JOHNSON AT ULM (FEB. 23, 2019)
BACK-TO-BACK 20 POINT GAMES.....	CIERRA JOHNSON VS. STEPHEN F. AUSTIN (25) AND AT TCJ (23) (MAR. 21 & 23, 2019)
BACK-TO-BACK 25 POINT GAMES.....	STARR JACOBS AT UNLV (28) AND VS. KANSAS CITY (27) (NOV. 27 & 28, 2021)

DOUBLE-DIGIT PERFORMANCES

	10+ POINTS	20+ POINTS	30+ POINTS	10+ REBOUNDS	10+ ASSISTS	DOUBLE-DOUBLE
DE'SHA BENJAMIN	3	2				
OLYMPIA CHANEY						
CLAIRE CHASTAIN	4					
KATIE FERRELL						
EMMA HALVERSON						
CAMRYN HAWKINS						
STARR JACOBS	4	4				
RENIYA JONES						
CASSIDEE KINSLOW						
AALIYAH MCMILLAN						
TERRYN MILTON	4	1				
STEPHANIE MOSLEY						
SHYIA SMITH	1					
JORDYN TURNER						

TOP PERFORMANCES

UTA HIGHS

POINTS	28. STARR JACOBS AT UNLV (NOV. 27, 2021)
POINTS IN A QUARTER	11 (4Q). STARR JACOBS VS. SAM HOUSTON (NOV. 13, 2021)
POINTS IN A HALF	20 (2H). STARR JACOBS VS. SAM HOUSTON (NOV. 13, 2021)
FIELD GOALS	14. STARR JACOBS AT UNLV (NOV. 27, 2021)
FIELD GOALS ATTEMPTED	24. STARR JACOBS AT UNLV (NOV. 27, 2021)
FG % (MIN. 5 MADE)	9-12 (.750). STARR JACOBS VS. RICE (DEC. 4, 2021)
3PT FIELD GOALS	4. DE'SHA BENJAMIN AT NORTH TEXAS (NOV. 27, 2021)
3PT FG ATTEMPTED	8. DE'SHA BENJAMIN AT NORTH TEXAS (NOV. 27, 2021)
3PT FG % (MIN. 2 MADE)	2-2 (1.000). TERRYN MILTON AT NORTH TEXAS (NOV. 20, 2021)
FREE THROWS	10. TERRYN MILTON VS. HOUSTON (NOV. 17, 2021)
FREE THROW ATTEMPTS	12. TERRYN MILTON VS. HOUSTON (NOV. 17, 2021)
FREE THROW % (MIN. 5 MADE)	5-5 (1.000). DE'SHA BENJAMIN VS. KANSAS CITY (NOV. 28, 2021)
REBOUNDS	9. STARR JACOBS VS. UNLV (NOV. 27, 2021)
ASSISTS	9. TERRYN MILTON VS. SAM HOUSTON (NOV. 13, 2021)
TURNOVERS	5. 2X LAST STARR JACOBS AT NORTH TEXAS (NOV. 27, 2021)
BLOCKED SHOTS	2. 3X LAST CLAIRE CHASTAIN VS. RICE (DEC. 4, 2021)
STEALS	5. STARR JACOBS VS. HOUSTON (NOV. 17, 2021)

OPPONENT HIGHS

POINTS	38. NAOMIE ALNTAS, KANSAS CITY (NOV. 28, 2021)
POINTS IN A QUARTER	17 (4Q). NAOMIE ALNTAS, KANSAS CITY (NOV. 28, 2021)
POINTS IN A HALF	26 (2H). NAOMIE ALNTAS, KANSAS CITY (NOV. 28, 2021)
FIELD GOALS	12. NAOMIE ALNTAS, KANSAS CITY (NOV. 28, 2021)
FIELD GOALS ATTEMPTED	21. QUINCY NOBLE, NORTH TEXAS (NOV. 20, 2021)
FG % (MIN. 5 MADE)	8-9 (.889). NALYSSA SMITH, BAYLOR (NOV. 11, 2021)
3PT FIELD GOALS	6. NAOMIE ALNTAS, KANSAS CITY (NOV. 28, 2021)
3PT FG ATTEMPTED	11. 2X LAST QUINCY NOBLE, NORTH TEXAS (NOV. 20, 2021)
3PT FG % (MIN. 2 MADE)	6-7 (.857). NAOMIE ALNTAS, KANSAS CITY (NOV. 28, 2021)
FREE THROWS	8. NAOMIE ALNTAS, KANSAS CITY (NOV. 28, 2021)
FREE THROW ATTEMPTS	9. NAOMIE ALNTAS, KANSAS CITY (NOV. 28, 2021)
FREE THROW % (MIN. 5 MADE)	5-5 (1.000). NALYSSA SMITH, BAYLOR (NOV. 11, 2021)
REBOUNDS	20. BETHY MUNUNGA, SOUTH FLORIDA (DEC. 2, 2021)
ASSISTS	11. ELISA PINZAN, SOUTH FLORIDA (DEC. 2, 2021)
TURNOVERS	5. 4X LAST JAZION JACKSON, NORTH TEXAS (NOV. 20, 2021)
BLOCKED SHOTS	2. 4X LAST BETHY MUNUNGA, SOUTH FLORIDA (DEC. 2, 2021)
STEALS	4. 2X LAST ELISA PINZAN, SOUTH FLORIDA (DEC. 2, 2021)

UTA TOP INDIVIDUAL PERFORMANCES

POINTS

28	STARR JACOBS AT UNLV (NOV. 27, 2021)
27	STARR JACOBS VS. KANSAS CITY (NOV. 28, 2021)
26	TERRYN MILTON VS. HOUSTON (NOV. 17, 2021)
26	STARR JACOBS VS. SAM HOUSTON (NOV. 13, 2021)
20	STARR JACOBS VS. RICE (DEC. 2, 2021)
20	DE'SHA BENJAMIN VS. KANSAS CITY (NOV. 28, 2021)
20	DE'SHA BENJAMIN AT NORTH TEXAS (NOV. 20, 2021)

REBOUNDS

9	STARR JACOBS VS. SOUTH FLORIDA (DEC. 2, 2021)
9	KATIE FERRELL AT UNLV (NOV. 27, 2021)
9	STARR JACOBS AT UNLV (NOV. 27, 2021)
8	STARR JACOBS VS. RICE (DEC. 4, 2021)
8	TERRYN MILTON VS. BAYLOR (NOV. 11, 2021)

ASSISTS

9	TERRYN MILTON VS. SAM HOUSTON (NOV. 13, 2021)
8	KATIE FERRELL AT UNLV (NOV. 27, 2021)
7	KATIE FERRELL VS. RICE (DEC. 4, 2021)
7	TERRYN MILTON VS. KANSAS CITY (NOV. 28, 2021)
7	KATIE FERRELL AT NORTH TEXAS (NOV. 20, 2021)

BLOCKS

2	CLAIRE CHASTAIN VS. RICE (DEC. 4, 2021)
2	KATIE FERRELL VS. RICE (DEC. 4, 2021)
2	STARR JACOBS VS. HOUSTON (NOV. 17, 2021)

STEALS

5	STARR JACOBS VS. HOUSTON (NOV. 17, 2021)
4	STARR JACOBS AT UNLV (NOV. 27, 2021)
4	STARR JACOBS AT NORTH TEXAS (NOV. 20, 2021)
4	STARR JACOBS VS. SAM HOUSTON (NOV. 13, 2021)

FREE THROWS MADE

10	TERRYN MILTON VS. HOUSTON (NOV. 17, 2021)
8	CLAIRE CHASTAIN AT UNLV (NOV. 27, 2021)
8	SHYIA SMITH VS. SAM HOUSTON (NOV. 13, 2021)
7	CLAIRE CHASTAIN VS. SOUTH FLORIDA (DEC. 2, 2021)
6	CLAIRE CHASTAIN AT NORTH TEXAS (NOV. 20, 2021)

LEADS & DEFICITS

DATE	OPPONENT	LARGEST LEAD	LARGEST DEFECIT	FINAL SCORE
11/11	#7/8 BAYLOR	-	30 - 4TH (4:05)	L, 54-81
11/13	SAM HOUSTON	21 - 4TH (1:04)	-	W, 72-54
11/17	HOUSTON	7 - 1ST (1:47)	15 - 2ND (0:24)	W, 69-66 (OT)
11/20	AT NORTH TEXAS	4 - 4TH (6:22)	11 - 2ND (7:32)	W, 75-74 (OT)
11/27	AT UNLV	10 - 1ST (0:37)	8 - 2ND (0:29)	W, 75-72
11/28	VS KANSAS CITY	6 - 1ST (2:51)	12 - 4TH (3:05)	L, 76-85
12/2	#13/17 SOUTH FLORIDA	8 - 4TH (1:35)	3 - 1ST (7:35)	W, 61-56
12/4	RICE	5 - 1ST (4:03)	22 - 4TH (8:49)	W, 73-65

GAME-BY-GAME STARTING LINEUPS

DATE	OPPONENT	1	2	3	4	5	RECORD
11/11	#7/8 BAYLOR	MILTON	CHASTAIN	BENJAMIN	SMITH	JACOBS	-
11/13	SAM HOUSTON	MILTON	CHASTAIN	BENJAMIN	SMITH	JACOBS	1-1
11/17	HOUSTON	MILTON	CHASTAIN	BENJAMIN	FERRELL	JACOBS	-
11/20	AT NORTH TEXAS	MILTON	CHASTAIN	BENJAMIN	FERRELL	JACOBS	-
11/27	AT UNLV	MILTON	CHASTAIN	BENJAMIN	FERRELL	JACOBS	-
11/28	VS KANSAS CITY	MILTON	CHASTAIN	BENJAMIN	FERRELL	JACOBS	-
12/2	#13/17 SOUTH FLORIDA	MILTON	CHASTAIN	BENJAMIN	FERRELL	JACOBS	-
12/4	RICE	MILTON	CHASTAIN	BENJAMIN	FERRELL	JACOBS	5-1

TEAM LEADERS



POINTS
JACOBS - 19.8 PPG



REBOUNDS
JACOBS - 6.1 RPG



ASSISTS
FERRELL - 5.0 APG



FG%
JACOBS - .607



3-POINT FG%
BENJAMIN - .333

GAME-BY-GAME LEADERS

DATE	OPPONENT	W/L	POINTS	REBOUNDS	ASSISTS	STEALS	BLOCKS
11/11	#7/8 BAYLOR	L, 54-81	14 - JACOBS	8 - MILTON	5 - MILTON	3 - FERRELL	1 - 4 PLAYERS
11/13	SAM HOUSTON	W, 72-54	26 - JACOBS	6 - FERRELL	9 - MILTON	4 - JACOBS	1 - 2 PLAYERS
11/17	HOUSTON	W, 69-66 (OT)	26 - MILTON	7 - FERRELL	7 - FERRELL	5 - JACOBS	2 - JACOBS
11/20	AT NORTH TEXAS	W, 75-74 (OT)	20 - BENJAMIN	7 - 2 PLAYERS	6 - FERRELL	4 - JACOBS	1 - 2 PLAYERS
11/27	AT UNLV	W, 75-72	28 - JACOBS	9 - 2 PLAYERS	8 - FERRELL	4 - JACOBS	1 - 2 PLAYERS
11/28	VS KANSAS CITY	L, 76-85	27 - JACOBS	5 - MILTON	7 - MILTON	3 - JACOBS	NONE
12/2	#13/17 SOUTH FLORIDA	W, 61-56	14 - MILTON	9 - JACOBS	4 - 2 PLAYERS	1 - JACOBS	1 - 2 PLAYERS
12/4	RICE	W, 73-65	20 - JACOBS	8 - JACOBS	7 - FERRELL	3 - JACOBS	2 - 2 PLAYERS

SEASON LEADER TOTALS (INCLUDES TIES)

POINTS		REBOUNDS		ASSISTS		STEALS		BLOCKS	
JACOBS	5	MILTON	2	MILTON	3	FERRELL	1	CHASTAIN	3
MILTON	2	FERRELL	4	FERRELL	5	JACOBS	7	JACOBS	3
BENJAMIN	1	JACOBS	4	JACOBS	1			HALVERSON	2
								FERRELL	4
								BENJAMIN	2
								MILTON	1



STEPHANIE MOSLEY
F | 6-0 | FR. | MANSFIELD, TEXAS



SEASON-HIGHS

POINTS	-
FG	-
FGA	1, 2X LAST VS. RICE (DEC. 4, 2021)
3FG	-
3FGA	-
FT	-
FTA	-
REBOUNDS	1, VS. SAM HOUSTON (NOV. 13, 2021)
ASSISTS	-
STEALS	-
BLOCKS	-
DOUBLE-DOUBLES	-

CAREER-HIGHS


POINTS	-
FG	-
FGA	1, 2X LAST VS. RICE (DEC. 4, 2021)
3FG	-
3FGA	-
FT	-
FTA	-
REBOUNDS	1, VS. SAM HOUSTON (NOV. 13, 2021)
ASSISTS	-
STEALS	-
BLOCKS	-
DOUBLE-DOUBLES	-

GAME-BY-GAME STATS

Opponent	Date	GS	MIN	Total		3-Pointers		Free throws		Rebounds				PF	A	TO	BLK	STL	PTS	AVG
				FG-FGA	PCT	3FG-3FGA	PCT	FT-FTA	PCT	OFF	DEF	TOT	AVG							
Sam Houston	11/13/2021		00:45	0-1	.000	0-0	.000	0-0	.000	1	0	1	1.0	0	0	0	0	0	0	0.0
Rice	12/04/2021		01:46	0-1	.000	0-0	.000	0-0	.000	0	0	0	0.5	1	0	0	0	0	0.0	
Totals		0	02:32	0-2	.000	0-0	.000	0-0	.000	1	0	1	0.5	1	0	0	0	0	0.0	

CAREER STATS

Season	GP-GS	Min/Avg	Total		3-Ptr		F-Throws		Rebounds				PF	FO	A	TO	Blk	Stl	Pts	Avg
			FG-FGA	Pct	FG-FGA	Pct	FT-FTA	Pct	Off	Def	Tot	Avg								
2021-22	2-0	3/1.5	0-2	.000	0-0	.000	0-0	.000	1	0	1	0.5	1	0	0	0	0	0	0	0.0
Total	2-0	3/1.5	0-2	.000	0-0	.000	0-0	.000	1	0	1	0.5	1	0	0	0	0	0	0	0.0



OLYMPIA CHANEY
G | 5-8 | FR. | ATLANTA, GA.



SEASON-HIGHS

POINTS	3, VS. SAM HOUSTON (NOV. 13, 2021)
FG	1, VS. BAYLOR (NOV. 11, 2021)
FGA	5, VS. RICE (DEC. 4, 2021)
3FG	-
3FGA	2, VS. RICE (DEC. 4, 2021)
FT	3, VS. SAM HOUSTON (NOV. 13, 2021)
FTA	4, VS. SAM HOUSTON (NOV. 13, 2021)
REBOUNDS	3, VS. RICE (DEC. 4, 2021)
ASSISTS	1, VS. HOUSTON (NOV. 17, 2021)
STEALS	1, VS. SAM HOUSTON (NOV. 13, 2021)
BLOCKS	-
DOUBLE-DOUBLES	-

CAREER-HIGHS

POINTS	3, VS. SAM HOUSTON (NOV. 13, 2021)
FG	1, VS. BAYLOR (NOV. 11, 2021)
FGA	5, VS. RICE (DEC. 4, 2021)
3FG	-
3FGA	2, VS. RICE (DEC. 4, 2021)
FT	3, VS. SAM HOUSTON (NOV. 13, 2021)
FTA	4, VS. SAM HOUSTON (NOV. 13, 2021)
REBOUNDS	3, VS. RICE (DEC. 4, 2021)
ASSISTS	1, VS. HOUSTON (NOV. 17, 2021)
STEALS	1, VS. SAM HOUSTON (NOV. 13, 2021)
BLOCKS	-
DOUBLE-DOUBLES	-

GAME-BY-GAME STATS

Opponent	Date	GS	MIN	Total		3-Pointers		Free throws		Rebounds				PF	A	TO	BLK	STL	PTS	AVG
				FG-FGA	PCT	3FG-3FGA	PCT	FT-FTA	PCT	OFF	DEF	TOT	AVG							
Baylor	11/11/2021		05:36	1-2	.500	0-0	.000	0-0	.000	1	0	1	1.0	1	0	0	0	0	2	2.0
Sam Houston	11/13/2021		14:16	0-1	.000	0-0	.000	3-4	.750	0	2	2	1.5	2	0	2	0	1	3	2.5
Houston	11/17/2021		02:08	0-1	.000	0-1	.000	0-0	.000	0	0	0	1.0	0	1	0	0	0	1.7	
at North Texas	11/20/2021		01:16	0-0	.000	0-0	.000	0-0	.000	0	0	0	0.8	0	0	0	0	0	1.3	
Rice	12/04/2021		11:51	0-5	.000	0-2	.000	0-0	.000	0	3	3	1.2	1	0	2	0	1	1.0	
Totals		0	35:07	1-9	.111	0-3	.000	3-4	.750	1	5	6	1.2	4	1	4	0	2	5	1.0

CAREER STATS

Season	GP-GS	Min/Avg	Total		3-Ptr		F-Throws		Rebounds				PF	FO	A	TO	Blk	Stl	Pts	Avg
			FG-FGA	Pct	FG-FGA	Pct	FT-FTA	Pct	Off	Def	Tot	Avg								
2021-22	5-0	35/7.0	1-9	.111	0-3	.000	3-4	.750	1	5	6	1.2	4	0	1	4	0	2	5	1.0
Total	5-0	35/7.0	1-9	.111	0-3	.000	3-4	.750	1	5	6	1.2	4	0	1	4	0	2	5	1.0

2 RENIYA JONES
G | 5-8 | FR. | WASHINGTON, DC.



SEASON-HIGHS

POINTS	8. VS. RICE (DEC. 4, 2021)
FG	2. VS. RICE (DEC. 4, 2021)
FGA	5. VS. RICE (DEC. 4, 2021)
3FG	2. VS. RICE (DEC. 4, 2021)
3FGA	4. VS. RICE (DEC. 4, 2021)
FT	2. VS. RICE (DEC. 4, 2021)
FTA	2. VS. RICE (DEC. 4, 2021)
REBOUNDS	1. 4X LAST VS. RICE (DEC. 4, 2021)
ASSISTS	1. 4X LAST VS. RICE (DEC. 4, 2021)
STEALS	1. VS. RICE (DEC. 4, 2021)
BLOCKS	-
DOUBLE-DOUBLES	-

CAREER-HIGHS

POINTS	8. VS. RICE (DEC. 4, 2021)
FG	2. VS. RICE (DEC. 4, 2021)
FGA	5. VS. RICE (DEC. 4, 2021)
3FG	2. VS. RICE (DEC. 4, 2021)
3FGA	4. VS. RICE (DEC. 4, 2021)
FT	2. VS. RICE (DEC. 4, 2021)
FTA	2. VS. RICE (DEC. 4, 2021)
REBOUNDS	1. 4X LAST VS. RICE (DEC. 4, 2021)
ASSISTS	1. 4X LAST VS. RICE (DEC. 4, 2021)
STEALS	1. VS. RICE (DEC. 4, 2021)
BLOCKS	-
DOUBLE-DOUBLES	-

GAME-BY-GAME STATS

Opponent	Date	GS	MIN	Total		3-Pointers		Free throws		Rebounds				PF	A	TO	BLK	STL	PTS	AVG
				FG-FGA	PCT	3FG-3FGA	PCT	FT-FTA	PCT	OFF	DEF	TOT	AVG							
Baylor	11/11/2021		03:21	0-1	.000	0-1	.000	0-0	.000	0	0	0	0.0	1	0	0	0	0	0	0.0
Sam Houston	11/13/2021		07:60	0-3	.000	0-1	.000	0-0	.000	0	1	1	0.5	2	1	2	0	0	0	0.0
Houston	11/17/2021		05:16	0-2	.000	0-1	.000	0-0	.000	1	0	1	0.7	1	0	1	0	0	0	0.0
at North Texas	11/20/2021		11:14	0-0	.000	0-0	.000	0-0	.000	0	0	0	0.5	0	0	0	0	0	0	0.0
at UNLV	11/27/2021		06:21	1-2	.500	1-1	1.000	0-0	.000	0	1	1	0.6	2	0	0	0	0	3	0.6
vs Kansas City	11/28/2021		06:02	0-0	.000	0-0	.000	0-0	.000	0	0	0	0.5	1	0	0	0	0	0	0.5
South Fla.	12/02/2021		09:39	1-2	.500	0-0	.000	0-0	.000	0	0	0	0.4	1	1	0	0	0	2	0.7
Rice	12/04/2021		17:19	2-5	.400	2-4	.500	2-2	1.000	0	1	1	0.5	4	1	2	0	1	8	1.6
Totals		0	67:11	4-15	.267	3-8	.375	2-2	1.000	1	3	4	0.5	12	3	5	0	1	13	1.6

CAREER STATS

Season	GP-GS	Min/Avg	Total		3-Ptr		F-Throws		Rebounds				PF	FO	A	TO	Blk	Stl	Pts	Avg
			FG-FGA	Pct	FG-FGA	Pct	FT-FTA	Pct	Off	Def	Tot	Avg								
2021-22	8-0	68/8.5	4-15	.267	3-8	.375	2-2	1.000	1	3	4	0.5	12	0	3	5	0	1	13	1.6
Total	8-0	68/8.5	4-15	.267	3-8	.375	2-2	1.000	1	3	4	0.5	12	0	3	5	0	1	13	1.6

4 STARR JACOBS
F | 6-2 | JR. | DALLAS, TEXAS



SEASON-HIGHS

POINTS	28. AT UNLV (NOV. 27, 2021)
FG	14. AT UNLV (NOV. 27, 2021)
FGA	24. AT UNLV (NOV. 27, 2021)
3FG	-
3FGA	1. 2X LAST AT UNLV (NOV. 27, 2021)
FT	4. VS. SAM HOUSTON (NOV. 13, 2021)
FTA	9. VS. SAM HOUSTON (NOV. 13, 2021)
REBOUNDS	9. AT UNLV (NOV. 27, 2021)
ASSISTS	3. AT NORTH TEXAS (NOV. 20, 2021)
STEALS	5. VS. HOUSTON (NOV. 17, 2021)
BLOCKS	2. VS. HOUSTON (NOV. 17, 2021)
DOUBLE-DOUBLES	-

CAREER-HIGHS

POINTS	40. VS. WEATHERFORD (MAR. 27, 2021)
FG	14. VS. WEATHERFORD (MAR. 27, 2021)
FGA	31. VS. WEATHERFORD (MAR. 27, 2021)
3FG	2. VS. ANGELINA (NOV. 23, 2019)
3FGA	4. VS. ANGELINA (NOV. 2, 2019)
FT	12. VS. WEATHERFORD (MAR. 27, 2021)
FTA	16. 3X LAS VS. WEATHERFORD (MAR. 27, 2021)
REBOUNDS	19. VS. CISCO (JAN. 18, 2020)
ASSISTS	9. VS. GRAYSON (FEB. 5, 2020)
STEALS	8. VS. WEATHERFORD (MAR. 27, 2021)
BLOCKS	5. 2X LAST AT GRAYSON (MAR. 24, 2021)
DOUBLE-DOUBLES	20. LAST VS. WEATHERFORD (MAR. 27, 2021)

GAME-BY-GAME STATS

Opponent	Date	GS	MIN	Total		3-Pointers		Free throws		Rebounds				PF	A	TO	BLK	STL	PTS	AVG
				FG-FGA	PCT	3FG-3FGA	PCT	FT-FTA	PCT	OFF	DEF	TOT	AVG							
Baylor	11/11/2021	*	21:50	6-9	.667	0-1	.000	2-3	.667	1	3	4	4.0	2	1	2	1	0	14	14.0
Sam Houston	11/13/2021	*	29:12	11-16	.688	0-0	.000	4-9	.444	2	1	3	3.5	2	1	3	1	4	26	20.0
Houston	11/17/2021	*	28:11	6-13	.462	0-0	.000	2-6	.333	1	4	5	4.0	3	1	5	2	5	14	18.0
at North Texas	11/20/2021	*	41:15	8-15	.533	0-0	.000	3-5	.600	2	5	7	4.8	1	3	5	0	4	19	18.3
at UNLV	11/27/2021	*	33:35	14-24	.583	0-1	.000	0-2	.000	4	5	9	5.6	1	1	3	0	4	28	20.2
vs Kansas City	11/28/2021	*	35:20	12-17	.706	0-0	.000	3-5	.600	4	0	4	5.3	3	2	1	0	3	27	21.3
South Fla.	12/02/2021	*	33:26	5-11	.455	0-0	.000	0-1	.000	2	7	9	5.9	2	4	3	0	1	10	19.7
Rice	12/04/2021	*	22:49	9-12	.750	0-0	.000	2-3	.667	1	7	8	6.1	0	2	0	0	3	20	19.8
Totals		8	245:37	71-117	.607	0-2	.000	16-34	.471	17	32	49	6.1	14	15	22	4	24	158	19.8

CAREER STATS

Season	GP-GS	Min/Avg	Total		3-Ptr		F-Throws		Rebounds				PF	FO	A	TO	Blk	Stl	Pts	Avg
			FG-FGA	Pct	FG-FGA	Pct	FT-FTA	Pct	Off	Def	Tot	Avg								
2019-20	24-24	576/24.0	160-285	.561	3-9	.333	110-169	.651	49	156	205	8.5	58	1	68	65	21	63	433	18.0
2020-21	18-18	630/35.0	171-343	.499	0-0	.000	83-130	.638	69	121	190	10.6	54	1	21	37	31	69	425	23.6
2021-22	8-8	245/30.6	71-117	.607	0-2	.000	16-34	.471	17	32	49	6.1	14	0	15	22	4	24	158	19.8
Total	50-50	1451/29.0	402-745	.540	3-11	.273	209-333	.628	135	309	444	8.9	126	2	104	124	56	156	1016	20.3



AALIYAH MCMILLAN
6 | 5-8 | FR. | SAN ANTONIO, TEXAS



SEASON-HIGHS

POINTS	-
FG	-
FGA	-
3FG	-
3FGA	-
FT	-
FTA	-
REBOUNDS	-
ASSISTS	-
STEALS	-
BLOCKS	-
DOUBLE-DOUBLES	-


CAREER-HIGHS

POINTS	-
FG	-
FGA	-
3FG	-
3FGA	-
FT	-
FTA	-
REBOUNDS	-
ASSISTS	-
STEALS	-
BLOCKS	-
DOUBLE-DOUBLES	-

GAME-BY-GAME STATS

CAREER STATS

Season	GP-GS	Min/Avg	Total		3-Ptr		F-Throws		Rebounds				PF	FO	A	TO	Blk	Stl	Pts	Avg
			FG-FGA	Pct	FG-FGA	Pct	FT-FTA	Pct	Off	Def	Tot	Avg								
2021-22	0-0	0/0.0	0-0	.000	0-0	.000	0-0	.000	0	0	0	0.0	0	0	0	0	0	0	0	0.0
Total	0-0	0/0.0	0-0	.000	0-0	.000	0-0	.000	0	0	0	0.0	0	0	0	0	0	0	0	0.0



CASSIDEE KINSLOW
6-0 | FR. | HUNTINGTON BEACH, CALIF.



SEASON-HIGHS

POINTS	-
FG	-
FGA	-
3FG	-
3FGA	-
FT	-
FTA	-
REBOUNDS	-
ASSISTS	-
STEALS	-
BLOCKS	-
DOUBLE-DOUBLES	-

CAREER-HIGHS

POINTS	-
FG	-
FGA	-
3FG	-
3FGA	-
FT	-
FTA	-
REBOUNDS	-
ASSISTS	-
STEALS	-
BLOCKS	-
DOUBLE-DOUBLES	-

GAME-BY-GAME STATS

CAREER STATS

Season	GP-GS	Min/Avg	Total		3-Ptr		F-Throws		Rebounds				PF	FO	A	TO	Blk	Stl	Pts	Avg
			FG-FGA	Pct	FG-FGA	Pct	FT-FTA	Pct	Off	Def	Tot	Avg								
2021-22	0-0	0/0.0	0-0	.000	0-0	.000	0-0	.000	0	0	0	0.0	0	0	0	0	0	0	0	0.0
Total	0-0	0/0.0	0-0	.000	0-0	.000	0-0	.000	0	0	0	0.0	0	0	0	0	0	0	0	0.0



CLAIRE CHASTAIN
G | 6-0 | SR. | SHAWNEE, OKLA.



SEASON-HIGHS

POINTS	15, AT NORTH TEXAS (NOV. 20, 2021)
FG	4, 2X, LAST AT NORTH TEXAS (NOV. 20, 2021)
FGA	16, AT NORTH TEXAS (NOV. 20, 2021)
3FG	2, VS. SAM HOUSTON (NOV. 13, 2021)
3FGA	7, VS. HOUSTON (NOV. 17, 2021)
FT	8, AT UNLV (NOV. 27, 2021)
FTA	9, 2X LAST VS. SOUTH FLORIDA (DEC. 2, 2021)
REBOUNDS	6, VS. HOUSTON (NOV. 17, 2021)
ASSISTS	4, VS. RICE (DEC. 4, 2021)
STEALS	1, 2X LAST VS. KANSAS CITY (NOV. 28, 2021)
BLOCKS	2, VS. RICE (DEC. 4, 2021)
DOUBLE-DOUBLES	-

CAREER-HIGHS

POINTS	22, 2X, LAST VS. GEORGIA SOUTHERN (FEB. 29, 2020)
FG	9, VS. GEORGIA SOUTHERN (FEB. 29, 2020)
FGA	16, 3X, LAST AT NORTH TEXAS (NOV. 20, 2021)
3FG	5, AT APPALACHIAN STATE (JAN. 9, 2019)
3FGA	9, VS. ARKANSAS STATE (JAN. 2, 2020)
FT	8, AT UNLV (NOV. 27, 2021)
FTA	9, 3X LAST VS. SOUTH FLORIDA (DEC. 2, 2021)
REBOUNDS	11, AT ULM (FEB. 23, 2019)
ASSISTS	5, 2X, LAST VS. TEXAS A&M-COMMERCE (NOV. 25, 2020)
STEALS	4, VS. GEORGIA STATE (FEB. 27, 2020)
BLOCKS	3, VS. SMU (DEC. 22, 2019)
DOUBLE-DOUBLES	1, AT ULM (FEB. 23, 2019)

GAME-BY-GAME STATS

Opponent	Date	GS	MIN	Total		3-Pointers		Free throws		Rebounds				PF	A	TO	BLK	STL	PTS	AVG
				FG-FGA	PCT	3FG-3FGA	PCT	FT-FTA	PCT	OFF	DEF	TOT	AVG							
Baylor	11/11/2021	*	24:17	2-6	.333	1-2	.500	0-0	.000	0	1	1	1.0	3	0	0	1	0	5	5.0
Sam Houston	11/13/2021	*	27:51	4-9	.444	2-6	.333	4-5	.800	2	2	4	2.5	3	1	3	1	0	14	9.5
Houston	11/17/2021	*	34:53	2-11	.182	1-7	.143	3-3	1.000	2	4	6	3.7	1	3	1	1	1	8	9.0
at North Texas	11/20/2021	*	38:56	4-16	.250	1-6	.167	6-8	.750	2	3	5	4.0	4	1	2	0	0	15	10.5
at UNLV	11/27/2021	*	36:06	3-6	.500	1-2	.500	8-9	.889	0	3	3	3.8	4	0	0	0	0	15	11.4
vs Kansas City	11/28/2021	*	27:60	0-10	.000	0-6	.000	2-2	1.000	0	4	4	3.8	2	0	2	0	1	2	9.8
South Fla.	12/02/2021	*	32:20	3-10	.300	0-5	.000	7-9	.778	1	3	4	3.9	1	3	1	0	0	13	10.3
Rice	12/04/2021	*	23:57	1-5	.200	0-1	.000	2-2	1.000	1	3	4	3.9	1	4	0	2	0	4	9.5
Totals			8 246:20	19-73	.260	6-35	.171	32-38	.842	8	23	31	3.9	19	12	9	5	2	76	9.5

CAREER STATS

Season	GP-GS	Min/Avg	Total		3-Ptr		F-Throws		Rebounds				PF	FO	A	TO	Blk	Stl	Pts	Avg
			FG-FGA	Pct	FG-FGA	Pct	FT-FTA	Pct	Off	Def	Tot	Avg								
2018-19	28-13	543/19.4	92-217	.424	25-82	.305	58-76	.763	30	52	82	2.9	64	2	29	42	15	11	267	9.5
2019-20	32-30	883/27.6	132-330	.400	49-151	.325	37-58	.638	28	91	119	3.7	71	2	60	56	12	26	350	10.9
2020-21	3-1	57/19.0	5-27	.185	5-27	.185	2-2	1.000	4	3	7	2.3	5	0	7	2	2	1	12	4.0
2021-22	8-8	246/30.8	19-73	.260	6-35	.171	32-38	.842	8	23	31	3.9	19	0	12	9	5	2	76	9.5
Total	71-52	1729/24.4	248-647	.383	80-277	.289	129-174	.741	70	169	239	3.4	159	4	108	109	34	40	705	9.9



TERRYN MILTON
G | 5-9 | SR. | OWASSO, OKLA.



SEASON-HIGHS

POINTS	26, VS. HOUSTON (NOV. 17, 2021)
FG	8, 2X LAST VS. KANSAS CITY (NOV. 28, 2021)
FGA	14, VS. HOUSTON (NOV. 17, 2021)
3FG	2, AT NORTH TEXAS (NOV. 20, 2021)
3FGA	2, AT NORTH TEXAS (NOV. 20, 2021)
FT	10, VS. HOUSTON (NOV. 17, 2021)
FTA	12, VS. HOUSTON (NOV. 17, 2021)
REBOUNDS	8, VS. BAYLOR (NOV. 11, 2021)
ASSISTS	9, VS. SAM HOUSTON (NOV. 13, 2021)
STEALS	3, 2X LAST VS. HOUSTON (NOV. 17, 2021)
BLOCKS	1, VS. SOUTH FLORIDA (DEC. 2, 2021)
DOUBLE-DOUBLES	-

CAREER-HIGHS

POINTS	26, VS. HOUSTON (NOV. 17, 2021)
FG	8, 3X LAST VS. KANSAS CITY (NOV. 28, 2021)
FGA	14, VS. HOUSTON (NOV. 17, 2021)
3FG	3, 2X LAST VS. TEXAS STATE (MAR. 9, 2019)
3FGA	5, 2X LAST VS. TEXAS STATE (FEB. 22, 2020)
FT	10, VS. HOUSTON (NOV. 17, 2021)
FTA	12, VS. HOUSTON (NOV. 17, 2021)
REBOUNDS	8, 4X LAST VS. BAYLOR (NOV. 11, 2021)
ASSISTS	12, VS. GEORGIA SOUTHERN (FEB. 29, 2020)
STEALS	4, 2X LAST VS. UTSA (DEC. 20, 2018)
BLOCKS	2, VS. APP STATE (MAR. 6, 2021)
DOUBLE-DOUBLES	1, VS. GEORGIA SOUTHERN (FEB. 29, 2020)

GAME-BY-GAME STATS

Opponent	Date	GS	MIN	Total		3-Pointers		Free throws		Rebounds				PF	A	TO	BLK	STL	PTS	AVG
				FG-FGA	PCT	3FG-3FGA	PCT	FT-FTA	PCT	OFF	DEF	TOT	AVG							
Baylor	11/11/2021	*	32:00	2-11	.182	0-1	.000	4-4	1.000	3	5	8	8.0	3	5	2	0	1	8	8.0
Sam Houston	11/13/2021	*	29:51	3-8	.375	0-1	.000	1-1	1.000	0	4	4	6.0	2	9	1	0	3	7	7.5
Houston	11/17/2021	*	38:54	8-14	.571	0-1	.000	10-12	.833	1	3	4	5.3	1	3	2	0	3	26	13.7
at North Texas	11/20/2021	*	30:03	3-7	.429	2-2	1.000	0-0	.000	0	4	4	5.0	4	3	3	0	0	8	12.3
at UNLV	11/27/2021	*	32:59	3-7	.429	0-0	.000	4-4	1.000	1	1	2	4.4	3	3	1	0	2	10	11.8
vs Kansas City	11/28/2021	*	38:13	8-13	.615	0-0	.000	2-3	.667	2	3	5	4.5	2	7	0	0	1	18	12.8
South Fla.	12/02/2021	*	32:13	5-10	.500	0-0	.000	4-4	1.000	2	3	5	4.6	1	2	3	1	0	14	13.0
Rice	12/04/2021	*	24:45	4-10	.400	0-0	.000	2-3	.667	1	1	2	4.3	0	2	2	0	1	10	12.6
Totals			8 258:57	36-80	.450	2-5	.400	27-31	.871	10	24	34	4.3	16	34	14	1	11	101	12.6

CAREER STATS

Season	GP-GS	Min/Avg	Total		3-Ptr		F-Throws		Rebounds				PF	FO	A	TO	Blk	Stl	Pts	Avg
			FG-FGA	Pct	FG-FGA	Pct	FT-FTA	Pct	Off	Def	Tot	Avg								
2018-19	32-30	885/27.7	101-203	.498	20-51	.392	47-72	.653	23	76	99	3.1	49	0	86	44	9	34	269	8.4
2019-20	32-32	1054/32.9	87-208	.418	26-78	.333	43-58	.741	20	114	134	4.2	55	0	142	58	8	32	243	7.6
2020-21	16-15	444/27.8	60-137	.438	14-27	.519	20-38	.526	11	49	60	3.8	26	1	59	40	3	21	154	9.6
2021-22	8-8	258/32.3	36-80	.450	2-5	.400	27-31	.871	10	24	34	4.3	16	0	34	14	1	11	101	12.6
Total	88-85	2641/30.0	284-628	.452	62-161	.385	137-199	.688	64	263	327	3.7	146	1	321	156	21	98	767	8.7



CAMRYN HAWKINS
G | 5-10 | SR. | ALBUQUERQUE, N.M.



SEASON-HIGHS

POINTS	7. VS. KANSAS CITY (NOV. 28, 2021)
FG	2. 3X LAST VS. KANSAS CITY (NOV. 28, 2021)
FGA	7. VS. BAYLOR (NOV. 11, 2021)
3FG	2. 2X LAST VS. KANSAS CITY (NOV. 28, 2021)
3FGA	5. VS. BAYLOR (NOV. 11, 2021)
FT	1. VS. KANSAS CITY (NOV. 28, 2021)
FTA	2. VS. KANSAS CITY (NOV. 28, 2021)
REBOUNDS	5. VS. BAYLOR (NOV. 11, 2021)
ASSISTS	2. VS. RICE (DEC. 4, 2021)
STEALS	2. VS. KANSAS CITY (NOV. 28, 2021)
BLOCKS	-
DOUBLE-DOUBLES	-

CAREER-HIGHS

POINTS	17. AT ARKANSAS STATE (FEB. 26, 2021)
FG	5. 5X. LAST AT ARKANSAS STATE (FEB. 26, 2021)
FGA	11. 2X. LAST AT ARKANSAS STATE (FEB. 26, 2021)
3FG	5. AT ARKANSAS STATE (FEB. 26, 2021)
3FGA	10. AT ARKANSAS STATE (FEB. 26, 2021)
FT	2. 6X. LAST AT ARKANSAS STATE (FEB. 26, 2021)
FTA	3. VS. UNT (DEC. 19, 2020)
REBOUNDS	6. VS. ST. EDWARD'S (DEC. 13, 2020)
ASSISTS	2. 3X. LAST VS. RICE (DEC. 4, 2021)
STEALS	2. 4X. VS. KANSAS CITY (NOV. 28, 2021)
BLOCKS	2. VS. GEORGIA SOUTHERN (FEB. 29, 2020)
DOUBLE-DOUBLES	NA



DE'SHA BENJAMIN
G | 6-0 | SR. | AUGUSTA, GA.



SEASON-HIGHS

POINTS	20. 2X LAST VS. KANSAS CITY (NOV. 28, 2021)
FG	7. LAST VS. KANSAS CITY (NOV. 28, 2021)
FGA	14. AT NORTH TEXAS (NOV. 20, 2021)
3FG	4. AT NORTH TEXAS (NOV. 20, 2021)
3FGA	8. AT NORTH TEXAS (NOV. 20, 2021)
FT	5. VS. KANSAS CITY (NOV. 28, 2021)
FTA	5. VS. KANSAS CITY (NOV. 28, 2021)
REBOUNDS	4. 2X LAST VS. SOUTH FLORIDA (DEC. 2, 2021)
ASSISTS	3. AT NORTH TEXAS (NOV. 20, 2021)
STEALS	2. AT UNLV (NOV. 27, 2021)
BLOCKS	1. 3X LAST VS. RICE (DEC. 4, 2021)
DOUBLE-DOUBLES	-

CAREER-HIGHS

POINTS	20. 2X LAST VS. KANSAS CITY (NOV. 28, 2021)
FG	7. AT NORTH TEXAS (NOV. 20, 2021)
FGA	14. AT NORTH TEXAS (NOV. 20, 2021)
3FG	4. AT NORTH TEXAS (NOV. 20, 2021)
3FGA	8. AT NORTH TEXAS (NOV. 20, 2021)
FT	9. VS. BETHUNE-COOKMAN (DEC. 17, 2019)
FTA	12. VS. BETHUNE-COOKMAN (DEC. 17, 2019)
REBOUNDS	11. VS. BETHUNE-COOKMAN (DEC. 17, 2019)
ASSISTS	4. VS. SAMFORD (NOV. 25, 2020)
STEALS	2. 6X LAST AT UNLV (NOV. 27, 2021)
BLOCKS	1. 7X. LAST VS. SOUTH FLORIDA (DEC. 2, 2021)
DOUBLE-DOUBLES	NA

GAME-BY-GAME STATS

Opponent	Date	GS	MIN	Total		3-Pointers		Free throws		Rebounds				PF	A	TO	BLK	STL	PTS	AVG
				FG-FGA	PCT	3FG-3FGA	PCT	FT-FTA	PCT	OFF	DEF	TOT	AVG							
Baylor	11/11/2021		14:36	2-7	.286	0-5	.000	0-0	.000	4	1	5	5.0	1	0	0	0	1	4	4.0
Sam Houston	11/13/2021		13:55	0-1	.000	0-1	.000	0-0	.000	1	1	2	3.5	2	1	0	0	0	0	2.0
Houston	11/17/2021		20:29	2-4	.500	2-3	.667	0-0	.000	0	1	1	2.7	0	1	0	0	0	6	3.3
at North Texas	11/20/2021		12:33	0-3	.000	0-2	.000	0-0	.000	0	0	0	2.0	1	0	0	0	1	0	2.5
at UNLV	11/27/2021		18:11	1-4	.250	1-4	.250	0-0	.000	0	2	2	2.0	2	1	0	0	0	3	2.6
vs Kansas City	11/28/2021		19:29	2-4	.500	2-4	.500	1-2	.500	0	1	1	1.8	1	1	1	0	2	7	3.3
South Fla.	12/02/2021		17:51	0-1	.000	0-0	.000	0-0	.000	0	3	3	2.0	1	0	0	0	0	0	2.9
Rice	12/04/2021		18:13	1-3	.333	1-3	.333	0-0	.000	0	1	1	1.9	1	2	1	0	0	3	2.9
Totals		0	135:17	8-27	.296	6-22	.273	1-2	.500	5	10	15	1.9	9	6	2	0	4	23	2.9

CAREER STATS

Season	GP-GS	Min/Avg	Total		3-Ptr		F-Throws		Rebounds				PF	FO	A	TO	Blk	Stl	Pts	Avg
			FG-FGA	Pct	FG-FGA	Pct	FT-FTA	Pct	Off	Def	Tot	Avg								
2018-19	13-0	54/4.2	4-12	.333	2-6	.333	2-2	1.000	1	4	5	0.4	1	0	3	5	0	1	12	0.9
2019-20	20-0	148/7.4	12-46	.261	8-37	.216	0-0	.000	3	10	13	0.7	9	0	2	7	2	3	32	1.6
2020-21	18-10	401/22.3	42-113	.372	30-83	.361	10-15	.667	9	24	33	1.8	17	0	8	18	2	12	124	6.9
2021-22	8-0	138/17.3	8-27	.296	6-22	.273	1-2	.500	5	10	15	1.9	9	0	6	2	0	4	23	2.9
Total	59-10	741/12.6	66-198	.333	46-148	.311	13-19	.684	18	48	66	1.1	36	0	19	32	4	20	191	3.2

GAME-BY-GAME STATS

Opponent	Date	GS	MIN	Total		3-Pointers		Free throws		Rebounds				PF	A	TO	BLK	STL	PTS	AVG
				FG-FGA	PCT	3FG-3FGA	PCT	FT-FTA	PCT	OFF	DEF	TOT	AVG							
Baylor	11/11/2021	*	23:42	3-11	.273	0-4	.000	2-2	1.000	0	2	2	2.0	4	1	4	0	0	8	8.0
Sam Houston	11/13/2021	*	17:38	0-2	.000	0-0	.000	0-0	.000	1	2	3	2.5	3	1	3	0	0	0	4.0
Houston	11/17/2021	*	31:10	3-7	.429	0-0	.000	2-2	1.000	0	1	1	2.0	2	2	3	0	0	8	5.3
at North Texas	11/20/2021	*	40:37	7-14	.500	4-8	.500	2-2	1.000	0	2	2	2.0	2	3	2	0	0	20	9.0
at UNLV	11/27/2021	*	31:24	3-9	.333	2-5	.400	2-2	1.000	0	2	2	2.0	1	2	4	1	2	10	9.2
vs Kansas City	11/28/2021	*	29:26	7-13	.538	1-5	.200	5-5	1.000	0	4	4	2.3	4	0	2	0	1	20	11.0
South Fla.	12/02/2021	*	27:57	4-9	.444	0-2	.000	2-4	.500	0	4	4	2.6	1	1	2	1	0	10	10.9
Rice	12/04/2021	*	20:01	4-8	.500	2-3	.667	1-1	1.000	0	2	2	2.5	0	0	0	1	0	11	10.9
Totals		8	221:55	31-73	.425	9-27	.333	16-18	.889	1	19	20	2.5	17	10	20	3	3	87	10.9

CAREER STATS

Season	GP-GS	Min/Avg	Total		3-Ptr		F-Throws		Rebounds				PF	FO	A	TO	Blk	Stl	Pts	Avg
			FG-FGA	Pct	FG-FGA	Pct	FT-FTA	Pct	Off	Def	Tot	Avg								
2018-19	25-4	466/18.6	47-150	.313	27-74	.365	35-46	.761	26	60	86	3.4	34	0	20	34	4	12	156	6.2
2019-20	27-4	455/16.9	76-155	.490	17-46	.370	44-60	.733	26	80	106	3.9	32	2	13	37	2	10	213	7.9
2020-21	11-2	59/5.4	7-20	.350	4-9	.444	0-0	.000	2	4	6	0.5	12	0	6	8	0	0	18	1.6
2021-22	8-8	220/27.5	31-73	.425	9-27	.333	16-18	.889	1	19	20	2.5	17	0	10	20	3	3	87	10.9
Total	71-18	1200/16.9	161-398	.405	57-156	.365	95-124	.766	55	163	218	3.1	95	2	49	99	9	25	474	6.7



JORDYN TURNER
F | 6-2 | FR. | OKLAHOMA CITY, OKLA.

SEASON-HIGHS

POINTS	8. VS. RICE (DEC. 4, 2021)
FG	2. VS. RICE (DEC. 4, 2021)
FGA	5. VS. RICE (DEC. 4, 2021)
3FG	1. VS. SAM HOUSTON (NOV. 13, 2021)
3FGA	1. 2X LAST VS. RICE (DEC. 4, 2021)
FT	4. 2X LAST VS. RICE (DEC. 4, 2021)
FTA	4. 2X LAST VS. RICE (DEC. 4, 2021)
REBOUNDS	5. VS. RICE (DEC. 4, 2021)
ASSISTS	1. VS. RICE (DEC. 4, 2021)
STEALS	-
BLOCKS	-
DOUBLE-DOUBLES	-

CAREER-HIGHS

POINTS	8. VS. RICE (DEC. 4, 2021)
FG	2. VS. RICE (DEC. 4, 2021)
FGA	5. VS. RICE (DEC. 4, 2021)
3FG	1. VS. SAM HOUSTON (NOV. 13, 2021)
3FGA	1. 2X LAST VS. RICE (DEC. 4, 2021)
FT	4. 2X LAST VS. RICE (DEC. 4, 2021)
FTA	4. 2X LAST VS. RICE (DEC. 4, 2021)
REBOUNDS	5. VS. RICE (DEC. 4, 2021)
ASSISTS	1. VS. RICE (DEC. 4, 2021)
ASSISTS	-
STEALS	-
BLOCKS	-

GAME-BY-GAME STATS

Opponent	Date	GS	MIN	Total		3-Pointers		Free throws		Rebounds				PF	A	TO	BLK	STL	PTS	AVG
				FG-FGA	PCT	3FG-3FGA	PCT	FT-FTA	PCT	OFF	DEF	TOT	AVG							
Baylor	11/11/2021		04:16	0-1	.000	0-0	.000	4-4	1.000	1	3	4	4.0	1	0	1	0	0	4	4.0
Sam Houston	11/13/2021		05:20	1-1	1.000	1-1	1.000	0-0	.000	0	2	2	3.0	0	0	0	0	0	3	3.5
Houston	11/17/2021		02:08	1-2	.500	0-0	.000	0-0	.000	1	0	1	2.3	1	0	0	0	0	2	3.0
at North Texas	11/20/2021		07:11	0-0	.000	0-0	.000	0-0	.000	0	1	1	2.0	2	0	0	0	0	2	2.3
at UNLV	11/27/2021		03:45	1-1	1.000	0-0	.000	0-0	.000	0	0	0	1.6	0	0	0	0	0	2	2.2
vs Kansas City	11/28/2021		09:47	0-0	.000	0-0	.000	0-0	.000	0	2	2	1.7	3	0	0	0	0	1	1.8
Rice	12/04/2021		18:58	2-5	.400	0-1	.000	4-4	1.000	3	2	5	2.1	4	1	2	0	0	8	2.7
Totals			0 51:25	5-10	.500	1-2	.500	8-8	1.000	5	10	15	2.1	11	1	3	0	0	19	2.7

CAREER STATS

Season	GP-GS	Min/Avg	Total		3-Ptr		F-Throws		Rebounds				PF	FO	A	TO	Blk	Stl	Pts	Avg
			FG-FGA	Pct	FG-FGA	Pct	FT-FTA	Pct	Off	Def	Tot	Avg								
2021-22	7-0	54/7.7	5-10	.500	1-2	.500	8-8	1.000	5	10	15	2.1	11	0	1	3	0	0	19	2.7
Total	7-0	54/7.7	5-10	.500	1-2	.500	8-8	1.000	5	10	15	2.1	11	0	1	3	0	0	19	2.7



SHYIA SMITH
F | 5-11 | SR. | IDABEL, OKLA.

SEASON-HIGHS

POINTS	12. VS. SAM HOUSTON (NOV. 13, 2021)
FG	2. VS. SAM HOUSTON (NOV. 13, 2021)
FGA	3. 2X VS. SAM HOUSTON (NOV. 13, 2021)
3FG	-
3FGA	1. 2X LAST VS. SAM HOUSTON (NOV. 13, 2021)
FT	8. VS. SAM HOUSTON (NOV. 13, 2021)
FTA	8. VS. SAM HOUSTON (NOV. 13, 2021)
REBOUNDS	3. 2X LAST VS. SAM HOUSTON (NOV. 13, 2021)
ASSISTS	1. VS. HOUSTON (NOV. 17, 2021)
STEALS	2. VS. SAM HOUSTON (NOV. 13, 2021)
BLOCKS	-
DOUBLE-DOUBLES	-

CAREER-HIGHS


POINTS	21. VS. LITTLE ROCK (JAN. 1, 2021)
FG	7. 2X. LAST AT ULM (FEB. 5, 2021)
FGA	13. VS. LITTLE ROCK (JAN. 1, 2021)
3FG	2. 4X. LAST VS. ST. EDWARD'S (DEC. 13, 2020)
3FGA	5. VS. TEMPLE (FEB. 2, 2019)
FT	9. 2X. LAST VS. LITTLE ROCK (JAN. 1, 2021)
FTA	12. AT SFA (DEC. 8, 2020)
REBOUNDS	17. VS. HOUSTON BAPTIST (NOV. 25, 2019)
ASSISTS	4. VS. TEXAS A&M-COMMERCE (NOV. 25, 2020)
STEALS	4. AT TULSA (FEB. 23, 2020)
BLOCKS	3. VS. EASTERN MICHIGAN (DEC. 17, 2019)
DOUBLE-DOUBLES	1. VS. HOUSTON BAPTIST (NOV. 25, 2019)

GAME-BY-GAME STATS

Opponent	Date	GS	MIN	Total		3-Pointers		Free throws		Rebounds				PF	A	TO	BLK	STL	PTS	AVG
				FG-FGA	PCT	3FG-3FGA	PCT	FT-FTA	PCT	OFF	DEF	TOT	AVG							
Baylor	11/11/2021	*	23:00	1-3	.333	0-1	.000	1-4	.250	1	2	3	3.0	4	0	2	0	0	3	3.0
Sam Houston	11/13/2021	*	14:38	2-3	.667	0-1	.000	8-8	1.000	1	2	3	3.0	2	0	4	0	2	12	7.5
Houston	11/17/2021		16:47	1-1	1.000	0-0	.000	1-2	.500	1	1	2	2.7	3	1	2	0	0	3	6.0
Totals			2 54:25	4-7	.571	0-2	.000	10-14	.714	3	5	8	2.7	9	1	8	0	2	18	6.0

CAREER STATS

Season	GP-GS	Min/Avg	Total		3-Ptr		F-Throws		Rebounds				PF	FO	A	TO	Blk	Stl	Pts	Avg
			FG-FGA	Pct	FG-FGA	Pct	FT-FTA	Pct	Off	Def	Tot	Avg								
2018-19	29-6	404/13.9	43-104	.413	3-14	.214	26-38	.684	19	66	85	2.9	32	0	15	28	10	17	115	4.0
2019-20	27-25	702/26.0	53-128	.414	12-35	.343	46-70	.657	47	92	139	5.1	68	0	16	53	15	26	164	6.1
2020-21	20-20	580/29.0	89-173	.514	9-28	.321	45-64	.703	31	89	120	6.0	58	2	23	61	3	19	232	11.6
2021-22	3-2	52/17.3	4-7	.571	0-2	.000	10-14	.714	3	5	8	2.7	9	0	1	8	0	2	18	6.0
Total	79-53	1738/22.0	189-412	.459	24-79	.304	127-186	.683	100	252	352	4.5	167	2	55	150	28	64	529	6.7



KATIE FERRELL
G | 6-1 | SR. | PLANO, TEXAS



SEASON-HIGHS

POINTS	7. AT NORTH TEXAS (NOV. 20, 2021)
FG	3. 2X LAST VS. RICE (DEC. 4, 2021)
FGA	8. AT UNLV (NOV. 27, 2021)
3FG	1. 2X. LAST. AT NORTH TEXAS (NOV. 20, 2021)
3FGA	4. AT UNLV (NOV. 27, 2021)
FT	2. VS. SOUTH FLORIDA (DEC. 2, 2021)
FTA	2. VS. SOUTH FLORIDA (DEC. 2, 2021)
REBOUNDS	9. AT UNLV (NOV. 27, 2021)
ASSISTS	8. AT UNLV (NOV. 27, 2021)
STEALS	3. VS. BAYLOR (NOV. 11, 2021)
BLOCKS	2. VS. RICE (DEC. 4, 2021)
DOUBLE-DOUBLES	-

CAREER-HIGHS

POINTS	21. VS. APPALACHIAN STATE (JAN. 10, 2019)
FG	8. VS. APPALACHIAN STATE (JAN. 10, 2019)
FGA	18. VS. APPALACHIAN STATE (JAN. 10, 2019)
3FG	4. AT ARKANSAS STATE (FEB. 27, 2021)
3FGA	6. AT ARKANSAS STATE (FEB. 27, 2021)
FT	5. VS. APPALACHIAN STATE (JAN. 10, 2019)
FTA	6. VS. APPALACHIAN STATE (JAN. 10, 2019)
REBOUNDS	17. VS. APPALACHIAN STATE (JAN. 10, 2019)
ASSISTS	10. VS. ST. EDWARD'S (DEC. 13, 2020)
STEALS	6. 2X. LAST AT LOUISIANA (FEB. 8, 2021)
BLOCKS	4. VS. ARKANSAS (NOV. 14, 2018)
DOUBLE-DOUBLES	3. LAST AT ULM (MAR. 7, 2020)



EMMA HALVERSON
F | 6-3 | SR. | PLANO, TEXAS



SEASON-HIGHS

POINTS	6. 3X LAST VS. SOUTH FLORIDA (DEC. 2, 2021)
FG	3. 2X LAST VS. SOUTH FLORIDA (DEC. 2, 2021)
FGA	6. VS. BAYLOR (NOV. 11, 2021)
3FG	-
3FGA	1. 2X LAST AT NORTH TEXAS (NOV. 20, 2021)
FT	2. VS. BAYLOR (NOV. 11, 2021)
FTA	4. VS. BAYLOR (NOV. 11, 2021)
REBOUNDS	5. AT NORTH TEXAS (NOV. 20, 2021)
ASSISTS	2. 2X LAST VS. SOUTH FLORIDA (DEC. 2, 2021)
STEALS	-
BLOCKS	1. 4X VS. RICE (DEC. 4, 2021)
DOUBLE-DOUBLES	-

CAREER-HIGHS

POINTS	16. VS. TEXAS A&M-COMMERCE (NOV. 25, 2020)
FG	7. 2X. LAST VS. TEXAS A&M-COMMERCE (NOV. 25, 2020)
FGA	11. AT LOUISIANA (FEB. 8, 2021)
3FG	2. VS. TEXAS A&M-COMMERCE (NOV. 25, 2020)
3FGA	3. VS. TEXAS A&M-COMMERCE (NOV. 25, 2020)
FT	5. 2X. LAST AT GRAMBLING (NOV. 18, 2019)
FTA	6. 2X. LAST AT GRAMBLING (NOV. 18, 2019)
REBOUNDS	11. VS. TEXAS A&M-COMMERCE (NOV. 25, 2020)
ASSISTS	4. VS. CHICAGO STATE (NOV. 9, 2019)
STEALS	4. 2X. LAST VS. CHICAGO STATE (NOV. 9, 2019)
BLOCKS	2. 4X. LAST VS. GEORGIA SOUTHERN (FEB. 29, 2020)
DOUBLE-DOUBLES	1. VS. TEXAS A&M-COMMERCE (NOV. 25, 2020)

GAME-BY-GAME STATS

Opponent	Date	GS	MIN	Total		3-Pointers		Free throws		Rebounds				PF	A	TO	BLK	STL	PTS	AVG
				FG-FGA	PCT	3FG-3FGA	PCT	FT-FTA	PCT	OFF	DEF	TOT	AVG							
Baylor	11/11/2021		23:42	0-3	.000	0-2	.000	0-0	.000	1	4	5	5.0	3	1	2	1	3	0	0.0
Sam Houston	11/13/2021		22:50	2-5	.400	1-2	.500	0-0	.000	1	5	6	5.5	2	3	1	0	1	5	2.5
Houston	11/17/2021	*	29:59	1-5	.200	0-2	.000	0-0	.000	1	6	7	6.0	1	7	3	1	2	2	2.3
at North Texas	11/20/2021	*	27:20	3-6	.500	1-2	.500	0-0	.000	1	6	7	6.3	2	6	1	1	0	7	3.5
at UNLV	11/27/2021	*	25:27	2-8	.250	0-4	.000	0-0	.000	1	8	9	6.8	1	8	2	1	1	4	3.6
vs Kansas City	11/28/2021	*	13:21	0-2	.000	0-1	.000	0-0	.000	0	0	0	5.7	5	4	0	0	1	0	3.0
South Fla.	12/02/2021	*	27:44	2-5	.400	0-1	.000	2-2	1.000	3	3	6	5.7	1	4	4	0	0	6	3.4
Rice	12/04/2021	*	23:10	3-6	.500	0-2	.000	0-0	.000	0	4	4	5.5	3	7	2	2	1	6	3.8
Totals		6	193:34	13-40	.325	2-16	.125	2-2	1.000	8	36	44	5.5	18	40	15	6	9	30	3.8

CAREER STATS

Season	GP-GS	Min/Avg	Total		3-Ptr		F-Throws		Rebounds				PF	FO	A	TO	Blk	Stl	Pts	Avg
			FG-FGA	Pct	FG-FGA	Pct	FT-FTA	Pct	Off	Def	Tot	Avg								
2018-19	32-30	858/26.8	79-184	.429	4-20	.200	9-16	.563	66	174	240	7.5	96	2	142	68	29	74	171	5.3
2019-20	32-31	843/26.3	46-119	.387	5-20	.250	12-27	.444	47	169	216	6.8	81	2	130	77	18	55	109	3.4
2020-21	20-11	495/24.8	38-99	.384	19-49	.388	17-24	.708	15	65	80	4.0	48	3	97	45	13	42	112	5.6
2021-22	8-6	193/24.1	13-40	.325	2-16	.125	2-2	1.000	8	36	44	5.5	18	1	40	15	6	9	30	3.8
Total	92-78	2389/26.0	176-442	.398	30-105	.286	40-69	.580	136	444	580	6.3	243	8	409	205	66	180	422	4.6

GAME-BY-GAME STATS

Opponent	Date	GS	MIN	Total		3-Pointers		Free throws		Rebounds				PF	A	TO	BLK	STL	PTS	AVG
				FG-FGA	PCT	3FG-3FGA	PCT	FT-FTA	PCT	OFF	DEF	TOT	AVG							
Baylor	11/11/2021		23:39	2-6	.333	0-0	.000	2-4	.500	1	1	2	2.0	0	1	0	1	0	6	6.0
Sam Houston	11/13/2021		15:45	1-1	1.000	0-0	.000	0-1	.000	0	4	4	3.0	1	0	0	0	0	2	4.0
Houston	11/17/2021		15:05	0-3	.000	0-1	.000	0-0	.000	1	3	4	3.3	1	0	1	1	0	0	2.7
at North Texas	11/20/2021		14:37	3-4	.750	0-1	.000	0-0	.000	2	3	5	3.8	2	2	1	0	0	6	3.5
at UNLV	11/27/2021		12:12	0-2	.000	0-0	.000	0-2	.000	1	2	3	3.6	2	1	0	0	0	0	2.8
vs Kansas City	11/28/2021		20:22	1-4	.250	0-0	.000	0-0	.000	2	1	3	3.5	3	0	3	0	0	2	2.7
South Fla.	12/02/2021		18:50	3-4	.750	0-0	.000	0-0	.000	0	4	4	3.6	2	2	0	0	0	6	3.1
Rice	12/04/2021		17:11	1-3	.333	0-1	.000	1-2	.500	1	2	3	3.5	1	1	0	1	0	3	3.1
Totals		0	137:41	11-27	.407	0-3	.000	3-9	.333	8	20	28	3.5	12	7	6	4	0	25	3.1

CAREER STATS

Season	GP-GS	Min/Avg	Total		3-Ptr		F-Throws		Rebounds				PF	FO	A	TO	Blk	Stl	Pts	Avg
			FG-FGA	Pct	FG-FGA	Pct	FT-FTA	Pct	Off	Def	Tot	Avg								
2018-19	23-0	125/5.4	13-31	.419	1-3	.333	11-21	.524	8	32	40	1.7	16	0	7	8	6	10	38	1.7
2019-20	32-2	376/11.8	40-91	.440	3-8	.375	17-30	.567	28	56	84	2.6	55	3	24	31	13	15	100	3.1
2020-21	19-3	391/20.6	31-83	.373	4-17	.235	13-22	.591	36	58	94	4.9	32	0	16	21	6	5	79	4.2
2021-22	8-0	138/17.3	11-27	.407	0-3	.000	3-9	.333	8	20	28	3.5	12	0	7	6	4	0	25	3.1
Total	82-5	1030/12.6	95-232	.409	8-31	.258	44-82	.537	80	166	246	3.0	115	3	54	66	29	30	242	3.0

LADY MAVS OVERALL STATS

Game Records

Record	Overall	Home	Away	Neutral
ALL GAMES	6-2	4-1	2-0	0-1
CONFERENCE	0-0	0-0	0-0	0-0
NON-CONFERENCE	6-2	4-1	2-0	0-1

Score by Periods

Team	1st	2nd	3rd	4th	OT	TOT
UT Arlington	142	110	145	143	15	555
Opponents	133	137	122	150	11	553

Team Box Score

No.	Player	Total			3-Point			F-Throw		Rebounds				Other Stats								
		GP-GS	MIN	AVG	FG-FGA	FG%	3FG-3FGA	3FG%	FT-FTA	FT%	OFF	DEF	TOT	AVG	PF	DQ	A	TO	BLK	STL	PTS	AVG
4	JACOBS, Starr	8-8	245:37	30.7	71-117	.607	0-2	.000	16-34	.471	17	32	49	6.1	14	0	15	22	4	24	158	19.8
21	MILTON, Terry	8-8	258:57	32.4	36-80	.450	2-5	.400	27-31	.871	10	24	34	4.3	16	0	34	14	1	11	101	12.6
24	BENJAMIN, De'Sha	8-8	221:55	27.7	31-73	.425	9-27	.333	16-18	.889	1	19	20	2.5	17	0	10	20	3	3	87	10.9
20	CHASTAIN, Claire	8-8	246:20	30.8	19-73	.260	6-35	.171	32-38	.842	8	23	31	3.9	19	0	12	9	5	2	76	9.5
34	SMITH, Shyia	3-2	54:25	18.1	4-7	.571	0-2	.000	10-14	.714	3	5	8	2.7	9	0	1	8	0	2	18	6.0
41	FERRELL, Katie	8-6	193:34	24.2	13-40	.325	2-16	.125	2-2	1.000	8	36	44	5.5	18	1	40	15	6	9	30	3.8
45	HALVERSON, Emma	8-0	137:41	17.2	11-27	.407	0-3	.000	3-9	.333	8	20	28	3.5	12	0	7	6	4	0	25	3.1
23	HAWKINS, Camryn	8-0	135:17	16.9	8-27	.296	6-22	.273	1-2	.500	5	10	15	1.9	9	0	6	2	0	4	23	2.9
32	TURNER, Jordyn	7-0	51:25	7.3	5-10	.500	1-2	.500	8-8	1.000	5	10	15	2.1	11	0	1	3	0	0	19	2.7
2	JONES, Reniya	8-0	67:11	8.4	4-15	.267	3-8	.375	2-2	1.000	1	3	4	0.5	12	0	3	5	0	1	13	1.6
1	CHANEY, Olympia	5-0	35:07	7.0	1-9	.111	0-3	.000	3-4	.750	1	5	6	1.2	4	0	1	4	0	2	5	1.0
0	MOSLEY, Stephanie	2-0	02:32	1.3	0-2	.000	0-0	.000	0-0	.000	1	0	1	0.5	1	0	0	0	0	0	0	0.0
Team											11	27	38					3				
Total		8	1650		203-480	.423	29-125	.232	120-162	.741	79	214	293	36.6	142	1	130	111	23	58	555	69.4
Opponents		8	1650		204-507	.402	52-168	.310	93-129	.721	106	218	324	40.5	136	3	108	125	15	57	553	69.1

Team Statistics

	UTA	OPP
Scoring	555	553
Points per game	69.4	69.1
Scoring margin	+0.3	-
Field goals-att	203-480	204-507
Field goal pct	.423	.402
3 point fg-att	29-125	52-168
3-point FG pct	.232	.310
3-pt FG made per game	3.6	6.5
Free throws-att	120-162	93-129
Free throw pct	.741	.721
F-Throws made per game	15.0	11.6
Rebounds	293	324
Rebounds per game	36.6	40.5
Rebounding margin	-3.9	-
Assists	130	108
Assists per game	16.3	13.5
Turnovers	111	125
Turnovers per game	13.9	15.6
Turnover margin	+1.8	-
Assist/turnover ratio	1.2	0.9
Steals	58	57
Steals per game	7.3	7.1
Blocks	23	15
Blocks per game	2.9	1.9
Winning streak	2	-
Home win streak	4	-
Attendance	5385	1875
Home games-Avg/Game	5-1077	2-938
Neutral site-Avg/Game	-	1-471

Team Results

Date	Opponent		Score	Att.
11/11/2021	Baylor	L	54-81	2182
11/13/2021	Sam Houston	W	72-54	1008
11/17/2021	Houston	Wot	69-66	885
11/20/2021	at North Texas	Wot	75-74	1376
11/27/2021	at UNLV	W	75-72	499
11/28/2021	vs Kansas City	L	76-85	471
12/02/2021	South Fla.	W	61-56	630
12/04/2021	Rice	W	73-65	680

LADY MAVS GAME-BY-GAME STATS

Opponent	Date	Score		Total		3-Pointers		Free throws		Rebounds										
				FG-FGA	PCT	3FG-3FGA	PCT	FT-FTA	PCT	OFF	DEF	TOT	AVG	PF	A	TO	BLK	STL	PTS	AVG
Baylor	11/11/2021	54-81	L	19-60	.317	1-17	.059	15-21	.714	14	23	37	37.0	23	9	14	4	5	54	54.0
Sam Houston	11/13/2021	72-54	W	24-51	.471	4-13	.308	20-28	.714	10	29	39	38.0	21	17	19	2	11	72	63.0
Houston	11/17/2021	69-66	Wot	24-63	.381	3-16	.188	18-25	.720	13	27	40	38.7	14	19	18	5	11	69	65.0
at North Texas	11/20/2021	75-74	Wot	28-65	.431	8-21	.381	11-15	.733	10	26	36	38.0	18	18	16	2	5	75	67.5
at UNLV	11/27/2021	75-72	W	28-63	.444	5-17	.294	14-19	.737	7	27	34	37.2	16	16	10	2	9	75	69.0
vs Kansas City	11/28/2021	76-85	L	30-63	.476	3-16	.188	13-17	.765	9	17	26	35.3	24	14	9	0	9	76	70.2
South Fla.	12/02/2021	61-56	W	23-52	.442	0-8	.000	15-20	.750	8	33	41	36.1	10	17	13	2	1	61	68.9
Rice	12/04/2021	73-65	W	27-63	.429	5-17	.294	14-17	.824	8	32	40	36.6	16	20	12	6	7	73	69.4
Total		555		203-480	.423	29-125	.232	120-162	.741	79	214	293	36.6	142	130	111	23	58	555	69.4
Opponents		553		204-507	.402	52-168	.310	93-129	.721	106	218	324	40.5	136	108	125	15	57	553	69.1

UT Arlington Averages

Games Played	Points/game	FG Pct	3FG Pct	FT Pct	Rebounds/game	Assists/game	Turnovers/game	Assist/Turnover ratio	Steals/game	Blocks/game
8	69.4	42.3	23.2	74.1	36.6	16.3	13.9	1.2	7.3	2.9



BOX SCORES



Official Basketball Box Score - Final
Baylor at UT Arlington
 11/13/21 College Park Center, Arlington, Texas
 2021-22 Women's Basketball

Game Time: 6:00 PM
 Game Duration: 1:57
 Attendance: 2,182

Officials: Brian Hall, Chaney Muench, Stephanie Bakstade

Baylor - 81

NO.	Name	Min	FG		3P		FT		Rebounds		Fouls		TP	AS	TO	ST	Blocks			+/-	
			M/A	M/A	M/A	M/A	OR	DR	FF	FD	BS	BA					BL				
1	Nalyssa Smith	F 29:00	8-9	0-0	5-5	11	16	3	6	21	1	5	2	2	2	0	0	29			
4	Queen Epbo	C 19:03	3-5	0-0	0-0	1	3	4	2	1	6	1	2	1	1	0	0	8			
3	Jordan Lewis	G 31:02	4-9	3-7	1-2	0	2	2	2	12	2	12	4	1	0	0	0	24			
21	Jai'Mee Asberry	G 27:02	6-15	5-11	0-0	1	0	1	1	4	17	2	1	0	0	0	0	26			
24	Sarah Andrews	G 30:58	5-15	1-5	4-5	1	5	6	2	3	15	3	0	1	0	1	0	26			
51	Callin Bickle	G 28:36	2-4	0-0	3-3	5	8	1	6	7	3	2	0	2	1	0	1	18			
10	Jaden Owens	24:01	1-4	0-2	1-2	0	2	3	2	1	3	2	1	0	0	0	0	9			
22	Kamaria McDaniel	04:20	0-1	0-0	0-0	0	1	1	0	0	0	0	0	0	0	0	0	-1			
25	Kendra Gillispie	03:21	0-1	0-0	0-0	0	1	2	0	0	0	0	0	0	0	0	0	-1			
11	Andrea Katramados	02:37	0-0	0-0	0-0	0	0	0	0	0	0	0	0	0	0	0	0	-3			
Team																					
Totals			29-63	9-25	14-17	12	30	42	16	23	81	16	13	4	6	4	0	27			

Technical Fouls: NONE

Shooting By Period

1 st FG%	9-19	47.4%
3PT%	4-9	44.4%
FT%	2-2	100%
2 nd FG%	5-13	38.5%
3PT%	1-5	20.0%
FT%	3-5	60%
3 rd FG%	6-13	46.2%
3PT%	2-6	33.3%
FT%	6-7	85.7%
4 th FG%	9-18	50.0%
3PT%	2-5	40.0%
FT%	3-3	100%
GM FG%	29-63	46.0%
3PT%	9-25	36.0%
FT%	14-17	82.4%

Dead Ball Rebounds: 2, 0



Official Basketball Box Score - Final
Sam Houston at UT Arlington
 11/13/21 College Park Center, Arlington, Texas
 2021-22 Women's Basketball

Game Time: 2:00 PM
 Game Duration: 3:15
 Attendance: 1,008

Officials: Eric Baker, Symbi Tuttle, Nicole Brannon

Sam Houston - 54

NO.	Name	Min	FG		3P		FT		Rebounds		Fouls		TP	AS	TO	ST	Blocks			+/-	
			M/A	M/A	M/A	M/A	OR	DR	FF	FD	BS	BA					BL				
11	Courtney Cleveland	F 40:00	3-12	0-2	1-2	1	3	4	2	4	7	4	2	1	1	0	0	18			
21	Madeilyn Batista	F 32:33	6-9	0-1	2-4	7	2	9	4	4	14	0	3	1	1	0	0	-14			
10	Faith Cook	G 37:55	6-15	4-7	3-5	1	2	3	0	7	19	3	4	2	0	0	0	-15			
12	Damaya Telemague	G 28:30	3-10	0-1	3-4	0	4	4	2	9	2	3	4	0	1	0	0	-7			
13	Kaylee Jefferson	G 15:43	0-3	0-0	0-0	0	1	1	5	1	0	0	0	1	0	0	0	-12			
14	Raeesa Smith	G 04:26	0-1	0-0	0-0	0	1	1	1	0	0	0	0	1	0	0	0	-4			
24	LeAndra Echli	13:31	0-1	0-0	0-0	0	1	1	3	2	0	1	3	0	0	0	-7				
0	Sydney Kemp	21:44	1-4	0-0	3-4	0	1	1	2	1	5	0	1	2	0	0	-14				
5	Shuntori Rogers	02:14	0-0	0-0	0-0	0	0	0	0	0	0	0	0	0	0	0	0	-4			
15	Devyn Wilson	01:33	0-0	0-0	0-0	0	0	0	0	1	0	0	0	0	0	0	0	-4			
22	Braylin Dollar	01:50	0-0	0-0	0-0	0	1	1	0	0	0	0	0	0	0	0	0	-3			
Team																					
Totals			19-55	4-11	12-19	11	21	32	22	21	54	10	19	11	1	2	1	18			

Technical Fouls: NONE

Shooting By Period

1 st FG%	5-17	29.4%
3PT%	2-4	50.0%
FT%	2-4	50%
2 nd FG%	4-10	40.0%
3PT%	0-2	0.0%
FT%	3-4	75%
3 rd FG%	7-16	43.8%
3PT%	1-3	33.3%
FT%	2-2	100%
4 th FG%	3-12	25.0%
3PT%	1-2	50.0%
FT%	5-9	55.6%
GM FG%	19-55	34.5%
3PT%	4-11	36.4%
FT%	12-19	63.2%

Dead Ball Rebounds: 3, 1

UT Arlington - 54

NO.	Name	Min	FG		3P		FT		Rebounds		Fouls		TP	AS	TO	ST	Blocks			+/-	
			M/A	M/A	M/A	M/A	OR	DR	FF	FD	BS	BA					BL				
4	Starr Jacobs	F 21:50	6-9	0-1	2-3	1	3	4	2	3	14	1	2	0	1	2	0	17			
34	Shyia Smith	F 23:01	1-3	0-1	1-4	1	2	3	4	2	3	0	2	0	0	0	0	-9			
20	Claire Chastain	G 24:17	2-6	1-2	0-0	1	1	3	0	5	0	0	0	1	1	0	0	-21			
21	Terryn Milton	G 32:00	2-11	0-1	4-4	3	5	8	3	2	8	5	2	1	0	1	0	-28			
24	De'Sha Benjamin	G 23:42	3-11	0-4	2-2	0	2	2	4	2	8	1	4	0	0	2	0	-24			
41	Katie Ferrell	23:42	0-3	0-2	0-0	1	4	5	3	2	0	1	2	3	1	0	0	-1			
45	Emma Halverson	23:39	2-6	0-0	2-4	1	2	0	6	1	0	0	0	0	1	0	0	-24			
23	Camryn Hawkins	14:36	2-7	0-5	0-0	4	1	5	1	4	0	0	0	1	0	0	0	-10			
32	Jordyn Turner	04:16	0-1	0-0	4-4	1	3	4	1	2	4	0	1	0	0	0	0	-2			
1	Olympia Chaney	05:36	1-2	0-0	0-0	1	0	1	0	2	0	0	0	0	0	0	0	-1			
2	Reniya Jones	03:21	0-1	0-1	0-0	0	0	0	1	0	0	0	0	0	0	0	0	-1			
Team																					
Totals			19-60	1-17	15-21	14	23	37	23	16	54	9	14	5	4	6	2	7			

Technical Fouls: NONE

Shooting By Period

1 st FG%	6-16	37.5%
3PT%	0-2	0.0%
FT%	3-4	75%
2 nd FG%	7-17	41.2%
3PT%	1-5	20.0%
FT%	2-3	66.7%
3 rd FG%	4-14	28.6%
3PT%	0-7	0.0%
FT%	1-2	50%
4 th FG%	2-13	15.4%
3PT%	0-3	0.0%
FT%	9-12	75%
GM FG%	19-60	31.7%
3PT%	1-17	5.9%
FT%	15-21	71.4%

Dead Ball Rebounds: 2, 0

UT Arlington - 72

NO.	Name	Min	FG		3P		FT		Rebounds		Fouls		TP	AS	TO	ST	Blocks			+/-		
			M/A	M/A	M/A	M/A	OR	DR	FF	FD	BS	BA					BL					
4	Starr Jacobs	F 29:11	11-16	0-0	4-9	2	1	3	2	7	26	1	3	4	2	0	0	17				
34	Shyia Smith	F 14:38	2-3	0-1	8-8	1	2	3	2	6	12	0	4	2	0	0	0	-4				
20	Claire Chastain	G 27:50	4-9	2-6	4-5	2	2	4	3	4	14	1	3	0	1	0	0	7				
21	Terryn Milton	G 29:50	3-8	0-1	1-1	0	4	4	2	1	7	9	1	3	0	0	0	0	-17			
24	De'Sha Benjamin	G 17:38	0-2	0-0	0-0	1	2	3	3	0	0	1	3	0	0	0	0	-4				
41	Katie Ferrell	22:50	2-5	1-2	0-0	1	5	6	2	0	5	3	1	1	0	0	0	-6				
23	Camryn Hawkins	13:55	0-1	0-1	0-0	1	1	2	2	0	0	1	0	0	0	0	0	0	-5			
32	Jordyn Turner	05:21	1-1	1-1	0-0	0	2	2	0	0	3	0	0	0	0	0	0	0	-4			
45	Emma Halverson	15:45	1-1	0-0	0-1	0	4	4	1	2	0	0	0	0	0	0	0	0	-12			
2	Reniya Jones	08:00	0-3	0-1	0-0	1	1	2	0	0	1	2	0	0	0	0	0	0	-5			
1	Olympia Chaney	14:16	0-1	0-0	3-4	0	1	2	2	3	3	0	2	1	0	0	0	0	-16			
0	Stephanie Mosley	00:46	0-1	0-0	0-0	1	0	1	0	0	0	0	0	0	0	0	0	0	-1			
Team																						
Totals			24-51	4-13	20-28	10	29	39	21	22	72	17	19	11	2	1	18					

BOX SCORES



Official Basketball Box Score - Final
UT Arlington at UNLV
11/27/21 Cox Pavilion, Las Vegas
2021-22 Women's Basketball

Game Time: 12:00 PM
Game Duration: 1:49
Attendance: 111

Officials: Randy Campbell, Gator Parrish, Mollie Kaye Mueller

UT Arlington - 75 Record: 4-1

NO.	Name	Min	FG		3P		FT		Rebounds		Fouls		TP	AS	TO	ST	Blocks		+/-	
			M	A	M	A	O	R	O	T	O	R					T	O		O
4	Starr Jacobs	F 33:35	14	24	0	1	0	2	4	5	9	1	3	28	1	3	4	0	0	8
41	Katie Ferrell	F 25:27	2	8	0	4	0	0	1	8	9	1	0	4	8	2	1	1	0	9
20	Claire Chastain	G 36:06	3	6	1	2	8	9	0	3	3	4	5	10	0	0	0	0	3	
21	Terryn Milton	G 32:58	3	7	0	0	4	4	1	1	2	3	3	10	3	1	2	0	0	9
24	De'Sha Benjamin	G 31:24	3	9	2	5	2	2	1	2	10	2	4	2	4	2	1	0	1	
45	Emma Halverson	G 12:12	0	2	0	0	2	2	2	1	0	1	0	0	0	0	0	0	-4	
2	Reniya Jones	06:22	1	2	1	1	0	0	1	2	0	3	0	0	0	0	0	0	-6	
23	Camryn Hawkins	18:11	1	4	1	4	0	2	2	2	0	2	0	3	1	0	0	0	-1	
32	Jordyn Turner	03:45	1	1	0	0	0	0	0	0	0	2	0	0	0	0	0	0	-6	
Team																				
Totals			28	63	5	17	14	19	7	27	34	16	14	75	16	10	9	2	0	3

Shooting By Period

1st FG%	9-15	60.0%
3PT%	3-4	75.0%
FT%	3-3	100%
2nd FG%	5-16	31.3%
3PT%	0-5	0%
FT%	0-0	0%
3rd FG%	8-19	42.1%
3PT%	1-7	14.3%
FT%	0-0	0%
4th FG%	6-13	46.2%
3PT%	1-1	100%
FT%	11-16	68.8%
GM FG%	28-63	44.4%
3PT%	5-17	29.4%
FT%	14-19	73.7%

Dead Ball Rebounds: 3, 0

Technical Fouls: NONE



Official Basketball Box Score - Final
UT Arlington at Kansas City
11/28/21 Cox Pavilion, Las Vegas
2021-22 Women's Basketball

Game Time: 2:30 PM
Game Duration: 1:48
Attendance: 471

Officials: Gator Parrish, Mollie Kaye Mueller, Ripa Vasquez

UT Arlington - 75 Record: 4-2

NO.	Name	Min	FG		3P		FT		Rebounds		Fouls		TP	AS	TO	ST	Blocks		+/-	
			M	A	M	A	O	R	O	T	O	R					T	O		O
4	Starr Jacobs	F 35:20	12	17	0	0	3	5	4	0	4	3	3	27	2	1	3	0	1	5
41	Katie Ferrell	F 13:21	0	2	0	1	0	0	0	0	0	5	0	4	0	1	0	0	0	-7
20	Claire Chastain	G 28:00	0	10	0	6	2	2	0	4	4	2	1	2	0	2	1	0	0	-5
21	Terryn Milton	G 38:13	8	13	0	0	2	2	3	5	2	4	18	7	0	1	0	0	0	-6
24	De'Sha Benjamin	G 29:26	7	13	1	5	5	5	0	4	4	5	20	0	2	1	0	0	0	-5
45	Emma Halverson	G 20:22	1	4	0	0	0	0	2	1	3	3	2	0	0	0	0	0	0	-12
2	Reniya Jones	06:02	0	0	0	0	0	0	0	0	0	1	0	0	0	0	0	0	0	-11
23	Camryn Hawkins	19:29	2	4	2	4	1	2	1	1	1	7	1	1	2	0	0	0	9	
32	Jordyn Turner	09:47	0	0	0	0	0	0	2	2	3	1	0	0	0	0	0	0	-11	
Team																				
Totals			30	63	3	16	13	17	9	17	26	24	17	76	14	9	9	0	1	-9

Shooting By Period

1st FG%	13-17	76.5%
3PT%	3-4	75.0%
FT%	0-0	0%
2nd FG%	5-15	33.3%
3PT%	0-3	0.0%
FT%	4-4	100%
3rd FG%	8-16	50.0%
3PT%	0-2	0.0%
FT%	1-3	33.3%
4th FG%	4-15	26.7%
3PT%	0-7	0.0%
FT%	8-10	80%
GM FG%	30-63	47.6%
3PT%	3-16	18.8%
FT%	13-17	76.5%

Dead Ball Rebounds: 1, 0

Technical Fouls: NONE

UNLV - 72 Record: 3-2

NO.	Name	Min	FG		3P		FT		Rebounds		Fouls		TP	AS	TO	ST	Blocks		+/-	
			M	A	M	A	O	R	O	T	O	R					T	O		O
1	Nneka Obiazor	F 28:23	7	12	0	1	1	1	3	8	11	1	15	2	1	0	0	0	3	
20	Khayla Rooks	F 21:23	2	6	0	1	0	2	2	4	2	2	0	4	2	2	0	0	0	-10
5	Jadil Thomas	G 13:49	0	3	0	2	0	2	2	1	0	0	0	0	0	0	0	0	-13	
11	Justice Ethridge	G 25:54	4	7	0	3	0	0	1	0	1	1	0	8	1	1	2	0	0	-7
24	Essence Booker	G 36:20	4	14	2	5	4	4	0	5	5	2	6	14	7	2	3	0	2	-2
23	Desi-Rae Young	26:33	8	14	0	3	4	4	4	19	2	3	1	0	0	0	0	0	2	
3	Klara Jackson	13:18	0	3	0	3	0	0	1	0	0	0	2	2	0	0	0	0	2	
15	Keyana Willard	03:37	1	1	0	0	2	1	0	1	0	1	0	0	0	0	0	0	0	
3	Klara Jackson	13:18	0	3	0	3	0	0	1	0	0	0	2	2	0	0	0	0	2	
12	Alyssa Durazo-Frescas	24:13	2	3	2	3	2	2	2	8	1	2	0	0	0	0	0	0	9	
2	Kanadee Winfrey	06:30	0	1	0	0	0	0	1	2	3	0	1	0	2	1	0	0	1	
Team																				
Totals			29	64	4	17	12	13	9	30	39	14	16	72	19	14	6	0	2	-3

Shooting By Period

1st FG%	7-19	36.8%
3PT%	0-5	0.0%
FT%	2-2	100%
2nd FG%	10-17	58.8%
3PT%	3-5	60.0%
FT%	1-1	100%
3rd FG%	5-13	38.5%
3PT%	0-2	0.0%
FT%	5-6	83.3%
4th FG%	6-15	40.0%
3PT%	1-5	20.0%
FT%	4-4	100%
GM FG%	29-64	45.3%
3PT%	4-17	23.5%
FT%	12-13	92.3%

Dead Ball Rebounds: 1, 0

Technical Fouls: NONE

	UTA	UNLV
Biggest lead	10 (1 st 0:37)	8 (2 nd 0:29)
Best Scoring Run	10 (1 st 0:37)	12 (2 nd 2:46)
Lead Changes	4	
Times Tied	6	
Time with Lead	18:38	17:28

Points from Turnovers	UTA	UNLV
	17	14
Paint	42	46
Second Chance	8	9
Fast Breaks	14	11
Bench	8	31

Period by Period Scoring	1st	2nd	3rd	4th	TOT
UTA	24	10	17	24	75
UNLV	16	24	15	17	72

Kansas City - 85 Record: 6-1

NO.	Name	Min	FG		3P		FT		Rebounds		Fouls		TP	AS	TO	ST	Blocks		+/-	
			M	A	M	A	O	R	O	T	O	R					T	O		O
1	Brooklyn McDavid	F 16:01	0	2	0	0	2	1	1	2	2	4	0	3	3	0	0	0	0	-3
4	Klara Bradley	F 40:00	4	7	4	6	1	2	1	8	9	2	3	13	5	3	1	0	0	9
23	Paige Bradford	F 34:05	5	10	0	1	0	0	3	10	13	3	3	10	0	4	0	1	0	12
3	Nasim Alhatis	G 37:52	12	19	6	7	8	9	2	4	5	7	38	7	3	3	0	0	7	
21	Mandy Williams	G 22:18	3	6	2	5	3	0	2	2	1	2	11	0	1	0	0	0	-10	
35	Dani Winslow	28:15	3	6	0	0	3	5	2	2	4	3	4	9	1	2	0	0	11	
12	Ravon Nero	21:29	1	3	0	2	2	2	1	1	1	1	4	3	1	0	0	0	19	
Team																				
Totals			28	63	12	21	17	23	11	27	38	17	24	85	19	17	6	1	0	9

Shooting By Period

1st FG%	9-12	75.0%
3PT%	5-6	83.3%
FT%	5-5	100%
2nd FG%	5-16	31.3%
3PT%	2-6	33.3%
FT%	4-5	80%
3rd FG%	5-13	38.5%
3PT%	2-6	33.3%
FT%	3-7	42.9%
4th FG%	9-12	75.0%
3PT%	3-3	100%
FT%	5-6	83.3%
GM FG%	28-63	52.8%
3PT%	12-21	57.1%
FT%	17-23	73.9%

Dead Ball Rebounds: 3, 0

Technical Fouls: NONE

	UTA	UMKC
Biggest lead	6 (1 st 2:51)	12 (4 th 3:05)
Best Scoring Run	9 (3 rd 2:08)	12 (2 nd 6:34)
Lead Changes	17	
Times Tied	8	
Time with Lead	12:06	25:15

Points from Turnovers	UTA	UMKC
	14	17
Paint	44	28
Second Chance	13	13
Fast Breaks	9	13
Bench	9	13

Period by

SINGLE-GAME RECORDS (INDIVIDUAL)

POINTS				FIELD GOAL PERCENTAGE (Min. 5 Made)			
Pts	Player	Opponent	Date	Pct. (FG-A)	Player	Opponent	Date
1. 44	Carolyn Smith	vs. Texas Wesleyan	Feb. 04, 1978	1. 1.000 (8-8)	Rebekah VanDijk	at Georgia Southern	Jan. 27, 2018
2. 36	Terra Wallace	at Texas A&M-Corpus Christi	Jan. 20, 2007	1.000 (6-6)	Claire Chastain	at San Francisco	Nov. 25, 2018
	Natasha Johnson	at ULM	Feb. 02, 1995	1.000 (6-6)	Tamara Simmons	vs. Texas A&M-Corpus Christi	Mar. 10, 2009
4. 34	Rebekah VanDijk	at Seton Hall	Nov. 27, 2016	1.000 (6-6)	Sheena Johnson	Southeastern Louisiana	Feb. 07, 2004
	Candice Champion	at Texas A&M-Corpus Christi	Mar. 07, 2009	1.000 (5-5)	Cierra Johnson	Georgia Southern	Jan. 24, 2019
	Desherra Nwanguma	Louisiana	Feb. 06, 2014	6. 91.7 (11-12)	Marie Benson	at Grambling	Nov. 18, 2019
	Terra Wallace	at UTSA	Feb. 16, 2006	91.7 (11-12)	Rebekah VanDijk	at Arkansas State	Jan. 12, 2018
	Jalila Darez	vs. Arkansas-Pine Bluff	Nov. 20, 1999	91.7 (11-12)	Renee Wharekura	Lamar	Jan. 29, 2000
	Tracy Burr	North Texas	Mar. 03, 1988	9. 90.9 (10-11)	Marie Benson	Louisiana	Jan. 16, 2020
10. 33	Rebekah VanDijk	Texas State	Mar. 01, 2016	90.9 (10-11)	Misty Dossey	Chicago State	Nov. 09, 2019
	Meghan Nelson	Stephen F. Austin	Jan. 20, 2010	90.9 (10-11)	Rebekah VanDijk	Arkansas State	Jan. 21, 2016
	Sonia Wagoner	Baylor	Nov. 27, 1990	90.9 (10-11)	Erin Dixon	Midwestern State	Nov. 26, 2008
	Camellia Bowen	Texas State	Jan. 28, 1989	13. 90.0 (9-10)	Rebekah VanDijk	vs. Houston Baptist	Nov. 16, 2014
14. 32	Briana Walker	Abilene Christian	Nov. 27, 2013				
	Meghan Nelson	at Nicholls	Mar. 03, 2010				
	Terra Wallace	McNeese State	Mar. 06, 2006				
	Camellia Bowen	at Oklahoma	Jan. 03, 1990				
	Tracy Burr	UTSA	Feb. 15, 1988				
19. 31	Cierra Johnson	Troy	Mar. 02, 2019				
	Rebekah VanDijk	at Arkansas State	Jan. 12, 2018				
	Briana Walker	at Houston Baptist	Nov. 08, 2013				
	Terra Wallace	vs. Troy	Dec. 16, 2005				
23. 30	Marie Benson	Louisiana	Jan. 16, 2020				
	Rebekah VanDijk	at Texas State	Jan. 07, 2017				
	Tamara Simmons	at Oklahoma State	Nov. 22, 2010				
	Shayln Martin	at Nicholls	Mar. 03, 2010				
	Rola Ogunoye	Texas State	Feb. 21, 2004				
	Stacie Terry	UTRGV	Jan. 26, 1998				
	Natasha Johnson	New Mexico	Nov. 26, 1995				
	Natasha Johnson	at Texas State	Feb. 28, 1995				

FIELD GOALS MADE				3-POINTERS MADE			
FG	Player	Opponent	Date	No.	Player	Opponent	Date
1. 18	Carolyn Smith	Texas Wesleyan	Jan. 15, 1978	1. 8	Kim (Cann) Pruitt	Sam Houston State	Jan. 21, 1993
2. 15	Candice Champion	Texas A&M-Corpus Christi	Mar. 07, 2009	2. 7	LaShanda Green	Georgia State	Dec. 30, 2015
3. 14	Starr Jacobs	at UNLV	Nov. 27, 2021	3. 6	Amara Wainwright	South Alabama	Mar. 03, 2016
	Rebekah VanDijk	at Seton Hall	Nov. 27, 2016	6	Amara Wainwright	Arkansas State	Jan. 21, 2016
	Shayln Martin	at Nicholls	Mar. 03, 2010	6	Laila Suleiman	at Louisiana	Jan. 11, 2014
6. 13	Rebekah VanDijk	at Texas State	Jan. 07, 2017	6	Tabitha Wesley	at Stephen F. Austin	Feb. 24, 2005
	Desherra Nwanguma	Louisiana	Feb. 06, 2014	6	Tabitha Wesley	at Florida State	Dec. 18, 2004
	Meghan Nelson	Stephen F. Austin	Jan. 20, 2010	6	LaToya Lewis	at Stephen F. Austin	Jan. 24, 2004
9. 12	Starr Jacobs	vs. Kansas City	Nov. 28, 2021	9. 5	Claire Chastain	at Appalachian State	Jan. 09, 2020
	Marie Benson	at ULM	Mar. 07, 2020	5	Brooke Alexander	Georgia Southern	Jan. 24, 2019
	Rebekah VanDijk	ULM	Jan. 20, 2018	5	Lauren Billie	Arkansas	Nov. 14, 2018
	Desherra Nwanguma	at ULM	Jan. 12, 2014	5	Crystal Allen	at Georgia State	Jan. 25, 2018
	Desherra Nwanguma	Idaho	Feb. 14, 2013	5	Christina Devers	at Louisiana	Mar. 04, 2017
	Malaika Green	Memphis	Nov. 21, 2012	5	LaShanda Green	Appalachian State	Feb. 13, 2016
	Tamara Simmons	at Oklahoma State	Nov. 22, 2010	5	Cierra Johnson	at Troy	Jan. 14, 2016
	Terra Wallace	at Texas A&M-Corpus Christi	Jan. 20, 2007	5	Amara Wainwright	Western Kentucky	Dec. 13, 2015
				5	LaShanda Green	at Troy	Jan. 05, 2015
				5	Laila Suleiman	at UTRGV	Dec. 18, 2013
				5	Tamara Simmons	Sam Houston State	Feb. 27, 2010
				5	Tamara Simmons	Lamar	Jan. 13, 2010
				5	Tamara Simmons	at Oklahoma	Dec. 03, 2009
				5	Tamara Simmons	vs. Texas A&M-Corpus Christi	Mar. 10, 2009
				5	Tamara Simmons	at McNeese State	Feb. 11, 2008
				5	Terra Wallace	at Texas A&M-Corpus Christi	Jan. 20, 2007
				5	Maryann Abanobi	at Tulane	Dec. 30, 2006
				5	Terra Wallace	at Lamar	Feb. 18, 2006
				5	Terra Wallace	vs. Troy	Dec. 16, 2005
				5	Terra Wallace	Northwestern State	Mar. 09, 2005
				5	Tabitha Wesley	Northwestern State	Jan. 12, 2005
				5	Krystal Buchanan	vs. Saint Mary's	Dec. 15, 2003

FIELD GOAL ATTEMPTS				3-POINT ATTEMPTS			
FGA	Player	Opponent	Date	No.	Player	Opponent	Date
1. 26	Crystal Allen	at Georgia Tech	Dec. 10, 2017	1. 15	LaToya Lewis	at Northwestern State	Feb. 26, 2004
	Terra Wallace	vs. Texas A&M	Mar. 17, 2007	2. 13	Maryann Abanobi	at Tulane	Dec. 30, 2006
3. 25	Marie Benson	Texas Southern	Dec. 30, 2019	13	Terra Wallace	at Sam Houston State	Jan. 20, 2005
	Terra Wallace	at UTSA	Dec. 16, 2006	4. 12	Amara Wainwright	South Alabama	Mar. 03, 2016
	Terra Wallace	McNeese State	Feb. 02, 2006	12	Maryann Abanobi	Nicholls State	Feb. 23, 2006
	Terra Wallace	vs. Troy	Dec. 16, 2005	12	Terra Wallace	vs. Troy	Dec. 16, 2005
	Terra Wallace	at SMU	Nov. 30, 2005	12	Tabitha Wesley	Stephen F. Austin	Jan. 26, 2005
8. 24	Starr Jacobs	at UNLV	Nov. 27, 2021	12	Tabitha Wesley	Northwestern State	Jan. 12, 2005
	Tamara Simmons	at Sam Houston State	Jan. 23, 2010	9. 11	Tamara Simmons	at McNeese State	Feb. 11, 2009
	Terra Wallace	UTSA	Mar. 08, 2006	11	LaToya Lewis	Sam Houston State	Mar. 03, 2004
	Terra Wallace	at Texas Tech	Dec. 06, 2006				
12. 23	Chaun Williams	Arkansas State	Jan. 10, 2015				
	Terra Wallace	McNeese State	Mar. 06, 2006				
14. 22	Malaika Green	Memphis	Nov. 21, 2012				
	Rosalyn Thorpe	at UTRGV	Dec. 28, 2011				
	Shayln Martin	at Lamar	Jan. 15, 2011				
	Meghan Nelson	Stephen F. Austin	Jan. 20, 2010				
	Terra Wallace	at Northwestern State	Jan. 05, 2006				
	Terra Wallace	at Sam Houston State	Jan. 20, 2005				

3-POINT PERCENTAGE (Min. 5 Made)			
Pct. (FG-A)	Player	Opponent	Date
1. 1.000 (5-5)	Tamara Simmons	at Oklahoma State	Nov. 22, 2010
1.000 (5-5)	Tamara Simmons	vs. Elon	Dec. 20, 2007
3. 88.9 (8-9)	Kim (Cann) Pruitt	Sam Houston State	Jan. 21, 1993
4. 83.3 (5-6)	Claire Chastain	at Appalachian State	Jan. 09, 2020
83.3 (5-6)	Tamara Simmons	Lamar	Jan. 13, 2010
83.3 (5-6)	Terra Wallace	at Lamar	Feb. 18, 2006
83.3 (5-6)	Terra Wallace	Northwestern State	Mar. 09, 2005
83.3 (5-6)	Krystal Buchanan	vs. Saint Mary's	Dec. 15, 2003

SINGLE-GAME RECORDS (INDIVIDUAL)

FREE THROWS MADE

No.	Player	Opponent	Date	
1.	17	Terra Wallace	at UTEP	Dec. 04, 2005
2.	14	Cierra Johnson	Troy	Mar. 02, 2019
3.	13	Meghan Nelson	vs. UTSA	Mar. 09, 2010
13	Jennifer Boniol	Texas A&M-Corpus Christi	Jan. 10, 2000	
5.	12	Christina Devers	Wichita State	Nov. 20, 2016
12	Rebekah VanDijk	South Alabama	Mar. 09, 2017	
12	Briana Walker	Abilene Christian	Nov. 27, 2013	
12	Terra Wallace	at New Mexico State	Dec. 03, 2005	
12	Rola Ogunoye	at Stephen F. Austin	Feb. 24, 2005	
10.	11	Cierra Johnson	at SMU	Dec. 29, 2018
11	Rebekah VanDijk	vs. South Alabama	Mar. 09, 2017	
11	Christina Devers	Wichita State	Nov. 20, 2016	
11	Rebekah VanDijk	Texas State	Mar. 01, 2016	
11	Briana Walker	at Houston Baptist	Nov. 08, 2013	
11	Laila Suleiman	Utah State	Jan. 23, 2013	

FREE THROW ATTEMPTS

No.	Player	Opponent	Date	
1.	23	Terra Wallace	at UTEP	Dec. 04, 2005
2.	18	Briana Walker	Abilene Christian	Nov. 27, 2013
3.	17	Briana Walker	at Houston Baptist	Nov. 08, 2013
17	Meghan Nelson	vs. UTSA	Mar. 09, 2010	
5.	16	Briana Walker	Texas A&M-Corpus Christi	Dec. 21, 2013
6.	15	Cierra Johnson	Troy	Mar. 02, 2019
15	Takiyah Langford	Houston Baptist	Dec. 31, 2011	
15	Terra Wallace	at New Mexico State	Dec. 03, 2005	
9.	14	Marie Benson	Texas Southern	Dec. 30, 2019
14	Marie Benson	Wright State	Dec. 04, 2019	
14	Christina Devers	Wichita State	Nov. 20, 2016	
14	Rebekah VanDijk	Texas State	Mar. 01, 2016	
14	Laila Suleiman	Utah State	Jan. 23, 2013	
14	Terra Wallace	at McNeese State	Mar. 03, 2006	

FREE THROW PERCENTAGE (Min. 10 Attempts)

Pct. (FT-A)	Player	Opponent	Date	
1.	1.000 (10-10)	Cierra Johnson	Stephen F. Austin	Mar. 21, 2019
1.000 (10-10)	Terra Wallace	at UTSA	Feb. 16, 2006	
1.000 (10-10)	Camellia Bowen	at Oklahoma	Jan. 03, 1990	
4.	93.3 (14-15)	Cierra Johnson	Troy	Mar. 02, 2019
5.	92.8 (13-14)	Jennifer Boniol	Texas A&M-Corpus Christi	Jan. 10, 2000
6.	92.3 (12-13)	Rola Ogunoye	at Stephen F. Austin	Feb. 24, 2005
7.	91.6 (11-12)	Cierra Johnson	at SMU	Dec. 29, 2018
8.	90.9 (10-11)	Marie Benson	Louisiana	Jan. 16, 2020
90.9 (10-11)	Jasmine Smith	vs. Pitt	Dec. 20, 2010	
90.9 (10-11)	Candice Champion	at Marshall	Dec. 02, 2008	
90.9 (10-11)	Terra Wallace	at UCF	Dec. 17, 2005	
90.9 (10-11)	Rola Ogunoye	Texas State	Feb. 21, 2004	

REBOUNDS

No.	Player	Opponent	Date	
1.	24	Sheena Johnson	Sam Houston State	Jan. 27, 2001
24	Tonya Johnson	vs. Nevada	Dec. 19, 1988	
24	Lori Cottingham	N/A	Believed to be 76-77	
24	Lori Cottingham	N/A	Believed to be 76-77	
5.	23	Sharon Jones	at Sam Houston State	Feb. 01, 1980
6.	22	Candice Champion	at Central Arkansas	Feb. 21, 2009
22	Sharon Jones	at SMU	Feb. 23, 1979	
8.	21	Tiffany Riles	at McNeese State	Feb. 02, 2008
9.	20	Tiffany Riles	at UTSA	Feb. 15, 2007
20	Sheena Johnson	at ULM	Jan. 07, 2002	
20	Sheena Johnson	Northwestern State	Jan. 11, 2001	
20	Sharon Jones	Mississippi University for Women	Jan. 12, 1979	
13.	19	Erin Dixon	at Morehead State	Nov. 30, 2008
19	Sheena Johnson	at Texas Southern	Dec. 29, 2001	

OFFENSIVE REBOUNDS (Since 2003-2004)

No.	Player	Opponent	Date	
1.	14	Ashley Bobb	vs. Texas A&M	Mar. 17, 2007
2.	12	Tiffany Riles	at UTSA	Feb. 15, 2007
3.	10	Rebekah VanDijk	at Georgia State	Jan. 25, 2018
10	Rebekah VanDijk	at South Alabama	Jan. 12, 2017	
10	Ashley Bobb	Sam Houston State	Feb. 22, 2007	
10	Melanie Lane	McNeese State	Feb. 02, 2006	
7.	9	Briana Walker	Texas State	Jan. 28, 2012
9	Desherra Nwanguma	New Orleans	Jan. 24, 2012	
9	Sheena Johnson	at ULM	Mar. 11, 2004	
10.	8	Rebekah VanDijk	at Texas Tech	Dec. 22, 2016
8	Rebekah VanDijk	at South Alabama	Jan. 16, 2016	
8	Rebekah VanDijk	at Georgia Southern	Mar. 05, 2015	
8	Rebekah VanDijk	Western Kentucky	Dec. 13, 2015	
8	Rebekah VanDijk	at Wichita State	Nov. 22, 2014	
8	Desherra Nwanguma	Troy	Jan. 22, 2014	
8	Tahlia Pope	at Texas State	Jan. 15, 2014	
8	Aron Garcia	Utah State	Jan. 23, 2013	
8	Shalyn Martin	Rice	Nov. 13, 2009	
8	Candice Champion	UTSA	Mar. 08, 2006	
8	Ashley Bobb	at SMU	Dec. 03, 2006	
8	Melanie Lane	vs. Troy	Dec. 16, 2005	
8	Rola Ogunoye	at UTSA	Feb. 18, 2004	

DEFENSIVE REBOUNDS (Since 2003-2004)

No.	Player	Opponent	Date	
1.	16	Desherra Nwanguma	South Alabama	Jan. 25, 2014
2.	15	Erin Dixon	at Rice	Dec. 06, 2008
3.	14	Katie Ferrell	South Alabama	Mar. 11, 2020
4.	13	Rebekah VanDijk	at Louisiana	Feb. 07, 2015
5.	12	Katie Ferrell	Appalachian State	Jan. 10, 2019
12	Allyson Te'o	at South Alabama	Mar. 08, 2014	
12	Megan Herbert	Central Arkansas	Feb. 20, 2010	
12	Shalyn Martin	UTSA	Feb. 13, 2010	
12	Ashley Bobb	at UTSA	Feb. 16, 2006	
10.	11	Katie Ferrell	at Grambling	Nov. 18, 2019
11	Rebekah VanDijk	at Arkansas State	Jan. 12, 2018	
11	Rebekah VanDijk	UTSA	Dec. 02, 2014	
11	Desherra Nwanguma	at Georgia State	Feb. 01, 2014	
11	Briana Walker	Abilene Christian	Nov. 27, 2013	
11	Aron Garcia	at North Texas	Dec. 18, 2012	
11	Shalyn Martin	at UMKC	Nov. 20, 2010	
11	Donna Dike	Houston	Nov. 17, 2009	
11	Rola Ogunoye	at ULM	Feb. 05, 2004	

ASSISTS

No.	Player	Opponent	Date	
1.	14	Krystal Buchanan	Texas State	Feb. 21, 2004
2.	13	Krystal Buchanan	Sam Houston State	Jan. 16, 2003
13	Page Smithers-Wojciak	North Texas	Feb. 27, 1986	
13	Julie Kajihiro	vs. Louisiana	Nov. 28, 1979	
5.	12	Terryn Milton	Georgia Southern	Feb. 29, 2020
12	Krystal Buchanan	at McNeese State	Jan. 15, 2005	
12	Krystal Buchanan	Southeastern Louisiana	Feb. 07, 2004	
8.	11	Cierra Johnson	Louisiana	Jan. 19, 2017
11	Laila Suleiman	Utah State	Jan. 23, 2013	
11	Melissa Nix	Tarleton State	Jan. 07, 1991	
11.	10	Katie Ferrell	St. Edward's	Dec. 13, 2020
10	Terryn Milton	at Appalachian State	Jan. 09, 2020	
10	Cierra Johnson	Appalachian State	Feb. 13, 2016	
10	Krystal Buchanan	UTSA	Feb. 10, 2005	
10	Stacie Terry	Northwestern State	Mar. 01, 1997	
10	Gale Haynes	vs. Wisconsin-Milwaukee	Dec. 06, 1996	

SINGLE-GAME RECORDS (INDIVIDUAL)

BLOCKED SHOTS

No.	Player	Opponent	Date
1.	13 Shannon Spriggs	ULM	Jan. 07, 1995
2.	7 Artavia Ford	ULM	Jan. 08, 2015
3.	6 Rebekah VanDijk	at Appalachian State	Dec. 31, 2017
4.	5 Rebekah VanDijk	ULM	Jan. 20, 2018
	5 Rebekah VanDijk	Troy	Jan. 04, 2018
	5 Rebekah VanDijk	at ULM	Jan. 22, 2015
	5 Terra Wallace	at SMU	Dec. 03, 2006
	5 Melanie Lane	at UTSA	Feb. 18, 2004
	5 Melanie Lane	at ULM	Feb. 05, 2004

STEALS

No.	Player	Opponent	Date
1.	10 Jeannine Curry	Southeastern Louisiana	Jan. 05, 1985
2.	8 Ericka Mattingly	Louisiana	Jan. 19, 2017
	8 Monticee Williams	at Texas Southern	Dec. 01, 1997
4.	7 Cierra Johnson	Coastal Carolina	Jan. 12, 2019
	7 Cierra Johnson	vs. Troy	Mar. 11, 2017
	7 Ericka Mattingly	at Troy	Jan. 14, 2017
	7 Cierra Johnson	Coastal Carolina	Dec. 31, 2016
	7 Cierra Johnson	UTSA	Nov. 13, 2016
	7 Chaun Williams	at Appalachian State	Mar. 07, 2015
	7 Cierra Johnson	Northern Arizona	Nov. 26, 2014

TURNOVERS (Since 2003-2004)

No.	Player	Opponent	Date
1.	11 Malaika Green	at Southeastern Louisiana	Feb. 18, 2012
2.	10 Terra Wallace	at TCU	Dec. 30, 2005
	10 Terra Wallace	at Florida	Dec. 19, 2005
	10 Terra Wallace	at ULM	Feb. 05, 2004
5.	9 Krioni Bruce	at Houston Baptist	Nov. 08, 2013
	9 Kiara Parker	Texas A&M-Corpus Christi	Jan. 18, 2012
7.	8 LaShanda Green	Troy	Jan. 31, 2015
	8 Desherra Nwanguma	at Georgia State	Feb. 01, 2014
	8 Laïla Suleiman	Troy	Jan. 22, 2014
	8 Laïla Suleiman	at Oklahoma	Nov. 20, 2013
	8 Briana Walker	at Houston Baptist	Nov. 08, 2013
	8 Desherra Nwanguma	New Orleans	Jan. 24, 2012
	8 Bianca Sauls	Fresno State	Jan. 03, 2012
	8 Tamara Simmons	at McNeese State	Feb. 23, 2011
	8 Tamara Simmons	at Oral Roberts	Nov. 12, 2010
	8 Terra Wallace	UTSA	Mar. 08, 2006
	8 Tiffeny Riles	vs. Ole Miss	Dec. 29, 2006
	8 Terra Wallace	vs. Cal State Fullerton	Nov. 25, 2006
	8 Terra Wallace	at Kansas	Nov. 21, 2004

MINUTES PLAYED (Since 2003-2004)

No.	Player	Opponent	Date
1.	55 Maryann Abanobi	UTSA	Mar. 08, 2006
	55 Terra Wallace	UTSA	Mar. 08, 2006
3.	50 Terra Wallace	McNeese State	Feb. 02, 2006
4.	49 Ashley Bobb	at UTSA	Feb. 16, 2006
	49 Terra Wallace	at UTSA	Feb. 16, 2006
6.	47 Katie Ferrell	Appalachian State	Jan. 10, 2019
	47 Tiffeny Riles	Marshall	Dec. 18, 2007

SINGLE-GAME RECORDS (TEAM)

<p>POINTS</p> <table border="0" style="width: 100%; border-collapse: collapse;"> <thead> <tr> <th style="text-align: left;">Total (Score)</th> <th style="text-align: left;">Opponent</th> <th style="text-align: left;">Date</th> </tr> </thead> <tbody> <tr><td>1. 103 (103-80)</td><td>Sam Houston State</td><td>Feb. 08, 1992</td></tr> <tr><td>2. 102 (102-60)</td><td>UTRGV</td><td>Jan. 26, 1998</td></tr> <tr><td>102 (102-29)</td><td>vs. Austin College</td><td>Jan. 27, 1983</td></tr> <tr><td>4. 101 (101-73)</td><td>Georgia Southern</td><td>Feb. 29, 2020</td></tr> <tr><td>101 (101-54)</td><td>Incarnate Word</td><td>Nov. 29, 1990</td></tr> <tr><td>101 (101-43)</td><td>TCU</td><td>Dec. 07, 1976</td></tr> <tr><td>7. 100 (100-73)</td><td>at Arkansas State</td><td>Jan. 17, 2019</td></tr> <tr><td>8. 99 (99-94, 2OT)</td><td>Appalachian State</td><td>Jan. 10, 2019</td></tr> <tr><td>99 (99-63)</td><td>Jackson State</td><td>Nov. 10, 2018</td></tr> <tr><td>10. 98 (98-69)</td><td>Central Arkansas</td><td>Feb. 21, 2009</td></tr> <tr><td>11. 97 (97-49)</td><td>at Incarnate Word</td><td>Dec. 02, 2018</td></tr> <tr><td>97 (97-53)</td><td>Sam Houston State</td><td>Jan. 31, 2008</td></tr> <tr><td>97 (97-52)</td><td>Sam Houston State</td><td>Jan. 14, 2002</td></tr> <tr><td>97 (97-67)</td><td>Sam Houston State</td><td>Jan. 11, 1990</td></tr> <tr><td>15. 96 (96-30)</td><td>Missouri Valley</td><td>Nov. 28, 2015</td></tr> <tr><td>16. 95 (95-64)</td><td>UTRGV</td><td>Dec. 06, 1985</td></tr> </tbody> </table> <p>IN A LOSS</p> <table border="0" style="width: 100%; border-collapse: collapse;"> <thead> <tr> <th style="text-align: left;">Total (Score)</th> <th style="text-align: left;">Opponent</th> <th style="text-align: left;">Date</th> </tr> </thead> <tbody> <tr><td>91 (91-97, 3OT)</td><td>Marshall</td><td>Dec. 18, 2007</td></tr> </tbody> </table> <p>POINTS IN AN OVERTIME GAME</p> <table border="0" style="width: 100%; border-collapse: collapse;"> <thead> <tr> <th style="text-align: left;">Total (Score)</th> <th style="text-align: left;">Opponent</th> <th style="text-align: left;">Date</th> </tr> </thead> <tbody> <tr><td>99 (99-94, 2OT)</td><td>Appalachian State</td><td>Jan. 10, 2019</td></tr> </tbody> </table> <p>POINTS AT HOME</p> <table border="0" style="width: 100%; border-collapse: collapse;"> <thead> <tr> <th style="text-align: left;">Total (Score)</th> <th style="text-align: left;">Opponent</th> <th style="text-align: left;">Date</th> </tr> </thead> <tbody> <tr><td>1. 103 (103-80)</td><td>Sam Houston State</td><td>Feb. 08, 1992</td></tr> <tr><td>2. 102 (102-60)</td><td>UTRGV</td><td>Jan. 26, 1998</td></tr> <tr><td>3. 101 (101-73)</td><td>Georgia Southern</td><td>Feb. 29, 2020</td></tr> <tr><td>101 (101-54)</td><td>Incarnate Word</td><td>Nov. 29, 1990</td></tr> <tr><td>101 (101-43)</td><td>TCU</td><td>Dec. 07, 1976</td></tr> <tr><td>6. 99 (99-94, 2OT)</td><td>Appalachian State</td><td>Jan. 10, 2019</td></tr> <tr><td>99 (99-63)</td><td>Jackson State</td><td>Nov. 10, 2018</td></tr> </tbody> </table> <p>IN CONFERENCE PLAY</p> <table border="0" style="width: 100%; border-collapse: collapse;"> <thead> <tr> <th style="text-align: left;">Total (Score)</th> <th style="text-align: left;">Opponent</th> <th style="text-align: left;">Date</th> </tr> </thead> <tbody> <tr><td>101 (101-73)</td><td>Georgia Southern</td><td>Feb. 29, 2002</td></tr> </tbody> </table> <p>vs. NON-CONFERENCE OPPONENT</p> <table border="0" style="width: 100%; border-collapse: collapse;"> <thead> <tr> <th style="text-align: left;">Total (Score)</th> <th style="text-align: left;">Opponent</th> <th style="text-align: left;">Date</th> </tr> </thead> <tbody> <tr><td>96 (96-30)</td><td>Missouri Valley</td><td>Nov. 28, 2015</td></tr> </tbody> </table> <p>POINTS ON THE ROAD</p> <table border="0" style="width: 100%; border-collapse: collapse;"> <thead> <tr> <th style="text-align: left;">Total (Score)</th> <th style="text-align: left;">Opponent</th> <th style="text-align: left;">Date</th> </tr> </thead> <tbody> <tr><td>1. 100 (100-73)</td><td>Arkansas State</td><td>Jan. 17, 2019</td></tr> <tr><td>2. 98 (98-69)</td><td>Central Arkansas</td><td>Feb. 21, 2009</td></tr> <tr><td>3. 97 (97-49)</td><td>Incarnate Word</td><td>Dec. 02, 2018</td></tr> </tbody> </table> <p>POINTS AT A NEUTRAL SITE</p> <table border="0" style="width: 100%; border-collapse: collapse;"> <thead> <tr> <th style="text-align: left;">Total (Score)</th> <th style="text-align: left;">Opponent</th> <th style="text-align: left;">Date</th> </tr> </thead> <tbody> <tr><td>102 (102-29)</td><td>Austin College (Stephenville, TX)</td><td>Jan. 27, 1983</td></tr> </tbody> </table>	Total (Score)	Opponent	Date	1. 103 (103-80)	Sam Houston State	Feb. 08, 1992	2. 102 (102-60)	UTRGV	Jan. 26, 1998	102 (102-29)	vs. Austin College	Jan. 27, 1983	4. 101 (101-73)	Georgia Southern	Feb. 29, 2020	101 (101-54)	Incarnate Word	Nov. 29, 1990	101 (101-43)	TCU	Dec. 07, 1976	7. 100 (100-73)	at Arkansas State	Jan. 17, 2019	8. 99 (99-94, 2OT)	Appalachian State	Jan. 10, 2019	99 (99-63)	Jackson State	Nov. 10, 2018	10. 98 (98-69)	Central Arkansas	Feb. 21, 2009	11. 97 (97-49)	at Incarnate Word	Dec. 02, 2018	97 (97-53)	Sam Houston State	Jan. 31, 2008	97 (97-52)	Sam Houston State	Jan. 14, 2002	97 (97-67)	Sam Houston State	Jan. 11, 1990	15. 96 (96-30)	Missouri Valley	Nov. 28, 2015	16. 95 (95-64)	UTRGV	Dec. 06, 1985	Total (Score)	Opponent	Date	91 (91-97, 3OT)	Marshall	Dec. 18, 2007	Total (Score)	Opponent	Date	99 (99-94, 2OT)	Appalachian State	Jan. 10, 2019	Total (Score)	Opponent	Date	1. 103 (103-80)	Sam Houston State	Feb. 08, 1992	2. 102 (102-60)	UTRGV	Jan. 26, 1998	3. 101 (101-73)	Georgia Southern	Feb. 29, 2020	101 (101-54)	Incarnate Word	Nov. 29, 1990	101 (101-43)	TCU	Dec. 07, 1976	6. 99 (99-94, 2OT)	Appalachian State	Jan. 10, 2019	99 (99-63)	Jackson State	Nov. 10, 2018	Total (Score)	Opponent	Date	101 (101-73)	Georgia Southern	Feb. 29, 2002	Total (Score)	Opponent	Date	96 (96-30)	Missouri Valley	Nov. 28, 2015	Total (Score)	Opponent	Date	1. 100 (100-73)	Arkansas State	Jan. 17, 2019	2. 98 (98-69)	Central Arkansas	Feb. 21, 2009	3. 97 (97-49)	Incarnate Word	Dec. 02, 2018	Total (Score)	Opponent	Date	102 (102-29)	Austin College (Stephenville, TX)	Jan. 27, 1983	<p>POINTS IN A QUARTER (Since 2015-2016)</p> <table border="0" style="width: 100%; border-collapse: collapse;"> <thead> <tr> <th style="text-align: left;">Total (Quarter)</th> <th style="text-align: left;">Opponent</th> <th style="text-align: left;">Date</th> </tr> </thead> <tbody> <tr><td>1. 34 (1st)</td><td>at Appalachian State</td><td>Jan. 09, 2020</td></tr> <tr><td>34 (4th)</td><td>at SMU</td><td>Dec. 29, 2018</td></tr> <tr><td>3. 33 (3rd)</td><td>Jackson State</td><td>Nov. 10, 2018</td></tr> <tr><td>33 (4th)</td><td>Louisiana</td><td>Jan. 19, 2017</td></tr> <tr><td>33 (3rd)</td><td>at Seton Hall</td><td>Nov. 27, 2016</td></tr> <tr><td>6. 32 (2nd)</td><td>Georgia Southern</td><td>Feb. 29, 2020</td></tr> <tr><td>7. 31 (1st)</td><td>Texas State</td><td>Mar. 10, 2020</td></tr> <tr><td>31 (2nd)</td><td>at ULM</td><td>Feb. 15, 2018</td></tr> <tr><td>9. 30 (2nd)</td><td>Troy</td><td>Mar. 02, 2019</td></tr> <tr><td>30 (4th)</td><td>UTSA</td><td>Nov. 13, 2016</td></tr> </tbody> </table> <p>POINTS IN A HALF</p> <table border="0" style="width: 100%; border-collapse: collapse;"> <thead> <tr> <th style="text-align: left;">Total (Half)</th> <th style="text-align: left;">Opponent</th> <th style="text-align: left;">Date</th> </tr> </thead> <tbody> <tr><td>1. 58 (2nd)</td><td>Jackson State</td><td>Nov. 10, 2018</td></tr> <tr><td>2. 57 (2nd)</td><td>Missouri Valley</td><td>Nov. 28, 2015</td></tr> <tr><td>3. 56 (2nd)</td><td>Utah State</td><td>Jan. 23, 2013</td></tr> <tr><td>4. 55 (2nd)</td><td>Missouri Valley</td><td>Nov. 14, 2014</td></tr> <tr><td>5. 54 (4x)</td><td>Last: at Arkansas State</td><td>Jan. 17, 2019</td></tr> </tbody> </table> <p>LARGEST WINNING MARGIN</p> <table border="0" style="width: 100%; border-collapse: collapse;"> <thead> <tr> <th style="text-align: left;">Total (Score)</th> <th style="text-align: left;">Opponent</th> <th style="text-align: left;">Date</th> </tr> </thead> <tbody> <tr><td>1. 73 (102-29)</td><td>Austin College</td><td>Jan. 27, 1983</td></tr> <tr><td>2. 66 (96-30)</td><td>Missouri Valley</td><td>Nov. 28, 2015</td></tr> <tr><td>3. 58 (90-32)</td><td>Missouri Valley</td><td>Nov. 14, 2014</td></tr> <tr><td>58 (101-43)</td><td>TCU</td><td>Dec. 07, 1976</td></tr> <tr><td>5. 57 (82-25)</td><td>McMurry</td><td>Dec. 17, 2014</td></tr> <tr><td>6. 54 (78-24)</td><td>TCU</td><td>Jan. 29, 1976</td></tr> </tbody> </table> <p>MOST POINTS ALLOWED</p> <table border="0" style="width: 100%; border-collapse: collapse;"> <thead> <tr> <th style="text-align: left;">No.</th> <th style="text-align: left;">Opponent</th> <th style="text-align: left;">Date</th> </tr> </thead> <tbody> <tr><td>1. 110</td><td>at Oral Roberts</td><td>Nov. 12, 2010</td></tr> <tr><td>2. 106</td><td>vs. Louisiana Tech</td><td>Mar. 10, 1977</td></tr> <tr><td>3. 104</td><td>at Vanderbilt</td><td>Dec. 03, 1991</td></tr> <tr><td>4. 103 (3x)</td><td>Last: Oklahoma</td><td>Dec. 04, 1984</td></tr> </tbody> </table>	Total (Quarter)	Opponent	Date	1. 34 (1st)	at Appalachian State	Jan. 09, 2020	34 (4th)	at SMU	Dec. 29, 2018	3. 33 (3rd)	Jackson State	Nov. 10, 2018	33 (4th)	Louisiana	Jan. 19, 2017	33 (3rd)	at Seton Hall	Nov. 27, 2016	6. 32 (2nd)	Georgia Southern	Feb. 29, 2020	7. 31 (1st)	Texas State	Mar. 10, 2020	31 (2nd)	at ULM	Feb. 15, 2018	9. 30 (2nd)	Troy	Mar. 02, 2019	30 (4th)	UTSA	Nov. 13, 2016	Total (Half)	Opponent	Date	1. 58 (2nd)	Jackson State	Nov. 10, 2018	2. 57 (2nd)	Missouri Valley	Nov. 28, 2015	3. 56 (2nd)	Utah State	Jan. 23, 2013	4. 55 (2nd)	Missouri Valley	Nov. 14, 2014	5. 54 (4x)	Last: at Arkansas State	Jan. 17, 2019	Total (Score)	Opponent	Date	1. 73 (102-29)	Austin College	Jan. 27, 1983	2. 66 (96-30)	Missouri Valley	Nov. 28, 2015	3. 58 (90-32)	Missouri Valley	Nov. 14, 2014	58 (101-43)	TCU	Dec. 07, 1976	5. 57 (82-25)	McMurry	Dec. 17, 2014	6. 54 (78-24)	TCU	Jan. 29, 1976	No.	Opponent	Date	1. 110	at Oral Roberts	Nov. 12, 2010	2. 106	vs. Louisiana Tech	Mar. 10, 1977	3. 104	at Vanderbilt	Dec. 03, 1991	4. 103 (3x)	Last: Oklahoma	Dec. 04, 1984
Total (Score)	Opponent	Date																																																																																																																																																																																																											
1. 103 (103-80)	Sam Houston State	Feb. 08, 1992																																																																																																																																																																																																											
2. 102 (102-60)	UTRGV	Jan. 26, 1998																																																																																																																																																																																																											
102 (102-29)	vs. Austin College	Jan. 27, 1983																																																																																																																																																																																																											
4. 101 (101-73)	Georgia Southern	Feb. 29, 2020																																																																																																																																																																																																											
101 (101-54)	Incarnate Word	Nov. 29, 1990																																																																																																																																																																																																											
101 (101-43)	TCU	Dec. 07, 1976																																																																																																																																																																																																											
7. 100 (100-73)	at Arkansas State	Jan. 17, 2019																																																																																																																																																																																																											
8. 99 (99-94, 2OT)	Appalachian State	Jan. 10, 2019																																																																																																																																																																																																											
99 (99-63)	Jackson State	Nov. 10, 2018																																																																																																																																																																																																											
10. 98 (98-69)	Central Arkansas	Feb. 21, 2009																																																																																																																																																																																																											
11. 97 (97-49)	at Incarnate Word	Dec. 02, 2018																																																																																																																																																																																																											
97 (97-53)	Sam Houston State	Jan. 31, 2008																																																																																																																																																																																																											
97 (97-52)	Sam Houston State	Jan. 14, 2002																																																																																																																																																																																																											
97 (97-67)	Sam Houston State	Jan. 11, 1990																																																																																																																																																																																																											
15. 96 (96-30)	Missouri Valley	Nov. 28, 2015																																																																																																																																																																																																											
16. 95 (95-64)	UTRGV	Dec. 06, 1985																																																																																																																																																																																																											
Total (Score)	Opponent	Date																																																																																																																																																																																																											
91 (91-97, 3OT)	Marshall	Dec. 18, 2007																																																																																																																																																																																																											
Total (Score)	Opponent	Date																																																																																																																																																																																																											
99 (99-94, 2OT)	Appalachian State	Jan. 10, 2019																																																																																																																																																																																																											
Total (Score)	Opponent	Date																																																																																																																																																																																																											
1. 103 (103-80)	Sam Houston State	Feb. 08, 1992																																																																																																																																																																																																											
2. 102 (102-60)	UTRGV	Jan. 26, 1998																																																																																																																																																																																																											
3. 101 (101-73)	Georgia Southern	Feb. 29, 2020																																																																																																																																																																																																											
101 (101-54)	Incarnate Word	Nov. 29, 1990																																																																																																																																																																																																											
101 (101-43)	TCU	Dec. 07, 1976																																																																																																																																																																																																											
6. 99 (99-94, 2OT)	Appalachian State	Jan. 10, 2019																																																																																																																																																																																																											
99 (99-63)	Jackson State	Nov. 10, 2018																																																																																																																																																																																																											
Total (Score)	Opponent	Date																																																																																																																																																																																																											
101 (101-73)	Georgia Southern	Feb. 29, 2002																																																																																																																																																																																																											
Total (Score)	Opponent	Date																																																																																																																																																																																																											
96 (96-30)	Missouri Valley	Nov. 28, 2015																																																																																																																																																																																																											
Total (Score)	Opponent	Date																																																																																																																																																																																																											
1. 100 (100-73)	Arkansas State	Jan. 17, 2019																																																																																																																																																																																																											
2. 98 (98-69)	Central Arkansas	Feb. 21, 2009																																																																																																																																																																																																											
3. 97 (97-49)	Incarnate Word	Dec. 02, 2018																																																																																																																																																																																																											
Total (Score)	Opponent	Date																																																																																																																																																																																																											
102 (102-29)	Austin College (Stephenville, TX)	Jan. 27, 1983																																																																																																																																																																																																											
Total (Quarter)	Opponent	Date																																																																																																																																																																																																											
1. 34 (1st)	at Appalachian State	Jan. 09, 2020																																																																																																																																																																																																											
34 (4th)	at SMU	Dec. 29, 2018																																																																																																																																																																																																											
3. 33 (3rd)	Jackson State	Nov. 10, 2018																																																																																																																																																																																																											
33 (4th)	Louisiana	Jan. 19, 2017																																																																																																																																																																																																											
33 (3rd)	at Seton Hall	Nov. 27, 2016																																																																																																																																																																																																											
6. 32 (2nd)	Georgia Southern	Feb. 29, 2020																																																																																																																																																																																																											
7. 31 (1st)	Texas State	Mar. 10, 2020																																																																																																																																																																																																											
31 (2nd)	at ULM	Feb. 15, 2018																																																																																																																																																																																																											
9. 30 (2nd)	Troy	Mar. 02, 2019																																																																																																																																																																																																											
30 (4th)	UTSA	Nov. 13, 2016																																																																																																																																																																																																											
Total (Half)	Opponent	Date																																																																																																																																																																																																											
1. 58 (2nd)	Jackson State	Nov. 10, 2018																																																																																																																																																																																																											
2. 57 (2nd)	Missouri Valley	Nov. 28, 2015																																																																																																																																																																																																											
3. 56 (2nd)	Utah State	Jan. 23, 2013																																																																																																																																																																																																											
4. 55 (2nd)	Missouri Valley	Nov. 14, 2014																																																																																																																																																																																																											
5. 54 (4x)	Last: at Arkansas State	Jan. 17, 2019																																																																																																																																																																																																											
Total (Score)	Opponent	Date																																																																																																																																																																																																											
1. 73 (102-29)	Austin College	Jan. 27, 1983																																																																																																																																																																																																											
2. 66 (96-30)	Missouri Valley	Nov. 28, 2015																																																																																																																																																																																																											
3. 58 (90-32)	Missouri Valley	Nov. 14, 2014																																																																																																																																																																																																											
58 (101-43)	TCU	Dec. 07, 1976																																																																																																																																																																																																											
5. 57 (82-25)	McMurry	Dec. 17, 2014																																																																																																																																																																																																											
6. 54 (78-24)	TCU	Jan. 29, 1976																																																																																																																																																																																																											
No.	Opponent	Date																																																																																																																																																																																																											
1. 110	at Oral Roberts	Nov. 12, 2010																																																																																																																																																																																																											
2. 106	vs. Louisiana Tech	Mar. 10, 1977																																																																																																																																																																																																											
3. 104	at Vanderbilt	Dec. 03, 1991																																																																																																																																																																																																											
4. 103 (3x)	Last: Oklahoma	Dec. 04, 1984																																																																																																																																																																																																											

SINGLE-GAME RECORDS (TEAM)

FIELD GOALS MADE

Total	Opponent	Date
1. 50	Austin College	Jan. 27, 1983
2. 41	at Arkansas State	Jan. 17, 2019
3. 40	Sam Houston State	Jan. 31, 2008
4. 37	Georgia Southern	Feb. 29, 2020
37	at ULM	Mar. 02, 2017
6. 36	Jackson State	Nov. 10, 2018
36	ULM	Jan. 21, 2017
36	at Nicholls	Mar. 03, 2010
9. 35	Missouri Valley	Nov. 28, 2015
35	New Orleans	Feb. 20, 2013

FIELD GOALS ATTEMPTED

Total	Opponent	Date
1. 99	Austin College	Jan. 27, 1983
2. 84	Sam Houston State	Jan. 31, 2008
3. 78	Memphis	Nov. 21, 2012
4. 77	at Coastal Carolina	Dec. 29, 2017
77	at Texas Tech	Dec. 22, 2016
6. 74	Appalachian State	Jan. 10, 2019
7. 73	at Troy	Jan. 14, 2017
73	at Troy	Jan. 14, 2016
73	Utah State	Jan. 23, 2013
73	Sam Houston State	Feb. 27, 2010
73	McNeese State	Feb. 02, 2006

FIELD GOAL PERCENTAGE (Min. 30 Made)

Pct. (FG-A)	Opponent	Date
1. .623 (??-??)	UC Irvine	Dec. 21, 1995
2. .603 (41-68)	at Arkansas State	Jan. 17, 2019
3. .597 (37-62)	Texas A&M-Corpus Christi	Feb. 04, 2009
4. .590 (36-61)	Jackson State	Nov. 10, 2019
5. .588 (30-51)	at Grambling	Nov. 18, 2019
6. .581 (36-62)	Midwestern State	Nov. 26, 2008
7. .561 (37-66)	at ULM	Mar. 02, 2017

3-POINTERS MADE

Total	Opponent	Date
1. 14	Georgia Southern	Feb. 29, 2020
2. 13	Sam Houston State	Mar. 03, 2004
3. 12	at Tulane	Dec. 30, 2006
12	at Lamar	Dec. 18, 2006
12	Cornell	Dec. 31, 2005

3-POINTERS ATTEMPTED

Total	Opponent	Date
1. 44	Sam Houston State	Mar. 03, 2004
2. 36	Nicholls State	Feb. 23, 2006
3. 33	at Sam Houston State	Jan. 20, 2005
4. 32	Georgia Southern	Feb. 29, 2020
32	Georgia State	Dec. 30, 2015
32	at Texas State	Jan. 15, 2004
7. 30	at Troy	Jan. 04, 2015
8. 29	San Francisco	Dec. 21, 2017

3-POINT PERCENTAGE (Min. 10 Made)

Pct. (FG-A)	Opponent	Date
1. .769 (10-13)	at South Alabama	Jan. 12, 2017
2. .733 (11-15)	vs. Elon	Dec. 21, 2007
3. .625 (10-16)	at Northwestern State	Jan. 05, 2006
4. .583 (14-24)	Georgia Southern	Feb. 29, 2020
5. .550 (11-20)	Georgia Southern	Jan. 24, 2019
6. .550 (11-20)	at Oral Roberts	Nov. 25, 2003
7. .526 (10-19)	Arkansas State	Jan. 21, 2016

FREE THROWS MADE

Total	Opponent	Date
1. 36	Sam Houston State	Jan. 11, 1990
2. 30	Troy	Mar. 02, 2019
30	at ULM	Jan. 28, 2016
4. 28	Georgia State	Feb. 26, 2014
28	Houston Baptist	Dec. 31, 2011
6. 27	vs. UTSA	Mar. 09, 2010
27	at Nicholls State	Feb. 28, 2004

FREE THROWS ATTEMPTED

Total	Opponent	Date
1. 51	South Florida	Dec. 03, 1993
2. 41	Abilene Christian	Nov. 27, 2013
3. 39	Northwestern State	Feb. 09, 2006
39	at UTEP	Dec. 04, 2005
5. 38	Troy	Mar. 02, 2019
6. 37	Eastern New Mexico	Dec. 11, 2016
37	vs. UTSA	Mar. 09, 2010

FREE THROW PERCENTAGE (Min. 20 Made)

Pct. (FT-A)	Opponent	Date
1. 1.000 (20-20)	at Northern Arizona	Dec. 14, 2013
2. .957 (22-23)	UMKC	Nov. 24, 2009
3. .955 (21-22)	Appalachian State	Feb. 13, 2016
4. .917 (22-24)	at Stephen F. Austin	Jan. 21, 2012
5. .889 (24-27)	vs. South Alabama	Mar. 09, 2017
6. .875 (21-24)	at Louisiana	Jan. 11, 2014
7. .857 (30-35)	at ULM	Jan. 28, 2016
8. .840 (21-25)	at San Francisco	Nov. 25, 2018
.840 (21-25)	UTSA	Feb. 13, 2010
10. .833 (20-24)	at Incarnate Word	Dec. 02, 2018
.833 (20-24)	vs. Troy	Mar. 11, 2017
.833 (20-24)	at Texas State	Feb. 09, 2016

MOST FREE THROWS WITHOUT A MISS

Total (FT-A)	Opponent	Date
1. 20 (20-20)	at Northern Arizona	Dec. 14, 2013
2. 12 (12-12)	Stephen F. Austin	Mar. 21, 2019
3. 10 (10-10)	at Troy	Mar. 05, 2014

SINGLE-GAME RECORDS (TEAM)

REBOUNDS

Total	Opponent	Date
1. 69	at Nevada	Dec. 08, 1990
2. 68	at Nicholls State	Jan. 20, 1996
3. 64	Sam Houston State	Jan. 31, 2008
4. 63	Nicholls State	Feb. 05, 1995
5. 58	at South Alabama	Mar. 08, 2014
58	Troy	Jan. 22, 2014
7. 57	at North Texas	Dec. 28, 2012
8. 56	Texas Wesleyan	Nov. 26, 1996
56	Texas A&M-Commerce	Nov. 25, 2020
10.55	at Georgia State	Feb. 01, 2014
55	Sam Houston State	Feb. 27, 2010
55	at ULM	Feb. 02, 1995

REBOUND MARGIN

Margin	Opponent	Date
1. +24 (50-26)	Chicago State	Nov. 09, 2019
2. +22 (56-34)	Texas A&M-Commerce	Nov. 25, 2020
3. +21 (52-31)	at Georgia Southern	Mar. 05, 2015
4. +20 (44-24)	Georgia Southern	Feb. 22, 2018

PERSONAL FOULS

Total	Opponent	Date
1. 34	Incarnate Word	Nov. 14, 2013
2. 33	at Coastal Carolina	Dec. 29, 2017
3. 32	Little Rock	Jan. 04, 2014
4. 31	Louisiana	Jan. 18, 2018
31	vs. Troy	Mar. 11, 2017

ASSISTS

Total	Opponent	Date
1. 33	Georgia Southern	Feb. 29, 2020
2. 30	North Texas	Nov. 28, 1978
3. 27	Coastal Carolina	Jan. 12, 2019

TURNOVERS

Total	Opponent	Date
1. 44	at Houston	Nov. 14, 1981
2. 35	Fresno State	Jan. 03, 2012
35	at Oral Roberts	Nov. 12, 2010
35	at Texas A&M	Dec. 28, 2007
5. 34	at Oklahoma	Nov. 20, 2013
6. 33	at George Washington	Nov. 09, 2012
33	at Texas Tech	Dec. 07, 2011
8. 32	at Troy	Mar. 05, 2014
9. 31	Troy	Jan. 31, 2015
31	Lamar	Jan. 14, 2012

BLOCKS

Total	Opponent	Date
1. 15	ULM	Jan. 07, 1995
2. 11	at ULM	Feb. 05, 2004
3. 10	ULM	Jan. 08, 2015
4. 9	Texas A&M-Commerce	Dec. 18, 2016
9	McMurry	Dec. 17, 2014

STEALS

Total	Opponent	Date
1. 27 (2 times)	Last: Eastern Illinois	Dec. 04, 1992
2. 21	Texas A&M-Commerce	Nov. 22, 2003
3. 19	Northern Arizona	Nov. 26, 2014
4. 18	at Incarnate Word	Dec. 02, 2018
18	McNeese State	Feb. 02, 2006

FEWEST POINTS

Total (Score)	Opponent	Date
1. 2 (2-0)* Won by Forfeit	vs. Texas Southern	Feb. 12, 1976
2. 19 (19-37)	vs. Abilene Christian	Mar. 02, 1973
3. 20 (20-62)	at Baylor	Nov. 13, 2015
20 (20-43)	vs. East Texas State	Mar. 17, 1973
5. 22 (22-54)	vs. Midwestern State	Feb. 23, 1973
6. 24 (24-69)	at Texas	Dec. 21, 2004
7. 25 (25-49)	vs. Southwest Texas	Feb. 23, 1973
8. 26 (26-51)	vs. Temple JC	Feb. 15, 1975
26 (26-28)	at North Texas	Feb. 19, 1973
10. 28 (28-40)	at North Texas	Feb. 22, 1974
28 (28-34)	vs. Texas Wesleyan	Mar. 16, 1973
28 (28-30)	at North Texas	Mar. 03, 1973
13. 30 (30-56)	at UTSA	Jan. 04, 1983
30 (30-86)	at Texas	Nov. 29, 1978
30 (30-61)	Temple JC	Feb. 11, 1974
16. 31 (31-80)	at Louisiana Tech	Dec. 02, 1999
17. 33 (33-45)	Ranger JC	Feb. 05, 1974
18. 34 (34-57)	at Arkansas	Nov. 16, 2011
34 (34-26)	vs. SMU	Mar. 02, 1973
34 (34-89)	at Texas	Jan. 25, 1979

IN A WIN

Total (Score)	Opponent	Date
1. 34 (34-26)	vs. SMU	Mar. 02, 1973
2. 35 (35-17)	vs. SMU	Mar. 16, 1973
3. 36 (36-20)	North Texas	Feb. 12, 1973
4. 38 (38-34)	at Louisiana	Feb. 17, 2018

IN CONFERENCE PLAY

Total (Score)	Opponent	Date
38 (38-34)	at Louisiana	Feb. 17, 2018

vs. NON-CONFERENCE OPPONENT

Total (Score)	Opponent	Date
20	at Baylor	Nov. 13, 2015

FEWEST POINTS AT HOME

Total (Score)	Opponent	Date
1. 30 (30-61)	Temple JC	Feb. 11, 1974
2. 33 (33-45)	Ranger JC	Feb. 05, 1974
3. 35 (35-39)	Stephen F. Austin	Jan. 26, 2006
4. 36 (36-20)	North Texas	Feb. 12, 1973
5. 38 (38-48)	Little Rock	Feb. 28, 2015
6. 39 (39-57)	Temple JC	Feb. 18, 1975
7. 40 (40-32)	ULM	Feb. 20, 2016
40 (40-73)	Louisiana Tech	Dec. 14, 1998
40 (40-55)	Weatherford JC	Mar. 15, 1974
10. 41 (41-73)	Oral Roberts	Nov. 16, 2012
41 (41-63)	George Washington	Nov. 13, 2011
41 (41-43)	UTSA	Dec. 20, 2001

FEWEST POINTS ON THE ROAD

Total (Score)	Opponent	Date
1. 20 (20-62)	at Baylor	Nov. 13, 2015
2. 24 (24-69)	at Texas	Dec. 21, 2004
3. 26 (26-28)	at North Texas	Feb. 19, 1973
4. 28 (28-40)	at North Texas	Feb. 22, 1974
28 (28-30)	at North Texas	Mar. 03, 1973
6. 30 (30-56)	at UTSA	Jan. 04, 1983
30 (30-86)	at Texas	Nov. 29, 1978
8. 31 (31-80)	at Louisiana Tech	Dec. 02, 1999
9. 34 (34-57)	at Arkansas	Nov. 16, 2011
34 (34-39)	at Texas	Jan. 25, 1979

FEWEST POINTS AT A NEUTRAL SITE

Total (Score)	Opponent	Date
1. 19 (19-37)	vs. Abilene Christian (Denton, TX)	Mar. 02, 1973
2. 20 (20-43)	vs. East Texas State (Commerce, TX)	Mar. 17, 1973
3. 22 (22-54)	vs. Midwestern State (Denton, TX)	Feb. 23, 1973
4. 25 (25-49)	vs. Southwest Texas (Denton, TX)	Feb. 23, 1973

SINGLE-GAME RECORDS (TEAM)

SMALLEST COMBINED SCORE

Total (Score)	Opponent	Date
1. 52 (35-17)	vs. SMU	Mar. 16, 1973
2. 54 (26-28)	at North Texas	Feb. 19, 1973
3. 56 (19-37)	vs. Abilene Christian	Mar. 02, 1973
56 (36-20)	North Texas	Feb. 12, 1973
5. 58 (28-30)	at North Texas	Mar. 03, 1973
6. 60 (34-26)	vs. SMU	Mar. 02, 1973
7. 62 (28-34)	vs. Texas Wesleyan	Mar. 16, 1973
8. 63 (20-43)	vs. East Texas State	Mar. 17, 1973
9. 68 (28-40)	at North Texas	Feb. 22, 1974
10. 69 (39-30)	Texas Wesleyan	Mar. 13, 1974

SMALLEST COMBINED SCORE (Conference Game)

Total (Score)	Opponent	Date
1. 72 (2x)	Last: at Louisiana W 38-32	Feb. 17, 2018

FEWEST POINTS IN A QUARTER

Total (Quarter)	Opponent	Date
1. 1 (2nd)	at Baylor	Nov. 13, 2015
2. 2 (3rd)	Georgia State	Dec. 30, 2015
3. 4 (1st)	at Little Rock	Jan. 23, 2021
4 (4th)	San Francisco	Dec. 21, 2017
4 (1st)	at Utah	Nov. 27, 2017
5. 5 (4th)	South Alabama	Feb. 25, 2017
5 (2nd)	at Little Rock	Feb. 25, 2016
5 (1st)	at Texas Tech	Dec. 22, 2016
5 (1st)	at Baylor	Nov. 13, 2015

FEWEST POINTS IN A HALF

Total (Half)	Opponent	Date
1. 6 (1st)	at Baylor	Nov. 13, 2015
2. 11 (1st)	at TCU	Dec. 08, 2010
11 (2nd)	at Texas	Dec. 21, 2004
4. 12 (1st)	at Kansas State	Dec. 03, 2015
12 (2nd)	at Oklahoma State	Nov. 10, 2013
12 (2nd)	at Texas Tech	Nov. 28, 2009
7. 13 (1st)	at Texas State	Jan. 15, 2014
13 (2nd)	Oral Roberts	Nov. 16, 2012
13 (2nd)	at Texas	Dec. 21, 2004
10. 14 (1st)	at Omaha	Nov. 30, 2012
14 (1st)	at Texas State	Jan. 29, 2011

FEWEST POINTS ALLOWED

No.	Opponent	Date
1. 17	vs. SMU	Mar. 16, 1973
2. 22	at UCF	Dec. 17, 2005
3. 24	TCU	Jan. 29, 1976
24	vs. SMU	Feb. 28, 1975
5. 25	McMurry	Dec. 17, 2014
6. 27	SMU	Mar. 15, 1974
7. 28	at Texas A&M-Corpus Christi	Dec. 13, 2014
28	at UTRGV	Dec. 13, 1997
9. 29	vs. Austin College	Jan. 27, 1983
29	TCU	Feb. 25, 1974
29	vs. Texas A&M	Feb. 08, 1974

FEWEST POINTS ALLOWED IN A QUARTER

No. (Quarter)	Opponent	Date
1. 0 (4th)	Georgia State	Feb. 27, 2020
2. 2 (4th)	at Arkansas State	Feb. 26, 2021
2 (1st)	at ULM	Mar. 02, 2017
3. 3 (4th)	at Arkansas State	Feb. 27, 2016
3 (2nd)	Missouri Valley	Nov. 28, 2015
5. 4 (4th)	at Incarnate Word	Dec. 02, 2018
4 (2nd)	San Francisco	Dec. 21, 2017
4 (4th)	ULM	Feb. 20, 2016
4 (2nd)	Houston Baptist	Dec. 19, 2015

FEWEST POINTS ALLOWED IN A HALF

No.	Opponent	Date
1. 8 (1st)	McMurry	Dec. 17, 2014
2. 9 (2nd)	ULM	Feb. 20, 2016
3. 10 (1st)	at UCF	Dec. 17, 2005
4. 11 (2nd)	ULM	Jan. 08, 2021
11 (1st)	Missouri Valley	Nov. 28, 2015
11 (2nd)	at Texas A&M-Corpus Christi	Dec. 13, 2014
11 (1st)	Northwestern State	Feb. 09, 2006
7. 12 (1st)	at Georgia Southern	Mar. 05, 2015
12 (2nd)	at UCF	Dec. 17, 2005
12 (1st)	Nicholls State	Mar. 04, 2005
12 (1st)	UTSA	Feb. 10, 2005

LARGEST LOSING MARGIN

Total (Score)	Opponent	Date
1. 56 (30-86)	at Texas	Nov. 29, 1978
2. 55 (42-97)	at TCU	Jan. 04, 2008
55 (48-103)	Oklahoma	Dec. 04, 1984
55 (34-89)	at Texas	Jan. 25, 1979
5. 53 (46-99)	at Oklahoma	Nov. 20, 2013
53 (47-100)	vs. Wayland Baptist	Mar. 06, 1976
7. 52 (58-110)	at Oral Roberts	Nov. 12, 2010
52 (36-88)	at Mississippi	Nov. 30, 1994

FEWEST FIELD GOALS MADE

Total	Opponent	Date
1. 8	at Baylor	Nov. 13, 2015
2. 9	at Texas	Dec. 21, 2004
3. 10	at UTSA	Jan. 04, 1983
4. 12	at Oklahoma State	Nov. 10, 2013
12	Stephen F. Austin	Jan. 26, 2006
12	at TCU	Dec. 02, 2003
7. 13	at TCU	Jan. 04, 2008

FEWEST FIELD GOALS ATTEMPTED

Total	Opponent	Date
1. 37	at Texas Tech	Nov. 15, 1998
2. 40	at Baylor	Nov. 13, 2015

LOWEST FIELD GOAL PERCENTAGE (Min. 50 Attempted)

Pct. (FG-A)	Opponent	Date
1. .173 (9-52)	at Texas	Dec. 21, 2004
2. .185 (??-??)	at Arkansas	Dec. 22, 1992
3. .194 (12-62)	Stephen F. Austin	Jan. 26, 2006
4. .215 (14-65)	vs. Texas A&M	Mar. 17, 2007
5. .220 (13-59)	at TCU	Jan. 04, 2008
.220 (??-??)	at Mississippi	Nov. 30, 1994
7. .221 (15-68)	at Sam Houston State	Jan. 11, 2012
8. .222 (12-54)	at Oklahoma State	Nov. 10, 2013
9. .227 (15-66)	Northwestern State	Feb. 26, 2011
10. .230 (14-61)	at Omaha	Nov. 30, 2012

FEWEST 3-POINT FIELD GOALS MADE

Total	Opponent	Date
1. 0 (28 times)	Last: Coastal Carolina	Dec. 31, 2016
2. 1 (Numerous times)	Last: Little Rock	Jan. 04, 2020

FEWEST 3-POINT FIELD GOALS ATTEMPTED

Total	Opponent	Date
1. 1 (3 times)	Last: Mississippi	Nov. 24, 1989
2. 4	at Houston Baptist	Nov. 08, 2013
3. 5	at Little Rock	Jan. 24, 2015

FEWEST FREE THROWS MADE

Total	Opponent	Date
1. 0	ULM	Jan. 04, 1993
2. 1 (Numerous Times)	Last: at Georgia State	Jan. 03, 2019

FEWEST FREE THROWS ATTEMPTED

Total	Opponent	Date
1. 2	at Georgia State	Jan. 03, 2019
2. 3 (6 times)	Last: at ULM	Mar. 02, 2017

LOWEST FREE THROW PERCENTAGE (Min. 10 Attempted)

Pct. (FT-A)	Opponent	Date
1. .300 (3-10)	at Utah	Nov. 27, 2017
.300 (3-10)	at Baylor	Nov. 13, 2015
3. .357 (5-14)	Stephen F. Austin	Mar. 01, 2008
4. .385 (5-13)	Marist	Dec. 19, 2019
5. .440 (11-25)	at Texas State	Feb. 12, 2015
6. .444 (8-18)	Stephen F. Austin	Jan. 26, 2006
7. .455 (5-11)	at South Alabama	Jan. 12, 2017
8. .458 (11-24)	Stephen F. Austin	Dec. 03, 2016

FEWEST REBOUNDS

No.	Opponent	Date
1. 17	Little Rock	Feb. 14, 2019
2. 18	at Pittsburg State	Nov. 30, 1980

2021-22 LADY MAVS MEDIA ROSTER



0

STEPHANIE MOSLEY
F | 6-0 | FR. | MANSFIELD, TEXAS



1

OLYMPIA CHANEY
G | 5-8 | FR. | ATLANTA, GA.



2

RENIYA JONES
G | 5-8 | FR. | WASHINGTON D.C.



4

STARR JACOBS
F | 6-2 | JR. | DALLAS, TEXAS



5

AALIYAH MCMILLAN
G | 5-8 | FR. | SAN ANTONIO, TEXAS



11

CASSIDEE KINSLOW
F | 6-0 | FR. | HUNTINGTON BEACH, CALIF.



20

CLAIRE CHASTAIN
G | 6-0 | SR. | SHAWNEE, OKLA.



21

TERRYN MILTON
G | 5-9 | SR. | OWASSO, OKLA.



23

CAMRYN HAWKINS
G | 5-10 | SR. | ALBUQUERQUE, N.M.



24

DE'SHA BENJAMIN
G | 6-0 | SR. | AUGUSTA, GA.



32

JORDYN TURNER
F | 6-2 | FR. | OKLAHOMA CITY, OKLA.



34

SHYIA SMITH
F | 5-11 | SR. | IDABEL, OKLA.



41

KATIE FERRELL
G | 6-1 | SR. | PLANO, TEXAS



45

EMMA HALVERSON
F | 6-3 | SR. | PLANO, TEXAS



SHEREKA WRIGHT
HEAD COACH
2ND SEASON



AUSTIN KELLY
ASSISTANT COACH



ROSALYN TINDEL
ASSISTANT COACH



SEAN EHLBECK
ASSISTANT COACH



KAELYNN BOYD
DIRECTOR OF BASKETBALL OPS



JORDYNN HERNANDEZ
GRADUATE ASSISTANT



SHA'HADA ARTBERRY
STRENGTH & CONDITIONING COACH



TASHA KOONTZ
ASSOCIATE ATHLETIC TRAINER



ANDREA AYERS
VIDEO COORDINATOR



JAMES HILL
ASST. DIRECTOR OF COMMUNICATIONS