

UT ARLINGTON MEN'S BASKETBALL



2021-22 INFOGRAPHIC GAME NOTES

Associate AD for Communications: Jason MacBain | Cell: 315.750.0236 | Email: jason.macbain@uta.edu | Twitter: @JaBain

SCHEDULE / RESULTS

| 1-3 | 0-0 | 1-1 | 0-2 | 0-0 |
|---------|----------|------|------|---------|
| OVERALL | SUN BELT | HOME | AWAY | NEUTRAL |

NOVEMBER (1-3) CST / RESULT

| | | |
|----|---------------------------|---------------|
| 9 | @ RV Oklahoma State ESPN+ | L, 88-45 |
| 13 | MARY HARDIN-BAYLOR ESPN+ | W, 104-75 |
| 16 | ABILENE CHRISTIAN ESPN+ | L, 80-71 (OT) |
| 18 | @ North Texas | L, 64-36 |
| 20 | @ San Diego State | 9 PM |
| 27 | @ Utah State | 8 PM |
| 29 | @ UC Santa Barbara | 8 PM |

DECEMBER (0-0)

| | | |
|----|----------------------------------|------|
| 7 | NEVADA ESPN+ | 7 PM |
| 11 | LAMAR ESPN+ | 2 PM |
| 16 | @ Oral Roberts | 7 PM |
| 19 | @ Oklahoma BALLY SPORTS OKLAHOMA | 2 PM |
| 22 | HOWARD PAYNE ESPN+ | 7 PM |
| 30 | SOUTH ALABAMA* ESPN+ | 7 PM |

JANUARY (0-0)

| | | |
|----|---------------------------|------|
| 1 | TROY* ESPN+ | 2 PM |
| 6 | @ Georgia State* ESPN+ | 6 PM |
| 8 | @ Georgia Southern* ESPN+ | TBA |
| 13 | LOUISIANA* ESPN+ | 7 PM |
| 15 | ULM* ESPN+ | 2 PM |
| 20 | @ Arkansas State* ESPN+ | 7 PM |
| 22 | @ Little Rock* ESPN+ | 2 PM |
| 27 | TEXAS STATE* ESPN+ | 7 PM |
| 29 | @ Texas State* ESPN+ | 4 PM |

FEBRUARY (0-0)

| | | |
|----|-------------------------|---------|
| 3 | COASTAL CAROLINA* ESPN+ | 7 PM |
| 5 | APP STATE* ESPN+ | 5 PM |
| 10 | @ ULM* ESPN+ | 6:30 PM |
| 12 | @ Louisiana* ESPN+ | 2 PM |
| 17 | LITTLE ROCK* ESPN+ | 7 PM |
| 19 | ARKANSAS STATE* ESPN+ | 2 PM |
| 23 | @ Troy* ESPN+ | 6 PM |
| 25 | @ South Alabama* ESPN+ | 7 PM |

MARCH (0-0)

| | | |
|---|-----------------------------------------|-------------|
| 3 | Sun Belt Tournament First Round ESPN+ | TBA |
| 5 | Sun Belt Tournament Quarterfinals ESPN+ | TBA |
| 6 | Sun Belt Tournament Semifinals ESPN+ | 5 / 7:30 PM |
| 7 | Sun Belt Tournament Final ESPN / ESPN2 | 6 PM |

All Times Subject To Change

* Denotes Sun Belt Conference Opponent

Sun Belt Tournament: Pensacola Bay Center | Pensacola, FL



UT ARLINGTON @ SAN DIEGO STATE

San Diego, CA | Viejas Arena (12,414)

Video: Mountain West Network

Radio: KTNO 620 AM | The Varsity Network | Josh Sours

Series History: First Meeting (More Info: Page 2)




Greg Young: 169-142 (1-3 @ UTA) | HEAD COACHES | Brian Dutcher: 98-32 (Same @ SDSU)

THE OPENING TIP(S)

❖ San Diego State is the third opponent in five days for UTA which played in the NCAA Tournament last year. The Mavs dropped an overtime heartbreaker to Abilene Christian on Tuesday (more info: page 26) before suffering a 64-36 setback at North Texas on Thursday (more info: page 27).

❖ SDSU will already be the fourth 2021 NCAA Tournament opponent for UTA this month, and in total the Mavs will play eight such foes in their non-conference docket – believed to be the most of any team in the nation.

❖ This will also be the first of three Mountain West Conference opponents for UTA over its next four games. The Mavs will head to Utah State on Nov. 27 before welcoming Nevada to the College Park Center on Dec. 7. UTA is 9-15 all-time versus current MW teams, with the last matchup coming at Nevada in November of 2019 (80-73 UTA loss).



AZORE SUN BELT PRESEASON SECOND

PROBABLE STARTERS

1 JAVON LEVI

5-11 | 163 | G | Grad.

Killeen, TX | UTRGV | Shoemaker HS
Top-6 Nationally In Career Asts, Stls, Ratio



20 NICOLAS ELAME

6-3 | 192 | G | So.

Paris, France | Bella Vista Prep (Ariz.)
T-Career High 17 PTS vs. UMHB Saturday



4 DAVID AZORE

6-4 | 211 | G | Grad.

Houston, TX | Clear Brook HS
Team-High 21 Points vs. ACU Tuesday



21 PEDRO CASTRO

6-6 | 190 | G | Grad.


Fort Worth, TX | Houston Baptist | Blinn
Transferred Back To UTA (Mav From 2017-19)



0 K. AKOBUNDU-EHIOGU

6-9 | 202 | F | R-So.

Lagos, Nigeria | SAGU | Poteet HS
Put On Scholarship In The Offseason



TWEETABLES

1) With a four-block performance at North Texas Thursday, Kaodirichi Akobundu-Ehiogu moved into UTA's top 10 for career blocks despite playing in only 22 games.

2) Akobundu-Ehiogu is now 10th all-time with 72 rejections, and he is the only player in program history with 70+ blocks in fewer than 30 games (next closest: Johnny Hamilton with 72 in the first 30 games of 2017-18; list: page 4).

3) UTA has committed 49 turnovers the past two games, leading directly to 61 points for its opponents.

4) Akobundu-Ehiogu is a perfect 10-10 from the floor in the last three games, and 16 of his 26 points this season have come off dunks.

5) After tying a single-game program record for fewest 1st-half points with 12 at UNT, UTA actually out-scored the Mean Green in the 2nd half Thursday, 24-21, holding them to just 22-percent shooting (6-27).

CLOSING IN ON 1K POINTS



JAVON LEVI

PEDRO CASTRO

DAVID AZORE

UTA has a distinct possibility this season of having three different players each reach 1,000 career points:

Javon Levi: 936 | Needs: 64
David Azore: 919 | Needs: 81
Pedro Castro: 840 | Needs: 160

Azore would be the only one of the three to accomplish the feat with all his points coming at UTA, which would make him just the 26th member of the program's 1,000 Point Club.

In addition to Azore's upcoming scoring milestone, he also ranks in the program's top-10 career list for made free throws (currently: 8th, 285), and he currently has the 8th-best career free throw percentage at 79.4 (record: 88.6).

RE-TWEETS

• Greg Young secured his first-career win at the Division-I level with the 104-75 victory over Mary Hardin-Baylor on Nov. 13.

• The 36 points UTA scored on Thursday at UNT were the 3rd-fewest in a single game in program history (31 at SMU on Dec. 16, 1989 and 35 versus Denver on Dec. 31, 2012). UTA also made just 12 field goals, tied for the fewest in program history with a dozen at the aforementioned SMU contest.

• The Mavs turned the ball over 28 times on Tuesday against Abilene Christian – their most in any game since committing 31 giveaways at Oklahoma State on Dec. 19, 2012.

• UTA shot 64.2 percent (43-67) from the floor last Saturday against Mary Hardin-Baylor, which was tied for the 7th-best mark in single-game program history. It was the 2nd-highest percentage in program history when making at least 40 shots (66 percent, 40-62, at Texas Wesleyan on Jan. 2, 1965).

• Javon Levi posted his seventh-career double-double with 12 points and 10 assists against UMHB. It was the first points-assists double-double by a UTA player since Brian Warren had 15 and 12 versus Arkansas Tech on Nov. 24, 2019.

• The Mavs handed out 28 assists against UMHB, one shy of cracking the top-10 single-game program record list.

• UTA's 43-point loss to Oklahoma State on Nov. 9 was its largest ever in a season opener, and biggest setback since a 48-point defeat (92-44) at Kentucky on Nov. 25, 2014. The Wildcats were the nation's top-ranked team at that time.

ABOUT THE MATCHUP

SDSU
AZTECS



SERIES HISTORY -- FIRST MEETING

UTA has only played two games in its 62+ year history in San Diego, and both of those came against the San Diego Toreros (West Coast Conference member) in 1988 (loss) and 2005 (win).

• SDSU has played one of the most challenging schedules in the nation to date as the Aztecs have a 66-53 win over UC Riverside, a narrow 66-60 loss at BYU – which went to Eugene and destroyed #12 Oregon on Monday, 81-49 – and a hard-fought 65-63 victory against Arizona State at home Thursday night.

• San Diego State has won a Mountain West-record 14 titles (eight regular season and six tournament) – six more than any other current conference member. SDSU was picked to finish 2nd in the MW Preseason Poll this year behind Colorado State.

• SDSU has advanced to the NCAA Tournament in eight of the last 11 seasons (excluding the COVID-canceled 2020 event), and has an NIT semifinal appearance during that span as well.

• Since the start of the 2009-10 season entering this year, San Diego State has the 9th-highest home winning percentage in the country, amassing a 171-23 (88.1) record.

• Matt Bradley leads a trio of double-figure scorers for SDSU through three games at 14.3 per contest. Nathan Mensah is nearly averaging a double-double with 12 points and nine rebounds while shooting 81.3 percent (13-16) from the floor. Trey Pulliam rounds out that trio at 10.3 per outing.



AFRICAN CHAMPIONSHIP SUMMER



Patrick Mwamba represented his native Democratic Republic of Congo this past summer at the FIBA AfroBasket 2021. Mwamba, who was raised in Bukavu in coastal

eastern Congo, earned a spot on the national team to compete in the African Championships which are contested once every four years.

In three games – one win and two losses for Congo all in the Group Stage – Mwamba averaged nine points, four rebounds and 1.3 assists in 27.5 minutes per contest.

The official hashtag of the program has been **#OnePlayOneDay** since Greg Young used it in his introductory press conference on Apr. 8, 2021. The meaning behind it is simply that in order to build a program you have to take it **ONE PLAY** and **ONE DAY** at a time.

PRESEASON COACHES POLL

| | | |
|-----|---------------------|-----------|
| 1 | Georgia State (8) | 139 |
| 2 | Louisiana (2) | 125 |
| 3 | Texas State | 110 |
| 4 | App State (2) | 109 |
| 5 | South Alabama | 105 |
| 6 | Arkansas State | 89 |
| 7 | Coastal Carolina | 69 |
| 8 | Little Rock | 46 |
| T-9 | UT Arlington | 40 |
| T-9 | Troy | 40 |
| 11 | Georgia Southern | 39 |
| 12 | ULM | 25 |

Since joining the Sun Belt Conference in 2013-14, the Mavericks have now been picked to finish 7th or worse (bottom half of the league) four times. In each of the first three occurrences, UTA far exceeded the preseason prognostications:

| YEAR | PRE | FINAL | YEAR | PRE | FINAL |
|---------|-----|-------|---------|----------|----------|
| 2013-14 | 7th | T-5th | 2017-18 | 1st | 4th |
| 2014-15 | 4th | 5th | 2018-19 | 11th | T-2nd |
| 2015-16 | 8th | 3rd | 2019-20 | 2nd | 7th |
| 2016-17 | 1st | 1st | 2020-21 | 3rd West | 3rd West |

2021-22 SUN BELT CONFERENCE PRESEASON TEAMS

FIRST TEAM

Justin Forrest, App State
 Norchad Omier, Arkansas State (POTY)
 Corey Allen, Georgia State
 Theo Akwuba, Louisiana
 Mason Harrell, Texas State

SECOND TEAM

Marquis Eaton, Arkansas State
 Eliel Nsoseme, Georgia State
 Kane Williams, Georgia State
David Azore, UT Arlington
 Caleb Asberry, Texas State

THIRD TEAM

Nikola Maric, Little Rock
 Essam Mostafa, Coastal Carolina
 Jordan Brown, Louisiana
 Isiah Small, Texas State
 Nick Stampely, Troy

SUN BELT CONFERENCE STANDINGS

Entering Games On Friday, Nov. 19

| SCHOOL | SBC | WIN % | OVERALL | WIN % | STREAK |
|---------------------|------------|--------------|------------|-------------|-----------|
| Georgia Southern | 0-0 | ----- | 3-0 | 1.000 | W3 |
| Louisiana | 0-0 | ----- | 3-0 | 1.000 | W3 |
| Little Rock | 0-0 | ----- | 3-1 | .750 | L1 |
| Arkansas State | 0-0 | ----- | 2-1 | .667 | W1 |
| Georgia State | 0-0 | ----- | 2-1 | .667 | L1 |
| Troy | 0-0 | ----- | 2-1 | .667 | W1 |
| App State | 0-0 | ----- | 2-2 | .500 | L1 |
| Coastal Carolina | 0-0 | ----- | 1-1 | .500 | L1 |
| South Alabama | 0-0 | ----- | 1-2 | .333 | L2 |
| Texas State | 0-0 | ----- | 1-2 | .333 | L2 |
| ULM | 0-0 | ----- | 1-2 | .333 | W1 |
| UT Arlington | 0-0 | ----- | 1-3 | .250 | L2 |

STOCKPILING WINS

Since joining the Sun Belt eight years ago, only Georgia State (98) and Louisiana (90) have won more league games than UTA (87):

- | | |
|----------------------------|--------------------------|
| 1) Georgia State: 98 | 7) Little Rock: 71 |
| 2) Louisiana: 90 | 8) South Alabama: 67 |
| 3) UT Arlington: 87 | 9) Arkansas State: 62 |
| 4) Georgia Southern: 77 | 10) App State: 53 |
| 5) ULM: 75 | 11) Troy: 48 |
| 6) Texas State: 74 | 12) Coastal Carolina: 44 |

Coastal Joined The League For The 2016-17 Season

AMONG THE SUN BELT CONFERENCE'S BEST

In the past seven seasons (since 2014-15), UTA's average NET/RPI of 138 is 2nd-best among all Sun Belt teams to only Georgia State's 121.

| Team | 2014-15 | 2015-16 | 2016-17 | 2017-18 | 2018-19 | 2019-20 | 2020-21 | Average |
|---------------------------|------------|------------|-----------|------------|------------|------------|------------|------------|
| 1) Georgia State | 54 | 177 | 106 | 116 | 126 | 134 | 130 | 121 |
| 2) UT Arlington | 180 | 107 | 40 | 112 | 160 | 129 | 242 | 138 |
| 3) Louisiana | 123 | 145 | 114 | 65 | 194 | 230 | 186 | 151 |
| 4) Georgia Southern | 111 | 244 | 144 | 143 | 128 | 147 | 262 | 169 |
| 5) Coastal Carolina | | | 174 | 251 | 153 | 188 | 159 | 185 * |
| 6) Texas State | 233 | 241 | 172 | 247 | 139 | 120 | 154 | 187 |
| 7) ULM | 125 | 104 | 294 | 224 | 145 | 255 | 290 | 205 |
| 8) Little Rock | 276 | 42 | 241 | 308 | 237 | 140 | 221 | 210 |
| 9) South Alabama | 271 | 240 | 229 | 271 | 236 | 169 | 203 | 231 |
| T-10) Arkansas State | 278 | 284 | 113 | 295 | 252 | 202 | 239 | 237 |
| T-10) Appalachian State | 243 | 262 | 295 | 250 | 215 | 181 | 215 | 237 |
| 12) Troy | 312 | 295 | 150 | 197 | 259 | 274 | 289 | 254 |
| Sun Belt Rank (Out Of 32) | 19 | 17 | 13 | 20 | 17 | 14 | 18 | 17 |

* Based On Five-Year Sun Belt Membership | 2014-18 RPI Formula Was Utilized | 2018-Present NET Formula Is Utilized



KAO K-O's SHOTS

PROGRAM SINGLE-SEASON BLOCK LEADERS

- 1) Johnny Hamilton: 77 (2017-18 | 34 Games)
- 2) Jordan Reves: 71 (2012-13 | 33 Games)
- 3) Kaodirichi Akobundu-Ehiogu: 60 (2020-21 | 18 Games)
- 4) Jermaine Griffin: 58 (2006-07 | 29 Games)
- 5) Jordan Reves: 57 (2011-12 | 33 Games)

SINGLE-SEASON TEAM RECORD

- 1) 143 (2017-18 | 34 Games)
- 2) 124 (2020-21 | 26 Games)
- 3) 123 (2011-12 | 33 Games)
- 4) 120 (2013-14 | 32 Games)
- 5) 119 (2012-13 | 33 Games)

PROGRAM CAREER RECORD

| Player | Games | Blocks |
|---------------------|-------|--------|
| 1. Jordan Reves | 124 | 168 |
| 2. Jermaine Griffin | 120 | 145 |
| 3. Brandon Edwards | 126 | 132 |
| 4. Trey Parker | 83 | 113 |
| 5. Roy Johnson | 113 | 85 |
| 6. Mack Callier | 111 | 84 |
| 7. Johnny Hamilton | 34 | 77 |
| 8. Miles Robertson | 51 | 75 |
| 9. Jabari Narcis | 64 | 74 |
| 10. KAODIRICHI | 22 | 72 |









Last year, Kaodirichi Akobundu-Ehiogu was a walk-on who played at a scholarship level, and that's exactly what he got as he received a full ride after a season most didn't see coming. Akobundu-Ehiogu – who didn't have a scholarship offer from any school – wasn't even cleared eligibility-wise until mid-December. He made his debut with just two non-conference games remaining, and after minimal action in UTA's first four Sun Belt games he emerged onto the scene with a **seven-block performance off the bench against Louisiana on Jan. 15 – the most by any walk-on in the country last season**, tied for the 3rd-highest in single-game program history and the most by a Sun Belt player in a conference game in 2020-21.

Akobundu-Ehiogu led the Sun Belt in conference games with 3.2 blocks per game, and for the entire year he averaged **3.3 blocks, which would have ranked 3rd in the nation if he qualified** (had to appear in 75 percent of UTA's games; he played in 69 percent due to not being cleared until mid-December). His 60 total blocks in just 18 games ranked as the 18th-most in the nation.

Additionally, he had five games of 5+ blocks last season – no one else in program history has even had four such games for their career.

CHALLENGING NON-CONFERENCE SCHEDULE

UTA's 2021-22 non-conference schedule features an incredible eight opponents which competed in the NCAA Tournament last season:

| | TEAM / RESULT | CONFERENCE | NCAA BERTH/SEED | NCAA ROUND | RESULT(S) |
|------------------------------------------------------------------------------------|------------------------------------|-------------------------------------|--------------------|----------------------|--------------------------------------------------------|
|  | @ Oklahoma State L, 88-45 | Big 12 Tournament Final | At Large / No. 4 | Second Round | W, (13) Liberty L, (12) Oregon State |
|  | Abilene Christian L, 80-71 (OT) | Southland Tournament Champs | Automatic / No. 14 | Second Round | W, (3) Texas L, (11) UCLA |
|  | @ North Texas L, 64-36 | Conference USA Tournament Champs | Automatic / No. 13 | Second Round | W, (4) Purdue L, (5) Villanova |
|  | @ San Diego State Nov. 20 | Mountain West Tournament Champs | Automatic / No. 6 | First Round | L, (13) Syracuse |
|  | @ Utah State Nov. 27 | Mountain West Tournament Final | At Large / No. 11 | First Round | L, (6) Texas Tech |
|  | @ UC Santa Barbara Nov. 29 | Big West Tournament Champs | Automatic / No. 12 | First Round | L, (5) Creighton |
|  | @ Oral Roberts Dec. 16 | Summit Tournament Champs | Automatic / No. 15 | Sweet Sixteen | W, (2) Ohio State W, (7) Florida L, (3) Arkansas |
|  | @ Oklahoma Dec. 19 | Big 12 Tournament Quarterfinals | At Large / No. 8 | Second Round | W, (9) Missouri L, (1) Gonzaga |

WIN-LOSS COMPARE

UTA's statistical averages in its wins and losses last season:

| Stat | Ws (13) | Ls (13) |
|----------|---------|---------|
| PPG | 79.2 | 68.2 |
| DEF PPG | 63.2 | 77.3 |
| DEF FG % | 38.7 | 46.1 |
| RPG | 42.2 | 32.6 |
| APG | 16.5 | 10.9 |

STATISTICAL TRENDS

UTA'S RECORD WHEN...

| | |
|-------------------------------------|-----|
| Monday | 0-0 |
| Tuesday | 0-2 |
| Wednesday | 0-0 |
| Thursday | 0-1 |
| Friday | 0-0 |
| Saturday | 1-0 |
| Sunday | 0-0 |
| Leading At Halftime | 1-0 |
| Trailing At Halftime | 0-3 |
| Tied At Halftime | 0-0 |
| Leading With 5 Minutes Left | 1-0 |
| Trailing With 5 Minutes Left | 0-3 |
| Tied With 5 Minutes Left | 0-0 |
| Shooting 40% FG Or Better | 1-1 |
| Shooting Less Than 40% FG | 0-2 |
| Opponent 40% FG Or Better | 0-1 |
| Opponent Less Than 40% FG | 1-2 |
| Shooting Better FG% Than Opponent | 1-1 |
| Shooting Worse FG% Than Opponent | 0-2 |
| Shooting Better 3-FG% Than Opponent | 0-1 |
| Shooting Worse 3-FG% Than Opponent | 1-2 |
| Outrebounding Opponent | 1-0 |
| Outrebounded By Opponent | 0-3 |
| Rebounds Tied | 0-0 |
| More Turnovers Than Opponent | 1-3 |
| Fewer Turnovers Than Opponent | 0-0 |
| Same Turnovers As Opponent | 0-0 |

UTA'S POINT TOTAL...

| | |
|--------------|-----|
| 35-49 Points | 0-2 |
| 50-59 Points | 0-0 |
| 60-69 Points | 0-0 |
| 70-79 Points | 0-1 |
| 80-89 Points | 0-0 |
| 90-99 Points | 0-0 |
| 100+ Points | 1-0 |

GAMES DECIDED BY...

| | |
|--------------|-----|
| 1-5 Points | 0-0 |
| 6-9 Points | 0-1 |
| 10-19 Points | 0-0 |
| 20+ Points | 1-2 |

FOLLOW US



@UTAMavsMBB /UTAMavsMBB

Please refer to the University of Texas at Arlington as **UT Arlington**. UTA is acceptable on second reference. Using Texas-Arlington, UT-Arlington or any other form is incorrect.

#OnePlayOneDay

TOP-10 SINGLE-SEASON RECORDS IN 2020-21

10TH
+3.4

SCORING MARGIN
Record: +9.8 | 2015-16

T-9TH
35.7

3-PT PERCENTAGE
Record: 40.6 | 1988-89

T-7TH
42.3

OPP FG PERCENTAGE
Record: 39.1 | 2012-13

Third-straight year UTA has posted a top-10 program record in defensive field-goal percentage: 42.3 in 2018-19 (T-7th) and 41.2 in 2019-20 (T-5th).

8TH
235

3-POINTERS MADE
Record: 310 | 2016-17

Third-straight year UTA has posted a top-10 program record in 3-pointers made: 234 in 2018-19 (10th) and 250 in 2019-20 (7th).

Third-straight year UTA has posted a top-10 program record from the charity stripe: 74.1 in 2018-19 (6th) and 74.8 in 2019-20 (4th).

8TH
73.6

FT PERCENTAGE
Record: 76.0 | 1965-66

Most 3s made in program history in a 26-game season (previous occurrences in 26 contests: 127 in 1995-96 and 151 in 1998-99). The 3-point line was adopted by the NCAA in 1986-87.

BACK TO THE FUTURE



Pedro Castro began his collegiate career with UTA, redshirting as a freshman in 2017-18 before playing in 33 games with three starts as a redshirt freshman in 2018-19. Then, the Fort Worth product transferred out of the program to Blinn College for his redshirt sophomore season in 2019-20 and Houston Baptist last year, where he averaged team bests in points (14.8), rebounds (7.3), steals (1.5) and blocks (1.1). He currently has 813 career points across those three schools.

Castro is one of only nine D-I players in the country this year playing for the school in which they started their college career, transferred out of that school and then returned to that school (**bold denotes current team**):

Jaylen Fornes: **UNC Wilmington** (2016-19) | Nicholls (2019-21)

Kevin Marfo: **Quinnipiac** (2017-20) | Texas A&M (2020-21)

Dimencio Vaughn: **Rider** (2016-20) | Ole Miss (2020-21)

Elijah Olaniyi: **Stony Brook** (2017-20) | Miami (2020-21)

Caleb Grill: **Iowa State** (2019-20) | UNLV (2020-21)

Tyler Harris: **Memphis** (2018-20) | Iowa State (2020-21)

Both Gach: **Utah** (2018-20) | Minnesota (2020-21)

Andrej Jakimovski*: **Washington St.** (2020-21) | LMU (2021)

* Was Only At Loyola Marymount From June-August 2021.



No, it's **NOT** Photoshopped. Kao can touch the top of the backboard. Scan the QR Code to see for yourself.



AMONG THE NATION'S ELITE

Javon Levi spent the previous four seasons at UT Rio Grande Valley (UTRGV), accumulating statistical numbers which place him among the best guards in the nation. Levi ranks in the top 6 among all active Division-I players in the country in career assists (3rd), steals (5th) and assist-to-turn-over ratio (6th). For comparison, his 249 steals would be a UTA record.



| PLAYER | SCHOOL | ASSISTS |
|-------------------|---------------------|------------|
| Kameron Langley | North Carolina A&T | 771 |
| Jordan Bohannon | Iowa | 642 |
| Javon Levi | UT Arlington | 616 |
| Jacob Gilyard | Richmond | 603 |
| Grayson Murphy | Belmont | 602 |

| PLAYER | SCHOOL | STEALS |
|-------------------|---------------------|------------|
| Jacob Gilyard | Richmond | 371 |
| Quan Jackson | UAB | 260 |
| Jarrod West | Louisville | 260 |
| Kevin Johnson | Illinois Chicago | 253 |
| Javon Levi | UT Arlington | 249 |

| PLAYER | SCHOOL | RATIO |
|-------------------|----------------------|-------------|
| Darius Brown II | Cal State Northridge | 3.07 |
| Grayson Murphy | Belmont | 2.97 |
| Jalen Pickett | Penn State | 2.79 |
| Andrew Nemphard | Gonzaga | 2.62 |
| Jacob Gilyard | Richmond | 2.62 |
| Javon Levi | UT Arlington | 2.59 |

CONSISTENT IMPROVEMENT

UTA's first season of basketball took place in 1959-60, and since that opening year the Mavs have improved significantly in each of their six decades. Below are the average amount of wins each decade:

| DECADE | AVG. WINS |
|------------|---------------|
| 60s | → 8.4 |
| 70s | → 9.2 |
| 80s | → 11.1 |
| 90s | → 13.0 |
| 00s | → 15.1 |
| 10s | → 19.0 |

UTA finished the 2010s with an average of 19 wins per season – by far the highest in program history. The Mavericks have posted just seven 20-win seasons in their 60-year history, but three of those have come since 2015-16:

| Year | Record | Post |
|---------|--------|------|
| 2016-17 | 27-9 | NIT |
| 2015-16 | 24-11 | CIT |
| 2011-12 | 24-9 | NIT |
| 2017-18 | 21-13 | --- |
| 2007-08 | 21-12 | NCAA |
| 1990-91 | 20-9 | --- |
| 1980-81 | 20-8 | NIT |

THE LAST TIME

A MAVERICKS' PLAYER...

Scored 40 Or More Points

.....43, Stephen Barber at UTSA, 2/24/02

Scored 30 Or More Points

.....31, Shahada Wells vs. Louisiana, 1/15/21

Totaled 20 Or More Rebounds

.....22, Jermaine Griffin vs. UT Permian Basin, 12/1/05

Totaled 15 Or More Rebounds

.....15, Fredelin De La Cruz vs. Hardin-Simmons, 12/11/20

Totaled 10 Or More Assists

.....10, Javon Levi vs. Mary Hardin-Baylor, 11/13/21

Recorded A Double-Double (Points/Rebounds)

.....Kaodirichi Akobundu-Ehiogu at Louisiana (11/10), 2/22/21

Recorded A Double-Double (Points/Assists)

.....Javon Levi vs. Mary Hardin-Baylor (12/10), 11/13/21

Recorded A Triple-Double (Points/Rebounds/Assists)

.....Erick Neal vs. UT Dallas (10/10/13), 11/27/17 (Only One In Program History)

THE MAVERICKS' TEAM...

Played An OT Game L, 80-71 vs. Abilene Christian 11/16/21

Scored 100+ Points W, 104-75 vs. Mary Hardin-Baylor 11/13/21

Allowed 100+ Points L, 93-102 at Little Rock 1/1/21

Had 50 Or More Rebounds61 vs. Howard Payne 12/22/20

Had 20 Or More Assists28 vs. Mary Hardin-Baylor 11/13/21

Had 15 Or More Steals18 vs. Howard Payne 11/13/13

Played AP Ranked Opp..... at #8 Gonzaga, L: 72-66 11/19/19

Defeated AP Ranked Opp..... at #12 Saint Mary's, 65-51 12/8/16

UTA VS TOP-25 TEAMS

| | | | |
|---------------------|----------------------------|----------|--------------|
| Nov. 19, 2019 | at #8 Gonzaga | L | 66-72 |
| Nov. 17, 2019 | at #14 Oregon | L | 47-67 |
| Dec. 18, 2018 | at #8 Gonzaga | L | 55-89 |
| Dec. 18, 2017 | at #25 Creighton | L | 81-90 |
| Nov. 21, 2017 | at #25 Alabama | L | 76-77 |
| Dec. 8, 2016 | at #12 Saint Mary's | W | 65-51 |
| Dec. 2, 2014 | at #6 Texas | L | 53-63 |
| Nov. 25, 2014 | at #1 Kentucky | L | 44-92 |
| Nov. 19, 2013 | at #4 Kentucky | L | 76-105 |
| Dec. 19, 2012 | at #24 Oklahoma State | L | 44-69 |
| Nov. 23, 2011 | at #9 Baylor | L | 65-75 |
| Dec. 29, 2010 | at #3 Kansas | L | 57-82 |
| Dec. 20, 2008 | at #21 Baylor | L | 76-79 |
| Mar. 21, 2008 | vs. #2 Memphis# | L | 63-87 |
| Dec. 3, 2005 | at #2 Texas | L | 55-93 |
| Dec. 15, 2004 | at #14 Texas | L | 70-85 |
| Jan. 2, 2004 | at #19 Texas | L | 79-99 |
| Nov. 27, 2002 | at #3 Texas | L | 45-76 |
| Nov. 18, 1997 | at #19 Oklahoma | L | 63-81 |
| Dec. 20, 1994 | at #21 New Mexico State | L | 63-102 |
| Dec. 28, 1993 | vs. #14 Connecticut+ | L | 72-112 |
| Dec. 21, 1992 | at #17 Nebraska | L | 95-116 |
| Nov. 23, 1991 | at #14 Utah | L | 57-58 |
| Dec. 6, 1986 | at #11 Oklahoma | L | 76-101 |
| Feb. 7, 1985 | at #14 Louisiana Tech | L | 61-86 |
| Jan. 12, 1985 | vs. #14 Louisiana Tech | L | 65-76 |
| Feb. 12, 1973 | vs. #13 UL Lafayette | ~L | 96-111 |
| Jan. 13, 1973 | at #13 UL Lafayette | ~L | 73-79 |
| Dec. 18, 1970 | vs. #19 Drake* | L | 83-102 |
| Dec. 4, 1970 | at #18 Long Beach State | L | 57-102 |
| Dec. 1, 1970 | at #15 New Mexico State | L | 82-107 |
| Feb. 26, 1970 | vs. #15 Houston | L | 84-102 |
| Dec. 4, 1969 | at #20 Houston | L | 70-88 |
| Feb. 22, 1968 | at #1 Houston | L | 75-130 |

NCAA Tournament | + Hilo, Hawai'i | ~ UL Wins Later Vacated | * Fort Worth, TX

HOME-COURT ADVANTAGE

UTA will be celebrating the 10-year anniversary of the College Park Center during a men's and women's doubleheader on Feb. 5, 2022, against App State. The CPC opened on Feb. 1, 2012, with the Mavs capping a men's and women's doubleheader with a 67-66 victory over UTSA in front of a then-school-record crowd of 6,228.

CPC ATTENDANCE HIGHS

| | | | |
|-----|-------|----------|-------------------------------|
| 1) | 6,421 | 11/16/12 | MBB vs. Oklahoma |
| 2) | 6,336 | 3/22/17 | MBB vs. CSU Bakersfield (NIT) |
| 3) | 6,228 | 2/1/12 | M/WBB vs. UTSA |
| 4) | 6,186 | 1/24/19 | WBB vs. Georgia Southern |
| 5) | 6,105 | 12/3/15 | MBB vs. North Texas |
| 6) | 5,714 | 1/16/20 | WBB vs. Louisiana |
| 7) | 5,390 | 3/20/17 | MBB vs. Akron (NIT) |
| 8) | 5,272 | 2/11/12 | MBB vs. Texas State |
| 9) | 5,033 | 1/23/16 | MBB vs. Little Rock |
| 10) | 5,011 | 2/9/17 | WBB vs. Little Rock |

The Mavs need just four more wins to reach 100 all-time victories inside the College Park Center.

| YEAR | RECORD | PERCENTAGE |
|--------------|--------------|-------------|
| 2011-12 | 4-0 | 1.000 |
| 2012-13 | 7-8 | .467 |
| 2013-14 | 9-5 | .643 |
| 2014-15 | 9-5 | .643 |
| 2015-16 | 13-2 | .867 |
| 2016-17 | 14-1* | .933 |
| 2017-18 | 13-2 | .867 |
| 2018-19 | 9-5 | .643 |
| 2019-20 | 8-8 | .500 |
| 2020-21 | 9-4 | .692 |
| 2021-22 | 1-1 | .500 |
| TOTAL | 96-41 | .700 |

* Tied for the most home wins in single-season program history along with 2007-08. The only loss was a four-point setback to Cal State Bakersfield in the NIT Quarterfinals.




ABOUT THE CPC

The Mavericks have called the beautiful College Park Center home since the 7,000 all chair-back seat multi-purpose arena opened in 2012. The \$78 million project broke ground on March 5, 2010, and opened less than two years later. The arena is part of a 20-acre section of campus known as the College Park District, which includes a residence hall, student apartments, a 4.62 acre park, restaurants and three parking garages. The arena features 4,055 lower bowl seats, in addition to a 2,800-square-foot hospitality suite. A distinctive feature is a center hung 4-sided Daktronics LED scoreboard with an additional end zone LED display, ribbon displays and scorer's table. The lower concourse contains sports medicine facilities, two full-sized practice courts, a 2,500-sq-ft weight room, a press center, an academic support study center and coaches' office suites. In addition to Mavericks basketball and volleyball events, the facility hosts a variety of concerts, speaking engagements and other events. The WNBA's Dallas Wings also call College Park Center home during their season.



TEXAS HALL-THE HOME BEFORE COLLEGE PARK CENTER



Prior to the College Park Center, the Mavs called Texas Hall home – which was one of most unique venues in all of college athletics. Opened on Oct. 18, 1965 – with the first-ever performer being Louis Armstrong – the initial basketball game was contested on Dec. 1 that same year against East Texas State.

The on-campus proscenium theater, which is still in use today, put the Mavs and their opponent on an elevated stage with 600 bench seats on the back of the stage and the remainder of the 4,200 capacity in theater-style seating on the other side of the court separated into a lower level and balcony section.

In 1997, Sports Illustrated named Texas Hall as "The Best Place In America To Watch College Basketball." For the final 12 years in which games were played in Texas Hall, they were contested on the floor which was used at the 1999 Men's Final Four at Tropicana Field in St. Petersburg, Fla. **UTA accumulated a 351-222 (.613) all-time record on "The Stage" from 1965-2012.**

ABOUT UT ARLINGTON

GENERAL INFORMATION

| | |
|-----------------------------|--------------------|
| Location | Arlington, Texas |
| Enrollment | 41,515 |
| President ad interim | Teik C. Lim, Ph.D. |
| Director Of Athletics | Jim Baker |

COACHING STAFF

| | |
|-------------------------------------------|------------------------------------------------------------|
| Head Coach | Greg Young (Howard Payne '86 / 1 ST Year As HC) |
| Young Prior | 2009-13: UTA Assistant / 2013-21: UTA Associate HC |
| Career Record | 169-142 (.543) (10 Seasons As JUCO HC) |
| Record At UTA | 1-3 (.250) 1st Season |
| Associate Head Coach | Royce Johnson (Thomas Edison '13 / 4 TH Year) |
| Assistant HC/Recruiting Coordinator | Riley Davis (Texas '11 / 4 TH Year) |
| Assistant Coach | Dwight Thorne II (Colorado '10 / 1 ST Year) |

SUPPORT STAFF

| | |
|-------------------------------------|--------------------------------------------------------------|
| Director Of Operations | Parker Eidson (Tennessee '16 / 4 TH Year) |
| Video Coordinator | Matt McGann (Oklahoma State '17 / 4 TH Year) |
| Strength & Conditioning Coach | Matt Segura (Chico State '09 / 1 ST Year) |
| Associate Athletic Trainer | Royal Milton III (Nicholls State '13 / 2 ND Year) |
| Graduate Manager | Jalen Jones (UT Arlington '17 / 1 ST Year) |
| Graduate Manager | Jacob Mahjoub (UT Arlington '21 / 1 ST Year) |
| Graduate Manager | Sam Tarver (Tennessee '20 / 1 ST Year) |
| Administrative Assistant | Rachael Morgan (McMurry '13 / 4 TH Year) |

HISTORY

| | |
|----------------------------------------------|----------------|
| First Season / Total Seasons Completed | 1959-60 / 62 |
| All-Time Record | 778-968 (.446) |

| | |
|---------------------------------------------|------------------|
| Years In Sun Belt Conference | 8 (2013-Present) |
| All-Time Sun Belt Record | 87-62 (.584) |
| Sun Belt Regular Season Championships | 1 (2017) |
| Sun Belt Tournament Championships | 0 |
| Sun Belt Tournament Finalist | 2 (2018, 2019) |

| | |
|--------------------------------------------|-------------|
| Years In Western Athletic Conference | 1 (2012-13) |
| All-Time WAC Record | 11-7 (.611) |
| WAC Regular Season Championships | 0 |
| WAC Tournament Championships | 0 |

| | |
|----------------------------------------------|----------------|
| Years In Southland Conference | 48 (1964-2012) |
| All-Time Southland Record | 289-354 (.442) |
| Southland Regular Season Championships | 2 (2004, 2012) |
| Southland Tournament Championships | 1 (2008) |

| | |
|-----------------------------------|----------------------|
| NCAA Tournament Appearances | 1 (2008) |
| NCAA Tournament Record | 0-1 |
| NIT Appearances | 3 (1981, 2012, 2017) |
| NIT Record | 2-3 |
| CIT Appearances | 2 (2013, 2016) |
| CIT Record | 1-2 |

UT Arlington is the 4th-largest institution in Texas. It is one of 131 universities nationwide to receive the R-1: Doctoral Universities—Very High Research Activity designation by the Carnegie Classification of Institutions of Higher Education, the definitive list for the top doctoral research universities in the United States.

In 2021, UTA received the Texas Tier One designation reserved for the state's top institutions for academic and research excellence. The University ranks No. 1 nationally in the Military Times' annual "Best for Vets: Colleges" list, is designated as a Hispanic-Serving Institution and Asian American and Native American Pacific Islander-Serving Institution, and has approximately 240,000 alumni making an impact across Texas and beyond.

UTA HISTORY

Founded in 1895 as Arlington College, a private school for younger children, UT Arlington had a succession of names and ownerships until it was officially designated as the University of Texas at Arlington on Mar. 13, 1967 – a couple of years after it was transferred into the University of Texas System.

1895-1902: Arlington College

1902-1913: Carlisle Military Academy

1913-16: Arlington Training School

1916-17: Arlington Military Academy

1917-23: Grubb's Vocational College

** Became A Branch Of The Texas A&M System In 1917*

1923-1949: North Texas Agricultural College

1949-67: Arlington State College

** Transitioned To A Four-Year Division-I School In 1959*

** Became A Branch Of The University of Texas System In 1965*

1967-Present: University of Texas at Arlington



In addition to eight name changes, UTA has undergone seven nickname alterations as well since becoming a state-supported school in 1917.

1917-21

Grubbers / Shorthorns

1921-23

Hornets

1923-49

Junior Aggies

1949-51

Blue Riders

1951-71

Rebels

1971-Present

Mavericks

The 'Mavericks' nickname was derived from one of the most influential people in Texas history: **Samuel Augustus Maverick**, a lawyer, politician, land baron and signer of the Texas Declaration of Independence. **His name was the source of the term "maverick,"** which was derived from fellow ranches who started to refer to Maverick as "independently minded" after he refused to brand his cattle. Unbranded cattle not part of the herd became labeled as "Mavericks."

Maverick was one of the largest landholders in Texas in the 1800s, owning 340,000 acres which promoted the Washington Daily Globe in 1854 to call him "the largest landholder in the world, and by far the wealthiest citizen in Texas." He was the Mayor of San Antonio from 1839-40, and **UTA utilized the "Sam Maverick" mascot beginning in 1983 for 2+ decades (pic above).**

2021-22 UT ARLINGTON MEN'S BASKETBALL ROSTER

NUMERICAL

| No. | Name | Pos. | Ht. | Wt. | Yr. | Hometown / High School / Previous School(s) |
|-----|----------------------------|------|------|-----|-------|---------------------------------------------------------------------------------------|
| 0 | Kaodirichi Akobundu-Ehiogu | F | 6-9 | 202 | R-So. | Lagos, Nigeria / Poteet / Southwestern Assemblies of God |
| 1 | Javon Levi | G | 5-11 | 163 | Gr. | Killeen, Texas / Shoemaker / UTRGV |
| 2 | Hayden Brittingham | F | 6-5 | 209 | Fr. | Fort Worth, Texas / Crowley / Coffeyville CC |
| 3 | Carson Bischoff | G | 6-4 | 210 | R-Jr. | Ogden, Utah / Weber / Utah State / Treasure Valley CC / Utah State University Eastern |
| 4 | David Azore | G | 6-4 | 211 | Gr. | Houston, Texas / Clear Brook |
| 5 | Brandyn Talbot | G | 6-5 | 176 | Fr. | Newmarket, Ontario / Dream City Christian |
| 10 | Jack Hoiberg | G | 5-11 | 172 | Gr. | Burr Ridge, Ill. / Hinsdale / Michigan State |
| 12 | Lazaro Rojas | F | 6-11 | 239 | Gr. | Porto Seguro, Brazil / Score Academy / Fresno State |
| 15 | Antonio Romanelli | G | 6-0 | 174 | Fr. | Sydney, Australia / Spring Creek Academy |
| 20 | Nicolas Elame | G | 6-3 | 192 | So. | Paris, France / Bella Vista Prep |
| 21 | Pedro Castro | G | 6-6 | 190 | Gr. | Fort Worth, Texas / Brewer / Houston Baptist / Blinn / UTA |
| 22 | Shemar Wilson | F | 6-9 | 225 | Fr. | Avondale, Ariz. / Tolleson Union / Phoenix College |
| 23 | Patrick Mwamba | F | 6-7 | 201 | R-So. | Bukavu, Congo / Keur Madior International / NBA Academy Africa |
| 24 | Montez Young Jr. | F | 6-5 | 192 | Fr. | Waxahachie, Texas / Waxahachie |
| 55 | Nathaniel Spurgeon | G | 6-0 | 165 | Sr. | Azle, Texas / Homeschooled / Texas Wesleyan |

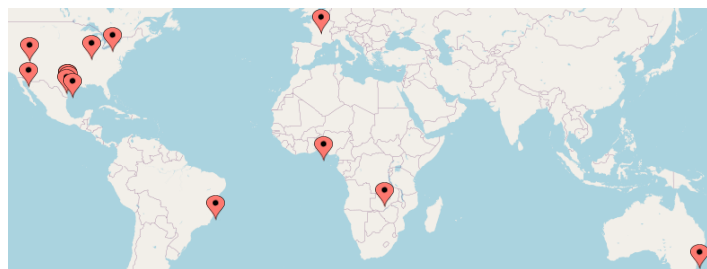
All UTA player year classifications for the 2021-22 season reflect a COVID season factored in (i.e. those who were sophomores in 2020-21 remained sophomores for 2021-22, unless they graduated and are now listed as grad students).

BREAKDOWN

RETURNERS (8) / STARTERS (4) 2020-21 STATS / NOTES

- #0** R-So. Kaodirichi Akobundu-Ehiogu ^(S).... Led Sun Belt With 3.2 BPG
#3 R-Jr. Carson Bischoff Appeared In 15 Games
#4 Gr. David Azore ^(S).. Missed 13 Games (Injury) / 12.8 PPG / 4.8 RPG / 2.1 APG
#5 Fr. Brandyn Talbot Appeared In 12 Games
#12 Gr. Lazaro Rojas Missed 13 Games (Injury) / 4.1 PPG / 3.2 RPG
#15 Fr. Antonio Romanelli..... Walk-On / Played In Three Games
#20 So. Nicolas Elame ^(S)..... 6.5 PPG / 4.1 RPG / 2.6 APG
#23 R-So. Patrick Mwamba ^(S) 22 Starts / 6.9 PPG / 4.7 RPG

^(S) Denotes Returning Starter



Countries Represented

United States, Canada, Brazil, France, Nigeria,
Congo, Australia

States Represented

Texas, Utah, Illinois, Arizona

NEWCOMERS (7) 2020-21 STATS / NOTES

- #1** Gr. Javon Levi..... 599 Assists / 244 Steals At UTRGV
#2 Fr. Hayden Brittingham 6.8 PPG / 4.4 RPG At Coffeyville CC
#10 Gr. Jack Hoiberg .Michigan State Grad / Son Of Nebraska HC Fred Hoiberg
#21 Gr. Pedro Castro 14.8 PPG / 7.3 RPG At HBU / UTA: 2017-19
#22 Fr. Shemar Wilson 2019-20 At Phoenix College: 12.1 PPG / 9.8 RPG
#24 Fr. Montez Young Jr. 17 PPG / 10 RPG At Waxahachie HS
#55 Sr. Nathaniel Spurgeon ... Walk-On / Former UTA Team Manager

LOST (8) NOTES

- Sam Griffin Transferred To Tulsa (D-I)
Jordan Phillips Transferred To Detroit Mercy (D-I)
Fredelin De La Cruz Transferred To Angelo State (D-II)
Shahada Wells Transferred To TCU (D-I)
Davis Steelman Graduated
Tre Jones Mutual Parting
McKade Marquis Transferred To UT Tyler (D-II)
Grayson Carter Transferred To Texas Southern (D-I)

PRONOUNCIATIONS

0: K-O duh-reach-e ACK-uh-BOON-do aye-he-oh-ku

1: JUH-vahn

3: BISH-off

4: AYE-zore

10: HOYE-burg

12: LAZZ-uh-ROW row-HAAS

15: ROW-muh-nelly

20: uh-LALM-eh

22: SHUH-marr

23: WAMBA

55: spurr-GIN

HEAD COACH GREG YOUNG

COACHING CAREER

1986-90: Texas Wesleyan – Assistant
1990-91: Cleburne HS – Assistant
1991-94: Eastern New Mexico – Assistant
1994-98: Lamar CC (Colorado) – Head
1998-00: Hill College – Head
2000-05: Texas State – Recruiting Coordinator
2005-09: Jacksonville College (Texas) – Head
2009-13: UT Arlington – Assistant
2013-21: UT Arlington – Associate
2021-Present: UT Arlington – Head

PLAYING CAREER

1982-86: Howard Payne
Team Captain: Senior Year

EDUCATION

Howard Payne: 1986
 Bachelor's In Physical Education

Texas Wesleyan: 1990
 Master's in Education

PERSONAL

Wife: Nicole
Daughter: Reagan



Famed WWE personality The Undertaker (Mark Calaway) played basketball at Texas Wesleyan University, about 20 minutes down I-30 from UTA in Fort Worth. **Young was an assistant coach at TWU during Calaway's time with the Rams in the mid-80s.**

UTA HEAD COACHING HISTORY

| Coch | Years | W | L | Pct. |
|---------------------|---------|------------|------------|-------------|
| Tom Tinker | 1959-66 | 54 | 113 | .323 |
| Barry Dowd | 1966-76 | 90 | 168 | .349 |
| Bob "Snake" LeGrand | 1976-87 | 122 | 184 | .399 |
| Jerry Stone | 1987-88 | 7 | 22 | .241 |
| Mark Nixon | 1988-92 | 56 | 59 | .487 |
| Eddie McCarter | 1992-06 | 179 | 211 | .459 |
| Scott Cross | 2006-18 | 225 | 161 | .584 |
| Chris Ogden | 2018-21 | 44 | 47 | .484 |
| Greg Young | 2021- | 1 | 3 | .250 |
| TOTAL | | 778 | 968 | .446 |

A veteran on the UT Arlington men's basketball sidelines for more than a decade, Greg Young was named the ninth head coach in program history on Apr. 5, 2021.

A 35-year coaching veteran with deep Lone Star State roots, Young is in his 13th season with UTA in 2021-22 after serving as an assistant (2009-13) or associate (2013-21) coach for the program over the previous 12 years.

In Young's 12 seasons with the Mavericks, UTA has gone 219-165 (.570) and advanced to the postseason four times: 2012 NIT, 2013 CIT, 2016 CIT and 2017 NIT. The Mavs were Southland Conference regular-season champions in 2011-12, reached the Western Athletic Conference Tournament championship game in 2013 and earned the Sun Belt Conference regular season title in 2017. Additionally, UTA went to back-to-back Sun Belt Tournament championship games in 2018 and 2019.

Prior to the 2020-21 season, Young was voted as the top assistant coach in the Sun Belt by his peers, as published by Stadium's Jeff Goodman. Goodman also recognized Young as one of the top-5 assistants in the Southland Conference in 2010-11 when the Mavs were a league member.

Young has previous head-coaching experience as he registered an overall record of 168-139 (.547) in 10 seasons as a junior college head coach. During that time, he had 55 players sign with four-year institutions, including 26 with Division-I schools.

Young came to UT Arlington from Jacksonville College in Texas, where he spent four years as the head coach of the Jaguars. He also served as the school's athletic director.

He led his team to a 21-10 record in 2008-09, which was one of the best seasons in school history. The Jaguars spent the majority of the season in the NJCAA national rankings, and Young was honored following the campaign as the Region XIV Coach of the Year.

Young went to Jacksonville College from Texas State where he served for five years as the Bobcats' recruiting coordinator. During his tenure, the Bobcats played in the Southland Conference Tournament each season. He signed eight top-100 players, according to Texas Hoops, during those five seasons.

Prior to his tenure at Texas State, Young was the head coach at Hill College in Hillsboro, Texas, for two seasons. He led the Rebels to consecutive Region V Tournament appearances, and in 1999-2000 led the team to the regional tournament championship game. That was the first time the school had reached the finals since 1974.

From 1994-98 Young was the head coach at Lamar Community College in Colorado. Young turned the Lopes into a Region VIX contender in his four years there, twice reaching the Region VIX Tournament quarterfinals.

Young was the assistant coach at Eastern New Mexico from 1991-94. He helped lead the Greyhounds to the Lone Star Conference title in 1992 and an appearance in the NCAA Division II Sweet Sixteen in the school's first-ever NCAA Tournament appearance.

Young also spent time as an assistant coach at Cleburne High School during the 1990-91 season and as an assistant at Texas Wesleyan from 1986-90.

A native of Cleburne, Texas, Young was a three-sport athlete at Cleburne High, lettering in football, basketball and baseball. He then went on to play basketball at Howard Payne University where he was a four-year letterman. He was named a captain his senior season and received the distinguished Paul J. Cunningham Award for excellence and dedication his senior year.





KAODIRICHI AKOBUNDU-EHIOGU

R-So. F 6-9 190 Lagos, Nigeria

Southwestern Assemblies of God University | Poteet HS

K-O duh-reach-e
ACK-uh-BOON-do
aye-he-oh-ku



@CASHMONEYKAO



@di5ichi

RECORD HIGHS

POINTS

Career 11 @ Louisiana (2/22/21)

Season 10, 2x, Last vs. Abilene Christian (11/16/21)

REBOUNDS

Career 14 vs. Little Rock (1/22/21)

Season 7 @ North Texas (11/18/21)

OFFENSIVE REBOUNDS

Career 6 @ Louisiana (2/22/21)

Season 2 @ North Texas (11/18/21)

BLOCKS

Career 7 vs. Louisiana (1/16/21)

Season 4, 2x, Last @ North Texas (11/18/21)

FIELD GOALS MADE

Career 5 vs. Mary Hardin-Baylor (11/13/21)

Season 5 vs. Mary Hardin-Baylor (11/13/21)

FREE THROWS MADE

Career 3, 2x, Last @ Louisiana (2/22/21)

Season 2 vs. Abilene Christian (11/16/21)

MINUTES

Career 34 @ Arkansas State (1/29/21)

Season 25 vs. Abilene Christian (11/16/21)

MISCELLANEOUS

| | Season | Career |
|----------------------|--------|--------|
| Double-Figure Points | 2 | 3 |
| 20+ Points | | |
| Double-Doubles | | 1 |
| 5+ Rebounds | 2 | 12 |
| 3+ Blocks | 2 | 16 |

• Spent his 2018-19 freshman year at NAIA member Southwestern Assemblies of God University (SAGU) in Waxahachie, Texas, before suffering a left foot fracture near the end of the season.

• Did not play anywhere in 2019-20, instead choosing to work out in DFW with acclaimed trainer Tyler Relph.

• Worked at Home Depot from February-August 2020 as a Sales Associate in Lumber and Plumbing.

CAREER STATS

| | | | Total | | 3-Ptr | | F-Throws | | Rebounds | | | | | | | | | | | | |
|---------|-------|----------|--------|------|--------|------|----------|-------|----------|-----|-----|-----|----|----|---|----|-----|-----|-----|-----|--|
| Season | GP-GS | Min/Avg | FG-FGA | Pct | FG-FGA | Pct | FT-FTA | Pct | Off | Def | Tot | Avg | PF | FO | A | TO | Blk | Stl | Pts | Avg | |
| 2018-19 | 25-0 | 0/0.0 | 9-20 | .450 | 0-4 | .000 | 4-13 | .308 | 10 | 21 | 31 | 1.2 | 0 | 0 | 5 | 8 | 27 | 2 | 22 | 0.9 | |
| 2020-21 | 18-10 | 392/21.8 | 25-35 | .714 | 0-0 | .000 | 11-17 | .647 | 41 | 62 | 103 | 5.7 | 33 | 0 | 2 | 9 | 60 | 3 | 61 | 3.4 | |
| 2021-22 | 4-3 | 80/20.0 | 12-14 | .857 | 0-0 | .000 | 2-2 | 1.000 | 3 | 13 | 16 | 4.0 | 11 | 0 | 2 | 6 | 12 | 1 | 26 | 6.5 | |
| Total | 47-13 | 472/10.0 | 46-69 | .667 | 0-4 | .000 | 17-32 | .531 | 54 | 96 | 150 | 3.2 | 44 | 0 | 9 | 23 | 99 | 6 | 109 | 2.3 | |

2020-21: Led the Sun Belt in conference games with 3.2 blocks per game ... for the year, averaged 3.3 blocks, which would have ranked 3rd in the nation if he qualified (had to appear in 75 percent of UTA's games; he played in 69 percent due to not being cleared eligibility-wise until mid-December) ... his 60 total blocks in 18 games were the 3rd-most in single-season program history and ranked as the 18th-most in the nation ... had five games of 5+ blocks; no one else in program history has even had four such games for their careers ... #7 play on SportsCenter for Feb. 26 following an alley-oop finish ... had 10 games of 5+ rebounds and 10 contests of 3+ blocks ... ranked 10th in the Sun Belt with 2.5 offensive rebounds per game.

GAME-BY-GAME STATS

| Opponent | Date | GS | MIN | Total | | 3-Pointers | | Free throws | | Rebounds | | | | PF | A | TO | BLK | STL | PTS | AVG |
|--------------------|------------|----|-------|--------|-------|------------|------|-------------|-------|----------|-----|-----|-----|----|---|----|-----|-----|-----|-----|
| | | | | FG-FGA | PCT | 3FG-3FGA | PCT | FT-FTA | PCT | OFF | DEF | TOT | AVG | | | | | | | |
| at Oklahoma St. | 11/09/2021 | * | 15:31 | 2-4 | .500 | 0-0 | .000 | 0-0 | .000 | 0 | 0 | 0 | 0.0 | 3 | 1 | 2 | 2 | 1 | 4 | 4.0 |
| Mary Hardin-Baylor | 11/13/2021 | | 19:54 | 5-5 | 1.000 | 0-0 | .000 | 0-0 | .000 | 0 | 5 | 5 | 2.5 | 1 | 1 | 2 | 0 | 10 | 7.0 | |
| Abilene Christian | 11/16/2021 | * | 24:53 | 4-4 | 1.000 | 0-0 | .000 | 2-2 | 1.000 | 1 | 3 | 4 | 3.0 | 3 | 0 | 1 | 4 | 0 | 10 | 8.0 |
| at North Texas | 11/18/2021 | * | 19:07 | 1-1 | 1.000 | 0-0 | .000 | 0-0 | .000 | 2 | 5 | 7 | 4.0 | 4 | 0 | 2 | 4 | 0 | 2 | 6.5 |
| Totals | | 3 | 79:25 | 12-14 | .857 | 0-0 | .000 | 2-2 | 1.000 | 3 | 13 | 16 | 4.0 | 11 | 2 | 6 | 12 | 1 | 26 | 6.5 |

Player Averages

| Games Played | Minutes/game | Points/game | FG Pct | 3FG Pct | FT Pct | Rebounds/game | Assists/game | Turnovers/game | Assist/Turnover ratio | Steals/game | Blocks/game |
|--------------|--------------|-------------|--------|---------|--------|---------------|--------------|----------------|-----------------------|-------------|-------------|
| 4 | 19.9 | 6.5 | 85.7 | 0.0 | 100.0 | 4.0 | 0.5 | 1.5 | 0.3 | 0.3 | 3.0 |



JAVON LEVI

1

Gr. G 5-11 163 Killeen, Texas

UT Rio Grande Valley (UTRGV) | Shoemaker HS

JUH-vahn

@_yungleid1

@_lamb14

RECORD HIGHS

POINTS

Career 25 @ Grand Canyon (2/29/20)
Season 12 vs. Mary Hardin-Baylor (11/13/21)

REBOUNDS

Career 9 @ Kansas City (1/6/18)
Season 5 @ Oklahoma State (11/9/21)

ASSISTS

Career 13, 4x, Last vs. California Baptist (3/7/20)
Season 10 vs. Mary Hardin-Baylor (11/13/21)

STEALS

Career 7, 3x, Last @ Utah Valley (2/26/21)
Season 3 @ Oklahoma State (11/9/21)

FIELD GOALS MADE

Career 9 @ Grand Canyon (2/29/20)
Season 5 vs. Mary Hardin-Baylor (11/13/21)

FREE THROWS MADE

Career 12 @ Cal State Bakersfield (2/9/19)
Season

3-POINTERS MADE

Career 3, 2x, Last vs. Tarleton State (3/6/21)
Season 2 vs. Mary Hardin-Baylor (11/13/21)

MINUTES

Career 40, 2x, Last vs. California Baptist (3/7/20)
Season 31 vs. Abilene Christian (11/16/21)

MISCELLANEOUS

| | Season | Career |
|-----------------------|--------|--------|
| Double-Figure Points | 1 | 47 |
| 20+ Points | | 2 |
| Double-Figure Assists | 1 | 16 |
| 5+ Steals | | 11 |
| Double-Doubles | 1 | 7 |

CAREER AWARDS

2021 WAC All-Defensive Team
2020 Lefty Driesell Defensive All-American Team
2020 WAC Defensive Player of the Year
2020 WAC All-Defensive Team
2020 WAC Second Team
2019 Lefty Driesell Defensive All-American Team
2019 WAC Defensive Player of the Year
2019 WAC All-Defensive Team

CAREER STATS

| Season | GP-GS | Min/Avg | Total | | 3-Ptr | | F-Throws | | Rebounds | | | | | | | | | | Pts | Avg |
|---------|---------|-----------|---------|------|--------|------|----------|------|----------|-----|-----|-----|-----|----|-----|-----|-----|-----|-----|------|
| | | | FG-FGA | Pct | FG-FGA | Pct | FT-FTA | Pct | Off | Def | Tot | Avg | PF | FO | A | TO | Blk | Stl | | |
| 2017-18 | 30-30 | 684/22.8 | 38-116 | .328 | 7-27 | .259 | 37-61 | .607 | 4 | 67 | 71 | 2.4 | 62 | 1 | 114 | 44 | 1 | 35 | 120 | 4.0 |
| 2018-19 | 37-37 | 1201/32.5 | 123-312 | .394 | 12-54 | .222 | 108-162 | .667 | 30 | 116 | 146 | 3.9 | 90 | 0 | 211 | 75 | 2 | 109 | 366 | 9.9 |
| 2019-20 | 25-25 | 808/32.3 | 97-251 | .386 | 17-48 | .354 | 75-106 | .708 | 23 | 59 | 82 | 3.3 | 57 | 1 | 199 | 68 | 1 | 60 | 286 | 11.4 |
| 2020-21 | 14-14 | 441/31.5 | 49-126 | .389 | 12-36 | .333 | 36-58 | .621 | 15 | 49 | 64 | 4.6 | 38 | 2 | 75 | 41 | 0 | 40 | 146 | 10.4 |
| 2021-22 | 4-4 | 98/24.5 | 8-20 | .400 | 2-3 | .667 | 0-0 | .000 | 3 | 10 | 13 | 3.3 | 8 | 0 | 17 | 13 | 0 | 5 | 18 | 4.5 |
| Total | 110-110 | 3232/29.4 | 315-825 | .382 | 50-168 | .298 | 256-387 | .661 | 75 | 301 | 376 | 3.4 | 255 | 4 | 616 | 241 | 4 | 249 | 936 | 8.5 |

CAREER OVERVIEW:

Played four seasons at UTRGV before transferring to UTA in advance of this season ... averaged 8.7 points, 5.7 assists, 3.4 rebounds and 2.3 steals across 106 games, making 99 starts with UTRGV ... **616 career assists are 3rd among all active Division-I players**, tied for 5th in Western Athletic Conference history and 4th in UTRGV history ... **249 steals are 5th among active D-I players**, 6th in WAC history and the most in UTRGV history ... **2.3 steals per game are 2nd among active D-I players** ... **assist-to-turnover ratio of 2.59 is 6th among D-I players** ... 7th in UTRGV history in minutes played (3,129) ... 10th in UTRGV history in free-throw attempts (387).

GAME-BY-GAME STATS

| Opponent | Date | GS | MIN | Total | | 3-Pointers | | Free throws | | Rebounds | | | | PF | A | TO | BLK | STL | PTS | AVG | |
|--------------------|------------|----|-------|--------|------|------------|-------|-------------|------|----------|-----|-----|-----|-----|----|----|-----|-----|-----|-----|-----|
| | | | | FG-FGA | PCT | 3FG-3FGA | PCT | FT-FTA | PCT | OFF | DEF | TOT | AVG | | | | | | | | |
| at Oklahoma St. | 11/09/2021 | * | 24:55 | 2-5 | .400 | 0-1 | .000 | 0-0 | .000 | 1 | 4 | 5 | 5.0 | 2 | 1 | 4 | 0 | 3 | 4 | 4.0 | |
| Mary Hardin-Baylor | 11/13/2021 | * | 26:22 | 5-7 | .714 | 2-2 | 1.000 | 0-0 | .000 | 0 | 2 | 2 | 3.5 | 2 | 10 | 2 | 0 | 2 | 12 | 8.0 | |
| Abilene Christian | 11/16/2021 | * | 31:14 | 1-4 | .250 | 0-0 | .000 | 0-0 | .000 | 1 | 1 | 2 | 3.0 | 3 | 5 | 3 | 0 | 0 | 2 | 6.0 | |
| at North Texas | 11/18/2021 | * | 15:04 | 0-4 | .000 | 0-0 | .000 | 0-0 | .000 | 1 | 3 | 4 | 3.3 | 1 | 1 | 4 | 0 | 0 | 0 | 4.5 | |
| Totals | | | 4 | 97:35 | 8-20 | .400 | 2-3 | .667 | 0-0 | .000 | 3 | 10 | 13 | 3.3 | 8 | 17 | 13 | 0 | 5 | 18 | 4.5 |

Player Averages

| Games Played | Minutes/game | Points/game | FG Pct | 3FG Pct | FT Pct | Rebounds/game | Assists/game | Turnovers/game | Assist/Turnover ratio | Steals/game | Blocks/game |
|--------------|--------------|-------------|--------|---------|--------|---------------|--------------|----------------|-----------------------|-------------|-------------|
| 4 | 24.4 | 4.5 | 40.0 | 66.7 | 0.0 | 3.3 | 4.3 | 3.3 | 1.3 | 1.3 | 0.0 |



HAYDEN BRITTINGHAM

2

Fr. F 6-5 209 Fort Worth, Texas

Coffeyville Community College | Crowley HS



RECORD HIGHS

POINTS

Career 17 vs. Cowley County (3/6/21)
Season

REBOUNDS

Career 8 vs. Missouri State-West Plains (1/20/21)
Season

BLOCKS

Career 3, 2x, Last vs. Neosho County (3/15/21)
Season

ASSISTS

Career 3 vs. Labette (1/23/21)
Season

STEALS

Career 2, 4x, Last vs. Chipola (4/23/21)
Season

FIELD GOALS MADE

Career 8 vs. Cowley County (3/6/21)
Season

FREE THROWS MADE

Career 8 vs. Missouri State-West Plains (1/20/21)
Season

MINUTES

Career 24 vs. Cowley County (3/6/21)
Season

BIO BLAST

2021-22: Has not played this season (coach's decision).

2020-21: Shot 56 percent from the floor over 30 games ... helped lead Coffeyville CC to the 2021 NJCAA Division I National Championship ... scored in double figures 10 times, highlighted by a 17-point performance against Cowley County CC (Mar. 6) ... scored 12 points and grabbed six rebounds in his NJCAA Tournament debut ... in the semifinal matchup against perennial JUCO power Chipola College, he played a season-high 24 minutes and pulled down seven key rebounds – one shy of matching his high for the year – in a pivotal 66-63 win.

PAINT TOUCHES

- Born in Delaware before moving to Fort Worth when he was in 3rd grade.
- Has a twin sister, Avery, who plays basketball at Stephen F. Austin.
- Favorite food/snack is dipping Cheez-Its in Greek Yogurt.
- Has known UTA associate head coach Royce 'Snoop' Johnson since 5th grade.
- Also played football (quarterback) and was a track and field high jumper in high school.
- Named to the District 5-5A First Team and also the TABC 5A Region 1 Team in high school.

GAME-BY-GAME STATS

MISCELLANEOUS

| | Season | Career |
|----------------------|--------|--------|
| Double-Figure Points | | 10 |
| 20+ Points | | |
| 5+ Rebounds | | 13 |
| 2+ Steals | | 4 |
| 2+ Blocks | | 5 |



CAREER STATS

| Season | GP-GS | Min/Avg | Total | | 3-Ptr | | F-Throws | | Rebounds | | | | PF | FO | A | TO | Blk | Stl | Pts | Avg |
|---------|-------|----------|--------|------|--------|------|----------|------|----------|-----|-----|-----|----|----|----|----|-----|-----|-----|-----|
| | | | FG-FGA | Pct | FG-FGA | Pct | FT-FTA | Pct | Off | Def | Tot | Avg | | | | | | | | |
| 2020-21 | 30-0 | 477/15.9 | 87-156 | .558 | 0-1 | .000 | 31-62 | .500 | 60 | 72 | 132 | 4.4 | 70 | 0 | 20 | 30 | 23 | 20 | 205 | 6.8 |
| 2021-22 | 0-0 | 0/0.0 | 0-0 | .000 | 0-0 | .000 | 0-0 | .000 | 0 | 0 | 0 | 0.0 | 0 | 0 | 0 | 0 | 0 | 0 | 0 | 0.0 |
| Total | 30-0 | 477/15.9 | 87-156 | .558 | 0-1 | .000 | 31-62 | .500 | 60 | 72 | 132 | 4.4 | 70 | 0 | 20 | 30 | 23 | 20 | 205 | 6.8 |



CARSON BISCHOFF

3

R-Jr. G 6-4 210 Ogden, Utah

Utah State Treasure Valley CC Utah State Eastern Weber HS



@carson_bischoff



@carson_bischoff

RECORD HIGHS

POINTS

Career 34 vs. Mt. Hood (12/14/18)
Season

REBOUNDS

Career 12 vs. Spokane (1/12/19)
Season

ASSISTS

Career 7, 3x, Last vs. Blue Mountain (1/9/19)
Season

STEALS

Career 5 @ Southern Idaho (11/20/18)
Season

FIELD GOALS MADE

Career 12 vs. Mt. Hood (12/14/18)
Season

FREE THROWS MADE

Career 8 vs. Snow (11/29/18)
Season

3-POINT FIELD GOALS MADE

Career 8, 2x, Last vs. Big Bend (1/19/19)
Season

MINUTES

Career 40, 4x, Last vs. Yakima Valley (2/6/19)
Season

BIO BLAST

2021-22: Has not played this season (back surgery the week of Nov. 15).

2020-21: Appeared in 15 games ... averaged 1.3 points ... best performance of the season came with six points off a pair of 3-pointers against Dallas Christian (Dec. 17) ... also knocked down 3-pointers against Arkansas (Dec. 2), Tulsa (Dec. 4) and Howard Payne (Dec. 22) as he hit at least one triple in four-straight games to conclude the non-league portion of UTA's schedule ... tied, or bettered, his scoring output in each of the first six games of the year, culminating with the outing versus Dallas Christian ... knocked down his first 3-pointer against Sun Belt competition opposite Louisiana (Jan. 16).

PAINT TOUCHES

- Served a two-year LDS Church (The Church of Jesus Christ of Latter-day Saints) Mission in St. Louis, Mo.
- During that Mission he helped people with various manual-labor tasks: mowing lawns, raking leaves, shoveling driveways, etc.
- Lived with a new companion every six weeks during the Mission. The goal of the Mission is simply to show love to all people throughout the world.
- Committed to UTA without stepping foot on campus in the summer of 2020 during the peak of COVID – took virtual tours to look at facilities, etc.

GAME-BY-GAME STATS

MISCELLANEOUS

| | Season | Career |
|----------------------|--------|--------|
| Double-Figure Points | | 23 |
| 20+ Points | | 13 |
| Double-Doubles | | 5 |
| 5+ Rebounds | | 19 |
| 1+ Steals | | 25 |

• Enjoys watching/playing golf; big fan of Utah native Tony Finau and Dallas native Jordan Spieth.

• His uncle played basketball at Weber State.

• Earned First Team All-Region honors as a high school senior in 2016-17 after averaging 15.7 points and 6.5 rebounds.

CAREER STATS

| Season | GP-GS | Min/Avg | Total | | 3-Ptr | | F-Throws | | Rebounds | | | | | | | | | | | Pts | Avg |
|---------|-------|----------|---------|------|--------|------|----------|------|----------|-----|-----|-----|----|----|----|----|-----|-----|-----|------|-----|
| | | | FG-FGA | Pct | FG-FGA | Pct | FT-FTA | Pct | Off | Def | Tot | Avg | PF | FO | A | TO | Blk | Stl | | | |
| 2017-18 | 13-0 | 212/16.3 | 31-76 | .408 | 13-41 | .317 | 13-20 | .650 | 10 | 31 | 41 | 3.2 | 14 | 0 | 15 | 14 | 0 | 13 | 88 | 6.8 | |
| 2018-19 | 21-21 | 0/0.0 | 135-314 | .430 | 75-192 | .391 | 68-84 | .810 | 21 | 118 | 139 | 6.6 | 32 | 0 | 55 | 34 | 6 | 34 | 413 | 19.7 | |
| 2020-21 | 15-0 | 118/7.9 | 7-34 | .206 | 6-32 | .188 | 0-0 | .000 | 0 | 9 | 9 | 0.6 | 16 | 1 | 3 | 3 | 1 | 2 | 20 | 1.3 | |
| 2021-22 | 0-0 | 0/0.0 | 0-0 | .000 | 0-0 | .000 | 0-0 | .000 | 0 | 0 | 0 | 0.0 | 0 | 0 | 0 | 0 | 0 | 0 | 0 | 0.0 | |
| Total | 49-21 | 330/6.7 | 173-424 | .408 | 94-265 | .355 | 81-104 | .779 | 31 | 158 | 189 | 3.9 | 62 | 1 | 73 | 51 | 7 | 49 | 521 | 10.6 | |



DAVID AZORE

4

Gr. **G** 6-4 211 Houston, Utah
Clear Brook High School



RECORD HIGHS

POINTS

Career 33 @ Georgia Southern (12/21/19)
Season 21 vs. Abilene Christian (11/16/21)

REBOUNDS

Career 13 @ Texas State (2/2/19)
Season 8 vs. Abilene Christian (11/16/21)

ASSISTS

Career 8 vs. ULM (2/1/20)
Season 2 vs. Abilene Christian (11/16/21)

STEALS

Career 3, 6x, Last @ Louisiana (2/22/21)
Season 2 vs. Mary Hardin-Baylor (11/13/21)

FIELD GOALS MADE

Career 11 @ Georgia Southern (12/21/19)
Season 7 vs. Abilene Christian (11/16/21)

FREE THROWS MADE

Career 11 vs. Troy (3/5/21)
Season 6 vs. Abilene Christian (11/16/21)

3-POINT FIELD GOALS MADE

Career 4 vs. App State (1/9/20)
Season 1 vs. Abilene Christian (11/16/21)

MINUTES

Career 40 vs. Texas State (2/28/20)
Season 35 vs. Abilene Christian (11/16/21)

MISCELLANEOUS

| | Season | Career |
|----------------------|--------|--------|
| Double-Figure Points | 2 | 50 |
| 20+ Points | 1 | 8 |
| Double-Doubles | | 6 |
| 5+ Rebounds | 2 | 34 |
| 1+ Steals | 1 | 46 |

CAREER AWARDS

2021-22 Sun Belt Preseason Second Team

2020 Sun Belt Conference Second Team

2020 NABC All-District Second Team

2020-21 Sun Belt Conference Academic Honor Roll

CAREER STATS

| Season | GP-GS | Min/Avg | Total | | 3-Ptr | | F-Throws | | Rebounds | | | | | | | | | | | Pts | Avg |
|---------|-------|-----------|---------|------|--------|------|----------|------|----------|-----|-----|-----|-----|----|-----|-----|-----|-----|-----|------|-----|
| | | | FG-FGA | Pct | FG-FGA | Pct | FT-FTA | Pct | Off | Def | Tot | Avg | PF | FO | A | TO | Blk | Stl | | | |
| 2018-19 | 32-17 | 743/23.2 | 75-233 | .322 | 9-47 | .191 | 110-135 | .815 | 21 | 113 | 134 | 4.2 | 60 | 1 | 51 | 83 | 2 | 19 | 269 | 8.4 | |
| 2019-20 | 32-29 | 963/30.1 | 149-340 | .438 | 32-97 | .330 | 119-157 | .758 | 18 | 136 | 154 | 4.8 | 77 | 0 | 117 | 65 | 5 | 33 | 449 | 14.0 | |
| 2020-21 | 12-12 | 283/23.6 | 51-118 | .432 | 14-32 | .438 | 38-46 | .826 | 3 | 54 | 57 | 4.8 | 22 | 1 | 25 | 14 | 2 | 21 | 154 | 12.8 | |
| 2021-22 | 4-4 | 110/27.5 | 14-39 | .359 | 1-11 | .091 | 18-21 | .857 | 2 | 15 | 17 | 4.3 | 6 | 0 | 4 | 15 | 0 | 2 | 47 | 11.8 | |
| Total | 80-62 | 2099/26.2 | 289-730 | .396 | 56-187 | .299 | 285-359 | .794 | 44 | 318 | 362 | 4.5 | 165 | 2 | 197 | 177 | 9 | 75 | 919 | 11.5 | |

BIO BLAST

2020-21: Missed 13 games in Sun Belt play due to a leg injury ... returned on Feb. 22 ... #1 play on SportsCenter's Top 10 on Feb. 26 for his game-winning four-point play at the buzzer against Arkansas State (team-high 22 points in that contest) ... 12 points and nine rebounds the next day against the Red Wolves (Feb. 27) ... had reached double-figure points in every game except one before the injury ... team-high 21 points in the Sun Belt Tournament against Troy (Mar. 5) ... double-double of 18 points and 12 rebounds at Louisiana Tech (Nov. 27) ... led, or tied, the team in scoring at LA Tech and versus Dallas Christian (15) ... reached double-figure points nine times ... 10 games with at least one steal ... five contests of 5+ rebounds.

GAME-BY-GAME STATS

| Opponent | Date | GS | MIN | Total | | 3-Pointers | | Free throws | | Rebounds | | | | PF A TO BLK STL PTS AVG | | | | | | |
|--------------------|------------|----|--------|--------|------|------------|------|-------------|-------|----------|-----|-----|-----|-------------------------|---|----|-----|-----|-----|------|
| | | | | FG-FGA | PCT | 3FG-3FGA | PCT | FT-FTA | PCT | OFF | DEF | TOT | AVG | PF | A | TO | BLK | STL | PTS | AVG |
| at Oklahoma St. | 11/09/2021 | * | 26:42 | 2-9 | .222 | 0-3 | .000 | 2-3 | .667 | 0 | 1 | 1 | 1.0 | 2 | 1 | 4 | 0 | 0 | 6 | 6.0 |
| Mary Hardin-Baylor | 11/13/2021 | * | 23:36 | 5-10 | .500 | 0-2 | .000 | 5-5 | 1.000 | 1 | 4 | 5 | 3.0 | 0 | 1 | 2 | 0 | 2 | 15 | 10.5 |
| Abilene Christian | 11/16/2021 | * | 35:00 | 7-14 | .500 | 1-5 | .200 | 6-8 | .750 | 1 | 7 | 8 | 4.7 | 4 | 2 | 7 | 0 | 0 | 21 | 14.0 |
| at North Texas | 11/18/2021 | * | 25:06 | 0-6 | .000 | 0-1 | .000 | 5-5 | 1.000 | 0 | 3 | 3 | 4.3 | 0 | 0 | 2 | 0 | 0 | 5 | 11.8 |
| Totals | | 4 | 110:24 | 14-39 | .359 | 1-11 | .091 | 18-21 | .857 | 2 | 15 | 17 | 4.3 | 6 | 4 | 15 | 0 | 2 | 47 | 11.8 |

Player Averages

| Games Played | Minutes/game | Points/game | FG Pct | 3FG Pct | FT Pct | Rebounds/game | Assists/game | Turnovers/game | Assist/Turnover ratio | Steals/game | Blocks/game |
|--------------|--------------|-------------|--------|---------|--------|---------------|--------------|----------------|-----------------------|-------------|-------------|
| 4 | 27.6 | 11.8 | 35.9 | 9.1 | 85.7 | 4.3 | 1.0 | 3.8 | 0.3 | 0.5 | 0.0 |



BRANDYN TALBOT

5

Fr. G 6-5 176 Newmarket, Ontario
Dream City Christian School



@BrandynTalbot



@talllbot

RECORD HIGHS

POINTS

Career 13 vs. Dallas Christian (12/17/20)

Season 6 vs. Mary Hardin-Baylor (11/13/21)

REBOUNDS

Career 8 vs. Howard Payne (12/22/20)

Season 3 vs. Mary Hardin-Baylor (11/13/21)

ASSISTS

Career 3 vs. Howard Payne (12/22/20)

Season 2 vs. Mary Hardin-Baylor (11/13/21)

STEALS

Career 1, 2x, Last vs. Mary Hardin-Baylor (11/13/21)

Season 1 vs. Mary Hardin-Baylor (11/13/21)

FIELD GOALS MADE

Career 4, 2x, Last vs. Howard Payne (12/22/20)

Season 2, 2x, Last @ North Texas (11/18/21)

FREE THROWS MADE

Career 4 vs. Hardin-Simmons (12/11/20)

Season 4 vs. Hardin-Simmons (12/11/20)

3-POINT FIELD GOALS MADE

Career 3 vs. Howard Payne (12/22/20)

Season 2 vs. Mary Hardin-Baylor (11/13/21)

MINUTES

Career 24 vs. Hardin-Simmons (12/11/20)

Season 20 vs. Mary Hardin-Baylor (11/13/21)

BIO BLAST

2020-21: Played in 12 games, averaging 3.3 points and 1.3 rebounds per game ... scored his first-career points on a 3-pointer at Tulsa (Dec. 4) ... reached double-figure points in three-straight games from Dec. 11-22 against Hardin-Simmons (12), Dallas Christian (13) and Howard Payne (11) ... knocked down a season-best three 3-pointers versus HPU ... made his collegiate debut at Arkansas (Dec. 2), logging nine minutes of action ... secured one rebound in that game ... season highs of eight rebounds and three assists in 16 minutes opposite Howard Payne ... blocked a shot against Hardin-Simmons ... passed out his first assist in Sun Belt action versus Little Rock (Jan. 22) ... recorded at steal at Tulsa ... averaged 8.3 minutes per contest.

PAINT TOUCHES

- During his year at Bella Vista Prep, he was not only teammates, but also roommates, with Nicolas Elame.
- He now rooms with Elame, who had a significant impact in Talbot choosing to attend UTA.
- Has lived on his own/with high school teammates since he moved to the United States in 2015-16.
- Has seven other siblings; he is the middle child.
- Averaged 12.4 points, 2.9 assists and 2.4 rebounds per game playing against some of the best competition in the country as a high school senior in 2019-20; Dream City was ranked as high as #21 in the nation by USA Today that year.

GAME-BY-GAME STATS

MISCELLANEOUS

| | Season | Career |
|----------------------|--------|--------|
| Double-Figure Points | | 3 |
| 20+ Points | | |
| 2+ 3-Pointers | 1 | 4 |
| 5+ Rebounds | | 1 |
| 1+ Steals | 1 | 2 |

| Opponent | Date | GS | MIN | Total | | 3-Pointers | | Free throws | | Rebounds | | | | PF | A | TO | BLK | STL | PTS | AVG | | |
|--------------------|------------|----|-------|-------|------|------------|------|-------------|-------|----------|-----|------|-----|----|---|-----|-----|-----|-----|-----|-----|-----|
| | | | | FG | FGA | PCT | 3FG | 3FGA | PCT | FT | FTA | PCT | OFF | | | | | | | | DEF | TOT |
| at Oklahoma St. | 11/09/2021 | | 17:13 | 1-4 | 1-4 | .250 | 1-4 | 1-4 | .250 | 0-0 | 0 | .000 | 0 | 2 | 2 | 2.0 | 0 | 0 | 2 | 3 | 3.0 | |
| Mary Hardin-Baylor | 11/13/2021 | | 24:39 | 2-5 | 2-5 | .400 | 2-5 | 2-5 | .400 | 0-0 | 0 | .000 | 0 | 3 | 3 | 2.5 | 1 | 2 | 3 | 6 | 4.5 | |
| Abilene Christian | 11/16/2021 | | 06:38 | 1-1 | 1-1 | 1.000 | 1-1 | 1-1 | 1.000 | 0-0 | 0 | .000 | 0 | 1 | 1 | 2.0 | 1 | 0 | 0 | 3 | 4.0 | |
| at North Texas | 11/18/2021 | | 16:52 | 2-4 | 2-4 | .500 | 1-3 | 1-3 | .333 | 0-0 | 0 | .000 | 0 | 1 | 1 | 1.8 | 1 | 0 | 3 | 5 | 4.3 | |
| Totals | | 0 | 65:22 | 6-14 | 6-14 | .429 | 5-13 | 5-13 | .385 | 0-0 | 0 | .000 | 0 | 7 | 7 | 1.8 | 3 | 2 | 8 | 0 | 17 | 4.3 |

Player Averages

| Games Played | Minutes/game | Points/game | FG Pct | 3FG Pct | FT Pct | Rebounds/game | Assists/game | Turnovers/game | Assist/Turnover ratio | Steals/game | Blocks/game |
|--------------|--------------|-------------|--------|---------|--------|---------------|--------------|----------------|-----------------------|-------------|-------------|
| 4 | 16.3 | 4.3 | 42.9 | 38.5 | 0.0 | 1.8 | 0.5 | 2.0 | 0.3 | 0.3 | 0.0 |



CAREER STATS

| | | | Total | | 3-Ptr | | F-Throws | | Rebounds | | | | | | | | | | | |
|---------|-------|----------|--------|------|--------|------|----------|------|----------|-----|-----|-----|----|----|---|----|-----|-----|-----|-----|
| Season | GP-GS | Min/Avg | FG-FGA | Pct | FG-FGA | Pct | FT-FTA | Pct | Off | Def | Tot | Avg | PF | FO | A | TO | Blk | Stl | Pts | Avg |
| 2020-21 | 12-0 | 100/8.3 | 12-38 | .316 | 8-28 | .286 | 7-12 | .583 | 0 | 15 | 15 | 1.3 | 11 | 0 | 7 | 12 | 1 | 1 | 39 | 3.3 |
| 2021-22 | 4-0 | 66/16.5 | 6-14 | .429 | 5-13 | .385 | 0-0 | .000 | 0 | 7 | 7 | 1.8 | 3 | 0 | 2 | 8 | 0 | 1 | 17 | 4.3 |
| Total | 16-0 | 166/10.4 | 18-52 | .346 | 13-41 | .317 | 7-12 | .583 | 0 | 22 | 22 | 1.4 | 14 | 0 | 9 | 20 | 1 | 2 | 56 | 3.5 |



JACK HOIBERG

10

Gr. **G** **5-11** **172** **Burr Ridge, Illinois**

Michigan State | **Hinsdale High School**



RECORD HIGHS

POINTS

Career 10 vs. Abilene Christian (11/16/21)
Season 10 vs. Abilene Christian (11/16/21)

REBOUNDS

Career 4 @ North Texas (11/18/21)
Season 4 @ North Texas (11/18/21)

ASSISTS

Career 6 vs. Western Michigan (12/29/19)
Season 5 vs. Mary Hardin-Baylor (11/13/21)

STEALS

Career 1, 4x, Last @ North Texas (11/18/21)
Season 1 @ North Texas (11/18/21)

FIELD GOALS MADE

Career 2, 3x, Last @ North Texas (11/18/21)
Season 2, 2x, Last @ North Texas (11/18/21)

FREE THROWS MADE

Career 5 vs. Abilene Christian (11/16/21)
Season 5 vs. Abilene Christian (11/16/21)

3-POINTERS MADE

Career 1, 4x, Last vs. Abilene Christian (11/16/21)
Season 1 vs. Abilene Christian (11/16/21)

MINUTES

Career 25, 2x, Last @ North Texas (11/18/21)
Season 25, 2x, Last @ North Texas (11/18/21)

MISCELLANEOUS

| | Season | Career |
|----------------------|--------|--------|
| Double-Figure Points | 1 | 1 |
| 20+ Points | | |
| 1+ 3-Pointers | 1 | 4 |
| 5+ Assists | 1 | 2 |
| 1+ Steals | 1 | 4 |

• UTA pursued him harder than any other school, and he wanted to go to school/live in the South after spending his entire life in seven different Midwest states.

• Received an undergrad degree in Communications from Michigan State and is now pursuing a Master's degree from UTA in Higher Education Leadership.

CAREER STATS

| Season | GP-GS | Min/Avg | Total | | 3-Ptr | | F-Throws | | Rebounds | | | | | | | | | | | Pts | Avg |
|---------|-------|---------|--------|------|--------|------|----------|-------|----------|-----|-----|-----|----|----|----|----|-----|-----|----|-----|-----|
| | | | FG-FGA | Pct | FG-FGA | Pct | FT-FTA | Pct | Off | Def | Tot | Avg | PF | FO | A | TO | Blk | Stl | | | |
| 2018-19 | 14-0 | 18/1.3 | 2-6 | .333 | 2-3 | .667 | 4-4 | 1.000 | 1 | 1 | 2 | 0.1 | 0 | 0 | 3 | 5 | 0 | 1 | 10 | 0.7 | |
| 2019-20 | 14-0 | 41/2.9 | 4-12 | .333 | 1-4 | .250 | 10-14 | .714 | 1 | 2 | 3 | 0.2 | 6 | 0 | 12 | 3 | 0 | 2 | 19 | 1.4 | |
| 2020-21 | 14-0 | 44/3.1 | 2-13 | .154 | 0-6 | .000 | 3-7 | .429 | 1 | 2 | 3 | 0.2 | 4 | 0 | 5 | 2 | 0 | 0 | 7 | 0.5 | |
| 2021-22 | 4-0 | 85/21.3 | 5-14 | .357 | 1-6 | .167 | 5-7 | .714 | 5 | 6 | 11 | 2.8 | 9 | 0 | 8 | 7 | 0 | 1 | 16 | 4.0 | |
| Total | 46-0 | 188/4.1 | 13-45 | .289 | 4-19 | .211 | 22-32 | .688 | 8 | 11 | 19 | 0.4 | 19 | 0 | 28 | 17 | 0 | 4 | 52 | 1.1 | |

BIO BLAST

CAREER OVERVIEW: Transferred to UTA in advance of the 2021-22 year following four seasons (including a redshirt year) at Michigan State.

2020-21 AT MICHIGAN STATE: Awarded a scholarship prior to the start of the season ... played in 14 games ... scored seven points, issued five assists and pulled down three rebounds ... scored in three of his first five games of the year.

TOM IZZO ON JACK: "Jack Hoiberg is one of the smartest, toughest and hardest-working players I've had at Michigan State. That's saying a lot for a kid given some of the players we've had here."

GAME-BY-GAME STATS

| Opponent | Date | GS | MIN | Total | | 3-Pointers | | Free throws | | Rebounds | | | | PF | A | TO | BLK | STL | PTS | AVG |
|--------------------|------------|----|----------------|-------------|-------------|------------|-------------|-------------|-------------|----------|----------|-----------|------------|----------|----------|----------|----------|----------|-----------|------------|
| | | | | FG-FGA | PCT | 3FG-3FGA | PCT | FT-FTA | PCT | OFF | DEF | TOT | AVG | | | | | | | |
| at Oklahoma St. | 11/09/2021 | | 17:47 | 0-2 | .000 | 0-0 | .000 | 0-0 | .000 | 1 | 0 | 1 | 1.0 | 1 | 0 | 0 | 0 | 0 | 0 | 0.0 |
| Mary Hardin-Baylor | 11/13/2021 | | 16:22 | 1-5 | .200 | 0-4 | .000 | 0-0 | .000 | 2 | 1 | 3 | 2.0 | 3 | 5 | 2 | 0 | 0 | 2 | 1.0 |
| Abilene Christian | 11/16/2021 | | 25:04 | 2-3 | .667 | 1-1 | 1.000 | 5-6 | .833 | 1 | 2 | 3 | 2.3 | 2 | 2 | 2 | 0 | 0 | 10 | 4.0 |
| at North Texas | 11/18/2021 | | 25:12 | 2-4 | .500 | 0-1 | .000 | 0-1 | .000 | 1 | 3 | 4 | 2.8 | 3 | 1 | 3 | 0 | 1 | 4 | 4.0 |
| Totals | | | 0 84:25 | 5-14 | .357 | 1-6 | .167 | 5-7 | .714 | 5 | 6 | 11 | 2.8 | 9 | 8 | 7 | 0 | 1 | 16 | 4.0 |

Player Averages

| Games Played | Minutes/game | Points/game | FG Pct | 3FG Pct | FT Pct | Rebounds/game | Assists/game | Turnovers/game | Assist/Turnover ratio | Steals/game | Blocks/game |
|--------------|--------------|-------------|--------|---------|--------|---------------|--------------|----------------|-----------------------|-------------|-------------|
| 4 | 21.1 | 4.0 | 35.7 | 16.7 | 71.4 | 2.8 | 2.0 | 1.8 | 1.1 | 0.3 | 0.0 |



LAZARO ROJAS

12

Gr. F 6-11 239 Porto Seguro, Brazil

Fresno State | Score Academy



RECORD HIGHS

POINTS

Career 11, 2x, Last vs. Howard Payne (12/22/20)

Season 6 vs. Mary Hardin-Baylor (11/13/21)

REBOUNDS

Career 9, 2x, Last vs. Hardin-Simmons (12/11/20)

Season 4, 2x, Last vs. Mary Hardin-Baylor (11/13/21)

OFFENSIVE REBOUNDS

Career 6 vs. Pacific (11/28/18)

Season 1, 2x, Last @ North Texas (11/18/21)

BLOCKS

Career 2, 3x, Last vs. Air Force (3/14/19)

Season 1 @ North Texas (11/18/21)

FIELD GOALS MADE

Career 5 vs. Howard Payne (12/22/20)

Season 2, 2x, Last @ North Texas (11/18/21)

FREE THROWS MADE

Career 6 vs. Weber State (12/5/18)

Season 2, 2x, Last vs. Abilene Christian (11/16/21)

MINUTES

Career 19, 2x, Last @ North Texas (11/18/21)

Season 19 @ North Texas (11/18/21)

MISCELLANEOUS

| | Season | Career |
|----------------------|--------|--------|
| Double-Figure Points | | 3 |
| 20+ Points | | |
| Double-Doubles | | |
| 5+ Rebounds | | 8 |
| 2+ Blocks | | 3 |



CAREER STATS

| Season | GP-GS | Min/Avg | Total | | 3-Ptr | | F-Throws | | Rebounds | | | | | | | | | | Pts | Avg |
|---------|-------|----------|--------|------|--------|------|----------|------|----------|-----|-----|-----|----|----|----|----|-----|-----|-----|-----|
| | | | FG-FGA | Pct | FG-FGA | Pct | FT-FTA | Pct | Off | Def | Tot | Avg | PF | FO | A | TO | Blk | Stl | | |
| 2017-18 | 8-0 | 17/2.1 | 1-3 | .333 | 0-1 | .000 | 0-0 | .000 | 2 | 2 | 4 | 0.5 | 1 | 0 | 1 | 1 | 0 | 0 | 2 | 0.3 |
| 2018-19 | 27-2 | 221/8.2 | 26-49 | .531 | 0-0 | .000 | 20-32 | .625 | 19 | 37 | 56 | 2.1 | 29 | 0 | 5 | 26 | 11 | 5 | 72 | 2.7 |
| 2019-20 | 10-0 | 51/5.1 | 4-8 | .500 | 0-2 | .000 | 2-5 | .400 | 5 | 7 | 12 | 1.2 | 5 | 0 | 2 | 1 | 1 | 1 | 10 | 1.0 |
| 2020-21 | 12-2 | 125/10.4 | 19-30 | .633 | 0-1 | .000 | 11-15 | .733 | 15 | 23 | 38 | 3.2 | 13 | 0 | 5 | 7 | 4 | 5 | 49 | 4.1 |
| 2021-22 | 4-2 | 47/11.8 | 5-9 | .556 | 0-2 | .000 | 4-5 | .800 | 2 | 9 | 11 | 2.8 | 8 | 0 | 2 | 9 | 1 | 3 | 14 | 3.5 |
| Total | 61-6 | 461/7.6 | 55-99 | .556 | 0-6 | .000 | 37-57 | .649 | 43 | 78 | 121 | 2.0 | 56 | 0 | 15 | 44 | 17 | 14 | 147 | 2.4 |

2020-21: Appeared in 12 games, making two starts versus Hardin-Simmons (Dec. 11) and Arkansas State (Feb. 27) ... suffered a leg injury in the 2nd half at Little Rock (Jan. 2) and missed 13 games ... returned on Feb. 26 ... averaged 4.1 points and 3.2 rebounds ... scored 30 of his 49 points on the year in a three-game stretch (Dec. 11-22) ... just missed what would have been his first-career double-double with a season-high-tying 11 points and season-best nine rebounds opposite Hardin-Simmons (Dec. 11) ... shot a perfect 5-5 from the floor against Howard Payne (Dec. 22) as part of an 11-point outing ... pulled down six rebounds – his most against a D-I opponent – in the Sun Belt Tournament opposite Troy (Mar. 5).

• Lived in Brazil until he was 15. Moved to Italy with his mother from ages 15-18 before returning to Brazil to play club basketball in advance of moving to Florida and graduating from Score Academy.

• His father now lives in McKinney, about an hour from campus.

• Call him: Laz.

• Also recruited by Alabama, Colorado State, Maryland, NC State and Ohio State out of high school.

• Committed to UTA without stepping foot on campus in the summer of 2020 during the peak of COVID – took virtual tours to look at facilities, etc.

• Learned to play the ukulele during COVID quarantine.

GAME-BY-GAME STATS

| Opponent | Date | GS | MIN | Total | | 3-Pointers | | Free throws | | Rebounds | | | | PF | A | TO | BLK | STL | PTS | AVG |
|--------------------|------------|----|----------------|------------|-------------|------------|-------------|-------------|-------------|----------|----------|-----------|------------|----------|----------|----------|----------|----------|-----------|------------|
| | | | | FG-FGA | PCT | 3FG-3FGA | PCT | FT-FTA | PCT | OFF | DEF | TOT | AVG | | | | | | | |
| at Oklahoma St. | 11/09/2021 | | 14:26 | 1-3 | .333 | 0-0 | .000 | 0-1 | .000 | 0 | 4 | 4 | 4.0 | 1 | 0 | 2 | 0 | 0 | 2 | 2.0 |
| Mary Hardin-Baylor | 11/13/2021 | | 05:50 | 2-2 | 1.000 | 0-0 | .000 | 2-2 | 1.000 | 1 | 3 | 4 | 4.0 | 3 | 1 | 2 | 0 | 0 | 6 | 4.0 |
| Abilene Christian | 11/16/2021 | * | 09:51 | 0-1 | .000 | 0-1 | .000 | 2-2 | 1.000 | 0 | 2 | 2 | 3.3 | 1 | 1 | 3 | 0 | 2 | 2 | 3.3 |
| at North Texas | 11/18/2021 | * | 18:41 | 2-3 | .667 | 0-1 | .000 | 0-0 | .000 | 1 | 0 | 1 | 2.8 | 3 | 0 | 2 | 1 | 1 | 4 | 3.5 |
| Totals | | | 2 48:48 | 5-9 | .556 | 0-2 | .000 | 4-5 | .800 | 2 | 9 | 11 | 2.8 | 8 | 2 | 9 | 1 | 3 | 14 | 3.5 |

Player Averages

| Games Played | Minutes/game | Points/game | FG Pct | 3FG Pct | FT Pct | Rebounds/game | Assists/game | Turnovers/game | Assist/Turnover ratio | Steals/game | Blocks/game |
|--------------|--------------|-------------|--------|---------|--------|---------------|--------------|----------------|-----------------------|-------------|-------------|
| 4 | 12.2 | 3.5 | 55.6 | 0.0 | 80.0 | 2.8 | 0.5 | 2.3 | 0.2 | 0.8 | 0.3 |



NICOLAS ELAME

20

So. G 6-3 192 Paris, France

Bella Vista Prep

uh-LALM-eh

@nicolaselame

@nicolaselame

RECORD HIGHS

POINTS

Career 17, 2x, Last vs. Mary Hardin-Baylor (11/13/21)
Season 17 vs. Mary Hardin-Baylor (11/13/21)

REBOUNDS

Career 9, 2x, Last @ Arkansas State (1/30/21)
Season 2, 2x, Last vs. Abilene Christian (11/16/21)

ASSISTS

Career 6 @ Louisiana Tech (11/27/20)
Season 2, 2x, Last vs. Mary Hardin-Baylor (11/13/21)

STEALS

Career 3, 2x, Last vs. Abilene Christian (11/16/21)
Season 3 vs. Abilene Christian (11/16/21)

FIELD GOALS MADE

Career 7 vs. Mary Hardin-Baylor (11/13/21)
Season 7 vs. Mary Hardin-Baylor (11/13/21)

FREE THROWS MADE

Career 5 vs. Texas State (2/11/21)
Season 1 vs. Mary Hardin-Baylor (11/13/21)

3-POINT FIELD GOALS MADE

Career 2, 2x, Last vs. Mary Hardin-Baylor (11/13/21)
Season 2 vs. Mary Hardin-Baylor (11/13/21)

MINUTES

Career 35, 2x, Last vs. Texas State (2/11/21)
Season 22 vs. Mary Hardin-Baylor (11/13/21)

MISCELLANEOUS

| | Season | Career |
|----------------------|--------|--------|
| Double-Figure Points | 1 | 9 |
| 20+ Points | | |
| Double-Doubles | | |
| 5+ Rebounds | | 13 |
| 1+ Steals | 3 | 27 |

• Is fluent in English and French, and can also speak basic Spanish.

• Former practice player for the French National Team.

• During quarantine last summer he worked out in Paris, often circling the Eiffel Tower on his runs.

CAREER STATS

| | | | Total | | 3-Ptr | | F-Throws | | Rebounds | | | | | | | | | | | | |
|---------|-------|----------|--------|------|--------|------|----------|------|----------|-----|-----|-----|----|----|----|----|-----|-----|-----|-----|--|
| Season | GP-GS | Min/Avg | FG-FGA | Pct | FG-FGA | Pct | FT-FTA | Pct | Off | Def | Tot | Avg | PF | FO | A | TO | Blk | Stl | Pts | Avg | |
| 2019-20 | 29-2 | 379/13.1 | 32-75 | .427 | 1-17 | .059 | 14-27 | .519 | 12 | 52 | 64 | 2.2 | 35 | 1 | 32 | 23 | 4 | 14 | 79 | 2.7 | |
| 2020-21 | 21-13 | 520/24.8 | 55-147 | .374 | 4-28 | .143 | 23-32 | .719 | 21 | 65 | 86 | 4.1 | 35 | 1 | 54 | 35 | 3 | 16 | 137 | 6.5 | |
| 2021-22 | 4-1 | 78/19.5 | 12-27 | .444 | 2-8 | .250 | 1-4 | .250 | 2 | 4 | 6 | 1.5 | 10 | 0 | 5 | 6 | 0 | 5 | 27 | 6.8 | |
| Total | 54-16 | 977/18.1 | 99-249 | .398 | 7-53 | .132 | 38-63 | .603 | 35 | 121 | 156 | 2.9 | 80 | 2 | 91 | 64 | 7 | 35 | 243 | 4.5 | |

BIO BLAST

2020-21: Appeared in 21 games with 13 starts ... landed at #10 on SportsCenter's Top 10 Plays on Feb. 22 for his one-handed dunk at Louisiana ... career-high 17 points versus Texas State (Feb. 11) ... followed it up with 11 points at Texas State (Feb. 13); first time scoring in double figures in consecutive games ... suffered a leg injury in the 2nd half at Little Rock (Jan. 2) and missed the next four games (Jan. 8-16); returned on Jan. 22 against Little Rock, scoring 10 points and grabbing four rebounds ... pulled down career bests of nine rebounds against both Howard Payne (Dec. 22) and Arkansas State (Jan. 30) ... had eight games of 5+ rebounds and 12 contests with at least one steal.

GAME-BY-GAME STATS

| Opponent | Date | GS | MIN | Total | | 3-Pointers | | Free throws | | Rebounds | | | | PF | A | TO | BLK | STL | PTS | AVG |
|--------------------|------------|----|---------|--------|------|------------|-------|-------------|-------|----------|-----|-----|-----|----|---|----|-----|-----|------|-----|
| | | | | FG-FGA | PCT | 3FG-3FGA | PCT | FT-FTA | PCT | OFF | DEF | TOT | AVG | | | | | | | |
| at Oklahoma St. | 11/09/2021 | * | 17:46 | 2-6 | .333 | 0-4 | .000 | 0-2 | .000 | 1 | 0 | 1 | 1.0 | 1 | 2 | 0 | 1 | 4 | 4.0 | |
| Mary Hardin-Baylor | 11/13/2021 | | 21:56 | 7-8 | .875 | 2-2 | 1.000 | 1-1 | 1.000 | 0 | 2 | 2 | 1.5 | 2 | 2 | 0 | 1 | 17 | 10.5 | |
| Abilene Christian | 11/16/2021 | | 17:36 | 1-6 | .167 | 0-0 | .000 | 0-1 | .000 | 1 | 1 | 2 | 1.7 | 4 | 1 | 0 | 3 | 2 | 7.7 | |
| at North Texas | 11/18/2021 | | 20:35 | 2-7 | .286 | 0-2 | .000 | 0-0 | .000 | 0 | 1 | 1 | 1.5 | 3 | 0 | 1 | 0 | 4 | 6.8 | |
| Totals | | | 1 77:54 | 12-27 | .444 | 2-8 | .250 | 1-4 | .250 | 2 | 4 | 6 | 1.5 | 10 | 5 | 6 | 0 | 5 | 27 | 6.8 |

Player Averages

| Games Played | Minutes/game | Points/game | FG Pct | 3FG Pct | FT Pct | Rebounds/game | Assists/game | Turnovers/game | Assist/Turnover ratio | Steals/game | Blocks/game |
|--------------|--------------|-------------|--------|---------|--------|---------------|--------------|----------------|-----------------------|-------------|-------------|
| 4 | 19.5 | 6.8 | 44.4 | 25.0 | 25.0 | 1.5 | 1.3 | 1.5 | 0.8 | 1.3 | 0.0 |

PAINT TOUCHES

- Born in Paris and moved to Cameroon shortly after his birth until he was 14.
- Moved back to Paris for two years before coming to America when he was 16; lived with his cousin in Orlando upon moving to the U.S. and attended Downey Christian School.
- Moved to Houston to live with his aunt, and played his AAU ball with the Houston Defenders.
- Transferred to Bella Vista Prep in Arizona for his junior and season years; roommates with Brandyn Talbot his senior year.
- Call him: Nic.



PEDRO CASTRO

21

Gr. **G** **6-6** **190** **Fort Worth, Texas**
Houston Baptist **Blinn College** **UT Arlington** **Brewer HS**



@pcastro_21



@pcastro_21

RECORD HIGHS

POINTS

Career 24, 2x, Last vs. Lamar (3/10/21)
Season 9 @ Oklahoma State (11/9/21)

REBOUNDS

Career 12, 2x, Last vs. Lamar State-Port Arthur (2/5/20)
Season 8 vs. Mary Hardin-Baylor (11/13/21)

ASSISTS

Career 13 @ Victoria College (2/22/20)
Season 3 vs. Mary Hardin-Baylor (11/13/21)

STEALS

Career 5 vs. Lamar (3/10/21)
Season 2, 2x, Last vs. Abilene Christian (11/16/21)

FIELD GOALS MADE

Career 10 vs. Lamar (3/10/21)
Season 4 @ Oklahoma State (11/9/21)

FREE THROWS MADE

Career 8 vs. Incarnate Word (3/9/21)
Season 2 @ North Texas (11/18/21)

3-POINT FIELD GOALS MADE

Career 5 vs. Taylor Made Prep (11/9/19)
Season 2 vs. Abilene Christian (11/16/21)

MINUTES

Career 36, 5x Last vs. Abilene Christian (11/16/21)
Season 36 vs. Abilene Christian (11/16/21)

MISCELLANEOUS

| | Season | Career |
|------------------------|--------|--------|
| Double-Figure Points | | 42 |
| 20+ Points | | 5 |
| Double-Doubles | | 15 |
| Double-Figure Rebounds | | 16 |
| 4+ 3-Pointers | | 5 |



• Received an undergrad degree in Interdisciplinary Studies from Houston Baptist and is now pursuing a Master's degree from UTA in Criminal Justice.

CAREER STATS

| Season | GP-GS | Min/Avg | Total | | 3-Ptr | | F-Throws | | Rebounds | | | | Turnovers | | | | Steals | | Pts | Avg |
|---------|-------|-----------|---------|------|---------|------|----------|------|----------|-----|-----|-----|-----------|----|-----|-----|--------|-----|-----|------|
| | | | FG-FGA | Pct | FG-FGA | Pct | FT-FTA | Pct | Off | Def | Tot | Avg | PF | FO | A | TO | Blk | Stl | | |
| 2018-19 | 33-3 | 440/13.3 | 34-79 | .430 | 11-42 | .262 | 7-12 | .583 | 9 | 60 | 69 | 2.1 | 28 | 0 | 29 | 15 | 12 | 7 | 86 | 2.6 |
| 2019-20 | 33-30 | 0/0.0 | 141-285 | .495 | 43-110 | .391 | 31-53 | .585 | 41 | 167 | 208 | 6.3 | 63 | 2 | 120 | 48 | 48 | 32 | 356 | 10.8 |
| 2020-21 | 25-25 | 751/30.0 | 135-284 | .475 | 49-102 | .480 | 52-59 | .881 | 37 | 145 | 182 | 7.3 | 36 | 0 | 43 | 62 | 28 | 38 | 371 | 14.8 |
| 2021-22 | 4-4 | 110/27.5 | 11-30 | .367 | 3-12 | .250 | 2-3 | .667 | 2 | 17 | 19 | 4.8 | 7 | 0 | 5 | 11 | 6 | 4 | 27 | 6.8 |
| Total | 95-62 | 1301/13.7 | 321-678 | .473 | 106-266 | .398 | 92-127 | .724 | 89 | 389 | 478 | 5.0 | 134 | 2 | 197 | 136 | 94 | 81 | 840 | 8.8 |

BIO BLAST

2020-21 AT HOUSTON BAPTIST: Led HBU in scoring (14.8), rebounding (7.3), steals (1.5) and blocks (1.1) in 25 games ... his 371 points were nearly 150 more than anyone else on the team ... also led the Huskies in 3-pointers made (49) and 3-point percentage (.480), and ranked 2nd in assists with 2 per outing ... shot an efficient 47.5 percent from the floor and 88.1 percent from the free throw line as he paced the Huskies with 52 makes from the charity stripe ... delivered a season-high 24 points in the Southland Conference Tournament against Lamar (Mar. 10) ... opened the season with a double-double at TCU (Nov. 25) of 13 points and 10 rebounds – one of six double-doubles on the year.

GAME-BY-GAME STATS

| Opponent | Date | GS | MIN | Total | | 3-Pointers | | Free throws | | Rebounds | | | | PF | | TO | | BLK | | STL | | PTS | | AVG |
|--------------------|------------|----|-------|--------|-------|------------|------|-------------|------|----------|-----|-----|-----|-----|----|-----|-----|-----|---|-----|-----|-----|--|-----|
| | | | | FG-FGA | PCT | 3FG-3FGA | PCT | FT-FTA | PCT | OFF | DEF | TOT | AVG | A | TO | BLK | STL | PTS | | | | | | |
| at Oklahoma St. | 11/09/2021 | * | 24:04 | 4-6 | .667 | 1-3 | .333 | 0-0 | .000 | 1 | 3 | 4 | 4.0 | 1 | 0 | 2 | 3 | 0 | 9 | 9.0 | | | | |
| Mary Hardin-Baylor | 11/13/2021 | * | 23:05 | 3-8 | .375 | 0-3 | .000 | 0-0 | .000 | 0 | 8 | 8 | 6.0 | 1 | 3 | 1 | 1 | 2 | 6 | 7.5 | | | | |
| Abilene Christian | 11/16/2021 | * | 36:12 | 3-9 | .333 | 2-4 | .500 | 0-0 | .000 | 0 | 6 | 6 | 6.0 | 4 | 2 | 5 | 2 | 2 | 8 | 7.7 | | | | |
| at North Texas | 11/18/2021 | * | 26:23 | 1-7 | .143 | 0-2 | .000 | 2-3 | .667 | 1 | 0 | 1 | 4.8 | 1 | 0 | 3 | 0 | 0 | 4 | 6.8 | | | | |
| Totals | | | 4 | 109:44 | 11-30 | .367 | 3-12 | .250 | 2-3 | .667 | 2 | 17 | 19 | 4.8 | 7 | 5 | 11 | 6 | 4 | 27 | 6.8 | | | |

Player Averages

| Games Played | Minutes/game | Points/game | FG Pct | 3FG Pct | FT Pct | Rebounds/game | Assists/game | Turnovers/game | Assist/Turnover ratio | Steals/game | Blocks/game |
|--------------|--------------|-------------|--------|---------|--------|---------------|--------------|----------------|-----------------------|-------------|-------------|
| 4 | 27.4 | 6.8 | 36.7 | 25.0 | 66.7 | 4.8 | 1.3 | 2.8 | 0.5 | 1.0 | 1.5 |

• Played for UTA from 2017-19, utilizing a redshirt season in 2017-18. Transferred back to UTA prior to the 2021-22 campaign following one season at Blinn College (2019-20) and one year at Houston Baptist (2020-21).

• Got married and had a child over the summer.

• Had open-heart surgery at the age of 16 to repair a vein wrapped around a heart valve.

• Can play the drums.

• Once his playing career is over, aspires to be an FBI agent.



SHEMAR WILSON

22

Fr. F 6-9 225 Avondale, Arizona

Phoenix College Tolleson Union HS



@Shemar21_



@_22shemar

RECORD HIGHS

POINTS

Career 29 vs. Bismarck State (12/29/20)

Season 15 vs. Mary Hardin-Baylor (11/13/21)

REBOUNDS

Career 18 vs. Tohono O'odham (12/4/20)

Season 7, 2x, Last vs. Abilene Christian (11/16/21)

BLOCKS

Career 5 @ Scottsdale (12/11/20)

Season 1, 2x, Last vs. Abilene Christian (11/16/21)

ASSISTS

Career 3 @ McCook (11/3/20)

Season 2 vs. Abilene Christian (11/16/21)

STEALS

Career 4 vs. Glendale (11/20/20)

Season

FIELD GOALS MADE

Career 12 vs. Bismarck State (12/29/20)

Season 6 vs. Mary Hardin-Baylor (11/13/21)

FREE THROWS MADE

Career 7, 2x, Last @ Pima (1/15/21)

Season 3 vs. Mary Hardin-Baylor (11/13/21)

MINUTES

Career 32 @ Eastern Arizona (1/4/21)

Season 17 vs. Abilene Christian (11/16/21)

BIO BLAST

2020-21 AT PHOENIX COLLEGE: Phoenix College (NJCAA) season canceled due to COVID-19.

2019-20 AT PHOENIX COLLEGE: Nearly averaged a double-double for the entire year with 12.1 points and 9.8 rebounds over the course of 31 games ... ranked 3rd in the Arizona Community College Athletic Conference in rebounds per game ... **tied for 20th in the nation in boards per game ... shot a gaudy 64.1 percent from the floor, which was the 5th-best percentage in the country ... 13 double-doubles on the season, including five-straight to end the year ... secured 14 or more rebounds seven times.**

PAINT TOUCHES

• Is a good cook; favorite dish to make is shrimp alfredo.

• Self-described "hands-down the best" Madden player on the team; plays with the Cleveland Browns.

• Chicago Bears fan; was born in Macomb, Ill., and lived there for a few years before moving to Phoenix.

• Ambidextrous – can do everything with both hands except shoot a basketball with his left hand.

• Wants to be a sports agent or analyst when his playing career is over.

GAME-BY-GAME STATS

MISCELLANEOUS

| | Season | Career |
|------------------------|--------|--------|
| Double-Figure Points | 1 | 19 |
| Double-Doubles | | 13 |
| 20+ Points | | 5 |
| Double-Figure Rebounds | | 16 |
| 3+ Blocks | | 7 |

| Opponent | Date | GS | MIN | Total | | 3-Pointers | | Free throws | | Rebounds | | | | PF | A | TO | BLK | STL | PTS | AVG |
|--------------------|------------|----|-------|-------|-------|------------|------|-------------|------|----------|-----|-----|-----|----|---|----|-----|-----|-----|------|
| | | | | FG | FGA | PCT | 3FG | 3FGA | PCT | FT | FTA | PCT | OFF | | | | | | | |
| at Oklahoma St. | 11/09/2021 | | 11:50 | 3-4 | .750 | 0-1 | .000 | 0-2 | .000 | 1 | 1 | 2 | 2.0 | 2 | 0 | 1 | 0 | 0 | 6 | 6.0 |
| Mary Hardin-Baylor | 11/13/2021 | * | 14:37 | 6-6 | 1.000 | 0-0 | .000 | 3-4 | .750 | 4 | 3 | 7 | 4.5 | 2 | 1 | 0 | 1 | 0 | 15 | 10.5 |
| Abilene Christian | 11/16/2021 | | 17:04 | 3-4 | .750 | 0-0 | .000 | 2-5 | .400 | 2 | 5 | 7 | 5.3 | 3 | 2 | 2 | 1 | 8 | 9.7 | |
| at North Texas | 11/18/2021 | | 16:24 | 0-2 | .000 | 0-0 | .000 | 2-4 | .500 | 1 | 2 | 3 | 4.8 | 3 | 0 | 0 | 0 | 0 | 2 | 7.8 |
| Totals | | 1 | 59:56 | 12-16 | .750 | 0-1 | .000 | 7-15 | .467 | 8 | 11 | 19 | 4.8 | 10 | 3 | 3 | 2 | 0 | 31 | 7.8 |

Player Averages

| Games Played | Minutes/ game | Points/ game | FG Pct | 3FG Pct | FT Pct | Rebounds/ game | Assists/ game | Turnovers/ game | Assist/Turnover ratio | Steals/ game | Blocks/ game |
|--------------|---------------|--------------|--------|---------|--------|----------------|---------------|-----------------|-----------------------|--------------|--------------|
| 4 | 15.0 | 7.8 | 75.0 | 0.0 | 46.7 | 4.8 | 0.8 | 0.8 | 1.0 | 0.0 | 0.5 |



• Played football (tight end and defensive end) in high school, in addition to competing in the triple jump and high jump events as a track and field team member.

CAREER STATS

| Season | GP-GS | Min/Avg | Total FG-FGA | Pct | 3-Ptr FG-FGA | Pct | F-Throws FT-FTA | Pct | Rebounds Off Def Tot Avg | PF | FO | A | TO | Blk | Stl | Pts | Avg |
|--------------|--------------|-----------------|----------------|-------------|--------------|-------------|-----------------|-------------|--------------------------|------------|----------|-----------|-----------|-----------|-----------|------------|-------------|
| 2019-20 | 31-25 | 649/20.9 | 139-217 | .641 | 0-1 | .000 | 97-149 | .651 | 131 173 304 9.8 | 92 | 3 | 20 | 42 | 53 | 33 | 375 | 12.1 |
| 2021-22 | 4-1 | 61/15.3 | 12-16 | .750 | 0-1 | .000 | 7-15 | .467 | 8 11 19 4.8 | 10 | 0 | 3 | 3 | 2 | 0 | 31 | 7.8 |
| Total | 35-26 | 710/20.3 | 151-233 | .648 | 0-2 | .000 | 104-164 | .634 | 139 184 323 9.2 | 102 | 3 | 23 | 45 | 55 | 33 | 406 | 11.6 |



PATRICK MWAMBA

23

R-So. F 6-7 201 Bukavu, Congo

NBA Academy Africa Keur Madior International HS



@patrick23mwamba



@patrick_kzmwamba

RECORD HIGHS

POINTS

Career 19 vs. ULM (2/6/21)
Season 2 vs. Abilene Christian (11/16/21)

REBOUNDS

Career 12, 2x, Last vs. ULM (2/6/21)
Season 3 @ Oklahoma State (11/9/21)

ASSISTS

Career 3 @ Tulsa (11/27/18)
Season 1 vs. Abilene Christian (11/16/21)

STEALS

Career 4 vs. UT Tyler (11/6/18)
Season 2 @ Oklahoma State (11/9/21)

FIELD GOALS MADE

Career 6 vs. ULM (2/6/21)
Season 1 vs. Abilene Christian (11/16/21)

FREE THROWS MADE

Career 4, 3x, Last vs. ULM (2/6/21)
Season 1 @ Oklahoma State (11/9/21)

3-POINT FIELD GOALS MADE

Career 3, 7x, Last vs. Troy (3/5/21)
Season

MINUTES

Career 35 @ Arkansas State (1/29/21)
Season 17 @ Oklahoma State (11/9/21)

MISCELLANEOUS

| | Season | Career |
|----------------------|--------|--------|
| Double-Figure Points | | 11 |
| 20+ Points | | |
| Double-Doubles | | 2 |
| 5+ Rebounds | | 17 |
| 1+ Steals | 2 | 33 |

• After seeing him at the Next Generation Sunday, UTA coaches flew to Australia to watch his NBA Academy team play in a showcase, but Mwamba was not present due to a final exam to graduate high school – which they knew ahead of time would be the case. Despite that, based off the talent around Mwamba's team, UTA coaches knew that had a strong player and offered him.

CAREER STATS

| Season | GP-GS | Min/Avg | Total | | 3-Ptr | | F-Throws | | Rebounds | | | | | | | | | | | |
|---------|-------|-----------|--------|------|--------|------|----------|------|----------|-----|-----|-----|-----|----|----|----|-----|-----|-----|-----|
| | | | FG-FGA | Pct | FG-FGA | Pct | FT-FTA | Pct | Off | Def | Tot | Avg | PF | FO | A | TO | Blk | Stl | Pts | Avg |
| 2018-19 | 27-12 | 386/14.3 | 33-82 | .402 | 7-30 | .233 | 16-30 | .533 | 22 | 46 | 68 | 2.5 | 49 | 0 | 18 | 31 | 5 | 26 | 89 | 3.3 |
| 2019-20 | 5-0 | 73/14.6 | 5-17 | .294 | 1-6 | .167 | 4-6 | .667 | 3 | 15 | 18 | 3.6 | 10 | 1 | 3 | 3 | 5 | 2 | 15 | 3.0 |
| 2020-21 | 25-22 | 555/22.2 | 60-156 | .385 | 34-89 | .382 | 19-30 | .633 | 24 | 94 | 118 | 4.7 | 60 | 3 | 16 | 22 | 20 | 22 | 173 | 6.9 |
| 2021-22 | 2-0 | 29/14.5 | 1-9 | .111 | 0-5 | .000 | 1-2 | .500 | 1 | 3 | 4 | 2.0 | 5 | 0 | 1 | 5 | 2 | 3 | 3 | 1.5 |
| Total | 59-34 | 1043/17.7 | 99-264 | .375 | 42-130 | .323 | 40-68 | .588 | 50 | 158 | 208 | 3.5 | 124 | 4 | 38 | 61 | 32 | 53 | 280 | 4.7 |

BIO BLAST

2021-22: Did not play versus Mary Hardin-Baylor (Nov. 13) nor at North Texas (Nov. 18) due to health protocol.

2020-21: Reached double-figure points nine times, including five of the final eight games of the year ... ranked 3rd on the team in field-goal percentage (38.5) and 3-pointers made (34) ... 118 total rebounds were the most by a UTA player ... 2nd on the team with 20 blocks ... tied for 2nd on the club with 22 steals ... posted three-straight double-figure scoring games (Jan. 8-15) for the first time in his career; had three career double-figure point games entering that stretch ... had 10 games with 5+ rebounds ... recorded at least one steal in 16 contests.

GAME-BY-GAME STATS

| | | | | Total | | 3-Pointers | | Free throws | | Rebounds | | | | | | | | | | | |
|-------------------|------------|----|-------|--------|------|------------|------|-------------|------|----------|-----|-----|-----|----|---|----|-----|-----|-----|-----|--|
| Opponent | Date | GS | MIN | FG-FGA | PCT | 3FG-3FGA | PCT | FT-FTA | PCT | OFF | DEF | TOT | AVG | PF | A | TO | BLK | STL | PTS | AVG | |
| at Oklahoma St. | 11/09/2021 | | 16:49 | 0-5 | .000 | 0-4 | .000 | 1-2 | .500 | 1 | 2 | 3 | 3.0 | 2 | 0 | 3 | 2 | 2 | 1 | 1.0 | |
| Abilene Christian | 11/16/2021 | | 12:00 | 1-4 | .250 | 0-1 | .000 | 0-0 | .000 | 0 | 1 | 1 | 2.0 | 3 | 1 | 2 | 0 | 1 | 2 | 1.5 | |
| Totals | | 0 | 28:50 | 1-9 | .111 | 0-5 | .000 | 1-2 | .500 | 1 | 3 | 4 | 2.0 | 5 | 1 | 5 | 2 | 3 | 3 | 1.5 | |

Player Averages

| Games Played | Minutes/ game | Points/ game | FG Pct | 3FG Pct | FT Pct | Rebounds/ game | Assists/ game | Turnovers/ game | Assist/Turnover ratio | Steals/ game | Blocks/ game |
|--------------|---------------|--------------|--------|---------|--------|----------------|---------------|-----------------|-----------------------|--------------|--------------|
| 2 | 14.4 | 1.5 | 11.1 | 0.0 | 50.0 | 2.0 | 0.5 | 2.5 | 0.2 | 1.5 | 1.0 |

PAINT TOUCHES

- Has 11 other brothers and sisters.
- Has run a mile in 4 minutes and 53 seconds; best time since he's been at UTA: 5 minutes and 12 seconds.
- Can speak French fluently along with teammate Nicolas Elame.
- Was the first NBA Academy Africa graduate to sign with a Division-I school.
- He participated in the first NCAA-sponsored Next Generation Sunday at the Final Four in 2018, which is where UTA coaches first saw him.



MONTEZ YOUNG JR.

24

Fr. F 6-5 192 Waxahachie, Texas

Waxahachie High School



@MontezYoungJr1



@montezyoungjr

RECORD HIGHS

POINTS

Career 12 vs. Mary Hardin-Baylor (11/13/21)
Season Same As Career

REBOUNDS

Career 8 @ North Texas (11/18/21)
Season Same As Career

BLOCKS

Career 2 @ North Texas (11/18/21)
Season Same As Career

ASSISTS

Career 2 vs. Mary Hardin-Baylor (11/13/21)
Season Same As Career

STEALS

Career 2 vs. Mary Hardin-Baylor (11/13/21)
Season Same As Career

FIELD GOALS MADE

Career 6 vs. Mary Hardin-Baylor (11/13/21)
Season Same As Career

FREE THROWS MADE

Career 2 @ North Texas (11/18/21)
Season Same As Career

MINUTES

Career 22 vs. Mary Hardin-Baylor (11/13/21)
Season Same As Career

BIO BLAST

2020-21 IN HIGH SCHOOL: Averaged 17 points, 10 rebounds and two blocks per game as a senior ... named to the Class 6A First Team All-District and All-Region teams by the Texas Association of Basketball Coaches ... led his team to a 20-3 record and a district championship, finishing No. 2 in the state and No. 13 in the nation by MaxPreps ... accomplished something that no other player ever has at the 2021 DFW High School All-Star Showcase – which featured 11 Division-I signees at the time – when he was named both the Unsigned Diamonds MVP and the All-Star MVP ... those honors came after two game performances of 19 points on 8-9 shooting, five rebounds and four steals and 24 points on 11-13 shooting, five rebounds, two assists and two steals.

PAINT TOUCHES

- Father was in the Marines and the family moved often: born in San Diego and lived in California before moving to Virginia when he was in 4th grade; spent 6th-9th grade in Japan before settling in Texas.
- Older brother, Davion, is in the Air Force.
- Loves all juice, but Lemonade is his go-to drink.
- Call him: Tez.
- Favorite food while in Japan was the Japanese fried rice.
- Played football and participated in track and field before moving to Texas; once in high school he focused solely on basketball.

GAME-BY-GAME STATS

MISCELLANEOUS

| | Season | Career |
|------------------------|--------|--------|
| Double-Figure Points | 1 | 1 |
| Double-Doubles | | |
| 20+ Points | | |
| Double-Figure Rebounds | | |
| 3+ Blocks | | |

| Opponent | Date | GS | MIN | Total | | 3-Pointers | | Free throws | | Rebounds | | | | PF | A | TO | BLK | STL | PTS | AVG |
|--------------------|------------|----|----------------|--------------|-------------|------------|-------------|-------------|-------------|----------|-----------|-----------|------------|----------|----------|----------|----------|----------|-----------|------------|
| | | | | FG-FGA | PCT | 3FG-3FGA | PCT | FT-FTA | PCT | OFF | DEF | TOT | AVG | | | | | | | |
| at Oklahoma St. | 11/09/2021 | | 12:38 | 3-5 | .600 | 0-0 | .000 | 0-0 | .000 | 1 | 2 | 3 | 3.0 | 2 | 0 | 0 | 0 | 1 | 6 | 6.0 |
| Mary Hardin-Baylor | 11/13/2021 | * | 21:33 | 6-9 | .667 | 0-1 | .000 | 0-0 | .000 | 2 | 3 | 5 | 4.0 | 1 | 2 | 1 | 0 | 2 | 12 | 9.0 |
| Abilene Christian | 11/16/2021 | | 09:27 | 1-1 | 1.000 | 1-1 | 1.000 | 0-0 | .000 | 0 | 1 | 1 | 3.0 | 2 | 0 | 0 | 0 | 0 | 3 | 7.0 |
| at North Texas | 11/18/2021 | | 16:36 | 2-4 | .500 | 0-0 | .000 | 2-8 | .250 | 2 | 6 | 8 | 4.3 | 3 | 1 | 1 | 2 | 0 | 6 | 6.8 |
| Totals | | | 1 60:14 | 12-19 | .632 | 1-2 | .500 | 2-8 | .250 | 5 | 12 | 17 | 4.3 | 8 | 3 | 2 | 2 | 3 | 27 | 6.8 |

Player Averages

| Games Played | Minutes/game | Points/game | FG Pct | 3FG Pct | FT Pct | Rebounds/game | Assists/game | Turnovers/game | Assist/Turnover ratio | Steals/game | Blocks/game |
|--------------|--------------|-------------|--------|---------|--------|---------------|--------------|----------------|-----------------------|-------------|-------------|
| 4 | 15.1 | 6.8 | 63.2 | 50.0 | 25.0 | 4.3 | 0.8 | 0.5 | 1.5 | 0.8 | 0.5 |



CAREER STATS

| Season | GP-GS | Min/Avg | Total | | 3-Ptr | | F-Throws | | Rebounds | | | | PF | FO | A | TO | Blk | Stl | Pts | Avg |
|---------|-------|---------|--------|------|--------|------|----------|------|----------|-----|-----|-----|----|----|---|----|-----|-----|-----|-----|
| | | | FG-FGA | Pct | FG-FGA | Pct | FT-FTA | Pct | Off | Def | Tot | Avg | | | | | | | | |
| 2021-22 | 4-1 | 59/14.8 | 12-19 | .632 | 1-2 | .500 | 2-8 | .250 | 5 | 12 | 17 | 4.3 | 8 | 0 | 3 | 2 | 2 | 3 | 27 | 6.8 |
| Total | 4-1 | 59/14.8 | 12-19 | .632 | 1-2 | .500 | 2-8 | .250 | 5 | 12 | 17 | 4.3 | 8 | 0 | 3 | 2 | 2 | 3 | 27 | 6.8 |



ANTONIO ROMANELLI

15

Fr. G 6-0 170 Sydney, Australia
Spring Creek Academy



ROW-muh-nelly



@antonio_romanelli15

BIO BLAST

CAREER OVERVIEW

Career-High Points: 3 vs. Dallas Christian (12/17/20)
Career-High Rebounds: 4 vs. Dallas Christian (12/17/20)
Career-High Assists: 1, 2x, Last vs. Howard Payne (12/22/20)
 2020-21 Sun Belt Conference Academic Honor Roll

AS A FRESHMAN (2020-21)

Played in three games as a walk-on ... made his collegiate debut against Hardin-Simmons (Dec. 11), logging seven minutes of action ... scored his first-career points opposite Dallas Christian (Dec. 17) on a 3-pointer ... also pulled down four rebounds and passed out an assist in that contest ... played a season-high nine minutes versus Howard Payne (Dec. 22), grabbing a rebound and issuing an assist.

HIGH SCHOOL

Played two years at Spring Creek – the first two years the academy had a basketball team – and averaged 13.9 points and 3.9 assists as a senior ... shot 81 percent from the free-throw line and 43 percent from the field.

PERSONAL

Played his club ball with TRT Basketball Academy ... lived in Sydney until he was 3 years old; Melbourne until he was 8; Malaysia for one year; Singapore for seven years from age 9-16 and now Plano for the last five years ... started playing basketball when he was in Melbourne between ages 6-7 ... graduated from high school with a 4.0 GPA and a 1310 SAT ... student council treasurer and National Honor Society member ... also served as an IT support administrator at Spring Creek ... mechanical engineer major who is thinking about double majoring in aerospace engineering ... aspires to be a business entrepreneur.

| Season | GP-GS | Min/Avg | Total | | 3-Ptr | | F-Throws | | Rebounds | | | | PF | FO | A | TO | Blk | Stl | Pts | Avg |
|---------|-------|---------|--------|------|--------|------|----------|------|----------|-----|-----|-----|----|----|---|----|-----|-----|-----|-----|
| | | | FG-FGA | Pct | FG-FGA | Pct | FT-FTA | Pct | Off | Def | Tot | Avg | | | | | | | | |
| 2020-21 | 3-0 | 24/8.0 | 1-7 | .143 | 1-6 | .167 | 0-0 | .000 | 1 | 4 | 5 | 1.7 | 0 | 0 | 2 | 1 | 0 | 0 | 3 | 1.0 |
| 2021-22 | 2-0 | 2/1.0 | 1-2 | .500 | 1-2 | .500 | 0-0 | .000 | 0 | 1 | 1 | 0.5 | 0 | 0 | 1 | 0 | 0 | 0 | 3 | 1.5 |
| Total | 5-0 | 26/5.2 | 2-9 | .222 | 2-8 | .250 | 0-0 | .000 | 1 | 5 | 6 | 1.2 | 0 | 0 | 3 | 1 | 0 | 0 | 6 | 1.2 |



NATHANIEL SPURGEON

55

Sr. G 6-0 165 Azle, Texas
Texas Wesleyan | Homeschooled



spurr-GIN



@natespurgeon55



@nathanielspurgeon

BIO BLAST

Will not play this season after tearing his left meniscus in the preseason following a non-contact injury ... homeschooled in high school, playing club basketball for the Weatherford Express ... named Third Team All-Nation as a homeschooler ... attended Texas Wesleyan in 2018 before transferring to UT Arlington later that same year ... joined the men's basketball program as a student manager in August of 2019, and remained in that role for the 2019-20 and 2020-21 seasons ... walked-on as a player in advance of the 2021-22 season ... advertising major.

| Season | GP-GS | Min/Avg | Total | | 3-Ptr | | F-Throws | | Rebounds | | | | PF | FO | A | TO | Blk | Stl | Pts | Avg |
|---------|-------|---------|--------|------|--------|------|----------|------|----------|-----|-----|-----|----|----|---|----|-----|-----|-----|-----|
| | | | FG-FGA | Pct | FG-FGA | Pct | FT-FTA | Pct | Off | Def | Tot | Avg | | | | | | | | |
| 2021-22 | 0-0 | 0/0.0 | 0-0 | .000 | 0-0 | .000 | 0-0 | .000 | 0 | 0 | 0 | 0.0 | 0 | 0 | 0 | 0 | 0 | 0 | 0 | 0.0 |
| Total | 0-0 | 0/0.0 | 0-0 | .000 | 0-0 | .000 | 0-0 | .000 | 0 | 0 | 0 | 0.0 | 0 | 0 | 0 | 0 | 0 | 0 | 0 | 0.0 |

STARTING LINEUPS GAME-BY-GAME

| DATE | OPPONENT | PG | SG | SF | PF | C | RECORD / GROUP |
|---------|--------------------------------|------|--------|-------|--------|-----------------|----------------|
| Nov. 9 | @ ^{RV} Oklahoma State | Levi | Elame | Azore | Castro | Akobundu-Ehiogu | 0-1 (1) |
| Nov. 13 | Mary Hardin-Baylor | Levi | Young | Azore | Castro | Wilson | 1-0 (2) |
| Nov. 16 | Abilene Christian | Levi | Castro | Azore | Rojas | Akobundu-Ehiogu | ----- |
| Nov. 18 | @ North Texas | Levi | Castro | Azore | Rojas | Akobundu-Ehiogu | 0-2 (3) |
| Nov. 20 | @ San Diego State | | | | | | |
| Nov. 27 | @ Utah State | | | | | | |
| Nov. 29 | @ UC Santa Barbara | | | | | | |
| Dec. 7 | Nevada | | | | | | |
| Dec. 11 | Lamar | | | | | | |
| Dec. 16 | @ Oral Roberts | | | | | | |
| Dec. 19 | @ Oklahoma | | | | | | |
| Dec. 22 | Howard Payne | | | | | | |
| Dec. 30 | South Alabama* | | | | | | |
| Jan. 1 | Troy* | | | | | | |
| Jan. 6 | @ Georgia State* | | | | | | |
| Jan. 8 | @ Georgia Southern* | | | | | | |
| Jan. 13 | Louisiana* | | | | | | |
| Jan. 15 | ULM* | | | | | | |
| Jan. 20 | @ Arkansas State* | | | | | | |
| Jan. 22 | @ Little Rock* | | | | | | |
| Jan. 27 | Texas State* | | | | | | |
| Jan. 29 | @ Texas State* | | | | | | |
| Feb. 3 | Coastal Carolina* | | | | | | |
| Feb. 5 | App State* | | | | | | |
| Feb. 10 | @ ULM* | | | | | | |
| Feb. 12 | @ Louisiana* | | | | | | |
| Feb. 17 | Little Rock* | | | | | | |
| Feb. 19 | Arkansas State* | | | | | | |
| Feb. 24 | @ Troy* | | | | | | |
| Feb. 26 | @ South Alabama* | | | | | | |
| Mar. 3 | SBC First Round | | | | | | |
| Mar. 5 | SBC Quarterfinals | | | | | | |
| Mar. 6 | SBC Semifinals | | | | | | |
| Mar. 7 | SBC Final | | | | | | |

HALFTIME STATISTICAL COMPARISONS

FOR UTA...

Most 1st-Half Points.....43 vs. Mary Hardin-Baylor (Nov. 13)
 Fewest 1st-Half Points..... 12 @ North Texas (Nov. 18)

Most 2nd-Half Points61 vs. Mary Hardin-Baylor (Nov. 13)
 Fewest 2nd-Half Points 24 @ North Texas (Nov. 18)

Largest Halftime Lead 5 (43-38) vs. Mary Hardin-Baylor (Nov. 13)
 Largest Halftime Deficit..... 31 (43-12) @ North Texas (Nov. 18)

FOR OPPONENT...

Most 1st-Half Points.....43, 2x, Last @ North Texas (Nov. 18)
 Fewest 1st-Half Points.....34 vs. Abilene Christian (Nov. 16)

Most 2nd-Half Points45 @ Oklahoma State (Nov. 9)
 Fewest 2nd-Half Points 21 @ North Texas (Nov. 18)

ALL GAME BOX SCORES AND SUMMARIES

@RV OKLAHOMA STATE

L, 88-45

| UT Arlington - 45 | | | | | | | | | | | | | | |
|-------------------|---------------------------|-------|-------|-----|-----|----------|-------|----|----|----|----|--------|--|--|
| Record: 0-1 | | | | | | | | | | | | | | |
| NO. | Name | Min | FG | 3P | FT | Rebounds | Fouls | TP | AS | TO | ST | Blocks | | |
| | | | MA | MA | MA | OR | DR | PF | FF | | | BA | | |
| 0 | Kadirochi Akobundu-Ehigbo | 15:31 | 2-4 | 0-0 | 0-0 | 0 | 0 | 3 | 1 | 4 | 1 | 2 | | |
| 1 | Javon Levi | 10:45 | 2-5 | 0-1 | 0-0 | 1 | 4 | 5 | 2 | 1 | 4 | 0 | | |
| 4 | David Azore | 06:42 | 2-9 | 0-3 | 2-3 | 0 | 1 | 2 | 4 | 0 | 0 | 1 | | |
| 20 | Nicolas Elame | 17:46 | 2-6 | 0-4 | 0-2 | 1 | 0 | 1 | 1 | 4 | 2 | 1 | | |
| 21 | Pedro Castro | 04:04 | 4-6 | 1-3 | 0-0 | 1 | 3 | 4 | 1 | 0 | 2 | 0 | | |
| 23 | Patrick Mwambi | 16:48 | 0-5 | 0-4 | 1-2 | 1 | 2 | 3 | 2 | 1 | 0 | 0 | | |
| 10 | Jack Holberg | 17:47 | 0-2 | 0-0 | 0-0 | 1 | 0 | 1 | 1 | 0 | 0 | 0 | | |
| 12 | Lazaro Rojas | 14:28 | 1-3 | 0-0 | 0-1 | 0 | 4 | 4 | 1 | 1 | 2 | 0 | | |
| 5 | Brandyn Tabot | 17:15 | 1-4 | 1-4 | 0-0 | 2 | 2 | 0 | 0 | 0 | 2 | 0 | | |
| 22 | Shemar Wilson | 11:50 | 3-4 | 0-1 | 0-2 | 1 | 1 | 2 | 2 | 3 | 6 | 0 | | |
| 24 | Montez Young Jr. | 12:38 | 0-5 | 0-0 | 0-0 | 1 | 2 | 3 | 0 | 6 | 0 | 1 | | |
| 15 | Antonio Romanelli | 00:19 | 0-0 | 0-0 | 0-0 | 1 | 1 | 0 | 0 | 3 | 1 | 0 | | |
| Team | | | 1 | | | 0 | | | 0 | | | 0 | | |
| Totals | | | 20-53 | | | 2-20 | | | 17 | | | 13 | | |

| Shooting % | |
|------------|-------|
| FG | 37.7 |
| 3PT | 0.0 |
| FT | 25.0 |
| GM | 100.0 |
| Rebound % | |
| FG | 20.0 |
| 3PT | 0.0 |
| FT | 10.0 |
| GM | 20.0 |

| Shooting By Period | | | | | | | | | | | | |
|-----------------------|-----------------|-----------------|-----------------|-----|-------|-------|------|------|-------|-------|------|------|
| 1 st | 2 nd | 3 rd | 4 th | OT | GM | FG% | 3P% | FT% | GM | FG% | 3P% | FT% |
| 0-10 | 0-0 | 0-0 | 0-0 | 0-0 | 0-10 | 0.0% | 0.0% | 0.0% | 0-10 | 0.0% | 0.0% | 0.0% |
| 11-20 | 2-3 | 0-0 | 0-0 | 0-0 | 2-3 | 66.7% | 0.0% | 0.0% | 11-20 | 10.0% | 0.0% | 0.0% |
| 21-30 | 14-26 | 0-0 | 0-0 | 0-0 | 14-26 | 53.8% | 0.0% | 0.0% | 21-30 | 53.8% | 0.0% | 0.0% |
| 31-40 | 2-10 | 0-0 | 0-0 | 0-0 | 2-10 | 20.0% | 0.0% | 0.0% | 31-40 | 20.0% | 0.0% | 0.0% |
| 41-50 | 1-7 | 0-0 | 0-0 | 0-0 | 1-7 | 14.3% | 0.0% | 0.0% | 41-50 | 14.3% | 0.0% | 0.0% |
| 51-60 | 20-53 | 0-0 | 0-0 | 0-0 | 20-53 | 37.7% | 0.0% | 0.0% | 51-60 | 37.7% | 0.0% | 0.0% |
| 61-70 | 2-6 | 0-0 | 0-0 | 0-0 | 2-6 | 33.3% | 0.0% | 0.0% | 61-70 | 33.3% | 0.0% | 0.0% |
| 71-80 | 3-10 | 0-0 | 0-0 | 0-0 | 3-10 | 30.0% | 0.0% | 0.0% | 71-80 | 30.0% | 0.0% | 0.0% |
| Dead Ball Rebounds: 1 | | | | | | | | | | | | |

| Oklahoma St. - 88 | | | | | | | | | | | | | | |
|-------------------|------------------------------|-------|-------|-----|-----|----------|-------|----|----|----|----|--------|--|--|
| Record: 1-0 | | | | | | | | | | | | | | |
| NO. | Name | Min | FG | 3P | FT | Rebounds | Fouls | TP | AS | TO | ST | Blocks | | |
| | | | MA | MA | MA | OR | DR | PF | FF | | | BA | | |
| 33 | Moussa Cisse | 17:28 | 7-9 | 0-0 | 3-6 | 4 | 6 | 10 | 2 | 6 | 17 | 1 | | |
| 9 | Avery Anderson, III | 08:11 | 4-10 | 3-5 | 2-2 | 0 | 4 | 0 | 2 | 18 | 5 | 3 | | |
| 4 | Donovan Williams | 16:11 | 1-5 | 1-2 | 4-4 | 1 | 3 | 4 | 0 | 4 | 7 | 0 | | |
| 5 | Rondel Walker | 04:27 | 2-7 | 0-3 | 0-0 | 1 | 1 | 2 | 1 | 4 | 4 | 1 | | |
| 13 | Isaac Likende | 01:21 | 1-1 | 1-1 | 0-0 | 0 | 1 | 1 | 0 | 2 | 6 | 1 | | |
| 1 | Bryce Thompson | 25:06 | 8-12 | 2-5 | 0-0 | 1 | 2 | 3 | 0 | 14 | 0 | 2 | | |
| 12 | Matthew-Alexander Moncrieffe | 21:34 | 6-9 | 0-0 | 1-1 | 2 | 4 | 6 | 1 | 1 | 13 | 1 | | |
| 20 | Keylan Boone | 19:45 | 3-5 | 2-3 | 0-0 | 5 | 3 | 8 | 1 | 1 | 8 | 3 | | |
| 23 | Tyreek Smith | 11:54 | 0-2 | 0-1 | 0-0 | 0 | 2 | 2 | 1 | 0 | 0 | 0 | | |
| 24 | Woody Newton | 01:30 | 0-0 | 0-0 | 0-0 | 0 | 0 | 0 | 0 | 0 | 0 | 0 | | |
| 25 | Bernard Kouma | 03:52 | 1-2 | 0-0 | 1-2 | 1 | 1 | 2 | 0 | 1 | 3 | 0 | | |
| 15 | Carson Sager | 01:24 | 0-1 | 0-0 | 2-2 | 1 | 0 | 1 | 0 | 1 | 2 | 0 | | |
| 25 | Weston Church | 01:24 | 1-2 | 1-2 | 0-0 | 0 | 0 | 0 | 0 | 0 | 0 | 0 | | |
| Team | | | 0 | | | 0 | | | 0 | | | 0 | | |
| Totals | | | 33-71 | | | 9-25 | | | 15 | | | 13 | | |

| Shooting By Period | | |
|--------------------|-------|-------|
| 1st FG | 15.3 | 45.0% |
| 2nd FG | 21.4 | 49.0% |
| 3rd FG | 8.8 | 45.0% |
| 4th FG | 18.8 | 47.4% |
| 5th FG | 14.1 | 36.4% |
| 6th FG | 19.8 | 56.6% |
| GM FG | 20.71 | 45.6% |
| FT | 25.92 | 36.0% |
| 3PT | 13.17 | 25.0% |

Dead Ball Rebounds: 2

| Shooting By Period | | | | | | | | | | | | |
|-----------------------|-----------------|-----------------|-----------------|----|----|-----|-----|-----|---------------------|-------|-------|-----|
| 1 st | 2 nd | 3 rd | 4 th | OT | GM | FG% | 3P% | FT% | GM | FG% | 3P% | FT% |
| 15-33 | 15-33 | 45.5% | | | | | | | 15-33 | 45.5% | | |
| 3PT% | 5-14 | 35.7% | | | | | | | 3PT% | 5-14 | 35.7% | |
| 2 nd FG% | 18-38 | 47.4% | | | | | | | 2 nd FG% | 18-38 | 47.4% | |
| 3PT% | 4-11 | 36.4% | | | | | | | 3PT% | 4-11 | 36.4% | |
| FT% | 5-9 | 55.6% | | | | | | | FT% | 5-9 | 55.6% | |
| GM FG% | 33-71 | 46.5% | | | | | | | GM FG% | 33-71 | 46.5% | |
| 3PT% | 9-25 | 36.0% | | | | | | | 3PT% | 9-25 | 36.0% | |
| FT% | 15-17 | 76.5% | | | | | | | FT% | 15-17 | 76.5% | |
| Dead Ball Rebounds: 3 | | | | | | | | | | | | |

| Points from | | | | | | | | | | | | |
|---------------------------|---------------------------|----------------------------|--|--|--|--|--|--|--|--|--|--|
| Turnovers | | | | | | | | | | | | |
| Paint | | | | | | | | | | | | |
| Second Chance | | | | | | | | | | | | |
| Fast Breaks | | | | | | | | | | | | |
| Bench | | | | | | | | | | | | |
| 1 (1 st 20:00) | 47 (2 nd 1:30) | | | | | | | | | | | |
| Best Scoring Run | 6 (2 nd 0:03) | 16 (1 st 11:24) | | | | | | | | | | |
| Lead Changes | 0 | 2 | | | | | | | | | | |
| Times Tied | 0 | 6 | | | | | | | | | | |
| Time with Lead | 00:30 | 39:30 | | | | | | | | | | |

MARY HARDIN-BAYLOR

W, 104-75

| Mary Hardin-Baylor - 75 | | | | | | | | | | | | | | |
|-------------------------|-------------------|-------|-------|-----|-----|----------|-------|----|-------|----|----|--------|--|--|
| Record: 1-0 | | | | | | | | | | | | | | |
| NO. | Name | Min | FG | 3P | FT | Rebounds | Fouls | TP | AS | TO | ST | Blocks | | |
| | | | MA | MA | MA | OR | DR | PF | FF | | | BA | | |
| 1 | Ty Prince | 32:38 | 2-11 | 0-1 | 0-0 | 2 | 3 | 5 | 2 | 4 | 5 | 3 | | |
| 24 | Sam Reeves | 12:57 | 1-4 | 1-3 | 0-0 | 0 | 0 | 0 | 1 | 3 | 0 | 0 | | |
| 32 | Nathan Slotz | 21:33 | 3-10 | 2-7 | 0-1 | 2 | 0 | 2 | 4 | 1 | 8 | 2 | | |
| 4 | Joshua Johnson | 08:18 | 0-8 | 1-4 | 0-0 | 0 | 3 | 3 | 4 | 8 | 2 | 1 | | |
| 10 | Carson Hammond | 30:34 | 6-12 | 4-9 | 0-0 | 2 | 3 | 5 | 1 | 1 | 16 | 4 | | |
| 25 | Luke Feely | 18:15 | 0-4 | 0-0 | 1-2 | 2 | 0 | 2 | 0 | 1 | 1 | 4 | | |
| 13 | Frederick Shields | 13:25 | 1-6 | 0-2 | 2-4 | 1 | 0 | 1 | 0 | 2 | 2 | 4 | | |
| 3 | Payton Brooks | 11:55 | 4-6 | 3-5 | 2-2 | 0 | 0 | 0 | 0 | 2 | 3 | 1 | | |
| 30 | Kyle Wright | 13:56 | 1-2 | 0-1 | 0-0 | 1 | 0 | 1 | 1 | 2 | 3 | 1 | | |
| 12 | Bradyn Dawes | 18:48 | 6-8 | 4-6 | 0-0 | 1 | 2 | 3 | 0 | 1 | 16 | 0 | | |
| 21 | Brady Boyd | 04:36 | 0-1 | 0-1 | 0-0 | 0 | 0 | 0 | 0 | 0 | 0 | 0 | | |
| 20 | Jacob Paske | 02:15 | 0-0 | 0-0 | 0-0 | 0 | 0 | 0 | 0 | 0 | 0 | 0 | | |
| Team | | | 2 | | | 3 | | | 5 | | | 0 | | |
| Totals | | | 25-72 | | | 15-39 | | | 10-15 | | | 13 | | |

| Shooting FG | | |
|-------------|-----|-----|
| 3P% | FG% | FT% |
| 37% | 34% | 64% |
| 2nd FG FG% | | |
| 37% | 37% | 71% |
| 44% | 44% | 71% |
| GM FG FG% | | |
| 37% | 37% | 15% |
| 10% | 10% | 10% |

Cloned Data 0-1

| Shooting By Period | | | | | | | | | | | | |
|-----------------------|-----------------|-----------------|-----------------|----|----|-----|-----|-----|---------------------|-------|-------|-----|
| 1 st | 2 nd | 3 rd | 4 th | OT | GM | FG% | 3P% | FT% | GM | FG% | 3P% | FT% |
| 15-33 | 15-33 | 45.5% | | | | | | | 15-33 | 45.5% | | |
| 3PT% | 8-20 | 40.0% | | | | | | | 3PT% | 8-20 | 40.0% | |
| FT% | 6-9 | 66.7% | | | | | | | FT% | 6-9 | 66.7% | |
| 2 nd FG% | 13-34 | 38.2% | | | | | | | 2 nd FG% | 13-34 | 38.2% | |
| 3PT% | 7-19 | 36.8% | | | | | | | 3PT% | 7-19 | 36.8% | |
| FT% | 4-6 | 66.7% | | | | | | | FT% | 4-6 | 66.7% | |
| GM FG% | 25-72 | 34.7% | | | | | | | GM FG% | 25-72 | 34.7% | |
| 3PT% | 15-39 | 38.5% | | | | | | | 3PT% | 15-39 | 38.5% | |
| FT% | 10-15 | 66.7% | | | | | | | FT% | 10-15 | 66.7% | |
| Dead Ball Rebounds: 3 | | | | | | | | | | | | |

| UT Arlington - 104 | | | | | | | | | | | | |
|--------------------|---------------------------|-------|------|-----|-----|----------|-------|-------|-----|----|----|--------|
| Record: 1-1 | | | | | | | | | | | | |
| NO. | Name | Min | FG | 3P | FT | Rebounds | Fouls | TP | AS | TO | ST | Blocks |
| | | | MA | MA | MA | OR | DR | PF | FF | | | BA |
| 22 | Shemar Wilson | 14:37 | 6-6 | 0-0 | 3-4 | 4 | 3 | 7 | 2 | 2 | 15 | 1 |
| 24 | Montez Young Jr. | 21:33 | 6-9 | 0-1 | 0-0 | 2 | 3 | 5 | 1 | 1 | 12 | 2 |
| 1 | Javon Levi | 06:22 | 5-7 | 2-2 | 0-0 | 2 | 2 | 2 | 2 | 12 | 2 | 0 |
| 4 | David Azore | 20:18 | 5-10 | 0-2 | 0-0 | 1 | 4 | 5 | 0 | 3 | 16 | 1 |
| 21 | Pedro Castro | 07:34 | 3-8 | 0-3 | 0-0 | 0 | 8 | 8 | 1 | 0 | 6 | 3 |
| 0 | Kadirochi Akobundu-Ehigbo | 19:54 | 5-5 | 0-0 | 0 | 5 | 5 | 1 | 0 | 10 | 1 | 1 |
| 20 | Nicolas Elame | 21:56 | 7-8 | 2-2 | 1-1 | 0 | 2 | 2 | 2 | 2 | 2 | 1 |
| 5 | Brandyn Tabot | 05:00 | 2-5 | 0-0 | 0 | 3 | 3 | 1 | 0 | 0 | 2 | 3 |
| 10 | Jack Holberg | 16:22 | 1-5 | 0-4 | 0-0 | 2 | 1 | 3 | 3 | 1 | 2 | 5 |
| 12 | Lazaro Rojas | 05:50 | 2-2 | 0-0 | 2-2 | 1 | 3 | 4 | 1 | 1 | 2 | 0 |
| 15 | Antonio Romanelli | 02:06 | 1-2 | 1-2 | 0-0 | 1 | 2 | 2 | 0 | 0 | 0 | 0 |
| Totals | | | | | | 1 | 2 | 37 | 0 | 0 | 0 | 0 |
| Team | | | | | | 43-67 | 7-21 | 11-12 | 11 | 46 | 12 | 104 |
| Opp | | | | | | 26 | 16 | 12 | 104 | 28 | 10 | 4 |
| Total | | | | | | 69 | 33 | 23 | 22 | 14 | 22 | 228 |

ALL GAME BOX SCORES AND SUMMARIES

@ NORTH TEXAS

L, 64-36

North Texas used an 18-0 1st-half run and UT Arlington was never able to threaten the Mean Green in a 64-36 setback.

| UT Arlington - 36 | | | | | | | | | | | | | | |
|-------------------|--------------------------|-------|-------|------|-------|-----------|-------|----|----|----|----|--------|-----|------------|
| Record: 1-0 | | | | | | | | | | | | | | |
| NO. | Name | Min | FG | 3P | FT | Rebounds | Fouls | TP | AS | TO | ST | Blocks | pts | plus/minus |
| | | | M/A | M/A | M/A | OR DR TOT | PF | | | | | BS BA | | |
| 0 | Kedrichi Akobundu-Enagha | 19:07 | 1-1 | 0-0 | 0-0 | 2 5 7 | 4 2 | 2 | 0 | 2 | 0 | 4 0 | -18 | |
| 12 | Lazaro Rigas | 18:41 | 2-3 | 0-1 | 0-0 | 1 0 1 | 3 0 | 4 | 0 | 2 | 1 | 1 0 | -17 | |
| 1 | Javon Levi | 15:04 | 0-4 | 0-0 | 0-0 | 1 3 4 | 1 2 | 0 | 1 | 4 | 0 | 0 0 | -22 | |
| 4 | David Azore | 25:06 | 0-6 | 0-1 | 5-5 | 0 3 3 | 0 2 | 5 | 0 | 2 | 0 | 0 0 | -25 | |
| 21 | Pedro Castro | 26:23 | 1-7 | 0-2 | 2-3 | 1 0 1 | 1 3 | 4 | 0 | 3 | 0 | 0 0 | -23 | |
| 24 | Montez Young Jr. | 16:36 | 2-4 | 0-0 | 2-2 | 2 6 8 | 3 5 | 6 | 1 | 1 | 0 | 2 0 | -3 | |
| 10 | Jack Holbert | 25:12 | 2-4 | 0-1 | 0-1 | 1 3 4 | 3 2 | 4 | 1 | 3 | 1 | 0 1 | -13 | |
| 5 | Brandyn Talbot | 16:52 | 2-4 | 1-3 | 0-0 | 0 1 1 | 1 1 | 0 | 5 | 0 | 3 | 0 0 | -8 | |
| 22 | Shemar Wilson | 16:24 | 0-2 | 0-0 | 2-4 | 1 2 3 | 3 3 | 2 | 0 | 0 | 0 | 0 1 | -4 | |
| 20 | Nicolas Elame | 20:35 | 2-7 | 0-2 | 0-0 | 0 1 1 | 3 2 | 2 | 0 | 1 | 0 | 0 0 | -7 | |
| Team | | | | | | 1 1 2 | | 0 | 0 | | | | | |
| Totals | | | 12-42 | 1-10 | 11-21 | 10 25 35 | 22 21 | 30 | 3 | 21 | 2 | 7 2 | -28 | |

| Shooting By Period | | | |
|-------------------------|-------|-------|--|
| 1st FG% | 4-19 | 21.1% | |
| 3PT% | 1-6 | 16.7% | |
| FT% | 3-5 | 60% | |
| 2nd FG% | 8-23 | 34.8% | |
| 3PT% | 0-4 | 0.0% | |
| FT% | 8-16 | 50% | |
| GM FG% | 12-42 | 28.6% | |
| 3PT% | 1-10 | 10.0% | |
| FT% | 11-21 | 52.4% | |
| Dead Ball Rebounds: 3.0 | | | |

Playing its second opponent in three days which won a game in the NCAA Tournament last season, UTA shot just 29 percent from the floor (12-42) and had its second-straight game of 20+ turnovers with 21.

After allowing UNT to shoot 48 percent (13-27) from the floor in the 1st half, UTA held the Mean Green to just 22 percent (6-27) in the 2nd half en route to actually out-scoring them, 24-21.

UNT only finished at 35 percent (19-54) from the field for the night, but the 21 UTA turnovers compared with 11 for the hosts resulted in a +17 edge in points off turnovers (26-9).

The 36 points for UTA are the 3rd-fewest in a single game in program history (31 at SMU on Dec. 16, 1989 and 35 versus Denver on Dec. 31, 2012). The 12 made field goals for the Mavs are tied for the fewest in program history with a dozen at the aforementioned SMU contest.

| North Texas - 64 | | | | | | | | | | | | | | |
|------------------|-----------------|-------|-------|------|-------|-----------|-------|----|----|----|----|--------|-----|------------|
| Record: 2-1 | | | | | | | | | | | | | | |
| NO. | Name | Min | FG | 3P | FT | Rebounds | Fouls | TP | AS | TO | ST | Blocks | pts | plus/minus |
| | | | M/A | M/A | M/A | OR DR TOT | PF | | | | | BS BA | | |
| 4 | Thomas Bell | 23:12 | 5-10 | 3-5 | 6-6 | 1 5 6 | 4 4 | 19 | 2 | 5 | 1 | 1 2 | 27 | |
| 33 | Abou Ousmane | 20:33 | 4-8 | 0-0 | 3-6 | 2 5 7 | 2 4 | 11 | 1 | 1 | 0 | 0 3 | 22 | |
| 1 | Mardrez McBride | 25:08 | 1-5 | 1-2 | 1 3 4 | 2 2 4 | 2 1 | 4 | 2 | 1 | 0 | 1 0 | 29 | |
| 11 | JJ Murray | 16:56 | 0-1 | 0-1 | 0-0 | 0 1 1 | 0 1 | 0 | 2 | 0 | 1 | 0 0 | 22 | |
| 15 | Rubin Jones | 28:44 | 2-8 | 2-6 | 0-1 | 0 2 2 | 1 2 | 6 | 1 | 2 | 1 | 0 1 | 27 | |
| 5 | Taylor Perry | 25:52 | 3-6 | 2-4 | 4-4 | 1 2 3 | 2 4 | 12 | 2 | 1 | 4 | 0 0 | 23 | |
| 44 | Hameir Wright | 12:08 | 1-2 | 0-0 | 3-4 | 0 1 1 | 4 3 | 5 | 0 | 0 | 0 | 0 0 | 11 | |
| 2 | Aaron Scott | 13:53 | 2-5 | 0-1 | 0-0 | 2 1 3 | 4 1 | 4 | 0 | 1 | 0 | 0 0 | 0 | |
| 23 | Matthew Stone | 10:44 | 0-2 | 0-2 | 0-0 | 1 2 3 | 0 0 | 0 | 0 | 1 | 0 | 0 0 | -6 | |
| 10 | Jahmiah Simmons | 07:19 | 0-2 | 0-1 | 0-0 | 2 0 2 | 2 1 | 0 | 0 | 0 | 0 | 0 1 | -5 | |
| 0 | Rashed Browne | 09:53 | 1-3 | 1-2 | 0-0 | 0 1 1 | 0 0 | 3 | 0 | 0 | 0 | 0 0 | -5 | |
| 12 | Bryce Zepher | 05:38 | 0-2 | 0-2 | 0-0 | 0 2 2 | 0 0 | 0 | 0 | 0 | 0 | 1 0 | -5 | |
| Team | | | | | | 4 2 6 | | 0 | 0 | | | | | |
| Totals | | | 19-54 | 9-29 | 17-23 | 14 27 41 | 21 22 | 64 | 11 | 11 | 8 | 2 7 | 28 | |

| Shooting By Period | | | |
|-------------------------|-------|-------|--|
| 1st FG% | 13-27 | 48.1% | |
| 3PT% | 8-15 | 53.3% | |
| FT% | 9-13 | 69.2% | |
| 2nd FG% | 6-27 | 22.2% | |
| 3PT% | 1-14 | 7.1% | |
| FT% | 8-10 | 80% | |
| GM FG% | 19-54 | 35.2% | |
| 3PT% | 9-29 | 31.0% | |
| FT% | 17-23 | 73.9% | |
| Dead Ball Rebounds: 2.0 | | | |

| | UTA | UNT |
|------------------|---------------|----------------|
| Biggest lead | 0 (1st 20:00) | 34 (2nd 12:02) |
| Best Scoring Run | 6 (2nd 2:05) | 18 (1st 7:40) |
| Lead Changes | 0 | |
| Times Tied | 0 | |
| Time with Lead | 00:00 | 39:32 |

| Points from | | | |
|---------------|-----|-----|--|
| Turnovers | UTA | UNT | |
| Paint | 12 | 18 | |
| Second Chance | 8 | 10 | |
| Fast Breaks | 0 | 1 | |
| Bench | 21 | 24 | |

| Period by Period Scoring | | | |
|--------------------------|-----|-----|----|
| 1st | 2nd | TOT | |
| UTA | 12 | 24 | 36 |
| UNT | 43 | 21 | 64 |

@ SAN DIEGO STATE



@ UTAH STATE



2021-22 UTA OVERALL SEASON STATS

Game Records

| Record | Overall | Home | Away | Neutral |
|----------------|---------|------|------|---------|
| ALL GAMES | 1-3 | 1-1 | 0-2 | 0-0 |
| CONFERENCE | 0-0 | 0-0 | 0-0 | 0-0 |
| NON-CONFERENCE | 1-3 | 1-1 | 0-2 | 0-0 |

Score by Periods

| Team | 1st | 2nd | OT | TOT |
|--------------|-----|-----|----|-----|
| UT Arlington | 101 | 147 | 8 | 256 |
| Opponents | 158 | 132 | 17 | 307 |

Team Box Score

| No. Player | | | | | Total | | 3-Point | | F-Throw | | Rebounds | | | | | | | | | | | | | |
|------------|-----------------------------|-------|--------|------|--------|------|----------|------|---------|-------|----------|-----|-----|------|----|----|----|----|-----|-----|-----|------|--|--|
| | | GP-GS | MIN | AVG | FG-FGA | FG% | 3FG-3FGA | 3FG% | FT-FTA | FT% | OFF | DEF | TOT | AVG | PF | DQ | A | TO | BLK | STL | PTS | AVG | | |
| 4 | AZORE, David | 4-4 | 110:24 | 27.6 | 14-39 | .359 | 1-11 | .091 | 18-21 | .857 | 2 | 15 | 17 | 4.3 | 6 | 0 | 4 | 15 | 0 | 2 | 47 | 11.8 | | |
| 22 | WILSON, Shemar | 4-1 | 59:56 | 15.0 | 12-16 | .750 | 0-1 | .000 | 7-15 | .467 | 8 | 11 | 19 | 4.8 | 10 | 0 | 3 | 3 | 2 | 0 | 31 | 7.8 | | |
| 21 | CASTRO, Pedro | 4-4 | 109:44 | 27.4 | 11-30 | .367 | 3-12 | .250 | 2-3 | .667 | 2 | 17 | 19 | 4.8 | 7 | 0 | 5 | 11 | 6 | 4 | 27 | 6.8 | | |
| 24 | YOUNG JR., Montez | 4-1 | 60:14 | 15.1 | 12-19 | .632 | 1-2 | .500 | 2-8 | .250 | 5 | 12 | 17 | 4.3 | 8 | 0 | 3 | 2 | 2 | 3 | 27 | 6.8 | | |
| 20 | ELAME, Nicolas | 4-1 | 77:54 | 19.5 | 12-27 | .444 | 2-8 | .250 | 1-4 | .250 | 2 | 4 | 6 | 1.5 | 10 | 0 | 5 | 6 | 0 | 5 | 27 | 6.8 | | |
| 0 | AKOBUNDU-EHIOGU, Kaodirichi | 4-3 | 79:25 | 19.9 | 12-14 | .857 | 0-0 | .000 | 2-2 | 1.000 | 3 | 13 | 16 | 4.0 | 11 | 0 | 2 | 6 | 12 | 1 | 26 | 6.5 | | |
| 1 | LEVI, Javon | 4-4 | 97:35 | 24.4 | 8-20 | .400 | 2-3 | .667 | 0-0 | .000 | 3 | 10 | 13 | 3.3 | 8 | 0 | 17 | 13 | 0 | 5 | 18 | 4.5 | | |
| 5 | TALBOT, Brandyn | 4-0 | 65:22 | 16.3 | 6-14 | .429 | 5-13 | .385 | 0-0 | .000 | 0 | 7 | 7 | 1.8 | 3 | 0 | 2 | 8 | 0 | 1 | 17 | 4.3 | | |
| 10 | HOIBERG, Jack | 4-0 | 84:25 | 21.1 | 5-14 | .357 | 1-6 | .167 | 5-7 | .714 | 5 | 6 | 11 | 2.8 | 9 | 0 | 8 | 7 | 0 | 1 | 16 | 4.0 | | |
| 12 | ROJAS, Lazaro | 4-2 | 48:48 | 12.2 | 5-9 | .556 | 0-2 | .000 | 4-5 | .800 | 2 | 9 | 11 | 2.8 | 8 | 0 | 2 | 9 | 1 | 3 | 14 | 3.5 | | |
| 23 | MWAMBA, Patrick | 2-0 | 28:50 | 14.4 | 1-9 | .111 | 0-5 | .000 | 1-2 | .500 | 1 | 3 | 4 | 2.0 | 5 | 0 | 1 | 5 | 2 | 3 | 3 | 1.5 | | |
| 15 | ROMANELLI, Antonio | 2-0 | 02:25 | 1.2 | 1-2 | .500 | 1-2 | .500 | 0-0 | .000 | 0 | 1 | 1 | 0.5 | 0 | 0 | 1 | 0 | 0 | 0 | 3 | 1.5 | | |
| Team | | | | | | | | | | | 5 | 5 | 10 | | | | | 2 | | | | | | |
| Total | | 4 | 825 | | 99-213 | .465 | 16-65 | .246 | 42-67 | .627 | 38 | 113 | 151 | 37.8 | 85 | 0 | 53 | 87 | 25 | 28 | 256 | 64.0 | | |
| Opponents | | 4 | 825 | | 99-264 | .375 | 40-113 | .354 | 69-93 | .742 | 65 | 96 | 161 | 40.3 | 71 | 1 | 62 | 51 | 7 | 49 | 307 | 76.8 | | |

Team Statistics

| | UTA | OPP |
|------------------------|---------------|---------------|
| Scoring | 256 | 307 |
| Points per game | 64.0 | 76.8 |
| Scoring margin | -12.8 | - |
| Field goals-att | 99-213 | 99-264 |
| Field goal pct | .465 | .375 |
| 3 point fg-att | 16-65 | 40-113 |
| 3-point FG pct | .246 | .354 |
| 3-pt FG made per game | 4.0 | 10.0 |
| Free throws-att | 42-67 | 69-93 |
| Free throw pct | .627 | .742 |
| F-Throws made per game | 10.5 | 17.3 |
| Rebounds | 151 | 161 |
| Rebounds per game | 37.8 | 40.3 |
| Rebounding margin | -2.5 | - |
| Assists | 53 | 62 |
| Assists per game | 13.3 | 15.5 |
| Turnovers | 87 | 51 |
| Turnovers per game | 21.8 | 12.8 |
| Turnover margin | -9.0 | - |
| Assist/turnover ratio | 0.6 | 1.2 |
| Steals | 28 | 49 |
| Steals per game | 7.0 | 12.3 |
| Blocks | 25 | 7 |
| Blocks per game | 6.3 | 1.8 |
| Winning streak | 0 | - |
| Home win streak | 0 | - |
| Attendance | 4768 | 11192 |
| Home games-Avg/Game | 2-2384 | 2-5596 |
| Neutral site-Avg/Game | - | 0-0 |

Team Results

| Date | Opponent | | Score | Att. |
|------------|--------------------|-----|--------|------|
| 11/09/2021 | at Oklahoma St. | L | 45-88 | 7981 |
| 11/13/2021 | Mary Hardin-Baylor | W | 104-75 | 3288 |
| 11/16/2021 | Abilene Christian | Lot | 71-80 | 1480 |
| 11/18/2021 | at North Texas | L | 36-64 | 3211 |

UTA OPPONENT GAME BY GAME COMPARISON

| Opponent | 1st | 2nd | Score | Mar | Total FG | FG Pct | 3-Pointers | 3FG Pct | Free Throws | FT Pct | Rebounds | Assist | T/Over | Block | Steal | Fouls |
|-------------------|-------|-------|--------|-------|-------------|-----------|------------|-----------|-------------|-----------|-------------|--------|--------|-------|-------|-------|
| Oklahoma State | 14/43 | 31/45 | 45-88 | (-43) | 20-53/33-71 | .377/.465 | 2-20/9-25 | .100/.360 | 3-10/13-17 | .300/.765 | 28/50 (-22) | 6/20 | 22/12 | 7/3 | 8/15 | 17/14 |
| MARY HARDIN-BAYL | 43/38 | 61/37 | 104-75 | +29 | 43-67/25-72 | .642/.347 | 7-21/15-39 | .333/.385 | 11-12/10-15 | .917/.667 | 47/27 +20 | 28/18 | 16/13 | 4/2 | 10/11 | 16/12 |
| ABILENE CHRISTIAN | 32/34 | 31/29 | 71-80 | (-9) | 24-51/22-67 | .471/.328 | 6-14/7-20 | .429/.350 | 17-24/29-38 | .708/.763 | 41/43 (-2) | 16/13 | 28/15 | 7/0 | 8/15 | 30/25 |
| North Texas | 12/43 | 24/21 | 36-64 | (-28) | 12-42/19-54 | .286/.352 | 1-10/9-29 | .100/.310 | 11-21/17-23 | .524/.739 | 36/41 (-6) | 3/11 | 21/11 | 7/2 | 2/8 | 22/21 |

Note: Game totals are displayed in the format TEAM/OPPONENT for each category

UTA TEAM GAME HIGHS

| | | |
|------------------------------|------------------------------|----------------------------------------------------------------------------------------------------------------------------------|
| POINTS | 104 71 45 36 | Mary Hardin-Baylor (11/13/2021) Abilene Christian (11/16/2021) at Oklahoma St. (11/09/2021) at North Texas (11/18/2021) |
| FIELD GOALS MADE | 43 24 | Mary Hardin-Baylor (11/13/2021) Abilene Christian (11/16/2021) |
| FIELD GOAL ATTEMPTS | 67 53 | Mary Hardin-Baylor (11/13/2021) at Oklahoma St. (11/09/2021) |
| FIELD GOAL PERCENTAGE | .642 (43-67) .471 (24-51) | Mary Hardin-Baylor (11/13/2021) Abilene Christian (11/16/2021) |
| 3 PT FG MADE | 7 6 | Mary Hardin-Baylor (11/13/2021) Abilene Christian (11/16/2021) |
| 3 PT FG ATTEMPTS | 21 20 | Mary Hardin-Baylor (11/13/2021) at Oklahoma St. (11/09/2021) |
| 3 PT FG PERCENTAGE | .429 (6-14) .333 (7-21) | Abilene Christian (11/16/2021) Mary Hardin-Baylor (11/13/2021) |
| FREE THROWS MADE | 17 11 11 | Abilene Christian (11/16/2021) at North Texas (11/18/2021) Mary Hardin-Baylor (11/13/2021) |
| FREE THROW ATTEMPTS | 24 21 | Abilene Christian (11/16/2021) at North Texas (11/18/2021) |
| FREE THROW PERCENTAGE | .917 (11-12) .708 (17-24) | Mary Hardin-Baylor (11/13/2021) Abilene Christian (11/16/2021) |
| REBOUNDS | 47 41 | Mary Hardin-Baylor (11/13/2021) Abilene Christian (11/16/2021) |
| ASSISTS | 28 16 | Mary Hardin-Baylor (11/13/2021) Abilene Christian (11/16/2021) |
| STEALS | 10 8 8 | Mary Hardin-Baylor (11/13/2021) Abilene Christian (11/16/2021) at Oklahoma St. (11/09/2021) |
| BLOCKED SHOTS | 7 7 7 | at North Texas (11/18/2021) Abilene Christian (11/16/2021) at Oklahoma St. (11/09/2021) |
| TURNOVERS | 28 22 | Abilene Christian (11/16/2021) at Oklahoma St. (11/09/2021) |
| FOULS | 30 22 | Abilene Christian (11/16/2021) at North Texas (11/18/2021) |

UTA TEAM GAME LOWS

| | | |
|------------------------------|--------------|---------------------------------|
| POINTS | 36 | at North Texas (11/18/2021) |
| | 45 | at Oklahoma St. (11/09/2021) |
| | 71 | Abilene Christian (11/16/2021) |
| | 104 | Mary Hardin-Baylor (11/13/2021) |
| FIELD GOALS MADE | 12 | at North Texas (11/18/2021) |
| | 20 | at Oklahoma St. (11/09/2021) |
| FIELD GOAL ATTEMPTS | 42 | at North Texas (11/18/2021) |
| | 51 | Abilene Christian (11/16/2021) |
| FIELD GOAL PERCENTAGE | .286 (12-42) | at North Texas (11/18/2021) |
| | .377 (20-53) | at Oklahoma St. (11/09/2021) |
| 3 PT FG MADE | 1 | at North Texas (11/18/2021) |
| | 2 | at Oklahoma St. (11/09/2021) |
| 3 PT FG ATTEMPTS | 10 | at North Texas (11/18/2021) |
| | 14 | Abilene Christian (11/16/2021) |
| 3 PT FG PERCENTAGE | .100 (2-20) | at Oklahoma St. (11/09/2021) |
| | .100 (1-10) | at North Texas (11/18/2021) |
| FREE THROWS MADE | 3 | at Oklahoma St. (11/09/2021) |
| | 11 | at North Texas (11/18/2021) |
| | 11 | Mary Hardin-Baylor (11/13/2021) |
| FREE THROW ATTEMPTS | 10 | at Oklahoma St. (11/09/2021) |
| | 12 | Mary Hardin-Baylor (11/13/2021) |
| FREE THROW PERCENTAGE | .300 (3-10) | at Oklahoma St. (11/09/2021) |
| | .524 (11-21) | at North Texas (11/18/2021) |
| REBOUNDS | 28 | at Oklahoma St. (11/09/2021) |
| | 35 | at North Texas (11/18/2021) |
| ASSISTS | 3 | at North Texas (11/18/2021) |
| | 6 | at Oklahoma St. (11/09/2021) |
| STEALS | 2 | at North Texas (11/18/2021) |
| | 8 | Abilene Christian (11/16/2021) |
| | 8 | at Oklahoma St. (11/09/2021) |
| BLOCKED SHOTS | 4 | Mary Hardin-Baylor (11/13/2021) |
| | 7 | at North Texas (11/18/2021) |
| | 7 | Abilene Christian (11/16/2021) |
| | 7 | at Oklahoma St. (11/09/2021) |
| TURNOVERS | 16 | Mary Hardin-Baylor (11/13/2021) |
| | 21 | at North Texas (11/18/2021) |
| FOULS | 16 | Mary Hardin-Baylor (11/13/2021) |
| | 17 | at Oklahoma St. (11/09/2021) |

OPPONENT TEAM GAME HIGHS

| | | |
|------------------------------|------------------------------|----------------------------------------------------------------------------------------------------------------------------------|
| POINTS | 88 80 75 64 | at Oklahoma St. (11/09/2021) Abilene Christian (11/16/2021) Mary Hardin-Baylor (11/13/2021) at North Texas (11/18/2021) |
| FIELD GOALS MADE | 33 25 | at Oklahoma St. (11/09/2021) Mary Hardin-Baylor (11/13/2021) |
| FIELD GOAL ATTEMPTS | 72 71 | Mary Hardin-Baylor (11/13/2021) at Oklahoma St. (11/09/2021) |
| FIELD GOAL PERCENTAGE | .465 (33-71) .352 (19-54) | at Oklahoma St. (11/09/2021) at North Texas (11/18/2021) |
| 3 PT FG MADE | 15 9 9 | Mary Hardin-Baylor (11/13/2021) at North Texas (11/18/2021) at Oklahoma St. (11/09/2021) |
| 3 PT FG ATTEMPTS | 39 29 | Mary Hardin-Baylor (11/13/2021) at North Texas (11/18/2021) |
| 3 PT FG PERCENTAGE | .385 (15-39) .360 (9-25) | Mary Hardin-Baylor (11/13/2021) at Oklahoma St. (11/09/2021) |
| FREE THROWS MADE | 29 17 | Abilene Christian (11/16/2021) at North Texas (11/18/2021) |
| FREE THROW ATTEMPTS | 38 23 | Abilene Christian (11/16/2021) at North Texas (11/18/2021) |
| FREE THROW PERCENTAGE | .765 (13-17) .763 (29-38) | at Oklahoma St. (11/09/2021) Abilene Christian (11/16/2021) |
| REBOUNDS | 50 43 | at Oklahoma St. (11/09/2021) Abilene Christian (11/16/2021) |
| ASSISTS | 20 18 | at Oklahoma St. (11/09/2021) Mary Hardin-Baylor (11/13/2021) |
| STEALS | 15 15 | Abilene Christian (11/16/2021) at Oklahoma St. (11/09/2021) |
| BLOCKED SHOTS | 3 2 2 | at Oklahoma St. (11/09/2021) at North Texas (11/18/2021) Mary Hardin-Baylor (11/13/2021) |
| TURNOVERS | 15 13 | Abilene Christian (11/16/2021) Mary Hardin-Baylor (11/13/2021) |
| FOULS | 25 21 | Abilene Christian (11/16/2021) at North Texas (11/18/2021) |

OPPONENT TEAM GAME LOWS

| | | |
|------------------------------|--------------|---------------------------------|
| POINTS | 64 | at North Texas (11/18/2021) |
| | 75 | Mary Hardin-Baylor (11/13/2021) |
| | 80 | Abilene Christian (11/16/2021) |
| | 88 | at Oklahoma St. (11/09/2021) |
| FIELD GOALS MADE | 19 | at North Texas (11/18/2021) |
| | 22 | Abilene Christian (11/16/2021) |
| FIELD GOAL ATTEMPTS | 54 | at North Texas (11/18/2021) |
| | 67 | Abilene Christian (11/16/2021) |
| FIELD GOAL PERCENTAGE | .328 (22-67) | Abilene Christian (11/16/2021) |
| | .347 (25-72) | Mary Hardin-Baylor (11/13/2021) |
| 3 PT FG MADE | 7 | Abilene Christian (11/16/2021) |
| | 9 | at North Texas (11/18/2021) |
| | 9 | at Oklahoma St. (11/09/2021) |
| 3 PT FG ATTEMPTS | 20 | Abilene Christian (11/16/2021) |
| | 25 | at Oklahoma St. (11/09/2021) |
| 3 PT FG PERCENTAGE | .310 (9-29) | at North Texas (11/18/2021) |
| | .350 (7-20) | Abilene Christian (11/16/2021) |
| FREE THROWS MADE | 10 | Mary Hardin-Baylor (11/13/2021) |
| | 13 | at Oklahoma St. (11/09/2021) |
| FREE THROW ATTEMPTS | 15 | Mary Hardin-Baylor (11/13/2021) |
| | 17 | at Oklahoma St. (11/09/2021) |
| FREE THROW PERCENTAGE | .667 (10-15) | Mary Hardin-Baylor (11/13/2021) |
| | .739 (17-23) | at North Texas (11/18/2021) |
| REBOUNDS | 27 | Mary Hardin-Baylor (11/13/2021) |
| | 41 | at North Texas (11/18/2021) |
| ASSISTS | 11 | at North Texas (11/18/2021) |
| | 13 | Abilene Christian (11/16/2021) |
| STEALS | 8 | at North Texas (11/18/2021) |
| | 11 | Mary Hardin-Baylor (11/13/2021) |
| BLOCKED SHOTS | 0 | Abilene Christian (11/16/2021) |
| | 2 | at North Texas (11/18/2021) |
| | 2 | Mary Hardin-Baylor (11/13/2021) |
| TURNOVERS | 11 | at North Texas (11/18/2021) |
| | 12 | at Oklahoma St. (11/09/2021) |
| FOULS | 12 | Mary Hardin-Baylor (11/13/2021) |
| | 13 | at Oklahoma St. (11/09/2021) |

UTA PLAYER GAME HIGHS

| | | | |
|-------------------------------------------|-------|-------|---------------------------------------------------------------|
| POINTS | 21 | | David Azore vs Abilene Christian (11/16/2021) |
| | 17 | | Nicolas Elame vs Mary Hardin-Baylor (11/13/2021) |
| | 15 | | David Azore vs Mary Hardin-Baylor (11/13/2021) |
| | 15 | | Shemar Wilson vs Mary Hardin-Baylor (11/13/2021) |
| | 12 | | Javon Levi vs Mary Hardin-Baylor (11/13/2021) |
| | 12 | | Montez Young Jr. vs Mary Hardin-Baylor (11/13/2021) |
| FIELD GOALS MADE | 7 | | David Azore vs Abilene Christian (11/16/2021) |
| | 7 | | Nicolas Elame vs Mary Hardin-Baylor (11/13/2021) |
| FIELD GOAL ATTEMPTS | 14 | | David Azore vs Abilene Christian (11/16/2021) |
| | 10 | | David Azore vs Mary Hardin-Baylor (11/13/2021) |
| FIELD GOAL PERCENTAGE (min 5 made) | 1.000 | (6-6) | Shemar Wilson vs Mary Hardin-Baylor (11/13/2021) |
| | 1.000 | (5-5) | Kaodirichi Akobundu-Ehiogu vs Mary Hardin-Baylor (11/13/2021) |
| 3 PT FG MADE | 2 | | Pedro Castro vs Abilene Christian (11/16/2021) |
| | 2 | | Javon Levi vs Mary Hardin-Baylor (11/13/2021) |
| | 2 | | Brandyn Talbot vs Mary Hardin-Baylor (11/13/2021) |
| | 2 | | Nicolas Elame vs Mary Hardin-Baylor (11/13/2021) |
| 3 PT FG ATTEMPTS | 5 | | David Azore vs Abilene Christian (11/16/2021) |
| | 5 | | Brandyn Talbot vs Mary Hardin-Baylor (11/13/2021) |
| 3 PT FG PERCENTAGE (min 2 made) | 1.000 | (2-2) | Javon Levi vs Mary Hardin-Baylor (11/13/2021) |
| | 1.000 | (2-2) | Nicolas Elame vs Mary Hardin-Baylor (11/13/2021) |
| FREE THROWS MADE | 6 | | David Azore vs Abilene Christian (11/16/2021) |
| | 5 | | David Azore at North Texas (11/18/2021) |
| | 5 | | Jack Hoiberg vs Abilene Christian (11/16/2021) |
| | 5 | | David Azore vs Mary Hardin-Baylor (11/13/2021) |
| FREE THROW ATTEMPTS | 8 | | Montez Young Jr. at North Texas (11/18/2021) |
| | 8 | | David Azore vs Abilene Christian (11/16/2021) |
| FREE THROW PERCENTAGE (min 3 made) | 1.000 | (5-5) | David Azore at North Texas (11/18/2021) |
| | 1.000 | (5-5) | David Azore vs Mary Hardin-Baylor (11/13/2021) |
| REBOUNDS | 8 | | Montez Young Jr. at North Texas (11/18/2021) |
| | 8 | | David Azore vs Abilene Christian (11/16/2021) |
| | 8 | | Pedro Castro vs Mary Hardin-Baylor (11/13/2021) |
| ASSISTS | 10 | | Javon Levi vs Mary Hardin-Baylor (11/13/2021) |
| | 5 | | Javon Levi vs Abilene Christian (11/16/2021) |
| | 5 | | Jack Hoiberg vs Mary Hardin-Baylor (11/13/2021) |
| STEALS | 3 | | Nicolas Elame vs Abilene Christian (11/16/2021) |
| | 3 | | Javon Levi at Oklahoma St. (11/09/2021) |
| BLOCKED SHOTS | 4 | | Kaodirichi Akobundu-Ehiogu at North Texas (11/18/2021) |
| | 4 | | Kaodirichi Akobundu-Ehiogu vs Abilene Christian (11/16/2021) |
| TURNOVERS | 7 | | David Azore vs Abilene Christian (11/16/2021) |
| | 5 | | Pedro Castro vs Abilene Christian (11/16/2021) |
| FOULS | 4 | | Kaodirichi Akobundu-Ehiogu at North Texas (11/18/2021) |
| | 4 | | Nicolas Elame vs Abilene Christian (11/16/2021) |
| | 4 | | David Azore vs Abilene Christian (11/16/2021) |
| | 4 | | Pedro Castro vs Abilene Christian (11/16/2021) |

OPPONENT PLAYER GAME HIGHS

| | | | |
|-------------------------------------------|-------|-------|-----------------------------------------------------------|
| POINTS | 21 | | Coryon Mason vs Abilene Christian (11/16/2021) |
| | 20 | | Mahki Morris vs Abilene Christian (11/16/2021) |
| | 19 | | Thomas Bell at North Texas (11/18/2021) |
| | 17 | | Moussa Cisse at Oklahoma St. (11/09/2021) |
| | 16 | | Braedyn Dawes vs Mary Hardin-Baylor (11/13/2021) |
| | 16 | | Carson Hammond vs Mary Hardin-Baylor (11/13/2021) |
| FIELD GOALS MADE | 7 | | Moussa Cisse at Oklahoma St. (11/09/2021) |
| | 6 | | Mahki Morris vs Abilene Christian (11/16/2021) |
| | 6 | | Braedyn Dawes vs Mary Hardin-Baylor (11/13/2021) |
| | 6 | | Carson Hammond vs Mary Hardin-Baylor (11/13/2021) |
| | 6 | | Matthew-Alexander Moncrieffe at Oklahoma St. (11/09/2021) |
| | 6 | | Bryce Thompson at Oklahoma St. (11/09/2021) |
| FIELD GOAL ATTEMPTS | 12 | | Coryon Mason vs Abilene Christian (11/16/2021) |
| | 12 | | Carson Hammond vs Mary Hardin-Baylor (11/13/2021) |
| | 12 | | Bryce Thompson at Oklahoma St. (11/09/2021) |
| FIELD GOAL PERCENTAGE (min 5 made) | .778 | (7-9) | Moussa Cisse at Oklahoma St. (11/09/2021) |
| | .750 | (6-8) | Braedyn Dawes vs Mary Hardin-Baylor (11/13/2021) |
| 3 PT FG MADE | 4 | | Braedyn Dawes vs Mary Hardin-Baylor (11/13/2021) |
| | 4 | | Carson Hammond vs Mary Hardin-Baylor (11/13/2021) |
| 3 PT FG ATTEMPTS | 9 | | Carson Hammond vs Mary Hardin-Baylor (11/13/2021) |
| | 7 | | Nathan Stolz vs Mary Hardin-Baylor (11/13/2021) |
| 3 PT FG PERCENTAGE (min 2 made) | 1.000 | (2-2) | Immanuel Allen vs Abilene Christian (11/16/2021) |
| | .667 | (4-6) | Braedyn Dawes vs Mary Hardin-Baylor (11/13/2021) |
| | .667 | (2-3) | Coryon Mason vs Abilene Christian (11/16/2021) |
| | .667 | (2-3) | Keylan Boone at Oklahoma St. (11/09/2021) |
| FREE THROWS MADE | 9 | | Coryon Mason vs Abilene Christian (11/16/2021) |
| | 7 | | Mahki Morris vs Abilene Christian (11/16/2021) |
| FREE THROW ATTEMPTS | 9 | | Coryon Mason vs Abilene Christian (11/16/2021) |
| | 8 | | Mahki Morris vs Abilene Christian (11/16/2021) |
| FREE THROW PERCENTAGE (min 3 made) | 1.000 | (9-9) | Coryon Mason vs Abilene Christian (11/16/2021) |
| | 1.000 | (6-6) | Thomas Bell at North Texas (11/18/2021) |
| | 1.000 | (4-4) | Tylor Perry at North Texas (11/18/2021) |
| | 1.000 | (4-4) | Donovan Williams at Oklahoma St. (11/09/2021) |
| REBOUNDS | 10 | | Moussa Cisse at Oklahoma St. (11/09/2021) |
| | 9 | | Mahki Morris vs Abilene Christian (11/16/2021) |
| ASSISTS | 6 | | Isaac Likekele at Oklahoma St. (11/09/2021) |
| | 5 | | Ty Prince vs Mary Hardin-Baylor (11/13/2021) |
| | 5 | | Avery Anderson, III at Oklahoma St. (11/09/2021) |
| STEALS | 4 | | Tylor Perry at North Texas (11/18/2021) |
| | 4 | | Carson Hammond vs Mary Hardin-Baylor (11/13/2021) |
| | 4 | | Rondel Walker at Oklahoma St. (11/09/2021) |
| BLOCKED SHOTS | 2 | | Moussa Cisse at Oklahoma St. (11/09/2021) |
| | 1 | | Mardrez McBride at North Texas (11/18/2021) |
| | 1 | | Thomas Bell at North Texas (11/18/2021) |
| | 1 | | Carson Hammond vs Mary Hardin-Baylor (11/13/2021) |
| | 1 | | Nathan Stolz vs Mary Hardin-Baylor (11/13/2021) |
| | 1 | | Avery Anderson, III at Oklahoma St. (11/09/2021) |
| TURNOVERS | 5 | | Thomas Bell at North Texas (11/18/2021) |
| | 3 | | Damien Daniels vs Abilene Christian (11/16/2021) |
| | 3 | | Ty Prince vs Mary Hardin-Baylor (11/13/2021) |
| | 3 | | Nathan Stolz vs Mary Hardin-Baylor (11/13/2021) |
| | 3 | | Avery Anderson, III at Oklahoma St. (11/09/2021) |

SINGLE-GAME INDIVIDUAL PROGRAM RECORDS

POINTS

| Pts | Player | Opponent | Date |
|--------|------------------|------------------------------|---------------|
| 1. 44 | Dink Ford | Texas Wesleyan | Dec. 28, 1964 |
| 2. 43 | Steven Barber | at UTSA | Jan. 24, 2002 |
| 3. 41 | Larry Moore | Centenary | Jan. 18, 1973 |
| 4. 39 | Willie Brand | Prairie View A&M | Dec. 2, 1989 |
| 39 | Jerry Janek | Texas Wesleyan | Dec. 29, 1962 |
| 6. 38 | Erick Neal | Appalachian State | Feb. 1, 2018 |
| 38 | Marquez Haynes | UTSA | Jan. 16, 2010 |
| 38 | Steven Barber | Wichita State | Nov. 28, 2001 |
| 38 | Mike Nau | Lamar | Feb. 14, 1967 |
| 10. 37 | Erick Neal | Appalachian State | Mar. 9, 2018 |
| 37 | Reger Dowell | Western Kentucky | Mar. 1, 2014 |
| 37 | Leonard Wilson | ULM | Mar. 6, 1993 |
| 37 | Eric Gore | North Texas | Feb. 25, 1991 |
| 37 | Bruce Tibbetts | at McMurry | Jan. 30, 1965 |
| 15. 36 | Marquez Haynes | vs. Texas A&M-Corpus Christi | Mar. 12, 2009 |
| 36 | Keith Greene | McNeese State | Feb. 17, 2000 |
| 36 | Sam Norton | at ULM | Mar. 5, 1984 |
| 36 | Sam Norton | at Oral Roberts | Jan. 3, 1984 |
| 36 | Eddie Stallings | Trinity | Feb. 1, 1969 |
| 36 | Dink Ford | at Texas Wesleyan | Jan. 2, 1965 |
| 36 | Bruce Tibbetts | at Texas Wesleyan | Jan. 2, 1965 |
| 36 | John Reglin | at Texas Wesleyan | Jan. 25, 1964 |
| 23. 35 | Erick Neal | at ULM | Feb. 15, 2018 |
| 35 | Reger Dowell | Howard Payne | Nov. 13, 2014 |
| 35 | Bobby Kenyon | Northwestern State | Feb. 27, 1992 |
| 35 | Willie Brand | at Northwestern State | Feb. 16, 1991 |
| 35 | Freddie Anderson | at North Texas | Jan. 14, 1976 |
| 35 | Kenny Jenkins | at Denver | Jan. 10, 1976 |
| 35 | Eddie Stallings | West Texas A&M | Jan. 2, 1969 |
| 35 | Noel Roberts | Trinity | Jan. 5, 1963 |

FIELD GOALS MADE

| FG | Player | Opponent | Date |
|--------|------------------|----------------------|---------------|
| 1. 20 | Larry Moore | Centenary | Jan. 18, 1973 |
| 2. 16 | Cal Tate | Texas Wesleyan | Feb. 15, 1978 |
| 16 | Ronnie Marsh | at Abilene Christian | Jan. 22, 1973 |
| 16 | Mike Nau | Lamar | Feb. 14, 1967 |
| 16 | Noel Roberts | Trinity | Dec. 28, 1962 |
| 6. 15 | Robert Taylor | Texas Wesleyan | Dec. 17, 1996 |
| 15 | Bobby Kenyon | Huston-Tillotson | Nov. 29, 1990 |
| 15 | Sam Norton | ULM | Feb. 25, 1984 |
| 15 | Sam Norton | at Arkansas State | Jan. 28, 1984 |
| 15 | Eddie Stallings | Trinity | Feb. 1, 1969 |
| 15 | Bruce Tibbetts | at McMurry | Jan. 30, 1965 |
| 12. 14 | Sam Norton | at Oral Roberts | Jan. 3, 1984 |
| 14 | Cal Tate | Texas Wesleyan | Feb. 15, 1978 |
| 14 | Freeman Sparks | at McNeese State | Feb. 23, 1976 |
| 14 | Freddie Anderson | at Louisiana Tech | Feb. 2, 1976 |
| 14 | Freddie Anderson | at North Texas | Jan. 14, 1976 |
| 14 | Kenny Jenkins | at Denver | Jan. 10, 1976 |
| 14 | David Payne | Houston | Feb. 26, 1970 |
| 14 | Sherman Evans | Tennessee Tech | Dec. 15, 1968 |
| 14 | Dink Ford | vs. Texas Wesleyan | Dec. 12, 1964 |

FIELD GOAL ATTEMPTS

| FGA | Player | Opponent | Date |
|--------|------------------|----------------------|---------------|
| 1. 30 | Mike Nau | Texas Wesleyan | Dec. 4, 1965 |
| 30 | Noel Roberts | Trinity | Jan. 5, 1963 |
| 3. 29 | Miles Robertson | Pepperdine | Dec. 9, 1977 |
| 29 | Larry Moore | Centenary | Jan. 18, 1973 |
| 29 | Sherman Evans | at Lamar | Feb. 16, 1970 |
| 6. 28 | Eric Gore | University of Dallas | Dec. 8, 1990 |
| 28 | Freddie Anderson | at Louisiana Tech | Feb. 2, 1976 |
| 8. 27 | Marquez Haynes | North Texas | Nov. 18, 2009 |
| 27 | Steven Barber | at Wichita State | Nov. 28, 2001 |
| 27 | Robert Taylor | Texas Wesleyan | Dec. 17, 1996 |
| 27 | Willie Brand | Sam Houston State | Jan. 11, 1990 |
| 27 | Willie Brand | UTSA | Nov. 28, 1988 |
| 27 | Sam Norton | at Oral Roberts | Jan. 3, 1984 |
| 14. 26 | Cal Tate | Texas Wesleyan | Feb. 15, 1978 |
| 26 | Ronnie Marsh | at Centenary | Feb. 5, 1973 |
| 26 | Sherman Evans | Tennessee Tech | Dec. 15, 1969 |
| 26 | Mike Nau | Lamar | Feb. 14, 1967 |

FIELD GOAL PERCENTAGE (Min. 5 Made)

| Pct. (FG-A) | Player | Opponent | Date |
|--------------------|-------------------------|---------------------------|----------------------|
| 1. 1.000 (10-10) | Jermaine Griffin | at Lamar | Feb. 14, 2008 |
| 1.000 (10-10) | Ike Mitchell | at Lamar | Jan. 18, 1986 |
| 1.000 (10-10) | Albert Culton | vs. Valpariso | Jan. 10, 1981 |
| 1.000 (9-9) | Erick Neal | at Rice | Nov. 29, 2015 |
| 1.000 (9-9) | Roger Shute | at TAMU-Kingsville | Jan. 19, 1976 |
| 1.000 (7-7) | Jorge Bilbao | at Louisiana | Feb. 7, 2015 |
| 1.000 (7-7) | Jermaine Griffin | UT Tyler | Nov. 11, 2006 |
| 1.000 (7-7) | Steven Thomas | at New Mexico State | Nov. 26, 2004 |
| 1.000 (6-6) | SHEMAR WILSON | MARY HARDIN-BAYLOR | NOV. 13, 2021 |
| 1.000 (6-6) | Andres Ibarguen | vs. Georgia Southern | Mar. 16, 2019 |
| 1.000 (6-6) | Johnny Hamilton | Rice | Nov. 29, 2017 |
| 1.000 (6-6) | Jordan Reves | Houston Baptist | Jan. 5, 2011 |
| 1.000 (6-6) | Keith Howell | UT Permian Basin | Dec. 5, 2003 |
| 1.000 (6-6) | Donald Harris | at Baylor | Nov. 21, 2001 |
| 1.000 (5-5) | KAO. AKO. EHIUGU | MARY HARDIN-BAYLOR | NOV. 13, 2021 |
| 1.000 (5-5) | Lazaro Rojas | Howard Payne | Dec. 22, 2020 |
| 1.000 (5-5) | Jabari Narcis | at #8 Gonzaga | Nov. 19, 2019 |
| 1.000 (5-5) | Link Kabadyundi | at Alabama | Nov. 21, 2017 |
| 1.000 (5-5) | Kennedy Eubanks | at Georgia Southern | Feb. 4, 2016 |
| 1.000 (5-5) | Anthony Walker | at South Alabama | Mar. 8, 2014 |
| 1.000 (5-5) | Anthony Walker | at Oklahoma | Dec. 17, 2013 |
| 1.000 (5-5) | Vincent Dillard | Samford | Nov. 12, 2013 |
| 1.000 (5-5) | Brandon Edwards | Central Arkansas | Feb. 7, 2011 |
| 1.000 (5-5) | Anthony Vereen | vs. Schreiner | Nov. 26, 2007 |
| 1.000 (5-5) | Jermaine Griffin | vs. UC Riverside | Nov. 12, 2007 |
| 1.000 (5-5) | Jermaine Griffin | San Diego | Dec. 4, 2004 |
| 1.000 (5-5) | Bill Washington | at Arkansas State | Dec. 6, 1997 |
| 1.000 (5-5) | Jesse Kemp | Lamar | Jan. 22, 1976 |

3-POINTERS MADE

| No. | Player | Opponent | Date |
|------|-------------------|------------------------|---------------|
| 1. 9 | Erick Neal | at ULM | Feb. 15, 2018 |
| 9 | Willie Brand | Northwestern State | Feb. 14, 1991 |
| 3. 8 | Eric Gore | at Charleston Southern | Dec. 28, 1991 |
| 4. 7 | Erick Neal | Georgia State | Feb. 24, 2018 |
| 7 | Kevin Hervey | at Louisiana | Mar. 4, 2017 |
| 7 | Jamel Outler | vs Houston Baptist | Nov. 22, 2014 |
| 7 | Kevin Butler | at Idaho | Feb. 14, 2013 |
| 7 | LaMarcus Reed III | at A&M-Corpus Christi | Mar. 2, 2011 |
| 7 | Roge'r Guignard | at UTSA | Feb. 20, 2008 |
| 7 | Roge'r Guignard | vs. Hardin-Simmons | Dec. 29, 2007 |
| 7 | Brady Dawkins | at Nicholls | Feb. 23, 2006 |
| 7 | Jabari Johnson | at ULM | Mar. 1, 2001 |
| 7 | Jabari Johnson | McNeese State | Jan. 27, 2000 |
| 7 | Ronald Smith | McNeese State | Feb. 13, 1993 |
| 7 | Ronald Smith | Stephen F. Austin | Jan. 23, 1993 |
| 7 | Darrell Harmon | UTSA | Jan. 2, 1992 |
| 7 | Glover Cody | McNeese State | Feb. 21, 1991 |
| 7 | Rodrick Ford | UT Pan American | Dec. 19, 1988 |
| 7 | Rodrick Ford | at UT Pan American | Dec. 19, 1987 |

3-POINT ATTEMPTS

| No. | Player | Opponent | Date |
|--------|-----------------|------------------------|---------------|
| 1. 17 | Roge'r Guignard | at UTSA | Feb. 20, 2008 |
| 2. 16 | Roge'r Guignard | at Texas Southern | Dec. 20, 2006 |
| 16 | Robert Mays | Nicholls | Dec. 3, 1990 |
| 4. 15 | Erick Neal | at South Alabama | Jan. 16, 2016 |
| 15 | Reger Dowell | at Georgia State | Feb. 1, 2014 |
| 15 | Jabari Johnson | McNeese State | Jan. 27, 2000 |
| 15 | Leonard Wilson | at Northwestern State | Feb. 1, 1992 |
| 15 | Bobby Kenyon | McNeese State | Feb. 21, 1991 |
| 15 | Ronnie Pruitt | McNeese State | Feb. 21, 1991 |
| 10. 14 | Erick Neal | at Georgia State | Jan. 25, 2018 |
| 14 | Reger Dowell | Troy | Jan. 23, 2014 |
| 14 | Ronald Smith | Stephen F. Austin | Jan. 23, 1993 |
| 14 | Eric Gore | at Stephen F. Austin | Jan. 11, 1992 |
| 14 | Eric Gore | at Charleston Southern | Dec. 28, 1991 |
| 14 | Robert Mays | at New Mexico | Nov. 23, 1990 |
| 16. 13 | Edric Dennis | at Coastal Carolina | Jan. 12, 2019 |
| 13 | Kevin Hervey | Georgia State | Feb. 24, 2018 |
| 13 | Brandon Long | at Houston Baptist | Nov. 29, 2008 |
| 13 | Brandon Long | at Texas Southern | Dec. 20, 2006 |
| 13 | Steven Barber | McNeese State | Jan. 27, 2000 |
| 13 | Anthony Durham | McNeese State | Jan. 30, 1997 |
| 13 | Willie Brand | Sam Houston State | Jan. 11, 1990 |
| 13 | Willie Brand | UTSA | Nov. 28, 1988 |

3-POINT PERCENTAGE (Min. 5 Made)

| Pct. (FG-A) | Player | Opponent | Date |
|----------------|---------------|---------------|---------------|
| 1. 1.000 (7-7) | Kevin Butler | at Idaho | Feb. 14, 2013 |
| 1.000 (5-5) | Jabari Narcis | at #8 Gonzaga | Nov. 19, 2019 |
| 1.000 (5-5) | Scott Cross | UTSA | Feb. 14, 1998 |

SINGLE-GAME INDIVIDUAL PROGRAM RECORDS

FREE THROWS MADE

| No. | Player | Opponent | Date |
|-----|--------------------|--------------------|---------------|
| 1. | 20 Paul Renfro | Louisiana | Feb. 19, 1979 |
| 2. | 19 Eddie Stallings | West Texas A&M | Jan. 2, 1969 |
| 3. | 18 Dink Ford | TAMU-Commerce | Dec. 12, 1964 |
| 4. | 17 Jerry Janek | Texas Wesleyan | Dec. 29, 1962 |
| 5. | 16 Steven Thomas | San Diego | Dec. 4, 2004 |
| 16 | Steven Thomas | at UTSA | Jan. 10, 2004 |
| 16 | Dink Ford | vs. Texas Wesleyan | Dec. 29, 1964 |
| 16 | Jerry Janek | vs. Texas Wesleyan | Dec. 29, 1962 |
| 9. | 15 Edric Dennis | vs. Little Rock | Jan. 19, 2019 |
| 15 | Reger Dowell | Western Kentucky | Mar. 1, 2014 |
| 15 | Paul Renfro | McNeese State | Feb. 3, 1979 |
| 15 | Harvey Harris | Lamar | Dec. 18, 1962 |
| 13. | 14 Scott Cross | Air Force | Dec. 22, 1997 |
| 14 | Eddie Stallings | at Texas Tech | Jan. 20, 1968 |
| 14 | Dink Ford | Angelo State | Feb. 8, 1966 |
| 14 | Jay Hawley | vs. Texas Wesleyan | Dec. 29, 1960 |
| 14 | LaMarcus Reed | at UTSA | Mar. 3, 2012 |

FREE THROW ATTEMPTS

| No. | Player | Opponent | Date |
|-----|--------------------|----------------------|---------------|
| 1. | 22 Eddie Stallings | West Texas A&M | Jan. 18, 1969 |
| 22 | Steven Thomas | ULM | Jan. 22, 2005 |
| 3. | 21 Jerry Janek | Texas Wesleyan | Dec. 29, 1962 |
| 4. | 20 Glover Cody | at Georgia State | Dec. 15, 1990 |
| 20 | Paul Renfro | Louisiana | Feb. 19, 1979 |
| 6. | 19 Bruce Tibbetts | Austin College | Dec. 10, 1964 |
| 7. | 18 Reger Dowell | Western Kentucky | Mar. 1, 2014 |
| 18 | Steven Thomas | Northwestern State | Jan. 12, 2005 |
| 18 | Steven Barber | at Sam Houston State | March 6, 2001 |
| 18 | Dink Ford | vs. Texas Wesleyan | Dec. 29, 1964 |

FREE THROW PERCENTAGE (Min. 10 Att.)

| Pct. (FG-A) | Player | Opponent | Date |
|------------------|------------------|-----------------------|---------------|
| 1. 1.000 (20-20) | Paul Renfro | at Louisiana | Feb. 19, 1979 |
| 1.000 (13-13) | Eddie Stallings | at Houston | Feb. 22, 1968 |
| 1.000 (12-12) | Jordan Reves | at McNeese State | Feb. 22, 2012 |
| 1.000 (12-12) | Derrick Obasohan | at Nicholls | Feb. 28, 2004 |
| 1.000 (12-12) | Brian Myers | at Northwestern State | Feb. 22, 1996 |
| 1.000 (12-12) | Paul Renfro | McNeese State | Jan. 28, 1980 |
| 1.000 (11-11) | Brandon Edwards | at South Alabama | Mar. 8, 2014 |
| 1.000 (11-11) | Rodrick Epps | at Texas State | Feb. 3, 2007 |
| 1.000 (11-11) | Keith Howell | at Northwestern State | Jan. 30, 2003 |
| 1.000 (11-11) | Melvin Polk | at TCU | Dec. 1, 1979 |
| 1.000 (11-11) | Paul Renfro | at Wichita State | Dec. 8, 1978 |
| 1.000 (11-11) | Mike Nau | vs. Austin College | Dec. 29, 1965 |
| 1.000 (10-10) | Rodrick Epps | at AMCC | Feb. 19, 2007 |
| 1.000 (10-10) | Reggie Brown | North Texas | Feb. 3, 1996 |
| 1.000 (10-10) | Keith Cornett | at Northwestern State | Feb. 4, 1995 |
| 1.000 (10-10) | Ricky Leggett | at Baylor | Dec. 16, 1980 |
| 1.000 (10-10) | Melvin Polk | at Baylor | Dec. 16, 1980 |

REBOUNDS

| No. | Player | Opponent | Date |
|-----|---------------------|--------------------|---------------|
| 1. | 24 Albert Culton | vs. Northeastern | Jan. 9, 1981 |
| 2. | 23 Bruce Tibbetts | Austin College | Dec. 10, 1964 |
| 23 | Jerry Janek | vs. Texas Wesleyan | Dec. 29, 1962 |
| 4. | 22 Jermaine Griffin | UT Permian Basin | Dec. 1, 2005 |
| 5. | 21 Mike Nau | Texas Wesleyan | Dec. 4, 1965 |
| 21 | Mike Nau | Austin College | Dec. 13, 1966 |
| 21 | Bruce Tibbetts | at McMurry | Jan. 30, 1965 |
| 8. | 20 Sam Norton | McNeese State | Feb. 11, 1984 |
| 20 | Mike Nau | Lamar | Feb. 14, 1967 |
| 20 | Sherman Evans | at Samford | Dec. 18, 1971 |
| 11. | 19 Brandon Edwards | at Troy | Mar. 6, 2014 |
| 19 | Johnny McDowell | Sam Houston State | Jan. 21, 1993 |
| 19 | Donny Beachum | UT Pan American | Jan. 21, 2004 |
| 19 | John Reglin | Lamar | Feb. 14, 1967 |
| 19 | John Reglin | Lamar | Jan. 8, 1966 |
| 19 | Sam Norton | ULM | Feb. 2, 1984 |
| 19 | Sherman Evans | Arkansas | Dec. 13, 1970 |

OFFENSIVE REBOUNDS (Since 1983-84)

| No. | Player | Opponent | Date |
|-----|--------------------|-----------------------|---------------|
| 1. | 12 Johnny McDowell | UTSA | Jan. 2, 1992 |
| 12 | Sam Norton | McNeese State | Feb. 11, 1984 |
| 3. | 11 Eric Gore | University of Dallas | Dec. 8, 1990 |
| 11 | Sam Norton | Louisiana Tech | Mar. 1, 1984 |
| 11 | Sam Norton | at Oral Roberts | Jan. 3, 1984 |
| 6. | 10 Eric Gore | at ULM | Feb. 16, 1991 |
| 10 | Michael Beasley | Morehead State | Jan. 3, 1989 |
| 8. | 9 Johnny Hamilton | vs. Georgia State | Mar. 1, 2018 |
| 9 | Bill Washington | at Northwestern State | Feb. 18, 1999 |
| 9 | Bill Washington | at UTSA | Jan. 10, 1998 |
| 9 | Robert Taylor | Texas Wesleyan | Dec. 17, 1996 |
| 9 | Johnny McDowell | Sul Ross State | Dec. 4, 1992 |
| 9 | Johnny McDowell | at Northwestern State | Feb. 1, 1992 |
| 9 | Leonard Wilson | Nicholls | Dec. 3, 1990 |
| 9 | Bill Nygard | Huston-Tillotson | Nov. 29, 1990 |

DEFENSIVE REBOUNDS (Since 1983-84)

| No. | Player | Opponent | Date |
|-----|---------------------|----------------------|---------------|
| 1. | 14 Jermaine Griffin | UT Permian Basin | Dec. 1, 2005 |
| 14 | Robert Taylor | ULM | Feb. 27, 1997 |
| 14 | Sam Norton | North Texas | Feb. 9, 1984 |
| 14 | Sam Norton | ULM | Feb. 2, 1984 |
| 5. | 13 David Azore | at Texas State | Feb. 2, 2019 |
| 13 | Kevin Hervey | at UTRGV | Dec. 16, 2018 |
| 13 | Kevin Hervey | South Alabama | Feb. 25, 2017 |
| 13 | Mack Callier | at Sam Houston State | Feb. 17, 2003 |
| 13 | David Allen | North Texas | Jan. 14, 1989 |
| 10. | 12 David Azore | at Georgia Southern | Dec. 21, 2019 |
| 12 | Kevin Hervey | Appalachian State | Feb. 1, 2018 |
| 12 | Kevin Hervey | at Loyola Marymount | Dec. 22, 2016 |
| 12 | Larry Posey | UTSA | Feb. 15, 2007 |
| 12 | Steven Thomas | at Stephen F. Austin | Jan. 26, 2006 |
| 12 | Anthony Durham | Northwestern State | Mar. 1, 1997 |
| 12 | Bill Washington | Jarvis Christian | Dec. 2, 1996 |
| 12 | Johnny McDowell | Sam Houston State | Jan. 21, 1993 |
| 12 | Johnny McDowell | at Nicholls | Jan. 16, 1993 |
| 12 | Johnny McDowell | vs. Gonzaga | Dec. 11, 1992 |
| 20. | 11 David Azore | at Louisiana Tech | Nov. 27, 2020 |
| 11 | David Azore | at Appalachian State | Jan. 10, 2019 |
| 11 | Johnny Hamilton | at Northern Iowa | Dec. 7, 2017 |
| 11 | Kevin Hervey | at Grand Canyon | Nov. 20, 2014 |
| 11 | Brandon Edwards | vs. ULM | Mar. 13, 2014 |
| 11 | Brandon Edwards | at Troy | Mar. 6, 2014 |
| 11 | Brandon Edwards | Samford | Nov. 12, 2013 |
| 11 | LaMarcus Reed III | vs. Southeastern La | Feb. 19, 2011 |
| 11 | Steven Thomas | SE Louisiana | Jan. 19, 2006 |
| 11 | Steven Thomas | at South Florida | Dec. 29, 2004 |
| 11 | Mack Callier | at Sam Houston State | Mar. 6, 2001 |
| 11 | Mack Callier | Texas State | Feb. 12, 2001 |
| 11 | Brian Myers | TAMU-Commerce | Dec. 11, 1993 |

ASSISTS

| No. | Player | Opponent | Date |
|-----|---------------------|-----------------------|---------------|
| 1. | 17 Jermaine Johnson | at Sam Houston State | Dec. 28, 1998 |
| 2. | 16 Sean Miller | at Northwestern State | Feb. 19, 1994 |
| 3. | 15 Erick Neal | at Niagara | Nov. 25, 2017 |
| 15 | Glover Cody | North Texas | Feb. 15, 1992 |
| 15 | Glover Cody | at Northwestern State | Feb. 14, 1991 |
| 15 | Glover Cody | at Sam Houston State | Jan. 25, 1991 |
| 6. | 13 Erick Neal | UT Dallas | Nov. 27, 2017 |
| 13 | Erick Neal | at BYU | Mar. 15, 2017 |
| 13 | Erick Neal | Louisiana | Jan. 23, 2017 |
| 13 | Erick Neal | UT Dallas | Dec. 5, 2016 |
| 13 | Glover Cody | at Iowa State | Dec. 10, 1991 |
| 13 | Glover Cody | vs. Army | Nov. 24, 1990 |
| 13 | Ronnell Peters | at ULM | Feb. 25, 1984 |
| 13 | Ricky Leggett | at Denver | Dec. 12, 1978 |
| 13 | Jesse Kemp | McNeese State | Feb. 28, 1977 |
| 13 | David Payne | at UT Pan American | Jan. 18, 1971 |
| 13 | David Payne | at Texas Wesleyan | Dec. 16, 1969 |

SINGLE-GAME INDIVIDUAL PROGRAM RECORDS

BLOCKED SHOTS

| No. | Player | Opponent | Date |
|-----|------------------------------|-----------------------|---------------|
| 1. | 9 Paul Renfro | Texas Wesleyan | Jan. 18, 1980 |
| 2. | 8 Miles Robertson | Louisiana Tech | Mar. 1, 1979 |
| 3. | 7 Kaodirichi Akobundu-Ehiogu | Louisiana | Jan. 15, 2021 |
| | 7 Johnny Hamilton | at Georgia State | Jan. 25, 2018 |
| 5. | 6 Kaodirichi Akobundu-Ehiogu | at Arkansas State | Jan. 29, 2021 |
| | 6 Johnny Hamilton | Georgia Southern | Feb. 22, 2018 |
| | 6 Brandon Williams | vs Howard Payne | Dec. 20, 2014 |
| | 6 Jordan Reves | at San Jose State | Jan. 28, 2013 |
| | 6 Jordan Reves | vs. Louisiana Tech | Jan. 5, 2013 |
| | 6 Jermaine Griffin | at Western Illinois | Dec. 4, 2006 |
| | 6 Miles Robertson | St. Edward's | Nov. 26, 1977 |
| | 6 Trey Parker | Sam Houston State | Jan. 30, 2008 |
| 13. | 5 Patrick Mwamba | Louisiana | Feb. 26, 2021 |
| | 5 Kaodirichi Akobundu-Ehiogu | Texas State | Feb. 11, 2021 |
| | 5 Kaodirichi Akobundu-Ehiogu | Louisiana | Jan. 16, 2021 |
| | 5 Kaodirichi Akobundu-Ehiogu | Dallas Christian | Dec. 17, 2020 |
| | 5 Brandon Edwards | ULM | Jan. 9, 2014 |
| | 5 Jermaine Griffin | at Texas State | Feb. 3, 2007 |
| | 5 Jermaine Griffin | UT Tyler | Nov. 11, 2006 |
| | 5 Roy Johnson | at Northwestern State | Feb. 26, 2004 |
| | 5 Jermaine Johnson | at UTSA | Jan. 7, 1999 |
| | 5 Johnny McDowell | McNeese State | Jan. 25, 1992 |
| | 5 Ralph McPherson | Arkansas State | Feb. 16, 1981 |
| | 5 Albert Culton | McNeese State | Feb. 7, 1981 |

STEALS

| No. | Player | Opponent | Date |
|-----|-------------------|----------------------|---------------|
| 1. | 8 Bill Washington | McNeese State | Jan. 27, 2000 |
| | 8 Leonard Wilson | Nicholls | Dec. 3, 1990 |
| 3. | 7 Shahada Wells | Little Rock | Jan. 22, 2021 |
| | 7 Bill Washington | Stephen F. Austin | Feb. 11, 1999 |
| | 7 Bill Washington | McMurry | Nov. 24, 1998 |
| | 7 Glover Cody | at North Texas | Feb. 28, 1991 |
| | 7 Rodrick Ford | US International | Feb. 5, 1987 |
| | 7 Rodrick Ford | at Stephen F. Austin | Jan. 16, 1987 |
| | 7 Ronnell Peters | Arkansas State | Feb. 1, 1986 |

TURNOVERS

| No. | Player | Opponent | Date |
|-----|----------------------|---------------------|---------------|
| 1. | 12 Ricky Leggett | at Lamar | Mar. 4, 1978 |
| 2. | 11 Erick Neal | at Georgia Southern | Jan. 27, 2018 |
| | 11 Johnny Hill | at Georgia State | Jan. 15, 2015 |
| | 11 Ronnie Marsh | at Hardin-Simmons | Feb. 2, 1974 |
| 5. | 10 Lonnie McClanahan | at Texas State | Jan. 18, 2014 |
| | 10 Josh Daniel | ULM | Mar. 7, 2003 |
| | 10 Miles Robertson | at Lamar | Feb. 10, 1979 |
| | 10 Ricky Leggett | at Baylor | Dec. 16, 1980 |
| | 10 Greg Stuckey | at Lamar | Feb. 24, 1977 |

MINUTES PLAYED (Since 1973-74)

| No. | Player | Opponent | Date |
|-----|---------------------|----------------------|---------------|
| 1. | 50 Jermaine Johnson | at Sam Houston State | Dec. 28, 1998 |
| 2. | 49 Keith Howell | ULM | Mar. 7, 2003 |
| | 49 Donald Harris | at Sam Houston State | Dec. 28, 1998 |
| 4. | 47 Rickey Leggett | McNeese State | Jan. 28, 1980 |
| | 47 Jeffrey Stewart | McNeese State | Jan. 28, 1980 |
| | 47 Miles Robertson | at Pepperdine | Dec. 9, 1977 |
| | 47 Cal Tate | at Pepperdine | Dec. 9, 1977 |
| 8. | 46 Rodrick Epps | at TCU | Nov. 18, 2006 |
| | 46 Larry Posey | at TCU | Nov. 18, 2006 |
| | 46 Donald Harris | at Stephen F. Austin | Feb. 6, 1999 |
| | 46 Bill Washington | at Stephen F. Austin | Feb. 6, 1999 |
| 12. | 45 Jarrett Howell | at Sam Houston State | Mar. 7, 2006 |
| | 45 Josh Daniel | ULM | Mar. 7, 2003 |
| | 45 Keith Greene | at Stephen F. Austin | Feb. 6, 1999 |
| | 45 Reggie Brown | Sam Houston State | Feb. 13, 1997 |
| | 45 Doug Gann | vs. UNC Wilmington | Dec. 30, 1989 |
| | 45 Danny Johnson | Texas Southern | Jan. 13, 1983 |
| | 45 Ronny Newton | Louisiana Tech | Feb. 21, 1977 |
| | 45 Greg Stuckey | Louisiana Tech | Feb. 21, 1977 |
| | 45 Jesse Kemp | Louisiana Tech | Feb. 21, 1977 |
| | 45 Darnell Johnson | Louisiana Tech | Feb. 21, 1977 |
| | 45 Jesse Kemp | North Texas | Jan. 12, 1977 |

SINGLE-GAME TEAM PROGRAM RECORDS

POINTS

| Total (Score) | Opponent | Date |
|-----------------------|-----------------------|---------------|
| 1. 154 (154-85) | Huston-Tillotson | Nov. 29, 1990 |
| 2. 149 (149-86) | University of Dallas | Dec. 8, 1990 |
| 3. 138 (138-135, 3OT) | Lamar | Feb. 14, 1967 |
| 4. 130 (130-64) | Huston-Tillotson | Nov. 28, 1991 |
| 5. 126 (126-73) | Texas Wesleyan | Dec. 7, 1981 |
| 6. 124 (124-123, 3OT) | at Sam Houston State | Dec. 28, 1998 |
| 7. 121 (121-61) | Schreiner | Dec. 3, 1992 |
| 8. 118 (118-84) | at Texas State | Feb. 9, 1991 |
| 9. 117 (117-53) | Howard Payne | Dec. 22, 2020 |
| 10. 117 (117-115) | Nicholls | Dec. 3, 1990 |
| 11. 116 (116-87) | St. Edward's | Nov. 26, 1977 |
| 12. 115 (115-109) | North Texas | Feb. 25, 1991 |
| 115 (115-100) | Texas Wesleyan | Jan. 2, 1965 |
| 14. 114 (114-78) | Texas Wesleyan | Dec. 17, 1968 |
| 15. 113 (113-81) | vs. San Francisco | Nov. 29, 1990 |
| 113 (113-104) | at Georgia State | Dec. 15, 1990 |
| 113 (113-85) | SE Louisiana | Dec. 1, 1990 |
| 113 (113-109, OT) | at Texas Wesleyan | Jan. 30, 1968 |
| 19. 111 (111-64) | Howard Payne | Nov. 13, 2013 |
| 111 (111-77) | McNeese State | Feb. 7, 1981 |
| 111 (111-92) | Abilene Christian | Jan. 31, 1970 |
| 111 (111-120) | Lamar | Feb. 6, 1968 |
| 23. 110 (110-103) | at Texas State | Feb. 3, 2007 |
| 110 (110-85) | Georgia State | Dec. 7, 1991 |
| 110 (110-92) | Texas Wesleyan | Jan. 8, 1987 |
| 110 (110-116) | at Sam Houston State | Dec. 11, 1967 |
| 110 (110-93) | Texas Wesleyan | Dec. 3, 1964 |
| 28. 109 (109-48) | Dallas Christian | Dec. 17, 2020 |
| 109 (109-96) | Hardin-Simmons | Dec. 11, 1978 |
| 30. 108 (108-71) | Louisiana | Jan. 23, 2017 |
| 108 (108-84) | at Nicholls | Jan. 2, 1991 |
| 108 (108-103) | UT Pan American | Feb. 26, 1968 |
| 108 (108-116) | Angelo State | Dec. 21, 1967 |
| 108 (108-95) | Trinity | Jan. 10, 1966 |
| 35. 107 (107-65) | Texas A&M-Kingsville | Nov. 29, 1982 |
| 36. 106 (106-76) | Tarleton State | Nov. 29, 1986 |
| 106 (106-116) | at Drake | Dec. 22, 1979 |
| 106 (106-72) | Abilene Christian | Feb. 19, 1973 |
| 39. 105 (105-89) | at BYU | Mar. 15, 2017 |
| 105 (105-63) | Austin College | Jan. 30, 2007 |
| 105 (105-91) | Sul Ross State | Dec. 4, 1992 |
| 42. 104 (104-75) | MARY HARDIN-BAYLOR | NOV. 13, 2021 |
| 104 (104-106) | Louisiana | Feb. 27, 1978 |
| 104 (104-100) | vs. Texas Wesleyan | Dec. 28, 1964 |
| 45. 103 (103-45) | Hardin-Simmons | Dec. 29, 2001 |
| 103 (103-88) | McNeese State | Feb. 20, 1992 |
| 103 (103-86) | Texas Wesleyan | Jan. 19, 1981 |
| 103 (103-115) | at Louisiana | Feb. 19, 1979 |
| 103 (103-70) | at Tarleton State | Feb. 1, 1966 |
| 103 (103-92) | Lamar | Feb. 27, 1965 |
| 51. 102 (102-72) | Texas Southern | Nov. 14, 2007 |
| 102 (102-108) | Denver | Dec. 12, 1977 |
| 102 (102-104, 2OT) | Texas Southern | Jan. 13, 1983 |
| 102 (102-90) | Texas Wesleyan | Dec. 4, 1965 |
| 102 (102-88) | at Texas Wesleyan | Jan. 25, 1964 |
| 56. 101 (101-85) | vs. Texas Wesleyan | Dec. 22, 2009 |
| 101 (101-123) | at Northwestern State | Feb. 19, 1994 |
| 101 (101-45) | Austin College | Dec. 3, 1991 |
| 101 (101-95) | Texas State | Jan. 12, 1991 |
| 101 (101-105, OT) | North Texas | Jan. 12, 1977 |
| 101 (101-110) | at North Texas | Jan. 14, 1976 |
| 101 (101-82) | UT Pan American | Jan. 21, 1971 |
| 101 (101-110) | Texas Wesleyan | Dec. 13, 1967 |
| 64. 100 (100-97, 2OT) | at UTSA | Jan. 17, 2009 |
| 100 (100-85) | McNeese State | Feb. 18, 1995 |
| 100 (100-97, 2OT) | TAMU-Commerce | Dec. 11, 1993 |
| 100 (100-78) | at Sam Houston State | Feb. 20, 1993 |
| 100 (100-90) | North Texas | Feb. 15, 1992 |
| 100 (100-79) | US International | Feb. 5, 1987 |
| 100 (100-87) | McNeese State | Mar. 3, 1981 |
| 100 (100-74) | Hardin-Simmons | Jan. 12, 1981 |
| 100 (100-85) | McNeese State | Feb. 3, 1979 |
| 100 (100-89) | at Angelo State | Jan. 1, 1970 |
| 100 (100-92) | West Texas A&M | Mar. 1, 1968 |

In A Loss

| | | |
|---------------|-------|--------------|
| 111 (111-120) | Lamar | Feb. 6, 1968 |
|---------------|-------|--------------|

POINTS IN AN OVERTIME GAME

| Total (Score) | Opponent | Date |
|-----------------------|----------------------|---------------|
| 1. 138 (138-135, 3OT) | Lamar | Feb. 14, 1967 |
| 2. 124 (124-123, 3OT) | at Sam Houston State | Dec. 28, 1998 |
| 3. 118 (118-117, 4OT) | Hardin-Simmons | Dec. 11, 1971 |
| 4. 113 (113-109, OT) | at Texas Wesleyan | Jan. 30, 1968 |
| 5. 102 (102-104, 2OT) | Texas Southern | Jan. 13, 1983 |
| 6. 101 (101-105, OT) | North Texas | Jan. 12, 1977 |
| 7. 100 (100-97, 2OT) | at UTSA | Jan. 17, 2009 |
| 100 (100-97, 2OT) | Texas A&M Commerce | Dec. 11, 1993 |

POINTS AT HOME

| Total (Score) | Opponent | Date |
|-----------------------|----------------------|---------------|
| 1. 154 (154-85) | Huston-Tillotson | Nov. 29, 1990 |
| 2. 149 (149-86) | University of Dallas | Dec. 8, 1990 |
| 3. 138 (138-135, 3OT) | Lamar | Feb. 14, 1967 |
| 4. 130 (130-64) | Huston-Tillotson | Nov. 28, 1991 |
| 5. 126 (126-73) | Texas Wesleyan | Dec. 7, 1981 |
| 6. 121 (121-61) | Schreiner | Dec. 3, 1992 |
| 7. 118 (118-117, 4OT) | Hardin-Simmons | Dec. 11, 1971 |
| 8. 117 (117-53) | Howard Payne | Dec. 22, 2020 |
| 117 (117-115) | Nicholls | Dec. 3, 1990 |
| 10. 116 (116-87) | St. Edward's | Nov. 26, 1977 |
| 11. 115 (115-100) | Texas Wesleyan | Jan. 2, 1965 |

In Conference Play

| | | |
|---------------|----------|--------------|
| 117 (117-115) | Nicholls | Dec. 3, 1990 |
|---------------|----------|--------------|

vs. Non-Conference Opponent

| | | |
|--------------|------------------|---------------|
| 154 (154-85) | Huston-Tillotson | Nov. 29, 1990 |
|--------------|------------------|---------------|

POINTS ON THE ROAD

| Total (Score) | Opponent | Date |
|-----------------------|----------------------|---------------|
| 1. 124 (124-123, 3OT) | at Sam Houston State | Dec. 28, 1998 |
| 2. 118 (118-84) | at Texas State | Feb. 9, 1991 |
| 3. 113 (113-104) | at Georgia State | Dec. 15, 1990 |
| 113 (113-109, OT) | at Texas Wesleyan | Jan. 30, 1968 |
| 5. 110 (110-103) | at Texas State | Feb. 3, 2007 |
| 110 (110-116) | at Sam Houston State | Dec. 11, 1967 |
| 7. 108 (108-84) | at Nicholls | Jan. 2, 1991 |
| 8. 106 (106-116) | at Drake | Dec. 22, 1979 |
| 9. 103 (103-72) | at SE Louisiana | Jan. 4, 1991 |
| 103 (103-115) | at Louisiana | Feb. 19, 1979 |
| 103 (103-70) | at Tarleton State | Feb. 1, 1966 |

POINTS AT A NEUTRAL SITE

| Total (Score) | Opponent | Date |
|------------------|--------------------|---------------|
| 1. 113 (113-81) | vs. San Francisco | Nov. 29, 1991 |
| 2. 104 (104-100) | vs. Texas Wesleyan | Dec. 28, 1964 |

LARGEST COMBINED SCORE

| Total (Score) | Opponent | Date |
|-----------------------|-----------------------|---------------|
| 1. 273 (138-135, 3OT) | Lamar | Feb. 14, 1967 |
| 2. 247 (124-123, 3OT) | at Sam Houston State | Dec. 28, 1998 |
| 3. 239 (154-85) | Huston-Tillotson | Nov. 29, 1990 |
| 4. 235 (149-86) | University of Dallas | Dec. 8, 1990 |
| 235 (118-117, 4OT) | Hardin-Simmons | Dec. 11, 1971 |
| 6. 232 (117-115) | Nicholls | Dec. 3, 1990 |
| 7. 231 (111-120) | Lamar | Feb. 6, 1968 |
| 8. 226 (110-116) | at Sam Houston State | Dec. 11, 1967 |
| 9. 224 (101-123) | at Northwestern State | Feb. 19, 1994 |
| 224 (115-109) | North Texas | Feb. 25, 1991 |
| 224 (108-116) | Angelo State | Dec. 21, 1967 |

POINTS IN A HALF

| Total (Half) | Opponent | Date |
|--------------|----------------------|---------------|
| 1. 90 (2nd) | Huston-Tillotson | Nov. 29, 1990 |
| 2. 78 (1st) | University of Dallas | Dec. 8, 1990 |
| 3. 72 (2nd) | at Texas State | Feb. 9, 1991 |
| 4. 71 (2nd) | University of Dallas | Dec. 8, 1990 |
| 5. 70 (2nd) | at SE Louisiana | Jan. 4, 1991 |
| 6. 69 (2nd) | Nicholls | Jan. 24, 1998 |
| 69 (2nd) | at Georgia State | Dec. 15, 1990 |
| 69 (1st) | Austin College | Dec. 13, 1966 |
| 9. 68 (2nd) | Louisiana | Jan. 23, 2017 |
| 68 (2nd) | at Nicholls | Jan. 2, 1991 |
| 11. 67 (1st) | Howard Payne | Dec. 22, 2020 |
| 67 (2nd) | Texas Wesleyan | Dec. 7, 1981 |

SINGLE-GAME TEAM PROGRAM RECORDS

FIELD GOALS MADE

| Total | Opponent | Date |
|--------|----------------------|---------------|
| 1. 60 | Huston-Tillotson | Nov. 29, 1990 |
| 2. 57 | Lamar | Feb. 14, 1967 |
| 3. 53 | University of Dallas | Dec. 8, 1990 |
| 53 | Texas Wesleyan | Dec. 7, 1981 |
| 5. 50 | Huston-Tillotson | Nov. 26, 1991 |
| 6. 47 | St. Edward's | Nov. 26, 1977 |
| 47 | at Texas Wesleyan | Jan. 30, 1968 |
| 8. 46 | Howard Payne | Dec. 22, 2020 |
| 9. 45 | Schreiner | Dec. 3, 1992 |
| 45 | Abilene Christian | Jan. 31, 1970 |
| 11. 44 | Nicholls | Dec. 3, 1990 |
| 44 | Tarleton State | Nov. 29, 1986 |
| 44 | North Texas | Jan. 12, 1977 |
| 44 | UT Pan American | Jan. 21, 1971 |
| 44 | Texas Wesleyan | Dec. 17, 1968 |

FIELD GOALS ATTEMPTED

| Total | Opponent | Date |
|--------|----------------------|---------------|
| 1. 122 | Huston-Tillotson | Nov. 29, 1990 |
| 2. 105 | at New Mexico | Nov. 23, 1990 |
| 3. 102 | University of Dallas | Dec. 8, 1990 |
| 102 | Nicholls | Dec. 3, 1990 |
| 5. 101 | Hardin-Simmons | Dec. 11, 1971 |
| 6. 100 | South Dakota State | Dec. 6, 1971 |
| 7. 98 | North Texas | Jan. 12, 1977 |
| 8. 97 | Lamar | Feb. 14, 1967 |
| 9. 95 | Texas Wesleyan | Dec. 4, 1965 |
| 10. 94 | at Denver | Jan. 8, 1975 |
| 94 | Texas Wesleyan | Dec. 3, 1964 |

FIELD GOAL PERCENTAGE (Min. 30 Made)

| Pct. (FG-A) | Opponent | Date |
|------------------------|---------------------------|----------------------|
| 1. .723 (34-47) | UT Tyler | Dec. 22, 2004 |
| 2. .680 (53-78) | Texas Wesleyan | Dec. 7, 1981 |
| 3. .667 (34-51) | Central Arkansas | Feb. 7, 2011 |
| .667 (32-48) | vs. Valparaiso | Jan. 10, 1981 |
| 5. .660 (40-62) | at Texas Wesleyan | Jan. 2, 1965 |
| 6. .653 (32-49) | at ULM | Feb. 1, 2003 |
| 7. .642 (43-67) | MARY HARDIN-BAYLOR | NOV. 13, 2021 |
| .642 (34-53) | vs. Georgia State | Dec. 22, 1984 |
| 9. .639 (39-61) | vs. Schreiner | Nov. 26, 2007 |
| 10. .635 (33-52) | at UTSA | Feb. 19, 1996 |
| 11. .630 (42-67) | Oklahoma State | Jan. 14, 1984 |
| .630 (36-57) | Oral Roberts | Jan. 23, 1982 |

3-POINTERS MADE

| Total | Opponent | Date |
|--------|-----------------------|---------------|
| 1. 17 | Bradley | Dec. 8, 2015 |
| 2. 16 | Howard Payne | Dec. 22, 2020 |
| 16 | Texas State | Jan. 12, 1991 |
| 4. 15 | UT Dallas | Nov. 5, 2019 |
| 15 | at South Alabama | Feb. 28, 2019 |
| 15 | at Arkansas State | Jan. 13, 2018 |
| 15 | Coastal Carolina | Dec. 31, 2016 |
| 15 | at Northwestern State | Jan. 6, 2000 |
| 15 | at TCU | Dec. 19, 1999 |
| 15 | UTSA | Jan. 2, 1992 |
| 15 | at Northwestern State | Feb. 14, 1991 |
| 15 | Huston-Tillotson | Nov. 29, 1990 |
| 13. 14 | at Texas State | Feb. 13, 2021 |
| 14 | Georgia Southern | Jan. 2, 2016 |
| 14 | UT Tyler | Nov. 16, 2010 |
| 14 | McNeese State | Jan. 27, 2000 |
| 14 | at Nicholls | Jan. 15, 2000 |
| 14 | vs. San Francisco | Nov. 29, 1991 |
| 14 | at SE Louisiana | Jan. 4, 1991 |

3-POINTERS ATTEMPTED

| Total | Opponent | Date |
|--------|-----------------------|---------------|
| 1. 42 | Howard Payne | Dec. 22, 2020 |
| 42 | at South Alabama | Jan. 16, 2016 |
| 3. 40 | at Northwestern State | Feb. 1, 1992 |
| 4. 39 | McNeese State | Jan. 27, 2000 |
| 39 | at ULM | Jan. 8, 2000 |
| 39 | Nicholls | Dec. 3, 1990 |
| 7. 38 | Dallas Christian | Dec. 17, 2020 |
| 38 | Little Rock | Jan. 23, 2016 |
| 38 | Coastal Carolina | Dec. 31, 2016 |
| 38 | at Texas Southern | Dec. 20, 2006 |
| 11. 37 | UT Dallas | Nov. 5, 2019 |
| 37 | at North Texas | Nov. 30, 2010 |
| 13. 36 | at Nevada | Nov. 12, 2019 |
| 36 | Rice | Nov. 29, 2017 |
| 36 | McNeese State | Feb. 21, 1991 |
| 36 | Huston-Tillotson | Nov. 29, 1990 |

3-POINT PERCENTAGE (Min. 10 Made)

| Pct. (FG-A) | Opponent | Date |
|-----------------|---------------------|---------------|
| 1. .706 (12-17) | McNeese State | Feb. 18, 1995 |
| 2. .700 (14-20) | at SE Louisiana | Jan. 4, 1991 |
| 3. .625 (10-16) | Appalachian State | Feb. 1, 2018 |
| 4. .619 (13-21) | Houston Baptist | Nov. 22, 2014 |
| 5. .577 (15-26) | at South Alabama | Feb. 28, 2019 |
| 6. .556 (15-27) | at Arkansas State | Jan. 13, 2018 |
| 7. .545 (12-22) | at Troy | Mar. 2, 2019 |
| .545 (12-22) | at Georgia Southern | Feb. 20, 2017 |

FREE THROWS MADE

| Total | Opponent | Date |
|-------|-------------------|---------------|
| 1. 42 | Schreiner | Dec. 3, 1992 |
| 2. 41 | Sam Houston State | Dec. 9, 1968 |
| 3. 38 | San Diego | Dec. 4, 2004 |
| 4. 36 | McNeese State | Feb. 3, 1979 |
| 36 | Missouri-Rolla | Dec. 18, 1968 |
| 6. 35 | Texas Lutheran | Nov. 12, 2010 |
| 35 | at Texas State | Feb. 3, 2007 |
| 35 | at Georgia State | Dec. 15, 1990 |
| 35 | West Texas A&M | Jan. 2, 1969 |
| 35 | at Texas Wesleyan | Jan. 2, 1965 |

FREE THROW ATTEMPTS

| Total | Opponent | Date |
|-------|-------------------|---------------|
| 1. 60 | Sam Houston State | Dec. 9, 1968 |
| 2. 54 | McNeese State | Feb. 23, 1981 |
| 3. 52 | North Texas | Feb. 25, 1991 |
| 4. 49 | Hardin-Simmons | Dec. 11, 1971 |
| 5. 48 | North Texas | Jan. 12, 1980 |
| 48 | Missouri-Rolla | Dec. 18, 1968 |
| 7. 47 | San Diego | Dec. 4, 2004 |
| 8. 46 | Texas Lutheran | Nov. 12, 2010 |
| 46 | at Texas State | Jan. 30, 2010 |
| 46 | at Arkansas | Nov. 22, 1999 |
| 46 | UTSA | Dec. 4, 1989 |
| 46 | West Texas A&M | Jan. 2, 1969 |

FREE THROW PERCENTAGE (Min. 20 Made)

| Pct. (FT-A) | Opponent | Date |
|-----------------|-----------------------|---------------|
| 1. .964 (27-28) | at Houston | Feb. 22, 1968 |
| 2. .952 (20-21) | at Northwestern State | Mar. 8, 2005 |
| 3. .917 (33-36) | at Louisiana | Feb. 19, 1979 |
| 4. .875 (21-24) | at South Alabama | Jan. 16, 2016 |
| 5. .872 (34-39) | Little Rock | Jan. 19, 2019 |
| 6. .862 (25-29) | Texas State | Mar. 1, 2016 |
| 7. .857 (24-28) | Louisiana | Jan. 15, 2021 |
| .857 (24-28) | UC Davis | Nov. 18, 2018 |
| 9. .852 (23-27) | Dallas Christian | Dec. 17, 2020 |

REBOUNDS

| Total | Opponent | Date |
|-------|--------------------|---------------|
| 1. 80 | Huston-Tillotson | Nov. 29, 1990 |
| 2. 72 | Hardin-Simmons | Dec. 11, 1971 |
| 3. 67 | at West Texas A&M | Feb. 2, 1970 |
| 67 | Lamar | Feb. 14, 1967 |
| 67 | at Trinity | Feb. 23, 1965 |
| 6. 66 | Nicholls | Dec. 3, 1990 |
| 7. 65 | Jarvis Christian | Dec. 2, 1996 |
| 8. 64 | Schreiner | Dec. 3, 1992 |
| 64 | US International | Feb. 5, 1987 |
| 64 | vs. Austin College | Dec. 30, 1964 |

REBOUND MARGIN

| Margin | Opponent | Date |
|-----------------|--------------------|---------------|
| 1. +36 (64-28) | Schreiner | Dec. 3, 1992 |
| +36 (80-44) | Huston-Tillotson | Nov. 29, 1990 |
| 3. +35 (59-24) | Sul Ross State | Dec. 21, 2015 |
| +35 (59-24) | Northwestern State | Feb. 27, 1992 |
| 5. +34 (65-31) | Jarvis Christian | Dec. 2, 1996 |
| 6. +32 (54-22) | at Nicholls | Dec. 22, 2001 |
| 7. +30 (61-31) | Howard Payne | Dec. 22, 2020 |
| +30 (53-23) | Hardin-Simmons | Dec. 11, 2020 |
| 9. +29 (55-26) | Dallas Christian | Dec. 17, 2020 |
| 10. +27 (51-24) | vs. Texas Southern | Nov. 14, 2007 |
| 12. +26 (48-22) | at ULM | Jan. 18, 2020 |
| +26 (44-18) | Nicholls | Feb. 15, 2003 |
| 13. +25 (52-27) | ULM | Jan. 19, 1991 |

SINGLE-GAME TEAM PROGRAM RECORDS

PERSONAL FOULS

| Total | Opponent | Date |
|-------|----------------------|---------------|
| 1. 42 | Hardin-Simmons | Dec. 11, 1971 |
| 2. 40 | at Arkansas State | Jan. 26, 1980 |
| 3. 39 | at North Texas | Feb. 10, 1983 |
| 4. 37 | McNeese State | Feb. 23, 1981 |
| 5. 36 | North Texas | Nov. 18, 2009 |
| 36 | at Sam Houston State | Dec. 28, 1998 |
| 7. 35 | at Arkansas | Nov. 23, 2018 |
| 35 | Arkansas State | Feb. 27, 2016 |
| 35 | at Sam Houston State | Feb. 22, 2007 |
| 35 | at Louisiana Tech | Jan. 27, 1979 |
| 35 | at Denver | Jan. 10, 1976 |
| 35 | at US International | Feb. 21, 1967 |

ASSISTS

| Total | Opponent | Date |
|-------|------------------------|---------------|
| 1. 34 | Georgia State | Dec. 7, 1991 |
| 2. 33 | Huston-Tillotson | Nov. 26, 1991 |
| 3. 32 | Lamar | Feb. 18, 1980 |
| 4. 31 | Howard Payne | Dec. 22, 2020 |
| 31 | Texas Wesleyan | Dec. 7, 1981 |
| 6. 30 | at Sam Houston State | Feb. 20, 1993 |
| 30 | Nicholls | Feb. 11, 1993 |
| 30 | Lamar | Feb. 24, 1979 |
| 9. 29 | at Northwestern State | Feb. 14, 1991 |
| 29 | vs. Northwestern State | Mar. 8, 1988 |
| 29 | North Texas | Feb. 7, 1987 |
| 29 | Denver | Dec. 12, 1977 |

TURNOVERS

| Total | Opponent | Date |
|-------|---------------------|---------------|
| 1. 38 | at New Mexico State | Nov. 28, 1975 |
| 2. 36 | at Houston Baptist | Jan. 9, 1978 |
| 36 | at Lamar | Feb. 24, 1977 |
| 4. 34 | UC San Diego | Jan. 4, 1978 |
| 34 | at Pepperdine | Dec. 9, 1977 |
| 6. 33 | at Nebraska | Dec. 21, 1992 |
| 33 | at Lamar | Feb. 10, 1979 |
| 8. 32 | at Nicholls | Jan. 6, 1994 |
| 32 | at Hardin-Simmons | Feb. 2, 1974 |

BLOCKS

| Total | Opponent | Date |
|-------|----------------|---------------|
| 1. 12 | Louisiana | Jan. 15, 2021 |
| 2. 10 | Howard Payne | Dec. 20, 2014 |
| 10 | Hardin-Simmons | Dec. 29, 2001 |
| 10 | St. Edward's | Jan. 26, 1987 |

STEALS

| Total | Opponent | Date |
|-------|----------------------|---------------|
| 1. 22 | University of Dallas | Dec. 8, 1990 |
| 2. 21 | Huston-Tillotson | Nov. 26, 1991 |
| 3. 19 | St. Edward's | Dec. 4, 1978 |
| 19 | Houston Baptist | Dec. 13, 2012 |
| 5. 18 | Howard Payne | Nov. 13, 2013 |
| 18 | at UTSA | Feb. 6, 1986 |
| 7. 17 | Sul Ross State | Dec. 21, 2015 |
| 17 | Houston Baptist | Jan. 25, 2010 |
| 17 | SE Louisiana | Jan. 3, 1987 |
| 17 | at Arkansas State | Jan. 26, 1981 |
| 17 | Westmont | Dec. 1, 1980 |

LARGEST MARGIN OF VICTORY

| Total | Opponent | Date |
|----------------|----------------------|---------------|
| 1. 69 (154-85) | Huston-Tillotson | Nov. 29, 1990 |
| 2. 66 (130-64) | Huston-Tillotson | Nov. 28, 1991 |
| 3. 64 (117-53) | Howard Payne | Dec. 22, 2020 |
| 4. 63 (149-86) | University of Dallas | Dec. 8, 1990 |
| 5. 61 (109-48) | Dallas Christian | Dec. 17, 2020 |
| 6. 60 (121-61) | Schreiner | Dec. 3, 1992 |
| 7. 58 (103-45) | Hardin-Simmons | Dec. 29, 2001 |
| 8. 56 (101-45) | Austin College | Dec. 3, 1991 |
| 9. 53 (126-73) | Texas Wesleyan | Dec. 7, 1981 |

FEWEST POINTS ALLOWED

| Total | Opponent | Date |
|---------------|----------------------|---------------|
| 1. 36 (31-36) | at SMU | Dec. 16, 1989 |
| 2. 40 (66-40) | Sam Houston State | Jan. 11, 2012 |
| 40 (73-40) | Grambling | Nov. 25, 2015 |
| 40 (98-40) | Sul Ross | Dec. 21, 2015 |
| 5. 41 (42-41) | SE Louisiana | Nov. 30, 1983 |
| 6. 42 (43-42) | vs. Oklahoma Baptist | Dec. 29, 1961 |
| 7. 44 (51-44) | at UT Pan American | Dec. 19, 1996 |
| 8. 45 (88-45) | Texas Lutheran | Nov. 12, 2010 |
| 45 (103-45) | Hardin-Simmons | Dec. 29, 2001 |
| 45 (101-45) | Austin College | Dec. 3, 1991 |

PLAYERS IN DOUBLE-FIGURE POINTS

| Total | Opponent | Date |
|-------|----------------------|---------------|
| 1. 8 | Howard Payne | Dec. 22, 2020 |
| 8 | Texas Wesleyan | Dec. 7, 1981 |
| 3. 7 | Austin College | Jan. 30, 2007 |
| 7 | at Sam Houston State | Dec. 28, 1998 |
| 7 | Wayland Baptist | Dec. 1, 1971 |

6. 6, 26x

LAST TIME: MARY HARDIN-BAYLOR

NOV. 13, 2021

PLAYERS WITH DOUBLE-FIGURE REBOUNDS

| Total | Opponent | Date |
|------------|--------------------------|---------------|
| 1. 4 | Huston-Tillotson | Nov. 29, 1990 |
| 4 | at West Texas A&M | Feb. 2, 1970 |
| 3. 3 | Arkansas State | Jan. 21, 2016 |
| 3 | at Texas Wesleyan | Dec. 11, 1980 |
| 3 | Adams State | Dec. 19, 1974 |
| 3 | Lamar | Feb. 26, 1972 |
| 3 | Arkansas State | March 2, 1970 |
| 3 | Lamar | Feb. 14, 1967 |
| 3 | at Trinity | Feb. 23, 1965 |
| 3 | Texas Wesleyan | Dec. 3, 1964 |
| 11. 2, 80x | Last: Northwestern State | Nov. 28, 2020 |

PLAYERS WITH 20+ POINTS

| Total | Opponent | Date |
|-------|----------------------|---------------|
| 1. 5 | Huston-Tillotson | Nov. 29, 1990 |
| 2. 4 | North Texas | Feb. 25, 1991 |
| 4 | University of Dallas | Dec. 8, 1990 |
| 4. 3 | at Sam Houston State | Jan. 28, 1998 |
| 3 | at Sam Houston State | Feb. 20, 1993 |
| 3 | North Texas | Feb. 15, 1992 |
| 3 | at Sam Houston State | Jan. 9, 1992 |
| 3 | Nicholls | Dec. 3, 1990 |
| 3 | SE Louisiana | Dec. 1, 1990 |
| 3 | at ULM | Mar. 4, 1989 |
| 3 | Oklahoma State | Jan. 14, 1984 |
| 3 | vs. Northeastern | Jan. 9, 1981 |
| 3 | at Centenary | Jan. 5, 1981 |
| 3 | McNeese State | Jan. 28, 1980 |
| 3 | Texas A&M Kingsville | Feb. 7, 1976 |
| 3 | Lamar | Feb. 14, 1967 |

SINGLE-GAME TEAM PROGRAM RECORDS

FEWEST POINTS

| Total (Score) | Opponent | Date |
|-----------------------|--------------------------|----------------------|
| 1. 31 (31-36) | at SMU | Dec. 16, 1989 |
| 2. 35 (35-50) | Denver | Dec. 31, 2012 |
| 3. 36 (36-64) | AT NORTH TEXAS | NOV. 18, 2021 |
| 4. 41 (41-57) | at SE Louisiana | Jan. 8, 2005 |
| 5. 42 (42-41) | SE Louisiana | Nov. 30, 1983 |
| 6. 43 (43-51) | ULM | Feb. 27, 1997 |
| 43 (43-64) | East Texas Baptist | Dec. 6, 1962 |
| 43 (43-42) | vs. Oklahoma Baptist | Dec. 29, 1961 |
| 9. 44 (44-92) | at Kentucky | Nov. 25, 2014 |
| 44 (44-71) | at Stephen F. Austin | Jan. 24, 2004 |
| 44 (44-61) | Seattle | Jan. 17, 2013 |
| 44 (44-69) | at Oklahoma State | Dec. 19, 2013 |
| 13. 45 (45-88) | AT OKLAHOMA STATE | NOV. 9, 2021 |
| 45 (45-65) | at Missouri | Dec. 4, 2018 |
| 45 (45-76) | at Texas | Nov. 7, 2002 |
| 45 (45-66) | at Texas State | Jan. 9, 1998 |

In a Win

42 (42-41) SE Louisiana Nov. 30, 1983

In Conference Play

35 (35-50) Denver (Western Athletic Conference) Dec. 31, 2012

vs. Non-Conference Opponent

31 (31-36) at SMU Dec. 16, 1989

FEWEST POINTS AT HOME

| Total (Score) | Opponent | Date |
|---------------|--------------------|---------------|
| 1. 35 (35-50) | Denver | Dec. 31, 2012 |
| 2. 42 (42-41) | SE Louisiana | Nov. 30, 1983 |
| 3. 43 (43-51) | ULM | Feb. 27, 1997 |
| 43 (43-64) | East Texas Baptist | Dec. 6, 1962 |
| 5. 44 (44-61) | Seattle | Jan. 17, 2013 |
| 6. 46 (46-64) | Boise State | Jan. 2, 2013 |
| 46 (46-64) | Oklahoma Baptist | Dec. 5, 1961 |
| 8. 47 (47-55) | UT Pan American | Dec. 21, 1959 |
| 9. 48 (48-52) | ULM | Feb. 29, 1992 |
| 48 (48-49) | McNeese State | Feb. 12, 1983 |

FEWEST POINTS ON THE ROAD

| Total (Score) | Opponent | Date |
|----------------------|--------------------------|----------------------|
| 1. 31 (31-36) | SMU | Dec. 16, 1989 |
| 2. 36 (36-64) | NORTH TEXAS | NOV. 18, 2021 |
| 3. 41 (41-57) | SE Louisiana | Jan. 8, 2005 |
| 4. 44 (44-69) | Oklahoma State | Dec. 19, 2012 |
| 44 (44-71) | Stephen F. Austin | Jan. 24, 2004 |
| 6. 45 (45-88) | AT OKLAHOMA STATE | NOV. 9, 2021 |
| 45 (45-65) | Missouri | Dec. 4, 2018 |
| 45 (45-76) | Texas | Nov. 7, 2002 |
| 45 (45-66) | Texas State | Jan. 9, 1998 |
| 10. 47 (47-67) | #14 Oregon | Nov. 17, 2019 |
| 11. 48 (48-66) | Nicholls | Jan. 8, 2011 |
| 12. 49 (49-76) | SE Missouri State | Jan. 7, 1985 |
| 49 (49-81) | Memphis | Dec. 4, 1968 |
| 14. 50 (50-57) | Appalachian State | Feb. 6, 2020 |
| 50 (50-47) | Texas State | Feb. 27, 2003 |
| 50 (50-106) | Creighton | Nov. 17, 2002 |
| 50 (50-70) | Hardin-Simmons | Jan. 9, 1975 |
| 50 (50-65) | ULM | Mar. 6, 1990 |
| 50 (50-64) | Sam Houston State | Dec. 11, 1959 |

FEWEST POINTS AT A NEUTRAL SITE

| Total (Score) | Opponent | Date |
|---------------|------------------|---------------|
| 1. 43 (43-42) | Oklahoma Baptist | Dec. 29, 1961 |
| 2. 49 (49-61) | UNC Greensboro | Nov. 15, 2005 |
| 49 (49-68) | Trinity | Dec. 29, 1960 |
| 4. 50 (50-81) | McNeese State | March 5, 1997 |

SMALLEST COMBINED SCORE

| Total (Score) | Opponent | Date |
|------------------------|-----------------------|----------------------|
| 1. 67 (31-36) | at SMU | Dec. 16, 1989 |
| 2. 83 (42-41) | SE Louisiana | Nov. 30, 1983 |
| 3. 85 (35-50) | Denver | Dec. 31, 2012 |
| 85 (43-42) | vs. Oklahoma Baptist | Dec. 29, 1961 |
| 5. 94 (43-51) | ULM | Feb. 27, 1997 |
| 6. 95 (51-44) | UT Pan American | Dec. 19, 1996 |
| 7. 97 (48-49) | McNeese State | Feb. 12, 1983 |
| 97 (50-47) | at Texas State | Feb. 27, 2003 |
| 9. 98 (51-47) | vs. Alabama State | Dec. 22, 1995 |
| 98 (41-57) | at SE Louisiana | Jan. 8, 2005 |
| 98 (52-46) | at McNeese State | Feb. 10, 2007 |
| 12. 100 (36-64) | AT NORTH TEXAS | NOV. 18, 2021 |
| 100 (48-52) | ULM | Feb. 29, 1992 |
| 14. 102 (47-55) | UT Pan American | Dec. 21, 1959 |
| 15. 104 (56-48) | at Texas State | Jan. 18, 2014 |

FEWEST POINTS IN A HALF

| Total (Half) | Opponent | Date |
|--------------------|--------------------------|----------------------|
| 1. 8 (2nd) | at SMU | Dec. 16, 1989 |
| 2. 12 (1st) | AT NORTH TEXAS | NOV. 18, 2021 |
| 12 (1st) | at Kentucky | Nov. 25, 2014 |
| 4. 14 (1ST) | AT OKLAHOMA STATE | NOV. 9, 2021 |
| 14 (1st) | Little Rock | Jan. 23, 2016 |
| 6. 15 (1st) | at Toledo | Dec. 29, 1989 |
| 7. 17 (1st) | Denver | Dec. 31, 2012 |
| 17 (1st) | at Oklahoma State | Dec. 17, 2012 |
| 17 (1st) | at Nicholls | Jan. 8, 2011 |
| 17 (1st) | at Stephen F. Austin | Jan. 27, 2007 |
| 17 (1st) | at New Mexico | Dec. 29, 2005 |
| 17 (1st) | vs. UNC Greensboro | Nov. 15, 2005 |
| 17 (1st) | at ULM | Jan. 23, 1997 |
| 17 (1st) | at Texas A&M Commerce | Dec. 10, 1962 |
| 15. 18 (1st) | Boise State | Jan. 2, 2013 |
| 18 (2nd) | Denver | Dec. 31, 2012 |
| 18 (1st) | New Mexico | Jan. 3, 2005 |
| 18 (1st) | at SE Louisiana | Nov. 30, 1983 |

FEWEST FIELD GOALS MADE

| Total | Opponent | Date |
|--------------|-----------------------|----------------------|
| 1. 12 | AT NORTH TEXAS | NOV. 18, 2021 |
| 12 | at SMU | Dec. 16, 1989 |
| 3. 13 | at SE Louisiana | Jan. 8, 2005 |
| 13 | at Stephen F. Austin | Jan. 24, 2004 |
| 13 | Denver | Dec. 31, 2012 |
| 6. 14 | vs. UNC Greensboro | Nov. 15, 2005 |
| 14 | at Memphis | Dec. 4, 1968 |
| 8. 15 | at #14 Oregon | Nov. 17, 2019 |
| 15 | at Stephen F. Austin | Feb. 24, 2005 |
| 15 | at TCU | Nov. 22, 2003 |
| 15 | Arkansas State | Jan. 6, 1968 |

FEWEST FIELD GOALS ATTEMPTED

| Total | Opponent | Date |
|-------|--------------------|---------------|
| 1. 29 | at Nicholls | Jan. 8, 2011 |
| 2. 31 | Arkansas State | Jan. 6, 1968 |
| 3. 33 | Midwestern State | Dec. 20, 1967 |
| 4. 35 | at Houston Baptist | Jan. 18, 1982 |

LOWEST FIELD GOAL % (Min. 50 Attempts)

| Pct. (FG-A) | Opponent | Date |
|------------------|--------------------|---------------|
| 1. .234 (15-64) | at #14 Oregon | Nov. 17, 2019 |
| 2. .235 (12-51) | at Texas State | Jan. 9, 1999 |
| 3. .255 (14-55) | vs. UNC Greensboro | Nov. 15, 2005 |
| 4. .257 (18-70) | Montana | Dec. 28, 1996 |
| 5. .258 (16-62) | Seattle | Jan. 17, 2013 |
| 6. .265 (18-68) | Louisiana | Jan. 16, 2021 |
| 7. .268 (19-71) | at Gonzaga | Dec. 18, 2018 |
| 8. .270 (17-63) | at Kentucky | Nov. 25, 2014 |
| 9. .274 (17-62) | Sam Houston State | Jan. 11, 1990 |
| 10. .279 (17-61) | vs. McNeese State | Mar. 5, 1997 |

FEWEST FREE THROWS MADE

| Total | Opponent | Date |
|-----------|----------------------|---------------|
| 1. 0 | at Hardin-Simmons | Jan. 9, 1975 |
| 2. 1 | at Oklahoma State | Dec. 19, 2012 |
| 1 | at Centenary | Feb. 5, 1973 |
| 1 | vs. Georgia Southern | Dec. 29, 1972 |
| 5. 2, 12x | Last vs. Harvard | Dec. 28, 1998 |

FEWEST FREE THROW ATTEMPTS

| Total | Opponent | Date |
|----------|---------------------|---------------|
| 1. 1 | at Hardin-Simmons | Jan. 9, 1975 |
| 2. 2 | McNeese State | Feb. 28, 1977 |
| 2 | at Centenary | Feb. 5, 1973 |
| 4. 4, 9x | Last at Stony Brook | Dec. 23, 2000 |

LOWEST FREE THROW % (Min. 10 Attempts)

| Pct. (FT-A) | Opponent | Date |
|-----------------------|--------------------------|---------------------|
| 1. .182 (2-11) | vs. Alabama State | Dec. 22, 1995 |
| 2. .285 (4-14) | at Lamar | Mar. 5, 1985 |
| 3. .300 (3-10) | AT OKLAHOMA STATE | NOV. 9, 2021 |
| 4. .357 (5-14) | ULM | Jan. 16, 1999 |
| 5. .357 (5-14) | at Louisiana Tech | Feb. 9, 1981 |
| 6. .360 (9-25) | Northwestern State | Feb. 15, 1990 |
| 7. .364 (4-11) | at Missouri | Dec. 4, 2018 |

FEWEST REBOUNDS

| No. | Opponent | Date |
|-----------|----------------------|---------------|
| 1. 21 | at Texas | Jan. 3, 2004 |
| 21 | Sam Houston State | Mar. 2, 2000 |
| 21 | vs. Valparaiso | Jan. 10, 1981 |
| 4. 22 | at Nicholls | Jan. 8, 2011 |
| 22 | at Stephen F. Austin | Jan. 27, 2007 |
| 22 | at ULM | Feb. 5, 2004 |
| 22 | at Samford | Nov. 27, 1999 |
| 22 | Louisiana Tech | Feb. 26, 1981 |
| 9. 23, 4x | Last vs. Miami | Nov. 13, 2005 |

ALL-TIME PROGRAM OVERTIME GAMES

| Date | Opponent | W/L | Score | Date | Opponent | W/L | Score | Date | Opponent | W/L | Score |
|----------|-------------------|-----|--------------|----------|-----------------------|-----|-------------|----------------------------------------------------------------------------------------------------------------------------------------------------------------------------------------------------------------------------------------------------------------------------------------------------------------|---------------------------|-----|-----------|
| 02-04-64 | Arkansas State | L | 76-82 | 11-29-85 | Tarleton State | W | 81-79 | 01-17-09 | at UTSA | W | ** 100-97 |
| 02-16-65 | Arkansas State | L | ** 99-100 | 01-03-86 | at Florida Southern | L | 79-81 | 11-18-09 | North Texas | L | ** 99-101 |
| 01-04-66 | at Austin College | W | 70-63 | 01-21-86 | at Hardin-Simmons | L | 75-79 | 01-05-10 | Utah Valley | W | 90-85 |
| 01-08-66 | Lamar | L | ** 91-93 | 02-21-87 | at U.S. International | L | 89-94 | 02-03-10 | Texas A&M-Corpus Christi | W | 71-66 |
| 02-14-67 | Lamar | W | *** 138-135 | 01-18-88 | UTSA | L | 72-79 | 02-16-11 | Stephen F. Austin | W | 66-65 |
| 01-20-68 | at Texas Tech | L | 83-93 | 01-30-88 | at Texas State | L | 73-75 | 02-19-11 | at Southeastern Louisiana | W | 68-66 |
| 01-30-68 | at Texas Wesleyan | W | 113-109 | 02-23-88 | Hardin-Simmons | L | 87-88 | 02-26-11 | at Northwestern State | L | 71-78 |
| 02-02-70 | West Texas A&M | W | 88-84 | 12-30-89 | vs. UNC Wilmington | L | 64-66 | 12-17-11 | at Tulsa | L | 75-80 |
| 12-11-71 | Hardin-Simmons | W | **** 118-117 | 12-11-92 | vs. Gonzaga | W | ** 95-87 | 12-21-13 | CSU Bakersfield | W | 79-75 |
| 01-10-72 | at Butler | W | 87-82 | 12-11-93 | TAMU-Commerce | W | ** 100-97 | 01-09-14 | ULM | W | 83-79 |
| 02-26-72 | Lamar | W | 96-92 | 12-29-93 | at Chaminade | L | 91-92 | 02-01-14 | at Georgia State | L | 91-101 |
| 12-23-72 | Hardin-Simmons | W | 81-76 | 11-29-95 | Grambling State | L | 82-86 | 03-06-14 | at Troy | W | ** 87-86 |
| 01-18-73 | Centenary | W | 74-72 | 01-15-97 | Texas State | W | 66-63 | 12-01-15 | at Texas | L | 73-80 |
| 02-15-73 | West Texas A&M | W | ** 87-85 | 01-30-97 | McNeese State | W | 69-67 | 01-16-16 | at South Alabama | L | 85-88 |
| 01-11-75 | at E. New Mexico | L | 69-70 | 02-13-97 | Sam Houston State | L | 75-78 | 02-18-16 | Louisiana | W | 84-83 |
| 01-10-76 | at Denver | W | 99-97 | 12-28-98 | at Sam Houston State | W | *** 124-123 | 02-10-18 | Texas State | W | 70-68 |
| 01-12-77 | North Texas | L | 101-105 | 02-06-99 | Stephen F. Austin | W | ** 85-83 | 12-21-18 | at Cal Poly | W | 75-70 |
| 02-21-77 | Louisiana Tech | W | 92-90 | 11-22-99 | at Arkansas | L | 95-102 | 2-2-19 | at rv Texas State | W | ** 84-77 |
| 12-09-77 | at Pepperdine | L | 88-89 | 03-08-00 | Northwestern State# | L | 83-88 | 2-23-19 | ULM | W | ** 91-86 |
| 02-04-78 | Louisiana Tech | L | ** 77-79 | 01-27-01 | Sam Houston State | W | 94-86 | 2-28-20 | Texas State | L | *** 85-87 |
| 01-12-80 | North Texas | W | ** 99-97 | 02-10-01 | UTSA | W | 86-77 | 1-29-21 | at Arkansas State | L | 75-83 |
| 01-28-80 | McNeese State | L | ** 97-98 | 03-07-01 | at Sam Houston State# | L | ** 98-103 | 11-16-21 | Abilene Christian | L | 71-80 |
| 02-11-80 | at Louisiana | L | 79-86 | 12-20-01 | at SE Louisiana | W | 69-60 | <p>* Indicates How Many Overtimes If More Than One # Southland Conference Tournament</p> <p>ALL-TIME OVERTIME RECORDS: TOTAL: 86 Games (45-41) 1 OT: 63 Games (32-31) 2 OT: 19 Games (10-9) 3 OT: 3 Games (2-1) 4 OT: 1 Games (1-0)</p> | | | |
| 02-13-80 | at McNeese State | W | 71-69 | 01-02-02 | Oral Roberts | W | 83-77 | | | | |
| 12-18-80 | Centenary | W | 81-78 | 03-07-03 | ULM | W | ** 85-84 | | | | |
| 01-31-81 | Lamar | L | 84-89 | 01-22-05 | ULM | W | 80-76 | | | | |
| 02-20-82 | at Arkansas State | W | 60-58 | 12-17-05 | at San Diego | W | 94-91 | | | | |
| 01-13-83 | Texas Southern | L | ** 102-104 | 03-07-06 | at Sam Houston State# | L | ** 84-86 | | | | |
| 02-10-83 | at North Texas | L | 98-105 | 11-18-06 | at TCU | L | ** 89-97 | | | | |
| 12-05-83 | Missouri State | W | 63-58 | 01-11-07 | at Nicholls | L | 81-83 | | | | |
| 02-02-84 | ULM | L | 71-74 | 12-17-07 | at TCU | L | 74-77 | | | | |
| 02-09-85 | ULM | W | 75-74 | 01-10-08 | at Central Arkansas | L | 68-70 | | | | |

PROGRAM MILESTONE VICTORIES

Win 1 – UT Arlington 70, East Central Okla. 57 – 11/24/59

In their first game at the NCAA level, the Mavericks got 27 points from Ed Russell to defeat the Tigers.

Win 50 – UT Arlington 82, Bishop College 78 – 12/30/65

The Mavericks defeated Bishop College in the third-place game of the Cotton Bowl Classic.

Win 100 – UT Arlington 95, South Dakota State 81 – 12/6/71

Mark Burden scored 21 points and pulled down a then-record 17 rebounds. The win propelled UT Arlington to its most-ever victories in the SLC.

Win 150 – UT Arlington 81, Houston Baptist 69 – 12/7/77

The victory ended the longest losing streak in UT Arlington history at 21 games.

Win 200 – UT Arlington 93, Louisiana 83 – 2/21/81

Arguably the best Maverick squad ever, UT Arlington defeats a tough Ragin' Cajun side that propels the team to its first appearance in the NIT.

Win 250 – UT Arlington 74, San Francisco 65 – 12/21/85

UT Arlington defeats the Dons in the consolation game of the Albertsons Classic in Boise, Idaho.

Win 300 – UT Arlington 108, at Nicholls 84 – 1/2/91

Leonard Wilson scores 31 points and UT Arlington all-time leading scorer Willie Brand adds 22. The victory starts an eight-game winning streak for the Mavericks.

Win 350 – UT Arlington 70, North Texas 68 – 1/15/94

Trailing by three points at halftime, the Mavericks rally to defeat the Mean Green. The victory snaps a six-game losing streak.

Win 400 – UT Arlington 87, at Air Force 78 – 12/19/98

The Mavericks scored 52 points in the second half to erase a halftime deficit in Colorado Springs, Colo.

Win 450 – UT Arlington 81, Texas Wesleyan 65 – 11/30/02

The victory is UT Arlington's ninth straight versus the crosstown-rival Rams.

Win 500 – UT Arlington 87, UT Tyler 72 – 12/22/05

Brady Dawkins registers 15 points and seven assists in the victory over the Patriots.

Win 550 – UT Arlington 75, Utah Valley 64 - 1/3/2009

The Mavs end a five-game skid against Utah Valley behind 17 points from Ryan Toolson

Win 600 – UT Arlington 91, Lamar 82 - 1/14/2012

UTA wins its seventh in a row, on the way to a 16-game winning streak and 15-1 SLC record.

Win 650 – UT Arlington 87, Houston Baptist 69 - 12/22/2014

Jamel Outler drained seven 3-point field goals to help the Mavs move to 3-1 on the season with a homecoming victory.

Win 700 – UT Arlington 89, South Alabama 83 - 1/16/2017

The Mavs used a 16-point second half run then held off the Jaguars in Mobile, Ala.

Win 750 – UT Arlington 67, Georgia Southern 58 - 3/16/2019

UTA closed the Sun Belt Tournament semifinal matchup on a 10-0 run after Georgia Southern took a 58-57 lead with 5 minutes remaining in regulation and advanced to the Sun Belt Tournament Final for the second-straight year.

ALL-TIME PROGRAM POSTSEASON HISTORY

SOUTHLAND CONFERENCE

| Year | Seed | Opponent | Rnd | W/L | Score | Site |
|------|------|------------------------|-----|-----|--------------|--------------------|
| 1981 | 3 | McNeese (6) | QF | L | 74-79 | Arlington, Texas |
| 1982 | 3 | Lamar (2) | SF | W | 78-73 | Lafayette, La. |
| | | Louisiana (1) | F | L | 75-81 | Lafayette, La. |
| 1983 | 7 | Arkansas State (6) | QF | L | 56-66 | Beaumont, Texas |
| 1984 | 7 | ULM (2) | QF | L | 86-108 | Monroe, La. |
| 1985 | 6 | Lamar (3) | QF | L | 70-98 | Beaumont, Texas |
| 1986 | 7 | McNeese (23) | QF | L | 71-85 | Lake Charles, La. |
| 1988 | 5 | Northwestern State (3) | QF | W | 74-69 | Natchitoches, La. |
| | | ULM (2) | SF | L | 63-78 | Denton, Texas |
| 1989 | 6 | ULM (3) | QF | L | 75-81 | Monroe, La. |
| 1990 | 5 | Sam Houston State (4) | QF | W | 72-66 | Monroe, La. |
| | | ULM (1) | SF | L | 50-65 | Monroe, La. |
| 1991 | 2 | North Texas (3) | SF | W | 97-91 | Monroe, La. |
| | | ULM (1) | F | L | 60-87 | Monroe, La. |
| 1992 | 5 | Nicholls (4) | QF | W | 77-62 | San Antonio, Texas |
| | | UTSA (1) | SF | L | 75-94 | San Antonio, Texas |
| 1993 | 4 | Texas State (5) | QF | W | 83-79 | Monroe, La. |
| | | ULM (1) | SF | L | 82-106 | Monroe, La. |
| 1995 | 7 | ULM (2) | QF | L | 61-75 | Monroe, La. |
| 1997 | 6 | McNeese (3) | QF | L | 50-81 | Shreveport, La. |
| 1998 | 6 | UTSA (3) | QF | W | 56-52 | Shreveport, La. |
| | | Northwestern State (2) | SF | W | 77-72 | Shreveport, La. |
| | | Nicholls (1) | F | L | 81-84 | Shreveport, La. |
| 2000 | 4 | Northwestern State (5) | QF | L | 83-88 (OT) | Arlington, Texas |
| 2001 | 5 | Sam Houston State (4) | QF | L | 98-103 (2OT) | Huntsville, Ala. |
| 2003 | 3 | McNeese (6) | QF | L | 67-78 | Arlington, Texas |
| 2004 | 1 | ULM (8) | QF | W | 77-62 | Arlington, Texas |
| | | Stephen F. Austin (4) | SF | L | 68-69 | Arlington, Texas |
| 2005 | 8 | Northwestern State (1) | QF | L | 67-71 | Natchitoches, La. |
| 2006 | 7 | Sam Houston State (2) | QF | L | 84-86 (2OT) | Huntsville, Ala. |
| 2007 | 5 | McNeese (4) | QF | L | 76-77 | Houston, Texas |
| 2008 | 7 | Lamar (2) | QF | W | 81-75 | Katy, Texas |
| | | Sam Houston State (3) | SF | W | 72-66 | Katy, Texas |
| | | Northwestern State (5) | F | W | 82-79 | Katy, Texas |
| 2009 | 5 | A&M-Corpus Christi (4) | QF | L | 72-79 | Katy, Texas |
| 2010 | 7 | Stephen F. Austin (2) | QF | L | 54-77 | Katy, Texas |
| 2012 | 1 | Nicholls (8) | QF | W | 62-48 | Katy, Texas |
| | | McNeese (4) | SF | L | 72-92 | Katy, Texas |

WESTERN ATHLETIC CONFERENCE

| Year | Seed | Opponent (Seed) | Rnd | W/L | Score | Site |
|------|------|----------------------|-----|-----|-------|-----------------|
| 2013 | 4 | Utah State (5) | QF | W | 83-78 | Las Vegas, Nev. |
| | | UTSA (9) | SF | W | 69-53 | Las Vegas, Nev. |
| | | New Mexico State (3) | F | L | 55-64 | Las Vegas, Nev. |

SUN BELT CONFERENCE

| Year | Seed | Opponent (Seed) | Rnd | W/L | Score | Site |
|------|------|-----------------------|-----|-----|-------|------------------|
| 2014 | 6 | ULM (7) | 1st | W | 68-65 | New Orleans, La. |
| | | Louisiana (3) | QF | L | 85-91 | New Orleans, La. |
| 2015 | 5 | Texas State (8) | 1st | L | 62-68 | New Orleans, La. |
| 2016 | 3 | Texas State (7) | QF | W | 72-63 | New Orleans, La. |
| | | ULM (2) | SF | L | 71-82 | New Orleans, La. |
| 2017 | 1 | Coastal Carolina (8) | QF | W | 74-51 | New Orleans, La. |
| | | Texas State (4) | SF | L | 62-83 | New Orleans, La. |
| 2018 | 4 | Appalachian State (5) | QF | W | 84-68 | New Orleans, La. |
| | | Louisiana (1) | SF | W | 71-68 | New Orleans, La. |
| | | Georgia State (2) | F | L | 61-74 | New Orleans, La. |
| 2019 | 2 | Georgia Southern (3) | SF | W | 67-58 | New Orleans, La. |
| | | Georgia State (1) | F | L | 64-73 | New Orleans, La. |
| 2020 | 7 | Coastal Carolina (10) | 1st | L | 62-63 | Arlington, Texas |
| 2021 | 3W | Troy (6E) | 1st | L | 86-91 | Pensacola, Fla. |

NCAA TOURNAMENT (NCAA)

| Year | Seed | Opponent (Seed) | Rnd | W/L | Score | Site |
|------|------|-----------------|-----|-----|-------|-------------------|
| 2008 | 16 | Memphis (1) | 1st | L | 63-87 | Little Rock, Ark. |

NATIONAL INVITATION TOURNAMENT (NIT)

| Year | Opponent | Rnd | W/L | Score | Site |
|------|---------------|---------------------------|-----|-------|----------------|
| 1981 | South Alabama | 1st | L | 71-74 | Mobile, Ala. |
| 2012 | Washington | 1st | L | 72-82 | Seattle, Wash. |
| 2017 | 6 | BYU (3) | 1st | W | 105-89 |
| | | Akron (7) | 2nd | W | 85-69 |
| | | Cal State Bakersfield (8) | QF | L | 76-80 |

COLLEGEINSIDERS.COM INVITATIONAL TOURNAMENT (CIT)

| Year | Opponent | Rnd | W/L | Score | Site |
|------|----------------|-----|-----|-------|------------------|
| 2013 | Oral Roberts | 1st | L | 76-83 | Arlington, Texas |
| 2016 | Savannah State | 1st | W | 75-59 | Savannah, Ga. |
| | NJIT | QF | L | 60-63 | Newark, N.J. |

CONFERENCE TOURNAMENTS

| By Round | W | L |
|---------------|----|----|
| First Round | 1 | 3 |
| Quarterfinals | 12 | 17 |
| Semifinals | 7 | 8 |
| Finals | 1 | 6 |

| By Site | W | L |
|-------------------|---|---|
| Arlington | 1 | 5 |
| Beaumont | 0 | 2 |
| Denton | 0 | 1 |
| Houston | 0 | 1 |
| Huntsville | 0 | 2 |
| Katy | 4 | 3 |
| Lafayette, La. | 1 | 1 |
| Lake Charles, La. | 0 | 1 |
| Las Vegas, Nev. | 2 | 1 |
| Monroe, La. | 3 | 6 |
| Natchitoches, La. | 1 | 1 |
| New Orleans, La. | 6 | 6 |
| Pensacola, Fla. | 0 | 1 |
| San Antonio | 1 | 1 |
| Shreveport, La. | 2 | 2 |

| By Opponents | W | L |
|--------------------|---|---|
| A&M-Corpus Christi | 0 | 1 |
| Appalachian State | 1 | 0 |
| Arkansas State | 0 | 1 |
| Coastal Carolina | 1 | 1 |
| Georgia Southern | 1 | 0 |
| Georgia State | 0 | 2 |
| Lamar | 2 | 1 |
| Louisiana | 1 | 2 |
| McNeese | 0 | 6 |
| New Mexico State | 0 | 1 |
| Nicholls | 2 | 1 |
| North Texas | 1 | 0 |
| Northwestern State | 3 | 2 |
| Sam Houston State | 2 | 2 |
| Stephen F. Austin | 0 | 2 |
| Texas State | 2 | 2 |
| Troy | 0 | 1 |
| ULM | 2 | 8 |
| UTSA | 2 | 1 |
| Utah State | 1 | 0 |

| By Coaches | W | L |
|----------------|----|----|
| Bob LeGrande | 1 | 6 |
| Jerry Stone | 1 | 1 |
| Mark Nixon | 4 | 5 |
| Eddie McCarter | 3 | 9 |
| Scott Cross | 11 | 10 |
| Chris Ogden | 1 | 3 |

| | | |
|--------------|-----------|-----------|
| TOTAL | 21 | 34 |
|--------------|-----------|-----------|



2022 MEN'S BASKETBALL CHAMPIONSHIP

Pensacola Bay Center | Pensacola, Fla. | Thursday, March 3 - Monday, March 7



All times central and subject to change

SUN BELT REGULAR SEASON AND TOURNAMENT INFO

The 2021-22 Sun Belt Conference regular-schedule season features a divisional structure model, but the league will not utilize East/West divisions for conference standings this year – as was the case last year due to COVID when only East teams played East teams and West teams played West teams.

UTA will play 18 total Sun Belt games: 10 home and away against divisional opponents (Texas State, Louisiana, ULM, Little Rock, Arkansas State), and eight non-division contests. For the Mavericks, that results in them playing seven teams in the conference twice (those five “West” members, plus South Alabama and Troy), but will only face Georgia State, Georgia Southern, Coastal Carolina and App State once. Three of those four programs reached the Sun Belt Tournament semifinals last year, with App State winning the title. Teams will be seeded 1-12 for the conference tournament based off regular-season standings. The top-four teams earn 1st-round byes through to the quarterfinals on Saturday, Mar. 5.

After reaching the Sun Belt Final in 2018 and 2019, UTA has lost in the First Round each of the past two seasons. The only other time the Mavs have lost in the opening round of the Sun Belt Tournament was in 2015 to Texas State.



2021-22 UTA MEN'S BASKETBALL



KAODIRICHI AKOBUNDU-EHIOGU
6-9 | 202 | R-SO | F
Lagos, Nigeria



JAVON LEVI
5-11 | 163 | GR | G
Killeen, Texas




HAYDEN BRITTINGHAM
6-5 | 209 | FR | F
Fort Worth, Texas



CARSON BISCHOFF
6-4 | 210 | R-JR | G
Ogden, Utah



DAVID AZORE
6-4 | 211 | GR | G
Houston, Texas



BRANDYN TALBOT
6-5 | 176 | FR | G
Newmarket, Ontario



JACK HOIBERG
5-11 | 172 | GR | G
Burr Ridge, Ill.



LAZARO ROJAS
6-11 | 239 | GR | F
Porto Seguro, Brazil



ANTONIO ROMANELLI
6-0 | 174 | FR | G
Sydney, Australia



NICOLAS ELAME
6-3 | 192 | SO | G
Paris, France



PEDRO CASTRO
6-6 | 190 | GR | G
Fort Worth, Texas



SHEMAR WILSON
6-9 | 225 | FR | F
Avondale, Ariz.



PATRICK MWAMBA
6-7 | 201 | R-SO | F
Bukavu, Congo



MONTEZ YOUNG JR.
6-5 | 192 | FR | F
Waxahachie, Texas



NATHANIEL SPURGEON
6-0 | 165 | SR | G
Azle, Texas




GREG YOUNG
HEAD COACH (HC)
1st Season | 13th With UTA



ROYCE JOHNSON
ASSOCIATE HC



DWIGHT THORNE II
ASSISTANT COACH



MATTHEW MCGANN
VIDEO COORDINATOR



MATT SEGURA
STRENGTH COACH



SAMUEL TARVER
GRADUATE ASST.



JASON MacBAIN
ASSOCIATE AD




RILEY DAVIS
ASSISTANT HC



PARKER EIDSON
OPERATIONS DIR.



ROYAL MILTON III
ATHLETIC TRAINER



JACOB MAHJOUB
GRADUATE ASST.



JALEN JONES
GRADUATE ASST.



RACHAEL MORGAN
ADMIN. ASSISTANT