



# NORTH TEXAS WOMEN'S BASKETBALL

Assistant Director of Athletics Communications: Bailey Turner  
Phone: 515 230-7451 • Email: Bailey.Turner@unt.edu

MeanGreenSports.com • Twitter/Facebook/Instagram: MeanGreenWBB • #MakeEmBelieve

## 2021-22 SCHEDULE

Overall: 2-1 • C-USA: 0-0

DATE	OPPONENT	TIME/RESULT
Nov. 4	Texas Woman's University#	W, 76-62
Nov. 9	Science and Arts of Okla.	W, 93-58
Nov. 11	Howard	W, 94-56
Nov. 14	at Missouri State	L, 56-50
Nov. 20	UT Arlington	3:30 p.m.
Thanksgiving Classic hosted by Cal Poly - ^		
Nov. 26	vs. Montana State^	4:30 p.m.
Nov. 27	vs. St. Thomas ^	2 p.m.
Dec. 3	SMU	6:30 p.m.
Dec. 13	Southern	11:30 a.m.
Dec. 17	Wichita State	6:30 p.m.
Dec. 21	at Oklahoma State	1 p.m.
Jan. 1	at Rice*	2 p.m.
Jan. 6	at UAB*	6 p.m.
Jan. 8	at Middle Tennessee*	2 p.m.
Jan. 13	Marshall*	6:30 p.m.
Jan. 15	Western Kentucky*	2 p.m.
Jan. 20	at Charlotte*	5 p.m.
Jan. 22	at Old Dominion*	Noon
Jan. 27	Southern Miss*	6:30 p.m.
Jan. 29	LA Tech*	3:30 p.m.
Feb. 3	at UTEP*	7 p.m.
Feb. 5	at UTSA*	2 p.m.
Feb. 12	Rice*	3:30 p.m.
Feb. 17	Florida Atlantic*	5:30 p.m.
Feb. 19	UAB*	2 p.m.
Feb. 24	at Southern Miss*	6 p.m.
Feb. 26	at LA Tech*	2 p.m.
Mar. 3	UTSA*	6:30 p.m.
Mar. 5	UTEP*	2 p.m.

All times CST

#Exhibition \*C-USA game

@MeanGreenWBB



Sat. Nov. 20 // 3:30 PM  
Super Pit // Denton, Texas

### North Texas

MEAN GREEN



2021-22 Record ..... 2-1  
2020-21 C-USA Record ..... 0-0  
Current Streak ..... L1  
Last game.....Missouri State L, 56-50  
All-time vs. UT-Arlington ..... 22-23

### UT Arlington

MAVERICKS



2021-22 Record ..... 2-1  
2021-22 SBC Record ..... 0-0  
Current Streak ..... W2  
Last game.....Houston W, 69-66 (OT)  
All-time vs. UNT ..... 23-22

### Follow the game:

Watch: YouTube

Radio: KNTU 88.1 FM

Live Stats: [www.meangreenstats.com](http://www.meangreenstats.com)

### About the Mean Green

North Texas looks to build off of the 13-7 record posted in 2020-21. Head Coach Jalie Mitchell might have her most talented roster. UNT features the Pre-season Conference USA POY in junior Quincy Noble. Mitchell also added six new faces with three transfers and three freshmen. The Mean Green have posted back-to-back 90 point offensive efforts to get to 2-0. Not to mention in the C-USA Preseason Coaches Poll, North Texas was voted to finish third, the highest projection under Mitchell.

### About the Mavs

UT Arlington comes to Denton with some momentum off of its three-game homestand. The Lady just recently upset Houston on Wednesday night in overtime, 69-66. They feature three tough players in Chastain Claire, Starr Jacobs, and Terryn Milton. They gobble up most of the minutes and for good reason. Milton comes off of career-high 26-point performance and she didn't sit a second of the game. Jacobs came up with a gritty 14 points in the victory over Houston. The Lady Mavs were picked third in the Sun Belt Preseason Coaches Poll.

## History Between The Squads

North Texas won the last meeting against UT-Arlington in the 2020 South Padre Island Classic, 74-56. With a victory Saturday, the Mean Green will tie up the all-time series.

## Scouting UTA

- Jacobs and Milton are the only Lady Mavs averaging double figures in scoring.
- They are winners of their last two, overcoming 15-point deficit against Houston at halftime.
- They are averaging 17 free throws per contest making 71% of those opportunities.
- The Lady Mavs average only 2.7 3-pointers per game.
- In the Houston game, they dished out a season-high in assists with 19.
- Katie Ferrell and Milton became the all-time leaders in assists by a duo in the same recruiting class at UTA.

## Last Time Out

- Jazion Jackson was the only Mean Green to register double figures for the third straight contest.
- Madison Townley joined Jackson reaching double figures with 11.
- Jackson tied a career-high with eight rebounds.
- As a team, North Texas had four players pull down seven rebounds each.
- UNT held Missouri State to 31.4% from the floor, and 13.6% from deep, respectively.
- North Texas held Missouri State to its lowest team total since December 19, 2020.
- Aly Gamez, Jackson, Lampkin, Noble and Townley all started.

## Season Tabs

- UNT's 93 points broke a school record for most points scored in a season opener.
- North Texas knocked down 14 from 3-point range against How-

ard, which broke a school record for most made in a game.

- Mean Green posted back-to-back 90 points games for the first time since 1999 (SMU/Columbia), when Jalie Mitchell was a sophomore. (USAO/Howard)
- UNT reached 2-0 for the first time since 2018-19, winning both games by 35+ points.
- The Mean Green have seven players averaging at least seven points per contest.
- UNT is averaging 79 points per game.
- On the season, North Texas is shooting 37.1% from 3-point range.
- Jalie Mitchell is 15 wins away from 100 career victories at North Texas.

## Around The Country

- The Mean Green are one of the top rebounding teams in the country they check in at No. 11.
- UNT gets to the free throw line as much as anybody. They come into Saturday's matchup ninth in the NCAA in attempts.

## Noble Notables

- Her 25-point performance against Howard is the second-most points by a C-USA player this season.
- She made five from downtown, which ties for the most by a C-USA player this year.
- Noble is seven for seven from the free throw line this year.
- She is averaging 14.7 PPG, shooting 43.8% from 3-point range.

## Noble Held in High Regard

Quincy Noble became the second Mean Green to ever receive C-USA First Team honors, as Terriell Bradley did in 2017-18 and 2018-19.

In the history of the program, there have been seven Mean Green to be named first team all-conference to amass 10 total awards:

1986: Clara Campbell (Southland)

1999: Jalie Mitchell (Big West)

2001: Jalie Mitchell (Sun Belt)

2002: Jalie Mitchell and Shannan Stephenson (Sun Belt)

2003: Kim Blanton (Sun Belt)

2009: Amber Jackson (Sun Belt)

2018: Terriell Bradley (C-USA)

2019: Terriell Bradley (C-USA)

2021: Quincy Noble (C-USA)  
Noble was ranked in the top 10 within C-USA in several categories including 3-point percentage (2nd, 38.3), 3-pointers per game (3rd, 2.7), points per game (5th, 17.8), free throw percentage (5th, 78.0) and field goal percentage (10th, 42.6) a season ago.

## New Transfers

- Gamez joined the Mean Green as a graduate transfer following four seasons with the Fresno State Bulldogs.
- She earned Mountain West All-Freshman Team selection in 2018 and was a four-year starter.
- The guard was fourth on the team in scoring at 9.8 points per game in 2020-21 and knocked down 51-percent of her shots, including 41-percent on 3-pointers.
- The MacArthur High graduate led her team to a district championship and was a two-time first team all-district selection.
- Jaylen Mallard played two seasons for the South Alabama Jaguars and earned 22 starts in 2020-21 with averages of 8.8 points and 6.5 rebounds.
- The Little Rock, Arkansas, native scored a career-high 18

points versus Appalachian State and pulled down a career-best 13 rebounds against Troy. The forward scored in double figures in each of her last four contests.

- Dixon joins the UNT outfit from Louisiana Tech as a graduate transfer.

- An all-around player, Dixon averaged 9.8 points, 6.5 rebounds, 3.1 assists and 1.5 steals for the Lady Techsters in 2020-21.

- The Mansfield Summit graduate registered three double-doubles, scored in double figures a dozen times, and had five games of 10 or more rebounds last season.

- UNT and LA Tech split last season's series as Dixon recorded 29 points, 10 rebounds, five assists and three steals in the two meetings. Throughout her four years in Ruston, she compiled 895 points, 394 rebounds and 334 assists.

- As a senior at Summit High School, Dixon was named the District 10-5A Offensive Player of the Year, TABC All-Region and TGCA All-State while leading the team to a 26-8 record.

### **Freshmen File**

- All of North Texas' true freshmen are from the great state of Texas.

- Mcgruder hails from Grand Prairie, Texas. She will be playing guard for the Mean Green.

- She was rated No. 32 by Premiere Basketball Player in the '21 class.

- Canyon, Texas native Chloe Calahan saw her first action in the exhibition game against TWU. In the class of 2021, she was rated No. 42 by Premier Basketball Player.

- The Red Oak product, Aniyah Johnson stands as tall as six feet and two inches. She will be playing forward for the Mean Green.

- The lefty was named to the All-Ellis County 2019-2020 Girls Basketball First Team.

- All three were ranked in the top 45 in their respective recruiting class.

### **UNT Joining the American**

The University of North Texas was accepted as a new member of the American Athletic Conference and will begin competition at a date determined by league officials.

Also set to join The American as soon as 2023 are Charlotte, Florida Atlantic, Rice, UAB and UTSA. The new invites join existing members East Carolina, Memphis, Navy (football only), SMU, Temple, Tulane, Tulsa, USF, and Wichita State.

UNT has competed as a member of Conference USA since 2013. North Texas was a member of the Sun Belt Conference beginning in 2001.

### **Staff Additions**

- Ciara Carl comes from San Diego State where she was an assistant coach for the Aztec women's basketball team the past eight seasons.

- Carl directed the Aztecs' scouting efforts, worked with the team's guards and recruited. Since Carl began serving on SDSU's coaching staff, the Aztecs have garnered at least one Mountain West honoree each season.

- This past season the Aztecs earned the eighth seed in the Mountain West Tournament and tied for fifth in the league in 2019-20.

- Carl assisted in the signing of back-to-back top-75 recruiting classes in 2017 and 2018. Prior to that, SDSU did not have a nationally ranked recruiting class since 2010-11.

- Matt Holt Holt comes to Denton from Milwaukee where he was the Director of Strength and Conditioning since 2017. He worked with six olympic sports.

### **Mitchell in Coaches Circle**

Head Coach Jalie Mitchell was selected to last year's Conference USA Coaches Circle. Joining Mitchell: Cara Consuegra (Charlotte), Tina Langley (Rice), Joye Lee-McNelis (Southern Miss) and Kevin Baker (UTEP). The Circle consists of C-USA coaches who earned votes for the league's Coach of the Year award.

### **Best-Ever Mark in C-USA**

The 52-51 win over Marshall Feb. 26, 2021 handed North Texas their ninth league win and set a program-best for Conference USA victories to surpass the previous high of eight, set during the 2016-17 season during head coach Jalie Mitchell's second season. The Mean Green added another conference victory with the win at Rice March 6 to increase the total to 10.

Regardless of conference affiliation, the most league wins ever is 12, when UNT went 12-3 while in the Sun Belt during Mitchell's senior season in 2001-02 under head coach Tina Slinker.

### **Follow Us**

Please make sure to follow North Texas women's basketball on Facebook, Instagram, and Twitter (@MeanGreen-WBB) for news and updates all season long.

### **Ticket Information**

Tickets for the 2021 season are available now. Any ticket-related questions may be directed to the Mean Green Athletics Ticket Office via email at [ticketoffice@unt.edu](mailto:ticketoffice@unt.edu) or by phone at (940) 565-2527.



### WBB PICKED THIRD

North Texas was picked to finish third in the annual C-USA Preseason Coaches Poll, it was the highest projection with Mitchell at helm.

### PRESEASON COACHES POLL

1. Charlotte (6) – 185 pts
2. Old Dominion (6) – 173 pts
- T3. North Texas – 150 pts**
- T3. Middle Tennessee (2) – 150 pts
- T3. UTEP – 150 pts
6. Louisiana Tech – 106 pts
7. FIU – 104 pts
8. Rice – 94 pts
9. Marshall – 85 pts
10. Florida Atlantic – 69 pts
11. UAB – 64 pts
12. WKU – 62 pts
13. Southern Miss – 56 pts
14. UTSA – 19 pts

### ALL-PRESEASON 1st TEAM

- Quincy Noble, North Texas
- Octavia Jett-Wilson, Charlotte
- Iggy Allen, Old Dominion
- Katia Gallegos, UTEP
- Savannah Wheeler, Marshall
- Amari Young, Old Dominion
- Jada McMillian, Charlotte
- Ajah Wayne, Old Dominion

### PRESEASON PLAYERS OF THE YEAR

- Quincy Noble, North Texas
- Octavia Jett-Wilson, Charlotte

### UNT record versus C-USA

Team	All-time	'21-22
Charlotte	3-9	0-0
FIU	13-10	0-0
Florida Atlantic	7-10	0-0
LA Tech	4-12	0-0
Marshall	5-7	0-0
Middle Tenn.	4-23	0-0
Old Dominion	4-9	0-0
Rice	5-14	0-0
Southern Miss	7-5	0-0
UAB	8-5	0-0
UTEP	7-10	0-0
UTSA	20-11	0-0
WKU	8-20	0-0

## 21-22 Conference USA Standings

SCHOOL	WEST		OVERALL	%
	CONF	GB		
UTEP	0-0	0.0	3-0	1.000
Louisiana Tech	0-0	0.0	2-0	1.000
UAB	0-0	0.0	2-0	1.000
North Texas	0-0	0.0	2-1	.667
Rice	0-0	0.0	2-1	.667
Southern Miss	0-0	0.0	2-1	.667
UTSA	0-0	0.0	0-3	0.000

SCHOOL	EAST		OVERALL	%
	CONF	GB		
Middle Tennessee	0-0	0.0	3-0	1.000
Marshall	0-0	0.0	2-0	1.000
Old Dominion	0-0	0.0	2-1	.667
Florida Atlantic	0-0	0.0	2-1	.667
FIU	0-0	0.0	2-2	.500
Charlotte	0-0	0.0	1-2	.333
Western Kentucky	0-0	0.0	1-3	.250

\*\*Updated every Monday at Noon.







**2021-22 Team Photo (Rick Yeatts Photography)**

**Top Row (L to R):** Randi Thompson, Madison Townley, Aniyah Johnson, Emma Villas Gomis, Jaylen Mallard, Tommisha Lampkin, Chloe Callahan, and Amber Dixon.

**Bottom Row (L to R):** Keira Neal, Trena Mims, Jazion Jackson, Aly Gamez, Kendall McGruder, Quincy Noble, and Mad-die Cleary.



## 2021-22 North Texas Women's Basketball Roster

No.	Name	Pos.	Ht.	Cl.	Hometown / High School (Previous School)
0	Quincy Noble	Guard	5-10	R-Jr.	McKinney, Texas // New Mexico
1	Kendall McGruder	Guard	5-9	Fr.	Grand Prairie, Texas // South Grand Prairie
4	Jazion Jackson	Point Guard	5-9	Jr.	Dallas, Texas // Skyline
5	Kiera Neal	Guard	5-10	R-So.	Edmond, Okla. // Sante Fe
10	Trina Mims	Guard	5-6	Gr.	Muskogee, Okla. // Muskogee
11	Chloe Callahan	Guard	5-9	Fr.	Canyon, Texas // Canyon
14	Maddie Cleary	Guard	5-10	So.	Prosper, Texas // Prosper
20	Amber Dixon	Guard	5-10	Gr.	Arlington, Texas // LA Tech
21	Jaylen Mallard	Forward	6-2	Jr.	Little Rock, Ark. // South Alabama
22	Aly Gamez	Guard	5-6	Gr.	Irving, Texas // Fresno State
23	Randi Thompson	Guard	5-10	Jr.	Plano, Texas // Frisco Liberty
24	Tommisha Lampkin	Forward	6-2	So.	Mansfield, Texas // Summit
33	Emma Villas-Gomis	Forward	6-4	Gr.	Fontenay-Sous-Bois, France // Texas Tech
35	Aniyah Johnson	Forward	6-2	Fr.	Killeen, Texas // Red Oak
41	Madison Townley	Forward	6-0	R-Sr.	Duncanville, Texas // Duncanville

### Head Coach: Jalie Mitchell (Seventh Year, North Texas '02)

Associate Head Coach: Ciara Carl (First Year, Point Loma Nazarene '05)

Assistant Coach: Durmon Jennings (Second Year, Indianapolis '13)

Assistant Coach: Kelby Jones (Second Year, North Texas '16)

Director of Operations: Brinee' Dancer (Third Year, Southern Polytechnic State '15)

### **PRONUNCIATIONS:**

#4: JAZZ-ee-on Jackson

#5: KEY-air-uh Neal

#24: tuh-MEESH-uh Lampkin

#33: Emma vee-LASS GO-miss

#35: uh-nigh-uh Johnson

# 2021-22 NORTH TEXAS WBB SEASON STATS



## 2021-22 North Texas Women's Basketball Season Box Score All games

Page 1/1  
as of Nov 17, 2021

### Game Records

Record	Overall	Home	Away	Neutral
ALL GAMES	2-1	2-0	0-1	0-0
CONFERENCE	0-0	0-0	0-0	0-0
NON-CONFERENCE	2-1	2-0	0-1	0-0

### Team Box Score

No.	Player				Total		3-Point		F-Throw		Rebounds													
		GP-GS	MIN	AVG	FG-FGA	FG%	3FG-3FGA	3FG%	FT-FTA	FT%	OFF	DEF	TOT	AVG	PF	DQ	A	TO	BLK	STL	PTS	AVG		
0	NOBLE, Quincy	3-3	81:39	27.2	15-36	.417	7-16	.438	7-7	1.000	4	10	14	4.7	4	0	4	11	1	5	44	14.7		
4	JACKSON, Jazion	3-3	77:16	25.8	14-33	.424	5-11	.455	5-6	.833	4	12	16	5.3	6	0	10	6	1	3	38	12.7		
24	LAMPKIN, Tommisha	3-3	56:26	18.8	10-17	.588	0-0	.000	12-23	.522	4	10	14	4.7	6	0	1	4	2	1	32	10.7		
22	GAMEZ, Aly	3-3	86:55	29.0	8-18	.444	2-6	.333	7-8	.875	1	19	20	6.7	6	0	13	11	1	1	25	8.3		
21	MALLARD, Jaylen	3-0	54:37	18.2	8-15	.533	0-0	.000	7-13	.538	6	6	12	4.0	8	0	0	0	1	1	23	7.7		
20	DIXON, Amber	3-0	48:02	16.0	7-13	.538	2-6	.333	5-6	.833	3	10	13	4.3	4	0	6	6	0	2	21	7.0		
41	TOWNLEY, Madi	3-3	70:48	23.6	9-19	.474	0-0	.000	3-7	.429	8	10	18	6.0	2	0	5	11	1	2	21	7.0		
11	CALLAHAN, Chloe	2-0	24:26	12.2	4-8	.500	3-6	.500	0-0	.000	3	0	3	1.5	2	0	0	2	0	1	11	5.5		
5	NEAL, Keira	3-0	28:00	9.3	1-5	.200	1-3	.333	5-6	.833	1	4	5	1.7	1	0	3	4	0	2	8	2.7		
14	CLEARY, Maddie	2-0	16:15	8.1	1-7	.143	1-7	.143	1-2	.500	1	2	3	1.5	2	0	0	1	1	0	4	2.0		
1	MCGRUDER, Kendall	3-0	16:02	5.3	2-8	.250	2-7	.286	0-0	.000	0	1	1	0.3	3	0	0	3	1	2	6	2.0		
35	JOHNSON, Aniyah	2-0	10:59	5.5	1-2	.500	0-0	.000	0-2	.000	2	1	3	1.5	2	0	0	1	0	2	2	1.0		
10	MIMS, Trena	3-0	28:35	9.5	1-7	.143	0-0	.000	0-2	.000	1	3	4	1.3	2	0	3	1	0	0	2	0.7		
Team											10	14	24											
Total		3	600		81-188	.431	23-62	.371	52-82	.634	48	102	150	50.0	48	0	45	61	9	22	237	79.0		
Opponents		3	600		66-212	.311	12-65	.185	26-43	.605	50	76	126	42.0	71	3	29	56	12	36	170	56.7		

### Score by Periods

Team	1st	2nd	3rd	4th	OT	TOT
North Texas	80	58	52	47	0	237
Opponents	54	35	49	32	0	170

# UT ARLINGTON ROSTER

## 2021-22 UT Arlington Lady Mavs Women's Basketball Roster

No.	Player	Pos.	Ht.	Cl.	Hometown/High School/Previous School
0	Stephanie Mosley	F	6-0	Fr.	Mansfield, Texas / Timberview
1	Olympia Chaney	G	5-8	Fr.	Atlanta, Ga. / Forest Park
2	Reniya Jones	G	5-8	Fr.	Washington D.C. / New Hope Academy
4	Starr Jacobs	F	6-2	R-Jr.	Dallas, Texas / Duncanville / Houston / Temple College
5	Aaliyah McMillan	G	5-8	Fr.	San Antonio, Texas / Byron P. Steele
11	Cassidee Kinslow	F	6-0	Fr.	Huntington Beach, Calif. / Huntington Beach
20	Claire Chastain	G	6-0	Sr.	Shawnee, Okla. / Dale
21	Terryn Milton	G	5-9	Sr.	Owasso, Okla. / Owasso
23	Camryn Hawkins	G	5-10	Sr.	Albuquerque, N.M. / Rio Rancho
24	De'Sha Benjamin	G	6-0	Sr.	Augusta, Ga. / Lucy C. Laney / Alabama
32	Jordyn Turner	F	6-2	Fr.	Oklahoma City, Okla. / Casady
34	Shyia Smith	F	5-11	Sr.	Idabel, Okla. / Idabel / Wichita State
41	Katie Ferrell	G	6-1	Sr.	Plano, Texas / Plano
45	Emma Halverson	F	6-3	Sr.	Plano, Texas / Plano

## Coaching Staff

Head Coach: Shereka Wright (2nd season)

Assistant Coach: Austin Kelly (1st season)

Assistant Coach: Rosalyn Tindel (2nd season)

Assistant Coach: Sean Ehlbeck (2nd season)

## Support Staff

Director of Basketball Ops: KaeLynn Boyd (1st season)

Graduate Assistant: Jordynn Hernandez (1st season)

Strength and Conditioning: Sha'Hada Artberry (1st season)


Video Coordinator: Andrea Ayers (1st season)

Athletic Trainer: Tasha Koontz (3rd season)

Communications Contact: James Hill (1st season)

## Pronunciation Guide

2	Reniya Jones	Reh-NIGH-yah
24	De'Sha Benjamin	Day-SHUH
34	Shyia Smith	Shy-YUH
41	Katie Ferrell	FARE-rul
HC	Shereka Wright	Shuh-REKE-uh





## 2021-22 NORTH TEXAS WBB SEASON STATS



### 2021-22 North Texas Women's Basketball Team Game-by-Game All games

Page 1/1  
as of Nov 17, 2021

				Total		3-Pointers		Free throws		Rebounds										
Opponent	Date	Score		FG-FGA	PCT	3FG-3FGA	PCT	FT-FTA	PCT	OFF	DEF	TOT	AVG	PF	A	TO	BLK	STL	PTS	AVG
Science & Arts Okla.	11/09/2021	93-58	W	34-65	.523	8-25	.320	17-29	.586	17	34	51	51.0	14	13	18	3	9	93	93.0
Howard	11/11/2021	94-56	W	28-64	.438	14-26	.538	24-33	.727	14	36	50	50.5	16	20	19	5	9	94	93.5
at Missouri St.	11/14/2021	50-56	L	19-59	.322	1-11	.091	11-20	.550	17	32	49	50.0	18	12	24	1	4	50	79.0
Total		237		81-188	.431	23-62	.371	52-82	.634	48	102	150	50.0	48	45	61	9	22	237	79.0
Opponents		170		66-212	.311	12-65	.185	26-43	.605	50	76	126	42.0	71	29	56	12	36	170	56.7

### North Texas Averages

Games Played	Points/game	FG Pct	3FG Pct	FT Pct	Rebounds/game	Assists/game	Turnovers/game	Assist/Turnover ratio	Steals/game	Blocks/game
3	79.0	43.1	37.1	63.4	50.0	15.0	20.3	0.7	7.3	3.0



### 2021-22 North Texas Women's Basketball Opponents Game-by-Game All games

Page 1/1  
as of Nov 17, 2021

				Total		3-Pointers		Free throws		Rebounds											
Opponent	Date	Score		FG-FGA	PCT	3FG-3FGA	PCT	FT-FTA	PCT	OFF	DEF	TOT	AVG	PF	A	TO	BLK	STL	PTS	AVG	
Science & Arts Okla.	11/09/2021	93-58	W	23-69	.333	5-18	.278	7-11	.636	14	22	36	36.0	21	9	18	2	11	58	58.0	
Howard	11/11/2021	94-56	W	21-73	.288	4-25	.160	10-17	.588	18	27	45	40.5	27	11	21	6	11	56	57.0	
at Missouri St.	11/14/2021	50-56	L	22-70	.314	3-22	.136	9-15	.600	18	27	45	42.0	23	9	17	4	14	56	56.7	
Total		170		66-212	.311	12-65	.185	26-43	.605	50	76	126	42.0	71	29	56	12	36	170	56.7	
North Texas		237		81-188	.431	23-62	.371	52-82	.634	48	102	150	50.0	48	45	61	9	22	237	79.0	

### Opponents Averages

Games Played	Points/game	FG Pct	3FG Pct	FT Pct	Rebounds/game	Assists/game	Turnovers/game	Assist/Turnover ratio	Steals/game	Blocks/game
3	56.7	31.1	18.5	60.5	42.0	9.7	18.7	0.5	12.0	4.0

# 2021-22 NORTH TEXAS WBB SEASON HIGHS



## 2021-22 North Texas Women's Basketball Player Highs Analysis All games

Page 1/2  
as of Nov 17, 2021

### North Texas - Individual Game Highs

<b>POINTS</b>	25	Quincy Noble vs Howard (11/11/2021)
	17	Jazlon Jackson vs Howard (11/11/2021)
	16	Amber Dixon vs Science & Arts Okla. (11/09/2021)
	16	Tommisha Lampkin vs Science & Arts Okla. (11/09/2021)
	12	Aly Gamez vs Howard (11/11/2021)
<b>FIELD GOALS MADE</b>	8	Quincy Noble vs Howard (11/11/2021)
	6	Amber Dixon vs Science & Arts Okla. (11/09/2021)
<b>FIELD GOAL ATTEMPTS</b>	16	Jazlon Jackson at Missouri St. (11/14/2021)
	15	Quincy Noble at Missouri St. (11/14/2021)
<b>FIELD GOAL PERCENTAGE (min 5 made)</b>	.833 (5-6)	Tommisha Lampkin vs Science & Arts Okla. (11/09/2021)
	.750 (6-8)	Amber Dixon vs Science & Arts Okla. (11/09/2021)
<b>3 PT FG MADE</b>	5	Quincy Noble vs Howard (11/11/2021)
	3	Jazlon Jackson vs Howard (11/11/2021)
<b>3 PT FG ATTEMPTS</b>	7	Quincy Noble vs Howard (11/11/2021)
	6	Maddie Cleary vs Science & Arts Okla. (11/09/2021)
<b>3 PT FG PERCENTAGE (min 2 made)</b>	.750 (3-4)	Jazlon Jackson vs Howard (11/11/2021)
	.714 (5-7)	Quincy Noble vs Howard (11/11/2021)
<b>FREE THROWS MADE</b>	6	Tommisha Lampkin vs Science & Arts Okla. (11/09/2021)
	5	Aly Gamez vs Howard (11/11/2021)
<b>FREE THROW ATTEMPTS</b>	10	Tommisha Lampkin vs Science & Arts Okla. (11/09/2021)
	7	Tommisha Lampkin vs Howard (11/11/2021)
<b>FREE THROW PERCENTAGE (min 3 made)</b>	1.000 (5-5)	Aly Gamez vs Howard (11/11/2021)
	1.000 (4-4)	Quincy Noble vs Howard (11/11/2021)
<b>REBOUNDS</b>	9	Amber Dixon vs Science & Arts Okla. (11/09/2021)
	8	Madi Townley at Missouri St. (11/14/2021)
	8	Jazlon Jackson at Missouri St. (11/14/2021)
	8	Quincy Noble at Missouri St. (11/14/2021)
	8	Aly Gamez vs Howard (11/11/2021)
<b>ASSISTS</b>	8	Aly Gamez vs Howard (11/11/2021)
	4	Jazlon Jackson vs Howard (11/11/2021)
<b>STEALS</b>	2	Quincy Noble at Missouri St. (11/14/2021)
	2	Madi Townley vs Howard (11/11/2021)
	2	Kendall McGruder vs Howard (11/11/2021)
	2	Quincy Noble vs Science & Arts Okla. (11/09/2021)
	2	Aniyah Johnson vs Science & Arts Okla. (11/09/2021)
<b>BLOCKED SHOTS</b>	2	Tommisha Lampkin vs Howard (11/11/2021)
	1	Jazlon Jackson at Missouri St. (11/14/2021)
	1	Madi Townley vs Howard (11/11/2021)
	1	Quincy Noble vs Howard (11/11/2021)
	1	Aly Gamez vs Howard (11/11/2021)
	1	Maddie Cleary vs Science & Arts Okla. (11/09/2021)
	1	Jaylen Mallard vs Science & Arts Okla. (11/09/2021)
	1	Kendall McGruder vs Science & Arts Okla. (11/09/2021)
<b>TURNOVERS</b>	6	Aly Gamez at Missouri St. (11/14/2021)
	5	Madi Townley at Missouri St. (11/14/2021)
	5	Quincy Noble vs Howard (11/11/2021)
<b>FOULS</b>	4	Aly Gamez at Missouri St. (11/14/2021)
	4	Jaylen Mallard vs Howard (11/11/2021)



Official Basketball Box Score - Final  
**Science & Arts Okla. at North Texas**  
 11/09/21 Super Pit, Denton  
 2021-22 Women's Basketball

Game Time: 5:30 PM  
 Game Duration: 1:50  
 Attendance: 1,088

Officials: Jaclyn Watson, Tucker Furlow, Corey Malone

Science & Arts Okla. - 58

Record: 1-1

NO.	Name	Min	FG	3P	FT	Rebounds			Fouls		TP	AS	TO	ST	Blocks		+/-
			M-A	M-A	M-A	OR	DR	TOT	PF	FD					BS	BA	
2	Kaytlen Johnson	22:58	2-10	1-2	0-0	2	0	2	1	1	5	1	4	0	0	0	-23
3	Milagros Carrera	24:18	7-17	3-6	1-2	2	4	6	1	2	18	1	3	1	1	0	-14
4	Lucia Guerrero	26:04	2-9	1-3	0-0	2	1	3	2	3	5	1	3	1	1	1	-16
23	Jessica Palmer	22:13	3-4	0-0	0-0	3	2	5	4	1	6	1	1	3	0	0	-13
24	Zaria Dorsey	23:08	5-12	0-3	0-1	0	5	5	2	2	10	4	0	0	0	0	-9
15	Tori James	13:44	1-2	0-1	1-2	0	1	1	3	1	3	0	1	1	0	0	-10
32	Nahemiah Johnson	16:02	2-6	0-1	0-0	0	1	1	1	0	4	0	1	0	0	1	-22
22	Anna Lua Doring-Speranza	06:00	1-3	0-0	0-0	0	2	2	3	0	2	0	0	0	0	0	-9
10	Alex Miller	13:26	0-3	0-1	4-4	0	1	1	1	2	4	0	1	1	0	1	-9
33	Lainey Morrow	09:13	0-1	0-0	1-2	0	1	1	1	2	1	0	1	1	0	0	-12
13	Jordan Bloomfield	12:14	0-1	0-1	0-0	0	0	0	0	0	0	1	0	2	0	0	-16
34	Zhanice Crawford	05:57	0-0	0-0	0-0	0	0	0	2	0	0	0	0	0	0	0	-12
21	Alexia Corrales	04:43	0-1	0-0	0-0	0	0	0	0	0	0	0	1	1	0	0	-10
Team						5	4	9			0		2				
<b>Totals</b>			23-69	5-18	7-11	14	22	36	21	14	58	9	18	11	2	3	-35

Shooting By Period			
1 <sup>st</sup> FG%	6-19	31.6%	
3PT%	2-6	33.3%	
FT%	2-2	100%	
2 <sup>nd</sup> FG%	6-20	30.0%	
3PT%	1-4	25.0%	
FT%	1-2	50%	
3 <sup>rd</sup> FG%	5-16	31.3%	
3PT%	1-5	20.0%	
FT%	3-4	75%	
4 <sup>th</sup> FG%	6-14	42.9%	
3PT%	1-3	33.3%	
FT%	1-3	33.3%	
GM FG%	23-69	33.3%	
3PT%	5-18	27.8%	
FT%	7-11	63.6%	

Dead Ball Rebounds: 2, 0

Technical Fouls::NONE

North Texas - 93

Record: 1-0

NO.	Name	Min	FG	3P	FT	Rebounds			Fouls		TP	AS	TO	ST	Blocks		+/-
			M-A	M-A	M-A	OR	DR	TOT	PF	FD					BS	BA	
24	Tommisha Lampkin	F 17:24	5-6	0-0	6-10	1	4	5	2	6	16	0	0	1	0	0	23
41	Madi Townley	F 19:31	2-2	0-0	1-2	1	3	4	0	2	5	1	2	0	0	0	24
0	Quincy Noble	G 18:43	4-9	2-5	1-1	0	3	3	0	1	11	2	4	2	0	1	25
4	Jazion Jackson	G 19:54	4-9	1-3	1-1	0	3	3	2	2	10	3	1	1	0	0	19
22	Aly Gamez	G 19:36	3-4	1-1	0-0	0	5	5	0	1	7	2	1	0	0	0	25
20	Amber Dixon	20:46	6-8	1-2	3-4	3	6	9	2	2	16	3	3	1	0	0	30
5	Keira Neal	11:17	0-3	0-2	3-4	1	1	2	1	2	3	1	1	1	0	1	9
14	Maddie Cleary	11:52	1-6	1-6	1-2	1	1	2	2	1	4	0	1	0	1	0	0
21	Jaylen Mallard	15:37	4-6	0-0	1-3	3	2	5	1	2	9	0	0	0	1	0	16
10	Trena Mims	14:24	1-3	0-0	0-0	1	1	2	1	0	2	1	0	0	0	0	0
1	Kendall McGruder	09:31	0-2	0-2	0-0	0	1	1	1	1	0	0	3	0	1	0	-4
35	Aniyah Johnson	06:59	1-1	0-0	0-2	2	1	3	1	1	2	0	1	2	0	0	-4
11	Chloe Callahan	14:26	3-6	2-4	0-0	1	0	1	1	0	8	0	1	1	0	0	12
Team						3	3	6			0		0				
<b>Totals</b>			34-65	8-25	17-29	17	34	51	14	21	93	13	18	9	3	2	35

Shooting By Period			
1 <sup>st</sup> FG%	12-19	63.2%	
3PT%	5-7	71.4%	
FT%	4-8	50%	
2 <sup>nd</sup> FG%	8-12	66.7%	
3PT%	0-1	0.0%	
FT%	6-10	60%	
3 <sup>rd</sup> FG%	8-16	50.0%	
3PT%	1-8	12.5%	
FT%	5-7	71.4%	
4 <sup>th</sup> FG%	6-18	33.3%	
3PT%	2-9	22.2%	
FT%	2-4	50%	
GM FG%	34-65	52.3%	
3PT%	8-25	32.0%	
FT%	17-29	58.6%	

Dead Ball Rebounds: 4, 0

Technical Fouls::NONE

	SAO	UNT
Biggest lead	0 (1 <sup>st</sup> 10:00)	37 (4 <sup>th</sup> 6:18)
Best Scoring Run	9(4 <sup>th</sup> 4:05)	13(1 <sup>st</sup> 2:40)
Lead Changes	0	
Times Tied	0	
Time with Lead	00:00	39:35

Points from	SAO	UNT
Turnovers	19	22
Paint	30	48
Second Chance	13	16
Fast Breaks	0	14
Bench	14	44

Period by Period Scoring					
	1st	2nd	3rd	4th	TOT
SAO	16	14	14	14	58
UNT	33	22	22	16	93



## Howard at North Texas

11/11/21 Super Pit, Denton  
2021-22 Women's Basketball

Game Time: 6:30 PM

Game Duration: 2:05

Attendance: 1,285

Officials: Mark Zantz, Brian Garland, Ashley Birch

Howard - 56

Record: 0-2

NO.	Name		Min	FG	3P	FT	Rebounds			Fouls		TP	AS	TO	ST	Blocks		+/-
				M-A	M-A	M-A	OR	DR	TOT	PF	FD					BS	BA	
00	Anzhane' Hutton	F	26:25	5-12	0-1	1-1	2	5	7	4	3	11	2	2	1	1	0	-24
23	Vanessa Udoji	F	15:31	2-9	1-6	0-0	2	2	4	2	1	5	2	1	1	0	1	-11
24	Brooklyn Fort-Davis	F	16:59	1-7	0-1	0-0	1	2	3	5	1	2	0	3	2	0	1	-10
2	Iyanna Warren	G	34:35	7-14	1-3	4-6	2	1	3	3	4	19	4	8	3	0	1	-39
13	Gia Thorpe	G	28:24	2-7	0-2	2-4	1	1	2	3	2	6	1	1	2	0	1	-19
1	Destiny Howell		14:02	1-6	1-3	0-0	1	0	1	4	0	3	1	2	0	3	0	-6
32	Krislyn Marsh		18:27	0-2	0-0	2-4	3	4	7	5	2	2	0	0	0	1	0	-12
10	Nia Nelson		11:36	0-6	0-3	0-0	1	1	2	0	1	0	1	0	1	0	0	-19
22	Kaiya Creek		12:12	2-5	0-2	0-0	3	3	6	0	0	4	0	2	0	1	0	-23
33	Kaniyah Harris		10:15	0-0	0-0	1-2	0	2	2	1	2	1	0	0	1	0	0	-10
15	Aniya Wilson		02:22	0-2	0-1	0-0	0	0	0	0	0	0	0	0	0	0	1	-6
4	Nyla Cooper		07:38	1-3	1-3	0-0	1	1	2	0	0	3	0	2	0	0	0	-8
12	Amirah Allen		01:34	0-0	0-0	0-0	0	1	1	0	0	0	0	0	0	0	0	-3
Team							1	4	5			0		0				
<b>Totals</b>				21-73	4-25	10-17	18	27	45	27	16	56	11	21	11	6	5	-38

Shooting By Period			
1 <sup>st</sup> FG%	7-16	43.8%	
3PT%	2-5	40.0%	
FT%	2-2	100%	
2 <sup>nd</sup> FG%	5-14	35.7%	
3PT%	0-5	0.0%	
FT%	3-6	50%	
3 <sup>rd</sup> FG%	6-24	25.0%	
3PT%	1-7	14.3%	
FT%	4-7	57.1%	
4 <sup>th</sup> FG%	3-19	15.8%	
3PT%	1-8	12.5%	
FT%	1-2	50%	
GM FG%	21-73	28.8%	
3PT%	4-25	16.0%	
FT%	10-17	58.8%	

Dead Ball Rebounds: 5, 0

Technical Fouls::NONE

North Texas - 94

Record: 2-0

NO.	Name		Min	FG	3P	FT	Rebounds			Fouls		TP	AS	TO	ST	Blocks		+/-
				M-A	M-A	M-A	OR	DR	TOT	PF	FD					BS	BA	
24	Tommisha Lampkin	F	22:33	3-6	0-0	4-7	2	2	4	2	6	10	1	1	0	2	1	32
41	Madi Townley	F	20:39	2-7	0-0	1-3	2	4	6	0	5	5	1	4	2	1	1	16
0	Quincy Noble	G	25:42	8-12	5-7	4-4	0	3	3	1	2	25	1	5	1	1	1	17
4	Jazion Jackson	G	24:51	5-8	3-4	4-5	2	3	5	2	3	17	4	1	1	0	0	24
22	Aly Gamez	G	29:48	3-8	1-4	5-5	1	7	8	2	3	12	8	4	0	1	1	21
20	Amber Dixon		12:56	1-3	1-2	2-2	0	4	4	2	3	5	1	1	1	0	0	17
21	Jaylen Mallard		13:27	2-5	0-0	2-5	2	1	3	4	3	6	0	0	1	0	1	5
5	Keira Neal		13:49	1-2	1-1	2-2	0	3	3	0	1	5	2	1	1	0	1	25
10	Trena Mims		12:27	0-3	0-0	0-0	0	2	2	1	1	0	2	1	0	0	0	10
35	Aniyah Johnson		04:00	0-1	0-0	0-0	0	0	0	1	0	0	0	0	0	0	0	1
11	Chloe Callahan		10:00	1-2	1-2	0-0	2	0	2	1	0	3	0	1	0	0	0	14
1	Kendall McGruder		05:25	2-6	2-5	0-0	0	0	0	0	0	6	0	0	2	0	0	4
14	Maddie Cleary		04:23	0-1	0-1	0-0	0	1	1	0	0	0	0	0	0	0	0	4
Team							3	6	9			0		0				
<b>Totals</b>				28-64	14-26	24-33	14	36	50	16	27	94	20	19	9	5	6	38

Shooting By Period			
1 <sup>st</sup> FG%	10-14	71.4%	
3PT%	3-6	50.0%	
FT%	10-11	90.9%	
2 <sup>nd</sup> FG%	5-17	29.4%	
3PT%	4-5	80.0%	
FT%	6-8	75%	
3 <sup>rd</sup> FG%	6-13	46.2%	
3PT%	4-4	100.0%	
FT%	3-7	42.9%	
4 <sup>th</sup> FG%	7-20	35.0%	
3PT%	3-11	27.3%	
FT%	5-7	71.4%	
GM FG%	28-64	43.8%	
3PT%	14-26	53.8%	
FT%	24-33	72.7%	

Dead Ball Rebounds: 4, 0

Technical Fouls::NONE

	HOW	UNT
Biggest lead	2 (1 <sup>st</sup> 9:56)	38 (4 <sup>th</sup> 0:58)
Best Scoring Run	9(3 <sup>rd</sup> 5:10)	15(1 <sup>st</sup> 0:12)
Lead Changes	1	
Times Tied	1	
Time with Lead	00:17	38:51

Points from	HOW	UNT
Turnovers	20	17
Paint	24	22
Second Chance	11	13
Fast Breaks	17	16
Bench	13	25

Period by Period Scoring					
	1st	2nd	3rd	4th	TOT
HOW	18	13	17	8	56
UNT	33	20	19	22	94





Official Basketball Box Score - Final  
**North Texas at Missouri St.**  
 11/14/21 JQH Arena, Springfield  
 2021-22 Women's Basketball

Game Time: 1:00 PM  
 Game Duration: 2:01  
 Attendance: 2,575

Officials: Michelle Kramer, Marcus Clayton, Rachael Rayford

North Texas - 50

Record: 2-1

NO. Name			Min	FG	3P	FT	Rebounds			Fouls		TP	AS	TO	ST	Blocks		+/-
				M-A	M-A	M-A	OR	DR	TOT	PF	FD					BS	BA	
24	Tommisha Lampkin	F	16:29	2-5	0-0	2-6	1	4	5	2	3	6	0	3	0	0	0	-8
41	Madi Townley	F	30:37	5-10	0-0	1-2	5	3	8	2	4	11	3	5	0	0	0	-5
0	Quincy Noble	G	37:14	3-15	0-4	2-2	4	4	8	3	3	8	1	2	2	0	2	-8
4	Jazion Jackson	G	32:31	5-16	1-4	0-0	2	6	8	2	1	11	3	4	1	1	0	-6
22	Aly Gamez	G	37:31	2-6	0-1	2-3	0	7	7	4	4	6	3	6	1	0	1	-1
21	Jaylen Mallard		25:33	2-4	0-0	4-5	1	3	4	3	6	8	0	0	0	0	0	3
20	Amber Dixon		14:20	0-2	0-2	0-0	0	0	0	0	1	0	2	2	0	0	0	-1
5	Keira Neal		02:55	0-0	0-0	0-0	0	0	0	0	0	0	0	2	0	0	0	0
10	Trena Mims		01:44	0-1	0-0	0-2	0	0	0	0	1	0	0	0	0	0	1	-4
1	Kendall McGruder		01:06	0-0	0-0	0-0	0	0	0	2	0	0	0	0	0	0	0	0
Team							4	5	9			0		0				
Totals				19-59	1-11	11-20	17	32	49	18	23	50	12	24	4	1	4	-6

Technical Fouls::NONE

Shooting By Period			
1 <sup>st</sup>	FG%	4-17	23.5%
	3PT%	1-5	20.0%
	FT%	5-8	62.5%
2 <sup>nd</sup>	FG%	8-12	66.7%
	3PT%	0-2	0.0%
	FT%	0-0	0%
3 <sup>rd</sup>	FG%	4-14	28.6%
	3PT%	0-3	0.0%
	FT%	3-8	37.5%
4 <sup>th</sup>	FG%	3-16	18.8%
	3PT%	0-1	0.0%
	FT%	3-4	75%
GM	FG%	19-59	32.2%
	3PT%	1-11	9.1%
	FT%	11-20	55.0%

Dead Ball Rebounds: 4, 1

Missouri St. - 56

Record: 2-0

NO.	Name		Min	FG	3P	FT	Rebounds			Fouls		TP	AS	TO	ST	Blocks		+/-
				M-A	M-A	M-A	OR	DR	TOT	PF	FD					BS	BA	
4	Abby Hipp	F	19:02	4-7	1-3	0-0	4	2	6	5	0	9	1	4	1	0	0	10
32	Jasmine Franklin	F	31:27	4-10	0-0	5-6	5	10	15	4	7	13	1	3	3	2	0	17
11	Brice Calip	G	31:56	3-12	0-2	0-1	1	2	3	2	2	6	3	1	3	0	1	10
21	Sydney Wilson	G	23:05	2-8	0-5	1-4	0	2	2	2	3	5	1	0	2	0	0	6
23	Mya Bhinhar	G	32:21	3-8	2-5	1-2	2	5	7	1	4	9	3	2	3	0	0	12
0	Abigayle Jackson		25:05	0-7	0-2	0-0	1	2	3	4	1	0	0	1	1	2	0	-9
14	Mariah White		14:53	4-11	0-1	2-2	3	0	3	4	1	10	0	2	0	0	0	-10
22	Paige Rocca		17:04	2-7	0-4	0-0	2	1	3	1	0	4	0	2	1	0	0	-4
13	Ifunanya Nwachukwu		03:08	0-0	0-0	0-0	0	0	0	0	0	0	0	0	0	0	0	-4
20	Isabelle Delarue		01:59	0-0	0-0	0-0	0	0	0	0	0	0	0	0	0	0	0	2
Team							0	3	3			0		2				
Totals				22-70	3-22	9-15	18	27	45	23	18	56	9	17	14	4	1	6

Technical Fouls::NONE

Shooting By Period			
1 <sup>st</sup>	FG%	8-16	50.0%
	3PT%	2-6	33.3%
	FT%	2-2	100%
2 <sup>nd</sup>	FG%	4-18	22.2%
	3PT%	0-6	0.0%
	FT%	0-0	0%
3 <sup>rd</sup>	FG%	6-20	30.0%
	3PT%	1-4	25.0%
	FT%	5-8	62.5%
4 <sup>th</sup>	FG%	4-16	25.0%
	3PT%	0-6	0.0%
	FT%	2-5	40%
GM	FG%	22-70	31.4%
	3PT%	3-22	13.6%
	FT%	9-15	60.0%

Dead Ball Rebounds: 3, 1

	UNT	MSU
Biggest lead	4 (2 <sup>nd</sup> 0:28)	10 (3 <sup>rd</sup> 2:55)
Best Scoring Run	8 (2 <sup>nd</sup> 2:57)	11 (3 <sup>rd</sup> 2:55)
Lead Changes	8	
Times Tied	5	
Time with Lead	03:47	33:26

Points from	UNT	MSU
Turnovers	9	17
Paint	24	36
Second Chance	14	10
Fast Breaks	8	17
Bench	8	14

Period by Period Scoring					
	1st	2nd	3rd	4th	TOT
UNT	14	16	11	9	50
MSU	20	8	18	10	56



# COACHES

↳ Head Coach



## Jalie Mitchell

Head Coach

Seventh Year  
(North Texas '02)

Jalie Mitchell has vastly improved Mean Green women's basketball since her return to Denton in 2015 when she was chosen to lead her alma mater. The team has improved upon the program's previous record nearly every year under Mitchell while setting several school records and program firsts.

North Texas is coming off a record-breaking season in 2020-21 that included the best conference start in program history (5-0), the highest Conference USA win total ever (10), the greatest winning percentage in 15 seasons (65.0), the top scoring average in 19 years (69.3) and a double-digit league win tally for the sixth time in 38 years. She also was able to help Quincy Noble receive First Team C-USA honors. Noble is the second to ever do so at UNT.

The 2019-20 season may have been cut short, but North Texas women's basketball was still able to put up some impressive numbers and execute notable performances. The Mean Green consistently ranked in top 25 nationally in total rebounds, rebounds per game and offensive rebounds per game and had the only duo (Anisha George and Charlene Shepherd) in the nation to collect at least 23 rebounds in a single contest.

The 114 points scored against Texas A&M-Texarkana were the highest total recorded by a Conference USA team and 13th most points scored in Division I, while the 46 field goals were fifth best in DI and the 63 rebounds were 11th. The team put up 2,033 total points for the ninth-best performance in program history and concluded the season ranking second in C-USA in offensive rebounds (14.3), third in steals (8.7) and fourth in scoring defense (62.7). George was selected Second Team All-Conference by leading C-USA in field goal accuracy and was fifth in the nation at shooting over 64 percent.

North Texas women's basketball made history in 2018-19 during Mitchell's fourth season with several program firsts, including the program's only nonconference postseason win in a 56-42 victory over UTRGV during the opening round of the Women's Basketball Invitational. The Mean Green had advanced past the conference tournament in three seasons previously, 1985-86, 2000-01, and 2001-02, but had never pulled out a win until the defeat of UTRGV March 20.

Under Mitchell's guidance, Terriell Bradley is the only Mean Green player to receive C-USA First Team honors (2017-18 and 2018-19) after finishing last season with averages of 15.8 points, 4.1 rebounds and 1.8 assists. Bradley finished her career as the fifth-leading scorer in program history with 1,467 points and is number one in the charts in free throws with 417 and fifth in 3-pointers with 138.

George was also recognized by the league as an All-Defensive Team selection after pulling an average of 6.9 rebounds per contest and tallying 29 blocks on the season.

In 2017-18, Mitchell led North Texas to its most wins in 12 years and best finish in a conference tournament in 16 years.

The Mean Green owned one of the nation's top defenses, holding opponents to an average of just 56.2 points per game, the 15th-best mark in the country and the greatest in program history. They finished with a 17-14 record to achieve their first winning season in 12 years. In the Conference USA Tournament, UNT reached the semifinals for the first time since Mitchell's senior season in Denton in 2001-02.

The Mean Green defeated Charlotte twice, a program they had never beaten previously, and in the C-USA quarterfinals they defeated Louisiana Tech for the first time in school history.

In her third season, Mitchell guided Bradley to an all-conference first-team honor, the program's first in nine years and just its third in 15 seasons. In addition, freshman Lauren Holmes was named to the conference's all-freshman team.

North Texas posted a program-best 3.33 grade-point average, and recruited two NJCAA All-Americans, one more than it had recruited in its 41-year history.

In 2016-17, the Mean Green improved on their overall record by a game. They won eight Conference USA games, the most since they joined the conference in 2013-14, and defeated UTEP in El Paso for the first time in program history. UNT reached the quarterfinals of the C-USA Tournament for the first time.

In May of 2015, Mitchell became the Mean Green's eighth head coach and took what she described as her "dream job."

Mitchell took over a program that won five games the previous season. For her first career win as a head coach, the Mean Green beat the No. 17 ranked Oklahoma Sooners in Oklahoma.

It was the first time a Mean Green team had defeated a ranked opponent.

North Texas had a noticeable increase in offense in her first season as the Mean Green improved their field goal percentage by 7.23% — the largest improvement in the country. It was also the sixth-highest shooting percentage in North Texas history.

Mitchell had two stints as an assistant coach at UNT, including one-year under current Texas head coach Karen Aston. She was instrumental in the recruiting of eventual top-10 WNBA draft pick

### Mitchell Quick Facts

Alma Mater: North Texas '02  
UNT Record: 85-95 (Seventh season)  
All-Time Record: 85-95 (Seventh season)  
Non-Conference: 39-34  
C-USA Record: 42-58  
Home Record: 49-38  
Away Record: 27-46  
Neutral Record: 9-10  
Overtime Record: 7-3  
vs. Power Five: 2-10

### Mitchell Coaching Experience

Year	School	Position
2015-Pres.	North Texas	Head Coach
2012-15	Texas	Asst. Coach
2011-12	North Texas	Asst. Coach
2010-11	UNC-Wilmington	Asst. Coach
2008-10	North Texas	Asst. Coach

### Mitchell Playing Experience 1998-2002 North Texas

- \* Mean Green's all-time leading scorer
- \* Four-year all-conference player
- \* Winningest senior class in program history
- \* 2002 Sun Belt Conference Player of the Year
- \* Back-to-Back WNIT appearances (2001-02)

### Career Accolades

- \* Had her number (44) retired at North Texas
- \* Inducted into the North Texas Athletics Hall of Fame in 2007
- \* Inducted into the Duncanville ISD Athletic Hall of Honor in October of 2015

In her three seasons at Texas, the team combined for a 60-41 record. The Longhorns made the NCAA Tournament the last two seasons, including a Sweet 16 appearance in 2015, their first since 2008.

Mitchell began her collegiate coaching career in 2008 as an assistant with the Mean Green under Shanice Stephens. Mitchell spent two seasons at North Texas with Stephens before taking on the same position at UNC-Wilmington for the 2010-11 season. Mitchell helped the Seahawks finish with a 24-9 record and reach the second round of the WNIT, both program bests.

Mitchell played at North Texas from 1998-2002 and was a four-time all-conference selection and the 2002 Sun Belt Player of the Year after averaging 19.4 points per game. She is the program's leading scorer with 1,764 points and her number 44 was retired on her senior night.

She is part of the winningest senior class in North Texas history, putting together a 77-39 record, including 42-4 at home. The Mean Green made back-to-back appearances to the WNIT in 2001 and 2002.

In 2007, Mitchell was inducted into the North Texas Athletic Hall of Fame along with teammate Rosalyn Reades.

In addition to the North Texas Athletics Hall of Fame, Mitchell was inducted into the Duncanville ISD Athletic Hall of Honor in October of 2015.



## Ciara Carl

Assoc. Head Coach

First Year  
(Point Loma Nazarene '05)

Carl comes to Denton from San Diego State where she was an assistant coach for the Aztec women's basketball team the past eight seasons. Carl directed the

Aztecs' scouting efforts, worked with the team's guards and recruited. Since Carl began serving on SDSU's coaching staff, the Aztecs have garnered at least one Mountain West honoree each season.

This past season the Aztecs earned the eighth seed in the Mountain West Tournament and tied for fifth in the league in 2019-20. In 2018-19, the team won 14 games and advanced to the semifinals of the conference tournament.

Carl assisted in the signing of back-to-back top-75 recruiting classes in 2017 and 2018. Prior to that, SDSU did not have a nationally ranked recruiting class since 2010-11.

Carl helped McKynzie Fort (2014-18) climb the scoring charts to become the Aztecs' third-leading scorer (1,708 points) in program history. Fort was a four-time all-Mountain West honoree and was named to the conference's all-defensive team twice. Carl was also instrumental in the development of Geena Gomez, who finished her career with a three-point field-goal percentage of .361 (115-319), the third best in school history.

During her one season at Metro State, Carl helped coach the Roadrunners to 21 victories and a spot in the NCAA Division II tournament, where they advanced to the second round. Under her tutelage, five Metro State players garnered All-Rocky Mountain Athletic Conference accolades, including Kristin Valencia, who was named the league's defensive player of the year. As a team, the Roadrunners led the RMAC in scoring defense (51.2 ppg) and limited opponents to a league-worst .350 field-goal percentage.

Carl also witnessed success during her tenure at Cal Poly Pomona from 2010-12, as the Broncos compiled a two-year mark of 47-14 (.770) and made a pair of NCAA DII tournament appearances, including a berth in the Elite Eight in 2011. During that season, Carl assisted in the development of senior guard Reyana Colson, who earned All-America honors after capturing the California Collegiate Athletic Association's Most Valuable Player award.

In 2019 Carl launched Unchained, a non-profit aimed to serve and inspire young people through love and passion while helping them visualize and realize the futures they desire. The organization uses basketball as a tool to teach leadership and character lessons while providing real life examples of people who have triumphed over challenging circumstances they faced as a young person.

As a collegian, Carl starred at point guard for Point Loma Nazarene, helping the Sea Lions compile an 83-27 overall record in her final three seasons. During that stretch, PLNU made three consecutive trips to the NAIA tournament, capped by a Final Four appearance in 2005. She still holds the school's career record with 647 assists and ranks second with 277 steals.

Carl received her undergraduate degree in exercise science from PLNU in 2005 and earned her Master of Science degree from California University (Pa.) in 2006 with an emphasis in performance enhancement and injury prevention. She later completed an internship at North Carolina State, working with the Wolfpack's strength and conditioning program.

A native of Los Angeles, Carl was raised in Cary, N.C., before graduating from Saint Mary's School in 2000. In addition to earning all-state honors in basketball as a senior, Carl also lettered in volleyball and golf during her prep career.



## Durmon Jennings

Assistant Coach

Second Year  
(Indianapolis '13)

Jennings came to Denton in 2020 following three seasons as the women's basketball associate head coach at Eastern New Mexico. Spearheaded by his

player development and recruiting, Jennings helped guide the Greyhounds to the second most wins in program history with an overall record of 22-9. ENMU advanced to the NCAA Division II South Central Region Championship Tournament for the third time ever and also posted a victory over No. 1 ranked and defending national champions Lubbock Christian during the regular season.

The Hounds compiled a 19-11 record during the 2018-19 season to secure a spot in the South Central Regional. ENMU went 14-6 in Lone Star Conference play to finish tied for third in the league while also setting the best home record in program history with a 12-1 mark inside Greyhound Arena.

Jennings joined ENMU's women's basketball program prior to the start of the 2017-18 campaign as the team compiled a record of 16-12 and a 12-8 mark in the LSC to finish in a tie for fourth in conference play.

Jennings previously served as the graduate assistant coach of the ENMU men's basketball program during the 2015-16 season and the fall semester of the 2016-17 season before becoming the volunteer assistant coach in January 2017.

Before coming to Eastern, Jennings served as a boys varsity and junior varsity coach at Durango High School in Las Vegas, Nevada, for two seasons. Jennings also served as a 17U coach for the Elite Youth Basketball League in the summer of 2015 and as a 15U coach for the Under Armour Association during the summer of 2014.

In 2013, Jennings served as an intern for the NBA Summer League as well as served as an intern for the Athletic Administration at the University of Nevada at Las Vegas (UNLV) for one year. Before moving to Las Vegas, the Indianapolis native coached back home as a high school girls basketball and track and field coach at Warren Central High School from 2011 to 2013. Jennings got his start in coaching at Manual High School in Indianapolis where he coached the varsity girls' basketball team during the 2010-11 season.


Jennings earned his bachelor's degree in Sports Management at the University of Indianapolis in 2013 after he transferred from Geneva College where he played on the men's basketball team during the 2007-08 season. Jennings earned his master's degree in Sports Administration from Eastern New Mexico University in 2016.





## COACHES

↳ Assistants & Support



### Kelby Jones

Assistant Coach

Second Year  
(North Texas '16)

Jones returned to Denton in 2020 after spending the past four seasons as a member of the Texas women's basketball staff, most recently serving as the program's

basketball analyst coordinator. His responsibilities focused on assisting with basketball philosophy development, game preparation and scouting, skill development and special-situation offensive study.

Before working with the Longhorns, Jones spent four years as Director of Managerial Operations as an undergraduate at UNT, beginning in 2012. He was the team's head manager and was promoted to the program's interim basketball operations director his senior year. Jones was responsible for film exchange, team travel, practice schedules, the scout team, equipment and assisted with on-campus recruiting. In 2015, he was nominated for the "Hardest Working Employee" award at the University of North Texas.

During the past four seasons as a member of the Texas staff, the Longhorns compiled a record of 95-37 (.720) for an average of 24 wins per season and earned three NCAA Tournament appearances, including a pair of NCAA Sweet 16 showings. Texas ranked within the top-25 nationally in rebounding margin in each of his four years, including three top-six national rankings in that category. Jones' contributions to Texas recruiting efforts resulted in two top-three national classes, according to espnW Hoop Gurlz and six McDonald's All-Americans.

In 2018-19, Jones served as the program's video coordinator where he oversaw video exchange and the breakdown of opponent and individual video scouting, along with on-campus recruiting and other duties. In his first two seasons, Jones was the program's graduate assistant. In that role, he managed the team's day-to-day equipment needs, coordinated scheduling for managers and practice players, assisted with game and opponent scouting, and was heavily involved in on-campus recruiting.

Jones earned his master's degree in physical education-teacher education from the University of Texas in May 2018. A native of Pottsboro, Texas, and a 2012 graduate of Pottsboro High School, Jones earned a bachelor's degree in kinesiology from UNT in May 2016.



### Brinee' Dancer

Director of Ops

Third Year  
(Southern Polytechnic St., 15)

Dancer came to Denton in August 2019 after two years at Tennessee State as the director of operations for women's basketball where she handled all

operational functions for the program.

Before TSU, Dancer served as a graduate assistant coach on the women's basketball staff at Mississippi Valley State where she coordinated travel, assisted with the budget, conducted video sessions and monitored study hall. She also helped with the development of All-SWAC First Team selection Ashley Beals.

Dancer worked with Lady Eagles Sports in Dallas for a year as the coordinator where she served as an advisor, organized travel and monitored the team. Dancer also spent time with the Summer Basketball Organization in Fort Worth as a DFW Elite Basketball Grassroots assistant coach.

Dancer was a member of the women's basketball team at Johnson C. Smith for two seasons before graduating from Southern Polytechnic State with a bachelor of science in business administration. She earned a master's degree in sports administration from Mississippi Valley State in August 2018.



### Matt Holt

Strength & Conditioning

First Year  
(Carroll '11)

Matt Holt joins North Texas as an Assistant Strength and Conditioning Coach to work with Mean Green women's basketball.

Holt comes to Denton from Milwaukee Athletics where he was the Director of Strength and Conditioning since 2017. He worked with men's basketball, volleyball, women's soccer, men's soccer, tennis and cross country.

Holt joined Milwaukee Athletics in 2014 as an Assistant Strength and Conditioning Coach. Prior to that, he was at Marquette University as an intern from 2013-2014. Holt also served as an intern with Milwaukee Athletics from 2011-2013, during which time he completed his master's degree in Kinesiology.

Holt has additional experience working as an intern for the Milwaukee Bucks and as a Strength and Conditioning Assistant with Carroll University Baseball. Additionally, Holt was the Head Wrestling Coach at Waukesha West High School and an assistant at New Berlin West/Eisenhower High Schools.

Holt graduated from Carroll University in 2011 with a degree in exercise science and currently holds his SCCC and CSCS certifications.





## PLAYERS

# #0

# Quincy Noble

## Guard

**R-Jr., 5-10**  
**McKinney, Texas**  
**New Mexico**



### Single Game Highs

Statistic	Value	
Points	30	at Louisiana 12/04/20
Rebounds	10	vs Marshall 02/26/21
Assists	4	vs UTSA 01/09/21, at Louisiana Tech 02/06/21
Steals	3	at Louisiana Tech 02/06/21, vs Southern Miss. 02/12/21
Blocks	2	vs Texas St. 11/09/18, at Rice 03/06/21
FG Made	11	at Louisiana 12/04/20
FG Attempts	23	vs Old Dominion 03/10/21
3FG Made	6	vs UTSA 01/08/21, at Louisiana Tech 02/06/21
3FG Attempts	13	vs Southern Miss. 02/13/21
FT Made	8	at Rice 03/06/21
FT Attempts	10	at UAB 01/02/21

### 2020-21

- Became the second ever player in program history to earn C-USA First Team honors
- Owns the seventh-highest single scoring season in program history at 17.9 points per game
- Played the second most minutes on the team with 33.4 per game
- Shot the highest free throw percentage on the team making 76.7% with a minimum of 40 attempts
- Garnered 84 rebounds, 38 assists, 21 steals, and eight blocks
- Started in all 20 games

### 2019-20

- Redshirted due to NCAA transfer rules

### 2018-19

- Appeared in 19 games for the Lobos averaging 1.9 points
- Shot over 90 percent from the free throw line
- Scored a career-high 10 points including a pair of 3-pointers versus Stephen F. Austin in 18 minutes of action Dec. 18

### High School

- Guided McKinney to bi-district championships in 2014-15 and 2017-18
- 6-6A district co-offensive player of the year as a senior
- Averaged 17.4 points, 1.8 assists, 5.5 rebounds and 2.6 steals
- Ranked as the No. 28 guard in the 2018 class by ESPNW
- Three-time academic all-district selection
- Played club basketball for Texas Elite

# PLAYERS



## ↳ 2021-22 Stats

Opponent	Date	GS	MIN	Total		3-Pointers		Free throws		Rebounds											
				FG-FGA	PCT	3FG-3FGA	PCT	FT-FTA	PCT	OFF	DEF	TOT	AVG	PF	A	TO	BLK	STL	PTS	AVG	
Science & Arts Okla.	11/09/2021	*	18:43	4-9	.444	2-5	.400	1-1	1.000	0	3	3	3.0	0	2	4	0	2	11	11.0	
Howard	11/11/2021	*	25:42	8-12	.667	5-7	.714	4-4	1.000	0	3	3	3.0	1	1	5	1	1	25	18.0	
at Missouri St.	11/14/2021	*	37:14	3-15	.200	0-4	.000	2-2	1.000	4	4	8	4.7	3	1	2	0	2	8	14.7	
Totals		3	81:39	15-36	.417	7-16	.438	7-7	1.000	4	10	14	4.7	4	4	11	1	5	44	14.7	

## Player Averages

Games Played	Minutes/game	Points/game	FG Pct	3FG Pct	FT Pct	Rebounds/game	Assists/game	Turnovers/game	Assist/Turnover ratio	Steals/game	Blocks/game
3	27.2	14.7	41.7	43.8	100.0	4.7	1.3	3.7	0.4	1.7	0.3

## ↳ Career Stats

				Field Goals		3-Point		F-Throws		Rebounds										Scoring	
SEASON	TEAM	GP-GS	MIN/AVG	FG-FGA	FG%	3FG-3FGA	3FG%	FT-FTA	FT%	OFF	DEF	TOT	AVG	PF-FO	A	TO	BLK	STL	PTS	AVG	
2018-19	UNM	19-0	101/5.3	10-29	.345	6-19	.316	10-11	.909	4	7	11	0.6	16-0	0	7	2	8	36	1.9	
2020-21	UNT	20-20	668/33.4	124-295	.420	54-144	.375	56-73	.767	18	66	84	4.2	41-0	38	57	8	21	358	17.9	
2021-22	UNT	3-3	82/27.2	15-36	.417	7-16	.438	7-7	1.000	4	10	14	4.7	4-0	4	11	1	5	44	14.7	
TOTAL FOR UNT		23-23	750/32.6	139-331	.420	61-160	.381	63-80	.788	22	76	98	4.3	45-0	42	68	9	26	402	17.5	
TOTAL		42-23	850/20.2	149-360	.414	67-179	.374	73-91	.802	26	83	109	2.6	61-0	42	75	11	34	438	10.4	



## PLAYERS

# #1

# Kendall McGruder

**Guard**

**Fr, 5-9**  
**Grand Prairie, TX**  
**South Grand Prairie**



### Single Game Highs

Statistic	Value	
Points	6	vs Howard 11/11/21
Rebounds	1	vs Science & Arts Okla. 11/09/21
Steals	2	vs Howard 11/11/21
Blocks	1	vs Science & Arts Okla. 11/09/21
FG Made	2	vs Howard 11/11/21
FG Attempts	6	vs Howard 11/11/21
3FG Made	2	vs Howard 11/11/21
3FG Attempts	5	vs Howard 11/11/21

### High School

- 2019-2020 7-6A All District First Team
- Class of 2021 Premier Basketball Player Ranking #32
- 2019-2020 UIL 6A Region 1 Girls All-Region Team
- A/B Student & Honor Roll

# PLAYERS



## ↳ 2021-22 Stats

				Total		3-Pointers		Free throws		Rebounds											
Opponent	Date	GS	MIN	FG-FGA	PCT	3FG-3FGA	PCT	FT-FTA	PCT	OFF	DEF	TOT	AVG	PF	A	TO	BLK	STL	PTS	AVG	
Science & Arts Okla.	11/09/2021		09:31	0-2	.000	0-2	.000	0-0	.000	0	1	1	1.0	1	0	3	1	0	0	0.0	
Howard	11/11/2021		05:25	2-6	.333	2-5	.400	0-0	.000	0	0	0	0.5	0	0	0	0	2	6	3.0	
at Missouri St.	11/14/2021		01:06	0-0	.000	0-0	.000	0-0	.000	0	0	0	0.3	2	0	0	0	0	0	2.0	
Totals		0	16:02	2-8	.250	2-7	.286	0-0	.000	0	1	1	0.3	3	0	3	1	2	6	2.0	

## Player Averages

Games Played	Minutes/game	Points/game	FG Pct	3FG Pct	FT Pct	Rebounds/game	Assists/game	Turnovers/game	Assist/Turnover ratio	Steals/game	Blocks/game
3	5.3	2.0	25.0	28.6	0.0	0.3	0.0	1.0	0.0	0.7	0.3

## ↳ Career Stats

				Field Goals		3-Point		F-Throws		Rebounds										Scoring	
SEASON	TEAM	GP-GS	MIN/AVG	FG-FGA	FG%	3FG-3FGA	3FG%	FT-FTA	FT%	OFF	DEF	TOT	AVG	PF	FO	A	TO	BLK	STL	PTS	AVG
2021-22	UNT	3-0	16/5.3	2-8	.250	2-7	.286	0-0	.000	0	1	1	0.3	3	0	0	3	1	2	6	2.0
<b>TOTAL</b>		<b>3-0</b>	<b>16/5.3</b>	<b>2-8</b>	<b>.250</b>	<b>2-7</b>	<b>.286</b>	<b>0-0</b>	<b>.000</b>	<b>0</b>	<b>1</b>	<b>1</b>	<b>0.3</b>	<b>3</b>	<b>0</b>	<b>0</b>	<b>3</b>	<b>1</b>	<b>2</b>	<b>6</b>	<b>2.0</b>






## PLAYERS

# #4 Jazion Jackson

**Guard**

**Jr., 5-9  
Dallas, TX.  
Skyline**



### Single Game Highs

Statistic	Value	
Points	20	vs Rice 03/04/21
Rebounds	8	vs Alcorn 11/11/19, at Louisiana 12/04/20, at Missouri St. 11/14/21
Assists	8	vs Alcorn 11/11/19, at Marshall 02/29/20, vs UTSA 01/09/21
Steals	5	at Middle Tenn. 03/05/20
Blocks	2	vs Xavier (LA) 11/20/19, vs UTEP 03/07/20, vs Old Dominion 03/10/21
FG Made	8	vs Rice 03/04/21
FG Attempts	16	vs Texas 11/30/19, at Missouri St. 11/14/21
3FG Made	3	vs Howard 11/11/21
3FG Attempts	7	vs Mid-Amer. Christian 11/07/19
FT Made	6	vs UT Arlington 11/15/19, vs Marshall 02/26/21
FT Attempts	10	vs UT Arlington 11/15/19

### 2020-21

- Started and played in all 20 games last season
- Shot 70% from the charity stripe on 54 attempts
- She was +10 in assist to turnover ratio
- Scored the third most points on the team
- Captured 30 steals, a team-high

### 2019-20

- Played in all 31 contests with 22 starts
- Averaged 5.9 points, 3.1 rebounds, 2.1 assists and 1.1 steals
- Second on the team in assists with 64
- Scored a career-high 19 points at Old Dominion Feb. 15
- Totaled double-digit scoring in seven contests
- Dished out eight assists twice

### High School

- Averaged 13.9 points, 6.8 rebounds, 4.1 steals and 1.0 block as a senior
- TGCA All-State and TABC All-State selection
- 8-6A District MVP and First Team All-District
- 2019 Dallas Morning News 3rd Team All-Area
- McDonald's All-American Nominee
- TABC All-Star
- All-District Academic

# PLAYERS



## ↳ 2021-22 Stats

				Total		3-Pointers		Free throws		Rebounds										
Opponent	Date	GS	MIN	FG-FGA	PCT	3FG-3FGA	PCT	FT-FTA	PCT	OFF	DEF	TOT	AVG	PF	A	TO	BLK	STL	PTS	AVG
Science & Arts Okla.	11/09/2021	*	19:54	4-9	.444	1-3	.333	1-1	1.000	0	3	3	3.0	2	3	1	0	1	10	10.0
Howard	11/11/2021	*	24:51	5-8	.625	3-4	.750	4-5	.800	2	3	5	4.0	2	4	1	0	1	17	13.5
at Missouri St.	11/14/2021	*	32:31	5-16	.313	1-4	.250	0-0	.000	2	6	8	5.3	2	3	4	1	1	11	12.7
Totals		3	77:16	14-33	.424	5-11	.455	5-6	.833	4	12	16	5.3	6	10	6	1	3	38	12.7

## Player Averages

Games Played	Minutes/ game	Points/ game	FG Pct	3FG Pct	FT Pct	Rebounds/ game	Assists/ game	Turnovers/ game	Assist/Turnover ratio	Steals/ game	Blocks/ game
3	25.8	12.7	42.4	45.5	83.3	5.3	3.3	2.0	1.7	1.0	0.3

## ↳ Career Stats

				Field Goals		3-Point		F-Throws		Rebounds								Scoring		
SEASON	TEAM	GP-GS	MIN/AVG	FG-FGA	FG%	3FG-3FGA	3FG%	FT-FTA	FT%	OFF	DEF	TOT	AVG	PF-FO	A	TO	BLK	STL	PTS	AVG
2019-20	UNT	31-22	728/23.5	70-192	.365	2-29	.069	40-80	.500	33	62	95	3.1	45-0	64	85	6	33	182	5.9
2020-21	UNT	20-20	561/28.0	58-143	.406	17-57	.298	38-54	.704	38	50	88	4.4	43-1	58	48	5	30	171	8.6
2021-22	UNT	3-3	77/25.8	14-33	.424	5-11	.455	5-6	.833	4	12	16	5.3	6-0	10	6	1	3	38	12.7
TOTAL		54-45	1366/25.3	142-368	.386	24-97	.247	83-140	.593	75	124	199	3.7	94-1	132	139	12	66	391	7.2



## PLAYERS

# #5

# Keira Neal

## Point Guard

**R-So., 5-10**  
**Edmond, Okla.**  
**Santa Fe**



### Single Game Highs

Statistic	Value
Points	7 vs Rice 03/04/21
Rebounds	5 vs Old Dominion 03/10/21
Assists	3 at UAB 01/01/21
Steals	2 at UAB 01/02/21
Blocks	3 at UAB 01/01/21
FG Made	3 vs Rice 03/04/21
FG Attempts	6 vs Old Dominion 03/10/21
3FG Made	1 4 times
3FG Attempts	3 vs Old Dominion 03/10/21
FT Made	3 vs Old Dominion 03/10/21, vs Science & Arts Okla. 11/09/21
FT Attempts	4 at UAB 01/02/21, vs Old Dominion 03/10/21, vs Science & Arts Okla. 11/09/21

### 2020-21

- Saw spot time in 18 contests
- Averaged 9.7 minutes per game
- Netted a career high in points with seven at Rice
- Grabbed career bests in assists, blocks, rebounds, and steals at UAB

### 2019-20

- Redshirted

### High School

- COAC Defensive Player of the Year
- OGBCA All-State selection
- USA Team Oklahoma selection
- McDonald's All-American nominee
- Super 5 selection

# PLAYERS



## ↳ 2021-22 Stats

Opponent	Date	GS	MIN	Total		3-Pointers		Free throws		Rebounds										
				FG-FGA	PCT	3FG-3FGA	PCT	FT-FTA	PCT	OFF	DEF	TOT	AVG	PF	A	TO	BLK	STL	PTS	AVG
Science & Arts Okla.	11/09/2021		11:17	0-3	.000	0-2	.000	3-4	.750	1	1	2	2.0	1	1	1	0	1	3	3.0
Howard	11/11/2021		13:49	1-2	.500	1-1	1.000	2-2	1.000	0	3	3	2.5	0	2	1	0	1	5	4.0
at Missouri St.	11/14/2021		02:54	0-0	.000	0-0	.000	0-0	.000	0	0	0	1.7	0	0	2	0	0	0	2.7
<b>Totals</b>		<b>0</b>	<b>28:00</b>	<b>1-5</b>	<b>.200</b>	<b>1-3</b>	<b>.333</b>	<b>5-6</b>	<b>.833</b>	<b>1</b>	<b>4</b>	<b>5</b>	<b>1.7</b>	<b>1</b>	<b>3</b>	<b>4</b>	<b>0</b>	<b>2</b>	<b>8</b>	<b>2.7</b>

## Player Averages

Games Played	Minutes/ game	Points/ game	FG Pct	3FG Pct	FT Pct	Rebounds/ game	Assists/ game	Turnovers/ game	Assist/Turnover ratio	Steals/ game	Blocks/ game
3	9.3	2.7	20.0	33.3	83.3	1.7	1.0	1.3	0.8	0.7	0.0

## ↳ Career Stats

				Field Goals		3-Point		F-Throws		Rebounds				Scoring						
SEASON	TEAM	GP-GS	MIN/AVG	FG-FGA	FG%	3FG-3FGA	3FG%	FT-FTA	FT%	OFF	DEF	TOT	AVG	PF-FO	A	TO	BLK	STL	PTS	AVG
2020-21	UNT	18-0	174/9.7	11-45	.244	3-13	.231	5-12	.417	11	21	32	1.8	22-1	9	9	8	5	30	1.7
2021-22	UNT	3-0	28/9.3	1-5	.200	1-3	.333	5-6	.833	1	4	5	1.7	1-0	3	4	0	2	8	2.7
<b>TOTAL</b>		<b>21-0</b>	<b>202/9.6</b>	<b>12-50</b>	<b>.240</b>	<b>4-16</b>	<b>.250</b>	<b>10-18</b>	<b>.556</b>	<b>12</b>	<b>25</b>	<b>37</b>	<b>1.8</b>	<b>23-1</b>	<b>12</b>	<b>13</b>	<b>8</b>	<b>7</b>	<b>38</b>	<b>1.8</b>





## PLAYERS

# #10 Trena Mims

**Guard**

**Gr. 5-6  
Muskogee, Okla.  
Muskogee**



### Single Game Highs

Statistic	Value	
Points	19	vs Louisiana Tech 03/08/18
Rebounds	8	vs Mid-Amer. Christian 11/07/18, vs CSU Bakersfield 12/21/18
Assists	9	vs Houston Baptist 12/05/18
Steals	3	at Louisiana Tech 01/03/19, vs UAB 03/01/18, vs Tex. A&M-Texarkana 12/29/19
Blocks	2	vs CSU Bakersfield 12/21/18, vs Rice 03/14/19
FG Made	7	vs Texas 11/12/18, vs North Dakota St. 11/24/18
FG Attempts	16	vs Wyoming 11/23/18
3FG Made	3	at Marshall 02/07/19
3FG Attempts	8	vs Mid-Amer. Christian 11/07/19
FT Made	9	vs Louisiana Tech 03/08/18
FT Attempts	9	vs Tulsa 12/02/17, vs Louisiana Tech 03/08/18

### 2020-21

- Redshirt (medical)

### 2019-20

- Played in all 31 contests with 20 starts
- Averaged 3.6 points, 2.7 rebounds and 1.8 assists
- Posted a season-high 12 points at FIU Jan. 9
- Tied a career-high with three steals and had a season-high six assists versus Texas A&M-Texarkana

### 2018-19

- Averaged 5.5 points, 2.8 rebounds and 2.6 assists
- Scored a career-high 16 points against No. 11/8 Texas Nov. 12
- Dished out a career-best nine assists versus Houston Baptist Dec. 18
- Second on the team with 87 assists

### 2017-18

- Started 25 games, including the last 12
- Averaged 5.6 points and 3.0 rebounds
- Scored a season-high 19 points in the Conference USA Quarterfinal win over Louisiana Tech March 8
- Had a season-high seven assists versus UTEP Jan. 28
- Had 11 points and four assists versus Kansas State Nov. 19

### High School

- 2017 OGBCA All-State selectee
- 2017 Frontier Conference Offensive Player of the Year
- 2017 First Team All-Conference
- Vype Oklahoma Basketball Player of the Year Nominee as a senior
- Averaged 19.2 points per game as a senior
- Reached the state semifinals or finals in freshman, sophomore and junior seasons

# PLAYERS



## ↳ 2021-22 Stats

				Total		3-Pointers		Free throws		Rebounds											
Opponent	Date	GS	MIN	FG-FGA	PCT	3FG-3FGA	PCT	FT-FTA	PCT	OFF	DEF	TOT	AVG	PF	A	TO	BLK	STL	PTS	AVG	
Science & Arts Okla.	11/09/2021		14:24	1-3	.333	0-0	.000	0-0	.000	1	1	2	2.0	1	1	0	0	0	2	2.0	
Howard	11/11/2021		12:27	0-3	.000	0-0	.000	0-0	.000	0	2	2	2.0	1	2	1	0	0	0	1.0	
at Missouri St.	11/14/2021		01:44	0-1	.000	0-0	.000	0-2	.000	0	0	0	1.3	0	0	0	0	0	0	0.7	
Totals		0	28:35	1-7	.143	0-0	.000	0-2	.000	1	3	4	1.3	2	3	1	0	0	2	0.7	

## Player Averages

Games Played	Minutes/game	Points/game	FG Pct	3FG Pct	FT Pct	Rebounds/game	Assists/game	Turnovers/game	Assist/Turnover ratio	Steals/game	Blocks/game
3	9.5	0.7	14.3	0.0	0.0	1.3	1.0	0.3	3.0	0.0	0.0

## ↳ Career Stats

				Field Goals		3-Point		F-Throws		Rebounds									Scoring	
SEASON	TEAM	GP-GS	MIN/AVG	FG-FGA	FG%	3FG-3FGA	3FG%	FT-FTA	FT%	OFF	DEF	TOT	AVG	PF-FO	A	TO	BLK	STL	PTS	AVG
2017-18	UNT	31-25	850/27.4	68-186	.366	3-18	.167	34-53	.642	37	52	89	2.9	61-1	64	52	4	22	173	5.6
2018-19	UNT	34-16	782/23.0	78-225	.347	10-29	.345	22-40	.550	24	71	95	2.8	36-0	87	55	6	26	188	5.5
2019-20	UNT	31-20	854/27.5	42-143	.294	4-27	.148	24-41	.585	26	59	85	2.7	46-0	55	40	7	28	112	3.6
2021-22	UNT	3-0	29/9.5	1-7	.143	0-0	.000	0-2	.000	1	3	4	1.3	2-0	3	1	0	0	2	0.7
TOTAL		99-61	2515/25.4	189-561	.337	17-74	.230	80-136	.588	88	185	273	2.8	145-1	209	148	17	76	475	4.8



## PLAYERS

# #11

# Chloe Callahan

**Guard**

**Fr., 5-9  
Canyon, TX.  
Canyon**



### Single Game Highs

Statistic	Value	
Points	8	vs Science & Arts Okla. 11/09/21
Rebounds	2	vs Howard 11/11/21
Steals	1	vs Science & Arts Okla. 11/09/21
FG Made	3	vs Science & Arts Okla. 11/09/21
FG Attempts	6	vs Science & Arts Okla. 11/09/21
3FG Made	2	vs Science & Arts Okla. 11/09/21
3FG Attempts	4	vs Science & Arts Okla. 11/09/21

### 2021-22

- Saw her first action in the exhibition victory over Texas Woman's University

### High School

- 2019-2020 Co-Offensive Player of District 3-4A
- 2020 Texas Girls Coaches Association
- Class 4A All-State Recognition Class of 2021 Premier Basketball Player Ranking #42
- 2019-2020 UIL 4A Region 1 All-Region Team
- 2019-2020 UIL 4A All-State Team
- A/B Student & Honor Roll

# PLAYERS



## ↳ 2021-22 Stats

Opponent	Date	GS	MIN	Total		3-Pointers		Free throws		Rebounds										
				FG-FGA	PCT	3FG-3FGA	PCT	FT-FTA	PCT	OFF	DEF	TOT	AVG	PF	A	TO	BLK	STL	PTS	AVG
Science & Arts Okla.	11/09/2021		14:26	3-6	.500	2-4	.500	0-0	.000	1	0	1	1.0	1	0	1	0	1	8	8.0
Howard	11/11/2021		10:00	1-2	.500	1-2	.500	0-0	.000	2	0	2	1.5	1	0	1	0	0	3	5.5
<b>Totals</b>		<b>0</b>	<b>24:26</b>	<b>4-8</b>	<b>.500</b>	<b>3-6</b>	<b>.500</b>	<b>0-0</b>	<b>.000</b>	<b>3</b>	<b>0</b>	<b>3</b>	<b>1.5</b>	<b>2</b>	<b>0</b>	<b>2</b>	<b>0</b>	<b>1</b>	<b>11</b>	<b>5.5</b>

## Player Averages

Games Played	Minutes/game	Points/game	FG Pct	3FG Pct	FT Pct	Rebounds/game	Assists/game	Turnovers/game	Assist/Turnover ratio	Steals/game	Blocks/game
2	12.2	5.5	50.0	50.0	0.0	1.5	0.0	1.0	0.0	0.5	0.0

## ↳ Career Stats

				Field Goals		3-Point		F-Throws		Rebounds									Scoring	
SEASON	TEAM	GP-GS	MIN/AVG	FG-FGA	FG%	3FG-3FGA	3FG%	FT-FTA	FT%	OFF	DEF	TOT	AVG	PF-FO	A	TO	BLK	STL	PTS	AVG
2021-22	UNT	2-0	24/12.2	4-8	.500	3-6	.500	0-0	.000	3	0	3	1.5	2-0	0	2	0	1	11	5.5
TOTAL		2-0	24/12.2	4-8	.500	3-6	.500	0-0	.000	3	0	3	1.5	2-0	0	2	0	1	11	5.5





## PLAYERS

# #14

# Maddie Cleary

## Guard

**So., 5-10**  
**Prosper, Texas**  
**Prosper**



### Single Game Highs

Statistic	Value	
Points	5	vs Tarleton St. 11/25/20, vs UTSA 01/08/21
Rebounds	2	vs Science & Arts Okla. 11/09/21
Assists	1	vs UTSA 01/08/21
Steals	1	vs UTSA 01/09/21
Blocks	1	vs Science & Arts Okla. 11/09/21
FG Made	2	vs Tarleton St. 11/25/20, vs UTSA 01/08/21
FG Attempts	6	vs Science & Arts Okla. 11/09/21
3FG Made	1	5 times
3FG Attempts	6	vs Science & Arts Okla. 11/09/21
FT Made	1	vs Science & Arts Okla. 11/09/21
FT Attempts	2	vs Science & Arts Okla. 11/09/21

### 2020-21

- Played in 10 games her freshman year
- Scored five points on two occasions, which is a career best

### High School

- Averaged 15 points, six rebounds and two assists
- Two-time All-District
- District Offensive MVP
- Three-time Academic All-District
- Academic All-State

# PLAYERS



## ↳ 2021-22 Stats

				Total		3-Pointers		Free throws		Rebounds											
Opponent	Date	GS	MIN	FG-FGA	PCT	3FG-3FGA	PCT	FT-FTA	PCT	OFF	DEF	TOT	AVG	PF	A	TO	BLK	STL	PTS	AVG	
Science & Arts Okla.	11/09/2021		11:52	1-6	.167	1-6	.167	1-2	.500	1	1	2	2.0	2	0	1	1	0	4	4.0	
Howard	11/11/2021		04:23	0-1	.000	0-1	.000	0-0	.000	0	1	1	1.5	0	0	0	0	0	0	2.0	
Totals		0	16:15	1-7	.143	1-7	.143	1-2	.500	1	2	3	1.5	2	0	1	1	0	4	2.0	

## Player Averages

Games Played	Minutes/ game	Points/ game	FG Pct	3FG Pct	FT Pct	Rebounds/ game	Assists/ game	Turnovers/ game	Assist/Turnover ratio	Steals/ game	Blocks/ game
2	8.1	2.0	14.3	14.3	50.0	1.5	0.0	0.5	0.0	0.0	0.5

## ↳ Career Stats

				Field Goals		3-Point		F-Throws		Rebounds										Scoring	
SEASON	TEAM	GP-GS	MIN/AVG	FG-FGA	FG%	3FG-3FGA	3FG%	FT-FTA	FT%	OFF	DEF	TOT	AVG	PF-FO	A	TO	BLK	STL	PTS	AVG	
2020-21	UNT	10-0	56/5.6	6-17	.353	4-14	.286	0-0	.000	2	0	2	0.2	5-0	1	3	0	1	16	1.6	
2021-22	UNT	2-0	16/8.1	1-7	.143	1-7	.143	1-2	.500	1	2	3	1.5	2-0	0	1	1	0	4	2.0	
TOTAL		12-0	73/6.1	7-24	.292	5-21	.238	1-2	.500	3	2	5	0.4	7-0	1	4	1	1	20	1.7	



## PLAYERS

# #20 Amber Dixon

**Guard**

**Gr., 5-10  
Arlington, Texas  
LA Tech**



### Single Game Highs

Statistic	Value	
Points	26	at North Texas 01/18/20
Rebounds	12	at Marshall 01/02/21
Assists	11	vs Southern Miss. 01/28/21
Steals	4	5 times
Blocks	2	6 times
FG Made	8	at North Texas 01/18/20, at UAB 02/12/21
FG Attempts	18	at Fla. Atlantic 02/15/20, at North Texas 01/18/20
3FG Made	3	vs Loyola (LA) 11/26/19, vs Marshall 02/08/20
3FG Attempts	7	vs Marshall 02/08/20
FT Made	10	at North Texas 01/18/20, vs Rice 02/29/20
FT Attempts	15	at North Texas 01/18/20

### 2020-21

- Dixon averaged 9.8 points, 6.5 rebounds, 3.1 assists and 1.5 steals for the Lady Techsters
- Registered three double-doubles, scored in double figures a dozen times, and had five games of 10 or more rebounds last season
- The Mean Green and LA Tech split last season's series as Dixon recorded 29 points, 10 rebounds, five assists and three steals in the two meetings
- Throughout her four years in Ruston, the 5-10 guard compiled 895 points, 394 rebounds and 334 assists

### 2019-20

- Started all 20 games, only one of two players to start every game
- Averaged 12.1 points, 3.6 boards, 3.0 assists, and 1.5 steals per game
- Shot 76% percent from the charity stripe
- Scored a career-high 26 points at North Texas in a loss
- Put up double figures 21 times

### 2018-19

- Saw action in 29 games, making 18 starts
- Averaged 7.1 points, 2.5 rebounds, 2.8 assists and 1.0 steal per game
- Totaled a team-high 83 helpers

### 2017-18

- Saw action in 31 games but started in eight of them
- Averaged 2.9 points. 1.9 boards, 2.9 dimes per game

### High School

- As a senior at Summit High School, Dixon was named the District 10-5A Offensive Player of the Year
- TABC All-Region
- TGCA All-State while leading the team to a 26-8 record.

# PLAYERS



## ↳ 2021-22 Stats

				Total		3-Pointers		Free throws		Rebounds										
Opponent	Date	GS	MIN	FG-FGA	PCT	3FG-3FGA	PCT	FT-FTA	PCT	OFF	DEF	TOT	AVG	PF	A	TO	BLK	STL	PTS	AVG
Science & Arts Okla.	11/09/2021		20:46	6-8	.750	1-2	.500	3-4	.750	3	6	9	9.0	2	3	3	0	1	16	16.0
Howard	11/11/2021		12:56	1-3	.333	1-2	.500	2-2	1.000	0	4	4	6.5	2	1	1	0	1	5	10.5
at Missouri St.	11/14/2021		14:20	0-2	.000	0-2	.000	0-0	.000	0	0	0	4.3	0	2	2	0	0	0	7.0
Totals		0	48:02	7-13	.538	2-6	.333	5-6	.833	3	10	13	4.3	4	6	6	0	2	21	7.0

## Player Averages

Games Played	Minutes/game	Points/game	FG Pct	3FG Pct	FT Pct	Rebounds/game	Assists/game	Turnovers/game	Assist/Turnover ratio	Steals/game	Blocks/game
3	16.0	7.0	53.8	33.3	83.3	4.3	2.0	2.0	1.0	0.7	0.0

## ↳ Career Stats

				Field Goals		3-Point		F-Throws		Rebounds									Scoring	
SEASON	TEAM	GP-GS	MIN/AVG	FG-FGA	FG%	3FG-3FGA	3FG%	FT-FTA	FT%	OFF	DEF	TOT	AVG	PF-FO	A	TO	BLK	STL	PTS	AVG
2017-18	LATech	31-8	489/15.8	28-88	.318	6-25	.240	29-55	.527	16	43	59	1.9	63-2	87	67	3	21	91	2.9
2018-19	LATech	29-18	632/21.8	65-165	.394	14-42	.333	61-84	.726	22	51	73	2.5	54-0	83	73	8	30	205	7.1
2019-20	LATech	30-30	944/31.5	114-289	.394	19-74	.257	116-152	.763	23	84	107	3.6	77-4	89	101	11	46	363	12.1
2020-21	LATech	24-23	755/31.5	84-184	.457	11-38	.289	57-77	.740	33	122	155	6.5	47-0	75	75	8	35	236	9.8
2021-22	UNT	3-0	48/16.0	7-13	.538	2-6	.333	5-6	.833	3	10	13	4.3	4-0	6	6	0	2	21	7.0
TOTAL FOR UNT		3-0	48/16.0	7-13	.538	2-6	.333	5-6	.833	3	10	13	4.3	4-0	6	6	0	2	21	7.0
TOTAL		117-79	2868/24.5	298-739	.403	52-185	.281	268-374	.717	97	310	407	3.5	245-6	340	322	30	134	916	7.8





## PLAYERS

# #21

# Jaylen Mallard

## Forward

**Jr., 6-2**  
**Little Rock, Ark.**  
**South Alabama**



### Single Game Highs

Statistic	Value	
Points	18	vs Appalachian St. 02/19/21
Rebounds	13	vs Troy 02/13/21
Assists	3	vs Georgia St. 01/28/21
Steals	2	at Ga. Southern 01/22/21
Blocks	2	at Coastal Carolina 02/07/21
FG Made	7	vs Mobile 11/26/19
FG Attempts	13	vs Coastal Carolina 01/08/21
3FG Made	3	vs Georgia St. 01/29/21
3FG Attempts	8	vs Coastal Carolina 01/08/21
FT Made	6	vs Appalachian St. 02/19/21
FT Attempts	10	vs Appalachian St. 02/19/21

### 2020-21

- She earned 22 starts with averages of 8.8 points and 6.5 rebounds per game for South Alabama
- Scored a career-high 18 points versus Appalachian State and pulled down a career-best 13 rebounds against Troy
- The 6-2 forward scored in double figures in each of her last four contests

### 2019-20

- Made 28 appearances in her first collegiate season with one start
- Finished with averages of 2.2 points and 2.6 rebounds per contest to go along with six blocked shots
- Recorded 14 points and seven rebounds in just 15 minutes in win over Mobile
- Led all players for the first time with a career-best 10 rebounds, adding seven points and an assist in win over Louisiana

### High School

- Played on the varsity all four seasons
- Was a first-team all-state selection as a senior, earning first-team all-conference honors each of her last three years



## ↳ 2021-22 Stats

				Total		3-Pointers		Free throws		Rebounds											
Opponent	Date	GS	MIN	FG-FGA	PCT	3FG-3FGA	PCT	FT-FTA	PCT	OFF	DEF	TOT	AVG	PF	A	TO	BLK	STL	PTS	AVG	
Science & Arts Okla.	11/09/2021		15:37	4-6	.667	0-0	.000	1-3	.333	3	2	5	5.0	1	0	0	1	0	9	9.0	
Howard	11/11/2021		13:27	2-5	.400	0-0	.000	2-5	.400	2	1	3	4.0	4	0	0	0	1	6	7.5	
at Missouri St.	11/14/2021		25:33	2-4	.500	0-0	.000	4-5	.800	1	3	4	4.0	3	0	0	0	0	8	7.7	
Totals		0	54:37	8-15	.533	0-0	.000	7-13	.538	6	6	12	4.0	8	0	0	1	1	23	7.7	

## Player Averages

Games Played	Minutes/game	Points/game	FG Pct	3FG Pct	FT Pct	Rebounds/game	Assists/game	Turnovers/game	Assist/Turnover ratio	Steals/game	Blocks/game
3	18.2	7.7	53.3	0.0	53.8	4.0	0.0	0.0	0.0	0.3	0.3

## ↳ Career Stats

				Field Goals		3-Point		F-Throws		Rebounds									Scoring	
SEASON	TEAM	GP-GS	MIN/AVG	FG-FGA	FG%	3FG-3FGA	3FG%	FT-FTA	FT%	OFF	DEF	TOT	AVG	PF-FO	A	TO	BLK	STL	PTS	AVG
2019-20	USA	28-1	331/11.8	26-60	.433	1-6	.167	8-26	.308	30	43	73	2.6	35-0	1	13	6	2	61	2.2
2020-21	USA	22-22	686/31.2	68-165	.412	21-70	.300	37-65	.569	48	94	142	6.5	48-0	16	21	9	16	194	8.8
2021-22	UNT	3-0	55/18.2	8-15	.533	0-0	.000	7-13	.538	6	6	12	4.0	8-0	0	0	1	1	23	7.7
TOTAL FOR UNT		3-0	55/18.2	8-15	.533	0-0	.000	7-13	.538	6	6	12	4.0	8-0	0	0	1	1	23	7.7
TOTAL		53-23	1072/20.2	102-240	.425	22-76	.289	52-104	.500	84	143	227	4.3	91-0	17	34	16	19	278	5.2



## PLAYERS

# #22 Aly Gamez

**Guard**

**Gr., 5-6  
Irving, Texas  
Fresno State**



### Single Game Highs

Statistic	Value	
Points	27	at Colorado St. 02/05/20
Rebounds	12	vs Colorado St. 01/06/18, vs UC Davis 11/12/19
Assists	9	at San Diego St. 01/23/19
Steals	7	vs Air Force 01/29/18
Blocks	2	vs San Jose St. 02/14/18, at Wyoming 01/04/21
FG Made	11	at Colorado St. 02/05/20
FG Attempts	14	at New Mexico 01/13/18
3FG Made	6	at UNLV 01/24/18
3FG Attempts	8	at New Mexico 02/02/19
FT Made	12	at San Diego St. 01/23/19
FT Attempts	12	at San Diego St. 01/23/19

### 2020-21:

- Fourth on the team in scoring at 9.8 points per game for Fresno State
- Knocked down 51-percent of her shots, including 41-percent on 3-pointers

### 2019-20:

- Led team and ranked fourth in the Mountain West in assist/turnover ratio at 1.70
- Reached double figures in scoring 18 times, including 13 of the Bulldogs' last 15 games
- Scored season-high 27 points in 28 minutes at Colorado State

### 2018-19:

- Started all 32 games ... led the Bulldogs in assists with 3.2 per game (103) and minutes at 33.9 per game (1,086) ... ranked third in the Mountain West in free-throw percentage (.829) and fourth in steals (59)
- Posted season-high 22 points versus UNLV
- Tied the Bulldog record for free-throw percentage in a game, shooting 12-of-12 against the Aztecs

### 2017-18:

- Mountain West All-Freshman Team
- Led the Bulldogs from the 3-point line at 40.4 percent
- Tied for the team lead in steals at 1.5 per game and was second on the team in points (9.7 ppg) and assists (2.6 apg)
- Scored a season-high 25 points including a game-winning 3-pointer at the buzzer at UNLV
- Recorded 15 double-digit scoring performances, posting six during the last eight games of the season ... dished a season-best five assists on six occasions, doing so in each of the final three games

### High School:

- A three-star recruit who earned an 88 scouts grade from ESPN
- As a captain, led MacArthur team to a district championship
- Was a two-time first team all-district selection and earned a spot in the TGCA All-Star game
- 2017 McDonald's All-America nominee

# PLAYERS



## ↳ 2021-22 Stats

				Total		3-Pointers		Free throws		Rebounds											
Opponent	Date	GS	MIN	FG-FGA	PCT	3FG-3FGA	PCT	FT-FTA	PCT	OFF	DEF	TOT	AVG	PF	A	TO	BLK	STL	PTS	AVG	
Science & Arts Okla.	11/09/2021	*	19:36	3-4	.750	1-1	1.000	0-0	.000	0	5	5	5.0	0	2	1	0	0	7	7.0	
Howard	11/11/2021	*	29:48	3-8	.375	1-4	.250	5-5	1.000	1	7	8	6.5	2	8	4	1	0	12	9.5	
at Missouri St.	11/14/2021	*	37:31	2-6	.333	0-1	.000	2-3	.667	0	7	7	6.7	4	3	6	0	1	6	8.3	
Totals		3	86:55	8-18	.444	2-6	.333	7-8	.875	1	19	20	6.7	6	13	11	1	1	25	8.3	

## Player Averages

Games Played	Minutes/ game	Points/ game	FG Pct	3FG Pct	FT Pct	Rebounds/ game	Assists/ game	Turnovers/ game	Assist/Turnover ratio	Steals/ game	Blocks/ game
3	29.0	8.3	44.4	33.3	87.5	6.7	4.3	3.7	1.2	0.3	0.3

## ↳ Career Stats

				Field Goals		3-Point		F-Throws		Rebounds									Scoring	
SEASON	TEAM	GP-GS	MIN/AVG	FG-FGA	FG%	3FG-3FGA	3FG%	FT-FTA	FT%	OFF	DEF	TOT	AVG	PF-FO	A	TO	BLK	STL	PTS	AVG
2017-18	Fresno	32-27	957/29.9	101-232	.435	40-99	.404	68-91	.747	29	109	138	4.3	88-0	84	69	5	47	310	9.7
2018-19	Fresno	32-32	1085/33.9	112-276	.406	42-135	.311	87-105	.829	36	84	120	3.8	89-1	103	93	5	59	353	11.0
2019-20	Fresno	29-28	914/31.5	109-246	.443	29-101	.287	83-108	.769	41	93	134	4.6	47-0	95	56	4	46	330	11.4
2020-21	Fresno	25-24	724/29.0	84-165	.509	30-73	.411	47-61	.770	28	57	85	3.4	50-0	52	36	7	36	245	9.8
2021-22	UNT	3-3	87/29.0	8-18	.444	2-6	.333	7-8	.875	1	19	20	6.7	6-0	13	11	1	1	25	8.3
<b>TOTAL FOR UNT</b>		<b>3-3</b>	<b>87/29.0</b>	<b>8-18</b>	<b>.444</b>	<b>2-6</b>	<b>.333</b>	<b>7-8</b>	<b>.875</b>	<b>1</b>	<b>19</b>	<b>20</b>	<b>6.7</b>	<b>6-0</b>	<b>13</b>	<b>11</b>	<b>1</b>	<b>1</b>	<b>25</b>	<b>8.3</b>
<b>TOTAL</b>		<b>121-114</b>	<b>3767/31.1</b>	<b>414-937</b>	<b>.442</b>	<b>143-414</b>	<b>.345</b>	<b>292-373</b>	<b>.783</b>	<b>135</b>	<b>362</b>	<b>497</b>	<b>4.1</b>	<b>280-1</b>	<b>347</b>	<b>265</b>	<b>22</b>	<b>189</b>	<b>1263</b>	<b>10.4</b>





## PLAYERS

# #23

# Randi Thompson

## Guard

**Jr., 5-10**  
**Plano, Texas**  
**Frisco Liberty**



### Single Game Highs

Statistic	Value	
Points	25	at Fla. Atlantic 01/11/20
Rebounds	8	vs UAB 02/08/20
Assists	6	vs Tex. A&M-Texarkana 12/29/19
Steals	6	vs Tex. A&M-Texarkana 12/29/19
Blocks	1	at Hawaii 11/29/19, vs Charlotte 03/11/20
FG Made	8	at Fla. Atlantic 01/11/20
FG Attempts	20	at Fla. Atlantic 01/11/20
3FG Made	5	vs Western Ky. 01/02/20
3FG Attempts	11	at Fla. Atlantic 01/11/20
FT Made	5	at Fla. Atlantic 01/11/20
FT Attempts	6	at Fla. Atlantic 01/11/20

### 2020-21

- Redshirt (medical)

### 2019-20

- Played in 29 games with 19 starts
- Averaged 7.4 points, 2.0 rebounds and 1.4 assists
- Led the team in steals with 41 and was second in 3-pointers with 36
- Scored a career-high 25 points at Florida Atlantic Jan. 11
- Tallied 10 games of 10+ points
- Pulled down a career-best eight rebounds versus UAB Feb. 8
- Knocked down five 3-pointers against Western Kentucky Jan. 2

### High School

- TABC All-State selection
- Class 5A UIL State All-Tournament selection
- Dallas Morning News All-Area First-Team selection
- Eclipsed the 1,000-point mark for her career
- Scored 13 points in the fourth quarter and overtime of regional final to send Frisco Liberty to the state tournament
- Offensive Player of the Year



## ↳ 2021-22 Stats

## ↳ Career Stats

				Field Goals		3-Point		F-Throws		Rebounds									Scoring	
SEASON	TEAM	GP-GS	MIN/AVG	FG-FGA	FG%	3FG-3FGA	3FG%	FT-FTA	FT%	OFF	DEF	TOT	AVG	PF-FO	A	TO	BLK	STL	PTS	AVG
2019-20	UNT	29-19	620/21.4	76-213	.357	36-113	.319	26-39	.667	7	52	59	2.0	94-4	30	43	2	41	214	7.4
TOTAL		29-19	620/21.4	76-213	.357	36-113	.319	26-39	.667	7	52	59	2.0	94-4	30	43	2	41	214	7.4



## PLAYERS

# #24

# Tommisha Lampkin

**Forward**

**So., 6-2  
Mansfield, Texas  
Summit**



### Single Game Highs

Statistic	Value	
Points	16	vs Science & Arts Okla. 11/09/21
Rebounds	11	vs Rice 03/04/21
Assists	1	at Rice 03/06/21, vs Southern Miss. 02/12/21, vs Howard 11/11/21
Steals	3	vs Southern Miss. 02/12/21
Blocks	2	at Louisiana Tech 02/05/21, vs Howard 11/11/21
FG Made	5	vs Tarleton St. 11/25/20, vs Science & Arts Okla. 11/09/21
FG Attempts	10	vs Rice 03/04/21
FT Made	6	vs Science & Arts Okla. 11/09/21
FT Attempts	10	vs Science & Arts Okla. 11/09/21

### 2020-21

- In just over 10 minutes per game, the freshman forward averaged 4.8 points and 3.6 rebounds
- She began her collegiate career with season-highs of 12 points and seven rebounds against Tarleton

### High School

- District 7-6A Offensive Player of the Year
- TABC Class 6A All-Region
- TABC 5A All-State
- Star-Telegram All-Area First Team

# PLAYERS



## ↳ 2021-22 Stats

				Total		3-Pointers		Free throws		Rebounds											
Opponent	Date	GS	MIN	FG-FGA	PCT	3FG-3FGA	PCT	FT-FTA	PCT	OFF	DEF	TOT	AVG	PF	A	TO	BLK	STL	PTS	AVG	
Science & Arts Okla.	11/09/2021	*	17:24	5-6	.833	0-0	.000	6-10	.600	1	4	5	5.0	2	0	0	0	1	16	16.0	
Howard	11/11/2021	*	22:33	3-6	.500	0-0	.000	4-7	.571	2	2	4	4.5	2	1	1	2	0	10	13.0	
at Missouri St.	11/14/2021	*	16:29	2-5	.400	0-0	.000	2-6	.333	1	4	5	4.7	2	0	3	0	0	6	10.7	
Totals		3	56:26	10-17	.588	0-0	.000	12-23	.522	4	10	14	4.7	6	1	4	2	1	32	10.7	

## Player Averages

Games Played	Minutes/game	Points/game	FG Pct	3FG Pct	FT Pct	Rebounds/game	Assists/game	Turnovers/game	Assist/Turnover ratio	Steals/game	Blocks/game
3	18.8	10.7	58.8	0.0	52.2	4.7	0.3	1.3	0.3	0.3	0.7

## ↳ Career Stats

				Field Goals		3-Point		F-Throws		Rebounds									Scoring	
SEASON	TEAM	GP-GS	MIN/AVG	FG-FGA	FG%	3FG-3FGA	3FG%	FT-FTA	FT%	OFF	DEF	TOT	AVG	PF-FO	A	TO	BLK	STL	PTS	AVG
2020-21	UNT	19-0	199/10.4	36-74	.486	0-0	.000	20-43	.465	29	39	68	3.6	35-0	2	11	10	9	92	4.8
2021-22	UNT	3-3	56/18.8	10-17	.588	0-0	.000	12-23	.522	4	10	14	4.7	6-0	1	4	2	1	32	10.7
TOTAL		22-3	255/11.6	46-91	.505	0-0	.000	32-66	.485	33	49	82	3.7	41-0	3	15	12	10	124	5.6



## PLAYERS

# #33 Emma Villas-Gomis

**Forward**

**Gr. 6-3**  
**Fontenay-Sous-Bois, France**  
**Texas Tech**



### Single Game Highs

Statistic	Value	
Points	24	vs Old Dominion 03/10/21
Rebounds	6	vs Northwestern St. 11/22/19, at UAB 01/01/21, at Rice 03/06/21
Assists	2	at Rice 03/06/21, vs Old Dominion 03/10/21
Steals	1	6 times
Blocks	1	5 times
FG Made	10	vs Old Dominion 03/10/21
FG Attempts	18	vs Old Dominion 03/10/21
3FG Made	1	at Rice 03/06/21, vs Southern Miss. 02/12/21
3FG Attempts	4	at Rice 03/06/21
FT Made	4	at Rice 03/06/21, vs Southern Miss. 02/12/21, vs Old Dominion 03/10/21
FT Attempts	4	at Rice 03/06/21, vs Southern Miss. 02/12/21, vs Old Dominion 03/10/21

### 2020-21

- Competed in all 20 games last year including one start
- She averaged 10 minutes per game
- Was perfect from the free throw line all year (14/14)
- Averaged 3.7 points per game and 2.1 rebounds

### 2019-20

- Played in 12 contests for the Red Raiders
- Pulled down six rebounds versus Northwestern State and four against Louisiana

### 2017-2019

- Averaged 7.3 points and 3.5 rebounds while leading the team in blocks at Salt Lake Community College
- All-Region 18 Tournament honors
- Awarded several Scenic West weekly honors
- Career-highs included 17 points, nine rebounds and seven assists





## ↳ 2021-22 Stats

## ↳ Career Stats

				Field Goals		3-Point		F-Throws		Rebounds										Scoring	
SEASON	TEAM	GP-GS	MIN/AVG	FG-FGA	FG%	3FG-3FGA	3FG%	FT-FTA	FT%	OFF	DEF	TOT	AVG	PF-FO	A	TO	BLK	STL	PTS	AVG	
2019-20	TTU	12-0	53/4.4	1-4	.250	0-0	.000	1-2	.500	6	5	11	0.9	10-0	2	6	2	0	3	0.3	
2020-21	UNT	20-1	211/10.6	29-73	.397	2-12	.167	14-14	1.000	14	27	41	2.1	20-0	7	20	3	6	74	3.7	
TOTAL FOR UNT		20-1	211/10.6	29-73	.397	2-12	.167	14-14	1.000	14	27	41	2.1	20-0	7	20	3	6	74	3.7	
TOTAL		32-1	264/8.3	30-77	.390	2-12	.167	15-16	.938	20	32	52	1.6	30-0	9	26	5	6	77	2.4	



## PLAYERS

# #35

# Aniyah Johnson

**Forward**

**Fr., 6-2  
Killeen, Texas  
Red Oak**



### Single Game Highs

Statistic	Value	
Points	2	vs Science & Arts Okla. 11/09/21
Rebounds	3	vs Science & Arts Okla. 11/09/21
Steals	2	vs Science & Arts Okla. 11/09/21
FG Made	1	vs Science & Arts Okla. 11/09/21
FG Attempts	1	vs Science & Arts Okla. 11/09/21, vs Howard 11/11/21
FT Attempts	2	vs Science & Arts Okla. 11/09/21

### High School

- All-Ellis County 2019-2020 Girls Basketball First Team
- 2019-2020 Defensive MVP of District 14-5A
- Class of 2021 Premier Basketball Player Ranking #31
- 2019-2020 UIL 5A Region 2 All-Region Team
- 2019-2020 UIL Girls 5A All-State Team
- A/B Student & Honor Roll

# PLAYERS



## ↳ 2021-22 Stats

				Total		3-Pointers		Free throws		Rebounds											
Opponent	Date	GS	MIN	FG-FGA	PCT	3FG-3FGA	PCT	FT-FTA	PCT	OFF	DEF	TOT	AVG	PF	A	TO	BLK	STL	PTS	AVG	
Science & Arts Okla.	11/09/2021		06:59	1-1	1.000	0-0	.000	0-2	.000	2	1	3	3.0	1	0	1	0	2	2	2.0	
Howard	11/11/2021		04:00	0-1	.000	0-0	.000	0-0	.000	0	0	0	1.5	1	0	0	0	0	0	1.0	
Totals		0	10:59	1-2	.500	0-0	.000	0-2	.000	2	1	3	1.5	2	0	1	0	2	2	1.0	

## Player Averages

Games Played	Minutes/ game	Points/ game	FG Pct	3FG Pct	FT Pct	Rebounds/ game	Assists/ game	Turnovers/ game	Assist/Turnover ratio	Steals/ game	Blocks/ game
2	5.5	1.0	50.0	0.0	0.0	1.5	0.0	0.5	0.0	1.0	0.0

## ↳ Career Stats

				Field Goals		3-Point		F-Throws		Rebounds									Scoring	
SEASON	TEAM	GP-GS	MIN/AVG	FG-FGA	FG%	3FG-3FGA	3FG%	FT-FTA	FT%	OFF	DEF	TOT	AVG	PF-FO	A	TO	BLK	STL	PTS	AVG
2021-22	UNT	2-0	11/5.5	1-2	.500	0-0	.000	0-2	.000	2	1	3	1.5	2-0	0	1	0	2	2	1.0
TOTAL		2-0	11/5.5	1-2	.500	0-0	.000	0-2	.000	2	1	3	1.5	2-0	0	1	0	2	2	1.0



## PLAYERS

# #41

# Madi Townley

## Forward

**Gr., 6-0**  
**Duncanville, Texas**  
**Duncanville**



### Single Game Highs

Statistic	Value	
Points	17	vs UT Arlington 12/18/20, at UAB 01/01/21
Rebounds	21	at UAB 01/01/21
Assists	5	at UAB 01/02/21
Steals	4	at Rice 03/06/21
Blocks	4	at UAB 01/01/21
FG Made	8	vs UT Arlington 12/18/20, at UAB 01/01/21
FG Attempts	21	at UAB 01/01/21
3FG Attempts	1	vs Old Dominion 01/31/19, at UTEP 01/25/20
FT Made	6	vs Western Ky. 03/02/19, vs Utah St. 03/26/19, vs UTSA 01/09/21
FT Attempts	8	vs Utah St. 03/26/19, at Fla. Atlantic 01/11/20

### 2020-21

- Started in all but one game (19)... averaged 28 minutes per contest along with 6.9 PPG
- Had her best season on the glass, cleaning up 8.2 per game and had a career high of 21 against UAB

### 2019-20

- Started 23 of 25 games played
- Averaged 5.7 points, 6.4 rebounds and 1.3 steals
- C-USA Winter Spirit of Service Award Honoree

### 2018-19

- Averaged 5.8 points and 7.0 rebounds
- Led the team in rebounding and ranked eighth in C-USA
- Scored a career-high 16 points at UAB Jan. 24
- Grabbed a career-best 14 rebounds in the win over North Alabama March 29 during the semifinals of the WBI
- Tallied double-digit rebounds on seven occasions and scored at least 10 points six times

### 2017-18

- Redshirted due to injury

### 2016-17

- Played in 25 games with two starts
- Recorded a season-high 13 rebounds at Old Dominion Jan. 28

### High School

- District 8-6A's Defensive Player of the Year as a senior
- 6A Girls Basketball State All-Tournament Team selection senior year
- Completed an undefeated season that culminated in a state championship as a senior
- Lost only seven games in four years at Duncanville High

# PLAYERS



## ↳ 2021-22 Stats

				Total		3-Pointers		Free throws		Rebounds											
Opponent	Date	GS	MIN	FG-FGA	PCT	3FG-3FGA	PCT	FT-FTA	PCT	OFF	DEF	TOT	AVG	PF	A	TO	BLK	STL	PTS	AVG	
Science & Arts Okla.	11/09/2021	*	19:31	2-2	1.000	0-0	.000	1-2	.500	1	3	4	4.0	0	1	2	0	0	5	5.0	
Howard	11/11/2021	*	20:39	2-7	.286	0-0	.000	1-3	.333	2	4	6	5.0	0	1	4	1	2	5	5.0	
at Missouri St.	11/14/2021	*	30:38	5-10	.500	0-0	.000	1-2	.500	5	3	8	6.0	2	3	5	0	0	11	7.0	
Totals		3	70:48	9-19	.474	0-0	.000	3-7	.429	8	10	18	6.0	2	5	11	1	2	21	7.0	

## Player Averages

Games Played	Minutes/game	Points/game	FG Pct	3FG Pct	FT Pct	Rebounds/game	Assists/game	Turnovers/game	Assist/Turnover ratio	Steals/game	Blocks/game
3	23.6	7.0	47.4	0.0	42.9	6.0	1.7	3.7	0.5	0.7	0.3

## ↳ Career Stats

				Field Goals		3-Point		F-Throws		Rebounds									Scoring	
SEASON	TEAM	GP-GS	MIN/AVG	FG-FGA	FG%	3FG-3FGA	3FG%	FT-FTA	FT%	OFF	DEF	TOT	AVG	PF-FO	A	TO	BLK	STL	PTS	AVG
2016-17	UNT	25-2	417/16.7	21-60	.350	0-0	.000	15-26	.577	36	60	96	3.8	23-0	10	18	2	7	57	2.3
2018-19	UNT	33-32	983/29.8	73-183	.399	0-1	.000	46-65	.708	100	131	231	7.0	53-1	35	43	9	21	192	5.8
2019-20	UNT	25-23	682/27.3	61-139	.439	0-1	.000	20-39	.513	65	94	159	6.4	24-0	29	38	6	29	142	5.7
2020-21	UNT	20-19	565/28.3	57-144	.396	0-0	.000	23-38	.605	74	90	164	8.2	37-1	29	23	8	29	137	6.9
2021-22	UNT	3-3	71/23.6	9-19	.474	0-0	.000	3-7	.429	8	10	18	6.0	2-0	5	11	1	2	21	7.0
TOTAL		106-79	2717/25.6	221-545	.406	0-2	.000	107-175	.611	283	385	668	6.3	139-2	108	133	26	88	549	5.2