ABILENE CHRISTIAN BASKETBALL

ACU

Team Information

Record ..... 0-2, 0-0 WAC
Last game ..... Nov. 12 vs. Texas A&M, L 80-81 (2OT)
Head Coach ..... Brette Tanner
Career Record / Years ..... 0-2 / 1
ACU Record / Years ..... Same
vs. UTA 19-9
Mid-Major Poll ..... RV
NET Ranking ..... N/A
Assistant Coaches ..... Antonio Bostic, Jon Trilli, Kyle Bankhead, Cody Stratton
Director of Operations ..... Colton Southall

GAME 3

ACU at UT Arlington
College Park Center
Arlington, Texas
Tuesday, Nov. 16, 2021
7 p.m.

UT ARLINGTON

Team Information

Record ..... 1-1, 0-0 SBC
Last game ..... Nov. 13 vs. Mary Hardin-Baylor, W 104-75
Head Coach ..... Greg Young
Career Record / Years ..... 169-140 (JUCO) / 10
UT Arlington Record / Years ..... 1-1 / 1
vs. ACU 9-19
Mid-Major Poll ..... N/A
NET Ranking ..... N/A
Associate Head Coach ..... Royce Johnson
Assistant Coaches ..... Riley Davis, Dwight Thorne II
Director of Operations ..... Parker Edison

WILDCATS

0-2 Overall — **0-0** WAC

Category	Overall	NCAA Rank
Scoring Off.	68.0	239
Scoring Def.	75.5	264
FG Percentage	41.5	236
FG % Defense	41.4	173
3-Pt FG Pct.	29.8	239
3-Pt. FG % Def.	36.4	257
Free Throw %	46.7	347
Reb. / Game	33.5	275
Reb. Margin	-14.0	337
Turnover Margin	+6.0	50
Assists/Game	16.5	75
Steals/Game	11.0	33
Blocks/Game	3.0	191

THE SERIES

The Wildcats lead the series 19-9

Last meeting — Nov. 26, 1994, UTA W 93-92
Streak — UTA W1
Last 5 meetings — Nov. 26, 1994, UTA W 93-92; Dec. 7, 1993, ACU W 87-79; Feb. 19, 1973, UTA W 106-72; Jan. 22, 1973, UTA W 79-68; Feb. 19, 1972, ACU W 80-79
Last ACU win — Dec. 7, 1993, ACU W 87-79
In Abilene — 8-4
In Arlington — 11-5
Neutral — 0-0

MAVERICKS

1-1 Overall — **0-0** SBC

Category	Overall	NCAA Rank
Scoring Off.	74.5	167
Scoring Def.	81.5	314
FG Percentage	52.5	38
FG % Defense	40.6	149
3-Pt FG Pct.	22.0	327
3-Pt. FG % Def.	37.5	271
Free Throw %	63.6	270
Reb. / Game	37.5	170
Reb. Margin	-1.0	236
Turnover Margin	-6.5	307
Assists/Game	17.0	66
Steals/Game	9.0	86
Blocks/Game	5.5	52

LAST GAME STARTERS

4 DAMIEN DANIELS

G • 5-7 • 140 • r-jr • 3VL
Kansas City, Mo. • Hogan Prep

GP-GS	FG%	3-Pt%	FT%	PPG	RPG	APG
2-2	.222	.000	.750	5.5	2.0	5.0

- Preseason All-WAC second team (coaches)
- Ranks 3rd in ACU's DI history for assists (229) and 5th in steals (111)
- Scored eight points against Utah, played a team-high 32 minutes
- Had a career-high nine assists against A&M



5 CAMERON STEELE

F • 6-8 • 205 • r-fr • 1VL
Excelsior, Minn. • Minnetonka HS

GP-GS	FG%	3-Pt%	FT%	PPG	RPG	APG
2-2	.429	.286	.000	7.0	5.0	3.0

- Earned his first-career start in the opener against Utah
- Had a game and career-high 3 blocks against Utah
- Scored a career-high 11 points against A&M, also grabbed six boards and had 4 assists in the game

10 REGGIE MILLER

G • 6-0 • 150 • r-sr • 2VL
Houston • Seward County CC

GP-GS	FG%	3-Pt%	FT%	PPG	RPG	APG
2-2	.529	.429	.500	11.5	7.0	1.5

- Preseason All-WAC second team (media)
- Had 3rd most assists in a season in ACU's DI history last season with 127.
- Scored a career-high 18 points against A&M

12 MAHKI MORRIS

G • 6-3 • 184 • r-sr • 2VL
Philadelphia • Cochise JC

GP-GS	FG%	3-Pt%	FT%	PPG	RPG	APG
2-2	.529	.500	.500	12.0	2.0	0.5

- Leading the team in points per game with 12
- Matched a career-high with 15 points against A&M
- Hit a game-tying three to send the A&M game to a second OT.

23 AIRION SIMMONS

F • 6-5 • 264 • r-so • 2VL
Little Rock, Ark. • Parkview Magnet HS

GP-GS	FG%	3-Pt%	FT%	PPG	RPG	APG
2-2	.353	.000	.375	7.5	8.5	1.5

- Led the team with seven rebounds against Utah
- Earned his first-career double-double against A&M with 10 points and 10 rebounds
- Also had a career-high 5 steals against the Aggies

2021-22 SCHEDULE

NOVEMBER

9	Utah	L 56-70
12	Texas A&M	L, 80-81 (2OT)
16	UT Arlington	7 p.m.
19	**McMurry**	**7 p.m.**
22	Jacksonville St.#	6:30 p.m.
23	TBD#	TBD
24	TBD#	TBD
29	**Schreiner**	**7 p.m.**

DECEMBER

4	**UIW**	**3 p.m.**
11	**Drexel**	**6 p.m.**
15	**CSU-Bakersfield**	**7:30 p.m.**
19	**Howard Payne**	**3 p.m.**
22	**Longwood**	**7 p.m.**
30	Utah Valley*	7 p.m.

JANUARY

1	Dixie St.	8 p.m.
6	**SFA***	**7 p.m.**
8	**Sam Houston***	**6 p.m.**
13	Grand Canyon*	8 p.m.
15	New Mexico St.*	5 p.m.
20	**Seattle***	**7 p.m.**
22	**California Baptist***	**3 p.m.**
26	UTRGV*	7 p.m.
29	Lamar*	3 p.m.

FEBRUARY

2	**Chicago St.***	**7 p.m.**
5	**UTRGV***	**3 p.m.**
12	Tarleton*	7 p.m.
17	Sam Houston*	6:30 p.m.
24	**Lamar***	**7 p.m.**
26	SFA*	TBA

MARCH

3	**Dixie St.***	**7 p.m.**
5	**Tarleton***	**6 p.m.**

All games Central Time
*WAC
Baha Mar Nassau Championship (Nassau, The Bahamas)
-All home games in **bold.**

ACU MEDIA RELATIONS
Cassie Kelley
Media Relations Coordinator (VB, MBB, SB)
ACU Box 27916 • Abilene, Texas 79699-7916
325-674-6171 (office)
304-208-3026 (cell)
cassie.kelley@acu.edu

Website: www.ACUSports.com
Twitter: ACUSports
Instagram: acusports
Facebook: ACU Sports

2020-21 ACU Radio / TV Roster

#0 · Ja'Sean Jackson
JAY-Shawn

Guard
6-0, 170, Fr., HS
San Antonio / Karen Wagner HS

#1 · Logan McLaughlin
Mick-LOFF-lin

Guard
6-1, 185, R-Fr., 1VL
Carrollton, Texas / Hebron HS

#3 · Leonardo Bettiol
Bet-EE-ohl

Forward
6-8, 214, Fr.., HS
Roncade, Italy / Liceo Duca degli Abruzzi

#4 · Damien Daniels

Guard
5-7, 140, R-Jr., 3VL
Kansas City, Mo. / Hogan Prep

#5 · Cameron Steele

Forward
6-8, 205, R-Fr., 1VL
Excelsior, Minn. / Minnetonka HS

#10 · Reggie Miller

Guard
6-0, 150, R-Sr., 1VL
Houston, Texas / Seward County CC

#11 · Tobias Cameron

Guard
6-5, 210, R-Jr., 3VL
Gold Coast, Queensland, AUS / Hillcrest Christian

#12 · Mahki Morris
Muh-KAI

Guard
6-3, 184, R-Sr., 1VL
Philadelphia / Cochise JC

#13 · Stevie Smith

Guard
6-6, 200, Jr., TR
Seattle / College of Southern Idaho

#15 · Furaha Cadeaux de Dieu
Fur-AH-ha CAD-Doh de DUE

Forward
6-8, 220, Jr., TR
Kigali, Rwanda / NMMI

#20 · Coryon Mason
Cor-EE-on

Guard
6-0, 190, R-Sr., 2VL
Oklahoma City / Ranger

#21 · Jameson Richardson

Forward
6-8, 230, R-Fr., HS
Duke, Okla. / Duke

#23 · Airion Simmons
Air-EE-on

Forward
6-5, 264, R-So., 2VL
Little Rock, Ark. / Parkview Magnet HS

#25 · Immanuel Allen

Guard
6-4, 215, R-So., 1VL
Phoenix / Butler CC

#34 · Yuot Gai
You-Ought GUY

Forward
6-11, 210, Jr., TR
Melbourne, Australia / South Plains College

Brette Tanner
Head Coach
1st season

Antonio Bostic
Assistant Coach
6th season

Jon Trilli
Assistant Coach
3rd season

Kyle Bankhead
Assistant Coach
1st season

Cody Stratton
Graduate Assistant
1st season

Colton Southall
Dir. of Operations
3rd season

Duncan Bacon
Student Manager

Jaylon Florence
Student Manager

Jackson Stevens
Student Manager

Colby Tanner
Student Manager

Numerical Roster

#	Name	Pos.	Ht.	Wt.	Cl.	Exp.	Hometown / Previous School
0	Ja'Sean Jackson	G	6-0	170	Fr.	HS	San Antonio / Karen Wagner HS
1	Logan McLaughlin	G	6-1	185	R-Fr.	1VL	Carrollton, Texas / Hebron HS
3	Leonardo Bettiol	F	6-8	214	Fr.	HS	Roncade, Italy / Liceo Duca degli Abruzzi
4	Damien Daniels	G	5-7	140	R-Jr.	3VL	Kansas City, Mo. / Hogan Prep
5	Cameron Steele	F	6-8	205	R-Fr.	1VL	Excelsior, Minn. / Minnetonka HS
10	Reggie Miller	G	6-0	150	R-Sr.	2VL	Houston / Seward County CC
11	Tobias Cameron	G	6-5	210	R-Jr.	3VL	Gold Coast, Queensland, AUS / Hillcrest Christian Academy
12	Mahki Morris	G	6-3	184	R-Sr.	2VL	Philadelphia / Cochise JC
13	Stevie Smith	G	6-6	200	Jr.	TR	Seattle / College of Southern Idaho
15	Furaha Cadeaux de Dieu	F	6-8	220	Jr.	TR	Kigali, Rwanda / NMMI
20	Coryon Mason	G	6-0	190	R-Sr.	2VL	Oklahoma City / Ranger College
21	Jameson Richardson	F	6-8	230	R-Fr.	1VL	Duke, Okla. / Duke HS
23	Airion Simmons	F	6-5	264	R-So.	2VL	Little Rock, Ark. / Parkview Magnet HS
25	Immanuel Allen	G	6-4	215	R-So.	1VL	Phoenix / Butler CC
34	Yuot Gai	F	6-11	210	Jr.	TR	Melbourne, Australia / South Plains College

Alphabetical Roster

#	Name	Pos.	Ht.	Wt.	Cl.	Exp.	Hometown / Previous School
25	Immanuel Allen	G	6-4	215	R-So.	1VL	Phoenix / Butler CC
3	Leonardo Bettiol	F	6-8	214	Fr.	HS	Roncade, Italy / Liceo Duca degli Abruzzi
15	Furaha Cadeaux de Dieu	F	6-8	220	Jr.	TR	Kigali, Rwanda / NMMI
11	Tobias Cameron	G	6-5	210	R-Jr.	3VL	Gold Coast, Queensland, AUS / Hillcrest Christian Academy
4	Damien Daniels	G	5-7	140	R-Jr.	3VL	Kansas City, Mo. / Hogan Prep
34	Yuot Gai	F	6-11	210	Jr.	TR	Melbourne, Australia / South Plains College
0	Ja'Sean Jackson	G	6-0	170	Fr.	HS	San Antonio / Karen Wagner HS
20	Coryon Mason	G	6-0	190	R-Sr.	2VL	Oklahoma City / Ranger College
1	Logan McLaughlin	G	6-1	185	R-Fr.	1VL	Carrollton, Texas / Hebron HS
10	Reggie Miller	G	6-0	150	R-Sr.	2VL	Houston / Seward County CC
12	Mahki Morris	G	6-3	184	R-Sr.	2VL	Philadelphia / Cochise JC
21	Jameson Richardson	F	6-8	230	R-Fr.	1VL	Duke, Okla. / Duke HS
23	Airion Simmons	F	6-5	264	R-So.	2VL	Little Rock, Ark. / Parkview Magnet HS
13	Stevie Smith	G	6-6	200	Jr.	TR	Seattle / College of Southern Idaho
5	Cameron Steele	F	6-8	205	R-Fr.	1VL	Excelsior, Minn. / Minnetonka HS

Starters and Lettermen Returning / Lost

Starters Returning (3)

No.	Name	Pos.	Ht.	Wt.	Cl.	Exp.	PPG	RPG	APG	GP/GS
4	Damien Daniels	G	5-7	140	R-Jr.	3VL	6.0	1.9	2.5	29/28
10	Reggie Miller	G	6-0	150	R-Sr.	2VL	6.2	4.6	4.4	29/29
20	Coryon Mason	G	6-0	190	R-Sr.	2VL	10.6	2.2	2.4	25/22

Starters Lost (2)

No.	Name	Pos.	Ht.	Wt.	Cl.	Exp.	PPG	RPG	APG	GP/GS
32	Joe Pleasant	F	6-8	220	Jr.	2VL	10.5	5.5	1.2	28/26
34	Kolton Kohl	C	7-0	240	Sr.	3VL	11.9	4.8	1.4	29/29

Other Lettermen Returning (6)

No.	Name	Pos.	Ht.	Wt.	Cl.	Exp.	PPG	RPG	APG	GP/GS
1	Logan McLaughlin	G	6-1	185	R-Fr.	1VL	3.3	1.4	0.6	27/0
5	Cameron Steele	F	6-8	205	R-Fr.	1VL	2.8	1.3	0.4	23/0
11	Tobias Cameron	G	6-5	210	R-Jr.	3VL	2.6	1.7	1.4	28/0
12	Mahki Morris	G	6-3	184	R-Sr.	2VL	6.6	1.9	1.2	29/7
21	Jameson Richardson	F	6-8	230	R-Fr.	1VL	1.9	1.1	0.1	19/0
23	Airion Simmons	F	6-5	264	R-So.	2VL	5.4	4.1	0.7	31/0
25	Immanuel Allen	G	6-4	215	R-So.	1VL	5.6	2.9	0.9	14/0

Roster Breakdown

By Class

Redshirt Seniors (3)			
Reggie Miller	G	6-0	150
Mahki Morris	G	6-3	184
Coryon Mason	G	6-0	190
Redshirt Juniors (2)			
Damien Daniels	G	5-7	140
Tobias Cameron	G	6-5	210
Juniors (3)			
Stevie Smith	G	6-6	200
Furaha Cadeaux de Dieu	F	6-8	220
Yuot Gai	F	6-11	210
Redshirt Sophomores (2)			
Airion Simmons	F	6-5	264
Immanuel Allen	G	6-4	215
Redshirt Freshmen (3)			
Logan McLaughlin	G	6-1	185
Cameron Steele	F	6-8	205
Jameson Richardson	F	6-8	230
Freshmen (2)			
Ja'Sean Jackson	G	6-0	170
Leonardo Bettiol	F	6-8	214

By Position

Guards (9)			
Ja'Sean Jackson	G	6-0	170
Logan McLaughlin	G	6-1	185
Damien Daniels	G	5-7	140
Reggie Miller	G	6-0	150
Tobias Cameron	G	6-5	210
Mahki Morris	G	6-3	184
Stevie Smith	G	6-6	200
Coryon Mason	G	6-0	190
Immanuel Allen	G	6-4	215
Forwards (6)			
Leonardo Bettiol	F	6-8	214
Cameron Steele	F	6-8	205
Furaha Cadeaux de Dieu	F	6-8	220
Jameson Richardson	F	6-8	230
Airion Simmons	F	6-5	264
Yuot Gai	F	6-11	210

Pronunciation Guide

0	Jay-Shawn
1	Mick-LOFF-lin
3	BET-ee-ohl
12	Muh-KAI
15	Fur-ah-ha CAD-Doh de Due
20	Cor-EE-on
23	Air-EE-on
33	HIP-ler
34	You-Ought Guy

CollegeInsider.com Mid-Major Poll

Team	Record	Points	Last	Conference
1 Gonzaga (31)	2-0	775	1	West Coast
2 BYU	2-0	716	3	West Coast
3 Drake	2-0	633	4	MVC
4 Liberty	1-0	606	5	ASUN
5 Georgia State	2-0	590	7	Sun Belt
6 Saint Mary's	2-0	577	8	West Coast
7 Loyola Chicago	2-0	513	9	MVC
8 San Francisco	3-0	490	12	West Coast
9 Belmont	1-1	443	2	Ohio Valley
10 Iona	2-0	406	13	MAAC
11 Buffalo	0-1	401	6	MAC
12 S Dakota St.	2-1	395	10	Summit
13 UCSB	1-0	381	14	Big West
14 NMSU	**2-0**	**368**	**15**	**WAC**
15 Ohio	2-0	364	24	MAC
16 Furman	2-0	286	NR	Southern
17 Toledo	2-0	275	17	MAC
18 Louisiana	3-0	208	18	Sun Belt
19 Missouri State	1-1	204	11	MVC
20 Yale	2-1	199	19	Ivy League
21 Chattanooga	2-0	173	21	Southern
22 Vermont	1-1	141	16	America East
23 Winthrop	2-0	111	NR	Big South
24 N Dakota St.	2-0	90	25	Summit
25 Oakland	1-1	71	NR	Horizon

OTHERS RECEIVING VOTES: Loyola Marymount 61, Miami OH 55, Santa Clara 51, Wright State 46, Navy 43, Murray 40, Wagner 36, Eastern Kentucky 34, Princeton 32, Colgate 31, **Grand Canyon 27**, UC San Diego 20, Akron 15, Georgia Southern 14, Hofstra 13, Weber State 13, UC Riverside 12, UC Irvine 12, Southern Utah 11, UC Davis 10, Charleston 9, Nicholls State 9, Oral Roberts 9, Cleveland State 8, Delaware 7, Wofford 6, **Jacksonville State 5**, Kent State 5, UMass Lowell 5, Campbell 4, James Madison 4, Little Rock 4, UNCG 3, Abilene Christian 2, Howard 2, Dartmouth 1.

2020-21 opponent

Wildcats by the Numbers

	Season	Career
Games in Double Figures		
Coryon Mason	1	27
Airion Simmons	1	11
Damien Daniels	0	9
Mahki Morris	1	8
Reggie Miller	1	4
Logan McLaughlin	0	3
Tobias Cameron	0	2
Immanuel Allen	1	2
Cameron Steele	1	2
Jameson Richardson	0	1
Games with 30+ Points		
Games with 20+ Points		
Coryon Mason	0	1
Games with 20+ Rebounds		
Games with 10+ Rebounds		
Airion Simmons	1	2
Logan McLaughlin	0	1
Games with 5+ Assists		
Reggie Miller	0	18
Damien Daniels	1	13
Coryon Mason	0	6
Mahki Morris	0	1
Tobias Cameron	0	1
Games with 5+ Steals		
Reggie Miller	0	1
Damien Daniels	0	1
Airion Simmon	1	1
Games with 3+ Blocked Shots		
Cameron Steele	1	1
Games with 3+ Three Pointers		
Coryon Mason	0	4
Damien Daniels	0	3
Mahki Morris	1	3
Logan McLaughlin	0	2
Tobias Cameron	0	1
Reggie Miller	0	1
Airion Simmons	0	1
Games with 5 Fouls		
Coryon Mason	0	6
Airion Simmons	0	2
Damien Daniels	0	1
Mahki Morris	0	1
Double Doubles		
Airion Simmons	1	1
Logan McLaughlin	0	1

News and Notes

Turnover Trouble
- Once again, the Wildcats are forcing turnovers at a high rate with 20 forced in each of their first two games.
- The team boasts a plus-six turnover margin through two games (both against Power 5 competition), their +6.3 margin last season led the NCAA.

Career Bests
- ACU had five different players meet or exceed their career bests in several areas against Texas A&M.
- Reggie Miller (18) and Cameron Steele (11) each posted career marks in scoring while Mahki Morris (15) matched his career best from the fall of 2019.
- Airion Simmons posted his first-career double-double on the night as well as earning a new career mark with five steals.
- Damien Daniels notched a career-high in assists with nine.

Preseason Quick Hits
- The Wildcats return 10 players who saw the court at some point last season.

- ACU lost two of their top three scorers from a season ago in Kolton Kohl and Joe Pleasant, but return all three starting guards.

- Damien Daniels was named to the preseason second team by the coaches, while Coryon Mason and Reggie Miller were each named to the preseason second team by the media.

- Brette Tanner takes the reins as the 17th head coach in Wildcats history. He moves into the head coach role after eight seasons as an assistant and associate head coach.

- The Wildcats once again went to the JUCO ranks for recruiting bringing in three JUCO transfers this season. The team now has seven players who spent at least one season at JUCO school.

- ACU is coming off the best season in program history with a 24-5 record and a trip to the NCAA round of 32. The team upset three-seeded Texas in the first round.

- Defense will be the focus for the Wildcats once again as they come off a season where they led the nation in turnover margin (+6.3) and ranked second for steals per game (9.7). The was also fifth in the NCAA in scoring defense (60.5).

Team Stats Leaders

	ACU	UTA
Points	Morris-12.0	Azore-10.5
Rebounds	Simmons-8.5	Castro-6.0
Assists	Daniels-5.0	Levi-5.5
Turnovers	Daniels-2.5	Azore-3.0
Steals	Simmons-3.5	Levi-2.5
Blocks	Steele-1.5	Castro-2.0
FG%	Allen-.600	Wilson-.900
3-pt FG%	Allen-.750	Levi-.667
FT%	Daniels-.750	Azore-.875
Fouls	Miller-7	Wilson-4
Minutes	Daniels-37.5	Levi-26.0

Series History

The Wildcats lead the series 19-9.

Last 10 meetings

Nov. 26, 1994, UTA W 93-92
Dec. 7, 1993, ACU W 87-79
Feb. 19, 1973, UTA W 106-72
Jan. 22, 1973, UTA W 79-68
Feb. 19, 1972, ACU W 80-79
Feb. 5, 1972, UTA W 90-86
Feb. 20, 1971, UTA W 85-78
Jan. 25, 1971, ACU W 87-79
Feb. 23, 1970, ACU W 82-79
Jan. 31, 1970, UTA W 111-92

ACU When They..

Play at home	0-0
Play on the road	0-2
Play at a neutral site	0-0
Lead at the half	0-0
Trail at the half	0-2
Game tied at the half	0-0
Lead with 2:00 left in regulation	0-1
Trail with 2:00 left in regulation	0-1
Tied with 2:00 left in regulation	0-0
Shoot 50% or better	0-0
Shoot less than 50%	0-2
Opponent shoots 50% or better	0-0
Shoot better than opponent	0-0
Shoot worse than opponent	0-2
Make more FT than opponent	0-0
Make equal or less FT	0-2
Outrebound opponent	0-0
Is outrebounded	0-2
Commit more TO's than opponent	0-0
Commit equal or less TO's than opp	0-2
Score more or equal bench points	0-1
Score less bench points	0-1
Play a nationally ranked team	0-0
Play on national/regional television	0-2
Play on Friday, Saturday, Sunday	0-1
Play on weeknight	0-1
Margin is 5 points or fewer	0-1
Margin is between 6 and 10	0-0
Margin is between 11 and 20	0-1
Margin is between 21 and 29	0-0
Margin is between 30 and 40	0-0
Margin is more than 40	0-0
Score 59 points or fewer	0-1
Score between 60 and 69	0-0
Score between 70 and 79	0-0
Score between 80 and 89	0-1
Score 90 points or more	0-0
Hold opponent to 40 points or less	0-0
Hold opponent to 41-49 points	0-0
Hold opponent to 50-59 points	0-0
Hold opponent to 60-69 points	0-0
Opponent score 70 or more	0-2

News and Notes (cont.)

Quick Facts

ACU MEN'S BASKETBALL

President: Dr. Phil Schubert *(ACU, '91)*
Location: Abilene, Texas
Population: 120,000
Founded: 1906
Joined WAC: 2021
Enrollment: 4,910
Nickname: Wildcats
Colors: Purple and White
Faculty Athletics Representative
Dr. Jonathan Stewart *(Lubbock Christian, '90)*
Director of Athletics
Allen Ward *(William Jewel, '89)*
Deputy Director of Athletics for Administration / Chief of Staff
Chris Ballard *(ACU, '08)*
Deputy Director of Athletics / External Operations
Steve Harrell *(Delaware, '06)*
Assistant Athletic Trainer
Tony Corrao *(Indiana, '18)*
Media Relations Coordinator
Cassie Kelley (Ohio Valley, '12)

Men's Basketball History

First Year of Basketball: 1919
First Year of WAC Basketball: 2021-22
All-Time Record, Years: 1,226-1,162 (101st season)
All-Time WAC Record, Years: 0-0, 1st season
Southland Championships, Last: 3, 1967-68
Southland Tournament Championships, Last: 2, 2020-21
NCAA I Playoff Appearances, Last: 2, 2020-21

Coaching Staff

Head Coach: Brette Tanner
Alma Mater, Year: Emporia State, 1998
Record at School: 0-1, 1st season
Career Record: Same
WAC Conference Record: 0-1, 1st season
Basketball Office Phone: 325-674-2323

Assistant Coaches

Assistant Coach
Antonio Bostic *(Stephen F. Austin, '13)*
Sixth season at ACU
Assistant Coach
Jon Trilli *(Midwestern State, '15)*
Third season at ACU
Assistant Coach
Kyle Bankhead *(Gonzaga, '04)*
Second season at ACU
Director of Operations
Colton Southall *(Radford, '19)*
Third season at ACU
Graduate Assistant Coach
Cody Stratton *(Central Missouri, '20)*
First season at ACU
Student Managers
Duncan Bacon *(Third season)*
Jaylon Florence *(First season)*
Jackson Stevens *(First season)*
Colby Tanner *(First season)*

Head Coach
Brette Tanner

Brette Tanner was named the 17th head coach in Abilene Christian's men's basketball history on April 14th, 2021. Tanner was promoted to to the head coaching position after eight seasons with the Wildcats, first as an assistant and the last six seasons as the associate head coach. Tanner joined the ACU program in May of 2013 following a seven-year stint at Stephen F. Austin.

Tanner was key in leading the Wildcats to three-straight 20-win seasons and back-to-back NCAA postseason appearances and their first round upset of Texas in the 2021 NCAA Tournament. He has been instrumental in developing a defense that was ranked first in the nation for turnovers forced (19.93/game) and turnover margin (+6.3) in 2021. The defense was also ranked second in steals per game (9.7) and fifth in scoring defense (60.4 ppg).

Prior to ACU, Tanner was the top assistant at SFA where he helped the program to an overall mark of 153-65, three regular-season Southland championships and three title game appearances from 2006-13. During his last six seasons at SFA, the Lumberjacks had the best winning percentage of all 21 NCAA Division I programs in Texas (138-49, .738). In addition, SFA led the nation in scoring defense in 2010-11 and 2011-12.

He was the assistant basketball coach at South Plains College from 2004-06 and prior to that was a four-year (2000-04) head coach at Fort Scott (Kansas) Community College. He left there ranked fourth on the all-time wins list while his team posted the highest GPA in the region for three consecutive years. Tanner also was an assistant at Fort Scott for two seasons under current Texas basketball head coach Chris Beard.

Before beginning his coaching career, Tanner played for Allen County (Kan.) Community College for two years, earning his associate of science degree along the way. Following his stint at ACCC he transferred to Emporia State (Kan.) University. There he earned his bachelor's degree and played for head coach Ron Slaymaker. Tanner completed his education at Pittsburg State University (Kan.) where he earned his Master's in Kinesiology.

Tanner and his wife, Lindsey, have two sons, Colby and Carson.

The Tanner File

Born: Nov. 7, 1975

Hometown: Rose Hill, Kan.

Family: Wife, Lindsey; two sons, Colby and Carson

Degrees: Bachelor of Science (Emporia State, '98), Master's of Kinesiology (Pittsburg State)

Playing Experience:

- Allen County Community College (2 years)
- Emporia State (Kan.) (2 years)

ACU Record: 0-2 (1st season)
Career Record: 0-2 (1st season)

Coaching Experience

1999-2000	Assistant Coach	Fort Scott (Kan.) C.C.
2000-01	Head Coach	Fort Scott (Kan.) C.C.
2001-02	Head Coach	Fort Scott (Kan.) C.C.
2002-03	Head Coach	Fort Scott (Kan.) C.C.
2003-04	Head Coach	Fort Scott (Kan.) C.C.
2004-05	Assistant Coach	South Plains College
2005-06	Assistant Coach	South Plains College
2006-07	Assistant Coach	SFA
2007-08	Assistant Coach	SFA
2008-09	Assistant Coach	SFA
2009-10	Assistant Coach	SFA
2010-11	Assistant Coach	SFA
2011-12	Assistant Coach	SFA
2012-13	Assistant Coach	SFA
2013-14	Assistant Coach	Abilene Christian
2014-15	Assistant Coach	Abilene Christian
2015-16	Assoc. Head Coach	Abilene Christian
2016-17	Assoc. Head Coach	Abilene Christian
2017-18	Assoc. Head Coach	Abilene Christian
2018-19	Assoc. Head Coach	Abilene Christian
2019-20	Assoc. Head Coach	Abilene Christian
2020-21	Assoc. Head Coach	Abilene Christian
2021-22	Head Coach	Abilene Christian

Around the WAC

Standings	Conference Record W	L	Pct.	Overall Record W	L	Pct.	Streak
California Baptist	0	0	.000	2	0	1.000	W2
Chicago State	0	0	.000	2	0	1.000	W2
Grand Canyon	0	0	.000	2	0	1.000	W2
New Mexico State	0	0	.000	2	0	1.000	W2
Seattle	0	0	.000	2	1	.667	W1
SFA	0	0	.000	2	1	.667	L1
Dixie State	0	0	.000	1	1	.500	W1
Lamar	0	0	.000	1	1	.500	L1
Sam Houston	0	0	.000	1	1	.500	L1
UTRGV	0	0	.000	1	1	.500	L1
Utah Valley	0	0	.000	1	1	.500	W1
Abilene Christian	**0**	**0**	**.000**	**0**	**2**	**.000**	**L2**
Tarleton	0	0	.000	0	2	.000	L2

2021-22 Statistical Leaders

TEAM LEADERS		CONFERENCE LEADERS	
Points: Mahki Morris	12.0	Points: Savion Flagg, SHSU	25.5
Rebounds: Airion Simmons	8.5	Rebounds: Tristan Ikpe, SHSU	11.0
Assists: Damien Daniels	5.0	Assists: Taran Armstrong, CBU	8.5
Steals: Airion Simmons	3.5	Steals: Airion Simmons, ACU	3.5
Blocks: Cameron Steele	1.5	Blocks: Tim Fuller, UVU	2.5
FG%: Immanuel Allen	.600	FG%: Sean Miller-Moore, GCU	.778
3-pt FG%: Immanuel Allen	.750	3-pt FG%: Nana Antwi-Boasiako, SFA	1.000

WAC Weekly Awards

11/15 .....Branden Betson, CSU-Player
Taran Armstrong, CBU-Freshman

Last Time Out: Five Wildcats have career nights in double OT thriller

Official Basketball Box Score - Final
Abilene Christian at Texas A&M
11/12/21 Reed Arena, Bryan-College Station
2021-22 Men's Basketball

Game Time: 7:00 PM
Game Duration: 2:48
Attendance: 5,206

Officials: Pat Adams, John Hampton, Wesley Ford

Abilene Christian - 80 Record: 0-2

NO.	Name		Min	FG M-A	3P M-A	FT M-A	Rebounds OR	DR	TOT	Fouls PF	FD	TP	AS	TO	ST	Blocks BS	BA	+/-
5	Cameron Steele	F	38:18	5-10	1-4	0-0	2	4	6	1	0	11	4	1	0	0	1	3
23	Airion Simmons	F	31:30	4-8	0-2	2-5	4	6	10	2	3	10	3	2	5	0	0	-3
4	Damien Daniels	G	42:41	1-7	0-3	1-2	0	2	2	4	1	3	9	2	3	0	2	2
10	Reggie Miller	G	45:04	7-13	2-5	2-4	6	3	9	4	4	18	2	3	2	0	0	1
12	Mahki Morris	G	26:23	5-8	4-5	1-2	1	1	2	4	2	15	0	2	1	0	0	-2
20	Coryon Mason		34:39	8-19	2-4	0-0	0	1	1	4	3	18	3	1	1	0	2	-2
25	Immanuel Allen		14:37	2-4	1-2	0-0	0	2	2	3	0	5	0	1	1	0	0	7
11	Tobias Cameron		07:10	0-1	0-1	0-0	1	1	2	0	1	0	1	1	0	0	0	-1
15	Furaha Cadeaux de Dieu		03:57	0-3	0-0	0-0	0	0	0	1	1	0	0	0	0	0	1	-3
0	Ja'Sean Jackson		03:50	0-0	0-0	0-0	0	0	0	0	0	0	0	2	0	0	0	-4
34	Yuot Gai		01:51	0-0	0-0	0-0	0	1	1	0	0	0	0	1	0	0	0	-3
Team							2	1	3			0		0				
Totals				32-73	10-26	6-13	16	22	38	23	15	80	22	16	13	0	6	-1

Technical Fouls::NONE

Shooting By Period		
1st FG%	8-27	29.6%
3PT%	3-10	30.0%
FT%	1-2	50%
2nd FG%	17-33	51.5%
3PT%	4-9	44.4%
FT%	3-7	42.9%
:OT FG%	7-13	53.8%
3PT%	3-7	42.9%
FT%	2-4	50%
GM FG%	32-73	43.8%
3PT%	10-26	38.5%
FT%	6-13	46.2%

Dead Ball Rebounds: 2, 0

Texas A&M - 81 Record: 2-0

NO.	Name		Min	FG M-A	3P M-A	FT M-A	Rebounds OR	DR	TOT	Fouls PF	FD	TP	AS	TO	ST	Blocks BS	BA	+/-
15	Henry Coleman III	F	35:17	3-5	0-0	3-6	3	6	9	0	4	9	1	2	1	1	0	2
31	Javonte Brown	F	12:29	1-2	0-0	0-0	2	2	4	1	0	2	0	1	1	2	0	-7
1	Marcus Williams	G	37:29	4-7	2-4	2-2	0	5	5	4	1	12	2	4	0	0	0	4
20	Andre Gordon	G	42:03	6-10	4-6	1-2	0	3	3	0	1	17	4	1	3	1	0	9
23	Tyrece Radford	G	40:54	4-11	2-5	5-6	0	6	6	1	5	15	3	3	0	0	0	-2
3	Quenton Jackson		32:48	2-5	0-1	9-10	1	3	4	2	8	13	2	4	2	2	0	2
10	Ethan Henderson		19:26	1-1	0-0	0-0	2	2	4	4	0	2	0	0	1	0	0	2
4	Wade Taylor IV		07:21	0-4	0-1	2-4	0	1	1	3	2	2	1	4	0	0	0	-6
5	Hassan Diarra		13:22	3-6	1-4	2-3	0	1	1	0	2	9	1	1	0	0	0	-1
35	Manny Obaseki		05:07	0-1	0-0	0-0	0	0	0	0	0	0	0	0	0	0	0	4
0	Aaron Cash		03:44	0-2	0-0	0-0	2	0	2	0	0	0	0	0	0	0	0	-2
Team							1	0	1			0		0				
Totals				24-54	9-21	24-33	11	29	40	15	23	81	14	20	8	6	0	1

Technical Fouls::NONE

Shooting By Period		
1st FG%	8-24	33.3%
3PT%	3-9	33.3%
FT%	9-11	81.8%
2nd FG%	10-18	55.6%
3PT%	3-6	50.0%
FT%	10-12	83.3%
:OT FG%	6-12	50.0%
3PT%	3-6	50.0%
FT%	5-10	50%
GM FG%	24-54	44.4%
3PT%	9-21	42.9%
FT%	24-33	72.7%

Dead Ball Rebounds: 6, 1

	ACU	TAMU
Biggest lead	6 (2nd 3:46)	11 (2nd 13:35)
Best Scoring Run	10(2nd 10:01)	7(1st OT 1:26)
Lead Changes	13	
Times Tied	13	
Time with Lead	10:06	29:17

Points from	ACU	TAMU
Turnovers	22	9
Paint	38	24
Second Chance	12	12
Fast Breaks	10	10
Bench	23	26

Period by Period Scoring	1st	2nd	OT1	OT2	TOT
ACU	20	41	12	7	80
TAMU	28	33	12	8	81

LIVESTATS

COLLEGE STATION, Texas — The Wildcats battled a tough Aggies team to the wire on Friday night but a last-second three in the second overtime gave Texas A&M the 81-80 win. After a slow start to the game, resulting in a 28-20 halftime score in favor of the Aggies, the Wildcats defense picked up their intensity and went on a 10-0 run in the middle of the second half to take their first lead since 12-11. The team stretched their lead to six points with just under four minutes left, but the Aggies close the half on an 8-2 run to force overtime.

Texas A&M jumped out to a 70-63 lead in the first overtime with and ACU answered this time with a 10-3 run to force the second overtime, capped by a Mahki Morris three with just 0.8 second on the clock. The Wildcats held a two-point lead with just 25 seconds left to play in the second overtime and fouled an Aggie player with six seconds left in the game. The Aggies missed both free throws but got the team rebound to get the ball back under their basket. The Wildcats played phenomenal defense over the last six seconds but Hassan Diarra hit a deep three with a hand in his face to seal a win for the Aggies.

Key Plays
-The Wildcats were the first to score on the night when Damien Daniels drove the lane and dished the ball to a wide open Mahki Morris for the layup.
-Cameron Steele gave the Wildcats the 12-11 lead with a three in transition from the wing.
-Just two minutes into the second half, Airion Simmons got the steal and fed the ball to Miller for a fastbreak layup that cut the TAMU lead to just five.
-The Wildcats went on a 10-0 run in the middle of the second half fueled by three forced turnovers and capped by a steal and score from Simmons.
-An offensive rebound and putback from Steele gave the Wildcats a six-point lead with just under four minutes to play in regulation.
-Down five in the first overtime, the Wildcats benefitted from an overturned call on possession to give them the ball under their basket with 29 seconds left to play. Brette Tanner drew up a solid play to find Coryon Mason in the corner for a three to cut the lead to two.
-Down three with 17 seconds to play, the Wildcats missed an open three, but Simmons got the offensive rebound and fed Morris on the win who hit the open shot with 0.8 seconds left to send the game to double overtime.
-Reggie Miller gave the Wildcats the 78-75 lead in double overtime with a step-back three from the wing.
-After Simmons gave ACU the two-point lead with 25 seconds left, the Wildcats committed a foul on the defensive end, but the Aggies missed both free throws and benefitted from a tough bounce on a rebound that gave them the ball back under their own basket. With six seconds to play, TAMU got the ball to the top of the key and Diarra hit a clutch last second shot over great defense from ACU.

Stat Pack
-Airion Simmons notched his first-career double-double with 10 points and 10 rebounds.
-Reggie Miller and Coryon Mason led the way with 18 points each, Miller's 18 were a career-high.
-Mahki Morris matched a career-high with 15 points, going 4-5 from deep and 5-8 from the field.
-Damien Daniels dished out nine assists on the night which was also a career-high.
-Cameron Steele rounded out the career performances for ACU with a new career-best 11 points.
-The Wildcats were plus-four in turnover margin, but more importantly used those turnovers to score points, edging the Aggies 22-9 in points off of turnovers.
-Texas A&M edged the Wildcats in the rebounding battle, 40-38, but ACU had 16 offensive rebounds to the Aggies 11.
-The Wildcats also won the points in the paint, outscoring the Aggies 38-24 inside.

2021-22 Abilene Christian Men's Basketball
Combined Team Statistics
All games

Game Records

Record	Overall	Home	Away	Neutral
ALL GAMES	0-2	0-0	0-2	0-0
CONFERENCE	0-0	0-0	0-0	0-0
NON-CONFERENCE	0-2	0-0	0-2	0-0

Score by Periods

Team	1st	2nd	OT	TOT
Abilene Christian	47	70	19	136
Opponents	62	69	20	151

Team Box Score

No.	Player				Total		3-Point		F-Throw		Rebounds											
		GP-GS	MIN	AVG	FG-FGA	FG%	3FG-3FGA	3FG%	FT-FTA	FT%	OFF	DEF	TOT	AVG	PF	DQ	A	TO	BLK	STL	PTS	AVG
12	MORRIS, Mahki	2-2	50:52	25.4	9-17	.529	4-8	.500	2-4	.500	2	2	4	2.0	7	0	1	4	0	2	24	12.0
10	MILLER, Reggie	2-2	68:39	34.3	9-17	.529	3-7	.429	2-4	.500	6	8	14	7.0	7	0	3	3	0	3	23	11.5
20	MASON, Coryon	2-0	53:36	26.8	10-25	.400	2-6	.333	1-3	.333	0	1	1	0.5	7	0	6	3	0	2	23	11.5
25	ALLEN, Immanuel	2-0	34:48	17.4	6-10	.600	3-4	.750	3-4	.750	1	2	3	1.5	6	0	1	1	1	1	18	9.0
23	SIMMONS, Airion	2-2	51:46	25.9	6-17	.353	0-6	.000	3-8	.375	7	10	17	8.5	5	0	3	3	2	7	15	7.5
5	STEELE, Cameron	2-2	65:57	33.0	6-14	.429	2-7	.286	0-2	.000	2	8	10	5.0	5	0	6	2	3	1	14	7.0
4	DANIELS, Damien	2-2	74:50	37.4	4-18	.222	0-5	.000	3-4	.750	0	4	4	2.0	4	0	10	5	0	4	11	5.5
15	CADEAUX DE DIEU, Furaha	2-0	12:12	6.1	2-5	.400	0-0	.000	0-1	.000	2	1	3	1.5	3	0	0	0	0	1	4	2.0
13	SMITH, Stevie	1-0	03:48	3.8	1-2	.500	0-1	.000	0-0	.000	0	1	1	1.0	1	0	1	1	0	1	2	2.0
11	CAMERON, Tobias	2-0	16:48	8.4	1-4	.250	0-3	.000	0-0	.000	1	1	2	1.0	1	0	2	1	0	0	2	1.0
0	JACKSON, Ja'Sean	2-0	09:21	4.7	0-1	.000	0-0	.000	0-0	.000	0	0	0	0.0	0	0	0	2	0	0	0	0.0
34	GAI, Yuot	2-0	03:55	2.0	0-0	.000	0-0	.000	0-0	.000	0	1	1	0.5	1	0	0	1	0	0	0	0.0
1	MCLAUGHLIN, Logan	1-0	03:28	3.5	0-0	.000	0-0	.000	0-0	.000	0	2	2	2.0	0	0	0	0	0	0	0	0.0
Team											3	2	5					2				
Total		**2**	**450**		**54-130**	**.415**	**14-47**	**.298**	**14-30**	**.467**	**24**	**43**	**67**	**33.5**	**47**	**0**	**33**	**28**	**6**	**22**	**136**	**68.0**
Opponents		**2**	**450**		**48-116**	**.414**	**16-44**	**.364**	**39-56**	**.696**	**33**	**62**	**95**	**47.5**	**37**	**1**	**26**	**40**	**9**	**13**	**151**	**75.5**

Team Statistics

	ACU	OPP
Scoring	**136**	**151**
Points per game	68.0	75.5
Scoring margin	-7.5	-
Field goals-att	**54-130**	**48-116**
Field goal pct	.415	.414
3 point fg-att	**14-47**	**16-44**
3-point FG pct	.298	.364
3-pt FG made per game	7.0	8.0
Free throws-att	**14-30**	**39-56**
Free throw pct	.467	.696
F-Throws made per game	7.0	19.5
Rebounds	**67**	**95**
Rebounds per game	33.5	47.5
Rebounding margin	-14.0	-
Assists	**33**	**26**
Assists per game	16.5	13.0
Turnovers	**28**	**40**
Turnovers per game	14.0	20.0
Turnover margin	+6.0	-
Assist/turnover ratio	1.2	0.7
Steals	**22**	**13**
Steals per game	11.0	6.5
Blocks	**6**	**9**
Blocks per game	3.0	4.5
Winning streak	**0**	**-**
Home win streak	0	-
Attendance	**0**	**11907**
Home games-Avg/Game	0-0	2-5954
Neutral site-Avg/Game	-	0-0

Team Results

Date	Opponent		Score	Att.
11/09/2021	at Utah	L	56-70	6701
11/12/2021	at Texas A&M	Lot2	80-81	5206

2020-21 ACU Conference Stats

2020-21 Abilene Christian Men's Basketball
Combined Team Statistics
In Conference games

as of Nov 07, 2021

Game Records

Record	Overall	Home	Away	Neutral
ALL GAMES	13-2	8-0	5-2	0-0
CONFERENCE	13-2	8-0	5-2	0-0
NON-CONFERENCE	0-0	0-0	0-0	0-0

Score by Periods

Team	1st	2nd	OT	TOT
Abilene Christian	576	602	0	1178
Opponents	445	498	0	943

Team Box Score

No.	Player				Total		3-Point		F-Throw		Rebounds											
		GP-GS	MIN	AVG	FG-FGA	FG%	3FG-3FGA	3FG%	FT-FTA	FT%	OFF	DEF	TOT	AVG	PF	DQ	A	TO	BLK	STL	PTS	AVG
34	KOHL, Kolton	15-15	300:05	20.0	82-144	.569	2-9	.222	41-59	.695	27	43	70	4.7	27	0	29	22	21	6	207	13.8
20	MASON, Coryon	11-8	298:03	27.1	44-96	.458	17-35	.486	21-32	.656	7	19	26	2.4	26	1	29	16	2	11	126	11.5
32	PLEASANT, Joe	15-15	367:36	24.5	63-135	.467	12-26	.462	25-43	.581	41	48	89	5.9	22	0	21	22	5	10	163	10.9
42	GAYMAN, Clay	12-0	184:05	15.3	32-76	.421	14-46	.304	29-33	.879	10	34	44	3.7	20	1	17	19	4	5	107	8.9
12	MORRIS, Mahki	15-7	309:15	20.6	38-85	.447	18-50	.360	17-24	.708	6	29	35	2.3	37	1	20	19	2	11	111	7.4
3	SIMMONS, Airion	15-0	228:46	15.3	39-78	.500	9-23	.391	15-21	.714	17	40	57	3.8	41	1	13	22	6	20	102	6.8
10	MILLER, Reggie	15-15	454:41	30.3	30-65	.462	12-32	.375	26-37	.703	14	47	61	4.1	39	0	77	24	6	28	98	6.5
4	DANIELS, Damien	15-14	366:36	24.4	34-91	.374	12-42	.286	12-16	.750	9	23	32	2.1	27	0	42	20	0	30	92	6.1
15	ALLEN, Immanuel	4-0	47:16	11.8	6-15	.400	2-4	.500	3-5	.600	4	9	13	3.3	7	0	5	1	0	1	17	4.3
5	STEELE, Cameron	11-0	66:59	6.1	13-23	.565	6-10	.600	9-11	.818	2	13	15	1.4	11	0	5	4	1	0	41	3.7
11	CAMERON, Tobias	15-0	168:51	11.3	18-37	.486	8-24	.333	9-11	.818	14	15	29	1.9	27	0	27	7	2	14	53	3.5
1	MCLAUGHLIN, Logan	13-0	119:32	9.2	10-40	.250	9-32	.281	2-3	.667	2	16	18	1.4	8	0	11	11	0	4	31	2.4
21	RICHARDSON, Jameson	9-0	35:58	4.0	9-15	.600	1-3	.333	1-3	.333	2	3	5	0.6	11	0	1	5	1	0	20	2.2
33	HIEPLER, Paul	10-1	31:06	3.1	1-5	.200	1-5	.200	7-8	.875	0	4	4	0.4	1	0	3	1	1	2	10	1.0
13	BROOKS, Payton	7-0	21:10	3.0	0-3	.000	0-1	.000	0-2	.000	0	1	1	0.1	0	0	2	0	0	0	0	0.0
Team											18	28	46					8				
Total		**15**	**3000**		**419-908**	**.461**	**123-342**	**.360**	**217-308**	**.705**	**173**	**372**	**545**	**36.3**	**304**	**4**	**302**	**201**	**51**	**142**	**1178**	**78.5**
Opponents		**15**	**3000**		**312-762**	**.409**	**84-260**	**.323**	**235-341**	**.689**	**135**	**372**	**507**	**33.8**	**296**	**4**	**159**	**285**	**53**	**105**	**943**	**62.9**

Team Statistics

	ACU	OPP
Scoring	**1178**	**943**
Points per game	78.5	62.9
Scoring margin	+15.7	-
Field goals-att	**419-908**	**312-762**
Field goal pct	.461	.409
3 point fg-att	**123-342**	**84-260**
3-point FG pct	.360	.323
3-pt FG made per game	8.2	5.6
Free throws-att	**217-308**	**235-341**
Free throw pct	.705	.689
F-Throws made per game	14.5	15.7
Rebounds	**545**	**507**
Rebounds per game	36.3	33.8
Rebounding margin	+2.5	-
Assists	**302**	**159**
Assists per game	20.1	10.6
Turnovers	**201**	**285**
Turnovers per game	13.4	19.0
Turnover margin	+5.6	-
Assist/turnover ratio	1.5	0.6
Steals	**142**	**105**
Steals per game	9.5	7.0
Blocks	**51**	**53**
Blocks per game	3.4	3.5
Winning streak	**2**	**-**
Home win streak	8	-
Attendance	**3022**	**4851**
Home games-Avg/Game	8-378	7-693
Neutral site-Avg/Game	-	0-0

Team Results

Date	Opponent		Score	Att.
01/02/2021	Lamar University	W	83-65	245
01/06/2021	at Houston Baptist	W	66-63	140
01/16/2021	Southeastern La.	W	76-42	332
01/20/2021	at Sam Houston	L	57-64	707
01/23/2021	Central Ark.	W	93-58	411
01/27/2021	SFA	W	82-62	382
01/30/2021	at Incarnate Word	W	75-67	176
02/06/2021	at Lamar University	W	77-62	1239
02/08/2021	at A&M-Corpus Christi	W	82-69	464
02/10/2021	Houston Baptist	W	88-59	294
02/13/2021	A&M-Corpus Christi	W	83-55	416
02/24/2021	Sam Houston	W	86-72	507
02/27/2021	at Central Ark.	L	82-84	489
03/03/2021	at SFA	W	63-61	1636
03/06/2021	Incarnate Word	W	85-60	435

2021-22 Abilene Christian Men's Basketball
Team Game-by-Game
All games

				Total		3-Pointers		Free throws		Rebounds										
Opponent	**Date**	**Score**		**FG-FGA**	**PCT**	**3FG-3FGA**	**PCT**	**FT-FTA**	**PCT**	**OFF**	**DEF**	**TOT**	**AVG**	**PF**	**A**	**TO**	**BLK**	**STL**	**PTS**	**AVG**
at Utah	11/09/2021	56-70	L	22-57	.386	4-21	.190	8-17	.471	8	21	29	29.0	24	11	12	6	9	56	56.0
at Texas A&M	11/12/2021	80-81	Lot2	32-73	.438	10-26	.385	6-13	.462	16	22	38	33.5	23	22	16	0	13	80	68.0
Total		**136**		**54-130**	**.415**	**14-47**	**.298**	**14-30**	**.467**	**24**	**43**	**67**	**33.5**	**47**	**33**	**28**	**6**	**22**	**136**	**68.0**
Opponents		151		48-116	.414	16-44	.364	39-56	.696	33	62	95	47.5	37	26	40	9	13	151	75.5

Abilene Christian Averages

Games Played	Points/ game	FG Pct	3FG Pct	FT Pct	Rebounds/ game	Assists/ game	Turnovers/ game	Assist/Turnover ratio	Steals/ game	Blocks/ game
2	68.0	41.5	29.8	46.7	33.5	16.5	14.0	1.2	11.0	3.0

ACU, Opponent Game Highs / Lows

2021-22 Abilene Christian Men's Basketball
Team High/Low Analysis
All games

Page 1/4
as of Nov 15, 2021

Abilene Christian - Game Highs

POINTS	80		at Texas A&M (11/12/2021)
	56		at Utah (11/09/2021)
FIELD GOALS MADE	32		at Texas A&M (11/12/2021)
	22		at Utah (11/09/2021)
FIELD GOAL ATTEMPTS	73		at Texas A&M (11/12/2021)
	57		at Utah (11/09/2021)
FIELD GOAL PERCENTAGE	.438	(32-73)	at Texas A&M (11/12/2021)
	.386	(22-57)	at Utah (11/09/2021)
3 PT FG MADE	10		at Texas A&M (11/12/2021)
	4		at Utah (11/09/2021)
3 PT FG ATTEMPTS	26		at Texas A&M (11/12/2021)
	21		at Utah (11/09/2021)
3 PT FG PERCENTAGE	.385	(10-26)	at Texas A&M (11/12/2021)
	.190	(4-21)	at Utah (11/09/2021)
FREE THROWS MADE	8		at Utah (11/09/2021)
	6		at Texas A&M (11/12/2021)
FREE THROW ATTEMPTS	17		at Utah (11/09/2021)
	13		at Texas A&M (11/12/2021)
FREE THROW PERCENTAGE	.471	(8-17)	at Utah (11/09/2021)
	.462	(6-13)	at Texas A&M (11/12/2021)
REBOUNDS	38		at Texas A&M (11/12/2021)
	29		at Utah (11/09/2021)
ASSISTS	22		at Texas A&M (11/12/2021)
	11		at Utah (11/09/2021)
STEALS	13		at Texas A&M (11/12/2021)
	9		at Utah (11/09/2021)
BLOCKED SHOTS	6		at Utah (11/09/2021)
	0		at Texas A&M (11/12/2021)
TURNOVERS	16		at Texas A&M (11/12/2021)
	12		at Utah (11/09/2021)
FOULS	24		at Utah (11/09/2021)
	23		at Texas A&M (11/12/2021)

2021-22 Abilene Christian Men's Basketball
Team High/Low Analysis
All games

Page 2/4
as of Nov 15, 2021

Opponent - Game Highs

POINTS	81		at Texas A&M (11/12/2021)
	70		at Utah (11/09/2021)
FIELD GOALS MADE	24		at Texas A&M (11/12/2021)
	24		at Utah (11/09/2021)
FIELD GOAL ATTEMPTS	62		at Utah (11/09/2021)
	54		at Texas A&M (11/12/2021)
FIELD GOAL PERCENTAGE	.444	(24-54)	at Texas A&M (11/12/2021)
	.387	(24-62)	at Utah (11/09/2021)
3 PT FG MADE	9		at Texas A&M (11/12/2021)
	7		at Utah (11/09/2021)
3 PT FG ATTEMPTS	23		at Utah (11/09/2021)
	21		at Texas A&M (11/12/2021)
3 PT FG PERCENTAGE	.429	(9-21)	at Texas A&M (11/12/2021)
	.304	(7-23)	at Utah (11/09/2021)
FREE THROWS MADE	24		at Texas A&M (11/12/2021)
	15		at Utah (11/09/2021)
FREE THROW ATTEMPTS	33		at Texas A&M (11/12/2021)
	23		at Utah (11/09/2021)
FREE THROW PERCENTAGE	.727	(24-33)	at Texas A&M (11/12/2021)
	.652	(15-23)	at Utah (11/09/2021)
REBOUNDS	55		at Utah (11/09/2021)
	40		at Texas A&M (11/12/2021)
ASSISTS	14		at Texas A&M (11/12/2021)
	12		at Utah (11/09/2021)
STEALS	8		at Texas A&M (11/12/2021)
	5		at Utah (11/09/2021)
BLOCKED SHOTS	6		at Texas A&M (11/12/2021)
	3		at Utah (11/09/2021)
TURNOVERS	20		at Texas A&M (11/12/2021)
	20		at Utah (11/09/2021)
FOULS	22		at Utah (11/09/2021)
	15		at Texas A&M (11/12/2021)

2021-22 Abilene Christian Men's Basketball
Team High/Low Analysis
All games

Page 3/4
as of Nov 15, 2021

Abilene Christian - Game Lows

POINTS	56		at Utah (11/09/2021)
	80		at Texas A&M (11/12/2021)
FIELD GOALS MADE	22		at Utah (11/09/2021)
	32		at Texas A&M (11/12/2021)
FIELD GOAL ATTEMPTS	57		at Utah (11/09/2021)
	73		at Texas A&M (11/12/2021)
FIELD GOAL PERCENTAGE	.386	(22-57)	at Utah (11/09/2021)
	.438	(32-73)	at Texas A&M (11/12/2021)
3 PT FG MADE	4		at Utah (11/09/2021)
	10		at Texas A&M (11/12/2021)
3 PT FG ATTEMPTS	21		at Utah (11/09/2021)
	26		at Texas A&M (11/12/2021)
3 PT FG PERCENTAGE	.190	(4-21)	at Utah (11/09/2021)
	.385	(10-26)	at Texas A&M (11/12/2021)
FREE THROWS MADE	6		at Texas A&M (11/12/2021)
	8		at Utah (11/09/2021)
FREE THROW ATTEMPTS	13		at Texas A&M (11/12/2021)
	17		at Utah (11/09/2021)
FREE THROW PERCENTAGE	.462	(6-13)	at Texas A&M (11/12/2021)
	.471	(8-17)	at Utah (11/09/2021)
REBOUNDS	29		at Utah (11/09/2021)
	38		at Texas A&M (11/12/2021)
ASSISTS	11		at Utah (11/09/2021)
	22		at Texas A&M (11/12/2021)
STEALS	9		at Utah (11/09/2021)
	13		at Texas A&M (11/12/2021)
BLOCKED SHOTS	0		at Texas A&M (11/12/2021)
	6		at Utah (11/09/2021)
TURNOVERS	12		at Utah (11/09/2021)
	16		at Texas A&M (11/12/2021)
FOULS	23		at Texas A&M (11/12/2021)
	24		at Utah (11/09/2021)

2021-22 Abilene Christian Men's Basketball
Team High/Low Analysis
All games

Page 4/4
as of Nov 15, 2021

Opponent - Game Lows

POINTS	70		at Utah (11/09/2021)
	81		at Texas A&M (11/12/2021)
FIELD GOALS MADE	24		at Texas A&M (11/12/2021)
	24		at Utah (11/09/2021)
FIELD GOAL ATTEMPTS	54		at Texas A&M (11/12/2021)
	62		at Utah (11/09/2021)
FIELD GOAL PERCENTAGE	.387	(24-62)	at Utah (11/09/2021)
	.444	(24-54)	at Texas A&M (11/12/2021)
3 PT FG MADE	7		at Utah (11/09/2021)
	9		at Texas A&M (11/12/2021)
3 PT FG ATTEMPTS	21		at Texas A&M (11/12/2021)
	23		at Utah (11/09/2021)
3 PT FG PERCENTAGE	.304	(7-23)	at Utah (11/09/2021)
	.429	(9-21)	at Texas A&M (11/12/2021)
FREE THROWS MADE	15		at Utah (11/09/2021)
	24		at Texas A&M (11/12/2021)
FREE THROW ATTEMPTS	23		at Utah (11/09/2021)
	33		at Texas A&M (11/12/2021)
FREE THROW PERCENTAGE	.652	(15-23)	at Utah (11/09/2021)
	.727	(24-33)	at Texas A&M (11/12/2021)
REBOUNDS	40		at Texas A&M (11/12/2021)
	55		at Utah (11/09/2021)
ASSISTS	12		at Utah (11/09/2021)
	14		at Texas A&M (11/12/2021)
STEALS	5		at Utah (11/09/2021)
	8		at Texas A&M (11/12/2021)
BLOCKED SHOTS	3		at Utah (11/09/2021)
	6		at Texas A&M (11/12/2021)
TURNOVERS	20		at Texas A&M (11/12/2021)
	20		at Utah (11/09/2021)
FOULS	15		at Texas A&M (11/12/2021)
	22		at Utah (11/09/2021)



#0 Ja'Sean Jackson

6-0 • 170 • Fr • G • San Antonio / Karen Wagner HS

Season Highs

Points .....

FG % .....

Rebounds .....

Assists.....

Steals.....

Blocks .....

3-PT FGs .....

Career Highs

Points .....

FG % .....

Rebounds .....

Assists.....

Steals.....

Blocks .....

3-PT FGs .....

Honors & Awards

Season Stats

#0 JACKSON, Ja'Sean

				Total		3-Pointers		Free throws		Rebounds										
Opponent	Date	GS	MIN	FG-FGA	PCT	3FG-3FGA	PCT	FT-FTA	PCT	OFF	DEF	TOT	AVG	PF	A	TO	BLK	STL	PTS	AVG
at Utah	11/09/2021		05:31	0-1	.000	0-0	.000	0-0	.000	0	0	0	0.0	0	0	0	0	0	0	0.0
at Texas A&M	11/12/2021		03:50	0-0	.000	0-0	.000	0-0	.000	0	0	0	0.0	0	0	2	0	0	0	0.0
Totals		**0**	**09:21**	**0-1**	**.000**	**0-0**	**.000**	**0-0**	**.000**	**0**	**0**	**0**	**0.0**	**0**	**0**	**2**	**0**	**0**	**0**	**0.0**

Player Averages

Games Played	Minutes/ game	Points/ game	FG Pct	3FG Pct	FT Pct	Rebounds/ game	Assists/ game	Turnovers/ game	Assist/Turnover ratio	Steals/ game	Blocks/ game
2	4.7	0.0	0.0	0.0	0.0	0.0	0.0	1.0	0.0	0.0	0.0

Career Stats

JACKSON, Ja'sean

				Field Goals		3-Point		F-Throws		Rebounds									Scoring	
SEASON	TEAM	GP-GS	MIN/AVG	FG-FGA	FG%	3FG-3FGA	3FG%	FT-FTA	FT%	OFF	DEF	TOT	AVG	PF-FO	A	TO	BLK	STL	PTS	AVG
2021-22	ACU	2-0	9/4.7	0-1	.000	0-0	.000	0-0	.000	0	0	0	0.0	0-0	0	2	0	0	0	0.0
TOTAL		**2-0**	**9/4.7**	**0-1**	**.000**	**0-0**	**.000**	**0-0**	**.000**	**0**	**0**	**0**	**0.0**	**0-0**	**0**	**2**	**0**	**0**	**0**	**0.0**



#1 Logan McLaughlin

6-1 • 185 • R-Fr • G • Carollton, Texas / Hebron HS

Season Highs

Points . . . . . .

FG % . . . . . .

Rebounds 2
at Utah 11/9/21

Assists . . . . . .

Steals. . . . . .

Blocks . . . . . .

3-PT FGs . . . . . .

Career Highs

Points 17
vs. Howard Payne 12/1/20

FG % 1.000 (2-2)
vs. Austin Peay 11/27/20

Rebounds 10
vs. Howard Payne 12/1/20

Assists 2, 4x
last vs. Lamar 2/6/21

Steals. 1
vs. Howard Payne 12/1/20

Blocks 1
vs. Dallas Christian 12/29/20

3-PT FGs 5
vs. Howard Payne 12/1/20

Honors & Awards

Season Stats

#1 MCLAUGHLIN, Logan

				Total		3-Pointers		Free throws		Rebounds										
Opponent	Date	GS	MIN	FG-FGA	PCT	3FG-3FGA	PCT	FT-FTA	PCT	OFF	DEF	TOT	AVG	PF	A	TO	BLK	STL	PTS	AVG
at Utah	11/09/2021		03:28	0-0	.000	0-0	.000	0-0	.000	0	2	2	2.0	0	0	0	0	0	0	0.0
Totals		**0**	**03:28**	**0-0**	**.000**	**0-0**	**.000**	**0-0**	**.000**	**0**	**2**	**2**	**2.0**	**0**	**0**	**0**	**0**	**0**	**0**	**0.0**

Player Averages

Games Played	Minutes/ game	Points/ game	FG Pct	3FG Pct	FT Pct	Rebounds/ game	Assists/ game	Turnovers/ game	Assist/Turnover ratio	Steals/ game	Blocks/ game
1	3.5	0.0	0.0	0.0	0.0	2.0	0.0	0.0	0.0	0.0	0.0

Career Stats

MCLAUGHLIN, Logan

				Field Goals		3-Point		F-Throws		Rebounds									Scoring	
SEASON	TEAM	GP-GS	MIN/AVG	FG-FGA	FG%	3FG-3FGA	3FG%	FT-FTA	FT%	OFF	DEF	TOT	AVG	PF-FO	A	TO	BLK	STL	PTS	AVG
2020-21	ACU	27-0	249/9.2	30-88	.341	23-69	.333	5-9	.556	9	29	38	1.4	23-0	15	22	1	8	88	3.3
2021-22	ACU	1-0	3/3.5	0-0	.000	0-0	.000	0-0	.000	0	2	2	2.0	0-0	0	0	0	0	0	0.0
TOTAL		**28-0**	**252/9.0**	**30-88**	**.341**	**23-69**	**.333**	**5-9**	**.556**	**9**	**31**	**40**	**1.4**	**23-0**	**15**	**22**	**1**	**8**	**88**	**3.1**

#3 Leonardo Bettiol

6-8 • 214 • Fr • F • Roncade, Italy / Liceo Duca degli Abruzzi

Season Highs

Points .....

FG % .....

Rebounds .....

Assists.....

Steals.....

Blocks .....

3-PT FGs .....

Career Highs

Points .....

FG % .....

Rebounds .....

Assists.....

Steals.....

Blocks .....

3-PT FGs .....

Honors & Awards

Season Stats

Career Stats



#4 Damien Daniels

5-7 • 140 • R-Jr • G • Kansas City, Mo. / Hogan Prep

Season Highs

Points 8
at Utah 11/9/21
FG % 273
at Utah 11/9/21
Rebounds 2, 2x
last at Texas A&M 11/12/21
Assists 9
at Texas A&M 11/12/21
Steals. 3
at Texas A&M 11/12/21
Blocks . . . . . .

3-PT FGs . . . . . .

Career Highs

Points 13
vs. Lamar 2/6/21
FG % 1.000 (4-4)
vs UCA 2/29/20
Rebounds 7
vs. SFA 3/5/19
Assists 9
at Texas A&M 11/12/21
Steals. 6
vs. HBU 2/10/21
Blocks 1
vs. SLU 3/15/19
3-PT FGs 3, 3x
last vs. Lamar 2/6/21

Honors & Awards

2019-20
- 2020 Southland Commissioner's Honor Roll

2020-21
- Southland All-Defense
- Southland Tournament MVP

2021-22
-Preseason All-WAC second team (coaches)

Season Stats

#4 DANIELS, Damien

				Total		3-Pointers		Free throws		Rebounds										
Opponent	Date	GS	MIN	FG-FGA	PCT	3FG-3FGA	PCT	FT-FTA	PCT	OFF	DEF	TOT	AVG	PF	A	TO	BLK	STL	PTS	AVG
at Utah	11/09/2021	*	32:09	3-11	.273	0-2	.000	2-2	1.000	0	2	2	2.0	0	1	3	0	1	8	8.0
at Texas A&M	11/12/2021	*	42:41	1-7	.143	0-3	.000	1-2	.500	0	2	2	2.0	4	9	2	0	3	3	5.5
Totals		**2**	**74:50**	**4-18**	**.222**	**0-5**	**.000**	**3-4**	**.750**	**0**	**4**	**4**	**2.0**	**4**	**10**	**5**	**0**	**4**	**11**	**5.5**

Player Averages

Games Played	Minutes/ game	Points/ game	FG Pct	3FG Pct	FT Pct	Rebounds/ game	Assists/ game	Turnovers/ game	Assist/Turnover ratio	Steals/ game	Blocks/ game
2	37.4	5.5	22.2	0.0	75.0	2.0	5.0	2.5	2.0	2.0	0.0

Career Stats

DANIELS, Damien

				Field Goals		3-Point		F-Throws		Rebounds									Scoring	
SEASON	TEAM	GP-GS	MIN/AVG	FG-FGA	FG%	3FG-3FGA	3FG%	FT-FTA	FT%	OFF	DEF	TOT	AVG	PF-FO	A	TO	BLK	STL	PTS	AVG
2018-19	ACU	34-6	510/15.0	40-113	.354	15-53	.283	21-26	.808	12	41	53	1.6	47-0	61	32	1	20	116	3.4
2019-20	ACU	31-15	634/20.5	56-141	.397	18-66	.273	32-43	.744	16	58	74	2.4	68-1	96	50	0	34	162	5.2
2020-21	ACU	29-28	687/23.7	66-177	.373	22-75	.293	20-30	.667	11	43	54	1.9	51-0	72	42	1	57	174	6.0
2021-22	ACU	2-2	75/37.4	4-18	.222	0-5	.000	3-4	.750	0	4	4	2.0	4-0	10	5	0	4	11	5.5
TOTAL		**96-51**	**1906/19.8**	**166-449**	**.370**	**55-199**	**.276**	**76-103**	**.738**	**39**	**146**	**185**	**1.9**	**170-1**	**239**	**129**	**2**	**115**	**463**	**4.8**



#5 Cameron Steele

6-8 • 205 • R-Fr • F • Excelsior, Minn. / Minnetonka HS

Season Highs

Points 11
at Texas A&M 11/12/21
FG % 500
at Texas A&M 11/12/21
Rebounds 6
at Texas A&M 11/12/21
Assists.....4
at Texas A&M 11/12/21
Steals..... 1
at Utah 11/9/21
Blocks 3
at Utah 11/9/21
3-PT FGs 1, 2x
last at Texas A&M 11/12/21

Career Highs

Points 11
at Texas A&M 11/12/21
FG % 1.000
vs. UCA 1/23/21
Rebounds 7
vs. Dallas Christian 12/29/20
Assists.....4
at Texas A&M 11/12/21
Steals..... 1, 2x
last at Utah 11/9/21
Blocks 3
at Utah 11/9/21
3-PT FGs 2
vs. UCA 1/23/21

Honors & Awards

Season Stats

#5 STEELE, Cameron

				Total		3-Pointers		Free throws		Rebounds										
Opponent	Date	GS	MIN	FG-FGA	PCT	3FG-3FGA	PCT	FT-FTA	PCT	OFF	DEF	TOT	AVG	PF	A	TO	BLK	STL	PTS	AVG
at Utah	11/09/2021	*	27:39	1-4	.250	1-3	.333	0-2	.000	0	4	4	4.0	4	2	1	3	1	3	3.0
at Texas A&M	11/12/2021	*	38:18	5-10	.500	1-4	.250	0-0	.000	2	4	6	5.0	1	4	1	0	0	11	7.0
Totals		**2**	**65:57**	**6-14**	**.429**	**2-7**	**.286**	**0-2**	**.000**	**2**	**8**	**10**	**5.0**	**5**	**6**	**2**	**3**	**1**	**14**	**7.0**

Player Averages

Games Played	Minutes/ game	Points/ game	FG Pct	3FG Pct	FT Pct	Rebounds/ game	Assists/ game	Turnovers/ game	Assist/Turnover ratio	Steals/ game	Blocks/ game
2	33.0	7.0	42.9	28.6	0.0	5.0	3.0	1.0	3.0	0.5	1.5

Career Stats

STEELE, Cameron

				Field Goals		3-Point		F-Throws		Rebounds									Scoring	
SEASON	TEAM	GP-GS	MIN/AVG	FG-FGA	FG%	3FG-3FGA	3FG%	FT-FTA	FT%	OFF	DEF	TOT	AVG	PF-FO	A	TO	BLK	STL	PTS	AVG
2020-21	ACU	23-0	135/5.9	22-46	.478	8-21	.381	13-21	.619	6	23	29	1.3	20-0	10	7	2	1	65	2.8
2021-22	ACU	2-2	66/33.0	6-14	.429	2-7	.286	0-2	.000	2	8	10	5.0	5-0	6	2	3	1	14	7.0
TOTAL		**25-2**	**201/8.0**	**28-60**	**.467**	**10-28**	**.357**	**13-23**	**.565**	**8**	**31**	**39**	**1.6**	**25-0**	**16**	**9**	**5**	**2**	**79**	**3.2**



#10 Reggie Miller

6-0 • 150 • R-Sr • G • Houston / Seward County CC

Season Highs

Points 18
at Texas A&M 11/12/21
FG % 538
at Texas A&M 11/12/21
Rebounds 9
at Texas A&M 11/12/21
Assists 2
at Texas A&M 11/12/21
Steals. 2
at Texas A&M 11/12/21
Blocks . . . . . .

3-PT FGs 2
at Texas A&M 11/12/21

Career Highs

Points 18
at Texas A&M 11/12/21
FG % 1.000 (4-4)
vs. UCA 1/23/21
Rebounds 10
vs. Nicholls 3/13/21
Assists 11
vs. UCA 2/27/21
Steals. 5
vs. Howard Payne 12/1/20
Blocks 2
vs. AMCC 2/13/21
3-PT FGs 2, 4x
last at Texas A&M 11/12/21

Honors & Awards

2019-20
- 2020 Southland Commissioner's Honor Roll

2020-21
- Southland All-Defense
- Southland All-Tournament Team
- Dave Campbell's Texas Basketball Co-Defender of the Year

2021-22
- Preseason All-WAC second team (media)

Season Stats

#10 MILLER, Reggie

				Total		3-Pointers		Free throws		Rebounds										
Opponent	Date	GS	MIN	FG-FGA	PCT	3FG-3FGA	PCT	FT-FTA	PCT	OFF	DEF	TOT	AVG	PF	A	TO	BLK	STL	PTS	AVG
at Utah	11/09/2021	*	23:35	2-4	.500	1-2	.500	0-0	.000	0	5	5	5.0	3	1	0	0	1	5	5.0
at Texas A&M	11/12/2021	*	45:04	7-13	.538	2-5	.400	2-4	.500	6	3	9	7.0	4	2	3	0	2	18	11.5
Totals		**2**	**68:39**	**9-17**	**.529**	**3-7**	**.429**	**2-4**	**.500**	**6**	**8**	**14**	**7.0**	**7**	**3**	**3**	**0**	**3**	**23**	**11.5**

Player Averages

Games Played	Minutes/ game	Points/ game	FG Pct	3FG Pct	FT Pct	Rebounds/ game	Assists/ game	Turnovers/ game	Assist/Turnover ratio	Steals/ game	Blocks/ game
2	34.3	11.5	52.9	42.9	50.0	7.0	1.5	1.5	1.0	1.5	0.0

Career Stats

MILLER, Reggie

				Field Goals		3-Point		F-Throws		Rebounds									Scoring	
SEASON	TEAM	GP-GS	MIN/AVG	FG-FGA	FG%	3FG-3FGA	3FG%	FT-FTA	FT%	OFF	DEF	TOT	AVG	PF-FO	A	TO	BLK	STL	PTS	AVG
2019-20	ACU	31-16	588/19.0	28-97	.289	11-57	.193	27-41	.659	15	50	65	2.1	39-0	64	44	3	32	94	3.0
2020-21	ACU	29-29	849/29.3	57-124	.460	22-62	.355	43-69	.623	29	103	132	4.6	68-0	127	52	7	56	179	6.2
2021-22	ACU	2-2	69/34.3	9-17	.529	3-7	.429	2-4	.500	6	8	14	7.0	7-0	3	3	0	3	23	11.5
TOTAL		**62-47**	**1506/24.3**	**94-238**	**.395**	**36-126**	**.286**	**72-114**	**.632**	**50**	**161**	**211**	**3.4**	**114-0**	**194**	**99**	**10**	**91**	**296**	**4.8**

#11 Tobias Cameron

6-5 • 210 • R-Jr • G • Gold Coast, Queensland, Australia / Hillcrest Christian Academy

Season Highs

Points 2
at Utah 11/9/21
FG % 333
at Utah 11/9/21
Rebounds 2
at Texas A&M 11/12/21
Assists 1, 2x
last at Texas A&M 11/12/21
Steals. . . . . .
Blocks . . . . . .
3-PT FGs . . . . . .

Career Highs

Points 14
vs. SFA 1/27/21
FG % 750 (3-4)
vs. Dallas Christian 12/7/19
Rebounds 6
vs. UIW 3/6/21
Assists 6
vs. UCA 1/23/21
Steals. 3
vs. UCA 1/23/21
Blocks 1, 4x
last vs. UIW 3/6/21
3-PT FGs 3
vs. SFA 1/27/21

Honors & Awards

2020-21 Season Stats

#11 CAMERON, Tobias

				Total		3-Pointers		Free throws		Rebounds										
Opponent	Date	GS	MIN	FG-FGA	PCT	3FG-3FGA	PCT	FT-FTA	PCT	OFF	DEF	TOT	AVG	PF	A	TO	BLK	STL	PTS	AVG
at Utah	11/09/2021		09:38	1-3	.333	0-2	.000	0-0	.000	0	0	0	0.0	1	1	0	0	0	2	2.0
at Texas A&M	11/12/2021		07:10	0-1	.000	0-1	.000	0-0	.000	1	1	2	1.0	0	1	1	0	0	0	1.0
Totals		**0**	**16:48**	**1-4**	**.250**	**0-3**	**.000**	**0-0**	**.000**	**1**	**1**	**2**	**1.0**	**1**	**2**	**1**	**0**	**0**	**2**	**1.0**

Player Averages

Games Played	Minutes/ game	Points/ game	FG Pct	3FG Pct	FT Pct	Rebounds/ game	Assists/ game	Turnovers/ game	Assist/Turnover ratio	Steals/ game	Blocks/ game
2	8.4	1.0	25.0	0.0	0.0	1.0	1.0	0.5	2.0	0.0	0.0

Career Stats

CAMERON, Tobias

				Field Goals		3-Point		F-Throws		Rebounds									Scoring	
SEASON	TEAM	GP-GS	MIN/AVG	FG-FGA	FG%	3FG-3FGA	3FG%	FT-FTA	FT%	OFF	DEF	TOT	AVG	PF-FO	A	TO	BLK	STL	PTS	AVG
2018-19	ACU	24-0	86/3.6	7-17	.412	3-11	.273	2-3	.667	7	11	18	0.8	7-0	5	8	0	2	19	0.8
2019-20	ACU	25-0	138/5.5	17-38	.447	4-21	.190	10-11	.909	11	17	28	1.1	25-0	15	9	1	6	48	1.9
2020-21	ACU	28-0	266/9.5	26-56	.464	10-34	.294	12-17	.706	18	29	47	1.7	36-0	40	12	4	18	74	2.6
2021-22	ACU	2-0	17/8.4	1-4	.250	0-3	.000	0-0	.000	1	1	2	1.0	1-0	2	1	0	0	2	1.0
TOTAL		**79-0**	**507/6.4**	**51-115**	**.443**	**17-69**	**.246**	**24-31**	**.774**	**37**	**58**	**95**	**1.2**	**69-0**	**62**	**30**	**5**	**26**	**143**	**1.8**

#12 Mahki Morris

6-3 • 184 • R-Sr • G • Philadelphia / Cochise JC

Season Highs

Points 15
at Texas A&M 11/12/21
FG % 625
at Texas A&M 11/12/21
Rebounds 2, 2x
last at Texas A&M 11/12/21
Assists 1
at Utah 11/9/21
Steals. 1, 2x
last at Texas A&M 11/12/21
Blocks . . . . . .

3-PT FGs 4
at Texas A&M 11/12/21

Career Highs

Points 15, 2x
last at Texas A&M 11/12/21
FG % 667 (4-6)
vs. Champ. Christian 11/21/19
Rebounds 6, 2x
last vs. UIW 3/6/21
Assists 5
vs. SHSU 1/20/21
Steals. 4, 2x
last vs. UIW 3/6/21
Blocks 1, 2x
last at HBU 1/6/21
3-PT FGs 4
at Texas A&M 11/12/21

Honors & Awards

Season Stats

#12 MORRIS, Mahki

				Total		3-Pointers		Free throws		Rebounds										
Opponent	Date	GS	MIN	FG-FGA	PCT	3FG-3FGA	PCT	FT-FTA	PCT	OFF	DEF	TOT	AVG	PF	A	TO	BLK	STL	PTS	AVG
at Utah	11/09/2021	*	24:29	4-9	.444	0-3	.000	1-2	.500	1	1	2	2.0	3	1	2	0	1	9	9.0
at Texas A&M	11/12/2021	*	26:23	5-8	.625	4-5	.800	1-2	.500	1	1	2	2.0	4	0	2	0	1	15	12.0
Totals		**2**	**50:52**	**9-17**	**.529**	**4-8**	**.500**	**2-4**	**.500**	**2**	**2**	**4**	**2.0**	**7**	**1**	**4**	**0**	**2**	**24**	**12.0**

Player Averages

Games Played	Minutes/ game	Points/ game	FG Pct	3FG Pct	FT Pct	Rebounds/ game	Assists/ game	Turnovers/ game	Assist/Turnover ratio	Steals/ game	Blocks/ game
2	25.4	12.0	52.9	50.0	50.0	2.0	0.5	2.0	0.3	1.0	0.0

Career Stats

MORRIS, Mahki

				Field Goals		3-Point		F-Throws		Rebounds									Scoring	
SEASON	TEAM	GP-GS	MIN/AVG	FG-FGA	FG%	3FG-3FGA	3FG%	FT-FTA	FT%	OFF	DEF	TOT	AVG	PF-FO	A	TO	BLK	STL	PTS	AVG
2019-20	ACU	17-1	190/11.2	20-60	.333	10-37	.270	14-17	.824	14	13	27	1.6	22-0	10	15	1	13	64	3.8
2020-21	ACU	29-7	524/18.1	66-150	.440	29-80	.363	31-46	.674	11	43	54	1.9	59-1	35	35	3	24	192	6.6
2021-22	ACU	2-2	51/25.4	9-17	.529	4-8	.500	2-4	.500	2	2	4	2.0	7-0	1	4	0	2	24	12.0
TOTAL		**48-10**	**765/15.9**	**95-227**	**.419**	**43-125**	**.344**	**47-67**	**.701**	**27**	**58**	**85**	**1.8**	**88-1**	**46**	**54**	**4**	**39**	**280**	**5.8**

#13 Stevie Smith

6-6 • 200 • Jr • G • Seattle / College of Southern Idaho

Season Highs

Points 2
at Utah 11/9/21
FG % 500
at Utah 11/9/21
Rebounds 1
at Utah 11/9/21
Assists 1
at Utah 11/9/21
Steals. 1
at Utah 11/9/21
Blocks . . . . . .
3-PT FGs . . . . . .

Career Highs

Points 2
at Utah 11/9/21
FG % 500
at Utah 11/9/21
Rebounds 1
at Utah 11/9/21
Assists 1
at Utah 11/9/21
Steals. 1
at Utah 11/9/21
Blocks . . . . . .
3-PT FGs . . . . . .

Honors & Awards

Season Stats

#13 SMITH, Stevie

				Total		3-Pointers		Free throws		Rebounds										
Opponent	Date	GS	MIN	FG-FGA	PCT	3FG-3FGA	PCT	FT-FTA	PCT	OFF	DEF	TOT	AVG	PF	A	TO	BLK	STL	PTS	AVG
at Utah	11/09/2021		03:48	1-2	.500	0-1	.000	0-0	.000	0	1	1	1.0	1	1	1	0	1	2	2.0
Totals		**0**	**03:48**	**1-2**	**.500**	**0-1**	**.000**	**0-0**	**.000**	**0**	**1**	**1**	**1.0**	**1**	**1**	**1**	**0**	**1**	**2**	**2.0**

Player Averages

Games Played	Minutes/ game	Points/ game	FG Pct	3FG Pct	FT Pct	Rebounds/ game	Assists/ game	Turnovers/ game	Assist/Turnover ratio	Steals/ game	Blocks/ game
1	3.8	2.0	50.0	0.0	0.0	1.0	1.0	1.0	1.0	1.0	0.0

Career Stats

SMITH, Stevie

				Field Goals		3-Point		F-Throws		Rebounds									Scoring	
SEASON	TEAM	GP-GS	MIN/AVG	FG-FGA	FG%	3FG-3FGA	3FG%	FT-FTA	FT%	OFF	DEF	TOT	AVG	PF-FO	A	TO	BLK	STL	PTS	AVG
2021-22	ACU	1-0	4/3.8	1-2	.500	0-1	.000	0-0	.000	0	1	1	1.0	1-0	1	1	0	1	2	2.0
TOTAL		**1-0**	**4/3.8**	**1-2**	**.500**	**0-1**	**.000**	**0-0**	**.000**	**0**	**1**	**1**	**1.0**	**1-0**	**1**	**1**	**0**	**1**	**2**	**2.0**



#15 Furaha Cadeaux de Dieu

6-8 • 220 • Jr • F • Kigali, Rwanda / New Mexico Military Institute

Season Highs

Points 4
at Utah 11/9/21
FG % 1.000
at Utah 11/9/21
Rebounds 3
at Utah 11/9/21
Assists . . . . . .
Steals. 1
at Utah 11/9/21
Blocks . . . . . .
3-PT FGs . . . . . .

Career Highs

Points 4
at Utah 11/9/21
FG % 1.000
at Utah 11/9/21
Rebounds 3
at Utah 11/9/21
Assists . . . . . .
Steals. 1
at Utah 11/9/21
Blocks . . . . . .
3-PT FGs . . . . . .

Honors & Awards

Season Stats

#15 CADEAUX DE DIEU, Furaha

				Total		3-Pointers		Free throws		Rebounds										
Opponent	Date	GS	MIN	FG-FGA	PCT	3FG-3FGA	PCT	FT-FTA	PCT	OFF	DEF	TOT	AVG	PF	A	TO	BLK	STL	PTS	AVG
at Utah	11/09/2021		08:15	2-2	1.000	0-0	.000	0-1	.000	2	1	3	3.0	2	0	0	0	1	4	4.0
at Texas A&M	11/12/2021		03:57	0-3	.000	0-0	.000	0-0	.000	0	0	0	1.5	1	0	0	0	0	0	2.0
Totals		**0**	**12:12**	**2-5**	**.400**	**0-0**	**.000**	**0-1**	**.000**	**2**	**1**	**3**	**1.5**	**3**	**0**	**0**	**0**	**1**	**4**	**2.0**

Player Averages

Games Played	Minutes/ game	Points/ game	FG Pct	3FG Pct	FT Pct	Rebounds/ game	Assists/ game	Turnovers/ game	Assist/Turnover ratio	Steals/ game	Blocks/ game
2	6.1	2.0	40.0	0.0	0.0	1.5	0.0	0.0	0.0	0.5	0.0

Career Stats

CADEAUX DE DIEU, Furaha

				Field Goals		3-Point		F-Throws		Rebounds									Scoring	
SEASON	TEAM	GP-GS	MIN/AVG	FG-FGA	FG%	3FG-3FGA	3FG%	FT-FTA	FT%	OFF	DEF	TOT	AVG	PF-FO	A	TO	BLK	STL	PTS	AVG
2021-22	ACU	2-0	12/6.1	2-5	.400	0-0	.000	0-1	.000	2	1	3	1.5	3-0	0	0	0	1	4	2.0
TOTAL		**2-0**	**12/6.1**	**2-5**	**.400**	**0-0**	**.000**	**0-1**	**.000**	**2**	**1**	**3**	**1.5**	**3-0**	**0**	**0**	**0**	**1**	**4**	**2.0**

#20 Coryon Mason

6-0 • 190 • R-Sr • G • Oklahoma City / Ranger College

Season Highs

Points 18
at Texas A&M 11/12/21
FG % 421
at Texas A&M 11/12/21
Rebounds 1
at Texas A&M 11/12/21
Assists 3, 2x
last at Texas A&M 11/12/21
Steals. 1, 2x
last at Texas A&M 11/12/21
Blocks . . . . . .

3-PT FGs 2
at Texas A&M 11/12/21

Career Highs

Points 21
vs. Lamar 1/2/21
FG % 1.000 (4-4)
vs. McNeese 1/8/20
Rebounds 6, 3x
last at NW St. 2/5/20
Assists 7
vs. HBU 2/12/20
Steals. 4, 3x
last vs. SLU 1/16/21
Blocks 2, 3x
last at SHSU 1/22/20
3-PT FGs 3, 3x
last vs. Lamar 1/2/21

Honors & Awards

2020-21
- Third team All-Conference
- Southland All-Defense

2021-22
- Preseason All-WAC second team (media)

2020-21 Season Stats

#20 MASON, Coryon

				Total		3-Pointers		Free throws		Rebounds										
Opponent	Date	GS	MIN	FG-FGA	PCT	3FG-3FGA	PCT	FT-FTA	PCT	OFF	DEF	TOT	AVG	PF	A	TO	BLK	STL	PTS	AVG
at Utah	11/09/2021		18:57	2-6	.333	0-2	.000	1-3	.333	0	0	0	0.0	3	3	2	0	1	5	5.0
at Texas A&M	11/12/2021		34:39	8-19	.421	2-4	.500	0-0	.000	0	1	1	0.5	4	3	1	0	1	18	11.5
Totals		**0**	**53:36**	**10-25**	**.400**	**2-6**	**.333**	**1-3**	**.333**	**0**	**1**	**1**	**0.5**	**7**	**6**	**3**	**0**	**2**	**23**	**11.5**

Player Averages

Games Played	Minutes/ game	Points/ game	FG Pct	3FG Pct	FT Pct	Rebounds/ game	Assists/ game	Turnovers/ game	Assist/Turnover ratio	Steals/ game	Blocks/ game
2	26.8	11.5	40.0	33.3	33.3	0.5	3.0	1.5	2.0	1.0	0.0

Career Stats

MASON, Coryon

				Field Goals		3-Point		F-Throws		Rebounds									Scoring	
SEASON	TEAM	GP-GS	MIN/AVG	FG-FGA	FG%	3FG-3FGA	3FG%	FT-FTA	FT%	OFF	DEF	TOT	AVG	PF-FO	A	TO	BLK	STL	PTS	AVG
2019-20	ACU	31-28	747/24.1	92-191	.482	19-60	.317	71-93	.763	29	47	76	2.5	90-5	58	36	7	37	274	8.8
2020-21	ACU	25-22	659/26.3	94-205	.459	27-71	.380	50-74	.676	16	39	55	2.2	51-1	60	33	6	24	265	10.6
2021-22	ACU	2-0	54/26.8	10-25	.400	2-6	.333	1-3	.333	0	1	1	0.5	7-0	6	3	0	2	23	11.5
TOTAL		**58-50**	**1460/25.2**	**196-421**	**.466**	**48-137**	**.350**	**122-170**	**.718**	**45**	**87**	**132**	**2.3**	**148-6**	**124**	**72**	**13**	**63**	**562**	**9.7**



#21 Jameson Richardson

6-8 • 230 • R-Fr • F • Duke, Okla. / Duke HS

Season Highs

Points . . . . . .

FG % . . . . . .

Rebounds . . . . . .

Assists . . . . . .

Steals. . . . . .

Blocks . . . . . .

3-PT FGs . . . . . .

Career Highs

Points 10
vs. Howard Payne 12/1/20
FG % 1.000 (3-3)
vs. SLU 1/16/21
Rebounds 5
vs. McMurry 12/12/20
Assists 1, 2x
last vs. UIW 3/6/21
Steals. 0

Blocks 1, 2x
last vs. UCA 1/23/21
3-PT FGs 1
vs. Howard Payne 12/1/20

Honors & Awards

2020-21 Season Stats

Career Stats

RICHARDSON, Jameson

				Field Goals		3-Point		F-Throws		Rebounds									Scoring	
SEASON	TEAM	GP-GS	MIN/AVG	FG-FGA	FG%	3FG-3FGA	3FG%	FT-FTA	FT%	OFF	DEF	TOT	AVG	PF-FO	A	TO	BLK	STL	PTS	AVG
2020-21	ACU	19-0	81/4.3	16-33	.485	3-9	.333	2-5	.400	8	12	20	1.1	20-0	2	10	2	0	37	1.9
TOTAL		**19-0**	**81/4.3**	**16-33**	**.485**	**3-9**	**.333**	**2-5**	**.400**	**8**	**12**	**20**	**1.1**	**20-0**	**2**	**10**	**2**	**0**	**37**	**1.9**



#23 Airion Simmons

6-5 • 264 • R-So • F • Little Rock, Ark. / Parkview Magnet HS

Season Highs

Points 10
at Texas A&M 11/12/21
FG % 500
at Texas A&M 11/12/21
Rebounds 10
at Texas A&M 11/12/21
Assists 3
at Texas A&M 11/12/21
Steals. 5
at Texas A&M 11/12/21
Blocks 2
at Utah 11/9/21
3-PT FGs . . . . . .

Career Highs

Points 16, 3x
last vs. Lamar 3/12/21
FG % 833 (5-6)
at Lamar 1/4/20
Rebounds 12
vs. Lamar 2/8/20
Assists 3, 4x
last at Texas A&M 11/12/21
Steals. 5
at Texas A&M 11/12/21
Blocks 2
at Utah 11/9/21
3-PT FGs 2, 4x
last vs. UIW 3/7/20

Honors & Awards

2020-21 Season Stats

#23 SIMMONS, Airion

				Total		3-Pointers		Free throws		Rebounds										
Opponent	Date	GS	MIN	FG-FGA	PCT	3FG-3FGA	PCT	FT-FTA	PCT	OFF	DEF	TOT	AVG	PF	A	TO	BLK	STL	PTS	AVG
at Utah	11/09/2021	*	20:16	2-9	.222	0-4	.000	1-3	.333	3	4	7	7.0	3	0	1	2	2	5	5.0
at Texas A&M	11/12/2021	*	31:30	4-8	.500	0-2	.000	2-5	.400	4	6	10	8.5	2	3	2	0	5	10	7.5
Totals		**2**	**51:46**	**6-17**	**.353**	**0-6**	**.000**	**3-8**	**.375**	**7**	**10**	**17**	**8.5**	**5**	**3**	**3**	**2**	**7**	**15**	**7.5**

Player Averages

Games Played	Minutes/ game	Points/ game	FG Pct	3FG Pct	FT Pct	Rebounds/ game	Assists/ game	Turnovers/ game	Assist/Turnover ratio	Steals/ game	Blocks/ game
2	25.9	7.5	35.3	0.0	37.5	8.5	1.5	1.5	1.0	3.5	1.0

Career Stats

SIMMONS, Airion

				Field Goals		3-Point		F-Throws		Rebounds									Scoring	
SEASON	TEAM	GP-GS	MIN/AVG	FG-FGA	FG%	3FG-3FGA	3FG%	FT-FTA	FT%	OFF	DEF	TOT	AVG	PF-FO	A	TO	BLK	STL	PTS	AVG
2019-20	ACU	31-0	435/14.0	66-138	.478	12-35	.343	23-39	.590	40	87	127	4.1	63-1	23	33	10	28	167	5.4
2020-21	ACU	29-2	436/15.0	65-138	.471	16-44	.364	29-43	.674	27	89	116	4.0	69-1	31	34	9	33	175	6.0
2021-22	ACU	2-2	52/25.9	6-17	.353	0-6	.000	3-8	.375	7	10	17	8.5	5-0	3	3	2	7	15	7.5
TOTAL		**62-4**	**923/14.9**	**137-293**	**.468**	**28-85**	**.329**	**55-90**	**.611**	**74**	**186**	**260**	**4.2**	**137-2**	**57**	**70**	**21**	**68**	**357**	**5.8**

#25 Immanuel Allen

6-4 • 215 • R-So • G • Lake Oswego, Ore. / Butler CC

Season Highs

Points 13
at Utah 11/9/21
FG % 667
at Utah 11/9/21
Rebounds 2
at Texas A&M 11/12/21
Assists 1
at Utah 11/9/21
Steals. 1
at Texas A&M 11/12/21
Blocks 1
at Utah 11/9/21
3-PT FGs 2
at Utah 11/9/21

Career Highs

Points 13
at Utah 11/9/21
FG % 750 (3-4)
vs. Tarleton 12/5/20
Rebounds 5, 3x
last vs. SLU 1/16/21
Assists 3
vs. Lamar 1/2/21
Steals. 2
vs. Omaha 11/28/20
Blocks 2
at Arkansas 12/22/20
3-PT FGs 2
vs. ETSU 11/25/20

Honors & Awards

2020-21 Season Stats

#25 ALLEN, Immanuel

				Total		3-Pointers		Free throws		Rebounds										
Opponent	Date	GS	MIN	FG-FGA	PCT	3FG-3FGA	PCT	FT-FTA	PCT	OFF	DEF	TOT	AVG	PF	A	TO	BLK	STL	PTS	AVG
at Utah	11/09/2021		20:11	4-6	.667	2-2	1.000	3-4	.750	1	0	1	1.0	3	1	0	1	0	13	13.0
at Texas A&M	11/12/2021		14:37	2-4	.500	1-2	.500	0-0	.000	0	2	2	1.5	3	0	1	0	1	5	9.0
Totals		**0**	**34:48**	**6-10**	**.600**	**3-4**	**.750**	**3-4**	**.750**	**1**	**2**	**3**	**1.5**	**6**	**1**	**1**	**1**	**1**	**18**	**9.0**

Player Averages

Games Played	Minutes/ game	Points/ game	FG Pct	3FG Pct	FT Pct	Rebounds/ game	Assists/ game	Turnovers/ game	Assist/Turnover ratio	Steals/ game	Blocks/ game
2	17.4	9.0	60.0	75.0	75.0	1.5	0.5	0.5	1.0	0.5	0.5

Career Stats

ALLEN, Immanuel

				Field Goals		3-Point		F-Throws		Rebounds									Scoring	
SEASON	TEAM	GP-GS	MIN/AVG	FG-FGA	FG%	3FG-3FGA	3FG%	FT-FTA	FT%	OFF	DEF	TOT	AVG	PF-FO	A	TO	BLK	STL	PTS	AVG
2020-21	ACU	14-0	195/13.9	30-58	.517	5-13	.385	13-19	.684	14	27	41	2.9	28-0	12	13	2	5	78	5.6
2021-22	ACU	2-0	35/17.4	6-10	.600	3-4	.750	3-4	.750	1	2	3	1.5	6-0	1	1	1	1	18	9.0
TOTAL		**16-0**	**230/14.4**	**36-68**	**.529**	**8-17**	**.471**	**16-23**	**.696**	**15**	**29**	**44**	**2.8**	**34-0**	**13**	**14**	**3**	**6**	**96**	**6.0**



#34 Yuot Gai

6-11 • 210 • Jr • F • Melbourne, Australia / South Plains College

Season Highs

Points .....

FG % .....

Rebounds 1
at Texas A&M 11/12/21

Assists .....

Steals. .....

Blocks .....

3-PT FGs .....

Career Highs

Points .....

FG % .....

Rebounds 1
at Texas A&M 11/12/21

Assists .....

Steals. .....

Blocks .....

3-PT FGs .....

Honors & Awards

Season Stats

#34 GAI, Yuot

				Total		3-Pointers		Free throws		Rebounds										
Opponent	Date	GS	MIN	FG-FGA	PCT	3FG-3FGA	PCT	FT-FTA	PCT	OFF	DEF	TOT	AVG	PF	A	TO	BLK	STL	PTS	AVG
at Utah	11/09/2021		02:04	0-0	.000	0-0	.000	0-0	.000	0	0	0	0.0	1	0	0	0	0	0	0.0
at Texas A&M	11/12/2021		01:51	0-0	.000	0-0	.000	0-0	.000	0	1	1	0.5	0	0	1	0	0	0	0.0
Totals		**0**	**03:55**	**0-0**	**.000**	**0-0**	**.000**	**0-0**	**.000**	**0**	**1**	**1**	**0.5**	**1**	**0**	**1**	**0**	**0**	**0**	**0.0**

Player Averages

Games Played	Minutes/ game	Points/ game	FG Pct	3FG Pct	FT Pct	Rebounds/ game	Assists/ game	Turnovers/ game	Assist/Turnover ratio	Steals/ game	Blocks/ game
2	2.0	0.0	0.0	0.0	0.0	0.5	0.0	0.5	0.0	0.0	0.0

Career Stats

GAI, Yuot

				Field Goals		3-Point		F-Throws		Rebounds									Scoring	
SEASON	TEAM	GP-GS	MIN/AVG	FG-FGA	FG%	3FG-3FGA	3FG%	FT-FTA	FT%	OFF	DEF	TOT	AVG	PF-FO	A	TO	BLK	STL	PTS	AVG
2021-22	ACU	2-0	4/2.0	0-0	.000	0-0	.000	0-0	.000	0	1	1	0.5	1-0	0	1	0	0	0	0.0
TOTAL		**2-0**	**4/2.0**	**0-0**	**.000**	**0-0**	**.000**	**0-0**	**.000**	**0**	**1**	**1**	**0.5**	**1-0**	**0**	**1**	**0**	**0**	**0**	**0.0**

Game 1: ACU 56 - Utah 70

Official Basketball Box Score - Final
Abilene Christian at Utah
11/09/21 Jon M. Huntsman Center, Salt Lake City
2021-22 Utah Men's Basketball

Game Time: 6:00 PM
Game Duration: 2:04
Attendance: 6,701

Officials: Verne Harris, Brad Ferrie, Doran Gotschall

Abilene Christian - 56 Record: 0-1

NO.	Name		Min	FG M-A	3P M-A	FT M-A	Rebounds OR	DR	TOT	Fouls PF	FD	TP	AS	TO	ST	Blocks BS	BA	+/-
5	Cameron Steele	F	27:39	1-4	1-3	0-2	0	4	4	4	2	3	2	1	1	3	0	-3
23	Airion Simmons	F	20:16	2-9	0-4	1-3	3	4	7	3	3	5	0	1	2	2	1	-14
4	Damien Daniels	G	32:09	3-11	0-2	2-2	0	2	2	0	1	8	1	3	1	0	2	-9
10	Reggie Miller	G	23:35	2-4	1-2	0-0	0	5	5	3	0	5	1	0	1	0	0	-23
12	Mahki Morris	G	24:29	4-9	0-3	1-2	1	1	2	3	3	9	1	2	1	0	0	-14
11	Tobias Cameron		09:38	1-3	0-2	0-0	0	0	0	1	3	2	1	0	0	0	0	3
20	Coryon Mason		18:57	2-6	0-2	1-3	0	0	0	3	4	5	3	2	1	0	0	-9
25	Immanuel Allen		20:11	4-6	2-2	3-4	1	0	1	3	3	13	1	0	0	1	0	-4
15	Furaha Cadeaux de Dieu		08:15	2-2	0-0	0-1	2	1	3	2	2	4	0	0	1	0	0	-10
0	Ja'Sean Jackson		05:31	0-1	0-0	0-0	0	0	0	0	1	0	0	0	0	0	0	4
1	Logan McLaughlin		03:28	0-0	0-0	0-0	0	2	2	0	0	0	0	0	0	0	0	6
34	Yuot Gai		02:04	0-0	0-0	0-0	0	0	0	1	0	0	0	0	0	0	0	1
13	Stevie Smith		03:48	1-2	0-1	0-0	0	1	1	1	0	2	1	1	1	0	0	2
Team							1	1	2			0		2				
Totals				22-57	4-21	8-17	8	21	29	24	22	56	11	12	9	6	3	-14

Technical Fouls::NONE

Shooting By Period		
1st FG%	12-33	36.4%
3PT%	3-14	21.4%
FT%	0-2	0%
2nd FG%	10-24	41.7%
3PT%	1-7	14.3%
FT%	8-15	53.3%
GM FG%	22-57	38.6%
3PT%	4-21	19.0%
FT%	8-17	47.1%

Dead Ball Rebounds: 3, 0

Utah - 70 Record: 1-0

NO.	Name		Min	FG M-A	3P M-A	FT M-A	Rebounds OR	DR	TOT	Fouls PF	FD	TP	AS	TO	ST	Blocks BS	BA	+/-
11	Riley Battin	F	28:51	4-11	0-2	0-1	7	3	10	4	3	8	2	3	1	0	3	25
35	Branden Carlson	C	20:58	5-9	1-3	3-3	3	7	10	5	6	14	1	5	0	1	1	6
1	David Jenkins Jr.	G	30:23	5-11	4-9	1-1	0	6	6	4	1	15	0	3	0	0	0	9
10	Marco Anthony	G	33:11	3-9	0-0	4-6	5	4	9	1	5	10	1	3	2	0	2	14
25	Rollie Worster	G	37:33	4-13	2-5	2-4	1	6	7	1	3	12	6	1	1	1	0	13
20	Lazar Stefanovic		12:32	0-3	0-2	0-0	0	2	2	1	0	0	0	2	0	0	0	-2
21	Dusan Mahorcic		16:02	3-4	0-0	5-8	3	5	8	2	6	11	1	1	1	0	0	11
55	Gabe Madsen		06:45	0-1	0-1	0-0	0	0	0	1	0	0	0	0	0	0	0	6
5	Jaxon Brenchley		09:15	0-0	0-0	0-0	0	0	0	0	0	0	0	0	0	0	0	-7
3	Bostyn Holt		00:40	0-0	0-0	0-0	0	0	0	0	0	0	0	0	0	1	0	-2
13	Eli Ballstaedt		02:01	0-1	0-1	0-0	0	0	0	1	0	0	1	1	0	0	0	-3
0	Lahat Thioune		01:49	0-0	0-0	0-0	0	0	0	2	0	0	0	1	0	0	0	0
Team							3	0	3			0		0				
Totals				24-62	7-23	15-23	22	33	55	22	24	70	12	20	5	3	6	14

Technical Fouls::NONE

Shooting By Period		
1st FG%	12-28	42.9%
3PT%	5-14	35.7%
FT%	5-10	50%
2nd FG%	12-34	35.3%
3PT%	2-9	22.2%
FT%	10-13	76.9%
GM FG%	24-62	38.7%
3PT%	7-23	30.4%
FT%	15-23	65.2%

Dead Ball Rebounds: 3, 0

	ACU	UTES
Biggest lead	2 (1st 18:01)	20 (2nd 4:44)
Best Scoring Run	8(1st 4:35)	9(1st 2:49)
Lead Changes	1	
Times Tied	0	
Time with Lead	00:26	37:35

Points from	ACU	UTES
Turnovers	18	19
Paint	30	28
Second Chance	8	23
Fast Breaks	7	12
Bench	26	11

Period by Period Scoring	1st	2nd	TOT
ACU	27	29	56
UTES	34	36	70

LIVESTATS BY GENIUS SPORTS

Game 2: ACU 80 - Texas A&M 81 (2OT)

Official Basketball Box Score - Final
Abilene Christian at Texas A&M
11/12/21 Reed Arena, Bryan-College Station
2021-22 Men's Basketball

Game Time: 7:00 PM
Game Duration: 2:48
Attendance: 5,206

Officials: Pat Adams, John Hampton, Wesley Ford

Abilene Christian - 80 Record: 0-2

NO.	Name		Min	FG M-A	3P M-A	FT M-A	Rebounds OR	DR	TOT	Fouls PF	FD	TP	AS	TO	ST	Blocks BS	BA	+/-
5	Cameron Steele	F	38:18	5-10	1-4	0-0	2	4	6	1	0	11	4	1	0	0	1	3
23	Airion Simmons	F	31:30	4-8	0-2	2-5	4	6	10	2	3	10	3	2	5	0	0	-3
4	Damien Daniels	G	42:41	1-7	0-3	1-2	0	2	2	4	1	3	9	2	3	0	2	2
10	Reggie Miller	G	45:04	7-13	2-5	2-4	6	3	9	4	4	18	2	3	2	0	0	1
12	Mahki Morris	G	26:23	5-8	4-5	1-2	1	1	2	4	2	15	0	2	1	0	0	-2
20	Coryon Mason		34:39	8-19	2-4	0-0	0	1	1	4	3	18	3	1	1	0	2	-2
25	Immanuel Allen		14:37	2-4	1-2	0-0	0	2	2	3	0	5	0	1	1	0	0	7
11	Tobias Cameron		07:10	0-1	0-1	0-0	1	1	2	0	1	0	1	1	0	0	0	-1
15	Furaha Cadeaux de Dieu		03:57	0-3	0-0	0-0	0	0	0	1	1	0	0	0	0	0	1	-3
0	Ja'Sean Jackson		03:50	0-0	0-0	0-0	0	0	0	0	0	0	0	2	0	0	0	-4
34	Yuot Gai		01:51	0-0	0-0	0-0	0	1	1	0	0	0	0	1	0	0	0	-3
Team							2	1	3			0		0				
Totals				32-73	10-26	6-13	16	22	38	23	15	80	22	16	13	0	6	-1

Technical Fouls::NONE

Shooting By Period		
1st FG%	8-27	29.6%
3PT%	3-10	30.0%
FT%	1-2	50%
2nd FG%	17-33	51.5%
3PT%	4-9	44.4%
FT%	3-7	42.9%
:OT FG%	7-13	53.8%
3PT%	3-7	42.9%
FT%	2-4	50%
GM FG%	32-73	43.8%
3PT%	10-26	38.5%
FT%	6-13	46.2%

Dead Ball Rebounds: 2, 0

Texas A&M - 81 Record: 2-0

NO.	Name		Min	FG M-A	3P M-A	FT M-A	Rebounds OR	DR	TOT	Fouls PF	FD	TP	AS	TO	ST	Blocks BS	BA	+/-
15	Henry Coleman III	F	35:17	3-5	0-0	3-6	3	6	9	0	4	9	1	2	1	1	0	2
31	Javonte Brown	F	12:29	1-2	0-0	0-0	2	2	4	1	0	2	0	1	1	2	0	-7
1	Marcus Williams	G	37:29	4-7	2-4	2-2	0	5	5	4	1	12	2	4	0	0	0	4
20	Andre Gordon	G	42:03	6-10	4-6	1-2	0	3	3	0	1	17	4	1	3	1	0	9
23	Tyrece Radford	G	40:54	4-11	2-5	5-6	0	6	6	1	5	15	3	3	0	0	0	-2
3	Quenton Jackson		32:48	2-5	0-1	9-10	1	3	4	2	8	13	2	4	2	2	0	2
10	Ethan Henderson		19:26	1-1	0-0	0-0	2	2	4	4	0	2	0	0	1	0	0	2
4	Wade Taylor IV		07:21	0-4	0-1	2-4	0	1	1	3	2	2	1	4	0	0	0	-6
5	Hassan Diarra		13:22	3-6	1-4	2-3	0	1	1	0	2	9	1	1	0	0	0	-1
35	Manny Obaseki		05:07	0-1	0-0	0-0	0	0	0	0	0	0	0	0	0	0	0	4
0	Aaron Cash		03:44	0-2	0-0	0-0	2	0	2	0	0	0	0	0	0	0	0	-2
Team							1	0	1			0		0				
Totals				24-54	9-21	24-33	11	29	40	15	23	81	14	20	8	6	0	1

Technical Fouls::NONE

Shooting By Period		
1st FG%	8-24	33.3%
3PT%	3-9	33.3%
FT%	9-11	81.8%
2nd FG%	10-18	55.6%
3PT%	3-6	50.0%
FT%	10-12	83.3%
:OT FG%	6-12	50.0%
3PT%	3-6	50.0%
FT%	5-10	50%
GM FG%	24-54	44.4%
3PT%	9-21	42.9%
FT%	24-33	72.7%

Dead Ball Rebounds: 6, 1

	ACU	TAMU
Biggest lead	6 (2nd 3:46)	11 (2nd 13:35)
Best Scoring Run	10(2nd 10:01)	7(1st OT 1:26)
Lead Changes	13	
Times Tied	13	
Time with Lead	10:06	29:17

Points from	ACU	TAMU
Turnovers	22	9
Paint	38	24
Second Chance	12	12
Fast Breaks	10	10
Bench	23	26

Period by Period Scoring	1st	2nd	OT1	OT2	TOT
ACU	20	41	12	7	80
TAMU	28	33	12	8	81

LIVESTATS BY GENIUS SPORTS

Game 3: ACU at UT Arlington

Game 4: ACU vs. McMurry