



UT ARLINGTON MEN'S BASKETBALL

2020-21 INFOGRAPHIC GAME NOTES

NCAA: 2008 ||| NIT: 1981, 2012, 2017 ||| CIT: 2013, 2016 ||| SUN BELT FINALIST: 2018, 2019

Associate AD for Communications: Jason MacBain | Cell: 315.750.0236 | Email: jason.macbain@uta.edu | Twitter: @JaBain

SCHEDULE/RESULTS

NOVEMBER (1-2)

25	RV OKLAHOMA STATE (ESPN2)	L, 75-68
27	Louisiana Tech ¹	L, 76-71
28	vs. Northwestern State ¹	W, 80-71

DECEMBER (3-2)

2	RV Arkansas (SEC NETWORK)	L, 72-60
4	Tulsa (ESPN+)	L, 79-64
11	HARDIN-SIMMONS (ESPN+)	W, 91-66
17	DALLAS CHRISTIAN	W, 109-48
19	Oral Roberts	Canceled
22	HOWARD PAYNE (ESPN+)	W, 117-53

JANUARY (4-4)

1	Little Rock* (ESPN+)	L, 102-93
2	Little Rock* (ESPN+)	L, 75-62
8	ULM* (ESPN+)	W, 77-64
9	ULM* (ESPN+)	W, 75-74
15	LOUISIANA* (ESPN+)	W, 91-86
16	LOUISIANA* (ESPN+)	L, 68-51
22	LITTLE ROCK* (ESPN+)	L, 66-59
23	LITTLE ROCK* (ESPN+)	W, 66-61
29	Arkansas State* (ESPN+)	6 PM
30	Arkansas State* (ESPN+)	4 PM

FEBRUARY (0-0)

5	ULM* (ESPN+)	6 PM
6	ULM* (ESPN+)	4 PM
11	TEXAS STATE* (ESPN+)	6 PM
13	Texas State* (ESPN+)	4 PM
19	Louisiana* (ESPN+)	6 PM
20	Louisiana* (ESPN+)	4 PM
26	ARKANSAS STATE* (ESPN+)	6 PM
27	ARKANSAS STATE* (ESPN+)	4 PM

MARCH (0-0)

5	Sun Belt Tournament 1st Round (ESPN+)	5/7:30 PM
6	Sun Belt Tournament Quarterfinals (ESPN+)	5/7:30 PM
7	Sun Belt Tournament Semifinals (ESPN+)	5/7:30 PM
8	Sun Belt Tournament Final (ESPN2)	TBA

HOME GAME | All Times Central & Subject To Change

¹ Louisiana Tech Classic

* Sun Belt Conference Game

Sun Belt Tournament To Be Held In Pensacola, Fla.
(Games To Be Played Simultaneously At The Pensacola Bay Center & Hartsell Arena)

Please refer to the University of Texas at Arlington as **UT Arlington**. UTA is acceptable on second reference. Using Texas-Arlington, UT-Arlington or any other form is incorrect.



@UTAMavsMBB
8-8, 4-4 SBC

UT ARLINGTON @ ARKANSAS STATE

Jonesboro, AR | First National Bank Arena (10,475)

Video: ESPN+ | Roger Twibell | Brian Boyer

Radio: KTNO 620 AM | TuneIn App | Josh Sours

Live Statistics: UTStats.com

Series History: Arkansas State Leads, 40-21

#MavUpBaby | #SunBeltMBB

HC: Chris Ogden (39-42)

HC: Mike Balado (45-64)



@ASStateMB
5-8, 2-4 SBC

PRIMARY STORYLINES

• UTA enters the weekend tied with Little Rock for 3rd place in the Sun Belt West Division – just one game back in the win column of Texas State (full standings: page 3). Of UTA's first eight Sun Belt games, six have come against either Little Rock (four) or Louisiana (two) – the two teams picked ahead of the Mavs in the Sun Belt Preseason Poll.

• Kaodirichi Akobundu-Ehiogu has emerged as a key contributor for UTA since the walk-on was cleared in mid-December. In only eight games played, Akobundu-Ehiogu has blocked 27 shots – the 30th-most in the nation. However, his 3.38 blocks-per-game average would be the 4th-best in the country if he qualified (must have appeared in 75 percent of UTA's games this season).

• UTA got one of its former starters back last weekend as Nicolas Elame (7.6 PPG, 4 RPG, 2.9 APG) returned from a leg injury after missing the previous four games. However, David Azore (11.4 PPG, 4.6 RPG, 2.1 APG) and Lazaro Rojas (4.4 PPG, 3.3 RPG) remain doubtful for both games this weekend with their own leg injuries. Those two have missed the last seven games and six games, respectively.

PROBABLE STARTERS

1 SAM GRIFFIN (G)

So. | 6-3 | 180 | Miami, Fla.
12.4 PPG | 1.9 RPG | 2.5 APG

2nd In Sun Belt w/ 2.9 3s/Game In League Games



13 SHAHADA WELLS (G)

Jr. | 6-0 | 176 | Amarillo, Texas
16.1 PPG | 3.8 RPG | 3.3 APG | 2.3 SPG

3rd In Sun Belt With 17.5 PPG In League Games



2 JORDAN PHILLIPS (F)

Jr. | 6-7 | 218 | Fort Worth, Texas
8.4 PPG | 3.0 RPG | 1.4 APG

1st Double-Double vs. Little Rock (16 pts, 10 rbs)



23 PATRICK MWAMBA (F)

R-So. | 6-7 | 201 | Bukavu, Congo
5.1 PPG | 4.2 RPG | 0.8 APG

T-2nd Most RBS In Career w/9 vs. Little Rock (Jan. 22)



0 K. AKOBUNDU-EHIOGU (F)

R-So. | 6-9 | 190 | Lagos, Nigeria
2.8 PPG | 5.0 RPG | 3.4 BPG

7 BLKS vs. ULL (Jan. 16); 14 RBS vs. LR (Jan. 22)



TWEETABLES

1) UTA ranks 11th nationally in total steals (138) and 19th in the country in 3-pointers made (148). Individually, Shahada Wells is 21st in the nation in steals per game (2.3) and Fredelin De La Cruz is 34th in offensive rebounds per game (3.2).

2) Wells had seven steals last Friday against Little Rock – tied for the 3rd-most by any player in the nation this year (tied for the 2nd-most against a Division-I opponent). It's also tied for the 3rd-most in single-game program history.

3) In Sun Belt games, UTA leads the league in free-throw percentage (78.9) and is 2nd in both blocks per game (4.9) and turnover margin (+2.9).

4) The Mavs have won games this year when scoring in the 60s, 70s, 80s, 90s, 100s and 110s.

5) UTA is 8-0 this year when leading at the half and 0-8 when trailing at the break.

ABOUT UT ARLINGTON

GENERAL INFORMATION

Location..... Arlington, Texas
Global Enrollment..... 43,000 (Campus) 61,000 (Global)
Founded..... 1895
Colors..... Blue, Orange & White
Nickname..... Mavericks
Home Court..... College Park Center
Capacity..... 7,000
Conference Affiliation..... Sun Belt Conference
President *ad interim*..... Teik C. Lim, Ph.D.
Director of Athletics..... Jim Baker

COACHING STAFF

Head Coach..... Chris Ogden (Texas '04 / 3RD Year)
Record At UTA..... 39-42
Career Record..... Same
Associate Head Coach..... Greg Young (Howard Payne '86 / 12TH Year)
Assistant Coach..... Riley Davis (Texas '11 / 3RD Year)
Assistant Coach..... Royce Johnson (Thomas Edison '13 / 3RD Year)

SUPPORT STAFF

Director Of Operations..... Parker Eidson (Tennessee '16 / 3RD Year)
Video Coordinator..... Matt McGann (Oklahoma State '17 / 3RD Year)
Strength Coach..... Dominick Walker (McMurry '13 / 3RD Year)
Athletic Trainer..... Royal Milton III (Nicholls State '13 / 1ST Year)
Analytics Coordinator..... Matthew Winsberg (LSU '17 / 2ND Year)
Administrative Assistant..... Rachael Holmes (McMurry '13 / 3RD Year)

HISTORY

First Year of Basketball..... 1959-60
Total Years of Basketball..... 61
All-Time Record..... 772-960
Overall Record in College Park Center (2012-Present)..... 91-39

Years In Sun Belt Conference..... 7 (2013-Present)
All-Time Sun Belt Record..... 82-58 (.586)
Sun Belt Regular Season Championships..... 1 (2017)
Sun Belt Tournament Championships..... 0
Sun Belt Tournament Finalist..... 2 (2018, 2019)

Years In Western Athletic Conference..... 1 (2012-13)
All-Time WAC Record..... 11-7 (.611)
WAC Regular Season Championships..... 0
WAC Tournament Championships..... 0

Years In Southland Conference..... 48 (1964-2012)
All-Time Southland Record..... 289-354 (.442)
Southland Regular Season Championships..... 2 (2004, 2012)
Southland Tournament Championships..... 1 (2008)

NCAA Tournament Appearances..... 1 (2008)
NCAA Tournament Record..... 0-1
NIT Appearances..... 3 (1981, 2012, 2017)
NIT Record..... 2-3
CIT Appearances..... 2 (2013, 2016)
CIT Record..... 1-2

ATHLETIC COMMUNICATIONS

Associate AD for Communications..... Jason MacBain
Cell / Office Phone..... 315.750.0236 / 817.272.2239
E-Mail..... jason.macbain@uta.edu
Mailing Address..... Box 19950, Arlington, TX 76019
Overnight/Shipping Address..... 601 Spaniolio Drive
..... College Park Center, Ste. 1102-E, Arlington, TX 76019
Website..... UTAMavs.com
Twitter, Instagram & Facebook..... @UTAMavsMBB /UTAMavsMBB

ABOUT THE MATCHUP

ARKANSAS
STATE



SERIES HISTORY -- A-State Leads, 40-21 Game-By-Game Results On Page 35

UTA has won eight of the last 10 meetings since 2015 after losing 13 in a row in the series from 1983-2014.

• While UTA has not had a single game this season impacted by COVID, Arkansas State has been on the complete opposite end with eight games postponed or canceled.

• Arkansas State has either swept (at ULM) or been swept (vs. ULM, @ Louisiana) in its first three weekend series. The weekend set at Texas State scheduled for Jan. 8-9 will attempt to be made up (one game) in San Marcos on Feb. 16.

• The Red Wolves lead the Sun Belt in conference games in rebound margin (+7.7) and are 2nd in rebounds per game (38.2).

• Leading that charge is Norchad Omier, who is averaging 12.2 rebounds per game in Sun Belt contests, good for 2nd in the league. Omier is the only D-I true freshman averaging a double-double this season (13 PPG, 11.8 RPG); he has grabbed 10+ rebounds in 10-straight games.

• Marquis Eaton paces the Sun Belt in assist-to-turnover ratio in league games (2.5), and ranks 2nd in the conference with 5.5 assists per outing.

COVID-19 IMPACTS

THE START OF THE SEASON WAS PUSHED BACK
THREE WEEKS TO NOV. 25

THE MAXIMUM AMOUNT OF REGULAR-SEASON GAMES
THAT CAN BE PLAYED IS 27 (WAS PREVIOUSLY 31)

STUDENT-ATHLETES WHO COMPETE DURING THE
2020-21 SEASON WILL BE GRANTED AN EXTRA YEAR
OF ELIGIBILITY AND, IF NECESSARY, AN
ADDITIONAL YEAR IN WHICH TO COMPLETE IT

UTA WILL BE TESTED THREE TIMES PER WEEK

THE NCAA GRANTED THE SUN BELT'S REQUEST
TO ALLOW ELECTRONIC DEVICES ON THE BENCH;
EACH TEAM WILL BE PERMITTED TWO (2) TABLETS
ON THE BENCH TO ACCESS IN-GAME STATISTICS

UTA Athletics officials are planning to allow approximately 600 fans at all home games this season, with tickets being sold in pods of two (2) or four (4).

#MavUpBaby



SUN BELT STANDINGS

SCHOOL	SUN BELT	OVERALL
WEST DIVISION		
Texas State	5-1	11-4
Louisiana	5-3	11-4
UT Arlington	4-4	8-8
Little Rock	4-4	8-7
Arkansas State	2-4	5-8
ULM	2-6	4-11
EAST DIVISION		
Appalachian State	6-2	12-5
Coastal Carolina	5-2	11-3
Georgia Southern	4-4	10-7
Georgia State	2-3	8-4
South Alabama	3-5	9-8
Troy	1-5	6-9

UTA IN THE SUN BELT STATISTICS

RANKINGS INCLUDE ONLY CONFERENCE GAMES			
Points	Avg.	Assist-Turnover	Ratio
3) Shahada Wells	17.5	6) Shahada Wells	1.8
6) Sam Griffin	15.3		
Free Throw %	Pct.	Blocks	Avg.
7) Shahada Wells	.867	1) K. Ako.-Ehiogu	3.2
3-Pointers	Avg.	3-Point %	Pct.
2) Sam Griffin	2.9	4) Jordan Phillips	.500
Assists	Avg.	Steals	Avg.
4) Shahada Wells	4.5	3) Shahada Wells	2.6

2020-21 SUN BELT CONFERENCE PRESEASON ALL-CONFERENCE TEAMS

FIRST TEAM

Ruot Monyyong, Little Rock (POTY)
 Markquis Nowell, Little Rock
 Justin Forrest, Appalachian State
 Kane Williams, Georgia State
 DeVante Jones, Coastal Carolina

SECOND TEAM

David Azore, UT Arlington
 Mylik Wilson, Louisiana
Marquis Eaton, Arkansas State
 Elijah McCadden, Georgia Southern
 Justin Roberts, Georgia State

THIRD TEAM

Cedric Russell, Louisiana
 Michael Flowers, South Alabama
 Ben Coupet Jr., Little Rock
 Zack Bryant, Georgia Southern
Caleb Fields, Arkansas State

PRESEASON COACHES POLL

UTA was one of only four teams to receive a 1st-place vote as the Mavericks were picked to finish 3rd in the West Division of the Sun Belt Conference Preseason Coaches Poll.

EAST DIVISION

Georgia State: 131 (1)
 South Alabama: 98
 Coastal Carolina: 86
 Appalachian State: 79
 Georgia Southern: 55
 Troy: 22

WEST DIVISION

Little Rock: 140 (9)
 Louisiana: 106 (1)
UT Arlington: 87 (1)
Arkansas State: 49
 Texas State: 47
 ULM: 35



AMONG THE SUN BELT CONFERENCE'S BEST

OVER THE PAST SIX SEASONS, UTA HAS THE 2ND-BEST RPI/NET AMONG ALL SUN BELT TEAMS

Team	2014-15	2015-16	2016-17	2017-18	2018-19	2019-20	Average
1) Georgia State	54	177	106	116	126	134	119
2) UT Arlington	180	107	40	112	160	129	121
3) Louisiana	123	145	114	65	194	230	145
4) Georgia Southern	111	244	144	143	128	147	153
5) ULM	125	104	294	224	145	255	191
6) Texas State	233	241	172	247	139	120	192
7) Coastal Carolina			174	251	153	188	192 *
8) Little Rock	276	42	241	308	237	140	208
9) South Alabama	271	240	229	271	236	169	236
10) Arkansas State	278	284	113	295	252	202	237
11) Appalachian State	243	262	295	250	215	181	241
12) Troy	312	295	150	197	259	274	248
Sun Belt Rank (Out Of 32)	19	17	13	20	17	14	17

* Based On Four-Year Sun Belt Membership | 2014-18 RPI Formula Was Utilized | 2018-20 NET Formula Was Utilized

DEPTH ON DISPLAY

UTA has had 12 different players reach double-figure points in a game already this season (tied for the 2nd-most in the nation). Below is a list of those players, their respective season highs and how many times they have led UTA in scoring:

Shahada Wells (10 - INCLUDES 2 TIES)	31
Sam Griffin (4)	25
David Azore (2 - INCLUDES 1 TIE)	18
Fredelin De La Cruz (2 - INCLUDES 1 TIE)	17
Jordan Phillips	17
Patrick Mwamba	13 (2x)
Brandyn Talbot	13
Grayson Carter	13
McKade Marquis	12
Nicolas Elame	12 (2x)
Lazaro Rojas	11
Davis Steelman	11

BY THE NUMBERS

4

UTA scored 90+ points in four-straight games from Dec. 11-Jan. 1. It marked the first time since the start of the 1992-93 season that UTA had scored 90+ in four-consecutive contests.

4

Four of UTA's first five games this season came against opponents which won 20+ games last year and/or finished in the top 100 of the NET: Oklahoma State (64 NET), Arkansas (20 Wins & 43 NET), Louisiana Tech (22 Wins & 87 NET) and Tulsa (21 Wins & 78 NET).

5

UTA played five games in the first 10 days of the season; the only team in the country to play more games during that time was San Francisco with six (several teams tied with five).

6

The Mavs held Arkansas to only six points over the final 10 minutes of their game on Dec. 2, but couldn't capitalize offensively en route to the aforementioned 72-60 loss in Fayetteville.

95

UTA shot 95 percent (19-20) from the free-throw line at Little Rock (Jan. 1), which at the time was the 8th-best by any team in the nation this year (minimum: 15 makes). Currently: tied for the 21st-best in the country this season.

ALL OVER THE RECORD BOOK

UTA closed its non-conference schedule by posting several top-10 program records following wins of 117-53 over Howard Payne (Dec. 22) and 109-48 versus Dallas Christian (Dec. 17).

HOWARD PAYNE

• **Points: 117** – Tied for the 9th-most in any game, tied for the 7th-most in a regulation 40-minute contest and the most in any game since 1998 (record: 154).

• **Double-Figure Scorers: 8** – Tied for the most ever, with the only other occurrence coming on Dec. 7, 1981, against Texas Wesleyan.

• **Final Margin: +64** – The 3rd-largest all-time and biggest since 1991.

- o 69 (154-85) vs. Huston-Tillotson (Nov. 29, 1990)
- o 66 (130-64) vs. Huston-Tillotson (Nov. 28, 1991)

• **Field Goals Made: 46** – The 8th-most all-time and most since 1991.

• **3-Pointers Made: 16** – Tied for the 2nd-most along with a performance at Texas State in 1991; fell one shy of tying the all-time mark of 17 against Bradley in 2015 (attempted: 42 – tied for the most all-time).

• **Assists: 31** – Tied for the 4th-most and the most since 1991 (record: 34).

• **Rebound Margin: +30 (61-31)** – Tied for the 7th-largest along with a performance on Dec. 11 against Hardin-Simmons (record: 36 on two occasions).

• **1st-Half Points: 67 (67-25)** – The 3rd-most in any 1st half.

- o 78 vs. University of Dallas (Dec. 8, 1990)
- o 69 vs. Austin College (Dec. 13, 1966)

DALLAS CHRISTIAN

• **Final Margin: +61** – The 4th-largest all-time.

• **Rebound Margin: +29 (55-26)** – The 9th-largest differential ever.

• **Free-Throw Percentage: 85.2 (23-27)** – The 8th-best (minimum 20 makes).

• **Points: 109** – The 3rd-most this century.

- o 111 vs. Howard Payne (Nov. 13, 2013)
- o 110 @ Texas State (Feb. 3, 2007)

SCHEDULE ALTERATIONS

Like every team's non-conference schedule, UTA's was drastically impacted and ended up significantly different than it was planned originally over the summer. **However, to this point, UTA has not had any games this season affected by COVID.**

In early December, UTA and Oral Roberts mutually agreed to delay the start of their home-and-home series by one season to 2021-22 (were scheduled to play at ORU on Dec. 19).

The non-league docket featured eight contests – four at home, one at a neutral site and three on the road. Each of those games were drivable and regionally located.

UTA played five games in 10 days to open the season, including two Power-5 teams (vs. Oklahoma State, @ Arkansas) and three opponents which won at least 20 games a season ago (@ Louisiana Tech, @ Arkansas, @ Tulsa).

Despite all the scheduling issues, UTA still impressively played four of its five Division-I non-league games against teams which finished in the top-100 of the NET last season (Arkansas: 43; Oklahoma State: 64; Tulsa: 78; Louisiana Tech: 87).

UTA HAS PLAYED THE NATION'S 3RD-HARDEST (2019-20) AND 7TH-HARDEST (2018-19) NON-CONFERENCE SCHEDULES THE LAST TWO SEASONS

HARD-LUCK LOSSES / LAST YEAR'S SCHEDULE BREAKDOWN

After playing the nation's 7th-hardest non-conference strength of schedule in 2018-19, UTA played the 3rd-most difficult non-league slate in 2019-20. Through that extremely-challenging slate and the Sun Belt schedule, the Mavericks remained extremely competitive despite finishing 14-18 overall and 10-10 in the Sun Belt. Among those notable accomplishments:

- **Six Losses By One Possession – Three Points Or Less**
- **Three Losses By One Point – Tied For The Most In Single-Season Program History**
 - o Also occurred in 1974-75, 1977-78, 1982-83 and 1987-88.
 - o All three setbacks came at the buzzer or in the final 4 seconds as the opponent hit a game-winning shot: Furman (58-57; floater with 3.8 seconds left), Louisiana (66-65; 3-pointer at the buzzer) and Coastal Carolina (63-62; jumper at the buzzer).
- **13 Of The 18 Losses Were By Eight Points Or Less**
 - o One of those was to then-#8 Gonzaga, 72-66, as UTA led for 16 minutes and locked down on the Bulldogs.

- **Of UTA's Nine Division-I Non-Conference Opponents, Eight Of Them Finished In Either 1st Or 2nd Place In Their Respective League**

- o Tulsa: T-1st, American; UTA Won, 73-59
- o Nevada: 2nd, Mountain West; UTA Lost, 80-73
- o Oregon: 1st, Pac 12; UTA Lost, 67-47
- o Gonzaga: 1st, West Coast; UTA Lost, 72-66
- o Furman: 2nd, Southern; UTA Lost, 58-57
- o North Texas: 1st, Conference USA; UTA Lost, 77-66
- o UC Santa Barbara: 2nd, Big West; UTA Lost, 72-68
- o Houston: T-1st, American; UTA Lost, 71-63

Gonzaga's fewest points in a home non-conference game since Dec. 10, 2016 (61 vs. Akron as part of a 61-43 win).



That Was Gonzaga's Lowest Field Goal Percentage Since Feb. 20, 2016, Against Saint Mary's (35.5%)

#MavUpBaby

NET CHANGES

Prior to this season, the NCAA Division I Men's Basketball Committee announced that the NCAA Evaluation Tool (NET) will be changed to increase accuracy and simplify it by reducing a five-component metric to just two. The remaining factors include the Team Value Index (TVI), which is a result-based feature that rewards teams for beating quality opponents, particularly away from home, as well as an adjusted net efficiency rating. The adjusted efficiency is a team's net efficiency, adjusted for strength of opponent and location (home/away/neutral) across all games played. For example, a given efficiency value (net points per 100 possessions) against stronger opposition rates higher than the same efficiency against lesser opponents and having a certain efficiency on the road rates higher than the same efficiency at home. No longer will the NET use winning percentage, adjusted winning percentage and scoring margin.

LOCKED IN ON DEFENSE

The Mavs have produced two of the best single seasons on the defensive side of the ball in program history under Chris Ogden's guidance.

4TH UTA held opponents to 68.4 points per game in 2019-20 – the 4th-fewest in program history; that came on the heels of a 69.8 point-per-game average in 2018-19 – the 8th-best in program history.

In terms of opponent field-goal percentage, UTA limited foes to only 41.2 percent last year – tied for the 5th-lowest in program history; in 2018-19, the Mavs held opponents to 42.3 percent – the 7th-best in program history.

5TH

AZORE CLOSING IN ON HISTORY

David Azore entered the season with 718 career points – well on pace to become only the 26th player in program history to reach the 1,000-point milestone (**currently: 809**).

Only three players in program history have scored more than 1,500 career points: Willie Brand (1,907 from 1987-91), Kevin Hervey (1,783 from 2014-18) and Erick Neal (1,557 from 2014-18). **Among those three players, only one has scored more points through his first two years than Azore:**

Brand: 979 Points

Neal: 622 Points

Azore: 718 Points

Hervey: 510 Points

UTA finished in the top-40 in the nation in four key statistical categories last season: assist-to-turnover ratio (16th, 1.3), defensive 3-point percentage (20th, 29.6), fewest turnovers per game (29th, 11.2) and assists per game (35th, 14.9).

DECADE OF SUCCESS

UTA's first season of basketball took place in 1959-60, and since that opening year the Mavs have improved significantly in each of their six decades. Below are the average amount of wins each decade:

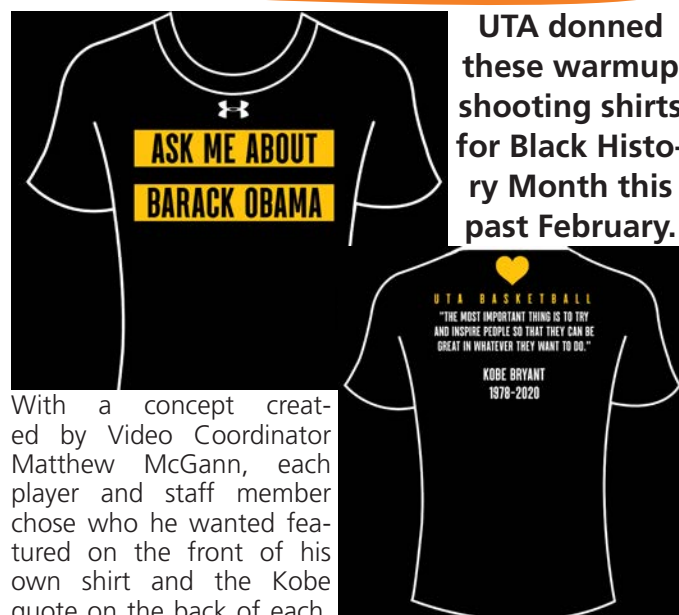
DECADE	AVG. WINS
60s →	8.4
70s →	9.2
80s →	11.1
90s →	13.0
00s →	15.1
10s →	19.0

Despite ending last year with just 14 victories, UTA still finished with an average of 19 wins per season in the 2010s – by far the highest in program history. UTA has posted seven 20-win seasons in its 60-year history, but five of those have come since 2007-08:

Year	Record	Postseason
2016-17	27-9	NIT
2015-16	24-11	CIT
2011-12	24-9	NIT
2017-18	21-13	----
2007-08	21-12	NCAA
1990-91	20-9	----
1980-81	20-8	NIT

BLACK HISTORY MONTH SHIRTS

UTA donned these warmup shooting shirts for Black History Month this past February.



With a concept created by Video Coordinator Matthew McGann, each player and staff member chose who he wanted featured on the front of his own shirt and the Kobe Bryant quote on the back of each. Each player and staff member then had to give a presentation – spaced out throughout the month – to the team about why he chose that person and why that person was symbolic to him and African American history.

FREE-THROW EMPHASIS

In 2019-20, UTA connected at a 74.8 percent clip from the free-throw line – the 4th-best percentage in single-season program history. In 2018-19, the Mavs went 74.1 percent from the charity stripe – the 6th-best percentage in single-season program history. Those are two of only six seasons of 74+ percent from the free-throw line in the 61-year history of the program.

NEWCOMER DIVERSITY

UTA has seven newcomers on its roster this year, and in a unique twist each class is represented:

Freshmen

Brandyn Talbot, Antonio Romanelli

Sophomore

Kaodirichi Akobundu-Ehiogu

Juniors

Shahada Wells, Fredelin De La Cruz, Carson Bischoff

Senior

Lazaro Rojas

The Mavs are one of only 14 teams in the nation to have a newcomer in each class: California Baptist, East Tennessee State, Georgia, Georgia Southern, Hawaii, Montana State, New Mexico State, Oral Roberts, Portland State, Seattle, SIU Edwardsville, Weber State and Wichita State.

MAHOMES & MARQUIS

Kansas City Chiefs Quarterback, Super Bowl LIV MVP and 2018 NFL MVP Patrick Mahomes was UTA red-shirt sophomore McKade Marquis's 6th-grade basketball coach. Mahomes and Marquis are both from Whitehouse, Texas, and when Mahomes was in 11th grade at Whitehouse High School, he served as Marquis's 'Boomtown' team coach. Marquis and Mahomes' younger brother, Jackson, are best friends. Jackson is pictured immediately to McKade's right (arms crossed).




SCENIC SHOOTAROUND / WALK-THRU LOCATIONS

UNDER OGDEN, UTA HAS HELD GAMEDAY SHOOTAROUNDS AT NON-TRADITIONAL LOCATIONS



Pismo Beach, CA || Dec. 21, 2018
UTA 75 Cal Poly 70 (OT)



Monroe, LA (Dicks) || Jan. 18, 2020
UTA 78 ULM 58



Myrtle Beach, SC || Jan. 12, 2019
UTA 61 Coastal Carolina 58



New Orleans, LA || Mar. 17, 2019
UTA 64 Georgia State 73 (SBC FINAL)

HOTEL ROOFTOP



Reno, NV || Nov. 12, 2019
UTA 73 Nevada 80

CORNER OF ARLINGTON AVE

COVID QUARANTINE SCENES



UTA players spent their COVID quarantine numerous ways, from staying local to working out in parking garages to returning home thousands of miles away. Below are a few examples of how they spent their time; for a breakdown of more players, view their bios on the ensuing pages.

← A native of Paris, Nicolas Elame returned to France to be with his parents after visiting family in Houston for several weeks. He stayed in shape by running around the streets of Paris, including the Eiffel Tower.

↓ An avid outdoorsman, Grayson Carter fished for several hours almost every day at a family residence in Wright City, Okla. (pop. ~800). On one April day, he caught 24 crappies, most of which are pictured below.



CIVIL RIGHTS EMPHASIS

Since taking over the program, Chris Ogden has placed an emphasis on discovering and exploring the city in which the Mavs are playing, many times ensuring it's an educational experience related to civil rights.

Among numerous trips last year, UTA visited Lorraine Motel – the site of Martin Luther King Jr.'s assassination – and **Little Rock Central – the high school of the Little Rock Nine who bravely paved the way for desegregation in public schools. The Mavs – who had 100% voter registration among those eligible for this past election – also practiced at Little Rock Central.**



WIN-LOSS COMPARISON

UTA statistical averages in wins and losses this season:

Category	Losses (8)	Wins (8)
PPG	66.0	88.3
FG%	36.1	47.2
FG D%	47.8	37.7
APG	11.0	18.6

RE-TWEETS

1) UTA and Georgia Southern are the only two Sun Belt Conference teams to have posted six-straight years of double-figure league victories.

2) The Mavs went 9-9 in SBC action in their first year in the conference in 2013-14, and since then have posted at least 10 Sun Belt wins in every season.

3) This was the fourth-straight season UTA began Sun Belt play 0-2; however, in each of those years the Mavs rebounded to win 10+ games and made two conference tournament final appearances.

4) UTA (82) owns the 3rd-most Sun Belt wins since joining the league in 2013-14, behind only Georgia State (92) and Louisiana (85).

5) Despite finishing last year with a 14-18 record, UTA still posted the 2nd-highest NET Ranking (formerly the RPI) in the Sun Belt at #129 – behind only Texas State at #120.

6) UTA finished in 7th place in the Sun Belt regular-season standings last year with a 10-10 record – the first time since joining the league in 2013-14 that it did not finish in the top-5 of the conference (was the only team in the league to have accomplished that feat).

7) UTA posted a single-game program record 12 blocks in its 91-86 win over Louisiana on Jan. 15 – the first double-digit performance ever against a Division-I opponent.



Famed WWE personality The Undertaker (Mark Calaway) played basketball at Texas Wesleyan University, about 20 minutes down I-30 from UTA in Fort Worth. **Current UTA associate head coach Greg Young was an assistant coach at TWU during Calaway's time with the Rams in the mid-80s.**

HOME SUCCESS

- Since 2015-16, UTA has compiled an impressive 62-21 record in College Park Center.
- 13-2 in 2015-16, 14-1 in 2016-17, 13-2 in 2017-18, 9-5 in 2018-19, 8-8 in 2019-20 and 5-3 so far in 2020-21. **Included in that stretch was a 21-game regular-season winning streak.**
- The 14 victories in 2016-17 equaled a program record, set in 2007-08, for most home wins. The only loss was a four-point setback to Cal State Bakersfield in the NIT Quarterfinals.

Record	Season	Site
14-1	2016-17	College Park Center
14-3	2007-08	Texas Hall
13-2	2017-18	College Park Center
13-2	2015-16	College Park Center
12-1	2011-12	Texas Hall (8-1), CPC (4-0)
12-2	2003-04	Texas Hall


CPC ATTENDANCE HIGHS

1)	6,421	11/16/12	MBB vs. Oklahoma
2)	6,336	3/22/17	MBB vs. CSU Bakersfield (NIT)
3)	6,228	2/1/12	M/WBB vs. UTSA
4)	6,186	1/24/19	WBB vs. Georgia Southern
5)	6,105	12/3/15	MBB vs. North Texas
6)	5,714	1/16/20	WBB vs. Louisiana
7)	5,390	3/20/17	MBB vs. Akron (NIT)
8)	5,272	2/11/12	MBB vs. Texas State
9)	5,033	1/23/16	MBB vs. Little Rock
10)	5,011	2/9/17	WBB vs. Little Rock



ABOUT THE CPC

The Mavericks have called the beautiful College Park Center home since the 7,000 all chair-back seat multi-purpose arena opened on Feb. 1, 2012. The \$78 million project broke ground on March 5, 2010, and opened less than two years later. The arena is part of a 20-acre section of campus known as the College Park District, which includes a residence hall, student apartments, a 4.62 acre park, restaurants and three parking garages. The arena features 4,055 lower bowl seats, in addition to a 2,800-square-foot hospitality suite. A distinctive feature is a center hung 4-sided Daktronics LED scoreboard with an additional end zone LED display, ribbon displays and scorer's table. The lower concourse contains sports medicine facilities, two full-sized practice courts, a 2,500-sq-ft weight room, a press center, an academic support study center and coaches' office suites. In addition to Mavericks basketball and volleyball events, the facility hosts a variety of concerts, speaking engagements and other events. The WNBA's Dallas Wings also call College Park Center home during their season.



Longtime associate head coach Greg Young was named the top assistant coach in the Sun Belt Conference this summer, as unveiled by Stadium's Jeff Goodman.

Young, who is in his 12th season with UTA, was voted as the top assistant coach in the league by his peers as Goodman polled at least 20 coaches in the conference.

Since joining UTA in 2009-10, Young has helped guide the Mavs to a 207-152 record (.577) and advanced to the postseason four times: 2012 NIT, 2013 CIT, 2016 CIT and 2017 NIT.

He has been a member of two regular-season championship teams – 2012 Southland Conference and 2017 Sun Belt – in addition to reaching the Western Athletic Conference Tournament Final in 2013 and the Sun Belt Tournament Final in both 2018 and 2019.

GLOBAL PRESENCE

The UTA roster this year is represented by seven different countries, five different continents and three different states: Nigeria and Congo (Africa), Canada and Dominican Republic (North America), Brazil (South America), France (Europe) and Australia; Texas, Utah and Florida. **The seven different countries represented on one roster are tied for the 2nd-most in the nation (Maine, 8).**



NBA Academies, a network of elite basketball training centers around the world, include educational development for top male and female prospects from outside the U.S. and mark the NBA's signature elite player development initiative. The initiative exposes elite prospects to NBA-level coaching, facilities and competition and provides a global framework for them to maximize their success.

Patrick Mwamba (NBA Academy Africa) is one of currently 35 academy products worldwide playing Division-I basketball (or whom have signed to play); seven currently playing professionally.



T.J. FORD APPEARANCE



Former National Player of the Year T.J. Ford attended UTA's 2019-20 season opener. Ford was teammates with Chris Ogden at Texas for the two years he was with the Longhorns in 2001-02 and 2002-03. Ford and Ogden helped lead Texas to the Final Four in 2003 for the first time since 1947.

MAVERICKS IN THE PROS

On Dec. 12, 2019, former UTA standout Kevin Hervey signed a two-way contract with the Oklahoma City Thunder. **UTA's all-time leading rebounder (921) and 2nd-leading scorer (1,783), Hervey became the first Maverick to play in an NBA game on Dec. 26, 2019, versus the Memphis Grizzlies.**

He played in 10 games with OKC last season, including three in the NBA Bubble in Orlando; he scored an NBA career-best eight points against the Phoenix Suns on Aug. 10. Following the season, Hervey signed a professional deal with Lokomotiv Kuban in Russia's top tier.



An Arlington native, Hervey was drafted by the Thunder with the 57th pick in the 2nd Round in 2018. He was the 4th all-time UTA player selected in the draft and the first since the NBA reduced the number of rounds to just two in 1989. Paul Renfro became UTA's first-ever draft pick when he was taken in the 9th round (181st overall) by the Utah Jazz in 1980. Two Mavericks were selected in 1982 – both by the Dallas Mavericks. Ralph McPherson was selected in the 9th round (188th) and Albert Culton picked in the 10th round (209th).

OTHER FORMER MAVS CURRENTLY PLAYING PROFESSIONALLY

Ayoub Nouhi '20	Phoenix Brussels Belgium
Jabari Narcis '20	Destino Palencia Spain
Tiandre Jackson-Young '20	Frankfurt. Germany
Johnny Hamilton '18	Fenerbahce Dogus Turkey
Erick Neal '18	Fethiye Turkey
Jorge Bilbao '17	HLA Alicante. Spain
Reger Dowell '14	CDP Dominican Republic
Brandon Edwards '14	Gries/Oberhoffen Germany
Karol Gruszecki '13	Trefl Sopot Poland
Marquez Haynes '10	Paris France

For weekly player updates, visit: utamavs.us/mbbpros

THE LAST TIME

A MAVERICKS' PLAYER...

Scored 40 Or More Points

.....43, Stephen Barber at UTSA, 2/24/02

Scored 30 Or More Points

.....31, Shahada Wells vs. Louisiana, 1/15/21

Totaled 20 Or More Rebounds

.....22, Jermaine Griffin vs. UT Permian Basin, 12/1/05

Totaled 15 Or More Rebounds

.....15, Fredelin De La Cruz vs. Hardin-Simmons, 12/11/20

Totaled 10 Or More Assists

.....12, Brian Warren vs. Arkansas Tech, 11/24/19

Recorded A Double-Double (Points/Rebounds)

.....Jordan Phillips vs. Little Rock (16/10), 1/23/21

Recorded A Double-Double (Points/Assists)

.....Brian Warren vs. Arkansas Tech (15/12), 11/24/19

Recorded A Triple-Double (Points/Rebounds/Assists)

.....Erick Neal vs. UT Dallas (10/10/13), 11/27/17 (Only One In Program History)

THE MAVERICKS' TEAM...

Played An OT GameL, 87-85 vs. Texas State 2/28/20 (3 OT)

Scored 100+ PointsW, 117-53 vs. Howard Payne 12/22/20

Allowed 100+ PointsL, 93-102 at Little Rock 1/1/21

Had 50 Or More Rebounds61 vs. Howard Payne 12/22/20

Had 20 Or More Assists31 vs. Howard Payne 12/22/20

Had 15 Or More Steals18 vs. Howard Payne 11/13/13

Played AP Ranked Opp.at #8 Gonzaga, L: 72-66 11/19/19

Defeated AP Ranked Opp.at #12 Saint Mary's, 65-51 12/8/16

UTA vs. TOP-25 TEAMS

Nov. 19, 2019	at #8 Gonzaga	L	66-72
Nov. 17, 2019	at #14 Oregon	L	47-67
Dec. 18, 2018	at #8 Gonzaga	L	55-89
Dec. 18, 2017	at #25 Creighton	L	81-90
Nov. 21, 2017	at #25 Alabama	L	76-77
Dec. 8, 2016	at #12 Saint Mary's	W	65-51
Dec. 2, 2014	at #6 Texas	L	53-63
Nov. 25, 2014	at #1 Kentucky	L	44-92
Nov. 19, 2013	at #4 Kentucky	L	76-105
Dec. 19, 2012	at #24 Oklahoma State	L	44-69
Nov. 23, 2011	at #9 Baylor	L	65-75
Dec. 29, 2010	at #3 Kansas	L	57-82
Dec. 20, 2008	at #21 Baylor	L	76-79
Mar. 21, 2008	vs. #2 Memphis#	L	63-87
Dec. 3, 2005	at #2 Texas	L	55-93
Dec. 15, 2004	at #14 Texas	L	70-85
Jan. 2, 2004	at #19 Texas	L	79-99
Nov. 27, 2002	at #3 Texas	L	45-76
Nov. 18, 1997	at #19 Oklahoma	L	63-81
Dec. 20, 1994	at #21 New Mexico State	L	63-102
Dec. 28, 1993	vs. #14 Connecticut+	L	72-112
Dec. 21, 1992	at #17 Nebraska	L	95-116
Nov. 23, 1991	at #14 Utah	L	57-58
Dec. 6, 1986	at #11 Oklahoma	L	76-101
Feb. 7, 1985	at #14 Louisiana Tech	L	61-86
Jan. 12, 1985	vs. #14 Louisiana Tech	L	65-76
Feb. 12, 1973	vs. #13 UL Lafayette	~L	96-111
Jan. 13, 1973	at #13 UL Lafayette	~L	73-79
Dec. 18, 1970	vs. #19 Drake*	L	83-102
Dec. 4, 1970	at #18 Long Beach State	L	57-102
Dec. 1, 1970	at #15 New Mexico State	L	82-107
Feb. 26, 1970	vs. #15 Houston	L	84-102
Dec. 4, 1969	at #20 Houston	L	70-88
Feb. 22, 1968	at #1 Houston	L	75-130

NCAA Tournament | + Hilo, Hawaii | ~ UL Wins Later Vacated | * Fort Worth, TX

STATISTICAL TRENDS

UTA'S RECORD WHEN

Monday	0-0
Tuesday	1-0
Wednesday	0-2
Thursday	1-0
Friday	3-4
Saturday	3-2
Sunday	0-0
Leading At Halftime	8-0
Trailing At Halftime	0-8
Tied At Halftime	0-0
Leading With 5 Minutes Left	7-0
Trailing With 5 Minutes Left	1-8
Tied With 5 Minutes Left	0-0
Shooting 40% FG Or Better	8-2
Shooting Less Than 40% FG	0-6
Opponent 40% FG Or Better	2-9
Opponent Less Than 40% FG	5-0
Shooting Better FG% Than Opponent	6-0
Shooting Worse FG% Than Opponent	2-8
Shooting Better 3-FG% Than Opponent	6-3
Shooting Worse 3-FG% Than Opponent	2-5
Outrebounding Opponent	6-1
Outrebounded By Opponent	2-6
Rebounds Tied	0-1
More Turnovers Than Opponent	4-3
Fewer Turnovers Than Opponent	4-5
Same Turnovers As Opponent	0-0

UTA'S POINT TOTAL

35-49 Points	0-0
50-59 Points	0-2
60-69 Points	1-4
70-79 Points	2-1
80-89 Points	1-0
90-99 Points	2-1
100+ Points	2-0

GAMES DECIDED BY

1-5 Points	3-1
6-9 Points	1-3
10-19 Points	1-4
20+ Points	3-0

ABOUT UT ARLINGTON

The University of Texas at Arlington is a Carnegie Research-1 "highest research activity" institution. With a global enrollment of approximately 60,000 during the 2020-21 academic year, UTA is one of the largest institutions in the state of Texas. Guided by its Strategic Plan 2020 Bold Solutions | Global Impact, UTA fosters interdisciplinary research and education within four broad themes: health and the human condition, sustainable urban communities, global environmental impact, and data-driven discovery.

The University of Texas System reported that UTA graduates have the highest first-year median wage of any non-medical UT System institution. U.S. News & World Report lists UTA as having the fifth highest undergraduate diversity index among national universities. The University is a Hispanic-Serving Institution and is ranked as the top four-year college in the nation for veterans on Military Times' 2020 Best for Vets list. For more information, visit www.uta.edu.

RE-TRACKING 2018-19

Some of the noteworthy 'off-court' highlights from Chris Ogden's first season at the helm of UTA in 2018-19:



KD COURTSIDE

Kevin Durant sat courtside next to the UTA bench on Nov. 16 at the College Park Center to watch the Mavericks take on Texas A&M-Corpus Christi. Durant is close friends with Ogden as the two date back to their time at Texas. Ogden, who led the Longhorns to the 2003 Final Four as a captain, was an administrative assistant on the 2007-08 Texas squad – Durant's lone collegiate season with Texas.



ODE TO BOBBY

Ogden coached his first-ever road game on Nov. 20 at Assembly Hall, and as an ode to former Indiana head coach Bobby Knight and the several connections the two have, Ogden wore a UTA-themed sweater. Ogden attended Knight's camp at IU when he was in 6th grade; his brother, Tanner, played for Knight at Texas Tech; Ogden and Knight's son, Pat, are extremely close friends.



SIRI, WHO'S AT PRACTICE?



Prior to the start of UTA's practice at Cal Berkeley on Dec. 20, Siri co-founder Adam Cheyer spoke to the team. The entrepreneur and his son, Noah, watched practice, interacted with players and staff after practice and then remained longer to shoot around and engage further with the Mavs.



HEAD COACH CHRIS OGDEN

2019 COACHING HONORS

Sun Belt Coach of the Year

Just the third coach in program history to win a conference Coach of the Year award, joining Bob LeGrand (1981, Southland Conference) and Scott Cross (2012, Southland Conference; 2017, Sun Belt Conference).

NABC District 24 Coach of the Year

Consists of all Sun Belt members.

Hugh Durham Award Finalist

Presented annually to the nation's top mid-major coach.

Joe B. Hall Award Finalist

Given annually to the top first-year head coach in Division-I.

Chris Ogden was named the eighth head coach in program history on Apr. 6, 2018.

In his first season leading UTA in 2018-19, the Mavs went 17-16 and Ogden guided a team predicted to finish 2nd-to-last in the Sun Belt Conference Preseason Poll to a 2nd-place finish in the regular-season standings (12-6) and a berth in the Sun Belt Tournament Championship Game for the second-straight year.

That nine-spot improvement from preseason to final regular-season finish was tied for the best in the nation along with Siena, which was picked 11th in the MAAC (Metro Atlantic Athletic Conference) and finished in a four-way tie for 2nd.

In 2019-20, UTA played the 3rd-hardest non-conference schedule in the nation; 13 of its losses during the year were by eight points or less.

During his 15 years on the basketball staffs at Texas, Tennessee and Texas Tech, Ogden helped compile a 346-173 record for a .667 winning percentage. In 10 seasons as a full-time assistant coach he went 215-130 and registered a total of 32 victories over Associated Press top 25 ranked teams. He helped lead three programs to 11 total NCAA Tournament appearances, including three regional finals.

Ogden recruited many of the Texas Tech players who would go on to finish as National Finalists in 2018-19.



CAREER TIMELINE

UT Arlington (2018-Present) – Head Coach
Texas Tech (2016-18) – Assistant Coach
Tennessee (2015-16) – Assistant Coach
Texas (2008-15) – Assistant Coach
Texas (2004-08) – Administrative Assistant
Texas (2003-04) – Student Assistant Coach

NCAA PLAYING CAREER

Texas (1999-03) – Team Captain, 2003 Final Four

EDUCATION

Texas (2004): Bachelor's in Education

PERSONAL

Wife: Katie (UT grad; '02-'03 Student Body President)
Children: Bo, Ellie & Parker



Ogden is a co-founder of Nine Banded Whiskey, named after the nine-banded armadillo, the official state small mammal of Texas. Nine Banded is the official bourbon partner of the Los Angeles Rams, and has been featured on HBO's 'Ballers.'

Ogden has coached seven players who have gone onto have their name called in the NBA Draft, six of which were selected in the first round (Thompson, No. 4 by Cleveland in 2011; Jordan Hamilton, No. 26 by Dallas in 2011; Joseph, No. 29 by San Antonio in 2011; Avery Bradley, No. 19 by Boston in 2010; Damion James, No. 24 by Atlanta in 2010; and Turner, No. 11 by Indiana in 2015).

Ogden played for Texas from 2000-03 and was a member of four NCAA Tournament teams. UT reached the 2003 NCAA Final Four with Ogden serving as a senior captain. He finished his Longhorns' career with 97 team victories, more than any other player in program history at the time.

Following his collegiate playing career, Ogden joined the Texas basketball staff as a student assistant coach for the 2003-04 season while he completed his undergraduate degree.

Ogden played four years of varsity basketball at Seminole High School. He was crowned the state of Texas "Mr. Basketball" following his senior season in 1998-99. That year, he averaged 17.3 points, 10.6 rebounds and 8.5 assists per game while leading SHS to a 36-4 record and a runner-up finish in the Class 3A state tournament.



UTA HEAD COACHING HISTORY				
Coach	Years	W	L	Pct.
Tom Tinker	1959-66	54	113	.323
Barry Dowd	1966-76	90	168	.349
Bob "Snake" LeGrand	1976-87	122	184	.399
Jerry Stone	1987-88	7	22	.241
Mark Nixon	1988-92	56	59	.487
Eddie McCarter	1992-06	179	211	.459
Scott Cross	2006-18	225	161	.584
Chris Ogden	2018-	39	42	.482
TOTAL		772	959	.445



2020-21 UT ARLINGTON MEN'S BASKETBALL ROSTER

No.	Name	Pos.	Ht.	Wt.	Yr.	Hometown / High School / Previous School(s)
0	Kaadirichi Akobundu-Ehiogu	F	6-9	190	R-So.	Lagos, Nigeria / Poteet / Southwestern Assemblies of God
1	Sam Griffin	G	6-3	180	So.	Miami, Fla. / Westminster Academy
2	Jordan Phillips	F	6-7	218	Jr.	Fort Worth, Texas / Grace Prep / Arkansas
3	Carson Bischoff	G	6-4	210	R-Jr.	Ogden, Utah / Weber / Utah State / Treasure Valley CC / Utah State University Eastern
4	David Azore	G	6-4	205	R-Jr.	Houston, Texas / Clear Brook
5	Brandyn Talbot	G	6-5	170	Fr.	Newmarket, Ontario / Dream City Christian
10	Fredelin De La Cruz	F	6-7	220	Jr.	El Seibo, DR / Trinity International / South Plains College / Los Angeles Trade-Tech
12	Lazaro Rojas	F	6-11	235	R-Sr.	Porto Seguro, Brazil / Score Academy / Fresno State
13	Shahada Wells	G	6-0	176	Jr.	Amarillo, Texas / Tascosa / Tyler JC
14	Davis Steelman	G	6-3	185	Sr.	Bedford, Texas / Berkner / New Mexico Military Institute
15	Antonio Romanelli	G	6-0	170	Fr.	Sydney, Australia / Spring Creek Academy
20	Nicolas Elame	G	6-3	185	So.	Paris, France / Bella Vista Prep
21	Tre Jones	F	6-5	205	R-Fr.	Arlington, Texas / Kennedale
23	Patrick Mwamba	F	6-7	201	R-So.	Bukavu, Congo / Keur Madior International / NBA Academy Africa
33	McKade Marquis	G	6-1	195	R-So.	Whitehouse, Texas / Whitehouse
35	Grayson Carter	F	6-10	225	R-So.	Dallas, Texas / Denton Guyer / Georgetown

PRONOUNCIATIONS

3: BISH-off

12: LAZZ-uh-ROW row-HAAS

20: uh-LALM-eh

0: K-O duh-reach-e ACK-uh-BOON-do aye-he-oh-ku

4: AYE-zore

13: shuh-HAAD-dey

23: mm-WAMBA



10: fred-uh-LYNN

15: ROW-muh-nelly

33: MAR-quisse



KABDIRICHI AKOBUNDU-EHIOGU


 K-O duh-reach-e
 ACK-uh-BOON-do
 aye-he-oh-ku
 @CASHMONEYKAO

 @di5ichi

R-So. | F | 6-9 | 190 | Mesquite, Texas | Southwestern Assemblies of God | Poteet

RECORD PERFORMANCES

POINTS

Career 7, 2x, Last vs. Dallas Christian (12/17/20)
Season 7 vs. Dallas Christian (12/17/20)

REBOUNDS

Career 14 vs. Little Rock (1/22/21)
Season 14 vs. Little Rock (1/22/21)

OFFENSIVE REBOUNDS

Career 4 vs. Little Rock (1/22/21)
Season 4 vs. Little Rock (1/22/21)

BLOCKS

Career 7 vs. Louisiana (1/16/21)
Season 7 vs. Louisiana (1/16/21)

FIELD GOALS MADE

Career 3 vs. Southwestern Christian (1/17/19)
Season 2 vs. Howard Payne (12/22/20)

FREE THROWS MADE

Career 3 vs. Dallas Christian (12/17/20)
Season 3, 2x, Last vs. Little Rock (1/23/21)

MINUTES

Career 32 vs. Little Rock (1/23/21)
Season 32 vs. Little Rock (1/23/21)

2020-21: A walk-on who was not cleared eligibility-wise until mid-December ... his 3.38 blocks-per-game average would rank 4th nationally if he qualified (needs to participate in 75 percent of a team's games during the season) ... grabbed a career-high 14 rebounds against Little Rock (Jan. 22) ... recorded a career-best seven blocks on Jan. 15 against Louisiana, tied for the 3rd-most in single-game program history ... those seven rejections are the most by a Sun Belt player in a conference game this year and are also tied for the 7th-most by any player in the nation this season ... earned his first start on Jan. 23 versus Little Rock ... made his UTA debut with seven minutes against Dallas Christian, scoring seven points and blocking five shots -- at the time tied for the 11th-most in program history.



PAINT TOUCHES

His Name Means
 Patience

Moved To The U.S.
 On Oct. 11, 2012

Had Not Touched...
 Or Even Seen A Basketball
 Until He Moved To The
 U.S.; Kicked A Basketball
 The First Time He Touched
 One

Born In Nigeria
 Lived There Until He Was
 13

Grew Up
 Playing Soccer & Track and
 Field

MISCELLANEOUS

	Year	Career
Double-Figure Points		
20+ Points		
Double-Doubles		
5+ Rebounds	3	3
Games With 3+ Blocks	5	9

>> Graduated from Poteet High School Mesquite, Texas, in 2018.

>> Spent his 2018-19 freshman year at NAIA member Southwestern Assemblies of God University (SAGU) in Waxahachie.

>> Suffered a left foot fracture near the end of the season.

>> Did not play anywhere in 2019-20, instead choosing to work out in DFW with acclaimed trainer Tyler Relph.



CAREER STATS

Season	GP-GS	Min/Avg	Total		3-Ptr		F-Throws		Rebounds											
			FG-FGA	Pct	FG-FGA	Pct	FT-FTA	Pct	Off	Def	Tot	Avg	PF	FO	A	TO	Blk	Stl	Pts	Avg
2018-19	25-0	0/0.0	9-20	.450	0-4	.000	4-13	.308	10	21	31	1.2	0	0	5	8	27	2	22	0.9
2020-21	8-1	135/16.9	8-12	.667	0-0	.000	6-7	.857	14	26	40	5.0	10	0	2	5	27	1	22	2.8
Total	33-1	135/4.1	17-32	.531	0-4	.000	10-20	.500	24	47	71	2.2	10	0	7	13	54	3	44	1.3

GAME-BY-GAME STATS

Opponent	Date	GS	MIN	Total		3-Pointers		Free throws		Rebounds				PF		A	T/O	BLK	STL	PTS	AVG
				FG-FGA	PCT	3FG-3FGA	PCT	FT-FTA	PCT	OFF	DEF	TOT	AVG	OFF	DEF						
Dallas Christian	12/17/2020		15:57	2-3	.667	0-0	.000	3-3	1.000	1	3	4	4.0	2	0	2	5	1	7	7.0	
Howard Payne	12/22/2020		13:42	2-3	.667	0-0	.000	0-0	.000	2	2	4	4.0	1	0	0	3	0	4	5.5	
at Little Rock	01/01/2021		03:30	0-1	.000	0-0	.000	0-0	.000	0	0	0	2.7	0	0	0	0	0	0	3.7	
at La.-Monroe	01/09/2021		04:42	0-1	.000	0-0	.000	0-0	.000	1	1	2	2.5	0	0	0	1	0	0	2.8	
Louisiana	01/15/2021		20:09	1-1	1.000	0-0	.000	0-0	.000	2	4	6	3.2	1	0	1	7	0	2	2.6	
Louisiana	01/16/2021		14:44	1-1	1.000	0-0	.000	0-0	.000	2	0	2	3.0	2	0	1	5	0	2	2.5	
Little Rock	01/22/2021		29:30	0-0	.000	0-0	.000	2-2	1.000	4	10	14	4.6	2	1	0	2	0	2	2.4	
Little Rock	01/23/2021	*	31:01	2-2	1.000	0-0	.000	1-2	.500	2	6	8	5.0	2	1	1	4	0	5	2.8	
Totals		1	133:14	8-12	.667	0-0	.000	6-7	.857	14	26	40	5.0	10	2	5	27	1	22	2.8	



1 | SAM GRIFFIN

@samgriffin3rd

So. G 6-3 180 Miami, FL Westminster Academy

RECORD PERFORMANCES

POINTS

Career 25 @ Little Rock (1/1/21)
Season 25 @ Little Rock (1/1/21)

REBOUNDS

Career 5, 2x, Last vs. Arkansas State (2/13/20)
Season 4 @ ULM (1/8/21)

ASSISTS

Career 9 vs. Dallas Christian (12/17/20)
Season 9 vs. Dallas Christian (12/17/20)

STEALS

Career 2, 3x, Last vs. Arkansas State (2/13/20)
Season 1, 10x, Last vs. Little Rock (1/23/21)

FIELD GOALS MADE

Career 10 @ Little Rock (1/1/21)
Season 10 @ Little Rock (1/1/21)

FREE THROWS MADE

Career 4, 3x, Last vs. Louisiana (1/15/21)
Season 4, 2x, Last vs. Louisiana (1/15/21)

3-POINT FIELD GOALS MADE

Career 4, 9x, Last @ ULM (1/9/21)
Season 4, 5x, Last @ ULM (1/9/21)

MINUTES

Career 43 vs. Texas State (2/28/20)
Season 35 @ ULM (1/8/21)

2020-21: Averaged 9.6 points in non-conference games; scoring 15.3 points in Sun Belt contests (6th in the league) ... ranked 2nd in the Sun Belt in conference games by averaging 2.9 3-pointers per game ... scored 18 points in three-straight games from Jan. 2-9; before that he posted a career-high 25 (23 in the 2nd half) at Little Rock (Jan. 1) ... team-best 17 points versus Little Rock (Jan. 23) ... team-high 13 points at Tulsa ... nine assists and no turnovers versus Dallas Christian ... eight assists at ULM (Jan.8) to double his previous high versus a D-I opponent.

2019-20: Finished 3rd on the team in scoring (9.4) ... led the team in 3-pointers made (54) and 3-point percentage (35.1; 54-154) ... started the final 14 games of the year.



PAINT TOUCHES

Spent Quarantine
Home In Miami Working Out With His Trainer Almost Every Day; Sometimes Had To Jump A Fence To Get Onto A Court

Major Change
Nursing Major Last Year; Now A History Major

Thinks He Has The
Most 'Swag' On The Team

This Year He Wants To Improve
Being More Aggressive; Not Turning Down Shots; Catch & Looking To Score; Leading By Example

MISCELLANEOUS

	Year	Career
Double-Figure Points	10	25
20+ Points	1	3
Double-Doubles		
5+ Rebounds		2
Double-Figure Assists		
Games W/ A Steal	9	26

>> First Team All-State selection in Class 4A as a high school senior and First Team All-County (23 PPG).

>> Led his team to a third-straight state championship (fourth-straight title game appearance for the team overall) after pouring in 24 points in the title game and 25 in the semifinal.


>> Attended Miami Norland for two years before transferring to Westminster, eclipsing 1,000 points in just two seasons.




CAREER STATS

Season	GP-GS	Min/Avg	Total		3-Ptr		F-Throws		Rebounds				PF	FO	A	TO	Blk	Stl	Pts	Avg
			FG-FGA	Pct	FG-FGA	Pct	FT-FTA	Pct	Off	Def	Tot	Avg								
2019-20	32-15	675/21.1	112-262	.427	54-154	.351	23-32	.719	1	42	43	1.3	31	0	36	29	0	20	301	9.4
2020-21	16-10	371/23.2	71-180	.394	35-93	.376	22-28	.786	3	27	30	1.9	9	0	40	18	0	10	199	12.4
Total	48-25	1046/21.8	183-442	.414	89-247	.360	45-60	.750	4	69	73	1.5	40	0	76	47	0	30	500	10.4

2 | JORDAN PHILLIPS

 @jordanphillips_

 @jordanphillips_2

Jr. | F | 6-7 | 218 | Fort Worth, TX | Arkansas | Grace Prep

RECORD PERFORMANCES

POINTS

Career 18 @ Little Rock (1/4/20)
 Season 17 vs. Louisiana (1/15/21)

REBOUNDS

Career 10 vs. Little Rock (1/23/21)
 Season 10 vs. Little Rock (1/23/21)

ASSISTS

Career 4, 2x, Last vs. Howard Payne (12/22/20)
 Season 4 vs. Howard Payne (12/22/20)

STEALS

Career 3, 2x, Last vs. Northwestern St. (11/28/20)
 Season 3 vs. Northwestern St. (11/28/20)

FIELD GOALS MADE

Career 6 vs. Little Rock (1/23/21)
 Season 6 vs. Little Rock (1/23/21)

FREE THROWS MADE

Career 8 vs. Louisiana (1/15/21)
 Season 8 vs. Louisiana (1/15/21)

3-POINT FIELD GOALS MADE

Career 4 @ Little Rock (1/4/20)
 Season 3 @ ULM (1/9/21)

MINUTES

Career 35, 2x, Last vs. Coastal Carolina (1/11/20)
 Season 33 vs. Little Rock (1/23/21)

2020-21: Landed at #5 on SportsCenter's Top 10 Plays on Jan. 15 for an and-1 dunk ... first-career double-double with 16 points and 10 rebounds against Little Rock (Jan. 23) ... ranked 4th in Sun Belt games in 3-point percentage (.500) ... reached double-figure points for the first time this year with 12 as part of his first start of the season against Dallas Christian ... followed it up with another double-figure scoring outing versus Howard Payne (10) ... tied his career high with four assists opposite Howard Payne ... tied a career high with six made free throws at Little Rock (Jan. 1) ... came within one point of tying his career high with 17 points against Louisiana (Jan. 15).

2019-20: Appeared in all 32 games, making 21 starts, including 16 in a row in Sun Belt action from Jan. 2-Feb. 22.



PAINT TOUCHES

Spent Quarantine
 At Home -- Father Has A Gym & Indoor Court At His House And He Worked Out And Got Plenty Of Shots Up

Tiger King
 Got Hooked On The Popular Netflix Show

Major
 Psychology

Wants To Improve
 His Overall Confidence; Mental Game

Roommate
 Grayson Carter

MISCELLANEOUS

	Year	Career
Double-Figure Points	6	17
20+ Points		
Double-Doubles	1	1
5+ Rebounds	3	13
Double-Figure Assists		

>> Transferred from Arkansas to UTA prior to the spring 2019 semester in January. Received a waiver to become immediately eligible for the 2019-20 season.

>> Played in seven games in the fall 2018 semester as a true freshman at Arkansas.

>> Ranked as the 11th-best prospect in Texas, the 37th-best shooting guard in the country and just outside the top-100 national rankings coming out of high school.



CAREER STATS

Season	GP-GS	Min/Avg	Total		3-Ptr		F-Throws		Rebounds				PF	FO	A	TO	Blk	Stl	Pts	Avg
			FG-FGA	Pct	FG-FGA	Pct	FT-FTA	Pct	Off	Def	Tot	Avg								
2018-19	7-0	38/5.4	3-20	.150	0-6	.000	4-4	1.000	1	4	5	0.7	6	0	1	2	0	1	10	1.4
2019-20	32-21	707/22.1	65-200	.325	17-58	.293	54-70	.771	34	79	113	3.5	48	0	44	40	3	20	201	6.3
2020-21	16-4	325/20.3	41-101	.406	14-31	.452	39-54	.722	12	36	48	3.0	14	0	22	27	5	12	135	8.4
Total	55-25	1070/19.5	109-321	.340	31-95	.326	97-128	.758	47	119	166	3.0	68	0	67	69	8	33	346	6.3

GAME-BY-GAME STATS

Opponent	Date	GS	MIN	Total		3-Pointers		Free throws		Rebounds				PF	A	T/O	BLK	STL	PTS	AVG
				FG-FGA	PCT	3FG-3FGA	PCT	FT-FTA	PCT	OFF	DEF	TOT	AVG							
Oklahoma St.	11/25/2020		19:59	2-8	.250	1-2	.500	1-2	.500	2	2	4	4.0	1	1	0	0	1	6	6.0
at Louisiana Tech	11/27/2020		18:48	3-6	.500	1-1	1.000	0-2	.000	1	3	4	4.0	0	0	0	0	0	7	6.5
vs Northwestern St.	11/28/2020		20:16	1-4	.250	0-0	.000	0-0	.000	0	3	3	3.7	0	2	0	0	3	2	5.0
at Arkansas	12/02/2020		10:53	1-1	1.000	1-1	1.000	0-0	.000	0	0	0	2.8	2	1	1	0	1	3	4.5
at Tulsa	12/04/2020		19:41	2-7	.286	0-2	.000	1-4	.250	0	1	1	2.4	1	1	2	0	1	5	4.6
Hardin-Simmons	12/11/2020		20:34	3-8	.375	1-2	.500	2-2	1.000	3	2	5	2.8	1	1	2	0	1	9	5.3
Dallas Christian	12/17/2020	*	16:49	3-4	.750	0-1	.000	6-8	.750	1	4	5	3.1	1	2	1	0	1	12	6.3
Howard Payne	12/22/2020	*	14:13	4-8	.500	0-2	.000	2-2	1.000	0	1	1	2.9	0	4	1	0	1	10	6.8
at Little Rock	01/01/2021	*	17:56	0-2	.000	0-1	.000	6-6	1.000	0	1	1	2.7	1	2	0	0	1	6	6.7
at Little Rock	01/02/2021		19:37	3-6	.500	1-1	1.000	2-4	.500	1	2	3	2.7	0	0	3	2	1	9	6.9
at La.-Monroe	01/08/2021		14:54	1-3	.333	1-1	1.000	0-0	.000	0	3	3	2.7	0	1	2	0	0	3	6.5
at La.-Monroe	01/09/2021		26:18	4-5	.800	3-3	1.000	5-6	.833	0	2	2	2.7	2	1	1	1	1	16	7.3
Louisiana	01/15/2021		25:46	4-7	.571	1-2	.500	8-9	.889	0	3	3	2.7	2	2	2	0	0	17	8.1
Louisiana	01/16/2021		26:41	2-7	.286	0-1	.000	0-0	.000	0	1	1	2.6	1	1	3	0	0	4	7.8
Little Rock	01/22/2021		17:26	2-7	.286	2-3	.667	4-6	.667	0	2	2	2.5	1	1	6	0	0	10	7.9
Little Rock	01/23/2021	*	32:58	6-18	.333	2-8	.250	2-3	.667	4	6	10	3.0	1	2	3	2	0	16	8.4
Totals			4 322:48	41-101	.406	14-31	.452	39-54	.722	12	36	48	3.0	14	22	27	5	12	135	8.4

3 | CARSON BISCHOFF

BISH-off

@carson_bischoff

R-Jr. G 6-4 210 Ogden, Utah Utah State Treasure Valley CC Utah State Eastern Weber

RECORD PERFORMANCES

POINTS

Career 34 vs. Mt. Hood (12/14/18)
Season 6 vs. Dallas Christian (12/17/20)

REBOUNDS

Career 12 vs. Spokane (1/12/19)
Season 2, 2x, Last @ Tulsa (12/4/20)

ASSISTS

Career 7, 3x, Last vs. Blue Mountain (1/9/19)
Season 1, 3x, Last vs. Little Rock (1/22/21)

STEALS

Career 5 @ Southern Idaho (11/20/18)
Season 1, 2x, Last vs. Louisiana (1/16/21)

FIELD GOALS MADE

Career 12 vs. Mt. Hood (12/14/18)
Season 2 vs. Dallas Christian (12/17/20)

FREE THROWS MADE

Career 8 vs. Snow (11/29/18)
Season

3-POINT FIELD GOALS MADE

Career 8, 2x, Last vs. Big Bend (1/19/19)
Season 2 vs. Dallas Christian (12/17/20)

MINUTES

Career 40, 4x, Last vs. Yakima Valley (2/6/19)
Season 15 vs. Dallas Christian (12/17/20)

2020-21: Has played in all but three games (Hardin-Simmons on Dec. 11, ULM on Jan. 9, Little Rock on Jan. 23) ... knocked down his first 3-pointer against Sun Belt competition versus Louisiana (Jan. 16) ... tied, or bettered, his scoring output in each of the first six games of the season.

PREVIOUS: Transferred from Utah State (where he redshirted) to UTA following the 2019-20 season ... as a sophomore at Treasure Valley Community College in Oregon in 2018-19, he finished 2nd on the team with 19.7 points per game ... as a freshman at Utah State University Eastern in 2017-18, he played in 13 games before an injury forced him to miss the rest of the season.



PAINT TOUCHES

How He Got To UTA
Spoke With Riley Davis;
Committed Without Step-
ping Foot On Campus --
Took Virtual Tours To Look
At Facilities, Etc.

Was Looking For
A Team Which Valued His
Shooting; Hopes To Open
The Floor Up With His
Shooting Abilities

Golf Guy
Enjoys Watching/Playing
Golf; Big Fan Of Utah
Native Tony Finau & Dallas
Native Jordan Speith

MISCELLANEOUS

	Year	Career
Double-Figure Points		23
20+ Points		13
Double-Doubles		5
5+ Rebounds		19
Games With A Steal	2	25

>> Served a two-year LDS Church (The Church of Jesus Christ of Latter-day Saints) mission in St. Louis, Mo.

>> During that time he simply helped people with various tasks (i.e. mowing lawns, raking leaves, shoveling driveways).




>> Lived with a new companion every six weeks during the mission. Goal is simply to show love to all people throughout the world.



CAREER STATS

Season	GP-GS	Min/Avg	Total		3-Ptr		F-Throws		Rebounds				PF	FO	A	TO	Blk	Stl	Pts	Avg
			FG-FGA	Pct	FG-FGA	Pct	FT-FTA	Pct	Off	Def	Tot	Avg								
2017-18	13-0	212/16.3	31-76	.408	13-41	.317	13-20	.650	10	31	41	3.2	14	0	15	14	0	13	88	6.8
2018-19	21-21	0/0.0	135-314	.430	75-192	.391	68-84	.810	21	118	139	6.6	32	0	55	34	6	34	413	19.7
2020-21	13-0	113/8.7	7-33	.212	6-31	.194	0-0	.000	0	9	9	0.7	15	1	3	3	1	2	20	1.5
Total	47-21	325/6.9	173-423	.409	94-264	.356	81-104	.779	31	158	189	4.0	61	1	73	51	7	49	521	11.1

4 DAVID AZORE

 AYE-zore
 @dazore6
 @david22hh

R-Jr. | G | 6-4 | 205 | Houston, TX | Clear Brook HS

RECORD PERFORMANCES

POINTS

Career 33 @ Georgia Southern (12/21/19)
 Season 18 @ Louisiana Tech (11/27/20)

REBOUNDS

Career 13 @ Texas State (2/2/19)
 Season 12 @ Louisiana Tech (11/27/20)

ASSISTS

Career 8 vs. ULM (2/1/20)
 Season 6 vs. Howard Payne (12/22/20)

STEALS

Career 3, 5x, Last vs. Dallas Christian (12/17/20)
 Season 3 vs. Dallas Christian (12/17/20)

FIELD GOALS MADE

Career 11 @ Georgia Southern (12/21/19)
 Season 6, 2x, Last @ Louisiana Tech (11/27/20)

FREE THROWS MADE

Career 9, 2x, Last @ Georgia Southern (12/21/19)
 Season 5 vs. Northwestern St. (11/28/20)

3-POINT FIELD GOALS MADE

Career 4 vs. Appalachian State (1/9/20)
 Season 2, 3x, Last vs. Dallas Christian (12/17/20)

MINUTES

Career 40 vs. Texas State (2/28/20)
 Season 33 @ Louisiana Tech (11/27/20)

SUN BELT PRESEASON SECOND TEAM SELECTION

2020-21: Suffered a leg injury in the 1st half at Little Rock (Jan. 1) and has not played the last seven games; his status for this weekend is doubtful ... had reached double-figure points in every game except one before the injury; the five points at Arkansas were his fewest since his red-shirt freshman season ... recorded a double-double at Louisiana Tech ... led (or tied) UTA in scoring at LA Tech (18) and versus Dallas Christian (15).

2019-20: Led UTA in scoring (14 per game), steals (33) and free throws made (119) ... tied for the team lead in assists (3.7) and ranked 3rd on the club in rebounding (4.8).



PAINT TOUCHES

Sports Allegiances

NBA: Rockets / NFL: Texans

Key Injury

As A True Freshman, He Tore His ACL In UTA's Preseason Charity Scrimmage Win At Oklahoma In October Of 2017.

Twinning

Has A Twin Sister, Joilyn, Who Plays Volleyball At Southern University; Everyone Says They Look Alike, But He Doesn't Agree

The Self-Proclaimed...

Best NBA 2K 2020 Video Game Player On The Team

MISCELLANEOUS

	Year	Career
Double-Figure Points	6	45
20+ Points		5
Double-Doubles	1	6
5+ Rebounds	3	30
Double-Figure Assists		
Games W/ A Steal	7	42

>> 2020 Sun Belt Second Team.

>> 2020 NABC All-District Second Team.

>> As a high school senior he was a finalist for the Guy V. Lewis Award as Greater Houston's top boys player.

>> District 24-6A Most Valuable player as a senior. Led the district in scoring and rebounding three times. Graduated as Cleark Brook's all-time leading scorer with 2,006 points.



CAREER STATS

Season	GP-GS	Min/Avg	Total		3-Ptr		F-Throws		Rebounds												Pts	Avg
			FG-FGA	Pct	FG-FGA	Pct	FT-FTA	Pct	Off	Def	Tot	Avg	PF	FO	A	TO	Blk	Stl				
2018-19	32-17	743/23.2	75-233	.322	9-47	.191	110-135	.815	21	113	134	4.2	60	1	51	83	2	19			269	8.4
2019-20	32-29	963/30.1	149-340	.438	32-97	.330	119-157	.758	18	136	154	4.8	77	0	117	65	5	33			449	14.0
2020-21	8-8	167/20.9	33-71	.465	10-21	.476	15-19	.789	2	35	37	4.6	11	0	17	12	2	13			91	11.4
Total	72-54	1873/26.0	257-644	.399	51-165	.309	244-311	.785	41	284	325	4.5	148	1	185	160	9	65			809	11.2

GAME-BY-GAME STATS

Opponent	Date	GS	MIN	Total		3-Pointers		Free throws		Rebounds				PF	A	T/O	BLK	STL	PTS	AVG
				FG-FGA	PCT	3FG-3FGA	PCT	FT-FTA	PCT	OFF	DEF	TOT	AVG							
Oklahoma St.	11/25/2020	*	21:48	6-10	.600	1-3	.333	1-1	1.000	0	1	1	1.0	4	0	2	0	2	14	14.0
at Louisiana Tech	11/27/2020	*	32:56	6-16	.375	2-4	.500	4-5	.800	1	11	12	6.5	2	1	0	1	1	18	16.0
vs Northwestern St.	11/28/2020	*	28:09	3-10	.300	1-3	.333	5-6	.833	1	6	7	6.7	1	3	4	0	2	12	14.7
at Arkansas	12/02/2020	*	15:07	2-4	.500	1-1	1.000	0-0	.000	0	1	1	5.3	3	0	1	0	1	5	12.3
at Tulsa	12/04/2020	*	27:44	4-12	.333	2-4	.500	1-2	.500	0	4	4	5.0	0	1	2	0	2	11	12.0
Dallas Christian	12/17/2020	*	15:02	5-8	.625	2-4	.500	3-3	1.000	0	6	6	5.2	0	5	0	0	3	15	12.5
Howard Payne	12/22/2020	*	13:44	5-6	.833	1-1	1.000	1-2	.500	0	3	3	4.9	1	6	3	1	2	12	12.4
at Little Rock	01/01/2021	*	10:45	2-5	.400	0-1	.000	0-0	.000	0	3	3	4.6	0	1	0	0	0	4	11.4
Totals			8 165:15	33-71	.465	10-21	.476	15-19	.789	2	35	37	4.6	11	17	12	2	13	91	11.4

5 | BRANDYN TALBOT

@BrandynTalbot

@talllbot

Fr. G 6-5 170 Newmarket, Ontario Dream City Christian

RECORD PERFORMANCES

POINTS

Career 13 vs. Dallas Christian (12/17/20)
Season Same As Career

REBOUNDS

Career 8 vs. Howard Payne (12/22/20)
Season Same As Career

ASSISTS

Career 3 vs. Howard Payne (12/22/20)
Season Same As Career

STEALS

Career 1 @ Tulsa (12/4/20)
Season Same As Career

FIELD GOALS MADE

Career 4, 2x, Last vs. Howard Payne (12/22/20)
Season Same As Career

FREE THROWS MADE

Career 4 vs. Hardin-Simmons (12/11/20)
Season Same As Career

3-POINT FIELD GOALS MADE

Career 3 vs. Howard Payne (12/22/20)
Season Same As Career

MINUTES

Career 24 vs. Hardin-Simmons (12/11/20)
Season Same As Career

2020-21: Did not play in the first three games ... averaged 12 points over a three-game stretch (Dec. 11-22): 12 against Hardin-Simmons, 13 versus Dallas Christian and 11 opposite Howard Payne ... pulled down eight rebounds against Howard Payne; he had four boards on the year entering the game.

PREVIOUS: Moved to the United States for his sophomore season in 2015-16 to help pursue a Division-I scholarship ... spent that year at Wesley Christian High School in Kentucky ... spent his junior year in Scottsdale, Ariz., at Bella Vista Prep ... senior year at Dream City Christian in near-by Glendale (head coach moved from Bella Vista Prep to Dream City Christian) ... averaged 12.4 points, 2.9 assists and 2.4 rebounds per game as a senior last year.



PAINT TOUCHES

Reunited

During His Year At Bella Vista Prep, He Was Not Only Teammates, But Also Roommates, With Nicolas Elame

Roommates Again

He Now Rooms With Elame At UTA, Who Had A Significant Impact In Talbot Choosing To Attend UTA

Spent Quarantine

The First Few Weeks In Arizona, But Then Returned Home To Canada Where He Played On An Outdoor Court Daily

MISCELLANEOUS

	Year	Career
Double-Figure Points	3	3
20+ Points		
Double-Doubles		
5+ Rebounds	1	1
Double-Figure Assists		
Games W/ A Steal	1	1

>> Has lived on his own/with high school teammates since he moved to the United States in 2015-16.

>> Ranked as the 31st-best Canadian recruit by North Pole Hoops.

>> Played his AAU ball for Grassroots Elite Canada.

>> Has seven other siblings; he is the middle child.

>> Considers himself a 'bucket getter.'



CAREER STATS

			Total		3-Ptr		F-Throws		Rebounds													
Season	GP-GS	Min/Avg	FG-FGA	Pct	FG-FGA	Pct	FT-FTA	Pct	Off	Def	Tot	Avg	PF	FO	A	TO	Blk	Stl	Pts	Avg		
2020-21	10-0	91/9.1	12-35	.343	8-26	.308	7-12	.583	0	15	15	1.5	11	0	7	11	1	1	39	3.9		
Total	10-0	91/9.1	12-35	.343	8-26	.308	7-12	.583	0	15	15	1.5	11	0	7	11	1	1	39	3.9		

10 | FREDELIN DE LA CRUZ

fred-alyon

@DeFredelin

@fredlinedelacruz

Jr. | F | 6-7 | 220 | El Seibo, D.R. | South Plains | Los Angeles Trade-Tech | Trinity International

RECORD PERFORMANCES

POINTS

Career 39 @ Los Angeles Valley (11/8/18)
Season 17 @ Little Rock (1/1/21)

REBOUNDS

Career 20 vs. Western Texas (3/6/20)
Season 15 vs. Hardin-Simmons (12/1/21)

OFFENSIVE REBOUNDS

Career 8, 2x, Last @ Mt. San Antonio (2/8/19)
Season 6, 2x, Last vs. Dallas Christian (12/17/20)

BLOCKS

Career 3, 4x, Last vs. Frank Phillips (2/24/20)
Season 2, 2x, Last vs. Louisiana (1/15/21)

FIELD GOALS MADE

Career 13, 2x, Last vs. Long Beach (1/11/19)
Season 6 vs. Dallas Christian (12/17/20)

FREE THROWS MADE

Career 18 @ Los Angeles Valley (11/8/18)
Season 9 @ Little Rock (1/1/21)

MINUTES

Career 37 vs. Clarendon (3/7/20)
Season 24 vs. Northwestern St. (11/28/20)

2020-21: Team-leading four double-doubles on the year; that total ranks tied for the 5th-most in the Sun Belt this year ... in one of those (vs. Hardin-Simmons) he had 10 points and 10 rebounds at the under-8 media timeout of the 1st half in only eight minutes of game action ... season-best 17 points on 9-10 free throws at Little Rock (Jan. 1) ... was the only player on the team to have started each of the first 15 games; did not play (coach's decision) against Little Rock (Jan. 23).

PREVIOUS: Spent his freshman season at Los Angeles Trade-Tech Community College in 2018-19 ... at South Plains last year, he was one of only two members of the team who played in all 31 games ... averaged 7.5 points and a team-best 6.8 rebounds per contest – two boards better than anyone else – in only 17 minutes per game.



PAINT TOUCHES

How He Got To UTA
Ogden Saw Him Play At The JUCO Regional Tournament When He Was At South Plains

Roommate
Patrick Mwamba;
Mwamba Describes Him As A 'Funny' Guy And The Two Have Built A Solid Connection

Playing Style
Resembles That Of Dennis Rodman – A Rebounding Machine Who Will Track Down The Majority Of Missed Shots

MISCELLANEOUS

	Year	Career
Double-Figure Points	7	38
20+ Points		12
Double-Doubles	4	24
Double-Figure Rebounds	4	27
Games With 2+ Blocks	2	11

>> As a freshman at Los Angeles Trade-Tech, he averaged a double-double for the season with 18.7 points and 11 rebounds in 25 games, including six different 30-point double-doubles at the California Community College Athletic Association member.

>> When he first moved to the United States, he attended a pair of high schools in New York City, then transferred to Redemption Christian Academy just north of Albany, N.Y., before graduating from Trinity International School in Las Vegas.



CAREER STATS

			Total		3-Ptr		F-Throws		Rebounds												
Season	GP-GS	Min/Avg	FG-FGA	Pct	FG-FGA	Pct	FT-FTA	Pct	Off	Def	Tot	Avg	PF	FO	A	TO	Blk	Stl	Pts	Avg	
2018-19	25-24	0/0.0	160-355	.451	16-62	.258	131-197	.665	89	186	275	11.0	78	4	42	73	26	37	467	18.7	
2019-20	31-9	0/0.0	93-178	.522	3-16	.188	43-68	.632	70	140	210	6.8	55	1	15	53	11	21	232	7.5	
2020-21	15-15	254/16.9	44-88	.500	3-6	.500	37-59	.627	48	48	96	6.4	39	1	11	22	7	15	128	8.5	
Total	71-48	254/3.6	297-621	.478	22-84	.262	211-324	.651	207	374	581	8.2	172	6	68	148	44	73	827	11.6	

GAME-BY-GAME STATS

Opponent	Date	GS	MIN	Total		3-Pointers		Free throws		Rebounds				PF	A	T/O	BLK	STL	PTS	AVG	
				FG-FGA	PCT	3FG-3FGA	PCT	FT-FTA	PCT	OFF	DEF	TOT	AVG								
Oklahoma St.	11/25/2020	*	14:59	2-3	.667	0-0	.000	4-8	.500	1	5	6	6.0	1	0	1	0	0	8	8.0	
at Louisiana Tech	11/27/2020	*	11:55	0-1	.000	0-0	.000	2-2	1.000	2	2	4	5.0	5	1	3	0	0	2	5.0	
vs Northwestern St.	11/28/2020	*	24:05	4-8	.500	0-0	.000	4-5	.800	4	6	10	6.7	3	1	0	2	3	12	7.3	
at Arkansas	12/02/2020	*	13:54	5-8	.625	1-1	1.000	0-1	.000	4	2	6	6.5	1	0	2	1	1	11	8.3	
at Tulsa	12/04/2020	*	13:19	3-4	.750	0-0	.000	1-3	.333	1	2	3	5.8	2	0	2	0	1	7	8.0	
Hardin-Simmons	12/11/2020	*	19:20	4-8	.500	0-0	.000	7-12	.583	6	9	15	7.3	2	4	0	1	0	15	9.2	
Dallas Christian	12/17/2020	*	15:22	6-7	.857	0-0	.000	0-0	.000	6	4	10	7.7	4	2	4	1	2	12	9.6	
Howard Payne	12/22/2020	*	12:33	3-5	.600	0-0	.000	1-2	.500	5	2	7	7.6	2	1	0	0	1	7	9.3	
at Little Rock	01/01/2021	*	20:35	4-9	.444	0-1	.000	9-10	.900	3	1	4	7.2	4	1	1	0	3	17	10.1	
at Little Rock	01/02/2021	*	16:27	1-2	.500	0-0	.000	2-5	.400	3	1	4	6.9	3	1	0	0	0	4	9.5	
at La.-Monroe	01/08/2021	*	23:22	2-6	.333	0-1	.000	0-2	.000	1	2	3	6.5	1	0	2	0	0	4	9.0	
at La.-Monroe	01/09/2021	*	16:50	3-8	.375	1-2	.500	5-6	.833	1	3	4	6.3	4	0	1	0	1	12	9.3	
Louisiana	01/15/2021	*	21:25	2-6	.333	0-0	.000	0-0	.000	3	2	5	6.2	1	0	1	2	1	4	8.8	
Louisiana	01/16/2021	*	23:04	4-10	.400	0-0	.000	2-3	.667	5	5	10	6.5	4	0	3	0	2	10	8.9	
Little Rock	01/22/2021	*	08:07	1-3	.333	1-1	1.000	0-0	.000	3	2	5	6.4	2	0	2	0	0	3	8.5	
Totals			15	255:18	44-88	.500	3-6	.500	37-59	.627	48	48	96	6.4	39	11	22	7	15	128	8.5

12 LAZARO ROJAS

LAZZ-uh-ROW row-HAAS

@big.laz.909

R-Sr. F 6-11 235 Porto Seguro, Brazil Fresno State Score Academy

RECORD PERFORMANCES

POINTS

Career 11, 2x, Last vs. Howard Payne (12/22/20)

Season 11, 2x, Last vs. Howard Payne (12/22/20)

REBOUNDS

Career 9, 2x, Last vs. Hardin-Simmons (12/11/20)

Season 9 vs. Hardin-Simmons (12/11/20)

OFFENSIVE REBOUNDS

Career 6 vs. Pacific (11/28/18)

Season 4 vs. Howard Payne (12/22/20)

BLOCKS

Career 2, 3x, Last vs. Air Force (3/14/19)

Season 1, 2x, Last vs. Howard Payne (12/22/20)

FIELD GOALS MADE

Career 5 vs. Howard Payne (12/22/20)

Season 5 vs. Howard Payne (12/22/20)

FREE THROWS MADE

Career 6 vs. Weber State (12/5/18)

Season 4 vs. Dallas Christian (12/17/20)

MINUTES

Career 19 vs. Pacific (11/28/18)

Season 16 vs. Hardin-Simmons (12/11/20)

2020-21: Suffered a leg injury in the 2nd half at Little Rock (Jan. 2) and has not played the last six games; his status for this weekend is doubtful ... scored 30 of his 40 points on the year in a three-game stretch (Dec. 11-22) ... just missed what would have been his first-career double-double with 11 points and nine rebounds opposite Hardin-Simmons ... shot a perfect 5-5 from the floor against Howard Payne.

PREVIOUS: Grad transfer from Fresno State ... last year with the Bulldogs he played in 10 games ... posted a total of 10 points, 12 rebounds, two assists, a steal and a block ... utilized a redshirt season with Fresno State in 2016-17.



PAINT TOUCHES

Spent Quarantine
In Los Angeles The Entire
Time; Didn't Have
Access To Courts
Or Gyms And
Worked Out At Home

How He Got To UTA
Got In Touch With Coach
Young; Didn't Step Foot
On Campus Until After He
Committed; Did All Virtual
Tours Of Facilities, Etc.

During Quarantine He
Learned To Play The
Ukulele

Call Him
Laz

MISCELLANEOUS

	Year	Career
Double-Figure Points	2	3
20+ Points		
Double-Doubles		
5+ Rebounds	3	7
Games With 2+ Blocks		3

>> Lived in Brazil until he was 15 years old; moved to Italy with his mother from ages 15-18 before returning to Brazil to play club basketball in advance of moving to Florida and graduating from Score Academy.

>> Also recruited by Alabama, Colorado State, Maryland, North Carolina State and Ohio State out of high school.

>> His father now lives in McKinney, about an hour from campus.



CAREER STATS

			Total		3-Ptr		F-Throws		Rebounds											
Season	GP-GS	Min/Avg	FG-FGA	Pct	FG-FGA	Pct	FT-FTA	Pct	Off	Def	Tot	Avg	PF	FO	A	TO	Blk	Stl	Pts	Avg
2017-18	8-0	17/2.1	1-3	.333	0-1	.000	0-0	.000	2	2	4	0.5	1	0	1	1	0	0	2	0.3
2018-19	27-2	221/8.2	26-49	.531	0-0	.000	20-32	.625	19	37	56	2.1	29	0	5	26	11	5	72	2.7
2019-20	10-0	51/5.1	4-8	.500	0-2	.000	2-5	.400	5	7	12	1.2	5	0	2	1	1	1	10	1.0
2020-21	9-1	94/10.4	15-24	.625	0-1	.000	10-13	.769	12	18	30	3.3	9	0	4	6	2	5	40	4.4
Total	54-3	383/7.1	46-84	.548	0-4	.000	32-50	.640	38	64	102	1.9	44	0	12	34	14	11	124	2.3

GAME-BY-GAME STATS

Opponent	Date	GS	MIN	Total		3-Pointers		Free throws		Rebounds											
				FG-FGA	PCT	3FG-3FGA	PCT	FT-FTA	PCT	OFF	DEF	TOT	AVG	PF	A	T/O	BLK	STL	PTS	AVG	
Oklahoma St.	11/25/2020		08:39	1-1	1.000	0-0	.000	0-0	.000	1	0	1	1.0	1	0	0	0	0	2	2.0	
at Louisiana Tech	11/27/2020		06:37	0-4	.000	0-1	.000	0-0	.000	0	2	2	1.5	0	0	0	0	0	0	1.0	
at Arkansas	12/02/2020		08:11	0-0	.000	0-0	.000	2-2	1.000	0	1	1	1.3	2	0	0	0	0	2	1.3	
at Tulsa	12/04/2020		12:00	1-1	1.000	0-0	.000	0-0	.000	1	3	4	2.0	1	1	1	0	0	2	1.5	
Hardin-Simmons	12/11/2020	*	16:18	4-5	.800	0-0	.000	3-5	.600	3	6	9	3.4	1	2	3	1	0	11	3.4	
Dallas Christian	12/17/2020		04:52	2-2	1.000	0-0	.000	4-4	1.000	3	2	5	3.7	0	0	0	0	0	8	4.2	
Howard Payne	12/22/2020		13:45	5-5	1.000	0-0	.000	1-2	.500	4	3	7	4.1	2	1	1	1	1	11	5.1	
at Little Rock	01/01/2021		13:28	2-4	.500	0-0	.000	0-0	.000	0	1	1	3.8	1	0	1	0	4	4	5.0	
at Little Rock	01/02/2021		08:44	0-2	.000	0-0	.000	0-0	.000	0	0	0	3.3	1	0	0	0	0	0	4.4	
Totals			1 92:35	15-24	.625	0-1	.000	10-13	.769	12	18	30	3.3	9	4	6	2	5	40	4.4	

13 | SHAHADA WELLS

@hada_wells13

@therealhadawells

Jr. | G | 6-0 | 176 | Amarillo, TX | Tyler Junior College | Tascosa

RECORD PERFORMANCES

POINTS

Career 41 @ Kilgore (1/25/20)
Season 31 vs. Louisiana (1/15/21)

REBOUNDS

Career 12 vs. Trinity Valley (1/29/20)
Season 8 vs. Louisiana (1/15/21)

ASSISTS

Career 13 vs. Paris (1/22/20)
Season 7 @ ULM (1/9/21)

STEALS

Career 9 vs. Jacksonville (1/8/20)
Season 7 vs. Little Rock (1/22/21)

FIELD GOALS MADE

Career 15 @ Kilgore (1/25/20)
Season 10 @ ULM (1/8/21)

FREE THROWS MADE

Career 11 vs. Trinity Valley (1/29/20)
Season 10 vs. Louisiana (1/15/21)

3-POINT FIELD GOALS MADE

Career 6 @ Little Rock (1/2/21)
Season 6 @ Little Rock (1/2/21)

MINUTES

Career 37 vs. Louisiana (1/15/21)
Season 37 vs. Louisiana (1/15/21)

RANKED AS THE #3 IMPACT JUCO TRANSFER NATIONALLY

2020-21: Scored 16 of his 17 points at Arkansas in the 2nd half ... bothered by a foot injury in limited minutes at Tulsa – the only game he has not scored in double-figure points ... did not play (rest) against Hardin-Simmons ... six 3-pointers at Little Rock (Jan. 2) are tied for the most by any UTA player in the Chris Ogden era ... season-best 31 points, tied for the 2nd-most by any Sun Belt player in a conference game this year, against Louisiana (Jan. 15) ... seven steals vs. Little Rock (Jan. 22), tied for the 3rd-most by any player in the nation this year.

PREVIOUS: First Team All-American at Tyler Junior College last year ... led the team and ranked 21st in the nation with 21.6 points per game ... averaged 6 assists per outing.



PAINT TOUCHES

Spent Quarantine
Back Home In Amarillo
Playing On Outdoor Courts

Wears #13 Because
He Grew Up On 13th
Street In Amarillo

What's In A Name
First Name Is Muslim;
He Was Named By His
Uncle, Who Is Muslim

Roommate
McKade Marquis

High School Long Jump
7th At State As A Senior

MISCELLANEOUS

	Year	Career
Double-Figure Points	14	61
20+ Points	4	25
Double-Doubles		6
5+ Rebounds	5	20
Double-Figure Assists		4
Games With 3+ Steals	6	24

>> Has had a UTA connection through Tyler Junior College for several years. McKade Marquis's dad, Mike, is the head coach at TJC, and McKade worked out with Shahada the last few summers. Additionally, he follows TJC alumni Brian Warren and TiAndre Jackson-Young – who both graduated from UTA last year after spending two years in Tyler.



CAREER STATS

Season	GP-GS	Min/Avg	Total		3-Ptr		F-Throws		Rebounds										Pts	Avg
			FG-FGA	Pct	FG-FGA	Pct	FT-FTA	Pct	Off	Def	Tot	Avg	PF	FO	A	TO	Blk	Stl		
2018-19	28-0	0/0.0	161-298	.540	50-105	.476	78-104	.750	19	54	73	2.6	7	0	95	47	5	50	450	16.1
2019-20	26-26	0/0.0	209-379	.551	60-129	.465	83-102	.814	32	97	129	5.0	4	0	157	58	9	63	561	21.6
2020-21	15-14	434/28.9	87-198	.439	31-75	.413	37-48	.771	13	44	57	3.8	14	0	49	32	3	35	242	16.1
Total	69-40	434/6.3	457-875	.522	141-309	.456	198-254	.780	64	195	259	3.8	25	0	301	137	17	148	1253	18.2

GAME-BY-GAME STATS

Opponent	Date	GS	MIN	Total		3-Pointers		Free throws		Rebounds				PF	A	T/O	BLK	STL	PTS	AVG	
				FG-FA	PCT	3FG-3FA	PCT	FT-FTA	PCT	OFF	DEF	TOT	AVG								
Oklahoma St.	11/25/2020		31:04	9-13	.692	2-3	.667	1-2	.500	1	5	6	6.0	2	2	0	0	5	21	21.0	
at Louisiana Tech	11/27/2020	*	34:12	7-16	.438	2-5	.400	2-4	.500	2	5	7	6.5	0	1	2	0	2	18	19.5	
vs Northwestern St.	11/28/2020	*	27:01	6-15	.400	0-2	.000	3-5	.600	0	2	2	5.0	1	3	1	1	3	15	18.0	
at Arkansas	12/02/2020	*	28:33	6-11	.545	3-4	.750	2-4	.500	1	2	3	4.5	2	3	3	0	1	17	17.8	
at Tulsa	12/04/2020	*	09:34	1-2	.500	1-2	.500	0-0	.000	0	1	1	3.8	1	3	4	0	0	3	14.8	
Dallas Christian	12/17/2020	*	16:49	5-7	.714	2-4	.500	0-0	.000	1	2	3	3.7	0	0	2	0	2	12	14.3	
Howard Payne	12/22/2020	*	12:33	5-10	.500	3-5	.600	3-3	1.000	0	0	0	3.1	0	1	0	0	1	16	14.6	
at Little Rock	01/01/2021	*	33:33	6-17	.353	3-9	.333	1-1	1.000	1	1	2	3.0	3	5	2	0	2	16	14.8	
at Little Rock	01/02/2021	*	35:13	7-20	.350	6-12	.500	2-4	.500	1	6	7	3.4	1	2	1	1	3	22	15.6	
at La.-Monroe	01/08/2021	*	36:19	10-16	.625	1-2	.500	4-4	1.000	1	4	5	3.6	1	3	3	1	3	25	16.5	
at La.-Monroe	01/09/2021	*	35:12	3-9	.333	1-4	.250	4-4	1.000	1	5	6	3.8	0	7	4	0	0	11	16.0	
Louisiana	01/15/2021	*	36:55	9-18	.500	3-5	.600	10-11	.909	1	7	8	4.2	1	5	3	0	2	31	17.3	
Louisiana	01/16/2021	*	29:02	3-11	.273	1-5	.200	3-4	.750	1	3	4	4.2	0	4	2	0	3	10	16.7	
Little Rock	01/22/2021	*	33:50	5-21	.238	2-9	.222	2-2	1.000	2	0	2	4.0	1	5	2	0	7	14	16.5	
Little Rock	01/23/2021	*	32:01	5-12	.417	1-4	.250	0-0	.000	0	1	1	3.8	1	5	3	0	1	11	16.1	
Totals			14	431:51	87-198	.439	31-75	.413	37-48	.771	13	44	57	3.8	14	49	32	3	35	242	16.1

14 DAVIS STEELMAN

@Davissteelman
@davissteelman9

Sr. G 6-3 185 Bedford, Texas New Mexico Military Institute Berkner

RECORD PERFORMANCES

POINTS

Career 28 vs. Northern New Mexico (11/1/17)
Season 11 @ Little Rock (1/1/21)

REBOUNDS

Career 11 @ New Mexico JC (11/5/16)
Season 8 vs. Howard Payne (12/22/20)

ASSISTS

Career 6 @ Univ. of the Southwest (12/5/17)
Season 5 vs. Louisiana (1/15/21)

STEALS

Career 5 vs. Northern New Mexico (11/1/17)
Season 4 @ ULM (1/9/21)

FIELD GOALS MADE

Career 12 vs. Northern New Mexico (11/1/17)
Season 4, 2x, Last @ Little Rock (1/1/21)

FREE THROWS MADE

Career 4, 2x, Last vs. Strength N Motion Prep (11/24/17)
Season 2 @ Little Rock (1/1/21)

3-POINT FIELD GOALS MADE

Career 5, 4x, Last @ Northern New Mexico (1/25/18)
Season 2 vs. Little Rock (1/22/21)

MINUTES

Career 35 @ New Mexico JC (11/5/16)
Season 32, 2x, Last @ ULM (1/9/21)

2020-21: Season-best 11 points off the bench at Little Rock (Jan. 1); earned his second start of the year the next day against the Trojans and started the next six games ... five steals in those two Little Rock games (one all year entering those contests) ... season-high four steals at ULM (Jan. 9) ... in his first start this year, scored nine points against Hardin-Simmons ... grabbed eight rebounds against Howard Payne, his most as a Maverick ... issued seven rebounds and five assists versus Louisiana, both his most against a D-I opponent.

2019-20: At Arkansas State on Jan. 2, he came off the bench to score a game-high 14 points; he had not scored a single point all season coming into the game.



PAINT TOUCHES

High School Football
All-District Selection As A
Texas High School QB

Roommate
Lives At Home

World Traveler
During His Year Away
From Basketball (2018-19),
He Visited 12 Different
Countries In A Six-Month
Span

At New Mexico Military
Had A Strict Schedule ...
Had To Wear A Uniform
... Not An Enjoyable Time;
Went Because It's In One Of
The Best JUCO Conferences

MISCELLANEOUS

	Year	Career
Double-Figure Points	1	25
20+ Points		5
Double-Doubles		1
5+ Rebounds	5	20
Double-Figure Assists		
Games W/ A Steal	8	37

>> As a high school senior he averaged 15 points per game, making the regional tournament and leading his team to within one win of the state tournament.

>> He got a puppy during quarantine and named him Kobe McGregor Steelman after Kobe Bryant and his favorite MMA athlete Conor McGregor.



GAME-BY-GAME STATS

Opponent	Date	GS	MIN	Total		3-Pointers		Free throws		Rebounds				PF	A	T/O	BLK	STL	PTS	AVG	
				FG-FGA	PCT	3FG-3FGA	PCT	FT-FTA	PCT	OFF	DEF	TOT	AVG								
Oklahoma St.	11/25/2020		15:29	1-2	.500	0-1	.000	0-0	.000	0	3	3	3.0	5	1	0	0	0	2	2.0	
at Louisiana Tech	11/27/2020		07:08	0-0	.000	0-0	.000	0-0	.000	0	1	1	2.0	0	1	1	0	0	0	1.0	
vs Northwestern St.	11/28/2020		04:36	0-1	.000	0-1	.000	0-0	.000	0	0	0	1.3	0	0	0	0	0	0	0.7	
at Arkansas	12/02/2020		06:32	0-0	.000	0-0	.000	0-0	.000	1	2	3	1.8	1	0	0	0	0	0	0.5	
at Tulsa	12/04/2020		07:30	1-2	.500	0-0	.000	0-0	.000	2	2	4	2.2	0	2	0	0	0	2	0.8	
Hardin-Simmons	12/11/2020	*	24:26	4-7	.571	1-2	.500	0-0	.000	4	3	7	3.0	4	2	2	0	0	9	2.2	
Dallas Christian	12/17/2020		10:43	1-4	.250	0-3	.000	0-0	.000	1	0	1	2.7	2	1	3	0	1	2	2.1	
Howard Payne	12/22/2020		11:00	1-2	.500	0-1	.000	0-0	.000	1	7	8	3.4	2	2	0	0	0	2	2.1	
at Little Rock	01/01/2021		18:43	4-5	.800	1-1	1.000	2-2	1.000	4	1	5	3.6	0	1	1	0	2	11	3.1	
at Little Rock	01/02/2021	*	29:15	1-7	.143	1-2	.500	0-0	.000	2	0	2	3.4	4	0	0	0	3	3	3.1	
at La.-Monroe	01/08/2021	*	31:57	2-4	.500	1-2	.500	0-1	.000	1	5	6	3.6	3	2	0	0	2	5	3.3	
at La.-Monroe	01/09/2021	*	32:17	1-3	.333	0-1	.000	0-0	.000	0	3	3	3.6	2	0	3	0	4	2	3.2	
Louisiana	01/15/2021	*	26:37	1-5	.200	0-0	.000	0-0	.000	4	3	7	3.8	3	5	2	1	1	2	3.1	
Louisiana	01/16/2021	*	24:55	2-5	.400	0-2	.000	0-0	.000	2	2	4	3.9	3	1	0	0	4	4	3.1	
Little Rock	01/22/2021	*	17:16	2-6	.333	2-5	.400	0-0	.000	0	1	1	3.7	1	1	2	0	1	6	3.3	
Little Rock	01/23/2021		11:15	1-1	1.000	0-0	.000	0-0	.000	1	2	3	3.6	2	1	0	0	1	2	3.3	
Totals			7	279:40	22-54	.407	6-21	.286	2-3	.667	23	35	58	3.6	32	20	14	1	15	52	3.3

CAREER STATS

			Total		3-Ptr		F-Throws		Rebounds											
Season	GP-GS	Min/Avg	FG-FGA	Pct	FG-FGA	Pct	FT-FTA	Pct	Off	Def	Tot	Avg	PF	FO	A	TO	Blk	Stl	Pts	Avg
2016-17	29-10	0/0.0	99-235	.421	58-147	.395	24-27	.889	32	40	72	2.5	49	1	15	27	5	15	280	9.7
2017-18	28-18	0/0.0	100-231	.433	50-144	.347	24-29	.828	28	76	104	3.7	60	3	37	19	3	37	274	9.8
2019-20	21-4	178/8.5	12-33	.364	4-15	.267	3-6	.500	5	11	16	0.8	16	0	6	6	1	5	31	1.5
2020-21	16-7	280/17.5	22-54	.407	6-21	.286	2-3	.667	23	35	58	3.6	32	1	20	14	1	15	52	3.3
Total	94-39	458/4.9	233-553	.421	118-327	.361	53-65	.815	88	162	250	2.7	157	5	78	66	10	72	637	6.8

20 | NICOLAS ELAME

uh-LALM-eh

@nicolaselame

@nicolaselame

So. G 6-3 185 Paris, France Bella Vista Prep (Ariz.)

RECORD PERFORMANCES

POINTS

Career 12, 3x, Last vs. Hardin-Simmons (12/11/20)

Season 12, 2x, Last vs. Hardin-Simmons (12/11/20)

REBOUNDS

Career 9 vs. Howard Payne (12/22/20)

Season 9 vs. Howard Payne (12/22/20)

ASSISTS

Career 6 @ Louisiana Tech (11/27/20)

Season 6 @ Louisiana Tech (11/27/20)

STEALS

Career 3 vs. Hardin-Simmons (12/11/20)

Season 3 vs. Hardin-Simmons (12/11/20)

FIELD GOALS MADE

Career 6 vs. Georgia State (2/20/20)

Season 5, 2x, Last vs. Hardin-Simmons (12/11/20)

FREE THROWS MADE

Career 4 vs. Little Rock (1/22/21)

Season 4 vs. Little Rock (1/22/21)

3-POINT FIELD GOALS MADE

Career 2 vs. Hardin-Simmons (12/11/20)

Season 2 vs. Hardin-Simmons (12/11/20)

MINUTES

Career 35 vs. Oklahoma State (11/25/20)

Season 35 vs. Oklahoma State (11/25/20)

2020-21: Suffered a leg injury in the 2nd half at Little Rock (Jan. 2) and missed the next four games (Jan. 8-16); returned on Jan. 22 against Little Rock, scoring 10 points and grabbing four rebounds ... team-best eight rebounds against Oklahoma State ... did not play versus Dallas Christian (rest) ... career-best nine rebounds against Howard Payne.

2019-20: Scored 63 of his 79 points (80 percent) over the final 10 games ... saw his minutes increase each of the final six contests of the year.



PAINT TOUCHES

Spent Quarantine
With Family In Houston For
The First Six Weeks, Then
In Paris With His Parents
Until Returning To Campus
In August

Biggest Adjustment
To The College Game Was
The Speed

This Year He Wants
To Be A Team Leader

Bilingual
Is Fluent In French & En-
glish (Also Basic Spanish)

National Experience
French National Team

MISCELLANEOUS

	Year	Career
Double-Figure Points	4	6
20+ Points		
Double-Doubles		
5+ Rebounds	3	8
Double-Figure Assists		
Games W/ A Steal	7	19

>> Born in Paris ... moved to Cameroon shortly after his birth until he was 14 years old; moved back to Paris for two years before coming to America when he was 16 ... lived with his cousin in Orlando upon moving to the U.S. and attended Downey Christian School ... moved to Houston to live with his aunt shortly after, and played his AAU ball with the Houston Defenders ... transferred to Bella Vista Prep in Arizona for his junior and season years ... room-mates with Brandyn Talbot his senior year.



CAREER STATS

Season	GP-GS	Min/Avg	Total		3-Ptr		F-Throws		Rebounds				PF	FO	A	TO	Blk	Stl	Pts	Avg
			FG-FGA	Pct	FG-FGA	Pct	FT-FTA	Pct	Off	Def	Tot	Avg								
2019-20	29-2	379/13.1	32-75	.427	1-17	.059	14-27	.519	12	52	64	2.2	35	1	32	23	4	14	79	2.7
2020-21	11-8	271/24.6	33-81	.407	3-16	.188	15-20	.750	10	34	44	4.0	22	1	32	21	2	9	84	7.6
Total	40-10	650/16.3	65-156	.417	4-33	.121	29-47	.617	22	86	108	2.7	57	2	64	44	6	23	163	4.1

GAME-BY-GAME STATS

Opponent	Date	GS	MIN	Total		3-Pointers		Free throws		Rebounds				PF	A	T/O	BLK	STL	PTS	AVG	
				FG-FGA	PCT	3FG-3FGA	PCT	FT-FTA	PCT	OFF	DEF	TOT	AVG								
Oklahoma St.	11/25/2020	*	35:05	5-15	.333	0-3	.000	2-5	.400	2	6	8	8.0	3	5	2	0	0	12	12.0	
at Louisiana Tech	11/27/2020	*	29:57	3-7	.429	0-1	.000	2-2	1.000	1	3	4	6.0	2	6	1	0	1	8	10.0	
vs Northwestern St.	11/28/2020	*	31:23	4-9	.444	1-2	.500	2-2	1.000	1	4	5	5.7	2	1	3	0	0	11	10.3	
at Arkansas	12/02/2020	*	32:49	4-14	.286	0-1	.000	1-2	.500	0	0	0	4.3	1	3	2	0	1	9	10.0	
at Tulsa	12/04/2020	*	22:59	2-5	.400	0-2	.000	2-2	1.000	1	2	3	4.0	5	0	3	0	1	6	9.2	
Hardin-Simmons	12/11/2020	*	20:40	5-9	.556	2-3	.667	0-0	.000	0	5	5	4.2	0	4	2	1	3	12	9.7	
Howard Payne	12/22/2020	*	15:34	1-4	.250	0-2	.000	0-0	.000	3	6	9	4.9	1	4	0	0	1	2	8.6	
at Little Rock	01/01/2021	*	24:00	1-2	.500	0-0	.000	0-0	.000	0	3	3	4.6	1	2	5	0	1	2	7.8	
at Little Rock	01/02/2021		16:55	2-4	.500	0-1	.000	0-0	.000	1	0	1	4.2	2	2	0	1	0	4	7.3	
Little Rock	01/22/2021		18:33	3-8	.375	0-1	.000	4-5	.800	1	3	4	4.2	2	1	1	0	0	10	7.6	
Little Rock	01/23/2021		22:51	3-4	.750	0-0	.000	2-2	1.000	0	2	2	4.0	3	4	2	0	1	8	7.6	
Totals			8	270:46	33-81	.407	3-16	.188	15-20	.750	10	34	44	4.0	22	32	21	2	9	84	7.6

21 TRE JONES

@Jones_T21

@jonestre3

R-Fr. F 6-5 205 Arlington, Texas Kennedale

RECORD PERFORMANCES

POINTS

Career 6 vs. Hardin-Simmons (12/11/20)
Season Same As Career

REBOUNDS

Career 6 vs. Hardin-Simmons (12/11/20)
Season Same As Career

OFFENSIVE REBOUNDS

Career 3, 2x, Last vs. Northwestern St. (11/28/20)
Season Same As Career

BLOCKS

Career 1, 3x, Last vs. Little Rock (1/23/21)
Season Same As Career

STEALS

Career 1, 3x, Last vs. Northwestern St. (11/28/20)
Season Same As Career

FIELD GOALS MADE

Career 2, 2x, Last vs. Hardin-Simmons (12/11/20)
Season Same As Career

FREE THROWS MADE

Career 3 @ ULM (1/8/21)
Season Same As Career

MINUTES

Career 20 vs. Hardin-Simmons (12/11/20)
Season Same As Career

2020-21: Best game of the season was a 6-point, 6-rebound performance versus Hardin-Simmons ... appeared in the first seven games of the year before missing the Howard Payne contest (rest) ... season-best 3-4 from the free-throw line at ULM (Jan. 8).

PREVIOUS: Utilized a redshirt season last year and added 10 more pounds of muscle ... as a high school senior in 2018-19, he was voted District 9-4A MVP and a 4A All-State selection after averaging 17 points, 13 rebounds, 3 blocks and 2.6 steals per game ... named *Fort Worth Star-Telegram* Defensive Player of the Year for 2018-19.



PAINT TOUCHES

Spent Quarantine
At Home; Worked Out
In His Bedroom; Did
Not Shoot A Basketball
For Nearly Five Months
(March-July)

Sitting Out Last Year
He Says Was Needed;
Helped Him Learn The Sys-
tem, Speed Of The Game
And Get Better Prepared
Physically For This Year

Fun Fact
He Can Make A Water Drop
Sound With His Mouth

Pregame Music Choice
R&B

MISCELLANEOUS

	Year	Career
Double-Figure Points		
20+ Points		
Double-Doubles		
5+ Rebounds	1	1
Double-Figure Rebounds		
2+ Blocks		

>> His mother, Dr. Yvette Wingate, played volleyball and ran track at UTA.

>> His father, Ron Jones, went to fellow Sun Belt rival Texas State for track.

>> His high school basketball coach was UTA alumnus Doug Groff.

>> Entered his high school senior season ranked as the 41st-best player in the state by Texas Hoops.



CAREER STATS

Season	GP-GS	Min/Avg	Total FG-FGA	Pct	3-Ptr FG-FGA	Pct	F-Throws FT-FTA	Pct	Rebounds Off	Def	Tot	Avg	PF	FO	A	TO	Blk	Stl	Pts	Avg
2020-21	12-0	101/8.4	6-10	.600	0-0	.000	5-7	.714	8	10	18	1.5	15	1	2	2	3	3	17	1.4
Total	12-0	101/8.4	6-10	.600	0-0	.000	5-7	.714	8	10	18	1.5	15	1	2	2	3	3	17	1.4

23 | PATRICK MWAMBA

mm-WAMBA

@patrick23mwamba

@patrick_kzmwamba

R-So. | F 6-7 | 201 | Bukavu, Congo | NBA Academy Africa | Keur Madior International

RECORD PERFORMANCES

POINTS

Career 13, 3x, Last vs. Louisiana (1/15/21)
Season 13, 2x, Last vs. Louisiana (1/15/21)

REBOUNDS

Career 12 vs. Northwestern St. (11/28/20)
Season 12 vs. Northwestern St. (11/28/20)

ASSISTS

Career 3 @ Tulsa (11/27/18)
Season 2, 4x, Last vs. Little Rock (1/23/21)

STEALS

Career 4 vs. UT Tyler (11/6/18)
Season 2, 2x, Last vs. Howard Payne (12/22/20)

FIELD GOALS MADE

Career 5, 2x, Last vs. Northwestern St. (11/28/20)
Season 5 vs. Northwestern St. (11/28/20)

FREE THROWS MADE

Career 4, 2x, Last @ ULM (1/9/21)
Season 4 @ ULM (1/9/21)

3-POINT FIELD GOALS MADE

Career 3, 2x, Last vs. Louisiana (1/15/21)
Season 3, 2x, Last vs. Louisiana (1/15/21)

MINUTES

Career 31 @ ULM (1/8/21)
Season 31 @ ULM (1/8/21)

MISCELLANEOUS

	Year	Career
Double-Figure Points	4	6
20+ Points		
Double-Doubles	1	1
5+ Rebounds	5	12
Double-Figure Assists		
Games W/ A Steal	9	25

>> Has not left campus since the beginning of quarantine in mid-March; no flights/travel complications resulted in him being "extremely bored" and alone for several months. He worked out using sand bags he found around campus, and ran in the parking garages to stay in shape. He watched 'The Last Dance' multiple times and took away the importance of mental toughness from Michael Jordan.



CAREER STATS

Season	GP-GS	Min/Avg	Total		3-Ptr		F-Throws		Rebounds				PF	FO	A	TO	Blk	Stl	Pts	Avg
			FG-FGA	Pct	FG-FGA	Pct	FT-FTA	Pct	Off	Def	Tot	Avg								
2018-19	27-12	386/14.3	33-82	.402	7-30	.233	16-30	.533	22	46	68	2.5	49	0	18	31	5	26	89	3.3
2019-20	5-0	73/14.6	5-17	.294	1-6	.167	4-6	.667	3	15	18	3.6	10	1	3	3	5	2	15	3.0
2020-21	15-12	286/19.1	26-82	.317	14-46	.304	10-14	.714	12	51	63	4.2	33	1	12	10	7	10	76	5.1
Total	47-24	745/15.9	64-181	.354	22-82	.268	30-50	.600	37	112	149	3.2	92	2	33	44	17	38	180	3.8

2020-21: Recorded his first career double-double with 13 points and a team-best 12 rebounds against Northwestern State ... did not play against Hardin-Simmons (rest) ... posted three-straight double-figure scoring games (Jan. 8-15) for the first time in his career; had three career double-figure point games entering that stretch ... tied a career- and season-best 13 points against Louisiana (Jan. 15) ... grabbed nine rebounds versus Little Rock (Jan. 22).

2019-20: Broke his right foot five games into the year in the 1st half at #8 Gonzaga (Nov. 19) and utilized a redshirt season ... the non-contact injury occurred after grabbing a rebound off a Gonzaga free throw.



PAINT TOUCHES

One Of...
12 Siblings (Including Him)

Has Ran A Mile In...
4 Minutes, 53 Seconds;
Best Time At UTA: 5:12

French Connection
Nice For Him To Have
Nicolas Elame Who Also
Speaks French; Reminds
Him Of Home And Where
He Came From

Sitting Out Last Year
The Hardest Part Was Just
Watching And Not Being
Able To Play Or Help His
Teammates

GAME-BY-GAME STATS

Opponent	Date	GS	MIN	Total		3-Pointers		Free throws		Rebounds				PF	A	T/O	BLK	STL	PTS	AVG	
				FG-FA	PCT	3FG-3FGA	PCT	FT-FTA	PCT	OFF	DEF	TOT	AVG								
Oklahoma St.	11/25/2020	*	22:39	1-8	.125	1-8	.125	0-0	.000	0	2	2	2.0	3	2	0	0	2	3	3.0	
at Louisiana Tech	11/27/2020	*	11:36	0-2	.000	0-2	.000	0-0	.000	0	2	2	2.0	0	0	2	0	0	1.5		
vs Northwestern St.	11/28/2020	*	23:15	5-10	.500	3-5	.600	0-2	.000	2	10	12	5.3	2	0	0	1	0	13	5.3	
at Arkansas	12/02/2020	*	15:53	0-4	.000	0-2	.000	0-0	.000	1	3	4	5.0	2	0	0	1	1	0	4.0	
at Tulsa	12/04/2020	*	25:56	1-4	.250	1-4	.250	0-0	.000	0	2	2	4.4	2	2	1	0	0	3	3.8	
Dallas Christian	12/17/2020	*	05:55	1-5	.200	1-2	.500	0-0	.000	2	0	2	4.0	2	1	1	0	1	3	3.7	
Howard Payne	12/22/2020	*	12:23	1-4	.250	0-2	.000	0-0	.000	0	0	0	3.4	0	1	0	0	2	2	3.4	
at Little Rock	01/01/2021	*	06:51	1-1	1.000	0-0	.000	0-0	.000	0	1	1	3.1	2	0	0	0	0	2	3.3	
at Little Rock	01/02/2021	*	08:51	1-2	.500	0-0	.000	0-0	.000	1	1	2	3.0	3	0	2	0	1	2	3.1	
at La.-Monroe	01/08/2021	*	31:02	4-7	.571	2-3	.667	2-2	1.000	2	6	8	3.5	2	2	2	1	12	4.0		
at La.-Monroe	01/09/2021	*	29:37	3-9	.333	0-3	.000	4-4	1.000	1	3	4	3.5	3	0	0	0	0	10	4.5	
Louisiana	01/15/2021	*	22:36	4-7	.571	3-4	.750	2-2	1.000	1	6	7	3.8	3	1	1	1	0	13	5.3	
Louisiana	01/16/2021	*	19:54	2-9	.222	2-5	.400	0-0	.000	1	4	5	3.9	3	1	0	0	0	6	5.3	
Little Rock	01/22/2021	*	26:18	2-6	.333	1-4	.250	1-2	.500	1	8	9	4.3	1	0	1	1	1	6	5.4	
Little Rock	01/23/2021	*	25:24	0-4	.000	0-2	.000	1-2	.500	0	3	3	4.2	5	2	0	1	1	1	5.1	
Totals			12	288:09	26-82	.317	14-46	.304	10-14	.714	12	51	63	4.2	33	12	10	7	10	76	5.1

35 | GRAYSON CARTER

[Twitter](#) [Instagram](#) @king_carter25

R-So. | **F** | **6-10** | **225** | **Dallas, Texas** | **Georgetown** | **Denton Guyer**

RECORD PERFORMANCES

POINTS

Career 13 vs. Howard Payne (12/22/20)
Season 13 vs. Howard Payne (12/22/20)

REBOUNDS

Career 8 @ ULM (1/9/21)
Season 8 @ ULM (1/9/21)

OFFENSIVE REBOUNDS

Career 3, 2x, Last vs. Howard Payne (12/22/20)
Season 3 vs. Howard Payne (12/22/20)

BLOCKS

Career 1, 6x, Last vs. Little Rock (1/23/21)
Season 1, 5x, Last vs. Little Rock (1/23/21)

FIELD GOALS MADE

Career 5 vs. Howard Payne (12/22/20)
Season 5 vs. Howard Payne (12/22/20)

FREE THROWS MADE

Career 4 vs. Louisiana (1/16/21)
Season 4 vs. Louisiana (1/16/21)

MINUTES

Career 21 @ ULM (1/9/21)
Season 21 @ ULM (1/9/21)

2020-21: First career double-figure scoring game with 13 points on 5-5 shooting against Howard Payne ... did not play (rest) against Hardin-Simmons ... hit two 1st-half 3-pointers against Tulsa (had three in his career entering the game) ... grabbed a career-high eight rebounds at ULM (Jan. 9) ... registered back-to-back 8-point games against Louisiana on Jan. 15 and 16 ... has four games of two made 3-pointers.

PREVIOUS: Transferred to UTA prior to the 2019-20 season from Georgetown following his freshman campaign ... sat out last season in accordance with NCAA transfer regulations ... as a freshman with the Hoyas in 2018-19 he played in 14 games.



PAINT TOUCHES

Spent Quarantine

At Home In Dallas, But Mostly At A Family Residence In Wright City, OK (Population Less Than 800)

Quarantine, Cont.

Did A Lot Of Reading And Fishing (Usually 4-5 Hours Per Day); Caught 24 Crappies (Type Of Fish) In One Day In April

Fun Fact

Mother, Amy, Is A National Champion In The West Coast Swing Dance; He Also Knows How To Swing Dance

MISCELLANEOUS

	Year	Career
Double-Figure Points	1	1
20+ Points		
Double-Doubles		
5+ Rebounds	1	2
Games With 2+ Blocks		

>> Has known Jordan Phillips since middle school, and the two are now roommates. Jordan played a large role in his decision to transfer to UTA.

>> Suffered a broken right foot prior to his freshman season at Georgetown.

>> Learned a lot from sitting out last season, despite it being difficult to see situations he knew could help. Said it was very unique to see things from a different perspective and has a lot better understanding of the coaching side now seeing things from that standpoint.



CAREER STATS

Season	GP-GS	Min/Avg	Total		3-Ptr		F-Throws		Rebounds				PF	FO	A	TO	Blk	Stl	Pts	Avg
			FG-FGA	Pct	FG-FGA	Pct	FT-FTA	Pct	Off	Def	Tot	Avg								
2018-19	14-0	64/4.6	5-18	.278	3-9	.333	2-6	.333	5	9	14	1.0	15	0	2	8	2	2	15	1.1
2020-21	15-0	195/13.0	22-53	.415	11-36	.306	11-11	1.000	9	17	26	1.7	38	3	9	11	5	3	66	4.4
Total	29-0	259/8.9	27-71	.380	14-45	.311	13-17	.765	14	26	40	1.4	53	3	11	19	7	5	81	2.8

GAME-BY-GAME STATS

Opponent	Date	GS	MIN	Total		3-Pointers		Free throws		Rebounds				PF	A	T/O	BLK	STL	PTS	AVG
				FG-FGA	PCT	3FG-3FGA	PCT	FT-FTA	PCT	OFF	DEF	TOT	AVG							
Oklahoma St.	11/25/2020		03:40	0-0	.000	0-0	.000	0-0	.000	0	0	0	0.0	1	0	0	0	0	0.0	
at Louisiana Tech	11/27/2020		07:50	0-3	.000	0-2	.000	0-0	.000	0	1	1	0.5	1	1	1	1	0	0.0	
vs Northwestern St.	11/28/2020		06:28	1-1	1.000	0-0	.000	0-0	.000	0	1	1	0.7	2	0	1	0	0	2	0.7
at Arkansas	12/02/2020		16:06	0-1	.000	0-1	.000	2-2	1.000	2	0	2	1.0	1	0	1	0	0	2	1.0
at Tulsa	12/04/2020		10:54	2-4	.500	2-3	.667	0-0	.000	0	0	0	0.8	0	0	0	0	0	6	2.0
Dallas Christian	12/17/2020		16:20	2-4	.500	0-2	.000	2-2	1.000	1	2	3	1.2	1	2	1	1	1	6	2.7
Howard Payne	12/22/2020		13:24	5-6	.833	2-2	1.000	1-1	1.000	3	1	4	1.6	2	3	2	0	0	13	4.1
at Little Rock	01/01/2021		11:07	2-3	.667	2-3	.667	0-0	.000	0	1	1	1.5	5	0	1	0	0	6	4.4
at Little Rock	01/02/2021		08:58	0-3	.000	0-3	.000	0-0	.000	0	0	0	1.3	4	0	1	0	0	3.9	0.0
at La.-Monroe	01/08/2021		20:05	1-2	.500	1-2	.500	2-2	1.000	0	0	0	1.2	3	0	1	0	1	5	4.0
at La.-Monroe	01/09/2021		20:46	2-6	.333	0-4	.000	0-0	.000	2	6	8	1.8	2	2	0	0	0	4	4.0
Louisiana	01/15/2021		14:47	3-7	.429	2-5	.400	0-0	.000	0	1	1	1.8	5	0	0	1	0	8	4.3
Louisiana	01/16/2021		18:23	2-7	.286	0-4	.000	4-4	1.000	1	2	3	1.8	4	1	0	0	0	8	4.6
Little Rock	01/22/2021		10:26	0-1	.000	0-1	.000	0-0	.000	0	1	1	1.8	5	0	2	1	0	0	4.3
Little Rock	01/23/2021		15:44	2-5	.400	2-4	.500	0-0	.000	0	1	1	1.7	2	0	0	1	0	6	4.4
Totals		0	194:58	22-53	.415	11-36	.306	11-11	1.000	9	17	26	1.7	38	9	11	5	3	66	4.4

15 | ANTONIO ROMANELLI

🗣️ ROW-muh-nelly

📷 @antonio_romanelli15

Fr. | G | 6-0 | 170 | Sydney, Australia | Spring Creek Academy



2020-21: Made his UTA debut against Hardin-Simmons, playing seven minutes ... scored his first collegiate points on a 3-pointer late in the 2nd half versus Dallas Christian. **PREVIOUS:** Played two years at Spring Creek – the first two years the academy had a basketball team – and averaged 13.9 points and 3.9 assists as a senior ... lived in Sydney until he was 3 years old; Melbourne until he was 8; Malaysia for one year; Singapore for seven years from age 9-16 and now Plano for the last four years ... graduated from high school with a 4.0 GPA and a 1310 SAT ... side hustle: owns a 3D printer (Instagram: @makerstation3d) ... mechanical engineer major who is thinking about double majoring in aerospace engineering.

Season	GP-GS	Min/Avg	Total		3-Ptr		F-Throws		Rebounds				PF	FO	A	TO	Blk	Stl	Pts	Avg
			FG-FGA	Pct	FG-FGA	Pct	FT-FTA	Pct	Off	Def	Tot	Avg								
2020-21	3-0	24/8.0	1-7	.143	1-6	.167	0-0	.000	1	4	5	1.7	0	0	2	1	0	0	3	1.0
Total	3-0	24/8.0	1-7	.143	1-6	.167	0-0	.000	1	4	5	1.7	0	0	2	1	0	0	3	1.0

33 | MCKADE MARQUIS

🐦 @THEMCKADE4

📷 @mdmarquis33

R-So. | G | 6-1 | 195 | Whitehouse, Texas | Whitehouse



2020-21: Knocked down a 3-pointer against Hardin-Simmons and Dallas Christian ... first double-figure scoring game with 12 points against Howard Payne on 4-5 from 3-point range ... hit a tear-drop right before the halftime buzzer at ULM (Jan. 8). **PREVIOUS:** Utilized a redshirt season in 2018-19 as a freshman ... made 10 appearances as a redshirt freshman last season ... in his first appearance with UTA, he knocked down a 3-pointer ... father, Mike, is the head men's basketball coach at Tyler Junior College, and his brother, Mitch, played at Tyler JC and UTEP and now serves as an assistant coach at TJC.

Season	GP-GS	Min/Avg	Total		3-Ptr		F-Throws		Rebounds				PF	FO	A	TO	Blk	Stl	Pts	Avg
			FG-FGA	Pct	FG-FGA	Pct	FT-FTA	Pct	Off	Def	Tot	Avg								
2019-20	10-0	24/2.4	1-8	.125	1-8	.125	0-0	.000	0	0	0	0.0	1	0	2	1	0	0	3	0.3
2020-21	10-0	59/5.9	7-13	.538	6-12	.500	0-0	.000	0	4	4	0.4	1	0	5	1	1	4	20	2.0
Total	20-0	83/4.2	8-21	.381	7-20	.350	0-0	.000	0	4	4	0.2	2	0	7	2	1	4	23	1.2





UTA STARTING LINEUPS

DATE	OPPONENT	1	2	3	4	5	RECORD
11.25	^{RV} Oklahoma State	Elame	Griffin	Azore	Mwamba	De La Cruz	0-1 (1)
11.27	@ Louisiana Tech	Elame	Wells	Azore	Mwamba	De La Cruz	-----
11.28	vs. Northwestern State	Elame	Wells	Azore	Mwamba	De La Cruz	-----
12.2	@ ^{RV} Arkansas	Elame	Wells	Azore	Mwamba	De La Cruz	-----
12.4	@ Tulsa	Elame	Wells	Azore	Mwamba	De La Cruz	1-3 (2)
12.11	Hardin-Simmons	Elame	Griffin	Steelman	Rojas	De La Cruz	1-0 (3)
12.17	Dallas Christian	Griffin	Wells	Azore	Phillips	De La Cruz	1-0 (4)
12.19	@ Oral Roberts	CANCELED (TEAMS MUTUALLY AGREED TO PUSH BACK THE START OF THE SERIES UNTIL 2021-22)					-----
12.22	Howard Payne	Elame	Wells	Azore	Phillips	De La Cruz	-----
1.1	@ Little Rock	Elame	Wells	Azore	Phillips	De La Cruz	1-1 (5)
1.2	@ Little Rock	Griffin	Wells	Steelman	Mwamba	De La Cruz	-----
1.8	@ ULM	Griffin	Wells	Steelman	Mwamba	De La Cruz	-----
1.9	@ ULM	Griffin	Wells	Steelman	Mwamba	De La Cruz	-----
1.15	Louisiana	Griffin	Wells	Steelman	Mwamba	De La Cruz	-----
1.16	Louisiana	Griffin	Wells	Steelman	Mwamba	De La Cruz	-----
1.22	Little Rock	Griffin	Wells	Steelman	Mwamba	De La Cruz	3-3 (6)
1.23	Little Rock	Griffin	Wells	Phillips	Mwamba	Akobundu	1-0 (7)
1.29	@ Arkansas State						
1.30	@ Arkansas State						
2.5	ULM						
2.6	ULM						
2.11	Texas State						
2.13	@ Texas State						
2.19	@ Louisiana						
2.20	@ Louisiana						
2.26	Arkansas State						
2.27	Arkansas State						
3.5	Sun Belt First Round						
3.6	Sun Belt Quarterfinals						
3.7	Sun Belt Semifinals						
3.8	Sun Belt Final						
TBD	Postseason						

HALFTIME STATISTICAL COMPARISONS

FOR UTA...

Most 1st-Half Points..... 67 vs. Howard Payne (12/22/20)
 Fewest 1st-Half Points..... 23 vs. Little Rock (1/22/21)

Most 2nd-Half Points 58 vs. Dallas Christian (12/17/20)
 Fewest 2nd-Half Points 25 vs. Louisiana (1/16/21)

Largest Halftime Lead 42 (67-25) vs. Howard Payne (12/22/20)
 Largest Halftime Deficit..... 16 (42-26) vs. Louisiana (1/16/21)

FOR OPPONENT...

Most 1st-Half Points..... 45, Little Rock (1/1/21)
 Fewest 1st-Half Points..... 18, Dallas Christian (12/17/20)

Most 2nd-Half Points 57, Little Rock (1/1/21)
 Fewest 2nd-Half Points 26, Louisiana (1/16/21)

SEASON BOX SCORES & RECAPS

OKLAHOMA STATE

L, 75-68

Shahada Wells scored a game-high-tying 21 points in his Maverick debut, but a strong UT Arlington effort fell just short in a 75-68 setback to Oklahoma State inside the College Park Center.

On the first day of the Division-II college basketball season in front a national TV audience on ESPN, UTA never trailed in the opening 15 minutes and held a lead with 10 minutes to play, but the Cowboys pulled away over the closing minutes to start the year 1-0.

A First Team All-American at Tyler Junior College last year, Wells scored 13 of his 21 in the 2nd half to match the output of heralded Cade Cunningham – the 2020 Naismith High School Player of the Year. Wells added six rebounds and a game-high five steals as well in an impressive debut.

After being held scoreless in the 1st half, redshirt junior David Azore – UTA's leading returning scorer from a season ago – poured in a game-best 14 points over the closing 20 minutes. Sophomore Nicolas Elame picked up where he left off last year with another formidable performance of 12 points to go along with a team-best eight rebounds and a team-best five assists.

Oklahoma St. - 75												
Record: 1-0												
NO.	Name	Min	FG	3P	FT	Rebounds	Fouls	TP	AS	ST	Blocks	+
			M/A	M/A	M/A	OR	DR	FF			BS	BA
22	Kelly Boone	F 14:40	1-4	0-0	3-4	3	2	5	3	2	0	0
2	Cade Cunningham	G 36:24	7-16	2-5	5-7	2	8	10	3	5	0	0
13	Isaac Likelele	G 37:07	3-4	1-2	2-5	1	12	13	2	6	9	0
20	Keylan Boone	G 28:59	4-9	1-8	1-2	3	9	12	2	1	10	1
31	Fernon Flowers Jr.	G 18:04	3-8	2-7	0-0	0	1	1	2	0	0	0
10	Matthew Alexander Moncrieffe	25:17	5-9	0-0	1-7	4	3	7	3	5	1	0
1	Chris Harris Jr.	06:37	2-4	0-0	0-0	0	0	0	0	0	0	0
0	Avery Anderson, III	15:49	2-4	1-2	2-2	0	4	4	1	1	7	3
5	Rondel Walker	10:58	0-0	0-0	0-0	0	1	1	1	0	0	0
4	Dorcas Williams	05:30	0-0	0-0	0-0	0	0	0	0	0	0	0
25	Bernard Kouma	00:35	0-0	0-0	0-0	0	0	0	0	0	0	0
Team			1 0 1 0 0 0 0 0 0 0 0 0									
Totals			27-59	14-27	14-27	14	40	54	17	21	75	13

Shooting By Period			
1st FG%	14.36	38.0%	
3PT%	4.16	25.0%	
FT%	0.1	0%	
2nd FG%	13.23	56.5%	
3PT%	3.9	33.3%	
FT%	14.26	53.8%	
GM FG%	27.59	45.8%	
3PT%	7.25	28.0%	
FT%	14.27	51.9%	
Dead Ball Rebounds: 5.0			

UT Arlington - 68												
Record: 0-1												
NO.	Name	Min	FG	3P	FT	Rebounds	Fouls	TP	AS	ST	Blocks	+
			M/A	M/A	M/A	OR	DR	FF			BS	BA
10	Fredelin De La Cruz	F 14:59	2-3	0-0	4-8	1	5	6	1	6	8	0
23	Patrick Mwamba	F 14:59	0-2	0-0	0-2	0	2	2	0	0	0	0
1	Sam Griffin	G 10:07	0-6	0-1	0-0	0	1	1	0	0	0	0
4	David Azore	G 21:48	6-10	1-3	1-1	0	1	1	4	2	14	2
20	Nicolas Elame	G 35:05	5-15	0-3	2-5	2	6	8	3	4	12	5
2	Jordan Phillips	18:59	2-8	1-2	2-2	4	1	2	6	1	1	0
13	Shahada Wells	31:04	9-13	2-3	1-2	1	5	6	2	1	21	2
14	David Steelman	15:30	1-2	0-1	0-0	0	3	3	5	1	2	1
35	Grayson Carter	03:40	0-0	0-0	0-0	0	0	0	0	0	0	0
12	Lazaro Rojas	06:36	1-1	0-0	0-0	1	1	1	1	2	6	1
3	Carson Bischoff	11:02	0-5	0-5	0-0	0	0	0	0	0	0	0
21	Tre Jones	05:26	0-0	0-0	0-0	0	0	0	0	0	0	0
Team			0 1 1 0 0 0 0 0 0 0 0 0									
Totals			27-71	5-26	9-16	7	26	33	21	17	59	12

Shooting By Period			
1st FG%	11.36	30.6%	
3PT%	3.15	20.0%	
FT%	2.4	50%	
2nd FG%	16.35	45.7%	
3PT%	2.11	18.2%	
FT%	7.14	50%	
GM FG%	27.71	38.0%	
3PT%	5.26	19.2%	
FT%	9.16	50.0%	
Dead Ball Rebounds: 6.0			

		OSU	UTA
Biggest lead	11 (2nd 13:11)	6 (1st 14:04)	
Best Scoring Run	9 (1st 2:38)	13 (2nd 10:20)	
Lead Changes	5		
Times Tied	5		
Time with Lead	23:39	11:55	

Points from Turnovers			
OSU	22	20	
UTA	27	41	68

LOUISIANA TECH

L, 76-71

UTA cut a 16-point 2nd-half deficit down to just one, but LA Tech kept the Mavericks at bay from there for a 76-71 win to open the Louisiana Tech Classic presented by Hampton Inn of Ruston.

UTA trailed, 48-32, with 15 minutes remaining, but the Mavs trimmed that margin to 63-62 with 5 minutes left before a late Bulldogs' surge sent UTA to its second single-digit defeat in three days to open the season.

Redshirt junior David Azore recorded his sixth-career double-double with a team-high-tying 18 points and a game-high-tying 12 rebounds. Junior Shahada Wells continued to impress in his first season with the Mavs by pouring in an equaling 18 points, while the 6-foot guard also corralled seven rebounds.

Sam Griffin – who was held scoreless against Oklahoma State on Wednesday for just the second time in his young career – was kept off the scoreboard in the 1st half as well on Friday before the sophomore exploded for 14 points in the 2nd half to help lead the UTA comeback attempt.

UT Arlington - 71												
Record: 0-2												
NO.	Name	Min	FG	3P	FT	Rebounds	Fouls	TP	AS	ST	Blocks	+
			M/A	M/A	M/A	OR	DR	FF			BS	BA
10	Fredelin De La Cruz	F 11:55	0-1	0-0	2-2	2	2	4	5	1	2	1
23	Patrick Mwamba	F 11:36	0-2	0-0	0-0	0	2	2	0	0	0	0
4	David Azore	G 32:56	6-16	2-4	4-5	1	11	12	3	6	11	1
13	Shahada Wells	G 34:12	7-16	2-5	2-4	2	5	7	0	4	18	1
20	Nicolas Elame	G 29:57	3-7	0-1	2-2	1	3	4	2	6	8	1
2	Jordan Phillips	18:48	3-6	1-1	0-2	1	3	4	0	1	7	0
35	Grayson Carter	07:50	0-3	0-2	0-0	0	1	1	1	0	1	1
1	Sam Griffin	22:04	5-12	4-9	0-0	1	1	2	1	0	14	1
14	David Steelman	07:08	0-0	0-0	0-0	0	1	1	0	0	1	0
21	Tre Jones	12:26	2-3	0-0	0-0	0	3	3	5	0	4	0
12	Lazaro Rojas	06:57	0-4	0-0	0-0	0	2	2	0	0	0	0
3	Carson Bischoff	04:31	0-0	0-0	0-0	0	1	1	2	0	0	0
Team			1 1 2 0 0 0 0 0 0 0 0 0									
Totals			26-70	9-25	10-15	12	33	45	18	16	71	12

Shooting By Period			
1st FG%	12.37	32.4%	
3PT%	2.10	20.0%	
FT%	2.5	40%	
2nd FG%	14.03	42.4%	
3PT%	7.15	46.7%	
FT%	8.10	80%	
GM FG%	26.70	37.1%	
3PT%	9.25	36.0%	
FT%	10.15	66.7%	
Dead Ball Rebounds: 1.0			

Louisiana Tech - 76												
Record: 1-0												
NO.	Name	Min	FG	3P	FT	Rebounds	Fouls	TP	AS	ST	Blocks	+
			M/A	M/A	M/A	OR	DR	FF			BS	BA
13	Stacey Thomas	F 12:20	1-3	0-0	0-0	1	3	4	1	2	0	0
22	Isaiah Crawford	F 16:58	0-5	0-0	2-3	0	4	4	3	2	0	2
3	Amorie Archibald	G 34:41	5-15	1-5	1-2	0	6	6	4	2	12	5
5	Kaleb Ledoux	G 35:12	3-8	0-3	3-8	0	3	3	0	0	0	0
24	Cobe Williams	G 35:59	3-7	2-3	0-0	2	2	2	0	8	2	2
2	Kenneth Lofton, Jr.	12:07	1-4	0-0	2-2	1	4	5	2	3	4	0
11	Jacoby Pemberton	26:46	7-9	3-3	2-3	2	10	12	3	3	19	1
21	Evavian Christon	14:16	0-2	0-2	0-0	0	1	1	0	1	2	1
33	Andrew Gordon	10:59	0-0	0-0	2-3	1	4	0	2	14	0	0
25	Thailand Elder	00:41	0-0	0-0	0-0	0	0	0	0	0	0	0
Team			0 2 2 0 0 0 0 0 0 0 0 0									
Totals			26-64	9-23	11-17	7	36	43	17	17	76	13

Shooting By Period			
1st FG%	14.36	38.0%	
3PT%	5.14	35.7%	
FT%	5.7	71.4%	
2nd FG%	14.28	50.0%	
3PT%	4.9	44.4%	
FT%	6.10	60%	
GM FG%	26.64	43.8%	
3PT%	9.23	39.1%	
FT%	11.17	64.7%	
Dead Ball Rebounds: 2.0			

		UTA	LAT
Biggest lead	6 (1st 16:46)	16 (2nd 15:50)	
Best Scoring Run	6 (2nd 7:47)	7 (1st 8:24)	
Lead Changes	15	9	
Times Tied	3		
Time with Lead	04:58	29:22	

Points from Turnovers			
UTA	28	43	71
LAT	38	38	76

NORTHWESTERN ST.

W, 80-71

UTA placed five players in double-figure scoring as the balanced Mavericks' attack led them to an 80-71 win over Northwestern State as part of the Louisiana Tech Classic presented by Hampton Inn of Ruston.

Patrick Mwamba and Fredelin De La Cruz both posted their first double-doubles with UTA as Mwamba tallied a career-high-tying 13 points to go along with a career-and-game best 12 rebounds. De La Cruz tallied 12 points and pulled down 10 rebounds.

Shahada Wells continued his brilliant start to his Maverick tenure with a game-high-tying 15 points in addition to three assists and three steals. David Azore joined his junior classmate in reaching double-figure points in the first three games of the season with 12, while also contributing seven rebounds and three assists. Nicolas Elame came one point shy of equaling his career high as he netted 11 and secured five rebounds as part of a game-best plus/minus of +19.

Playing its third game in four days to open the season, UTA led for all but 76 seconds as the Mavericks held a double-figure lead throughout much of the contest.

Northwestern St. - 71													
Record: 0-2													
NO.	Name	Min	FG	3P	FT	Rebounds	Fouls	TP	AS	ST	Blocks	+	
			M/A	M/A	M/A	OR	DR	FF			BS	BA	
11	Jamara Gregg	F 24:58	4-14	1-3	2-5	1	3	4	2	2	11	0	
32	Larry Owens	F 19:47	1-2	0-0	0-0	1	2	2	0	0	0	0	
00	C. J. Jones	G 17:54	1-1	0-0	0-0	0	0	0	3	2	1	0	
10	Jarius Roberson	G 28:06	6-15	3-9	0-0	0	4	4	2	0	15	3	
30	Trenton Massner	G 24:09	5-9	2-2	3-4	0	0	0	2	1	2	0	
35	Daelin Williams	13:44	1-2	0-0	0-0	2	7	9	3	1	2	1	
3	Brinan White	15:56	0-2	0-1	0-0	0	2	2	1	0	2	0	
1	Latrelle Tressett	14:49	4-5	1-2	0-0	1	2	1	0	5	2	0	
15	Jordan Zelenbach	15:39	1-4	1-4	2-4	0	0	0	0	0	0	0	
12	Carven Tassett	10:22	0-1	0-0	0-0	0	0	0	0	0	2	0	
4	Kendal Coleman	16:01	2-5	0-0	1-1	4	7	11	2	3	4	0	
2	John Norvel	04:15	0-2	0-1	0-0	0	0	0	1	0	0	0	
Team			04:15	0-2	0-1	0-0	0	0	1	0	0	0	
Totals			27:70	9-26	9-14	11	33	44	18	33	71	12	17
			14	4	4	1	4	4	1	4	4	4	1
Technical Fouls: NONE													

SEASON BOX SCORES & RECAPS

ARKANSAS

UT Arlington - 60

Record: 1-3

NO.	Name	Min	FG	3P	FT	Rebounds		Fouls		TP	AS	TO	Blocks		pts	Shooting By Period		
						Off	Def	PF	FO				BS	ST		1st	2nd	3rd
10	Fredelin De La Cruz	F 13:54	5-8	1-1	0-1	4	2	6	1	2	11	0	2	11	1	1	2	11
23	Patrick Mwamba	G 15:53	0-4	0-2	0-0	1	3	4	2	1	0	0	1	1	1	1	1	1
4	David Azore	G 15:07	2-4	1-1	0-0	0	1	1	3	1	5	0	1	1	0	1	1	-8
13	Shahada Wells	G 28:33	6-11	3-4	2-4	1	2	3	2	2	17	3	3	1	0	1	1	-3
20	Nicolas Elame	G 32:49	4-14	0-1	1-2	0	0	0	0	1	4	9	3	2	1	0	1	-15
2	Jordan Phillips	15:53	1-1	1-1	0-0	0	0	0	2	0	3	1	1	1	0	0	0	-2
35	Grayson Carter	16:06	0-1	0-1	2-2	2	0	0	1	1	2	0	0	1	0	0	0	-13
3	Carson Bischoff	12:01	1-4	1-4	0-0	0	2	2	1	0	3	0	0	0	0	0	0	3
1	Sam Griffin	17:56	2-5	0-0	2-4	0	2	2	1	1	0	1	1	1	0	0	0	-13
12	Lazaro Rojas	06:11	0-0	0-0	2-2	0	1	1	2	1	2	0	0	0	0	0	0	1
21	Tre Jones	11:28	0-0	0-0	0-0	0	1	1	1	0	0	1	0	1	0	1	0	-14
14	Davis Steelman	06:32	0-0	0-0	0-0	1	2	3	1	1	0	0	0	0	0	0	0	-5
5	Brandy Talbot	09:07	0-2	0-0	0-0	0	1	1	0	0	0	0	0	0	0	0	0	-5
33	McKade Marquis	01:30	0-0	0-0	0-0	0	0	0	0	0	0	0	0	0	0	0	0	1
Team						1	3	4	0	0	2							
Totals			21-54	7-19	11-16	10	20	30	19	16	60	7	14	7	3	4	-12	

Technical Fouls:Coach 1*P2:31

Shooting By Period

1st FG% 12-31 38.7%

3PT% 3-9 33.3%

FT% 6-9 66.7%

2nd FG% 9-23 39.1%

3PT% 4-10 40.0%

FT% 5-7 71.4%

GM FG% 21-54 38.9%

3PT% 7-19 36.8%

FT% 11-16 68.8%

Dead Ball Rebounds: 2, 1

Arkansas - 72

Record: 3-4

														Shooting By Period			
NO.	Name	Min	FG	3P	FT	Reb	TO	Fouls	TP	AS	TO	ST	Blocks	pts			
			M	A	M	A	M	A	M	A	M	A	M	A			
0	Justin Smith	F 35:02	4-15	0-2	3-4	6	3	9	3	3	11	2	2	1	0		
11	Jalen Tate	F 32:53	6-12	1-3	1-1	3	3	6	2	3	14	4	1	1	17		
23	Conner Vanover	F 22:12	5-6	2-3	0-0	1	1	2	1	0	1	0	0	1	0		
3	Desi Sills	G 31:18	1-6	0-3	1-2	1	2	3	2	2	3	2	1	4	0		
5	Moses Moody	G 31:43	7-12	2-3	8-10	3	6	9	3	4	24	1	2	0	0		
2	Vance Jackson	19:45	0-5	0-3	0-0	1	4	5	0	1	0	1	3	0	0		
1	JD Nodda	11:57	1-5	1-3	2-2	0	2	2	0	1	5	1	1	0	0		
10	Jaylin Williams	12:03	0-0	0-0	0-0	1	2	3	0	3	0	0	1	1	0		
12	Khalen Robinson	13:07	1-1	1-1	0-0	0	0	0	5	1	3	1	0	0	0		
Team						1	3	4	0	0	0						
Totals		25-62	7-21	15-19	17	26	43	16	18	72	12	21	6	4	3		

1 st FG	10-20	40.0%
2 nd FG	8-10	80.0%
3 rd FG	10-30	33.3%
4 th FG	7-17	41.2%
5 th FG	1-4	25.0%
6 th FG	1-1	100%
7 th FG	1-21	4.8%
8 th FG	2-3	66.7%
9 th FG	1-1	100%
10 th FG	1-1	100%
11 th FG	1-1	100%
12 th FG	1-1	100%
13 th FG	1-1	100%
14 th FG	1-1	100%
15 th FG	1-1	100%
16 th FG	1-1	100%
17 th FG	1-1	100%
18 th FG	1-1	100%
19 th FG	1-1	100%
20 th FG	1-1	100%
21 st FG	1-1	100%
22 nd FG	1-1	100%
23 rd FG	1-1	100%
24 th FG	1-1	100%
25 th FG	1-1	100%
26 th FG	1-1	100%
27 th FG	1-1	100%
28 th FG	1-1	100%
29 th FG	1-1	100%
30 th FG	1-1	100%
31 st FG	1-1	100%
32 nd FG	1-1	100%
33 rd FG	1-1	100%
34 th FG	1-1	100%
35 th FG	1-1	100%
36 th FG	1-1	100%
37 th FG	1-1	100%
38 th FG	1-1	100%
39 th FG	1-1	100%
40 th FG	1-1	100%
41 st FG	1-1	100%
42 nd FG	1-1	100%
43 rd FG	1-1	100%
44 th FG	1-1	100%
45 th FG	1-1	100%
46 th FG	1-1	100%
47 th FG	1-1	100%
48 th FG	1-1	100%
49 th FG	1-1	100%
50 th FG	1-1	100%
51 st FG	1-1	100%
52 nd FG	1-1	100%
53 rd FG	1-1	100%
54 th FG	1-1	100%
55 th FG	1-1	100%
56 th FG	1-1	100%
57 th FG	1-1	100%
58 th FG	1-1	100%
59 th FG	1-1	100%
60 th FG	1-1	100%
61 st FG	1-1	100%
62 nd FG	1-1	100%
63 rd FG	1-1	100%
64 th FG	1-1	100%
65 th FG	1-1	100%
66 th FG	1-1	100%
67 th FG	1-1	100%
68 th FG	1-1	100%
69 th FG	1-1	100%
70 th FG	1-1	100%
71 st FG	1-1	100%
72 nd FG	1-1	100%
73 rd FG	1-1	100%
74 th FG	1-1	100%
75 th FG	1-1	100%
76 th FG	1-1	100%
77 th FG	1-1	100%
78 th FG	1-1	100%
79 th FG	1-1	100%
80 th FG	1-1	100%
81 st FG	1-1	100%
82 nd FG	1-1	100%
83 rd FG	1-1	100%
84 th FG	1-1	100%
85 th FG	1-1	100%
86 th FG	1-1	100%
87 th FG	1-1	100%
88 th FG	1-1	100%
89 th FG	1-1	100%
90 th FG	1-1	100%
91 st FG	1-1	100%
92 nd FG	1-1	100%
93 rd FG	1-1	100%
94 th FG	1-1	100%
95 th FG	1-1	100%
96 th FG	1-1	100%
97 th FG	1-1	100%
98 th FG	1-1	100%
99 th FG	1-1	100%
100 th FG	1-1	100%
101 st FG	1-1	100%
102 nd FG	1-1	100%
103 rd FG	1-1	100%
104 th FG	1-1	100%
105 th FG	1-1	100%
106 th FG	1-1	100%
107 th FG	1-1	100%
108 th FG	1-1	100%
109 th FG	1-1	100%
110 th FG	1-1	100%
111 st FG	1-1	100%
112 nd FG	1-1	100%
113 rd FG	1-1	100%
114 th FG	1-1	100%
115 th FG	1-1	100%
116 th FG	1-1	100%
117 th FG	1-1	100%
118 th FG	1-1	100%
119 th FG	1-1	100%
120 th FG	1-1	100%
121 st FG	1-1	100%
122 nd FG	1-1	100%
123 rd FG	1-1	100%
124 th FG	1-1	100%
125 th FG	1-1	100%
126 th FG	1-1	100%
127 th FG	1-1	100%
128 th FG	1-1	100%
129 th FG	1-1	100%
130 th FG	1-1	100%
131 st FG	1-1	100%
132 nd FG	1-1	100%
133 rd FG	1-1	100%
134 th FG	1-1	100%
135 th FG	1-1	100%
136 th FG	1-1	100%
137 th FG	1-1	100%
138 th FG	1-1	100%
139 th FG	1-1	100%
140 th FG	1-1	100%
141 st FG	1-1	100%
142 nd FG	1-1	100%
143 rd FG	1-1	100%
144 th FG	1-1	100%
145 th FG	1-1	100%
146 th FG	1-1	100%
147 th FG	1-1	100%
148 th FG	1-1	100%
149 th FG	1-1	100%
150 th FG	1-1	100%
151 st FG	1-1	100%
152 nd FG	1-1	100%
153 rd FG	1-1	100%
154 th FG	1-1	100%
155 th FG	1-1	100%
156 th FG	1-1	100%
157 th FG	1-1	100%
158 th FG	1-1	100%
159 th FG	1-1	100%
160 th FG	1-1	100%
161 st FG	1-1	100%
162 nd FG	1-1	100%
163 rd FG	1-1	100%
164 th FG	1-1	100%
165 th FG	1-1	100%
166 th FG	1-1	100%
167 th FG	1-1	100%
168 th FG	1-1	100%
169 th FG	1-1	100%
170 th FG	1-1	100%
171 st FG	1-1	100%
172 nd FG	1-1	100%
173 rd FG	1-1	100%
174 th FG	1-1	100%
175 th FG	1-1	100%
176 th FG	1-1	100%
177 th FG	1-1	100%
178 th FG	1-1	100%
179 th FG	1-1	100%
180 th FG	1-1	100%
181 st FG	1-1	100%
182 nd FG	1-1	100%
183 rd FG	1-1	100%
184 th FG	1-1	100%
185 th FG	1-1	100%
186 th FG	1-1	100%
187 th FG	1-1	100%
188 th FG	1-1	100%
189 th FG	1-1	100%
190 th FG	1-1	100%
191 st FG	1-1	100%
192 nd FG	1-1	100%
193 rd FG	1-1	100%
194 th FG	1-1	100%
195 th FG	1-1	100%
196 th FG	1-1	100%
197 th FG	1-1	100%
198 th FG	1-1	100%
199 th FG	1-1	100%
200 th FG	1-1	100%
201 st FG	1-1	100%
202 nd FG	1-1	100%
203 rd FG	1-1	100%
204 th FG	1-1	100%
205 th FG	1-1	100%
206 th FG	1-1	100%
207 th FG	1-1	100%
208 th FG	1-1	100%
209 th FG	1-1	100%
210 th FG	1-1	100%
211 st FG	1-1	100%
212 nd FG	1-1	100%
213 rd FG	1-1	100%
214 th FG	1-1	100%
215 th FG	1-1	100%
216 th FG	1-1	100%
217 th FG	1-1	100%
218 th FG	1-1	100%
219 th FG	1-1	100%
220 th FG	1-1	100%
221 st FG	1-1	100%
222 nd FG	1-1	100%
223 rd FG	1-1	100%
224 th FG	1-1	100%
225 th FG	1-1	100%
226 th FG	1-1	100%
227 th FG	1-1	100%
228 th FG	1-1	100%
229 th FG	1-1	100%
230 th FG	1-1	100%
231 st FG	1-1	100%
232 nd FG	1-1	100%
233 rd FG	1-1	100%
234 th FG	1-1	100%
235 th FG	1-1	100%
236 th FG	1-1	100%
237 th FG	1-1	100%
238 th FG	1-1	100%
239 th FG	1-1	100%
240 th FG	1-1	100%
241 st FG	1-1	100%
242 nd FG	1-1	100%
243 rd FG	1-1	100%
244 th FG	1-1	100%
245 th FG	1-1	100%
246 th FG	1-1	100%
247 th FG	1-1	100%
248 th FG	1-1	100%
249 th FG	1-1	100%
250 th FG	1-1	100%
251 st FG	1-1	100%
252 nd FG	1-1	100%
253 rd FG	1-1	100%
254 th FG	1-1	100%
255 th FG	1-1	100%
256 th FG	1-1	100%
257 th FG	1-1	100%
258 th FG	1-1	100%
259 th FG	1-1	100%
260 th FG	1-1	100%
261 st FG	1-1	100%
262 nd FG	1-1	100%
263 rd FG	1-1	100%
264 th FG	1-1	100%
265 th FG	1-1	100%
266 th FG	1-1	100%
267 th FG	1-1	100%
268 th FG	1-1	100%
269 th FG	1-1	100%
270 th FG	1-1	100%
271 st FG	1-1	100%
272 nd FG	1-1	100%
273 rd FG	1-1	100%
274 th FG	1-1	100%
275 th FG	1-1	100%
276 th FG	1-1	100%
277 th FG	1-1	100%
278 th FG	1-1	100%
279 th FG	1-1	100%
280 th FG	1-1	100%
281 st FG	1-1	100%
282 nd FG	1-1	100%
283 rd FG	1-1	100%
284 th FG	1-1	100%
285 th FG	1-1	100%
286 th FG	1-1	100%
287 th FG	1-1	100%
288 th FG	1-1	100%
289 th FG	1-1	100%
290 th FG	1-1	100%
291 st FG	1-1	100%
292 nd FG	1-1	100%
293 rd FG	1-1	100%
294 th FG	1-1	100%
295 th FG	1-1	100%
296 th FG	1-1	100%
297 th FG	1-1	100%
298 th FG	1-1	100%
299 th FG	1-1	100%
300 th FG	1-1	100%
301 st FG	1-1	100%
302 nd FG	1-1	100%
303 rd FG	1-1	100%
304 th FG	1-1	100%
305 th FG	1-1	100%
306 th FG	1-1	100%
307 th FG	1-1	100%

Technical Fouls:NONE

Shooting By Period

1st FG% 15-32 46.9%

3PT% 6-14 42.9%

FT% 8-10 80%

2nd FG% 10-30 33.3%

3PT% 1-7 14.3%

FT% 7-9 77.8%

GM FG% 25-62 40.3%

3PT% 7-21 33.3%

FT% 15-19 78.9%

Dead Ball Rebounds: 3, 0

UT Arlington - 60

Record: 1-3

	UTA	ARK	Points from	UTA	ARK	Period by Period Scoring			
Biggest lead	3 (1 st 17:25)	21 (2 nd 13:05)	Turnovers	10	20		1st	2nd	TOT
Best Scoring Run	6 (1 st 6:39)	13 (2 nd 13:05)	Paint	14	28	UTA	33	27	60
Lead Changes	2		Second Chance	6	21		ARK	44	28
Times Tied	4		Fast Breaks	4	11				
Time with Lead	02:27	35:30	Bench	18	8				

Technical Fouls:Coach 1*P2:31

Shooting By Period

1st FG% 12-31 38.7%

3PT% 3-9 33.3%

FT% 6-9 66.7%

2nd FG% 9-23 39.1%

3PT% 4-10 40.0%

FT% 5-7 71.4%

GM FG% 21-54 38.9%

3PT% 7-19 36.8%

FT% 11-16 68.8%

Dead Ball Rebounds: 2, 1

Tulsa - 79

Record: 1-3

UT Arlington - Game															FG		3P		FT		Rebounds		Fouls		TP		AS		TO		ST		Blocks		pts		a1-		Shooting By Period																																																																																																																																																																																																																																																																																																																																																																																																																																																																																																																																																																																																																																																																																																																																																																																																																																																																																																																																																																																																																																																																																																																																																																																				
NO.		Name		Min		M		A		M		A		M		A		M		A		M		A		M		A		M		A		M		A		M		A																																																																																																																																																																																																																																																																																																																																																																																																																																																																																																																																																																																																																																																																																																																																																																																																																																																																																																																																																																																																																																																																																																																																																																																			
10	Fredelin De La Cruz	F	13:19	3-4	0-0	1-3	1	2	3	2	2	7	0	2	1	0	0	0	2	1	0	0	0	0	0	0	0	0	0	0	0	0	0	0	0	0	0	0	0	0	0	0	0	0	0	0	0	0	0	0	0	0	0	0	0	0	0	0	0	0	0	0	0	0	0	0	0	0	0	0	0	0	0	0	0	0	0	0	0	0	0	0	0	0	0	0	0	0	0	0	0	0	0	0	0	0	0	0	0	0	0	0	0	0	0	0	0	0	0	0	0	0	0	0	0	0	0	0	0	0	0	0	0	0	0	0	0	0	0	0	0	0	0	0	0	0	0	0	0	0	0	0	0	0	0	0	0	0	0	0	0	0	0	0	0	0	0	0	0	0	0	0	0	0	0	0	0	0	0	0	0	0	0	0	0	0	0	0	0	0	0	0	0	0	0	0	0	0	0	0	0	0	0	0	0	0	0	0	0	0	0	0	0	0	0	0	0	0	0	0	0	0	0	0	0	0	0	0	0	0	0	0	0	0	0	0	0	0	0	0	0	0	0	0	0	0	0	0	0	0	0	0	0	0	0	0	0	0	0	0	0	0	0	0	0	0	0	0	0	0	0	0	0	0	0	0	0	0	0	0	0	0	0	0	0	0	0	0	0	0	0	0	0	0	0	0	0	0	0	0	0	0	0	0	0	0	0	0	0	0	0	0	0	0	0	0	0	0	0	0	0	0	0	0	0	0	0	0	0	0	0	0	0	0	0	0	0	0	0	0	0	0	0	0	0	0	0	0	0	0	0	0	0	0	0	0	0	0	0	0	0	0	0	0	0	0	0	0	0	0	0	0	0	0	0	0	0	0	0	0	0	0	0	0	0	0	0	0	0	0	0	0	0	0	0	0	0	0	0	0	0	0	0	0	0	0	0	0	0	0	0	0	0	0	0	0	0	0	0	0	0	0	0	0	0	0	0	0	0	0	0	0	0	0	0	0	0	0	0	0	0	0	0	0	0	0	0	0	0	0	0	0	0	0	0	0	0	0	0	0	0	0	0	0	0	0	0	0	0	0	0	0	0	0	0	0	0	0	0	0	0	0	0	0	0	0	0	0	0	0	0	0	0	0	0	0	0	0	0	0	0	0	0	0	0	0	0	0	0	0	0	0	0	0	0	0	0	0	0	0	0	0	0	0	0	0	0	0	0	0	0	0	0	0	0	0	0	0	0	0	0	0	0	0	0	0	0	0	0	0	0	0	0	0	0	0	0	0	0	0	0	0	0	0	0	0	0	0	0	0	0	0	0	0	0	0	0	0	0	0	0	0	0	0	0	0	0	0	0	0	0	0	0	0	0	0	0	0	0	0	0	0	0	0	0	0	0	0	0	0	0	0	0	0	0	0	0	0	0	0	0	0	0	0	0	0	0	0	0	0	0	0	0	0	0	0	0	0	0	0	0	0	0	0	0	0	0	0	0	0	0	0	0	0	0	0	0	0	0	0	0	0	0	0	0	0	0	0	0	0	0	0	0	0	0	0	0	0	0	0	0	0	0	0	0	0	0	0	0	0	0	0	0	0	0	0	0	0	0	0	0	0	0	0	0	0	0	0	0	0	0	0	0	0	0	0	0	0	0	0	0	0	0	0	0	0	0	0	0	0	0	0	0	0	0	0	0	0	0	0	0	0	0	0	0	0	0	0	0	0	0	0	0	0	0	0	0	0	0	0	0	0	0	0	0	0	0	0	0	0	0	0	0	0	0	0	0	0	0	0	0	0	0	0	0	0	0	0	0	0	0	0	0	0	0	0	0	0	0	0	0	0	0	0	0	0	0	0	0	0	0	0	0	0	0	0	0	0	0	0	0	0	0	0	0	0	0	0	0	0	0	0	0	0	0	0	0	0	0	0	0	0	0	0	0	0	0	0	0	0	0	0	0	0	0	0	0	0	0	0	0	0	0	0	0	0	0	0	0	0	0	0	0	0	0	0	0	0	0	0	0	0	0	0	0	0	0	0	0	0	0	0	0	0	0	0	0	0	0	0	0	0	0	0	0	0	0	0	0	0	0	0	0	0	0	0	0	0	0	0	0	0	0	0	0	0	0	0	0	0	0	0	0	0	0	0	0	0	0	0	0	0	0	0	0	0	0	0	0	0	0	0	0	0	0	0	0	0	0	0	0	0	0	0	0	0	0	0	0	0	0	0	0	0	0	0	0	0	0	0	0	0	0	0	0	0	0	0	0	0	0	0	0	0	0	0	0	0	0	0	0	0	0	0	0	0	0	0	0	0	0	0	0	0	0	0	0	0	0	0	0	0	0	0	0	0	0	0	0	0	0	0	0	0	0	0	0	0	0	0	0	0	0	0	0	0	0	0	0	0	0	0	0	0	0	0	0	0	0	0	0	0	0	0	0	0	0	0	0	0	0	0	0	0	0	0	0	0	0	0	0	0	0	0	0	0	0	0	0	0	0	0	0	0	0	0	0	0	0	0	0	0	0	0	0	0	0	0	0	0	0	0	0	0	0	0	0	0	0	0	0	0	0	0	0	0	0	0	0	0	0	0	0	0	0	0	0	0	0	0	0	0	0	0	0	0	0	0	0	0	0	0	0	0	0	0	0	0	0	0	0	0	0	0	0	0	0	0	0	0	0	0	0	0	0	0	0	0	0	0	0	0	0	0	0	0	0	0	0

Technical Fouls:Mwamba 1*14:24

Shooting By Period

1st FG% 13-30 43.3%

3PT% 4-11 36.4%

FT% 4-7 57.1%

2nd FG% 10-30 33.3%

3PT% 1-7 14.3%

FT% 7-9 77.8%

GM FG% 23-64 35.9%

3PT% 5-18 27.8%

FT% 10-26 38.5%

Dead Ball Rebounds: 1, 1

Tulsa - 79

Record: 1-3

NO.	Name	Min	FG	3P	FT	Rebounds	Fouls	TP	AS	TO	ST	Blocks	pts	Shooting By Hand	
			M	A	M	A	M	A	M	A	M	A			
10	Emmanuel Uyah	C 12:34	4-0	0-0	2-3	0-1	2	1	2	1	0	0	0	8	PFTL 44.44 28.6%
9	Carlisle Haywood III	G 28:30	2-6	0-0	1-0	1	2	1	5	5	0	2	1	27	PFTL 47.7 57.1%
11	Brandon Rucker	G 11:13	2-0	0-0	0-0	0	0	0	0	0	0	0	0	0	PFTL 10.0% 47.1%
2	Kyrishawn Embrey	G 29:35	3-13	1-2	1-2	0	4	0	8	1	0	1	0	1	PFTL 49.0 44.4%
3	Eljah Jones	G 25:52	6-7	2-3	0-1	0	7	7	1	14	2	0	0	14	PFTL 85.7 79.1%
21	DeWayne Smith	G 12:01	1-1	0-0	0-0	0	1	0	1	2	0	0	0	2	PFTL 33.3 33.3%
11	Danien Jackson	C 23:34	5-7	0-1	0	4	5	0	9	0	1	2	0	21	GM PFTL 30.6 50.0%
4	Keshawn Williams	13:02	0-0	0-0	2-2	0	2	0	2	2	2	1	0	4	PFTL 32.3 34.9%
12	Austin Riccio	G 12:01	2-2	0-0	2-3	0	0	0	0	0	0	0	0	4	PFTL 71.1 68.6%
3	Petryan Ukabach	10:44	0-2	0-1	0-1	1	1	0	0	0	0	0	0	0	GM PFTL 10.0 10.0%
1	Christian Shumate	04:01	0-1	0-0	0-0	0	0	0	0	0	0	0	0	0	GM PFTL 0.0 0.0%
13	Bradley Alcime	01:24	0-1	0-0	0-0	0	0	0	0	0	1	0	0	0	GM PFTL 0.0 0.0%
10	Ryan Gendron	01:40	0-0	0-0	0	1	1	0	0	0	0	0	0	0	GM PFTL 0.0 0.0%
1	Alon Skates	01:07	0-0	0-0	0-0	0	0	0	0	0	0	0	0	0	GM PFTL 0.0 0.0%
Total			1	3	4										GM PFTL 10.0 10.0%
Team			35	64	21	111	13	44	15	1	0	1	12	120	Technical Fouls: none 20.0 10.0%

SEASON BOX SCORES & RECAPS

LITTLE ROCK (JAN. 2)

UT Arlington - 62														
Record: 4-6 (2-2)														
NO.	Name	Min	FG	3P	FT	Rebounds	Fouls	TP	AS	TO	ST	Blocks	SS	BA
10	Fredelin De La Cruz	F 16:27	1-2	0-0	2-3	3	1	4	3	5	4	1	0	0
23	Patrick Mwamba	F 08:51	1-2	0-0	0-0	1	1	2	3	0	2	0	1	0
1	Sam Griffin	G 34:00	6-15	4-8	2-3	0	1	1	1	18	3	1	0	1
13	Shahada Wells	G 35:13	7-20	6-12	2-4	1	6	7	1	2	22	1	1	1
14	Davis Steelman	G 29:15	1-7	1-2	0-0	2	0	2	4	2	3	0	1	0
12	Lazaro Rojas	G 08:44	0-2	0-0	0-0	0	0	0	1	1	0	0	0	0
20	Nicolas Elame	16:55	2-4	0-1	0-0	1	0	1	2	1	4	2	0	0
35	Grayson Carter	08:58	0-3	0-3	0-0	0	0	0	0	4	0	0	1	0
2	Jordan Phillips	19:37	3-6	1-1	4-4	1	2	3	0	2	0	2	0	0
21	Tre Jones	04:14	0-0	0-0	0-0	0	0	0	1	1	0	0	0	0
3	Carson Bischoff	10:10	0-4	0-4	0-0	1	1	5	0	0	0	0	0	0
5	Brandyn Talbot	02:18	0-1	0-1	0-0	0	0	0	0	0	0	0	0	0
33	McKade Marquis	02:18	0-0	0-0	0-0	0	0	0	0	0	0	0	0	0
Team														
Totals														

L, 75-62

Only 24 hours after the two teams combined for 195 points as part of a 102-93 Little Rock win on Friday, both clubs flipped the script and upped the defensive intensity on Saturday, but a decisive 2nd-half run by the Trojans was too much for the Mavs to overcome.

Shahada Wells reached double-figure points for the eighth time in nine games this year for a shorthanded UTA squad with a team-best 22. After recording a career-high 25 points on Friday, Sam Griffin tallied 18 for the Mavericks, but those were the only double-figure scorers for the Mavs, who connected at just a 32-percent clip (21-66) from the floor.

Little Rock - 75														
Record: 5-3 (2-0)														
NO.	Name	Min	FG	3P	FT	Rebounds	Fouls	TP	AS	TO	ST	Blocks	SS	BA
23	Nicola Maric	F 38:04	5-8	0-0	2-2	1	7	8	3	5	12	6	7	0
44	Ruot Monyong	F 38:10	5-6	0-0	8-10	2	13	15	2	5	18	1	2	0
0	Ben Coupet Jr.	G 38:12	7-9	6-8	6-8	1	5	6	2	6	26	1	3	0
11	Marko Andric	G 28:21	4-5	1-1	4-4	0	2	2	2	4	13	3	2	1
33	Jovan Sulic	G 11:05	0-1	0-1	0-0	0	2	2	1	0	2	1	0	0
3	Isaiah Palermo	18:47	1-7	0-1	1-1	1	2	3	2	1	3	2	3	0
10	Marko Lukic	23:35	1-5	0-3	1-2	1	4	5	1	2	3	1	1	0
32	Kris Bankston	03:46	0-0	0-0	0-0	0	0	0	0	0	0	0	0	0
Team														
Totals														

Shooting By Period		
1 st FG%	9-21	42.9%
3PT%	2-7	28.6%
FT%	6-8	75%
2 nd FG%	14-20	70.0%
3PT%	5-7	71.4%
FT%	16-20	80%
GM FG%	23-41	56.1%
3PT%	7-14	50.0%
FT%	22-28	78.6%
Dead Ball Rebounds: 4, 6		

UT Arlington - 62		Little Rock - 75	
Biggest lead	7 (1st 10:20)	16 (2nd 9:28)	Points from Turnovers
Best Scoring Run	7 (1st 10:20)	13 (2nd 10:39)	Paint
Lead Changes	6	2	Second Chance
Times Tied	6	1	Fast Breaks
Time with Lead	13:19	24:18	Bench

Little Rock used a game-changing 13-0 run in the early stages of the 2nd half to turn a two-point lead into a 15-point edge which eventually grew to as much as 18 as the Trojans separated themselves from the Mavs, who were missing some key players.

UTA was without its 2nd-leading scorer, David Azore, due to an injury; additionally, during the game starting point guard Nicolas Elame and forward Lazaro Rojas both went down with injuries and did not return.

ULM (JAN. 8)

W, 77-64

UT Arlington - 77														
Record: 5-6 (1-3)														
NO.	Name	Min	FG	3P	FT	Rebounds	Fouls	TP	AS	TO	ST	Blocks	SS	BA
10	Fredelin De La Cruz	F 23:22	2-6	0-1	0-2	1	2	3	1	3	4	0	2	0
23	Patrick Mwamba	F 31:01	4-7	2-3	2-2	2	6	8	2	3	12	2	1	2
1	Sam Griffin	G 35:40	7-18	4-10	0-2	0	4	4	2	2	18	8	2	0
13	Shahada Wells	G 36:19	10-16	12-24	4-4	1	4	5	1	2	25	3	3	1
14	Davis Steelman	G 31:57	2-4	1-2	0-1	1	5	6	3	2	5	2	0	0
2	Jordan Phillips	14:54	1-3	1-1	0-0	0	3	3	0	1	3	1	2	0
35	Grayson Carter	20:05	1-2	1-2	2-2	0	0	0	3	1	5	0	1	0
21	Tre Jones	04:26	0-0	0-0	0-0	0	1	1	0	2	3	0	0	0
33	McKade Marquis	01:26	1-1	0-0	0-0	0	0	0	0	0	2	0	0	0
3	Carson Bischoff	00:50	0-0	0-0	0-0	0	0	0	0	0	0	0	0	0
Team														
Totals														

Shooting By Period			
1 st	FG%	10-29	34.5%
	3PT%	2-12	16.7%
	FT%	4-4	100%
2 nd	FG%	16-29	55.2%
	3PT%	3-11	27.3%
	FT%	3-5	60%
GM	FG%	26-58	44.8%
	3PT%	5-23	21.7%
	FT%	7-9	77.8%

UT Arlington - 77		ULM - 64	
Biggest lead	20 (2nd 17:42)	16 (1st 18:28)	Points from Turnovers
Best Scoring Run	16 (1st 13:25)	7 (2nd 12:31)	Paint
Lead Changes	2	2	Second Chance
Times Tied	1	1	Fast Breaks
Time with Lead	37:05	01:39	Bench

UTA was without David Azore (11.4 points, 4.6 rebounds), Nicolas Elame (7.3 points, 4.2 rebounds, 3 assists) and Lazaro Rojas (4.4 points, 3.3 rebounds). Combined, that trio had accounted for nearly 25 percent of UTA's scoring on the season coming into the game and almost 30 percent of its rebounding.

Undeterred, the Mavs turned in their best shooting performances of the season against a Division-I opponent by connecting at a 49-percent clip (28-57) from the floor and also a 48-percent rate (10-21) from 3-point range. In what was arguably UTA's finest defensive performance of the season, the Mavs held ULM to just 22 percent (5-23) from beyond the arc – the lowest rate they have limited any opponent to this year. The 64 points for the Warhawks are also the fewest the Mavs have allowed to a D-I foe this season.

ULM (JAN. 9)

W, 75-74

UT Arlington - 75														
Record: 6-8 (2-2)														
NO.	Name	Min	FG	3P	FT	Rebounds	Fouls	TP	AS	TO	ST	Blocks	SS	BA
10	Fredelin De La Cruz	F 16:51	3-8	1-2	5-6	1	3	4	4	12	0	1	1	0
23	Patrick Mwamba	F 29:37	3-9	0-3	4-4	1	3	4	3	2	10	0	0	0
1	Sam Griffin	G 25:55	1-11	4-8	0-0	0	1	1	0	2	18	3	4	1
13	Shahada Wells	G 35:12	3-9	1-4	4-4	1	5	6	0	2	11	7	4	0
14	Davis Steelman	G 32:17	1-3	0-1	0-0	0	3	3	2	1	2	0	3	4
35	Grayson Carter	20:46	2-6	0-4	0-0	2	6	8	2	0	4	2	0	0
2	Jordan Phillips	26:18	4-5	3-3	5-5	0	2	2	2	3	16	1	1	1
21	Tre Jones	05:58	1-1	0-0	0-0	0	1	1	0	0	2	0	0	0
0	Kadriichi Akobundu-Ehigbo	04:42	0-1	0-0	0-0	1	1	2	0	1	0	0	0	1
5	Brandyn Talbot	02:24	0-0	0-0	0-0	0	0	0	0	1	0	0	0	0
Team														
Totals														

Shooting By Period			
1 st	FG%	16-30	53.3%
	3PT%	3-8	37.5%
	FT%	3-7	42.9%
2 nd	FG%	13-30	43.3%
	3PT%	7-12	58.3%
	FT%	3-4	75%
GM	FG%	29-60	48.3%
	3PT%	10-20	50.0%
	FT%	6-11	54.5%

UT Arlington - 75		ULM - 74	
Biggest lead	5 (1st 15:19)	6 (1st 18:28)	Points from Turnovers
Best Scoring Run	8 (1st 15:52)	7 (1st 10:17)	Paint
Lead Changes	13	22	Second Chance
Times Tied	7	3	Fast Breaks
Time with Lead	11:47	23:26	Bench

On the ensuing inbound pass, Davis Steelman got his hand on a dribble attempt up the court, and the ball re-directed to Shahada Wells at the top of the ULM 3-point arc. Wells gathered, and with 8 seconds showing took a couple dribbles before delivering a perfect bounce pass from the right elbow to the opposite low block, where Fredelin De La Cruz uncontested layed in the eventual game-winning points for the Mavs with under 6 seconds left.

With timeouts at its disposal, ULM elected to not stop the clock and pushed the ball into the frontcourt. That insurgence was met with a blockade by Phillips and Patrick Mwamba along the right sideline, and the Warhawks never got a shot attempt off.

SEASON BOX SCORES & RECAPS

LOUISIANA (JAN. 15)

Louisiana - 86												
Record: 8-4 (2-3)												
NO. Name	Min	FG	3P	FT	Rebounds	Fouls	TP	AS	TO	ST	Blocks	+
		M/A	M/A	M/A	OR DR TOT	PF	FD				BS BA	
5 Jacob Gordon	F 13:08	3-4	2-3	2-5	2 3 5	0 2	10	0	1	0	0	-7
10 Theo Akwuba	F 30:42	4-10	0-0	2-2	4 6 10	2 6	10	1	3	0	4	2 0
1 Devin Butts	F 16:51	4-9	0-3	0-0	0 1 1	3 1	8	1	0	0	0	-1
13 Mylik Wilson	G 30:31	5-16	1-3	0-0	0 7 7	1 0	11	0	0	1	1	6 3
41 Brayen Au	G 27:24	3-6	2-4	0-0	0 0 0	3 0	8	6	4	3	0	0 4
23 Dou Gueye	G 25:35	5-15	0-3	3-8	4 2 6	2 4	13	3	0	2	0	-3
0 Cedric Russell	G 20:03	5-12	3-5	4-6	0 1 1	3 4	17	1	0	0	0	-3
22 Kentrell Garnett	04:48	1-1	1-1	0-0	0 0 0	1 0	3	0	0	0	0	-1
35 Isaiah Richards	09:05	2-2	0-0	0-0	0 3 3	1 0	4	1	1	0	0	-2
55 Ty Harper	10:25	1-2	0-0	0-0	0 1 1	1 1	2	0	0	0	0	-11
2 Michael Thomas	02:30	0-0	0-0	0-0	0 0 0	0 0	0	0	0	0	0	0
Team					7 3 10	0	0	0				
Totals		33-75	9-22	11-21	17 27 44	18 18	86	15	10	7	5	12 -5

W, 91-86

Shahada Wells scored 19 2nd-half points to lead a UTA attack which came at the Ragin' Cajuns from all angles as the Mavs – despite missing two starters and three players overall for the third-straight game – picked up their third-straight Sun Belt Conference win after opening league play 0-2.

Facing one of the most imposing interior threats in the nation in Louisiana's Theo Akwuba, UTA was unfazed as it turned in a program single-game record 12 blocks, led by a career-high seven from redshirt sophomore Kaodirichi Akobundu-Ehiogu – tied for the 3rd-most in the program record book.

The Cajuns had trimmed a 13-point 2nd-half deficit down to two, 72-70, with just under 3 minutes remaining, but Griffin rose up from beyond the 3-point line on back-to-back possessions and knocked down both attempts cold-blooded in-between a Cajun free throw to push the Mav lead back to seven, 78-71, with 2 minutes left and for all intents and purposes end the game. Patrick Mwamba hit his pair of free throws with 11 ticks remaining to ice things after Louisiana had crawled back within three.

UT Arlington - 91												
Record: 7-6 (2-3)												
NO. Name	Min	FG	3P	FT	Rebounds	Fouls	TP	AS	TO	ST	Blocks	+
		M/A	M/A	M/A	OR DR TOT	PF	FD				BS BA	
10 Fredelin De La Cruz	F 21:25	2-6	0-0	0-0	3 2 5	1 0	4	0	1	1	2	-2
23 Patrick Mwamba	F 22:36	4-7	3-4	2-2	1 6 7	3 1	13	1	1	0	1	0 3
1 Sam Griffin	F 28:27	4-13	2-7	4-6	0 2 2	2 4	14	2	2	1	0	0 2
13 Shahada Wells	G 36:55	9-18	3-5	10-11	1 7 8	1 0	31	5	3	2	0	2 4
14 Davis Steelman	G 26:37	1-5	0-0	0-0	4 3 7	3 0	2	5	2	1	1	1 8
0 Kaodirichi Akobundu-Ehiogu	20:09	1-1	0-0	0-0	2 4 6	1 0	2	0	1	0	7	0 -4
35 Grayson Carter	14:47	3-7	2-5	0-0	0 1 1	5 0	8	0	0	0	1	0 8
2 Jordan Phillips	04:17	1-2	0-0	0-0	0 3 3	1 0	6	2	0	0	0	0 0
3 Carson Bischoff	02:50	0-0	0-0	0-0	0 0 0	0 0	0	0	0	0	0	0 3
33 McKade Marquis	00:28	0-0	0-0	0-0	0 0 0	0 0	0	0	0	0	0	0 0
Team					0 3 3	0	0	0	1			
Totals		29-64	11-23	24-28	11 31 42	18 18	91	15	13	5	12	5 5

Technical Fouls: NONE

Shooting By Period												
1st FG%	2nd FG%	3rd FG%	4th FG%	OT FG%	FT%	3PT%	GM FG%	GM FT%	GM 3PT%	Dead Ball Rebounds		
1st FG%: 13-34 38.2%	2nd FG%: 15-30 50.0%	3rd FG%: 7-15 46.7%	4th FG%: 7-10 70%	OT FG%: 0-0 0%	FT%: 11-23 47.8%	3PT%: 4-8 50.0%	GM FG%: 25-64 39.1%	GM FT%: 24-28 85.7%	GM 3PT%: 9-22 40.9%	Dead Ball Rebounds: 2		

Biggest lead	ULL	UTA
4 (1st 15:12)	13	2nd 11:06
Best Scoring Run	ULL	UTA
7 (1st 15:12)	8 (1st 1:59)	
Lead Changes	15	
Times Tied	7	
Time with Lead	07:24	29:02

Points from Turnovers	ULL	UTA
16	12	
Second Chance	16	12
Fast Breaks	23	25
Bench	39	27

LOUISIANA (JAN. 16)

L, 68-51

After winning a shootout the night before, shorthanded UTA couldn't complete the weekend sweep of Louisiana as the Ragin' Cajuns never allowed the Mavericks to lead en route to a 68-51 victory.

Louisiana built a double-figure lead just seven minutes into the contest, and led by that margin most of the rest of the day as UTA couldn't get anything flowing on offense.

The Mavs entered the game averaging 80 points in their first five Sun Belt Conference games, but the 51 on Saturday represented a season low, along with just 26.5-percent shooting (18-68) from the floor and also 15 percent from the 3-point line (4-27).

Fredelin De La Cruz recorded his team-leading fourth double-double of the season with 10 points and 10 rebounds to pace the Mavs. Fresh off a season-high 31-point outing on Friday, Shahada Wells was the lone other UTA player to reach double-figure scoring with 10 as well. Wells added a team-best four assists to go along with four rebounds.

Louisiana - 88												
Record: 8-4 (3-3)												
NO. Name	Min	FG	3P	FT	Rebounds	Fouls	TP	AS	TO	ST	Blocks	+
		M/A	M/A	M/A	OR DR TOT	PF	FD				BS BA	
10 Theo Akwuba	F 28:22	2-4	0-0	0-0	4 5 9	2 2	4	0	0	2	1	17
23 Dou Gueye	F 28:17	2-8	1-1	2-2	2 8 10	3 1	7	2	2	0	0	15
0 Cedric Russell	G 31:51	2-17	2-6	0-0	1 3 4	0 0	16	3	6	1	0	1 9
13 Mylik Wilson	G 35:54	5-11	5-6	4-7	3 13 16	2 6	25	2	2	4	1	21
41 Brayen Au	G 15:21	0-2	0-1	0-0	0 1 1	0 0	0	3	1	0	0	17
1 Devin Butts	09:16	0-6	0-1	0-0	0 0 0	1 1	0	0	0	0	0	-13
5 Jacob Gordon	09:12	2-3	1-1	0-0	1 1 2	1 1	6	1	2	0	1	-4
35 Isaiah Richards	13:48	1-3	0-0	4-6	1 5 6	2 3	1	1	1	0	0	0 19
55 Ty Harper	24:53	2-4	0-0	1-3	0 1 1	3 3	3	3	3	0	0	-2
22 Kentrell Garnett	02:24	0-0	0-0	0-0	0 0 0	0 0	1	0	0	0	0	-2
2 Michael Thomas	00:21	0-0	0-0	0-0	0 1 1	0 0	0	0	0	0	0	0 0
25 Chris Spenkuch	00:21	0-0	0-0	0-0	0 0 0	0 0	0	0	0	0	0	0 0
Team					0 1 1	0	0	0				
Totals		21-58	9-15	11-18	12 39 51	14 18	68	16	16	8	3	5 17

Technical Fouls: NONE

Shooting By Period												
1st FG%	2nd FG%	3rd FG%	4th FG%	OT FG%	FT%	3PT%	GM FG%	GM FT%	GM 3PT%	Dead Ball Rebounds		
1st FG%: 16-32 50.0%	2nd FG%: 9-20 45.0%	3PT%: 5-10 50.0%	FT%: 2-4 50%	OT FG%: 0-0 0%	FT%: 11-23 47.8%	3PT%: 4-8 50.0%	GM FG%: 25-64 39.1%	GM FT%: 24-28 85.7%	GM 3PT%: 9-22 40.9%	Dead Ball Rebounds: 3		

UT Arlington - 51												
Record: 7-6 (3-3)												
NO. Name	Min	FG	3P	FT	Rebounds	Fouls	TP	AS	TO	ST	Blocks	+
		M/A	M/A	M/A	OR DR TOT	PF	FD				BS BA	
10 Fredelin De La Cruz	F 23:04	4-10	0-0	2-3	5 5 10	4 2	10	3	2	0	0	-3
23 Patrick Mwamba	F 19:54	2-9	2-5	0-0	1 4 5	3 0	6	1	0	0	0	-1
1 Sam Griffin	G 20:20	1-9	0-3	2-2	0 3 3	0 4	4	2	1	1	0	-11
13 Shahada Wells	G 29:02	3-11	1-5	3-4	1 3 4	0 4	10	4	2	3	0	-21
14 Davis Steelman	G 24:55	2-5	0-2	0-0	2 2 4	3 2	4	1	0	0	0	-21
0 Kaodirichi Akobundu-Ehiogu	14:44	1-1	0-0	0-0	2 2 0	2 2	0	0	1	0	5	-13
2 Jordan Phillips	26:41	2-7	0-1	0-0	1 1 1	1 1	4	1	3	0	0	-4
35 Grayson Carter	18:23	2-7	0-4	1-2	3 4 2	2 8	1	0	0	0	0	-4
3 Carson Bischoff	14:25	1-5	1-4	0-0	0 1 1	1 0	3	0	0	1	0	1 4
5 Brandy Talbot	05:38	0-4	0-3	0-0	0 3 3	0 0	0	0	0	0	0	-2
33 McKade Marquis	02:54	0-0	0-0	0-0	0 0 0	0 0	0	0	0	0	0	-1
Team					0 2 2	0	0	0				
Totals		18-68	4-27	11-13	12 36 51	14 18	51	10	10	7	5	-17

Technical Fouls: NONE

Shooting By Period												
1st FG%	2nd FG%	3rd FG%	4th FG%	OT FG%	FT%	3PT%	GM FG%	GM FT%	GM 3PT%	Dead Ball Rebounds		
1st FG%: 11-36 30.6%	2nd FG%: 2-16 12.5%	3PT%: 2-10 20.0%	FT%: 2-4 50%	OT FG%: 0-0 0%	FT%: 11-23 47.8%	3PT%: 4-8 50.0%	GM FG%: 25-64 39.1%	GM FT%: 24-28 85.7%	GM 3PT%: 9-22 40.9%	Dead Ball Rebounds: 1		

Biggest lead	ULL	UTA
25 (1st 3:33)	0	(1st 20:00)
Best Scoring Run	ULL	UTA
11 (2nd 5:57)	11	(2nd 19:42)
Lead Changes	0	
Times Tied	1	
Time with Lead	39:18	00:00

Points from Turnovers	ULL	UTA
12	16	
Second Chance	28	22
Fast Breaks	12	8
Bench	16	17

LITTLE ROCK (JAN. 22)

L, 66-59

UTA trimmed a 21-point deficit with just over 7 minutes remaining down to only 4 points, but the Mavericks couldn't complete the comeback.

Facing a 56-35 deficit with 7:25 remaining – and a 15-point margin, 61-46, with less than 4 minutes left – UTA mounted an 11-0 run in 2:24 to pull within 61-57 with still 1:11 showing. It remained a four-point differential, 63-59, with 34 seconds on the board, but a trio of Little Rock free throws between a trio of missed UTA 3-pointers on one trip sealed the contest for the Trojans.

Little Rock - 66												
Record: 8-6 (3-3)												
NO. Name	Min	FG	3P	FT	Rebounds	Fouls	TP	AS	TO	ST	Blocks	+/
		M/A	M/A	M/A	OR DR TOT	PF	FD				BS BA	
25 Nikola Maric	F 28:22	6-9	1-2	1-2	1 7 8	4 3	14	1	1	1	0	7
44 Rusti Moryong	F 35:55	4-10	0-0	4-8	3 11 14	3 4	12	0	1	0	5	2 8
0 Ben Coupet Jr.	G 21:13	0-7	0-4	0-0	1 1 2	0 0	4	3	0	0	1	16
11 Marko Andric	G 16:26	2-4	0-1	0-0	1 1 2	1 0	4	2	1	3	0	14
33 Jovan Smith	G 17:44	1-2	1-2	0-0	0 2 2	0 0	3	0	0	2	1	0 14
10 Marko Lukic	22:16	5-11	3-8	1-2	0 3 3	1 4	14	3	1	2	0	-7
22 Kris Bankston	15:43	3-5	0-0	0-0	2 2 4	2 1	6	0	0	0	0	-1
1 Marquis Nowell	24:37	4-10	3-7	0-0	1 2 3	2 2	11	5	7	5	0	-4
5 CJ White	17:44	0-2	0-2	2-3	0 2 2	0 2	2	1	0	0	0	-12
Totals		25-60	8-27	8-15	10 33 43	13 16	66	15	13	7	5	7
Technical Fouls: NONE												

SEASON BOX SCORES & RECAPS

LITTLE ROCK (JAN. 23)

Little Rock - 61														
Record: 8-7 (4-4)														
NO.	Name	Min	FG	3P	FT	Rebounds	Fouls	TP	AS	TO	ST	Blocks	BB	BA
25	Nicola Maric	32:10	2-10	0-0	9-10	5	3	8	3	5	13	2	1	0
44	Russ Montgomery	36:53	4-9	0-0	1-4	5	14	19	1	4	9	0	3	1
0	Ben Coupet Jr.	31:00	2-10	1-8	0-0	2	4	6	2	1	5	4	1	0
11	Mario Andric	16:16	1-2	0-0	0-0	2	3	5	2	1	2	3	3	0
33	Jovan Stalic	05:55	0-2	0-2	0-0	0	0	0	0	0	0	1	0	0
10	Mario Lusic	26:01	3-8	1-5	2-2	2	0	2	3	1	9	1	0	1
1	Markquis Nowell	28:25	6-13	4-8	3-3	1	2	3	4	2	19	3	4	0
5	CJ White	12:22	0-2	0-2	0-0	0	0	0	1	1	0	1	1	0
32	Kris Bankston	10:57	2-4	0-0	0-0	0	0	0	0	1	4	1	2	0
Team						1	1	2	0	0	0	0	0	1
Totals		20:41	6-25	15-19	18	27	45	16	16	61	19	16	3	7

W, 66-61

Shahada Wells scored 19 2nd-half points to lead a UTA attack which came at the Ragin' Cajuns from all angles as the Mavs – despite missing two starters and three players overall for the third-straight game – picked up their third-straight Sun Belt Conference win after opening league play 0-2.

Facing one of the most imposing interior threats in the nation in Louisiana's Theo Akwuba, UTA was unfazed as it turned in a program single-game record 12 blocks, led by a career-high seven from redshirt sophomore Kaodir-ichi Akobundu-Ehiogu – tied for the 3rd-most in the program record book.

The Cajuns had trimmed a 13-point 2nd-half deficit down to two, 72-70, with just under 3 minutes remaining, but Griffin rose up from beyond the 3-point line on back-to-back possessions and knocked down both attempts cold-blooded in-between a Cajun free throw to push the Mav lead back to seven, 78-71, with 2 minutes left and for all intents and purposes end the game. Patrick Mwamba hit his pair of free throws with 11 ticks remaining to ice things after Louisiana had crawled back within three.

UT Arlington - 66														
Record: 8-8 (4-4)														
NO.	Name	Min	FG	3P	FT	Rebounds	Fouls	TP	AS	TO	ST	Blocks	BB	BA
0	Kaodir-ichi Akobundu-Ehiogu	31:01	2-2	0-0	1-2	2	6	8	2	1	5	1	1	0
2	Jordan Phillips	32:58	6-18	2-8	2-3	4	6	10	1	4	16	2	3	0
23	Patrick Mwamba	25:24	0-4	0-2	1-2	0	3	3	5	4	1	2	0	1
1	Sam Griffin	23:39	6-13	3-6	2-2	0	3	3	0	1	17	2	0	1
13	Shahada Wells	32:01	5-12	1-4	0-0	0	1	1	1	11	5	3	1	0
20	Nicolas Elame	22:51	3-4	0-0	2-2	0	2	2	3	4	8	4	2	1
35	Grayson Carter	15:43	2-5	2-4	0-0	0	1	1	2	1	6	0	0	0
14	Davis Steinman	11:15	1-1	0-0	0-0	1	2	3	2	2	1	0	1	0
21	Tre Jones	05:08	0-1	0-0	0-0	0	0	0	0	0	1	0	0	0
Team						2	2	4	0	1				
Totals		25:40	8-24	8-11	9	26	35	16	16	66	18	10	5	8

Technical Fouls: NONE	
Shooting By Period	
1st FG%	14-31 45.2%
3PT%	5-12 41.7%
FT%	3-4 75%
2nd FG%	11-29 37.9%
3PT%	3-12 25.0%
FT%	5-7 71.4%
GM FG%	25-60 41.7%
3PT%	8-24 33.3%
FT%	8-11 72.7%
Dead Ball Rebounds: 1, 0	

ARKANSAS ST. (JAN. 29)



SERIES HISTORY

UTA Trails:
21-40

Home: 14-15

Away: 7-24

Neutral: 0-1

2.4.64	Arlington	L	76-82 (OT)	1.17.79	Arlington	L	74-78
2.24.64	Jonesboro, Ark.	L	74-90	1.29.79	Jonesboro, Ark.	L	67-85
1.12.65	Jonesboro, Ark.	L	65-110	1.26.80	Jonesboro, Ark.	L	78-82
2.16.65	Arlington	L	99-100 (2OT)	2.9.80	Arlington	W	72-64
1.31.66	Jonesboro, Ark.	L	81-89	1.26.81	Jonesboro, Ark.	W	66-64
2.28.66	Arlington	L	85-91	2.16.81	Arlington	W	66-64
2.18.67	Arlington	L	87-99	2.1.82	Arlington	W	81-62
2.25.67	Jonesboro, Ark.	L	77-93	2.20.82	Jonesboro, Ark.	W	60-58 (OT)
1.6.68	Arlington	L	77-83	1.29.83	Arlington	L	56-61
2.10.68	Jonesboro, Ark.	L	65-73	2.24.83	Jonesboro, Ark.	L	70-79
2.10.69	Arlington	W	83-80	3.10.83	Beaumont, Texas	L	56-66
2.17.69	Jonesboro, Ark.	L	81-83	1.28.84	Jonesboro, Ark.	L	61-67
2.9.70	Jonesboro, Ark.	W	71-61	2.23.84	Arlington	L	73-84
3.2.70	Arlington	W	90-85	1.19.85	Arlington	L	61-73
2.8.71	Arlington	W	80-73	2.14.85	Jonesboro, Ark.	L	60-61
2.27.71	Jonesboro, Ark.	L	71-92	2.1.86	Arlington	L	76-77
1.22.72	Jonesboro, Ark.	L	79-86	2.27.86	Jonesboro, Ark.	L	62-73
2.12.72	Arlington	W	75-71	12.13.86	Jonesboro, Ark.	L	58-85
1.29.73	Arlington	W	62-60	12.6.97	Jonesboro, Ark.	L	64-72
2.24.73	Jonesboro, Ark.	W	82-76	1.2.14	Arlington	L	66-82
1.28.74	Jonesboro, Ark.	L	58-70	2.20.14	Jonesboro, Ark.	L	60-83
2.11.74	Arlington	L	78-79	1.10.15	Arlington	W	77-50
1.23.75	Jonesboro, Ark.	L	71-80	2.26.15	Jonesboro, Ark.	L	80-81
2.13.75	Arlington	L	70-75	1.21.16	Arlington	W	91-64
1.29.76	Arlington	L	74-86	2.27.16	Jonesboro, Ark.	W	79-75
2.16.76	Jonesboro, Ark.	L	66-91	2.11.17	Arlington	W	81-75
1.31.77	Arlington	L	75-86	1.13.18	Jonesboro, Ark.	W	97-71
2.14.77	Jonesboro, Ark.	L	64-83	1.17.19	Arlington	W	68-59
2.6.78	Jonesboro, Ark.	L	58-79	2.16.19	Jonesboro, Ark.	L	79-83
2.20.78	Arlington	W	71-61	1.2.20	Jonesboro, Ark.	W	73-52
				2.13.20	Arlington	W	77-67

ARKANSAS ST. (JAN. 30)



2020-21 UTA OVERALL STATISTICS

Game Records

Record	Overall	Home	Away	Neutral
ALL GAMES	8-8	5-3	2-5	1-0
CONFERENCE	4-4	2-2	2-2	0-0
NON-CONFERENCE	4-4	3-1	0-3	1-0

Score by Periods

Team	1st	2nd	OT	TOT
UT Arlington	614	620	0	1234
Opponents	531	605	0	1136

Team Box Score

No.	Player				Total		3-Point		F-Throw		Rebounds														
		GP-GS	MIN	AVG	FG-FGA	FG%	3FG-FGA	3FG%	FT-FTA	FT%	OFF	DEF	TOT	AVG	PF	DQ	A	TO	BLK	STL	PTS	AVG			
13	WELLS, Shahada	15-14	431:51	28.8	87-198	.439	31-75	.413	37-48	.771	13	44	57	3.8	14	0	49	32	3	35	242	16.1			
1	GRIFFIN, Sam	16-10	376:07	23.5	71-180	.394	35-93	.376	22-28	.786	3	27	30	1.9	9	0	40	18	0	10	199	12.4			
4	AZORE, David	8-8	165:15	20.7	33-71	.465	10-21	.476	15-19	.789	2	35	37	4.6	11	0	17	12	2	13	91	11.4			
10	DE LA CRUZ, Fredelin	15-15	255:18	17.0	44-88	.500	3-6	.500	37-59	.627	48	48	96	6.4	39	1	11	22	7	15	128	8.5			
2	PHILLIPS, Jordan	16-4	322:48	20.2	41-101	.406	14-31	.452	39-54	.722	12	36	48	3.0	14	0	22	27	5	12	135	8.4			
20	ELAME, Nicolas	11-8	270:46	24.6	33-81	.407	3-16	.188	15-20	.750	10	34	44	4.0	22	1	32	21	2	9	84	7.6			
23	MWAMBA, Patrick	15-12	288:09	19.2	26-82	.317	14-46	.304	10-14	.714	12	51	63	4.2	33	1	12	10	7	10	76	5.1			
12	ROJAS, Lazaro	9-1	92:35	10.3	15-24	.625	0-1	.000	10-13	.769	12	18	30	3.3	9	0	4	6	2	5	40	4.4			
35	CARTER, Grayson	15-0	194:58	13.0	22-53	.415	11-36	.306	11-11	1.000	9	17	26	1.7	38	3	9	11	5	3	66	4.4			
5	TALBOT, Brandyn	10-0	90:42	9.1	12-35	.343	8-26	.308	7-12	.583	0	15	15	1.5	11	0	7	11	1	1	39	3.9			
14	STEELMAN, Davis	16-7	279:40	17.5	22-54	.407	6-21	.286	2-3	.667	23	35	58	3.6	32	1	20	14	1	15	52	3.3			
0	AKOBUNDU-EHIOGU, Kaodirichi	8-1	133:14	16.7	8-12	.667	0-0	.000	6-7	.857	14	26	40	5.0	10	0	2	5	27	1	22	2.8			
33	MARQUIS, McKade	10-0	60:21	6.0	7-13	.538	6-12	.500	0-0	.000	0	4	4	0.4	1	0	5	1	1	4	20	2.0			
3	BISCHOFF, Carson	13-0	113:58	8.8	7-33	.212	6-31	.194	0-0	.000	0	9	9	0.7	15	1	3	3	1	2	20	1.5			
21	JONES, Tre	12-0	100:34	8.4	6-10	.600	0-0	.000	5-7	.714	8	10	18	1.5	15	1	2	2	3	3	17	1.4			
15	ROMANELLI, Antonio	3-0	23:46	7.9	1-7	.143	1-6	.167	0-0	.000	1	4	5	1.7	0	0	2	1	0	0	3	1.0			
Team											21	25	46				8								
Total		16	3200		435-1042	.417	148-421	.352	216-295	.732	188	438	626	39.1	273	9	237	204	67	138	1234	77.1			
Opponents		16	3200		410-965	.425	132-371	.356	184-277	.664	165	453	618	38.6	266	2	238	257	53	101	1136	71.0			

Team Statistics

	UTA	OPP
Scoring	1234	1136
Points per game	77.1	71.0
Scoring margin	+6.1	-
Field goals-att	435-1042	410-965
Field goal pct	.417	.425
3 point fg-att	148-421	132-371
3-point FG pct	.352	.356
3-pt FG made per game	9.3	8.3
Free throws-att	216-295	184-277
Free throw pct	.732	.664
F-Throws made per game	13.5	11.5
Rebounds	626	618
Rebounds per game	39.1	38.6
Rebounding margin	+0.5	-
Assists	237	238
Assists per game	14.8	14.9
Turnovers	204	257
Turnovers per game	12.8	16.1
Turnover margin	+3.3	-
Assist/turnover ratio	1.2	0.9
Steals	138	101
Steals per game	8.6	6.3
Blocks	67	53
Blocks per game	4.2	3.3
Winning streak	1	-
Home win streak	1	-
Attendance	4368	8382
Home games-Avg/Game	8-546	7-1197
Neutral site-Avg/Game	-	1-152

Team Results

Date	Opponent		Score	Att.
11/25/2020	Oklahoma St.	L	68-75	624
11/27/2020	at Louisiana Tech	L	71-76	1200
11/28/2020	vs Northwestern St.	W	80-71	152
12/02/2020	at Arkansas	L	60-72	4400
12/04/2020	at Tulsa	L	64-79	0
12/11/2020	Hardin-Simmons	W	91-66	624
12/17/2020	Dallas Christian	W	109-48	0
12/22/2020	Howard Payne	W	117-53	624
01/01/2021	at Little Rock	L	93-102	427
01/02/2021	at Little Rock	L	62-75	464
01/08/2021	at La.-Monroe	W	77-64	988
01/09/2021	at La.-Monroe	W	75-74	903
01/15/2021	Louisiana	W	91-86	624
01/16/2021	Louisiana	L	51-68	624
01/22/2021	Little Rock	L	59-66	624
01/23/2021	Little Rock	W	66-61	624

2020-21 UTA SUN BELT STATISTICS

Game Records

Record	Overall	Home	Away	Neutral
ALL GAMES	4-4	2-2	2-2	0-0
CONFERENCE	4-4	2-2	2-2	0-0
NON-CONFERENCE	0-0	0-0	0-0	0-0

Score by Periods

Team	1st	2nd	OT	TOT
UT Arlington	267	307	0	574
Opponents	267	329	0	596

Team Box Score

No.	Player				Total		3-Point		F-Throw		Rebounds											
		GP-GS	MIN	AVG	FG-FGA	FG%	3FG-FGA	3FG%	FT-FTA	FT%	OFF	DEF	TOT	AVG	PF	DQ	A	TO	BLK	STL	PTS	AVG
13	WELLS, Shahada	8-8	272:05	34.0	48-124	.387	18-50	.360	26-30	.867	8	27	35	4.4	8	0	36	20	2	21	140	17.5
1	GRIFFIN, Sam	8-7	218:51	27.4	44-107	.411	23-56	.411	11-16	.688	0	14	14	1.8	7	0	22	11	0	5	122	15.3
2	PHILLIPS, Jordan	8-2	181:36	22.7	22-55	.400	10-20	.500	27-34	.794	5	20	25	3.1	8	0	10	20	5	3	81	10.1
10	DE LA CRUZ, Fredelin	7-7	129:50	18.5	17-44	.386	2-5	.400	18-26	.692	19	16	35	5.0	19	0	2	10	2	7	54	7.7
23	MWAMBA, Patrick	8-7	170:33	21.3	17-45	.378	8-21	.381	10-12	.833	7	32	39	4.9	22	1	6	6	5	4	52	6.5
20	ELAME, Nicolas	4-1	82:19	20.6	9-18	.500	0-2	.000	6-7	.857	2	8	10	2.5	8	0	9	8	1	2	24	6.0
35	CARTER, Grayson	8-0	120:15	15.0	12-34	.353	7-26	.269	6-6	1.000	3	12	15	1.9	30	3	3	5	3	1	37	4.6
14	STEELMAN, Davis	8-6	192:16	24.0	14-36	.389	5-13	.385	2-3	.667	14	17	31	3.9	18	0	11	8	1	14	35	4.4
4	AZORE, David	1-1	10:45	10.8	2-5	.400	0-1	.000	0-0	.000	0	3	3	3.0	0	0	1	0	0	0	4	4.0
12	ROJAS, Lazaro	2-0	22:12	11.1	2-6	.333	0-0	.000	0-0	.000	0	1	1	0.5	2	0	0	1	0	4	4	2.0
0	AKOBUNDU-EHIOGU, Kaodirichi	6-1	103:35	17.3	4-6	.667	0-0	.000	3-4	.750	11	21	32	5.3	7	0	2	3	19	0	11	1.8
21	JONES, Tre	5-0	30:20	6.1	1-2	.500	0-0	.000	3-4	.750	1	3	4	0.8	1	0	1	0	1	0	5	1.0
3	BISCHOFF, Carson	6-0	41:11	6.9	1-10	.100	1-9	.111	0-0	.000	0	2	2	0.3	9	1	2	0	0	1	3	0.5
33	MARQUIS, McKade	5-0	07:52	1.6	1-2	.500	0-1	.000	0-0	.000	0	0	0	0.0	0	0	1	0	0	0	2	0.4
5	TALBOT, Brandyn	5-0	16:22	3.3	0-6	.000	0-5	.000	0-0	.000	0	3	3	0.6	2	0	1	0	0	0	0	0.0
Team											10	14	24					6				
Total		8	1600		194-500	.388	74-209	.354	112-142	.789	80	193	273	34.1	141	5	107	98	39	62	574	71.8
Opponents		8	1600		215-463	.464	63-160	.394	103-148	.696	80	233	313	39.1	124	0	133	121	39	55	596	74.5

Team Statistics

	UTA	OPP
Scoring	574	596
Points per game	71.8	74.5
Scoring margin	-2.8	-
Field goals-att	194-500	215-463
Field goal pct	.388	.464
3 point fg-att	74-209	63-160
3-point FG pct	.354	.394
3-pt FG made per game	9.3	7.9
Free throws-att	112-142	103-148
Free throw pct	.789	.696
F-Throws made per game	14.0	12.9
Rebounds	273	313
Rebounds per game	34.1	39.1
Rebounding margin	-5.0	-
Assists	107	133
Assists per game	13.4	16.6
Turnovers	98	121
Turnovers per game	12.3	15.1
Turnover margin	+2.9	-
Assist/turnover ratio	1.1	1.1
Steals	62	55
Steals per game	7.8	6.9
Blocks	39	39
Blocks per game	4.9	4.9
Winning streak	1	-
Home win streak	1	-
Attendance	2496	2782
Home games-Avg/Game	4-624	4-696
Neutral site-Avg/Game	-	0-0

Team Results

Date	Opponent		Score	Att.
01/01/2021	at Little Rock	L	93-102	427
01/02/2021	at Little Rock	L	62-75	464
01/08/2021	at La.-Monroe	W	77-64	988
01/09/2021	at La.-Monroe	W	75-74	903
01/15/2021	Louisiana	W	91-86	624
01/16/2021	Louisiana	L	51-68	624
01/22/2021	Little Rock	L	59-66	624
01/23/2021	Little Rock	W	66-61	624



GAME-BY-GAME UTA-OPPONENT COMPARISON

Opponent	1st	2nd	Score	Mar	Total FG	FG Pct	3-Pointers	3FG Pct	Free Throws	FT Pct	Rebounds	Assist	T/Over	Block	Steal	Fouls
OKLAHOMA STATE	27/32	41/43	68-75	(-7)	27-71/27-59	.380/.458	5-26/7-25	.192/.280	9-18/14-27	.500/.519	33/54 (-21)	12/13	5/18	0/0	12/1	21/17
Louisiana Tech	28/38	43/38	71-76	(-5)	26-70/28-64	.371/.438	9-25/9-23	.360/.391	10-15/11-17	.667/.647	45/43 +2	12/13	11/12	4/2	7/4	19/18
Northwestern St.	45/36	35/35	80-71	+9	30-72/27-70	.417/.386	6-18/9-25	.333/.360	14-20/8-14	.700/.571	48/44 +4	12/12	11/17	4/2	12/4	13/18
Arkansas	33/44	27/28	60-72	(-12)	21-54/25-62	.389/.403	7-19/7-21	.368/.333	11-16/15-19	.688/.789	30/43 (-13)	7/12	14/11	3/4	7/8	19/16
Tulsa	37/40	27/39	64-79	(-15)	23-54/32-64	.426/.500	10-26/8-23	.385/.348	8-17/7-11	.471/.636	28/41 (-13)	12/18	16/13	0/2	7/8	15/16
HARDIN-SIMMONS	59/31	32/35	91-66	+25	31-62/22-60	.500/.367	9-18/13-30	.500/.433	20-28/9-13	.714/.692	53/23 +30	19/14	18/15	5/2	6/9	17/21
DALLAS CHRISTIAN	51/18	58/30	109-48	+61	37-72/17-59	.514/.288	12-38/7-28	.316/.250	23-27/7-11	.852/.636	55/26 +29	25/11	18/28	7/1	15/6	17/22
HOWARD PAYNE UN	67/25	50/28	117-53	+64	46-87/17-64	.529/.266	16-42/9-36	.381/.250	9-12/10-17	.750/.588	61/31 +30	31/12	13/22	5/1	10/6	14/16
Little Rock	36/45	57/57	93-102	(-9)	32-68/35-50	.471/.700	10-24/9-14	.417/.643	19-20/23-27	.950/.852	21/31 (-10)	14/24	12/21	0/8	14/6	22/17
Little Rock	25/26	37/49	62-75	(-13)	21-66/23-41	.318/.561	12-32/7-14	.375/.500	8-16/22-28	.500/.786	23/44 (-21)	9/16	8/21	4/2	8/1	25/15
Louisiana Monroe	42/26	35/38	77-64	+13	28-57/26-58	.491/.448	10-21/5-23	.476/.217	11-17/7-9	.647/.778	37/26 +11	16/16	13/11	3/2	7/8	12/16
Louisiana Monroe	39/38	36/36	75-74	+1	24-53/29-60	.453/.483	9-25/10-20	.360/.500	18-20/6-11	.900/.545	34/29 +5	13/15	13/11	2/5	7/9	14/15
LOUISIANA	40/36	51/50	91-86	+5	28-64/33-75	.438/.440	11-23/9-22	.478/.409	24-28/11-21	.857/.524	42/44 (-2)	15/15	13/10	12/5	5/7	18/18
LOUISIANA	26/42	25/26	51-68	(-17)	18-68/24-58	.265/.414	4-27/9-15	.148/.600	11-13/11-18	.846/.611	38/51 (-13)	10/16	10/16	5/3	7/8	18/14
LITTLE ROCK	23/28	36/38	59-66	(-7)	18-64/25-60	.281/.417	10-33/8-27	.303/.296	13-17/8-15	.765/.533	43/43 -	12/16	19/15	5/7	9/13	16/13
LITTLE ROCK	36/26	30/35	66-61	+5	25-60/20-61	.417/.328	8-24/6-25	.333/.240	8-11/15-19	.727/.789	35/45 (-10)	18/15	10/16	8/7	5/3	16/16

Note: Game totals are displayed in the format TEAM/OPPONENT for each category

UTA TEAM GAME HIGHS

POINTS	117	Howard Payne (12/22/2020)
	109	Dallas Christian (12/17/2020)
	93	at Little Rock (01/01/2021)
	91	Louisiana (01/15/2021)
	91	Hardin-Simmons (12/11/2020)
FIELD GOALS MADE	46	Howard Payne (12/22/2020)
	37	Dallas Christian (12/17/2020)
FIELD GOAL ATTEMPTS	87	Howard Payne (12/22/2020)
	72	Dallas Christian (12/17/2020)
	72	vs Northwestern St. (N) (11/28/2020)
FIELD GOAL PERCENTAGE	.529 (46-87)	Howard Payne (12/22/2020)
	.514 (37-72)	Dallas Christian (12/17/2020)
3 PT FG MADE	16	Howard Payne (12/22/2020)
	12	at Little Rock (01/02/2021)
	12	Dallas Christian (12/17/2020)
3 PT FG ATTEMPTS	42	Howard Payne (12/22/2020)
	38	Dallas Christian (12/17/2020)
3 PT FG PERCENTAGE	.500 (9-18)	Hardin-Simmons (12/11/2020)
	.478 (11-23)	Louisiana (01/15/2021)
FREE THROWS MADE	24	Louisiana (01/15/2021)
	23	Dallas Christian (12/17/2020)
FREE THROW ATTEMPTS	28	Louisiana (01/15/2021)
	28	Hardin-Simmons (12/11/2020)
FREE THROW PERCENTAGE	.950 (19-20)	at Little Rock (01/01/2021)
	.900 (18-20)	at La.-Monroe (01/09/2021)
REBOUNDS	61	Howard Payne (12/22/2020)
	55	Dallas Christian (12/17/2020)
ASSISTS	31	Howard Payne (12/22/2020)
	25	Dallas Christian (12/17/2020)
STEALS	15	Dallas Christian (12/17/2020)
	14	at Little Rock (01/01/2021)
BLOCKED SHOTS	12	Louisiana (01/15/2021)
	8	Little Rock (01/23/2021)
TURNOVERS	19	Little Rock (01/22/2021)
	18	Dallas Christian (12/17/2020)
	18	Hardin-Simmons (12/11/2020)
FOULS	25	at Little Rock (01/02/2021)
	22	at Little Rock (01/01/2021)

UTA TEAM GAME LOWS

POINTS	51	Louisiana (01/16/2021)
	59	Little Rock (01/22/2021)
	60	at Arkansas (12/02/2020)
	62	at Little Rock (01/02/2021)
	64	at Tulsa (12/04/2020)
FIELD GOALS MADE	18	Little Rock (01/22/2021)
	18	Louisiana (01/16/2021)
FIELD GOAL ATTEMPTS	53	at La.-Monroe (01/09/2021)
	54	at Tulsa (12/04/2020)
	54	at Arkansas (12/02/2020)
FIELD GOAL PERCENTAGE	.265 (18-68)	Louisiana (01/16/2021)
	.281 (18-64)	Little Rock (01/22/2021)
3 PT FG MADE	4	Louisiana (01/16/2021)
	5	Oklahoma St. (11/25/2020)
3 PT FG ATTEMPTS	18	Hardin-Simmons (12/11/2020)
	18	vs Northwestern St. (N) (11/28/2020)
3 PT FG PERCENTAGE	.148 (4-27)	Louisiana (01/16/2021)
	.192 (5-26)	Oklahoma St. (11/25/2020)
FREE THROWS MADE	8	Little Rock (01/23/2021)
	8	at Little Rock (01/02/2021)
	8	at Tulsa (12/04/2020)
FREE THROW ATTEMPTS	11	Little Rock (01/23/2021)
	12	Howard Payne (12/22/2020)
FREE THROW PERCENTAGE	.471 (8-17)	at Tulsa (12/04/2020)
	.500 (9-18)	Oklahoma St. (11/25/2020)
	.500 (8-16)	at Little Rock (01/02/2021)
REBOUNDS	21	at Little Rock (01/01/2021)
	23	at Little Rock (01/02/2021)
ASSISTS	7	at Arkansas (12/02/2020)
	9	at Little Rock (01/02/2021)
STEALS	5	Little Rock (01/23/2021)
	5	Louisiana (01/15/2021)
BLOCKED SHOTS	0	at Little Rock (01/01/2021)
	0	at Tulsa (12/04/2020)
	0	Oklahoma St. (11/25/2020)
TURNOVERS	5	Oklahoma St. (11/25/2020)
	8	at Little Rock (01/02/2021)
FOULS	12	at La.-Monroe (01/08/2021)
	13	vs Northwestern St. (N) (11/28/2020)

OPPONENT TEAM GAME HIGHS

POINTS	102	at Little Rock (01/01/2021)
	86	Louisiana (01/15/2021)
	79	at Tulsa (12/04/2020)
	76	at Louisiana Tech (11/27/2020)
	75	at Little Rock (01/02/2021)
	75	Oklahoma St. (11/25/2020)
FIELD GOALS MADE	35	at Little Rock (01/01/2021)
	33	Louisiana (01/15/2021)
FIELD GOAL ATTEMPTS	75	Louisiana (01/15/2021)
	70	vs Northwestern St. (N) (11/28/2020)
FIELD GOAL PERCENTAGE	.700 (35-50)	at Little Rock (01/01/2021)
	.561 (23-41)	at Little Rock (01/02/2021)
3 PT FG MADE	13	Hardin-Simmons (12/11/2020)
	10	at La.-Monroe (01/09/2021)
3 PT FG ATTEMPTS	36	Howard Payne (12/22/2020)
	30	Hardin-Simmons (12/11/2020)
3 PT FG PERCENTAGE	.643 (9-14)	at Little Rock (01/01/2021)
	.600 (9-15)	Louisiana (01/16/2021)
FREE THROWS MADE	23	at Little Rock (01/01/2021)
	22	at Little Rock (01/02/2021)
FREE THROW ATTEMPTS	28	at Little Rock (01/02/2021)
	27	at Little Rock (01/01/2021)
	27	Oklahoma St. (11/25/2020)
FREE THROW PERCENTAGE	.852 (23-27)	at Little Rock (01/01/2021)
	.789 (15-19)	Little Rock (01/23/2021)
	.789 (15-19)	at Arkansas (12/02/2020)
REBOUNDS	54	Oklahoma St. (11/25/2020)
	51	Louisiana (01/16/2021)
ASSISTS	24	at Little Rock (01/01/2021)
	18	at Tulsa (12/04/2020)
STEALS	13	Little Rock (01/22/2021)
	9	at La.-Monroe (01/09/2021)
	9	Hardin-Simmons (12/11/2020)
BLOCKED SHOTS	8	at Little Rock (01/01/2021)
	7	Little Rock (01/23/2021)
	7	Little Rock (01/22/2021)
TURNOVERS	28	Dallas Christian (12/17/2020)
	22	Howard Payne (12/22/2020)
FOULS	22	Dallas Christian (12/17/2020)
	21	Hardin-Simmons (12/11/2020)

OPPONENT TEAM GAME LOWS

POINTS	48	Dallas Christian (12/17/2020)
	53	Howard Payne (12/22/2020)
	61	Little Rock (01/23/2021)
	64	at La.-Monroe (01/08/2021)
	66	Little Rock (01/22/2021)
	66	Hardin-Simmons (12/11/2020)
FIELD GOALS MADE	17	Howard Payne (12/22/2020)
	17	Dallas Christian (12/17/2020)
FIELD GOAL ATTEMPTS	41	at Little Rock (01/02/2021)
	50	at Little Rock (01/01/2021)
FIELD GOAL PERCENTAGE	.266 (17-64)	Howard Payne (12/22/2020)
	.288 (17-59)	Dallas Christian (12/17/2020)
3 PT FG MADE	5	at La.-Monroe (01/08/2021)
	6	Little Rock (01/23/2021)
3 PT FG ATTEMPTS	14	at Little Rock (01/02/2021)
	14	at Little Rock (01/01/2021)
3 PT FG PERCENTAGE	.217 (5-23)	at La.-Monroe (01/08/2021)
	.240 (6-25)	Little Rock (01/23/2021)
FREE THROWS MADE	6	at La.-Monroe (01/09/2021)
	7	at La.-Monroe (01/08/2021)
	7	Dallas Christian (12/17/2020)
	7	at Tulsa (12/04/2020)
FREE THROW ATTEMPTS	9	at La.-Monroe (01/08/2021)
	11	at La.-Monroe (01/09/2021)
	11	Dallas Christian (12/17/2020)
	11	at Tulsa (12/04/2020)
FREE THROW PERCENTAGE	.519 (14-27)	Oklahoma St. (11/25/2020)
	.524 (11-21)	Louisiana (01/15/2021)
REBOUNDS	23	Hardin-Simmons (12/11/2020)
	26	at La.-Monroe (01/08/2021)
	26	Dallas Christian (12/17/2020)
ASSISTS	11	Dallas Christian (12/17/2020)
	12	Howard Payne (12/22/2020)
	12	at Arkansas (12/02/2020)
	12	vs Northwestern St. (N) (11/28/2020)
STEALS	1	at Little Rock (01/02/2021)
	1	Oklahoma St. (11/25/2020)
BLOCKED SHOTS	0	Oklahoma St. (11/25/2020)
	1	Howard Payne (12/22/2020)
	1	Dallas Christian (12/17/2020)
TURNOVERS	10	Louisiana (01/15/2021)
	11	at La.-Monroe (01/09/2021)
	11	at La.-Monroe (01/08/2021)
	11	at Arkansas (12/02/2020)
FOULS	13	Little Rock (01/22/2021)
	14	Louisiana (01/16/2021)

UTA PLAYER GAME HIGHS

POINTS	31		Shahada Wells vs Louisiana (01/15/2021)
	25		Shahada Wells at La.-Monroe (01/08/2021)
	25		Sam Griffin at Little Rock (01/01/2021)
	22		Shahada Wells at Little Rock (01/02/2021)
	21		Shahada Wells vs Oklahoma St. (11/25/2020)
FIELD GOALS MADE	10		Shahada Wells at La.-Monroe (01/08/2021)
	10		Sam Griffin at Little Rock (01/01/2021)
FIELD GOAL ATTEMPTS	21		Shahada Wells vs Little Rock (01/22/2021)
	20		Shahada Wells at Little Rock (01/02/2021)
FIELD GOAL PERCENTAGE (min 5 made)	1.000	(5-5)	Lazaro Rojas vs Howard Payne (12/22/2020)
	.857	(6-7)	Fredelin De La Cruz vs Dallas Christian (12/17/2020)
3 PT FG MADE	6		Shahada Wells at Little Rock (01/02/2021)
	4		Sam Griffin at La.-Monroe (01/09/2021)
	4		Sam Griffin at La.-Monroe (01/08/2021)
	4		Sam Griffin at Little Rock (01/02/2021)
	4		Sam Griffin at Little Rock (01/01/2021)
	4		McKade Marquis vs Howard Payne (12/22/2020)
	4		Sam Griffin at Louisiana Tech (11/27/2020)
3 PT FG ATTEMPTS	12		Shahada Wells at Little Rock (01/02/2021)
	10		Sam Griffin at La.-Monroe (01/08/2021)
3 PT FG PERCENTAGE (min 2 made)	1.000	(3-3)	Jordan Phillips at La.-Monroe (01/09/2021)
	1.000	(2-2)	Grayson Carter vs Howard Payne (12/22/2020)
FREE THROWS MADE	10		Shahada Wells vs Louisiana (01/15/2021)
	9		Fredelin De La Cruz at Little Rock (01/01/2021)
FREE THROW ATTEMPTS	12		Fredelin De La Cruz vs Hardin-Simmons (12/11/2020)
	11		Shahada Wells vs Louisiana (01/15/2021)
FREE THROW PERCENTAGE (min 3 made)	1.000	(6-6)	Jordan Phillips at Little Rock (01/01/2021)
	1.000	(4-4)	Grayson Carter vs Louisiana (01/16/2021)
	1.000	(4-4)	Patrick Mwamba at La.-Monroe (01/09/2021)
	1.000	(4-4)	Shahada Wells at La.-Monroe (01/09/2021)
	1.000	(4-4)	Shahada Wells at La.-Monroe (01/08/2021)
	1.000	(4-4)	Lazaro Rojas vs Dallas Christian (12/17/2020)
	1.000	(4-4)	Brandyn Talbot vs Hardin-Simmons (12/11/2020)
	1.000	(4-4)	Sam Griffin at Arkansas (12/02/2020)
	1.000	(3-3)	Shahada Wells vs Howard Payne (12/22/2020)
	1.000	(3-3)	David Azore vs Dallas Christian (12/17/2020)
	1.000	(3-3)	Kaodirichi Akobundu-Ehiogu vs Dallas Christian (12/17/2020)
REBOUNDS	15		Fredelin De La Cruz vs Hardin-Simmons (12/11/2020)
	14		Kaodirichi Akobundu-Ehiogu vs Little Rock (01/22/2021)
ASSISTS	9		Sam Griffin vs Dallas Christian (12/17/2020)
	8		Sam Griffin at La.-Monroe (01/08/2021)
STEALS	7		Shahada Wells vs Little Rock (01/22/2021)
	5		Shahada Wells vs Oklahoma St. (11/25/2020)
BLOCKED SHOTS	7		Kaodirichi Akobundu-Ehiogu vs Louisiana (01/15/2021)
	5		Kaodirichi Akobundu-Ehiogu vs Louisiana (01/16/2021)
	5		Kaodirichi Akobundu-Ehiogu vs Dallas Christian (12/17/2020)
TURNOVERS	6		Jordan Phillips vs Little Rock (01/22/2021)
	5		Nicolas Elame at Little Rock (01/01/2021)

OPPONENT PLAYER GAME HIGHS

POINTS	27	Ben Coupet Jr. at Little Rock (01/01/2021)
	26	Ben Coupet Jr. at Little Rock (01/02/2021)
	25	Mylik Wilson vs Louisiana (01/16/2021)
	24	Moses Moody at Arkansas (12/02/2020)
	23	Josh Nicholas at La.-Monroe (01/08/2021)
	23	Ruot Monyyong at Little Rock (01/01/2021)
FIELD GOALS MADE	11	Josh Nicholas at La.-Monroe (01/08/2021)
	10	Ben Coupet Jr. at Little Rock (01/01/2021)
FIELD GOAL ATTEMPTS	18	Russell Harrison at La.-Monroe (01/09/2021)
	17	Cedric Russell vs Louisiana (01/16/2021)
FIELD GOAL PERCENTAGE (min 5 made)	.875 (7-8)	Ruot Monyyong at Little Rock (01/01/2021)
	.857 (6-7)	Elijah Joiner at Tulsa (12/04/2020)
	.857 (6-7)	Andrew Gordon at Louisiana Tech (11/27/2020)
3 PT FG MADE	6	Ben Coupet Jr. at Little Rock (01/02/2021)
	5	Mylik Wilson vs Louisiana (01/16/2021)
	5	Josh Nicholas at La.-Monroe (01/09/2021)
	5	Ben Coupet Jr. at Little Rock (01/01/2021)
3 PT FG ATTEMPTS	10	Ja'Kyrie Robinson vs Dallas Christian (12/17/2020)
	9	Marko Lukic vs Little Rock (01/22/2021)
	9	Luke Cox vs Howard Payne (12/22/2020)
	9	Jairus Roberson vs Northwestern St. (N) (11/28/2020)
3 PT FG PERCENTAGE (min 2 made)	1.000 (5-5)	Mylik Wilson vs Louisiana (01/16/2021)
	1.000 (5-5)	Josh Nicholas at La.-Monroe (01/09/2021)
	1.000 (3-3)	Jacolby Pemberton at Louisiana Tech (11/27/2020)
	1.000 (2-2)	Marko Lukic at Little Rock (01/01/2021)
	1.000 (2-2)	Aidan Walsh vs Hardin-Simmons (12/11/2020)
	1.000 (2-2)	Trenton Massner vs Northwestern St. (N) (11/28/2020)
FREE THROWS MADE	9	Nikola Maric vs Little Rock (01/23/2021)
	9	Ruot Monyyong at Little Rock (01/01/2021)
FREE THROW ATTEMPTS	11	Ruot Monyyong at Little Rock (01/01/2021)
	11	Tyrell Thompson vs Howard Payne (12/22/2020)
FREE THROW PERCENTAGE (min 3 made)	1.000 (6-6)	Marko Lukic at Little Rock (01/01/2021)
	1.000 (4-4)	Koreem Ozier at La.-Monroe (01/08/2021)
	1.000 (4-4)	Marko Andric at Little Rock (01/02/2021)
	1.000 (4-4)	Tyjuan Battles vs Dallas Christian (12/17/2020)
	1.000 (3-3)	Markquis Nowell vs Little Rock (01/23/2021)
	1.000 (3-3)	Will Bartoszek vs Hardin-Simmons (12/11/2020)
REBOUNDS	19	Ruot Monyyong vs Little Rock (01/23/2021)
	16	Mylik Wilson vs Louisiana (01/16/2021)
ASSISTS	8	Koreem Ozier at La.-Monroe (01/08/2021)
	8	Jaylan Ballou vs Howard Payne (12/22/2020)
STEALS	5	Markquis Nowell vs Little Rock (01/22/2021)
	4	Mylik Wilson vs Louisiana (01/16/2021)
	4	Elijah Gonzales at La.-Monroe (01/08/2021)
	4	Desi Sills at Arkansas (12/02/2020)
BLOCKED SHOTS	5	Ruot Monyyong vs Little Rock (01/22/2021)
	4	Ruot Monyyong vs Little Rock (01/23/2021)
	4	Theo Akwuba vs Louisiana (01/15/2021)
	4	Nikola Maric at Little Rock (01/01/2021)
TURNOVERS	7	Markquis Nowell vs Little Rock (01/22/2021)
	7	Nikola Maric at Little Rock (01/02/2021)
	7	Isaiah Palermo at Little Rock (01/01/2021)
FOULS	5	Tyrone Auzenne vs Dallas Christian (12/17/2020)
	5	Khalen Robinson at Arkansas (12/02/2020)

SINGLE-GAME INDIVIDUAL PROGRAM RECORDS

POINTS

Pts	Player	Opponent	Date
1. 44	Dink Ford	Texas Wesleyan	Dec. 28, 1964
2. 43	Steven Barber	at UTSA	Jan. 24, 2002
3. 41	Larry Moore	Centenary	Jan. 18, 1973
4. 39	Willie Brand	Prairie View A&M	Dec. 2, 1989
39	Jerry Janek	Texas Wesleyan	Dec. 29, 1962
6. 38	Erick Neal	Appalachian State	Feb. 1, 2018
38	Marquez Haynes	UTSA	Jan. 16, 2010
38	Steven Barber	Wichita State	Nov. 28, 2001
38	Mike Nau	Lamar	Feb. 14, 1967
10. 37	Erick Neal	Appalachian State	Mar. 9, 2018
37	Reger Dowell	Western Kentucky	Mar. 1, 2014
37	Leonard Wilson	ULM	Mar. 6, 1993
37	Eric Gore	North Texas	Feb. 25, 1991
37	Bruce Tibbetts	at McMurry	Jan. 30, 1965
15. 36	Marquez Haynes	vs. Texas A&M-Corpus Christi	Mar. 12, 2009
36	Keith Greene	McNeese State	Feb. 17, 2000
36	Sam Norton	at ULM	Mar. 5, 1984
36	Sam Norton	at Oral Roberts	Jan. 3, 1984
36	Eddie Stallings	Trinity	Feb. 1, 1969
36	Dink Ford	at Texas Wesleyan	Jan. 2, 1965
36	Bruce Tibbetts	at Texas Wesleyan	Jan. 2, 1965
36	John Reglin	at Texas Wesleyan	Jan. 25, 1964
23. 35	Erick Neal	at ULM	Feb. 15, 2018
35	Reger Dowell	Howard Payne	Nov. 13, 2014
35	Bobby Kenyon	Northwestern State	Feb. 27, 1992
35	Willie Brand	at Northwestern State	Feb. 16, 1991
35	Freddie Anderson	at North Texas	Jan. 14, 1976
35	Kenny Jenkins	at Denver	Jan. 10, 1976
35	Eddie Stallings	West Texas A&M	Jan. 2, 1969
35	Noel Roberts	Trinity	Jan. 5, 1963

FIELD GOALS MADE

FG	Player	Opponent	Date
1. 20	Larry Moore	Centenary	Jan. 18, 1973
2. 16	Cal Tate	Texas Wesleyan	Feb. 15, 1978
16	Ronnie Marsh	at Abilene Christian	Jan. 22, 1973
16	Mike Nau	Lamar	Feb. 14, 1967
16	Noel Roberts	Trinity	Dec. 28, 1962
6. 15	Robert Taylor	Texas Wesleyan	Dec. 17, 1996
15	Bobby Kenyon	Huston-Tillotson	Nov. 29, 1990
15	Sam Norton	ULM	Feb. 25, 1984
15	Sam Norton	at Arkansas State	Jan. 28, 1984
15	Eddie Stallings	Trinity	Feb. 1, 1969
15	Bruce Tibbetts	at McMurry	Jan. 30, 1965
12. 14	Sam Norton	at Oral Roberts	Jan. 3, 1984
14	Cal Tate	Texas Wesleyan	Feb. 15, 1978
14	Freeman Sparks	at McNeese State	Feb. 23, 1976
14	Freddie Anderson	at Louisiana Tech	Feb. 2, 1976
14	Freddie Anderson	at North Texas	Jan. 14, 1976
14	Kenny Jenkins	at Denver	Jan. 10, 1976
14	David Payne	Houston	Feb. 26, 1970
14	Sherman Evans	Tennessee Tech	Dec. 15, 1968
14	Dink Ford	vs. Texas Wesleyan	Dec. 12, 1964

FIELD GOAL ATTEMPTS

FGA	Player	Opponent	Date
1. 30	Mike Nau	Texas Wesleyan	Dec. 4, 1965
30	Noel Roberts	Trinity	Jan. 5, 1963
3. 29	Miles Robertson	Pepperdine	Dec. 9, 1977
29	Larry Moore	Centenary	Jan. 18, 1973
29	Sherman Evans	at Lamar	Feb. 16, 1970
6. 28	Eric Gore	University of Dallas	Dec. 8, 1990
28	Freddie Anderson	at Louisiana Tech	Feb. 2, 1976
8. 27	Marquez Haynes	North Texas	Nov. 18, 2009
27	Steven Barber	at Wichita State	Nov. 28, 2001
27	Robert Taylor	Texas Wesleyan	Dec. 17, 1996
27	Willie Brand	Sam Houston State	Jan. 11, 1990
27	Willie Brand	UTSA	Nov. 28, 1988
27	Sam Norton	at Oral Roberts	Jan. 3, 1984
14. 26	Cal Tate	Texas Wesleyan	Feb. 15, 1978
26	Ronnie Marsh	at Centenary	Feb. 5, 1973
26	Sherman Evans	Tennessee Tech	Dec. 15, 1969
26	Mike Nau	Lamar	Feb. 14, 1967

FIELD GOAL PERCENTAGE (Min. 5 Made)

Pct. (FG-A)	Player	Opponent	Date
1. 1.000 (10-10)	Jermaine Griffin	at Lamar	Feb. 14, 2008
1.000 (10-10)	Ike Mitchell	at Lamar	Jan. 18, 1986
1.000 (10-10)	Albert Culton	vs. Valpariso	Jan. 10, 1981
1.000 (9-9)	Erick Neal	at Rice	Nov. 29, 2015
1.000 (9-9)	Roger Shute	at TAMU-Kingsville	Jan. 19, 1976
1.000 (7-7)	Jorge Bilbao	at Louisiana	Feb. 7, 2015
1.000 (7-7)	Jermaine Griffin	UT Tyler	Nov. 11, 2006
1.000 (7-7)	Steven Thomas	at New Mexico State	Nov. 26, 2004
1.000 (6-6)	Andres Ibarguen	vs. Georgia Southern	Mar. 16, 2019
1.000 (6-6)	Johnny Hamilton	Rice	Nov. 29, 2017
1.000 (6-6)	Jordan Reves	Houston Baptist	Jan. 5, 2011
1.000 (6-6)	Keith Howell	UT Permian Basin	Dec. 5, 2003
1.000 (6-6)	Donald Harris	at Baylor	Nov. 21, 2001
1.000 (5-5)	LAZARO ROJAS	HOWARD PAYNE	DEC. 22, 2020
1.000 (5-5)	Jabari Narcis	at #8 Gonzaga	Nov. 19, 2019
1.000 (5-5)	Link Kabadyundi	at Alabama	Nov. 21, 2017
1.000 (5-5)	Kennedy Eubanks	at Georgia Southern	Feb. 4, 2016
1.000 (5-5)	Anthony Walker	at South Alabama	Mar. 8, 2014
1.000 (5-5)	Anthony Walker	at Oklahoma	Dec. 17, 2013
1.000 (5-5)	Vincent Dillard	Samford	Nov. 12, 2013
1.000 (5-5)	Brandon Edwards	Central Arkansas	Feb. 7, 2011
1.000 (5-5)	Anthony Vereen	vs. Schreiner	Nov. 26, 2007
1.000 (5-5)	Jermaine Griffin	vs. UC Riverside	Nov. 12, 2007
1.000 (5-5)	Jermaine Griffin	San Diego	Dec. 4, 2004
1.000 (5-5)	Bill Washington	at Arkansas State	Dec. 6, 1997
1.000 (5-5)	Jesse Kemp	Lamar	Jan. 22, 1976

3-POINTERS MADE

No.	Player	Opponent	Date
1. 9	Erick Neal	at ULM	Feb. 15, 2018
9	Willie Brand	Northwestern State	Feb. 14, 1991
3. 8	Eric Gore	at Charleston Southern	Dec. 28, 1991
4. 7	Erick Neal	Georgia State	Feb. 24, 2018
7	Kevin Hervey	at Louisiana	Mar. 4, 2017
7	Jamel Outler	vs Houston Baptist	Nov. 22, 2014
7	Kevin Butler	at Idaho	Feb. 14, 2013
7	LaMarcus Reed III	at A&M-Corpus Christi	Mar. 2, 2011
7	Roge'r Guignard	at UTSA	Feb. 20, 2008
7	Roge'r Guignard	vs. Hardin-Simmons	Dec. 29, 2007
7	Brady Dawkins	at Nicholls	Feb. 23, 2006
7	Jabari Johnson	at ULM	Mar. 1, 2001
7	Jabari Johnson	McNeese State	Jan. 27, 2000
7	Ronald Smith	McNeese State	Feb. 13, 1993
7	Ronald Smith	Stephen F. Austin	Jan. 23, 1993
7	Darrell Harmon	UTSA	Jan. 2, 1992
7	Glover Cody	McNeese State	Feb. 21, 1991
7	Rodrick Ford	UT Pan American	Dec. 19, 1988
7	Rodrick Ford	at UT Pan American	Dec. 19, 1987

3-POINT ATTEMPTS

No.	Player	Opponent	Date
1. 17	Roge'r Guignard	at UTSA	Feb. 20, 2008
2. 16	Roge'r Guignard	at Texas Southern	Dec. 20, 2006
16	Robert Mays	Nicholls	Dec. 3, 1990
4. 15	Erick Neal	at South Alabama	Jan. 16, 2016
15	Reger Dowell	at Georgia State	Feb. 1, 2014
15	Jabari Johnson	McNeese State	Jan. 27, 2000
15	Leonard Wilson	at Northwestern State	Feb. 1, 1992
15	Bobby Kenyon	McNeese State	Feb. 21, 1991
15	Ronnie Pruitt	McNeese State	Feb. 21, 1991
10. 14	Erick Neal	at Georgia State	Jan. 25, 2018
14	Reger Dowell	Troy	Jan. 23, 2014
14	Ronald Smith	Stephen F. Austin	Jan. 23, 1993
14	Eric Gore	at Stephen F. Austin	Jan. 11, 1992
14	Eric Gore	at Charleston Southern	Dec. 28, 1991
14	Robert Mays	at New Mexico	Nov. 23, 1990
16. 13	Edric Dennis	at Coastal Carolina	Jan. 12, 2019
13	Kevin Hervey	Georgia State	Feb. 24, 2018
13	Brandon Long	at Houston Baptist	Nov. 29, 2008
13	Brandon Long	at Texas Southern	Dec. 20, 2006
13	Steven Barber	McNeese State	Jan. 27, 2000
13	Anthony Durham	McNeese State	Jan. 30, 1997
13	Willie Brand	Sam Houston State	Jan. 11, 1990
13	Willie Brand	UTSA	Nov. 28, 1988

3-POINT PERCENTAGE (Min. 5 Made)

Pct. (FG-A)	Player	Opponent	Date
1. 1.000 (7-7)	Kevin Butler	at Idaho	Feb. 14, 2013
1.000 (5-5)	Jabari Narcis	at #8 Gonzaga	Nov. 19, 2019
1.000 (5-5)	Scott Cross	UTSA	Feb. 14, 1998



SINGLE-GAME INDIVIDUAL PROGRAM RECORDS

FREE THROWS MADE

No.	Player	Opponent	Date
1. 20	Paul Renfro	Louisiana	Feb. 19, 1979
2. 19	Eddie Stallings	West Texas A&M	Jan. 2, 1969
3. 18	Dink Ford	TAMU-Commerce	Dec. 12, 1964
4. 17	Jerry Janek	Texas Wesleyan	Dec. 29, 1962
5. 16	Steven Thomas	San Diego	Dec. 4, 2004
16	Steven Thomas	at UTSA	Jan. 10, 2004
16	Dink Ford	vs. Texas Wesleyan	Dec. 29, 1964
16	Jerry Janek	vs. Texas Wesleyan	Dec. 29, 1962
9. 15	Edric Dennis	vs. Little Rock	Jan. 19, 2019
15	Reger Dowell	Western Kentucky	Mar. 1, 2014
15	Paul Renfro	McNeese State	Feb. 3, 1979
15	Harvey Harris	Lamar	Dec. 18, 1962
13. 14	Scott Cross	Air Force	Dec. 22, 1997
14	Eddie Stallings	at Texas Tech	Jan. 20, 1968
14	Dink Ford	Angelo State	Feb. 8, 1966
14	Jay Hawley	vs. Texas Wesleyan	Dec. 29, 1960
14	LaMarcus Reed	at UTSA	Mar. 3, 2012

FREE THROW ATTEMPTS

No.	Player	Opponent	Date
1. 22	Eddie Stallings	West Texas A&M	Jan. 18, 1969
22	Steven Thomas	ULM	Jan. 22, 2005
3. 21	Jerry Janek	Texas Wesleyan	Dec. 29, 1962
4. 20	Glover Cody	at Georgia State	Dec. 15, 1990
20	Paul Renfro	Louisiana	Feb. 19, 1979
6. 19	Bruce Tibbetts	Austin College	Dec. 10, 1964
7. 18	Reger Dowell	Western Kentucky	Mar. 1, 2014
18	Steven Thomas	Northwestern State	Jan. 12, 2005
18	Steven Barber	at Sam Houston State	March 6, 2001
18	Dink Ford	vs. Texas Wesleyan	Dec. 29, 1964

FREE THROW PERCENTAGE (Min. 10 Att.)

Pct. (FG-A)	Player	Opponent	Date
1. 1.000 (20-20)	Paul Renfro	at Louisiana	Feb. 19, 1979
1.000 (13-13)	Eddie Stallings	at Houston	Feb. 22, 1968
1.000 (12-12)	Jordan Reves	at McNeese State	Feb. 22, 2012
1.000 (12-12)	Derrick Obasohan	at Nicholls	Feb. 28, 2004
1.000 (12-12)	Brian Myers	at Northwestern State	Feb. 22, 1996
1.000 (12-12)	Paul Renfro	McNeese State	Jan. 28, 1980
1.000 (11-11)	Brandon Edwards	at South Alabama	Mar. 8, 2014
1.000 (11-11)	Rodrick Epps	at Texas State	Feb. 3, 2007
1.000 (11-11)	Keith Howell	at Northwestern State	Jan. 30, 2003
1.000 (11-11)	Melvin Polk	at TCU	Dec. 1, 1979
1.000 (11-11)	Paul Renfro	at Wichita State	Dec. 8, 1978
1.000 (11-11)	Mike Nau	vs. Austin College	Dec. 29, 1965
1.000 (10-10)	Rodrick Epps	at AMCC	Feb. 19, 2007
1.000 (10-10)	Reggie Brown	North Texas	Feb. 3, 1996
1.000 (10-10)	Keith Cornett	at Northwestern State	Feb. 4, 1995
1.000 (10-10)	Ricky Leggett	at Baylor	Dec. 16, 1980
1.000 (10-10)	Melvin Polk	at Baylor	Dec. 16, 1980

REBOUNDS

No.	Player	Opponent	Date
1. 24	Albert Culton	vs. Northeastern	Jan. 9, 1981
2. 23	Bruce Tibbetts	Austin College	Dec. 10, 1964
23	Jerry Janek	vs. Texas Wesleyan	Dec. 29, 1962
4. 22	Jermaine Griffin	UT Permian Basin	Dec. 1, 2005
5. 21	Mike Nau	Texas Wesleyan	Dec. 4, 1965
21	Mike Nau	Austin College	Dec. 13, 1966
21	Bruce Tibbetts	at McMurry	Jan. 30, 1965
8. 20	Sam Norton	McNeese State	Feb. 11, 1984
20	Mike Nau	Lamar	Feb. 14, 1967
20	Sherman Evans	at Samford	Dec. 18, 1971
11. 19	Brandon Edwards	at Troy	Mar. 6, 2014
19	Johnny McDowell	Sam Houston State	Jan. 21, 1993
19	Donny Beachum	UT Pan American	Jan. 21, 2004
19	John Reglin	Lamar	Feb. 14, 1967
19	John Reglin	Lamar	Jan. 8, 1966
19	Sam Norton	ULM	Feb. 2, 1984
19	Sherman Evans	Arkansas	Dec. 13, 1970

OFFENSIVE REBOUNDS (Since 1983-84)

No.	Player	Opponent	Date
1. 12	Johnny McDowell	UTSA	Jan. 2, 1992
12	Sam Norton	McNeese State	Feb. 11, 1984
3. 11	Eric Gore	University of Dallas	Dec. 8, 1990
11	Sam Norton	Louisiana Tech	Mar. 1, 1984
11	Sam Norton	at Oral Roberts	Jan. 3, 1984
6. 10	Eric Gore	at ULM	Feb. 16, 1991
10	Michael Beasley	Morehead State	Jan. 3, 1989
8. 9	Johnny Hamilton	vs. Georgia State	Mar. 1, 2018
9	Bill Washington	at Northwestern State	Feb. 18, 1999
9	Bill Washington	at UTSA	Jan. 10, 1998
9	Robert Taylor	Texas Wesleyan	Dec. 17, 1996
9	Johnny McDowell	Sul Ross State	Dec. 4, 1992
9	Johnny McDowell	at Northwestern State	Feb. 1, 1992
9	Leonard Wilson	Nicholls	Dec. 3, 1990
9	Bill Nygard	Huston-Tillotson	Nov. 29, 1990

DEFENSIVE REBOUNDS (Since 1983-84)

No.	Player	Opponent	Date
1. 14	Jermaine Griffin	UT Permian Basin	Dec. 1, 2005
14	Robert Taylor	ULM	Feb. 27, 1997
14	Sam Norton	North Texas	Feb. 9, 1984
14	Sam Norton	ULM	Feb. 2, 1984
5. 13	David Azore	at Texas State	Feb. 2, 2019
13	Kevin Hervey	at UTRGV	Dec. 16, 2018
13	Kevin Hervey	South Alabama	Feb. 25, 2017
13	Mack Callier	at Sam Houston State	Feb. 17, 2003
13	David Allen	North Texas	Jan. 14, 1989
10. 12	David Azore	at Georgia Southern	Dec. 21, 2019
12	Kevin Hervey	Appalachian State	Feb. 1, 2018
12	Kevin Hervey	at Loyola Marymount	Dec. 22, 2016
12	Larry Posey	UTSA	Feb. 15, 2007
12	Steven Thomas	at Stephen F. Austin	Jan. 26, 2006
12	Anthony Durham	Northwestern State	Mar. 1, 1997
12	Bill Washington	Jarvis Christian	Dec. 2, 1996
12	Johnny McDowell	Sam Houston State	Jan. 21, 1993
12	Johnny McDowell	at Nicholls	Jan. 16, 1993
12	Johnny McDowell	vs. Gonzaga	Dec. 11, 1992
20. 11	DAVID AZORE	AT LOUISIANA TECH	NOV. 27, 2020
11	David Azore	at Appalachian State	Jan. 10, 2019
11	Johnny Hamilton	at Northern Iowa	Dec. 7, 2017
11	Kevin Hervey	at Grand Canyon	Nov. 20, 2014
11	Brandon Edwards	vs. ULM	Mar. 13, 2014
11	Brandon Edwards	at Troy	Mar. 6, 2014
11	Brandon Edwards	Samford	Nov. 12, 2013
11	LaMarcus Reed III	vs. Southeastern La	Feb. 19, 2011
11	Steven Thomas	SE Louisiana	Jan. 19, 2006
11	Steven Thomas	at South Florida	Dec. 29, 2004
11	Mack Callier	at Sam Houston State	Mar. 6, 2001
11	Mack Callier	Texas State	Feb. 12, 2001
11	Brian Myers	TAMU-Commerce	Dec. 11, 1993

ASSISTS

No.	Player	Opponent	Date
1. 17	Jermaine Johnson	at Sam Houston State	Dec. 28, 1998
2. 16	Sean Miller	at Northwestern State	Feb. 19, 1994
3. 15	Erick Neal	at Niagara	Nov. 25, 2017
15	Glover Cody	North Texas	Feb. 15, 1992
15	Glover Cody	at Northwestern State	Feb. 14, 1991
15	Glover Cody	at Sam Houston State	Jan. 25, 1991
6. 13	Erick Neal	UT Dallas	Nov. 27, 2017
13	Erick Neal	at BYU	Mar. 15, 2017
13	Erick Neal	Louisiana	Jan. 23, 2017
13	Erick Neal	UT Dallas	Dec. 5, 2016
13	Glover Cody	at Iowa State	Dec. 10, 1991
13	Glover Cody	vs. Army	Nov. 24, 1990
13	Ronnell Peters	at ULM	Feb. 25, 1984
13	Ricky Leggett	at Denver	Dec. 12, 1978
13	Jesse Kemp	McNeese State	Feb. 28, 1977
13	David Payne	at UT Pan American	Jan. 18, 1971
13	David Payne	at Texas Wesleyan	Dec. 16, 1969



SINGLE-GAME INDIVIDUAL PROGRAM RECORDS

BLOCKED SHOTS

No.	Player	Opponent	Date
1. 9	Paul Renfro	Texas Wesleyan	Jan. 18, 1980
2. 8	Miles Robertson	Louisiana Tech	Mar. 1, 1979
3. 7	KAO. AKOBUNDU-EHIOGU	LOUISIANA	JAN. 15, 2021
7	Johnny Hamilton	at Georgia State	Jan. 25, 2018
5. 6	Johnny Hamilton	Georgia Southern	Feb. 22, 2018
6	Brandon Williams	vs Howard Payne	Dec. 20, 2014
6	Jordan Reves	at San Jose State	Jan. 28, 2013
6	Jordan Reves	vs. Louisiana Tech	Jan. 5, 2013
6	Jermaine Griffin	at Western Illinois	Dec. 4, 2006
6	Miles Robertson	St. Edward's	Nov. 26, 1977
6	Trey Parker	Sam Houston State	Jan. 30, 2008
12.5	KAO. AKOBUNDU-EHIOGU	DALLAS CHRISTIAN	DEC. 17, 2020
5	Brandon Edwards	ULM	Jan. 9, 2014
5	Jermaine Griffin	at Texas State	Feb. 3, 2007
5	Jermaine Griffin	UT Tyler	Nov. 11, 2006
5	Roy Johnson	at Northwestern State	Feb. 26, 2004
5	Jermaine Johnson	at UTSA	Jan. 7, 1999
5	Johnny McDowell	McNeese State	Jan. 25, 1992
5	Ralph McPherson	Arkansas State	Feb. 16, 1981
5	Albert Culton	McNeese State	Feb. 7, 1981

STEALS

No.	Player	Opponent	Date
1. 8	Bill Washington	McNeese State	Jan. 27, 2000
8	Leonard Wilson	Nicholls	Dec. 3, 1990
3. 7	SHAHADA WELLS	LITTLE ROCK	JAN. 22, 2021
7	Bill Washington	Stephen F. Austin	Feb. 11, 1999
7	Bill Washington	McMurry	Nov. 24, 1998
7	Glover Cody	at North Texas	Feb. 28, 1991
7	Rodrick Ford	US International	Feb. 5, 1987
7	Rodrick Ford	at Stephen F. Austin	Jan. 16, 1987
7	Ronnell Peters	Arkansas State	Feb. 1, 1986

TURNOVERS

No.	Player	Opponent	Date
1. 12	Ricky Leggett	at Lamar	Mar. 4, 1978
2. 11	Erick Neal	at Georgia Southern	Jan. 27, 2018
11	Johnny Hill	at Georgia State	Jan. 15, 2015
11	Ronnie Marsh	at Hardin-Simmons	Feb. 2, 1974
5. 10	Lonnie McClanahan	at Texas State	Jan. 18, 2014
10	Josh Daniel	ULM	Mar. 7, 2003
10	Miles Robertson	at Lamar	Feb. 10, 1979
10	Ricky Leggett	at Baylor	Dec. 16, 1980
10	Greg Stuckey	at Lamar	Feb. 24, 1977

MINUTES PLAYED (Since 1973-74)

No.	Player	Opponent	Date
1. 50	Jermaine Johnson	at Sam Houston State	Dec. 28, 1998
2. 49	Keith Howell	ULM	Mar. 7, 2003
49	Donald Harris	at Sam Houston State	Dec. 28, 1998
4. 47	Rickey Leggett	McNeese State	Jan. 28, 1980
47	Jeffrey Stewart	McNeese State	Jan. 28, 1980
47	Miles Robertson	at Pepperdine	Dec. 9, 1977
47	Cal Tate	at Pepperdine	Dec. 9, 1977
8. 46	Rodrick Epps	at TCU	Nov. 18, 2006
46	Larry Posey	at TCU	Nov. 18, 2006
46	Donald Harris	at Stephen F. Austin	Feb. 6, 1999
46	Bill Washington	at Stephen F. Austin	Feb. 6, 1999
12. 45	Jarrett Howell	at Sam Houston State	Mar. 7, 2006
45	Josh Daniel	ULM	Mar. 7, 2003
45	Keith Greene	at Stephen F. Austin	Feb. 6, 1999
45	Reggie Brown	Sam Houston State	Feb. 13, 1997
45	Doug Gann	vs. UNC Wilmington	Dec. 30, 1989
45	Danny Johnson	Texas Southern	Jan. 13, 1983
45	Ronny Newton	Louisiana Tech	Feb. 21, 1977
45	Greg Stuckey	Louisiana Tech	Feb. 21, 1977
45	Jesse Kemp	Louisiana Tech	Feb. 21, 1977
45	Darnell Johnson	Louisiana Tech	Feb. 21, 1977
45	Jesse Kemp	North Texas	Jan. 12, 1977



SINGLE-GAME TEAM PROGRAM RECORDS

POINTS

Total (Score)	Opponent	Date
1. 154 (154-85)	Huston-Tillotson	Nov. 29, 1990
2. 149 (149-86)	University of Dallas	Dec. 8, 1990
3. 138 (138-135, 3OT)	Lamar	Feb. 14, 1967
4. 130 (130-64)	Huston-Tillotson	Nov. 28, 1991
5. 126 (126-73)	Texas Wesleyan	Dec. 7, 1981
6. 124 (124-123, 3OT)	at Sam Houston State	Dec. 28, 1998
7. 121 (121-61)	Schreiner	Dec. 3, 1992
8. 118 (118-84)	at Texas State	Feb. 9, 1991
9. 117 (117-53)	HOWARD PAYNE	DEC. 22, 2020
10. 117 (117-115)	Nicholls	Dec. 3, 1990
11. 116 (116-87)	St. Edward's	Nov. 26, 1977
12. 115 (115-109)	North Texas	Feb. 25, 1991
115 (115-100)	Texas Wesleyan	Jan. 2, 1965
14. 114 (114-78)	Texas Wesleyan	Dec. 17, 1968
15. 113 (113-81)	vs. San Francisco	Nov. 29, 1991
113 (113-104)	at Georgia State	Dec. 15, 1990
113 (113-85)	SE Louisiana	Dec. 1, 1990
113 (113-109, OT)	at Texas Wesleyan	Jan. 30, 1968
19. 111 (111-64)	Howard Payne	Nov. 13, 2013
111 (111-77)	McNeese State	Feb. 7, 1981
111 (111-92)	Abilene Christian	Jan. 31, 1970
111 (111-120)	Lamar	Feb. 6, 1968
23. 110 (110-103)	at Texas State	Feb. 3, 2007
110 (110-85)	Georgia State	Dec. 7, 1991
110 (110-92)	Texas Wesleyan	Jan. 8, 1987
110 (110-116)	at Sam Houston State	Dec. 11, 1967
110 (110-93)	Texas Wesleyan	Dec. 3, 1964
28. 109 (109-48)	DALLAS CHRISTIAN	DEC. 17, 2020
109 (109-96)	Hardin-Simmons	Dec. 11, 1978
30. 108 (108-71)	Louisiana	Jan. 23, 2017
108 (108-84)	at Nicholls	Jan. 2, 1991
108 (108-103)	UT Pan American	Feb. 26, 1968
108 (108-116)	Angelo State	Dec. 21, 1967
108 (108-95)	Trinity	Jan. 10, 1966
35. 107 (107-65)	Texas A&M-Kingsville	Nov. 29, 1982
36. 106 (106-76)	Tarleton State	Nov. 29, 1986
106 (106-116)	at Drake	Dec. 22, 1979
106 (106-72)	Abilene Christian	Feb. 19, 1973
39. 105 (105-89)	at BYU	Mar. 15, 2017
105 (105-63)	Austin College	Jan. 30, 2007
105 (105-91)	Sul Ross State	Dec. 4, 1992
42. 104 (104-106)	Louisiana	Feb. 27, 1978
104 (104-100)	vs. Texas Wesleyan	Dec. 28, 1964
44. 103 (103-45)	Hardin-Simmons	Dec. 29, 2001
103 (103-88)	McNeese State	Feb. 20, 1992
103 (103-86)	Texas Wesleyan	Jan. 19, 1981
103 (103-115)	at Louisiana	Feb. 19, 1979
103 (103-70)	at Tarleton State	Feb. 1, 1966
103 (103-92)	Lamar	Feb. 27, 1965
50. 102 (102-72)	Texas Southern	Nov. 14, 2007
102 (102-108)	Denver	Dec. 12, 1977
102 (102-104, 2OT)	Texas Southern	Jan. 13, 1983
102 (102-90)	Texas Wesleyan	Dec. 4, 1965
102 (102-88)	at Texas Wesleyan	Jan. 25, 1964
55. 101 (101-85)	vs. Texas Wesleyan	Dec. 22, 2009
101 (101-123)	at Northwestern State	Feb. 19, 1994
101 (101-45)	Austin College	Dec. 3, 1991
101 (101-95)	Texas State	Jan. 12, 1991
101 (101-105, OT)	North Texas	Jan. 12, 1977
101 (101-110)	at North Texas	Jan. 14, 1976
101 (101-82)	UT Pan American	Jan. 21, 1971
101 (101-110)	Texas Wesleyan	Dec. 13, 1967
63. 100 (100-97, 2OT)	at UTSA	Jan. 17, 2009
100 (100-85)	McNeese State	Feb. 18, 1995
100 (100-97, 2OT)	TAMU-Commerce	Dec. 11, 1993
100 (100-78)	at Sam Houston State	Feb. 20, 1993
100 (100-90)	North Texas	Feb. 15, 1992
100 (100-79)	US International	Feb. 5, 1987
100 (100-87)	McNeese State	Mar. 3, 1981
100 (100-74)	Hardin-Simmons	Jan. 12, 1981
100 (100-85)	McNeese State	Feb. 3, 1979
100 (100-89)	at Angelo State	Jan. 1, 1970
100 (100-92)	West Texas A&M	Mar. 1, 1968

In A Loss

111 (111-120)	Lamar	Feb. 6, 1968
---------------	-------	--------------

POINTS IN AN OVERTIME GAME

Total (Score)	Opponent	Date
1. 138 (138-135, 3OT)	Lamar	Feb. 14, 1967
2. 124 (124-123, 3OT)	at Sam Houston State	Dec. 28, 1998
3. 118 (118-117, 4OT)	Hardin-Simmons	Dec. 11, 1971
4. 113 (113-109, OT)	at Texas Wesleyan	Jan. 30, 1968
5. 102 (102-104, 2OT)	Texas Southern	Jan. 13, 1983
6. 101 (101-105, OT)	North Texas	Jan. 12, 1977
7. 100 (100-97, 2OT)	at UTSA	Jan. 17, 2009
100 (100-97, 2OT)	Texas A&M Commerce	Dec. 11, 1993

POINTS AT HOME

Total (Score)	Opponent	Date
1. 154 (154-85)	Huston-Tillotson	Nov. 29, 1990
2. 149 (149-86)	University of Dallas	Dec. 8, 1990
3. 138 (138-135, 3OT)	Lamar	Feb. 14, 1967
4. 130 (130-64)	Huston-Tillotson	Nov. 28, 1991
5. 126 (126-73)	Texas Wesleyan	Dec. 7, 1981
6. 121 (121-61)	Schreiner	Dec. 3, 1992
7. 118 (118-117, 4OT)	Hardin-Simmons	Dec. 11, 1971
8. 117 (117-53)	HOWARD PAYNE	DEC. 22, 2020
117 (117-115)	Nicholls	Dec. 3, 1990
10. 116 (116-87)	St. Edward's	Nov. 26, 1977
11. 115 (115-100)	Texas Wesleyan	Jan. 2, 1965

In Conference Play

117 (117-115)	Nicholls	Dec. 3, 1990
vs. Non-Conference Opponent		
154 (154-85)	Huston-Tillotson	Nov. 29, 1990

POINTS ON THE ROAD

Total (Score)	Opponent	Date
1. 124 (124-123, 3OT)	at Sam Houston State	Dec. 28, 1998
2. 118 (118-84)	at Texas State	Feb. 9, 1991
3. 113 (113-104)	at Georgia State	Dec. 15, 1990
113 (113-109, OT)	at Texas Wesleyan	Jan. 30, 1968
5. 110 (110-103)	at Texas State	Feb. 3, 2007
110 (110-116)	at Sam Houston State	Dec. 11, 1967
7. 108 (108-84)	at Nicholls	Jan. 2, 1991
8. 106 (106-116)	at Drake	Dec. 22, 1979
9. 103 (103-72)	at SE Louisiana	Jan. 4, 1991
103 (103-115)	at Louisiana	Feb. 19, 1979
103 (103-70)	at Tarleton State	Feb. 1, 1966

POINTS AT A NEUTRAL SITE

Total (Score)	Opponent	Date
1. 113 (113-81)	vs. San Francisco	Nov. 29, 1991
2. 104 (104-100)	vs. Texas Wesleyan	Dec. 28, 1964

LARGEST COMBINED SCORE

Total (Score)	Opponent	Date
1. 273 (138-135, 3OT)	Lamar	Feb. 14, 1967
2. 247 (124-123, 3OT)	at Sam Houston State	Dec. 28, 1998
3. 239 (154-85)	Huston-Tillotson	Nov. 29, 1990
4. 235 (149-86)	University of Dallas	Dec. 8, 1990
235 (118-117, 4OT)	Hardin-Simmons	Dec. 11, 1971
6. 232 (117-115)	Nicholls	Dec. 3, 1990
7. 231 (111-120)	Lamar	Feb. 6, 1968
8. 226 (110-116)	at Sam Houston State	Dec. 11, 1967
9. 224 (101-123)	at Northwestern State	Feb. 19, 1994
224 (115-109)	North Texas	Feb. 25, 1991
224 (108-116)	Angelo State	Dec. 21, 1967

POINTS IN A HALF

Total (Half)	Opponent	Date
1. 90 (2nd)	Huston-Tillotson	Nov. 29, 1990
2. 78 (1st)	University of Dallas	Dec. 8, 1990
3. 72 (2nd)	at Texas State	Feb. 9, 1991
4. 71 (2nd)	University of Dallas	Dec. 8, 1990
5. 70 (2nd)	at SE Louisiana	Jan. 4, 1991
6. 69 (2nd)	Nicholls	Jan. 24, 1998
69 (2nd)	at Georgia State	Dec. 15, 1990
69 (1st)	Austin College	Dec. 13, 1966
9. 68 (2nd)	Louisiana	Jan. 23, 2017
68 (2nd)	at Nicholls	Jan. 2, 1991
11. 67 (1st)	HOWARD PAYNE	DEC. 22, 2020
67 (2nd)	Texas Wesleyan	Dec. 7, 1981



SINGLE-GAME TEAM PROGRAM RECORDS

FIELD GOALS MADE

Total	Opponent	Date
1. 60	Huston-Tillotson	Nov. 29, 1990
2. 57	Lamar	Feb. 14, 1967
3. 53	University of Dallas	Dec. 8, 1990
53	Texas Wesleyan	Dec. 7, 1981
5. 50	Huston-Tillotson	Nov. 26, 1991
6. 47	St. Edward's	Nov. 26, 1977
47	at Texas Wesleyan	Jan. 30, 1968
8. 46	HOWARD PAYNE	DEC. 22, 2020
9. 45	Schreiner	Dec. 3, 1992
45	Abilene Christian	Jan. 31, 1970
11. 44	Nicholls	Dec. 3, 1990
44	Tarleton State	Nov. 29, 1986
44	North Texas	Jan. 12, 1977
44	UT Pan American	Jan. 21, 1971
44	Texas Wesleyan	Dec. 17, 1968

FIELD GOALS ATTEMPTED

Total	Opponent	Date
1. 122	Huston-Tillotson	Nov. 29, 1990
2. 105	at New Mexico	Nov. 23, 1990
3. 102	University of Dallas	Dec. 8, 1990
102	Nicholls	Dec. 3, 1990
5. 101	Hardin-Simmons	Dec. 11, 1971
6. 100	South Dakota State	Dec. 6, 1971
7. 98	North Texas	Jan. 12, 1977
8. 97	Lamar	Feb. 14, 1967
9. 95	Texas Wesleyan	Dec. 4, 1965
10. 94	at Denver	Jan. 8, 1975
94	Texas Wesleyan	Dec. 3, 1964

FIELD GOAL PERCENTAGE (Min. 30 Made)

Pct. (FG-A)	Opponent	Date
1. .723 (34-47)	UT Tyler	Dec. 22, 2004
2. .680 (53-78)	Texas Wesleyan	Dec. 7, 1981
3. .667 (34-51)	Central Arkansas	Feb. 7, 2011
.667 (32-48)	vs. Valparaiso	Jan. 10, 1981
5. .660 (40-62)	at Texas Wesleyan	Jan. 2, 1965
6. .653 (32-49)	at ULM	Feb. 1, 2003
7. .642 (34-53)	vs. Georgia State	Dec. 22, 1984
8. .639 (39-61)	vs. Schreiner	Nov. 26, 2007
9. .635 (33-52)	at UTSA	Feb. 19, 1996
10. .630 (42-67)	Oklahoma State	Jan. 14, 1984
.630 (36-57)	Oral Roberts	Jan. 23, 1982

3-POINTERS MADE

Total	Opponent	Date
1. 17	Bradley	Dec. 8, 2015
2. 16	HOWARD PAYNE	DEC. 22, 2020
16	Texas State	Jan. 12, 1991
4. 15	UT Dallas	Nov. 5, 2019
15	at South Alabama	Feb. 28, 2019
15	at Arkansas State	Jan. 13, 2018
15	Coastal Carolina	Dec. 31, 2016
15	at Northwestern State	Jan. 6, 2000
15	at TCU	Dec. 19, 1999
15	UTSA	Jan. 2, 1992
15	at Northwestern State	Feb. 14, 1991
15	Huston-Tillotson	Nov. 29, 1990
13. 14	Georgia Southern	Jan. 2, 2016
14	UT Tyler	Nov. 16, 2010
14	McNeese State	Jan. 27, 2000
14	at Nicholls	Jan. 15, 2000
14	vs. San Francisco	Nov. 29, 1991
14	at SE Louisiana	Jan. 4, 1991

3-POINTERS ATTEMPTED

Total	Opponent	Date
1. 42	HOWARD PAYNE	DEC. 22, 2020
42	at South Alabama	Jan. 16, 2016
3. 40	at Northwestern State	Feb. 1, 1992
4. 39	McNeese State	Jan. 27, 2000
39	at ULM	Jan. 8, 2000
39	Nicholls	Dec. 3, 1990
7. 38	DALLAS CHRISTIAN	DEC. 17, 2020
38	Little Rock	Jan. 23, 2016
38	Coastal Carolina	Dec. 31, 2016
38	at Texas Southern	Dec. 20, 2006
11. 37	UT Dallas	Nov. 5, 2019
37	at North Texas	Nov. 30, 2010
13. 36	at Nevada	Nov. 12, 2019
36	Rice	Nov. 29, 2017
36	McNeese State	Feb. 21, 1991
36	Huston-Tillotson	Nov. 29, 1990

3-POINT PERCENTAGE (Min. 10 Made)

Pct. (FG-A)	Opponent	Date
1. .706 (12-17)	McNeese State	Feb. 18, 1995
2. .700 (14-20)	at SE Louisiana	Jan. 4, 1991
3. .625 (10-16)	Appalachian State	Feb. 1, 2018
4. .619 (13-21)	Houston Baptist	Nov. 22, 2014
5. .577 (15-26)	at South Alabama	Feb. 28, 2019
6. .556 (15-27)	at Arkansas State	Jan. 13, 2018
7. .545 (12-22)	at Troy	Mar. 2, 2019
.545 (12-22)	at Georgia Southern	Feb. 20, 2017

FREE THROWS MADE

Total	Opponent	Date
1. 42	Schreiner	Dec. 3, 1992
2. 41	Sam Houston State	Dec. 9, 1968
3. 38	San Diego	Dec. 4, 2004
4. 36	McNeese State	Feb. 3, 1979
36	Missouri-Rolla	Dec. 18, 1968
6. 35	Texas Lutheran	Nov. 12, 2010
35	at Texas State	Feb. 3, 2007
35	at Georgia State	Dec. 15, 1990
35	West Texas A&M	Jan. 2, 1969
35	at Texas Wesleyan	Jan. 2, 1965

FREE THROW ATTEMPTS

Total	Opponent	Date
1. 60	Sam Houston State	Dec. 9, 1968
2. 54	McNeese State	Feb. 23, 1981
3. 52	North Texas	Feb. 25, 1991
4. 49	Hardin-Simmons	Dec. 11, 1971
5. 48	North Texas	Jan. 12, 1980
48	Missouri-Rolla	Dec. 18, 1968
7. 47	San Diego	Dec. 4, 2004
8. 46	Texas Lutheran	Nov. 12, 2010
46	at Texas State	Jan. 30, 2010
46	at Arkansas	Nov. 22, 1999
46	UTSA	Dec. 4, 1989
46	West Texas A&M	Jan. 2, 1969

FREE THROW PERCENTAGE (Min. 20 Made)

Pct. (FT-A)	Opponent	Date
1. .964 (27-28)	at Houston	Feb. 22, 1968
2. .952 (20-21)	at Northwestern State	Mar. 8, 2005
3. .917 (33-36)	at Louisiana	Feb. 19, 1979
4. .875 (21-24)	at South Alabama	Jan. 16, 2016
5. .872 (34-39)	Little Rock	Jan. 19, 2019
6. .862 (25-29)	Texas State	Mar. 1, 2016
7. .857 (24-28)	LOUISIANA	JAN. 15, 2021
.857 (24-28)	UC Davis	Nov. 18, 2018
9. .852 (23-27)	DALLAS CHRISTIAN	DEC. 17, 2020

REBOUNDS

Total	Opponent	Date
1. 80	Huston-Tillotson	Nov. 29, 1990
2. 72	Hardin-Simmons	Dec. 11, 1971
3. 67	at West Texas A&M	Feb. 2, 1970
67	Lamar	Feb. 14, 1967
67	at Trinity	Feb. 23, 1965
6. 66	Nicholls	Dec. 3, 1990
7. 65	Jarvis Christian	Dec. 2, 1996
8. 64	Schreiner	Dec. 3, 1992
64	US International	Feb. 5, 1987
64	vs. Austin College	Dec. 30, 1964

REBOUND MARGIN

Margin	Opponent	Date
1. +36 (64-28)	Schreiner	Dec. 3, 1992
+36 (80-44)	Huston-Tillotson	Nov. 29, 1990
3. +35 (59-24)	Sul Ross State	Dec. 21, 2015
+35 (59-24)	Northwestern State	Feb. 27, 1992
5. +34 (65-31)	Jarvis Christian	Dec. 2, 1996
6. +32 (54-22)	at Nicholls	Dec. 22, 2001
7. +30 (61-31)	HOWARD PAYNE	DEC. 22, 2020
+30 (53-23)	HARDIN-SIMMONS	DEC. 11, 2020
9. +29 (55-26)	DALLAS CHRISTIAN	DEC. 17, 2020
10. +27 (51-24)	vs. Texas Southern	Nov. 14, 2007
12. +26 (48-22)	at ULM	Jan. 18, 2020
+26 (44-18)	Nicholls	Feb. 15, 2003
13. +25 (52-27)	ULM	Jan. 19, 1991

SINGLE-GAME TEAM PROGRAM RECORDS

PERSONAL FOULS

Total	Opponent	Date
1. 42	Hardin-Simmons	Dec. 11, 1971
2. 40	at Arkansas State	Jan. 26, 1980
3. 39	at North Texas	Feb. 10, 1983
4. 37	McNeese State	Feb. 23, 1981
5. 36	North Texas	Nov. 18, 2009
36	at Sam Houston State	Dec. 28, 1998
7. 35	at Arkansas	Nov. 23, 2018
35	Arkansas State	Feb. 27, 2016
35	at Sam Houston State	Feb. 22, 2007
35	at Louisiana Tech	Jan. 27, 1979
35	at Denver	Jan. 10, 1976
35	at US International	Feb. 21, 1967

ASSISTS

Total	Opponent	Date
1. 34	Georgia State	Dec. 7, 1991
2. 33	Huston-Tillotson	Nov. 26, 1991
3. 32	Lamar	Feb. 18, 1980
4. 31	HOWARD PAYNE	DEC. 22, 2020
31	Texas Wesleyan	Dec. 7, 1981
6. 30	at Sam Houston State	Feb. 20, 1993
30	Nicholls	Feb. 11, 1993
30	Lamar	Feb. 24, 1979
9. 29	at Northwestern State	Feb. 14, 1991
29	vs. Northwestern State	Mar. 8, 1988
29	North Texas	Feb. 7, 1987
29	Denver	Dec. 12, 1977

TURNOVERS

Total	Opponent	Date
1. 38	at New Mexico State	Nov. 28, 1975
2. 36	at Houston Baptist	Jan. 9, 1978
36	at Lamar	Feb. 24, 1977
4. 34	UC San Diego	Jan. 4, 1978
34	at Pepperdine	Dec. 9, 1977
6. 33	at Nebraska	Dec. 21, 1992
33	at Lamar	Feb. 10, 1979
8. 32	at Nicholls	Jan. 6, 1994
32	at Hardin-Simmons	Feb. 2, 1974

BLOCKS

Total	Opponent	Date
1. 12	LOUISIANA	JAN. 15, 2021
2. 10	Howard Payne	Dec. 20, 2014
10	Hardin-Simmons	Dec. 29, 2001
10	St. Edward's	Jan. 26, 1987

STEALS

Total	Opponent	Date
1. 22	University of Dallas	Dec. 8, 1990
2. 21	Huston-Tillotson	Nov. 26, 1991
3. 19	St. Edward's	Dec. 4, 1978
19	Houston Baptist	Dec. 13, 2012
5. 18	Howard Payne	Nov. 13, 2013
18	at UTSA	Feb. 6, 1986
7. 17	Sul Ross State	Dec. 21, 2015
17	Houston Baptist	Jan. 25, 2010
17	SE Louisiana	Jan. 3, 1987
17	at Arkansas State	Jan. 26, 1981
17	Westmont	Dec. 1, 1980

LARGEST MARGIN OF VICTORY

Total	Opponent	Date
1. 69 (154-85)	Huston-Tillotson	Nov. 29, 1990
2. 66 (130-64)	Huston-Tillotson	Nov. 28, 1991
3. 64 (117-53)	HOWARD PAYNE	DEC. 22, 2020
4. 63 (149-86)	University of Dallas	Dec. 8, 1990
5. 61 (109-48)	DALLAS CHRISTIAN	DEC. 17, 2020
6. 60 (121-61)	Schreiner	Dec. 3, 1992
7. 58 (103-45)	Hardin-Simmons	Dec. 29, 2001
8. 56 (101-45)	Austin College	Dec. 3, 1991
9. 53 (126-73)	Texas Wesleyan	Dec. 7, 1981

FEWEST POINTS ALLOWED

Total	Opponent	Date
1. 36 (31-36)	at SMU	Dec. 16, 1989
2. 40 (66-40)	Sam Houston State	Jan. 11, 2012
40 (73-40)	Grambling	Nov. 25, 2015
40 (98-40)	Sul Ross	Dec. 21, 2015
5. 41 (42-41)	SE Louisiana	Nov. 30, 1983
6. 42 (43-42)	vs. Oklahoma Baptist	Dec. 29, 1961
7. 44 (51-44)	at UT Pan American	Dec. 19, 1996
8. 45 (88-45)	Texas Lutheran	Nov. 12, 2010
45 (103-45)	Hardin-Simmons	Dec. 29, 2001
45 (101-45)	Austin College	Dec. 3, 1991

PLAYERS IN DOUBLE-FIGURE POINTS

Total	Opponent	Date
1. 8	HOWARD PAYNE	DEC. 22, 2020
8	Texas Wesleyan	Dec. 7, 1981
3. 7	Austin College	Jan. 30, 2007
7	at Sam Houston State	Dec. 28, 1998
7	Wayland Baptist	Dec. 1, 1971
6. 6, 25x	Last Time: Akron	Mar. 20, 2017

PLAYERS WITH DOUBLE-FIGURE REBOUNDS

Total	Opponent	Date
1. 4	Huston-Tillotson	Nov. 29, 1990
4	at West Texas A&M	Feb. 2, 1970
3. 3	Arkansas State	Jan. 21, 2016
3	at Texas Wesleyan	Dec. 11, 1980
3	Adams State	Dec. 19, 1974
3	Lamar	Feb. 26, 1972
3	Arkansas State	March 2, 1970
3	Lamar	Feb. 14, 1967
3	at Trinity	Feb. 23, 1965
3	Texas Wesleyan	Dec. 3, 1964
11. 2, 80x	Last: Northwestern State	Nov. 28, 2020

PLAYERS WITH 20+ POINTS

Total	Opponent	Date
1. 5	Huston-Tillotson	Nov. 29, 1990
2. 4	North Texas	Feb. 25, 1991
4	University of Dallas	Dec. 8, 1990
4. 3	at Sam Houston State	Jan. 28, 1998
3	at Sam Houston State	Feb. 20, 1993
3	North Texas	Feb. 15, 1992
3	at Sam Houston State	Jan. 9, 1992
3	Nicholls	Dec. 3, 1990
3	SE Louisiana	Dec. 1, 1990
3	at ULM	Mar. 4, 1989
3	Oklahoma State	Jan. 14, 1984
3	vs. Northeastern	Jan. 9, 1981
3	at Centenary	Jan. 5, 1981
3	McNeese State	Jan. 28, 1980
3	Texas A&M Kingsville	Feb. 7, 1976
3	Lamar	Feb. 14, 1967

SINGLE-GAME TEAM PROGRAM RECORDS

FEWEST POINTS

Total (Score)	Opponent	Date
1. 31 (31-36)	at SMU	Dec. 16, 1989
2. 35 (35-50)	Denver	Dec. 31, 2012
3. 41 (41-57)	at SE Louisiana	Jan. 8, 2005
4. 42 (42-41)	SE Louisiana	Nov. 30, 1983
5. 43 (43-51)	ULM	Feb. 27, 1997
43 (43-64)	East Texas Baptist	Dec. 6, 1962
43 (43-42)	vs. Oklahoma Baptist	Dec. 29, 1961
8. 44 (44-92)	at Kentucky	Nov. 25, 2014
44 (44-71)	at Stephen F. Austin	Jan. 24, 2004
44 (44-61)	Seattle	Jan. 17, 2013
44 (44-69)	at Oklahoma State	Dec. 19, 2013
12. 45 (45-65)	at Missouri	Dec. 4, 2018
45 (45-76)	at Texas	Nov. 7, 2002
45 (45-66)	at Texas State	Jan. 9, 1998

In a Win

42 (42-41)	SE Louisiana	Nov. 30, 1983
------------	--------------	---------------

In Conference Play

35 (35-50)	Denver (Western Athletic Conference)	Dec. 31, 2012
------------	--------------------------------------	---------------

vs. Non-Conference Opponent

31 (31-36)	at SMU	Dec. 16, 1989
------------	--------	---------------

FEWEST POINTS AT HOME

Total (Score)	Opponent	Date
1. 35 (35-50)	Denver	Dec. 31, 2012
2. 42 (42-41)	SE Louisiana	Nov. 30, 1983
3. 43 (43-51)	ULM	Feb. 27, 1997
43 (43-64)	East Texas Baptist	Dec. 6, 1962
5. 44 (44-61)	Seattle	Jan. 17, 2013
6. 46 (46-64)	Boise State	Jan. 2, 2013
46 (46-64)	Oklahoma Baptist	Dec. 5, 1961
8. 47 (47-55)	UT Pan American	Dec. 21, 1959
9. 48 (48-52)	ULM	Feb. 29, 1992
48 (48-49)	McNeese State	Feb. 12, 1983

FEWEST POINTS ON THE ROAD

Total (Score)	Opponent	Date
1. 31 (31-36)	SMU	Dec. 16, 1989
2. 41 (41-57)	SE Louisiana	Jan. 8, 2005
3. 44 (44-69)	Oklahoma State	Dec. 19, 2012
44 (44-71)	Stephen F. Austin	Jan. 24, 2004
5. 45 (45-65)	Missouri	Dec. 4, 2018
45 (45-76)	Texas	Nov. 7, 2002
45 (45-66)	Texas State	Jan. 9, 1998
8. 47 (47-67)	#14 Oregon	Nov. 17, 2019
9. 48 (48-66)	Nicholls	Jan. 8, 2011
10. 49 (49-76)	SE Missouri State	Jan. 7, 1985
49 (49-81)	Memphis	Dec. 4, 1968
12. 50 (50-57)	Appalachian State	Feb. 6, 2020
50 (50-47)	Texas State	Feb. 27, 2003
50 (50-106)	Creighton	Nov. 17, 2002
50 (50-70)	Hardin-Simmons	Jan. 9, 1975
50 (50-65)	ULM	Mar. 6, 1990
50 (50-64)	Sam Houston State	Dec. 11, 1959

FEWEST POINTS AT A NEUTRAL SITE

Total (Score)	Opponent	Date
1. 43 (43-42)	Oklahoma Baptist	Dec. 29, 1961
2. 49 (49-61)	UNC Greensboro	Nov. 15, 2005
49 (49-68)	Trinity	Dec. 29, 1960
4. 50 (50-81)	McNeese State	March 5, 1997

SMALLEST COMBINED SCORE

Total (Score)	Opponent	Date
1. 67 (31-36)	at SMU	Dec. 16, 1989
2. 83 (42-41)	SE Louisiana	Nov. 30, 1983
3. 85 (35-50)	Denver	Dec. 31, 2012
85 (43-42)	vs. Oklahoma Baptist	Dec. 29, 1961
5. 94 (43-51)	ULM	Feb. 27, 1997
6. 95 (51-44)	UT Pan American	Dec. 19, 1996
7. 97 (48-49)	McNeese State	Feb. 12, 1983
97 (50-47)	at Texas State	Feb. 27, 2003
9. 98 (51-47)	vs. Alabama State	Dec. 22, 1995
98 (41-57)	at SE Louisiana	Jan. 8, 2005
98 (52-46)	at McNeese State	Feb. 10, 2007
12. 100 (48-52)	ULM	Feb. 29, 1992
13. 102 (47-55)	UT Pan American	Dec. 21, 1959
14. 104 (56-48)	at Texas State	Jan. 18, 2014

FEWEST POINTS IN A HALF

Total (Half)	Opponent	Date
1. 8 (2nd)	at SMU	Dec. 16, 1989
2. 12 (1st)	at Kentucky	Nov. 25, 2014
3. 14 (1st)	Little Rock	Jan. 23, 2016
4. 15 (1st)	at Toledo	Dec. 29, 1989
5. 17 (1st)	Denver	Dec. 31, 2012
17 (1st)	at Oklahoma State	Dec. 17, 2012
17 (1st)	at Nicholls	Jan. 8, 2011
17 (1st)	at Stephen F. Austin	Jan. 27, 2007
17 (1st)	at New Mexico	Dec. 29, 2005
17 (1st)	vs. UNC Greensboro	Nov. 15, 2005
17 (1st)	at ULM	Jan. 23, 1997
17 (1st)	at Texas A&M Commerce	Dec. 10, 1962
13. 18 (1st)	Boise State	Jan. 2, 2013
18 (2nd)	Denver	Dec. 31, 2012
18 (1st)	New Mexico	Jan. 3, 2005
18 (1st)	at SE Louisiana	Nov. 30, 1983

FEWEST FIELD GOALS MADE

Total	Opponent	Date
1. 12	at SMU	Dec. 16, 1989
2. 13	at SE Louisiana	Jan. 8, 2005
13	at Stephen F. Austin	Jan. 24, 2004
13	Denver	Dec. 31, 2012
5. 14	vs. UNC Greensboro	Nov. 15, 2005
14	at Memphis	Dec. 4, 1968
7. 15	at #14 Oregon	Nov. 17, 2019
15	at Stephen F. Austin	Feb. 24, 2005
15	at TCU	Nov. 22, 2003
15	Arkansas State	Jan. 6, 1968

FEWEST FIELD GOALS ATTEMPTED

Total	Opponent	Date
1. 29	at Nicholls	Jan. 8, 2011
2. 31	Arkansas State	Jan. 6, 1968
3. 33	Midwestern State	Dec. 20, 1967
4. 35	at Houston Baptist	Jan. 18, 1982

LOWEST FIELD GOAL % (Min. 50 Attempts)

Pct. (FG-A)	Opponent	Date
1. .234 (15-64)	at #14 Oregon	Nov. 17, 2019
2. .235 (12-51)	at Texas State	Jan. 9, 1999
3. .255 (14-55)	vs. UNC Greensboro	Nov. 15, 2005
4. .257 (18-70)	Montana	Dec. 28, 1996
5. .258 (16-62)	Seattle	Jan. 17, 2013
6. .265 (18-68)	LOUISIANA	JAN. 16, 2021
7. .268 (19-71)	at Gonzaga	Dec. 18, 2018
8. .270 (17-63)	at Kentucky	Nov. 25, 2014
9. .274 (17-62)	Sam Houston State	Jan. 11, 1990
10. .279 (17-61)	vs. McNeese State	Mar. 5, 1997

FEWEST FREE THROWS MADE

Total	Opponent	Date
1. 0	at Hardin-Simmons	Jan. 9, 1975
2. 1	at Oklahoma State	Dec. 19, 2012
1	at Centenary	Feb. 5, 1973
1	vs. Georgia Southern	Dec. 29, 1972
5. 2, 12x	Last vs. Harvard	Dec. 28, 1998

FEWEST FREE THROW ATTEMPTS

Total	Opponent	Date
1. 1	at Hardin-Simmons	Jan. 9, 1975
2. 2	McNeese State	Feb. 28, 1977
2	at Centenary	Feb. 5, 1973
4. 4, 9x	Last at Stony Brook	Dec. 23, 2000

LOWEST FREE THROW % (Min. 10 Attempts)

Pct. (FT-A)	Opponent	Date
1. .182 (2-11)	vs. Alabama State	Dec. 22, 1995
2. .285 (4-14)	at Lamar	Mar. 5, 1985
3. .357 (5-14)	ULM	Jan. 16, 1999
.357 (5-14)	at Louisiana Tech	Feb. 9, 1981
5. .360 (9-25)	Northwestern State	Feb. 15, 1990
6. .364 (4-11)	at Missouri	Dec. 4, 2018

FEWEST REBOUNDS

No.	Opponent	Date
1. 21	at Texas	Jan. 3, 2004
21	Sam Houston State	Mar. 2, 2000
21	vs. Valparaiso	Jan. 10, 1981
4. 22	at Nicholls	Jan. 8, 2011
22	at Stephen F. Austin	Jan. 27, 2007
22	at ULM	Feb. 5, 2004
22	at Samford	Nov. 27, 1999
22	Louisiana Tech	Feb. 26, 1981
9. 23, 4x	Last vs. Miami	Nov. 13, 2005



ALL-TIME PROGRAM OVERTIME GAMES

Date	Opponent	W/L	Score
02-04-64	Arkansas State	L	76-82
02-16-65	Arkansas State	L	** 99-100
01-04-66	at Austin College	W	70-63
01-08-66	Lamar	L	** 91-93
02-14-67	Lamar	W	*** 138-135
01-20-68	at Texas Tech	L	83-93
01-30-68	at Texas Wesleyan	W	113-109
02-02-70	West Texas A&M	W	88-84
12-11-71	Hardin-Simmons	W	**** 118-117
01-10-72	at Butler	W	87-82
02-26-72	Lamar	W	96-92
12-23-72	Hardin-Simmons	W	81-76
01-18-73	Centenary	W	74-72
02-15-73	West Texas A&M	W	** 87-85
01-11-75	at E. New Mexico	L	69-70
01-10-76	at Denver	W	99-97
01-12-77	North Texas	L	101-105
02-21-77	Louisiana Tech	W	92-90
12-09-77	at Pepperdine	L	88-89
02-04-78	Louisiana Tech	L	** 77-79
01-12-80	North Texas	W	** 99-97
01-28-80	McNeese State	L	** 97-98
02-11-80	at Louisiana	L	79-86
02-13-80	at McNeese State	W	71-69
12-18-80	Centenary	W	81-78
01-31-81	Lamar	L	84-89
02-20-82	at Arkansas State	W	60-58
01-13-83	Texas Southern	L	** 102-104

Date	Opponent	W/L	Score
02-10-83	at North Texas	L	98-105
12-05-83	Missouri State	W	63-58
02-02-84	ULM	L	71-74
02-09-85	ULM	W	75-74
11-29-85	Tarleton State	W	81-79
01-03-86	at Florida Southern	L	79-81
01-21-86	at Hardin-Simmons	L	75-79
02-21-87	at U.S. International	L	89-94
01-18-88	UTSA	L	72-79
01-30-88	at Texas State	L	73-75
02-23-88	Hardin-Simmons	L	87-88
12-30-89	vs. UNC Wilmington	L	64-66
12-11-92	vs. Gonzaga	W	** 95-87
12-11-93	TAMU-Commerce	W	** 100-97
12-29-93	at Chaminade	L	91-92
11-29-95	Grambling State	L	82-86
01-15-97	Texas State	W	66-63
01-30-97	McNeese State	W	69-67
02-13-97	Sam Houston State	L	75-78
12-28-98	at Sam Houston State	W	*** 124-123
02-06-99	Stephen F. Austin	W	** 85-83
11-22-99	at Arkansas	L	95-102
03-08-00	Northwestern State#	L	83-88
01-27-01	Sam Houston State	W	94-86
02-10-01	UTSA	W	86-77
03-07-01	at Sam Houston State#	L	** 98-103
12-20-01	at SE Louisiana	W	69-60
01-02-02	Oral Roberts	W	83-77

Date	Opponent	W/L	Score
03-07-03	ULM	W	** 85-84
01-22-05	ULM	W	80-76
12-17-05	at San Diego	W	94-91
03-07-06	at Sam Houston State#	L	** 84-86
11-18-06	at TCU	L	** 89-97
01-11-07	at Nicholls	L	81-83
12-17-07	at TCU	L	74-77
01-10-08	at Central Arkansas	L	68-70
01-17-09	at UTSA	W	** 100-97
11-18-09	North Texas	L	** 99-101
01-05-10	Utah Valley	W	90-85
02-03-10	Texas A&M-Corpus Christi	W	71-66
02-16-11	Stephen F. Austin	W	66-65
02-19-11	at Southeastern Louisiana	W	68-66
02-26-11	at Northwestern State	L	71-78
12-17-11	at Tulsa	L	75-80
12-21-13	CSU Bakersfield	W	79-75
01-09-14	ULM	W	83-79
02-01-14	at Georgia State	L	91-101
03-06-14	at Troy	W	** 87-86
12-01-15	at Texas	L	73-80
01-16-16	at South Alabama	L	85-88
02-18-16	Louisiana	W	84-83
02-10-18	Texas State	W	70-68
12-21-18	at Cal Poly	W	75-70
2-2-19	at rv Texas State	W	** 84-77
2-23-19	ULM	W	** 91-86
2-28-20	Texas State	L	*** 85-87

* Indicates How Many Overtimes If More Than One
Southland Conference Tournament

PROGRAM MILESTONE VICTORIES

Win 1 – UT Arlington 70, East Central Okla. 57 – 11/24/59

In their first game at the NCAA level, the Mavericks got 27 points from Ed Russell to defeat the Tigers.

Win 50 – UT Arlington 82, Bishop College 78 – 12/30/65

The Mavericks defeated Bishop College in the third-place game of the Cotton Bowl Classic.

Win 100 – UT Arlington 95, South Dakota State 81 – 12/6/71

Mark Burden scored 21 points and pulled down a then-record 17 rebounds. The win propelled UT Arlington to its most-ever victories in the SLC.

Win 150 – UT Arlington 81, Houston Baptist 69 – 12/7/77

The victory ended the longest losing streak in UT Arlington history at 21 games.

Win 200 – UT Arlington 93, Louisiana 83 – 2/21/81

Arguably the best Maverick squad ever, UT Arlington defeats a tough Ragin' Cajun side that propels the team to its first appearance in the NIT.

Win 250 – UT Arlington 74, San Francisco 65 – 12/21/85

UT Arlington defeats the Dons in the consolation game of the Albertsons Classic in Boise, Idaho.

Win 300 – UT Arlington 108, at Nicholls 84 – 1/2/91

Leonard Wilson scores 31 points and UT Arlington all-time leading scorer Willie Brand adds 22. The victory starts an eight-game winning streak for the Mavericks.

Win 350 – UT Arlington 70, North Texas 68 – 1/15/94

Trailing by three points at halftime, the Mavericks rally to defeat the Mean Green. The victory snaps a six-game losing streak.

Win 400 – UT Arlington 87, at Air Force 78 – 12/19/98

The Mavericks scored 52 points in the second half to erase a halftime deficit in Colorado Springs, Colo.

Win 450 – UT Arlington 81, Texas Wesleyan 65 – 11/30/02

The victory is UT Arlington's ninth straight versus the crosstown-rival Rams.

Win 500 – UT Arlington 87, UT Tyler 72 – 12/22/05

Brady Dawkins registers 15 points and seven assists in the victory over the Patriots.

Win 550 – UT Arlington 75, Utah Valley 64 - 1/3/2009

The Mavs end a five-game skid against Utah Valley behind 17 points from Ryan Toolson

Win 600 – UT Arlington 91, Lamar 82 - 1/14/2012

UTA wins its seventh in a row, on the way to a 16-game winning streak and 15-1 SLC record.

Win 650 – UT Arlington 87, Houston Baptist 69 - 12/22/2014

Jamel Outler drained seven 3-point field goals to help the Mavs move to 3-1 on the season with a homecoming victory.

Win 700 – UT Arlington 89, South Alabama 83 - 1/16/2017

The Mavs used a 16-point second half run then held off the Jaguars in Mobile, Ala.

Win 750 – UT Arlington 67, Georgia Southern 58 - 3/16/2019

UTA closed the Sun Belt Tournament semifinal matchup on a 10-0 run after Georgia Southern took a 58-57 lead with 5 minutes remaining in regulation and advanced to the Sun Belt Tournament Final for the second-straight year.



2021 MEN'S BASKETBALL CHAMPIONSHIP

Pensacola State College & Pensacola Bay Center | Pensacola, Fla. | Friday, March 5 - Monday, March 8

FIRST ROUND - FRI., MAR. 5		QUARTERFINALS - SAT., MAR. 6		SEMIFINALS - SUN., MAR. 7		CHAMPIONSHIP - MON., MAR. 8	
(4) Seed West	Winner Game 1 ESPN + Game 1 • 5:00 PM at Pensacola State College	(5) Seed East	Winner Game 5 ESPN + Game 5 • 5:00 PM at Bay Center Arena	(1) Seed East	Winner Game 9 ESPN + Game 9 • 5:00 PM at Bay Center Arena	Winner Game 11 ESPN + Game 11 • TBD at Bay Center Arena	CHAMPIONS
(3) Seed East		(2) Seed West		(2) Seed East			
(6) Seed West	Winner Game 2 ESPN + Game 2 • 5:00 PM at Bay Center Arena	(1) Seed East	Winner Game 6 ESPN + Game 6 • 5:00 PM at Pensacola State College	(2) Seed West	Winner Game 10 ESPN + Game 10 • 7:30 PM at Bay Center Arena	Winner Game 11 ESPN + Game 11 • TBD at Bay Center Arena	CHAMPIONS
(3) Seed West		(2) Seed East		(1) Seed West			
(6) Seed East	Winner Game 3 ESPN + Game 3 • 7:30 PM at Bay Center Arena	(1) Seed East	Winner Game 7 ESPN + Game 7 • 7:30 PM at Pensacola State College	(2) Seed West	Winner Game 8 ESPN + Game 8 • 7:30 PM at Bay Center Arena	Winner Game 11 ESPN + Game 11 • TBD at Bay Center Arena	CHAMPIONS
(4) Seed East		(2) Seed East		(1) Seed West			
(6) Seed West	Winner Game 4 ESPN + Game 4 • 7:30 PM at Pensacola State College	(1) Seed East	Winner Game 8 ESPN + Game 8 • 7:30 PM at Bay Center Arena	(2) Seed West	Winner Game 9 ESPN + Game 9 • 5:00 PM at Bay Center Arena	Winner Game 11 ESPN + Game 11 • TBD at Bay Center Arena	CHAMPIONS
(3) Seed East		(2) Seed East		(1) Seed West			

All times central and subject to change

2020-21 UTA BROADCAST CHART



KAODIRICHI AKOBUNDU-EHIOGU
6-9 | 190 | R-SO | F
Lagos, Nigeria



SAM GRIFFIN
6-3 | 180 | SO | G
Miami, Fla.



JORDAN PHILLIPS
6-7 | 218 | JR | F
Fort Worth, Texas



CARSON BISCHOFF
6-4 | 210 | R-JR | G
Ogden, Utah



DAVID AZORE
6-4 | 205 | R-JR | G
Houston, Texas



BRANDYN TALBOT
6-5 | 170 | FR | G
Newmarket, Ontario



FREDELIN DE LA CRUZ
6-7 | 220 | JR | F
El Seibo, Dominican Republic



LAZARO ROJAS
6-11 | 235 | R-SR | F
Porto Seguro, Brazil



SHAHADA WELLS
6-0 | 176 | JR | G
Amarillo, Texas



DAVIS STEELMAN
6-3 | 185 | SR | G
Bedford, Texas



ANTONIO ROMANELLI
6-0 | 170 | FR | G
Sydney, Australia



NICOLAS ELAME
6-3 | 185 | SO | G
Paris, France



TRE JONES
6-5 | 205 | R-FR | F
Arlington, Texas



PATRICK MWAMBA
6-7 | 201 | R-SO | F
Bukavu, Congo



MCKADE MARQUIS
6-1 | 195 | R-SO | G
Whitehouse, Texas



GRAYSON CARTER
6-10 | 225 | R-SO | F
Dallas, Texas



CHRIS OGDEN
HEAD COACH
3rd Season | Same Overall



GREG YOUNG
ASSOCIATE HEAD COACH
12th Season



RILEY DAVIS
ASSISTANT COACH
3rd Season



ROYCE JOHNSON
ASSISTANT COACH
3rd Season

3: BISH-off
4: AYE-zore

0: K-O duh-reach-e ACK-uh-BOON-do aye-he-oh-ku
10: fred-uh-LYNN
12: LAZZ-uh-ROW row-HAAS
33: MAR-quisse

13: shuh-HAAD-dey
15: ROW-muh-nelly

20: uh-LALM-eh
23: mm-WAMBA