UT ARLINGTON MAVERICKS

2019-20 MEN'S BASKETBALL INFOGRAPHIC GAME NOTES

NCAA: 2008 | NIT: 1981, 2012, 2017 | CIT: 2013, 2016

Associate AD for Communications: Jason MacBain | Cell: 315.750.0236 | Email: jason.macbain@uta.edu | Twitter: @JaBain

SCHEDULE / RESULTS

	NOVEMBER (4-4)		
	5	**UT DALLAS** (ESPN+)	**W, 84-50**
	9	**TULSA** (ESPN+)	**W, 73-59**
NCAA	12	Nevada (MOUNTAIN WEST NETWORK)	L, 80-73
NCAA	17	#14 Oregon[1] (PAC-12 NETWORK)	L, 67-47
NCAA	19	#8 Gonzaga[1] (ROOT)	L, 72-66
	24	**ARKANSAS TECH** (ESPN+)	**W, 85-68**
NIT	27	vs. Furman[1]	L, 58-57
	28	Elon[1] (FLOSPORTS)	W, 77-67
	DECEMBER (0-5)		
	2	**NORTH TEXAS** (ESPN+)	**L, 77-66**
	7	**UC SANTA BARBARA** (ESPN+)	**L, 72-68**
NCAA	11	Houston (ESPN3)	L, 71-63
NCAA	19	Georgia State* (ESPN+)	L, 83-77
	21	Georgia Southern* (ESPN+)	L, 77-74
	JANUARY (5-4)		
	2	Arkansas State* (ESPN+)	W, 73-52
	4	Little Rock* (ESPN+)	L, 92-89
	6	**SOUTH ALABAMA*** (ESPN+)	**L, 66-54**
	9	**APPALACHIAN STATE*** (ESPN+)	**W, 66-56**
CBI	11	**COASTAL CAROLINA*** (ESPN+)	**L, 82-77**
	16	Louisiana* (ESPN+)	W, 81-65
CIT	18	ULM* (ESPN+)	W, 78-58
CIT	25	Texas State* (ESPN+)	W, 64-62
	30	**LOUISIANA*** (ESPN+)	**L, 66-65**
	FEBRUARY (1-1)		
CIT	1	**ULM*** (ESPN+)	**W, 68-54**
	6	Appalachian State* (ESPN+)	L, 57-50
CBI	8	Coastal Carolina* (ESPN+)	1 PM
	13	**ARKANSAS STATE*** (ESPN+)	**7 PM**
	15	**LITTLE ROCK*** (ESPN+)	**2 PM**
NCAA	20	**GEORGIA STATE*** (ESPN+)	**7 PM**
	22	**GEORGIA SOUTHERN*** (ESPN+)	**2 PM**
CIT	28	**TEXAS STATE*** (ESPN2)	**8 PM**
	MARCH (0-0)		
	3	Troy* (ESPN+)	6 PM
	7	Sun Belt Tournament First Round^1	TBA
	9	Sun Belt Tournament Second Round^2	TBA
	11	Sun Belt Tournament Quarterfinals^3	TBA
	14	Sun Belt Tournament Semifinals$ (ESPN+)	TBA
	15	Sun Belt Tournament Final$ (ESPN2)	1 PM

HOME GAME | All Times Central | [1]Battle 4 Atlantis (Mainland)

*Sun Belt Conference Game

^1Campus Sites (#10 @ #7; #9 @ #8; #1-6 Receive Byes)

^2Campus Sites (W @ #5; W @ #6; #1-4 Receive Byes)

^3Campus Sites (W @ #3; W @ #4; #1-2 Receive Byes)

$New Orleans (Smoothie King Center)

Please refer to the University of Texas at Arlington as **UT Arlington**. UTA is acceptable on second reference. Using Texas-Arlington, UT-Arlington or any other form is incorrect.

UT ARLINGTON @ COASTAL CAROLINA

Conway, S.C. | HTC Center (3,312)
Video: ESPN+ | ESPN App
Radio: KTNO 620 AM | TuneIn App | Josh Sours
Live Statistics: UTAStats.com
Series History: UTA Leads, 5-3
#MavUp | #SunBeltMBB

@UTAMavsMBB
10-14, 6-7 SBC HC: Chris Ogden (27-30)

@CoastalMBB
HC: Cliff Ellis (854-525) **12-12, 5-8 SBC**

UTA PLAYED THE 6TH-HARDEST NON-CONFERENCE SCHEDULE IN THE NATION

STRENGTH IN NUMBERS

The Mavs have had eight different leading scorers in their 24 games. UTA has received 25.6 points per game (37 percent of its total scoring) this season from its bench. Twenty-one times this year a Mav has registered double-figure points off the bench, and **11 times its leading scorer has come from the bench, represented by six different players.** Four different UTA players have recorded a double-double this year; three of those have multiple double-doubles – the most of any Sun Belt team. **UTA is coming off a 2-24 showing from 3-point range at Appalachian State, with that 8.3-percent clip ranking tied for the 2nd-worst rate in any UTA game the past 10 years (8 percent versus Georgia State last January). Last Saturday against ULM, UTA knocked down 13 3-pointers – its most versus a Division-I opponent this year – while connecting at a season-high 46 percent (13-28).**

KEY FOCUS

Prior to a 12-turnover outing at App, UTA had committed nine total turnoversin its previous two games – four versus Louisiana and five against ULM. Along with a five-turnover performance at Houston, **UTA is one of just four schools in the nation with three games of five or fewer turnovers this season (all in the last 14 games).**

In the previous nine seasons combined (2010-19), UTA had a total of just two games of five or fewer turnovers (a span of 306 games). The four-turnover performance against the Ragin' Cajuns were the fewest in a game by the Mavs since at least 2010. **UTA is ranked 19th in the nation in assist-to-turnover ratio (1.3) and 28th in turnovers per game (11.3).**

PROBABLE STARTERS

0 BRIAN WARREN (G)
Sr. | 5-9 | 170 | Indianapolis, Ind.
12.6 PPG | 2.6 RPG | 3.8 APG
Team-High 14 Points At Appalachian State

1 SAM GRIFFIN (G)
Fr. | 6-3 | 175 | Miami, FL
8.0 PPG | 1.2 RPG | 1.2 APG
Averaging 10.2 Points Last 6 GMS (All Starts)

2 JORDAN PHILLIPS (F)
So. | 6-7 | 215 | Fort Worth, Texas
6.5 PPG | 3.5 RPG | 1.3 APG
In 16 Starts: 25 Assists; In 8 GMS Off Bench: 6 Assists

4 DAVID AZORE (G)
R-So. | 6-4 | 205 | Houston, Texas
15.0 PPG | 4.9 RPG | 3.8 APG
Leads UTA In 3-Point% (36.7) & Free Throw% (83.9)

13 JABARI NARCIS (F)
Sr. | 6-9 | 240 | Chaguanas, Trinidad
7.1 PPG | 6.8 RPG | 1.3 BPG
Leads The Team In Rebounds And Blocks

TWEETABLES

1) Six of UTA's seven Sun Belt losses have been by seven points or less and by an average of 4.2 points. Eleven of its 14 losses overall have been by eight points or less, including five to Quad 1 or 2 opponents.

2) All 10 of UTA's wins have come when it has led at the half, shot 40+ percent from the floor and had a better 3-point percentage than its opponent.

3) UTA's 50 points at App State Thursday were its 2nd-fewest in a Sun Belt game in program history (fewest: 49 versus Georgia State on Feb. 27, 2014) and were its fewest ever in a road Sun Belt game.

4) UTA will be looking to win its 100th game (99-63) in the last 4+ seasons (since 2015-16) and also seeking to avoid consecutive losses for the first time since Jan. 4 & 6.

5) Additional UTA top-40 national statistical rankings: total assists (34th, 356) and free-throw percentage (36th, 76.0)

ABOUT THE UT ARLINGTON MAVERICKS

GENERAL INFORMATION

Location ..... Arlington, Texas
Global Enrollment ..... 61,000 (Global) 43,000 (Campus)
Founded 1895
Nickname ..... Mavericks
Home Court ..... College Park Center
Capacity 7,000
President ..... Dr. Vistasp Karbhari
Director or Athletics ..... Jim Baker

COACHING STAFF

Head Coach ..... Chris Ogden (Texas '04 / 2ND Year)
Record At UTA 27-29
Career Record ..... Same
Associate Head Coach ..... Greg Young (Howard Payne '86 / 11TH Year)
Assistant Coach ..... Riley Davis (Texas '11 / 2ND Year)
Assistant Coach .... Royce 'Snoop' Johnson (Thomas Edison '13 / 2ND Year)

SUPPORT STAFF

Director Of Operations ..... Parker Eidson (Tennessee '16 / 2ND Year)
Video Coordinator ..... Matt McGann (Oklahoma State '17 / 2ND Year)
Strength Coach ..... Dominick Walker (McMurry '13 / 2ND Year)
Athletic Trainer ..... Chris Marrs (Illinois College '14 / 2ND Year)
Player Development Coordinator .. Derrick Obasohan (UTA '04 / 1ST Year)
Analytics Coordinator ..... Matthew Winsberg (LSU '17 / 1ST Year)
Operations Coordinator ..... Peter Clark (Weber State '18 / 1ST Year)
Administrative Assistant ..... Rachael Holmes (McMurry '13 / 2ND Year)

HISTORY

First Year of Basketball 1959-60
Total Years of Basketball 60
All-Time Record 760-948
Overall Record in College Park Center (2012-Present) 82-27

Years In Sun Belt Conference 6 (2013-Present)
All-Time Sun Belt Record ..... 74-51 (.592)
Sun Belt Regular Season Championships 1 (2017)
Sun Belt Tournament Championships 0

Years In Western Athletic Conference 1 (2012-13)
All-Time WAC Record ..... 11-7 (.611)
WAC Regular Season Championships 0

Years In Southland Conference 48 (1964-2012)
All-Time Southland Record ..... 289-354 (.442)
Southland Regular Season Championships 2 (2004, 2012)
Southland Tournament Championships 1 (2008)

NCAA Tournament Appearances 1 (2008)
Record In The NCAA Tournament 0-1
NIT Appearances 3 (1981, 2012, 2017)
Record In The NIT 2-3
CIT Appearances 2 (2013, 2016)
Record In The CIT 1-2

2018-19 REVIEW

Overall Record 17-16
Sun Belt Record 12-6
Sun Belt Finish T-2ND
Sun Belt Tournament Finish ..... Finals (Second-Straight Year)
Home 9-5
Away 7-10
Neutral 1-1
Postseason ..... None

ATHLETIC COMMUNICATIONS

Associate AD for Communications ..... Jason MacBain
Cell / Office Phone ..... 315.750.0236 / 817.272.2239
E-Mail ..... jason.macbain@uta.edu
Overnight/Shipping Address ..... 601 Spaniolo Drive
..... College Park Center, Ste. 1102-E, Arlington, TX 76019
Website ..... UTAMavs.com
Twitter, Instagram & Facebook ..... @UTAMavsMBB /UTAMavsMBB

ABOUT THE MATCHUP

COASTAL CAROLINA

In last year's meeting in Conway, Radshad Davis hit a buzzer-beating 3-pointer to give the Mavs a 61-58 win.

SERIES HISTORY -- UTA Leads, 5-3

Date	Location	W/L	Score
12/31/16	Arlington	W	90-69
1/30/16	Conway	L	72-70
3/10/17	New Orleans	W	74-51
12/29/17	Conway	L	90-65
2/3/18	Arlington	W	87-80
1/12/19	Conway	W	61-58
2/7/19	Arlington	W	74-54
1/11/20	Arlington (RECAP PAGE 30)	L	82-77

• In Sun Belt games, CCU pulls down a league-best 41.2 rebounds per game, while UTA ranks 11th by allowing 37.4 boards; UTA leads the conference in 3-point defense (27.3 percent), while CCU is last (12th) in 3-point shooting (27.7 percent); UTA is 2nd with a 1.3 assist-to-turnover ratio, while CCU is last at 0.7.

• Coastal ranks 7th in the nation in total rebounds (971), 7th in offensive rebounds per game (13.8) and 14th in rebounds per game (40.5). Additionally, the Chants have made the 27th-most free throws in the nation (371), attempted the 23rd-most (530) rank 193rd in percentage (70.0).

LOCKED DOWN ON #8 GONZAGA

UTA led for 16 minutes and made #8 Gonzaga fight until the final buzzer on Nov. 19 in a six-point Bulldogs win, 72-66.

Gonzaga's fewest points in a home non-conference game since Dec. 10, 2016 (61 vs. Akron as part of a 61-43 win).

39.1%

Lowest Since 2/20/16 Saint Mary's (35.5%)

GONZAGA'S WORST FG% IN 99 REGULAR-SEASON GAMES

72

2018-19 SINGLE-SEASON RECORDS

In Chris Ogden's first season at the helm of the Mavericks in 2018-19, UTA secured several top-10 all-time single-season program marks.



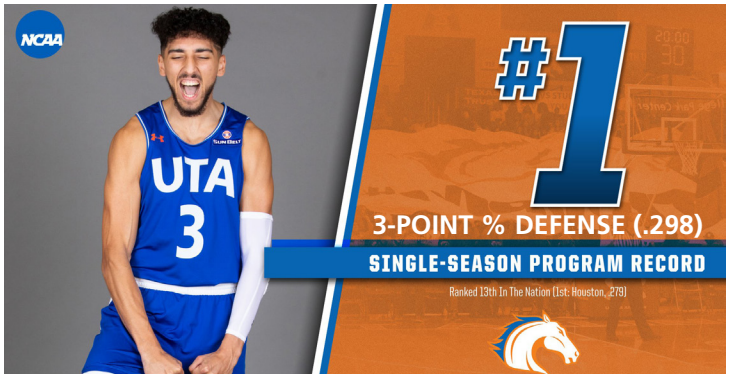

SUN BELT STANDINGS

School	Sun Belt	Overall	NET
1) Little Rock	11-2	17-7	137
2) Georgia State	8-5	15-9	123
Georgia Southern	8-5	14-10	178
Texas State	8-5	15-9	138
5) Arkansas State	7-6	15-9	200
Appalachian State	7-6	13-11	164
7) UT Arlington	**6-7**	**10-14**	**126**
South Alabama	6-7	13-11	169
9) Coastal Carolina	5-8	12-12	202
Troy	5-8	9-15	245
Louisiana	5-8	10-14	244
12) ULM	2-11	6-16	295

Doesn't include Friday night's South Alabama @ Troy result.

UTA IN THE SUN BELT RANKS

RANKINGS INCLUDE ONLY CONFERENCE STATISTICS

Points	Avg.
3) David Azore	17.1

Field Goal %	Pct.
3) David Azore	50.3

Free Throw %	Pct.
2) David Azore	84.9

Rebounds	Avg.
5) Radshad Davis	7.3
6) Jabari Narcis	6.8

Assists	Avg.
5) Brian Warren	3.9
6) David Azore	3.8

Assist-Turnover	Ratio
5) Brian Warren	1.8
9) David Azore	1.5

Blocks	Avg.
4) Jabari Narcis	1.4

As a team, UTA ranks 1st in league games in 3-point percentage defense (27.3); it is 2nd in free-throw percentage (79.5), assist-to-turnover ratio (1.3), field-goal percentage defense (41.2) and assists per game (15.2).

2020 MEN'S BASKETBALL CHAMPIONSHIP

CAMPUS SITES • MARCH 7, 9 & 11 • NEW ORLEANS | SMOOTHIE KING CENTER • MARCH 14 & 15

PRESENTED BY FIRST BANK AND TRUST

FIRST ROUND | 3/7 / SECOND ROUND | 3/9 / QUARTERFINALS 3/11 / SEMIFINALS 3/14 / FINAL 3/15

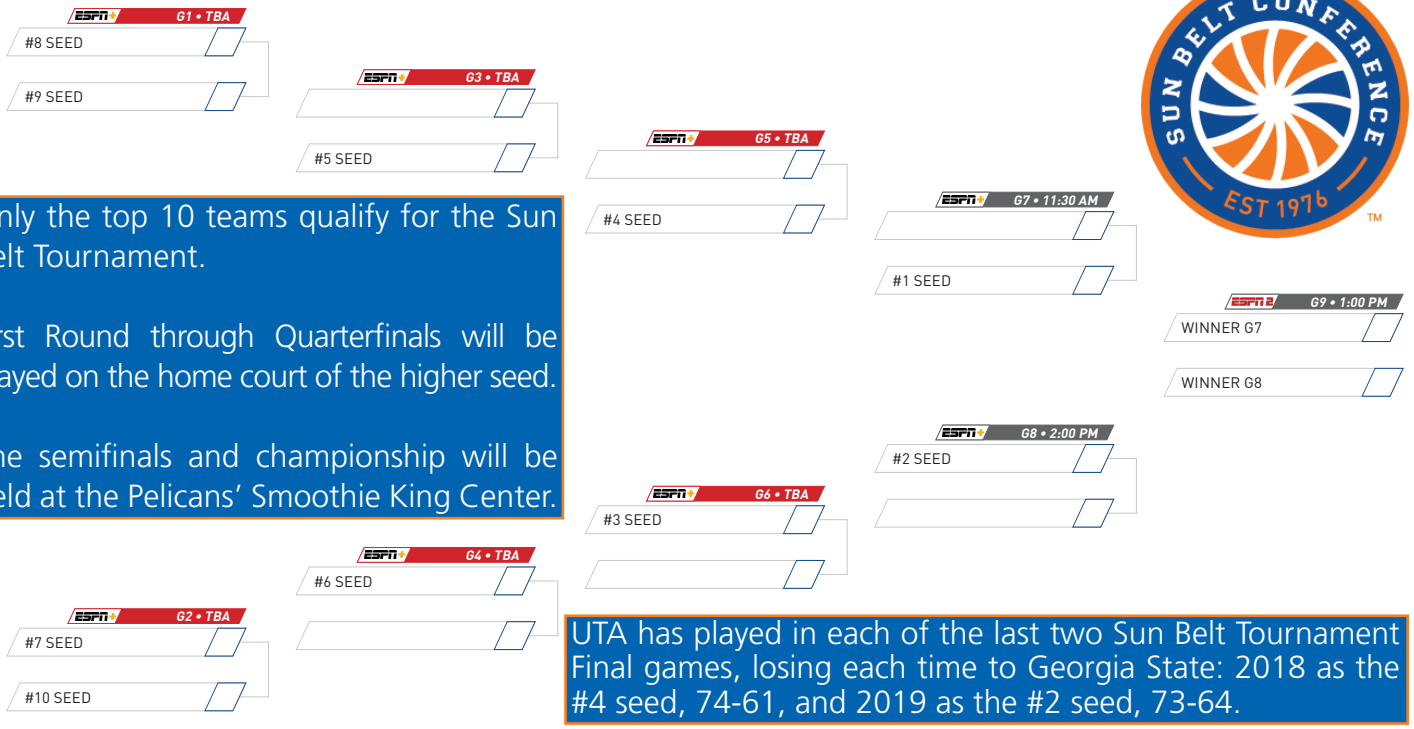

Only the top 10 teams qualify for the Sun Belt Tournament.

First Round through Quarterfinals will be played on the home court of the higher seed.

The semifinals and championship will be held at the Pelicans' Smoothie King Center.

UTA has played in each of the last two Sun Belt Tournament Final games, losing each time to Georgia State: 2018 as the #4 seed, 74-61, and 2019 as the #2 seed, 73-64.

ON TRACK FOR 1,000

After posting 507 points in his first season as a Mav in 2018-19, **Brian Warren is on pace to potentially establish the all-time program record for points in a two-year UTA career**. Only two players in program history who have spent just two seasons with UTA have scored at least 1,000 points:

1) Marquez Haynes: 1,174 (2008-10)
2) Eddie Stallings: 1,007 (1967-69)
Warren Currently: 809

Warren needs to average 15.9 points over 31 regular-season games to reach 1,000 in his UTA career and join Haynes and Stallings as the only players to ever accomplish the feat in program history.

THE ONLY ONE

David Azore had two games of 11+ defensive rebounds last year as a redshirt freshman: 13 at Texas State and 11 at Appalachian State. **He is the first freshman in UTA history to secure multiple games of 11+ defensive rebounds**. Those totals rank tied as the 5th- and 20th-most in single-game program history, with the all-time record being 14 held by a quartet of players. **On Dec. 21 of this season at Georgia Southern, Azore grabbed 12 defensive rebounds, which are tied for the 10th-most in program history.**

13 RBS @ TEXAS STATE

11 RBS @ APP STATE

SCHEDULE STRENGTH

In the most recent NET rankings (NCAA's second-year replacement RPI), UTA is ranked #126. Despite sitting at just 8-14 versus D-I competition, **UTA's #126 NET is a higher ranking than 58 teams with winning records.**

13 of UTA's opponents are NET Quad 1-3:

Quad 1: @ Gonzaga (3), @ Oregon (19), @ Houston (32)

Quad 2: vs. Furman (84), @ Nevada (89), @ Georgia State (123)

Quad 3: Tulsa (77), North Texas (92), @ Little Rock (137) @ Texas State (138), @ Appalachian State (164) @ Georgia Southern (178), @ Arkansas State (200)

UTA is the 2nd-highest ranked Sun Belt team in the NET (Georgia State #123). Coastal Carolina enters at #202.

Additionally, of UTA's nine non-conference games against D-I competition, here's the full breakdown (2018-19 postseason):

4	1	2
NCAA OPP.	NIT OPP.	20+ WIN OPP. NO POSTSEASON

13 OF 29

Including Sun Belt competition, 13 UTA D-I opponents played in the postseason last year: NCAA (six), NIT (one), CIT (four) and CBI (two).

SUN BELT PRESEASON POLL & TEAMS

2019-20 SUN BELT PRESEASON POLL

RANK	SCHOOL	POINTS (1ST VOTES)
1	SOUTH ALABAMA	138 (8)
2	UT ARLINGTON	124 (2)
3	GEORGIA SOUTHERN	121 (1)
4	TEXAS STATE	110 (1)
5	LOUISIANA	92
6	GEORGIA STATE	76
7	COASTAL CAROLINA	75
8	ULM	72
9	APPALACHIAN STATE	40
10	ARKANSAS STATE	33
11	LITTLE ROCK	32
12	TROY	22

UTA was picked to finish 2nd-to-last (11th place) in the 2018-19 preseason poll, but finished in a tie for 2nd with a 12-6 Sun Belt record. **That nine-spot improvement from preseason to final regular-season finish was tied for the best in the nation** along with Siena.

After being named to the Sun Belt Third Team and Sun Belt All-Tournament Team in his initial season as a Maverick, senior **Brian Warren** has landed on the Preseason All-Sun Belt First Team. He led UTA in scoring (15.4), assists (3.6), steals (1.2) and minutes (29.8) last year.

FIRST TEAM PICK

Preseason All-Sun Belt First Team
Quan Jackson, Georgia Southern
Josh Ajayi, South Alabama
Brian Warren, UT Arlington
Trhae Mitchell, South Alabama
Nijal Pearson, Texas State

AMONG THE SUN BELT CONFERENCE'S BEST

Over the last five seasons, UTA has the 2nd-best average RPI/NET among all Sun Belt teams:

Team	2014-15	2015-16	2016-17	2017-18	2018-19	Average
1) Georgia State	54	177	106	116	126	116
2) UT Arlington	**180**	**107**	**40**	**112**	**160**	**120**
3) Louisiana	123	145	114	65	194	128
4) Georgia Southern	111	244	144	143	128	154
5) ULM	125	104	294	224	145	178
6) Coastal Carolina			174	251	153	193 *
7) Texas State	233	241	172	247	139	206
8) Little Rock	276	42	241	308	237	221
9) Troy	312	295	150	197	259	243
10) Arkansas State	278	284	113	295	252	244
11) South Alabama	271	240	229	271	236	249
12) Appalachian State	243	262	295	250	215	253
Sun Belt Rank (Out Of 32)	19	17	13	20	17	17.2

** Based On Three-Year Sun Belt Membership*

2014-18 RPI Formula Was Utilized
2018-19 NET Formula Was Utilized

AMONG THE STATE'S BEST

1) Houston	121	38
2) Texas Tech	109	52
Baylor	109	50
4) Stephen F. Austin	108	47
5) SMU	103	48
6) UT ARLINGTON	99	63
7) Sam Houston State	96	64
8) TCU	92	71
9) Texas A&M	91	65
Texas Southern	91	73
Texas State	91	67
12) Texas	85	74
13) Texas A&M-CC	84	70
14) Abilene Christian	82	66
15) Lamar	81	72
16) North Texas	76	81
17) Prairie View A&M	69	86
18) UTSA	67	90
19) UTEP	66	82
Rice	66	88
21) UTRGV	61	94
22) Houston Baptist	55	90
23) Incarnate Word	48	91

* Records Entering Games On Feb. 7 *

Over the last 4+ seasons (2015-16, 2016-17, 2017-18, 2018-19 and 2019-20), UTA owns the 6th-most wins of the 23 Division-I schools in the state of Texas.

FORMER OLYMPIAN ON STAFF

The UTA coaching staff has a familiar face on it this season as **2004 alumnus Derrick Obasohan is in his first year as a Player Development Coordinator**.

A former UTA standout, professional player and Olympian, Obasohan scored 1,308 career points for the Mavericks from 2000-04 – which still ranks as the 7th-most in program history. Obasohan begins his coaching career after playing 14 years professionally in France, Spain and Turkey.

A former Olympian, **Obasohan was the starting shooting guard for Nigeria at the 2012 London Games**. He averaged 10.6 points and 3.2 rebounds over five Olympic contests, including a personal high of 18 points in the final Group A Preliminary Round matchup against France.

In 2001, Obasohan became first player in program history to be named the Southland Conference Freshman of the Year after averaging 8.8 points and 3.9 rebounds per game. He also garnered Southland Conference honors as a junior and senior.

Other Former Olympians Currently On A D-I Men's Basketball Staff:

Georgetown: Patrick Ewing | Head Coach
United States, 1984 (Los Angeles) & 1992 (Barcelona)

Memphis: Penny Hardaway | Head Coach
United States, 1996 (Atlanta)

Wake Forest: Danny Manning | Head Coach
United States, 1988 (Seoul)

Nevada: Steve Alford | Head Coach
United States, 1984 (Los Angeles)

Virginia: Kirk Penney | Director of Player Development
New Zealand, 2000 (Sydney) & 2004 (Athens)

Monmouth: JR Reid | Assistant Coach
United States, 1988 (Seoul)

DECADE OF SUCCESS

UTA's first season of basketball took place in 1959-60, and since that opening year the Mavs have improved significantly in each of their six decades. Below are the average amount of wins each decade:

DECADE	AVG. WINS
60s	8.4
70s	9.2
80s	11.1
90s	13.0
00s	15.1
10s	19.5

The Mavs need at least 24 victories this year to average 20 wins per season this decade – by far the most in program history. UTA has posted seven 20-win seasons in its 60-year history, but five of those have come since 2007-08:

Year	Record	Postseason
2016-17	27-9	NIT
2015-16	24-11	CIT
2011-12	24-9	NIT
2017-18	21-13	----
2007-08	21-12	NCAA
1990-91	20-9	----
1980-81	20-8	NIT

KEY RULE CHANGES

Among a plethora of major rule changes for men's college basketball in 2019-20 are the following noteworthy items:

1) Increase the 3-point line to FIBA distance: 22 feet and 1 ¾ inches.

2) Reset the shot clock to 20 seconds on an offensive rebound in the front court.

3) Permit the head coach to call live-ball timeouts during the last two minutes of a game.

4) Basket interference/goaltending can be reviewed in the last two minutes of a game.

QUALITY & QUANTITY

UTA has already had eight different leading scorers in a game this year. Below is a list of those players, their respective season highs and how many times they have led UTA in scoring:

David Azore (6)	33
Brian Warren (5 - INCLUDES 1 TIE)	28
Jabari Narcis (3)	23
Sam Griffin (4)	20 (2x)
Radshad Davis (2 - INCLUDES 1 TIE)	19
TiAndre Jackson-Young (3)	19
Jordan Phillips (1)	18
Davis Steelman (1)	14

NCAA MARCH MADNESS

In his initial ranking earlier this summer, ESPN Bracketologist Joe Lunardi installed UTA as the Sun Belt favorites in 2019-20. Andy Katz from the NCAA also predicted UTA to make the NCAA Tournament.

MAHOMES & MARQUIS

Kansas City Chiefs Quarterback, Super Bowl LIV MVP and 2018 NFL MVP Patrick Mahomes was UTA redshirt freshman McKade Marquis's 6th-grade basketball coach. Mahomes and Marquis are both from Whitehouse, Texas, and when Mahomes was in 11th grade at Whitehouse High School, he served as Marquis's 'Boomtown' team coach. Marquis and Mahomes' younger brother, Jackson, are best friends.

SCENIC SHOOTAROUND / WALK-THRU LOCATIONS

Under Chris Ogden, UTA has held gameday shootarounds/walk-thrus at several non-traditional locations:

Pismo Beach, CA || Dec. 21, 2018
UTA 75 Cal Poly 70 (OT)



Monroe, LA (Dicks) || Jan. 18, 2020
UTA 78 ULM 58

Myrtle Beach, SC || Jan. 12, 2019
UTA 61 Coastal Carolina 58

New Orleans, LA || Mar. 17, 2019
UTA 64 Georgia State 73 (SBC FINAL)

HOTEL ROOFTOP

CORNER OF ARLINGTON AVE

Reno, NV || Nov. 12, 2019
UTA 73 Nevada 80

T.J. FORD APPEARANCE

Former National Player of the Year T.J. Ford attended UTA's season opener this year. Ford was teammates with Chris Ogden at Texas for the two years he was with the Longhorns in 2001-02 and 2002-03. Ford and Ogden helped lead Texas to the Final Four in 2003 for the first time since 1947.

FRIDAY NIGHT LIGHTS

For the first time in program history, UTA will have a regular season home game broadcast on national television as the Mavericks' 2019-20 home finale on Feb. 28 at the College Park Center against rival Texas State will be shown live on ESPN2.

GANG'S ALL (MOSTLY) HERE

After having the least amount of returning points in the nation last year (3.2 percent; 87 of 2,640), UTA returns 67 percent (1,527 of 2,284) of its scoring this season. UTA returns all five starters from last season (same starting lineup for the final six games in 2018-19), and the Mavs have four of their top-5 scorers back as well.

RETURN OF THE VICTORY BELL

WIN - LOSS COMPARISON

UTA statistical averages in wins and losses so far this season:

Category	Losses	Wins
PPG	66.1	74.9
FG%	38.2	46.4
FG D%	43.8	36.6
APG	12.5	18.1

RE-TWEETS

1) Under Chris Ogden, UTA is 23-8 when scoring at least 68 points (8-6 this year).

2) UTA issued 27 assists on 31 made field goals (87 percent) at Arkansas State. Those are the most assists since matching that total in a 105-89 win in the 2017 NIT at BYU.

3) Against Arkansas Tech, Brian Warren (15 points, 12 assists) and Jabari Narcis (23 points, 11 rebounds) each recorded double-doubles – the first time multiple double-doubles have happened in the same game in the Chris Ogden era.

4) Warren's 12 assists were the most by a Mav since Erick Neal dished out 13 against UT Dallas on Nov. 27, 2017.

5) The Mavs have had three games of 24+ assists already this year: 24 vs. Arkansas Tech, 25 vs. UT Dallas and 27 at Arkansas State.

6) UTA made 15 3-pointers (15-37) against UT Dallas, tying for the 3rd-most in a game in program history (all-time record: 17 vs. Bradley on Dec. 8, 2015). The Mavs also made 15 3s at South Alabama last February.

7) The 89 points UTA scored in its 92-89 loss at Little Rock on Jan. 4 were the most in a loss since Feb. 14, 2015, at South Alabama (97-91). It represented the most points UTA has scored and allowed in a game this year.

8) UTA's 64-62 win at Texas State on Jan. 25 represented the third-fewest points the Mavs have scored in a win since the 2014-15 season: 56-51 at Bradley (Dec. 16, 2016) and 61-58 at Coastal Carolina (Jan. 12, 2019).

9) UTA has suffered two one-point losses this season for the first time since 2014-15.

In 1965, the Victory Wagon – with a Victory Bell attached – made its debut at UTA thanks to **Phi Delta Theta**. After years of hibernation, the Victory Wagon has been refurbished this year, bringing back a university cornerstone symbol of spirit of fight.

Prior to each home game this year there will be an honorary bell ringer, and the 2019-20 season commenced with a loud ring with the return of **Doug Russell**. A 1969 UTA alumnus, Russell was a collegiate National Champion, and is also famously known for **winning the first-ever gold medal in the men's 100-meter butterfly at the 1968 Summer Olympics** – upsetting fellow American teammate and favorite Mark Spitz. Russell was inducted into the International Swimming Hall of Fame in 1985.

HOME DOMINANCE

- Since 2015-16, UTA has compiled an impressive 54-15 record in College Park Center.
- The Mavericks went 13-2 in 2015-16, 14-1 in 2016-17, 13-2 in 2017-18, 9-5 in 2018-19 but are 5-5 so far in 2019-20. **Included in that stretch was a 21-game regular-season winning streak.**
- The 14 victories in 2016-17 equaled a program record, set in 2007-08, for most home wins. The only loss was a four-point setback to CSU Bakersfield in the quarterfinals of the NIT.

Record	Season	Site
14-1	2016-17	College Park Center
14-3	2007-08	Texas Hall
13-2	2017-18	College Park Center
13-2	2015-16	College Park Center
12-1	2011-12	Texas Hall (8-1), CPC (4-0)
12-2	2003-04	Texas Hall

CPC ATTENDANCE HIGHS

1)	6,421	11/16/12	MBB vs. Oklahoma
2)	6,336	3/22/17	MBB vs. CSU Bakersfield (NIT)
3)	6,228	2/2/12	M/WBB vs. UTSA
4)	6,186	1/24/19	WBB vs. Georgia Southern
5)	6,105	12/3/15	MBB vs. North Texas
6)	5,714	1/16/20	WBB vs. Louisiana
7)	5,390	3/20/17	MBB vs. Akron (NIT)
8)	5,272	2/11/12	MBB vs. Texas State
9)	5,033	1/23/16	MBB vs. Little Rock
10)	5,011	2/9/17	WBB vs. Little Rock



ABOUT THE CPC

The Mavericks have called the beautiful College Park Center home since the 7,000 all chair-back seat multi-purpose arena opened on Feb. 1, 2012. The $78 million project broke ground on March 5, 2010 and opened less than two years later. The arena is part of a 20-acre section of campus known as the College Park District, which includes a residence hall, student apartments, a 4.62 acre park, restaurants and three parking garages. The arena features 4,055 lower bowl seats, in addition to a 2,800-square-foot hospitality suite. A distinctive feature is a center hung 4-sided Daktronics LED scoreboard with an additional end zone LED display, ribbon displays and scorer's table. The lower concourse contains sports medicine facilities, two full-sized practice courts, a 2,500-sq-ft weight room, a press center, an academic support study center and coaches' office suites. In addition to Mavericks basketball and volleyball events, the facility hosts a variety of concerts, speaking engagements and other events. The WNBA's Dallas Wings also call College Park Center home during their season.

SUN BELT SUCCESS

Since joining the Sun Belt for the 2013-14 season, UTA is the only team in the league to finish in the top-5 of the regular-season standings every year.

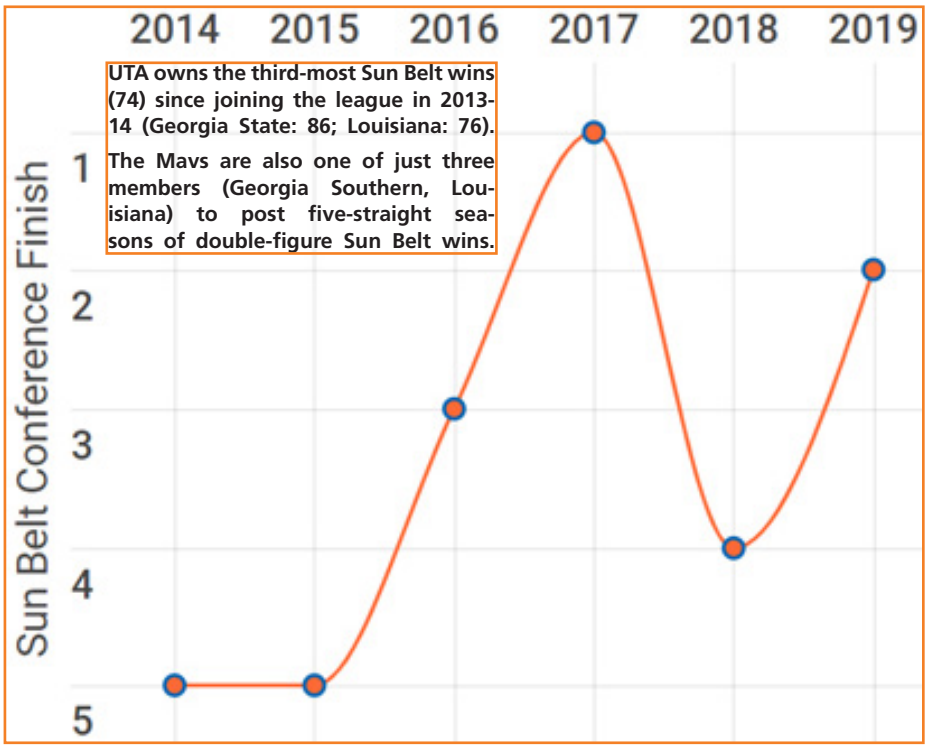

GLOBAL PRESENCE

UTA has players from five different foreign countries on the 2019-20 roster – a total which surpasses the amount of different states (four) represented.

NBA Academy

NBA Academies, a network of elite basketball training centers around the world, include educational development for top male and female prospects from outside the U.S. and mark the NBA's signature elite player development initiative. The initiative exposes elite prospects to NBA-level coaching, facilities and competition and provides a global framework for them to maximize their success.

MALE NBA ACADEMIES GRADUATES WHO ARE ATTENDING, OR HAVE COMMITTED TO, D-I SCHOOLS (12 TOTAL; 2 NBA AFRICA PRODUCTS):

- Oumar Ballo (NBA Latin America Academy; Mali; Gonzaga)
- Francisco Caffaro (NBA Global Academy; Argentina; Virginia)
- Hunter Clarke (NBA Global Academy; Australia; Montana)
- Alex Ducas (NBA Global Academy; Australia; St. Mary's)
- Francisco Farabello (NBA Academy Latin America; Argentina; TCU)
- Anyang Garang (NBA Global Academy; Uganda; Oklahoma)
- Timothy Ighoefe (NBA Academy Africa; Nigeria; Georgetown)
- Hyunjung Lee (NBA Global Academy; South Korea; Davidson)
- **Patrick Mwamba (NBA Academy Africa; Congo; UT Arlington)**
- Jermaine Miranda Perez (NBA Academy Latin America; Puerto Rico; Hofstra)
- Jonathan Tchatchoua (NBA Global Academy; Cameroon; Baylor)
- Kurt-Curry Wegscheider (NBA Academy Africa; Central Africa Republic; New Mexico)

ADDITION BY SUBTRACTION?

UTA posted a -0.6 scoring margin last year, but still managed to secure a winning record at 17-16. It's the first time since 1999-00 that a UTA team has had a winning record (15-12) with a negative scoring margin (-2.1).

17-16 RECORD

Over the last 12 years, UTA has finished with a positive scoring margin 10 times; in the first 48 years of the program, that occurred just eight times.

-0.6 MARGIN

MAVERICKS IN THE PROS

On Dec. 12, former UTA standout Kevin Hervey signed a two-way contract with the Oklahoma City Thunder. **The program's all-time leading rebounder (921) and 2nd-leading scorer (1,783) became the first Maverick to play in an NBA game on Dec. 26 versus the Memphis Grizzlies.**

An Arlington native, Hervey has spent the past season and a half with the Oklahoma City Blue of the NBA G League after being drafted by the Thunder with the 57th pick in 2018.

Hervey was the 4th all-time UTA player selected in the draft and the first since the NBA reduced the number of rounds to just two in 1989. Paul Renfro became UTA's first-ever draft pick when he was taken in the 9th round (181st overall) by the Utah Jazz in 1980. Two Mavericks were selected in 1982 – both by the Dallas Mavericks. Ralph McPherson was selected in the 9th round (188th) and Albert Culton picked in the 10th round (209th).

He was one of three graduating seniors in 2018 who signed a contract and are playing professionally, joining Erick Neal in Turkey with Fethiye and Johnny Hamilton also in Turkey with Darussafaka.

OTHER FORMER MAVS CURRENTLY PLAYING PROFESSIONALLY

Jorge Bilbao	Caceres Patrimonio de la Humanidad	Spain
Reger Dowell	Beroe	Bulgaria
Brandon Edwards	Elitzur Yavne	Israel
Karol Gruszecki	Polski Cukier Torun	Poland
Julian Harris	Raleigh Firebirds	North Carolina
Jalen Jones	Sao Paulo FC	Brazil
LaMarcus Reed	JP-Auto JKSE	Hungary
Anthony Walker	Beroe	Bulgaria

THE LAST TIME

THE LAST TIME A MAVERICK

Scored 40 Or More Points
43, Stephen Barber at UTSA, 2/24/02

Scored 30 Or More Points
33, David Azore at Georgia Southern, 12/21/19

Totaled 20 Or More Rebounds
22, Jermaine Griffin vs. UT Permian Basin, 12/1/05

Totaled 15 Or More Rebounds
15, Andres Ibarguen vs. Coastal Carolina, 2/7/19

Totaled 10 Or More Assists
12, Brian Warren vs. Arkansas Tech, 11/24/19

Recorded A Double-Double (Points/Rebounds)
Jabari Narcis vs. ULM (13/10), 2/1/20

Recorded A Double-Double (Points/Assists)
Brian Warren vs. Arkansas Tech (15/12), 11/24/19

Recorded A Triple-Double (Points/Rebounds/Assists)
Erick Neal vs UT Dallas (10/10/13), 11/27/17

THE LAST TIME THE MAVERICKS

Played An OT Game W, 91-86 vs. ULM 2/23/19 (2 OT)
Scored 100+ Points W, 105-89 at BYU 3/15/17
Allowed 100+ Points L, 79-100 at Louisiana 2/17/18
Had 50 Or More Rebounds 53 vs. Coastal Carolina 2/7/19
Had 20 Or More Assists 20 vs. ULM 2/1/20
Had 15 Or More Steals 18, vs. Howard Payne 11/13/13
Played AP Ranked Opp. at #8 Gonzaga, L: 72-66 11/19/19
Defeated AP Ranked Opp. at #12 Saint Mary's, 65-51 12/8/16

UTA VS. TOP-25 TEAMS

Nov. 19, 2019	at #8 Gonzaga	L	66-72
Nov. 17, 2019	at #14 Oregon	L	47-67
Dec. 18, 2018	at #8 Gonzaga	L	55-89
Dec. 18, 2017	at #25 Creighton	L	81-90
Nov. 21, 2017	at #25 Alabama	L	76-77
Dec. 8, 2016	**at #12 Saint Mary's**	**W**	**65-51**
Dec. 2, 2014	at #6 Texas	L	53-63
Nov. 25, 2014	at #1 Kentucky	L	44-92
Nov. 19, 2013	at #4 Kentucky	L	76-105
Dec. 19, 2012	at #24 Oklahoma State	L	44-69
Nov. 23, 2011	at #9 Baylor	L	65-75
Dec. 29, 2010	at #3 Kansas	L	57-82
Dec. 20, 2008	at #21 Baylor	L	76-79
Mar. 21, 2008	vs. #2 Memphis#	L	63-87
Dec. 3, 2005	at #2 Texas	L	55-93
Dec. 15, 2004	at #14 Texas	L	70-85
Jan. 2, 2004	at #19 Texas	L	79-99
Nov. 27, 2002	at #3 Texas	L	45-76
Nov. 18, 1997	at #19 Oklahoma	L	63-81
Dec. 20, 1994	at #21 New Mexico State	L	63-102
Dec. 28, 1993	vs. #14 Connecticut+	L	72-112
Dec. 21, 1992	at #17 Nebraska	L	95-116
Nov. 23, 1991	at #14 Utah	L	57-58
Dec. 6, 1986	at #11 Oklahoma	L	76-101
Feb. 7, 1985	at #14 Louisiana Tech	L	61-86
Jan. 12, 1985	vs. #14 Louisiana Tech	L	65-76
Feb. 12, 1973	vs. #13 UL Lafayette	~L	96-111
Jan. 13, 1973	at #13 UL Lafayette	~L	73-79
Dec. 18, 1970	vs. #19 Drake*	L	83-102
Dec. 4, 1970	at #18 Long Beach State	L	57-102
Dec. 1, 1970	at #15 New Mexico State	L	82-107
Feb. 26, 1970	vs. #15 Houston	L	84-102
Dec. 4, 1969	at #20 Houston	L	70-88
Feb. 22, 1968	at #1 Houston	L	75-130

NCAA Tournament | + Hilo, Hawai'i | ~ UL Wins Later Vacated | * Fort Worth, TX

STATISTICAL TRENDS

UTA'S RECORD WHEN

Monday	0-2
Tuesday	1-2
Wednesday	0-2
Thursday	4-3
Friday	0-0
Saturday	4-4
Sunday	1-1
Leading At Halftime	10-3
Trailing At Halftime	0-9
Tied At Halftime	0-2
Leading With 5 Minutes Left	10-1
Trailing With 5 Minutes Left	0-12
Tied With 5 Minutes Left	0-1
Shooting 40% FG Or Better	10-7
Shooting Less Than 40% FG	0-7
Opponent 40% FG Or Better	4-10
Opponent Less Than 40% FG	6-4
Shooting Better FG% Than Opponent	9-4
Shooting Worse FG% Than Opponent	1-10
Shooting Better 3-FG% Than Opponent	10-3
Shooting Worse 3-FG% Than Opponent	0-11
Outrebounding Opponent	7-2
Outrebounded By Opponent	2-11
Rebounds Tied	1-1
More Turnovers Than Opponent	2-4
Fewer Turnovers Than Opponent	7-9
Same Turnovers As Opponent	1-1

UTA'S POINT TOTAL

35-49 Points	0-1
50-59 Points	0-3
60-69 Points	3-5
70-79 Points	4-4
80-89 Points	3-1
90-99 Points	0-0
100+ Points	0-0

GAMES DECIDED BY

5 Points Or Less	1-6
6-10 Points	2-5
11-19 Points	4-2
20+ Points	3-1

ABOUT UT ARLINGTON

Current New York Knicks Interim Head Coach Mike Miller attended UTA and earned a letter in baseball for the 1987 season.

The University of Texas at Arlington is a Carnegie Research-1 "highest research activity" institution. With a global enrollment of nearly 60,000 during the 2018-2019 academic year, UTA is one of the largest institutions in the state of Texas. Guided by its Strategic Plan 2020 Bold Solutions | Global Impact, UTA fosters interdisciplinary research and education within four broad themes: health and the human condition, sustainable urban communities, global environmental impact, and data-driven discovery. UTA was recently cited by U.S. News & World Report as having the second lowest average student debt among U.S. universities. U.S. News & World Report lists UTA as having the fifth highest undergraduate diversity index among national universities. The University is a Hispanic-Serving Institution and is ranked as the top four-year college in Texas for veterans on Military Times' 2017 Best for Vets list. Visit www.uta.edu.

2018-19 RE-TWEETS

1) UTA was the only Sun Belt team which didn't have a single player average at least 30 minutes per game last year (Warren: 29.8).

2) In conference games, UTA led the SBC in field-goal percentage defense (.409), rebounds per game (38.4) and rebound margin (+3.8); the Mavs finished 2nd in points per game allowed (69), free throw percentage (.752), scoring margin (+4.1) and assists per game (14.6).

3) The Mavs secured a program-best 6-3 road SBC record; the previous best in six seasons as a member of the Sun Belt was 5-4 in 2016-17.

RE-TRACKING 2018-19

Some of the 'notable' off-court highlights from Chris Ogden's first season at the helm of UTA in 2018-19:

KD COURTSIDE

Kevin Durant sat courtside next to the UTA bench on Nov. 16 at the College Park Center to watch the Mavericks take on Texas A&M-Corpus Christi. Durant is close friends with Ogden as the two date back to their time at Texas. Ogden, who led the Longhorns to the 2003 Final Four as a captain, was an administrative assistant on the 2007-08 Texas squad – Durant's lone collegiate season with Texas.

ODE TO BOBBY

Ogden coached his first-ever road game on Nov. 20 at Assembly Hall, and **as an ode to former Indiana head coach Bobby Knight** and the several connections the two have, **Ogden wore a UTA-themed sweater**. Ogden attended Knight's camp at IU when he was in 6th grade; his brother, Tanner, played for Knight at Texas Tech; Ogden and Knight's son, Pat, are extremely close friends.

SIRI, WHO'S AT PRACTICE?

Prior to the start of UTA's practice at Cal Berkeley on Dec. 20, **Siri co-founder Adam Cheyer spoke to the team**. The entrepreneur and his son, Noah, watched practice, interacted with players and staff after practice and then remained longer to shoot around and engage further with the Mavs.

HEAD COACH CHRIS OGDEN

NOTABLE FIRST-YEAR HONORS

Sun Belt Coach of the Year
Just the third UTA coach to ever win a conference Coach of the Year award, joining Bob LeGrand (1981, Southland Conference) and Scott Cross (2012, Southland Conference; 2017, Sun Belt Conference).

NABC District 24 Coach of the Year
Consists of all Sun Belt members.

Hugh Durham Award Finalist
Presented annually to the nation's top mid-major coach.

Joe B. Hall Award Finalist
Given annually to the top first-year head coach in Division-I.

CAREER TIMELINE
UT Arlington (2018-Present) – Head Coach
Texas Tech (2016-18) – Assistant Coach
Tennessee (2015-16) – Assistant Coach
Texas (2008-15) – Assistant Coach
Texas (2004-08) – Administrative Assistant
Texas (2003-04) – Student Assistant Coach

NCAA PLAYING CAREER
Texas (1999-03) – Team Captain, 2003 Final Four

EDUCATION
Texas (2004): Bachelor's in Education

PERSONAL
Wife: Katie
Children: Bo, Ellie & Parker

UTA HEAD COACHING HISTORY

Coach	Years	W	L	Pct.
Tom Tinker	1959-66	54	113	.323
Barry Dowd	1966-76	90	168	.349
Bob "Snake" LeGrand	1976-87	122	184	.399
Jerry Stone	1987-88	7	22	.241
Mark Nixon	1988-92	56	59	.487
Eddie McCarter	1992-06	179	211	.459
Scott Cross	2006-18	225	161	.584
Chris Ogden	2018-	27	30	.474
TOTAL		**760**	**948**	**.445**

A new era of UT Arlington men's basketball began on Apr. 6, 2018, with the appointment of former Big 12 and SEC assistant Chris Ogden as the eighth head coach in program history.

In his first season leading UTA in 2018-19, the Mavs went 17-16 and Ogden guided a team predicted to finish 2nd-to-last in the Sun Belt Conference Preseason Poll to a 2nd-place finish in the regular-season standings (12-6) and a berth in the Sun Belt Tournament Championship Game for the second-straight year.

That nine-spot improvement from preseason to final regular-season finish was tied for the best in the nation along with Siena, which was picked 11th in the MAAC (Metro Atlantic Athletic Conference) and finished in a four-way tie for 2nd.

During his 15 years on the basketball staffs at Texas, Tennessee and Texas Tech, Ogden helped compile a 346-173 record for a .667 winning percentage. In 10 seasons as a full-time assistant coach he went 215-130 and registered a total of 32 victories over Associated Press top 25 ranked teams. He helped lead three programs to 11 total NCAA Tournament appearances, including three regional finals.

Ogden recruited many of the Texas Tech players who would go on to finish as national runner-ups in 2018-19.

Ogden was instrumental in signing six McDonald's All-Americans over a seven-year span at Texas (Avery Bradley in 2009, Cory Joseph in 2010, Tristan Thompson in 2010, Myck Kabongo in 2011, Cameron Ridley in 2012 and Myles Turner in 2014). He had a hand in assembling five recruiting classes that ranked nationally inside ESPN's Top 10.

Ogden has coached seven players who have gone onto have their name called in the NBA Draft, six of which were selected in the first round (Thompson, No. 4 by Cleveland in 2011; Jordan Hamilton, No. 26 by Dallas in 2011; Joseph, No. 29 by San Antonio in 2011; Avery Bradley, No. 19 by Boston in 2010; Damion James, No. 24 by Atlanta in 2010; and Turner, No. 11 by Indiana in 2015).

Ogden played four seasons at forward for the Longhorns from 2000-03 and was a member of four NCAA Tournament teams. The Longhorns reached the 2003 NCAA Final Four with Ogden serving as a senior captain. He finished his Texas career with 97 team victories, more than any other player in program history at the time.

Following his collegiate playing career, Ogden joined the Texas basketball staff as a student assistant coach for the 2003-04 season while he completed his undergraduate degree. He earned his Bachelor of Science in education in 2004.

Ogden played four years of varsity basketball at Seminole High School. He was crowned the state of Texas "Mr. Basketball" following his senior season in 1998-99. That year, he averaged 17.3 points, 10.6 rebounds and 8.5 assists per game while leading SHS to a 36-4 record and a runner-up finish in the Class 3A state tournament.

2019 SUN BELT COACH OF THE YEAR

ROSTER RUNDOWN

No.	Name	Pos.	Ht.	Wt.	Yr.	Hometown / High School / Previous School(s)
0	Brian Warren	G	5-9	170	Sr.	Indianapolis, Ind. / Howe / Tyler JC
1	Sam Griffin	G	6-3	175	Fr.	Miami, Fla. / Westminster Academy
2	Jordan Phillips	F	6-7	215	So.	Fort Worth, Texas / Grace Prep / Arkansas
3	Ayoub Nouhi	G/F	6-6	205	So.	Brussels, Belgium / Institute Saint-Louis Namur
4	David Azore	G	6-4	205	R-So.	Houston, Texas / Clear Brook
10	Radshad Davis	F	6-2	205	Sr.	Nassau, Bahamas / Sunrise Christian / Missouri State-West Plains
11	Hunter Lavelle ^	G	6-1	165	Fr.	Argyle, Texas / Argyle
13	Jabari Narcis	F	6-9	240	Sr.	Chaguanas, Trinidad and Tobago / Chaguanas North / Jacksonville College
14	Davis Steelman	G	6-3	185	Jr.	Bedford, Texas / Berkner / New Mexico Military Institute
20	Nicolas Elame	G	6-3	185	Fr.	Paris, France / Bella Vista Prep
21	Tre Jones ^	F	6-5	195	Fr.	Arlington, Texas / Kennedale
22	TiAndre Jackson-Young	F	6-4	200	Sr.	Marshall, Texas / Marshall / Tyler JC
23	Patrick Mwamba %	F	6-6	196	So.	Bukavu, Congo / Keur Madior International / NBA Academy Africa
33	McKade Marquis	G	6-0	195	R-Fr.	Whitehouse, Texas / Whitehouse
43	Coleman Sparling	F	6-7	215	R-Jr.	Ellensburg, Wash. / Ellensburg / Central Washington / College of Southern Idaho
	Grayson Carter *	F	6-9	225	So.	Dallas, Texas / Denton Guyer / Georgetown

** Will sit out the 2019-20 season in accordance with NCAA transfer regulations. || ^ Expected to redshirt this season. || % Out indefinitely (broken foot).*

PRONOUNCIATION GUIDE

3: A-ube NEW-he
4: AYE-zore
10: ruh-SHAWHD
11: luh-VELLE
13: NAHR-sis
20: uh-LALM-eh
22: TEE-andre
23: mm-WAMBA
33: MARR-qwuiSS

THE JOURNEY

INSIDE THE 2018-19 UTA MEN'S BASKETBALL TEAM

Relive UTA's 2018-19 season with the behind-the-scenes all-access video series The Journey at UTAMavs.com/TheJourney.

0 | BRIAN WARREN

@bmsforeigner

Sr.	G	5-9	170	Indianapolis, IN	Tyler JC	Howe HS

RECORD PERFORMANCES

POINTS
- **Career** 33 vs. ULM (2/23/19)
- **Season** 28 @ Georgia Southern (12/21/19)
- **Sun Belt** 33 vs. ULM (2/23/19)

REBOUNDS
- **Career** 6, 4x, Last vs. Coastal Carolina (2/7/19)
- **Season** 5, 3x, Last @ ULM (1/18/20)
- **Sun Belt** 6 vs. Coastal Carolina (2/7/19)

ASSISTS
- **Career** 12 vs. Arkansas Tech (11/24/19)
- **Season** 12 vs. Arkansas Tech (11/24/19)
- **Sun Belt** 9, 2x, Last @ Arkansas State (1/2/20)

STEALS
- **Career** 6 vs. Southwestern Christian (11/05/16)
- **Season** 2, 5x, Last vs. South Alabama (1/6/20)
- **Sun Belt** 4 vs. Arkansas State (1/17/19)

FIELD GOALS MADE
- **Career** 12 @ Georgia Southern (12/21/19)
- **Season** 12 @ Georgia Southern (12/21/19)
- **Sun Belt** 12 @ Georgia Southern (12/21/19)

FIELD GOALS ATTEMPTED
- **Career** 22 @ Georgia State (12/19/19)
- **Season** 22 @ Georgia State (12/19/19)
- **Sun Belt** 22 @ Georgia State (12/19/19)

FREE THROWS MADE
- **Career** 10, 2x, Last vs Kilgore (3/10/18)
- **Season** 7 vs. Appalachian State (1/9/20)
- **Sun Belt** 8 vs. ULM (2/23/19)

FREE THROWS ATTEMPTED
- **Career** 14 vs. Kilgore (3/10/18)
- **Season** 8, 2x, Last vs. Appalachian State (1/9/20)
- **Sun Belt** 9 @ Texas State (2/2/19)

3-POINT FIELD GOALS MADE
- **Career** 5, 2x, Last @ Houston (12/11/19)
- **Season** 5 @ Houston (12/11/19)
- **Sun Belt** 5 vs. ULM (2/23/19)

3-POINT FIELD GOALS ATTEMPTED
- **Career** 11 vs. Navarro (2/25/17)
- **Season** 10, 2x, Last @ Georgia State (12/19/19)
- **Sun Belt** 10 @ Georgia State (12/19/19)

MINUTES
- **Career** 42 vs. ULM (2/23/19)
- **Season** 37 vs. South Alabama (1/6/20)
- **Sun Belt** 42 vs. ULM (2/23/19)

MISCELLANEOUS

	Year	Career
Double-Figure Points	14	85
20+ Points	2	21
Double-Doubles	1	3
5+ Rebounds	3	13
Double-Figure Assists	1	6
Games W/ A Steal	14	87

2019-20 SEASON NUGGETS

Ranks 5th in the Sun Belt in conference games in assists (3.9) and 5th in assist-to-turnover ratio (1.8) ... poured in a then-season-high 27 points on a career-high-tying five 3-pointers at Houston; season-best 28 points at Georgia Southern ... **has registered 15+ points 10 times and single digits 10 times (other four games: 14, 14, 12 and 11 points)** ... career-high 12 assists versus Arkansas Tech, which were the most by a UTA player in nearly two years and are **the 2nd-most by any Sun Belt player this season** ... nine assists at Arkansas State; eight helpers at home against Louisiana ... **one of only three Sun Belt players with a points-assists double-double this year (DeVante Jones, Coastal Carolina; Markquis Nowell, Little Rock)** ... 2nd-fewest points of his career with just two at Louisiana (1 point as a freshman while at Tyler Junior College).

PAINT TOUCHES

Multi-Sport
Played Golf & Ran Cross Country In High School

Roommate
Radshad Davis

Call Me 'Kipp'
Goes By His Middle Name

Last Shave
He Last Shaved In The Summer Of 2018

Sneakerhead
Owns More Than 70 Pairs Of Shoes/Sneakers

Introvert
Doesn't Like Big Crowds

GAME-BY-GAME STATS

				Total		3-Pointers		Free throws		Rebounds											
Opponent	Date	GS	MIN	FG-FGA	PCT	3FG-3FGA	PCT	FT-FTA	PCT	OFF	DEF	TOT	AVG	PF	A	T/O	BLK	STL	PTS	AVG
Texas-Dallas	11/05/2019	*	21:57	1-5	.200	0-3	.000	1-2	.500	1	4	5	5.0	1	7	2	0	1	3	3.0
Tulsa	11/09/2019	*	28:09	4-10	.400	1-5	.200	6-6	1.000	1	2	3	4.0	4	4	1	0	1	15	9.0
at Nevada	11/12/2019	*	24:06	1-12	.083	1-8	.125	2-4	.500	0	2	2	3.3	4	2	2	0	1	5	7.7
at Oregon	11/17/2019	*	29:31	4-11	.364	0-3	.000	1-1	1.000	0	1	1	2.8	2	1	1	0	0	9	8.0
at Gonzaga	11/19/2019	*	32:01	5-17	.294	1-7	.143	4-4	1.000	0	3	3	2.8	4	4	1	0	2	15	9.4
Arkansas Tech	11/24/2019	*	27:02	7-13	.538	0-2	.000	1-1	1.000	1	2	3	2.8	3	12	1	0	0	15	10.3
vs Furman	11/27/2019	*	31:00	6-13	.462	1-1	1.000	5-5	1.000	0	4	4	3.0	1	1	2	0	2	18	11.4
at Elon	11/28/2019	*	26:00	1-4	.250	0-3	.000	4-5	.800	0	2	2	2.9	2	4	2	0	0	6	10.8
North Texas	12/02/2019	*	35:51	7-14	.500	4-6	.667	0-0	.000	0	2	2	2.8	2	1	5	1	1	18	11.6
UC Santa Barbara	12/07/2019	*	28:49	2-4	.500	1-3	.333	2-2	1.000	2	0	2	2.7	4	2	2	0	1	7	11.1
at Houston	12/11/2019	*	29:31	8-19	.421	5-10	.500	6-8	.750	0	2	2	2.6	3	2	0	0	0	27	12.5
at Georgia St.	12/19/2019	*	33:32	9-22	.409	1-10	.100	0-0	.000	0	5	5	2.8	4	3	2	0	2	19	13.1
at Ga. Southern	12/21/2019	*	33:40	12-21	.571	4-7	.571	0-1	.000	1	2	3	2.8	4	2	4	0	2	28	14.2
at Arkansas St.	01/02/2020	*	32:22	3-11	.273	0-5	.000	1-2	.500	1	2	3	2.9	3	9	1	0	1	7	13.7
at Little Rock	01/04/2020	*	32:50	6-13	.462	1-3	.333	1-2	.500	0	2	2	2.8	4	3	1	0	0	14	13.7
South Alabama	01/06/2020	*	37:22	3-13	.231	1-7	.143	0-0	.000	0	4	4	2.9	2	6	2	0	2	7	13.3
Appalachian St.	01/09/2020	*	34:33	4-18	.222	1-8	.125	7-8	.875	1	0	1	2.8	4	3	2	0	0	16	13.5
Coastal Carolina	01/11/2020	*	22:28	4-8	.500	1-2	.500	2-2	1.000	0	2	2	2.7	4	3	4	1	1	11	13.3
at Louisiana	01/16/2020		18:19	1-5	.200	0-2	.000	0-0	.000	0	0	0	2.6	0	2	1	0	0	2	12.7
at La.-Monroe	01/18/2020		27:18	6-10	.600	1-2	.500	6-7	.857	0	5	5	2.7	1	2	2	1	0	19	13.1
at Texas St.	01/25/2020		27:01	2-7	.286	0-2	.000	4-4	1.000	0	4	4	2.8	4	3	6	0	1	8	12.8
Louisiana	01/30/2020		33:12	5-14	.357	2-3	.667	0-0	.000	0	2	2	2.7	1	8	1	0	1	12	12.8
La.-Monroe	02/01/2020	*	26:21	3-7	.429	1-3	.333	0-0	.000	0	3	3	2.7	0	6	0	0	0	7	12.5
at Appalachian St.	02/06/2020	*	23:34	6-13	.462	1-4	.250	1-3	.333	0	0	0	2.6	4	1	2	0	0	14	12.6
Totals		**20**	**696:28**	**110-284**	**.387**	**28-109**	**.257**	**54-67**	**.806**	**8**	**55**	**63**	**2.6**	**65**	**91**	**47**	**3**	**19**	**302**	**12.6**

CAREER STATS

					3-Ptr		F-Throws		Rebounds											
Season	GP-GS	Min/Avg	FG-FGA	Pct	FG-FGA	Pct	FT-FTA	Pct	Off	Def	Tot	Avg	PF	FO	A	TO	Blk	Stl	Pts	Avg
2016-17	29-29	0/0.0	97-236	.411	37-97	.381	101-123	.821	6	53	59	2.0	61	1	182	44	2	53	332	11.4
2017-18	33-33	0/0.0	173-379	.456	41-121	.339	123-174	.707	7	78	85	2.6	71	3	183	59	3	57	510	15.5
2018-19	33-32	983/29.8	176-443	.397	52-171	.304	103-128	.805	15	71	86	2.6	98	1	119	71	3	39	507	15.4
2019-20	24-20	694/28.9	110-284	.387	28-109	.257	54-67	.806	8	55	63	2.6	65	0	91	47	3	19	302	12.6
Total	119-114	1677/14.1	556-1342	.414	158-498	.317	381-492	.774	36	257	293	2.5	295	5	575	221	11	168	1651	13.9

1 SAM GRIFFIN

@samgriffin3rd

Fr.	G	6-3	175	Miami, FL	Westminster Academy

RECORD PERFORMANCES

POINTS
- **Career** 20, 2x, Last @ Little Rock (1/4/20)
- **Season** Same As Career
- **Sun Belt** 20 @ Little Rock (1/4/20)

REBOUNDS
- **Career** 5 vs. Louisiana (1/30/20)
- **Season** Same As Career
- **Sun Belt** 5 vs. Louisiana (1/30/20)

ASSISTS
- **Career** 4 @ Louisiana (1/16/20)
- **Season** Same As Career
- **Sun Belt** 4 @ Louisiana (1/16/20)

STEALS
- **Career** 2, 2x, Last @ Houston (12/11/19)
- **Season** Same As Career
- **Sun Belt** 1, 6x, Last vs. Louisiana (1/30/20)

FIELD GOALS MADE
- **Career** 8, 2x, Last @ Little Rock (1/4/20)
- **Season** Same As Career
- **Sun Belt** 8 @ Little Rock (1/4/20)

FIELD GOALS ATTEMPTED
- **Career** 13 @ Little Rock (1/4/20)
- **Season** Same As Career
- **Sun Belt** 13 @ Little Rock (1/4/20)

FREE THROWS MADE
- **Career** 4 @ ULM (1/18/20)
- **Season** Same As Career
- **Sun Belt** 4 @ ULM (1/18/20)

FREE THROWS ATTEMPTED
- **Career** 4, 3x, Last @ ULM (1/18/20)
- **Season** Same As Career
- **Sun Belt** 4, 2x, Last @ ULM (1/18/20)

3-POINT FIELD GOALS MADE
- **Career** 4, 2x, Last vs. ULM (2/1/20)
- **Season** Same As Career
- **Sun Belt** 4 vs. ULM (2/1/20)

3-POINT FIELD GOALS ATTEMPTED
- **Career** 8 @ Louisiana (1/16/20)
- **Season** Same As Career
- **Sun Belt** 8 @ Louisiana (1/16/20)

MINUTES
- **Career** 29 @ Houston (12/11/19)
- **Season** Same As Career
- **Sun Belt** 27 vs. ULM (2/1/20)

MISCELLANEOUS

	Year	Career
Double-Figure Points	8	8
20+ Points	2	2
Double-Doubles		
5+ Rebounds	1	1
Double-Figure Assists		
Games W/ A Steal	13	13

2019-20 SEASON NUGGETS

Has started the last six games while averaging 10.2 points over that stretch ... has led UTA in scoring four times this year ... **four 3-pointers against ULM, his most versus a Division-I opponent** ... 13 points on the road at Nevada; nine of those points came on three 3-pointers in the closing 90 seconds of the 1st half ... delivered a then-high **20 points in a road win at Elon, going 8-9 from the floor; that 89-percent performance is tied for the 3rd-best by any Sun Belt player this season** ... scored 14 of his team-high 16 points in the 2nd half versus UC Santa Barbara ... 14 points in his second-career start at Louisiana.

HIGH SCHOOL

First Team All-State selection in Class 4A as a senior … First Team All-County as a senior … averaged 23 points per game as a senior … led his team to a third-straight state championship ... attended Miami Norland for two years before transferring to Westminster where he scored 1,000+ points in two seasons.

PAINT TOUCHES

A-Typical Major
Nursing Major Due To The Guaranteed Job Placement

Roommate
Tre Jones

About Tre Jones
Outgoing

Put A Smile On
Enjoyes Making People Happy/Smile

Campus Description
Extremely Active

Come Talk To Me
Extremely Approachable; Loves Conversing

GAME-BY-GAME STATS

				Total		3-Pointers		Free throws		Rebounds											
Opponent	Date	GS	MIN	FG-FGA	PCT	3FG-3FGA	PCT	FT-FTA	PCT	OFF	DEF	TOT	AVG	PF	A	T/O	BLK	STL	PTS	AVG
Texas-Dallas	11/05/2019		14:24	4-7	.571	4-7	.571	0-0	.000	0	1	1	1.0	1	3	0	0	1	12	12.0
Tulsa	11/09/2019		23:02	2-7	.286	0-4	.000	0-0	.000	0	2	2	1.5	2	2	1	0	1	4	8.0
at Nevada	11/12/2019		20:17	5-11	.455	3-7	.429	0-0	.000	0	0	0	1.0	0	2	1	0	1	13	9.7
at Oregon	11/17/2019		19:15	0-5	.000	0-4	.000	0-0	.000	0	0	0	0.8	0	1	1	0	1	0	7.3
at Gonzaga	11/19/2019		14:47	2-5	.400	1-3	.333	0-0	.000	0	2	2	1.0	1	0	0	0	0	5	6.8
Arkansas Tech	11/24/2019		19:14	2-10	.200	0-3	.000	0-0	.000	0	0	0	0.8	2	2	0	0	1	4	6.3
vs Furman	11/27/2019		10:00	1-3	.333	0-1	.000	1-1	1.000	0	1	1	0.9	1	0	2	0	0	3	5.9
at Elon	11/28/2019		24:00	8-9	.889	3-4	.750	1-2	.500	0	3	3	1.1	3	0	3	0	2	20	7.6
North Texas	12/02/2019		16:03	2-5	.400	0-0	.000	0-0	.000	0	0	0	1.0	2	0	0	0	0	4	7.2
UC Santa Barbara	12/07/2019		20:46	5-12	.417	3-7	.429	3-4	.750	0	2	2	1.1	0	0	2	0	0	16	8.1
at Houston	12/11/2019	*	28:44	1-8	.125	0-5	.000	1-2	.500	1	1	2	1.2	1	1	1	0	2	3	7.6
at Georgia St.	12/19/2019		05:52	1-2	.500	0-1	.000	0-0	.000	0	1	1	1.2	0	0	0	0	0	2	7.2
at Ga. Southern	12/21/2019		14:45	1-3	.333	1-2	.500	3-4	.750	0	1	1	1.2	1	0	2	0	1	6	7.1
at Arkansas St.	01/02/2020		14:08	2-4	.500	0-1	.000	0-1	.000	0	2	2	1.2	1	3	2	0	0	4	6.9
at Little Rock	01/04/2020		24:10	8-13	.615	3-7	.429	1-1	1.000	0	1	1	1.2	0	1	1	0	0	20	7.7
South Alabama	01/06/2020		14:48	1-7	.143	1-7	.143	2-2	1.000	0	0	0	1.1	0	0	0	0	0	5	7.6
Appalachian St.	01/09/2020		11:56	1-2	.500	1-2	.500	0-0	.000	0	1	1	1.1	2	0	0	0	1	3	7.3
Coastal Carolina	01/11/2020		16:26	3-5	.600	2-2	1.000	0-0	.000	0	1	1	1.1	2	2	0	0	1	8	7.3
at Louisiana	01/16/2020	*	25:39	6-12	.500	2-8	.250	0-0	.000	0	1	1	1.1	2	4	0	0	1	14	7.7
at La.-Monroe	01/18/2020	*	21:07	2-6	.333	1-5	.200	4-4	1.000	0	2	2	1.2	1	3	3	0	0	9	7.8
at Texas St.	01/25/2020	*	24:18	3-9	.333	1-3	.333	2-2	1.000	0	0	0	1.1	0	2	0	0	1	9	7.8
Louisiana	01/30/2020	*	25:12	4-11	.364	2-6	.333	0-0	.000	0	5	5	1.3	0	0	0	0	1	10	7.9
La.-Monroe	02/01/2020	*	26:55	6-9	.667	4-7	.571	1-2	.500	0	0	0	1.2	0	1	0	0	0	17	8.3
at Appalachian St.	02/06/2020	*	10:26	1-4	.250	0-2	.000	0-0	.000	0	0	0	1.2	2	1	0	0	0	2	8.0
Totals		**7**	**446:11**	**71-169**	**.420**	**32-98**	**.327**	**19-25**	**.760**	**1**	**27**	**28**	**1.2**	**24**	**28**	**19**	**0**	**15**	**193**	**8.0**

CAREER STATS

			Total		3-Ptr		F-Throws		Rebounds											
Season	GP-GS	Min/Avg	FG-FGA	Pct	FG-FGA	Pct	FT-FTA	Pct	Off	Def	Tot	Avg	PF	FO	A	TO	Blk	Stl	Pts	Avg
2019-20	24-7	451/18.8	71-169	.420	32-98	.327	19-25	.760	1	27	28	1.2	24	0	28	19	0	15	193	8.0
Total	24-7	451/18.8	71-169	.420	32-98	.327	19-25	.760	1	27	28	1.2	24	0	28	19	0	15	193	8.0

2 | JORDAN PHILLIPS

@J25Phillips
@jord2nphillips

So.	F	6-7	215	Fort Worth, TX	Arkansas	Grace Prep

RECORD PERFORMANCES

POINTS

Career	18 @ Little Rock (1/4/20)
Season	18 @ Little Rock (1/4/20)
Sun Belt	18 @ Little Rock (1/4/20)

REBOUNDS

Career	7, 3x, Last vs. Coastal Carolina (1/11/20)
Season	7, 3x, Last vs. Coastal Carolina (1/11/20)
Sun Belt	7, 2x, Last vs. Coastal Carolina (1/11/20)

ASSISTS

Career	4 vs. Coastal Carolina (1/11/20)
Season	4 vs. Coastal Carolina (1/11/20)
Sun Belt	4 vs. Coastal Carolina (1/11/20)

STEALS

Career	3 vs. South Alabama (1/6/20)
Season	3 vs. South Alabama (1/6/20)
Sun Belt	3 vs. South Alabama (1/6/20)

FIELD GOALS MADE

Career	5, 4x, Last vs. Coastal Carolina (1/11/20)
Season	5, 4x, Last vs. Coastal Carolina (1/11/20)
Sun Belt	5, 2x, Last vs. Coastal Carolina (1/11/20)

FIELD GOALS ATTEMPTED

Career	14 vs. Coastal Carolina (1/11/20)
Season	14 vs. Coastal Carolina (1/11/20)
Sun Belt	14 vs. Coastal Carolina (1/11/20)

FREE THROWS MADE

Career	6 vs. UT Dallas (11/5/19)
Season	6 vs. UT Dallas (11/5/19)
Sun Belt	4, 2x, Last @ ULM (1/18/20)

FREE THROWS ATTEMPTED

Career	9 vs. UT Dallas (11/5/19)
Season	9 vs. UT Dallas (11/5/19)
Sun Belt	5 @ ULM (1/18/20)

3-POINT FIELD GOALS MADE

Career	4 @ Little Rock (1/4/20)
Season	4 @ Little Rock (1/4/20)
Sun Belt	4 @ Little Rock (1/4/20)

3-POINT FIELD GOALS ATTEMPTED

Career	6 @ Little Rock (1/4/20)
Season	6 @ Little Rock (1/4/20)
Sun Belt	6 @ Little Rock (1/4/20)

MINUTES

Career	35, 2x, Last vs. Coastal Carolina (1/11/20)
Season	35, 4x, Last vs. Coastal Carolina (1/11/20)
Sun Belt	35 vs. Coastal Carolina (1/11/20)

MISCELLANEOUS

	Year	Career
Double-Figure Points	8	8
20+ Points		
Double-Doubles		
5+ Rebounds	7	7
Double-Figure Assists		
Games W/ A Steal	12	13

2019-20 SEASON NUGGETS

Stretch of a career-best three-straight double-figure point games snapped at Texas State ... in his first game with UTA he scored a then-season and then-career-high 17 points against UT Dallas ... **surpassed that with a career-high 18 points at Little Rock on a career-best four 3-pointers** ... 14 points at #14 Oregon and 14 points versus UC Santa Barbara; added a career-best seven rebounds in that contest (has matched that total twice since: Appalachian State, Coastal Carolina) ... career-high three steals versus South Alabama; career-best four assists versus Coastal Carolina.

PRIOR TO UTA

Transferred from Arkansas to UTA prior to the spring 2019 semester in January and became eligible immediately following a waiver approval ... played in seven games at Arkansas ... ranked as the 11th-best prospect in Texas coming out of high school, the 37th-best shooting guard in the country and just outside the top-100 national rankings.

PAINT TOUCHES

Transfer
UTA Staff & Players Extremely Welcoming; Strong Academic Focus At UTA More So Than Arkansas, Which Played A Role

Roommate
Grayson Carter

About Grayson
Have Known Each Other Since 8th Grade

Don't Touch ...
His Bellybutton; Hates It & Has A Phobia

Tore Right Meniscus
Summer Of 2018

GAME-BY-GAME STATS

				Total		3-Pointers		Free throws		Rebounds											
Opponent	Date	GS	MIN	FG-FGA	PCT	3FG-3FGA	PCT	FT-FTA	PCT	OFF	DEF	TOT	AVG	PF	A	T/O	BLK	STL	PTS	AVG
Texas-Dallas	11/05/2019	*	21:11	5-8	.625	1-3	.333	6-9	.667	3	2	5	5.0	1	0	1	0	1	17	17.0
Tulsa	11/09/2019	*	19:19	1-3	.333	1-2	.500	0-0	.000	0	1	1	3.0	3	2	2	0	0	3	10.0
at Nevada	11/12/2019	*	14:40	0-2	.000	0-1	.000	1-2	.500	1	1	2	2.7	0	0	2	0	0	1	7.0
at Oregon	11/17/2019		21:55	4-12	.333	3-5	.600	3-4	.750	1	4	5	3.3	0	0	0	0	0	14	8.8
at Gonzaga	11/19/2019		19:52	2-5	.400	0-0	.000	1-2	.500	1	4	5	3.6	1	1	1	0	1	5	8.0
Arkansas Tech	11/24/2019		20:02	4-10	.400	0-3	.000	0-0	.000	1	3	4	3.7	0	1	1	0	1	8	8.0
vs Furman	11/27/2019		14:00	1-2	.500	0-1	.000	0-0	.000	1	1	2	3.4	3	2	1	0	0	2	7.1
at Elon	11/28/2019		27:00	3-5	.600	1-2	.500	4-4	1.000	0	3	3	3.4	2	1	0	0	0	11	7.6
North Texas	12/02/2019		20:29	1-6	.167	0-2	.000	1-2	.500	2	1	3	3.3	1	0	2	1	0	3	7.1
UC Santa Barbara	12/07/2019	*	28:22	5-10	.500	1-3	.333	3-6	.500	2	5	7	3.7	2	1	2	1	2	14	7.8
at Houston	12/11/2019	*	35:03	1-7	.143	0-2	.000	3-4	.750	1	3	4	3.7	2	0	1	0	1	5	7.5
at Georgia St.	12/19/2019		18:21	2-6	.333	1-3	.333	0-0	.000	1	1	2	3.6	1	1	2	0	1	5	7.3
at Ga. Southern	12/21/2019		18:56	1-5	.200	0-0	.000	0-0	.000	0	1	1	3.4	2	0	1	0	0	2	6.9
at Arkansas St.	01/02/2020	*	22:57	2-6	.333	0-1	.000	2-2	1.000	0	4	4	3.4	2	3	2	0	1	6	6.9
at Little Rock	01/04/2020	*	32:36	5-9	.556	4-6	.667	4-4	1.000	0	1	1	3.3	1	4	1	0	0	18	7.6
South Alabama	01/06/2020	*	17:12	0-2	.000	0-1	.000	0-0	.000	1	2	3	3.3	3	1	1	0	3	0	7.1
Appalachian St.	01/09/2020	*	24:52	1-5	.200	0-2	.000	1-2	.500	1	6	7	3.5	1	3	1	1	1	3	6.9
Coastal Carolina	01/11/2020	*	34:50	5-14	.357	1-5	.200	2-3	.667	2	5	7	3.7	3	4	0	0	0	13	7.2
at Louisiana	01/16/2020	*	23:45	3-11	.273	1-2	.500	3-3	1.000	2	3	5	3.7	2	2	0	0	1	10	7.4
at La.-Monroe	01/18/2020	*	27:21	3-10	.300	0-3	.000	4-5	.800	2	2	4	3.8	1	1	1	0	1	10	7.5
at Texas St.	01/25/2020	*	26:53	0-5	.000	0-0	.000	0-0	.000	2	2	4	3.8	1	1	3	0	0	0	7.1
Louisiana	01/30/2020	*	17:57	1-4	.250	1-2	.500	0-0	.000	0	1	1	3.6	0	2	0	0	1	3	7.0
La.-Monroe	02/01/2020	*	24:18	2-9	.222	0-2	.000	0-0	.000	2	2	4	3.7	1	1	1	0	0	4	6.8
at Appalachian St.	02/06/2020	*	21:58	0-2	.000	0-1	.000	0-0	.000	1	0	1	3.5	1	0	1	0	0	0	6.5
Totals		**16**	**553:50**	**52-158**	**.329**	**15-52**	**.288**	**38-52**	**.731**	**27**	**58**	**85**	**3.5**	**34**	**31**	**27**	**3**	**15**	**157**	**6.5**

CAREER STATS

			Total		3-Ptr		F-Throws		Rebounds											
Season	GP-GS	Min/Avg	FG-FGA	Pct	FG-FGA	Pct	FT-FTA	Pct	Off	Def	Tot	Avg	PF	FO	A	TO	Blk	Stl	Pts	Avg
2018-19	7-0	38/5.4	3-20	.150	0-6	.000	4-4	1.000	1	4	5	0.7	6	0	1	2	0	1	10	1.4
2019-20	24-16	548/22.8	52-158	.329	15-52	.288	38-52	.731	27	58	85	3.5	34	0	31	27	3	15	157	6.5
Total	31-16	586/18.9	55-178	.309	15-58	.259	42-56	.750	28	62	90	2.9	40	0	32	29	3	16	167	5.4

3 AYOUB NOUHI

A-ube NEW-he

@ayoubnouhi3

So.	G/F	6-6	205	Brussels, Belgium	Institute Saint-Louis Namur

RECORD PERFORMANCES

POINTS
- **Career** 9, 3x, Last vs. ULM (2/23/19)
- **Season** 8 vs. Tulsa (11/9/19)
- **Sun Belt** 9, 3x, Last vs. ULM (2/23/19)

REBOUNDS
- **Career** 5 vs. Little Rock (1/19/19)
- **Season** 3, 7x, Last @ Little Rock (1/4/20)
- **Sun Belt** 5 vs. Little Rock (1/19/19)

ASSISTS
- **Career** 3, 3x, Last vs. UC Santa Barbara (12/7/19)
- **Season** 3, 3x, Last vs. UC Santa Barbara (12/7/19)
- **Sun Belt** 2, 3x, Last vs. ULM (2/23/19)

STEALS
- **Career** 3 vs. Arkansas State (1/17/19)
- **Season** 1, 7x, Last vs. Coastal Carolina (1/11/20)
- **Sun Belt** 3 vs. Arkansas State (1/17/19)

FIELD GOALS MADE
- **Career** 4 vs. Coastal Carolina (2/7/19)
- **Season** 3, 2x, Last vs. Arkansas Tech (11/24/19)
- **Sun Belt** 4 vs. Coastal Carolina (2/7/19)

FIELD GOALS ATTEMPTED
- **Career** 6, 5x, Last vs. Arkansas Tech (11/24/19)
- **Season** 6, 3x, Last vs. Arkansas Tech (11/24/19)
- **Sun Belt** 6, 2x, Last vs. ULM (2/23/19)

FREE THROWS MADE
- **Career** 2, 3x, Last @ Houston (12/11/19)
- **Season** 2, 3x, Last @ Houston (12/11/19)
- **Sun Belt** 1, 4x, Last vs. Appalachian State (1/9/20)

FREE THROWS ATTEMPTED
- **Career** 4 @ Nevada (11/12/19)
- **Season** 4 @ Nevada (11/12/19)
- **Sun Belt** 2, 5x, Last vs. Appalachian State (1/9/20)

3-POINT FIELD GOALS MADE
- **Career** 2, 4x, Last vs. Tulsa (11/9/19)
- **Season** 2 vs. Tulsa (11/9/19)
- **Sun Belt** 2, 3x, Last vs. ULM (2/23/19)

3-POINT FIELD GOALS ATTEMPTED
- **Career** 5 vs. Tulsa (11/9/19)
- **Season** 5 vs. Tulsa (11/9/19)
- **Sun Belt** 4 vs. Little Rock (1/19/19)

MINUTES
- **Career** 22 @ Arkansas State (1/2/20)
- **Season** 22 @ Arkansas State (1/2/20)
- **Sun Belt** 22 @ Arkansas State (1/2/20)

MISCELLANEOUS

	Year	Career
Double-Figure Points		
20+ Points		
Double-Doubles		
5+ Rebounds		1
Double-Figure Assists		
Games W/ A Steal	6	13

2019-20 SEASON NUGGETS

Did not travel to App State nor Coastal Carolina (sickness) ... has started nine games this year, including five in a row before the road Louisiana contest ... recorded a season-high eight points against Tulsa, one shy of matching his career high ... issued a career-high-tying three assists versus UT Dallas, North Texas and UC Santa Barbara ... has secured a season-high three rebounds on seven occasions this season ... did not play at ULM or versus Louisiana at home (coach's decision).

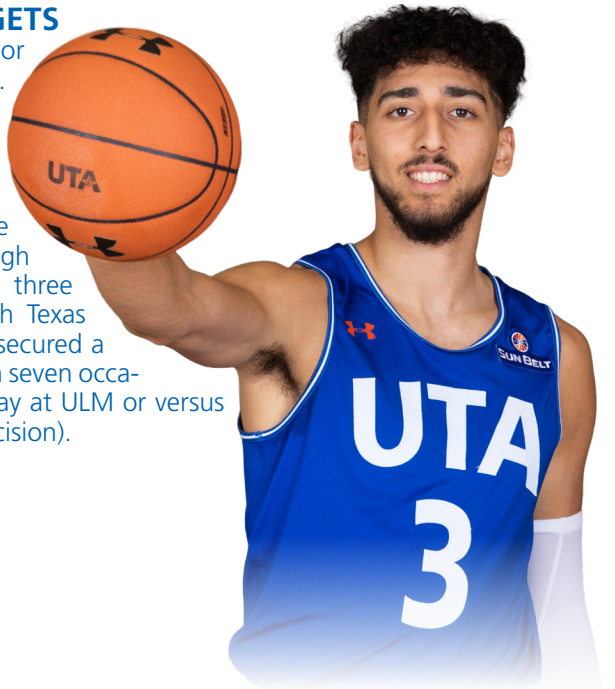

PAINT TOUCHES

Quadrilingual
Can Speak French, English, Arabic & Dutch

Americans Are...
More Friendly Than He Expected Them To Be

Color Blind
Can't See Red, Blue, Green Or Brown

Roommate
Jabari Narcis

Jabari Is Always...
Making Food At 3 AM

Favorite Fast Food
Chick-fil-A

GAME-BY-GAME STATS

				Total		3-Pointers		Free throws		Rebounds										
Opponent	Date	GS	MIN	FG-FGA	PCT	3FG-3FGA	PCT	FT-FTA	PCT	OFF	DEF	TOT	AVG	PF	A	T/O	BLK	STL	PTS	AVG
Texas-Dallas	11/05/2019	*	19:39	1-6	.167	0-2	.000	0-0	.000	1	2	3	3.0	2	3	1	0	0	2	2.0
Tulsa	11/09/2019	*	20:13	3-6	.500	2-5	.400	0-0	.000	1	1	2	2.5	2	0	0	0	0	8	5.0
at Nevada	11/12/2019	*	19:16	1-3	.333	1-3	.333	2-4	.500	0	0	0	1.7	3	1	0	0	1	5	5.0
at Oregon	11/17/2019		13:49	1-3	.333	0-1	.000	0-0	.000	1	2	3	2.0	0	0	0	0	0	2	4.3
at Gonzaga	11/19/2019		18:09	1-3	.333	1-1	1.000	2-2	1.000	0	1	1	1.8	0	0	0	0	1	5	4.4
Arkansas Tech	11/24/2019		17:52	3-6	.500	1-1	1.000	0-0	.000	0	2	2	1.8	1	1	3	0	0	7	4.8
vs Furman	11/27/2019		13:00	1-3	.333	0-1	.000	0-0	.000	0	1	1	1.7	2	0	1	0	0	2	4.4
at Elon	11/28/2019		11:00	0-2	.000	0-1	.000	1-2	.500	1	2	3	1.9	1	0	0	1	0	1	4.0
North Texas	12/02/2019		16:08	1-1	1.000	0-0	.000	0-0	.000	0	1	1	1.8	2	3	0	0	1	2	3.8
UC Santa Barbara	12/07/2019	*	16:38	0-0	.000	0-0	.000	0-0	.000	0	3	3	1.9	4	3	1	0	1	0	3.4
at Houston	12/11/2019		15:05	0-2	.000	0-1	.000	2-2	1.000	0	0	0	1.7	1	1	0	0	1	2	3.3
at Georgia St.	12/19/2019		07:28	1-1	1.000	0-0	.000	0-0	.000	1	0	1	1.7	2	0	3	0	0	2	3.2
at Ga. Southern	12/21/2019		16:46	0-0	.000	0-0	.000	0-0	.000	0	3	3	1.8	0	1	2	1	0	0	2.9
at Arkansas St.	01/02/2020	*	22:23	1-2	.500	0-1	.000	0-0	.000	1	2	3	1.9	2	1	0	0	0	2	2.9
at Little Rock	01/04/2020	*	05:53	0-0	.000	0-0	.000	0-0	.000	1	2	3	1.9	1	1	2	0	0	0	2.7
South Alabama	01/06/2020	*	12:39	0-0	.000	0-0	.000	0-0	.000	0	2	2	1.9	0	0	0	0	0	0	2.5
Appalachian St.	01/09/2020	*	12:25	0-2	.000	0-0	.000	1-2	.500	0	0	0	1.8	2	0	0	0	1	1	2.4
Coastal Carolina	01/11/2020	*	16:01	2-3	.667	0-0	.000	0-0	.000	1	1	2	1.8	3	0	0	0	1	4	2.5
at Louisiana	01/16/2020		02:44	0-0	.000	0-0	.000	0-0	.000	0	0	0	1.7	0	0	1	0	0	0	2.4
at Texas St.	01/25/2020		00:01	0-0	.000	0-0	.000	0-0	.000	0	0	0	1.7	0	0	0	0	0	0	2.3
La.-Monroe	02/01/2020		04:01	0-1	.000	0-1	.000	0-0	.000	0	2	2	1.7	1	0	0	0	0	0	2.1
Totals		**9**	**281:11**	**16-44**	**.364**	**5-18**	**.278**	**8-12**	**.667**	**8**	**27**	**35**	**1.7**	**29**	**15**	**14**	**2**	**7**	**45**	**2.1**

CAREER STATS

			Total		3-Ptr		F-Throws		Rebounds											
Season	GP-GS	Min/Avg	FG-FGA	Pct	FG-FGA	Pct	FT-FTA	Pct	Off	Def	Tot	Avg	PF	FO	A	TO	Blk	Stl	Pts	Avg
2018-19	31-18	369/11.9	32-68	.471	9-26	.346	5-15	.333	13	24	37	1.2	34	0	10	18	2	11	78	2.5
2019-20	21-9	280/13.3	16-44	.364	5-18	.278	8-12	.667	8	27	35	1.7	29	0	15	14	2	7	45	2.1
Total	52-27	649/12.5	48-112	.429	14-44	.318	13-27	.481	21	51	72	1.4	63	0	25	32	4	18	123	2.4

4 DAVID AZORE

AYE-zore
@dazore6
@david22hh

R-So.	G	6-4	205	Houston, TX	Clear Brook HS

RECORD PERFORMANCES

POINTS
- **Career** 33 @ Georgia Southern (12/21/19)
- **Season** 33 @ Georgia Southern (12/21/19)
- **Sun Belt** 33 @ Georgia Southern (12/21/19)

REBOUNDS
- **Career** 13 @ Texas State (2/2/19)
- **Season** 12 @ Georgia Southern (12/21/19)
- **Sun Belt** 13 @ Texas State (2/2/19)

ASSISTS
- **Career** 8 vs. ULM (2/1/20)
- **Season** 8 vs. ULM (2/1/20)
- **Sun Belt** 8 vs. ULM (2/1/20)

STEALS
- **Career** 3, 3x, Last @ Texas State (1/25/20)
- **Season** 3, 3x, Last @ Texas State (1/25/20)
- **Sun Belt** 3, 3x, Last @ Texas State (1/25/20)

FIELD GOALS MADE
- **Career** 11 @ Georgia Southern (12/21/19)
- **Season** 11 @ Georgia Southern (12/21/19)
- **Sun Belt** 11 @ Georgia Southern (12/21/19)

FIELD GOALS ATTEMPTED
- **Career** 24 vs. Coastal Carolina (1/11/20)
- **Season** 24 vs. Coastal Carolina (1/11/20)
- **Sun Belt** 24 vs. Coastal Carolina (1/11/20)

FREE THROWS MADE
- **Career** 9, 2x, Last @ Georgia Southern (12/21/19)
- **Season** 9 @ Georgia Southern (12/21/19)
- **Sun Belt** 9, 2x, Last @ Georgia Southern (12/21/19)

FREE THROWS ATTEMPTED
- **Career** 10, 3x, Last @ Georgia Southern (12/21/19)
- **Season** 10, 2x, Last @ Georgia Southern (12/21/19)
- **Sun Belt** 10, 2x, Last @ Georgia Southern (12/21/19)

3-POINT FIELD GOALS MADE
- **Career** 4 vs. Appalachian State (1/9/20)
- **Season** 4 vs. Appalachian State (1/9/20)
- **Sun Belt** 4 vs. Appalachian State (1/9/20)

3-POINT FIELD GOALS ATTEMPTED
- **Career** 8 vs. Coastal Carolina (1/11/20)
- **Season** 8 vs. Coastal Carolina (1/11/20)
- **Sun Belt** 8 vs. Coastal Carolina (1/11/20)

MINUTES
- **Career** 38, 2x, Last vs. UC Santa Barbara (12/7/19)
- **Season** 38 vs. UC Santa Barbara (12/7/19)
- **Sun Belt** 38 vs. ULM (2/23/19)

MISCELLANEOUS

	Year	Career
Double-Figure Points	22	34
20+ Points	4	4
Double-Doubles	2	4
5+ Rebounds	11	25
Double-Figure Assists		
Games W/ A Steal	14	29

2019-20 SEASON NUGGETS

10 percent of his career assists have come in the last two games (14 of 142) on a career-high 8 vs. ULM; 6 @ App State ... zero free-throw attempts the last two games ... streak of double-figure points in 21-straight games snapped with a season-low two points versus ULM ... in Sun Belt games, he is 3rd in the league with 17.1 points per game, 3rd in field-goal percentage (50.3) and 6th in assists (3.8) ... 4th in the Sun Belt in free-throw percentage for the entire year at 83.9 (94-112) ... **responsible for 32 percent of UTA's total free throws made this season (94 of 292)** ... career-high 33 points at Georgia Southern to go along with 12 rebounds ... **all 12 rebounds came on the defensive end, tied for the 10th-most in single-game program history ... that is one of only two 30-point double-doubles by a Sun Belt player this year**.

Torn his ACL in UTA's preseason charity scrimmage win over Oklahoma in October of 2017.

PAINT TOUCHES

Sports Allegiances
NBA: Rockets
NFL: Texans

Roommate
Patrick Mwamba

Twinning
Has A Twin Sister, Joilyn, Who Plays Volleyball At Southern University; Everyone Says They Look Alike, But He Doesn't Agree

The Self-Proclaimed...
Best NBA 2K 2020 Video Game Player On The Team

Wants To Improve
Assist-TO Ratio & Finishing

GAME-BY-GAME STATS

Opponent	Date	GS	MIN	Total FG-FGA	Total PCT	3-Pointers 3FG-3FGA	3-Pointers PCT	Free throws FT-FTA	Free throws PCT	Rebounds OFF	Rebounds DEF	Rebounds TOT	Rebounds AVG	PF	A	T/O	BLK	STL	PTS	AVG
Texas-Dallas	11/05/2019	*	23:52	3-5	.600	1-1	1.000	0-0	.000	0	4	4	4.0	0	2	0	0	1	7	7.0
Tulsa	11/09/2019	*	27:41	4-11	.364	0-4	.000	4-4	1.000	1	5	6	5.0	2	6	3	0	2	12	9.5
at Nevada	11/12/2019	*	26:26	2-4	.500	1-2	.500	7-8	.875	0	3	3	4.3	2	4	3	0	2	12	10.3
at Oregon	11/17/2019	*	25:55	2-8	.250	2-3	.667	5-6	.833	3	3	6	4.8	2	2	0	0	1	11	10.5
at Gonzaga	11/19/2019	*	27:44	4-6	.667	2-3	.667	5-7	.714	0	4	4	4.6	3	2	1	0	0	15	11.4
Arkansas Tech	11/24/2019	*	30:28	4-5	.800	1-1	1.000	7-8	.875	0	4	4	4.5	3	3	5	0	0	16	12.2
vs Furman	11/27/2019	*	34:00	5-9	.556	2-2	1.000	0-0	.000	0	5	5	4.6	1	4	3	0	0	12	12.1
at Elon	11/28/2019	*	36:00	4-12	.333	1-3	.333	2-2	1.000	0	4	4	4.5	3	3	2	0	1	11	12.0
North Texas	12/02/2019	*	26:25	4-9	.444	1-4	.250	8-10	.800	1	2	3	4.3	3	6	1	0	2	17	12.6
UC Santa Barbara	12/07/2019	*	37:52	4-12	.333	0-3	.000	5-7	.714	1	9	10	4.9	3	7	2	0	1	13	12.6
at Houston	12/11/2019	*	37:20	3-14	.214	1-4	.250	6-7	.857	3	5	8	5.2	4	2	1	0	0	13	12.6
at Georgia St.	12/19/2019	*	34:13	6-11	.545	3-4	.750	8-8	1.000	0	3	3	5.0	4	4	6	1	0	23	13.5
at Ga. Southern	12/21/2019	*	32:36	11-14	.786	2-2	1.000	9-10	.900	0	12	12	5.5	1	4	4	0	3	33	15.0
at Arkansas St.	01/02/2020	*	22:17	5-9	.556	2-3	.667	1-2	.500	0	5	5	5.5	4	3	2	0	0	13	14.9
at Little Rock	01/04/2020	*	28:15	7-14	.500	1-4	.250	1-1	1.000	0	2	2	5.3	3	3	3	0	0	16	14.9
South Alabama	01/06/2020	*	25:36	5-9	.556	1-5	.200	3-4	.750	0	2	2	5.1	3	1	3	0	0	14	14.9
Appalachian St.	01/09/2020	*	31:33	9-14	.643	4-7	.571	3-5	.600	2	3	5	5.1	2	4	3	1	0	25	15.5
Coastal Carolina	01/11/2020	*	35:29	10-24	.417	1-8	.125	5-6	.833	2	2	4	5.0	1	6	3	0	1	26	16.1
at Louisiana	01/16/2020	*	27:11	4-10	.400	1-3	.333	3-4	.750	0	4	4	4.9	2	3	1	1	3	12	15.8
at La.-Monroe	01/18/2020	*	31:32	4-11	.364	0-2	.000	5-6	.833	0	5	5	5.0	3	2	1	0	0	13	15.7
at Texas St.	01/25/2020	*	26:22	8-14	.571	1-2	.500	2-2	1.000	2	4	6	5.0	2	3	2	0	3	19	15.9
Louisiana	01/30/2020	*	31:29	4-13	.308	1-5	.200	5-5	1.000	0	6	6	5.0	1	3	0	0	1	14	15.8
La.-Monroe	02/01/2020	*	27:18	1-4	.250	0-0	.000	0-0	.000	1	1	2	4.9	3	8	2	0	1	2	15.2
at Appalachian St.	02/06/2020	*	32:02	6-12	.500	0-4	.000	0-0	.000	0	4	4	4.9	1	6	3	1	2	12	15.0
Totals		**24**	**719:37**	**119-254**	**.469**	**29-79**	**.367**	**94-112**	**.839**	**16**	**101**	**117**	**4.9**	**56**	**91**	**54**	**4**	**24**	**361**	**15.0**

CAREER STATS

Season	GP-GS	Min/Avg	Total FG-FGA	Total Pct	3-Ptr FG-FGA	3-Ptr Pct	F-Throws FT-FTA	F-Throws Pct	Rebounds Off	Rebounds Def	Rebounds Tot	Rebounds Avg	PF	FO	A	TO	Blk	Stl	Pts	Avg
2018-19	32-17	743/23.2	75-233	.322	9-47	.191	110-135	.815	21	113	134	4.2	60	1	51	83	2	19	269	8.4
2019-20	24-24	723/30.1	119-254	.469	29-79	.367	94-112	.839	16	101	117	4.9	56	0	91	54	4	24	361	15.0
Total	56-41	1466/26.2	194-487	.398	38-126	.302	204-247	.826	37	214	251	4.5	116	1	142	137	6	43	630	11.3

10 RADSHAD DAVIS

ruh-SHAHD
@davis_boy242
@shad242

Sr. | G | 6-2 | 205 | Nassau, Bahamas | Missouri State-West Plains JC | Sunrise Christian HS

RECORD PERFORMANCES

POINTS
- **Career** 33 vs. Three Rivers (1/20/18)
- **Season** 19 @ ULM (1/18/20)
- **Sun Belt** 19 @ ULM (1/18/20)

REBOUNDS
- **Career** 14 @ ULM (1/18/20)
- **Season** 14 @ ULM (1/18/20)
- **Sun Belt** 14 @ ULM (1/18/20)

ASSISTS
- **Career** 7 vs. Northwest Mississippi (11/28/17)
- **Season** 4, 2x, Last vs. Louisiana (1/30/20)
- **Sun Belt** 5 vs. Louisiana (2/21/19)

STEALS
- **Career** 4, 4x, Last @ Appalachian State (2/6/20)
- **Season** 4, 2x, Last @ Appalachian State (2/6/20)
- **Sun Belt** 4, 2x, Last @ Appalachian State (2/6/20)

FIELD GOALS MADE
- **Career** 13 vs. Three Rivers (1/20/18)
- **Season** 6, 2x, Last @ ULM (1/18/20)
- **Sun Belt** 7 vs. Louisiana (2/21/19)

FIELD GOALS ATTEMPTED
- **Career** 21 vs. Three Rivers (1/20/18)
- **Season** 12, 2x, Last vs. UC Santa Barbara (12/7/19)
- **Sun Belt** 10, 5x, Last @ Appalachian State (2/6/20)

FREE THROWS MADE
- **Career** 12 @ Southwest Tennessee (12/15/17)
- **Season** 5 @ ULM (1/18/20)
- **Sun Belt** 7 vs. Little Rock (1/19/19)

FREE THROWS ATTEMPTED
- **Career** 12, 2x, Last @ Southwest Tennessee (12/15/17)
- **Season** 6, 2x, Last @ ULM (1/18/20)
- **Sun Belt** 8 vs. Little Rock (1/19/19)

3-POINT FIELD GOALS MADE
- **Career** 4, 2x, Last vs. ULM (2/1/20)
- **Season** 4 vs. ULM (2/1/20)
- **Sun Belt** 4 vs. ULM (2/1/20)

3-POINT FIELD GOALS ATTEMPTED
- **Career** 6 vs. A&M-Corpus Christi (11/16/18)
- **Season** 4, 2x, Last vs. ULM (2/1/20)
- **Sun Belt** 5 @ Coastal Carolina (1/12/19)

MINUTES
- **Career** 37 vs. Indian Hills (1/10/18)
- **Season** 30 @ Georgia State (12/19/19))
- **Sun Belt** 33 vs. ULM (2/23/19)

MISCELLANEOUS

	Year	Career
Double-Figure Points	8	51
20+ Points		10
Double-Doubles	2	11
5+ Rebounds	16	57
Double-Figure Assists		
Games W/ A Steal	9	54

REACHED 1,000 CAREER POINTS AT ULM ON A 2ND-HALF 3-POINTER

2019-20 SEASON NUGGETS

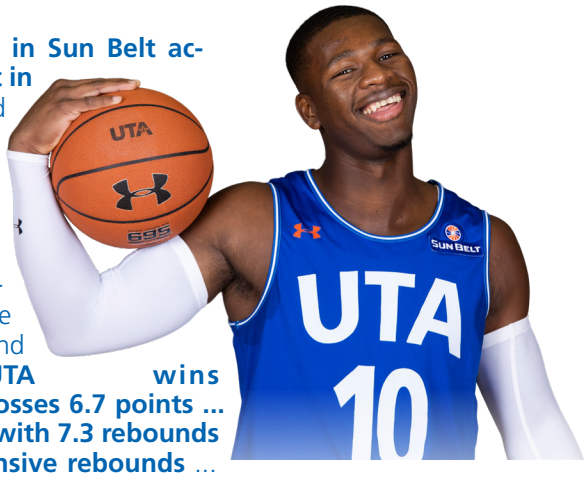

Averaging 9.9 points per hame in Sun Belt action after scoring 6.5 per contest in non-conference games ... knocked down four 3-pointers versus ULM, his most against a Division-I team ... **32 rebounds over three games (Jan. 18-30), his most in a three-game stretch with UTA** ... season-high 19 points and career-best 14 rebounds – eight on the offensive end – at ULM for his second double-double of the year ... **in UTA wins he is averaging 10.6 points; in losses 6.7 points ... in Sun Belt games he ranks 5th with 7.3 rebounds ... leads the team with 55 offensive rebounds** ... 14 points and 10 rebounds at Nevada ... has registered two games of nine points and nine rebounds.

PAINT TOUCHES

One Of...
Seven (Including Him) Brothers & Sisters

Roommate
Brian 'Kipp' Warren

Cruisin'
Took A Summer Cruise To Cozumel & Cayman Islands

Hurricane Dorian Had...
Little Impact On His Home

He's Always...
Happy, Smiling & Laid Back

The Outlier
Only Guy On The Team Who Doesn't Play Video Games

GAME-BY-GAME STATS

				Total		3-Pointers		Free throws		Rebounds											
Opponent	Date	GS	MIN	FG-FGA	PCT	3FG-3FGA	PCT	FT-FTA	PCT	OFF	DEF	TOT	AVG	PF	A	T/O	BLK	STL	PTS	AVG
Texas-Dallas	11/05/2019		08:45	3-3	1.000	2-2	1.000	0-0	.000	1	4	5	5.0	1	1	2	0	0	8	8.0
Tulsa	11/09/2019		21:30	5-8	.625	1-3	.333	0-0	.000	1	4	5	5.0	1	1	0	0	0	11	9.5
at Nevada	11/12/2019		18:34	5-12	.417	0-1	.000	4-6	.667	6	4	10	6.7	5	1	3	0	0	14	11.0
at Oregon	11/17/2019		13:25	1-6	.167	0-3	.000	0-0	.000	3	0	3	5.8	1	1	1	0	0	2	8.8
at Gonzaga	11/19/2019		15:09	0-4	.000	0-1	.000	0-0	.000	0	2	2	5.0	3	2	1	0	0	0	7.0
Arkansas Tech	11/24/2019		14:20	3-4	.750	0-0	.000	0-0	.000	1	2	3	4.7	0	2	1	0	0	6	6.8
vs Furman	11/27/2019		13:00	0-2	.000	0-0	.000	0-0	.000	0	2	2	4.3	1	0	1	0	0	0	5.9
at Elon	11/28/2019		12:00	4-8	.500	0-2	.000	1-3	.333	1	3	4	4.3	1	0	0	0	1	9	6.3
North Texas	12/02/2019		23:58	3-6	.500	1-2	.500	0-0	.000	1	7	8	4.7	4	1	2	0	0	7	6.3
UC Santa Barbara	12/07/2019		21:44	5-12	.417	2-3	.667	0-0	.000	2	3	5	4.7	0	2	0	0	1	12	6.9
at Houston	12/11/2019		12:07	1-1	1.000	0-0	.000	0-0	.000	3	0	3	4.5	4	1	0	0	0	2	6.5
at Georgia St.	12/19/2019	*	29:31	2-8	.250	0-3	.000	2-2	1.000	1	4	5	4.6	4	1	2	1	0	6	6.4
at Ga. Southern	12/21/2019	*	22:28	0-4	.000	0-1	.000	1-2	.500	3	3	6	4.7	2	1	1	1	0	1	6.0
at Arkansas St.	01/02/2020		19:08	4-7	.571	1-2	.500	0-0	.000	2	7	9	5.0	3	4	2	0	0	9	6.2
at Little Rock	01/04/2020		23:29	6-10	.600	1-2	.500	4-4	1.000	2	2	4	4.9	4	0	0	0	4	17	6.9
South Alabama	01/06/2020		26:04	4-8	.500	0-1	.000	0-0	.000	3	4	7	5.1	2	3	1	0	2	8	7.0
Appalachian St.	01/09/2020		25:48	5-8	.625	0-0	.000	3-3	1.000	4	4	8	5.2	3	2	0	0	2	13	7.4
Coastal Carolina	01/11/2020		25:46	2-5	.400	1-2	.500	4-4	1.000	0	9	9	5.4	2	2	2	1	0	9	7.4
at Louisiana	01/16/2020		16:03	3-4	.750	0-0	.000	0-0	.000	1	4	5	5.4	2	3	1	0	1	6	7.4
at La.-Monroe	01/18/2020		27:19	6-10	.600	2-4	.500	5-6	.833	8	6	14	5.9	3	2	1	0	1	19	8.0
at Texas St.	01/25/2020		25:10	5-7	.714	0-2	.000	0-0	.000	4	4	8	6.0	3	1	2	0	0	10	8.0
Louisiana	01/30/2020		25:54	2-5	.400	0-0	.000	3-4	.750	3	7	10	6.1	4	4	0	0	0	7	8.0
La.-Monroe	02/01/2020		17:39	5-7	.714	4-4	1.000	1-2	.500	0	3	3	6.0	2	2	2	0	1	15	8.3
at Appalachian St.	02/06/2020		24:41	4-10	.400	0-2	.000	1-3	.333	5	2	7	6.0	3	0	2	0	4	9	8.3
Totals		**2**	**483:32**	**78-159**	**.491**	**15-40**	**.375**	**29-39**	**.744**	**55**	**90**	**145**	**6.0**	**58**	**37**	**27**	**3**	**17**	**200**	**8.3**

CAREER STATS

					3-Ptr		F-Throws		Rebounds											
Season	GP-GS	Min/Avg	FG-FGA	Pct	FG-FGA	Pct	FT-FTA	Pct	Off	Def	Tot	Avg	PF	FO	A	TO	Blk	Stl	Pts	Avg
2016-17	5-5	0/0.0	23-36	.639	0-0	.000	17-24	.708	11	15	26	5.2	11	1	4	6	0	5	63	12.6
2017-18	31-30	0/0.0	187-325	.575	17-55	.309	123-152	.809	67	137	204	6.6	23	0	107	79	4	40	517	16.7
2018-19	33-10	764/23.2	95-186	.511	20-62	.323	53-68	.779	49	132	181	5.5	80	0	44	56	9	22	263	8.0
2019-20	24-2	483/20.1	78-159	.491	15-40	.375	29-39	.744	55	90	145	6.0	58	1	37	27	3	17	200	8.3
Total	93-47	1247/13.4	383-706	.542	52-157	.331	222-283	.784	182	374	556	6.0	172	2	192	168	16	84	1043	11.2

13 JABARI NARCIS

NAHR-sis
@jusfly52
@jabari_narcis

Sr. | F | 6-9 | 240 | Chaguanas, Trinidad | Jacksonville College | Chaguanas North HS

RECORD PERFORMANCES

POINTS
- **Career** 23 vs. Arkansas Tech (11/24/19)
- **Season** 23 vs. Arkansas Tech (11/24/19)
- **Sun Belt** 13 vs. ULM (2/1/20)

REBOUNDS
- **Career** 18, 2x, Last vs. Panola (1/11/18)
- **Season** 11, 2x, Last @ Louisiana (1/16/20)
- **Sun Belt** 11, 2x, Last @ Louisiana (1/16/20)

OFFENSIVE REBOUNDS
- **Career** 5, 4x, Last @ Little Rock (1/4/20)
- **Season** 5 @ Little Rock (1/4/20)
- **Sun Belt** 5 @ Little Rock (1/4/20)

DEFENSIVE REBOUNDS
- **Career** 14, 3x, Last @ Paris (1/13/18)
- **Season** 10 vs. Arkansas Tech (11/24/19)
- **Sun Belt** 9 @ Louisiana (1/16/20)

BLOCKS
- **Career** 4, 3x, Last @ South Alabama (2/28/19)
- **Season** 3, 4x, Last vs. South Alabama (1/6/20)
- **Sun Belt** 4 @ South Alabama (2/28/19)

FIELD GOALS MADE
- **Career** 8, 2x, Last vs. Arkansas Tech (11/24/19)
- **Season** 8 vs. Arkansas Tech (11/24/19)
- **Sun Belt** 5, 2x, Last vs. ULM (2/1/20)

FIELD GOALS ATTEMPTED
- **Career** 12, 4x, Last vs. Arkansas Tech (11/24/19)
- **Season** 12 vs. Arkansas Tech (11/24/19)
- **Sun Belt** 9 @ Arkansas State (1/2/20)

3-POINTERS MADE
- **Career** 5, 2x, Last vs. Arkansas Tech (11/24/19)
- **Season** 5, 2x, Last vs. Arkansas Tech (11/24/19)
- **Sun Belt** 3, 3x, Last vs. ULM (2/1/20)

FREE THROWS MADE
- **Career** 6, 2x, Last @ San Jacinto-Central (2/07/18)
- **Season** 4, 2x, Last @ Louisiana (1/16/20)
- **Sun Belt** 4 @ Louisiana (1/16/20)

FREE THROWS ATTEMPTED
- **Career** 9 @ Navarro (1/8/18)
- **Season** 5 vs. Tulsa (11/9/19)
- **Sun Belt** 4, 3x, Last @ Louisiana (1/16/20)

MINUTES
- **Career** 37 vs. Panola (1/11/18)
- **Season** 32 vs. UC Santa Barbara (12/7/19)
- **Sun Belt** 30 @ Georgia Southern (12/21/19)

MISCELLANEOUS

	Year	Career
Double-Figure Points	8	24
20+ Points	1	2
Double-Doubles	5	14
Double-Figure Rebounds	4	23
3+ Offensive Rebounds	4	28
3+ Blocks	4	17

2019-20 SEASON NUGGETS

In UTA wins he is averaging 9.8 points; in losses he is averaging 5.2 points ... by himself he has more double-doubles (5) than four Sun Belt teams: Troy (4), Georgia State (4), Georgia Southern (4) and ULM (1) ... ranks 6th in the Sun Belt in league games in rebounding (6.8) and 4th with 1.4 blocks ... has made three or more 3-pointers in a game six times this year ... **made 19 3-pointers in his first eight games; three 3s in the next 11 games; now eight 3s in the past five games ... started Sun Belt play 1-23 from 3-point range; he's 8-18 the last five games** ... posted back-to-back games of five 3-pointers at #8 Gonzaga and versus Arkansas Tech.

By going a perfect 5-5 from 3-point range at #8 Gonzaga, he tied for the best 3-point percentage performance in program history. Of players who have made at least five 3-pointers in a game, Narcis is now just the third player to go 5-5 or better, joining Scott Cross (5-5 vs. UTSA on Feb. 14, 1998) and Kevin Butler (7-7 at Idaho on Feb. 14, 2013).

PAINT TOUCHES

Ping Pong King
Loves Playing Ping Pong; Him & Elame Unbeatable

Surprising Fact
He's An Extremely Good Swimmer

Thinks He Has...
The Cleanest Apartment On The Team With Ayoub

Roommate
Ayoub Nouhi

Ayoub Is A...
Gym Rat; Always Working

Misses The Most...
Food From Back Home

GAME-BY-GAME STATS

				Total		3-Pointers		Free throws		Rebounds										
Opponent	Date	GS	MIN	FG-FGA	PCT	3FG-3FGA	PCT	FT-FTA	PCT	OFF	DEF	TOT	AVG	PF	A	T/O	BLK	STL	PTS	AVG
Texas-Dallas	11/05/2019	*	15:03	3-6	.500	0-3	.000	0-1	.000	1	4	5	5.0	0	0	1	1	0	6	6.0
Tulsa	11/09/2019	*	22:15	4-9	.444	4-7	.571	4-5	.800	4	6	10	7.5	2	0	1	3	0	16	11.0
at Nevada	11/12/2019	*	18:34	3-8	.375	3-7	.429	2-2	1.000	2	7	9	8.0	0	0	1	1	0	11	11.0
at Oregon	11/17/2019	*	23:53	0-4	.000	0-3	.000	0-1	.000	1	8	9	8.3	1	1	0	1	0	0	8.3
at Gonzaga	11/19/2019	*	28:50	5-5	1.000	5-5	1.000	1-2	.500	0	5	5	7.6	3	1	1	3	0	16	9.8
Arkansas Tech	11/24/2019	*	24:21	8-12	.667	5-8	.625	2-3	.667	1	10	11	8.2	1	1	0	0	0	23	12.0
vs Furman	11/27/2019	*	25:00	3-5	.600	1-3	.333	0-0	.000	4	4	8	8.1	2	0	2	1	0	7	11.3
at Elon	11/28/2019	*	11:00	2-3	.667	1-2	.500	0-0	.000	2	2	4	7.6	0	1	0	0	0	5	10.5
North Texas	12/02/2019	*	08:54	1-3	.333	0-1	.000	0-0	.000	1	1	2	7.0	3	1	2	1	1	2	9.6
UC Santa Barbara	12/07/2019	*	31:32	2-5	.400	0-3	.000	0-1	.000	2	5	7	7.0	2	0	1	2	0	4	9.0
at Houston	12/11/2019	*	23:49	3-8	.375	2-6	.333	2-2	1.000	3	1	4	6.7	3	2	1	0	0	10	9.1
at Georgia St.	12/19/2019	*	15:06	0-4	.000	0-4	.000	0-0	.000	0	7	7	6.8	1	1	1	1	1	0	8.3
at Ga. Southern	12/21/2019	*	29:34	1-8	.125	0-5	.000	2-4	.500	2	6	8	6.8	2	0	2	3	1	4	8.0
at Arkansas St.	01/02/2020	*	26:57	5-9	.556	1-3	.333	0-0	.000	2	8	10	7.1	3	3	3	1	0	11	8.2
at Little Rock	01/04/2020	*	22:53	0-3	.000	0-2	.000	2-4	.500	5	4	9	7.2	5	0	2	2	0	2	7.8
South Alabama	01/06/2020	*	28:16	1-5	.200	0-2	.000	2-2	1.000	0	6	6	7.1	4	0	0	3	0	4	7.6
Appalachian St.	01/09/2020	*	18:08	1-3	.333	0-2	.000	0-1	.000	1	2	3	6.9	1	0	1	2	0	2	7.2
Coastal Carolina	01/11/2020	*	15:45	1-5	.200	0-4	.000	0-0	.000	0	3	3	6.7	1	0	0	0	1	2	6.9
at Louisiana	01/16/2020	*	23:30	3-4	.750	0-1	.000	4-4	1.000	2	9	11	6.9	4	1	1	0	0	10	7.1
at La.-Monroe	01/18/2020	*	11:45	1-2	.500	1-2	.500	0-0	.000	3	2	5	6.8	4	1	0	1	0	3	6.9
at Texas St.	01/25/2020	*	24:42	3-5	.600	3-4	.750	0-0	.000	1	4	5	6.7	0	1	1	0	0	9	7.0
Louisiana	01/30/2020	*	24:01	3-8	.375	1-5	.200	0-0	.000	3	3	6	6.7	2	1	0	2	1	7	7.0
La.-Monroe	02/01/2020	*	24:42	5-8	.625	3-6	.500	0-0	.000	2	8	10	6.8	0	1	0	2	0	13	7.3
at Appalachian St.	02/06/2020	*	26:34	1-3	.333	0-1	.000	2-2	1.000	1	5	6	6.8	0	1	1	1	2	4	7.1
Totals		**24**	**525:04**	**59-135**	**.437**	**30-89**	**.337**	**23-34**	**.676**	**43**	**120**	**163**	**6.8**	**44**	**17**	**22**	**31**	**7**	**171**	**7.1**

CAREER STATS

					3-Ptr		F-Throws		Rebounds											
Season	GP-GS	Min/Avg	FG-FGA	Pct	FG-FGA	Pct	FT-FTA	Pct	Off	Def	Tot	Avg	PF	FO	A	TO	Blk	Stl	Pts	Avg
2016-17	25-11	0/0.0	67-149	.450	12-53	.226	22-47	.468	50	134	184	7.4	53	0	8	25	35	7	168	6.7
2017-18	29-17	0/0.0	82-147	.558	7-20	.350	50-81	.617	63	179	242	8.3	41	1	15	33	39	8	221	7.6
2018-19	32-8	421/13.2	39-87	.448	11-40	.275	10-18	.556	31	68	99	3.1	47	0	8	20	34	6	99	3.1
2019-20	24-24	527/22.0	59-135	.437	30-89	.337	23-34	.676	43	120	163	6.8	44	1	17	22	31	7	171	7.1
Total	110-60	948/8.6	247-518	.477	60-202	.297	105-180	.583	187	501	688	6.3	185	2	48	100	139	28	659	6.0

14 DAVIS STEELMAN

@Davissteelman
@davissteelman9

Jr. | G | 6-3 | 185 | Bedford, Texas | New Mexico Military Institute | Berkner HS

RECORD PERFORMANCES

POINTS
- **Career** 28 vs. Northern New Mexico (11/1/17)
- **Season** 14 @ Arkansas State (1/2/20)
- **Sun Belt** 14 @ Arkansas State (1/2/20)

REBOUNDS
- **Career** 11 @ New Mexico JC (11/5/16)
- **Season** 4 @ ULM (1/18/20)
- **Sun Belt** 4 @ ULM (1/18/20)

ASSISTS
- **Career** 3, 5x, Last vs. Midland (1/15/18)
- **Season** 2 vs. Appalachian State (1/9/20)
- **Sun Belt** 2 vs. Appalachian State (1/9/20)

STEALS
- **Career** 5 vs. Northern New Mexico (11/1/17)
- **Season** 2 vs. Coastal Carolina (1/11/20)
- **Sun Belt** 2 vs. Coastal Carolina (1/11/20)

FIELD GOALS MADE
- **Career** 12 vs. Northern New Mexico (11/1/17)
- **Season** 6 @ Arkansas State (1/2/20)
- **Sun Belt** 6 @ Arkansas State (1/2/20)

FIELD GOALS ATTEMPTED
- **Career** 19 @ New Mexico JC (11/5/16)
- **Season** 7 @ Arkansas State (1/2/20)
- **Sun Belt** 7 @ Arkansas State (1/2/20)

FREE THROWS MADE
- **Career** 4, 2x, Last vs. Strength N Motion Prep (11/24/17)
- **Season** 2 vs. Coastal Carolina (1/11/20)
- **Sun Belt** 2 vs. Coastal Carolina (1/11/20)

FREE THROWS ATTEMPTED
- **Career** 5 vs. North Lake (11/18/17)
- **Season** 2, 3x, Last vs. ULM (2/1/20)
- **Sun Belt** 2, 3x, Last vs. ULM (2/1/20)

3-POINT FIELD GOALS MADE
- **Career** 5, 4x, Last @ Northern New Mexico (1/25/18)
- **Season** 2 @ Arkansas State (1/2/20)
- **Sun Belt** 2 @ Arkansas State (1/2/20)

3-POINT FIELD GOALS ATTEMPTED
- **Career** 13 vs. Strength N Motion Prep (11/24/17)
- **Season** 3 @ Appalachian State (2/6/20)
- **Sun Belt** 3 @ Appalachian State (2/6/20)

MINUTES
- **Career** 35 @ New Mexico JC (11/5/16)
- **Season** 25 @ Arkansas State (1/2/20)
- **Sun Belt** 25 @ Arkansas State (1/2/20)

MISCELLANEOUS

	Year	Career
Double-Figure Points	1	24
20+ Points		5
Double-Doubles		1
5+ Rebounds		15
Double-Figure Assists		
Games W/ A Steal	4	29

2019-20 SEASON NUGGETS

Walk-on who appeared in five of UTA's first 13 games, playing a total of 16 minutes, grabbing one rebound and going 0-2 from the floor ... **at Arkansas State on Jan. 2, he came off the bench to score a game-high 14 points; he had not scored a single point all season coming into the game** ... in that game he played 25 minutes, grabbed three rebounds and went 6-7 from the floor ... has played at least 10 minutes in seven of 10 games since the A-State contest ... earned his first start with UTA at Louisiana, scoring five points; started the next three games as well ... **team-best plus-minus of +7 at App State, scoring five points in that contest – tied for his 2nd-most of the season.**

PAINT TOUCHES

High School Football
All-District Selection As A Texas High School QB

Roommate
Lives At Home

World Traveler
During His Year Away From Basketball (2018-19), He Visited 12 Different Countries In A Six-Month Span

At New Mexico Military
Had A Strict Schedule ... Had To Wear A Uniform ... Not An Enjoyable Time; Went Because It's In One Of The Best JUCO Conferences

GAME-BY-GAME STATS

				Total		3-Pointers		Free throws		Rebounds											
Opponent	Date	GS	MIN	FG-FGA	PCT	3FG-3FGA	PCT	FT-FTA	PCT	OFF	DEF	TOT	AVG	PF	A	T/O	BLK	STL	PTS	AVG
Texas-Dallas	11/05/2019		06:43	0-2	.000	0-2	.000	0-0	.000	0	0	0	0.0	1	1	0	0	0	0	0.0
at Gonzaga	11/19/2019		01:07	0-0	.000	0-0	.000	0-0	.000	0	0	0	0.0	0	0	0	0	0	0	0.0
Arkansas Tech	11/24/2019		06:10	0-0	.000	0-0	.000	0-0	.000	1	0	1	0.3	1	0	0	0	0	0	0.0
vs Furman	11/27/2019		01:00	0-0	.000	0-0	.000	0-0	.000	0	0	0	0.3	0	0	0	0	0	0	0.0
UC Santa Barbara	12/07/2019		00:48	0-0	.000	0-0	.000	0-0	.000	0	0	0	0.2	0	0	0	0	0	0	0.0
at Arkansas St.	01/02/2020		25:08	6-7	.857	2-2	1.000	0-0	.000	1	2	3	0.7	2	1	1	0	1	14	2.3
at Little Rock	01/04/2020		10:27	1-3	.333	0-1	.000	0-0	.000	0	2	2	0.9	2	0	1	0	0	2	2.3
South Alabama	01/06/2020		13:00	0-3	.000	0-2	.000	0-2	.000	0	0	0	0.8	1	0	0	0	1	0	2.0
Appalachian St.	01/09/2020		09:48	0-1	.000	0-0	.000	0-0	.000	0	0	0	0.7	0	2	0	0	0	0	1.8
Coastal Carolina	01/11/2020		17:21	0-1	.000	0-1	.000	2-2	1.000	1	2	3	0.9	1	0	0	1	2	2	1.8
at Louisiana	01/16/2020	*	18:58	2-5	.400	1-1	1.000	0-0	.000	0	2	2	1.0	1	1	0	0	0	5	2.1
at La.-Monroe	01/18/2020	*	14:39	0-1	.000	0-1	.000	0-0	.000	1	3	4	1.3	0	1	2	0	0	0	1.9
at Texas St.	01/25/2020	*	05:15	0-0	.000	0-0	.000	0-0	.000	0	0	0	1.2	1	0	0	0	0	0	1.8
Louisiana	01/30/2020	*	06:12	0-1	.000	0-0	.000	0-0	.000	0	0	0	1.1	0	0	2	0	0	0	1.6
La.-Monroe	02/01/2020		04:28	0-0	.000	0-0	.000	1-2	.500	0	0	0	1.0	1	0	0	0	0	1	1.6
at Appalachian St.	02/06/2020		13:10	2-4	.500	1-3	.333	0-0	.000	0	0	0	0.9	2	0	0	0	1	5	1.8
Totals		**4**	**154:14**	**11-28**	**.393**	**4-13**	**.308**	**3-6**	**.500**	**4**	**11**	**15**	**0.9**	**13**	**6**	**6**	**1**	**5**	**29**	**1.8**

CAREER STATS

					3-Ptr		F-Throws		Rebounds											
Season	GP-GS	Min/Avg	FG-FGA	Pct	FG-FGA	Pct	FT-FTA	Pct	Off	Def	Tot	Avg	PF	FO	A	TO	Blk	Stl	Pts	Avg
2016-17	29-10	0/0.0	99-235	.421	58-147	.395	24-27	.889	32	40	72	2.5	49	1	15	27	5	15	280	9.7
2017-18	28-18	0/0.0	100-231	.433	50-144	.347	24-29	.828	28	76	104	3.7	60	3	37	19	3	37	274	9.8
2019-20	16-4	154/9.6	11-28	.393	4-13	.308	3-6	.500	4	11	15	0.9	13	0	6	6	1	5	29	1.8
Total	73-32	154/2.1	210-494	.425	112-304	.368	51-62	.823	64	127	191	2.6	122	4	58	52	9	57	583	8.0

20 | NICOLAS ELAME

uh-LALM-eh
@nicolaselame
@nicolaselame

Fr.	G	6-3	185	Paris, France	Bella Vista Prep (Ariz.)

RECORD PERFORMANCES

POINTS
- **Career** 5 @ Elon (11/28/19)
- **Season** Same As Career
- **Sun Belt** 4, 2x, Last @ Appalachian State (2/6/20)

REBOUNDS
- **Career** 6 @ Appalachian State (2/6/20)
- **Season** Same As Career
- **Sun Belt** 6 @ Appalachian State (2/6/20)

ASSISTS
- **Career** 3 vs. UT Dallas (11/5/19)
- **Season** Same As Career
- **Sun Belt** 2 @ Georgia Southern (12/21/19)

STEALS
- **Career** 1, 6x, Last @ Appalachian State (2/6/20)
- **Season** Same As Career
- **Sun Belt** 1, 3x, Last @ Appalachian State (2/6/20)

FIELD GOALS MADE
- **Career** 2, 2x, Last vs. ULM (2/1/20)
- **Season** Same As Career
- **Sun Belt** 2 vs. ULM (2/1/20)

FIELD GOALS ATTEMPTED
- **Career** 5 vs. ULM (2/1/20)
- **Season** Same As Career
- **Sun Belt** 5 vs. ULM (2/1/20)

FREE THROWS MADE
- **Career** 2, 2x, Last @ Appalachian State (2/6/20)
- **Season** Same As Career
- **Sun Belt** 2, 2x, Last @ Appalachian State (2/6/20)

FREE THROWS ATTEMPTED
- **Career** 2, 4x, Last @ Appalachian State (2/6/20)
- **Season** Same As Career
- **Sun Belt** 2, 2x, Last @ Appalachian State (2/6/20)

3-POINT FIELD GOALS MADE
- **Career** 1 @ Elon (11/28/19)
- **Season**
- **Sun Belt**

3-POINT FIELD GOALS ATTEMPTED
- **Career** 2, 2x, Last vs. ULM (2/1/20)
- **Season** Same As Career
- **Sun Belt** 2 vs. ULM (2/1/20)

MINUTES
- **Career** 19 vs. North Texas (12/2/19)
- **Season** Same As Career
- **Sun Belt** 16 @ Appalachian State (2/6/20)

MISCELLANEOUS

	Year	Career
Double-Figure Points		
20+ Points		
Double-Doubles		
5+ Rebounds	1	1
Double-Figure Assists		
Games W/ A Steal	6	6

2019-20 SEASON NUGGETS

After coming off the bench his first three games, made consecutive starts at #14 Oregon and #8 Gonzaga ... did not play against Arkansas Tech due to an ankle injury ... in his first six games of the year he had a total of two points, five rebounds, one block and one steal; in his seventh game of the season at Elon, he scored five points, grabbed four rebounds and had a block and a steal ... one of only two UTA players with a positive +/- ratio against North Texas (+1) ... did not play at Arkansas State or versus South Alabama (coach's decision) ... **eight points in the last two games (four each contest); he had four points in 11 Sun Belt games entering those two games.**

HOW HE GOT TO UTA

Born in Paris ... moved to Cameroon shortly after his birth until he was 14 years old; moved back to Paris for two years before coming to America when he was 16 ... lived with his cousin in Orlando upon moving to the U.S. and attended Downey Christian School ... moved to Houston to live with his aunt shortly after, and played his AAU ball with the Houston Defenders ... transferred to Bella Vista Prep in Arizona for his junior and season years to focus on basketball and academics.

PAINT TOUCHES

Bilingual
Is Fluent In French & English (Also Basic Spanish)

French-Speaking Trio
He, Ayoub Nouhi & Patrick Mwamba All Speak French

Plays A Lot Of...
Video Games

Roommate
Coleman Sparling

He's An...
Only Child

National Experience
Has Played For The French National Team

GAME-BY-GAME STATS

				Total		3-Pointers		Free throws		Rebounds											
Opponent	Date	GS	MIN	FG-FGA	PCT	3FG-3FGA	PCT	FT-FTA	PCT	OFF	DEF	TOT	AVG	PF	A	T/O	BLK	STL	PTS	AVG
Texas-Dallas	11/05/2019		12:12	0-3	.000	0-0	.000	0-0	.000	0	0	0	0.0	0	3	1	1	1	0	0.0
Tulsa	11/09/2019		01:26	0-0	.000	0-0	.000	0-0	.000	0	0	0	0.0	0	0	0	0	0	0	0.0
at Nevada	11/12/2019		10:55	1-1	1.000	0-0	.000	0-1	.000	0	1	1	0.3	3	1	0	0	0	2	0.7
at Oregon	11/17/2019	*	13:40	0-1	.000	0-0	.000	0-2	.000	1	0	1	0.5	1	0	1	0	0	0	0.5
at Gonzaga	11/19/2019	*	10:47	0-1	.000	0-1	.000	0-0	.000	0	1	1	0.6	0	2	1	0	0	0	0.4
vs Furman	11/27/2019		04:00	0-1	.000	0-1	.000	0-0	.000	0	2	2	0.8	0	0	1	0	0	0	0.3
at Elon	11/28/2019		16:00	2-4	.500	1-1	1.000	0-0	.000	2	2	4	1.3	0	1	2	1	1	5	1.0
North Texas	12/02/2019		18:51	1-4	.250	0-2	.000	0-1	.000	1	0	1	1.3	2	2	1	0	1	2	1.1
UC Santa Barbara	12/07/2019		13:29	1-3	.333	0-1	.000	0-0	.000	1	1	2	1.3	1	1	1	0	0	2	1.2
at Houston	12/11/2019		17:56	0-1	.000	0-0	.000	1-2	.500	0	2	2	1.4	2	1	1	0	0	1	1.2
at Georgia St.	12/19/2019		15:09	0-1	.000	0-1	.000	2-2	1.000	0	4	4	1.6	5	0	2	0	0	2	1.3
at Ga. Southern	12/21/2019		08:23	0-0	.000	0-0	.000	0-0	.000	0	0	0	1.5	0	2	1	0	0	0	1.2
at Little Rock	01/04/2020		03:55	0-1	.000	0-1	.000	0-0	.000	0	0	0	1.4	1	0	0	0	0	0	1.1
Appalachian St.	01/09/2020		03:16	0-0	.000	0-0	.000	0-0	.000	0	0	0	1.3	1	0	0	0	0	0	1.0
Coastal Carolina	01/11/2020		00:00	0-0	.000	0-0	.000	0-0	.000	0	0	0	1.2	0	0	0	0	0	0	0.9
at Louisiana	01/16/2020		04:05	0-0	.000	0-0	.000	0-0	.000	0	0	0	1.1	0	0	0	0	0	0	0.9
at La.-Monroe	01/18/2020		09:55	0-0	.000	0-0	.000	0-0	.000	0	3	3	1.2	1	1	0	0	0	0	0.8
at Texas St.	01/25/2020		05:06	1-1	1.000	0-0	.000	0-1	.000	0	0	0	1.2	3	0	2	0	1	2	0.9
Louisiana	01/30/2020		03:08	0-1	.000	0-1	.000	0-0	.000	0	1	1	1.2	0	0	1	0	0	0	0.8
La.-Monroe	02/01/2020		13:20	2-5	.400	0-2	.000	0-0	.000	0	0	0	1.1	1	1	0	0	1	4	1.0
at Appalachian St.	02/06/2020		15:38	1-3	.333	0-1	.000	2-2	1.000	1	5	6	1.3	0	0	2	0	1	4	1.1
Totals		**2**	**201:11**	**9-31**	**.290**	**1-12**	**.083**	**5-11**	**.455**	**6**	**22**	**28**	**1.3**	**21**	**15**	**17**	**2**	**6**	**24**	**1.1**

CAREER STATS

			Total		3-Ptr		F-Throws		Rebounds											
Season	GP-GS	Min/Avg	FG-FGA	Pct	FG-FGA	Pct	FT-FTA	Pct	Off	Def	Tot	Avg	PF	FO	A	TO	Blk	Stl	Pts	Avg
2019-20	21-2	201/9.6	9-31	.290	1-12	.083	5-11	.455	6	22	28	1.3	21	1	15	17	2	6	24	1.1
Total	21-2	201/9.6	9-31	.290	1-12	.083	5-11	.455	6	22	28	1.3	21	1	15	17	2	6	24	1.1

22 | TIANDRE JACKSON-YOUNG

TEE-andre
@themisfitdre

Sr.	F	6-4	200	Marshall, TX	Tyler JC	Marshall HS

RECORD PERFORMANCES

POINTS
- **Career** 28 @ San Jacinto-Central (1/10/18)
- **Season** 19 vs. UT Dallas (11/5/19)
- **Sun Belt** 18 @ Louisiana (1/16/20)

REBOUNDS
- **Career** 11 vs. UC Davis (11/18/18)
- **Season** 6 vs. Arkansas Tech (11/24/19)
- **Sun Belt** 7 @ Georgia State (1/26/19)

ASSISTS
- **Career** 4 vs. Houston CC (12/31/17)
- **Season** 2 vs. UT Dallas (11/5/19)
- **Sun Belt** 3, 2x, Last vs. Little Rock (1/19/19)

STEALS
- **Career** 3 vs. Lamar State-Port Arthur (3/8/18)
- **Season** 2, 2x, Last vs. South Alabama (1/6/20)
- **Sun Belt** 2 vs. South Alabama (1/6/20)

FIELD GOALS MADE
- **Career** 11 @ San Jacinto-Central (1/10/18)
- **Season** 7, 2x, Last @ Louisiana (1/16/20)
- **Sun Belt** 7 @ Louisiana (1/16/20)

FIELD GOALS ATTEMPTED
- **Career** 18 @ San Jacinto-Central (1/10/18)
- **Season** 12, 2x, Last @ Louisiana (1/16/20)
- **Sun Belt** 12, 2x, Last @ Louisiana (1/16/20)

FREE THROWS MADE
- **Career** 7 @ Lee (1/5/18)
- **Season** 3 @ Georgia State (12/19/19)
- **Sun Belt** 3 @ Georgia State (12/19/19)

FREE THROWS ATTEMPTED
- **Career** 7 @ Lee (1/5/18)
- **Season** 3 @ Georgia State (12/19/19)
- **Sun Belt** 3, 2x, Last @ Georgia State (12/19/19)

3-POINT FIELD GOALS MADE
- **Career** 8 @ Paris (2/18/17)
- **Season** 5 vs. UT Dallas (11/5/19)
- **Sun Belt** 5 @ Coastal Carolina (1/12/19)

3-POINT FIELD GOALS ATTEMPTED
- **Career** 12 @ Paris (2/18/17)
- **Season** 8, 2x, Last vs. South Alabama (1/6/20)
- **Sun Belt** 8 vs. South Alabama (1/6/20)

MINUTES
- **Career** 39 vs. San Jacinto-Central (3/9/18)
- **Season** 31 @ Georgia State (12/19/19)
- **Sun Belt** 34 vs. Arkansas State (1/17/19)

MISCELLANEOUS

	Year	Career
Double-Figure Points	4	47
20+ Points		4
Double-Doubles		
5+ Rebounds	4	24
Double-Figure Assists		
Games W/ A Steal	10	45

REACHED 1,000 CAREER POINTS ON JAN. 30

2019-20 SEASON NUGGETS

Scored a team-high 18 points off the bench at Louisiana – his most ever against a Sun Belt team and his most versus a Division-I opponent this year ... has reached double-figure points (16+ each occurance) four times this year; in all four games following those performances he has scored three or less points each time ... did not play against UC Santa Barbara or Houston due to a broken nose/concussion ... returned at Georgia State, scoring 16 points – at the time tied for his most versus a D-I team this year ... equaled that 16-point total against South Alabama ... season- and game-high 19 points in the opener versus UT Dallas ... scored 14 total points over the next five games ... grabbed a season-best six rebounds against Arkansas Tech ... finished with a team-best +/- of +5 versus North Texas ... **first time in his career (including his time at Tyler Junior College) not attempting a shot at Little Rock.**

PAINT TOUCHES

Dual Athlete
Also Competes As A Long Jumper On The UTA Track & Field Team (9th Place -- 7.18m Last Year At Sun Belt Championship)

One Of...
Five Siblings (Including Him); Has A Twin Sister, Tiara

Roommate
McKade Marquis

McKade Loves...
Interior Design; Lots Of Soft Rugs/Blankets In Apt.

He's Learning To...
Play The Electric Guitar

GAME-BY-GAME STATS

				Total		3-Pointers		Free throws		Rebounds											
Opponent	Date	GS	MIN	FG-FGA	PCT	3FG-3FGA	PCT	FT-FTA	PCT	OFF	DEF	TOT	AVG	PF	A	T/O	BLK	STL	PTS	AVG
Texas-Dallas	11/05/2019		15:22	7-10	.700	5-8	.625	0-0	.000	2	2	4	4.0	2	2	0	3	1	19	19.0
Tulsa	11/09/2019		14:30	1-5	.200	0-4	.000	0-0	.000	2	3	5	4.5	0	1	1	0	0	2	10.5
at Nevada	11/12/2019		18:18	2-5	.400	2-4	.500	0-0	.000	0	1	1	3.3	2	0	0	1	0	6	9.0
at Oregon	11/17/2019		12:16	0-4	.000	0-4	.000	0-0	.000	0	2	2	3.0	0	0	1	0	1	0	6.8
at Gonzaga	11/19/2019		10:09	1-3	.333	0-2	.000	0-0	.000	0	4	4	3.2	0	0	1	1	0	2	5.8
Arkansas Tech	11/24/2019	*	16:22	2-4	.500	0-1	.000	0-0	.000	2	4	6	3.7	3	1	0	0	1	4	5.5
vs Furman	11/27/2019	*	27:00	3-8	.375	0-5	.000	1-2	.500	1	1	2	3.4	1	1	2	0	1	7	5.7
at Elon	11/28/2019	*	18:00	3-5	.600	1-2	.500	0-1	.000	0	4	4	3.5	1	0	2	0	2	7	5.9
North Texas	12/02/2019	*	22:02	3-6	.500	2-4	.500	1-2	.500	0	2	2	3.3	1	1	0	1	0	9	6.2
at Georgia St.	12/19/2019	*	31:00	5-10	.500	3-7	.429	3-3	1.000	3	1	4	3.4	2	1	2	0	1	16	7.2
at Ga. Southern	12/21/2019	*	17:45	0-3	.000	0-3	.000	0-0	.000	3	2	5	3.5	1	0	1	0	0	0	6.5
at Arkansas St.	01/02/2020		13:33	3-4	.750	1-1	1.000	0-0	.000	1	2	3	3.5	1	0	0	0	0	7	6.6
at Little Rock	01/04/2020		15:32	0-0	.000	0-0	.000	0-0	.000	0	1	1	3.3	4	1	1	0	0	0	6.1
South Alabama	01/06/2020		25:03	6-12	.500	3-8	.375	1-2	.500	2	0	2	3.2	2	0	1	0	2	16	6.8
Appalachian St.	01/09/2020		16:18	1-2	.500	1-2	.500	0-0	.000	1	2	3	3.2	2	1	2	0	1	3	6.5
Coastal Carolina	01/11/2020		07:33	0-1	.000	0-1	.000	0-0	.000	0	0	0	3.0	2	1	0	1	0	0	6.1
at Louisiana	01/16/2020		20:23	7-12	.583	4-7	.571	0-0	.000	1	4	5	3.1	2	1	2	1	1	18	6.8
at La.-Monroe	01/18/2020		14:50	1-4	.250	0-3	.000	0-0	.000	0	1	1	3.0	3	0	0	0	0	2	6.6
at Texas St.	01/25/2020		21:14	0-3	.000	0-3	.000	2-2	1.000	0	2	2	2.9	1	0	0	2	1	2	6.3
Louisiana	01/30/2020		17:06	2-5	.400	2-5	.400	0-0	.000	2	0	2	2.9	1	0	0	1	0	6	6.3
La.-Monroe	02/01/2020		15:10	2-4	.500	1-2	.500	0-0	.000	0	1	1	2.8	1	0	0	0	0	5	6.2
at Appalachian St.	02/06/2020		18:40	0-5	.000	0-4	.000	0-0	.000	1	1	2	2.8	1	0	0	0	0	0	6.0
Totals		**6**	**388:06**	**49-115**	**.426**	**25-80**	**.313**	**8-12**	**.667**	**21**	**40**	**61**	**2.8**	**33**	**11**	**16**	**11**	**12**	**131**	**6.0**

CAREER STATS

					3-Ptr		F-Throws		Rebounds											
Season	GP-GS	Min/Avg	FG-FGA	Pct	FG-FGA	Pct	FT-FTA	Pct	Off	Def	Tot	Avg	PF	FO	A	TO	Blk	Stl	Pts	Avg
2016-17	29-0	0/0.0	98-216	.454	61-127	.480	22-32	.688	10	35	45	1.6	31	0	15	34	3	14	279	9.6
2017-18	33-4	0/0.0	135-301	.449	48-141	.340	59-77	.766	16	99	115	3.5	39	0	24	34	6	13	377	11.4
2018-19	33-19	760/23.0	81-191	.424	45-113	.398	15-21	.714	34	77	111	3.4	54	0	22	16	5	14	222	6.7
2019-20	22-6	390/17.7	49-115	.426	25-80	.313	8-12	.667	21	40	61	2.8	33	0	11	16	11	12	131	6.0
Total	117-29	1150/9.8	363-823	.441	179-461	.388	104-142	.732	81	251	332	2.8	157	0	72	100	25	53	1009	8.6

23 PATRICK MWAMBA

mm-WAMBA
@patrick23mwamba
@patrick_kzmwamba

So. | F | 6-6 | 196 | Bukavu, Congo | NBA Academy Africa | Keur Madior International HS

RECORD PERFORMANCES

POINTS
- **Career** 13 vs. UT Tyler (11/6/18)
- **Season** 7 vs. UT Dallas (11/5/19)
- **Sun Belt** 5, 2x, Last vs. Texas State (3/9/19)

REBOUNDS
- **Career** 9 @ Missouri (12/4/18)
- **Season** 5, 2x, Last @ Nevada (11/12/19)
- **Sun Belt** 5 vs. Coastal Carolina (2/7/19)

ASSISTS
- **Career** 3 @ Tulsa (11/27/18)
- **Season** 2 @ Nevada (11/12/19)
- **Sun Belt** 2, 2x, Last vs. ULM (2/23/19)

STEALS
- **Career** 4 vs. UT Tyler (11/6/18)
- **Season** 1, 2x, Last @ Nevada (11/12/19)
- **Sun Belt** 2 @ Troy (3/2/19)

FIELD GOALS MADE
- **Career** 5 vs. UT Tyler (11/6/18)
- **Season** 3 vs. UT Dallas (11/5/19)
- **Sun Belt** 2 vs. Texas State (3/9/19)

FIELD GOALS ATTEMPTED
- **Career** 9 @ #8 Gonzaga (12/18/18)
- **Season** 6 @ #14 Oregon (11/17/19)
- **Sun Belt** 3, 2x, Last vs. Louisiana (2/21/19)

FREE THROWS MADE
- **Career** 4 vs. UTRGV (12/1/18)
- **Season** 2, 2x, Last @ #14 Oregon (11/17/19)
- **Sun Belt** 2 vs. Louisiana (2/21/19)

FREE THROWS ATTEMPTED
- **Career** 5 vs. UT Tyler (11/6/18)
- **Season** 2, 3x, Last @ #14 Oregon (11/17/19)
- **Sun Belt** 2, 3x, Last vs. Louisiana (2/21/19)

3-POINT FIELD GOALS MADE
- **Career** 2, 2x, Last vs. Georgia Southern (3/16/19)
- **Season** 1 vs. UT Dallas (11/5/19)
- **Sun Belt** 1, 2x, Last vs. Texas State (3/9/19)

3-POINT FIELD GOALS ATTEMPTED
- **Career** 4, 2x, Last vs. Georgia Southern (3/16/19)
- **Season** 2, 2x, Last @ Nevada (11/12/19)
- **Sun Belt** 3 vs. Louisiana (2/21/19)

MINUTES
- **Career** 26, 2x, Last @ Cal Poly (12/21/18)
- **Season** 21 vs. UT Dallas (11/5/19)
- **Sun Belt** 17 vs. Louisiana (2/21/19)

MISCELLANEOUS

	Year	Career
Double-Figure Points		2
20+ Points		
Double-Doubles		
5+ Rebounds	2	7
Double-Figure Assists		
Games W/ A Steal	2	16

2019-20 SEASON NUGGETS

Recorded a season-high seven points in the opener against UT Dallas ... double-figure minutes in every contest until the Gonzaga game.

Broke his right foot at #8 Gonzaga (Nov. 19) and is out indefinitely.

The non-contact injury came after he pulled down an un-contested rebound off a missed Gonzaga free throw.

PRIOR TO UTA

Became the first NBA Academy Africa graduate to sign with an D-I school and just the fourth overall from the seven worldwide NBA Academies.

He participated in the first NCAA-sponsored Next Generation Sunday at the 2018 Final Four in San Antonio, and that is where UTA coaches first saw tape on him (coaches weren't allowed to attend – only watch recorded film). No UTA coaches saw him play live prior to committing.

PAINT TOUCHES

One Of...
12 Siblings (Including Him)

Roommate
David Azore

French Connection
Nice For Him To Have Two Others (Elame, Nouhi) Who Speak French; Reminds Him Of Home And Where He Came From

Has Ran A Mile In...
4 Minutes, 53 Seconds; Best Time At UTA: 5:12

Food Takes
Now Enjoys Mexican Food; Has A Shellfish Allergy

GAME-BY-GAME STATS

				Total		3-Pointers		Free throws		Rebounds											
Opponent	Date	GS	MIN	FG-FGA	PCT	3FG-3FGA	PCT	FT-FTA	PCT	OFF	DEF	TOT	AVG	PF	A	T/O	BLK	STL	PTS	AVG
Texas-Dallas	11/05/19		21:28	3-4	.750	1-2	.500	0-2	.000	0	5	5	5.0	1	1	0	1	1	7	7.0
Tulsa	11/09/19		13:32	0-1	.000	0-0	.000	2-2	1.000	1	2	3	4.0	2	0	0	2	0	2	4.5
at Nevada	11/12/19		16:57	1-4	.250	0-2	.000	0-0	.000	0	5	5	4.3	5	2	1	1	1	2	3.7
at Oregon	11/17/19		13:59	1-6	.167	0-1	.000	2-2	1.000	2	2	4	4.3	1	0	1	1	0	4	3.8
at Gonzaga	11/19/19		06:47	0-2	.000	0-1	.000	0-0	.000	0	1	1	3.6	1	0	1	0	0	0	3.0
Totals		**0**	**72:43**	**5-17**	**.294**	**1-6**	**.167**	**4-6**	**.667**	**3**	**15**	**18**	**3.6**	**10**	**3**	**3**	**5**	**2**	**15**	**3.0**

CAREER STATS

			Total		3-Ptr		F-Throws		Rebounds											
Season	GP-GS	Min/Avg	FG-FGA	Pct	FG-FGA	Pct	FT-FTA	Pct	Off	Def	Tot	Avg	PF	FO	A	TO	Blk	Stl	Pts	Avg
2018-19	27-12	386/14.3	33-82	.402	7-30	.233	16-30	.533	22	46	68	2.5	49	0	18	31	5	26	89	3.3
2019-20	5-0	73/14.6	5-17	.294	1-6	.167	4-6	.667	3	15	18	3.6	10	1	3	3	5	2	15	3.0
Total	32-12	459/14.3	38-99	.384	8-36	.222	20-36	.556	25	61	86	2.7	59	1	21	34	10	28	104	3.3

43 COLEMAN SPARLING

@ColemanSparling
@colemansparling

R-Jr. | F | 6-7 | 215 | Ellensburg, WA | College of Southern Idaho | Central Washington

RECORD PERFORMANCES

POINTS
- **Career** 19, 2x, Last @ Colorado Northwestern (1/31/19)
- **Season** 6, 2x, Last vs. Louisiana (1/30/20)
- **Sun Belt** 6 vs. Louisiana (1/30/20)

REBOUNDS
- **Career** 10 vs. Indian Hills (12/29/18)
- **Season** 5 vs. UT Dallas (11/5/19)
- **Sun Belt** 4 @ ULM (1/18/20)

ASSISTS
- **Career** 6 vs. Western Nebraska (11/2/18)
- **Season** 2 @ Louisiana (1/16/20)
- **Sun Belt** 2 @ Louisiana (1/16/20)

STEALS
- **Career** 3, 3x, Last vs. Central Wyoming (12/15/18)
- **Season** 2 vs. Furman (11/27/19)
- **Sun Belt** 1, 4x, Last @ Appalachian State (2/6/20)

FIELD GOALS MADE
- **Career** 7, 2x, Last @ Colorado Northwestern (1/31/19)
- **Season** 3, 2x, Last vs. Louisiana (1/30/20)
- **Sun Belt** 3 vs. Louisiana (1/30/20)

FIELD GOALS ATTEMPTED
- **Career** 13 vs. Snow (3/2/19)
- **Season** 7 vs. Furman (11/27/19)
- **Sun Belt** 4 @ Texas State (1/25/20)

FREE THROWS MADE
- **Career** 6, 2x, Last vs. Saint Martin's (11/30/17)
- **Season** 3 @ ULM (1/18/20)
- **Sun Belt** 3 @ ULM (1/18/20)

FREE THROWS ATTEMPTED
- **Career** 8, 2x, Last @ Western Nebraska (11/9/18)
- **Season** 4 @ ULM (1/18/20)
- **Sun Belt** 4 @ ULM (1/18/20)

3-POINT FIELD GOALS MADE
- **Career** 5 vs. Portland CC (12/8/18)
- **Season** 1, 3x, Last @ Texas State (1/25/20)
- **Sun Belt** 1 @ Texas State (1/25/20)

3-POINT FIELD GOALS ATTEMPTED
- **Career** 8 vs. Salt Lake (3/1/19)
- **Season** 3 @ #14 Oregon (11/17/19)
- **Sun Belt** 1, 2x, Last @ Texas State (1/25/20)

MINUTES
- **Career** 35 @ Western Nebraska (11/9/18)
- **Season** 28 vs. Furman (11/27/19)
- **Sun Belt** 16 vs. Louisiana (1/30/20)

MISCELLANEOUS

	Year	Career
Double-Figure Points		14
20+ Points		
Double-Doubles		
5+ Rebounds	1	17
Double-Figure Assists		
Games W/ A Steal	6	22

2019-20 SEASON NUGGETS

Tied a season high with six points against Louisiana ... five 2nd-half points at Texas State, including his first 3-pointer since Nov. 19 ... four points off two offensive rebounds at Louisiana; he had scored four points in Sun Belt play entering the game ... four rebounds, tied for his most versus a D-I opponent, at ULM ... missed three-straight games after the New Year due to the flu ... did not play against UC Santa Barbara or Houston to rest a lower leg/Achilles injury ... made six-straight starts before the injury ... season-high-tying six points versus Furman ... considers himself a point-forward; can handle the ball very well ... had about 35 friends and family in attendance at Gonzaga (had about 70 requests, but couldn't secure enough tickets in the sold-out Kennel).

PRIOR TO UTA

Utilized a redshirt season as a freshman at Division-II Central Washington in 2016-17 ... averaged 6 points and 3.9 rebounds at Central Washington in 2017-18 ... averaged 8.3 points, 3.9 rebounds and 2.1 assists at JUCO Southern Idaho in 2018-19 ... played for his father, Greg, who was the head coach at Central Washington during Coleman's two years; Greg was an assistant coach at Southern Idaho during Coleman's lone year there ... Greg is currently the head coach at D-II Alaska Fairbanks.

PAINT TOUCHES

Born On...
July 4, 1997

Roommate
Nicolas Elame (Who Is Always Doing Dishes)

No Need To Yell Fore
State Tournament Golfer In High School; Best Round Is A 70, Longest Drive Is 342 Yards ... Has Never Had A Lesson

Outdoorsy
Rides Horses ... Favorite Singer Is Country Performer Luke Combs ... Brother, Jacob, Is A Professional Cowboy (Roper)

GAME-BY-GAME STATS

				Total		3-Pointers		Free throws		Rebounds										
Opponent	Date	GS	MIN	FG-FGA	PCT	3FG-3FGA	PCT	FT-FTA	PCT	OFF	DEF	TOT	AVG	PF	A	T/O	BLK	STL	PTS	AVG
Texas-Dallas	11/05/2019		11:46	0-0	.000	0-0	.000	0-0	.000	2	3	5	5.0	2	0	1	0	0	0	0.0
Tulsa	11/09/2019		08:23	0-0	.000	0-0	.000	0-0	.000	0	1	1	3.0	1	0	0	0	0	0	0.0
at Nevada	11/12/2019		11:57	1-2	.500	0-1	.000	0-0	.000	0	1	1	2.3	1	0	0	0	0	2	0.7
at Oregon	11/17/2019	*	12:22	2-4	.500	1-3	.333	0-0	.000	0	0	0	1.8	0	1	0	0	0	5	1.8
at Gonzaga	11/19/2019	*	14:38	1-2	.500	1-2	.500	0-0	.000	0	3	3	2.0	4	1	1	1	0	3	2.0
Arkansas Tech	11/24/2019	*	23:07	1-3	.333	0-0	.000	0-0	.000	2	2	4	2.3	2	1	0	0	0	2	2.0
vs Furman	11/27/2019	*	28:00	3-7	.429	0-1	.000	0-0	.000	1	3	4	2.6	3	1	1	1	2	6	2.6
at Elon	11/28/2019	*	19:00	1-2	.500	0-0	.000	0-0	.000	0	2	2	2.5	1	0	0	0	0	2	2.5
North Texas	12/02/2019	*	11:19	0-1	.000	0-1	.000	2-2	1.000	0	0	0	2.2	3	0	0	0	1	2	2.4
at Georgia St.	12/19/2019		09:48	0-0	.000	0-0	.000	2-2	1.000	0	1	1	2.1	2	0	0	0	1	2	2.4
at Ga. Southern	12/21/2019		05:07	0-0	.000	0-0	.000	0-0	.000	0	0	0	1.9	1	0	0	0	0	0	2.2
Appalachian St.	01/09/2020		11:23	0-0	.000	0-0	.000	0-0	.000	0	2	2	1.9	0	0	0	0	0	0	2.0
Coastal Carolina	01/11/2020		08:20	1-2	.500	0-1	.000	0-0	.000	1	0	1	1.8	1	0	1	0	1	2	2.0
at Louisiana	01/16/2020		13:43	2-2	1.000	0-0	.000	0-0	.000	2	0	2	1.9	1	2	1	0	0	4	2.1
at La.-Monroe	01/18/2020		13:00	0-2	.000	0-0	.000	3-4	.750	3	1	4	2.0	5	1	1	0	0	3	2.2
at Texas St.	01/25/2020		13:57	2-4	.500	1-1	1.000	0-0	.000	1	1	2	2.0	1	0	0	0	0	5	2.4
Louisiana	01/30/2020		15:50	3-3	1.000	0-0	.000	0-0	.000	2	0	2	2.0	2	1	0	0	1	6	2.6
La.-Monroe	02/01/2020		10:44	0-0	.000	0-0	.000	0-0	.000	0	1	1	1.9	1	0	0	1	0	0	2.4
at Appalachian St.	02/06/2020		12:51	0-0	.000	0-0	.000	0-0	.000	0	0	0	1.8	1	1	1	0	1	0	2.3
Totals		**6**	**255:15**	**17-34**	**.500**	**3-10**	**.300**	**7-8**	**.875**	**14**	**21**	**35**	**1.8**	**32**	**9**	**7**	**3**	**7**	**44**	**2.3**

CAREER STATS

					3-Ptr		F-Throws		Rebounds											
Season	GP-GS	Min/Avg	FG-FGA	Pct	FG-FGA	Pct	FT-FTA	Pct	Off	Def	Tot	Avg	PF	FO	A	TO	Blk	Stl	Pts	Avg
2017-18	18-18	350/19.4	32-89	.360	14-42	.333	30-39	.769	15	55	70	3.9	31	1	18	25	1	5	108	6.0
2018-19	28-24	582/20.8	85-207	.411	36-109	.330	26-42	.619	30	79	109	3.9	52	0	58	26	8	17	232	8.3
2019-20	19-6	254/13.4	17-34	.500	3-10	.300	7-8	.875	14	21	35	1.8	32	1	9	7	3	7	44	2.3
Total	65-48	1186/18.2	134-330	.406	53-161	.329	63-89	.708	59	155	214	3.3	115	2	85	58	12	29	384	5.9

SEASON BOX SCORES & RECAPS

vs DALLAS — WIN, 84-50

UT Dallas - 50 (Record: 0-0)

NO.	Name		Min	FG M-A	3P M-A	FT M-A	Rebounds OR	DR	TOT	Fouls PF	FD	TP	AS	TO	ST	Blocks BS	BA	+/-
34	Kelden Pruitt	F	22:04	2-4	1-1	0-0	2	3	5	1	0	5	0	0	2	0	0	-21
44	Michael Forster	F	18:39	2-9	0-2	1-2	2	2	4	2	1	5	0	2	1	0	2	-23
41	Hans Burwitz	C	17:42	2-8	0-0	0-1	2	3	5	0	1	4	1	0	0	0	1	-16
11	Curtis Allen	G	21:33	2-8	1-6	0-0	1	5	6	1	0	5	0	1	0	0	0	-20
13	Jalen Weber	G	23:59	1-9	0-2	0-0	1	1	2	1	2	2	0	4	0	0	1	-26
1	Kavin Ezekwe		13:20	4-6	2-3	0-0	0	0	0	0	2	10	0	1	1	0	1	-7
21	Xavier Ferrell		12:29	1-2	0-0	2-2	0	0	0	0	2	4	1	0	0	0	0	-16
23	Simeon Soname		13:30	2-3	0-0	0-2	2	1	3	1	1	4	1	0	0	0	1	-8
33	Kolton Pruitt		15:53	1-3	1-3	1-2	0	0	0	2	1	4	1	0	0	0	0	-2
5	Hunter Stevens		13:33	2-5	1-2	0-0	0	2	2	1	1	5	1	1	0	0	0	1
31	Will Isaac		09:50	1-2	0-0	0-0	3	2	5	1	0	2	2	0	0	0	0	-9
20	James Curtis		08:31	0-1	0-0	0-0	0	1	1	0	1	0	1	2	0	0	0	-10
24	Jeremiah Gibson		05:34	0-3	0-2	0-0	0	0	0	1	1	0	0	0	0	0	0	-11
3	Cole Williams		03:23	0-2	0-1	0-0	0	0	0	0	0	0	0	1	0	0	0	-2
Team							1	5	6			0		1				
Totals				20-65	6-22	4-9	14	25	39	11	13	50	8	13	4	0	6	-34

Technical Fouls: NONE

Shooting By Period		
1st FG%	8-32	25.0%
3PT%	2-9	22.2%
FT%	3-5	60%
2nd FG%	12-33	36.4%
3PT%	4-13	30.8%
FT%	1-4	25%
GM FG%	20-65	30.8%
3PT%	6-22	27.3%
FT%	4-9	44.4%

Dead Ball Rebounds: 2, 0

UT Arlington - 84 (Record: 1-0)

NO.	Name		Min	FG M-A	3P M-A	FT M-A	Rebounds OR	DR	TOT	Fouls PF	FD	TP	AS	TO	ST	Blocks BS	BA	+/-
2	Jordan Phillips	F	21:11	5-8	1-3	6-9	3	2	5	1	4	17	0	1	1	0	0	15
3	Ayoub Nouhi	F	19:39	1-6	0-2	0-0	1	2	3	2	0	2	3	1	0	0	0	11
13	Jabari Narcis	F	15:03	3-6	0-3	0-1	1	4	5	0	1	6	0	1	0	1	0	13
0	Brian Warren	G	21:57	1-5	0-3	1-2	1	4	5	1	2	3	7	2	1	0	0	19
4	David Azore	G	23:52	3-5	1-1	0-0	0	4	4	0	1	7	2	0	1	0	0	19
10	Radshad Davis		08:45	3-3	2-2	0-0	1	4	5	1	0	8	1	2	0	0	0	3
22	TiAndre Jackson-Young		15:22	7-10	5-8	0-0	2	2	4	2	0	19	2	0	1	3	0	22
23	Patrick Mwamba		21:28	3-4	1-2	0-2	0	5	5	1	3	7	1	0	1	1	0	22
1	Sam Griffin		14:24	4-7	4-7	0-0	0	1	1	1	0	12	3	0	1	0	0	13
20	Nicolas Elame		12:12	0-3	0-0	0-0	0	0	0	0	0	0	3	1	1	1	0	8
43	Coleman Sparling		11:46	0-0	0-0	0-0	2	3	5	2	0	0	0	1	0	0	0	11
33	McKade Marquis		07:38	1-4	1-4	0-0	0	0	0	1	0	3	2	1	0	0	0	3
14	Davis Steelman		06:43	0-2	0-2	0-0	0	0	0	1	0	0	1	0	0	0	0	11
Team							0	3	3			0		0				
Totals				31-63	15-37	7-14	11	34	45	13	11	84	25	10	7	6	0	34

Technical Fouls: NONE

Shooting By Period		
1st FG%	13-31	41.9%
3PT%	5-17	29.4%
FT%	6-10	60%
2nd FG%	18-32	56.3%
3PT%	10-20	50.0%
FT%	1-4	25%
GM FG%	31-63	49.2%
3PT%	15-37	40.5%
FT%	7-14	50.0%

Dead Ball Rebounds: 3, 0

	UTD	UTA
Biggest lead	0 (1st 20:00)	36 (2nd 0:22)
Best Scoring Run	5 (1st 11:36)	9 (1st 15:46)
Lead Changes	0	
Times Tied	0	
Time with Lead	00:00	39:51

Points from	UTD	UTA
Turnovers	3	25
Paint	22	22
Second Chance	18	18
Fast Breaks	5	27
Bench	29	49

Period by Period Scoring	1st	2nd	TOT
UTD	21	29	50
UTA	37	47	84

UTA took a 37-21 halftime lead before shooting 56.3 percent (18-32) from the field in the 2nd half to cruise to their sixth-straight victory to open a season.

The Mavericks commenced the 2nd half with three of their first four baskets coming off fast-break dunks, feeding energy into a full student section which set the stage for a final 20 minutes in which the hosts held the Comets – who entered ranked #11 in the Division-III National Poll – to just 36.4 percent (12-33) from the floor.

Seven different Mavericks made a 3-pointer on the night as UTA shot 40.5 percent from long distance, tying for the 3rd-most 3-pointers made in single-game program history by going 15-37 from behind the arc.

Jackson-Young's 19 points were a career high in a Maverick uniform as the senior forward shot 7-10 from the field, including 5-8 from long distance to go along with four rebounds and two assists.

vs TULSA — WIN, 73-59

Tulsa - 59 (Record: 1-1)

NO.	Name		Min	FG M-A	3P M-A	FT M-A	Rebounds OR	DR	TOT	Fouls PF	FD	TP	AS	TO	ST	Blocks BS	BA	+/-
1	Martins Igbanu	F	20:28	2-4	0-0	2-2	1	3	4	2	3	6	1	1	0	0	0	-19
41	Jeriah Horne	F	32:05	4-11	0-4	3-3	3	1	4	2	2	11	3	0	0	0	0	-13
0	Brandon Rachal	G	20:23	1-7	0-2	0-0	0	4	4	5	1	2	0	3	0	1	1	-14
3	Elijah Joiner	G	23:39	1-6	1-2	0-0	0	2	2	3	2	3	0	0	0	1	2	-21
5	Lawson Korita	G	15:10	1-8	1-7	0-0	0	0	0	0	0	3	1	1	0	0	1	-17
22	Reggie Jones		24:11	5-12	3-5	6-10	2	3	5	4	4	19	1	2	1	0	0	5
4	Isaiah Hill		25:02	0-5	0-1	1-2	0	4	4	1	3	1	0	3	0	0	1	7
11	Darien Jackson		24:59	4-7	0-1	4-4	5	2	7	1	2	12	2	0	0	0	0	4
12	Emmanuel Ugboh		03:13	0-0	0-0	0-0	0	1	1	0	0	0	0	0	0	0	0	3
15	Josh Earley		10:50	1-2	0-0	0-2	2	2	4	0	2	2	1	0	0	0	0	-5
Team							3	3	6			0		0				
Totals				19-62	5-22	16-23	16	25	41	18	19	59	9	10	1	2	5	-14

Technical Fouls: NONE

Shooting By Period		
1st FG%	8-32	25.0%
3PT%	3-14	21.4%
FT%	4-8	50%
2nd FG%	11-30	36.7%
3PT%	2-8	25.0%
FT%	12-15	80%
GM FG%	19-62	30.6%
3PT%	5-22	22.7%
FT%	16-23	69.6%

Dead Ball Rebounds: 4, 0

UT Arlington - 73 (Record: 2-0)

NO.	Name		Min	FG M-A	3P M-A	FT M-A	Rebounds OR	DR	TOT	Fouls PF	FD	TP	AS	TO	ST	Blocks BS	BA	+/-
2	Jordan Phillips	F	19:19	1-3	1-2	0-0	0	1	1	3	1	3	2	2	0	0	0	5
3	Ayoub Nouhi	F	20:13	3-6	2-5	0-0	1	1	2	2	2	8	0	0	0	0	0	12
13	Jabari Narcis	F	22:15	4-9	4-7	4-5	4	6	10	2	4	16	0	1	0	3	0	18
0	Brian Warren	G	28:09	4-10	1-5	6-6	1	2	3	4	4	15	4	1	1	0	0	8
4	David Azore	G	27:41	4-11	0-4	4-4	1	5	6	2	6	12	6	3	2	0	0	15
22	TiAndre Jackson-Young		14:30	1-5	0-4	0-0	2	3	5	0	0	2	1	1	0	0	0	7
10	Radshad Davis		21:30	5-8	1-3	0-0	1	4	5	1	0	11	1	0	0	0	1	5
1	Sam Griffin		23:02	2-7	0-4	0-0	0	2	2	2	0	4	2	1	1	0	1	4
23	Patrick Mwamba		13:32	0-1	0-0	2-2	1	2	3	2	1	2	0	0	0	2	0	-11
43	Coleman Sparling		08:23	0-0	0-0	0-0	0	1	1	1	0	0	0	0	0	0	0	7
20	Nicolas Elame		01:26	0-0	0-0	0-0	0	0	0	0	0	0	0	0	0	0	0	0
Team							1	3	4			0		0				
Totals				24-60	9-34	16-17	12	30	42	19	18	73	16	9	4	5	2	14

Technical Fouls: NONE

Shooting By Period		
1st FG%	10-31	32.3%
3PT%	4-19	21.1%
FT%	9-10	90%
2nd FG%	14-29	48.3%
3PT%	5-15	33.3%
FT%	7-7	100%
GM FG%	24-60	40.0%
3PT%	9-34	26.5%
FT%	16-17	94.1%

Dead Ball Rebounds: 0, 0

	Tulsa	UTA
Biggest lead	0 (1st 20:00)	22 (2nd 11:14)
Best Scoring Run	10 (1st 12:29)	9 (1st 8:08)
Lead Changes	0	
Times Tied	1	
Time with Lead	00:00	39:37

Points from	Tulsa	UTA
Turnovers	5	11
Paint	22	12
Second Chance	21	13
Fast Breaks	6	12
Bench	34	19

Period by Period Scoring	1st	2nd	TOT
Tulsa	23	36	59
UTA	33	40	73

Senior Jabari Narcis – in his second year with the Mavs – registered his first double-double effort as a UTA player with a team-high 16 points and a game-best 10 rebounds, in addition to blocking three shots. The 6-9 forward also established a career high in 3-pointers made by going 4-7 and finishing with a game-best +/- of +18.

UTA never trailed, and the game was tied on just one occasion, 12-12, as the Mavs led by double figures for the final 25 minutes on their way to a third-straight 2-0 start to a campaign.

In front of 3,722 fans and a packed, vocal student section, the Mavs dominated both sides of the ball from the opening tip, limiting Tulsa to just 30.6 percent from the floor (19-62) en route to their first-ever win (1-4) over the Hurricane. After a slow offensive 1st half for both sides, UTA finished the night connecting at 40 percent from the field (24-60).

The Mavs took care of the ball with just nine turnovers compared with 16 assists.

@ NEVADA — LOSS, 80-73

UT Arlington - 73 (Record: 2-1)

NO.	Name		Min	FG M-A	3P M-A	FT M-A	Rebounds OR	DR	TOT	Fouls PF	FD	TP	AS	TO	ST	Blocks BS	BA	+/-
2	Jordan Phillips	F	14:40	0-2	0-1	1-2	1	1	2	0	2	1	0	2	0	0	1	-17
3	Ayoub Nouhi	F	19:16	1-3	1-3	2-4	0	0	0	3	2	5	1	0	1	0	0	-2
13	Jabari Narcis	F	17:46	3-8	3-7	2-2	2	7	9	0	2	11	0	1	0	1	0	-10
0	Brian Warren	G	24:06	1-12	1-8	2-4	0	2	2	4	3	5	2	2	1	0	0	2
4	David Azore	G	26:26	2-4	1-2	7-8	0	3	3	2	5	12	4	3	2	0	1	-10
10	Radshad Davis		18:34	5-12	0-1	4-6	6	4	10	5	4	14	1	3	0	0	1	8
22	TiAndre Jackson-Young		18:18	2-5	2-4	0-0	0	1	1	2	0	6	0	0	0	1	0	9
23	Patrick Mwamba		17:46	1-4	0-2	0-0	0	5	5	5	1	2	2	1	1	1	1	11
1	Sam Griffin		20:17	5-11	3-7	0-0	0	0	0	0	0	13	2	1	1	0	2	-12
20	Nicolas Elame		10:55	1-1	0-0	0-1	0	1	1	3	1	2	1	0	0	0	0	-8
43	Coleman Sparling		11:56	1-2	0-1	0-0	0	1	1	1	0	2	0	0	0	0	0	-6
Team							3	3	6			0		1				
Totals				22-64	11-36	18-27	12	28	40	25	20	73	13	14	6	3	6	-7

Technical Fouls: NONE

Shooting By Period		
1st FG%	14-28	50.0%
3PT%	7-11	63.6%
FT%	3-6	50%
2nd FG%	13-30	43.3%
3PT%	3-10	30.0%
FT%	13-24	54.2%
GM FG%	27-58	46.6%
3PT%	10-21	47.6%
FT%	16-30	53.3%

Dead Ball Rebounds: 5, 0

Nevada - 80 (Record: 2-1)

NO.	Name		Min	FG M-A	3P M-A	FT M-A	Rebounds OR	DR	TOT	Fouls PF	FD	TP	AS	TO	ST	Blocks BS	BA	+/-
1	Robby Robinson	F	26:44	4-5	0-0	0-3	2	6	8	3	3	8	3	1	0	0	0	13
12	Johncarlos Reyes	C	15:15	0-1	0-0	1-2	0	3	3	4	2	1	1	2	0	2	0	8
2	Jalen Harris	G	25:50	6-18	1-5	11-14	2	7	9	3	7	24	2	1	2	0	1	15
14	Lindsey Drew	G	32:59	3-9	1-2	0-2	2	6	8	3	5	7	4	4	3	2	1	7
22	Jazz Johnson	G	34:44	5-11	3-6	3-6	0	2	2	2	5	16	1	3	0	0	0	6
5	Nisre Zouzoua		27:00	6-8	3-5	1-1	0	3	3	0	2	16	3	0	0	0	0	-6
42	K.J. Hymes		17:13	1-3	0-0	0-2	2	3	5	1	1	2	1	2	0	2	1	-4
11	Kane Milling		12:17	1-2	1-2	0-0	0	0	0	4	0	3	3	2	0	0	0	1
15	Zane Meeks		07:58	1-1	1-1	0-0	0	3	3	1	0	3	0	1	0	0	0	-5
Team							1	1	2			0		0				
Totals				27-58	10-21	16-30	9	34	43	21	25	80	18	16	5	6	3	7

Technical Fouls: Harris 1st 17:44

Shooting By Period		
1st FG%	10-31	32.3%
3PT%	7-18	38.9%
FT%	8-10	80%
2nd FG%	12-33	36.4%
3PT%	4-18	22.2%
FT%	10-17	58.8%
GM FG%	22-64	34.4%
3PT%	11-36	30.6%
FT%	18-27	66.7%

Dead Ball Rebounds: 8, 0

	UTA	Nevada
Biggest lead	2 (1st 14:29)	10 (1st 2:16)
Best Scoring Run	10(1st 14:29)	11(1st 2:16)
Lead Changes	14	
Times Tied	2	
Time with Lead	06:09	33:19

Points from	UTA	Nevada
Turnovers	18	14
Paint	18	26
Second Chance	7	4
Fast Breaks	18	17
Bench	39	24

Period by Period Scoring	1st	2nd	TOT
UTA	35	38	73
Nevada	38	42	80

Facing the three-time defending Mountain West Conference Champions, UTA battled all night, but ultimately fell just short to Nevada.

Senior Radshad Davis recorded his first double-double in his second year with UTA with team highs of 14 points and 10 rebounds in just 19 minutes.

Despite shooting just 34.4 percent (22-64) from the floor against an at-large NCAA Tournament foe from a year ago, UTA held 2nd-half leads, but couldn't quite do enough to take control late. The Nevada lead was never more than nine at any point in the 2nd half, and for the majority of time hovered between 4-8 points most of the stanza.

Trailing by four, 77-73, with 30 seconds remaining, Davis pulled down a rebound off a missed Nevada free throw; however, a Wolf Pack player contested that effort – a foul potentially could have been called – and it resulted in Davis falling to the ground and being called for a travel. Unfortunately for the Mavs, that would be the last legit effort they had to complete the comeback.

SEASON BOX SCORES & RECAPS

@ #14 OREGON — LOSS, 67-47

UT Arlington - 47 Record: 2-2

NO.	Name		Min	FG M-A	3P M-A	FT M-A	Rebounds OR	DR	TOT	Fouls PF	FD	TP	AS	TO	ST	Blocks BS	BA	+/-
13	Jabari Narcis	F	23:55	0-4	0-3	0-1	1	8	9	1	1	0	1	0	0	1	0	-6
43	Coleman Sparling	F	12:24	2-4	1-3	0-0	0	0	0	0	1	5	1	0	0	0	0	-13
0	Brian Warren	G	29:31	4-11	0-3	1-1	0	1	1	2	2	9	1	1	0	0	2	-6
4	David Azore	G	25:55	2-8	2-3	5-6	3	3	6	2	5	11	2	0	1	0	1	-19
20	Nicolas Elame	G	13:42	0-1	0-0	0-2	1	0	1	1	1	0	0	1	0	0	1	-8
1	Sam Griffin		19:15	0-5	0-4	0-0	0	0	0	0	0	0	1	1	1	0	0	-15
2	Jordan Phillips		21:53	4-12	3-5	3-4	1	4	5	0	2	14	0	0	0	0	1	-1
22	TiAndre Jackson-Young		12:16	0-4	0-4	0-0	0	2	2	0	0	0	0	1	1	0	0	-12
10	Radshad Davis		13:25	1-6	0-3	0-0	3	0	3	1	1	2	1	1	0	0	0	-10
23	Patrick Mwamba		13:57	1-6	0-1	2-2	2	2	4	1	2	4	0	1	0	1	0	-9
3	Ayoub Nouhi		13:47	1-3	0-1	0-0	1	2	3	0	1	2	0	0	0	0	0	-1
Team							1	1	2			0		0				
Totals				15-64	6-30	11-16	13	23	36	8	16	47	7	6	3	2	5	-20

Technical Fouls::NONE

Oregon - 67 Record: 4-0

NO.	Name		Min	FG M-A	3P M-A	FT M-A	Rebounds OR	DR	TOT	Fouls PF	FD	TP	AS	TO	ST	Blocks BS	BA	+/-
10	Shakur Juiston	F	18:30	2-8	0-1	1-2	2	1	3	3	1	5	0	1	1	0	0	3
33	Francis Okoro	F	21:27	1-2	0-0	1-2	2	4	6	3	1	3	1	0	0	1	0	3
3	Payton Pritchard	G	31:31	10-16	2-6	2-2	0	8	8	2	2	24	3	3	0	0	0	10
5	Chris Duarte	G	23:21	3-9	1-3	0-0	2	5	7	2	0	7	2	1	0	0	1	3
32	Anthony Mathis	G	25:11	2-8	2-4	0-0	0	3	3	0	0	6	2	1	1	0	0	2
0	Will Richardson		21:21	4-5	1-1	0-0	1	4	5	4	1	9	2	2	1	0	0	27
14	C.J. Walker		21:30	0-2	0-1	0-0	0	8	8	0	1	0	0	0	0	1	1	18
13	Chandler Lawson		18:33	2-4	0-0	0-0	0	2	2	1	1	4	0	0	0	2	0	16
22	Addison Patterson		18:36	3-5	2-4	1-2	0	3	3	1	1	9	0	1	1	0	0	18
Team							1	0	1			0		1				
Totals				27-59	8-20	5-8	8	38	46	16	8	67	10	10	4	5	2	20

Technical Fouls::NONE

	UTA	ORE
Biggest lead	3 (1st 13:59)	20 (2nd 3:32)
Best Scoring Run	7(1st 0:40)	13(1st 7:09)
Lead Changes	6	
Times Tied	4	
Time with Lead	03:02	34:10

Points from	UTA	ORE
Turnovers	9	5
Paint	12	28
Second Chance	9	9
Fast Breaks	1	13
Bench	22	22

Period by Period Scoring	1st	2nd	TOT
UTA	28	19	47
ORE	37	30	67

Shooting By Period		
1st FG%	9-33	27.3%
3PT%	4-17	23.5%
FT%	6-9	66.7%
2nd FG%	6-31	19.4%
3PT%	2-13	15.4%
FT%	5-7	71.4%
GM FG%	15-64	23.4%
3PT%	6-30	20.0%
FT%	11-16	68.8%

Dead Ball Rebounds: 2, 0

Shooting By Period		
1st FG%	15-29	51.7%
3PT%	5-10	50.0%
FT%	2-4	50%
2nd FG%	12-30	40.0%
3PT%	3-10	30.0%
FT%	3-4	75%
GM FG%	27-59	45.8%
3PT%	8-20	40.0%
FT%	5-8	62.5%

Dead Ball Rebounds: 4, 1

UTA battled through its worst shooting night in program history Sunday to remain competitive throughout the contest before a 2nd-half push by #14 Oregon sent the Mavericks to a 67-47 defeat inside Matthew Knight Arena.

UTA shot just 23.4 percent (15-64) from the floor – its worst field-goal percentage in program history (previous: 23.5 percent at Texas State on Jan. 9, 1999).

Despite that cold shooting, the Mavs trailed by single digits midway through the 2nd half and never by more than the final margin of 20 as UTA committed just six turnovers to keep itself in the matchup for the majority of the evening.

Arkansas sophomore transfer Jordan Phillips led UTA with 14 points – his most versus a Division-I opponent – while redshirt sophomore David Azore tallied 11 as the duo finished as the lone double-figure scorers for the Mavs.

@ #8 GONZAGA — LOSS, 72-66

UT Arlington - 66 Record: 2-3

NO.	Name		Min	FG M-A	3P M-A	FT M-A	Rebounds OR	DR	TOT	Fouls PF	FD	TP	AS	TO	ST	Blocks BS	BA	+/-
13	Jabari Narcis	F	28:50	5-5	5-5	1-2	0	5	5	3	2	16	1	1	0	3	0	5
43	Coleman Sparling	F	14:38	1-2	1-2	0-0	0	3	3	4	0	3	1	1	0	1	0	1
0	Brian Warren	G	32:01	5-17	1-7	4-4	0	3	3	4	3	15	4	1	2	0	1	-2
4	David Azore	G	27:44	4-6	2-3	5-7	0	4	4	3	5	15	2	1	0	0	0	1
20	Nicolas Elame	G	10:47	0-1	0-1	0-0	0	1	1	0	0	0	2	1	0	0	0	2
2	Jordan Phillips		19:52	2-5	0-0	1-2	1	4	5	1	1	5	1	1	1	0	0	-18
22	TiAndre Jackson-Young		10:09	1-3	0-2	0-0	0	4	4	0	0	2	0	1	0	1	0	3
1	Sam Griffin		14:47	2-5	1-3	0-0	0	2	2	1	0	5	0	0	0	0	0	-7
3	Ayoub Nouhi		18:09	1-3	1-1	2-2	0	1	1	0	2	5	0	0	1	0	0	-16
23	Patrick Mwamba		06:47	0-2	0-1	0-0	0	1	1	1	0	0	0	1	0	0	0	-6
10	Radshad Davis		15:09	0-4	0-1	0-0	0	2	2	3	0	0	2	1	0	0	0	8
14	Davis Steelman		01:07	0-0	0-0	0-0	0	0	0	0	0	0	0	0	0	0	0	-1
Team							0	2	2			0		1				
Totals				21-53	11-26	13-17	1	32	33	20	13	66	13	10	4	5	1	-6

Technical Fouls: Team 2nd 14:24

Gonzaga - 72 Record: 5-0

NO.	Name		Min	FG M-A	3P M-A	FT M-A	Rebounds OR	DR	TOT	Fouls PF	FD	TP	AS	TO	ST	Blocks BS	BA	+/-
3	Filip Petrusev	F	18:12	3-6	0-1	4-5	1	2	3	1	3	10	0	2	0	0	0	-7
24	Corey Kispert	F	36:03	1-8	1-6	0-0	1	1	2	4	0	3	1	1	0	0	2	4
33	Killian Tillie	F	26:34	6-11	1-2	2-3	3	5	8	3	4	15	1	1	1	0	1	-6
1	Admon Gilder	G	34:22	4-11	0-3	7-11	1	4	5	2	5	15	5	0	2	0	1	12
4	Ryan Woolridge	G	32:52	7-15	3-7	2-7	2	7	9	0	4	19	1	0	0	0	0	9
2	Drew Timme		19:59	3-6	0-0	1-2	3	7	10	1	2	7	0	2	0	1	1	17
22	Anton Watson		19:05	1-3	0-1	1-2	0	4	4	0	2	3	2	0	2	0	0	0
11	Joel Ayayi		12:53	0-4	0-2	0-0	0	3	3	2	0	0	0	0	2	0	0	1
Team							1	0	1			0		0				
Totals				25-64	5-22	17-30	12	33	45	13	20	72	10	6	7	1	5	6

Technical Fouls: NONE

	UTA	GON
Biggest lead	7 (1st 8:08)	13 (2nd 3:49)
Best Scoring Run	9 (1st 8:08)	6 (1st 3:26)
Lead Changes	7	
Times Tied	3	
Time with Lead	16:17	21:44

Points from	UTA	GON
Turnovers	9	3
Paint	12	36
Second Chance	2	15
Fast Breaks	5	12
Bench	17	10

Period by Period Scoring	1st	2nd	TOT
UTA	27	39	66
GON	28	44	72

Shooting By Period		
1st FG%	9-27	33.3%
3PT%	5-14	35.7%
FT%	4-4	100%
2nd FG%	12-26	46.2%
3PT%	6-12	50.0%
FT%	9-13	69.2%
GM FG%	21-53	39.6%
3PT%	11-26	42.3%
FT%	13-17	76.5%

Dead Ball Rebounds: 1, 0

Shooting By Period		
1st FG%	12-35	34.3%
3PT%	3-15	20.0%
FT%	1-2	50%
2nd FG%	13-29	44.8%
3PT%	2-7	28.6%
FT%	16-28	57.1%
GM FG%	25-64	39.1%
3PT%	5-22	22.7%
FT%	17-30	56.7%

Dead Ball Rebounds: 8, 1

Facing the #8 team in the nation on their home floor for the second-straight year, UTA came within two shots of potentially knocking off Gonzaga, but the Mavericks fell just short, 72-66.

Entering play, Gonzaga held the best field-goal percentage in the country at 56.6, but UTA held the Bulldogs to 39.1 percent while connecting at a 39.6-percent clip of its own. Included in that defensive effort for the Mavs was limiting Gonzaga to just 22.7 percent from 3-point range while delivering a 42.3-percent performance of their own from distance.

UTA led for more than 16 minutes in the 1st half before entering the locker room down just one, 28-27. The Mavs re-tied the contest on multiple occasions early in the 2nd half, but Gonzaga eventually created a little bit of separation and built a lead as large as 13. However, the Mavs demonstrated a ton of grit and fought their way back to make it a two-possession game with under a minute remaining. However, that six-point differential would end up being the difference.

ARKANSAS TECH — WIN, 85-68

Arkansas Tech - 68

NO.	Name		Min	FG M-A	3P M-A	FT M-A	Rebounds OR	DR	TOT	Fouls PF	FD	TP	AS	TO	ST	Blocks BS	BA	+/-
0	Dillon Gooding	F	34:41	6-14	2-4	5-5	0	1	1	1	3	19	5	2	1	0	0	-12
1	Ramses Sandifer	F	22:07	1-4	1-3	2-2	0	3	3	1	3	5	0	0	0	0	0	-15
2	Devante Foster	F	32:53	6-10	3-7	2-2	1	7	8	0	3	17	0	3	1	2	0	-13
10	Kevin McNeal	G	20:53	0-3	0-1	1-2	0	1	1	3	1	1	1	2	0	0	0	-19
11	R.J. Glasper	G	32:25	5-15	2-7	2-2	1	1	2	4	4	14	2	1	0	0	0	-19
12	Ke'Lyn Adams		21:17	0-3	0-2	0-0	0	3	3	3	1	0	1	3	0	0	0	-2
35	Tony Hall		26:05	2-6	1-5	2-2	1	7	8	0	1	7	2	1	0	0	0	-11
20	Cam Kennedy		05:54	1-2	1-2	0-0	0	1	1	2	0	3	0	0	1	0	0	6
3	Calvin Allen		00:45	0-0	0-0	0-0	0	0	0	0	0	0	0	0	0	0	0	0
5	Kaleb Turner		00:45	0-0	0-0	0-0	0	0	0	0	0	0	0	0	0	0	0	0
15	Kyler Haynes		00:45	0-0	0-0	0-0	0	0	0	0	0	0	0	1	0	0	0	0
21	Albert Odero		00:45	1-1	0-0	0-0	0	0	0	0	0	2	0	0	0	1	0	0
33	David Wehmeyer		00:45	0-0	0-0	0-0	0	0	0	0	0	0	0	0	0	0	0	0
Team							2	1	3			0		3				
Totals				22-58	10-31	14-15	5	25	30	14	16	68	11	16	3	2	0	-17

Technical Fouls: NONE

UT Arlington - 85

NO.	Name		Min	FG M-A	3P M-A	FT M-A	Rebounds OR	DR	TOT	Fouls PF	FD	TP	AS	TO	ST	Blocks BS	BA	+/-
13	Jabari Narcis	F	24:21	8-12	5-8	2-3	1	10	11	1	2	23	1	0	0	0	0	16
22	TiAndre Jackson-Young	F	16:22	2-4	0-1	0-0	2	4	6	3	0	4	1	0	1	0	0	3
43	Coleman Sparling	F	23:07	1-3	0-0	0-0	2	2	4	2	0	2	1	0	0	0	0	19
0	Brian Warren	G	27:02	7-13	0-2	1-1	1	2	3	3	2	15	12	1	0	0	0	18
4	David Azore	G	30:28	4-5	1-1	7-8	0	4	4	3	6	16	3	5	0	0	1	14
2	Jordan Phillips		20:02	4-10	0-3	0-0	1	3	4	0	1	8	1	1	1	0	0	0
3	Ayoub Nouhi		17:52	3-6	1-1	0-0	0	2	2	1	1	7	1	3	0	0	0	0
1	Sam Griffin		19:14	2-10	0-3	0-0	0	0	0	2	1	4	2	0	1	0	0	5
10	Radshad Davis		14:20	3-4	0-0	0-0	1	2	3	0	1	6	2	1	0	0	1	2
14	Davis Steelman		06:10	0-0	0-0	0-0	1	0	1	1	0	0	0	0	0	0	0	4
33	McKade Marquis		01:02	0-0	0-0	0-0	0	0	0	0	0	0	0	0	0	0	0	2
Team							1	1	2			0		0				
Totals				34-67	7-19	10-12	10	30	40	16	14	85	24	11	3	0	2	17

Technical Fouls: NONE

	ATU	UTA
Biggest lead	1 (1st 14:38)	19 (2nd 0:24)
Best Scoring Run	8 (2nd 14:32)	9 (2nd 9:26)
Lead Changes	2	
Times Tied	3	
Time with Lead	00:49	37:28

Points from	ATU	UTA
Turnovers	8	19
Paint	14	42
Second Chance	3	14
Fast Breaks	5	2
Bench	12	25

Period by Period Scoring	1st	2nd	TOT
ATU	36	32	68
UTA	43	42	85

Shooting By Period		
1st FG%	13-33	39.4%
3PT%	6-17	35.3%
FT%	4-5	80%
2nd FG%	9-25	36.0%
3PT%	4-14	28.6%
FT%	10-10	100%
GM FG%	22-58	37.9%
3PT%	10-31	32.3%
FT%	14-15	93.3%

Dead Ball Rebounds: 2, 0

Shooting By Period		
1st FG%	19-40	47.5%
3PT%	4-12	33.3%
FT%	1-2	50%
2nd FG%	15-27	55.6%
3PT%	3-7	42.9%
FT%	9-10	90%
GM FG%	34-67	50.7%
3PT%	7-19	36.8%
FT%	10-12	83.3%

Dead Ball Rebounds: 0, 0

Behind double-double performances from Brian Warren and Jabari Narcis, UTA registered a season-high point total en route to an 85-68 win over Arkansas Tech inside the College Park Center.

UTA led for 37 minutes and was never seriously threatened as the Mavericks snapped a three-game losing skid – all of which came on the road to NCAA Tournament teams from a year ago – by registering a season-best field-goal performance at 50.7 percent (34-67).

Warren passed out a career- and game-high 12 assists to go along with 15 points, while Narcis scored a career- and game-high 23 points while grabbing a season- and game-best 11 rebounds. For Warren, it's his first double-double in 39 games as a member of the Mavs, while Narcis recorded his second double-double of the young season.

A 6-foot-9 forward, Narcis knocked down a career-tying five 3-pointers for the second-straight contest; as a team UTA went 7-19 (36.8 percent) from beyond the arc.

SEASON BOX SCORES & RECAPS

VS. FURMAN — LOSS, 58-57

Texas-Arlington 57 • 3-4, 0-0 SBC

##	Player		Total FG-FGA	3-Ptr FG-FGA	FT-FTA	Rebounds Off	Def	Tot	PF	TP	A	TO	Blk	Stl	Min
13	Narcis, Jabari	f	3-5	1-3	0-0	4	4	8	2	7	0	2	1	0	25
22	Jackson-Young,TiAndr	f	3-8	0-5	1-2	1	1	2	1	7	1	2	0	1	27
43	Sparling, Coleman	f	3-7	0-1	0-0	1	3	4	3	6	1	1	1	2	28
00	Warren, Brian	g	6-13	1-1	5-5	0	4	4	1	18	1	2	0	2	31
04	Azore, David	g	5-9	2-2	0-0	0	5	5	1	12	4	3	0	0	34
01	Griffin, Sam		1-3	0-1	1-1	0	1	1	1	3	0	2	0	0	10
02	Phillips, Jordan		1-2	0-1	0-0	1	1	2	3	2	2	1	0	0	14
03	Nouhi, Ayoub		1-3	0-1	0-0	0	1	1	2	2	0	1	0	0	13
10	Davis, Radshad		0-2	0-0	0-0	0	2	2	1	0	0	1	0	0	13
14	Steelman, Davis		0-0	0-0	0-0	0	0	0	0	0	0	0	0	0	1
20	Elame, Nicolas		0-1	0-1	0-0	0	2	2	0	0	0	1	0	0	4
	Team					0	2	2							
	Totals		23-53	4-16	7-8	7	26	33	15	57	9	16	2	5	200

FG % 1st Half: 13-27 48.1% 2nd half: 10-26 38.5% Game: 23-53 43.4%
3FG % 1st Half: 3-11 27.3% 2nd half: 1-5 20.0% Game: 4-16 25.0%
FT % 1st Half: 2-3 66.7% 2nd half: 5-5 100.0 Game: 7-8 87.5%

Deadball Rebounds 0

Furman 58 • 7-1, 0-0 SoCon

##	Player		Total FG-FGA	3-Ptr FG-FGA	FT-FTA	Rebounds Off	Def	Tot	PF	TP	A	TO	Blk	Stl	Min
04	Noah Gurley	f	3-7	1-1	4-5	0	1	1	2	11	2	4	1	0	25
20	Jalen Slawson	f	0-1	0-1	0-0	0	3	3	2	0	0	6	0	0	13
45	Clay Mounce	f	6-14	1-6	1-3	4	8	12	2	14	1	3	1	3	38
10	Alex Hunter	g	4-9	3-8	0-0	1	3	4	1	11	3	1	0	0	36
23	Jordan Lyons	g	4-11	4-9	2-2	0	4	4	2	14	2	2	0	0	37
00	Tre Clark		1-3	0-0	0-0	2	1	3	2	2	0	1	1	1	26
03	Mike Bothwell		2-6	0-3	2-3	1	2	3	1	6	1	0	0	1	25
	Team					1	2	3							
	Totals		20-51	9-28	9-13	9	24	33	12	58	9	17	3	5	200

FG % 1st Half: 7-21 33.3% 2nd half: 13-30 43.3% Game: 20-51 39.2%
3FG % 1st Half: 5-15 33.3% 2nd half: 4-13 30.8% Game: 9-28 32.1%
FT % 1st Half: 3-4 75.0% 2nd half: 6-9 66.7% Game: 9-13 69.2%

Deadball Rebounds 0

Officials: Bill Covington Jr., Anthony Franklin, and Ty Meixsell
Technical fouls: Texas-Arlington-None. Furman-None.
Attendance:

Score by periods	1st	2nd	Total
Texas-Arlington	31	26	**57**
Furman	22	36	**58**

Points	In Paint	Off T/O	2nd Chance	Fast Break	Bench
UTA	28	20	5	4	7
FUR	20	14	10	3	8

Last FG - UTA 2nd-04:44, FUR 2nd-00:04.
Largest lead - UTA by 13 2nd-16:47, FUR by 3 1st-14:02.
UTA led for 35:13. FUR led for 01:24. Game was tied for 03:23.

Score tied - 4 times.
Lead changed - 7 times.

Furman hit a game-tying shot with 3.8 seconds to play, a subsequent free throw as part of the and-1 put the Paladins in front, and UTA suffered a tough neutral-site loss at Elon's Schar Center.

On the ensuing inbound following the Furman three-point play, the Mavs pushed the ball into the frontcourt with Brian Warren. He found TiAndre Jackson-Young on the baseline in front of the Mavericks' bench, but the senior's good look at a 3-point attempt just before the buzzer was off the mark and UTA dropped the contest despite only trailing for 1 minute and 34 seconds all game.

UTA held a six-point lead, 53-47, with 4:44 remaining following a Jackson-Young layup off a feed from Coleman Sparling. However, that would be the last field goal the Mavs made as Furman closed the game on an 11-4 run as the final four UTA points came off Warren free throws.

@ ELON — WIN, 77-67

UT Arlington 77 • 4-4

##	Player		Total FG-FGA	3-Ptr FG-FGA	FT-FTA	Rebounds Off	Def	Tot	PF	TP	A	TO	Blk	Stl	Min
13	Narcis, Jabari	f	2-3	1-2	0-0	2	2	4	0	5	1	0	0	0	11
22	Jackson-Young,TiAndr	f	3-5	1-2	0-1	0	4	4	1	7	0	2	0	2	18
43	Sparling, Coleman	f	1-2	0-0	0-0	0	2	2	1	2	0	0	0	0	19
00	Warren, Brian	g	1-4	0-3	4-5	0	2	2	2	6	4	2	0	0	26
04	Azore, David	g	4-12	1-3	2-2	0	4	4	3	11	3	2	0	1	36
01	Griffin, Sam		8-9	3-4	1-2	0	3	3	3	20	0	3	0	2	24
02	Phillips, Jordan		3-5	1-2	4-4	0	3	3	2	11	1	0	0	0	27
03	Nouhi, Ayoub		0-2	0-1	1-2	1	2	3	1	1	0	0	1	0	11
10	Davis, Radshad		4-8	0-2	1-3	1	3	4	1	9	0	0	0	1	12
20	Elame, Nicolas		2-4	1-1	0-0	2	2	4	0	5	1	2	1	1	16
	Team					3	2	5				1			
	Totals		28-54	8-20	13-19	9	29	38	14	77	10	12	2	7	200

FG % 1st Half: 12-24 50.0% 2nd half: 16-30 53.3% Game: 28-54 51.9%
3FG % 1st Half: 3-10 30.0% 2nd half: 5-10 50.0% Game: 8-20 40.0%
FT % 1st Half: 5-11 45.5% 2nd half: 8-8 100.0 Game: 13-19 68.4%

Deadball Rebounds 3

Elon 67 • 3-5

##	Player		Total FG-FGA	3-Ptr FG-FGA	FT-FTA	Rebounds Off	Def	Tot	PF	TP	A	TO	Blk	Stl	Min
01	Hannah, Chuck	f	1-1	0-0	0-0	1	1	2	0	2	1	2	0	0	17
33	Wright, Simon	f	3-7	1-2	3-4	2	3	5	1	10	2	1	0	1	34
00	McIntosh, Hunter	g	3-5	2-4	1-2	0	3	3	4	9	4	3	0	1	22
04	Sheffield II, Marcus	g	8-22	2-6	7-7	1	5	6	4	25	0	3	1	1	39
14	Ervin, Zac	g	3-10	1-4	0-0	2	1	3	3	7	0	0	0	0	25
05	Poser, Federico		0-0	0-0	0-0	0	1	1	2	0	1	1	0	0	5
10	Wooten, Kris		3-6	3-6	0-0	1	1	2	1	9	1	0	1	0	27
21	Pack, Andy		0-2	0-2	0-0	0	0	0	1	0	0	0	0	0	8
25	Woods, Hunter		2-4	1-3	0-1	0	5	5	3	5	2	2	1	0	23
	Team					0	0	0							
	Totals		23-57	10-27	11-14	7	20	27	19	67	11	12	3	3	200

FG % 1st Half: 11-29 37.9% 2nd half: 12-28 42.9% Game: 23-57 40.4%
3FG % 1st Half: 6-14 42.9% 2nd half: 4-13 30.8% Game: 10-27 37.0%
FT % 1st Half: 2-3 66.7% 2nd half: 9-11 81.8% Game: 11-14 78.6%

Deadball Rebounds 1

Officials: JW Lucas, Mike Palau, Tim Smith
Technical fouls: UT Arlington-None. Elon-None.
Attendance: 875

Score by periods	1st	2nd	Total
UT Arlington	32	45	**77**
Elon	30	37	**67**

Points	In Paint	Off T/O	2nd Chance	Fast Break	Bench
UTA	28	16	15	6	46
ELON	18	5	8	3	14

Last FG - UTA 2nd-01:51, ELON 2nd-00:09.
Largest lead - UTA by 13 2nd-01:51, ELON by 7 2nd-12:42.
UTA led for 19:15. ELON led for 09:33. Game was tied for 11:12.

Score tied - 12 times.
Lead changed - 8 times.

That put the Mavs comfortably in front, 69-57, with 2:30 remaining, and Elon wasn't able to get closer than eight the rest of the way.

NORTH TEXAS — LOSS, 77-66

North Texas - 77 Record: 3-5

NO.	Name		Min	FG M-A	3P M-A	FT M-A	Rebounds OR	DR	TOT	Fouls PF	FD	TP	AS	TO	ST	Blocks BS	BA	+/-
23	Deng Geu	F	22:39	4-7	0-0	2-2	4	4	8	2	1	10	1	1	0	2	2	14
24	Zachary Simmons	F	31:34	5-5	0-0	2-6	7	3	10	2	5	12	1	1	0	3	0	8
0	James Reese	G	16:55	1-6	0-3	0-0	0	2	2	2	2	2	1	0	2	0	2	13
1	Umoja Gibson	G	32:42	7-12	2-4	2-2	1	3	4	2	4	18	2	4	2	1	0	9
3	Javion Hamlet	G	33:06	4-10	1-2	9-11	0	3	3	1	8	18	7	2	1	0	0	14
2	Roosevelt Smart		13:57	0-3	0-2	0-0	0	3	3	0	1	0	0	0	0	0	0	3
13	Thomas Bell		25:47	2-5	0-2	1-2	2	3	5	3	2	5	2	2	0	0	0	0
55	DJ Draper		23:20	4-6	4-6	0-0	0	1	1	4	0	12	0	1	0	0	0	-6
Team							0	2	2			0		2				
Totals				27-54	7-19	16-23	14	24	38	17	23	77	14	13	5	6	4	11

Technical Fouls: Coach 2nd 11:55

Shooting By Period		
1st FG%	13-31	41.9%
3PT%	4-11	36.4%
FT%	5-7	71.4%
2nd FG%	14-23	60.9%
3PT%	3-8	37.5%
FT%	11-16	68.8%
GM FG%	27-54	50.0%
3PT%	7-19	36.8%
FT%	16-23	69.6%

Dead Ball Rebounds: 3, 0

UT Arlington - 66 Record: 4-5

NO.	Name		Min	FG M-A	3P M-A	FT M-A	Rebounds OR	DR	TOT	Fouls PF	FD	TP	AS	TO	ST	Blocks BS	BA	+/-
13	Jabari Narcis	F	08:54	1-3	0-1	0-0	1	1	2	3	2	2	1	2	1	1	0	0
22	TiAndre Jackson-Young	F	22:02	3-6	2-4	1-2	0	2	2	1	1	9	1	0	0	1	1	5
43	Coleman Sparling	F	11:19	0-1	0-1	2-2	0	0	0	3	1	2	0	0	1	0	0	-9
0	Brian Warren	G	35:51	7-14	4-6	0-0	0	2	2	2	3	18	1	5	1	1	1	-4
4	David Azore	G	26:25	4-9	1-4	8-10	1	2	3	3	4	17	6	1	2	0	1	-4
2	Jordan Phillips		20:29	1-6	0-2	1-2	2	1	3	1	2	3	0	2	0	1	2	-22
1	Sam Griffin		16:03	2-5	0-0	0-0	0	0	0	2	0	4	0	0	0	0	0	-13
3	Ayoub Nouhi		16:08	1-1	0-0	0-0	0	1	1	2	1	2	3	0	1	0	0	-7
10	Radshad Davis		23:58	3-6	1-2	0-0	1	7	8	4	1	7	1	2	0	0	1	-2
20	Nicolas Elame		18:51	1-4	0-2	0-1	1	0	1	2	1	2	2	1	1	0	0	1
Team							5	1	6			0		0				
Totals				23-55	8-22	12-17	11	17	28	23	16	66	15	13	7	4	6	-11

Technical Fouls: NONE

Shooting By Period		
1st FG%	9-29	31.0%
3PT%	4-12	33.3%
FT%	1-2	50%
2nd FG%	14-26	53.8%
3PT%	4-10	40.0%
FT%	11-15	73.3%
GM FG%	23-55	41.8%
3PT%	8-22	36.4%
FT%	12-17	70.6%

Dead Ball Rebounds: 2, 0

	UNT	UTA
Biggest lead	20 (2nd 15:37)	4 (1st 18:15)
Best Scoring Run	10(1st 7:00)	9(2nd 6:09)
Lead Changes	1	
Times Tied	1	
Time with Lead	37:10	01:31

Points from	UNT	UTA
Turnovers	17	8
Paint	36	18
Second Chance	10	18
Fast Breaks	5	6
Bench	17	18

Period by Period Scoring	1st	2nd	TOT
UNT	35	42	77
UTA	23	43	66

UTA trimmed a 20-point 2nd-half deficit down to just six with six minutes remaining, but North Texas had a response en route to sending the Mavericks to a 77-66 setback.

UTA dug itself a 48-28 deficit four-and-a-half minutes into the 2nd half, but mounted an extended 26-12 run over the next eight minutes to pull within 60-54. The Mavs had the ball down those six points, but a turnover resulted in a 3-pointer the other way to trigger a 6-0 run by UNT, and the Mavs could get no closer than eight the rest of the night.

David Azore scored a career-high 17 points and matched a career best with six assists, while Brian Warren tallied a game-high-tying 18 points to lead the Mavs. UTA scored the first four points of the game and held a lead for 1:31, but after that UNT responded with an 8-0 run to build an 8-4 lead and never looked back, leading for the final 37 minutes and 10 seconds of the contest.

SEASON BOX SCORES & RECAPS

UC SANTA BARBARA — LOSS, 72-68

UC Santa Barbara - 72 Record: 6-3

NO.	Name		Min	FG M-A	3P M-A	FT M-A	Rebounds OR	DR	TOT	Fouls PF	FD	TP	AS	TO	ST	Blocks BS	BA	+/-
2	Matt Freeman	F	22:46	3-6	1-1	2-3	1	3	4	4	2	9	2	0	0	0	1	3
12	Amadou Sow	F	26:35	8-10	3-3	4-5	1	5	6	1	3	23	0	0	2	2	0	13
3	Jaquori McLaughlin	G	36:50	5-11	3-7	9-10	0	5	5	3	7	22	3	1	3	0	0	0
4	Devearl Ramsey	G	36:39	1-10	1-8	3-4	0	3	3	2	3	6	6	7	2	0	1	1
11	Brandon Cyrus	G	27:35	2-7	1-4	1-2	0	4	4	4	1	6	1	0	0	0	0	10
0	Sekou Touré		18:53	2-2	0-0	0-0	0	6	6	1	0	4	0	1	1	0	0	5
35	Robinson Idehen		13:25	1-3	0-0	0-0	3	1	4	1	0	2	1	1	0	1	0	-9
5	Jay Nagle		15:42	0-4	0-2	0-0	1	0	1	0	0	0	0	1	0	0	1	2
1	Roberto Gittens		01:35	0-0	0-0	0-0	0	0	0	0	0	0	0	0	0	0	0	-5
Team							1	0	1			0		0				
Totals				22-53	9-25	19-24	7	27	34	16	16	72	13	11	8	3	3	4

Technical Fouls: NONE

Shooting By Period		
1st FG%	10-23	43.5%
3PT%	4-11	36.4%
FT%	5-7	71.4%
2nd FG%	12-30	40.0%
3PT%	5-14	35.7%
FT%	14-17	82.4%
GM FG%	22-53	41.5%
3PT%	9-25	36.0%
FT%	19-24	79.2%

Dead Ball Rebounds: 1, 0

UT Arlington - 68 Record: 4-6

NO.	Name		Min	FG M-A	3P M-A	FT M-A	Rebounds OR	DR	TOT	Fouls PF	FD	TP	AS	TO	ST	Blocks BS	BA	+/-
2	Jordan Phillips	F	28:22	5-10	1-3	3-6	2	5	7	2	3	14	1	2	2	1	0	-8
3	Ayoub Nouhi	F	16:38	0-0	0-0	0-0	0	3	3	4	0	0	3	1	1	0	0	-6
13	Jabari Narcis	F	31:32	2-5	0-3	0-1	2	5	7	2	2	4	0	1	0	2	0	-3
0	Brian Warren	G	28:50	2-4	1-3	2-2	2	0	2	4	3	7	2	2	1	0	0	-6
4	David Azore	G	37:52	4-12	0-3	5-7	1	9	10	3	5	13	7	2	1	0	1	-8
10	Radshad Davis		21:44	5-12	2-3	0-0	2	3	5	0	1	12	2	0	1	0	1	5
1	Sam Griffin		20:46	5-12	3-7	3-4	0	2	2	0	2	16	0	2	0	0	0	5
20	Nicolas Elame		13:29	1-3	0-1	0-0	1	1	2	1	0	2	1	1	0	0	1	1
14	Davis Steelman		00:47	0-0	0-0	0-0	0	0	0	0	0	0	0	0	0	0	0	0
Team							1	0	1			0		2				
Totals				24-58	7-23	13-20	11	28	39	16	16	68	16	13	6	3	3	-4

Technical Fouls: Team 2nd 17:41

Shooting By Period		
1st FG%	11-24	45.8%
3PT%	2-7	28.6%
FT%	5-9	55.6%
2nd FG%	13-34	38.2%
3PT%	5-16	31.3%
FT%	8-11	72.7%
GM FG%	24-58	41.4%
3PT%	7-23	30.4%
FT%	13-20	65.0%

Dead Ball Rebounds: 3, 0

	USB	UTA
Biggest lead	10 (2nd 15:21)	2 (1st 9:25)
Best Scoring Run	9 (2nd 17:41)	8 (2nd 9:13)
Lead Changes	10	
Times Tied	8	
Time with Lead	30:54	03:27

Points from	USB	UTA
Turnovers	15	11
Paint	22	28
Second Chance	12	16
Fast Breaks	18	17
Bench	6	30

Period by Period Scoring	1st	2nd	TOT
USB	29	43	72
UTA	29	39	68

Playing without two starters, already-shorthanded UTA battled back from a double-figure 2nd-half deficit to tie the game, but UC Santa Barbara ultimately claimed a 72-68 win in the Mavericks home non-conference finale.

Trailing by 10 midway through the 2nd half, UTA orchestrated an 8-0 run as part of a larger 19-9 stretch which turned a 50-40 deficit at the 11-minute mark into a 59-59 tie with four minutes left. True freshman Sam Griffin keyed the Mavs' spurt as the guard came off the bench and scored 14 of UTA's 17 points in one stretch on his way to finishing with a team-high 16 points.

However, UCSB had a response immediately after UTA tied the contest at 59-all, converting a traditional three-point play on its ensuing possession, and the Gauchos would have that lead the final four minutes on their way to a fifth-straight win.

@ HOUSTON — LOSS, 71-63

UT Arlington - 63 Record: 4-7

NO.	Name		Min	FG M-A	3P M-A	FT M-A	Rebounds OR	DR	TOT	Fouls PF	FD	TP	AS	TO	ST	Blocks BS	BA	+/-
2	Jordan Phillips	F	35:03	1-7	0-2	3-4	1	3	4	2	4	5	0	1	1	0	1	-2
13	Jabari Narcis	F	23:49	3-8	2-6	2-2	3	1	4	3	1	10	2	1	0	0	0	-11
00	Brian Warren	G	29:31	8-19	5-10	6-8	0	2	2	3	5	27	2	0	0	0	1	-3
1	Sam Griffin	G	28:44	1-8	0-5	1-2	1	1	2	1	4	3	1	1	2	0	1	-7
4	David Azore	G	37:20	3-14	1-4	6-7	3	5	8	4	5	13	2	1	0	0	2	-7
10	Radshad Davis		12:07	1-1	0-0	0-0	3	0	3	4	2	2	1	0	0	0	0	-6
20	Nicolas Elame		17:56	0-1	0-0	1-2	0	2	2	2	1	1	1	1	0	0	1	-8
3	Ayoub Nouhi		15:05	0-2	0-1	2-2	0	0	0	1	2	2	1	0	1	0	0	5
33	McKade Marquis		00:25	0-0	0-0	0-0	0	0	0	0	0	0	0	0	0	0	0	-1
Team							3	3	6			0		0				
Totals				17-60	8-28	21-27	14	17	31	20	24	63	10	5	4	0	6	-8

Technical Fouls: Team 2nd 18:57

Shooting By Period		
1st FG%	10-25	40.0%
3PT%	4-14	28.6%
FT%	6-9	66.7%
2nd FG%	7-35	20.0%
3PT%	4-14	28.6%
FT%	15-18	83.3%
GM FG%	17-60	28.3%
3PT%	8-28	28.6%
FT%	21-27	77.8%

Dead Ball Rebounds: 1, 0

Houston - 71 Record: 6-2

NO.	Name		Min	FG M-A	3P M-A	FT M-A	Rebounds OR	DR	TOT	Fouls PF	FD	TP	AS	TO	ST	Blocks BS	BA	+/-
35	Fabian White Jr	F	30:40	3-10	0-0	1-1	4	4	8	1	6	7	0	1	0	2	0	12
1	Chris Harris Jr.	C	12:10	0-1	0-0	0-0	1	4	5	2	1	0	0	0	0	0	0	13
3	DeJon Jarreau	G	21:16	2-6	0-2	5-8	4	1	5	3	6	9	6	2	0	1	0	12
11	Nate Hinton	G	31:47	9-15	4-8	3-3	3	7	10	2	2	25	2	3	0	0	0	8
24	Quentin Grimes	G	26:17	4-8	1-3	1-2	0	4	4	4	1	10	0	2	0	0	0	7
55	Brison Gresham		13:35	1-2	0-0	0-0	1	3	4	2	0	2	1	1	0	2	0	-8
4	Justin Gorham		15:38	0-0	0-0	1-2	1	6	7	3	1	1	1	0	0	0	0	-3
0	Marcus Sasser		17:48	0-2	0-1	0-0	0	0	0	4	0	0	2	2	0	0	0	-3
2	Caleb Mills		22:10	6-11	3-5	2-3	0	3	3	2	3	17	0	4	1	0	0	1
23	Cedrick Alley Jr.		08:39	0-1	0-1	0-0	0	0	0	1	0	0	1	1	0	1	0	1
Team							1	2	3			0		0				
Totals				25-56	8-20	13-19	15	34	49	24	20	71	13	16	1	6	0	8

Technical Fouls::NONE

Shooting By Period		
1st FG%	15-28	53.6%
3PT%	4-10	40.0%
FT%	2-3	66.7%
2nd FG%	10-28	35.7%
3PT%	4-10	40.0%
FT%	11-16	68.8%
GM FG%	25-56	44.6%
3PT%	8-20	40.0%
FT%	13-19	68.4%

Dead Ball Rebounds: 5, 0

	UTA	HOU
Biggest lead	0 (1st 20:00)	13 (2nd 7:17)
Best Scoring Run	8(2nd 19:51)	8(1st 15:05)
Lead Changes	0	
Times Tied	0	
Time with Lead	00:00	38:49

Points from	UTA	HOU
Turnovers	14	5
Paint	10	24
Second Chance	11	14
Fast Breaks	5	7
Bench	5	20

Period by Period Scoring	1st	2nd	TOT
UTA	30	33	63
HOU	36	35	71

Wrapping up its challenging non-conference schedule, UTA once again put forth a tremendous effort but dropped a 71-63 decision at Houston.

Facing a preseason American Athletic Conference favorite on its home floor, UTA limited Houston – which throttled South Carolina by 20 the game before – to just 35.7 percent shooting in the 2nd half (10-28) to make the Cougars fight all night, but behind a +18 rebounding margin and a +14 edge in paint points, UH won its fourth in a row.

Warren poured in the most points any UTA player has scored this year with his game-best 27-point outing on 8-19 shooting, including a career-high-tying five 3-pointers and 6-8 from the free-throw line.

In his homecoming, Houston native David Azore reached double-figure points for the 10th-straight time with 13 while adding a team-best eight rebounds. Jabari Narcis rounded out the trio of double-figure scorers for the Mavs with 10, including his first 3-pointers since Thanksgiving Day.

UTA never trailed by more than 13 at any point in the game, but also never got its deficit below five in the 2nd half aside from a half-opening 3-pointer from Warren which put the Mavs down just three for 20 seconds.

@ GEORGIA ST. — LOSS, 83-77

UT Arlington - 77 Record: 4-8 (0-1)

NO.	Name		Min	FG M-A	3P M-A	FT M-A	Rebounds OR	DR	TOT	Fouls PF	FD	TP	AS	TO	ST	Blocks BS	BA	+/-
10	Radshad Davis	F	29:31	2-8	0-3	2-2	1	4	5	4	1	6	1	2	0	1	2	1
13	Jabari Narcis	F	15:06	0-4	0-4	0-0	0	7	7	1	0	0	1	1	1	1	0	-4
22	TiAndre Jackson-Young	F	31:00	5-10	3-7	3-3	3	1	4	2	3	16	1	2	1	0	0	2
0	Brian Warren	G	33:33	9-22	1-10	0-0	0	5	5	4	3	19	3	2	2	0	2	2
4	David Azore	G	34:13	6-11	3-4	8-8	0	3	3	4	6	23	4	6	0	1	2	-8
20	Nicolas Elame		15:08	0-1	0-1	2-2	0	4	4	5	2	2	0	2	0	0	0	-1
2	Jordan Phillips		18:21	2-6	1-3	0-0	1	1	2	1	0	5	1	2	1	0	0	-5
43	Coleman Sparling		09:48	0-0	0-0	2-2	0	1	1	2	2	2	0	0	1	0	0	-10
1	Sam Griffin		05:52	1-2	0-1	0-0	0	1	1	0	0	2	0	0	0	0	1	-8
3	Ayoub Nouhi		07:28	1-1	0-0	0-0	1	0	1	2	0	2	0	3	0	0	0	1
Team							6	2	8			0		0				
Totals				26-65	8-33	17-17	12	29	41	25	17	77	11	20	6	3	7	-6

Technical Fouls: Warren 2nd 13:24

Shooting By Period		
1st FG%	10-30	33.3%
3PT%	4-18	22.2%
FT%	11-11	100%
2nd FG%	16-35	45.7%
3PT%	4-15	26.7%
FT%	6-6	100%
GM FG%	26-65	40.0%
3PT%	8-33	24.2%
FT%	17-17	100.0%

Dead Ball Rebounds: 0, 1

Georgia St. - 83 Record: 7-3 (1-0)

NO.	Name		Min	FG M-A	3P M-A	FT M-A	Rebounds OR	DR	TOT	Fouls PF	FD	TP	AS	TO	ST	Blocks BS	BA	+/-
25	Jalen Thomas	C	23:38	4-7	0-0	3-5	2	3	5	2	3	11	0	0	1	3	1	4
1	Damon Wilson	G	33:28	7-14	2-5	6-8	0	6	6	2	6	22	2	4	2	2	0	4
2	Justin Roberts	G	33:34	5-18	0-5	5-5	1	5	6	3	3	15	6	3	5	0	1	4
11	Corey Allen	G	10:46	1-4	0-2	0-0	1	0	1	0	2	2	0	0	0	0	0	-6
12	Kane Williams	G	32:45	4-12	1-2	8-12	3	6	9	3	6	17	5	3	1	1	1	2
20	Josh Linder		18:35	2-5	0-0	0-0	2	2	4	4	1	4	0	0	1	0	0	13
23	Joe Jones III		07:35	1-1	0-0	1-2	1	1	2	2	0	3	0	0	0	0	0	2
10	Nelson Phillips		25:39	3-4	2-3	1-2	0	1	1	1	2	9	0	3	0	0	0	-3
14	Chris Clerkley		04:50	0-0	0-0	0-0	0	1	1	0	0	0	0	0	1	0	0	3
0	Kavonte Ivery		09:10	0-1	0-1	0-0	1	2	3	1	1	0	0	0	0	1	0	7
Team							4	0	4			0		0				
Totals				27-66	5-18	24-34	15	27	42	18	24	83	13	13	11	7	3	6

Technical Fouls: Wilson 2nd 13:24

Shooting By Period		
1st FG%	11-32	34.4%
3PT%	3-13	23.1%
FT%	8-13	61.5%
2nd FG%	16-34	47.1%
3PT%	2-5	40.0%
FT%	16-21	76.2%
GM FG%	27-66	40.9%
3PT%	5-18	27.8%
FT%	24-34	70.6%

Dead Ball Rebounds: 4, 0

	UTA	GSU
Biggest lead	5 (1st 2:11)	13 (1st 8:56)
Best Scoring Run	10(1st 2:43)	14(1st 10:09)
Lead Changes	12	
Times Tied	8	
Time with Lead	05:19	30:21

Points from	UTA	GSU
Turnovers	16	17
Paint	22	32
Second Chance	17	16
Fast Breaks	28	32
Bench	13	16

Period by Period Scoring	1st	2nd	TOT
UTA	35	42	77
GSU	33	50	83

Coming into the game as one of the best ball-protecting teams in the nation, UTA committed a season-high 20 turnovers, and despite a career-high 23 points from David Azore the Mavericks dropped their conference opener at Georgia State Thursday night, 83-77.

UTA entered the contest ranked 11th in the country by only committing an average of 10.8 turnovers, but gave the ball away four times more than its previous high this year. That led directly to 17 Georgia State points as the hosts won the rematch of each of the last two Sun Belt Tournament Final games.

A redshirt sophomore, Azore came into the night as UTA's leading scorer on the year at 12.6 per game, but shockingly hadn't led the Mavs in scoring in any game. That streak was emphatically broken on Thursday as the Houston native eclipsed the 20-point plateau for the first time in his career on 6-11 shooting and a perfect 8-8 from the free-throw line.

A short and quick 5-0 Panthers' run in a 30-second span at the mid-point of the 2nd half turned a 47-47 game into a 52-47 GSU lead with a little over 10 minutes remaining. UTA got the deficit down to just two, 54-52, a few minutes later, but that would be as close as the Mavericks would get as they dropped their fifth in a row to the Panthers, who have won the SBC Tournament three of the last four years.

SEASON BOX SCORES & RECAPS

@ GEORGIA SOUTHERN — LOSS, 77-74

UTA - 74 Record: 4-9 (0-2)

NO.	Name		Min	FG M-A	3P M-A	FT M-A	Rebounds OR	DR	TOT	Fouls PF	FD	TP	AS	TO	ST	Blocks BS	BA	+/-
10	Radshad Davis	F	22:28	0-4	0-1	1-2	3	3	6	2	1	1	1	1	0	1	1	7
13	Jabari Narcis	F	29:34	1-8	0-5	2-4	2	6	8	2	3	4	0	2	1	3	1	2
22	TiAndre Jackson-Young	F	17:45	0-3	0-3	0-0	3	2	5	1	0	0	0	1	0	0	0	-2
0	Brian Warren	G	33:40	12-21	4-7	0-1	1	2	3	4	1	28	2	4	2	0	0	6
4	David Azore	G	32:36	11-14	2-2	9-10	0	12	12	1	7	33	4	4	3	0	0	1
1	Sam Griffin		14:44	1-3	1-2	3-4	0	1	1	1	3	6	0	2	1	0	0	-12
2	Jordan Phillips		18:56	1-5	0-0	0-0	0	1	1	2	0	2	0	1	0	0	1	-10
20	Nicolas Elame		08:23	0-0	0-0	0-0	0	0	0	0	0	0	2	1	0	0	0	-3
3	Ayoub Nouhi		16:47	0-0	0-0	0-0	0	3	3	0	0	0	1	2	0	1	0	-7
43	Coleman Sparling		05:07	0-0	0-0	0-0	0	0	0	1	0	0	0	0	0	0	0	3
Team							2	4	6			0		0				
Totals				26-58	7-20	15-21	11	34	45	14	15	74	10	18	7	5	3	-3

Technical Fouls:: NONE

Shooting By Period			
1st	FG%	16-31	51.6%
	3PT%	4-10	40.0%
	FT%	5-6	83.3%
2nd	FG%	10-27	37.0%
	3PT%	3-10	30.0%
	FT%	10-15	66.7%
GM	FG%	26-58	44.8%
	3PT%	7-20	35.0%
	FT%	15-21	71.4%

Dead Ball Rebounds: 1, 0

Georgia Southern - 77 Record: 8-4 (2-0)

NO.	Name		Min	FG M-A	3P M-A	FT M-A	Rebounds OR	DR	TOT	Fouls PF	FD	TP	AS	TO	ST	Blocks BS	BA	+/-
2	Elijah McCadden	F	33:15	5-13	2-3	0-0	0	5	5	1	1	12	3	2	0	0	2	2
23	Simeon Carter	F	20:07	2-7	0-0	1-2	1	3	4	0	2	5	0	0	0	1	0	-6
3	Ike Smith	G	32:03	7-14	2-8	0-0	4	5	9	2	3	16	3	3	2	1	0	2
10	Calvin Wishart	G	26:28	3-13	2-10	3-4	0	1	1	0	3	11	2	0	3	0	0	5
13	Quan Jackson	G	27:21	4-10	1-2	3-3	0	6	6	3	2	12	1	0	2	1	1	10
5	Trey Dawkins		00:01	0-0	0-0	0-0	0	0	0	1	0	0	0	1	0	0	0	0
24	David-Lee Jones Jr.		16:09	1-4	1-3	0-0	1	1	2	1	0	3	1	3	1	0	0	-8
53	Isaiah Crawley		19:53	2-3	0-0	3-4	2	1	3	4	2	7	1	0	0	0	1	9
0	Trevion Lamar		24:43	4-8	3-4	0-0	2	2	4	3	1	11	1	1	0	0	1	1
Team							2	2	4			0		0				
Totals				28-72	11-30	10-13	12	26	38	15	14	77	12	10	8	3	5	3

Technical Fouls:: NONE

Shooting By Period			
1st	FG%	12-39	30.8%
	3PT%	5-19	26.3%
	FT%	1-2	50%
2nd	FG%	16-33	48.5%
	3PT%	6-11	54.5%
	FT%	9-11	81.8%
GM	FG%	28-72	38.9%
	3PT%	11-30	36.7%
	FT%	10-13	76.9%

Dead Ball Rebounds: 1, 0

	UTA	GS
Biggest lead	11 (1st 0:04)	4 (2nd 4:32)
Best Scoring Run	8(1st 17:38)	6(1st 12:45)
Lead Changes	4	
Times Tied	5	
Time with Lead	29:43	06:49

Points from	UTA	GS
Turnovers	11	13
Paint	26	26
Second Chance	2	11
Fast Breaks	16	7
Bench	8	21

Period by Period Scoring	1st	2nd	TOT
UTA	41	33	74
GS	30	47	77

David Azore poured in a career-high 33 points and Brian Warren scored a season-high 28, but UTA let a double-figure halftime lead slip away in a 77-74 loss at Georgia Southern.

Azore registered his second double-double of the year and fourth of his career with a game- and season-high 12 rebounds while also issuing a game-best four assists. Despite that – and Warren's second 27+ point performance in the last three games – the Mavs let a 41-30 halftime advantage dissipate despite leading for 30 minutes.

Trailing 72-69 with 50 seconds remaining, Warren stole an errant inbounds pass from Ike Smith and fed a pass to the wing in front of the UTA bench where Azore drilled a 3-pointer to tie the contest at 72-72.

On the ensuring Georgia Southern possession, the Mavericks forced a contested baseline miss, but couldn't corral the rebound – allowing Isaiah Crawley to convert a put-back layup which ultimately proved to be the difference.

@ ARKANSAS ST. — WIN, 73-52

UT Arlington - 73 Record: 5-9 (1-2)

NO.	Name		Min	FG M-A	3P M-A	FT M-A	Rebounds OR	DR	TOT	Fouls PF	FD	TP	AS	TO	ST	Blocks BS	BA	+/-
2	Jordan Phillips	F	22:57	2-6	0-1	2-2	0	4	4	2	3	6	3	2	1	0	0	0
3	Ayoub Nouhi	F	22:23	1-2	0-1	0-0	1	2	3	2	0	2	1	0	0	0	0	7
13	Jabari Narcis	F	26:57	5-9	1-3	0-0	2	8	10	3	3	11	3	3	0	1	1	6
0	Brian Warren	G	32:22	3-11	0-5	1-2	1	2	3	3	2	7	9	1	1	0	1	21
4	David Azore	G	22:17	5-9	2-3	1-2	0	5	5	4	1	13	3	2	0	0	0	21
14	Davis Steelman		25:08	6-7	2-2	0-0	1	2	3	2	0	14	1	1	1	0	0	6
1	Sam Griffin		14:08	2-4	0-1	0-1	0	2	2	1	1	4	3	2	0	0	1	15
10	Radshad Davis		19:08	4-7	1-2	0-0	2	7	9	3	2	9	4	2	0	0	1	17
22	TiAndre Jackson-Young		13:33	3-4	1-1	0-0	1	2	3	1	1	7	0	0	0	0	0	14
33	McKade Marquis		01:07	0-0	0-0	0-0	0	0	0	0	0	0	0	0	0	0	0	-2
Team							0	0	0			0		0				
Totals				31-59	7-19	4-7	8	34	42	21	13	73	27	13	3	1	4	21

Technical Fouls:: NONE

Shooting By Period			
1st	FG%	17-28	60.7%
	3PT%	2-7	28.6%
	FT%	1-3	33.3%
2nd	FG%	14-31	45.2%
	3PT%	5-12	41.7%
	FT%	3-4	75%
GM	FG%	31-59	52.5%
	3PT%	7-19	36.8%
	FT%	4-7	57.1%

Dead Ball Rebounds: 1, 0

Arkansas State - 52 Record: 10-4 (2-1)

NO.	Name		Min	FG M-A	3P M-A	FT M-A	Rebounds OR	DR	TOT	Fouls PF	FD	TP	AS	TO	ST	Blocks BS	BA	+/-
3	Malik Brevard	F	20:24	3-3	0-0	0-0	3	4	7	2	1	6	1	0	0	1	0	-4
4	J.J. Matthews	F	21:53	1-4	0-0	2-4	1	2	3	3	2	4	0	1	1	0	0	-12
5	Christian Willis	G	25:17	1-4	0-0	3-6	0	3	3	1	3	5	3	3	2	0	0	-12
12	Cariberk Kus	G	15:48	1-8	0-2	4-6	3	0	3	2	3	6	2	1	0	1	0	-16
23	Marquis Eaton	G	32:20	3-11	1-3	1-2	1	2	3	1	2	8	2	0	0	0	0	-17
0	Caleb Fields		30:40	2-6	1-1	2-2	0	2	2	1	3	7	2	1	0	0	1	-20
1	Jerry Johnson		14:27	0-3	0-3	0-0	0	0	0	1	0	0	1	0	0	0	0	-15
11	Melo Eggleston		23:53	3-12	0-0	4-6	1	6	7	1	5	10	1	1	2	1	0	-5
32	Antwon Jackson		14:11	2-5	0-0	2-2	2	3	5	1	2	6	1	0	0	1	0	-6
2	Kobe Wilson		01:07	0-0	0-0	0-0	0	0	0	0	0	0	0	0	0	0	0	2
Team							0	0	0			0		0				
Totals				16-56	2-9	18-28	11	22	33	13	21	52	13	7	5	4	1	-21

Technical Fouls:: NONE

Shooting By Period			
1st	FG%	8-32	25.0%
	3PT%	1-4	25.0%
	FT%	7-12	58.3%
2nd	FG%	8-24	33.3%
	3PT%	1-5	20.0%
	FT%	11-16	68.8%
GM	FG%	16-56	28.6%
	3PT%	2-9	22.2%
	FT%	18-28	64.3%

Dead Ball Rebounds: 5, 0

	UTA	ASU
Biggest lead	26 (2nd 11:33)	2 (1st 19:32)
Best Scoring Run	10(1st 13:30)	4(1st 4:00)
Lead Changes	1	
Times Tied	1	
Time with Lead	38:29	00:52

Points from	UTA	ASU
Turnovers	10	6
Paint	32	24
Second Chance	7	11
Fast Breaks	2	8
Bench	34	23

Period by Period Scoring	1st	2nd	TOT
UTA	37	36	73
ASU	24	28	52

Entering the game, Davis Steelman hadn't scored a point all season, but the seldom-used junior came off the bench to spearhead an impressive Maverick performance with a game-best 14 points as UTA cruised to a victory.

Steelman had appeared in only five games and logged 16 total minutes in 2019, but quickly became the storyline in UTA's first game of 2020. He delivered seven points in the 1st half and added seven more in the 2nd while going 6-7 from the field, 2-2 from 3-point range, grabbing three rebounds and recording a steal in 25 minutes.

UTA received additional offensive support from Jabari Narcis with his third double-double of the year thanks to 11 points and a game-best 10 rebounds. David Azore reached double-figure points for the 13th-straight time with a 13-point performance to complement an extremely-balanced Maverick attack. All nine UTA rotation players scored, and seven of those had six or more. The Mavs shot a season-best 53 percent (31-59) from the field while limiting Arkansas State to its 2nd-worst performance of the season at 29 percent (16-56).

@ LITTLE ROCK — LOSS, 92-89

UT Arlington - 89 Record: 5-10 (1-3)

NO.	Name		Min	FG M-A	3P M-A	FT M-A	Rebounds OR	DR	TOT	Fouls PF	FD	TP	AS	TO	ST	Blocks BS	BA	+/-
2	Jordan Phillips	F	32:37	5-9	4-6	4-4	0	1	1	1	2	18	4	1	0	0	1	-6
3	Ayoub Nouhi	F	05:53	0-0	0-0	0-0	1	2	3	1	2	0	1	2	0	0	0	-4
13	Jabari Narcis	F	22:52	0-3	0-2	2-4	5	4	9	5	2	2	0	2	0	2	1	-4
00	Brian Warren	G	32:50	6-13	1-3	1-2	0	2	2	4	4	14	3	1	0	0	0	-11
4	David Azore	G	28:15	7-14	1-4	1-1	0	2	2	3	1	16	3	3	0	0	0	-3
10	Radshad Davis		23:29	6-10	1-2	4-4	2	2	4	4	4	17	0	0	4	0	0	7
14	Davis Steelman		10:27	1-3	0-1	0-0	0	2	2	2	0	2	0	1	0	0	1	-9
20	Nicolas Elame		03:55	0-1	0-1	0-0	0	0	0	1	0	0	0	0	0	0	0	3
1	Sam Griffin		24:10	8-13	3-7	1-1	0	1	1	0	2	20	1	1	0	0	1	6
22	TiAndre Jackson-Young		15:32	0-0	0-0	0-0	0	1	1	4	0	0	1	1	0	0	0	6
Team							1	1	2			0		1				
Totals				33-66	10-26	13-16	9	18	27	25	17	89	13	13	4	2	4	-3

Technical Fouls:: NONE

Shooting By Period			
1st	FG%	17-28	60.7%
	3PT%	6-12	50.0%
	FT%	4-4	100%
2nd	FG%	16-38	42.1%
	3PT%	4-14	28.6%
	FT%	9-12	75%
GM	FG%	33-66	50.0%
	3PT%	10-26	38.5%
	FT%	13-16	81.3%

Dead Ball Rebounds: 2, 0

Little Rock - 92 Record: 10-5 (4-0)

NO.	Name		Min	FG M-A	3P M-A	FT M-A	Rebounds OR	DR	TOT	Fouls PF	FD	TP	AS	TO	ST	Blocks BS	BA	+/-
20	Kamani Johnson	F	38:42	8-12	0-0	14-16	5	8	13	4	12	30	5	2	0	0	0	6
44	Ruot Monyyong	F	33:36	5-6	0-0	1-2	3	8	11	4	1	11	2	1	0	2	0	12
00	Ben Coupet Jr	G	37:37	5-11	0-2	5-6	3	3	6	4	4	15	1	7	1	0	2	4
1	Markquis Nowell	G	40:00	10-19	7-13	2-2	0	1	1	2	3	29	1	3	2	1	0	3
33	Jovan Stulic	G	16:03	0-3	0-3	0-0	0	0	0	0	0	0	0	1	0	0	0	1
11	Jaizec Lottie		31:39	2-3	0-0	3-7	0	1	1	3	5	7	5	3	0	1	0	-10
3	Isaiah Palermo		02:23	0-0	0-0	0-0	1	0	1	0	0	0	0	1	0	0	0	-1
Team							0	3	3			0		1				
Totals				30-54	7-18	25-33	12	24	36	17	25	92	14	19	3	4	2	3

Technical Fouls:: NONE

Shooting By Period			
1st	FG%	16-28	57.1%
	3PT%	4-8	50.0%
	FT%	10-12	83.3%
2nd	FG%	14-26	53.8%
	3PT%	3-10	30.0%
	FT%	15-21	71.4%
GM	FG%	30-54	55.6%
	3PT%	7-18	38.9%
	FT%	25-33	75.8%

Dead Ball Rebounds: 2, 1

	UTA	LR
Biggest lead	1 (1st 17:11)	12 (2nd 17:32)
Best Scoring Run	7(1st 17:11)	10(2nd 17:32)
Lead Changes	2	
Times Tied	0	
Time with Lead	00:47	38:15

Points from	UTA	LR
Turnovers	24	17
Paint	30	44
Second Chance	8	15
Fast Breaks	17	16
Bench	39	7

Period by Period Scoring	1st	2nd	TOT
UTA	44	45	89
LR	46	46	92

Brian Warren's potential game-tying 3-pointer in the final seconds rimmed in and out, and UTA dropped a 92-89 contest at Little Rock. UT Arlington put together its best all-around offensive game of the year as the Mavericks shot 50 percent (33-66) from the floor en route to a season-high point total, but UTA allowed a season-worst 92 points courtesy of the Trojans shooting 56 percent from the field (30-54) – the highest rate any opponent has connected from against the Mavs this year.

Trailing by eight points with three minutes remaining and by five with under a minute left, UTA mounted a resilient comeback. Radshad Davis converted a layup to make it a 91-89 contest with eight seconds left, and UTA fouled exactly who it wanted on the ensuing inbounds pass.

Little Rock's Jaizec Lottie made the first free throw but missed the second. Without a timeout, UTA pushed the ball into the frontcourt, and Warren got a good look at the top of the arc, but his final 3-point attempt hit the back of the rim, then the front of the rim, then off the backboard before eventually falling off the left side of the rim.

SEASON BOX SCORES & RECAPS

SOUTH ALABAMA — LOSS, 66-54

South Alabama - 66 Record: 9-7 (2-3)

NO.	Name		Min	FG M-A	3P M-A	FT M-A	Rebounds OR	DR	TOT	Fouls PF	FD	TP	AS	TO	ST	Blocks BS	BA	+/-
33	Josh Ajayi	F	38:21	6-10	0-1	2-3	0	13	13	2	4	14	1	2	1	1	2	13
42	Trhae Mitchell	F	28:06	4-5	1-2	0-0	0	5	5	3	2	9	1	4	1	0	0	11
1	Herb McGee	G	31:12	1-5	0-4	0-0	0	1	1	5	0	2	6	3	0	0	0	8
21	Chad Lott	G	37:54	8-13	0-0	4-5	1	4	5	3	4	20	0	1	0	2	1	11
50	John Pettway	G	25:35	4-7	0-1	2-5	1	2	3	2	4	10	1	2	2	0	0	8
22	Andre Fox		32:09	2-6	1-4	4-4	0	6	6	1	2	9	3	2	1	0	0	7
4	Tyreke Locure		03:37	0-2	0-2	0-0	0	0	0	0	1	0	0	0	1	0	0	-2
0	KK Curry		03:06	1-1	0-0	0-0	1	1	2	0	0	2	0	0	0	0	0	4
Team							1	2	3			0		0				
Totals				26-49	2-14	12-17	4	34	38	16	17	66	12	14	6	3	3	12

Technical Fouls: NONE

Shooting By Period		
1st FG%	14-27	51.9%
3PT%	1-8	12.5%
FT%	4-4	100%
2nd FG%	12-22	54.5%
3PT%	1-6	16.7%
FT%	8-13	61.5%
GM FG%	26-49	53.1%
3PT%	2-14	14.3%
FT%	12-17	70.6%

Dead Ball Rebounds: 2, 0

UT Arlington - 54 Record: 5-11 (1-4)

NO.	Name		Min	FG M-A	3P M-A	FT M-A	Rebounds OR	DR	TOT	Fouls PF	FD	TP	AS	TO	ST	Blocks BS	BA	+/-
2	Jordan Phillips	F	17:12	0-2	0-1	0-0	1	2	3	3	1	0	1	1	3	0	1	-12
3	Ayoub Nouhi	F	12:39	0-0	0-0	0-0	0	2	2	0	0	0	0	0	0	0	0	-3
13	Jabari Narcis	F	28:16	1-5	0-2	2-2	0	6	6	4	1	4	0	0	0	3	0	-13
0	Brian Warren	G	37:22	3-13	1-7	0-0	0	4	4	2	4	7	6	2	2	0	1	-10
4	David Azore	G	25:35	5-9	1-5	3-4	0	2	2	3	3	14	1	3	0	0	0	2
10	Radshad Davis		26:04	4-8	0-1	0-0	3	4	7	2	1	8	3	1	2	0	0	-6
14	Davis Steelman		13:01	0-3	0-2	0-2	0	0	0	1	1	0	0	0	1	0	0	-9
1	Sam Griffin		14:48	1-7	1-7	2-2	0	0	0	0	1	5	0	0	0	0	1	-6
22	TiAndre Jackson-Young		25:03	6-12	3-8	1-2	2	0	2	2	4	16	0	1	2	0	0	-3
Team							1	2	3			0		0				
Totals				20-59	6-33	8-12	7	22	29	17	16	54	11	8	10	3	3	-12

Technical Fouls: NONE

Shooting By Period		
1st FG%	7-26	26.9%
3PT%	2-16	12.5%
FT%	6-8	75%
2nd FG%	13-33	39.4%
3PT%	4-17	23.5%
FT%	2-4	50%
GM FG%	20-59	33.9%
3PT%	6-33	18.2%
FT%	8-12	66.7%

Dead Ball Rebounds: 2, 0

	USA	UTA
Biggest lead	14 (2nd 15:30)	0 (1st 20:00)
Best Scoring Run	8 (2nd 19:43)	8 (2nd 9:37)
Lead Changes	0	
Times Tied	1	
Time with Lead	38:51	00:00

Points from	USA	UTA
Turnovers	7	6
Paint	34	14
Second Chance	6	9
Fast Breaks	8	5
Bench	11	29

Period by Period Scoring	1st	2nd	TOT
USA	33	33	66
UTA	22	32	54

Two days after scoring a season-high point total, UTA suffered one of its worst-shooting performances of the year as the Mavericks dropped a 66-54 contest to South Alabama.

In a matchup of the Sun Belt's preseason top-2 favorites each playing their third game in five days in three different cities, it was the visitors looking unfazed as the Jaguars connected at a 53-percent rate (26-49) from the floor while the Mavericks were held to just 34 percent (20-59), including a season-worst 18 percent (6-33) from 3-point range against USA's zone defense.

UTA never led as USA pulled away early, and the Mavs were unable to get any closer than four in the 2nd half. TiAndre Jackson-Young tried to give UTA a boost off the bench with a team-high 16 points – 14 of which came in the 2nd half – to tie for his most against a Division-I opponent this season.

David Azore continued his incredibly consistent redshirt sophomore campaign with 14 points – the 15th-straight contest he's reached double-figure points.

APP STATE — WIN, 66-56

Appalachian St. - 56 Record: 9-8 (3-3)

NO.	Name		Min	FG M-A	3P M-A	FT M-A	Rebounds OR	DR	TOT	Fouls PF	FD	TP	AS	TO	ST	Blocks BS	BA	+/-
2	Kendall Lewis	F	31:16	8-13	0-0	1-3	4	6	10	4	2	17	3	2	2	0	1	2
50	Hunter Seacat	F	33:51	1-2	0-0	0-0	2	4	6	2	4	2	1	0	0	0	0	-6
1	Justin Forrest	G	38:43	5-13	2-8	3-6	0	2	2	5	7	15	5	7	2	0	0	-10
11	Donovan Gregory	G	29:25	2-6	0-1	0-0	3	7	10	1	1	4	1	0	2	0	3	-8
20	Adrian Delph	G	27:26	4-10	0-4	0-0	0	0	0	3	0	8	1	2	1	1	0	-16
21	James Lewis Jr.		16:44	2-3	0-0	6-8	0	3	3	1	4	10	0	0	0	0	0	-6
10	Michael Bibby		21:58	0-3	0-3	0-0	0	1	1	1	0	0	2	1	0	0	0	-4
5	J.C. Tharrington		00:37	0-0	0-0	0-0	0	0	0	0	0	0	0	0	0	0	0	-2
Team							1	1	2			0		1				
Totals				22-50	2-16	10-17	10	24	34	17	18	56	13	13	7	1	4	-10

Technical Fouls: NONE

Shooting By Period		
1st FG%	11-25	44.0%
3PT%	1-8	12.5%
FT%	2-5	40%
2nd FG%	11-25	44.0%
3PT%	1-8	12.5%
FT%	8-12	66.7%
GM FG%	22-50	44.0%
3PT%	2-16	12.5%
FT%	10-17	58.8%

Dead Ball Rebounds: 3, 0

UT Arlington - 66 Record: 6-11 (2-4)

NO.	Name		Min	FG M-A	3P M-A	FT M-A	Rebounds OR	DR	TOT	Fouls PF	FD	TP	AS	TO	ST	Blocks BS	BA	+/-
2	Jordan Phillips	F	24:51	1-5	0-2	1-2	1	6	7	1	1	3	3	1	1	1	0	2
3	Ayoub Nouhi	F	12:25	0-2	0-0	1-2	0	0	0	2	1	1	0	0	1	0	1	0
13	Jabari Narcis	F	18:08	1-3	0-2	0-1	1	2	3	1	2	2	0	1	0	2	0	-1
0	Brian Warren	G	34:34	4-18	1-8	7-8	1	0	1	4	7	16	3	2	0	0	0	4
4	David Azore	G	31:33	9-14	4-7	3-5	2	3	5	2	3	25	4	3	0	1	0	11
1	Sam Griffin		11:56	1-2	1-2	0-0	0	1	1	2	0	3	0	0	1	0	0	-1
10	Radshad Davis		25:48	5-8	0-0	3-3	4	4	8	3	2	13	2	0	2	0	0	11
22	TiAndre Jackson-Young		16:18	1-2	1-2	0-0	1	2	3	2	0	3	1	2	1	0	0	5
14	Davis Steelman		09:48	0-1	0-0	0-0	0	0	0	0	1	0	2	0	0	0	0	10
43	Coleman Sparling		11:23	0-0	0-0	0-0	0	2	2	0	0	0	0	0	0	0	0	4
20	Nicolas Elame		03:16	0-0	0-0	0-0	0	0	0	1	0	0	0	0	0	0	0	5
Team							2	2	4			0		1				
Totals				22-55	7-23	15-21	12	22	34	18	17	66	15	10	6	4	1	10

Technical Fouls: NONE

Shooting By Period		
1st FG%	11-30	36.7%
3PT%	6-15	40.0%
FT%	5-7	71.4%
2nd FG%	11-25	44.0%
3PT%	1-8	12.5%
FT%	10-14	71.4%
GM FG%	22-55	40.0%
3PT%	7-23	30.4%
FT%	15-21	71.4%

Dead Ball Rebounds: 3, 0

	APP	UTA
Biggest lead	2 (1st 19:18)	12 (1st 2:29)
Best Scoring Run	7 (2nd 7:34)	8 (1st 11:43)
Lead Changes	3	
Times Tied	2	
Time with Lead	00:41	37:56

Points from	APP	UTA
Turnovers	15	20
Paint	26	22
Second Chance	15	17
Fast Breaks	7	13
Bench	10	19

Period by Period Scoring	1st	2nd	TOT
APP	25	31	56
UTA	33	33	66

David Azore poured in a game-high 25 points to lead UTA to a much-needed 66-56 win over Appalachian State.

Azore continued his breakout redshirt sophomore campaign by establishing a career high in 3-pointers made with four – all of which came in the first 10 minutes of the game. The Houston native was again efficient from the floor by going 9-14, and added five rebounds and a team-best four assists en route to finishing with a team-high-tying +11 plus-minus.

After never leading in their game Monday, the Mavericks led for all but two minutes Thursday. UTA held a comfortable advantage most of the night until it got whittled down to just three, 55-52, with under four minutes remaining.

Then – like they have most of the year – the Mavs turned to their leading scorer down the stretch, and Azore delivered as he scored four of five points in a quick 5-0 response by UTA to go back in front by eight, 60-52, with just over two minutes showing.

COASTAL CAROLINA — LOSS, 82-77

Coastal Carolina - 82 Record: 11-7 (4-3)

NO.	Name		Min	FG M-A	3P M-A	FT M-A	Rebounds OR	DR	TOT	Fouls PF	FD	TP	AS	TO	ST	Blocks BS	BA	+/-
15	Isaac Hippolyte	F	30:54	5-11	1-5	3-3	2	8	10	3	2	14	1	0	1	0	1	-8
33	Tommy Burton	F	24:28	6-11	0-0	6-9	4	4	8	4	6	18	1	2	1	2	0	14
2	Garrick Green	G	27:38	0-7	0-4	2-2	3	4	7	1	2	2	2	2	0	0	1	-9
3	DeVante Jones	G	31:40	5-10	2-2	6-8	0	8	8	3	5	18	8	3	2	1	1	19
4	Keishawn Brewton	G	29:45	3-11	2-7	3-3	1	3	4	1	2	11	0	2	1	0	0	-3
5	Josh Peterson		09:57	1-3	1-1	0-0	0	1	1	1	0	3	2	2	0	0	1	-7
12	Hosana Kitenge		09:52	0-0	0-0	1-2	2	1	3	4	1	1	1	1	0	0	0	-1
10	Tyrell Gumbs-Frater		20:34	4-9	2-7	2-2	0	1	1	2	1	12	2	2	2	0	0	14
11	Tim Ceaser		15:12	1-4	0-0	1-1	2	2	4	1	1	3	0	1	0	0	0	6
Team							3	1	4			0		0				
Totals				25-66	8-26	24-30	17	33	50	20	20	82	17	15	7	3	4	5

Technical Fouls: NONE

Shooting By Period		
1st FG%	12-34	35.3%
3PT%	4-15	26.7%
FT%	9-10	90%
2nd FG%	13-32	40.6%
3PT%	4-11	36.4%
FT%	15-20	75%
GM FG%	25-66	37.9%
3PT%	8-26	30.8%
FT%	24-30	80.0%

Dead Ball Rebounds: 1, 0

UT Arlington - 77 Record: 6-12 (2-5)

NO.	Name		Min	FG M-A	3P M-A	FT M-A	Rebounds OR	DR	TOT	Fouls PF	FD	TP	AS	TO	ST	Blocks BS	BA	+/-
2	Jordan Phillips	F	34:50	5-14	1-5	2-3	2	5	7	3	2	13	4	0	0	0	1	-7
3	Ayoub Nouhi	F	16:01	2-3	0-0	0-0	1	1	2	3	1	4	0	0	1	0	0	-1
13	Jabari Narcis	F	15:45	1-5	0-4	0-0	0	3	3	1	2	2	0	0	1	0	0	-3
0	Brian Warren	G	22:28	4-8	1-2	2-2	0	2	2	4	2	11	3	4	1	1	1	2
4	David Azore	G	35:29	10-24	1-8	5-6	2	2	4	1	6	26	6	3	1	0	0	-3
1	Sam Griffin		16:27	3-5	2-2	0-0	0	1	1	2	2	8	2	0	1	0	1	0
10	Radshad Davis		25:47	2-5	1-2	4-4	0	9	9	2	3	9	2	2	0	1	0	0
14	Davis Steelman		17:20	0-1	0-1	2-2	1	2	3	1	1	2	0	0	2	1	0	-8
22	TiAndre Jackson-Young		07:33	0-1	0-1	0-0	0	0	0	2	0	0	1	0	0	1	0	-5
43	Coleman Sparling		08:20	1-2	0-1	0-0	1	0	1	1	1	2	0	1	1	0	0	1
20	Nicolas Elame		00:00															
Team							2	4	6			0		0				
Totals				28-68	6-26	15-17	9	29	38	20	20	77	18	10	8	4	3	-5

Technical Fouls: NONE

Shooting By Period		
1st FG%	12-34	35.3%
3PT%	4-12	33.3%
FT%	9-11	81.8%
2nd FG%	16-34	47.1%
3PT%	2-14	14.3%
FT%	6-6	100%
GM FG%	28-68	41.2%
3PT%	6-26	23.1%
FT%	15-17	88.2%

Dead Ball Rebounds: 0, 0

	CCU	UTA
Biggest lead	11 (1st 8:46)	8 (2nd 15:16)
Best Scoring Run	9 (1st 11:55)	12 (1st 1:04)
Lead Changes	6	
Times Tied	3	
Time with Lead	26:40	11:06

Points from	CCU	UTA
Turnovers	14	16
Paint	24	26
Second Chance	16	10
Fast Breaks	19	21
Bench	19	21

Period by Period Scoring	1st	2nd	TOT
CCU	37	45	82
UTA	37	40	77

David Azore delivered a game-high 26 points, but UTA dropped another close contest, this time to visiting Coastal Carolina, 82-77.

Trailing by eight points with 90 seconds remaining, UTA mounted a late surge to trim its deficit to just two inside of 30 ticks, but couldn't get any closer as the Mavericks let an eight-point 2nd-half lead slip away en route to a fifth loss this season by five points or less and incredibly their fourth Sun Belt setback already by six points or less.

Rebounding, as expected, was crucial in determining a winner. Entering the game, Coastal Carolina had pulled down the 4th-most rebounds of any team in the nation and was leading the Sun Belt Conference in league games with a +9.8 rebound margin. CCU finished with a 50-38 advantage on the glass – a total which included 17 on the offensive end, the most UTA has allowed in a game this year. The 50 rebounds are also the most the Mavs have allowed this year, while the -12 disparity is their worst in Sun Belt action. All told, Coastal capped the day with a +6 edge in second-chance points (16-10) – a vital statistic in a five-point final margin.

SEASON BOX SCORES & RECAPS

@ LOUISIANA — WIN, 81-65

UT Arlington - 81 Record: 7-12 (3-5)

NO.	Name		Min	FG M-A	3P M-A	FT M-A	Rebounds OR	DR	TOT	Fouls PF	FD	TP	AS	TO	ST	Blocks BS	BA	+/-
2	Jordan Phillips	F	23:45	3-11	1-2	3-3	2	3	5	2	2	10	2	0	1	0	1	23
13	Jabari Narcis	F	23:30	3-4	0-1	4-4	2	9	11	4	3	10	1	1	0	0	0	15
1	Sam Griffin	G	25:39	6-12	2-8	0-0	0	1	1	2	0	14	4	0	1	0	0	18
4	David Azore	G	27:12	4-10	1-3	3-4	0	4	4	2	5	12	3	1	3	1	0	15
14	Davis Steelman	G	18:57	2-5	1-1	0-0	0	2	2	1	0	5	1	0	0	0	1	3
43	Coleman Sparling		13:43	2-2	0-0	0-0	2	0	2	1	0	4	2	1	0	0	0	-1
0	Brian Warren		18:19	1-5	0-2	0-0	0	0	0	0	1	2	2	1	0	0	0	4
10	Radshad Davis		16:03	3-4	0-0	0-0	1	4	5	2	1	6	3	1	1	0	0	10
22	TiAndre Jackson-Young		20:23	7-12	4-7	0-0	1	4	5	2	1	18	1	2	1	1	0	-3
20	Nicolas Elame		04:04	0-0	0-0	0-0	0	0	0	0	0	0	0	0	0	0	0	-3
33	McKade Marquis		05:41	0-1	0-1	0-0	0	0	0	0	0	0	0	0	0	0	0	1
3	Ayoub Nouhi		02:44	0-0	0-0	0-0	0	0	0	0	0	0	0	1	0	0	0	-2
Team							1	1	2			0		1				
Totals				31-66	9-25	10-11	9	28	37	17	13	81	19	9	7	2	2	16

Technical Fouls: Bench 2nd 16:46

Shooting By Period		
1st FG%	20-36	55.6%
3PT%	4-15	26.7%
FT%	6-7	85.7%
2nd FG%	11-30	36.7%
3PT%	5-10	50.0%
FT%	4-4	100%
GM FG%	31-66	47.0%
3PT%	9-25	36.0%
FT%	10-11	90.9%

Dead Ball Rebounds: 1, 1

Louisiana - 65 Record: 7-12 (2-6)

NO.	Name		Min	FG M-A	3P M-A	FT M-A	Rebounds OR	DR	TOT	Fouls PF	FD	TP	AS	TO	ST	Blocks BS	BA	+/-
1	Jalen Johnson	F	38:13	7-14	3-5	6-6	2	6	8	3	4	23	1	2	0	0	1	-18
11	Tirus Smith	F	15:20	4-7	0-0	3-8	5	6	11	4	4	11	0	0	1	0	0	-9
0	Cedric Russell	G	31:10	1-6	1-5	3-4	1	0	1	2	3	6	2	2	1	0	0	-13
15	P.J. Hardy	G	38:13	4-14	2-11	0-1	0	3	3	0	1	10	5	3	0	0	0	-18
22	Calvin Temple	G	30:29	2-9	1-4	0-0	0	4	4	1	1	5	1	3	0	0	1	-16
35	Kristian Lafayette		04:41	0-0	0-0	0-0	0	0	0	0	0	0	0	0	2	1	0	1
31	Mason Aucoin		19:19	0-3	0-3	2-2	0	2	2	2	1	2	1	0	0	0	0	-1
25	Chris Spenkuch		19:05	3-5	0-0	2-2	2	3	5	1	2	8	1	1	0	1	0	-9
55	Jaylon Williams		03:30	0-1	0-1	0-0	0	0	0	0	0	0	0	0	0	0	0	3
Team							4	2	6			0		1				
Totals				21-59	7-29	16-23	14	26	40	13	16	65	11	12	3	2	2	-16

Technical Fouls: NONE

Shooting By Period		
1st FG%	13-30	43.3%
3PT%	5-15	33.3%
FT%	10-13	76.9%
2nd FG%	8-29	27.6%
3PT%	2-14	14.3%
FT%	6-10	60%
GM FG%	21-59	35.6%
3PT%	7-29	24.1%
FT%	16-23	69.6%

Dead Ball Rebounds: 2, 0

	UTA	LA
Biggest lead	19 (2nd 6:54)	0 (1st 20:00)
Best Scoring Run	11 (2nd 10:01)	4 (1st 7:27)
Lead Changes	0	
Times Tied	1	
Time with Lead	39:23	00:00

Points from	UTA	LA
Turnovers	14	2
Paint	30	18
Second Chance	17	14
Fast Breaks	13	7
Bench	30	10

Period by Period Scoring	1st	2nd	TOT
UTA	50	31	81
LA	41	24	65

TiAndre Jackson-Young scored 18 off the bench to lead a quintet of double-figure scorers for UTA as the Mavericks never trailed and cruised to an 81-65 win over Louisiana.

Jabari Narcis recorded his fourth double-double of the year with 10 points and a game-high-tying 11 rebounds for UTA, which also received double-figure scoring performances from Sam Griffin (14), David Azore (12) and Jordan Phillips (10) as the Mavs used a 50-point 1st half and 47-percent shooting (31-66) for the game to pick up a crucial road conference win.

UTA led for all but 37 seconds as the Mavs built a double-figure lead not even 10 minutes into the contest and held at least a five-point advantage the rest of the night as they moved just one game out of a top-4 spot in the league with still 12 conference games remaining.

@ ULM — WIN, 78-58

UT Arlington - 78 Record: 8-12 (4-5)

NO.	Name		Min	FG M-A	3P M-A	FT M-A	Rebounds OR	DR	TOT	Fouls PF	FD	TP	AS	TO	ST	Blocks BS	BA	+/-
2	Jordan Phillips	F	27:21	3-10	0-3	4-5	2	2	4	1	3	10	1	1	1	0	1	18
13	Jabari Narcis	F	11:45	1-2	1-2	0-0	3	2	5	4	0	3	1	0	0	1	0	7
1	Sam Griffin	G	21:07	2-6	1-5	4-4	0	2	2	1	2	9	3	3	0	0	0	16
4	David Azore	G	31:32	4-11	0-2	5-6	0	5	5	3	4	13	2	1	0	0	1	1
14	Davis Steelman	G	14:39	0-1	0-1	0-0	1	3	4	0	1	0	1	2	0	0	0	5
00	Brian Warren		27:18	6-10	1-2	6-7	0	5	5	1	4	19	2	2	0	1	0	21
10	Radshad Davis		27:19	6-10	2-4	5-6	8	6	14	3	3	19	2	1	1	0	0	13
20	Nicolas Elame		09:55	0-0	0-0	0-0	0	3	3	1	1	0	1	0	0	0	0	2
43	Coleman Sparling		13:00	0-2	0-0	3-4	3	1	4	5	3	3	1	1	0	0	0	8
22	TiAndre Jackson-Young		14:50	1-4	0-3	0-0	0	1	1	3	0	2	0	0	0	0	0	6
33	McKade Marquis		01:14	0-0	0-0	0-0	0	0	0	0	0	0	0	0	0	0	0	3
Team							1	0	1			0		1				
Totals				23-56	5-22	27-32	18	30	48	22	21	78	14	12	2	2	2	20

Technical Fouls: NONE

Shooting By Period		
1st FG%	10-32	31.3%
3PT%	2-11	18.2%
FT%	18-21	85.7%
2nd FG%	13-24	54.2%
3PT%	3-11	27.3%
FT%	9-11	81.8%
GM FG%	23-56	41.1%
3PT%	5-22	22.7%
FT%	27-32	84.4%

Dead Ball Rebounds: 4, 0

La.-Monroe - 58 Record: 6-12 (2-7)

NO.	Name		Min	FG M-A	3P M-A	FT M-A	Rebounds OR	DR	TOT	Fouls PF	FD	TP	AS	TO	ST	Blocks BS	BA	+/-
5	Tyree White	F	28:34	6-10	1-1	5-5	1	3	4	4	4	18	1	0	0	0	0	-8
0	Chris Efretuei	C	18:00	2-3	0-0	0-0	2	1	3	3	6	4	0	1	0	1	0	-9
2	Michael Ertel	G	36:48	2-10	0-4	2-2	1	3	4	3	2	6	2	1	0	0	1	-19
3	JD Williams	G	36:16	5-12	1-3	3-6	1	4	5	2	5	14	2	2	1	0	1	-19
13	Jalen Hodge	G	26:11	3-12	0-5	0-0	0	4	4	5	0	6	3	0	0	0	0	-7
14	Elijah Ifejeh		09:27	0-1	0-0	0-0	1	1	2	3	0	0	2	2	1	1	0	-9
15	Josh Nicholas		17:16	2-5	1-3	1-2	0	0	0	0	2	6	0	0	1	0	0	-12
10	Langston Powell		16:21	1-1	0-0	0-0	0	0	0	2	0	2	1	0	0	0	0	-15
22	D'Andre Bernard		11:07	0-1	0-0	2-6	0	0	0	0	3	2	1	1	0	0	0	-9
Team							0	0	0			0		0				
Totals				21-55	3-16	13-21	6	16	22	23	22	58	12	7	3	2	2	-20

Technical Fouls: Coach 1st 1:14 Ertel 2nd 5:47

Shooting By Period		
1st FG%	10-29	34.5%
3PT%	1-6	16.7%
FT%	7-9	77.8%
2nd FG%	11-26	42.3%
3PT%	2-10	20.0%
FT%	6-12	50%
GM FG%	21-55	38.2%
3PT%	3-16	18.8%
FT%	13-21	61.9%

Dead Ball Rebounds: 6, 0

	UTA	ULM
Biggest lead	20 (2nd 13:19)	4 (1st 16:08)
Best Scoring Run	8 (1st 8:20)	6 (2nd 10:14)
Lead Changes	3	
Times Tied	1	
Time with Lead	34:18	04:16

Points from	UTA	ULM
Turnovers	10	11
Paint	28	28
Second Chance	15	8
Fast Breaks	9	1
Bench	43	10

Period by Period Scoring	1st	2nd	TOT
UTA	40	38	78
ULM	28	30	58

Radshad Davis posted one of his best overall performances, and he capped it off by reaching 1,000 career points en route to leading UTA to a dominant win at ULM, with the 20-point margin being UTA's largest ever in Monroe in now 38 all-time meetings in the Bayou State.

Entering the game, UTA – which has just one player taller than 6-foot-7 – ranked 2nd in the Sun Belt in league games in rebounding while ULM was last. That statistical advantage played out on the court exactly as it appeared on paper as the Mavs destroyed the Warhawks on the glass to the tune of a +26 advantage (48-22) – tied for the 8th-largest rebound margin in program history and the 4th-largest ever against a Division-I opponent.

UTA led for more than 34 minutes and held a double-figure advantage the final 23 minutes as the Mavericks swept ULM and Louisiana in the same road trip for the first time since joining the Sun Belt in 2013-14.

@ TEXAS STATE — WIN, 64-62

UT Arlington - 64 Record: 9-12 (5-5)

NO.	Name		Min	FG M-A	3P M-A	FT M-A	Rebounds OR	DR	TOT	Fouls PF	FD	TP	AS	TO	ST	Blocks BS	BA	+/-
2	Jordan Phillips	F	26:53	0-5	0-0	0-0	2	2	4	1	3	0	1	3	0	0	2	-5
13	Jabari Narcis	F	24:42	3-5	3-4	0-0	1	4	5	0	0	9	1	1	0	0	0	4
1	Sam Griffin	G	24:19	3-9	1-3	2-2	0	0	0	0	1	9	2	0	1	0	0	2
4	David Azore	G	26:22	8-14	1-2	2-2	2	4	6	2	4	19	3	2	3	0	0	-4
14	Davis Steelman	G	05:14	0-0	0-0	0-0	0	0	0	1	1	0	0	0	0	0	0	-10
00	Brian Warren		27:02	2-7	0-2	4-4	0	4	4	4	3	8	3	6	1	0	0	2
10	Radshad Davis		25:10	5-7	0-2	0-0	4	4	8	3	2	10	1	2	0	0	0	2
20	Nicolas Elame		05:06	1-1	0-0	0-1	0	0	0	3	1	2	0	2	1	0	0	3
43	Coleman Sparling		13:57	2-4	1-1	0-0	1	1	2	1	0	5	0	0	0	0	1	2
22	TiAndre Jackson-Young		21:14	0-3	0-3	2-2	0	2	2	1	2	2	0	0	1	2	0	14
3	Ayoub Nouhi		00:01	0-0	0-0	0-0	0	0	0	0	0	0	0	0	0	0	0	0
Team							0	4	4			0		2				
Totals				24-55	6-17	10-11	10	25	35	16	17	64	11	18	7	2	3	2

Technical Fouls: Azore 1st 3:13

Shooting By Period		
1st FG%	13-26	50.0%
3PT%	3-6	50.0%
FT%	6-6	100%
2nd FG%	11-29	37.9%
3PT%	3-11	27.3%
FT%	4-5	80%
GM FG%	24-55	43.6%
3PT%	6-17	35.3%
FT%	10-11	90.9%

Dead Ball Rebounds: 1, 2

Texas St. - 62 Record: 12-9 (5-5)

NO.	Name		Min	FG M-A	3P M-A	FT M-A	Rebounds OR	DR	TOT	Fouls PF	FD	TP	AS	TO	ST	Blocks BS	BA	+/-
1	Isiah Small	F	33:10	5-9	0-0	1-4	3	9	12	3	2	11	1	2	1	0	1	7
45	Eric Terry	F	22:14	2-4	0-0	1-2	0	2	2	0	1	5	1	0	0	1	0	2
4	Shelby Adams	G	12:22	1-3	0-0	0-0	0	2	2	1	1	2	0	0	0	0	0	8
12	Mason Harrell	G	30:10	3-9	0-3	0-0	1	1	2	3	4	6	3	4	1	0	0	5
22	Nijal Pearson	G	37:42	8-16	3-8	7-7	0	4	4	1	3	26	2	3	2	0	1	3
2	Caleb Asberry		07:31	0-2	0-2	2-2	0	0	0	1	2	2	0	1	0	0	0	-5
5	Marlin Davis		20:57	2-4	1-1	0-0	0	2	2	3	1	5	5	1	0	0	0	-6
25	Alonzo Sule		12:28	0-1	0-0	0-0	0	1	1	3	0	0	0	2	0	2	0	-11
14	Quentin Scott		11:51	0-3	0-0	0-0	1	0	1	2	1	0	0	0	0	0	0	-2
0	Deshawn Davidson		11:35	2-3	1-2	0-0	0	0	0	0	0	5	0	0	0	0	0	-11
Team							2	0	2			0		1				
Totals				23-54	5-16	11-15	7	21	28	17	15	62	12	14	4	3	2	-2

Technical Fouls: NONE

Shooting By Period		
1st FG%	13-27	48.1%
3PT%	4-11	36.4%
FT%	4-4	100%
2nd FG%	10-27	37.0%
3PT%	1-5	20.0%
FT%	7-11	63.6%
GM FG%	23-54	42.6%
3PT%	5-16	31.3%
FT%	11-15	73.3%

Dead Ball Rebounds: 1, 0

	UTA	TXST
Biggest lead	9 (2nd 5:31)	9 (1st 16:18)
Best Scoring Run	8 (2nd 12:33)	9 (1st 16:18)
Lead Changes	5	
Times Tied	3	
Time with Lead	14:01	25:04

Points from	UTA	TXST
Turnovers	15	15
Paint	22	22
Second Chance	9	6
Fast Breaks	9	7
Bench	27	12

Period by Period Scoring	1st	2nd	TOT
UTA	35	29	64
TXST	34	28	62

For the second-straight year UTA silenced one of the largest crowds ever inside Strahan Arena as the Mavericks claimed their third-straight win with a thrilling 64-62 victory over Texas State.

Holding that 64-62 lead with seven seconds remaining, UTA needed one last defensive stop to seal the contest, and the Mavs got that when Radshad Davis contested a 3-point attempt from Nijal Pearson. Off an inbounds play under its own hoop, Texas State's all-time leading scorer rose up from well beyond the arc with Davis's right hand in his face. But his final shot rang off the back rim and then the backboard simultaneous to the buzzer and light going off, signaling UTA's fifth-straight win over its rivals.

David Azore reached double-figure points for the 20th-straight game by delivering a team-high 19 points to lead UTA. The Mavs received just one other double-figure scoring performance – from Davis with 10 points to go along with a team-best eight rebounds – as the Mavs put together another balanced performance.

SEASON BOX SCORES & RECAPS

LOUISIANA — LOSS, 66-65

Louisiana - 66 Record: 9-13 (4-7)

NO.	Name		Min	FG M-A	3P M-A	FT M-A	Rebounds OR	DR	TOT	Fouls PF	FD	TP	AS	TO	ST	Blocks BS	BA	+/-
1	Jalen Johnson	F	40:00	6-16	1-5	2-4	2	11	13	0	2	15	1	2	0	0	2	1
11	Tirus Smith	F	29:24	2-4	0-0	2-3	3	3	6	3	2	6	1	2	0	2	1	-11
34	Dou Gueye	F	21:05	2-8	1-3	2-2	0	3	3	1	2	7	1	1	0	0	0	3
0	Cedric Russell	G	30:09	5-8	3-4	0-0	1	4	5	3	1	13	4	1	1	0	0	-4
13	Mylik Wilson	G	30:08	3-10	0-4	0-0	0	4	4	2	1	6	0	1	2	1	0	-3
15	P.J. Hardy		34:32	5-15	3-10	0-0	2	1	3	0	0	13	5	1	0	0	0	1
25	Chris Spenkuch		12:46	3-3	0-0	0-2	5	1	6	0	3	6	1	0	0	0	0	15
22	Calvin Temple		01:56	0-0	0-0	0-0	0	1	1	0	0	0	1	0	0	0	0	3
Team							3	3	6			0		1				
Totals				26-64	8-26	6-11	16	31	47	9	11	66	14	9	3	3	3	1

Dead Ball Rebounds: 1, 0

Technical Fouls::NONE

Shooting By Period		
1st FG%	15-34	44.1%
3PT%	6-14	42.9%
FT%	0-1	0%
2nd FG%	11-30	36.7%
3PT%	2-12	16.7%
FT%	6-10	60%
GM FG%	26-64	40.6%
3PT%	8-26	30.8%
FT%	6-11	54.5%

UT Arlington - 65 Record: 9-13 (5-6)

NO.	Name		Min	FG M-A	3P M-A	FT M-A	Rebounds OR	DR	TOT	Fouls PF	FD	TP	AS	TO	ST	Blocks BS	BA	+/-
2	Jordan Phillips	F	17:57	1-4	1-2	0-0	0	1	1	0	1	3	2	0	1	0	1	-9
13	Jabari Narcis	F	24:01	3-8	1-5	0-0	3	3	6	2	0	7	1	0	1	2	0	-2
1	Sam Griffin	G	25:12	4-11	2-6	0-0	0	5	5	0	0	10	0	0	1	0	1	9
4	David Azore	G	31:29	4-13	1-5	5-5	0	6	6	1	4	14	3	0	1	0	0	0
14	Davis Steelman	G	06:11	0-1	0-0	0-0	0	0	0	0	0	0	0	2	0	0	0	-2
0	Brian Warren		33:12	5-14	2-3	0-0	0	2	2	1	1	12	8	1	1	0	0	3
10	Radshad Davis		25:54	2-5	0-0	3-4	3	7	10	4	3	7	4	0	0	0	1	9
43	Coleman Sparling		15:50	3-3	0-0	0-0	2	0	2	2	0	6	1	0	1	0	0	-8
22	TiAndre Jackson-Young		17:06	2-5	2-5	0-0	2	0	2	1	0	6	0	0	0	1	0	0
20	Nicolas Elame		03:08	0-1	0-1	0-0	0	1	1	0	0	0	0	1	0	0	0	-5
Team							0	1	1			0		0				
Totals				24-65	9-27	8-9	10	26	36	11	9	65	19	4	6	3	3	-1

Dead Ball Rebounds: 1, 0

Technical Fouls::NONE

Shooting By Period		
1st FG%	11-32	34.4%
3PT%	4-14	28.6%
FT%	3-4	75%
2nd FG%	13-33	39.4%
3PT%	5-13	38.5%
FT%	5-5	100%
GM FG%	24-65	36.9%
3PT%	9-27	33.3%
FT%	8-9	88.9%

	ULL	UTA
Biggest lead	8 (1st 3:52)	7 (1st 14:46)
Best Scoring Run	9(1st 9:30)	7(2nd 18:34)
Lead Changes	5	
Times Tied	6	
Time with Lead	24:36	06:23

Points from	ULL	UTA
Turnovers	4	14
Paint	32	22
Second Chance	17	8
Fast Breaks	5	14
Bench	19	31

Period by Period Scoring	1st	2nd	TOT
ULL	36	30	66
UTA	29	36	65

Louisiana executed a full-court inbound and knocked down a contested, off-balance 3-pointer as the buzzer expired which landed at the #1 spot on SportsCenter's Top 10 Plays on Jan. 30.

Coleman Sparling put UTA in front, 65-63, with 2.7 seconds remaining after grabbing an offensive rebound and flipping a shot off the backboard which counted following a goaltending call against the Ragin' Cajuns.

After taking its final timeout, Louisiana inbounded from under its own basket. With 6-foot-9 Jabari Narcis guarding 6-foot-1 inbounder P.J. Hardy, Hardy threw a long, arcing pass to the opposite 3-point line. Several feet behind the wing closest to the Cajuns' bench, 6-foot-9 Dou Gueye caught the pass, turned quickly and with 6-foot-9 Sparling's hand in his face, threw up a 3-point attempt which hit nothing but net to give Louisiana the walk-off win.

The 3-pointer was just Gueye's 16th of the season in now 58 attempts, and sent a gut-punch to the Mavericks, who had closed on a 7-0 run to take that two-point lead with 2.7 seconds to play.

ULM — WIN, 68-54

ULM - 54 Record: 6-15 (2-10)

NO.	Name		Min	FG M-A	3P M-A	FT M-A	Rebounds OR	DR	TOT	Fouls PF	FD	TP	AS	TO	ST	Blocks BS	BA	+/-
5	Tyree White	F	30:15	4-13	0-2	3-5	4	3	7	2	3	11	2	3	1	0	1	-16
0	Chris Efretuei	C	20:26	4-5	0-0	0-0	1	2	3	2	0	8	0	0	0	0	0	-10
2	Michael Ertel	G	37:17	5-11	0-4	0-0	0	4	4	0	2	10	3	1	0	0	0	-14
10	Langston Powell	G	31:52	2-6	0-2	1-1	1	1	2	3	2	5	3	2	0	2	2	-4
13	Jalen Hodge	G	09:11	2-2	2-2	0-0	0	2	2	0	0	6	2	0	0	0	0	-4
1	Erie Olonade		16:01	2-6	0-2	0-0	0	1	1	2	0	4	2	2	0	0	0	-6
22	D'Andre Bernard		15:48	1-3	1-1	0-0	1	2	3	0	1	3	1	1	1	0	0	-6
24	Dadou Traore		11:05	0-1	0-0	0-0	1	1	2	1	0	0	0	0	0	0	0	-8
14	Elijah Ifejeh		10:34	1-4	0-0	0-0	1	3	4	0	1	2	0	0	0	0	0	2
15	Josh Nicholas		17:31	2-6	1-1	0-0	2	5	7	2	2	5	1	1	0	0	0	-4
Team							0	2	2			0		0				
Totals				23-57	4-14	4-6	11	26	37	12	11	54	14	10	2	2	3	-14

Dead Ball Rebounds: 1, 0

Technical Fouls: NONE

Shooting By Period		
1st FG%	11-33	33.3%
3PT%	2-11	18.2%
FT%	1-1	100%
2nd FG%	12-24	50.0%
3PT%	2-3	66.7%
FT%	3-5	60%
GM FG%	23-57	40.4%
3PT%	4-14	28.6%
FT%	4-6	66.7%

UT Arlington - 68 Record: 10-13 (6-6)

NO.	Name		Min	FG M-A	3P M-A	FT M-A	Rebounds OR	DR	TOT	Fouls PF	FD	TP	AS	TO	ST	Blocks BS	BA	+/-
2	Jordan Phillips	F	24:17	2-9	0-2	0-0	2	2	4	1	2	4	1	1	0	0	1	7
13	Jabari Narcis	F	24:42	5-8	3-6	0-0	2	8	10	0	0	13	1	0	0	2	0	20
0	Brian Warren	G	26:21	3-7	1-3	0-0	0	3	3	0	2	7	6	0	0	0	0	22
1	Sam Griffin	G	26:55	6-9	4-7	1-2	0	0	0	0	1	17	1	0	0	0	0	10
4	David Azore	G	27:18	1-4	0-0	0-0	1	1	2	3	2	2	8	2	1	0	0	19
10	Radshad Davis		17:39	5-7	4-4	1-2	0	3	3	2	4	15	2	2	1	0	0	15
20	Nicolas Elame		13:20	2-5	0-2	0-0	0	0	0	1	0	4	1	0	1	0	0	-6
43	Coleman Sparling		10:44	0-0	0-0	0-0	0	1	1	1	0	0	0	0	0	1	0	-4
22	TiAndre Jackson-Young		15:10	2-4	1-2	0-0	0	1	1	1	0	5	0	0	0	0	1	4
14	Davis Steelman		04:28	0-0	0-0	1-2	0	0	0	1	1	1	0	0	0	0	0	-5
33	McKade Marquis		05:05	0-1	0-1	0-0	0	0	0	0	0	0	0	0	0	0	0	-7
3	Ayoub Nouhi		04:01	0-1	0-1	0-0	0	2	2	1	0	0	0	0	0	0	0	-5
Team							1	3	4			0		0				
Totals				26-55	13-28	3-6	6	24	30	11	12	68	20	5	3	3	2	14

Dead Ball Rebounds: 0, 0

Technical Fouls: NONE

Shooting By Period		
1st FG%	14-29	48.3%
3PT%	6-14	42.9%
FT%	1-2	50%
2nd FG%	12-26	46.2%
3PT%	7-14	50.0%
FT%	2-4	50%
GM FG%	26-55	47.3%
3PT%	13-28	46.4%
FT%	3-6	50.0%

	ULM	UTA
Biggest lead	3 (1st 19:44)	21 (2nd 5:14)
Best Scoring Run	5 (1st 17:26)	11 (2nd 18:50)
Lead Changes	3	
Times Tied	3	
Time with Lead	01:02	35:52

Points from	ULM	UTA
Turnovers	4	9
Paint	24	14
Second Chance	9	2
Fast Breaks	0	11
Bench	14	25

Period by Period Scoring	1st	2nd	TOT
ULM	25	29	54
UTA	35	33	68

Less than 48 hours removed from a heartbreaking loss, UTA bounced back impressively on the strength of its long-range shooting as the Mavericks cruised to an easy win over ULM.

UTA knocked down 13 3-pointers – its most this season versus a Division-I opponent – and behind a game-high 17 points from Sam Griffin and 15 points off the bench by Radshad Davis had no problem dispatching ULM for the second time in two weeks by double figures. Jabari Narcis registered his fifth double-double of the year with 13 points and 10 rebounds. Those five double-doubles are more than four Sun Belt teams have accounted for on the season. The 6-foot-9 forward knocked down three 3-pointers on the day to help lead the Maverick charge from beyond the arc.

Davis had a career day from the 3-point arc, tying for his most triples in a game with four – which are the junior college transfer's most in a UTA uniform. Griffin also equaled his career best with four triples – his most since the season opener against UT Dallas and personal high against a D-I foe. It's now the fourth time the true freshman has led UTA in scoring this season.

@ APP STATE — LOSS, 57-50

UT Arlington - 50 Record: 10-14 (6-7)

NO.	Name		Min	FG M-A	3P M-A	FT M-A	Rebounds OR	DR	TOT	Fouls PF	FD	TP	AS	TO	ST	Blocks BS	BA	+/-
2	Jordan Phillips	F	21:58	0-2	0-1	0-0	1	0	1	1	0	0	0	1	0	0	0	0
13	Jabari Narcis	F	26:34	1-3	0-1	2-2	1	5	6	0	1	4	1	1	2	1	0	-6
00	Brian Warren	G	23:34	6-13	1-4	1-3	0	0	0	4	4	14	1	2	0	0	0	-4
1	Sam Griffin	G	10:26	1-4	0-2	0-0	0	0	0	2	0	2	1	0	0	0	1	-10
4	David Azore	G	32:02	6-12	0-4	0-0	0	4	4	1	2	12	6	3	2	1	0	-8
10	Radshad Davis		24:41	4-10	0-2	1-3	5	2	7	3	3	9	0	2	4	0	1	6
20	Nicolas Elame		15:38	1-3	0-1	2-2	1	5	6	0	1	4	0	2	1	0	0	-11
14	Davis Steelman		13:10	2-4	1-3	0-0	0	0	0	2	0	5	0	0	1	0	1	7
43	Coleman Sparling		12:51	0-0	0-0	0-0	0	0	0	1	0	0	1	1	1	0	0	1
22	TiAndre Jackson-Young		18:40	0-5	0-4	0-0	1	1	2	1	1	0	0	0	0	0	0	-10
33	McKade Marquis		00:26	0-2	0-2	0-0	0	0	0	0	0	0	0	0	0	0	0	0
Team							3	3	6			0		0				
Totals				21-58	2-24	6-10	12	20	32	15	12	50	10	12	11	2	3	-7

Dead Ball Rebounds: 0, 0

Technical Fouls::NONE

Shooting By Period		
1st FG%	11-26	42.3%
3PT%	2-12	16.7%
FT%	1-1	100%
2nd FG%	10-32	31.3%
3PT%	0-12	0.0%
FT%	5-9	55.6%
GM FG%	21-58	36.2%
3PT%	2-24	8.3%
FT%	6-10	60.0%

Appalachian St. - 57 Record: 13-11 (7-6)

NO.	Name		Min	FG M-A	3P M-A	FT M-A	Rebounds OR	DR	TOT	Fouls PF	FD	TP	AS	TO	ST	Blocks BS	BA	+/-
00	Isaac Johnson	F	37:55	3-11	1-7	0-0	6	4	10	2	1	7	4	1	3	0	1	11
50	Hunter Seacat	F	26:18	6-7	0-0	1-2	0	4	4	2	2	13	1	2	0	1	0	5
1	Justin Forrest	G	38:42	3-10	0-3	0-0	1	5	6	3	2	6	4	8	1	1	1	10
4	O'Showen Williams	G	35:05	8-14	4-8	5-8	0	6	6	3	4	25	1	1	1	0	0	9
20	Adrian Delph	G	17:47	0-3	0-3	0-0	1	1	2	0	1	0	1	0	1	0	0	4
2	Kendall Lewis		22:00	2-4	0-0	0-2	2	2	4	2	2	4	1	1	1	1	0	4
21	James Lewis Jr.		13:42	1-3	0-0	0-0	0	0	0	0	1	2	0	0	0	0	0	2
10	Michael Bibby		06:26	0-0	0-0	0-0	0	2	2	0	2	0	1	0	0	0	0	-6
11	Donovan Gregory		02:05	0-0	0-0	0-0	0	0	0	0	0	0	0	0	0	0	0	-4
Team							2	5	7			0		1				
Totals				23-52	5-21	6-12	12	29	41	12	15	57	13	15	7	3	2	7

Dead Ball Rebounds: 3, 0

Technical Fouls::NONE

Shooting By Period		
1st FG%	13-27	48.1%
3PT%	4-12	33.3%
FT%	1-1	100%
2nd FG%	10-25	40.0%
3PT%	1-9	11.1%
FT%	5-11	45.5%
GM FG%	23-52	44.2%
3PT%	5-21	23.8%
FT%	6-12	50.0%

	UTA	APP
Biggest lead	3 (1st 18:01)	8 (2nd 19:51)
Best Scoring Run	9(1st 3:52)	9(2nd 19:51)
Lead Changes	8	
Times Tied	6	
Time with Lead	03:00	30:29

Points from	UTA	APP
Turnovers	18	12
Paint	24	32
Second Chance	9	4
Fast Breaks	11	8
Bench	18	6

Period by Period Scoring	1st	2nd	TOT
UTA	25	25	50
APP	31	26	57

Coming off a season-best 3-point shooting performance in its previous game, UTA shot a season worst from beyond the arc en route to a 57-50 setback at Appalachian State.

The Mavericks went just 2-24 from 3-point range – including missing their final 18 attempts of the contest – and finished at only 8.3 percent for the game. That percentage is tied for the 2nd-worst in any game since at least 2010 (2-25, 8 percent versus Georgia State on Jan. 3, 2019).

Rebounding was a key focus entering the game, but the Mavs were out-rebounded by a 41-32 margin and seemingly every 50-50 ball went to App State. After committing just nine total turnovers in its previous two games combined, UTA turned the ball over 12 times against the Mountaineers.

In the first meeting this year, UTA held the Sun Belt's leading scorer, Justin Forrest, to 15 points – his second-fewest in a league game this season. The Mavs' locked down again on Forrest inside Holmes Convocation Center, limiting him to only six points on 3-10 shooting, but it wasn't enough.

2019-20 UTA STARTING LINEUPS

DAY	OPPONENT	1	2	3	4	5	RECORD
11.5	UT Dallas	Warren	Phillips	Azore	Nouhi	Narcis	--------
11.9	Tulsa	Warren	Phillips	Azore	Nouhi	Narcis	--------
11.12	@ Nevada	Warren	Phillips	Azore	Nouhi	Narcis	2-1 (1)
11.17	@ #14 Oregon	Warren	Elame	Azore	Sparling	Narcis	--------
11.19	@ #8 Gonzaga	Warren	Elame	Azore	Sparling	Narcis	0-2 (2)
11.24	Arkansas Tech	Warren	Jackson-Young	Azore	Sparling	Narcis	--------
11.27	vs. Furman	Warren	Jackson-Young	Azore	Sparling	Narcis	--------
11.28	@ Elon	Warren	Jackson-Young	Azore	Sparling	Narcis	--------
12.2	North Texas	Warren	Jackson-Young	Azore	Sparling	Narcis	2-2 (3)
12.7	UC Santa Barbara	Warren	Phillips	Azore	Nouhi	Narcis	2-2 (1)
12.11	@ Houston	Warren	Griffin	Phillips	Azore	Narcis	0-1 (4)
12.19	@ Georgia State	Warren	Jackson-Young	Azore	Davis	Narcis	--------
12.21	@ Georgia Southern	Warren	Jackson-Young	Azore	Davis	Narcis	0-2 (5)
1.2	@ Arkansas State	Warren	Phillips	Azore	Nouhi	Narcis	--------
1.4	@ Little Rock	Warren	Phillips	Azore	Nouhi	Narcis	--------
1.6	South Alabama	Warren	Phillips	Azore	Nouhi	Narcis	--------
1.9	Appalachian State	Warren	Phillips	Azore	Nouhi	Narcis	--------
1.11	Coastal Carolina	Warren	Phillips	Azore	Nouhi	Narcis	4-5 (1)
1.16	@ Louisiana	Griffin	Steelman	Phillips	Azore	Narcis	--------
1.18	@ ULM	Griffin	Steelman	Phillips	Azore	Narcis	--------
1.25	@ Texas State	Griffin	Steelman	Phillips	Azore	Narcis	--------
1.30	Louisiana	Griffin	Steelman	Phillips	Azore	Narcis	3-1 (6)
2.1	ULM	Warren	Griffin	Phillips	Azore	Narcis	1-1 (4)
2.6	@ Appalachian State	Warren	Griffin	Phillips	Azore	Narcis	1-2 (4)
2.8	@ Coastal Carolina						
2.13	Arkansas State						
2.15	Little Rock						
2.20	Georgia State						
2.22	Georgia Southern						
2.28	Texas State						
3.3	@ Troy						
3.7-15	Sun Belt Tournament						

2019-20 HALF COMPARISONS

FOR UTA...

Most 1st-Half Points.....50 @ Louisiana (Jan. 16)
Fewest 1st-Half Points..... 22 vs. South Alabama (Jan. 6)

Most 2nd-Half Points .....47 vs. UT Dallas (Nov. 5)
Fewest 2nd-Half Points .....19 @ #14 Oregon (Nov. 17)

Largest Halftime Lead ..... 16 (37-21) vs. Arkansas Tech (Nov. 24)
Largest Halftime Deficit..... 12 (35-23) vs. North Texas (Dec. 2)

FOR OPPONENT...

Most 1st-Half Points..... 46, Little Rock (Nov. 12)
Fewest 1st-Half Points.....21, UT Dallas (Nov. 5)

Most 2nd-Half Points ..... 50, Georgia State (Dec. 19)
Fewest 2nd-Half Points .....26, Appalachian State (Feb. 6)

2019-20 UTA OVERALL STATISTICS

Game Records

Record	Overall	Home	Away	Neutral
ALL GAMES	10-14	5-5	5-8	0-1
CONFERENCE	6-7	2-3	4-4	0-0
NON-CONFERENCE	4-7	3-2	1-4	0-1

Score by Periods

Team	1st	2nd	OT	TOT
UT Arlington	811	864	0	1675
Opponents	758	853	0	1611

Team Box Score

No.	Player				Total		3-Point		F-Throw		Rebounds											
		GP-GS	MIN	AVG	FG-FGA	FG%	3FG-FGA	3FG%	FT-FTA	FT%	OFF	DEF	TOT	AVG	PF	DQ	A	TO	BLK	STL	PTS	AVG
4	AZORE, David	24-24	719:37	30.0	119-254	.469	29-79	.367	94-112	.839	16	101	117	4.9	56	0	91	54	4	24	361	15.0
0	WARREN, Brian	24-20	696:28	29.0	110-284	.387	28-109	.257	54-67	.806	8	55	63	2.6	65	0	91	47	3	19	302	12.6
10	DAVIS, Radshad	24-2	483:32	20.1	78-159	.491	15-40	.375	29-39	.744	55	90	145	6.0	58	1	37	27	3	17	200	8.3
1	GRIFFIN, Sam	24-7	446:11	18.6	71-169	.420	32-98	.327	19-25	.760	1	27	28	1.2	24	0	28	19	0	15	193	8.0
13	NARCIS, Jabari	24-24	525:04	21.9	59-135	.437	30-89	.337	23-34	.676	43	120	163	6.8	44	1	17	22	31	7	171	7.1
2	PHILLIPS, Jordan	24-16	553:50	23.1	52-158	.329	15-52	.288	38-52	.731	27	58	85	3.5	34	0	31	27	3	15	157	6.5
22	JACKSON-YOUNG, TiAndre	22-6	388:06	17.6	49-115	.426	25-80	.313	8-12	.667	21	40	61	2.8	33	0	11	16	11	12	131	6.0
23	MWAMBA, Patrick	5-0	72:43	14.5	5-17	.294	1-6	.167	4-6	.667	3	15	18	3.6	10	1	3	3	5	2	15	3.0
43	SPARLING, Coleman	19-6	255:15	13.4	17-34	.500	3-10	.300	7-8	.875	14	21	35	1.8	32	1	9	7	3	7	44	2.3
3	NOUHI, Ayoub	21-9	281:11	13.4	16-44	.364	5-18	.278	8-12	.667	8	27	35	1.7	29	0	15	14	2	7	45	2.1
14	STEELMAN, Davis	16-4	154:14	9.6	11-28	.393	4-13	.308	3-6	.500	4	11	15	0.9	13	0	6	6	1	5	29	1.8
20	ELAME, Nicolas	21-2	201:11	9.6	9-31	.290	1-12	.083	5-11	.455	6	22	28	1.3	21	1	15	17	2	6	24	1.1
33	MARQUIS, McKade	8-0	22:38	2.8	1-8	.125	1-8	.125	0-0	.000	0	0	0	0.0	1	0	2	1	0	0	3	0.4
Team											38	48	86					11				
Total		**24**	**4800**		**597-1436**	**.416**	**189-614**	**.308**	**292-384**	**.760**	**244**	**635**	**879**	**36.6**	**420**	**5**	**356**	**271**	**68**	**136**	**1675**	**69.8**
Opponents		**24**	**4800**		**568-1391**	**.408**	**156-510**	**.306**	**319-468**	**.682**	**263**	**648**	**911**	**38.0**	**381**	**4**	**296**	**298**	**77**	**115**	**1611**	**67.1**

Team Statistics

	UTA	OPP
Scoring	**1675**	**1611**
Points per game	69.8	67.1
Scoring margin	+2.7	-
Field goals-att	**597-1436**	**568-1391**
Field goal pct	.416	.408
3 point fg-att	**189-614**	**156-510**
3-point FG pct	.308	.306
3-pt FG made per game	7.9	6.5
Free throws-att	**292-384**	**319-468**
Free throw pct	.760	.682
F-Throws made per game	12.2	13.3
Rebounds	**879**	**911**
Rebounds per game	36.6	38.0
Rebounding margin	-1.3	-
Assists	**356**	**296**
Assists per game	14.8	12.3
Turnovers	**271**	**298**
Turnovers per game	11.3	12.4
Turnover margin	+1.1	-
Assist/turnover ratio	1.3	1.0
Steals	**136**	**115**
Steals per game	5.7	4.8
Blocks	**68**	**77**
Blocks per game	2.8	3.2
Winning streak	**0**	**-**
Home win streak	1	-
Attendance	**17246**	**42514**
Home games-Avg/Game	10-1725	13-3270
Neutral site-Avg/Game	-	1-0

Team Results

Date	Opponent		Score	Att.
11/05/2019	Texas-Dallas	W	84-50	1727
11/09/2019	Tulsa	W	73-59	3722
11/12/2019	at Nevada	L	73-80	7504
11/17/2019	at Oregon	L	47-67	6017
11/19/2019	at Gonzaga	L	66-72	6000
11/24/2019	Arkansas Tech	W	85-68	1157
11/27/2019	vs Furman	L	57-58	0
11/28/2019	at Elon	W	77-67	875
12/02/2019	North Texas	L	66-77	1764
12/07/2019	UC Santa Barbara	L	68-72	1392
12/11/2019	at Houston	L	63-71	6657
12/19/2019	at Georgia St.	L	77-83	1057
12/21/2019	at Ga. Southern	L	74-77	676
01/02/2020	at Arkansas St.	W	73-52	1276
01/04/2020	at Little Rock	L	89-92	1203
01/06/2020	South Alabama	L	54-66	1282
01/09/2020	Appalachian St.	W	66-56	1272
01/11/2020	Coastal Carolina	L	77-82	1416
01/16/2020	at Louisiana	W	81-65	3838
01/18/2020	at La.-Monroe	W	78-58	1902
01/25/2020	at Texas St.	W	64-62	4084
01/30/2020	Louisiana	L	65-66	1880
02/01/2020	La.-Monroe	W	68-54	1634
02/06/2020	at Appalachian St.	L	50-57	1425

2019-20 UTA SUN BELT CONFERENCE STATISTICS

Game Records

Record	Overall	Home	Away	Neutral
ALL GAMES	6-7	2-3	4-4	0-0
CONFERENCE	6-7	2-3	4-4	0-0
NON-CONFERENCE	0-0	0-0	0-0	0-0

Score by Periods

Team	1st	2nd	OT	TOT
UT Arlington	463	453	0	916
Opponents	423	447	0	870

Team Box Score

No.	Player				Total		3-Point		F-Throw		Rebounds											
		GP-GS	MIN	AVG	FG-FGA	FG%	3FG-FGA	3FG%	FT-FTA	FT%	OFF	DEF	TOT	AVG	PF	DQ	A	TO	BLK	STL	PTS	AVG
4	AZORE, David	13-13	385:53	29.7	80-159	.503	17-49	.347	45-53	.849	7	53	60	4.6	30	0	50	33	4	14	222	17.1
0	WARREN, Brian	13-9	382:32	29.4	64-162	.395	14-58	.241	22-29	.759	3	31	34	2.6	35	0	51	28	2	10	164	12.6
10	DAVIS, Radshad	13-2	308:59	23.8	48-93	.516	9-23	.391	24-30	.800	36	59	95	7.3	37	0	25	16	3	15	129	9.9
1	GRIFFIN, Sam	13-6	235:40	18.1	39-87	.448	18-53	.340	13-16	.813	0	15	15	1.2	11	0	17	8	0	6	109	8.4
22	JACKSON-YOUNG, TiAndre	13-2	234:06	18.0	27-65	.415	15-46	.326	6-7	.857	14	17	31	2.4	23	0	5	9	5	6	75	5.8
2	PHILLIPS, Jordan	13-11	311:57	24.0	25-88	.284	8-28	.286	16-19	.842	14	30	44	3.4	19	0	23	14	1	9	74	5.7
13	NARCIS, Jabari	13-13	291:53	22.5	25-67	.373	9-41	.220	12-17	.706	22	67	89	6.8	27	1	10	12	18	6	71	5.5
14	STEELMAN, Davis	11-4	138:26	12.6	11-26	.423	4-11	.364	3-6	.500	3	11	14	1.3	11	0	5	6	1	5	29	2.6
43	SPARLING, Coleman	10-0	114:44	11.5	8-13	.615	1-2	.500	5-6	.833	9	6	15	1.5	15	1	5	4	1	4	22	2.2
20	ELAME, Nicolas	11-0	81:54	7.4	4-12	.333	0-6	.000	4-5	.800	1	13	14	1.3	12	1	4	8	0	3	12	1.1
3	NOUHI, Ayoub	10-5	100:22	10.0	4-9	.444	0-2	.000	1-2	.500	4	12	16	1.6	11	0	3	8	1	2	9	0.9
33	MARQUIS, McKade	5-0	13:33	2.7	0-4	.000	0-4	.000	0-0	.000	0	0	0	0.0	0	0	0	0	0	0	0	0.0
Team											20	27	47					6				
Total		**13**	**2600**		**335-785**	**.427**	**95-323**	**.294**	**151-190**	**.795**	**133**	**341**	**474**	**36.5**	**231**	**3**	**198**	**152**	**36**	**80**	**916**	**70.5**
Opponents		**13**	**2600**		**311-754**	**.412**	**69-253**	**.273**	**179-260**	**.688**	**147**	**339**	**486**	**37.4**	**201**	**3**	**170**	**158**	**40**	**69**	**870**	**66.9**

Team Statistics

	UTA	OPP
Scoring	**916**	**870**
Points per game	70.5	66.9
Scoring margin	+3.5	-
Field goals-att	**335-785**	**311-754**
Field goal pct	.427	.412
3 point fg-att	**95-323**	**69-253**
3-point FG pct	.294	.273
3-pt FG made per game	7.3	5.3
Free throws-att	**151-190**	**179-260**
Free throw pct	.795	.688
F-Throws made per game	11.6	13.8
Rebounds	**474**	**486**
Rebounds per game	36.5	37.4
Rebounding margin	-0.9	-
Assists	**198**	**170**
Assists per game	15.2	13.1
Turnovers	**152**	**158**
Turnovers per game	11.7	12.2
Turnover margin	+0.5	-
Assist/turnover ratio	1.3	1.1
Steals	**80**	**69**
Steals per game	6.2	5.3
Blocks	**36**	**40**
Blocks per game	2.8	3.1
Winning streak	**0**	**-**
Home win streak	1	-
Attendance	**7484**	**15461**
Home games-Avg/Game	5-1497	8-1933
Neutral site-Avg/Game	-	0-0

Team Results

Date	Opponent		Score	Att.
12/19/2019	at Georgia St.	L	77-83	1057
12/21/2019	at Ga. Southern	L	74-77	676
01/02/2020	at Arkansas St.	W	73-52	1276
01/04/2020	at Little Rock	L	89-92	1203
01/06/2020	South Alabama	L	54-66	1282
01/09/2020	Appalachian St.	W	66-56	1272
01/11/2020	Coastal Carolina	L	77-82	1416
01/16/2020	at Louisiana	W	81-65	3838
01/18/2020	at La.-Monroe	W	78-58	1902
01/25/2020	at Texas St.	W	64-62	4084
01/30/2020	Louisiana	L	65-66	1880
02/01/2020	La.-Monroe	W	68-54	1634
02/06/2020	at Appalachian St.	L	50-57	1425

GAME-BY-GAME UTA-OPPONENT COMPARISON

Opponent	1st	2nd	Score	Mar	Total FG	FG Pct	3-Pointers	3FG Pct	Free Throws	FT Pct	Rebounds		Assist	T/Over	Block	Steal	Fouls
TEXAS-DALLAS	37/21	47/29	84-50	+34	31-63/20-65	.492/.308	15-37/6-22	.405/.273	7-14/4-9	.500/.444	45/39	+6	25/8	10/13	6/0	7/4	13/11
TULSA	33/23	40/36	73-59	+14	24-60/19-62	.400/.306	9-34/5-22	.265/.227	16-17/16-23	.941/.696	42/41	+1	16/9	9/10	5/2	4/1	19/18
Nevada	35/38	38/42	73-80	(-7)	22-64/27-58	.344/.466	11-36/10-21	.306/.476	18-27/16-30	.667/.533	40/43	(-3)	13/18	14/16	3/6	6/5	25/22
Oregon	28/37	19/30	47-67	(-20)	15-64/27-59	.234/.458	6-30/8-20	.200/.400	11-16/5-8	.688/.625	36/46	(-10)	7/10	6/10	2/5	3/4	8/16
GONZAGA	27/28	39/44	66-72	(-6)	21-53/25-64	.396/.391	11-26/5-22	.423/.227	13-17/17-30	.765/.567	33/45	(-12)	13/10	10/6	5/1	4/7	21/13
ARKANSAS TECH	43/36	42/32	85-68	+17	34-67/22-58	.507/.379	7-19/10-31	.368/.323	10-12/14-15	.833/.933	40/30	+10	24/11	11/16	0/2	3/3	16/14
Furman	31/22	26/36	57-58	(-1)	23-53/20-51	.434/.392	4-16/9-28	.250/.321	7-8/9-13	.875/.692	33/33	-	9/9	16/17	2/3	5/5	15/12
Elon	32/30	45/37	77-67	+10	28-54/23-57	.519/.404	8-20/10-27	.400/.370	13-19/11-14	.684/.786	38/27	+11	10/11	12/12	2/3	7/3	14/19
NORTH TEXAS	23/35	43/42	66-77	(-11)	23-55/27-54	.418/.500	8-22/7-19	.364/.368	12-17/16-23	.706/.696	28/38	(-10)	15/14	13/13	4/6	7/5	23/17
UC SANTA BARBAR/	29/29	39/43	68-72	(-4)	24-58/22-53	.414/.415	7-23/9-25	.304/.360	13-20/19-24	.650/.792	39/34	+5	16/13	13/11	3/3	6/8	17/16
Houston	30/36	33/35	63-71	(-8)	17-60/25-56	.283/.446	8-28/8-20	.286/.400	21-27/13-19	.778/.684	31/49	(-18)	10/13	5/16	0/6	4/1	21/24
Georgia State	35/33	42/50	77-83	(-6)	26-65/27-66	.400/.409	8-33/5-18	.242/.278	17-17/24-34	1.000/.706	41/42	(-1)	11/13	20/13	3/7	6/11	26/19
Georgia Southern	41/30	33/47	74-77	(-3)	26-58/28-72	.448/.389	7-20/11-30	.350/.367	15-21/10-13	.714/.769	45/38	+7	10/12	18/10	5/3	7/8	14/15
Arkansas State	37/24	36/28	73-52	+21	31-59/16-56	.525/.286	7-19/2-9	.368/.222	4-7/18-28	.571/.643	42/33	+9	27/13	13/7	1/4	3/5	21/13
Little Rock	44/46	45/46	89-92	(-3)	33-66/30-54	.500/.556	10-26/7-18	.385/.389	13-16/25-33	.813/.758	27/36	(-9)	13/14	13/19	2/4	4/3	25/17
SOUTH ALABAMA	22/33	32/33	54-66	(-12)	20-59/26-49	.339/.531	6-33/2-14	.182/.143	8-12/12-17	.667/.706	29/38	(-9)	11/12	8/14	3/3	10/6	17/16
APPALACHIAN STAT	33/25	33/31	66-56	+10	22-55/22-50	.400/.440	7-23/2-16	.304/.125	15-21/10-17	.714/.588	34/34	-	15/13	10/13	4/1	6/7	18/17
COASTAL CAROLIN/	37/37	40/45	77-82	(-5)	28-68/25-66	.412/.379	6-26/8-26	.231/.308	15-17/24-30	.882/.800	38/50	(-12)	18/17	10/15	4/3	8/7	20/20
Louisiana	50/41	31/24	81-65	+16	31-66/21-59	.470/.356	9-25/7-29	.360/.241	10-11/16-23	.909/.696	37/40	(-3)	19/11	9/12	2/2	7/3	17/13
Louisiana Monroe	40/28	38/30	78-58	+20	23-56/21-55	.411/.382	5-22/3-16	.227/.188	27-32/13-21	.844/.619	48/22	+26	14/12	12/7	2/2	2/3	22/24
Texas State	35/34	29/28	64-62	+2	24-55/23-54	.436/.426	6-17/5-16	.353/.313	10-11/11-15	.909/.733	35/28	+7	11/12	18/14	2/3	7/4	17/17
LOUISIANA	29/36	36/30	65-66	(-1)	24-65/26-64	.369/.406	9-27/8-26	.333/.308	8-9/6-11	.889/.545	36/47	(-11)	19/14	4/9	3/3	6/3	11/9
LOUISIANA MONRO	35/25	33/29	68-54	+14	26-55/23-57	.473/.404	13-28/4-14	.464/.286	3-6/4-6	.500/.667	30/37	(-7)	20/14	5/10	3/2	3/2	11/12
Appalachian State	25/31	25/26	50-57	(-7)	21-58/23-52	.362/.442	2-24/5-21	.083/.238	6-10/6-12	.600/.500	32/41	(-9)	10/13	12/15	2/3	11/7	15/12

Note: Game totals are displayed in the format TEAM/OPPONENT for each category

UTA GAME HIGHS

POINTS	89		at Little Rock (01/04/2020)
	85		Arkansas Tech (11/24/2019)
	84		Texas-Dallas (11/05/2019)
	81		at Louisiana (01/16/2020)
	78		at La.-Monroe (01/18/2020)
FIELD GOALS MADE	34		Arkansas Tech (11/24/2019)
	33		at Little Rock (01/04/2020)
FIELD GOAL ATTEMPTS	68		Coastal Carolina (01/11/2020)
	67		Arkansas Tech (11/24/2019)
FIELD GOAL PERCENTAGE	.525	(31-59)	at Arkansas St. (01/02/2020)
	.519	(28-54)	at Elon (11/28/2019)
3 PT FG MADE	15		Texas-Dallas (11/05/2019)
	13		La.-Monroe (02/01/2020)
3 PT FG ATTEMPTS	37		Texas-Dallas (11/05/2019)
	36		at Nevada (11/12/2019)
3 PT FG PERCENTAGE	.464	(13-28)	La.-Monroe (02/01/2020)
	.423	(11-26)	at Gonzaga (11/19/2019)
FREE THROWS MADE	27		at La.-Monroe (01/18/2020)
	21		at Houston (12/11/2019)
FREE THROW ATTEMPTS	32		at La.-Monroe (01/18/2020)
	27		at Houston (12/11/2019)
	27		at Nevada (11/12/2019)
FREE THROW PERCENTAGE	1.000	(17-17)	at Georgia St. (12/19/2019)
	.941	(16-17)	Tulsa (11/09/2019)
REBOUNDS	48		at La.-Monroe (01/18/2020)
	45		at Ga. Southern (12/21/2019)
	45		Texas-Dallas (11/05/2019)
ASSISTS	27		at Arkansas St. (01/02/2020)
	25		Texas-Dallas (11/05/2019)
STEALS	11		at Appalachian St. (02/06/2020)
	10		South Alabama (01/06/2020)
BLOCKED SHOTS	6		Texas-Dallas (11/05/2019)
	5		at Ga. Southern (12/21/2019)
	5		at Gonzaga (11/19/2019)
	5		Tulsa (11/09/2019)
TURNOVERS	20		at Georgia St. (12/19/2019)
	18		at Texas St. (01/25/2020)
	18		at Ga. Southern (12/21/2019)
FOULS	25		at Little Rock (01/04/2020)
	25		at Georgia St. (12/19/2019)
	25		at Nevada (11/12/2019)

UTA GAME LOWS

POINTS	47		at Oregon (11/17/2019)
	50		at Appalachian St. (02/06/2020)
	54		South Alabama (01/06/2020)
	57		vs Furman (N) (11/27/2019)
	63		at Houston (12/11/2019)
FIELD GOALS MADE	15		at Oregon (11/17/2019)
	17		at Houston (12/11/2019)
FIELD GOAL ATTEMPTS	53		vs Furman (N) (11/27/2019)
	53		at Gonzaga (11/19/2019)
FIELD GOAL PERCENTAGE	.234	(15-64)	at Oregon (11/17/2019)
	.283	(17-60)	at Houston (12/11/2019)
3 PT FG MADE	2		at Appalachian St. (02/06/2020)
	4		vs Furman (N) (11/27/2019)
3 PT FG ATTEMPTS	16		vs Furman (N) (11/27/2019)
	17		at Texas St. (01/25/2020)
3 PT FG PERCENTAGE	.083	(2-24)	at Appalachian St. (02/06/2020)
	.182	(6-33)	South Alabama (01/06/2020)
FREE THROWS MADE	3		La.-Monroe (02/01/2020)
	4		at Arkansas St. (01/02/2020)
FREE THROW ATTEMPTS	6		La.-Monroe (02/01/2020)
	7		at Arkansas St. (01/02/2020)
FREE THROW PERCENTAGE	.500	(7-14)	Texas-Dallas (11/05/2019)
	.500	(3-6)	La.-Monroe (02/01/2020)
REBOUNDS	27		at Little Rock (01/04/2020)
	28		North Texas (12/02/2019)
ASSISTS	7		at Oregon (11/17/2019)
	9		vs Furman (N) (11/27/2019)
STEALS	2		at La.-Monroe (01/18/2020)
	3		La.-Monroe (02/01/2020)
	3		at Arkansas St. (01/02/2020)
	3		Arkansas Tech (11/24/2019)
	3		at Oregon (11/17/2019)
BLOCKED SHOTS	0		at Houston (12/11/2019)
	0		Arkansas Tech (11/24/2019)
TURNOVERS	4		Louisiana (01/30/2020)
	5		La.-Monroe (02/01/2020)
	5		at Houston (12/11/2019)
FOULS	8		at Oregon (11/17/2019)
	11		La.-Monroe (02/01/2020)
	11		Louisiana (01/30/2020)

OPPONENT GAME HIGHS

POINTS	92		at Little Rock (01/04/2020)
	83		at Georgia St. (12/19/2019)
	82		Coastal Carolina (01/11/2020)
	80		at Nevada (11/12/2019)
	77		at Ga. Southern (12/21/2019)
	77		North Texas (12/02/2019)
FIELD GOALS MADE	30		at Little Rock (01/04/2020)
	28		at Ga. Southern (12/21/2019)
FIELD GOAL ATTEMPTS	72		at Ga. Southern (12/21/2019)
	66		Coastal Carolina (01/11/2020)
	66		at Georgia St. (12/19/2019)
FIELD GOAL PERCENTAGE	.556	(30-54)	at Little Rock (01/04/2020)
	.531	(26-49)	South Alabama (01/06/2020)
3 PT FG MADE	11		at Ga. Southern (12/21/2019)
	10		at Elon (11/28/2019)
	10		Arkansas Tech (11/24/2019)
	10		at Nevada (11/12/2019)
3 PT FG ATTEMPTS	31		Arkansas Tech (11/24/2019)
	30		at Ga. Southern (12/21/2019)
3 PT FG PERCENTAGE	.476	(10-21)	at Nevada (11/12/2019)
	.400	(8-20)	at Houston (12/11/2019)
	.400	(8-20)	at Oregon (11/17/2019)
FREE THROWS MADE	25		at Little Rock (01/04/2020)
	24		Coastal Carolina (01/11/2020)
	24		at Georgia St. (12/19/2019)
FREE THROW ATTEMPTS	34		at Georgia St. (12/19/2019)
	33		at Little Rock (01/04/2020)
FREE THROW PERCENTAGE	.933	(14-15)	Arkansas Tech (11/24/2019)
	.800	(24-30)	Coastal Carolina (01/11/2020)
REBOUNDS	50		Coastal Carolina (01/11/2020)
	49		at Houston (12/11/2019)
ASSISTS	18		at Nevada (11/12/2019)
	17		Coastal Carolina (01/11/2020)
STEALS	11		at Georgia St. (12/19/2019)
	8		at Ga. Southern (12/21/2019)
	8		UC Santa Barbara (12/07/2019)
BLOCKED SHOTS	7		at Georgia St. (12/19/2019)
	6		at Houston (12/11/2019)
	6		North Texas (12/02/2019)
	6		at Nevada (11/12/2019)
TURNOVERS	19		at Little Rock (01/04/2020)
	17		vs Furman (N) (11/27/2019)
FOULS	24		at Houston (12/11/2019)
	23		at La.-Monroe (01/18/2020)

OPPONENT GAME LOWS

POINTS	50		Texas-Dallas (11/05/2019)
	52		at Arkansas St. (01/02/2020)
	54		La.-Monroe (02/01/2020)
	56		Appalachian St. (01/09/2020)
	57		at Appalachian St. (02/06/2020)
FIELD GOALS MADE	16		at Arkansas St. (01/02/2020)
	19		Tulsa (11/09/2019)
FIELD GOAL ATTEMPTS	49		South Alabama (01/06/2020)
	50		Appalachian St. (01/09/2020)
FIELD GOAL PERCENTAGE	.286	(16-56)	at Arkansas St. (01/02/2020)
	.306	(19-62)	Tulsa (11/09/2019)
3 PT FG MADE	2		Appalachian St. (01/09/2020)
	2		South Alabama (01/06/2020)
	2		at Arkansas St. (01/02/2020)
3 PT FG ATTEMPTS	9		at Arkansas St. (01/02/2020)
	14		La.-Monroe (02/01/2020)
	14		South Alabama (01/06/2020)
3 PT FG PERCENTAGE	.125	(2-16)	Appalachian St. (01/09/2020)
	.143	(2-14)	South Alabama (01/06/2020)
FREE THROWS MADE	4		La.-Monroe (02/01/2020)
	4		Texas-Dallas (11/05/2019)
FREE THROW ATTEMPTS	6		La.-Monroe (02/01/2020)
	8		at Oregon (11/17/2019)
FREE THROW PERCENTAGE	.444	(4-9)	Texas-Dallas (11/05/2019)
	.500	(6-12)	at Appalachian St. (02/06/2020)
REBOUNDS	22		at La.-Monroe (01/18/2020)
	27		at Elon (11/28/2019)
ASSISTS	8		Texas-Dallas (11/05/2019)
	9		vs Furman (N) (11/27/2019)
	9		Tulsa (11/09/2019)
STEALS	1		at Houston (12/11/2019)
	1		Tulsa (11/09/2019)
BLOCKED SHOTS	0		Texas-Dallas (11/05/2019)
	1		Appalachian St. (01/09/2020)
	1		at Gonzaga (11/19/2019)
TURNOVERS	6		at Gonzaga (11/19/2019)
	7		at La.-Monroe (01/18/2020)
	7		at Arkansas St. (01/02/2020)
FOULS	9		Louisiana (01/30/2020)
	11		Texas-Dallas (11/05/2019)

UTA PLAYER GAME HIGHS

POINTS	33		David Azore at Ga. Southern (12/21/2019)
	28		Brian Warren at Ga. Southern (12/21/2019)
	27		Brian Warren at Houston (12/11/2019)
	26		David Azore vs Coastal Carolina (01/11/2020)
	25		David Azore vs Appalachian St. (01/09/2020)
FIELD GOALS MADE	12		Brian Warren at Ga. Southern (12/21/2019)
	11		David Azore at Ga. Southern (12/21/2019)
FIELD GOAL ATTEMPTS	24		David Azore vs Coastal Carolina (01/11/2020)
	22		Brian Warren at Georgia St. (12/19/2019)
FIELD GOAL PERCENTAGE (min 5 made)	1.000	(5-5)	Jabari Narcis at Gonzaga (11/19/2019)
	.889	(8-9)	Sam Griffin at Elon (11/28/2019)
3 PT FG MADE	5		Brian Warren at Houston (12/11/2019)
	5		Jabari Narcis vs Arkansas Tech (11/24/2019)
	5		Jabari Narcis at Gonzaga (11/19/2019)
	5		TiAndre Jackson-Young vs Texas-Dallas (11/05/2019)
3 PT FG ATTEMPTS	10		Brian Warren at Georgia St. (12/19/2019)
	10		Brian Warren at Houston (12/11/2019)
3 PT FG PERCENTAGE (min 2 made)	1.000	(5-5)	Jabari Narcis at Gonzaga (11/19/2019)
	1.000	(4-4)	Radshad Davis vs La.-Monroe (02/01/2020)
	1.000	(2-2)	Sam Griffin vs Coastal Carolina (01/11/2020)
	1.000	(2-2)	Davis Steelman at Arkansas St. (01/02/2020)
	1.000	(2-2)	David Azore at Ga. Southern (12/21/2019)
	1.000	(2-2)	David Azore vs Furman (N) (11/27/2019)
	1.000	(2-2)	Radshad Davis vs Texas-Dallas (11/05/2019)
FREE THROWS MADE	9		David Azore at Ga. Southern (12/21/2019)
	8		David Azore at Georgia St. (12/19/2019)
	8		David Azore vs North Texas (12/02/2019)
FREE THROW ATTEMPTS	10		David Azore at Ga. Southern (12/21/2019)
	10		David Azore vs North Texas (12/02/2019)
FREE THROW PERCENTAGE (min 3 made)	1.000	(8-8)	David Azore at Georgia St. (12/19/2019)
	1.000	(6-6)	Brian Warren vs Tulsa (11/09/2019)
	1.000	(5-5)	David Azore vs Louisiana (01/30/2020)
	1.000	(5-5)	Brian Warren vs Furman (N) (11/27/2019)
	1.000	(4-4)	Brian Warren at Texas St. (01/25/2020)
	1.000	(4-4)	Sam Griffin at La.-Monroe (01/18/2020)
	1.000	(4-4)	Jabari Narcis at Louisiana (01/16/2020)
	1.000	(4-4)	Radshad Davis vs Coastal Carolina (01/11/2020)
	1.000	(4-4)	Radshad Davis at Little Rock (01/04/2020)
	1.000	(4-4)	Jordan Phillips at Little Rock (01/04/2020)
	1.000	(4-4)	Jordan Phillips at Elon (11/28/2019)
	1.000	(4-4)	Brian Warren at Gonzaga (11/19/2019)
	1.000	(4-4)	David Azore vs Tulsa (11/09/2019)
	1.000	(3-3)	Jordan Phillips at Louisiana (01/16/2020)
	1.000	(3-3)	Radshad Davis vs Appalachian St. (01/09/2020)
	1.000	(3-3)	TiAndre Jackson-Young at Georgia St. (12/19/2019)
REBOUNDS	14		Radshad Davis at La.-Monroe (01/18/2020)
	12		David Azore at Ga. Southern (12/21/2019)
ASSISTS	12		Brian Warren vs Arkansas Tech (11/24/2019)
	9		Brian Warren at Arkansas St. (01/02/2020)
STEALS	4		Radshad Davis at Appalachian St. (02/06/2020)
	4		Radshad Davis at Little Rock (01/04/2020)

OPPONENT PLAYER GAME HIGHS

POINTS	30		Kamani Johnson at Little Rock (01/04/2020)
	29		Markquis Nowell at Little Rock (01/04/2020)
	26		Nijal Pearson at Texas St. (01/25/2020)
	25		O'Showen Williams at Appalachian St. (02/06/2020)
	25		Nate Hinton at Houston (12/11/2019)
	25		Marcus Sheffield at Elon (11/28/2019)
FIELD GOALS MADE	10		Markquis Nowell at Little Rock (01/04/2020)
	10		Payton Pritchard at Oregon (11/17/2019)
FIELD GOAL ATTEMPTS	22		Marcus Sheffield at Elon (11/28/2019)
	19		Markquis Nowell at Little Rock (01/04/2020)
FIELD GOAL PERCENTAGE (min 5 made)	1.000	(5-5)	Zachary Simmons vs North Texas (12/02/2019)
	.857	(6-7)	Hunter Seacat at Appalachian St. (02/06/2020)
3 PT FG MADE	7		Markquis Nowell at Little Rock (01/04/2020)
	4		O'Showen Williams at Appalachian St. (02/06/2020)
	4		Nate Hinton at Houston (12/11/2019)
	4		DJ Draper vs North Texas (12/02/2019)
	4		Jordan Lyons vs Furman (N) (11/27/2019)
3 PT FG ATTEMPTS	13		Markquis Nowell at Little Rock (01/04/2020)
	11		P.J. Hardy at Louisiana (01/16/2020)
3 PT FG PERCENTAGE (min 2 made)	1.000	(3-3)	Amadou Sow vs UC Santa Barbara (12/07/2019)
	1.000	(2-2)	Jalen Hodge vs La.-Monroe (02/01/2020)
	1.000	(2-2)	DeVante Jones vs Coastal Carolina (01/11/2020)
FREE THROWS MADE	14		Kamani Johnson at Little Rock (01/04/2020)
	11		Jalen Harris at Nevada (11/12/2019)
FREE THROW ATTEMPTS	16		Kamani Johnson at Little Rock (01/04/2020)
	14		Jalen Harris at Nevada (11/12/2019)
FREE THROW PERCENTAGE (min 3 made)	1.000	(7-7)	Nijal Pearson at Texas St. (01/25/2020)
	1.000	(7-7)	Marcus Sheffield at Elon (11/28/2019)
	1.000	(6-6)	Jalen Johnson at Louisiana (01/16/2020)
	1.000	(5-5)	Tyree White at La.-Monroe (01/18/2020)
	1.000	(5-5)	Justin Roberts at Georgia St. (12/19/2019)
	1.000	(5-5)	Dillon Gooding vs Arkansas Tech (11/24/2019)
	1.000	(4-4)	Andre Fox vs South Alabama (01/06/2020)
	1.000	(4-4)	Darien Jackson vs Tulsa (11/09/2019)
	1.000	(3-3)	Isaac Hippolyte vs Coastal Carolina (01/11/2020)
	1.000	(3-3)	Keishawn Brewton vs Coastal Carolina (01/11/2020)
	1.000	(3-3)	Quan Jackson at Ga. Southern (12/21/2019)
	1.000	(3-3)	Nate Hinton at Houston (12/11/2019)
	1.000	(3-3)	Jeriah Horne vs Tulsa (11/09/2019)
REBOUNDS	13		Jalen Johnson vs Louisiana (01/30/2020)
	13		Josh Ajayi vs South Alabama (01/06/2020)
	13		Kamani Johnson at Little Rock (01/04/2020)
ASSISTS	8		DeVante Jones vs Coastal Carolina (01/11/2020)
	7		Javion Hamlet vs North Texas (12/02/2019)
STEALS	5		Justin Roberts at Georgia St. (12/19/2019)
	3		Isaac Johnson at Appalachian St. (02/06/2020)
	3		Calvin Wishart at Ga. Southern (12/21/2019)
	3		Jaquori McLaughlin vs UC Santa Barbara (12/07/2019)
	3		Clay Mounce vs Furman (N) (11/27/2019)
	3		Lindsey Drew at Nevada (11/12/2019)
BLOCKED SHOTS	3		Jalen Thomas at Georgia St. (12/19/2019)
	3		Zachary Simmons vs North Texas (12/02/2019)

SINGLE-GAME INDIVIDUAL PROGRAM RECORDS

POINTS

	Pts	Player	Opponent	Date
1.	44	Dink Ford	Texas Wesleyan	Dec. 29, 1964
2.	43	Steven Barber	at UTSA	Jan. 24, 2002
3.	41	Larry Moore	Centenary	Jan. 18, 1973
4.	39	Willie Brand	Prairie View A&M	Dec. 2, 1989
	39	Jerry Janek	Texas Wesleyan	Dec. 29, 1962
6.	38	Erick Neal	Appalachian State	Feb. 1, 2018
	38	Marquez Haynes	UTSA	Jan. 16, 2010
	38	Steven Barber	Wichita State	Nov. 28, 2001
	38	Mike Nau	Lamar	Feb. 14, 1967
10.	37	Erick Neal	Appalachian State	Mar. 9, 2018
	37	Reger Dowell	Western Kentucky	Mar. 1, 2014
	37	Leonard Wilson	ULM	Mar. 6, 1993
	37	Eric Gore	North Texas	Feb. 25, 1991
	37	Bruce Tibbetts	at McMurry	Jan. 30, 1965
15.	36	Marquez Haynes	vs. Texas A&M-Corpus Christi	Mar. 12, 2009
	36	Keith Greene	McNeese State	Feb. 17, 2000
	36	Sam Norton	at ULM	Mar. 5, 1984
	36	Sam Norton	at Oral Roberts	Jan. 3, 1984
	36	Eddie Stallings	Trinity	Feb. 1, 1969
	36	Dink Ford	at Texas Wesleyan	Jan. 2, 1965
	36	Bruce Tibbetts	at Texas Wesleyan	Jan. 2, 1965
	36	John Reglin	at Texas Wesleyan	Jan. 25, 1964
23.	35	Erick Neal	at ULM	Feb. 15, 2018
	35	Reger Dowell	Howard Payne	Nov. 13, 2014
	35	Bobby Kenyon	Northwestern State	Feb. 27, 1992
	35	Willie Brand	at Northwestern State	Feb. 16, 1991
	35	Freddie Anderson	at North Texas	Jan. 14, 1976
	35	Kenny Jenkins	at Denver	Jan. 10, 1976
	35	Eddie Stallings	West Texas A&M	Jan. 2, 1969
	35	Noel Roberts	Trinity	Jan. 5, 1963

FIELD GOALS MADE

	FG	Player	Opponent	Date
1.	20	Larry Moore	Centenary	Jan. 18, 1973
2.	16	Cal Tate	Texas Wesleyan	Feb. 15, 1978
	16	Ronnie Marsh	at Abilene Christian	Jan. 22, 1973
	16	Mike Nau	Lamar	Feb. 14, 1967
	16	Noel Roberts	Trinity	Dec. 28, 1962
6.	15	Robert Taylor	Texas Wesleyan	Dec. 17, 1996
	15	Bobby Kenyon	Huston-Tillotson	Nov. 29, 1990
	15	Sam Norton	ULM	Feb. 25, 1984
	15	Sam Norton	at Arkansas State	Jan. 28, 1984
	15	Eddie Stallings	Trinity	Feb. 1, 1969
	15	Bruce Tibbetts	at McMurry	Jan. 30, 1965
12.	14	Sam Norton	at Oral Roberts	Jan. 3, 1984
	14	Cal Tate	Texas Wesleyan	Feb. 15, 1978
	14	Freeman Sparks	at McNeese State	Feb. 23, 1976
	14	Freddie Anderson	at Louisiana Tech	Feb. 2, 1976
	14	Freddie Anderson	at North Texas	Jan. 14, 1976
	14	Kenny Jenkins	at Denver	Jan. 10, 1976
	14	David Payne	Houston	Feb. 26, 1970
	14	Sherman Evans	Tennessee Tech	Dec. 15, 1968
	14	Dink Ford	vs. Texas Wesleyan	Dec. 12, 1964

FIELD GOAL ATTEMPTS

	FGA	Player	Opponent	Date
1.	30	Mike Nau	Texas Wesleyan	Dec. 4, 1965
	30	Noel Roberts	Trinity	Jan. 5, 1963
3.	29	Miles Robertson	Pepperdine	Dec. 9, 1977
	29	Larry Moore	Centenary	Jan. 18, 1973
	29	Sherman Evans	at Lamar	Feb. 16, 1970
6.	28	Eric Gore	University of Dallas	Dec. 8, 1990
	28	Freddie Anderson	at Louisiana Tech	Feb. 2, 1976
8.	27	Marquez Haynes	North Texas	Nov. 18, 2009
	27	Steven Barber	at Wichita State	Nov. 28, 2001
	27	Robert Taylor	Texas Wesleyan	Dec. 17, 1996
	27	Willie Brand	Sam Houston State	Jan. 11, 1990
	27	Willie Brand	UTSA	Nov. 28, 1988
	27	Sam Norton	at Oral Roberts	Jan. 3, 1984
14.	26	Cal Tate	Texas Wesleyan	Feb. 15, 1978
	26	Ronnie Marsh	at Centenary	Feb. 5, 1973
	26	Sherman Evans	Tennessee Tech	Dec. 15, 1969
	26	Mike Nau	Lamar	Feb. 14, 1967

FIELD GOAL PERCENTAGE (Min. 5 Made)

	Pct. (FG-A)	Player	Opponent	Date
1.	1.000 (10-10)	Jermaine Griffin	at Lamar	Feb. 14, 2008
	1.000 (10-10)	Ike Mitchell	at Lamar	Jan. 18, 1986
	1.000 (10-10)	Albert Culton	vs. Valpariso	Jan. 10, 1981
	1.000 (9-9)	Erick Neal	at Rice	Nov. 29, 2015
	1.000 (9-9)	Roger Shute	at TAMU-Kingsville	Jan. 19, 1976
	1.000 (7-7)	Jorge Bilbao	at Louisiana	Feb. 7, 2015
	1.000 (7-7)	Jermaine Griffin	UT Tyler	Nov. 11, 2006
	1.000 (7-7)	Steven Thomas	at New Mexico State	Nov. 26, 2004
	1.000 (6-6)	Andres Ibarguen	vs. Georgia Southern	Mar. 16, 2019
	1.000 (6-6)	Johnny Hamilton	Rice	Nov. 29, 2017
	1.000 (6-6)	Jordan Reves	Houston Baptist	Jan. 5, 2011
	1.000 (6-6)	Keith Howell	UT Permian Basin	Dec. 5, 2003
	1.000 (6-6)	Donald Harris	at Baylor	Nov. 21, 2001
	1.000 (5-5)	Link Kabadyundi	at Alabama	Nov. 21, 2017
	1.000 (5-5)	Kennedy Eubanks	at Georgia Southern	Feb. 4, 2016
	1.000 (5-5)	Anthony Walker	at South Alabama	Mar. 8, 2014
	1.000 (5-5)	Anthony Walker	at Oklahoma	Dec. 17, 2013
	1.000 (5-5)	Vincent Dillard	Samford	Nov. 12, 2013
	1.000 (5-5)	Brandon Edwards	Central Arkansas	Feb. 7, 2011
	1.000 (5-5)	Anthony Vereen	vs. Schreiner	Nov. 26, 2007
	1.000 (5-5)	Jermaine Griffin	vs. UC Riverside	Nov. 12, 2007
	1.000 (5-5)	Jermaine Griffin	San Diego	Dec. 4, 2004
	1.000 (5-5)	Bill Washington	at Arkansas State	Dec. 6, 1997
	1.000 (5-5)	Jesse Kemp	Lamar	Jan. 22, 1976

3-POINTERS MADE

	No.	Player	Opponent	Date
1.	9	Erick Neal	at ULM	Feb. 15, 2018
	9	Willie Brand	Northwestern State	Feb. 14, 1991
3.	8	Eric Gore	at Charleston Southern	Dec. 28, 1991
4.	7	Erick Neal	Georgia State	Feb. 24, 2018
	7	Kevin Hervey	at Louisiana	Mar. 4, 2017
	7	Jamel Outler	vs Houston Baptist	Nov. 22, 2014
	7	Kevin Butler	at Idaho	Feb. 14, 2013
	7	LaMarcus Reed III	at A&M-Corpus Christi	Mar. 2, 2011
	7	Roge'r Guignard	at UTSA	Feb. 20, 2008
	7	Roge'r Guignard	vs. Hardin-Simmons	Dec. 29, 2007
	7	Brady Dawkins	at Nicholls	Feb. 23, 2006
	7	Jabari Johnson	at ULM	Mar. 1, 2001
	7	Jabari Johnson	McNeese State	Jan. 27, 2000
	7	Ronald Smith	McNeese State	Feb. 13, 1993
	7	Ronald Smith	Stephen F. Austin	Jan. 23, 1993
	7	Darrell Harmon	UTSA	Jan. 2, 1992
	7	Glover Cody	McNeese State	Feb. 21, 1991
	7	Rodrick Ford	UT Pan American	Dec. 19, 1988
	7	Rodrick Ford	at UT Pan American	Dec. 19, 1987

3-POINT ATTEMPTS

	No.	Player	Opponent	Date
1.	17	Roge'r Guignard	at UTSA	Feb. 20, 2008
2.	16	Roge'r Guignard	at Texas Southern	Dec. 20, 2006
	16	Robert Mays	Nicholls	Dec. 3, 1990
4.	15	Erick Neal	at South Alabama	Jan. 16, 2016
	15	Reger Dowell	at Georgia State	Feb. 1, 2014
	15	Jabari Johnson	McNeese State	Jan. 27, 2000
	15	Leonard Wilson	at Northwestern State	Feb. 1, 1992
	15	Bobby Kenyon	McNeese State	Feb. 21, 1991
	15	Ronnie Pruitt	McNeese State	Feb. 21, 1991
10.	14	Erick Neal	at Georgia State	Jan. 25, 2018
	14	Reger Dowell	Troy	Jan. 23, 2014
	14	Ronald Smith	Stephen F. Austin	Jan. 23, 1993
	14	Eric Gore	at Stephen F. Austin	Jan. 11, 1992
	14	Eric Gore	at Charleston Southern	Dec. 28, 1991
	14	Robert Mays	at New Mexico	Nov. 23, 1990
16.	13	Edric Dennis	at Coastal Carolina	Jan. 12, 2019
	13	Kevin Hervey	Georgia State	Feb. 24, 2018
	13	Brandon Long	at Houston Baptist	Nov. 29, 2008
	13	Brandon Long	at Texas Southern	Dec. 20, 2006
	13	Steven Barber	McNeese State	Jan. 27, 2000
	13	Anthony Durham	McNeese State	Jan. 30, 1997
	13	Willie Brand	Sam Houston State	Jan. 11, 1990
	13	Willie Brand	UTSA	Nov. 28, 1988

3-POINT PERCENTAGE (Min. 5 Made)

	Pct. (FG-A)	Player	Opponent	Date
1.	1.000 (7-7)	Kevin Butler	at Idaho	Feb. 14, 2013
	1.000 (5-5)	**Jabari Narcis**	**at #8 Gonzaga**	**Nov. 19, 2019**
	1.000 (5-5)	Scott Cross	UTSA	Feb. 14, 1998

SINGLE-GAME INDIVIDUAL PROGRAM RECORDS

FREE THROWS MADE

	No.	Player	Opponent	Date
1.	20	Paul Renfro	Louisiana	Feb. 19, 1979
2.	19	Eddie Stallings	West Texas A&M	Jan. 2, 1969
3.	18	Dink Ford	TAMU-Commerce	Dec. 12, 1964
4.	17	Jerry Janek	Texas Wesleyan	Dec. 29, 1962
5.	16	Steven Thomas	San Diego	Dec. 4, 2004
	16	Steven Thomas	at UTSA	Jan. 10, 2004
	16	Dink Ford	vs. Texas Wesleyan	Dec. 29, 1964
	16	Jerry Janek	vs. Texas Wesleyan	Dec. 29, 1962
9.	15	Edric Dennis	vs. Little Rock	Jan. 19, 2019
	15	Reger Dowell	Western Kentucky	Mar. 1, 2014
	15	Paul Renfro	McNeese State	Feb. 3, 1979
	15	Harvey Harris	Lamar	Dec. 18, 1962
13.	14	Scott Cross	Air Force	Dec. 22, 1997
	14	Eddie Stallings	at Texas Tech	Jan. 20, 1968
	14	Dink Ford	Angelo State	Feb. 8, 1966
	14	Jay Hawley	vs. Texas Wesleyan	Dec. 29, 1960
	14	LaMarcus Reed	at UTSA	Mar. 3, 2012

FREE THROW ATTEMPTS

	No.	Player	Opponent	Date
1.	22	Eddie Stallings	West Texas A&M	Jan. 18, 1969
	22	Steven Thomas	ULM	Jan. 22, 2005
3.	21	Jerry Janek	Texas Wesleyan	Dec. 29, 1962
4.	20	Glover Cody	at Georgia State	Dec. 15, 1990
	20	Paul Renfro	Louisiana	Feb. 19, 1979
6.	19	Bruce Tibbetts	Austin College	Dec. 10, 1964
7.	18	Reger Dowell	Western Kentucky	Mar. 1, 2014
	18	Steven Thomas	Northwestern State	Jan. 12, 2005
	18	Steven Barber	at Sam Houston State	March 6, 2001
	18	Dink Ford	vs. Texas Wesleyan	Dec. 29, 1964

FREE THROW PERCENTAGE (Min. 10 Att.)

	Pct. (FG-A)	Player	Opponent	Date
1.	1.000 (20-20)	Paul Renfro	at Louisiana	Feb. 19, 1979
	1.000 (13-13)	Eddie Stallings	at Houston	Feb. 22, 1968
	1.000 (12-12)	Jordan Reves	at McNeese State	Feb. 22, 2012
	1.000 (12-12)	Derrick Obasohan	at Nicholls	Feb. 28, 2004
	1.000 (12-12)	Brian Myers	at Northwestern State	Feb. 22, 1996
	1.000 (12-12)	Paul Renfro	McNeese State	Jan. 28, 1980
	1.000 (11-11)	Brandon Edwards	at South Alabama	Mar. 8, 2014
	1.000 (11-11)	Rodrick Epps	at Texas State	Feb. 3, 2007
	1.000 (11-11)	Keith Howell	at Northwestern State	Jan. 30, 2003
	1.000 (11-11)	Melvin Polk	at TCU	Dec. 1, 1979
	1.000 (11-11)	Paul Renfro	at Wichita State	Dec. 8, 1978
	1.000 (11-11)	Mike Nau	vs. Austin College	Dec. 29, 1965
	1.000 (10-10)	Rodrick Epps	at AMCC	Feb. 19, 2007
	1.000 (10-10)	Reggie Brown	North Texas	Feb. 3, 1996
	1.000 (10-10)	Keith Cornett	at Northwestern State	Feb. 4, 1995
	1.000 (10-10)	Ricky Leggett	at Baylor	Dec. 16, 1980
	1.000 (10-10)	Melvin Polk	at Baylor	Dec. 16, 1980

REBOUNDS

	No.	Player	Opponent	Date
1.	24	Albert Culton	vs. Northeastern	Jan. 9, 1981
2.	23	Bruce Tibbetts	Austin College	Dec. 10, 1964
	23	Jerry Janek	vs. Texas Wesleyan	Dec. 29, 1962
4.	22	Jermaine Griffin	UT Permian Basin	Dec. 1, 2005
5.	21	Mike Nau	Texas Wesleyan	Dec. 4, 1965
	21	Mike Nau	Austin College	Dec. 13, 1966
	21	Bruce Tibbetts	at McMurry	Jan. 30, 1965
8.	20	Sam Norton	McNeese State	Feb. 11, 1984
	20	Mike Nau	Lamar	Feb. 14, 1967
	20	Sherman Evans	at Samford	Dec. 18, 1971
11.	19	Brandon Edwards	at Troy	Mar. 6, 2014
	19	Johnny McDowell	Sam Houston State	Jan. 21, 1993
	19	Donny Beachum	UT Pan American	Jan. 21, 2004
	19	John Reglin	Lamar	Feb. 14, 1967
	19	John Reglin	Lamar	Jan. 8, 1966
	19	Sam Norton	ULM	Feb. 2, 1984
	19	Sherman Evans	Arkansas	Dec. 13, 1970

OFFENSIVE REBOUNDS (Since 1983-84)

	No.	Player	Opponent	Date
1.	12	Johnny McDowell	UTSA	Jan. 2, 1992
	12	Sam Norton	McNeese State	Feb. 11, 1984
3.	11	Eric Gore	University of Dallas	Dec. 8, 1990
	11	Sam Norton	Louisiana Tech	Mar. 1, 1984
	11	Sam Norton	at Oral Roberts	Jan. 3, 1984
6.	10	Eric Gore	at ULM	Feb. 16, 1991
	10	Michael Beasley	Morehead State	Jan. 3, 1989
8.	9	Johnny Hamilton	vs. Georgia State	Mar. 1, 2018
	9	Bill Washington	at Northwestern State	Feb. 18, 1999
	9	Bill Washington	at UTSA	Jan. 10, 1998
	9	Robert Taylor	Texas Wesleyan	Dec. 17, 1996
	9	Johnny McDowell	Sul Ross State	Dec. 4, 1992
	9	Johnny McDowell	at Northwestern State	Feb. 1, 1992
	9	Leonard Wilson	Nicholls	Dec. 3, 1990
	9	Bill Nygard	Huston-Tillotson	Nov. 29, 1990

DEFENSIVE REBOUNDS (Since 1983-84)

	No.	Player	Opponent	Date
1.	14	Jermaine Griffin	UT Permian Basin	Dec. 1, 2005
	14	Robert Taylor	ULM	Feb. 27, 1997
	14	Sam Norton	North Texas	Feb. 9, 1984
	14	Sam Norton	ULM	Feb. 2, 1984
5.	13	David Azore	at Texas State	Feb. 2, 2019
	13	Kevin Hervey	at UTRGV	Dec. 16, 2018
	13	Kevin Hervey	South Alabama	Feb. 25, 2017
	13	Mack Callier	at Sam Houston State	Feb. 17, 2003
	13	David Allen	North Texas	Jan. 14, 1989
10.	**12**	**David Azore**	**at Georgia Southern**	**Dec. 21, 2019**
	12	Kevin Hervey	Appalachian State	Feb. 1, 2018
	12	Kevin Hervey	at Loyola Marymount	Dec. 22, 2016
	12	Larry Posey	UTSA	Feb. 15, 2007
	12	Steven Thomas	at Stephen F. Austin	Jan. 26, 2006
	12	Anthony Durham	Northwestern State	Mar. 1, 1997
	12	Bill Washington	Jarvis Christian	Dec. 2, 1996
	12	Johnny McDowell	Sam Houston State	Jan. 21, 1993
	12	Johnny McDowell	at Nicholls	Jan. 16, 1993
	12	Johnny McDowell	vs. Gonzaga	Dec. 11, 1992
20.	11	David Azore	at Appalachian State	Jan. 10, 2019
	11	Johnny Hamilton	at Northern Iowa	Dec. 7, 2017
	11	Kevin Hervey	at Grand Canyon	Nov. 20, 2014
	11	Brandon Edwards	vs. ULM	Mar. 13, 2014
	11	Brandon Edwards	at Troy	Mar. 6, 2014
	11	Brandon Edwards	Samford	Nov. 12, 2013
	11	LaMarcus Reed III	vs. Southeastern La	Feb. 19, 2011
	11	Steven Thomas	SE Louisiana	Jan. 19, 2006
	11	Steven Thomas	at South Florida	Dec. 29, 2004
	11	Mack Callier	at Sam Houston State	Mar. 6, 2001
	11	Mack Callier	Texas State	Feb. 12, 2001
	11	Brian Myers	TAMU-Commerce	Dec. 11, 1993

ASSISTS

	No.	Player	Opponent	Date
1.	17	Jermaine Johnson	at Sam Houston State	Dec. 28, 1998
2.	16	Sean Miller	at Northwestern State	Feb. 19, 1994
3.	15	Erick Neal	at Niagara	Nov. 25, 2017
	15	Glover Cody	North Texas	Feb. 15, 1992
	15	Glover Cody	at Northwestern State	Feb. 14, 1991
	15	Glover Cody	at Sam Houston State	Jan. 25, 1991
6.	13	Erick Neal	UT Dallas	Nov. 27, 2017
	13	Erick Neal	at BYU	Mar. 15, 2017
	13	Erick Neal	Louisiana	Jan. 23, 2017
	13	Erick Neal	UT Dallas	Dec. 5 , 2016
	13	Glover Cody	at Iowa State	Dec. 10, 1991
	13	Glover Cody	vs. Army	Nov. 24, 1990
	13	Ronnell Peters	at ULM	Feb. 25, 1984
	13	Ricky Leggett	at Denver	Dec. 12, 1978
	13	Jesse Kemp	McNeese State	Feb. 28, 1977
	13	David Payne	at UT Pan American	Jan. 18, 1971
	13	David Payne	at Texas Wesleyan	Dec. 16, 1969

SINGLE-GAME INDIVIDUAL PROGRAM RECORDS

BLOCKED SHOTS

	No.	Player	Opponent	Date
1.	9	Paul Renfro	Texas Wesleyan	Jan. 18, 1980
2.	8	Miles Robertson	Louisiana Tech	Mar. 1, 1979
3.	7	Johnny Hamilton	at Georgia State	Jan. 25, 2018
4.	6	Johnny Hamilton	Georgia Southern	Feb. 22, 2018
	6	Brandon Williams	vs Howard Payne	Dec. 20, 2014
	6	Jordan Reves	at San Jose State	Jan. 28, 2013
	6	Jordan Reves	vs. Louisiana Tech	Jan. 5, 2013
	6	Jermaine Griffin	at Western Illinois	Dec. 4, 2006
	6	Miles Robertson	St. Edward's	Nov. 26, 1977
	6	Trey Parker	Sam Houston State	Jan. 30, 2008
11.	5	Brandon Edwards	ULM	Jan. 9, 2014
	5	Jermaine Griffin	at Texas State	Feb. 3, 2007
	5	Jermaine Griffin	UT Tyler	Nov. 11, 2006
	5	Roy Johnson	at Northwestern State	Feb. 26, 2004
	5	Jermaine Johnson	at UTSA	Jan. 7, 1999
	5	Johnny McDowell	McNeese State	Jan. 25, 1992
	5	Ralph McPherson	Arkansas State	Feb. 16, 1981
	5	Albert Culton	McNeese State	Feb. 7, 1981

STEALS

	No.	Player	Opponent	Date
1.	8	Bill Washington	McNeese State	Jan. 27, 2000
	8	Leonard Wilson	Nicholls	Dec. 3, 1990
3.	7	Bill Washington	Stephen F. Austin	Feb. 11, 1999
	7	Bill Washington	McMurry	Nov. 24, 1998
	7	Glover Cody	at North Texas	Feb. 28, 1991
	7	Rodrick Ford	US International	Feb. 5, 1987
	7	Rodrick Ford	at Stephen F. Austin	Jan. 16, 1987
	7	Ronnell Peters	Arkansas State	Feb. 1, 1986

TURNOVERS

	No.	Player	Opponent	Date
1.	12	Ricky Leggett	at Lamar	Mar. 4, 1978
2.	11	Erick Neal	at Georgia Southern	Jan. 27, 2018
	11	Johnny Hill	at Georgia State	Jan. 15, 2015
	11	Ronnie Marsh	at Hardin-Simmons	Feb. 2, 1974
5.	10	Lonnie McClanahan	at Texas State	Jan. 18, 2014
	10	Josh Daniel	ULM	Mar. 7, 2003
	10	Miles Robertson	at Lamar	Feb. 10, 1979
	10	Ricky Leggett	at Baylor	Dec. 16, 1980
	10	Greg Stuckey	at Lamar	Feb. 24, 1977

MINUTES PLAYED (Since 1973-74)

	No.	Player	Opponent	Date
1.	50	Jermaine Johnson	at Sam Houston State	Dec. 28, 1998
2.	49	Keith Howell	ULM	Mar. 7, 2003
	49	Donald Harris	at Sam Houston State	Dec. 28, 1998
4.	47	Rickey Leggett	McNeese State	Jan. 28, 1980
	47	Jeffrey Stewart	McNeese State	Jan. 28, 1980
	47	Miles Robertson	at Pepperdine	Dec. 9, 1977
	47	Cal Tate	at Pepperdine	Dec. 9, 1977
8.	46	Rodrick Epps	at TCU	Nov. 18, 2006
	46	Larry Posey	at TCU	Nov. 18, 2006
	46	Donald Harris	at Stephen F. Austin	Feb. 6, 1999
	46	Bill Washington	at Stephen F. Austin	Feb. 6, 1999
12.	45	Jarrett Howell	at Sam Houston State	Mar. 7, 2006
	45	Josh Daniel	ULM	Mar. 7, 2003
	45	Keith Greene	at Stephen F. Austin	Feb. 6, 1999
	45	Reggie Brown	Sam Houston State	Feb. 13, 1997
	45	Doug Gann	vs. UNC Wilmington	Dec. 30, 1989
	45	Danny Johnson	Texas Southern	Jan. 13, 1983
	45	Ronny Newton	Louisiana Tech	Feb. 21, 1977
	45	Greg Stuckey	Louisiana Tech	Feb. 21, 1977
	45	Jesse Kemp	Louisiana Tech	Feb. 21, 1977
	45	Darnell Johnson	Louisiana Tech	Feb. 21, 1977
	45	Jesse Kemp	North Texas	Jan. 12, 1977

SINGLE-GAME TEAM PROGRAM RECORDS

POINTS

Total (Score)	Opponent	Date
1. 154 (154-85)	Huston-Tillotson	Nov. 29, 1990
2. 149 (149-86)	University of Dallas	Dec. 8, 1990
3. 138 (138-135, 3OT)	Lamar	Feb. 14, 1966
4. 130 (130-64)	Huston-Tillotson	Nov. 28, 1991
5. 126 (126-73)	Texas Wesleyan	Dec. 7, 1981
6. 124 (124-123, 3OT)	at Sam Houston State	Dec. 28, 1998
7. 121 (121-61)	Schreiner	Dec. 3, 1992
8. 118 (118-84)	at Texas State	Feb. 9, 1991
9. 117 (117-115)	Nicholls	Dec. 3, 1990
10. 116 (116-87)	St. Edward's	Nov. 26, 1977
11. 115 (115-109)	North Texas	Feb. 25, 1991
115 (115-100)	Texas Wesleyan	Jan. 2, 1965
13. 114 (114-78)	Texas Wesleyan	Dec. 17, 1968
14. 113 (113-81)	vs. San Francisco	Nov. 29, 1991
113 (113-104)	at Georgia State	Dec. 15, 1990
113 (113-85)	SE Louisiana	Dec. 1, 1990
113 (113-109, OT)	at Texas Wesleyan	Jan. 30, 1968
18. 111 (111-64)	Howard Payne	Nov. 13, 2013
111 (111-77)	McNeese State	Feb. 7, 1981
111 (111-92)	Abilene Christian	Jan. 31, 1970
111 (111-120)	Lamar	Feb. 6, 1968
22. 110 (110-103)	at Texas State	Feb. 3, 2007
110 (110-85)	Georgia State	Dec. 7, 1991
110 (110-92)	Texas Wesleyan	Jan. 8, 1987
110 (110-116)	at Sam Houston State	Dec. 11, 1967
110 (110-93)	Texas Wesleyan	Dec. 3 1964
27. 109 (109-96)	Hardin-Simmons	Dec. 11, 1978
28. 108 (108-71)	Louisiana	Jan. 23, 2017
108 (108-84)	at Nicholls	Jan. 2, 1991
108 (108-103)	UT Pan American	Feb. 26, 1968
108 (108-116)	Angelo State	Dec. 21, 1967
108 (108-95)	Trinity	Jan. 10, 1966
33. 107 (107-65)	Texas A&M-Kingsville	Nov. 29, 1982
34. 106 (106-76)	Tarleton State	Nov. 29, 1986
106 (106-116)	at Drake	Dec. 22, 1979
106 (106-72)	Abilene Christian	Feb. 19, 1973
37. 105 (105-89)	at BYU	Mar. 15, 2017
105 (105-63)	Austin College	Jan. 30, 2007
105 (105-91)	Sul Ross State	Dec. 4, 1992
40. 104 (104-106)	Louisiana	Feb. 27, 1978
104 (104-100)	vs.Texas Wesleyan	Dec. 28, 1964
42. 103 (103-45)	Hardin-Simmons	Dec. 29, 2001
103 (103-88)	McNeese State	Feb. 20, 1992
103 (103-86)	Texas Wesleyan	Jan. 19, 1981
103 (103-115)	at Louisiana	Feb. 19, 1979
103 (103-70)	at Tarleton State	Feb. 1, 1966
103 (103-92)	Lamar	Feb. 27, 1965
48. 102 (102-72)	Texas Southern	Nov. 14, 2007
102 (102-108)	Denver	Dec. 12, 1977
102 (102-104, 2OT)	Texas Southern	Jan. 13, 1983
102 (102-90)	Texas Wesleyan	Dec. 4, 1965
102 (102-88)	at Texas Wesleyan	Jan. 25, 1964
53. 101 (101-85)	vs. Texas Wesleyan	Dec. 22, 2009
101 (101-123)	at Northwestern State	Feb. 19, 1994
101 (101-45)	Austin College	Dec. 3, 1991
101 (101-95)	Texas State	Jan. 12, 1991
101 (101-105, OT)	North Texas	Jan. 12, 1977
101 (101-110)	at North Texas	Jan. 14, 1976
101 (101-82)	UT Pan American	Jan. 21, 1971
101 (101-110)	Texas Wesleyan	Dec. 13, 1967
61. 100 (100-97, 2OT)	at UTSA	Jan. 17, 2009
100 (100-85)	McNeese State	Feb. 18, 1995
100 (100-97, 2OT)	TAMU-Commerce	Dec. 11, 1993
100 (100-78)	at Sam Houston State	Feb. 20, 1993
100 (100-90)	North Texas	Feb. 15, 1992
100 (100-79)	US International	Feb. 5, 1987
100 (100-87)	McNeese State	Mar. 3, 1981
100 (100-74)	Hardin-Simmons	Jan. 12, 1981
100 (100-85)	McNeese State	Feb. 3, 1979
100 (100-89)	at Angelo State	Jan. 1, 1970
100 (100-92)	West Texas A&M	Mar. 1, 1968

In A Loss

111 (111-120)	Lamar	Feb. 6, 1968

POINTS IN AN OVERTIME GAME

Total (Score)	Opponent	Date
1. 138 (138-135, 3OT)	Lamar	Feb. 14, 1966
2. 124 (124-123, 3OT)	at Sam Houston State	Dec. 28, 1998
3. 118 (118-117, 4OT)	Hardin-Simmons	Dec. 11, 1971
4. 113 (113-109, OT)	at Texas Wesleyan	Jan. 30, 1968
5. 102 (102-104, 2OT)	Texas Southern	Jan. 13, 1983
6. 101 (101-105, OT)	North Texas	Jan. 12, 1977
7. 100 (100-97, 2OT)	at UTSA	Jan. 17, 2009
100 (100-97, 2OT)	Texas A&M Commerce	Dec. 11, 1993

POINTS AT HOME

Total (Score)	Opponent	Date
1. 154 (154-85)	Huston-Tillotson	Nov. 29, 1990
2. 149 (149-86)	University of Dallas	Dec. 8, 1990
3. 138 (138-135, 3OT)	Lamar	Feb. 14, 1966
4. 130 (130-64)	Huston-Tillotson	Nov. 28, 1991
5. 126 (126-73)	Texas Wesleyan	Dec. 7, 1981
6. 121 (121-61)	Schreiner	Dec. 3, 1992
7. 118 (118-117, 4OT)	Hardin-Simmons	Dec. 11, 1971
8. 117 (117-115)	Nicholls	Dec. 3, 1990
9. 116 (116-87)	St. Edward's	Nov. 26, 1977
10. 115 (115-100)	Texas Wesleyan	Jan. 2, 1965

In Conference Play

117 (117-115)	Nicholls	Dec. 3, 1990

vs. Non-Conference Opponent

154 (154-85)	Huston-Tillotson	Nov. 29, 1990

POINTS ON THE ROAD

Total (Score)	Opponent	Date
1. 124 (124-123, 3OT)	at Sam Houston State	Dec. 28, 1998
2. 118 (118-84)	at Texas State	Feb. 9, 1991
3. 113 (113-104)	at Georgia State	Dec. 15, 1990
113 (113-109, OT)	at Texas Wesleyan	Jan. 30, 1968
5. 110 (110-103)	at Texas State	Feb. 3, 2007
110 (110-116)	at Sam Houston State	Dec. 11, 1967
7. 108 (108-84)	at Nicholls	Jan. 2, 1991
8. 106 (106-116)	at Drake	Dec. 22, 1979
9. 103 (103-72)	at SE Louisiana	Jan. 4, 1991
103 (103-115)	at Louisiana	Feb. 19, 1979
103 (103-70)	at Tarleton State	Feb. 1, 1966

POINTS AT A NEUTRAL SITE

Total (Score)	Opponent	Date
1. 113 (113-81)	vs. San Francisco	Nov. 29, 1991
2. 104 (104-100)	vs.Texas Wesleyan	Dec. 28, 1964

LARGEST COMBINED SCORE

Total (Score)	Opponent	Date
1. 273 (138-135, 3OT)	Lamar	Feb. 14, 1966
2. 247 (124-123, 3OT)	at Sam Houston State	Dec. 28, 1998
3. 239 (154-85)	Huston-Tillotson	Nov. 29, 1990
4. 235 (149-86)	University of Dallas	Dec. 8, 1990
235 (118-117, 4OT)	Hardin-Simmons	Dec. 11, 1971
6. 232 (117-115)	Nicholls	Dec. 3, 1990
7. 231 (111-120)	Lamar	Feb. 6, 1968
8. 226 (110-116)	at Sam Houston State	Dec. 11, 1967
9. 224 (101-123)	at Northwestern State	Feb. 19, 1994
224 (115-109)	North Texas	Feb. 25, 1991
224 (108-116)	Angelo State	Dec. 21, 1967

POINTS IN A HALF

Total (Half)	Opponent	Date
1. 90 (2nd)	Huston-Tillotson	Nov. 29, 1990
2. 78 (1st)	University of Dallas	Dec. 8, 1990
3. 69 (2nd)	Nicholls	Jan. 24, 1998
4. 72 (2nd)	at Texas State	Feb. 9, 1991
5. 71 (2nd)	University of Dallas	Dec. 8, 1990
6. 70 (2nd)	at SE Louisiana	Jan. 4, 1991
7. 69 (2nd)	at Georgia State	Dec. 15, 1990
69 (1st)	Austin College	Dec. 13, 1966
9. 68 (2nd)	Louisiana	Jan, 23, 2017
68 (2nd)	at Nicholls	Jan. 2, 1991
11. 67 (2nd)	Texas Wesleyan	Dec. 7, 1981

SINGLE-GAME TEAM PROGRAM RECORDS

FIELD GOALS MADE

Total	Opponent	Date
1. 60	Huston-Tillotson	Nov. 29, 1990
2. 57	Lamar	Feb. 14, 1967
3. 53	University of Dallas	Dec. 8, 1990
53	Texas Wesleyan	Dec. 7, 1981
5. 50	Huston-Tillotson	Nov. 26, 1991
6. 47	St. Edward's	Nov. 26, 1977
47	at Texas Wesleyan	Jan. 30, 1968
8. 45	Schreiner	Dec. 3, 1992
45	Abilene Christian	Jan. 31, 1970
10. 44	Nicholls	Dec. 3, 1990
44	Tarleton State	Nov. 29, 1986
44	North Texas	Jan. 12, 1977
44	UT Pan American	Jan. 21, 1971
44	Texas Wesleyan	Dec. 17, 1968

FIELD GOALS ATTEMPTED

Total	Opponent	Date
1. 122	Huston-Tillotson	Nov. 29, 1990
2. 105	at New Mexico	Nov. 23, 1990
3. 102	University of Dallas	Dec. 8, 1990
102	Nicholls	Dec. 3, 1990
5. 101	Hardin-Simmons	Dec. 11, 1971
6. 100	South Dakota State	Dec. 6, 1971
7. 98	North Texas	Jan. 12, 1977
8. 97	Lamar	Feb. 14, 1967
9. 95	Texas Wesleyan	Dec. 4, 1965
10. 94	at Denver	Jan. 8, 1975
94	Texas Wesleyan	Dec. 3, 1964

FIELD GOAL PERCENTAGE (Min. 30 Made)

Pct. (FG-A)	Opponent	Date
1. .723 (34-47)	UT Tyler	Dec. 22, 2004
2. .680 (53-78)	Texas Wesleyan	Dec. 7, 1981
3. .667 (34-51)	Central Arkansas	Feb. 7, 2011
.667 (32-48)	vs. Valparaiso	Jan. 10, 1981
5. .660 (40-62)	at Texas Wesleyan	Jan. 2, 1965
6. .653 (32-49)	at ULM	Feb. 1, 2003
7. .642 (34-53)	vs. Georgia State	Dec. 22, 1984
8. .639 (39-61)	vs. Schreiner	Nov. 26, 2007
9. .635 (33-52)	at UTSA	Feb. 19, 1996
10. .630 (42-67)	Oklahoma State	Jan. 14, 1984
.630 (36-57)	Oral Roberts	Jan. 23, 1982

3-POINTERS MADE

Total	Opponent	Date
1. 17	Bradley	Dec. 8, 2015
2. 16	Texas State	Jan. 12, 1991
3. 15	**UT Dallas**	**Nov. 5, 2019**
15	at South Alabama	Feb. 28, 2019
15	at Arkansas State	Jan. 13, 2018
15	Coastal Carolina	Dec. 31, 2016
15	at Northwestern State	Jan. 6, 2000
15	at TCU	Dec. 19, 1999
15	UTSA	Jan. 2, 1992
15	at Northwestern State	Feb. 14, 1991
15	Huston-Tillotson	Nov. 29, 1990
12. 14	Georgia Southern	Jan. 2, 2016
14	UT Tyler	Nov. 16, 2010
14	McNeese State	Jan. 27, 2000
14	at Nicholls	Jan. 15, 2000
14	vs. San Francisco	Nov. 29, 1991
14	at SE Louisiana	Jan. 4, 1991

3-POINTERS ATTEMPTED

Total	Opponent	Date
1. 42	at South Alabama	Jan. 16, 2016
2. 40	at Northwestern State	Feb. 1, 1992
3. 39	McNeese State	Jan. 27, 2000
39	at ULM	Jan. 8, 2000
39	Nicholls	Dec. 3, 1990
6. 38	Little Rock	Jan. 23, 2016
38	Coastal Carolina	Dec. 31, 2016
38	at Texas Southern	Dec. 20, 2006
9. 37	**UT Dallas**	**Nov. 5, 2019**
37	at North Texas	Nov. 30, 2010
11. 36	**at Nevada**	**Nov. 12, 2019**
36	Rice	Nov. 29, 2017
36	McNeese State	Feb. 21, 1991
36	Huston-Tillotson	Nov. 29, 1990

3-POINT PERCENTAGE (Min. 10 Made)

Pct. (FG-A)	Opponent	Date
1. .706 (12-17)	McNeese State	Feb. 18, 1995
2. .700 (14-20)	at SE Louisiana	Jan. 4, 1991
3. .625 (10-16)	Appalachian State	Feb. 1, 2018
4. .619 (13-21)	Houston Baptist	Nov. 22, 2014
5. .577 (15-26)	at South Alabama	Feb. 28, 2019
6. .556 (15-27)	at Arkansas State	Jan. 13, 2018
7. .545 (12-22)	at Troy	Mar. 2, 2019
.545 (12-22)	at Georgia Southern	Feb. 20, 2017

FREE THROWS MADE

Total	Opponent	Date
1. 42	Schreiner	Dec. 3, 1992
2. 41	Sam Houston State	Dec. 9, 1968
3. 38	San Diego	Dec. 4, 2004
4. 36	McNeese State	Feb. 3, 1979
36	Missouri-Rolla	Dec. 18, 1968
6. 35	Texas Lutheran	Nov. 12, 2010
35	at Texas State	Feb. 3, 2007
35	at Georgia State	Dec. 15, 1990
35	West Texas A&M	Jan. 2, 1969
35	at Texas Wesleyan	Jan. 2, 1965

FREE THROW ATTEMPTS

Total	Opponent	Date
1. 60	Sam Houston State	Dec. 9, 1968
2. 54	McNeese State	Feb. 23, 1981
3. 52	North Texas	Feb. 25, 1991
4. 49	Hardin-Simmons	Dec. 11, 1971
5. 48	North Texas	Jan. 12, 1980
48	Missouri-Rolla	Dec. 18, 1968
7. 47	San Diego	Dec. 4, 2004
8. 46	Texas Lutheran	Nov. 12, 2010
46	at Texas State	Jan. 30. 2010
46	at Arkansas	Nov. 22, 1999
46	UTSA	Dec. 4, 1989
46	West Texas A&M	Jan. 2, 1969

FREE THROW PERCENTAGE (Min. 20 Made)

Pct. (FT-A)	Opponent	Date
1. .964 (27-28)	at Houston	Feb. 22, 1968
2. .952 (20-21)	at Northwestern State	Mar. 8, 2005
3. .917 (33-36)	at Louisiana	Feb. 19, 1979
4. .875 (21-24)	at South Alabama	Jan. 16, 2016
5. .872 (34-39)	Little Rock	Jan. 19, 2019
6. .862 (25-29)	Texas State	Mar. 1, 2016
7. .857 (24-28)	UC Davis	Nov. 18, 2018

REBOUNDS

Total	Opponent	Date
1. 80	Huston-Tillotson	Nov. 29, 1990
2. 72	Hardin-Simmons	Dec. 11, 1971
3. 67	at West Texas A&M	Feb. 2, 1970
67	Lamar	Feb. 14, 1967
67	at Trinity	Feb. 23, 1965
6. 66	Nicholls	Dec. 3, 1990
7. 65	Jarvis Christian	Dec. 2, 1996
8. 64	Schreiner	Dec. 3, 1992
64	US International	Feb. 5, 1987
64	vs. Austin College	Dec. 30, 1964

REBOUND MARGIN

Margin	Opponent	Date
1. +36 (64-28)	Schreiner	Dec. 3, 1992
+36 (80-44)	Huston-Tillotson	Nov. 29, 1990
3. +35 (59-24)	Sul Ross State	Dec. 21, 2015
+35 (59-24)	Northwestern State	Feb. 27, 1992
5. +34 (65-31)	Jarvis Christian	Dec. 2, 1996
6. +32 (54-22)	at Nicholls	Dec. 22, 2001
7. +27 (51-24)	vs. Texas Southern	Nov. 14, 2007
8. +26 (48-22)	**at ULM**	**Jan. 18, 2020**
+26 (44-18)	Nicholls	Feb. 15, 2003
10. +25 (52-27)	ULM	Jan. 19, 1991
+25 (59-34)	Lamar	Jan. 8, 1966

SINGLE-GAME TEAM PROGRAM RECORDS

PERSONAL FOULS

Total	Opponent	Date
1. 42	Hardin-Simmons	Dec. 11, 1971
2. 40	at Arkansas State	Jan. 26, 1980
3. 39	at North Texas	Feb. 10, 1983
4. 37	McNeese State	Feb. 23, 1981
5. 36	North Texas	Nov. 18, 2009
36	at Sam Houston State	Dec. 28, 1998
7. 35	at Arkansas	Nov. 23, 2018
35	Arkansas State	Feb. 27, 2016
35	at Sam Houston State	Feb. 22, 2007
35	at Louisiana Tech	Jan. 27, 1979
35	at Denver	Jan. 10, 1976
35	at US International	Feb. 21, 1967

ASSISTS

Total	Opponent	Date
1. 34	Georgia State	Dec. 7, 1991
2. 33	Huston-Tillotson	Nov. 26, 1991
3. 32	Lamar	Feb. 18, 1980
4. 31	Texas Wesleyan	Dec. 7, 1981
5. 30	at Sam Houston State	Feb. 20, 1993
30	Nicholls	Feb. 11, 1993
30	Lamar	Feb. 24, 1979
8. 29	at Northwestern State	Feb. 14, 1991
29	vs. Northwestern State	Mar. 8, 1988
29	North Texas	Feb. 7, 1987
29	Denver	Dec. 12, 1977

TURNOVERS

Total	Opponent	Date
1. 38	at New Mexico State	Nov. 28, 1975
2. 36	at Houston Baptist	Jan. 9, 1978
36	at Lamar	Feb. 24, 1977
4. 34	UC San Diego	Jan. 4, 1978
34	at Pepperdine	Dec. 9, 1977
6. 33	at Nebraska	Dec. 21, 1992
33	at Lamar	Feb. 10, 1979
8. 32	at Nicholls	Jan. 6, 1994
32	at Hardin-Simmons	Feb. 2, 1974

BLOCKS

Total	Opponent	Date
1. 10	Howard Payne	Dec. 20, 2014
10	Hardin-Simmons	Dec. 29, 2001
10	St. Edward's	Jan. 26, 1987

STEALS

Total	Opponent	Date
1. 22	University of Dallas	Dec. 8, 1990
2. 21	Huston-Tillotson	Nov. 26, 1991
3. 19	St. Edward's	Dec. 4, 1978
19	Houston Baptist	Dec. 13, 2012
5. 18	Howard Payne	Nov. 13, 2013
18	at UTSA	Feb. 6, 1986
7. 17	Sul Ross State	Dec. 21, 2015
17	Houston Baptist	Jan. 25, 2010
17	SE Louisiana	Jan. 3, 1987
17	at Arkansas State	Jan. 26, 1981
17	Westmont	Dec. 1, 1980

PLAYERS IN DOUBLE-FIGURE POINTS

Total	Opponent	Date
8	Texas Wesleyan	Dec. 7, 1981
7	Austin College	Jan. 30, 2007
7	at Sam Houston State	Dec. 28, 1998
7	Wayland Baptist	Dec. 1, 1971
6, 25x	Last Time: Akron	Mar. 20, 2017

PLAYERS WITH DOUBLE-FIGURE REBOUNDS

Total	Opponent	Date
4	Huston-Tillotson	Nov. 29, 1990
4	at West Texas A&M	Feb. 2, 1970
3	Arkansas State	Jan. 21, 2016
3	at Texas Wesleyan	Dec. 11, 1980
3	Adams State	Dec. 19, 1974
3	Lamar	Feb. 26, 1972
3	Arkansas State	March 2, 1970
3	Lamar	Feb. 14, 1967
3	at Trinity	Feb. 23, 1965
3	Texas Wesleyan	Dec. 3, 1964
2, 78x	Last: Northern Iowa	Nov. 10, 2018

PLAYERS WITH 20+ POINTS

Total	Opponent	Date
5	Huston-Tillotson	Nov. 29, 1990
4	North Texas	Feb. 25, 1991
4	University of Dallas	Dec. 8, 1990
3	at Sam Houston State	Jan. 28, 1998
3	at Sam Houston State	Feb. 20, 1993
3	North Texas	Feb. 15, 1992
3	at Sam Houston State	Jan. 9, 1992
3	Nicholls	Dec. 3, 1990
3	SE Louisiana	Dec. 1, 1990
3	at ULM	Mar. 4, 1989
3	Oklahoma State	Jan. 14, 1984
3	vs. Northeastern	Jan. 9, 1981
3	at Centenary	Jan. 5, 1981
3	McNeese State	Jan. 28, 1980
3	Texas A&M Kingsville	Feb. 7, 1976
3	Lamar	Feb. 14, 1967

SINGLE-GAME TEAM PROGRAM RECORDS

FEWEST POINTS

Total (Score)	Opponent	Date
1. 31 (31-36)	at SMU	Dec. 16, 1989
2. 35 (35-50)	Denver	Dec. 31, 2012
3. 41 (41-57)	at SE Louisiana	Jan. 8, 2005
4. 42 (42-41)	SE Louisiana	Nov. 30, 1983
5. 43 (43-51)	ULM	Feb. 27, 1997
43 (43-64)	East Texas Baptist	Dec. 6, 1962
43 (43-42)	vs. Oklahoma Baptist	Dec. 29, 1961
8. 44 (44-92)	at Kentucky	Nov. 25, 2014
44 (44-71)	at Stephen F. Austin	Jan. 24, 2004
44 (44-61)	Seattle	Jan. 17, 2013
44 (44-69)	at Oklahoma State	Dec. 19, 2013
12. 45 (45-65)	at Missouri	Dec. 4, 2018
45 (45-76)	at Texas	Nov. 7, 2002
45 (45-66)	at Texas State	Jan. 9, 1998
In a Win		
42 (42-41)	SE Louisiana	Nov. 30, 1983
In Conference Play		
35 (35-50)	Denver (Western Athletic Conference)	Dec. 31, 2012
vs. Non-Conference Opponent		
31 (31-36)	at SMU	Dec. 16, 1989

FEWEST POINTS AT HOME

Total (Score)	Opponent	Date
1. 42 (42-41)	SE Louisiana	Nov. 30, 1983
2. 43 (43-51)	ULM	Feb. 27, 1997
43 (43-64)	East Texas Baptist	Dec. 6, 1962
4. 44 (44-61)	Seattle	Jan. 17, 2013
5. 46 (46-64)	Boise State	Jan. 2, 2013
46 (46-64)	Oklahoma Baptist	Dec. 5, 1961
7. 47 (47-55)	UT Pan American	Dec. 21, 1959
8. 48 (48-52)	ULM	Feb. 29, 1992
48 (48-49)	McNeese State	Feb. 12, 1983

FEWEST POINTS ON THE ROAD

Total (Score)	Opponent	Date
1. 31 (31-36)	SMU	Dec. 16, 1989
2. 41 (41-57)	SE Louisiana	Jan. 8, 2005
3. 44 (44-69)	Oklahoma State	Dec. 19, 2012
44 (44-71)	Stephen F. Austin	Jan. 24, 2004
5. 45 (45-65)	Missouri	Dec. 4, 2018
45 (45-76)	Texas	Nov. 7, 2002
45 (45-66)	Texas State	Jan. 9, 1998
8. 47 (47-67)	**#14 Oregon**	**Nov. 17, 2019**
9. 48 (48-66)	Nicholls	Jan. 8, 2011
10. 49 (49-76)	SE Missouri State	Jan. 7, 1985
49 (49-81)	Memphis	Dec. 4, 1968
12. 50 (50-57)	**Appalachian State**	**Feb. 6, 2020**
50 (50-47)	Texas State	Feb. 27, 2003
50 (50-106)	Creighton	Nov. 17, 2002
50 (50-70)	Hardin-Simmons	Jan. 9, 1975
50 (50-65)	ULM	Mar. 6, 1990
50 (50-64)	Sam Houston State	Dec. 11, 1959

FEWEST POINTS AT A NEUTRAL SITE

Total (Score)	Opponent	Date
43 (43-42)	Oklahoma Baptist	Dec. 29, 1961
49 (49-61)	UNC Greensboro	Nov. 15, 2005
49 (49-68)	Trinity	Dec. 29, 1960
50 (50-81)	McNeese State	March 5, 1997

SMALLEST COMBINED SCORE

Total (Score)	Opponent	Date
1. 67 (31-36)	at SMU	Dec. 16, 1989
2. 83 (42-41)	SE Louisiana	Nov. 30, 1983
3. 85 (35-50)	Denver	Dec. 31, 2012
85 (43-42)	vs. Oklahoma Baptist	Dec. 29, 1961
5. 94 (43-51)	ULM	Feb. 27, 1997
6. 97 (48-49)	McNeese State	Feb. 12, 1983
7. 98 (41-57)	at SE Louisiana	Jan. 8, 2005
8. 100 (48-52)	ULM	Feb. 29, 1992
9. 102 (47-55)	UT Pan American	Dec. 21, 1959
10. 104 (56-48)	at Texas State	Jan. 18, 2014
11. 107 (50-57)	**at Appalachian State**	**Feb. 6, 2020**
107 (43-64)	East Texas Baptist	Dec. 6, 1962
13. 108 (52-56)	at Little Rock	Feb. 14, 2019
14. 109 (54-55)	Troy	Jan. 31, 2015
15. 110 (45-65)	at Missouri	Dec. 4, 2018
110 (49-61)	vs. UNC Greensboro	Nov. 15, 2005
110 (46-64)	Oklahoma Baptist	Dec. 5, 1961

FEWEST POINTS IN A HALF

Total (Half)	Opponent	Date
1. 8 (2nd)	at SMU	Dec. 16, 1989
2. 12 (1st)	at Kentucky	Nov. 25, 2014
3. 14 (1st)	Little Rock	Jan. 23, 2016
4. 15 (1st)	at Toledo	Dec. 29, 1989
5. 17 (1st)	Denver	Dec. 31, 2012
17 (1st)	at Oklahoma State	Dec. 17, 2012
17 (1st)	at Nicholls	Jan. 8, 2011
17 (1st)	at Stephen F. Austin	Jan. 27, 2007
17 (1st)	at New Mexico	Dec. 29, 2005
17 (1st)	vs. UNC Greensboro	Nov. 15, 2005
17 (1st)	at ULM	Jan. 23, 1997
17 (1st)	at Texas A&M Commerce	Dec. 10, 1962
13. 18 (1st)	Boise State	Jan. 2, 2013
18 (2nd)	Denver	Dec. 31, 2012
18 (1st)	New Mexico	Jan. 3, 2005
18 (1st)	at SE Louisiana	Nov. 30, 1983

FEWEST FIELD GOALS MADE

Total	Opponent	Date
1. 12	at SMU	Dec. 16, 1989
2. 13	at SE Louisiana	Jan. 8, 2005
13	at Stephen F. Austin	Jan. 24, 2004
13	Denver	Dec. 31, 2012
5. 14	vs. UNC Greensboro	Nov. 15, 2005
14	at Memphis	Dec. 4, 1968
7. 15	**at #14 Oregon**	**Nov. 17, 2019**
15	at Stephen F. Austin	Feb. 24, 2005
15	at TCU	Nov. 22, 2003
15	Arkansas State	Jan. 6, 1968

FEWEST FIELD GOALS ATTEMPTED

Total	Opponent	Date
1. 29	at Nicholls	Jan. 8, 2011
2. 31	Arkansas State	Jan. 6, 1968
3. 33	Midwestern State	Dec. 20, 1967
4. 35	at Houston Baptist	Jan. 18, 1982

LOWEST FIELD GOAL % (Min. 50 Attempts)

Pct. (FG-A)	Opponent	Date
1. .234 (15-64)	**at #14 Oregon**	**Nov. 17, 2019**
2. .235 (12-51)	at Texas State	Jan. 9, 1999
3. .255 (14-55)	vs. UNC Greensboro	Nov. 15, 2005
4. .257 (18-70)	Montana	Dec. 28, 1996
5. .258 (16-62)	Seattle	Jan. 17, 2013
6. .268 (19-71)	at Gonzaga	Dec. 18, 2018
7. .270 (17-63)	at Kentucky	Nov. 25, 2014
8. .274 (17-62)	Sam Houston State	Jan. 11, 1990
9. .279 (17-61)	vs. McNeese State	Mar. 5, 1997
10. .282 (20-71)	at Oklahoma	Jan. 25, 1969

FEWEST FREE THROWS MADE

Total	Opponent	Date
1. 0	at Hardin-Simmons	Jan. 9, 1975
2. 1	at Oklahoma State	Dec. 19, 2012
1	at Centenary	Feb. 5, 1973
1	vs. Georgia Southern	Dec. 29, 1972
5. 2, 12x	Last vs. Harvard	Dec. 28, 1998

FEWEST FREE THROW ATTEMPTS

Total	Opponent	Date
1. 1	at Hardin-Simmons	Jan. 9, 1975
2. 2	McNeese State	Feb. 28, 1977
2	at Centenary	Feb. 5, 1973
4. 4, 9x	Last at Stony Brook	Dec. 23, 2000

LOWEST FREE THROW % (Min. 10 Attempts)

Pct. (FT-A)	Opponent	Date
1. .182 (2-11)	vs. Alabama State	Dec. 22, 1995
2. .285 (4-14)	at Lamar	Mar. 5, 1985
3. .357 (5-14)	ULM	Jan. 16, 1999
.357 (5-14)	at Louisiana Tech	Feb. 9, 1981
5. .360 (9-25)	Northwestern State	Feb. 15, 1990
6. .364 (4-11)	at Missouri	Dec. 4, 2018

FEWEST REBOUNDS

No.	Opponent	Date
1. 21	at Texas	Jan. 3, 2004
21	Sam Houston State	Mar. 2, 2000
21	vs. Valparaiso	Jan. 10, 1981
4. 22	at Nicholls	Jan. 8, 2011
22	at Stephen F. Austin	Jan. 27, 2007
22	at ULM	Feb. 5, 2004
22	at Samford	Nov. 27, 1999
22	Louisiana Tech	Feb. 26, 1981
9. 23, 4x	Last vs. Miami	Nov. 13, 2005

ALL-TIME PROGRAM OVERTIME GAMES

Date	Opponent	W/L	Score
02-04-64	Arkansas State	L	76-82
02-16-65	Arkansas State	L	** 99-100
01-04-66	at Austin College	W	70-63
01-08-66	Lamar	L	** 91-93
02-14-67	Lamar	W	*** 138-135
01-20-68	at Texas Tech	L	83-93
01-30-68	at Texas Wesleyan	W	113-109
02-02-70	West Texas A&M	W	88-84
12-11-71	Hardin-Simmons	W	**** 118-117
01-10-72	at Butler	W	87-82
02-26-72	Lamar	W	96-92
12-23-72	Hardin-Simmons	W	81-76
01-18-73	Centenary	W	74-72
02-15-73	West Texas A&M	W	** 87-85
01-11-75	at E. New Mexico	L	69-70
01-10-76	at Denver	W	99-97
01-12-77	North Texas	L	101-105
02-21-77	Louisiana Tech	W	92-90
12-09-77	at Pepperdine	L	88-89
02-04-78	Louisiana Tech	L	** 77-79
01-12-80	North Texas	W	** 99-97
01-28-80	McNeese State	L	** 97-98
02-11-80	at Louisiana	L	79-86
02-13-80	at McNeese State	W	71-69
12-18-80	Centenary	W	81-78
01-31-81	Lamar	L	84-89
02-20-82	at Arkansas State	W	60-58
01-13-83	Texas Southern	L	** 102-104

Date	Opponent	W/L	Score
02-10-83	at North Texas	L	98-105
12-05-83	Missouri State	W	63-58
02-02-84	ULM	L	71-74
02-09-85	ULM	W	75-74
11-29-85	Tarleton State	W	81-79
01-03-86	at Florida Southern	L	79-81
01-21-86	at Hardin-Simmons	L	75-79
02-21-87	at U.S. International	L	89-94
01-18-88	UTSA	L	72-79
01-30-88	at Texas State	L	73-75
02-23-88	Hardin-Simmons	L	87-88
12-30-89	vs. UNC Wilmington	L	64-66
12-11-92	vs. Gonzaga	W	** 95-87
12-11-93	TAMU-Commerce	W	** 100-97
12-29-93	at Chaminade	L	91-92
11-29-95	Grambling State	L	82-86
01-15-97	Texas State	W	66-63
01-30-97	McNeese State	W	69-67
02-13-97	Sam Houston State	L	75-78
12-28-98	at Sam Houston State	W	*** 124-123
02-06-99	Stephen F. Austin	W	** 85-83
11-22-99	at Arkansas	L	95-102
03-08-00	Northwestern State#	L	83-88
01-27-01	Sam Houston State	W	94-86
02-10-01	UTSA	W	86-77
03-07-01	at Sam Houston State#	L	** 98-103
12-20-01	at SE Louisiana	W	69-60
01-02-02	Oral Roberts	W	83-77

Date	Opponent	W/L	Score
03-07-03	ULM	W	** 85-84
01-22-05	ULM	W	80-76
12-17-05	at San Diego	W	94-91
03-07-06	at Sam Houston State#	L	** 84-86
11-18-06	at TCU	L	** 89-97
01-11-07	at Nicholls	L	81-83
12-17-07	at TCU	L	74-77
01-10-08	at Central Arkansas	L	68-70
01-17-09	at UTSA	W	** 100-97
11-18-09	North Texas	L	** 99-101
01-05-10	Utah Valley	W	90-85
02-03-10	Texas A&M-Corpus Christi	W	71-66
02-16-11	Stephen F. Austin	W	66-65
02-19-11	at Southeastern Louisiana	W	68-66
02-26-11	at Northwestern State	L	71-78
12-17-11	at Tulsa	L	75-80
12-21-13	CSU Bakersfield	W	79-75
01-09-14	ULM	W	83-79
02-01-14	at Georgia State	L	91-101
03-06-14	at Troy	W	** 87-86
12-01-15	at Texas	L	73-80
01-16-16	at South Alabama	L	85-88
02-18-16	Louisiana	W	84-83
02-10-18	Texas State	W	70-68
12-21-18	at Cal Poly	W	75-70
2-2-19	at rv Texas State	W	** 84-77
2-23-19	ULM	W	** 91-86

* Indicates how many overtimes if more than one
\# Southland Conference Tournament

ALL-TIME OVERTIME RECORDS:

TOTAL: 83 GAMES (45-38 RECORD)
1 OT: 61 GAMES (32-29 RECORD)
2 OT: 19 GAMES (10-9 RECORD)
3 OT: 2 GAMES (2-0 RECORD)
4 OT: 1 GAME (1-0 RECORD

PROGRAM MILESTONE VICTORIES

Win 1 – UT Arlington 70, East Central Okla. 57 – 11/24/59
In their first game at the NCAA level, the Mavericks got 27 points from Ed Russell to defeat the Tigers.

Win 50 – UT Arlington 82, Bishop College 78 – 12/30/65
The Mavericks defeated Bishop College in the third-place game of the Cotton Bowl Classic.

Win 100 – UT Arlington 95, South Dakota State 81 – 12/6/71
Mark Burden scored 21 points and pulled down a then-record 17 rebounds. The win propelled UT Arlington to its most-ever victories in the SLC.

Win 150 – UT Arlington 81, Houston Baptist 69 – 12/7/77
The victory ended the longest losing streak in UT Arlington history at 21 games.

Win 200 – UT Arlington 93, Lousiana 83 – 2/21/81
Arguably the best Maverick squad ever, UT Arlington defeats a tough Ragin' Cajun side that propels the team to its first appearance in the NIT.

Win 250 – UT Arlington 74, San Francisco 65 – 12/21/85
UT Arlington defeats the Dons in the consolation game of the Albertsons Classic in Boise, Idaho.

Win 300 – UT Arlington 108, at Nicholls 84 – 1/2/91
Leonard Wilson scores 31 points and UT Arlington all-time leading scorer Willie Brand adds 22. The victory starts an eight-game winning streak for the Mavericks.

Win 350 – UT Arlington 70, North Texas 68 – 1/15/94
Trailing by three points at halftime, the Mavericks rally to defeat the Mean Green. The victory snaps a six-game losing streak.

Win 400 – UT Arlington 87, at Air Force 78 – 12/19/98
The Mavericks scored 52 points in the second half to erase a halftime deficit in Colorado Springs, Colo.

Win 450 – UT Arlington 81, Texas Wesleyan 65 – 11/30/02
The victory is UT Arlington's ninth straight versus the crosstown-rival Rams.

Win 500 – UT Arlington 87, UT Tyler 72 – 12/22/05
Brady Dawkins registers 15 points and seven assists in the victory over the Patriots.

Win 550 – UT Arlington 75, Utah Valley 64 - 1/3/2009
The Mavs end a five-game skid against Utah Valley behind 17 points from Ryan Toolson

Win 600 – UT Arlington 91, Lamar 82 - 1/14/2012
UTA wins its seventh in a row, on the way to a 16-game winning streak and 15-1 SLC record.

Win 650 – UT Arlington 87, Houston Baptist 69 - 12/22/2014
Jamel Outler drained seven 3-point field goals to help the Mavs move to 3-1 on the season with a homecoming victory.

Win 700 – UT Arlington 89, South Alabama 83 - 1/16/2017
The Mavs used a 16-point second half run then held off the Jaguars in Mobile, Ala.

Win 750 – UT Arlington 67, Georgia Southern 58 - 3/16/2019
UTA closed the Sun Belt Tournament semifinal matchup on a 10-0 run after Georgia Southern took a 58-57 lead with 5 minutes remaining in regulation and advanced to the Sun Belt Tournament Final for the second-straight year.

BRIAN WARREN
5-9 | 170 | SR | G
Indianapolis, Ind.

SAM GRIFFIN
6-3 | 175 | FR | G
Miami, Fla.

JORDAN PHILLIPS
6-7 | 215 | SO | F
Fort Worth, Texas

AYOUB NOUHI
A-ube NEW-he
6-6 | 205 | SO | G/F
Brussels, Belgium

DAVID AZORE
AYE-zore
6-4 | 205 | R-SO | G
Houston, Texas

RADSHAD DAVIS
ruh-SHAWHD
6-2 | 205 | SR | F
Nassau, Bahamas

HUNTER LAVELLE
luh-VELLE
6-1 | 165 | FR | G
Argyle, Texas

JABARI NARCIS
NAHR-sis
6-9 | 240 | SR | F
Chaguanas, Trinidad and Tobago

DAVIS STEELMAN
6-3 | 185 | JR | G
Bedford, Texas

NICOLAS ELAME
uh-LALM-eh
6-3 | 185 | FR | G
Paris, France

TRE JONES
6-5 | 195 | FR | F
Arlington, Texas

TIANDRE JACKSON-YOUNG
TEE-andre
6-4 | 200 | SR | F
Marshall, Texas

PATRICK MWAMBA
mm-WAMBA
6-6 | 196 | SO | F
Bukavu, Congo

MCKADE MARQUIS
MAR-quisse
6-0 | 195 | R-FR | G
Whitehouse, Texas

COLEMAN SPARLING
6-7 | 215 | R-JR | F
Ellensburg, Wash.

2019-20 ROSTER

GRAYSON CARTER
6-9 | 225 | SO | F
Dallas, Texas

CHRIS OGDEN
HEAD COACH

GREG YOUNG
ASSOCIATE HEAD COACH

RILEY DAVIS
ASSISTANT COACH

ROYCE JOHNSON
ASSISTANT COACH

PARKER EIDSON
DIRECTOR OF OPERATIONS



MATT MCGANN
VIDEO COORDINATOR

DOMINICK WALKER
STRENGTH & CONDITIONING COACH

CHRIS MARRS
ATHLETIC TRAINER

DERRICK OBASOHAN
PLAYER DEVELOPMENT COORDINATOR

MATT WINSBERG
ANALYTICS COORDINATOR

PETER CLARK
OPERATIONS COORDINATOR