

UT ARLINGTON MAVERICKS

2019-20 MEN'S BASKETBALL INFOGRAPHIC GAME NOTES

NCAA: 2008 | NIT: 1981, 2012, 2017 | CIT: 2013, 2016

Associate AD for Communications: Jason MacBain | Cell: 315.750.0236 | Email: jason.macbain@uta.edu | Twitter: @JaBain

SCHEDULE / RESULTS

NOVEMBER (4-4)

5	UT DALLAS (ESPN+)	W, 84-50
9	TULSA (ESPN+)	W, 73-59
NCAA 12	Nevada (MOUNTAIN WEST NETWORK)	L, 80-73
NCAA 17	#14 Oregon ¹ (PAC-12 NETWORK)	L, 67-47
NCAA 19	#8 Gonzaga ¹ (ROOT)	L, 72-66
24	ARKANSAS TECH (ESPN+)	W, 85-68
NIT 27	vs. Furman ¹	L, 58-57
28	Elon ¹ (FLOSPORTS)	W, 77-67

DECEMBER (0-5)

2	NORTH TEXAS (ESPN+)	L, 77-66
7	UC SANTA BARBARA (ESPN+)	L, 72-68
NCAA 11	Houston (ESPN3)	L, 71-63
NCAA 19	Georgia State* (ESPN+)	L, 83-77
21	Georgia Southern* (ESPN+)	L, 77-74

JANUARY (5-4)

2	Arkansas State* (ESPN+)	W, 73-52
4	Little Rock* (ESPN+)	L, 92-89
6	SOUTH ALABAMA* (ESPN+)	L, 66-54
9	APPALACHIAN STATE* (ESPN+)	W, 66-56
CBI 11	COASTAL CAROLINA* (ESPN+)	L, 82-77
16	Louisiana* (ESPN+)	W, 81-65
CIT 18	ULM* (ESPN+)	W, 78-58
CIT 25	Texas State* (ESPN+)	W, 64-62
30	LOUISIANA* (ESPN+)	L, 66-65

FEBRUARY (1-2)

CIT 1	ULM* (ESPN+)	W, 68-54
6	Appalachian State* (ESPN+)	L, 57-50
CBI 8	Coastal Carolina* (ESPN+)	L, 89-75
13	ARKANSAS STATE* (ESPN+)	7 PM
15	LITTLE ROCK* (ESPN+)	2 PM
NCAA 20	GEORGIA STATE* (ESPN+)	7 PM
22	GEORGIA SOUTHERN* (ESPN+)	2 PM
CIT 28	TEXAS STATE* (ESPN2)	8 PM

MARCH (0-0)

3	Troy* (ESPN+)	6 PM
7	Sun Belt Tournament First Round ¹	TBA
9	Sun Belt Tournament Second Round ²	TBA
11	Sun Belt Tournament Quarterfinals ³	TBA
14	Sun Belt Tournament Semifinals ⁵ (ESPN+)	TBA
15	Sun Belt Tournament Final ⁵ (ESPN2)	1 PM

HOME GAME | All Times Central | ¹Battle 4Atlantis (Mainland)

²Sun Belt Conference Game

¹Campus Sites (#10 @ #7; #9 @ #8; #1-6 Receive Byes)

²Campus Sites (W @ #5; W @ #6; #1-4 Receive Byes)

³Campus Sites (W @ #3; W @ #4; #1-2 Receive Byes)

⁵New Orleans (Smoothie King Center)



@UTAMavsMBB

10-15, 6-8 SBC HC: Chris Ogden (27-31)

HC: Mike Balado (39-50) 15-10, 7-7 SBC

UTA PLAYED THE 5TH-HARDEST NON-CONFERENCE SCHEDULE IN THE NATION

UT ARLINGTON vs. ARKANSAS STATE

Arlington, TX | College Park Center (7,000)

Video: ESPN+ | Ron Thulin | Mike Petersen

Radio: KTNO 620 AM | TuneIn App | Josh Sours

Live Statistics: UTStats.com

Series History: Arkansas State Leads, 40-20

#MavUp | #SunBeltMBB



@ASStateMB

STRENGTH IN NUMBERS

The Mavs have had eight different leading scorers this season. UTA has received 25.7 points per game (37 percent of its total scoring) this season from its bench. Twenty-two times this year a Mav has registered double-figure points off the bench, and 12 times its leading scorer has come from the bench, represented by six different players. Four different UTA players have recorded a double-double this year; three of those have multiple double-doubles – the most of any Sun Belt team.

Through the first 56 days of the Sun Belt regular season, UTA played just five home games – the fewest of any Sun Belt team. Over the next 16 days, UTA will play five home games – the most of any Sun Belt team. All five of those opponents rank ahead of UTA in the league standings, including facing the top-4 teams.

KEY FOCUS

UTA ranks 2nd in Sun Belt games by holding opponents to just 41.7 percent from the floor, while Arkansas State is last (12th) in league games by allowing foes to shoot 45 percent from the field. Each of UTA's 10 wins this season have come when it has shot 40+ percent from the floor; all 15 of A-State's victories have occurred when it has shot 40+ percent.

The Mavs lead the Sun Belt by holding opponents to just 26.8 percent from 3-point range in conference games, while the Red Wolves rank 2nd in 3-point shooting by connecting at a 35.3-percent clip.

PROBABLE STARTERS



BRIAN WARREN (G)

Sr. | 5-9 | 170 | Indianapolis, Ind.
12.4 PPG | 2.6 RPG | 3.7 APG

Team-High 14 Points At Appalachian State



SAM GRIFFIN (G)

Fr. | 6-3 | 175 | Miami, FL
8.0 PPG | 1.2 RPG | 1.2 APG

Averaging 9.6 Points Last 7 Games (All Starts)



JORDAN PHILLIPS (F)

So. | 6-7 | 215 | Fort Worth, Texas
6.8 PPG | 3.6 RPG | 1.3 APG

12 Points @ Coastal; 7 Points Previous 4 Games



DAVID AZORE (G)

R-So. | 6-4 | 205 | Houston, Texas
14.8 PPG | 4.8 RPG | 3.8 APG

Leads UTA In 3-Point% (36.7) & Free Throw% (83.3)



JABARI NARCIS (F)

Sr. | 6-9 | 240 | Chaguanas, Trinidad
7.3 PPG | 6.8 RPG | 1.2 BPG

Leads The Team In Rebounds And Blocks



TWEETABLES

1) UTA will be looking to avoid a three-game losing streak in February. That occurred last year for the first time since the 2010-11 season, but the Mavs bounced back by winning their final four regular-season games.

2) Six of UTA's eight Sun Belt losses have been by seven points or less and by an average of 4.2 points. Eleven of its 15 losses overall have been by eight points or less, including five to Quad 1 or 2 opponents.

3) All 10 of UTA's wins have come when it has led at the half, shot 40+ percent from the floor and had a better 3-point percentage than its opponent.

4) UTA will be looking to win its 100th game (99-64) in the last 4+ seasons (since 2015-16).

5) UTA top-50 national statistical rankings: assist-to-turnover ratio (21st, 1.3), free-throw percentage (29th, 76.5), turnovers per game (33rd, 11.4), total assists (42nd, 368) and 3-point percentage defense (49th, 30.2).

Please refer to the University of Texas at Arlington as **UT Arlington**. UTA is acceptable on second reference. Using Texas-Arlington, UT-Arlington or any other form is incorrect.

ABOUT THE UT ARLINGTON MAVERICKS

GENERAL INFORMATION

Location..... Arlington, Texas
Global Enrollment..... 61,000 (Global) 43,000 (Campus)
Founded..... 1895
Nickname..... Mavericks
Home Court..... College Park Center
Capacity..... 7,000
President..... Dr. Vistasp Karbhari
Director of Athletics..... Jim Baker

COACHING STAFF

Head Coach..... Chris Ogden (Texas '04 / 2ND Year)
Record At UTA..... 27-29
Career Record..... Same
Associate Head Coach..... Greg Young (Howard Payne '86 / 11TH Year)
Assistant Coach..... Riley Davis (Texas '11 / 2ND Year)
Assistant Coach..... Royce 'Snoop' Johnson (Thomas Edison '13 / 2ND Year)

SUPPORT STAFF

Director Of Operations..... Parker Eidson (Tennessee '16 / 2ND Year)
Video Coordinator..... Matt McGann (Oklahoma State '17 / 2ND Year)
Strength Coach..... Dominick Walker (McMurry '13 / 2ND Year)
Athletic Trainer..... Chris Marrs (Illinois College '14 / 2ND Year)
Player Development Coordinator..... Derrick Obasohan (UTA '04 / 1ST Year)
Analytics Coordinator..... Matthew Winsberg (LSU '17 / 1ST Year)
Operations Coordinator..... Peter Clark (Weber State '18 / 1ST Year)
Administrative Assistant..... Rachael Holmes (McMurry '13 / 2ND Year)

HISTORY

First Year of Basketball..... 1959-60
Total Years of Basketball..... 60
All-Time Record..... 760-949
Overall Record in College Park Center (2012-Present)..... 82-27

Years In Sun Belt Conference..... 6 (2013-Present)
All-Time Sun Belt Record..... 74-52 (.587)
Sun Belt Regular Season Championships..... 1 (2017)
Sun Belt Tournament Championships..... 0

Years In Western Athletic Conference..... 1 (2012-13)
All-Time WAC Record..... 11-7 (.611)
WAC Regular Season Championships..... 0

Years In Southland Conference..... 48 (1964-2012)
All-Time Southland Record..... 289-354 (.442)
Southland Regular Season Championships..... 2 (2004, 2012)
Southland Tournament Championships..... 1 (2008)

NCAA Tournament Appearances..... 1 (2008)
Record In The NCAA Tournament..... 0-1
NIT Appearances..... 3 (1981, 2012, 2017)
Record In The NIT..... 2-3
CIT Appearances..... 2 (2013, 2016)
Record In The CIT..... 1-2

2018-19 REVIEW

Overall Record..... 17-16
Sun Belt Record..... 12-6
Sun Belt Finish..... T-2ND
Sun Belt Tournament Finish..... Finals (Second-Straight Year)
Home..... 9-5
Away..... 7-10
Neutral..... 1-1
Postseason..... None

ATHLETIC COMMUNICATIONS

Associate AD for Communications..... Jason MacBain
Cell / Office Phone..... 315.750.0236 / 817.272.2239
E-Mail..... jason.macbain@uta.edu
Overnight/Shipping Address..... 601 Spaniolo Drive
College Park Center, Ste. 1102-E, Arlington, TX 76019
Website..... UTAMavs.com
Twitter, Instagram & Facebook..... @UTAMavsMBB /UTAMavsMBB

ABOUT THE MATCHUP

ARKANSAS
STATE



SERIES HISTORY -- A-State Leads, 40-20 Game-By-Game Results On Page 33

UTA has won seven of the last nine meetings overall after losing 13 in a row in the series from 1983-2014.

• The matchup in January was arguably UTA's best offensive performance of the year as the Mavs shot a season-high 52.5 percent (31-59) from the floor and issued 27 assists on those 31 made field goals (87 percent) (recap & box score: page 29). Those 27 assists were tied for the most by UTA in any game dating back to at least the 2010-11 season.

• A-State will be looking to snap a three-game losing streak: at Little Rock (90-87), versus Coastal Carolina (83-77) and versus Appalachian State (71-64).

• The Red Wolves have 28 double-figure scoring games from players off their bench this season – the 2nd-most in the nation. A-State is also 11-1 this year when reaching 65 points before its opponent.

• A-State leads the nation in both free throws made (472) and attempted (668), but fouls more than nearly any team in the country (339th, 516 total fouls).

LOOKED DOWN ON #8 GONZAGA

UTA led for 16 minutes and made #8 Gonzaga fight until the final buzzer on Nov. 19 in a six-point Bulldogs win, 72-66.

Gonzaga's fewest points in a home non-conference game since Dec. 10, 2016 (61 vs. Akron as part of a 61-43 win).

39.1%

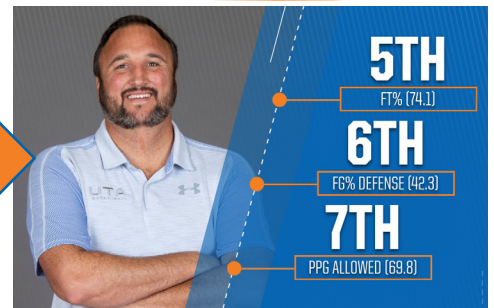
Lowest Since 2/20/16
Saint Mary's (35.5%)

GONZAGA'S WORST
FG% IN 99
REGULAR-SEASON
GAMES

72↑

2018-19 SINGLE-SEASON RECORDS

In Chris Ogden's first season at the helm of the Mavericks in 2018-19, UTA secured several top-10 all-time single-season program marks.



SUN BELT STANDINGS

School	Sun Belt	Overall	NET
1) Little Rock	12-2	18-7	137
2) Georgia State	9-5	16-9	123
Georgia Southern	9-5	15-10	174
4) Texas State	8-6	15-10	135
Appalachian State	8-6	14-11	168
6) Arkansas State	7-7	15-10	195
South Alabama	7-7	14-11	171
8) UT Arlington	6-8	10-15	130
Coastal Carolina	6-8	13-12	197
10) Troy	5-9	9-16	245
Louisiana	5-9	10-15	252
12) ULM	2-12	6-17	296

UTA IN THE SUN BELT RANKS

RANKINGS INCLUDE ONLY CONFERENCE STATISTICS

Points	Avg.	Assist-Turnover Ratio	
5) David Azore	16.4	5) Brian Warren 1.8	
Field Goal %	Pct.	8) David Azore 1.6	
4) David Azore	47.4	Blocks	Avg.
Free Throw %	Pct.	4) Jabari Narcis 1.3	
3) David Azore	83.6	As a team, UTA ranks 1st in league games in 3-point percentage defense (26.8) and free-throw percentage (80.0); it is 2nd in assist-to-turnover ratio (1.3), field-goal percentage defense (41.7) and assists per game (15.0).	
Rebounds	Avg.		
5) Radshad Davis	6.9		
6) Jabari Narcis	6.8		
Assists	Avg.		
5) Brian Warren	3.9		
8) David Azore	3.7		



2020 MEN'S BASKETBALL CHAMPIONSHIP

CAMPUS SITES • MARCH 7, 9 & 11 • NEW ORLEANS | SMOOTHIE KING CENTER • MARCH 14 & 15

PRESENTED BY FIRST BANK AND TRUST




FIRST ROUND | 3/7

SECOND ROUND | 3/9

QUARTERFINALS 3/11

SEMIFINALS 3/14

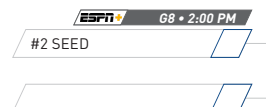

FINAL 3/15



Only the top 10 teams qualify for the Sun Belt Tournament.

First Round through Quarterfinals will be played on the home court of the higher seed.

The semifinals and championship will be held at the Pelicans' Smoothie King Center.



UTA has played in each of the last two Sun Belt Tournament Final games, losing each time to Georgia State: 2018 as the #4 seed, 74-61, and 2019 as the #2 seed, 73-64.

ON TRACK FOR 1,000

After posting 507 points in his first season as a Mav in 2018-19, **Brian Warren is on pace to potentially establish the all-time program record for points in a two-year UTA career.** Only two players in program history who have spent just two seasons with UTA have scored at least 1,000 points:

- 1) Marquez Haynes: 1,174 (2008-10)
 - 2) Eddie Stallings: 1,007 (1967-69)
- Warren Currently: 818

Warren needs to average 15.9 points over 31 regular-season games to reach 1,000 in his UTA career and join Haynes and Stallings as the only players to ever accomplish the feat in program history.

#MavUp

THE ONLY ONE

David Azore had two games of 11+ defensive rebounds last year as a redshirt freshman: 13 at Texas State and 11 at Appalachian State. **He is the first freshman in UTA history to secure multiple games of 11+ defensive rebounds.** Those totals rank tied as the 5th- and 20th-most in single-game program history, with the all-time record being 14 held by a quartet of players. **On Dec. 21 of this season at Georgia Southern, Azore grabbed 12 defensive rebounds, which are tied for the 10th-most in program history.**

13 RBS
@ TEXAS STATE

11 RBS
@ APP STATE

SCHEDULE STRENGTH

In the most recent NET rankings (NCAA's second-year replacement RPI), UTA is ranked #130. Despite sitting at just 8-15 versus D-I competition, **UTA's #130 NET is a higher ranking than 55 teams with winning records.**

7 of UTA's opponents are NET Quad 1-2:

Quad 1: @ Gonzaga (2), @ Oregon (25), @ Houston (29)

Quad 2: vs. Furman (74), @ Nevada (85)
@ Georgia State (123), @ Texas State (135)

UTA defeated Texas State and lost to every other Quad 1-2 opponent by eight points or less, with the exception of Oregon.

UTA is the 2nd-highest ranked Sun Belt team in the NET (Georgia State #123). Arkansas State enters at #195.

Additionally, of UTA's nine non-conference games against D-I competition, here's the full breakdown (2018-19 postseason):



SUN BELT PRESEASON POLL & TEAMS

2019-20 SUN BELT PRESEASON POLL

RANK	SCHOOL	POINTS (1ST VOTES)
1	SOUTH ALABAMA	138 (8)
2	UT ARLINGTON	124 (2)
3	GEORGIA SOUTHERN	121 (1)
4	TEXAS STATE	110 (1)
5	LOUISIANA	92
6	GEORGIA STATE	76
7	COASTAL CAROLINA	75
8	ULM	72
9	APPALACHIAN STATE	40
10	ARKANSAS STATE	33
11	LITTLE ROCK	32
12	TROY	22

UTA was picked to finish 2nd-to-last (11th place) in the 2018-19 preseason poll, but finished in a tie for 2nd with a 12-6 Sun Belt record. **That nine-spot improvement from preseason to final regular-season finish was tied for the best in the nation along with Siena.**

After being named to the Sun Belt Third Team and Sun Belt All-Tournament Team in his initial season as a Maverick, senior **Brian Warren** has landed on the Preseason All-Sun Belt First Team. He led UTA in scoring (15.4), assists (3.6), steals (1.2) and minutes (29.8) last year.

FIRST TEAM PICK

Preseason All-Sun Belt First Team
Quan Jackson, Georgia Southern
Josh Ajayi, South Alabama
Brian Warren, UT Arlington
Trhae Mitchell, South Alabama
Nijal Pearson, Texas State

AMONG THE SUN BELT CONFERENCE'S BEST

Over the last five seasons, UTA has the 2nd-best average RPI/NET among all Sun Belt teams:

Team	2014-15	2015-16	2016-17	2017-18	2018-19	Average
1) Georgia State	54	177	106	116	126	116
2) UT Arlington	180	107	40	112	160	120
3) Louisiana	123	145	114	65	194	128
4) Georgia Southern	111	244	144	143	128	154
5) ULM	125	104	294	224	145	178
6) Coastal Carolina			174	251	153	193 *
7) Texas State	233	241	172	247	139	206
8) Little Rock	276	42	241	308	237	221
9) Troy	312	295	150	197	259	243
10) Arkansas State	278	284	113	295	252	244
11) South Alabama	271	240	229	271	236	249
12) Appalachian State	243	262	295	250	215	253
Sun Belt Rank (Out Of 32)	19	17	13	20	17	17.2

* Based On Three-Year Sun Belt Membership

2014-18 RPI Formula Was Utilized
2018-19 NET Formula Was Utilized





AMONG THE STATES BEST

1) Houston	122	38	
2) Texas Tech	111	52	
Baylor	111	50	
4) Stephen F. Austin	109	47	
5) SMU	103	49	
6) UT ARLINGTON	99	64	
7) Sam Houston State	96	65	
8) TCU	92	73	
9) Texas A&M	91	66	
Texas Southern	91	74	
Texas State	91	68	
12) Texas	85	76	
13) Texas A&M-CC	84	70	
14) Abilene Christian	83	66	
15) Lamar	82	72	
16) North Texas	77	81	
17) Prairie View A&M	70	86	
18) UTSA	67	91	
19) Rice	67	88	
20) UTEP	66	83	
21) UTRGV	62	94	
22) Houston Baptist	55	91	
23) Incarnate Word	49	91	

* Records Entering Games On Feb. 11 *

Over the last 4+ seasons (2015-16, 2016-17, 2017-18, 2018-19 and 2019-20), UTA owns the 6th-most wins of the 23 Division-I schools in the state of Texas.

FORMER OLYMPIAN ON STAFF

The UTA coaching staff has a familiar face on it this season as **2004 alumnus Derrick Obasohan is in his first year as a Player Development Coordinator.**

A former UTA standout, professional player and Olympian, Obasohan scored 1,308 career points for the Mavericks from 2000-04 – which still ranks as the 7th-most in program history. Obasohan begins his coaching career after playing 14 years professionally in France, Spain and Turkey.

A former Olympian, **Obasohan was the starting shooting guard for Nigeria at the 2012 London Games.** He averaged 10.6 points and 3.2 rebounds over five Olympic contests, including a personal high of 18 points in the final Group A Preliminary Round matchup against France.

In 2001, Obasohan became first player in program history to be named the Southland Conference Freshman of the Year after averaging 8.8 points and 3.9 rebounds per game. He also garnered Southland Conference honors as a junior and senior.



DECADE OF SUCCESS

UTA's first season of basketball took place in 1959-60, and since that opening year the Mavs have improved significantly in each of their six decades. Below are the average amount of wins each decade:

DECADE	AVG. WINS
60s	→ 8.4
70s	→ 9.2
80s	→ 11.1
90s	→ 13.0
00s	→ 15.1
10s	→ 19.5

The Mavs need at least 24 victories this year to average 20 wins per season this decade – by far the most in program history. UTA has posted seven 20-win seasons in its 60-year history, but five of those have come since 2007-08:

Year	Record	Postseason
2016-17	27-9	NIT
2015-16	24-11	CIT
2011-12	24-9	NIT
2017-18	21-13	----
2007-08	21-12	NCAA
1990-91	20-9	----
1980-81	20-8	NIT

Other Former Olympians Currently On A D-I Men's Basketball Staff:

Georgetown: Patrick Ewing | Head Coach
United States, 1984 (Los Angeles) & 1992 (Barcelona)

Memphis: Penny Hardaway | Head Coach
United States, 1996 (Atlanta)

Wake Forest: Danny Manning | Head Coach
United States, 1988 (Seoul)

Nevada: Steve Alford | Head Coach
United States, 1984 (Los Angeles)

Virginia: Kirk Penney | Director of Player Development
New Zealand, 2000 (Sydney) & 2004 (Athens)

Monmouth: JR Reid | Assistant Coach
United States, 1988 (Seoul)

KEY RULE CHANGES

Among a plethora of major rule changes for men's college basketball in 2019-20 are the following noteworthy items:

- 1) Increase the 3-point line to FIBA distance: 22 feet and 1 ¾ inches.
- 2) Reset the shot clock to 20 seconds on an offensive rebound in the front court.
- 3) Permit the head coach to call live-ball timeouts during the last two minutes of a game.
- 4) Basket interference/goaltending can be reviewed in the last two minutes of a game.

QUALITY & QUANTITY

UTA has already had eight different leading scorers in a game this year. Below is a list of those players, their respective season highs and how many times they have led UTA in scoring:

David Azore ⁽⁶⁾	33
Brian Warren ^(5 - INCLUDES 1 TIE)	28
Jabari Narcis ⁽³⁾	23
Sam Griffin ⁽⁴⁾	20 (2x)
Radshad Davis ^(3 - INCLUDES 1 TIE)	19
TiAndre Jackson-Young ⁽³⁾	19
Jordan Phillips ⁽¹⁾	18
Davis Steelman ⁽¹⁾	14



In his initial ranking earlier this summer, ESPN Bracketologist Joe Lunardi installed UTA as the Sun Belt favorites in 2019-20. Andy Katz from the NCAA also predicted UTA to make the NCAA Tournament.

MAHOMES & MARQUIS

Kansas City Chiefs Quarterback, Super Bowl LIV MVP and 2018 NFL MVP Patrick Mahomes was UTA red-shirt freshman McKade Marquis's 6th-grade basketball coach. Mahomes and Marquis are both from Whitehouse, Texas, and when Mahomes was in 11th grade at Whitehouse High School, he served as Marquis's 'Boomtown' team coach. Marquis and Mahomes' younger brother, Jackson, are best friends.



SCENIC SHOOTAROUND / WALK-THRU LOCATIONS

Under Chris Ogden, UTA has held gameday shootarounds/walk-thrus at several non-traditional locations:



Pismo Beach, CA || Dec. 21, 2018
UTA 75 Cal Poly 70 (OT)



Monroe, LA (Dicks) || Jan. 18, 2020
UTA 78 ULM 58



Myrtle Beach, SC || Jan. 12, 2019
UTA 61 Coastal Carolina 58



New Orleans, LA || Mar. 17, 2019
UTA 64 Georgia State 73 (SBC FINAL)

HOTEL ROOFTOP



Reno, NV || Nov. 12, 2019
UTA 73 Nevada 80

CORNER OF ARLINGTON AVE

T.J. FORD APPEARANCE



Former National Player of the Year T.J. Ford attended UTA's season opener this year. Ford was teammates with Chris Ogden at Texas for the two years he was with the Longhorns in 2001-02 and 2002-03. Ford and Ogden helped lead Texas to the Final Four in 2003 for the first time since 1947.

FRIDAY NIGHT LIGHTS



For the first time in program history, UTA will have a regular season home game broadcast on national television as the Mavericks' 2019-20 home finale on Feb. 28 at the College Park Center against rival Texas State will be shown live on ESPN2.

GRAND'S ALL (MOSTLY) HERE

After having the least amount of returning points in the nation last year (3.2 percent; 87 of 2,640), UTA returns 67 percent (1,527 of 2,284) of its scoring this season. UTA returns all five starters from last season (same starting lineup for the final six games in 2018-19), and the Mavs have four of their top-5 scorers back as well.

RETURN OF THE VICTORY BELL



#MavUp

WIN - LOSS COMPARISON

UTA statistical averages in wins and losses so far this season:

Category	Losses	Wins
PPG	66.7	74.9
FG%	38.4	46.4
FG D%	44.0	36.6
APG	12.5	18.1

RE-TWEETS

1) Under Chris Ogden, UTA is 23-9 when scoring at least 68 points (8-7 this year).

2) UTA issued 27 assists on 31 made field goals (87 percent) at Arkansas State on Jan. 2. Those are the most assists since matching that total in a 105-89 win in the 2017 NIT at BYU.

3) Against Arkansas Tech, Brian Warren (15 points, 12 assists) and Jabari Narcis (23 points, 11 rebounds) each recorded double-doubles – the first time multiple double-doubles have happened in the same game in the Chris Ogden era.

4) In a 57-50 loss at App State on Feb. 6, the 50 points were UTA's 2nd-fewest ever in a Sun Belt game (fewest: 49 versus Georgia State on Feb. 27, 2014) and were its fewest ever in a road Sun Belt game.

5) The Mavs have had three games of 24+ assists already this year: 24 vs. Arkansas Tech, 25 vs. UT Dallas and 27 at Arkansas State.

6) UTA made 15 3-pointers (15-37) against UT Dallas, tying for the 3rd-most in a game in program history (all-time record: 17 vs. Bradley on Dec. 8, 2015). The Mavs also made 15 3s at South Alabama last February.

7) The 89 points UTA scored in its 92-89 loss at Little Rock on Jan. 4 were the most in a loss since Feb. 14, 2015, at South Alabama (97-91). It represented the most points UTA has scored and allowed in a game this year.

8) UTA's 64-62 win at Texas State on Jan. 25 represented the third-fewest points the Mavs have scored in a win since the 2014-15 season: 56-51 at Bradley (Dec. 16, 2016) and 61-58 at Coastal Carolina (Jan. 12, 2019).

9) UTA has suffered two one-point losses this season for the first time since 2014-15.

In 1965, the Victory Wagon – with a Victory Bell attached – made its debut at UTA thanks to **Phi Delta Theta**. After years of hibernation, the Victory Wagon has been refurbished this year, bringing back a university cornerstone symbol of spirit of fight.

Prior to each home game this year there will be an honorary bell ringer, and the 2019-20 season commenced with a loud ring with the return of **Doug Russell**. A 1969 UTA alumnus, Russell was a collegiate National Champion, and is also famously known for **winning the first-ever gold medal in the men's 100-meter butterfly at the 1968 Summer Olympics** – upsetting fellow American teammate and favorite Mark Spitz. Russell was inducted into the International Swimming Hall of Fame in 1985.

HOME DOMINANCE

- Since 2015-16, UTA has compiled an impressive 54-15 record in College Park Center.
- The Mavericks went 13-2 in 2015-16, 14-1 in 2016-17, 13-2 in 2017-18, 9-5 in 2018-19 but are 5-5 so far in 2019-20. **Included in that stretch was a 21-game regular-season winning streak.**
- The 14 victories in 2016-17 equaled a program record, set in 2007-08, for most home wins. The only loss was a four-point setback to CSU Bakersfield in the quarterfinals of the NIT.

Record	Season	Site
14-1	2016-17	College Park Center
14-3	2007-08	Texas Hall
13-2	2017-18	College Park Center
13-2	2015-16	College Park Center
12-1	2011-12	Texas Hall (8-1), CPC (4-0)
12-2	2003-04	Texas Hall

CPC ATTENDANCE HIGHS

1)	6,421	11/16/12	MBB vs. Oklahoma
2)	6,336	3/22/17	MBB vs. CSU Bakersfield (NIT)
3)	6,228	2/2/12	M/WBB vs. UTSA
4)	6,186	1/24/19	WBB vs. Georgia Southern
5)	6,105	12/3/15	MBB vs. North Texas
6)	5,714	1/16/20	WBB vs. Louisiana
7)	5,390	3/20/17	MBB vs. Akron (NIT)
8)	5,272	2/11/12	MBB vs. Texas State
9)	5,033	1/23/16	MBB vs. Little Rock
10)	5,011	2/9/17	WBB vs. Little Rock

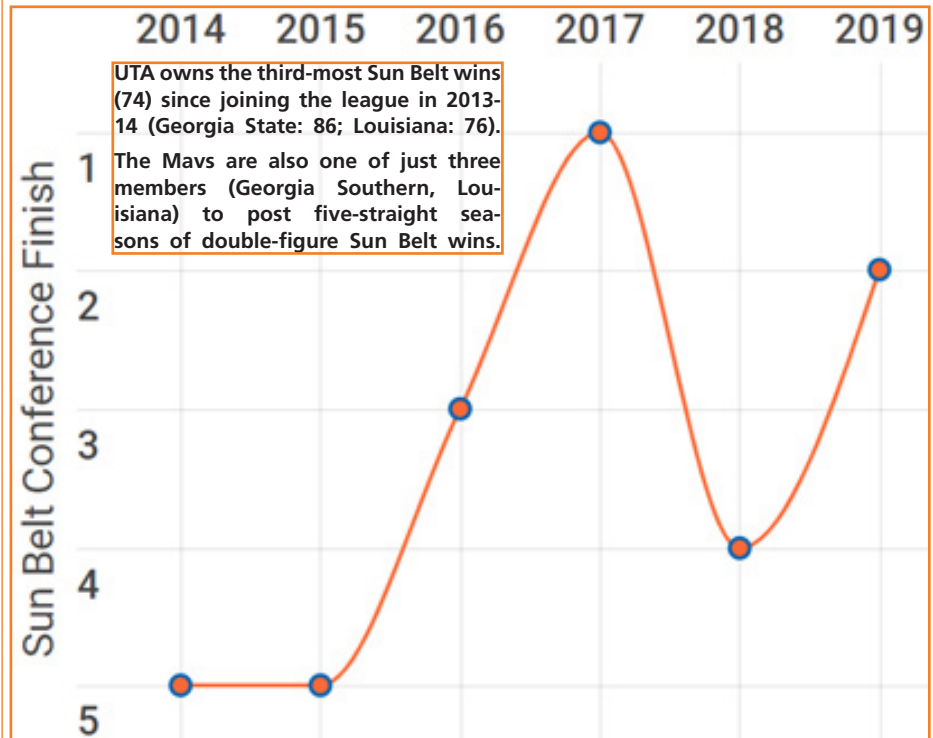


ABOUT THE CPC

The Mavericks have called the beautiful College Park Center home since the 7,000 all chair-back seat multi-purpose arena opened on Feb. 1, 2012. The \$78 million project broke ground on March 5, 2010 and opened less than two years later. The arena is part of a 20-acre section of campus known as the College Park District, which includes a residence hall, student apartments, a 4.62 acre park, restaurants and three parking garages. The arena features 4,055 lower bowl seats, in addition to a 2,800-square-foot hospitality suite. A distinctive feature is a center hung 4-sided Daktronics LED scoreboard with an additional end zone LED display, ribbon displays and scorer's table. The lower concourse contains sports medicine facilities, two full-sized practice courts, a 2,500-sq-ft weight room, a press center, an academic support study center and coaches' office suites. In addition to Mavericks basketball and volleyball events, the facility hosts a variety of concerts, speaking engagements and other events. The WNBA's Dallas Wings also call College Park Center home during their season.

SUN BELT SUCCESS

Since joining the Sun Belt for the 2013-14 season, UTA is the only team in the league to finish in the top-5 of the regular-season standings every year.



GLOBAL PRESENCE


UTA has players from five different foreign countries on the 2019-20 roster – a total which surpasses the amount of different states (four) represented.



NBA Academies, a network of elite basketball training centers around the world, include educational development for top male and female prospects from outside the U.S. and mark the NBA's signature elite player development initiative. The initiative exposes elite prospects to NBA-level coaching, facilities and competition and provides a global framework for them to maximize their success.

MALE NBA ACADEMIES GRADUATES WHO ARE ATTENDING, OR HAVE COMMITTED TO, D-I SCHOOLS (12 TOTAL; 2 NBA AFRICA PRODUCTS):

- Oumar Ballo (NBA Latin America Academy; Mali; Gonzaga)
- Francisco Caffaro (NBA Global Academy; Argentina; Virginia)
- Hunter Clarke (NBA Global Academy; Australia; Montana)
- Alex Ducas (NBA Global Academy; Australia; St. Mary's)
- Francisco Farabello (NBA Academy Latin America; Argentina; TCU)
- Anyang Garang (NBA Global Academy; Uganda; Oklahoma)
- Timothy Igheofe (NBA Academy Africa; Nigeria; Georgetown)
- Hyunjung Lee (NBA Global Academy; South Korea; Davidson)
- **Patrick Mwamba (NBA Academy Africa; Congo; UT Arlington)**
- Jermaine Miranda Perez (NBA Academy Latin America; Puerto Rico; Hofstra)
- Jonathan Tchatchoua (NBA Global Academy; Cameroon; Baylor)
- Kurt-Curry Wegscheider (NBA Academy Africa; Central Africa Republic; New Mexico)



ADDITION BY SUBTRACTION?

UTA posted a -0.6 scoring margin last year, but still managed to secure a winning record at 17-16. It's the first time since 1999-00 that a UTA team has had a winning record (15-12) with a negative scoring margin (-2.1).



17-16 RECORD

Over the last 12 years, UTA has finished with a positive scoring margin 10 times; in the first 48 years of the program, that occurred just eight times.



-0.6 MARGIN

MAVERICKS IN THE PROS

On Dec. 12, former UTA standout Kevin Hervey signed a two-way contract with the Oklahoma City Thunder. **The program's all-time leading rebounder (921) and 2nd-leading scorer (1,783) became the first Maverick to play in an NBA game on Dec. 26 versus the Memphis Grizzlies.**

An Arlington native, Hervey has spent the past season and a half with the Oklahoma City Blue of the NBA G League after being drafted by the Thunder with the 57th pick in 2018.

Hervey was the 4th all-time UTA player selected in the draft and the first since the NBA reduced the number of rounds to just two in 1989. Paul Renfro became UTA's first-ever draft pick when he was taken in the 9th round (181st overall) by the Utah Jazz in 1980. Two Mavericks were selected in 1982 – both by the Dallas Mavericks. Ralph McPherson was selected in the 9th round (188th) and Albert Culton picked in the 10th round (209th).



He was one of three graduating seniors in 2018 who signed a contract and are playing professionally, joining Erick Neal in Turkey with Fethiye and Johnny Hamilton also in Turkey with Darussafaka.

OTHER FORMER MAVS CURRENTLY PLAYING PROFESSIONALLY

Jorge Bilbao	Caceres Patrimonio de la Humanidad. Spain
Roger Dowell	Beroe Bulgaria
Brandon Edwards	Elitzur Yavne Israel
Karol Gruszecki	Polski Cukier Torun Poland
Julian Harris	Raleigh Firebirds North Carolina
Jalen Jones	Sao Paulo FC Brazil
LaMarcus Reed	JP-Auto JKSE Hungary
Anthony Walker	Beroe Bulgaria

THE LAST TIME

THE LAST TIME A MAVERICK

Scored 40 Or More Points

..... 43, Stephen Barber at UTSA, 2/24/02

Scored 30 Or More Points

..... 33, David Azore at Georgia Southern, 12/21/19

Totaled 20 Or More Rebounds

..... 22, Jermaine Griffin vs. UT Permian Basin, 12/1/05

Totaled 15 Or More Rebounds

..... 15, Andres Ibarguen vs. Coastal Carolina, 2/7/19

Totaled 10 Or More Assists

..... 12, Brian Warren vs. Arkansas Tech, 11/24/19

Recorded A Double-Double (Points/Rebounds)

..... Jabari Narcis vs. ULM (13/10), 2/1/20

Recorded A Double-Double (Points/Assists)

..... Brian Warren vs. Arkansas Tech (15/12), 11/24/19

Recorded A Triple-Double (Points/Rebounds/Assists)

..... Erick Neal vs UT Dallas (10/10/13), 11/27/17

THE LAST TIME THE MAVERICKS

Played An OT Game. W, 91-86 vs. ULM 2/23/19 (2 OT)

Scored 100+ Points. W, 105-89 at BYU 3/15/17

Allowed 100+ Points. L, 79-100 at Louisiana 2/17/18

Had 50 Or More Rebounds. 53 vs. Coastal Carolina 2/7/19

Had 20 Or More Assists. 20 vs. ULM 2/1/20

Had 15 Or More Steals. 18, vs. Howard Payne 11/13/13

Played AP Ranked Opp. at #8 Gonzaga, L: 72-66 11/19/19

Defeated AP Ranked Opp. at #12 Saint Mary's, 65-51 12/8/16

UTA VS. TOP-25 TEAMS

Nov. 19, 2019	at #8 Gonzaga	L	66-72
Nov. 17, 2019	at #14 Oregon	L	47-67
Dec. 18, 2018	at #8 Gonzaga	L	55-89
Dec. 18, 2017	at #25 Creighton	L	81-90
Nov. 21, 2017	at #25 Alabama	L	76-77
Dec. 8, 2016	at #12 Saint Mary's	W	65-51
Dec. 2, 2014	at #6 Texas	L	53-63
Nov. 25, 2014	at #1 Kentucky	L	44-92
Nov. 19, 2013	at #4 Kentucky	L	76-105
Dec. 19, 2012	at #24 Oklahoma State	L	44-69
Nov. 23, 2011	at #9 Baylor	L	65-75
Dec. 29, 2010	at #3 Kansas	L	57-82
Dec. 20, 2008	at #21 Baylor	L	76-79
Mar. 21, 2008	vs. #2 Memphis#	L	63-87
Dec. 3, 2005	at #2 Texas	L	55-93
Dec. 15, 2004	at #14 Texas	L	70-85
Jan. 2, 2004	at #19 Texas	L	79-99
Nov. 27, 2002	at #3 Texas	L	45-76
Nov. 18, 1997	at #19 Oklahoma	L	63-81
Dec. 20, 1994	at #21 New Mexico State	L	63-102
Dec. 28, 1993	vs. #14 Connecticut+	L	72-112
Dec. 21, 1992	at #17 Nebraska	L	95-116
Nov. 23, 1991	at #14 Utah	L	57-58
Dec. 6, 1986	at #11 Oklahoma	L	76-101
Feb. 7, 1985	at #14 Louisiana Tech	L	61-86
Jan. 12, 1985	vs. #14 Louisiana Tech	L	65-76
Feb. 12, 1973	vs. #13 UL Lafayette	~L	96-111
Jan. 13, 1973	at #13 UL Lafayette	~L	73-79
Dec. 18, 1970	vs. #19 Drake*	L	83-102
Dec. 4, 1970	at #18 Long Beach State	L	57-102
Dec. 1, 1970	at #15 New Mexico State	L	82-107
Feb. 26, 1970	vs. #15 Houston	L	84-102
Dec. 4, 1969	at #20 Houston	L	70-88
Feb. 22, 1968	at #1 Houston	L	75-130

NCAA Tournament | + Hilo, Hawaii | ~ UL Wins Later Vacated | * Fort Worth, TX

STATISTICAL TRENDS

UTA'S RECORD WHEN

Monday	0-2
Tuesday	1-2
Wednesday	0-2
Thursday	4-3
Friday	0-0
Saturday	4-5
Sunday	1-1
Leading At Halftime	10-3
Trailing At Halftime	0-10
Tied At Halftime	0-2
Leading With 5 Minutes Left	10-1
Trailing With 5 Minutes Left	0-13
Tied With 5 Minutes Left	0-1
Shooting 40% FG Or Better	10-8
Shooting Less Than 40% FG	0-7
Opponent 40% FG Or Better	4-11
Opponent Less Than 40% FG	6-4
Shooting Better FG% Than Opponent	9-4
Shooting Worse FG% Than Opponent	1-11
Shooting Better 3-FG% Than Opponent	10-4
Shooting Worse 3-FG% Than Opponent	0-11
Outrebounding Opponent	7-2
Outrebounded By Opponent	2-11
Rebounds Tied	1-2
More Turnovers Than Opponent	2-5
Fewer Turnovers Than Opponent	7-9
Same Turnovers As Opponent	1-1

UTA'S POINT TOTAL

35-49 Points	0-1
50-59 Points	0-3
60-69 Points	3-5
70-79 Points	4-5
80-89 Points	3-1
90-99 Points	0-0
100+ Points	0-0

GAMES DECIDED BY

5 Points Or Less	1-6
6-10 Points	2-5
11-19 Points	4-3
20+ Points	3-1

ABOUT UT ARLINGTON

Current New York Knicks Interim Head Coach Mike Miller attended UTA and earned a letter in baseball for the 1987 season.

The University of Texas at Arlington is a Carnegie Research-1 "highest research activity" institution. With a global enrollment of nearly 60,000 during the 2018-2019 academic year, UTA is one of the largest institutions in the state of Texas. Guided by its Strategic Plan 2020 Bold Solutions | Global Impact, UTA fosters interdisciplinary research and education within four broad themes: health and the human condition, sustainable urban communities, global environmental impact, and data-driven discovery. UTA was recently cited by U.S. News & World Report as having the second lowest average student debt among U.S. universities. U.S. News & World Report lists UTA as having the fifth highest undergraduate diversity index among national universities. The University is a Hispanic-Serving Institution and is ranked as the top four-year college in Texas for veterans on Military Times' 2017 Best for Vets list. Visit www.uta.edu.

PROTECTING THE ROCK

In two games on Jan. 30 and Feb. 1, UTA committed nine total turnovers – four versus Louisiana and five against ULM. Along with a five-turnover performance at Houston, UTA is one of just seven schools in the nation with three games of five or fewer turnovers this season (all in the last 15 games). Minnesota leads the country with four such games.

In the previous nine seasons combined (2010-19), UTA had a total of just two games of five or fewer turnovers (a span of 306 games). The four-turnover performance against the Ragin' Cajuns were the fewest in a game by the Mavs since at least 2010.

RE-TRACKING 2018-19

Some of the 'notable' off-court highlights from Chris Ogden's first season at the helm of UTA in 2018-19:



KD COURTSIDE

Kevin Durant sat courtside next to the UTA bench on Nov. 16 at the College Park Center to watch the Mavericks take on Texas A&M-Corpus Christi. Durant is close friends with Ogden as the two date back to their time at Texas. Ogden, who led the Longhorns to the 2003 Final Four as a captain, was an administrative assistant on the 2007-08 Texas squad – Durant's lone collegiate season with Texas.



ODE TO BOBBY

Ogden coached his first-ever road game on Nov. 20 at Assembly Hall, and **as an ode to former Indiana head coach Bobby Knight** and the several connections the two have, **Ogden wore a UTA-themed sweater.** Ogden attended Knight's camp at IU when he was in 6th grade; his brother, Tanner, played for Knight at Texas Tech; Ogden and Knight's son, Pat, are extremely close friends.



SIRI, WHO'S AT PRACTICE?

Prior to the start of UTA's practice at Cal Berkeley on Dec. 20, **Siri co-founder Adam Chey-sper spoke to the team.** The entrepreneur and his son, Noah, watched practice, interacted with players and staff after practice and then remained longer to shoot around and engage further with the Mavs.



HEAD COACH CHRIS OGDEN

NOTABLE FIRST-YEAR HONORS

Sun Belt Coach of the Year

Just the third UTA coach to ever win a conference Coach of the Year award, joining Bob LeGrand (1981, Southland Conference) and Scott Cross (2012, Southland Conference; 2017, Sun Belt Conference).

NABC District 24 Coach of the Year

Consists of all Sun Belt members.

Hugh Durham Award Finalist

Presented annually to the nation's top mid-major coach.

Joe B. Hall Award Finalist

Given annually to the top first-year head coach in Division-I.

A new era of UT Arlington men's basketball began on Apr. 6, 2018, with the appointment of former Big 12 and SEC assistant Chris Ogden as the eighth head coach in program history.

In his first season leading UTA in 2018-19, the Mavs went 17-16 and Ogden guided a team predicted to finish 2nd-to-last in the Sun Belt Conference Preseason Poll to a 2nd-place finish in the regular-season standings (12-6) and a berth in the Sun Belt Tournament Championship Game for the second-straight year.

That nine-spot improvement from preseason to final regular-season finish was tied for the best in the nation along with Siena, which was picked 11th in the MAAC (Metro Atlantic Athletic Conference) and finished in a four-way tie for 2nd.

During his 15 years on the basketball staffs at Texas, Tennessee and Texas Tech, Ogden helped compile a 346-173 record for a .667 winning percentage. In 10 seasons as a full-time assistant coach he went 215-130 and registered a total of 32 victories over Associated Press top 25 ranked teams. He helped lead three programs to 11 total NCAA Tournament appearances, including three regional finals.

Ogden recruited many of the Texas Tech players who would go on to finish as national runner-ups in 2018-19.

Ogden was instrumental in signing six McDonald's All-Americans over a seven-year span at Texas (Avery Bradley in 2009, Cory Joseph in 2010, Tristan Thompson in 2010, Myck Kabongo in 2011, Cameron Ridley in 2012 and Myles Turner in 2014). He had a hand in assembling five recruiting classes that ranked nationally inside ESPN's Top 10.

Ogden has coached seven players who have gone onto have their name called in the NBA Draft, six of which were selected in the first round (Thompson, No. 4 by Cleveland in 2011; Jordan Hamilton, No. 26 by Dallas in 2011; Joseph, No. 29 by San Antonio in 2011; Avery Bradley, No. 19 by Boston in 2010; Damion James, No. 24 by Atlanta in 2010; and Turner, No. 11 by Indiana in 2015).

Ogden played four seasons at forward for the Longhorns from 2000-03 and was a member of four NCAA Tournament teams. The Longhorns reached the 2003 NCAA Final Four with Ogden serving as a senior captain. He finished his Texas career with 97 team victories, more than any other player in program history at the time.

Following his collegiate playing career, Ogden joined the Texas basketball staff as a student assistant coach for the 2003-04 season while he completed his undergraduate degree. He earned his Bachelor of Science in education in 2004.

Ogden played four years of varsity basketball at Seminole High School. He was crowned the state of Texas "Mr. Basketball" following his senior season in 1998-99. That year, he averaged 17.3 points, 10.6 rebounds and 8.5 assists per game while leading SHS to a 36-4 record and a runner-up finish in the Class 3A state tournament.

2019 SUN BELT COACH OF THE YEAR



CAREER TIMELINE

UT Arlington (2018-Present) – Head Coach
Texas Tech (2016-18) – Assistant Coach
Tennessee (2015-16) – Assistant Coach
Texas (2008-15) – Assistant Coach
Texas (2004-08) – Administrative Assistant
Texas (2003-04) – Student Assistant Coach

NCAA PLAYING CAREER

Texas (1999-03) – Team Captain, 2003 Final Four

EDUCATION

Texas (2004): Bachelor's in Education

PERSONAL

Wife: Katie
Children: Bo, Ellie & Parker

UTA HEAD COACHING HISTORY

Coach	Years	W	L	Pct.
Tom Tinker	1959-66	54	113	.323
Barry Dowd	1966-76	90	168	.349
Bob "Snake" LeGrand	1976-87	122	184	.399
Jerry Stone	1987-88	7	22	.241
Mark Nixon	1988-92	56	59	.487
Eddie McCarter	1992-06	179	211	.459
Scott Cross	2006-18	225	161	.584
Chris Ogden	2018-	27	31	.466
TOTAL		760	949	.445



ROSTER RUNDOWN

No.	Name	Pos.	Ht.	Wt.	Yr.	Hometown / High School / Previous School(s)
0	Brian Warren	G	5-9	170	Sr.	Indianapolis, Ind. / Howe / Tyler JC
1	Sam Griffin	G	6-3	175	Fr.	Miami, Fla. / Westminster Academy
2	Jordan Phillips	F	6-7	215	So.	Fort Worth, Texas / Grace Prep / Arkansas
3	Ayoub Nouhi	G/F	6-6	205	So.	Brussels, Belgium / Institute Saint-Louis Namur
4	David Azore	G	6-4	205	R-So.	Houston, Texas / Clear Brook
10	Radshad Davis	F	6-2	205	Sr.	Nassau, Bahamas / Sunrise Christian / Missouri State-West Plains
11	Hunter Lavelle ^	G	6-1	165	Fr.	Argyle, Texas / Argyle
13	Jabari Narcis	F	6-9	240	Sr.	Chaguanas, Trinidad and Tobago / Chaguanas North / Jacksonville College
14	Davis Steelman	G	6-3	185	Jr.	Bedford, Texas / Berkner / New Mexico Military Institute
20	Nicolas Elame	G	6-3	185	Fr.	Paris, France / Bella Vista Prep
21	Tre Jones ^	F	6-5	195	Fr.	Arlington, Texas / Kennedale
22	TiAndre Jackson-Young	F	6-4	200	Sr.	Marshall, Texas / Marshall / Tyler JC
23	Patrick Mwamba %	F	6-6	196	So.	Bukavu, Congo / Keur Madior International / NBA Academy Africa
33	McKade Marquis	G	6-0	195	R-Fr.	Whitehouse, Texas / Whitehouse
43	Coleman Sparling	F	6-7	215	R-Jr.	Ellensburg, Wash. / Ellensburg / Central Washington / College of Southern Idaho
	Grayson Carter *	F	6-9	225	So.	Dallas, Texas / Denton Guyer / Georgetown

* Will sit out the 2019-20 season in accordance with NCAA transfer regulations. || ^ Expected to redshirt this season. || % Out indefinitely (broken foot).

PRONOUNCIATION GUIDE

3: A-ube NEW-he

4: AYE-zore

10: ruh-SHAWHD

11: luh-VELLE

13: NAHR-sis

20: uh-LALM-eh

22: TEE-andre

23: mm-WAMBA

33: MARR-qwuiSS

THE JOURNEY

INSIDE THE 2018-19 UTA MEN'S BASKETBALL TEAM

Relive UTA's 2018-19 season with the behind-the-scenes all-access video series The Journey at UTAMavs.com/TheJourney.

O'BRIAN WARREN

@bmsforeigner

Sr. G 5-9 170 Indianapolis, IN Tyler JC Howe HS

RECORD PERFORMANCES

POINTS

Career 33 vs. ULM (2/23/19)
Season 28 @ Georgia Southern (12/21/19)
Sun Belt 33 vs. ULM (2/23/19)

REBOUNDS

Career 6, 4x, Last vs. Coastal Carolina (2/7/19)
Season 5, 3x, Last @ ULM (1/18/20)
Sun Belt 6 vs. Coastal Carolina (2/7/19)

ASSISTS

Career 12 vs. Arkansas Tech (11/24/19)
Season 12 vs. Arkansas Tech (11/24/19)
Sun Belt 9, 2x, Last @ Arkansas State (1/2/20)

STEALS

Career 6 vs. Southwestern Christian (11/05/16)
Season 2, 5x, Last vs. South Alabama (1/6/20)
Sun Belt 4 vs. Arkansas State (1/17/19)

FIELD GOALS MADE

Career 12 @ Georgia Southern (12/21/19)
Season 12 @ Georgia Southern (12/21/19)
Sun Belt 12 @ Georgia Southern (12/21/19)

FIELD GOALS ATTEMPTED

Career 22 @ Georgia State (12/19/19)
Season 22 @ Georgia State (12/19/19)
Sun Belt 22 @ Georgia State (12/19/19)

FREE THROWS MADE

Career 10, 2x, Last vs Kilgore (3/10/18)
Season 7 vs. Appalachian State (1/9/20)
Sun Belt 8 vs. ULM (2/23/19)

FREE THROWS ATTEMPTED

Career 14 vs. Kilgore (3/10/18)
Season 8, 2x, Last vs. Appalachian State (1/9/20)
Sun Belt 9 @ Texas State (2/2/19)

3-POINT FIELD GOALS MADE

Career 5, 2x, Last @ Houston (12/11/19)
Season 5 @ Houston (12/11/19)
Sun Belt 5 vs. ULM (2/23/19)

3-POINT FIELD GOALS ATTEMPTED

Career 11 vs. Navarro (2/25/17)
Season 10, 2x, Last @ Georgia State (12/19/19)
Sun Belt 10 @ Georgia State (12/19/19)

MINUTES

Career 42 vs. ULM (2/23/19)
Season 37 vs. South Alabama (1/6/20)
Sun Belt 42 vs. ULM (2/23/19)

MISCELLANEOUS

	Year	Career
Double-Figure Points	14	85
20+ Points	2	21
Double-Doubles	1	3
5+ Rebounds	3	13
Double-Figure Assists	1	6
Games W/ A Steal	14	87

CAREER STATS

Season	GP-GS	Min/Avg	FG-FGA	Pct	3-Ptr		F-Throws		Rebounds				PF	FO	A	TO	Blk	Stl	Pts	Avg
					FG-FGA	Pct	FT-FTA	Pct	Off	Def	Tot	Avg								
2016-17	29-29	0/0.0	97-236	.411	37-97	.381	101-123	.821	6	53	59	2.0	61	1	182	44	2	53	332	11.4
2017-18	33-33	0/0.0	173-379	.456	41-121	.339	123-174	.707	7	78	85	2.6	71	3	183	59	3	57	510	15.5
2018-19	33-32	983/29.8	176-443	.397	52-171	.304	103-128	.805	15	71	86	2.6	98	1	119	71	3	39	507	15.4
2019-20	25-21	714/28.6	112-290	.386	28-111	.252	59-73	.808	8	56	64	2.6	69	0	92	48	3	19	311	12.4
Total	120-115	1697/14.1	558-1348	.414	158-500	.316	386-498	.775	36	258	294	2.5	299	5	576	222	11	168	1660	13.8

2019-20 SEASON NUGGETS

Ranks 8th in the Sun Belt in conference games in assists (3.7) and 5th in assist-to-turnover ratio (1.8) ... poured in a then-season-high 27 points on a career-high-tying five 3-pointers at Houston; season-best 28 points at Georgia Southern ... **has registered 15+ points 10 times and single digits 11 times (other four games: 14, 14, 12 and 11 points)** ... career-high 12 assists versus Arkansas Tech, which were the most by a UTA player in nearly two years and are **the 2nd-most by any Sun Belt player this season** ... nine assists at Arkansas State; eight helpers at home against Louisiana ... **one of only three Sun Belt players with a points-assists double-double this year (DeVante Jones, Coastal Carolina; Markquis Nowell, Little Rock)** ... 2nd-fewest points of his career with just two at Louisiana (1 point as a freshman while at Tyler Junior College).

PAINT TOUCHES

Multi-Sport
Played Golf & Ran Cross Country In High School

Roommate
Radshad Davis

Call Me 'Kipp'
Goes By His Middle Name

Last Shave
He Last Shaved In The Summer Of 2018

Sneakerhead
Owns More Than 70 Pairs Of Shoes/Sneakers

Introvert
Doesn't Like Big Crowds

GAME-BY-GAME STATS

Opponent	Date	GS	MIN	Total		3-Pointers		Free throws		Rebounds				PF	A	T/O	BLK	STL	PTS	AVG	
				FG-FGA	PCT	3FG-3FGA	PCT	FT-FTA	PCT	OFF	DEF	TOT	AVG								
Texas-Dallas	11/05/2019	*	21:57	1-5	.200	0-3	.000	1-2	.500	1	4	5	5.0	1	7	2	0	1	3	3.0	
Tulsa	11/09/2019	*	28:09	4-10	.400	1-5	.200	6-6	1.000	1	2	3	4.0	4	4	1	0	1	15	9.0	
at Nevada	11/12/2019	*	24:06	1-12	.083	1-8	.125	2-4	.500	0	2	2	3.3	4	2	2	0	1	5	7.7	
at Oregon	11/17/2019	*	29:31	4-11	.364	0-3	.000	1-1	1.000	0	1	1	2.8	2	1	1	0	0	9	8.0	
at Gonzaga	11/19/2019	*	32:01	5-17	.294	1-7	.143	4-4	1.000	0	3	3	2.8	4	4	1	0	2	15	9.4	
Arkansas Tech	11/24/2019	*	27:02	7-13	.538	0-2	.000	1-1	1.000	1	2	3	2.8	3	12	1	0	0	15	10.3	
vs Furman	11/27/2019	*	31:00	6-13	.462	1-1	1.000	5-5	1.000	0	4	4	3.0	1	1	2	0	2	18	11.4	
at Elon	11/28/2019	*	26:00	1-4	.250	0-3	.000	4-5	.800	0	2	2	2.9	2	4	2	0	0	6	10.8	
North Texas	12/02/2019	*	35:51	7-14	.500	4-6	.667	0-0	.000	0	2	2	2.8	2	1	5	1	1	18	11.6	
UC Santa Barbara	12/07/2019	*	28:49	2-4	.500	1-3	.333	2-2	1.000	2	0	2	2.7	4	2	2	0	1	7	11.1	
at Houston	12/11/2019	*	29:31	8-19	.421	5-10	.500	6-8	.750	0	2	2	2.6	3	2	0	0	0	27	12.5	
at Georgia St.	12/19/2019	*	33:32	9-22	.409	1-10	.100	0-0	.000	0	5	5	2.8	4	3	2	0	2	19	13.1	
at Ga. Southern	12/21/2019	*	33:40	12-21	.571	4-7	.571	0-1	.000	1	2	3	2.8	4	2	4	0	2	28	14.2	
at Arkansas St.	01/02/2020	*	32:22	3-11	.273	0-5	.000	1-2	.500	1	2	3	2.9	3	9	1	0	1	7	13.7	
at Little Rock	01/04/2020	*	32:50	6-13	.462	1-3	.333	1-2	.500	0	2	2	2.8	4	3	1	0	0	14	13.7	
South Alabama	01/06/2020	*	37:22	3-13	.231	1-7	.143	0-0	.000	0	4	4	2.9	2	6	2	0	2	7	13.3	
Appalachian St.	01/09/2020	*	34:33	4-18	.222	1-8	.125	7-8	.875	1	0	1	2.8	4	3	2	0	0	16	13.5	
Coastal Carolina	01/11/2020	*	22:28	4-8	.500	1-2	.500	2-2	1.000	0	2	2	2.7	4	3	4	1	1	11	13.3	
at Louisiana	01/16/2020	*	18:19	1-5	.200	0-2	.000	0-0	.000	0	0	0	2.6	0	2	1	0	0	2	12.7	
at La.-Monroe	01/18/2020	*	27:18	6-10	.600	1-2	.500	6-7	.857	0	5	5	2.7	1	2	2	1	0	19	13.1	
at Texas St.	01/25/2020	*	27:01	2-7	.286	0-2	.000	4-4	1.000	0	4	4	2.8	4	3	6	0	1	8	12.8	
Louisiana	01/30/2020	*	33:12	5-14	.357	2-3	.667	0-0	.000	0	2	2	2.7	1	8	1	0	1	12	12.8	
La.-Monroe	02/01/2020	*	26:21	3-7	.429	1-3	.333	0-0	.000	0	3	3	2.7	0	6	0	0	0	7	12.5	
at Appalachian St.	02/06/2020	*	23:34	6-13	.462	1-4	.250	1-3	.333	0	0	0	2.6	4	1	2	0	0	14	12.6	
at Coastal Carolina	02/08/2020	*	20:28	2-6	.333	0-2	.000	5-6	.833	0	1	1	2.6	4	1	1	0	0	9	12.4	
Totals			21	716:56	112-290	.386	28-111	.252	59-73	.808	8	56	64	2.6	69	92	48	3	19	311	12.4

1 | SAM GRIFFIN

Instagram Twitter @samgriffin3rd

Fr. G 6-3 175 Miami, FL Westminster Academy

RECORD PERFORMANCES

POINTS

Career 20, 2x, Last @ Little Rock (1/4/20)
Season Same As Career
Sun Belt 20 @ Little Rock (1/4/20)

REBOUNDS

Career 5 vs. Louisiana (1/30/20)
Season Same As Career
Sun Belt 5 vs. Louisiana (1/30/20)

ASSISTS

Career 4 @ Louisiana (1/16/20)
Season Same As Career
Sun Belt 4 @ Louisiana (1/16/20)

STEALS

Career 2, 2x, Last @ Houston (12/11/19)
Season Same As Career
Sun Belt 1, 7x, Last @ Coastal Carolina (2/8/20)

FIELD GOALS MADE

Career 8, 2x, Last @ Little Rock (1/4/20)
Season Same As Career
Sun Belt 8 @ Little Rock (1/4/20)

FIELD GOALS ATTEMPTED

Career 13 @ Little Rock (1/4/20)
Season Same As Career
Sun Belt 13 @ Little Rock (1/4/20)

FREE THROWS MADE

Career 4 @ ULM (1/18/20)
Season Same As Career
Sun Belt 4 @ ULM (1/18/20)

FREE THROWS ATTEMPTED

Career 4, 3x, Last @ ULM (1/18/20)
Season Same As Career
Sun Belt 4, 2x, Last @ ULM (1/18/20)

3-POINT FIELD GOALS MADE

Career 4, 2x, Last vs. ULM (2/1/20)
Season Same As Career
Sun Belt 4 vs. ULM (2/1/20)

3-POINT FIELD GOALS ATTEMPTED

Career 8 @ Louisiana (1/16/20)
Season Same As Career
Sun Belt 8 @ Louisiana (1/16/20)

MINUTES

Career 29 @ Houston (12/11/19)
Season Same As Career
Sun Belt 27 vs. ULM (2/1/20)

MISCELLANEOUS

	Year	Career
Double-Figure Points	8	8
20+ Points	2	2
Double-Doubles		
5+ Rebounds	1	1
Double-Figure Assists		
Games W/ A Steal	14	14

CAREER STATS

2019-20 SEASON NUGGETS

Has started the last seven games while averaging 9.6 points over that stretch ... has led UTA in scoring four times this year ... 13 points on the road at Nevada; nine of those points came on three 3-pointers in the closing 90 seconds of the 1st half ... delivered a then-high 20 points in a road win at Elon, going 8-9 from the floor; that 89-percent performance is tied for the 3rd-best by any Sun Belt player this season ... scored 14 of his team-high 16 points in the 2nd half versus UC Santa Barbara ... 14 points in his second-career start at Louisiana.

HIGH SCHOOL

First Team All-State selection in Class 4A as a senior ... First Team All-County as a senior ... averaged 23 points per game as a senior ... led his team to a third-straight state championship ... attended Miami Norland for two years before transferring to Westminster; scored 1,000+ points in two seasons.

PAINT TOUCHES

A-Typical Major
Nursing Major Due To The
Guaranteed Job Placement

Roommate
Tre Jones

About Tre Jones
Outgoing

Put A Smile On
Enjoys Making People
Happy/Smile

Campus Description
Extremely Active

Come Talk To Me
Extremely Approachable;
Loves Conversing

GAME-BY-GAME STATS

Opponent	Date	GS	MIN	Total		3-Pointers		Free throws		Rebounds				PF	A	T/O	BLK	STL	PTS	AVG	
				FG-FGA	PCT	3FG-3FGA	PCT	FT-FTA	PCT	OFF	DEF	TOT	AVG								
Texas-Dallas	11/05/2019		14:24	4-7	.571	4-7	.571	0-0	.000	0	1	1	1.0	1	3	0	0	1	12	12.0	
Tulsa	11/09/2019		23:02	2-7	.286	0-4	.000	0-0	.000	0	2	2	1.5	2	2	1	0	1	4	8.0	
at Nevada	11/12/2019		20:17	5-11	.455	3-7	.429	0-0	.000	0	0	0	1.0	0	2	1	0	1	13	9.7	
at Oregon	11/17/2019		19:15	0-5	.000	0-4	.000	0-0	.000	0	0	0	0.8	0	1	1	0	1	0	7.3	
at Gonzaga	11/19/2019		14:47	2-5	.400	1-3	.333	0-0	.000	0	2	2	1.0	1	0	0	0	0	5	6.8	
Arkansas Tech	11/24/2019		19:14	2-10	.200	0-3	.000	0-0	.000	0	0	0	0.8	2	2	0	0	1	4	6.3	
vs Furman	11/27/2019		10:00	1-3	.333	0-1	.000	1-1	1.000	0	1	1	0.9	1	0	2	0	0	3	5.9	
at Elon	11/28/2019		24:00	8-9	.889	3-4	.750	1-2	.500	0	3	3	1.1	3	0	3	0	2	20	7.6	
North Texas	12/02/2019		16:03	2-5	.400	0-0	.000	0-0	.000	0	0	0	1.0	2	0	0	0	0	4	7.2	
UC Santa Barbara	12/07/2019		20:46	5-12	.417	3-7	.429	3-4	.750	0	2	2	1.1	0	0	2	0	0	16	8.1	
at Houston	12/11/2019	*	28:44	1-8	.125	0-5	.000	1-2	.500	1	1	2	1.2	1	1	1	0	2	3	7.6	
at Georgia St.	12/19/2019		05:52	1-2	.500	0-1	.000	0-0	.000	0	1	1	1.2	0	0	0	0	0	2	7.2	
at Ga. Southern	12/21/2019		14:45	1-3	.333	1-2	.500	3-4	.750	0	1	1	1.2	1	0	2	0	1	6	7.1	
at Arkansas St.	01/02/2020		14:08	2-4	.500	0-1	.000	0-1	.000	0	2	2	1.2	1	3	2	0	0	4	6.9	
at Little Rock	01/04/2020		24:10	8-13	.615	3-7	.429	1-1	1.000	0	1	1	1.2	0	1	1	0	0	20	7.7	
South Alabama	01/06/2020	*	24:48	1-7	.143	1-7	.143	2-2	1.000	0	0	0	1.1	0	0	0	0	0	5	7.6	
Appalachian St.	01/09/2020		11:56	1-2	.500	1-2	.500	0-0	.000	0	1	1	1.1	2	0	0	0	1	3	7.3	
Coastal Carolina	01/11/2020		16:26	3-5	.600	2-2	1.000	0-0	.000	0	1	1	1.1	2	2	0	0	1	8	7.3	
at Louisiana	01/16/2020	*	25:39	6-12	.500	2-8	.250	0-0	.000	0	1	1	1.1	2	4	0	0	1	14	7.7	
at La.-Monroe	01/18/2020	*	21:07	2-6	.333	1-5	.200	4-4	1.000	0	2	2	1.2	1	3	3	0	0	9	7.8	
at Texas St.	01/25/2020	*	24:18	3-9	.333	1-3	.333	2-2	1.000	0	0	0	1.1	0	0	0	0	1	9	7.8	
Louisiana	01/30/2020	*	25:12	4-11	.364	2-6	.333	0-0	.000	0	5	5	1.3	0	0	0	0	1	10	7.9	
La.-Monroe	02/01/2020	*	26:55	6-9	.667	4-7	.571	1-2	.500	0	0	0	1.2	0	1	0	0	0	17	8.3	
at Appalachian St.	02/06/2020	*	10:26	1-4	.250	0-2	.000	0-0	.000	0	0	0	1.2	2	1	0	0	0	2	8.0	
at Coastal Carolina	02/08/2020	*	21:43	2-7	.286	2-5	.400	0-0	.000	0	2	2	1.2	0	1	2	0	1	6	8.0	
Totals			8	467:55	73-176	.415	34-103	.330	19-25	.760	1	29	30	1.2	24	29	21	0	16	199	8.0

Season	GP-GS	Min/Avg	Total FG-FGA	Pct	3-Ptr FG-FGA	Pct	F-Throws FT-FTA	Pct	Rebounds Off Def Tot Avg	PF	FO	A	TO	Blk	Stl	Pts	Avg
2019-20	25-8	473/18.9	73-176	.415	34-103	.330	19-25	.760	1 29 30 1.2	24	0	29	21	0	16	199	8.0
Total	25-8	473/18.9	73-176	.415	34-103	.330	19-25	.760	1 29 30 1.2	24	0	29	21	0	16	199	8.0

2 JORDAN PHILLIPS

@J25Phillips

@jord2nphillips

So. F 6-7 215 Fort Worth, TX Arkansas Grace Prep

RECORD PERFORMANCES

POINTS

Career 18 @ Little Rock (1/4/20)
Season 18 @ Little Rock (1/4/20)
Sun Belt 18 @ Little Rock (1/4/20)

REBOUNDS

Career 7, 3x, Last vs. Coastal Carolina (1/11/20)
Season 7, 3x, Last vs. Coastal Carolina (1/11/20)
Sun Belt 7, 2x, Last vs. Coastal Carolina (1/11/20)

ASSISTS

Career 4 vs. Coastal Carolina (1/11/20)
Season 4 vs. Coastal Carolina (1/11/20)
Sun Belt 4 vs. Coastal Carolina (1/11/20)

STEALS

Career 3 vs. South Alabama (1/6/20)
Season 3 vs. South Alabama (1/6/20)
Sun Belt 3 vs. South Alabama (1/6/20)

FIELD GOALS MADE

Career 5, 4x, Last vs. Coastal Carolina (1/11/20)
Season 5, 4x, Last vs. Coastal Carolina (1/11/20)
Sun Belt 5, 2x, Last vs. Coastal Carolina (1/11/20)

FIELD GOALS ATTEMPTED

Career 14 vs. Coastal Carolina (1/11/20)
Season 14 vs. Coastal Carolina (1/11/20)
Sun Belt 14 vs. Coastal Carolina (1/11/20)

FREE THROWS MADE

Career 6 vs. UT Dallas (11/5/19)
Season 6 vs. UT Dallas (11/5/19)
Sun Belt 5 @ Coastal Carolina (2/8/20)

FREE THROWS ATTEMPTED

Career 9 vs. UT Dallas (11/5/19)
Season 9 vs. UT Dallas (11/5/19)
Sun Belt 6 @ Coastal Carolina (2/8/20)

3-POINT FIELD GOALS MADE

Career 4 @ Little Rock (1/4/20)
Season 4 @ Little Rock (1/4/20)
Sun Belt 4 @ Little Rock (1/4/20)

3-POINT FIELD GOALS ATTEMPTED

Career 6 @ Little Rock (1/4/20)
Season 6 @ Little Rock (1/4/20)
Sun Belt 6 @ Little Rock (1/4/20)

MINUTES

Career 35, 2x, Last vs. Coastal Carolina (1/11/20)
Season 35, 4x, Last vs. Coastal Carolina (1/11/20)
Sun Belt 35 vs. Coastal Carolina (1/11/20)

MISCELLANEOUS

	Year	Career
Double-Figure Points	9	9
20+ Points		
Double-Doubles		
5+ Rebounds	8	8
Double-Figure Assists		
Games W/ A Steal	12	13

CAREER STATS

Season	GP-GS	Min/Avg	Total		3-Ptr		F-Throws		Rebounds											Pts	Avg					
			FG-FGA	Pct	FG-FGA	Pct	FT-FTA	Pct	Off	Def	Tot	Avg	PF	FO	A	TO	Blk	Stl								
2018-19	7-0	38/5.4	3-20	.150	0-6	.000	4-4	1.000	1	4	5	0.7	6	0	1	2	0	1							10	1.4
2019-20	25-17	578/23.1	55-165	.333	16-53	.302	43-58	.741	28	63	91	3.6	36	0	33	33	3	15							169	6.8
Total	32-17	616/19.3	58-185	.314	16-59	.271	47-62	.758	29	67	96	3.0	42	0	34	35	3	16							179	5.6

2019-20 SEASON NUGGETS

12 points at Coastal Carolina; seven points in four games prior ... stretch of a career-best three-straight double-figure point games snapped at Texas State ... in his first game with UTA he scored a then-season and then-career-high 17 points against UT Dallas ... **surpassed that with a career-high 18 points at Little Rock on a career-best four 3-pointers** ... 14 points at #14 Oregon and 14 points versus UC Santa Barbara; added a career-best seven rebounds in that contest (has matched that total twice since: Appalachian State, Coastal Carolina).

PRIOR TO UTA

Transferred from Arkansas to UTA prior to the spring 2019 semester in January and became eligible immediately following a waiver approval ... played in seven games at Arkansas ... ranked as the 11th-best prospect in Texas coming out of high school, the 37th-best shooting guard in the country and just outside the top-100 national rankings.

PAINT TOUCHES

Transfer

UTA Staff & Players Extremely Welcoming; Strong Academic Focus At UTA More So Than Arkansas, Which Played A Role

Roommate

Grayson Carter

About Grayson

Have Known Each Other Since 8th Grade

Don't Touch ...

His Bellybutton; Hates It & Has A Phobia

Tore Right Meniscus

Summer Of 2018

GAME-BY-GAME STATS

Opponent	Date	GS	MIN	Total		3-Pointers		Free throws		Rebounds				PF	A	T/O	BLK	STL	PTS	AVG	
				FG-FGA	PCT	3FG-3FGA	PCT	FT-FTA	PCT	OFF	DEF	TOT	AVG								
Texas-Dallas	11/05/2019	*	21:11	5-8	.625	1-3	.333	6-9	.667	3	2	5	5.0	1	0	1	0	1	17	17.0	
Tulsa	11/09/2019	*	19:19	1-3	.333	1-2	.500	0-0	.000	0	1	1	3.0	3	2	0	0	3	10.0		
at Nevada	11/12/2019	*	14:40	0-2	.000	0-1	.000	1-2	.500	1	1	2	2.7	0	0	2	0	0	1	7.0	
at Oregon	11/17/2019	*	21:55	4-12	.333	3-5	.600	3-4	.750	1	4	5	3.3	0	0	0	0	14	8.8		
at Gonzaga	11/19/2019	*	19:52	2-5	.400	0-0	.000	1-2	.500	1	4	5	3.6	1	1	1	0	1	5	8.0	
Arkansas Tech	11/24/2019	*	20:02	4-10	.400	0-3	.000	0-0	.000	1	3	4	3.7	0	1	1	0	1	8	8.0	
vs Furman	11/27/2019	*	14:00	1-2	.500	0-1	.000	0-0	.000	1	1	2	3.4	3	2	1	0	0	2	7.1	
at Elon	11/28/2019	*	27:00	3-5	.600	1-2	.500	4-4	1.000	0	3	3	3.4	2	1	0	0	0	11	7.6	
North Texas	12/02/2019	*	20:29	1-6	.167	0-2	.000	1-2	.500	2	1	3	3.3	1	0	2	1	0	3	7.1	
UC Santa Barbara	12/07/2019	*	28:22	5-10	.500	1-3	.333	3-6	.500	2	5	7	3.7	2	1	2	1	2	14	7.8	
at Houston	12/11/2019	*	35:03	1-7	.143	0-2	.000	3-4	.750	1	3	4	3.7	2	0	1	0	1	5	7.5	
at Georgia St.	12/19/2019	*	18:21	2-6	.333	1-3	.333	0-0	.000	1	1	2	3.6	1	1	2	0	1	5	7.3	
at Ga. Southern	12/21/2019	*	18:56	1-5	.200	0-0	.000	0-0	.000	0	1	1	3.4	2	0	1	0	0	2	6.9	
at Arkansas St.	01/02/2020	*	22:57	2-6	.333	0-1	.000	2-2	1.000	0	4	4	3.4	2	3	2	0	1	6	6.9	
at Little Rock	01/04/2020	*	32:36	5-9	.556	4-6	.667	4-4	1.000	0	1	1	3.3	1	4	1	0	0	18	7.6	
South Alabama	01/06/2020	*	17:12	0-2	.000	0-1	.000	0-0	.000	1	2	3	3.3	3	1	1	0	3	0	7.1	
Appalachian St.	01/09/2020	*	24:52	1-5	.200	0-2	.000	1-2	.500	1	6	7	3.5	1	3	1	1	1	3	6.9	
Coastal Carolina	01/11/2020	*	34:50	5-14	.357	1-5	.200	2-3	.667	2	5	7	3.7	3	4	0	0	0	13	7.2	
at Louisiana	01/16/2020	*	23:45	3-11	.273	1-2	.500	3-3	1.000	2	3	5	3.7	2	2	0	0	1	10	7.4	
at La.-Monroe	01/18/2020	*	27:21	3-10	.300	0-3	.000	4-5	.800	2	2	4	3.8	1	1	1	0	1	10	7.5	
at Texas St.	01/25/2020	*	26:53	0-5	.000	0-0	.000	0-0	.000	2	2	4	3.8	1	1	3	0	0	0	7.1	
Louisiana	01/30/2020	*	17:57	1-4	.250	1-2	.500	0-0	.000	0	1	1	3.6	0	2	0	0	1	3	7.0	
La.-Monroe	02/01/2020	*	24:18	2-9	.222	0-2	.000	0-0	.000	2	2	4	3.7	1	1	1	0	0	4	6.8	
at Appalachian St.	02/06/2020	*	21:58	0-2	.000	0-1	.000	0-0	.000	1	0	1	3.5	1	0	1	0	0	0	6.5	
at Coastal Carolina	02/08/2020	*	29:25	3-7	.429	1-1	1.000	5-6	.833	1	5	6	3.6	2	2	6	0	0	12	6.8	
Totals			17	583:15	55-165	.333	16-53	.302	43-58	.741	28	63	91	3.6	36	33	33	3	15	169	6.8

3 | AYOUB NOUHI

A-ube NEW-he

@ayoubnouhi3

So. G/F 6-6 205 Brussels, Belgium Institute Saint-Louis Namur

RECORD PERFORMANCES

POINTS

Career 9, 3x, Last vs. ULM (2/23/19)
Season 8 vs. Tulsa (11/9/19)
Sun Belt 9, 3x, Last vs. ULM (2/23/19)

REBOUNDS

Career 5 vs. Little Rock (1/19/19)
Season 3, 7x, Last @ Little Rock (1/4/20)
Sun Belt 5 vs. Little Rock (1/19/19)

ASSISTS

Career 3, 3x, Last vs. UC Santa Barbara (12/7/19)
Season 3, 3x, Last vs. UC Santa Barbara (12/7/19)
Sun Belt 2, 3x, Last vs. ULM (2/23/19)

STEALS

Career 3 vs. Arkansas State (1/17/19)
Season 1, 7x, Last vs. Coastal Carolina (1/11/20)
Sun Belt 3 vs. Arkansas State (1/17/19)

FIELD GOALS MADE

Career 4 vs. Coastal Carolina (2/7/19)
Season 3, 2x, Last vs. Arkansas Tech (11/24/19)
Sun Belt 4 vs. Coastal Carolina (2/7/19)

FIELD GOALS ATTEMPTED

Career 6, 5x, Last vs. Arkansas Tech (11/24/19)
Season 6, 3x, Last vs. Arkansas Tech (11/24/19)
Sun Belt 6, 2x, Last vs. ULM (2/23/19)

FREE THROWS MADE

Career 2, 3x, Last @ Houston (12/11/19)
Season 2, 3x, Last @ Houston (12/11/19)
Sun Belt 1, 4x, Last vs. Appalachian State (1/9/20)

FREE THROWS ATTEMPTED

Career 4 @ Nevada (11/12/19)
Season 4 @ Nevada (11/12/19)
Sun Belt 2, 5x, Last vs. Appalachian State (1/9/20)

3-POINT FIELD GOALS MADE

Career 2, 4x, Last vs. Tulsa (11/9/19)
Season 2 vs. Tulsa (11/9/19)
Sun Belt 2, 3x, Last vs. ULM (2/23/19)

3-POINT FIELD GOALS ATTEMPTED

Career 5 vs. Tulsa (11/9/19)
Season 5 vs. Tulsa (11/9/19)
Sun Belt 4 vs. Little Rock (1/19/19)

MINUTES

Career 22 @ Arkansas State (1/2/20)
Season 22 @ Arkansas State (1/2/20)
Sun Belt 22 @ Arkansas State (1/2/20)


MISCELLANEOUS

	Year	Career
Double-Figure Points		
20+ Points		
Double-Doubles		
5+ Rebounds		1
Double-Figure Assists		
Games W/ A Steal	6	13

CAREER STATS

2019-20 SEASON NUGGETS

Did not travel to App State nor Coastal Carolina (sickness) ... has started nine games this year, including five in a row before the road Louisiana contest ... recorded a season-high eight points against Tulsa, one shy of matching his career high ... issued a career-high-tying three assists versus UT Dallas, North Texas and UC Santa Barbara ... has secured a season-high three rebounds on seven occasions this season ... did not play at ULM or versus Louisiana at home (coach's decision).



PAINT TOUCHES

Quadrilingual
Can Speak French, English, Arabic & Dutch

Americans Are...
More Friendly Than He Expected Them To Be

Color Blind
Can't See Red, Blue, Green Or Brown

Roommate
Jabari Narcis

Jabari Is Always...
Making Food At 3 AM

Favorite Fast Food
Chick-fil-A

GAME-BY-GAME STATS

Opponent	Date	GS	MIN	Total FG-FGA	PCT	3-Pointers 3FG-3FGA	PCT	Free throws FT-FTA	PCT	Rebounds OFF DEF TOT AVG	PF	A	T/O	BLK	STL	PTS	AVG
Texas-Dallas	11/05/2019	*	19:39	1-6	.167	0-2	.000	0-0	.000	1 2 3 3.0	2	3	1	0	0	2	2.0
Tulsa	11/09/2019	*	20:13	3-6	.500	2-5	.400	0-0	.000	1 1 2 2.5	2	0	0	0	0	8	5.0
at Nevada	11/12/2019	*	19:16	1-3	.333	1-3	.333	2-4	.500	0 0 0 1.7	3	1	0	0	1	5	5.0
at Oregon	11/17/2019		13:49	1-3	.333	0-1	.000	0-0	.000	1 2 3 2.0	0	0	0	0	0	2	4.3
at Gonzaga	11/19/2019		18:09	1-3	.333	1-1	1.000	2-2	1.000	0 1 1 1.8	0	0	0	0	1	5	4.4
Arkansas Tech	11/24/2019		17:52	3-6	.500	1-1	1.000	0-0	.000	0 2 2 1.8	1	1	3	0	0	7	4.8
vs Furman	11/27/2019		13:00	1-3	.333	0-1	.000	0-0	.000	0 1 1 1.7	2	0	1	0	0	2	4.4
at Elon	11/28/2019		11:00	0-2	.000	0-1	.000	1-2	.500	1 2 3 1.9	1	0	0	1	0	1	4.0
North Texas	12/02/2019		16:08	1-1	1.000	0-0	.000	0-0	.000	0 1 1 1.8	2	3	0	0	1	2	3.8
UC Santa Barbara	12/07/2019	*	16:38	0-0	.000	0-0	.000	0-0	.000	0 3 3 1.9	4	3	1	0	1	0	3.4
at Houston	12/11/2019		15:05	0-2	.000	0-1	.000	2-2	1.000	0 0 0 1.7	1	1	0	0	1	2	3.3
at Georgia St.	12/19/2019		07:28	1-1	1.000	0-0	.000	0-0	.000	1 0 1 1.7	2	0	3	0	0	2	3.2
at Ga. Southern	12/21/2019		16:46	0-0	.000	0-0	.000	0-0	.000	0 3 3 1.8	0	1	2	1	0	0	2.9
at Arkansas St.	01/02/2020	*	22:23	1-2	.500	0-1	.000	0-0	.000	1 2 3 1.9	2	1	0	0	0	2	2.9
at Little Rock	01/04/2020	*	05:53	0-0	.000	0-0	.000	0-0	.000	1 2 3 1.9	1	1	2	0	0	0	2.7
South Alabama	01/06/2020	*	12:39	0-0	.000	0-0	.000	0-0	.000	0 2 2 1.9	0	0	0	0	0	0	2.5
Appalachian St.	01/09/2020	*	12:25	0-2	.000	0-0	.000	1-2	.500	0 0 0 1.8	2	0	0	0	1	1	2.4
Coastal Carolina	01/11/2020	*	16:01	2-3	.667	0-0	.000	0-0	.000	1 1 2 1.8	3	0	0	0	1	4	2.5
at Louisiana	01/16/2020		02:44	0-0	.000	0-0	.000	0-0	.000	0 0 0 1.7	0	0	1	0	0	0	2.4
at Texas St.	01/25/2020		00:01	0-0	.000	0-0	.000	0-0	.000	0 0 0 1.7	0	0	0	0	0	0	2.3
La.-Monroe	02/01/2020		04:01	0-1	.000	0-1	.000	0-0	.000	0 2 2 1.7	1	0	0	0	0	0	2.1
Totals			9 281:11	16-44	.364	5-18	.278	8-12	.667	8 27 35 1.7	29	15	14	2	7	45	2.1

Season	GP-GS	Min/Avg	Total FG-FGA	Pct	3-Ptr FG-FGA	Pct	F-Throws FT-FTA	Pct	Rebounds Off Def Tot Avg	PF	FO	A	TO	Blk	Stl	Pts	Avg
2018-19	31-18	369/11.9	32-68	.471	9-26	.346	5-15	.333	13 24 37 1.2	34	0	10	18	2	11	78	2.5
2019-20	21-9	280/13.3	16-44	.364	5-18	.278	8-12	.667	8 27 35 1.7	29	0	15	14	2	7	45	2.1
Total	52-27	649/12.5	48-112	.429	14-44	.318	13-27	.481	21 51 72 1.4	63	0	25	32	4	18	123	2.4

4 DAVID AZORE

AYE-zore
@dazore6
@david22hh

R-So. G 6-4 205 Houston, TX Clear Brook HS

RECORD PERFORMANCES

POINTS

Career 33 @ Georgia Southern (12/21/19)
Season 33 @ Georgia Southern (12/21/19)
Sun Belt 33 @ Georgia Southern (12/21/19)

REBOUNDS

Career 13 @ Texas State (2/2/19)
Season 12 @ Georgia Southern (12/21/19)
Sun Belt 13 @ Texas State (2/2/19)

ASSISTS

Career 8 vs. ULM (2/1/20)
Season 8 vs. ULM (2/1/20)
Sun Belt 8 vs. ULM (2/1/20)

STEALS

Career 3, 3x, Last @ Texas State (1/25/20)
Season 3, 3x, Last @ Texas State (1/25/20)
Sun Belt 3, 3x, Last @ Texas State (1/25/20)

FIELD GOALS MADE

Career 11 @ Georgia Southern (12/21/19)
Season 11 @ Georgia Southern (12/21/19)
Sun Belt 11 @ Georgia Southern (12/21/19)

FIELD GOALS ATTEMPTED

Career 24 vs. Coastal Carolina (1/11/20)
Season 24 vs. Coastal Carolina (1/11/20)
Sun Belt 24 vs. Coastal Carolina (1/11/20)

FREE THROWS MADE

Career 9, 2x, Last @ Georgia Southern (12/21/19)
Season 9 @ Georgia Southern (12/21/19)
Sun Belt 9, 2x, Last @ Georgia Southern (12/21/19)

FREE THROWS ATTEMPTED

Career 10, 3x, Last @ Georgia Southern (12/21/19)
Season 10, 2x, Last @ Georgia Southern (12/21/19)
Sun Belt 10, 2x, Last @ Georgia Southern (12/21/19)

3-POINT FIELD GOALS MADE

Career 4 vs. Appalachian State (1/9/20)
Season 4 vs. Appalachian State (1/9/20)
Sun Belt 4 vs. Appalachian State (1/9/20)

3-POINT FIELD GOALS ATTEMPTED

Career 8 vs. Coastal Carolina (1/11/20)
Season 8 vs. Coastal Carolina (1/11/20)
Sun Belt 8 vs. Coastal Carolina (1/11/20)

MINUTES

Career 38, 2x, Last vs. UC Santa Barbara (12/7/19)
Season 38 vs. UC Santa Barbara (12/7/19)
Sun Belt 38 vs. ULM (2/23/19)

MISCELLANEOUS

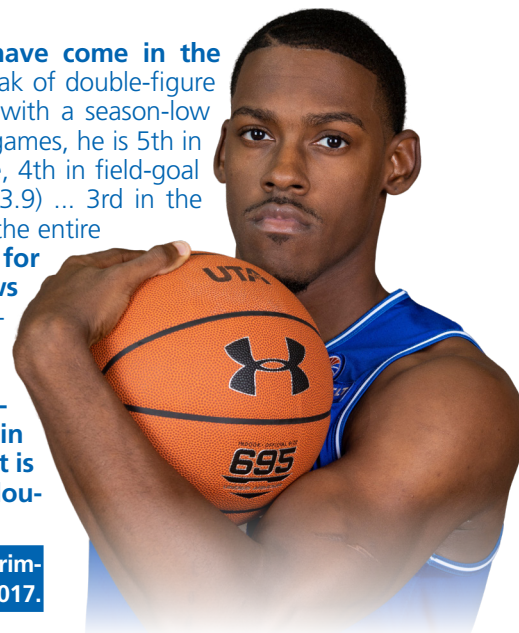
	Year	Career
Double-Figure Points	22	34
20+ Points	4	4
Double-Doubles	2	4
5+ Rebounds	11	25
Double-Figure Assists		
Games W/ A Steal	15	30

CAREER STATS

2019-20 SEASON NUGGETS

13 percent of his career assists have come in the last three games (19 of 147) ... streak of double-figure points in 21-straight games snapped with a season-low two points versus ULM ... in Sun Belt games, he is 5th in the league with 16.4 points per game, 4th in field-goal percentage (47.4) and 5th in assists (3.9) ... 3rd in the Sun Belt in free-throw percentage for the entire year at 83.3 (100-120) ... responsible for 32 percent of UTA's total free throws made this season (100 of 313) ... career-high 33 points at Georgia Southern to go along with 12 rebounds ... all 12 rebounds came on the defensive end, tied for the 10th-most in single-game program history ... that is one of only two 30-point double-doubles by a Sun Belt player this year.

Torn his ACL in UTA's preseason charity scrimmage win over Oklahoma in October of 2017.



PAINT TOUCHES

Sports Allegiances

NBA: Rockets
NFL: Texans

Roommate

Patrick Mwamba

Twinning

Has A Twin Sister, Joilyn, Who Plays Volleyball At Southern University; Everyone Says They Look Alike, But He Doesn't Agree

The Self-Proclaimed...

Best NBA 2K 2020 Video Game Player On The Team

Wants To Improve

Assist-TO Ratio & Finishing

GAME-BY-GAME STATS

Opponent	Date	GS	MIN	Total			3-Pointers			Free throws			Rebounds			PF	A	T/O	BLK	STL	PTS	AVG
				FG	FGA	PCT	3FG	3FGA	PCT	FT	FTA	PCT	OFF	DEF	TOT							
Texas-Dallas	11/05/2019	*	23:52	3-5	.600		1-1	1.000	0-0	.000	0	4	4	4.0	0	2	0	0	2	7	7.0	
Tulsa	11/09/2019	*	27:41	4-11	.364		0-4	.000	4-4	1.000	0	1	5	6	5.0	2	6	3	0	2	12	9.5
at Nevada	11/12/2019	*	26:26	2-4	.500		1-2	.500	7-8	.875	0	3	3	4.3	2	4	3	0	0	2	12	10.3
at Oregon	11/17/2019	*	25:55	2-8	.250		2-3	.667	5-6	.833	3	3	6	4.8	2	2	0	0	1	11	10.5	
at Gonzaga	11/19/2019	*	27:44	4-6	.667		2-3	.667	5-7	.714	0	4	4	4.6	3	2	1	0	0	15	11.4	
Arkansas Tech	11/24/2019	*	30:28	4-5	.800		1-1	1.000	7-8	.875	0	4	4	4.5	3	3	5	0	0	16	12.2	
vs Furman	11/27/2019	*	34:00	5-9	.556		2-2	1.000	0-0	.000	0	5	5	4.6	1	4	3	0	0	12	12.1	
at Elon	11/28/2019	*	36:00	4-12	.333		1-3	.333	2-2	1.000	0	4	4	4.5	3	3	2	0	1	11	12.0	
North Texas	12/02/2019	*	26:25	4-9	.444		1-4	.250	8-10	.800	1	2	3	4.3	3	6	1	0	2	17	12.6	
UC Santa Barbara	12/07/2019	*	37:52	4-12	.333		0-3	.000	5-7	.714	1	9	10	4.9	3	7	2	0	1	13	12.6	
at Houston	12/11/2019	*	37:20	3-14	.214		1-4	.250	6-7	.857	3	5	8	5.2	4	2	1	0	0	13	12.6	
at Georgia St.	12/19/2019	*	34:13	6-11	.545		3-4	.750	8-8	1.000	0	3	3	5.0	4	4	6	1	0	23	13.5	
at Ga. Southern	12/21/2019	*	32:36	11-14	.786		2-2	1.000	9-10	.900	0	12	12	5.5	1	4	4	0	3	33	15.0	
at Arkansas St.	01/02/2020	*	22:17	5-9	.556		2-3	.667	1-2	.500	0	5	5	5.5	4	3	2	0	0	13	14.9	
at Little Rock	01/04/2020	*	28:15	7-14	.500		1-4	.250	1-1	1.000	0	2	2	5.3	3	3	3	0	0	16	14.9	
South Alabama	01/06/2020	*	25:36	5-9	.556		1-5	.200	3-4	.750	0	2	2	5.1	3	1	3	0	0	14	14.9	
Appalachian St.	01/09/2020	*	31:33	9-14	.643		4-7	.571	3-5	.600	2	3	5	5.1	2	4	3	1	0	25	15.5	
Coastal Carolina	01/11/2020	*	35:29	10-24	.417		1-8	.125	5-6	.833	2	2	4	5.0	1	6	3	0	1	26	16.1	
at Louisiana	01/16/2020	*	27:11	4-10	.400		1-3	.333	3-4	.750	0	4	4	4.9	2	3	1	1	3	12	15.8	
at La.-Monroe	01/18/2020	*	31:32	4-11	.364		0-2	.000	5-6	.833	0	5	5	5.0	3	2	1	0	0	13	15.7	
at Texas St.	01/25/2020	*	26:22	8-14	.571		1-2	.500	2-2	1.000	2	4	6	5.0	2	3	2	0	3	19	15.9	
Louisiana	01/30/2020	*	31:29	4-13	.308		1-5	.200	5-5	1.000	0	6	6	5.0	1	3	0	0	1	14	15.8	
La.-Monroe	02/01/2020	*	27:18	1-4	.250		0-0	.000	0-0	.000	1	1	2	4.9	3	8	2	0	1	2	15.2	
at Appalachian St.	02/06/2020	*	32:02	6-12	.500		0-4	.000	0-0	.000	0	4	4	4.9	1	6	3	1	2	12	15.0	
at Coastal Carolina	02/08/2020	*	32:24	1-12	.083		0-0	.000	6-8	.750	0	4	4	4.8	1	5	1	1	1	8	14.8	
Totals			25 752:01	120-266	.451		29-79	.367	100-120	.833	16	105	121	4.8	57	96	55	5	25	369	14.8	

Season	GP-GS	Min/Avg	Total FG-FGA	Pct	3-Ptr FG-FGA	Pct	F-Throws FT-FTA	Pct	Rebounds Off	Def	Tot	Avg	PF	FO	A	TO	Blk	Stl	Pts	Avg
2018-19	32-17	743/23.2	75-233	.322	9-47	.191	110-135	.815	21	113	134	4.2	60	1	51	83	2	19	269	8.4
2019-20	25-25	756/30.2	120-266	.451	29-79	.367	100-120	.833	16	105	121	4.8	57	0	96	55	5	25	369	14.8
Total	57-42	1499/26.3	195-499	.391	38-126	.302	210-255	.824	37	218	255	4.5	117	1	147	138	7	44	638	11.2

10 RADSHAD DAVIS

ruh-SHAHD
@davis_boy242
@shad242

Sr. G 6-2 205 Nassau, Bahamas Missouri State-West Plains JC Sunrise Christian HS

RECORD PERFORMANCES

POINTS

Career 33 vs. Three Rivers (1/20/18)
Season 19 @ ULM (1/18/20)
Sun Belt 19 @ ULM (1/18/20)

REBOUNDS

Career 14 @ ULM (1/18/20)
Season 14 @ ULM (1/18/20)
Sun Belt 14 @ ULM (1/18/20)

ASSISTS

Career 7 vs. Northwest Mississippi (11/28/17)
Season 4, 2x, Last vs. Louisiana (1/30/20)
Sun Belt 5 vs. Louisiana (2/21/19)

STEALS

Career 4, 4x, Last @ Appalachian State (2/6/20)
Season 4, 2x, Last @ Appalachian State (2/6/20)
Sun Belt 4, 2x, Last @ Appalachian State (2/6/20)

FIELD GOALS MADE

Career 13 vs. Three Rivers (1/20/18)
Season 6, 3x, Last @ Coastal Carolina (2/8/20)
Sun Belt 7 vs. Louisiana (2/21/19)

FIELD GOALS ATTEMPTED

Career 21 vs. Three Rivers (1/20/18)
Season 12, 2x, Last vs. UC Santa Barbara (12/7/19)
Sun Belt 10, 5x, Last @ Appalachian State (2/6/20)

FREE THROWS MADE

Career 12 @ Southwest Tennessee (12/15/17)
Season 5 @ ULM (1/18/20)
Sun Belt 7 vs. Little Rock (1/19/19)

FREE THROWS ATTEMPTED

Career 12, 2x, Last @ Southwest Tennessee (12/15/17)
Season 6, 2x, Last @ ULM (1/18/20)
Sun Belt 8 vs. Little Rock (1/19/19)

3-POINT FIELD GOALS MADE

Career 4, 2x, Last vs. ULM (2/1/20)
Season 4 vs. ULM (2/1/20)
Sun Belt 4 vs. ULM (2/1/20)

3-POINT FIELD GOALS ATTEMPTED

Career 6 vs. A&M-Corpus Christi (11/16/18)
Season 4, 2x, Last vs. ULM (2/1/20)
Sun Belt 5 @ Coastal Carolina (1/12/19)

MINUTES

Career 37 vs. Indian Hills (1/10/18)
Season 30 @ Georgia State (12/19/19)
Sun Belt 33 vs. ULM (2/23/19)

MISCELLANEOUS

	Year	Career
Double-Figure Points	9	52
20+ Points		10
Double-Doubles	2	11
5+ Rebounds	16	57
Double-Figure Assists		
Games W/A Steal	9	54

CAREER STATS

CAREER STATS					3-Ptr		F-Throws		Rebounds													
Season	GP-GS	Min/Avg	FG-FGA	Pct	FG-FGA	Pct	FT-FTA	Pct	Off	Def	Tot	Avg	PF	FO	A	TO	Blk	Stl	Pts	Avg		
2016-17	5-5	0/0.0	23-36	.639	0-0	.000	17-24	.708	11	15	26	5.2	11	1	4	6	0	5	63	12.6		
2017-18	31-30	0/0.0	187-325	.575	17-55	.309	123-152	.809	67	137	204	6.6	23	0	107	79	4	40	517	16.7		
2018-19	33-10	764/23.2	95-186	.511	20-62	.323	53-68	.779	49	132	181	5.5	80	0	44	56	9	22	263	8.0		
2019-20	25-2	502/20.1	84-167	.503	16-43	.372	32-42	.762	56	91	147	5.9	62	1	37	28	4	17	216	8.6		
Total	94-47	1266/13.5	389-714	.545	53-160	.331	225-286	.787	183	375	558	5.9	176	2	192	169	17	84	1059	11.3		

REACHED 1,000 CAREER POINTS ON JAN. 18

2019-20 SEASON NUGGETS

Averaging 10.4 points per game in Sun Belt action after scoring 6.5 per contest in non-conference games ... knocked down four 3-pointers versus ULM, his most against a Division-I team ... 32 rebounds over three games (Jan. 18-30), his most in a three-game stretch with UTA ... season-high 19 points and career-best 14 rebounds – eight on the offensive end – at ULM for his second double-double of the year ... in UTA wins he is averaging 10.6 points; in losses 7.3 points ... in Sun Belt games he ranks 5th with 6.9 rebounds ... leads the team with 56 offensive rebounds ... 14 points and 10 rebounds at Nevada ... has registered two games of nine points and nine rebounds ... team-high 16 points in 19 minutes off the bench at Coastal Carolina.



PAINT TOUCHES

One Of...
Seven (Including Him)
Brothers & Sisters

Roommate
Brian 'Kipp' Warren

Cruisin'
Took A Summer Cruise To
Cozumel & Cayman Islands

Hurricane Dorian Had...
Little Impact On His Home

He's Always...
Happy, Smiling & Laid Back

The Outlier
Only Guy On The Team Who
Doesn't Play Video Games

GAME-BY-GAME STATS

				Total		3-Pointers		Free throws		Rebounds										
Opponent	Date	GS	MIN	FG-FGA	PCT	3FG-3FGA	PCT	FT-FTA	PCT	OFF	DEF	TOT	AVG	PF	A	T/O	BLK	STL	PTS	AVG
Texas-Dallas	11/05/2019		08:45	3-3	1.000	2-2	1.000	0-0	.000	1	4	5	5.0	1	1	2	0	0	8	8.0
Tulsa	11/09/2019		21:30	5-8	.625	1-3	.333	0-0	.000	1	4	5	5.0	1	1	0	0	0	11	9.5
at Nevada	11/12/2019		18:34	5-12	.417	0-1	.000	4-6	.667	6	4	10	6.7	5	1	3	0	0	14	11.0
at Oregon	11/17/2019		13:25	1-6	.167	0-3	.000	0-0	.000	3	0	3	5.8	1	1	1	0	0	2	8.8
at Gonzaga	11/19/2019		15:09	0-4	.000	0-1	.000	0-0	.000	0	2	2	5.0	3	2	1	0	0	0	7.0
Arkansas Tech	11/24/2019		14:20	3-4	.750	0-0	.000	0-0	.000	1	2	3	4.7	0	2	1	0	0	6	6.8
vs Furman	11/27/2019		13:00	0-2	.000	0-0	.000	0-0	.000	0	2	2	4.3	1	0	1	0	0	0	5.9
at Elon	11/28/2019		12:00	4-8	.500	0-2	.000	1-3	.333	1	3	4	4.3	1	0	0	0	1	9	6.3
North Texas	12/02/2019		23:58	3-6	.500	1-2	.500	0-0	.000	1	7	8	4.7	4	1	2	0	0	7	6.3
UC Santa Barbara	12/07/2019		21:44	5-12	.417	2-3	.667	0-0	.000	2	3	5	4.7	0	2	0	0	0	1	12.6
at Houston	12/11/2019		12:07	1-1	1.000	0-0	.000	0-0	.000	3	0	3	4.5	4	1	0	0	0	2	6.5
at Georgia St.	12/19/2019	*	29:31	2-8	.250	0-3	.000	2-2	1.000	1	4	5	4.6	4	1	2	1	0	6	6.4
at Ga. Southern	12/21/2019	*	22:28	0-4	.000	0-1	.000	1-2	.500	3	3	6	4.7	2	1	1	1	0	1	6.0
at Arkansas St.	01/02/2020		19:08	4-7	.571	1-2	.500	0-0	.000	2	7	9	5.0	3	4	2	0	0	9	6.2
at Little Rock	01/04/2020		23:29	6-10	.600	1-2	.500	4-4	1.000	2	2	4	4.9	4	0	0	0	0	4	17.6
South Alabama	01/06/2020		26:04	4-8	.500	0-1	.000	0-0	.000	3	4	7	5.1	2	3	1	0	2	8	7.0
Appalachian St.	01/09/2020		25:48	5-8	.625	0-0	.000	3-3	1.000	4	4	8	5.2	3	2	0	0	0	2	13.7
Coastal Carolina	01/11/2020		25:46	2-5	.400	1-2	.500	4-4	1.000	0	9	9	5.4	2	2	2	1	0	9	7.4
at Louisiana	01/16/2020		16:03	3-4	.750	0-0	.000	0-0	.000	1	4	5	5.4	2	3	1	0	1	6	7.4
at La.-Monroe	01/18/2020		27:19	6-10	.600	2-4	.500	5-6	.833	8	6	14	5.9	3	2	1	0	1	19	8.0
at Texas St.	01/25/2020		25:10	5-7	.714	0-2	.000	0-0	.000	4	4	8	6.0	3	1	2	0	0	10	8.0
Louisiana	01/30/2020		25:54	2-5	.400	0-0	.000	3-4	.750	3	7	10	6.1	4	4	0	0	0	7	8.0
La.-Monroe	02/01/2020		17:39	5-7	.714	4-4	1.000	1-2	.500	0	3	3	6.0	2	2	2	0	1	15	8.3
at Appalachian St.	02/06/2020		24:41	4-10	.400	0-2	.000	1-3	.333	5	2	7	6.0	3	0	2	0	4	9	8.3
at Coastal Carolina	02/08/2020		19:15	6-8	.750	1-3	.333	3-3	1.000	1	1	2	5.9	4	0	1	1	0	16	8.6
Totals			2 502:47	84-167	.503	16-43	.372	32-42	.762	56	91	147	5.9	62	37	28	4	17	216	8.6

13 JABARI NARCIS

NAHR-sis

@justfly52

@jabari_narcis

Sr. | F | 6-9 | 240 | Chaguanas, Trinidad | Jacksonville College | Chaguanas North HS

RECORD PERFORMANCES

POINTS

Career 23 vs. Arkansas Tech (11/24/19)
Season 23 vs. Arkansas Tech (11/24/19)
Sun Belt 13 vs. ULM (2/1/20)

REBOUNDS

Career 18, 2x, Last vs. Panola (1/11/18)
Season 11, 2x, Last @ Louisiana (1/16/20)
Sun Belt 11, 2x, Last @ Louisiana (1/16/20)

OFFENSIVE REBOUNDS

Career 5, 4x, Last @ Little Rock (1/4/20)
Season 5 @ Little Rock (1/4/20)
Sun Belt 5 @ Little Rock (1/4/20)

DEFENSIVE REBOUNDS

Career 14, 3x, Last @ Paris (1/13/18)
Season 10 vs. Arkansas Tech (11/24/19)
Sun Belt 9 @ Louisiana (1/16/20)

BLOCKS

Career 4, 3x, Last @ South Alabama (2/28/19)
Season 3, 4x, Last vs. South Alabama (1/6/20)
Sun Belt 4 @ South Alabama (2/28/19)

FIELD GOALS MADE

Career 8, 2x, Last vs. Arkansas Tech (11/24/19)
Season 8 vs. Arkansas Tech (11/24/19)
Sun Belt 5, 2x, Last vs. ULM (2/1/20)

FIELD GOALS ATTEMPTED

Career 12, 4x, Last vs. Arkansas Tech (11/24/19)
Season 12 vs. Arkansas Tech (11/24/19)
Sun Belt 9 @ Arkansas State (1/2/20)

3-POINTERS MADE

Career 5, 2x, Last vs. Arkansas Tech (11/24/19)
Season 5, 2x, Last vs. Arkansas Tech (11/24/19)
Sun Belt 3, 4x, Last @ Coastal Carolina (2/8/20)

FREE THROWS MADE

Career 6, 2x, Last @ San Jacinto-Central (2/07/18)
Season 4, 2x, Last @ Louisiana (1/16/20)
Sun Belt 4 @ Louisiana (1/16/20)

FREE THROWS ATTEMPTED

Career 9 @ Navarro (1/8/18)
Season 5 vs. Tulsa (11/9/19)
Sun Belt 4, 3x, Last @ Louisiana (1/16/20)

MINUTES

Career 37 vs. Panola (1/11/18)
Season 32 vs. UC Santa Barbara (12/7/19)
Sun Belt 30 @ Georgia Southern (12/21/19)

MISCELLANEOUS

	Year	Career
Double-Figure Points	9	25
20+ Points	1	2
Double-Doubles	5	14
Double-Figure Rebounds	4	23
3+ Offensive Rebounds	4	28
3+ Blocks	4	17

CAREER STATS

Season	GP-GS	Min/Avg	FG-FGA	Pct	3-Ptr FG-FGA	Pct	F-Throws FT-FTA	Pct	Rebounds Off Def Tot Avg	PF	FO	A	TO	Blk	Stl	Pts	Avg
2016-17	25-11	0/0.0	67-149	.450	12-53	.226	22-47	.468	50 134 184 7.4	53	0	8	25	35	7	168	6.7
2017-18	29-17	0/0.0	82-147	.558	7-20	.350	50-81	.617	63 179 242 8.3	41	1	15	33	39	8	221	7.6
2018-19	32-8	421/13.2	39-87	.448	11-40	.275	10-18	.556	31 68 99 3.1	47	0	8	20	34	6	99	3.1
2019-20	25-25	544/21.8	63-141	.447	33-94	.351	24-35	.686	44 125 169 6.8	46	1	18	23	31	7	183	7.3
Total	111-61	965/8.7	251-524	.479	63-207	.304	106-181	.586	188 506 694 6.3	187	2	49	101	139	28	671	6.0

2019-20 SEASON NUGGETS

In UTA wins he is averaging 9.8 points; in losses he is averaging 5.7 points ... by himself he has more double-doubles (5) than four Sun Belt teams: Troy (4), Georgia State (4), Georgia Southern (4) and ULM (2) ... ranks 6th in the Sun Belt in league games in rebounding (6.8) and 4th with 1.3 blocks ... has made three or more 3-pointers in a game seven times this year ... made 19 3-pointers in his first eight games; three 3s in the next 11 games; now 11 3s in the past six games ... started Sun Belt play 1-23 (.043) from 3-point range; he's 11-23 (.478) the last six games.

By going a perfect 5-5 from 3-point range at #8 Gonzaga, he tied for the best 3-point percentage performance in program history. Of players who have made at least five 3-pointers in a game, Narcis is now just the third player to go 5-5 or better, joining Scott Cross (5-5 vs. UTSA on Feb. 14, 1998) and Kevin Butler (7-7 at Idaho on Feb. 14, 2013).

PAINT TOUCHES

Ping Pong King
Loves Playing Ping Pong;
Him & Elame Unbeatable

Surprising Fact
He's An Extremely Good
Swimmer

Thinks He Has...
The Cleanest Apartment
On The Team With Ayoub

Roommate
Ayoub Nouhi

Ayoub Is A...
Gym Rat; Always Working

Misses The Most...
Food From Back Home

GAME-BY-GAME STATS

Opponent	Date	GS	MIN	Total		3-Pointers		Free throws		Rebounds											
				FG-FGA	PCT	3FG-3FGA	PCT	FT-FTA	PCT	OFF	DEF	TOT	AVG	PF	A	T/O	BLK	STL	PTS	AVG	
Texas-Dallas	11/05/2019	*	15:03	3-6	.500	0-3	.000	0-1	.000	1	4	5	5.0	0	0	1	1	0	6	6.0	
Tulsa	11/09/2019	*	22:15	4-9	.444	4-7	.571	4-5	.800	4	6	10	7.5	2	0	1	3	0	16	11.0	
at Nevada	11/12/2019	*	18:34	3-8	.375	3-7	.429	2-2	1.000	2	7	9	8.0	0	0	1	1	0	11	11.0	
at Oregon	11/17/2019	*	23:53	0-4	.000	0-3	.000	0-1	.000	1	8	9	8.3	1	1	0	1	0	0	8.3	
at Gonzaga	11/19/2019	*	28:50	5-5	1.000	5-5	1.000	1-2	.500	0	5	5	7.6	3	1	1	3	0	16	9.8	
Arkansas Tech	11/24/2019	*	24:21	8-12	.667	5-8	.625	2-3	.667	1	10	11	8.2	1	1	0	0	0	23	12.0	
vs Furman	11/27/2019	*	25:00	3-5	.600	1-3	.333	0-0	.000	4	4	8	8.1	2	0	2	1	0	7	11.3	
at Elon	11/28/2019	*	11:00	2-3	.667	1-2	.500	0-0	.000	2	2	4	7.6	0	1	0	0	0	5	10.5	
North Texas	12/02/2019	*	08:54	1-3	.333	0-1	.000	0-0	.000	1	1	2	7.0	3	1	2	1	1	2	9.6	
UC Santa Barbara	12/07/2019	*	31:32	2-5	.400	0-3	.000	0-1	.000	2	5	7	7.0	2	0	1	2	0	4	9.0	
at Houston	12/11/2019	*	23:49	3-8	.375	2-6	.333	2-2	1.000	3	1	4	6.7	3	2	1	0	0	10	9.1	
at Georgia St.	12/19/2019	*	15:06	0-4	.000	0-4	.000	0-0	.000	0	7	7	6.8	1	1	1	1	1	0	8.3	
at Ga. Southern	12/21/2019	*	29:34	1-8	.125	0-5	.000	2-4	.500	2	6	8	6.8	2	0	2	3	1	4	8.0	
at Arkansas St.	01/02/2020	*	26:57	5-9	.556	1-3	.333	0-0	.000	2	8	10	7.1	3	3	3	1	0	11	8.2	
at Little Rock	01/04/2020	*	22:53	0-3	.000	0-2	.000	2-4	.500	5	4	9	7.2	5	0	2	2	0	2	7.8	
South Alabama	01/06/2020	*	28:16	1-5	.200	0-2	.000	2-2	1.000	0	6	6	7.1	4	0	0	3	0	4	7.6	
Appalachian St.	01/09/2020	*	18:08	1-3	.333	0-2	.000	0-1	.000	1	2	3	6.9	1	0	1	2	0	2	7.2	
Coastal Carolina	01/11/2020	*	15:45	1-5	.200	0-4	.000	0-0	.000	0	3	3	6.7	1	0	0	0	1	2	6.9	
at Louisiana	01/16/2020	*	23:30	3-4	.750	0-1	.000	4-4	1.000	2	9	11	6.9	4	1	1	0	0	10	7.1	
at La.-Monroe	01/18/2020	*	11:45	1-2	.500	1-2	.500	0-0	.000	3	2	5	6.8	4	1	0	1	0	3	6.9	
at Texas St.	01/25/2020	*	24:42	3-5	.600	3-4	.750	0-0	.000	1	4	5	6.7	0	1	1	0	0	9	7.0	
Louisiana	01/30/2020	*	24:01	3-8	.375	1-5	.200	0-0	.000	3	3	6	6.7	2	1	0	2	1	7	7.0	
La.-Monroe	02/01/2020	*	24:42	5-8	.625	3-6	.500	0-0	.000	2	8	10	6.8	0	1	0	2	0	13	7.3	
at Appalachian St.	02/06/2020	*	26:34	1-3	.333	0-1	.000	2-2	1.000	1	5	6	6.8	0	1	1	1	2	4	7.1	
at Coastal Carolina	02/08/2020	*	16:27	4-6	.667	3-5	.600	1-1	1.000	1	5	6	6.8	2	1	1	0	0	12	7.3	
Totals			25	541:31	63-141	.447	33-94	.351	24-35	.686	44	125	169	6.8	46	18	23	31	7	183	7.3

14 DAVIS STEELMAN

 @Davissteelman
 @davissteelman9

Jr. | G | 6-3 | 185 | Bedford, Texas | New Mexico Military Institute | Berkner HS

RECORD PERFORMANCES

POINTS

Career 28 vs. Northern New Mexico (11/1/17)
Season 14 @ Arkansas State (1/2/20)
Sun Belt 14 @ Arkansas State (1/2/20)

REBOUNDS

Career 11 @ New Mexico JC (11/5/16)
Season 4 @ ULM (1/18/20)
Sun Belt 4 @ ULM (1/18/20)

ASSISTS

Career 3, 5x, Last vs. Midland (1/15/18)
Season 2 vs. Appalachian State (1/9/20)
Sun Belt 2 vs. Appalachian State (1/9/20)

STEALS

Career 5 vs. Northern New Mexico (11/1/17)
Season 2 vs. Coastal Carolina (1/11/20)
Sun Belt 2 vs. Coastal Carolina (1/11/20)

FIELD GOALS MADE

Career 12 vs. Northern New Mexico (11/1/17)
Season 6 @ Arkansas State (1/2/20)
Sun Belt 6 @ Arkansas State (1/2/20)

FIELD GOALS ATTEMPTED

Career 19 @ New Mexico JC (11/5/16)
Season 7 @ Arkansas State (1/2/20)
Sun Belt 7 @ Arkansas State (1/2/20)

FREE THROWS MADE

Career 4, 2x, Last vs. Strength N Motion Prep (11/24/17)
Season 2 vs. Coastal Carolina (1/11/20)
Sun Belt 2 vs. Coastal Carolina (1/11/20)

FREE THROWS ATTEMPTED

Career 5 vs. North Lake (11/18/17)
Season 2, 3x, Last vs. ULM (2/1/20)
Sun Belt 2, 3x, Last vs. ULM (2/1/20)

3-POINT FIELD GOALS MADE

Career 5, 4x, Last @ Northern New Mexico (1/25/18)
Season 2 @ Arkansas State (1/2/20)
Sun Belt 2 @ Arkansas State (1/2/20)

3-POINT FIELD GOALS ATTEMPTED

Career 13 vs. Strength N Motion Prep (11/24/17)
Season 3 @ Appalachian State (2/6/20)
Sun Belt 3 @ Appalachian State (2/6/20)

MINUTES

Career 35 @ New Mexico JC (11/5/16)
Season 25 @ Arkansas State (1/2/20)
Sun Belt 25 @ Arkansas State (1/2/20)

MISCELLANEOUS

	Year	Career
Double-Figure Points	1	24
20+ Points		5
Double-Doubles		1
5+ Rebounds		15
Double-Figure Assists		
Games W/ A Steal	4	29

CAREER STATS

Season	GP-GS	Min/Avg	FG-FGA	Pct	3-Ptr		F-Throws		Rebounds				PF	FO	A	TO	Blk	Stl	Pts	Avg
					FG-FGA	Pct	FT-FTA	Pct	Off	Def	Tot	Avg								
2016-17	29-10	0/0.0	99-235	.421	58-147	.395	24-27	.889	32	40	72	2.5	49	1	15	27	5	15	280	9.7
2017-18	28-18	0/0.0	100-231	.433	50-144	.347	24-29	.828	28	76	104	3.7	60	3	37	19	3	37	274	9.8
2019-20	17-4	159/9.4	11-29	.379	4-14	.286	3-6	.500	4	11	15	0.9	14	0	6	6	1	5	29	1.7
Total	74-32	159/2.1	210-495	.424	112-305	.367	51-62	.823	64	127	191	2.6	123	4	58	52	9	57	583	7.9

2019-20 SEASON NUGGETS

Walk-on who appeared in five of UTA's first 13 games, playing a total of 16 minutes, grabbing one rebound and going 0-2 from the floor ... **at Arkansas State on Jan. 2, he came off the bench to score a game-high 14 points; he had not scored a single point all season coming into the game ... in that game he played 25 minutes, grabbed three rebounds and went 6-7 from the floor ... has played at least 10 minutes in seven of 11 games since the A-State contest ... earned his first start with UTA at Louisiana, scoring five points; started the next three games as well ... team-best plus-minus of +7 at App State, scoring five points in that contest - tied for his 2nd-most of the season.**



PAINT TOUCHES

High School Football
 All-District Selection As A Texas High School QB

Roommate
 Lives At Home

World Traveler
 During His Year Away From Basketball (2018-19), He Visited 12 Different Countries In A Six-Month Span

At New Mexico Military
 Had A Strict Schedule ... Had To Wear A Uniform ... Not An Enjoyable Time; Went Because It's In One Of The Best JUCO Conferences

GAME-BY-GAME STATS

Opponent	Date	GS	MIN	Total		3-Pointers		Free throws		Rebounds				PF	A	T/O	BLK	STL	PTS	AVG	
				FG-FGA	PCT	3FG-3FGA	PCT	FT-FTA	PCT	OFF	DEF	TOT	AVG								
Texas-Dallas	11/05/2019		06:43	0-2	.000	0-2	.000	0-0	.000	0	0	0	0.0	1	1	0	0	0	0	0.0	
at Gonzaga	11/19/2019		01:07	0-0	.000	0-0	.000	0-0	.000	0	0	0	0.0	0	0	0	0	0	0	0.0	
Arkansas Tech	11/24/2019		06:10	0-0	.000	0-0	.000	0-0	.000	1	0	1	0.3	1	0	0	0	0	0	0.0	
vs Furman	11/27/2019		01:00	0-0	.000	0-0	.000	0-0	.000	0	0	0	0.3	0	0	0	0	0	0	0.0	
UC Santa Barbara	12/07/2019		00:48	0-0	.000	0-0	.000	0-0	.000	0	0	0	0.2	0	0	0	0	0	0	0.0	
at Arkansas St.	01/02/2020		25:08	6-7	.857	2-2	1.000	0-0	.000	1	2	3	0.7	2	1	1	0	1	14	2.3	
at Little Rock	01/04/2020		10:27	1-3	.333	0-1	.000	0-0	.000	0	2	2	0.9	2	0	1	0	0	2	2.3	
South Alabama	01/06/2020		13:00	0-3	.000	0-2	.000	0-2	.000	0	0	0	0.8	1	0	0	0	1	0	2.0	
Appalachian St.	01/09/2020		09:48	0-1	.000	0-0	.000	0-0	.000	0	0	0	0.7	0	2	0	0	0	0	1.8	
Coastal Carolina	01/11/2020		17:21	0-1	.000	0-1	.000	2-2	1.000	1	2	3	0.9	1	0	0	1	2	2	1.8	
at Louisiana	01/16/2020	*	18:58	2-5	.400	1-1	1.000	0-0	.000	0	2	2	1.0	1	1	0	0	0	5	2.1	
at La.-Monroe	01/18/2020	*	14:39	0-1	.000	0-1	.000	0-0	.000	1	3	4	1.3	0	1	2	0	0	0	1.9	
at Texas St.	01/25/2020	*	05:15	0-0	.000	0-0	.000	0-0	.000	0	0	0	1.2	1	0	0	0	0	0	1.8	
Louisiana	01/30/2020	*	06:12	0-1	.000	0-0	.000	0-0	.000	0	0	0	1.1	0	0	2	0	0	0	1.6	
La.-Monroe	02/01/2020		04:28	0-0	.000	0-0	.000	1-2	.500	0	0	0	1.0	1	0	0	0	0	1	1.6	
at Appalachian St.	02/06/2020		13:10	2-4	.500	1-3	.333	0-0	.000	0	0	0	0.9	2	0	0	0	1	5	1.8	
at Coastal Carolina	02/08/2020		04:44	0-1	.000	0-1	.000	0-0	.000	0	0	0	0.9	1	0	0	0	0	0	1.7	
Totals			4	158:58	11-29	.379	4-14	.286	3-6	.500	4	11	15	0.9	14	6	6	1	5	29	1.7

20 | NICOLAS ELAME

uh-LALM-eh
@nicolaselame
@nicolaselame

Fr. G 6-3 185 Paris, France Bella Vista Prep (Ariz.)

RECORD PERFORMANCES

POINTS

Career 7 @ Coastal Carolina (2/8/20)
Season Same As Career
Sun Belt 7 @ Coastal Carolina (2/8/20)

REBOUNDS

Career 6 @ Appalachian State (2/6/20)
Season Same As Career
Sun Belt 6 @ Appalachian State (2/6/20)

ASSISTS

Career 3 vs. UT Dallas (11/5/19)
Season Same As Career
Sun Belt 2, 2x, Last @ Coastal Carolina (2/8/20)

STEALS

Career 1, 7x, Last @ Coastal Carolina (2/8/20)
Season Same As Career
Sun Belt 1, 4x, Last @ Coastal Carolina (2/8/20)

FIELD GOALS MADE

Career 3 @ Coastal Carolina (2/8/20)
Season Same As Career
Sun Belt 3 @ Coastal Carolina (2/8/20)

FIELD GOALS ATTEMPTED

Career 5 vs. ULM (2/1/20)
Season Same As Career
Sun Belt 5 vs. ULM (2/1/20)

FREE THROWS MADE

Career 2, 2x, Last @ Appalachian State (2/6/20)
Season Same As Career
Sun Belt 2, 2x, Last @ Appalachian State (2/6/20)

FREE THROWS ATTEMPTED

Career 2, 4x, Last @ Appalachian State (2/6/20)
Season Same As Career
Sun Belt 2, 2x, Last @ Appalachian State (2/6/20)

3-POINT FIELD GOALS MADE

Career 1 @ Elon (11/28/19)
Season
Sun Belt

3-POINT FIELD GOALS ATTEMPTED

Career 2, 2x, Last vs. ULM (2/1/20)
Season Same As Career
Sun Belt 2 vs. ULM (2/1/20)

MINUTES

Career 19 vs. North Texas (12/2/19)
Season Same As Career
Sun Belt 16, 2x, Last @ Coastal Carolina (2/8/20)

MISCELLANEOUS

Year Career
Double-Figure Points
20+ Points
Double-Doubles
5+ Rebounds 1 1
Double-Figure Assists
Games W/ A Steal 7 7

CAREER STATS

2019-20 SEASON NUGGETS

Has scored 15 points in the last three games, nearly 50 percent of his total scoring for the year (31 points) ... included in that stretch is a career-best seven points at Coastal Carolina last Saturday ... after coming off the bench his first three games, made consecutive starts at #14 Oregon and #8 Gonzaga ... did not play against Arkansas Tech due to an ankle injury ... one of only two UTA players with a positive +/- ratio against North Texas (+1) ... did not play at Arkansas State or versus South Alabama (coach's decision).

HOW HE GOT TO UTA

Born in Paris ... moved to Cameroon shortly after his birth until he was 14 years old; moved back to Paris for two years before coming to America when he was 16 ... lived with his cousin in Orlando upon moving to the U.S. and attended Downey Christian School ... moved to Houston to live with his aunt shortly after, and played his AAU ball with the Houston Defenders ... transferred to Bella Vista Prep in Arizona for his junior and season years to focus on basketball and academics.

PAINT TOUCHES

Bilingual
Is Fluent In French & English (Also Basic Spanish)

French-Speaking Trio
He, Ayoub Nouhi & Patrick Mwamba All Speak French

Plays A Lot Of...
Video Games

Roommate
Coleman Sparling

He's An...
Only Child



National Experience
Has Played For The French National Team

GAME-BY-GAME STATS

Opponent	Date	GS	MIN	Total FG-FGA	PCT	3FG-3FGA	PCT	Free throws FT-FTA	PCT	Rebounds OFF DEF TOT AVG	PF	A	T/O	BLK	STL	PTS	AVG
Texas-Dallas	11/05/2019		12:12	0-3	.000	0-0	.000	0-0	.000	0 0 0 0.0	0	3	1	1	1	0	0.0
Tulsa	11/09/2019		01:26	0-0	.000	0-0	.000	0-0	.000	0 0 0 0.0	0	0	0	0	0	0	0.0
at Nevada	11/12/2019		10:55	1-1	1.000	0-0	.000	0-1	.000	0 1 1 0.3	3	1	0	0	0	2	0.7
at Oregon	11/17/2019	*	13:40	0-1	.000	0-0	.000	0-2	.000	1 0 1 0.5	1	0	1	0	0	0	0.5
at Gonzaga	11/19/2019	*	10:47	0-1	.000	0-1	.000	0-0	.000	0 1 1 0.6	0	2	1	0	0	0	0.4
vs Furman	11/27/2019		04:00	0-1	.000	0-1	.000	0-0	.000	0 2 2 0.8	0	0	1	0	0	0	0.3
at Elon	11/28/2019		16:00	2-4	.500	1-1	1.000	0-0	.000	2 2 4 1.3	0	1	2	1	1	5	1.0
North Texas	12/02/2019		18:51	1-4	.250	0-2	.000	0-1	.000	1 0 1 1.3	2	2	1	0	1	2	1.1
UC Santa Barbara	12/07/2019		13:29	1-3	.333	0-1	.000	0-0	.000	1 1 2 1.3	1	1	1	0	0	2	1.2
at Houston	12/11/2019		17:56	0-1	.000	0-0	.000	1-2	.500	0 2 2 1.4	2	1	1	0	0	1	1.2
at Georgia St.	12/19/2019		15:09	0-1	.000	0-1	.000	2-2	1.000	0 4 4 1.6	5	0	2	0	0	2	1.3
at Ga. Southern	12/21/2019		08:23	0-0	.000	0-0	.000	0-0	.000	0 0 0 1.5	0	2	1	0	0	0	1.2
at Little Rock	01/04/2020		03:55	0-1	.000	0-1	.000	0-0	.000	0 0 0 1.4	1	0	0	0	0	0	1.1
Appalachian St.	01/09/2020		03:16	0-0	.000	0-0	.000	0-0	.000	0 0 0 1.3	1	0	0	0	0	0	1.0
Coastal Carolina	01/11/2020		00:00	0-0	.000	0-0	.000	0-0	.000	0 0 0 1.2	0	0	0	0	0	0	0.9
at Louisiana	01/16/2020		04:05	0-0	.000	0-0	.000	0-0	.000	0 0 0 1.1	0	0	0	0	0	0	0.9
at La.-Monroe	01/18/2020		09:55	0-0	.000	0-0	.000	0-0	.000	0 3 3 1.2	1	1	0	0	0	0	0.8
at Texas St.	01/25/2020		05:06	1-1	1.000	0-0	.000	0-1	.000	0 0 0 1.2	3	0	2	0	1	2	0.9
Louisiana	01/30/2020		03:08	0-1	.000	0-1	.000	0-0	.000	0 1 1 1.2	0	0	1	0	0	0	0.8
La.-Monroe	02/01/2020		13:20	2-5	.400	0-2	.000	0-0	.000	0 0 0 1.1	1	1	0	0	1	4	1.0
at Appalachian St.	02/06/2020		15:38	1-3	.333	0-1	.000	2-2	1.000	1 5 6 1.3	0	0	2	0	1	4	1.1
at Coastal Carolina	02/08/2020		15:51	3-3	1.000	0-0	.000	1-1	1.000	0 4 4 1.5	0	2	1	0	1	7	1.4
Totals			2 217:02	12-34	.353	1-12	.083	6-12	.500	6 26 32 1.5	21	17	18	2	7	31	1.4

Season	GP-GS	Min/Avg	Total FG-FGA	Pct	3-Ptr FG-FGA	Pct	F-Throws FT-FTA	Pct	Rebounds Off Def Tot Avg	PF	FO	A	TO	Blk	Stl	Pts	Avg
2019-20	22-2	216/9.8	12-34	.353	1-12	.083	6-12	.500	6 26 32 1.5	21	1	17	18	2	7	31	1.4
Total	22-2	216/9.8	12-34	.353	1-12	.083	6-12	.500	6 26 32 1.5	21	1	17	18	2	7	31	1.4

22 | TIANDRE JACKSON-YOUNG

 TEE-andre
 @themisfitdre

Sr. | F | 6-4 | 200 | Marshall, TX | Tyler JC | Marshall HS

RECORD PERFORMANCES

POINTS

Career 28 @ San Jacinto-Central (1/10/18)
 Season 19 vs. UT Dallas (11/5/19)
 Sun Belt 18 @ Louisiana (1/16/20)

REBOUNDS

Career 11 vs. UC Davis (11/18/18)
 Season 6 vs. Arkansas Tech (11/24/19)
 Sun Belt 7 @ Georgia State (1/26/19)

ASSISTS

Career 4 vs. Houston CC (12/31/17)
 Season 2 vs. UT Dallas (11/5/19)
 Sun Belt 3, 2x, Last vs. Little Rock (1/19/19)

STEALS

Career 3 vs. Lamar State-Port Arthur (3/8/18)
 Season 2, 2x, Last vs. South Alabama (1/6/20)
 Sun Belt 2 vs. South Alabama (1/6/20)

FIELD GOALS MADE

Career 11 @ San Jacinto-Central (1/10/18)
 Season 7, 2x, Last @ Louisiana (1/16/20)
 Sun Belt 7 @ Louisiana (1/16/20)

FIELD GOALS ATTEMPTED

Career 18 @ San Jacinto-Central (1/10/18)
 Season 12, 2x, Last @ Louisiana (1/16/20)
 Sun Belt 12, 2x, Last @ Louisiana (1/16/20)

FREE THROWS MADE

Career 7 @ Lee (1/5/18)
 Season 3 @ Georgia State (12/19/19)
 Sun Belt 3 @ Georgia State (12/19/19)

FREE THROWS ATTEMPTED

Career 7 @ Lee (1/5/18)
 Season 3 @ Georgia State (12/19/19)
 Sun Belt 3, 2x, Last @ Georgia State (12/19/19)

3-POINT FIELD GOALS MADE

Career 8 @ Paris (2/18/17)
 Season 5 vs. UT Dallas (11/5/19)
 Sun Belt 5 @ Coastal Carolina (1/12/19)

3-POINT FIELD GOALS ATTEMPTED

Career 12 @ Paris (2/18/17)
 Season 8, 2x, Last vs. South Alabama (1/6/20)
 Sun Belt 8 vs. South Alabama (1/6/20)

MINUTES

Career 39 vs. San Jacinto-Central (3/9/18)
 Season 31 @ Georgia State (12/19/19)
 Sun Belt 34 vs. Arkansas State (1/17/19)

MISCELLANEOUS

	Year	Career
Double-Figure Points	4	47
20+ Points		4
Double-Doubles		
5+ Rebounds	5	25
Double-Figure Assists		
Games W/ A Steal	10	45

CAREER STATS

Season	GP-GS	Min/Avg	FG-FGA	Pct	3-Ptr		F-Throws		Rebounds				PF	FO	A	TO	Blk	Stl	Pts	Avg
					FG-FGA	Pct	FT-FTA	Pct	Off	Def	Tot	Avg								
2016-17	29-0	0/0.0	98-216	.454	61-127	.480	22-32	.688	10	35	45	1.6	31	0	15	34	3	14	279	9.6
2017-18	33-4	0/0.0	135-301	.449	48-141	.340	59-77	.766	16	99	115	3.5	39	0	24	34	6	13	377	11.4
2018-19	33-19	760/23.0	81-191	.424	45-113	.398	15-21	.714	34	77	111	3.4	54	0	22	16	5	14	222	6.7
2019-20	23-6	411/17.9	51-119	.429	26-83	.313	8-12	.667	22	44	66	2.9	35	0	11	17	11	12	136	5.9
Total	118-29	1171/9.9	365-827	.441	180-464	.388	104-142	.732	82	255	337	2.9	159	0	72	101	25	53	1014	8.6

REACHED 1,000 CAREER POINTS ON JAN. 30

2019-20 SEASON NUGGETS

Scored a team-high 18 points off the bench at Louisiana – his most ever against a Sun Belt team and his most versus a Division-I opponent this year ... has reached double-figure points (16+ each occurrence) four times this year; in all four games following those performances he has scored three or less points each time ... did not play against UC Santa Barbara or Houston due to a broken nose/concussion ... returned at Georgia State, scoring 16 points – at the time tied for his most versus a D-I team this year ... equaled that 16-point total against South Alabama ... season- and game-high 19 points in the opener versus UT Dallas ... scored 14 total points over the next five games ... grabbed a season-best six rebounds against Arkansas Tech ... finished with a team-best +/- of +5 versus North Texas ... **first time in his career (including his time at Tyler Junior College) not attempting a shot at Little Rock.**



PAINT TOUCHES

Dual Athlete
 Also Competes As A Long Jumper On The UTA Track & Field Team (9th Place -- 7.18m Last Year At Sun Belt Championship)

One Of...
 Five Siblings (Including Him); Has A Twin Sister, Tiara

Roommate
 McKade Marquis

McKade Loves...
 Interior Design; Lots Of Soft Rugs/Blankets In Apt.

He's Learning To...
 Play The Electric Guitar

GAME-BY-GAME STATS

Opponent	Date	GS	MIN	Total		3-Pointers		Free throws		Rebounds				PF	A	T/O	BLK	STL	PTS	AVG
				FG-FGA	PCT	3FG-3FGA	PCT	FT-FTA	PCT	OFF	DEF	TOT	AVG							
Texas-Dallas	11/05/2019		15:22	7-10	.700	5-8	.625	0-0	.000	2	2	4	4.0	2	2	0	3	1	19	19.0
Tulsa	11/09/2019		14:30	1-5	.200	0-4	.000	0-0	.000	2	3	5	4.5	0	1	1	0	0	2	10.5
at Nevada	11/12/2019		18:18	2-5	.400	2-4	.500	0-0	.000	0	1	1	3.3	2	0	0	1	0	6	9.0
at Oregon	11/17/2019		12:16	0-4	.000	0-4	.000	0-0	.000	0	2	2	3.0	0	0	1	0	1	0	6.8
at Gonzaga	11/19/2019		10:09	1-3	.333	0-2	.000	0-0	.000	0	4	4	3.2	0	0	1	1	0	2	5.8
Arkansas Tech	11/24/2019	*	16:22	2-4	.500	0-1	.000	0-0	.000	2	4	6	3.7	3	1	0	0	1	4	5.5
vs Furman	11/27/2019	*	27:00	3-8	.375	0-5	.000	1-2	.500	1	1	2	3.4	1	1	2	0	1	7	5.7
at Elon	11/28/2019	*	18:00	3-5	.600	1-2	.500	0-1	.000	0	4	4	3.5	1	0	2	0	2	7	5.9
North Texas	12/02/2019	*	22:02	3-6	.500	2-4	.500	1-2	.500	0	2	2	3.3	1	1	0	1	0	9	6.2
at Georgia St.	12/19/2019	*	31:00	5-10	.500	3-7	.429	3-3	1.000	3	1	4	3.4	2	1	2	0	1	16	7.2
at Ga. Southern	12/21/2019	*	17:45	0-3	.000	0-3	.000	0-0	.000	3	2	5	3.5	1	0	1	0	0	0	6.5
at Arkansas St.	01/02/2020		13:33	3-4	.750	1-1	1.000	0-0	.000	1	2	3	3.5	1	0	0	0	0	7	6.6
at Little Rock	01/04/2020		15:32	0-0	.000	0-0	.000	0-0	.000	0	1	1	3.3	4	1	1	0	0	0	6.1
South Alabama	01/06/2020		25:03	6-12	.500	3-8	.375	1-2	.500	2	0	2	3.2	2	0	1	0	2	16	6.8
Appalachian St.	01/09/2020		16:18	1-2	.500	1-2	.500	0-0	.000	1	2	3	3.2	2	1	2	0	1	3	6.5
Coastal Carolina	01/11/2020		07:33	0-1	.000	0-1	.000	0-0	.000	0	0	0	3.0	2	1	0	1	0	0	6.1
at Louisiana	01/16/2020		20:23	7-12	.583	4-7	.571	0-0	.000	1	4	5	3.1	2	1	2	1	1	18	6.8
at La.-Monroe	01/18/2020		14:50	1-4	.250	0-3	.000	0-0	.000	0	1	1	3.0	3	0	0	0	0	2	6.6
at Texas St.	01/25/2020		21:14	0-3	.000	0-3	.000	2-2	1.000	0	2	2	2.9	1	0	0	2	1	2	6.3
Louisiana	01/30/2020		17:06	2-5	.400	2-5	.400	0-0	.000	2	0	2	2.9	1	0	0	1	0	6	6.3
La.-Monroe	02/01/2020		15:10	2-4	.500	1-2	.500	0-0	.000	0	1	1	2.8	1	0	0	0	0	5	6.2
at Appalachian St.	02/06/2020		18:40	0-5	.000	0-4	.000	0-0	.000	1	1	2	2.8	1	0	0	0	0	0	6.0
at Coastal Carolina	02/08/2020		21:45	2-4	.500	1-3	.333	0-0	.000	1	4	5	2.9	2	0	1	0	0	5	5.9
Totals			6 409:51	51-119	.429	26-83	.313	8-12	.667	22	44	66	2.9	35	11	17	11	12	136	5.9

23 | PATRICK MWAMBA

mm-WAMBA
@patrick23mwamba
@patrick_kzmwamba

So. F 6-6 196 Bukavu, Congo NBA Academy Africa Keur Madior International HS

RECORD PERFORMANCES

POINTS

Career 13 vs. UT Tyler (11/6/18)
Season 7 vs. UT Dallas (11/5/19)
Sun Belt 5, 2x, Last vs. Texas State (3/9/19)

REBOUNDS

Career 9 @ Missouri (12/4/18)
Season 5, 2x, Last @ Nevada (11/12/19)
Sun Belt 5 vs. Coastal Carolina (2/7/19)

ASSISTS

Career 3 @ Tulsa (11/27/18)
Season 2 @ Nevada (11/12/19)
Sun Belt 2, 2x, Last vs. ULM (2/23/19)

STEALS

Career 4 vs. UT Tyler (11/6/18)
Season 1, 2x, Last @ Nevada (11/12/19)
Sun Belt 2 @ Troy (3/2/19)

FIELD GOALS MADE

Career 5 vs. UT Tyler (11/6/18)
Season 3 vs. UT Dallas (11/5/19)
Sun Belt 2 vs. Texas State (3/9/19)

FIELD GOALS ATTEMPTED

Career 9 @ #8 Gonzaga (12/18/18)
Season 6 @ #14 Oregon (11/17/19)
Sun Belt 3, 2x, Last vs. Louisiana (2/21/19)

FREE THROWS MADE

Career 4 vs. UTRGV (12/1/18)
Season 2, 2x, Last @ #14 Oregon (11/17/19)
Sun Belt 2 vs. Louisiana (2/21/19)

FREE THROWS ATTEMPTED

Career 5 vs. UT Tyler (11/6/18)
Season 2, 3x, Last @ #14 Oregon (11/17/19)
Sun Belt 2, 3x, Last vs. Louisiana (2/21/19)

3-POINT FIELD GOALS MADE

Career 2, 2x, Last vs. Georgia Southern (3/16/19)
Season 1 vs. UT Dallas (11/5/19)
Sun Belt 1, 2x, Last vs. Texas State (3/9/19)

3-POINT FIELD GOALS ATTEMPTED

Career 4, 2x, Last vs. Georgia Southern (3/16/19)
Season 2, 2x, Last @ Nevada (11/12/19)
Sun Belt 3 vs. Louisiana (2/21/19)

MINUTES

Career 26, 2x, Last @ Cal Poly (12/21/18)
Season 21 vs. UT Dallas (11/5/19)
Sun Belt 17 vs. Louisiana (2/21/19)

MISCELLANEOUS

	Year	Career
Double-Figure Points		2
20+ Points		
Double-Doubles		
5+ Rebounds	2	7
Double-Figure Assists		
Games W/ A Steal	2	16

CAREER STATS

Season	GP-GS	Min/Avg	Total		3-Ptr		F-Throws		Rebounds				PF	FO	A	TO	Blk	Stl	Pts	Avg
			FG-FGA	Pct	FG-FGA	Pct	FT-FTA	Pct	Off	Def	Tot	Avg								
2018-19	27-12	386/14.3	33-82	.402	7-30	.233	16-30	.533	22	46	68	2.5	49	0	18	31	5	26	89	3.3
2019-20	5-0	73/14.6	5-17	.294	1-6	.167	4-6	.667	3	15	18	3.6	10	1	3	3	5	2	15	3.0
Total	32-12	459/14.3	38-99	.384	8-36	.222	20-36	.556	25	61	86	2.7	59	1	21	34	10	28	104	3.3

2019-20 SEASON NUGGETS

Recorded a season-high seven points in the opener against UT Dallas ... double-figure minutes in every contest until the Gonzaga game.

Broke his right foot at #8 Gonzaga (Nov. 19) and is out indefinitely.

The non-contact injury came after he pulled down an un-contested rebound off a missed Gonzaga free throw.

PRIOR TO UTA

Became the first NBA Academy Africa graduate to sign with an D-I school and just the fourth overall from the seven worldwide NBA Academies.

He participated in the first NCAA-sponsored Next Generation Sunday at the 2018 Final Four in San Antonio, and that is where UTA coaches first saw tape on him (coaches weren't allowed to attend – only watch recorded film). No UTA coaches saw him play live prior to committing.



PAINT TOUCHES

One Of...
12 Siblings (Including Him)

Has Ran A Mile In...
4 Minutes, 53 Seconds;
Best Time At UTA: 5:12

Roommate
David Azore

Food Takes
Now Enjoys Mexican Food;
Has A Shellfish Allergy

French Connection
Nice For Him To Have Two
Others (Elame, Nouhi)
Who Speak French; Reminds Him Of Home And Where He Came From

GAME-BY-GAME STATS

Opponent	Date	GS	MIN	Total		3-Pointers		Free throws		Rebounds				PF	A	T/O	BLK	STL	PTS	AVG
				FG-FGA	PCT	3FG-3FGA	PCT	FT-FTA	PCT	OFF	DEF	TOT	AVG							
Texas-Dallas	11/05/19		21:28	3-4	.750	1-2	.500	0-2	.000	0	5	5	5.0	1	1	0	1	1	7	7.0
Tulsa	11/09/19		13:32	0-1	.000	0-0	.000	2-2	1.000	1	2	3	4.0	2	0	0	2	0	2	4.5
at Nevada	11/12/19		16:57	1-4	.250	0-2	.000	0-0	.000	0	5	5	4.3	5	2	1	1	1	2	3.7
at Oregon	11/17/19		13:59	1-6	.167	0-1	.000	2-2	1.000	2	2	4	4.3	1	0	1	1	0	4	3.8
at Gonzaga	11/19/19		06:47	0-2	.000	0-1	.000	0-0	.000	0	1	1	3.6	1	0	1	0	0	0	3.0
Totals			0 72:43	5-17	.294	1-6	.167	4-6	.667	3	15	18	3.6	10	3	3	5	2	15	3.0

43 COLEMAN SPARLING

@ColemanSparling
@colemansparling

R-Jr. | F | 6-7 | 215 | Ellensburg, WA | College of Southern Idaho | Central Washington

RECORD PERFORMANCES

POINTS

Career 19, 2x, Last @ Colorado Northwestern (1/31/19)
Season 6, 2x, Last vs. Louisiana (1/30/20)
Sun Belt 6 vs. Louisiana (1/30/20)

REBOUNDS

Career 10 vs. Indian Hills (12/29/18)
Season 5 vs. UT Dallas (11/5/19)
Sun Belt 4 @ ULM (1/18/20)

ASSISTS

Career 6 vs. Western Nebraska (11/2/18)
Season 2 @ Louisiana (1/16/20)
Sun Belt 2 @ Louisiana (1/16/20)

STEALS

Career 3, 3x, Last vs. Central Wyoming (12/15/18)
Season 2 vs. Furman (11/27/19)
Sun Belt 1, 5x, Last @ Coastal Carolina (2/8/20)

FIELD GOALS MADE

Career 7, 2x, Last @ Colorado Northwestern (1/31/19)
Season 3, 2x, Last vs. Louisiana (1/30/20)
Sun Belt 3 vs. Louisiana (1/30/20)

FIELD GOALS ATTEMPTED

Career 13 vs. Snow (3/2/19)
Season 7 vs. Furman (11/27/19)
Sun Belt 4 @ Texas State (1/25/20)

FREE THROWS MADE

Career 6, 2x, Last vs. Saint Martin's (11/30/17)
Season 3 @ ULM (1/18/20)
Sun Belt 3 @ ULM (1/18/20)

FREE THROWS ATTEMPTED

Career 8, 2x, Last @ Western Nebraska (11/9/18)
Season 4 @ ULM (1/18/20)
Sun Belt 4 @ ULM (1/18/20)

3-POINT FIELD GOALS MADE

Career 5 vs. Portland CC (12/8/18)
Season 1, 3x, Last @ Texas State (1/25/20)
Sun Belt 1 @ Texas State (1/25/20)

3-POINT FIELD GOALS ATTEMPTED

Career 8 vs. Salt Lake (3/1/19)
Season 3 @ #14 Oregon (11/17/19)
Sun Belt 1, 2x, Last @ Texas State (1/25/20)

MINUTES

Career 35 @ Western Nebraska (11/9/18)
Season 28 vs. Furman (11/27/19)
Sun Belt 17 @ Coastal Carolina (2/8/20)

MISCELLANEOUS

	Year	Career
Double-Figure Points		14
20+ Points		
Double-Doubles		
5+ Rebounds	1	17
Double-Figure Assists		
Games W/ A Steal	7	23

CAREER STATS

Season	GP-GS	Min/Avg	FG-FGA	Pct	FG-FGA	Pct	FT-FTH	Pct	Off	Def	Tot	Avg	PF	FO	A	TO	Blk	Stl	Pts	Avg
2017-18	18-18	350/19.4	32-89	.360	14-42	.333	30-39	.769	15	55	70	3.9	31	1	18	25	1	5	108	6.0
2018-19	28-24	582/20.8	85-207	.411	36-109	.330	26-42	.619	30	79	109	3.9	52	0	58	26	8	17	232	8.3
2019-20	20-6	271/13.6	17-34	.500	3-10	.300	7-8	.875	14	21	35	1.8	34	1	9	7	3	8	44	2.2
Total	66-48	1203/18.2	134-330	.406	53-161	.329	63-89	.708	59	155	214	3.2	117	2	85	58	12	30	384	5.8

2019-20 SEASON NUGGETS

Tied a season high with six points against Louisiana ... five 2nd-half points at Texas State, including his first 3-pointer since Nov. 19 ... four points off two offensive rebounds at Louisiana; he had scored four points in Sun Belt play entering the game ... four rebounds, tied for his most versus a D-I opponent, at ULM ... missed three-straight games after the New Year due to the flu ... did not play against UC Santa Barbara or Houston to rest a lower leg/Achilles injury ... made six-straight starts before the injury ... season-high-tying six points versus Furman ... considers himself a point-forward; can handle the ball very well ... had about 35 friends and family in attendance at Gonzaga (had about 70 requests, but couldn't secure enough tickets in the sold-out Kennel).

PRIOR TO UTA

Utilized a redshirt season as a freshman at Division-II Central Washington in 2016-17 ... averaged 6 points and 3.9 rebounds at Central Washington in 2017-18 ... averaged 8.3 points, 3.9 rebounds and 2.1 assists at JUCO Southern Idaho in 2018-19 ... played for his father, Greg, who was the head coach at Central Washington during Coleman's two years ... Greg is currently the head coach at D-II Alaska Fairbanks.



PAINT TOUCHES

Born On...

July 4, 1997

Roommate

Nicolas Elame (Who Is Always Doing Dishes)

No Need To Yell Fore

State Tournament Golfer In High School; Best Round Is A 70, Longest Drive Is 342 Yards ... Has Never Had A Lesson

Outdoorsy

Rides Horses ... Favorite Singer Is Country Performer Luke Combs ... Brother, Jacob, Is A Professional Cowboy (Roper)

GAME-BY-GAME STATS

Opponent	Date	GS	MIN	Total		3-Pointers		Free throws		Rebounds			PF	A	T/O	BLK	STL	PTS	AVG		
				FG-FGA	PCT	3FG-3FGA	PCT	FT-FTA	PCT	OFF	DEF	TOT								AVG	
Texas-Dallas	11/05/2019		11:46	0-0	.000	0-0	.000	0-0	.000	2	3	5	5.0	2	0	1	0	0	0.0		
Tulsa	11/09/2019		08:23	0-0	.000	0-0	.000	0-0	.000	0	1	1	3.0	1	0	0	0	0	0.0		
at Nevada	11/12/2019		11:57	1-2	.500	0-1	.000	0-0	.000	0	1	1	2.3	1	0	0	0	2	0.7		
at Oregon	11/17/2019	*	12:22	2-4	.500	1-3	.333	0-0	.000	0	0	0	1.8	0	1	0	0	5	1.8		
at Gonzaga	11/19/2019	*	14:38	1-2	.500	1-2	.500	0-0	.000	0	3	3	2.0	4	1	1	1	0	3.0		
Arkansas Tech	11/24/2019	*	23:07	1-3	.333	0-0	.000	0-0	.000	2	2	4	2.3	2	1	0	0	2	2.0		
vs Furman	11/27/2019	*	28:00	3-7	.429	0-1	.000	0-0	.000	1	3	4	2.6	3	1	1	1	2	6	2.6	
at Elon	11/28/2019	*	19:00	1-2	.500	0-0	.000	0-0	.000	0	2	2	2.5	1	0	0	0	2	2.5		
North Texas	12/02/2019	*	11:19	0-1	.000	0-1	.000	2-2	1.000	0	0	0	2.2	3	0	0	0	1	2	2.4	
at Georgia St.	12/19/2019		09:48	0-0	.000	0-0	.000	2-2	1.000	0	1	1	2.1	2	0	0	0	1	2	2.4	
at Ga. Southern	12/21/2019		05:07	0-0	.000	0-0	.000	0-0	.000	0	0	0	1.9	1	0	0	0	0	0	2.2	
Appalachian St.	01/09/2020		11:23	0-0	.000	0-0	.000	0-0	.000	0	2	2	1.9	0	0	0	0	0	0	2.0	
Coastal Carolina	01/11/2020		08:20	1-2	.500	0-1	.000	0-0	.000	1	0	1	1.8	1	0	1	0	1	2	2.0	
at Louisiana	01/16/2020		13:43	2-2	1.000	0-0	.000	0-0	.000	2	0	2	1.9	1	2	1	0	0	4	2.1	
at La.-Monroe	01/18/2020		13:00	0-2	.000	0-0	.000	3-4	.750	3	1	4	2.0	5	1	1	0	0	3	2.2	
at Texas St.	01/25/2020		13:57	2-4	.500	1-1	1.000	0-0	.000	1	1	2	2.0	1	0	0	0	0	5	2.4	
Louisiana	01/30/2020		15:50	3-3	1.000	0-0	.000	0-0	.000	2	0	2	2.0	2	1	0	0	1	6	2.6	
La.-Monroe	02/01/2020		10:44	0-0	.000	0-0	.000	0-0	.000	0	1	1	1.9	1	0	0	1	0	0	2.4	
at Appalachian St.	02/06/2020		12:51	0-0	.000	0-0	.000	0-0	.000	0	0	0	1.8	1	1	1	0	1	0	2.3	
at Coastal Carolina	02/08/2020		17:13	0-0	.000	0-0	.000	0-0	.000	0	0	0	1.8	2	0	0	0	1	0	2.2	
Totals			6	272:28	17-34	.500	3-10	.300	7-8	.875	14	21	35	1.8	34	9	7	3	8	44	2.2

SEASON BOX SCORES & RECAPS

UT DALLAS

WIN, 84-50

UT Dallas - 59														
Record: 0-0														
NO.	Name	Min	FG	3P	FT	Rebounds	Fouls	TP	AS	TO	ST	Blocks		
			M.A.	M.A.	M.A.	OR	DR	FF	FF	FF	FF	FF		
34	Kelden Pruitt	F 22:04	2-4	1-1	0-0	2	3	5	1	0	2	0		
44	Michael Forster	F 18:39	2-8	0-2	1-2	2	2	4	1	5	0	2		
41	Hans Bunzitz	C 14:22	0-0	0-0	0-0	2	0	1	0	0	1	0		
11	Curly Allen	C 21:33	2-8	1-6	0-0	1	5	6	1	0	0	0		
13	Jalen Weber	G 23:59	1-9	0-2	0-0	1	1	2	2	2	0	4		
5	Kavin Ezekiel	F 15:28	4-6	2-3	0-0	0	0	0	6	2	10	0		
21	Xavier Ferrell	12:25	1-2	0-0	2-2	0	0	0	2	4	1	0		
23	Simson Soname	13:30	2-3	0-0	0-2	2	1	3	1	1	4	1		
33	Kolton Pruitt	15:53	1-3	1-3	1-2	0	0	0	2	1	4	1		
5	Hunter Stevens	15:27	7-10	5-8	0-0	2	4	2	0	0	0	0		
31	Will Isaac	09:50	1-2	0-0	0-0	3	2	5	1	0	2	0		
20	James Curtis	08:31	0-1	0-0	0-0	1	1	0	1	0	1	0		
24	Jeremiah Gibson	05:34	0-3	1-2	0-0	0	0	0	1	1	0	0		
3	Cole Williams	03:23	0-2	0-1	0-0	0	0	0	0	0	0	0		
Team			1			5			6			0		
Totals			20-65			6-22			4-8			14		
			25			39			11			13		
			50			8			13			4		
			3			0			0			0		
			Technical Fouls:			NONE								
Shooting By Period														
1st PTN: 8-32 25.0%														
2nd PTN: 8-28 22.2%														
3rd PTN: 3-5 60%														
4th PTN: 12-33 36.3%														
5th PTN: 2-13 30.8%														
6th PTN: 4-6 66.6%														
GM FG: 20-65 30.8%														
GM FTN: 6-22 27.3%														
FTN: 6-9 66.6%														
Dead Ball Rebounds: 2														

Shooting By Period												
1st FG%	2nd FG%	3rd FG%	4th FG%	FT%	3PT%	1st FT%	2nd FT%	3rd FT%	4th FT%	1st 3PT%	2nd 3PT%	3rd 3PT%
53.0	53.0	53.0	53.0	25.0	25.0	53.0	53.0	53.0	53.0	53.0	53.0	53.0
3PT%	2.9	22.2%	3.5	60%	3.3	34.4%	4.1	30.8%	1.4	25%	20.6	30.8%
GM FG%	31.6	29.2%	15.3	40.5%	15.3	27.3%	6.2	44.4%	2.0	18.2	27.3%	44.4%
Dead Ball Rebounds: 2												

UTA took a 37-21 halftime lead before shooting 56.3 percent (18-32) from the field in the 2nd half to cruise to their sixth-straight victory to open a season.

The Mavericks commenced the 2nd half with three of their first four baskets coming off fast-break dunks, feeding energy into a full student section which set the stage for a final 20 minutes in which the hosts held the Comets – who entered ranked #11 in the Division-III National Poll – to just 36.4 percent (12-33) from the floor.

Seven different Mavericks made a 3-pointer on the night as UTA shot 40.5 percent from long distance, tying for the 3rd-most 3-pointers made in single-game program history by going 15-37 from behind the arc.

Jackson-Young's 19 points were a career high in a Maverick uniform as the senior forward shot 7-10 from the field, including 5-8 from long distance to go along with four rebounds and two assists.

TULSA

WIN, 73-59

Tulsa - 59													
Record: 1-1													
NO.	Name	Min	FG M-A	3P M-A	FT M-A	Rebounds OR DR	Fouls FF	TP	AS	TO	ST	Blocks	
1	Martins Ighu	F 20:28	2-4	0-0	2-2	1 3	4	2	3	6	1	0	
41	Jabari Nardis	F 32:05	4-11	0-4	3-3	1 4	2	2	11	3	0	0	
0	Brandon Rachal	G 20:23	1-7	0-2	0-0	0 4	5	1	2	0	3	1	
3	Elgiji Jones	G 23:39	1-6	1-2	0-0	0 2	3	3	3	3	0	0	
5	Lawson Korta	G 15:10	1-8	1-7	0-0	0 0	0	0	3	1	0	1	
22	Reggie Jones	24:11	5-12	3-5	6-10	2 3	5	4	19	1	2	1	
4	Isaiah Hill	25:02	0-5	0-1	1-2	0 4	4	1	3	1	0	5	
11	Darion Jackson	24:59	4-7	0-1	4-4	5 2	7	1	2	2	2	0	
12	Emmanuel Ugbo	03:13	0-0	0-0	0-0	1 1	0	0	0	0	0	0	
15	Josh Earley	10:50	1-2	0-0	0-2	2 2	4	0	2	2	1	0	
Team						3	3	6	0	10	0	0	
Totals			19-62			5-22	16	25	41	18	19	59	9
						10	1	2	5	1	2	5	
						14							

Shooting By Period												
1st FG%	2nd FG%	3rd FG%	4th FG%	FT%	3PT%	1st FT%	2nd FT%	3rd FT%	4th FT%	1st 3PT%	2nd 3PT%	3rd 3PT%
10-31	32.3%	32.3%	4-9	21.1%	9-10	90%	14-29	48.3%	5-15	33.3%	7-7	100%
GM FG%	24.60	40.0%	9-24	26.5%	16-23	69.6%	16-17	94.1%	0-0	0-0	0-0	0-0
Dead Ball Rebounds: 0												

Senior Jabari Nardis – in his second year with the Mavs – registered his first double-double effort as a UTA player with a team-high 16 points and a game-best 10 rebounds, in addition to blocking three shots. The 6-9 forward also established a career high in 3-pointers made by going 4-7 and finishing with a game-best +/- of +18.

UTA never trailed, and the game was tied on just one occasion, 12-12, as the Mavs led by double figures for the final 25 minutes on their way to a third-straight 2-0 start to a campaign.

In front of 3,722 fans and a packed, vocal student section, the Mavs dominated both sides of the ball from the opening tip, limiting Tulsa to just 30.6 percent from the floor (19-62) en route to their first-ever win (1-4) over the Hurricane. After a slow offensive 1st half for both sides, UTA finished the night connecting at 40 percent from the field (24-60).

The Mavs took care of the ball with just nine turnovers compared with 16 assists.

@NEVADA

LOSS, 90-73

UT Arlington - 73														
Record: 2-1														
NO.	Name	Min	FG	3P	FT	Rebounds	Fouls	TP	AS	TO	ST	Blocks		
			M.A.	M.A.	M.A.	OR	DR	FF	FF	FF	FF	FF		
2	Jordan Phillips	F 14:40	0-2	0-1	1-2	1	1	2	0	2	0	1		
3	Ayoub Nardis	F 19:16	1-3	1-3	2-4	0	0	0	3	2	1	0		
13	Jabari Nardis	F 17:46	3-8	3-7	2-2	2	7	9	2	11	1	0		
0	Brian Warren	G 24:06	1-12	1-8	2-4	0	2	2	4	3	5	2		
4	David Azore	G 26:26	2-4	1-2	7-8	0	3	3	2	5	12	4		
10	Radshad Davis	18:34	5-12	0-1	4-6	6	4	10	5	14	1	3		
22	Trond Jackson-Young	18:15	2-5	2-4	0-0	0	1	1	2	0	6	0		
23	Patrick Mwamba	17:46	1-4	0-2	0-0	0	5	5	1	2	1	1		
1	Sam Griffin	20:17	5-11	3-7	0-0	0	0	0	0	0	13	2		
20	Nicolas Elame	10:55	1-1	0-0	0-1	0	1	1	1	3	1	0		
43	Coleman Sparring	11:56	1-2	0-1	0-0	0	1	1	1	0	2	0		
Team			3			3			6			0		
Totals			22-64			11-36			12			28		
			28			40			25			20		
			73			13			14			6		
			17			4			1			3		
			Technical Fouls:			Harris 1			17			44		

Shooting By Period		
FG%	14-28	50.0%
3PT%	7-11	63.6%
FT%	3-6	50%
1st FG%	13-30	43.3%
3PT%	3-10	30.0%
FT%	13-24	54.2%
2nd FG%	27-58	46.6%
3PT%	10-21	47.6%
FT%	16-30	53.3%
Dead Ball Rebounds: 8.0		

Facing the three-time defending Mountain West Conference Champions, UTA battled all night, but ultimately fell just short to Nevada.

Senior Radshad Davis recorded his first double-double in his second year with UTA with team highs of 14 points and 10 rebounds in just 19 minutes.

Despite shooting just 34.4 percent (22-64) from the floor against an at-large NCAA Tournament foe from a year ago, UTA held 2nd-half leads, but couldn't quite do enough to take control late. The Nevada lead was never more than nine at any point in the 2nd half, and for the majority of time hovered between 4-8 points most of the stanza.

Trailing by four, 77-73, with 30 seconds remaining, Davis pulled down a rebound off a missed Nevada free throw; however, a Wolf Pack player contested that effort – a foul potentially could have been called – and it resulted in Davis falling to the ground and being called for a travel. Unfortunately for the Mavs, that would be the last legit effort they had to complete the comeback.

SEASON BOX SCORES & RECAPS

@ #14 OREGON

LOSS, 67-47

UT Arlington - 47													
Record: 2-2													
NO.	Name	Min	FG M/A	3P M/A	FT M/A	Rebounds OR DR	Fouls PF	TP	AS	TO	ST	Blocks BS BA	
13	Jabari Narcis	F 22:55	0-4	0-3	0-1	1	9	0	1	1	0	0	
43	Coleman Sparling	F 12:24	2-4	1-3	0-0	0	0	0	1	5	1	0	
0	Brian Warren	G 29:31	4-11	0-3	1-1	0	1	1	2	2	9	1	
4	David Azore	G 25:55	2-8	2-3	5-6	3	3	6	2	5	11	2	
20	Nicolas Elame	G 13:42	0-1	0-0	0-2	1	0	1	1	0	0	1	
1	Sam Griffin	G 19:15	0-5	0-4	0-0	0	0	0	0	0	1	0	
2	Jordan Phillips	21:53	4-12	3-5	3-4	1	4	5	0	2	14	0	
22	TiAndre Jackson-Young	12:16	0-4	0-4	0-0	0	2	2	0	0	1	0	
10	Radshad Davis	13:25	1-6	0-3	0-0	3	0	3	1	1	2	1	
23	Patrick Mwamba	14:47	1-4	0-1	0-0	2	2	4	1	2	4	0	
3	Ayoub Nuhli	13:47	1-3	0-1	0-0	1	2	3	0	1	2	0	
Team						1		2		0			
Totals			15-64 (6-30)			11-16		13		26		7	
								16		47		10	
										2		5	
										2		2	
										2		2	
										2		2	
										2		2	
										2		2	
										2		2	
										2		2	
										2		2	
										2		2	
										2		2	
										2		2	
										2		2	
										2		2	
										2		2	
										2		2	
										2		2	
										2		2	
										2		2	
										2		2	
										2		2	
										2		2	
										2		2	
										2		2	
										2		2	
										2		2	
										2		2	
										2		2	
										2		2	
										2		2	
										2		2	
										2		2	
										2		2	
										2		2	
										2		2	
										2		2	
										2		2	
										2		2	
										2		2	
										2		2	
										2		2	
										2		2	
										2		2	
										2		2	
										2		2	
										2		2	
										2		2	
										2		2	
										2		2	
										2		2	
										2		2	
										2		2	
										2		2	
										2		2	
										2		2	
										2		2	
										2		2	
										2		2	
										2		2	
										2		2	
										2		2	
										2		2	
										2		2	
										2		2	
										2		2	
										2		2	
										2		2	
										2		2	
										2		2	
										2		2	
										2		2	

Shooting By Period												
1st	2nd	3rd	4th	OT	FT	FG	3P	FT	FG	3P	FT	FG
1st	FG%	9-33	27.3%									
1st	FT%	4-17	23.5%									
1st	FT%	6-9	66.7%									
2nd	FG%	6-31	19.4%									
2nd	FT%	2-13	15.4%									
2nd	FT%	5-7	71.4%									
3rd	FG%	15-64	23.4%									
3rd	FT%	6-30	20.0%									
3rd	FT%	11-16	68.8%									
Dead Ball Rebounds: 2.0												

UTA battled through its worst shooting night in program history Sunday to remain competitive throughout the contest before a 2nd-half push by #14 Oregon sent the Mavericks to a 67-47 defeat inside Matthew Knight Arena.

UTA shot just 23.4 percent (15-64) from the floor – its worst field-goal percentage in program history (previous: 23.5 percent at Texas State on Jan. 9, 1999).

Despite that cold shooting, the Mavs trailed by single digits midway through the 2nd half and never by more than the final margin of 20 as UTA committed just six turnovers to keep itself in the matchup for the majority of the evening.

Arkansas sophomore transfer Jordan Phillips led UTA with 14 points – his most versus a Division-I opponent – while redshirt sophomore David Azore tallied 11 as the duo finished as the lone double-figure scorers for the Mavs.

Oregon - 67			Record: 4-0											
NO.	Name	Min	FG	3P	FT	Rebounds	Fouls	TP	AS	TO	ST	Blocks	+/-	
			M/A	M/A	M/A	OR	DR	PF						
10	Shakur Juiston	F 18:30	2-8	0-1	1-2	2	1	3	3	5	0	1	0	
33	Francis Okoro	F 21:27	1-2	0-0	1-2	2	4	6	3	1	1	0	0	
3	Payton Pritchard	G 31:31	10-16	2-6	2-2	0	8	8	2	24	3	3	0	
5	Chris Duarte	G 22:41	3-8	1-3	0-0	2	5	7	2	0	1	0	1	
32	Anthony Mathis	G 25:11	2-8	2-4	0-0	3	3	0	0	6	2	1	0	
0	Will Richardson	21:21	4-5	1-1	0-0	1	4	5	4	1	9	2	0	
14	C.J. Walker	21:30	0-2	0-1	0-0	0	8	8	0	1	0	1	1	
13	Chandler Lawson	20:46	1-4	0-0	0-0	2	2	1	1	4	0	0	2	
22	Addison Patterson	18:36	3-5	2-4	1-2	0	3	3	1	1	9	1	0	
Team			1			0			1			0		
Totals			27-59			8-20			5-8			6		
			16			8			38			46		
			16			8			17			67		
			10			4			5			2		
			10			4			5			2		
			10			4			5			2		
			10			4			5			2		
			10			4			5			2		
			10			4			5			2		
			10			4			5			2		
			10			4			5			2		
			10			4			5			2		
			10			4			5			2		
			10			4			5			2		
			10			4			5			2		
			10			4			5			2		
			10			4			5			2		
			10			4			5			2		
			10			4			5			2		
			10			4			5			2		
			10			4			5			2		
			10			4			5			2		
			10			4			5			2		
			10			4			5			2		
			10			4			5			2		
			10			4			5			2		
			10			4			5			2		
			10			4			5			2		
			10			4			5			2		
			10			4			5			2		
			10			4			5			2		
			10			4			5			2		
			10			4			5			2		
			10			4			5			2		
			10			4			5			2		
			10			4			5			2		
			10			4			5			2		
			10			4			5			2		
			10			4			5			2		
			10			4			5			2		
			10			4			5			2		
			10			4			5			2		
			10			4			5			2		
			10			4			5			2		
			10			4			5			2		
			10			4			5			2		
			10			4			5			2		
			10			4			5			2		
			10			4			5			2		
			10			4			5			2		
			10			4			5			2		
			10			4			5			2		
			10			4			5			2		
			10			4			5			2		
			10			4			5			2		
			10			4			5			2		
			10			4			5			2		
			10			4			5			2		
			10			4			5			2		
			10			4			5			2		
			10			4			5			2		
			10			4			5			2		
			10			4			5			2		
			10			4			5			2		
			10			4			5			2		
			10			4			5			2		
			10			4			5			2		
			10			4			5			2		
			10			4			5			2		
			10			4			5			2		
			10			4			5			2		
			10			4			5			2		
			10			4			5			2		
			10			4			5			2		
			10			4			5			2		
			10			4			5			2		
			10			4			5			2		
			10			4			5			2		
			10			4			5			2		
			10			4			5			2		
			10			4			5			2		
			10			4			5			2		
			10			4			5			2		
			10			4			5			2		
			10			4			5			2		
			10			4								

Shooting By Period												
1st	2nd	3rd	4th	OT	FT	FG	3P	FT	FG	3P	FT	FG
1st	FG%	15-29	51.7%									
1st	FT%	5-10	50.0%									
1st	FT%	2-4	50%									
2nd	FG%	12-30	40.0%									
2nd	FT%	3-10	30.0%									
2nd	FT%	3-4	75%									
3rd	FG%	27-59	45.8%									
3rd	FT%	8-20	40.0%									
3rd	FT%	8-20	40.0%									
Dead Ball Rebounds: 4.1												

UTA		ORE		Points from		Turnovers		Period by Period Scoring		1st		2nd		TOT	
Biggest lead	3 (1 st 13:59)	20 (2 nd 9:32)		Turnovers	9	5		1st	2nd	TOT		1st	2nd	TOT	
Best Scoring Run	7 (1 st 0:40)	13 (1 st 7:09)		Paint	12	28		UTA	28	19	47				
Lead Changes	6			Second Chance	9	9									
Times Tied	4			Fast Breaks	1	13									
Time with Lead	03:02	34:10		Bench	22	22		ORE	37	30	67				

@ #3 GONZAGA

LOSS, 72-66

UT Arlington - 66														
Record: 3-3														
NO.	Name	Min	FG	3P	FT	Rebounds	Fouls	TP	AS	TO	ST	Blocks		
		M/A	M/A	M/A	M/A	OR	DR	PF				BS		
13	Jabari Narcis	F 28:50	5-5	5-5	1-2	0	5	5	3	2	16	1		
43	Coleman Sparling	F 14:38	1-2	1-2	0-0	0	3	3	4	0	3	1		
0	Brian Warren	G 32:01	5-17	1-7	4-4	0	3	3	4	3	15	4		
4	David Azore	G 27:44	4-8	2-3	5-7	0	4	4	3	5	15	2		
20	Nicolas Elame	G 10:47	0-1	0-1	0-0	0	1	1	0	0	2	1		
2	Jordan Phillips	19:52	2-5	0-0	1-2	1	4	5	1	1	5	1		
22	TiAndre Jackson-Young	10:09	1-3	0-2	0-0	0	4	4	0	2	0	1		
1	Sam Griffin	14:47	2-5	1-3	0-0	0	2	2	1	0	5	0		
3	Ayoub Nuhli	18:09	1-3	1-1	2-2	0	1	1	0	2	5	0		
23	Patrick Mwamba	06:47	0-2	0-1	0-0	0	1	1	0	0	1	0		
10	Radshad Davis	15:09	0-4	0-1	0-0	0	2	2	3	0	2	1		
14	Davis Steelman	01:07	0-0	0-0	0-0	0	0	0	0	0	0	0		
Team			0			2			0			0		
Totals			21-53 (11-28)			13-17			1			32		

Shooting By Period												
1st	2nd	3rd	4th	OT	FT	FG	3P	FT	FG	3P	FT	FG
1st	FG%	9-27	33.3%									
1st	FT%	5-14	35.7%									
1st	FT%	4-4	100%									
2nd	FG%	12-30	40.0%									
2nd	FT%	6-12	50.0%									
2nd	FT%	9-13	69.2%									
3rd	FG%	21-53	39.6%									
3rd	FT%	11-20	55.0%									
3rd	FT%	13-17	76.5%									
Dead Ball Rebounds: 1.0												

Facing the #8 team in the nation on their home floor for the second-straight year, UTA came within two shots of potentially knocking off Gonzaga, but the Mavericks fell just short, 72-66.

Entering play, Gonzaga held the best field-goal percentage in the country at 56.6, but UTA held the Bulldogs to 39.1 percent while connecting at a 39.6-percent clip of its own. Included in that defensive effort for the Mavs was limiting Gonzaga to just 22.7 percent from 3-point range while delivering a 42.3-percent performance of their own from distance.

UTA led for more than 16 minutes in the 1st half before entering the locker room down just one, 28-27. The Mavs re-tied the contest on multiple occasions early in the 2nd half, but Gonzaga eventually created a little bit of separation and built a lead as large as 13. However, the Mavs demonstrated a ton of grit and fought their way back to make it a two-possession game with under a minute remaining. However, that six-point differential would end up being the difference.

Gonzaga - 72														
Record: 5-0														
NO.	Name	Min	FG	3P	FT	Rebounds	Fouls	TP	AS	TO	ST	Blocks		
			M/A	M/A	M/A	OR	DR	PF				BS		
3	Pip Pritchett	F 18:12	3-4	0-1	4-4	1	2	3	1	3	10	0		
24	Conery Kiserp	F 38:03	1-6	1-6	0-0	1	1	2	4	0	3	1		
33	Kilian Tillie	F 26:34	6-11	1-2	2-3	3	5	8	3	4	15	1		
1	Admon Gilder	G 34:22	4-11	0-3	7-11	1	4	5	2	5	15	0		
4	Ryan Woodbridge	G 32:52	1-5	0-7	2-7	2	7	9	0	4	19	1		
2	Drew Timme	18:59	3-4	0-0	1-2	3	7	10	1	2	7	0		
22	Anton Watson	19:05	1-3	0-1	1-2	0	4	4	0	0	2	0		
11	Joel Ayayi	12:53	0-4	0-2	0-0	0	3	2	0	0	0	2		
Team			1			0			0			0		
Totals			25-64 (5-22)			17-30			12			10		
Technical Fouls: 0														

Shooting By Period			
1 st	FG%	12-35	34.3%
	3PT%	3-15	20.0%
	FT%	1-2	50%
2 nd	FG%	13-29	44.8%
	3PT%	2-7	28.6%
	FT%	16-28	57.1%
GM	FG%	25-64	39.1%
	3PT%	5-22	22.7%
	FT%	17-30	56.7%

Dead Ball Rebounds: 8.



SEASON BOX SCORES & RECAPS

VS. FURMAN

LOSS, 58-51

Texas-Arlington 57 • 3-4, 0-0 SBC

#	Player	FG	FGA	FT	FTA	Rebounds	PF	TP	A	To	Blk	Stl	Min
						Off Def Tot							
13	Narcis, Jabari	3-5	1-3	0-0	0-0	4 4 8	2	7	0	2	1	0	25
22	Jackson-Young, TiAndre	3-8	0-5	1-2	1-2	1 1 2	1	7	1	2	0	1	27
43	Sparling, Coleman	3-7	1-1	0-0	0-0	1 3 4	3	6	1	1	1	2	28
00	Warren, Brian	6-13	1-1	0-0	0-0	0 4 4	1	18	2	0	0	7	31
04	Azore, David	5-9	2-2	0-0	0-0	0 5 5	1	12	4	3	0	0	34
01	Griffin, Sam	1-3	0-1	1-1	0-0	0 1 1	1	3	0	2	0	0	10
02	Phillips, Jordan	1-2	0-1	0-0	0-0	1 1 2	3	2	2	1	0	0	14
03	Nouhi, Ayoub	1-3	0-1	0-0	0-0	0 1 1	2	2	0	1	0	0	13
10	Davis, Radshad	0-2	0-0	0-0	0-0	0 2 2	1	0	0	1	0	0	13
14	Steelman, David	0-0	0-0	0-0	0-0	0 0 0	0	0	0	0	0	0	1
20	Elame, Nicolas	0-1	0-1	0-0	0-0	0 2 2	0	0	0	1	0	0	4
Team						0 2 2							
Totals		23-53	4-16	7-8	7-8	26 33 59	15	57	9	16	2	5	200

FG % 1st Half: 13-27 48.1% 2nd half: 10-26 38.5% Game: 23-53 43.4%
3FG % 1st Half: 3-11 27.3% 2nd half: 1-5 20.0% Game: 4-16 25.0%
FT % 1st Half: 2-3 66.7% 2nd half: 5-5 100.0% Game: 7-8 87.5%

Furman 58 • 7-1, 0-0 SoCon

#	Player	3-PT				Rebounds							Min		
		FG	FGA	FT	FTA	Off	Def	TP	TP	A	To	Blk		Stl	
04	Noah Gurley	f	3-7	1-1	4-5	0	3	1	2	11	2	4	1	0	25
20	Jalen Slawson		0-1	0-1	0-0	0	3	3	2	0	6	0	0	13	
45	Clay Mounce	f	6-14	1-6	1-3	4	8	12	2	14	1	3	1	3	38
00	Alex Hunter	g	4-9	3-8	0-0	1	3	4	1	11	3	1	0	0	36
23	Jordan Lyons	g	4-11	4-9	2-2	0	4	4	2	14	2	2	0	0	37
00	Tre Clark		1-3	0-0	0-0	2	1	3	2	2	0	1	1	26	
03	Mike Bothwell		2-6	0-3	2-3	1	2	3	1	6	1	0	0	1	25
Team						1	2	3							
Totals			20-51	9-28	9-13	9	24	33	12	58	9	17	3	5	200

FG % 1st Half: 7-21 33.3% 2nd half: 13-30 43.3% Game: 20-51 39.2%
3FG % 1st Half: 5-15 33.3% 2nd half: 4-13 30.8% Game: 9-28 32.1%
FT % 1st Half: 3-4 75.0% 2nd half: 6-9 66.7% Game: 13-19 68.4%

Officials: Bill Covington Jr., Anthony Franklin, and Ty McNeill
Technical fouls: Texas-Arlington-None. Furman-None
Attendance: 0

Score by periods	1st	2nd	Total
Texas-Arlington	27	30	57
Furman	22	36	58

Points	In	Off	2nd	Fast	Bench
UTA	28	20	5	4	7
FUR	24	10	3	1	8

Last FG - UTA 2nd-04:44, FUR 2nd-09:04
3FG % 1st Half: 3-11 27.3% 2nd half: 1-5 20.0% Game: 4-16 25.0%
FT % 1st Half: 2-3 66.7% 2nd half: 5-5 100.0% Game: 7-8 87.5%
Largest lead - UTA by 13 2nd-16:47, FUR by 3 1st-14:02
UTA led for 29:13, FUR led for 01:24, Game was tied for 03:23.

@ ELON

WIN, 77-67

UT Arlington 77 • 4-4

#	Player	FG	FGA	3-PT	FT	FTA	Reb	Def	PF	TP	A	To	Blk	Stl	Min
							Off								
13	Narcis, Jabari	2-3	1-2	0-0	0	2	2	4	0	5	1	0	0	0	11
22	Jackson-Young, TiAndre	3-5	1-2	0-1	0	4	1	7	0	2	0	2	0	0	18
43	Sparling, Coleman	1-2	0-0	0-0	0	2	2	1	0	0	0	0	0	0	19
00	Warren, Brian	1-4	0-3	4-5	0	2	2	6	4	2	0	0	0	0	26
04	Azore, David	4-12	1-3	2-2	0	4	3	11	3	2	0	1	0	0	36
01	Griffin, Sam	3-9	3-4	1-2	0	3	3	3	0	3	1	3	0	2	39
02	Phillips, Jordan	3-5	1-2	4-4	0	3	3	2	1	0	0	0	0	0	27
03	Nouhi, Ayoub	0-2	0-1	1-2	1	2	3	1	0	0	0	1	0	0	11
10	Davis, Radshad	4-8	0-2	1-3	1	3	4	1	9	0	0	0	1	0	12
20	Elame, Nicolas	2-4	1-1	0-0	0	2	2	4	0	5	1	2	1	1	16
Totals		28-54	8-20	13-19	9	29	38	14	77	10	12	2	7	20	200
FG % 1st half: 12-24		2nd half: 16-30		53.3%		Game: 28-54		51.9%		Deadball					
3PT % 1st half: 3-10		30.0%		0-0		Game: 8-20		40.0%		Rebounds					
1st % 1st half: 5-11		45.5%		0-0		Game: 10-20		50.0%		PF					

FG % 1st Half: 12-24 50.0% 2nd half: 16-30 53.3% Game: 28-54 51.9%
3FG % 1st Half: 3-10 30.0% 2nd half: 5-10 50.0% Game: 8-20 40.0%
FT % 1st Half: 5-11 45.5% 2nd half: 8-8 100.0% Game: 13-19 68.4%

Elon 67 • 3-5

#	Player	FG	FGA	3-PT	3-PTA	Rebounds	PF	TP	A	To	Blk	Stl	Min
						Off Def Tot							
01	Hannah, Chuck	1-1	0-0	0-0		1 1 2	0	2	1	2	0	0	17
33	Wright, Simon	3-7	1-2	3-4		2 3 5	1	1	0	1	0	1	34
00	McIntosh, Hunter	3-5	2-4	1-2		0 3 3	4	3	0	3	1	0	22
04	Sheffield II, Marcus	8-22	2-6	7-7		1 5 6	4	25	0	3	1	1	39
14	Ervin, Zac	3-10	1-4	0-0		2 1 3	3	7	0	0	0	0	25
05	Poser, Federico	0-0	0-0	0-0		1 1 2	2	0	1	1	0	0	5
10	Wooten, Kris	3-6	3-6	0-0		1 1 2	1	9	1	0	1	0	27
21	Pack, Andy	0-2	0-2	0-0		0 0 0	1	0	0	0	0	0	8
25	Woods, Hunter	2-4	1-3	0-1		0 5 5	3	5	2	2	1	0	23
	Team					0 3							
Totals		23-57	10-27	11-14		7 20 27	19	67	11	12	3	7	200

FG % 1st Half: 11-29 37.9% 2nd half: 12-28 42.9% Game: 23-57 40.4%
3FG % 1st Half: 6-14 42.9% 2nd half: 4-13 30.8% Game: 10-27 37.0%
FT % 1st Half: 2-3 66.7% 2nd half: 9-11 81.8% Game: 11-14 78.6%

Officials: JW Lucas, Mike Palau, Tim Smith
Technical fouls: UT Arlington-None. Elon-None.
Attendance: 875

Score by periods	1st	2nd	Total
UT Arlington	32	45	77
Elon	30	37	67

Points	In	Off	2nd	Fast	Bench
UTA	28	16	15	6	48
ELON	18	8	3	1	34

Last FG - UTA 2nd-01:51, ELON 2nd-00:09
3FG % 1st Half: 6-14 42.9% 2nd half: 4-13 30.8% Game: 10-27 37.0%
FT % 1st Half: 2-3 66.7% 2nd half: 9-11 81.8% Game: 11-14 78.6%
Largest lead - UTA by 13 2nd-01:51, ELON by 7 2nd-12:42
UTA led for 35:15, ELON led for 09:35, Game was tied for 11:12.

NORTH TEXAS

LOSS, 77-66

North Texas 77

Record: 3-5

NO.	Name	Min	FG	FGA	SP	FT	Rebounds	Fouls	TP	AS	TO	ST	Blocks	+/-
							Off Def Tot							
23	Deng Gou	F 22:39	4-7	0-0	2-2	4 4 8	2 1	10	1	1	0	2	2	14
24	Zachary Simmons	F 31:24	5-8	0-0	0-0	7 3 10	2 5	12	1	1	0	3	0	8
0	James Reese	G 16:55	1-6	0-3	0-0	0 2 2	2 2	2	1	0	2	0	2	13
1	Umaja Gibson	G 32:42	7-12	2-4	2-2	1 3 4	2 4	18	2	4	2	1	0	9
3	Javon Hamlet	G 33:06	4-10	1-2	9-11	0 3 3	1 8	18	7	2	1	0	0	14
2	Roosevelt Smart	13:57	0-3	0-2	0-0	0 3 3	0 1	6	0	0	0	0	0	3
13	Thomas Bell	25:47	2-5	0-2	1-2	2 3 5	3 2	5	2	2	0	0	0	0
55	DJ Draper	23:20	4-6	0-0	0-0	0 1 1	4 0	12	0	1	0	0	0	-6
Team						0 2 2		0	2					
Totals		27:54	7-19	16-23	14 24 38	17 23	77	14	13	5	6	4	11	

Technical Fouls: Coach 2nd 11:55

Shooting By Period

1 st FG%	13-31	41.9%
3PT%	4-11	36.4%
FT%	5-7	71.4%
2 nd FG%	14-23	60.9%
3PT%	3-8	37.5%
FT%	11-16	68.8%
GM FG%	27-54	50.0%
3PT%	7-19	36.8%
FT%	16-23	69.6%

Dead Ball Rebounds: 3-0

UT Arlington 66

Record: 4-6

NO.	Name	Min	FG	FGA	SP	FT	Rebounds	Fouls	TP	AS	TO	ST	Blocks	+/-
							Off Def Tot							
13	Jabari Narcis	F 08:54	1-3	0-1	0-0	1 1 2	3 2	2	1	2	1	1	0	0
22	TiAndre Jackson-Young	F 22:02	3-6	2-4	1-2	0 2 2	1 1	9	1	0	0	1	1	5
43	Coleman Sparling	F 11:19	0-1	0-1	2-2	0 0 0	3 1	2	0	0	0	1	0	-9
0	Brian Warren	F 15:14	4-6	0-0	0-0	0 2 2	2 3	18	1	5	1	1	1	4
4	David Azore	G 28:25	4-9	1-4	8-10	1 2 3	3 4	17	2	4	1	2	0	-1
2	Jordan Phillips	20:29	1-6	0-2	1-2	2 1 3	1 2	3	0	2	0	1	2	-22
1	Sam Griffin	16:03	2-5	0-0	0-0	0 0 0	0 0	2	0	4	0	0	0	-13
3	Ayoub Nouhi	16:08	1-1	0-0	0-0	0 1 1	2 1	2	3	0	0	0	0	-7
10	Radshad Davis	23:52	3-4	1-2	0-0	1 7 8	4 1	7	1	2	0	0	1	-2
20	Nicolas Elame	18:51	1-4	0-2	0-1	1 0 1	2 1	2	2	1	1	0	0	1
Team						5 1 6		0	0					
Totals		23:55	8-22	12-17	11 17 28	23 36	66	15	13	7	4	6	-11	

Technical Fouls: NONE

Shooting By Period

1 st FG%	9-28	31.0%
3PT%	4-12	33.3%
FT%	1-2	50%
2 nd FG%	14-26	53.8%
3PT%	4-10	40.0%
FT%	11-15	73.3%
GM FG%	22-54	41.8%
3PT%	8-22	36.4%
FT%	12-17	70.6%

Dead Ball Rebounds: 2-0

Biggest lead	UNT	UTA
	20 (2 nd 15:37)	4 (1 st 18:15)
Best Scoring Run	10 (1 st 7:00)	9 (2 nd 6:09)
Lead Changes	1	
Times Tied	1	
Time with Lead	37:10	01:31

SEASON BOX SCORES & RECAPS

UC SANTA BARBARA

Loss, 72-69

UC Santa Barbara - 72												
Record: 6-3												
NO. Name	Min	FG	3P	FT	Rebounds	Fouls	TP	AS	TO	ST	Blocks	+/-
		M/A	M/A	M/A	OR DR TOT	PF	FD				BS BA	
2 Matt Freeman	22:46	3-6	1-1	2-3	1 3 4	4	2	9	2	0	0	1
12 Amadou Sow	F 26:35	8-10	3-3	4-5	1 5 6	1	3	23	0	0	2	2
3 Jaquon McLaughlin	G 36:50	5-11	3-7	9-10	0 5 5	3	7	22	3	1	3	0
4 Desean Ramsey	G 36:39	1-10	1-8	3-4	0 3 3	2	3	6	7	2	0	0
11 Brandon Cynus	G 27:35	2-7	1-4	1-2	0 4 4	4	1	6	1	0	0	0
0 Sekou Touré	18:53	2-2	0-0	0-0	0 6 6	1	0	4	0	1	0	0
35 Robinson Isehn	13:25	1-3	0-0	0-0	3 1 4	1	0	2	1	1	0	1
5 Jay Nagle	15:42	0-4	0-2	0-0	1 0 1	0	0	0	0	0	0	1
1 Roberto Gitters	01:35	0-0	0-0	0-0	0 0 0	0	0	0	0	0	0	0
Team					1 0 1							
Totals	22:53	9-25	19-24	7 27	34	16	16	72	13	11	8	3
Technical Fouls: 3-0-4												

Shooting By Period			
1st	FG%	10-23	43.5%
	3PT%	4-11	36.4%
	FT%	5-7	71.4%
2nd	FG%	12-30	40.0%
	3PT%	5-14	35.7%
	FT%	14-17	82.4%
GM	FG%	22-53	41.5%
	3PT%	9-25	36.0%
	FT%	19-24	79.2%
Dead Ball Rebounds: 1 0			

Playing without two starters, already-shorthanded UTA battled back from a double-figure 2nd-half deficit to tie the game, but UC Santa Barbara ultimately claimed a 72-68 win in the Mavericks home non-conference finale.

Trailing by 10 midway through the 2nd half, UTA orchestrated an 8-0 run as part of a larger 19-9 stretch which turned a 50-40 deficit at the 11-minute mark into a 59-59 tie with four minutes left. True freshman Sam Griffin keyed the Mavs' spurt as the guard came off the bench and scored 14 of UTA's 17 points in one stretch on his way to finishing with a team-high 16 points.

However, UCSB had a response immediately after UTA tied the contest at 59-all, converting a traditional three-point play on its ensuing possession, and the Gauchos would have that lead the final four minutes on their way to a fifth-straight win.

UT Arlington - 68														
Record: 4-6														
NO. Name	Min	FG	3P	FT	Rebounds	Fouls	TP	AS	TO	ST	Blocks	+/-		
		M/A	M/A	M/A	OR DR TOT	PF	FD				BS BA			
2 Jordan Phillips	F 28:22	5-10	1-3	3-6	2 5 7	2	3	14	1	2	2	1	0	-8
3 Ayoub Nuzi	F 16:38	0-0	0-0	0-0	0 3 3	4	0	3	1	1	0	0	0	-6
13 Jabari Narcis	F 31:32	2-5	0-3	0-1	2 5 7	2	2	4	0	1	0	2	0	-3
0 Brian Warren	G 28:50	2-4	1-3	2-2	2 0 2	4	3	7	2	2	1	0	0	-6
4 David Azore	G 37:52	4-12	0-3	5-7	1 9 10	3	5	13	7	2	1	0	1	-8
10 Radnash Davis	21:44	2-12	2-3	0-0	2 3 5	0	1	12	2	0	1	0	1	5
1 Sam Griffin	20:46	5-12	3-7	3-4	0 2 2	0	2	16	0	2	0	0	0	5
20 Nicolas Elame	13:29	1-3	0-1	0-0	1 1 2	1	0	2	1	1	0	0	1	1
14 Davis Steelman	00:47	0-0	0-0	0-0	0 0 0	0	0	0	0	0	0	0	0	0
Team					1 0 1									
Totals	24:58	7-23	13-20	11 28	39	16	16	68	16	13	6	3	1	-4

Shooting By Period		
1st	FG%	11-24 45.8%
	3PT%	2-7 28.6%
	FT%	5-9 55.6%
2nd	FG%	13-34 38.2%
	3PT%	5-16 31.3%
	FT%	8-11 72.7%
3rd	FG%	24-58 41.4%
	3PT%	7-23 30.4%
	FT%	13-20 65.0%
Dead Ball Rebounds: 3, 0		

Period by Period Scoring												
1st	2nd	TOT	Points from Turnovers	Paint	Second Chance	Fast Breaks	Bench	UT	AS	TO	ST	TOT
1st	2nd	TOT	15	11	22	28	12	16	29	43	72	
UT	AS	TO	29	39	68							

@ HOUSTON

Loss, 71-63

UT Arlington - 63													
Record: 4-7													
NO. Name	Min	FG M/A	3P M/A	FT M/A	Rebounds OR DR TOT	Fouls PF	TP	AS	TO	ST	Blocks BS BA	+/-	
2 Jordan Phillips	35:03	1-7	0-2	3-4	1 3 4	2 4	5	0	1	0	1	0	-11
13 Jabari Narcis	F 23:49	3-8	2-6	2-2	3 1 4	3 1	10	2	1	0	0	0	-11
0 Brian Warren	G 29:31	6-19	5-10	6-8	0 2 2	3 5	27	2	0	0	0	1	-3
1 Sam Griffin	G 28:44	1-8	0-5	1-2	1 1 2	1 4	3	1	1	2	0	1	-7
4 David Azore	G 37:20	3-14	1-4	6-7	3 5 8	4 5	13	2	1	0	0	2	-7
10 Radnash Davis	12:07	1-1	0-0	0-0	3 0 3	4 4	2	2	1	0	0	0	-6
20 Nicolas Elame	17:56	0-1	0-0	1-2	0 2 2	2 1	1	1	1	0	0	1	-8
3 Ayoub Nuzi	15:05	0-2	0-1	2-2	0 0 0	1 2	2	1	0	1	0	0	1
33 McKade Marquis	00:25	0-0	0-0	0-0	0 0 0	0 0	0	0	0	0	0	0	-1
Team					3 3 6								
Totals	17:50	8-28	21-27	14 17	31	20	24	63	10	5	4	0	-8
Technical Fouls: Team 0-0													

Shooting By Period			
1st	FG%	10-25	40.0%
	3PT%	4-14	28.6%
	FT%	6-9	66.7%
2nd	FG%	7-35	20.0%
	3PT%	4-14	28.6%
	FT%	15-18	83.3%
3rd	FG%	17-60	28.3%
	3PT%	8-28	28.6%
	FT%	21-27	77.8%
Dead Ball Rebounds: 1, 0			

Wrapping up its challenging non-conference schedule, UTA once again put forth a tremendous effort but dropped a 71-63 decision at Houston.

Facing a preseason American Athletic Conference favorite on its home floor, UTA limited Houston – which throttled South Carolina by 20 the game before – to just 35.7 percent shooting in the 2nd half (10-28) to make the Cougars fight all night, but behind a +18 rebounding margin and a +14 edge in paint points, UH won its fourth in a row.

Warren poured in the most points any UTA player has scored this year with his game-best 27-point outing on 8-19 shooting, including a career-high-tying five 3-pointers and 6-8 from the free-throw line.

In his homecoming, Houston native David Azore reached double-figure points for the 10th-straight time with 13 while adding a team-best eight rebounds. Jabari Narcis rounded out the trio of double-figure scorers for the Mavs with 10, including his first 3-pointers since Thanksgiving Day.

UTA never trailed by more than 13 at any point in the game, but also never got its deficit below five in the 2nd half aside from a half-opening 3-pointer from Warren which put the Mavs down just three for 20 seconds.

@ GEORGIA ST.

Loss, 83-77

UT Arlington - 77												
Record: 4-8 (0-1)												
NO. Name	Min	FG	3P	FT	Rebounds	Fouls	TP	AS	TO	ST	Blocks	+/-
		M/A	M/A	M/A	OR DR TOT	PF	FD				BS BA	
10 Radnash Davis	F 29:31	2-8	0-3	2-2	1 4 5	4	1	6	1	2	0	1 2 1
13 Jabari Narcis	F 16:06	0-4	0-4	0-0	0 7 7	1	0	0	1	1	1	0 -4
22 TiAndre Jackson-Young	F 31:00	5-10	3-7	3-3	1 1 4	2	3	16	1	2	1	0 0 2
0 Brian Warren	G 33:33	9-22	1-10	0-0	0 5 5	4	3	19	3	2	2	0 2 2
4 David Azore	G 34:13	6-11	3-4	8-8	0 3 3	4	6	23	4	6	0	1 2 -8
20 Nicolas Elame	15:08	0-1	0-1	2-2	0 4 4	5	2	0	2	0	0	0 -1
2 Jordan Phillips	18:21	2-6	1-3	0-0	1 1 2	1	0	5	1	2	1	0 0 -5
40 Coleman Sparing	09:48	0-0	0-0	2-2	0 1 1	2	2	0	0	0	1	0 0 -10
1 Sam Griffin	05:52	1-2	0-1	0-0	0 1 1	0	1	2	0	0	0	0 -8
3 Ayoub Nuzi	07:28	1-1	0-0	0-0	1 0 1	2	0	2	0	3	0	0 -1
Team					4 0 4							
Totals	26:55	8-33	17-17	12 29	41	25	17	77	11	20	6	3 7 -6

Shooting By Period			
1st	FG%	10-30	33.3%
	3PT%	4-18	22.2%
	FT%	11-11	100%
2nd	FG%	16-35	45.7%
	3PT%	4-15	26.7%
	FT%	6-6	100%
3rd	FG%	26-65	40.0%
	3PT%	8-33	24.2%
	FT%	17-17	100.0%
Dead Ball Rebounds: 0, 1			

Coming into the game as one of the best ball-protecting teams in the nation, UTA committed a season-high 20 turnovers, and despite a career-high 23 points from David Azore the Mavericks dropped their conference opener at Georgia State Thursday night, 83-77.

UTA entered the contest ranked 11th in the country by only committing an average of 10.8 turnovers, but gave the ball away four times more than its previous high this year. That led directly to 17 Georgia State points as the hosts won the rematch of each of the last two Sun Belt Tournament Final games.

A redshirt sophomore, Azore came into the night as UTA's leading scorer on the year at 12.6 per game, but shockingly hadn't led the Mavs in scoring in any game. That streak was emphatically broken on Thursday as the Houston native eclipsed the 20-point plateau for the first time in his career on 6-11 shooting and a perfect 8-8 from the free-throw line.

A short and quick 5-0 Panthers' run in a 30-second span at the mid-point of the 2nd half turned a 47-47 game into a 52-47 GSU lead with a little over 10 minutes remaining. UTA got the deficit down to just two, 54-52, a few minutes later, but that would be as close as the Mavericks would get as they dropped their fifth in a row to the Panthers, who have won the SBC Tournament three of the last four years.

Georgia St. - 83													Technical Fouls:Warren 2 nd 13 th				
Record: 7-3 (1-0)																	
NO. Name	Min	FG M/A	3P M/A	FT M/A	Rebounds OR DR TOT	Fouls PF	TP	AS	TO	ST	Blocks BS BA	+/-					
25 Jalen Thomas	C 23:38	4-7	0-0	3-5	2 3 5	2	3	11	0	0	1	3	1	4			
1 Damon Wilson	G 32:28	7-14	2-5	6-8	0 6 6	2	6	22	2	4	2	0	0	-4			
2 Justin Roberts	G 33:34	5-18	0-5	5-5	1 5 6	3	10	5	6	3	5	0	1	4			
11 Corey Allen	G 10:46	1-4	0-2	0-0	1 0 1	0	2	2	0	0	0	0	0	-6			
12 Kane Williams	G 32:45	4-12	1-2	8-12	3 6 9	3	6	17	5	3	1	1	1	2			
20 Josh Linder	18:35	2-5	0-0	0	0 2 2	4	1	4	0	0	1	0	0	13			
23 Joe Jones III	07:35	1-1	0-0	1-2	1 1 2	2	3	0	3	0	0	0	0	2			
10 Nelson Phillips	25:39	3-3	1-2	0-1	0 1 1	1	2	9	0	3	0	0	0	0			
16 Chris Phillips	04:50	0-0	0-0	0-0	0 0 0	1	1	0	0	0	0	0	0	3			
0 Kavarito Ivory	09:10	0-1	0-0	0	0 2 3	1	1	0	0	0	0	0	0	7			
Total					4 0 4	0	0	0	0	0							
Team	27:66	5-18	2-8	15	27	42	18	24	83	13	13	11	7	3	6		



SEASON BOX SCORES & RELAPS

@GEORGIA SOUTHERN

LOSS, 77-74

UTA - 74												
Record: 4-9 (0-2)												
NO.	Name	Min	FG	3P	FT	Rebounds	Fouls	TP	AS	TO	ST	Blocks
			M/A	M/A	M/A	OR DR TOT	PF					B/B
10	Radshad Davis	F	22:28	0-4	0-1	1-2	3 3 6	2	1	1	1	0
13	Jabari Narcis	F	29:34	1-8	0-5	2-4	2 6 8	2	3	4	0	1
22	TiAndre Jackson-Young	F	17:45	0-3	0-3	0-0	3 2 5	1	0	0	1	0
0	Brian Warren	G	33:40	12-21	4-7	0-1	1 2 3	4	1	28	2	4
4	David Azore	G	32:36	11-14	2-2	9-10	0 12 12	1	7	33	4	3
1	Sam Griffin	G	14:44	1-3	1-2	3-4	0 1 1	1	3	6	0	2
2	Jordan Phillips	F	18:56	1-5	0-0	0-0	0 1 1	2	0	2	0	1
20	Nicolas Elaine	F	08:23	0-0	0-0	0-0	0 0 0	0	0	2	1	0
3	Ayoub Nuhli	F	16:47	0-0	0-0	0-0	0 0 0	0	0	1	1	0
43	Coleman Spurling	F	05:07	0-0	0-0	0-0	0 0 0	0	0	0	0	0
Team						2 4 6				0		
Totals			26-58	7-20	15-21	11 34 45	14 15	74	10	18	7	5

Shooting By Period												
1st FG%	2nd FG%	3rd FG%	GM FG%	3PT%	FT%	Dead Ball Rebounds	1st FG%	2nd FG%	3rd FG%	GM FG%	3PT%	FT%
16.31	10.59	20.00	25.00	5.6	4.10	26.0%	16.31	10.59	20.00	25.00	5.6	4.10
5.6	10.59	20.00	25.00	10.27	37.0%	3.10	5.6	10.59	20.00	37.0%	3.10	37.0%
10.15	66.7%	25.58	44.8%	7.20	35.0%	15.21	10.15	66.7%	25.58	44.8%	7.20	35.0%
15.21	71.4%						15.21	71.4%				

David Azore poured in a career-high 33 points and Brian Warren scored a season-high 28, but UTA let a double-figure halftime lead slip away in a 77-74 loss at Georgia Southern.

Azore registered his second double-double of the year and fourth of his career with a game- and season-high 12 rebounds while also issuing a game-best four assists. Despite that – and Warren's second 27+ point performance in the last three games – the Mavs let a 41-30 halftime advantage dissipate despite leading for 30 minutes.

Trailing 72-69 with 50 seconds remaining, Warren stole an errant inbounds pass from Ike Smith and fed a pass to the wing in front of the UTA bench where Azore drilled a 3-pointer to tie the contest at 72-72.

On the ensuing Georgia Southern possession, the Mavericks forced a contested baseline miss, but couldn't corral the rebound – allowing Isaiah Crawley to convert a put-back layup which ultimately proved to be the difference.

@ARKANSAS ST.

WIN, 73-52

UT Arlington - 73												
Record: 5-9 (1-3)												
NO.	Name	Min	FG	3P	FT	Rebounds	Fouls	TP	AS	TO	ST	Blocks
			M/A	M/A	M/A	OR DR TOT	PF					B/B
2	Jordan Phillips	F	22:57	2-6	0-1	2-2	0 4 4	2	3	6	3	2
3	Ayoub Nuhli	F	22:23	1-2	0-1	0-0	1 2 3	2	0	2	1	0
13	Jabari Narcis	F	26:57	5-9	1-3	0-0	2 8 10	3	3	11	2	0
0	Brian Warren	G	32:22	3-11	0-5	1-2	3 3 6	3	2	9	1	1
4	David Azore	G	22:17	5-9	2-3	1-2	0 5 5	4	1	13	3	2
14	Davis Steelman	F	25:08	6-7	2-2	0-0	1 2 3	2	0	14	1	1
1	Sam Griffin	F	14:08	2-4	0-1	0-1	0 2 2	1	1	4	3	2
10	Radshad Davis	F	19:06	4-7	1-2	0-0	7 3 10	8	4	2	0	0
22	TiAndre Jackson-Young	F	13:33	3-4	1-1	0-0	1 2 3	1	1	7	0	0
33	McKade Marquis	F	01:07	0-0	0-0	0-0	0 0 0	0	0	0	0	0
Team						0 0 0				0		
Totals			31-59	7-19	4-7	8 34 42	21 13	73	27	13	3	1

Shooting By Period												
1st FG%	2nd FG%	3rd FG%	GM FG%	3PT%	FT%	Dead Ball Rebounds	1st FG%	2nd FG%	3rd FG%	GM FG%	3PT%	FT%
17.28	16.31	60.7%	25.0%	2.7	28.6%	14.31	17.28	16.31	60.7%	25.0%	2.7	28.6%
2.7	16.31	60.7%	25.0%	14.31	45.2%	5.12	2.7	16.31	60.7%	45.2%	5.12	45.2%
5.12	41.7%	31.59	52.5%	7.19	36.8%		5.12	41.7%	31.59	52.5%	7.19	36.8%

Entering the game, Davis Steelman hadn't scored a point all season, but the seldom-used junior came off the bench to spearhead an impressive Maverick performance with a game-best 14 points as UTA cruised to a victory.

Steelman had appeared in only five games and logged 16 total minutes in 2019, but quickly became the storyline in UTA's first game of 2020. He delivered seven points in the 1st half and added seven more in the 2nd while going 6-7 from the field, 2-2 from 3-point range, grabbing three rebounds and recording a steal in 25 minutes.

UTA received additional offensive support from Jabari Narcis with his third double-double of the year thanks to 11 points and a game-best 10 rebounds. David Azore reached double-figure points for the 13th-straight time with a 13-point performance to complement an extremely-balanced Maverick attack. All nine UTA rotation players scored, and seven of those had six or more. The Mavs shot a season-best 53 percent (31-59) from the field while limiting Arkansas State to its 2nd-worst performance of the season at 29 percent (16-56).

@LITTLE ROCK

LOSS, 92-89

UT Arlington - 89												
Record: 5-10 (1-3)												
NO.	Name	Min	FG	3P	FT	Rebounds	Fouls	TP	AS	TO	ST	Blocks
			M/A	M/A	M/A	OR DR TOT	PF					B/B
20	Kamari Johnson	F	38:42	8-12	0-0	14-16	5 8 13	4	12	30	4	1
4	Ruot Moryong	F	33:36	5-6	0-0	1-2	3 8 11	4	1	11	2	1
0	Ben Coupet Jr	G	37:37	5-11	0-2	5-6	3 3 6	4	15	1	7	1
0	Markus Nowell	G	40:00	10-19	7-13	2-2	0 1 1	2	3	29	1	3
3	Jovan Sulic	G	16:33	0-3	0-3	0-0	0 0 0	0	0	1	0	0
11	Jaizec Lottie	F	31:39	2-3	0-0	3-7	0 1 1	3	5	7	5	3
3	Isaiah Palermo	F	02:23	0-0	0-0	0-0	0 0 0	0	0	1	0	0
Team						0 3 3				0		
Totals			33-66	10-26	13-16	9 18 27	25 17	89	13	4	2	4

Shooting By Period												
1st FG%	2nd FG%	3rd FG%	GM FG%	3PT%	FT%	Dead Ball Rebounds	1st FG%	2nd FG%	3rd FG%	GM FG%	3PT%	FT%
16.38	16.38	57.1%	25.0%	4.8	50.0%	10.12	16.38	16.38	57.1%	25.0%	4.8	50.0%
4.8	16.38	57.1%	25.0%	10.12	83.3%	14.26	4.8	16.38	57.1%	83.3%	14.26	83.3%
10.12	83.3%	39.66	50.0%	15.21	71.4%	30.54	10.12	83.3%	39.66	50.0%	15.21	71.4%

Brian Warren's potential game-tying 3-pointer in the final seconds rimmed in and out, and UTA dropped a 92-89 contest at Little Rock. UT Arlington put together its best all-around offensive game of the year as the Mavericks shot 50 percent (33-66) from the floor en route to a season-high point total, but UTA allowed a season-worst 92 points courtesy of the Trojans shooting 56 percent from the field (30-54) – the highest rate any opponent has connected from against the Mavs this year.

Trailing by eight points with three minutes remaining and by five with under a minute left, UTA mounted a resilient comeback. Radshad Davis converted a layup to make it a 91-89 contest with eight seconds left, and UTA fouled exactly who it wanted on the ensuing inbounds pass.

Little Rock's Jaizec Lottie made the first free throw but missed the second. Without a timeout, UTA pushed the ball into the frontcourt, and Warren got a good look at the top of the arc, but his final 3-point attempt hit the back of the rim, then the front of the rim, then off the backboard before eventually falling off the left side of the rim.

SEASON BOX SCORES & RECAPS

SOUTH ALABAMA

LOSS, 66-54

South Alabama - 66													
Record: 9-7 (2-3)													
NO.	Name	Min	FG	3P	FT	Rebounds	Fouls	TP	AS	TO	ST	Blocks	
			M.A.	M.A.	M.A.	OR	DR	PF				BS	
33	Josh Ajayi	F 38:21	6-10	0-1	2-3	0	13	13	2	4	14	1	
42	Thrae Mitchell	F 28:06	4-5	1-2	0-0	0	5	5	3	2	9	1	
1	Herb McGee	G 31:12	1-5	0-4	0-0	0	1	1	5	0	2	6	
21	Chad Lott	G 37:54	3-13	0-0	4-5	1	4	5	3	4	20	0	
50	John Pettway	G 25:35	4-7	0-1	2-5	1	2	3	2	4	10	1	
22	Andre Fox	32:09	2-6	1-4	4-4	0	6	6	1	2	9	3	
4	Tyrique Locure	03:37	0-2	0-2	0-0	0	0	0	0	1	0	1	
6	KK Curry	03:06	1-1	0-0	0-0	1	2	0	0	0	0	0	
Team			1 2 3										
Totals			26-49	2-14	12-17	4	34	38	16	17	66	14	6
Technical Fouls: NONE													

Shooting By Period			
1st FG%	14-27	51.9%	
3PT%	1-8	12.5%	
FT%	4-4	100%	
2nd FG%	12-22	54.5%	
3PT%	1-6	16.7%	
FT%	8-13	61.5%	
GM FG%	26-49	53.1%	
3PT%	2-14	14.3%	
FT%	12-17	70.6%	
Dead Ball Rebounds: 2.0			

Two days after scoring a season-high point total, UTA suffered one of its worst-shooting performances of the year as the Mavericks dropped a 66-54 contest to South Alabama.

In a matchup of the Sun Belt's preseason top-2 favorites each playing their third game in five days in three different cities, it was the visitors looking unfazed as the Jaguars connected at a 53-percent rate (26-49) from the floor while the Mavericks were held to just 34 percent (20-59), including a season-worst 18 percent (6-33) from 3-point range against USA's zone defense.

UTA never led as USA pulled away early, and the Mavs were unable to get any closer than four in the 2nd half. TiAndre Jackson-Young tried to give UTA a boost off the bench with a team-high 16 points – 14 of which came in the 2nd half – to tie for his most against a Division-I opponent this season.

David Azore continued his incredibly consistent redshirt sophomore campaign with 14 points – the 15th-straight contest he's reached double-figure points.

APP STATE

WIN, 66-56

Appalachian St. - 56													
Record: 5-8 (2-3)													
NO.	Name	Min	FG	3P	FT	Rebounds	Fouls	TP	AS	TO	ST	Blocks	
			M.A.	M.A.	M.A.	OR	DR	PF				BS	
2	Kendall Lewis	F 31:16	8-13	0-0	1-3	4	6	10	4	2	17	3	
50	Hunter Seacrest	F 33:51	1-2	0-0	0-0	2	4	6	2	4	2	1	
1	Justin Forrest	G 38:43	5-13	2-8	3-6	0	2	2	5	7	15	5	
11	Donovan Gregory	G 29:25	2-6	0-1	0-0	3	7	10	1	1	4	1	
20	Adrian Delph	G 27:48	4-10	0-4	0-0	0	0	0	0	3	0	0	
21	James Lewis Jr.	16:44	2-3	0-0	6-8	0	3	3	1	4	10	0	
10	Michael Bibby	21:50	0-3	0-3	0-0	1	1	1	0	0	0	0	
5	J.C. Tharrington	00:37	0-0	0-0	0-0	0	0	0	0	0	0	0	
Team													
Totals			22-50	2-16	10-17	10	24	34	17	18	58	13	4
Technical Fouls: NONE													

Shooting By Period			
1st FG%	11-25	44.0%	
3PT%	1-8	12.5%	
FT%	5-7	71.4%	
2nd FG%	11-25	44.0%	
3PT%	1-8	12.5%	
FT%	8-12	66.7%	
GM FG%	22-50	44.0%	
3PT%	2-16	12.5%	
FT%	10-17	58.8%	
Dead Ball Rebounds: 3.0			

David Azore poured in a game-high 25 points to lead UTA to a much-needed 66-56 win over Appalachian State.

Azore continued his breakout redshirt sophomore campaign by establishing a career high in 3-pointers made with four – all of which came in the first 10 minutes of the game. The Houston native was again efficient from the floor by going 9-14, and added five rebounds and a team-best four assists en route to finishing with a team-high-tying +11 plus-minus.

After never leading in their game Monday, the Mavericks led for all but two minutes Thursday. UTA held a comfortable advantage most of the night until it got whittled down to just three, 55-52, with under four minutes remaining.

Then – like they have most of the year – the Mavs turned to their leading scorer down the stretch, and Azore delivered as he scored four of five points in a quick 5-0 response by UTA to go back in front by eight, 60-52, with just over two minutes showing.

COASTAL CAROLINA

LOSS, 82-77

Coastal Carolina - 82													
Record: 11-7 (4-3)													
NO.	Name	Min	FG	3P	FT	Rebounds	Fouls	TP	AS	TO	ST	Blocks	
			M.A.	M.A.	M.A.	OR	DR	PF				BS	
15	Isaac Hippolyte	F 30:54	5-11	1-5	3-3	2	8	10	3	2	14	1	
33	Tommy Burton	F 24:28	6-11	0-0	6-9	4	4	8	4	6	18	1	
2	Garrick Brown	G 27:38	0-7	0-4	2-2	3	4	7	1	2	2	2	
3	DeLante Jones	G 31:40	5-10	2-2	6-8	0	8	6	3	6	18	8	
4	Kaishawn Brewton	G 29:45	3-11	2-7	3-3	1	3	4	1	2	11	0	
5	Josh Peterson	09:57	1-3	1-1	0-0	0	1	1	1	0	3	2	
12	Hoana Kilege	09:52	0-0	0-0	1-2	2	1	3	4	1	1	1	
10	Tyrell Gumbs-Fraser	20:34	4-8	2-7	2-2	0	1	1	2	12	2	2	
11	Tim Caesar	15:12	1-4	0-0	1-1	2	2	4	1	1	3	0	
Team													
Totals			25-66			8-26		24-30		17		33	
Technical Fouls: NONE													

Shooting By Period			
1st FG%	12-34	35.3%	
3PT%	4-15	26.7%	
FT%	9-10	90%	
2nd FG%	13-32	40.6%	
3PT%	4-11	36.4%	
FT%	15-20	75%	
GM FG%	25-66	37.9%	
3PT%	6-26	23.1%	
FT%	24-30	80.0%	
Dead Ball Rebounds: 1.0			

David Azore delivered a game-high 26 points, but UTA dropped another close contest, this time to visiting Coastal Carolina, 82-77.

Trailing by eight points with 90 seconds remaining, UTA mounted a late surge to trim its deficit to just two inside of 30 ticks, but couldn't get any closer as the Mavericks let an eight-point 2nd-half lead slip away en route to a fifth loss this season by five points or less and incredibly their fourth Sun Belt setback already by six points or less.

Rebounding, as expected, was crucial in determining a winner. Entering the game, Coastal Carolina had pulled down the 4th-most rebounds of any team in the nation and was leading the Sun Belt Conference in league games with a +9.8 rebound margin. CCU finished with a 50-38 advantage on the glass – a total which included 17 on the offensive end, the most UTA has allowed in a game this year. The 50 rebounds are also the most the Mavs have allowed this year, while the -12 disparity is their worst in Sun Belt action. All told, Coastal capped the day with a +6 edge in second-chance points (16-10) – a vital statistic in a five-point final margin.

UT Arlington - 77												
Record: 6-12 (2-3)												
NO.	Name	Min	FG	3P	FT	Rebounds	Fouls	TP	AS	TO	ST	Blocks
			M/A	M/A	M/A	OR	DR	PF				BS
2	Jordan Phillips	F 34:50	5-14	1-5	2-3	2	5	7	3	2	13	4
3	Agou Nuh	F 16:01	2-3	0-0	0-0	1	1	2	3	1	4	0
13	Jabari Nancie	F 15:45	1-5	0-4	0-0	0	3	1	2	2	0	1
0	Brian Warren	G 22:28	4-8	1-2	2-2	0	2	2	4	11	3	4
4	David Azore	G 35:29	10-24	1-8	5-6	2	2	4	1	6	26	6
1	Sam Griffin	16:27	3-5	2-2	0-0	0	1	1	2	2	8	2
10	Radshad Davis	25:47	2-5	1-2	4-4	0	0	9	9	2	3	9
14	David Steelman	17:20	0-1	0-1	2-2	2	2	1	1	2	0	2
22	TiAndre Jackson-Young	07:33	0-1	0-1	0-0	0	0	0	0	0	1	0
43	Coleman Sparring	08:20	1-2	0-1	0-0	1	0	1	1	2	0	1
20	Nicolas Elame	00:00										
Team			2-6		0	2		0	0	0	0	0
Totals			28-68			6-26	15-17	9	29	38	18	0
						2	3	38	20	20	8	4
Technical Fouls: NONE												

Shooting By Period			
1st FG%	12-34	35.3%	
3PT%	4-12	33.3%	
FT%	9-11	81.8%	
2nd FG%	16-34	47.1%	
3PT%	2-14	14.3%	
FT%	6-6	100%	
GM FG%	28-68	41.2%	
3PT%	6-26	23.1%	
FT%	15-17	88.2%	
Dead Ball Rebounds: 0.0			

Technical Fouls: NONE												
	CCU						UTA					
Biggest lead	11 (1 st :8:46)						8 (2 nd :15:16)					
Best Scoring Run	9 (1 st :11:55)						12 (1 st :1:04)					
Lead Changes	6						2					
Times Tied	3						0					
Time with Lead	26:40						11:06					
	Points from Turnovers						Points from Second Chance					
	14						26					
	16						10					
	19						21					
	19						21					
	37						45					
	40						77					

SEASON BOX SCORES & RECAPS

@ LOUISIANA

W/N, 81-65

UT Arlington - 81													Record: 7-12 (5-5)												
NO.	Name	Min	FG	3P	FT	Rebounds	Fouls	TP	AS	TO	ST	Blocks	+/-	Shooting By Period											
			M/A	M/A	M/A	OR DR TOT	PF					BS	BA	1st	2nd	3rd	4th								
2	Jordan Phillips	F 23:45	3-11	1-2	3-3	2 3 5	2 2	10	2	0	1	0	1	23	1st FG% 20-36 55.6%										
13	Jabari Nancos	F 23:30	3-4	0-1	4-4	2 9 11	4 3	10	1	1	0	0	0	15	3PT% 4-15 26.7%										
1	Sam Griffin	G 27:12	4-10	1-3	3-4	0 4 4	2 5	12	3	1	3	1	0	15	FT% 6-7 85.7%										
14	David Azore	G 25:39	4-10	1-3	3-4	0 4 4	2 5	12	3	1	3	1	0	15	2nd FG% 11-30 36.7%										
1	Davis Steelman	G 18:57	2-5	1-1	0-0	0 2 2	1 0	5	1	0	0	0	1	3	3PT% 5-10 50.0%										
43	Coleman Spurling	13:43	2-2	0-0	0-0	2 0 2	1 0	4	2	1	0	0	0	-1	FT% 4-4 100%										
00	Brian Warren	18:19	1-5	0-2	0-0	0 0 0	0 1	5	2	1	0	0	0	-1	GM FG% 31-66 47.0%										
10	Radshad Davis	16:53	3-4	0-0	0-0	1 4 5	2 1	6	3	1	1	0	0	10	3PT% 9-25 36.0%										
22	TiAndre Jackson-Young	20:23	7-12	4-7	0-0	1 4 5	2 1	18	1	2	1	1	0	-3	FT% 10-11 90.9%										
20	Nicolas Elame	04:04	0-0	0-0	0-0	0 0 0	0 0	0	0	0	0	0	0	-3	Dead Ball Rebounds: 1										
33	McKade Marquis	05:41	0-1	0-1	0-0	0 0 0	0 0	0	0	0	0	0	0	-1											
3	Ayoub Nohi	02:44	0-0	0-0	0-0	0 0 0	0 0	0	0	0	0	0	0	-2											
Team						1 1 2	0 0	0	1	1	1	0	0	-2											
Totals			31-66	9-25	10-11	9 28 37	17 13	81	19	9	7	2	2	16	Technical Fouls: 2										

TiAndre Jackson-Young scored 18 off the bench to lead a quintet of double-figure scorers for UTA as the Mavericks never trailed and cruised to an 81-65 win over Louisiana.

Jabari Narcis recorded his fourth double-double of the year with 10 points and a game-high-tying 11 rebounds for UTA, which also received double-figure scoring performances from Sam Griffin (14), David Azore (12) and Jordan Phillips (10) as the Mavs used a 50-point 1st half and 47-percent shooting (31-66) for the game to pick up a crucial road conference win.

UTA led for all but 37 seconds as the Mavs built a double-figure lead not even 10 minutes into the contest and held at least a five-point advantage the rest of the night as they moved just one game out of a top-4 spot in the league with still 12 conference games remaining.

@ ULM

W/N, 78-58

Arkansas - 78													Record: 8-12 (4-5)												
NO.	Name	Min	FG	3P	FT	Rebounds	Fouls	TP	AS	TO	ST	Blocks	+	Shooting By Period											
			M/A	M/A	M/A	OR	DR	TOT	PF			BS	BA	1st	2nd	3rd	4th								
2	Jordan Phillips	F 27:21	3-10	0-3	4-5	2	2	4	1	3	10	1	1	1	0	1	18	3PT% 2-11 18.2%							
13	Jabari Narcis	F 11:45	1-2	1-2	0-0	3	2	5	4	0	3	1	0	0	0	0	-8	FT% 1-6 16.7%							
1	Sam Griffin	G 21:07	2-6	1-5	4-4	0	2	2	1	1	9	3	3	0	0	0	16	2nd FG% 11-26 42.3%							
4	David Azore	G 31:32	4-11	0-2	5-6	0	5	5	3	4	13	2	1	0	0	1	1	3PT% 3-11 27.3%							
14	Davis Steelman	G 14:39	0-1	0-1	0-0	1	3	4	0	1	0	1	2	0	0	0	5	FT% 9-11 81.8%							
00	Brian Warren	27:18	6-10	1-2	6-7	0	5	5	1	4	19	2	2	0	1	0	21	GM FG% 23-56 41.1%							
10	Radshad Davis	27:19	6-10	2-4	5-6	8	6	14	3	3	19	2	1	1	0	0	13	3PT% 5-22 22.7%							
20	Nicolas Elame	09:55	0-0	0-0	0-0	0	0	0	3	3	1	0	1	0	0	0	5	FT% 27-32 84.4%							
43	Coleman Spurling	13:00	0-2	0-0	3-4	3	1	4	5	3	3	1	1	0	0	0	8	Dead Ball Rebounds: 4							
22	TiAndre Jackson-Young	14:50	1-4	0-3	0-0	0	1	1	1	3	0	2	0	0	0	0	6								
33	McKade Marquis	01:14	0-0	0-0	0-0	0	0	0	0	0	0	0	0	0	0	0	-3								
Team						1			0	1	0	0	0	0	0	0	1								
Totals			23-56	5-22	27-32	18	30	48	22	21	78	11	12	2	2	2	2	20	Technical Fouls: NONE						

La-Monroe - 58													Record: 6-12 (2-7)												
NO.	Name	Min	FG	3P	FT	Rebounds	Fouls	TP	AS	TO	ST	Blocks	+	Shooting By Period											
			M/A	M/A	M/A	OR	DR	TOT	PF			BS	BA	1st	2nd	3rd	4th								
5	Tyree White	F 28:34	6-10	1-1	5-5	5	3	8	4	4	18	1	0	0	0	0	19	1st FG% 10-29 34.5%							
5	Chris Efretui	K 18:00	23-30	3-4	4-4	0	2	1	3	3	6	4	1	0	0	1	8	3PT% 7-17 41.2%							
2	Michael Ertel	G 36:48	2-10	0-4	2-2	1	3	4	3	2	6	2	1	0	0	1	19	2nd FG% 11-26 42.3%							
3	JD Williams	G 36:16	5-12	1-3	3-6	1	4	5	2	5	14	2	2	1	0	1	12	FT% 10-14 71.4%							
12	Jalen Dodge	G 26:11	3-12	0-5	4-5	4	4	8	0	4	5	0	0	0	0	0	9	GM FG% 21-59 36.2%							
14	Eljah Njeh	G 09:27	0-1	0-0	0-0	0	1	1	2	3	0	0	2	2	1	1	9	3PT% 3-16 18.8%							
15	Josh Nicholas	17:16	2-5	1-3	1-2	0	0	0	0	0	2	6	0	1	0	0	12	FT% 13-21 61.9%							
22	Langston Powell	16:21	1-1	0-0	0-0	0	0	0	0	0	2	0	1	0	0	0	-5	Dead Ball Rebounds: 3							
22	Andre Bernard	11:57	0-1	0-0	2-6	0	0	0	0	0	3	1	0	0	0	0	-9								
Team						0			0	0	0	0	0	0	0	0	0								
Totals			21-56	3-16	13-21	6	16	22	58	12	33	12	2	2	2	2	2	20	Technical Fouls: Coach 13-14-16-17 29-55-57						

Radshad Davis posted one of his best overall performances, and he capped it off by reaching 1,000 career points en route to leading UTA to a dominant win at ULM, with the 20-point margin being UTA's largest ever in Monroe in now 38 all-time meetings in the Bayou State.

Entering the game, UTA – which has just one player taller than 6-foot-7 – ranked 2nd in the Sun Belt in league games in rebounding while ULM was last. That statistical advantage played out on the court exactly as it appeared on paper as the Mavs destroyed the Warhawks on the glass to the tune of a +26 advantage (48-22) – tied for the 8th-largest rebound margin in program history and the 4th-largest ever against a Division-I opponent.

UTA led for more than 34 minutes and held a double-figure advantage the final 23 minutes as the Mavericks swept ULM and Louisiana in the same road trip for the first time since joining the Sun Belt in 2013-14.

@ TEXAS STATE

W/N, 64-62

UT Arlington - 64													Record: 9-12 (5-5)													
NO.	Name	Min	FG	3P	FT	Rebounds	Fouls	TP	AS	TO	ST	Blocks	+	Shooting By Period												
		M/A	M/A	M/A	M/A	OR	DR	TOT	PF	FF		BS	BA	1st	2nd	3rd	4th	FT%	GM	FG	3P	FT				
2	Jordan Phillips	F 26:53	0-5	0-0	0-0	2	2	4	1	3	0	1	3	0	0	2	-5	1st FG% 13-26 50.0%								
13	Jabari Narcis	F 24:42	3-5	3-4	0-0	1	4	5	0	0	9	1	1	0	0	4	3PT% 3-6 50.0%									
1	Sam Griffin	G 24:19	3-9	1-3	2-2	0	0	0	0	1	9	2	0	1	0	0	2	2nd FG% 11-29 37.9%								
4	David Azore	G 26:22	8-14	1-2	2-2	2	4	6	2	4	16	3	2	3	0	0	-4	3PT% 3-11 27.3%								
14	Davis Steelman	G 25:14	0-0	0-0	0-0	0	0	0	1	1	0	0	0	0	0	0	-10	FT% 4-5 80%								
00	Brian Warren	27:02	2-7	0-2	4-4	0	4	4	4	3	8	3	6	1	0	0	2	GM FG% 24-55 43.6%								
10	Radshad Davis	25:10	5-7	0-2	0-0	4	4	8	3	2	10	1	2	0	0	0	2	3PT% 1-11 9.1%								
20	Nicolas Elame	05:06	1-1	0-0	0-1	0	0	0	3	1	2	0	2	1	0	0	3	FT% 10-11 90.9%								
43	Coleman Spurling	13:57	2-4	1-1	0-0	1	1	2	1	0	5	0	0	0	0	1	2	Dead Ball Rebounds: 1								
22	TiAndre Jackson-Young	21:14	0-3	0-3	2-2	0	2	2	1	2	0	0	1	2	0	14										
3	Ayoub Nohi	00:01	0-0	0-0	0-0	0	0	0	0	0	0	0	0	0	0	0										
Team						0	4	4	0	0	0	2	0	0	0	-11										
Totals			24-55	6-17	10-11	10	25	35	16	17	64	11	18	7	2	2										
													Technical Fouls: 2 1 st 3 rd 2													

For the second-straight year UTA silenced one of the largest crowds ever inside Strahan Arena as the Mavericks claimed their third-straight win with a thrilling 64-62 victory over Texas State.

Holding that 64-62 lead with seven seconds remaining, UTA needed one last defensive stop to seal the contest, and the Mavs got that when Radshad Davis contested a 3-point attempt from Nijal Pearson. Off an inbounds play under its own hoop, Texas State's all-time leading scorer rose up from well beyond the arc with Davis's right hand in his face. But his final shot rang off the back rim and then the backboard simultaneous to the buzzer and light going off, signaling UTA's fifth-straight win over its rivals.

David Azore reached double-figure points for the 20th-straight game by delivering a team-high 19 points to lead UTA. The Mavs received just one other double-figure scoring performance – from Davis with 10 points to go along with a team-best eight rebounds – as the Mavs put together another balanced performance.

SEASON BOX SCORES & RECAPS

LOUISIANA

LOSS, 66-65

Louisiana - 66														
Record: 9-13 (4-7)														
NO. Name	Min	FG	3P	FT	Rebounds	Fouls	TP	AS	TO	ST	Blocks	+	-	
1 Jalen Johnson	40:00	6-16	1-5	2-4	2 11 13	0 2	15	1	2	0	0	2	1	
11 Trus Smith	29:24	2-4	0-0	2-3	3 3 6	3	2	1	2	0	2	1	-11	
34 Dou Gueye	21:55	2-8	1-3	2-2	0 3 3	1	7	1	0	0	0	0	3	
0 Cedric Russell	G 30:09	5-8	3-4	0-0	1 4 5	3	13	4	1	1	0	0	-4	
13 Mylik Wilson	G 30:08	3-10	0-4	0-0	0 4 4	2	1	6	0	1	2	1	0	-3
15 P.J. Hardy	34:32	5-15	3-10	0-0	2 1 3	0	0	13	5	1	0	0	0	1
25 Chris Sparling	12:46	3-3	0-0	0-2	5 1 6	8	3	6	1	0	0	0	15	
22 Calvin Temple	01:56	0-0	0-0	0-0	0 1 1	0	0	0	0	0	0	0	3	
Team		3	3	6				0	1					
Totals		26-64	8-26	6-11	16 31 47	9 11	66	14	9	3	3	3	1	

Louisiana executed a full-court inbound and knocked down a contested, off-balance 3-pointer as the buzzer expired which landed at the #1 spot on SportsCenter's Top 10 Plays on Jan. 30.

Coleman Sparling put UTA in front, 65-63, with 2.7 seconds remaining after grabbing an offensive rebound and flipping a shot off the backboard which counted following a goaltending call against the Ragin' Cajuns.

After taking its final timeout, Louisiana inbounded from under its own basket. With 6-foot-9 Jabari Narcis guarding 6-foot-1 inbounder P.J. Hardy, Hardy threw a long, arcing pass to the opposite 3-point line. Several feet behind the wing closest to the Cajuns' bench, 6-foot-9 Dou Gueye caught the pass, turned quickly and with 6-foot-9 Sparling's hand in his face, threw up a 3-point attempt which hit nothing but net to give Louisiana the walk-off win.

The 3-pointer was just Gueye's 16th of the season in now 58 attempts, and sent a gut-punch to the Mavericks, who had closed on a 7-0 run to take that two-point lead with 2.7 seconds to play.

ULM

WIN, 68-54

ULM - 54														
Record: 6-15 (2-10)														
NO. Name	Min	FG	3P	FT	Rebounds	Fouls	TP	AS	TO	ST	Blocks	+	-	
5 Tyrus White	F 30:15	4-13	0-2	3-5	4 3 7	2 3	1	2	3	1	0	1	-16	
0 Chris Ertel	C 20:26	4-5	0-0	0-0	1 2 3	2	0	8	0	0	0	0	-10	
2 Michael Ertel	G 37:17	5-11	0-4	0-0	0 4 4	0	2	10	3	1	0	0	-14	
10 Langston Powell	G 31:52	2-6	0-2	1-1	1 1 2	3	2	5	2	0	2	2	-4	
13 Jalen Hodge	G 09:11	2-2	0-0	0-0	0 2 2	0	0	6	2	0	0	0	-4	
1 Erie Olomide	16:01	2-6	0-2	0-0	0 1 1	2	0	4	2	2	0	0	-6	
22 D'Andre Bernard	15:48	1-3	1-1	0-0	1 2 3	0	1	3	1	1	1	0	-6	
24 Daddu Traore	11:05	0-1	0-0	0-0	1 1 2	1	0	0	0	0	0	0	-8	
14 Elijah Rash	10:34	1-4	0-0	0-1	1 3 4	0	1	2	0	0	0	0	-2	
15 Josh Nicholas	17:31	2-6	1-1	0-2	2 2 7	2	2	5	1	1	0	0	-4	
Team		0	2	2				0	0					
Totals		23-57	4-14	4-6	11 26 37	12 11	54	14	10	2	2	3	-14	

Less than 48 hours removed from a heartbreaking loss, UTA bounced back impressively on the strength of its long-range shooting as the Mavericks cruised to an easy win over ULM.

UTA knocked down 13 3-pointers – its most this season versus a Division-I opponent – and behind a game-high 17 points from Sam Griffin and 15 points off the bench by Radshad Davis had no problem dispatching ULM for the second time in two weeks by double figures. Jabari Narcis registered his fifth double-double of the year with 13 points and 10 rebounds. Those five double-doubles are more than four Sun Belt teams have accounted for on the season. The 6-foot-9 forward knocked down three 3-pointers on the day to help lead the Maverick charge from beyond the arc.

Davis had a career day from the 3-point arc, tying for his most triples in a game with four – which are the junior college transfer's most in a UTA uniform. Griffin also equaled his career best with four triples – his most since the season opener against UT Dallas and personal high against a D-I foe. It's now the fourth time the true freshman has led UTA in scoring this season.

@ APP STATE

LOSS, 57-50

UT Arlington - 50														
Record: 10-14 (6-7)														
NO. Name	Min	FG	3P	FT	Rebounds	Fouls	TP	AS	TO	ST	Blocks	+	-	
2 Jordan Phillips	F 21:58	0-2	0-1	0-0	1 0 1	1	0	0	1	0	0	0	0	
13 Jabari Narcis	F 26:34	1-3	0-1	2-2	1 5 6	0	1	4	1	1	2	1	-6	
0 Brian Warren	G 23:34	6-13	1-4	1-3	0 0 0	4	4	14	1	2	0	0	-4	
1 Sam Griffin	G 10:26	1-4	0-2	0-0	0 0 0	0	0	2	1	0	0	1	-10	
4 David Azore	G 32:02	6-12	0-4	0-0	0 4 4	1	2	12	6	3	2	1	-8	
10 Radshad Davis	26:41	4-10	0-2	1-3	5 2 7	3	3	9	0	2	4	1	6	
20 Nicolas Elame	15:38	1-3	0-1	2-2	1 5 6	0	1	4	0	2	1	0	-11	
14 Davis Steelman	13:10	2-4	1-3	0-0	0 0 0	2	5	0	0	1	0	1	7	
43 Coleman Sparling	12:51	0-0	0-0	0-0	0 0 0	1	0	0	1	1	1	0	1	
22 TiAndre Jackson-Young	18:40	0-5	0-4	0-0	1 1 2	1	1	0	0	0	0	0	-10	
33 McKade Marquis	00:26	0-2	0-2	0-0	0 0 0	0	0	0	0	0	0	0	0	
Team		3	3	6				0	0					
Totals		21-58	2-10	6-12	12 29 41	12 15	57	13	15	11	2	3	-7	

Coming off a season-best 3-point shooting performance in its previous game, UTA shot a season worst from beyond the arc en route to a 57-50 setback at Appalachian State.

The Mavericks went just 2-24 from 3-point range – including missing their final 18 attempts of the contest – and finished at only 8.3 percent for the game. That percentage is tied for the 2nd-worst in any game since at least 2010 (2-25, 8 percent versus Georgia State on Jan. 3, 2019).

Rebounding was a key focus entering the game, but the Mavs were out-rebounded by a 41-32 margin and seemingly every 50-50 ball went to App State. After committing just nine total turnovers in its previous two games combined, UTA turned the ball over 12 times against the Mountaineers.

In the first meeting this year, UTA held the Sun Belt's leading scorer, Justin Forrest, to 15 points – his second-fewest in a league game this season. The Mavs' locked down again on Forrest inside Holmes Convocation Center, limiting him to only six points on 3-10 shooting, but it wasn't enough.

SEASON BOX SCORES & RECAPS

@ COASTAL CAROLINA

Loss, 89-75

UT Arlington - 75												
Record: 10-15 (6-8)												
NO.	Name	Min	FG	3P	FT	Rebounds	Fouls	TP	AS	TO	ST	Blocks
			M/A	M/A	M/A	OR DR TOT	PF	FO				BS BA
2	Jordan Phillips	F 29:25	3-7	1-1	5-6	1 5 6	2 4	12	2	6	0	0 0 -9
13	Jabari Narcis	F 16:27	4-6	3-5	1-1	1 5 6	2 1	12	1	1	0	0 0 -7
00	Brian Warren	G 20:28	2-6	0-2	5-6	0 1 1	4 4	9	1	1	0	0 0 -12
1	Sam Griffin	G 21:43	2-7	2-5	0-0	0 2 2	0 0	6	1	2	1	0 0 -11
4	David Azore	G 32:24	1-12	0-0	6-8	0 4 4	1 7	8	5	1	1	1 2 -18
43	Coleman Sparing	G 17:13	0-0	0-0	0-0	0 0 0	2 0	0	0	0	1	0 0 -14
10	Radshad Davis	19:15	6-8	1-3	3-3	1 1 2	4 3	16	0	1	0	1 0 -4
22	TiAndre Jackson-Young	21:45	2-4	1-3	0-0	1 4 5	2 1	5	0	1	0	0 0 -3
20	Nicolas Elame	15:51	3-3	0-0	1-1	0 4 4	0 1	7	2	1	1	0 0 -4
14	Davis Steelman	04:44	0-1	0-1	0-0	0 0 0	0 1	1	0	0	0	0 0 -0
33	McKade Marquis	00:45	0-0	0-0	0-0	0 0 0	0 0	0	0	0	0	0 0 -2
Team												
Totals			23-54	8-20	21-25	7 28 35	18 22	75	12	14	4	2 2 -14

UT Arlington led on just one occasion as Coastal Carolina posted an 89-75 win over the Mavericks.

Radshad Davis led UTA with 16 points off the bench – the 12th time this season the Mavs' leading scorer has been a non-starter – while Jordan Phillips reached double-figure points for the first time in five games with 12. That total was also matched by Jabari Narcis as the 6-foot-9 forward knocked down three or more 3-pointers for the seventh time this season.

UTA head coach Chris Ogden was ejected with 4:30 remaining in the 1st half following a pair of consecutive technicals, turning the reigns to associate head coach Greg Young.

At that juncture – after the technical free throws – the Mavs were down by 15, 36-21, and thanks to 50-percent shooting in the 2nd half (14-28) UTA was able to out-score the Chanticleers the rest of the game, but weren't able to get any closer than six as UTA dropped just its second conference game by more than seven points.

Coastal Carolina - 89												
Record: 13-12 (6-8)												
NO.	Name	Min	FG	3P	FT	Rebounds	Fouls	TP	AS	TO	ST	Blocks
			M/A	M/A	M/A	OR DR TOT	PF	FO				BS BA
11	Tim Ceaser	F 25:54	3-7	0-2	2-2	4 5 9	3 3	8	2	2	0	1 0 16
33	Tommy Burton	F 28:25	5-8	0-0	5-5	3 4 7	5 4	15	0	1	1	0 1 14
2	Garrick Green	G 21:52	6-13	2-7	1-1	0 2 2	2 2	15	0	1	1	0 0 18
3	DeVante Jones	G 36:00	5-11	1-5	9-10	1 8 9	3 4	20	6	0	2	1 1 7
5	Josh Peterson	G 18:57	1-2	0-1	1-2	0 0 0	2 2	3	4	1	2	0 0 18
10	Tyrell Gumbs-Frater	27:43	2-9	1-5	2-2	0 1 1	2 1	7	2	0	0	0 0 4
15	Isaac Hippolyte	12:32	2-6	1-2	0-0	1 2 3	2 0	5	0	0	1	0 0 0
14	Malik Luciana	15:28	1-4	0-1	0-0	0 2 2	1 0	2	0	0	1	0 0 -5
12	Hosana Kleraga	13:09	6-6	0-0	2-4	0 0 0	2 2	14	0	0	0	0 0 2
Team												
Totals			31-66	5-23	22-26	9 26 35	22 18	89	14	5	8	2 2 -14

Technical Fouls: Team 1 st 4:30 Team 1 st 4:30												
Shooting By Period												
1 st FG%			13-33 39.4%									
3PT%			3-16 18.8%									
FT%			12-13 92.3%									
2 nd FG%			18-33 54.5%									
3PT%			2-7 28.6%									
FT%			10-13 76.9%									
GM FG%			31-66 47.0%									
3PT%			5-23 21.7%									
FT%			22-26 84.6%									
Dead Ball Rebounds			2:4									

ARKANSAS STATE



SERIES HISTORY

UTA Trails:
20-40

Home: 13-15

Away: 7-24

Neutral: 0-1

2.4.64	Arlington	L	76-82 (OT)	1.17.79	Arlington	L	74-78
2.24.64	Jonesboro, Ark.	L	74-90	1.29.79	Jonesboro, Ark.	L	67-85
1.12.65	Jonesboro, Ark.	L	65-110	1.26.80	Jonesboro, Ark.	L	78-82
2.16.65	Arlington	L	99-100 (2OT)	2.9.80	Arlington	W	72-64
1.31.66	Jonesboro, Ark.	L	81-89	1.26.81	Jonesboro, Ark.	W	66-64
2.28.66	Arlington	L	85-91	2.16.81	Arlington	W	66-64
2.18.67	Arlington	L	87-99	2.1.82	Arlington	W	81-62
2.25.67	Jonesboro, Ark.	L	77-93	2.20.82	Jonesboro, Ark.	W	60-58 (OT)
1.6.68	Arlington	L	77-83	1.29.83	Arlington	L	56-61
2.10.68	Jonesboro, Ark.	L	65-73	2.24.83	Jonesboro, Ark.	L	70-79
2.10.69	Arlington	W	83-80	3.10.83	Beaumont, Texas	L	56-66
2.17.69	Jonesboro, Ark.	L	81-83	1.28.84	Jonesboro, Ark.	L	61-67
2.9.70	Jonesboro, Ark.	W	71-61	2.23.84	Arlington	L	73-84
3.2.70	Arlington	W	90-85	1.19.85	Arlington	L	61-73
2.8.71	Arlington	W	80-73	2.14.85	Jonesboro, Ark.	L	60-61
2.27.71	Jonesboro, Ark.	L	71-92	2.1.86	Arlington	L	76-77
1.22.72	Jonesboro, Ark.	L	79-86	2.27.86	Jonesboro, Ark.	L	62-73
2.12.72	Arlington	W	75-71	12.13.86	Jonesboro, Ark.	L	58-85
1.29.73	Arlington	W	62-60	12.6.97	Jonesboro, Ark.	L	64-72
2.24.73	Jonesboro, Ark.	W	82-76	1.2.14	Arlington	L	66-82
1.28.74	Jonesboro, Ark.	L	58-70	2.20.14	Jonesboro, Ark.	L	60-83
2.11.74	Arlington	L	78-79	1.10.15	Arlington	W	77-50
1.23.75	Jonesboro, Ark.	L	71-80	2.26.15	Jonesboro, Ark.	L	80-81
2.13.75	Arlington	L	70-75	1.21.16	Arlington	W	91-64
1.29.76	Arlington	L	74-86	2.27.16	Jonesboro, Ark.	W	79-75
2.16.76	Jonesboro, Ark.	L	66-91	2.11.17	Arlington	W	81-75
1.31.77	Arlington	L	75-86	1.13.18	Jonesboro, Ark.	W	97-71
2.14.77	Jonesboro, Ark.	L	64-83	1.17.19	Arlington	W	68-59
2.6.78	Jonesboro, Ark.	L	58-79	2.16.19	Jonesboro, Ark.	L	79-83
2.20.78	Arlington	W	71-61	1.2.20	Jonesboro, Ark.	W	73-52

LITTLE ROCK



2019-20 UTA STARTING LINEUPS

DAY	OPPONENT	1	2	3	4	5	RECORD
11.5	UT Dallas	Warren	Phillips	Azore	Nouhi	Narcis	-----
11.9	Tulsa	Warren	Phillips	Azore	Nouhi	Narcis	-----
11.12	@ Nevada	Warren	Phillips	Azore	Nouhi	Narcis	2-1 (1)
11.17	@ #14 Oregon	Warren	Elame	Azore	Sparling	Narcis	-----
11.19	@ #8 Gonzaga	Warren	Elame	Azore	Sparling	Narcis	0-2 (2)
11.24	Arkansas Tech	Warren	Jackson-Young	Azore	Sparling	Narcis	-----
11.27	vs. Furman	Warren	Jackson-Young	Azore	Sparling	Narcis	-----
11.28	@ Elon	Warren	Jackson-Young	Azore	Sparling	Narcis	-----
12.2	North Texas	Warren	Jackson-Young	Azore	Sparling	Narcis	2-2 (3)
12.7	UC Santa Barbara	Warren	Phillips	Azore	Nouhi	Narcis	2-2 (1)
12.11	@ Houston	Warren	Griffin	Phillips	Azore	Narcis	0-1 (4)
12.19	@ Georgia State	Warren	Jackson-Young	Azore	Davis	Narcis	-----
12.21	@ Georgia Southern	Warren	Jackson-Young	Azore	Davis	Narcis	0-2 (5)
1.2	@ Arkansas State	Warren	Phillips	Azore	Nouhi	Narcis	-----
1.4	@ Little Rock	Warren	Phillips	Azore	Nouhi	Narcis	-----
1.6	South Alabama	Warren	Phillips	Azore	Nouhi	Narcis	-----
1.9	Appalachian State	Warren	Phillips	Azore	Nouhi	Narcis	-----
1.11	Coastal Carolina	Warren	Phillips	Azore	Nouhi	Narcis	4-5 (1)
1.16	@ Louisiana	Griffin	Steelman	Phillips	Azore	Narcis	-----
1.18	@ ULM	Griffin	Steelman	Phillips	Azore	Narcis	-----
1.25	@ Texas State	Griffin	Steelman	Phillips	Azore	Narcis	-----
1.30	Louisiana	Griffin	Steelman	Phillips	Azore	Narcis	3-1 (6)
2.1	ULM	Warren	Griffin	Phillips	Azore	Narcis	1-1 (4)
2.6	@ Appalachian State	Warren	Griffin	Phillips	Azore	Narcis	1-2 (4)
2.8	@ Coastal Carolina	Warren	Griffin	Phillips	Azore	Narcis	1-3 (4)
2.13	Arkansas State						
2.15	Little Rock						
2.20	Georgia State						
2.22	Georgia Southern						
2.28	Texas State						
3.3	@ Troy						
3.7-15	Sun Belt Tournament						

2019-20 HALF COMPARISONS

FOR UTA...

Most 1st-Half Points.....	50 @ Louisiana (Jan. 16)
Fewest 1st-Half Points.....	22 vs. South Alabama (Jan. 6)
Most 2nd-Half Points	47 vs. UT Dallas (Nov. 5)
Fewest 2nd-Half Points	19 @ #14 Oregon (Nov. 17)
Largest Halftime Lead	16 (37-21) vs. Arkansas Tech (Nov. 24)
Largest Halftime Deficit.....	12 (35-23) vs. North Texas (Dec. 2)

FOR OPPONENT...

Most 1st-Half Points.....	46, Little Rock (Nov. 12)
Fewest 1st-Half Points.....	21, UT Dallas (Nov. 5)
Most 2nd-Half Points	50, Georgia State (Dec. 19)
Fewest 2nd-Half Points	26, Appalachian State (Feb. 6)

2019-20 UTA OVERALL STATISTICS

Game Records

Record	Overall	Home	Away	Neutral
ALL GAMES	10-15	5-5	5-9	0-1
CONFERENCE	6-8	2-3	4-5	0-0
NON-CONFERENCE	4-7	3-2	1-4	0-1

Score by Periods

Team	1st	2nd	OT	TOT
UT Arlington	843	907	0	1750
Opponents	799	901	0	1700

Team Box Score

No. Player					Total		3-Point		F-Throw		Rebounds													
		GP-GS	MIN	AVG	FG-FGA	FG%	3FG-FGA	3FG%	FT-FTA	FT%	OFF	DEF	TOT	AVG	PF	DQ	A	TO	BLK	STL	PTS	AVG		
4	AZORE, David	25-25	752:01	30.1	120-266	.451	29-79	.367	100-120	.833	16	105	121	4.8	57	0	96	55	5	25	369	14.8		
0	WARREN, Brian	25-21	716:56	28.7	112-290	.386	28-111	.252	59-73	.808	8	56	64	2.6	69	0	92	48	3	19	311	12.4		
10	DAVIS, Radshad	25-2	502:47	20.1	84-167	.503	16-43	.372	32-42	.762	56	91	147	5.9	62	1	37	28	4	17	216	8.6		
1	GRIFFIN, Sam	25-8	467:55	18.7	73-176	.415	34-103	.330	19-25	.760	1	29	30	1.2	24	0	29	21	0	16	199	8.0		
13	NARCIS, Jabari	25-25	541:31	21.7	63-141	.447	33-94	.351	24-35	.686	44	125	169	6.8	46	1	18	23	31	7	183	7.3		
2	PHILLIPS, Jordan	25-17	583:15	23.3	55-165	.333	16-53	.302	43-58	.741	28	63	91	3.6	36	0	33	33	3	15	169	6.8		
22	JACKSON-YOUNG, TiAndre	23-6	409:51	17.8	51-119	.429	26-83	.313	8-12	.667	22	44	66	2.9	35	0	11	17	11	12	136	5.9		
23	MWAMBA, Patrick	5-0	72:43	14.5	5-17	.294	1-6	.167	4-6	.667	3	15	18	3.6	10	1	3	3	5	2	15	3.0		
43	SPARLING, Coleman	20-6	272:28	13.6	17-34	.500	3-10	.300	7-8	.875	14	21	35	1.8	34	1	9	7	3	8	44	2.2		
3	NOUHI, Ayoub	21-9	281:11	13.4	16-44	.364	5-18	.278	8-12	.667	8	27	35	1.7	29	0	15	14	2	7	45	2.1		
14	STEELMAN, Davis	17-4	158:58	9.4	11-29	.379	4-14	.286	3-6	.500	4	11	15	0.9	14	0	6	6	1	5	29	1.7		
20	ELAME, Nicolas	22-2	217:02	9.9	12-34	.353	1-12	.083	6-12	.500	6	26	32	1.5	21	1	17	18	2	7	31	1.4		
33	MARQUIS, McKade	9-0	23:23	2.6	1-8	.125	1-8	.125	0-0	.000	0	0	0	0.0	1	0	2	1	0	0	3	0.3		
Team											41	50	91				11							
Total		25	5000		620-1490	.416	197-634	.311	313-409	.765	251	663	914	36.6	438	5	368	285	70	140	1750	70.0		
Opponents		25	5000		599-1457	.411	161-533	.302	341-494	.690	272	674	946	37.8	403	5	310	303	79	123	1700	68.0		

Team Statistics

	UTA	OPP
Scoring	1750	1700
Points per game	70.0	68.0
Scoring margin	+2.0	-
Field goals-att	620-1490	599-1457
Field goal pct	.416	.411
3 point fg-att	197-634	161-533
3-point FG pct	.311	.302
3-pt FG made per game	7.9	6.4
Free throws-att	313-409	341-494
Free throw pct	.765	.690
F-Throws made per game	12.5	13.6
Rebounds	914	946
Rebounds per game	36.6	37.8
Rebounding margin	-1.3	-
Assists	368	310
Assists per game	14.7	12.4
Turnovers	285	303
Turnovers per game	11.4	12.1
Turnover margin	+0.7	-
Assist/turnover ratio	1.3	1.0
Steals	140	123
Steals per game	5.6	4.9
Blocks	70	79
Blocks per game	2.8	3.2
Winning streak	0	-
Home win streak	1	-
Attendance	17246	44016
Home games-Avg/Game	10-1725	14-3144
Neutral site-Avg/Game	-	1-0

Team Results

Date	Opponent		Score	Att.
11/05/2019	Texas-Dallas	W	84-50	1727
11/09/2019	Tulsa	W	73-59	3722
11/12/2019	at Nevada	L	73-80	7504
11/17/2019	at Oregon	L	47-67	6017
11/19/2019	at Gonzaga	L	66-72	6000
11/24/2019	Arkansas Tech	W	85-68	1157
11/27/2019	vs Furman	L	57-58	0
11/28/2019	at Elon	W	77-67	875
12/02/2019	North Texas	L	66-77	1764
12/07/2019	UC Santa Barbara	L	68-72	1392
12/11/2019	at Houston	L	63-71	6657
12/19/2019	at Georgia St.	L	77-83	1057
12/21/2019	at Ga. Southern	L	74-77	676
01/02/2020	at Arkansas St.	W	73-52	1276
01/04/2020	at Little Rock	L	89-92	1203
01/06/2020	South Alabama	L	54-66	1282
01/09/2020	Appalachian St.	W	66-56	1272
01/11/2020	Coastal Carolina	L	77-82	1416
01/16/2020	at Louisiana	W	81-65	3838
01/18/2020	at La.-Monroe	W	78-58	1902
01/25/2020	at Texas St.	W	64-62	4084
01/30/2020	Louisiana	L	65-66	1880
02/01/2020	La.-Monroe	W	68-54	1634
02/06/2020	at Appalachian St.	L	50-57	1425
02/08/2020	at Coastal Carolina	L	75-89	1502

2019-20 UTA SUN BELT CONFERENCE STATISTICS

Game Records

Record	Overall	Home	Away	Neutral
ALL GAMES	6-8	2-3	4-5	0-0
CONFERENCE	6-8	2-3	4-5	0-0
NON-CONFERENCE	0-0	0-0	0-0	0-0

Score by Periods

Team	1st	2nd	OT	TOT
UT Arlington	495	496	0	991
Opponents	464	495	0	959

Team Box Score

No.	Player				Total		3-Point		F-Throw		Rebounds											
		GP-GS	MIN	AVG	FG-FGA	FG%	3FG-FGA	3FG%	FT-FTA	FT%	OFF	DEF	TOT	AVG	PF	DQ	A	TO	BLK	STL	PTS	AVG
4	AZORE, David	14-14	418:17	29.9	81-171	.474	17-49	.347	51-61	.836	7	57	64	4.6	31	0	55	34	5	15	230	16.4
0	WARREN, Brian	14-10	402:60	28.8	66-168	.393	14-60	.233	27-35	.771	3	32	35	2.5	39	0	52	29	2	10	173	12.4
10	DAVIS, Radshad	14-2	328:14	23.4	54-101	.535	10-26	.385	27-33	.818	37	60	97	6.9	41	0	25	17	4	15	145	10.4
1	GRIFFIN, Sam	14-7	257:23	18.4	41-94	.436	20-58	.345	13-16	.813	0	17	17	1.2	11	0	18	10	0	7	115	8.2
2	PHILLIPS, Jordan	14-12	341:22	24.4	28-95	.295	9-29	.310	21-25	.840	15	35	50	3.6	21	0	25	20	1	9	86	6.1
13	NARCIS, Jabari	14-14	308:20	22.0	29-73	.397	12-46	.261	13-18	.722	23	72	95	6.8	29	1	11	13	18	6	83	5.9
22	JACKSON-YOUNG, TiAndre	14-2	255:51	18.3	29-69	.420	16-49	.327	6-7	.857	15	21	36	2.6	25	0	5	10	5	6	80	5.7
14	STEELMAN, Davis	12-4	143:10	11.9	11-27	.407	4-12	.333	3-6	.500	3	11	14	1.2	12	0	5	6	1	5	29	2.4
43	SPARLING, Coleman	11-0	131:57	12.0	8-13	.615	1-2	.500	5-6	.833	9	6	15	1.4	17	1	5	4	1	5	22	2.0
20	ELAME, Nicolas	12-0	97:45	8.1	7-15	.467	0-6	.000	5-6	.833	1	17	18	1.5	12	1	6	9	0	4	19	1.6
3	NOUHI, Ayoub	10-5	100:22	10.0	4-9	.444	0-2	.000	1-2	.500	4	12	16	1.6	11	0	3	8	1	2	9	0.9
33	MARQUIS, McKade	6-0	14:18	2.4	0-4	.000	0-4	.000	0-0	.000	0	0	0	0.0	0	0	0	0	0	0	0	0.0
Team											23	29	52					6				
Total		14	2800		358-839	.427	103-343	.300	172-215	.800	140	369	509	36.4	249	3	210	166	38	84	991	70.8
Opponents		14	2800		342-820	.417	74-276	.268	201-286	.703	156	365	521	37.2	223	4	184	163	42	77	959	68.5

Team Statistics

	UTA	OPP
Scoring	991	959
Points per game	70.8	68.5
Scoring margin	+2.3	-
Field goals-att	358-839	342-820
Field goal pct	.427	.417
3 point fg-att	103-343	74-276
3-point FG pct	.300	.268
3-pt FG made per game	7.4	5.3
Free throws-att	172-215	201-286
Free throw pct	.800	.703
F-Throws made per game	12.3	14.4
Rebounds	509	521
Rebounds per game	36.4	37.2
Rebounding margin	-0.9	-
Assists	210	184
Assists per game	15.0	13.1
Turnovers	166	163
Turnovers per game	11.9	11.6
Turnover margin	-0.2	-
Assist/turnover ratio	1.3	1.1
Steals	84	77
Steals per game	6.0	5.5
Blocks	38	42
Blocks per game	2.7	3.0
Winning streak	0	-
Home win streak	1	-
Attendance	7484	16963
Home games-Avg/Game	5-1497	9-1885
Neutral site-Avg/Game	-	0-0

Team Results

Date	Opponent		Score	Att.
12/19/2019	at Georgia St.	L	77-83	1057
12/21/2019	at Ga. Southern	L	74-77	676
01/02/2020	at Arkansas St.	W	73-52	1276
01/04/2020	at Little Rock	L	89-92	1203
01/06/2020	South Alabama	L	54-66	1282
01/09/2020	Appalachian St.	W	66-56	1272
01/11/2020	Coastal Carolina	L	77-82	1416
01/16/2020	at Louisiana	W	81-65	3838
01/18/2020	at La.-Monroe	W	78-58	1902
01/25/2020	at Texas St.	W	64-62	4084
01/30/2020	Louisiana	L	65-66	1880
02/01/2020	La.-Monroe	W	68-54	1634
02/06/2020	at Appalachian St.	L	50-57	1425
02/08/2020	at Coastal Carolina	L	75-89	1502



Opponent	1st	2nd	Score	Mar	Total FG	FG Pct	3-Pointers	3FG Pct	Free Throws	FT Pct	Rebounds	Assist	T/OVer	Block	Steal	Fouls
TEXAS-DALLAS	37/21	47/29	84-50	+34	31-63/20-65	.492/.308	15-37/6-22	.405/.273	7-14/4-9	.500/.444	45/39 +6	25/8	10/13	6/0	7/4	13/11
TULSA	33/23	40/36	73-59	+14	24-60/19-62	.400/.306	9-34/5-22	.265/.227	16-17/16-23	.941/.696	42/41 +1	16/9	9/10	5/2	4/1	19/18
Nevada	35/38	38/42	73-80	(-7)	22-64/27-58	.344/.466	11-36/10-21	.306/.476	18-27/16-30	.667/.533	40/43 (-3)	13/18	14/16	3/6	6/5	25/22
Oregon	28/37	19/30	47-67	(-20)	15-64/27-59	.234/.458	6-30/8-20	.200/.400	11-16/5-8	.688/.625	36/46 (-10)	7/10	6/10	2/5	3/4	8/16
GONZAGA	27/28	39/44	66-72	(-6)	21-53/25-64	.396/.391	11-26/5-22	.423/.227	13-17/17-30	.765/.567	33/45 (-12)	13/10	10/6	5/1	4/7	21/13
ARKANSAS TECH	43/36	42/32	85-68	+17	34-67/22-58	.507/.379	7-19/10-31	.368/.323	10-12/14-15	.833/.933	40/30 +10	24/11	11/16	0/2	3/3	16/14
Furman	31/22	26/36	57-58	(-1)	23-53/20-51	.434/.392	4-16/9-28	.250/.321	7-8/9-13	.875/.692	33/33 -	9/9	16/17	2/3	5/5	15/12
Elon	32/30	45/37	77-67	+10	28-54/23-57	.519/.404	8-20/10-27	.400/.370	13-19/11-14	.684/.786	38/27 +11	10/11	12/12	2/3	7/3	14/19
NORTH TEXAS	23/35	43/42	66-77	(-11)	23-55/27-54	.418/.500	8-22/7-19	.364/.368	12-17/16-23	.706/.696	28/38 (-10)	15/14	13/13	4/6	7/5	23/17
UC SANTA BARBARA	29/29	39/43	68-72	(-4)	24-58/22-53	.414/.415	7-23/9-25	.304/.360	13-20/19-24	.650/.792	39/34 +5	16/13	13/11	3/3	6/8	17/16
Houston	30/36	33/35	63-71	(-8)	17-60/25-56	.283/.446	8-28/8-20	.286/.400	21-27/13-19	.778/.684	31/49 (-18)	10/13	5/16	0/6	4/1	21/24
Georgia State	35/33	42/50	77-83	(-6)	26-65/27-66	.400/.409	8-33/5-18	.242/.278	17-17/24-34	1.000/.706	41/42 (-1)	11/13	20/13	3/7	6/11	26/19
Georgia Southern	41/30	33/47	74-77	(-3)	26-58/28-72	.448/.389	7-20/11-30	.350/.367	15-21/10-13	.714/.769	45/38 +7	10/12	18/10	5/3	7/8	14/15
Arkansas State	37/24	36/28	73-52	+21	31-59/16-56	.525/.286	7-19/2-9	.368/.222	4-7/18-28	.571/.643	42/33 +9	27/13	13/7	1/4	3/5	21/13
Little Rock	44/46	45/46	89-92	(-3)	33-66/30-54	.500/.556	10-26/7-18	.385/.389	13-16/25-33	.813/.758	27/36 (-9)	13/14	13/19	2/4	4/3	25/17
SOUTH ALABAMA	22/33	32/33	54-66	(-12)	20-59/26-49	.339/.531	6-33/2-14	.182/.143	8-12/12-17	.667/.706	29/38 (-9)	11/12	8/14	3/3	10/6	17/16
APPALACHIAN STATE	33/25	33/31	66-56	+10	22-55/22-50	.400/.440	7-23/2-16	.304/.125	15-21/10-17	.714/.588	34/34 -	15/13	10/13	4/1	6/7	18/17
COASTAL CAROLINA	37/37	40/45	77-82	(-5)	28-68/25-66	.412/.379	6-26/8-26	.231/.308	15-17/24-30	.882/.800	38/50 (-12)	18/17	10/15	4/3	8/7	20/20
Louisiana	50/41	31/24	81-65	+16	31-66/21-59	.470/.356	9-25/7-29	.360/.241	10-11/16-23	.909/.696	37/40 (-3)	19/11	9/12	2/2	7/3	17/13
Louisiana Monroe	40/28	38/30	78-58	+20	23-56/21-55	.411/.382	5-22/3-16	.227/.188	27-32/13-21	.844/.619	48/22 +26	14/12	12/7	2/2	2/3	22/24
Texas State	35/34	29/28	64-62	+2	24-55/23-54	.436/.426	6-17/5-16	.353/.313	10-11/11-15	.909/.733	35/28 +7	11/12	18/14	2/3	7/4	17/17
LOUISIANA	29/36	36/30	65-66	(-1)	24-65/26-64	.369/.406	9-27/8-26	.333/.308	8-9/6-11	.889/.545	36/47 (-11)	19/14	4/9	3/3	6/3	11/9
LOUISIANA MONROE	35/25	33/29	68-54	+14	26-55/23-57	.473/.404	13-28/4-14	.464/.286	3-6/4-6	.500/.667	30/37 (-7)	20/14	5/10	3/2	3/2	11/12
Appalachian State	25/31	25/26	50-57	(-7)	21-58/23-52	.362/.442	2-24/5-21	.083/.238	6-10/6-12	.600/.500	32/41 (-9)	10/13	12/15	2/3	11/7	15/12
Coastal Carolina	32/41	43/48	75-89	(-14)	23-54/31-66	.426/.470	8-20/5-23	.400/.217	21-25/22-26	.840/.846	35/35 -	12/14	14/5	2/2	4/8	20/22

Note: Game totals are displayed in the format TEAM/OPPONENT for each category

UTA GAME HIGHS

POINTS	89		at Little Rock (01/04/2020)
	85		Arkansas Tech (11/24/2019)
	84		Texas-Dallas (11/05/2019)
	81		at Louisiana (01/16/2020)
	78		at La.-Monroe (01/18/2020)
FIELD GOALS MADE	34		Arkansas Tech (11/24/2019)
	33		at Little Rock (01/04/2020)
FIELD GOAL ATTEMPTS	68		Coastal Carolina (01/11/2020)
	67		Arkansas Tech (11/24/2019)
FIELD GOAL PERCENTAGE	.525	(31-59)	at Arkansas St. (01/02/2020)
	.519	(28-54)	at Elon (11/28/2019)
3 PT FG MADE	15		Texas-Dallas (11/05/2019)
	13		La.-Monroe (02/01/2020)
3 PT FG ATTEMPTS	37		Texas-Dallas (11/05/2019)
	36		at Nevada (11/12/2019)
3 PT FG PERCENTAGE	.464	(13-28)	La.-Monroe (02/01/2020)
	.423	(11-26)	at Gonzaga (11/19/2019)
FREE THROWS MADE	27		at La.-Monroe (01/18/2020)
	21		at Coastal Carolina (02/08/2020)
	21		at Houston (12/11/2019)
FREE THROW ATTEMPTS	32		at La.-Monroe (01/18/2020)
	27		at Houston (12/11/2019)
	27		at Nevada (11/12/2019)
FREE THROW PERCENTAGE	1.000	(17-17)	at Georgia St. (12/19/2019)
	.941	(16-17)	Tulsa (11/09/2019)
REBOUNDS	48		at La.-Monroe (01/18/2020)
	45		at Ga. Southern (12/21/2019)
	45		Texas-Dallas (11/05/2019)
ASSISTS	27		at Arkansas St. (01/02/2020)
	25		Texas-Dallas (11/05/2019)
STEALS	11		at Appalachian St. (02/06/2020)
	10		South Alabama (01/06/2020)
BLOCKED SHOTS	6		Texas-Dallas (11/05/2019)
	5		at Ga. Southern (12/21/2019)
	5		at Gonzaga (11/19/2019)
	5		Tulsa (11/09/2019)
TURNOVERS	20		at Georgia St. (12/19/2019)
	18		at Texas St. (01/25/2020)
	18		at Ga. Southern (12/21/2019)
FOULS	25		at Little Rock (01/04/2020)
	25		at Georgia St. (12/19/2019)
	25		at Nevada (11/12/2019)

UTA GAME LOGS

POINTS	47		at Oregon (11/17/2019)
	50		at Appalachian St. (02/06/2020)
	54		South Alabama (01/06/2020)
	57		vs Furman (N) (11/27/2019)
	63		at Houston (12/11/2019)
FIELD GOALS MADE	15		at Oregon (11/17/2019)
	17		at Houston (12/11/2019)
FIELD GOAL ATTEMPTS	53		vs Furman (N) (11/27/2019)
	53		at Gonzaga (11/19/2019)
FIELD GOAL PERCENTAGE	.234	(15-64)	at Oregon (11/17/2019)
	.283	(17-60)	at Houston (12/11/2019)
3 PT FG MADE	2		at Appalachian St. (02/06/2020)
	4		vs Furman (N) (11/27/2019)
3 PT FG ATTEMPTS	16		vs Furman (N) (11/27/2019)
	17		at Texas St. (01/25/2020)
3 PT FG PERCENTAGE	.083	(2-24)	at Appalachian St. (02/06/2020)
	.182	(6-33)	South Alabama (01/06/2020)
FREE THROWS MADE	3		La.-Monroe (02/01/2020)
	4		at Arkansas St. (01/02/2020)
FREE THROW ATTEMPTS	6		La.-Monroe (02/01/2020)
	7		at Arkansas St. (01/02/2020)
FREE THROW PERCENTAGE	.500	(7-14)	Texas-Dallas (11/05/2019)
	.500	(3-6)	La.-Monroe (02/01/2020)
REBOUNDS	27		at Little Rock (01/04/2020)
	28		North Texas (12/02/2019)
ASSISTS	7		at Oregon (11/17/2019)
	9		vs Furman (N) (11/27/2019)
STEALS	2		at La.-Monroe (01/18/2020)
	3		La.-Monroe (02/01/2020)
	3		at Arkansas St. (01/02/2020)
	3		Arkansas Tech (11/24/2019)
	3		at Oregon (11/17/2019)
BLOCKED SHOTS	0		at Houston (12/11/2019)
	0		Arkansas Tech (11/24/2019)
TURNOVERS	4		Louisiana (01/30/2020)
	5		La.-Monroe (02/01/2020)
	5		at Houston (12/11/2019)
FOULS	8		at Oregon (11/17/2019)
	11		La.-Monroe (02/01/2020)
	11		Louisiana (01/30/2020)

OPPONENT GAME HIGHS

POINTS	92		at Little Rock (01/04/2020)
	89		at Coastal Carolina (02/08/2020)
	83		at Georgia St. (12/19/2019)
	82		Coastal Carolina (01/11/2020)
	80		at Nevada (11/12/2019)
FIELD GOALS MADE	31		at Coastal Carolina (02/08/2020)
	30		at Little Rock (01/04/2020)
FIELD GOAL ATTEMPTS	72		at Ga. Southern (12/21/2019)
	66		at Coastal Carolina (02/08/2020)
	66		Coastal Carolina (01/11/2020)
	66		at Georgia St. (12/19/2019)
FIELD GOAL PERCENTAGE	.556	(30-54)	at Little Rock (01/04/2020)
	.531	(26-49)	South Alabama (01/06/2020)
3 PT FG MADE	11		at Ga. Southern (12/21/2019)
	10		at Elon (11/28/2019)
	10		Arkansas Tech (11/24/2019)
	10		at Nevada (11/12/2019)
3 PT FG ATTEMPTS	31		Arkansas Tech (11/24/2019)
	30		at Ga. Southern (12/21/2019)
3 PT FG PERCENTAGE	.476	(10-21)	at Nevada (11/12/2019)
	.400	(8-20)	at Houston (12/11/2019)
	.400	(8-20)	at Oregon (11/17/2019)
FREE THROWS MADE	25		at Little Rock (01/04/2020)
	24		Coastal Carolina (01/11/2020)
	24		at Georgia St. (12/19/2019)
FREE THROW ATTEMPTS	34		at Georgia St. (12/19/2019)
	33		at Little Rock (01/04/2020)
FREE THROW PERCENTAGE	.933	(14-15)	Arkansas Tech (11/24/2019)
	.846	(22-26)	at Coastal Carolina (02/08/2020)
REBOUNDS	50		Coastal Carolina (01/11/2020)
	49		at Houston (12/11/2019)
ASSISTS	18		at Nevada (11/12/2019)
	17		Coastal Carolina (01/11/2020)
STEALS	11		at Georgia St. (12/19/2019)
	8		at Coastal Carolina (02/08/2020)
	8		at Ga. Southern (12/21/2019)
	8		UC Santa Barbara (12/07/2019)
BLOCKED SHOTS	7		at Georgia St. (12/19/2019)
	6		at Houston (12/11/2019)
	6		North Texas (12/02/2019)
	6		at Nevada (11/12/2019)
TURNOVERS	19		at Little Rock (01/04/2020)
	17		vs Furman (N) (11/27/2019)
FOULS	24		at Houston (12/11/2019)
	23		at La.-Monroe (01/18/2020)



OPPONENT GAME LOGS

POINTS	50		Texas-Dallas (11/05/2019)
	52		at Arkansas St. (01/02/2020)
	54		La.-Monroe (02/01/2020)
	56		Appalachian St. (01/09/2020)
	57		at Appalachian St. (02/06/2020)
FIELD GOALS MADE	16		at Arkansas St. (01/02/2020)
	19		Tulsa (11/09/2019)
FIELD GOAL ATTEMPTS	49		South Alabama (01/06/2020)
	50		Appalachian St. (01/09/2020)
FIELD GOAL PERCENTAGE	.286	(16-56)	at Arkansas St. (01/02/2020)
	.306	(19-62)	Tulsa (11/09/2019)
3 PT FG MADE	2		Appalachian St. (01/09/2020)
	2		South Alabama (01/06/2020)
	2		at Arkansas St. (01/02/2020)
3 PT FG ATTEMPTS	9		at Arkansas St. (01/02/2020)
	14		La.-Monroe (02/01/2020)
	14		South Alabama (01/06/2020)
3 PT FG PERCENTAGE	.125	(2-16)	Appalachian St. (01/09/2020)
	.143	(2-14)	South Alabama (01/06/2020)
FREE THROWS MADE	4		La.-Monroe (02/01/2020)
	4		Texas-Dallas (11/05/2019)
FREE THROW ATTEMPTS	6		La.-Monroe (02/01/2020)
	8		at Oregon (11/17/2019)
FREE THROW PERCENTAGE	.444	(4-9)	Texas-Dallas (11/05/2019)
	.500	(6-12)	at Appalachian St. (02/06/2020)
REBOUNDS	22		at La.-Monroe (01/18/2020)
	27		at Elon (11/28/2019)
ASSISTS	8		Texas-Dallas (11/05/2019)
	9		vs Furman (N) (11/27/2019)
	9		Tulsa (11/09/2019)
STEALS	1		at Houston (12/11/2019)
	1		Tulsa (11/09/2019)
BLOCKED SHOTS	0		Texas-Dallas (11/05/2019)
	1		Appalachian St. (01/09/2020)
	1		at Gonzaga (11/19/2019)
TURNOVERS	5		at Coastal Carolina (02/08/2020)
	6		at Gonzaga (11/19/2019)
FOULS	9		Louisiana (01/30/2020)
	11		Texas-Dallas (11/05/2019)

UTA PLAYER GAME HIGHS

POINTS	33		David Azore at Ga. Southern (12/21/2019)
	28		Brian Warren at Ga. Southern (12/21/2019)
	27		Brian Warren at Houston (12/11/2019)
	26		David Azore vs Coastal Carolina (01/11/2020)
	25		David Azore vs Appalachian St. (01/09/2020)
FIELD GOALS MADE	12		Brian Warren at Ga. Southern (12/21/2019)
	11		David Azore at Ga. Southern (12/21/2019)
FIELD GOAL ATTEMPTS	24		David Azore vs Coastal Carolina (01/11/2020)
	22		Brian Warren at Georgia St. (12/19/2019)
FIELD GOAL PERCENTAGE (min 5 made)	1.000	(5-5)	Jabari Narcis at Gonzaga (11/19/2019)
	.889	(8-9)	Sam Griffin at Elon (11/28/2019)
3 PT FG MADE	5		Brian Warren at Houston (12/11/2019)
	5		Jabari Narcis vs Arkansas Tech (11/24/2019)
	5		Jabari Narcis at Gonzaga (11/19/2019)
	5		TiAndre Jackson-Young vs Texas-Dallas (11/05/2019)
3 PT FG ATTEMPTS	10		Brian Warren at Georgia St. (12/19/2019)
	10		Brian Warren at Houston (12/11/2019)
3 PT FG PERCENTAGE (min 2 made)	1.000	(5-5)	Jabari Narcis at Gonzaga (11/19/2019)
	1.000	(4-4)	Radshad Davis vs La.-Monroe (02/01/2020)
	1.000	(2-2)	Sam Griffin vs Coastal Carolina (01/11/2020)
	1.000	(2-2)	Davis Steelman at Arkansas St. (01/02/2020)
	1.000	(2-2)	David Azore at Ga. Southern (12/21/2019)
	1.000	(2-2)	David Azore vs Furman (N) (11/27/2019)
	1.000	(2-2)	Radshad Davis vs Texas-Dallas (11/05/2019)
FREE THROWS MADE	9		David Azore at Ga. Southern (12/21/2019)
	8		David Azore at Georgia St. (12/19/2019)
	8		David Azore vs North Texas (12/02/2019)
FREE THROW ATTEMPTS	10		David Azore at Ga. Southern (12/21/2019)
	10		David Azore vs North Texas (12/02/2019)
FREE THROW PERCENTAGE (min 3 made)	1.000	(8-8)	David Azore at Georgia St. (12/19/2019)
	1.000	(6-6)	Brian Warren vs Tulsa (11/09/2019)
	1.000	(5-5)	David Azore vs Louisiana (01/30/2020)
	1.000	(5-5)	Brian Warren vs Furman (N) (11/27/2019)
	1.000	(4-4)	Brian Warren at Texas St. (01/25/2020)
	1.000	(4-4)	Sam Griffin at La.-Monroe (01/18/2020)
	1.000	(4-4)	Jabari Narcis at Louisiana (01/16/2020)
	1.000	(4-4)	Radshad Davis vs Coastal Carolina (01/11/2020)
	1.000	(4-4)	Radshad Davis at Little Rock (01/04/2020)
	1.000	(4-4)	Jordan Phillips at Little Rock (01/04/2020)
	1.000	(4-4)	Jordan Phillips at Elon (11/28/2019)
	1.000	(4-4)	Brian Warren at Gonzaga (11/19/2019)
	1.000	(4-4)	David Azore vs Tulsa (11/09/2019)
	1.000	(3-3)	Radshad Davis at Coastal Carolina (02/08/2020)
	1.000	(3-3)	Jordan Phillips at Louisiana (01/16/2020)
	1.000	(3-3)	Radshad Davis vs Appalachian St. (01/09/2020)
	1.000	(3-3)	TiAndre Jackson-Young at Georgia St. (12/19/2019)
REBOUNDS	14		Radshad Davis at La.-Monroe (01/18/2020)
	12		David Azore at Ga. Southern (12/21/2019)
ASSISTS	12		Brian Warren vs Arkansas Tech (11/24/2019)
	9		Brian Warren at Arkansas St. (01/02/2020)
STEALS	4		Radshad Davis at Appalachian St. (02/06/2020)
	4		Radshad Davis at Little Rock (01/04/2020)



OPPONENT PLAYER GAME HIGHS

POINTS	30		Kamani Johnson at Little Rock (01/04/2020)
	29		Markquis Nowell at Little Rock (01/04/2020)
	26		Nijal Pearson at Texas St. (01/25/2020)
	25		O'Showen Williams at Appalachian St. (02/06/2020)
	25		Nate Hinton at Houston (12/11/2019)
	25		Marcus Sheffield at Elon (11/28/2019)
FIELD GOALS MADE	10		Markquis Nowell at Little Rock (01/04/2020)
	10		Payton Pritchard at Oregon (11/17/2019)
FIELD GOAL ATTEMPTS	22		Marcus Sheffield at Elon (11/28/2019)
	19		Markquis Nowell at Little Rock (01/04/2020)
FIELD GOAL PERCENTAGE (min 5 made)	1.000	(6-6)	Hosana Kitenge at Coastal Carolina (02/08/2020)
	1.000	(5-5)	Zachary Simmons vs North Texas (12/02/2019)
3 PT FG MADE	7		Markquis Nowell at Little Rock (01/04/2020)
	4		O'Showen Williams at Appalachian St. (02/06/2020)
	4		Nate Hinton at Houston (12/11/2019)
	4		DJ Draper vs North Texas (12/02/2019)
	4		Jordan Lyons vs Furman (N) (11/27/2019)
	4		Jordan Lyons vs Furman (N) (11/27/2019)
3 PT FG ATTEMPTS	13		Markquis Nowell at Little Rock (01/04/2020)
	11		P.J. Hardy at Louisiana (01/16/2020)
3 PT FG PERCENTAGE (min 2 made)	1.000	(3-3)	Amadou Sow vs UC Santa Barbara (12/07/2019)
	1.000	(2-2)	Jalen Hodge vs La.-Monroe (02/01/2020)
	1.000	(2-2)	DeVante Jones vs Coastal Carolina (01/11/2020)
FREE THROWS MADE	14		Kamani Johnson at Little Rock (01/04/2020)
	11		Jalen Harris at Nevada (11/12/2019)
FREE THROW ATTEMPTS	16		Kamani Johnson at Little Rock (01/04/2020)
	14		Jalen Harris at Nevada (11/12/2019)
FREE THROW PERCENTAGE (min 3 made)	1.000	(7-7)	Nijal Pearson at Texas St. (01/25/2020)
	1.000	(7-7)	Marcus Sheffield at Elon (11/28/2019)
	1.000	(6-6)	Jalen Johnson at Louisiana (01/16/2020)
	1.000	(5-5)	Tommy Burton at Coastal Carolina (02/08/2020)
	1.000	(5-5)	Tyree White at La.-Monroe (01/18/2020)
	1.000	(5-5)	Justin Roberts at Georgia St. (12/19/2019)
	1.000	(5-5)	Dillon Gooding vs Arkansas Tech (11/24/2019)
	1.000	(4-4)	Andre Fox vs South Alabama (01/06/2020)
	1.000	(4-4)	Darien Jackson vs Tulsa (11/09/2019)
	1.000	(3-3)	Isaac Hippolyte vs Coastal Carolina (01/11/2020)
	1.000	(3-3)	Keishawn Brewton vs Coastal Carolina (01/11/2020)
	1.000	(3-3)	Quan Jackson at Ga. Southern (12/21/2019)
	1.000	(3-3)	Nate Hinton at Houston (12/11/2019)
	1.000	(3-3)	Jeriah Horne vs Tulsa (11/09/2019)
	1.000	(3-3)	Jeriah Horne vs Tulsa (11/09/2019)
REBOUNDS	13		Jalen Johnson vs Louisiana (01/30/2020)
	13		Josh Ajayi vs South Alabama (01/06/2020)
	13		Kamani Johnson at Little Rock (01/04/2020)
ASSISTS	8		DeVante Jones vs Coastal Carolina (01/11/2020)
	7		Javion Hamlet vs North Texas (12/02/2019)
STEALS	5		Justin Roberts at Georgia St. (12/19/2019)
	3		Isaac Johnson at Appalachian St. (02/06/2020)
	3		Calvin Wishart at Ga. Southern (12/21/2019)
	3		Jaquori McLaughlin vs UC Santa Barbara (12/07/2019)
	3		Clay Mounce vs Furman (N) (11/27/2019)
	3		Lindsey Drew at Nevada (11/12/2019)
BLOCKED SHOTS	3		Jalen Thomas at Georgia St. (12/19/2019)
	3		Zachary Simmons vs North Texas (12/02/2019)



SINGLE-GAME INDIVIDUAL PROGRAM RECORDS

POINTS

Pts	Player	Opponent	Date
1. 44	Dink Ford	Texas Wesleyan	Dec. 29, 1964
2. 43	Steven Barber	at UTSA	Jan. 24, 2002
3. 41	Larry Moore	Centenary	Jan. 18, 1973
4. 39	Willie Brand	Prairie View A&M	Dec. 2, 1989
39	Jerry Janek	Texas Wesleyan	Dec. 29, 1962
6. 38	Erick Neal	Appalachian State	Feb. 1, 2018
38	Marquez Haynes	UTSA	Jan. 16, 2010
38	Steven Barber	Wichita State	Nov. 28, 2001
38	Mike Nau	Lamar	Feb. 14, 1967
10. 37	Erick Neal	Appalachian State	Mar. 9, 2018
37	Reger Dowell	Western Kentucky	Mar. 1, 2014
37	Leonard Wilson	ULM	Mar. 6, 1993
37	Eric Gore	North Texas	Feb. 25, 1991
37	Bruce Tibbetts	at McMurry	Jan. 30, 1965
15. 36	Marquez Haynes	vs. Texas A&M-Corpus Christi	Mar. 12, 2009
36	Keith Greene	McNeese State	Feb. 17, 2000
36	Sam Norton	at ULM	Mar. 5, 1984
36	Sam Norton	at Oral Roberts	Jan. 3, 1984
36	Eddie Stallings	Trinity	Feb. 1, 1969
36	Dink Ford	at Texas Wesleyan	Jan. 2, 1965
36	Bruce Tibbetts	at Texas Wesleyan	Jan. 2, 1965
36	John Reglin	at Texas Wesleyan	Jan. 25, 1964
23. 35	Erick Neal	at ULM	Feb. 15, 2018
35	Reger Dowell	Howard Payne	Nov. 13, 2014
35	Bobby Kenyon	Northwestern State	Feb. 27, 1992
35	Willie Brand	at Northwestern State	Feb. 16, 1991
35	Freddie Anderson	at North Texas	Jan. 14, 1976
35	Kenny Jenkins	at Denver	Jan. 10, 1976
35	Eddie Stallings	West Texas A&M	Jan. 2, 1969
35	Noel Roberts	Trinity	Jan. 5, 1963

FIELD GOALS MADE

FG	Player	Opponent	Date
1. 20	Larry Moore	Centenary	Jan. 18, 1973
2. 16	Cal Tate	Texas Wesleyan	Feb. 15, 1978
16	Ronnie Marsh	at Abilene Christian	Jan. 22, 1973
16	Mike Nau	Lamar	Feb. 14, 1967
16	Noel Roberts	Trinity	Dec. 28, 1962
6. 15	Robert Taylor	Texas Wesleyan	Dec. 17, 1996
15	Bobby Kenyon	Huston-Tillotson	Nov. 29, 1990
15	Sam Norton	ULM	Feb. 25, 1984
15	Sam Norton	at Arkansas State	Jan. 28, 1984
15	Eddie Stallings	Trinity	Feb. 1, 1969
15	Bruce Tibbetts	at McMurry	Jan. 30, 1965
12. 14	Sam Norton	at Oral Roberts	Jan. 3, 1984
14	Cal Tate	Texas Wesleyan	Feb. 15, 1978
14	Freeman Sparks	at McNeese State	Feb. 23, 1976
14	Freddie Anderson	at Louisiana Tech	Feb. 2, 1976
14	Freddie Anderson	at North Texas	Jan. 14, 1976
14	Kenny Jenkins	at Denver	Jan. 10, 1976
14	David Payne	Houston	Feb. 26, 1970
14	Sherman Evans	Tennessee Tech	Dec. 15, 1968
14	Dink Ford	vs. Texas Wesleyan	Dec. 12, 1964

FIELD GOAL ATTEMPTS

FGA	Player	Opponent	Date
1. 30	Mike Nau	Texas Wesleyan	Dec. 4, 1965
30	Noel Roberts	Trinity	Jan. 5, 1963
3. 29	Miles Robertson	Pepperdine	Dec. 9, 1977
29	Larry Moore	Centenary	Jan. 18, 1973
29	Sherman Evans	at Lamar	Feb. 16, 1970
6. 28	Eric Gore	University of Dallas	Dec. 8, 1990
28	Freddie Anderson	at Louisiana Tech	Feb. 2, 1976
8. 27	Marquez Haynes	North Texas	Nov. 18, 2009
27	Steven Barber	at Wichita State	Nov. 28, 2001
27	Robert Taylor	Texas Wesleyan	Dec. 17, 1996
27	Willie Brand	Sam Houston State	Jan. 11, 1990
27	Willie Brand	UTSA	Nov. 28, 1988
27	Sam Norton	at Oral Roberts	Jan. 3, 1984
14. 26	Cal Tate	Texas Wesleyan	Feb. 15, 1978
26	Ronnie Marsh	at Centenary	Feb. 5, 1973
26	Sherman Evans	Tennessee Tech	Dec. 15, 1969
26	Mike Nau	Lamar	Feb. 14, 1967

FIELD GOAL PERCENTAGE (Min. 5 Made)

Pct. (FG-A)	Player	Opponent	Date
1. 1.000 (10-10)	Jermaine Griffin	at Lamar	Feb. 14, 2008
1.000 (10-10)	Ike Mitchell	at Lamar	Jan. 18, 1986
1.000 (10-10)	Albert Culton	vs. Valpariso	Jan. 10, 1981
1.000 (9-9)	Erick Neal	at Rice	Nov. 29, 2015
1.000 (9-9)	Roger Shute	at TAMU-Kingsville	Jan. 19, 1976
1.000 (7-7)	Jorge Bilbao	at Louisiana	Feb. 7, 2015
1.000 (7-7)	Jermaine Griffin	UT Tyler	Nov. 11, 2006
1.000 (7-7)	Steven Thomas	at New Mexico State	Nov. 26, 2004
1.000 (6-6)	Andres Ibarguen	vs. Georgia Southern	Mar. 16, 2019
1.000 (6-6)	Johnny Hamilton	Rice	Nov. 29, 2017
1.000 (6-6)	Jordan Reves	Houston Baptist	Jan. 5, 2011
1.000 (6-6)	Keith Howell	UT Permian Basin	Dec. 5, 2003
1.000 (6-6)	Donald Harris	at Baylor	Nov. 21, 2001
1.000 (5-5)	Link Kabadyundi	at Alabama	Nov. 21, 2017
1.000 (5-5)	Kennedy Eubanks	at Georgia Southern	Feb. 4, 2016
1.000 (5-5)	Anthony Walker	at South Alabama	Mar. 8, 2014
1.000 (5-5)	Anthony Walker	at Oklahoma	Dec. 17, 2013
1.000 (5-5)	Vincent Dillard	Samford	Nov. 12, 2013
1.000 (5-5)	Brandon Edwards	Central Arkansas	Feb. 7, 2011
1.000 (5-5)	Anthony Vereen	vs. Schreiner	Nov. 26, 2007
1.000 (5-5)	Jermaine Griffin	vs. UC Riverside	Nov. 12, 2007
1.000 (5-5)	Jermaine Griffin	San Diego	Dec. 4, 2004
1.000 (5-5)	Bill Washington	at Arkansas State	Dec. 6, 1997
1.000 (5-5)	Jesse Kemp	Lamar	Jan. 22, 1976

3-POINTERS MADE

No.	Player	Opponent	Date
1. 9	Erick Neal	at ULM	Feb. 15, 2018
9	Willie Brand	Northwestern State	Feb. 14, 1991
3. 8	Eric Gore	at Charleston Southern	Dec. 28, 1991
4. 7	Erick Neal	Georgia State	Feb. 24, 2018
7	Kevin Hervey	at Louisiana	Mar. 4, 2017
7	Jamel Outler	vs Houston Baptist	Nov. 22, 2014
7	Kevin Butler	at Idaho	Feb. 14, 2013
7	LaMarcus Reed III	at A&M-Corpus Christi	Mar. 2, 2011
7	Roge'r Guignard	at UTSA	Feb. 20, 2008
7	Roge'r Guignard	vs. Hardin-Simmons	Dec. 29, 2007
7	Brady Dawkins	at Nicholls	Feb. 23, 2006
7	Jabari Johnson	at ULM	Mar. 1, 2001
7	Jabari Johnson	McNeese State	Jan. 27, 2000
7	Ronald Smith	McNeese State	Feb. 13, 1993
7	Ronald Smith	Stephen F. Austin	Jan. 23, 1993
7	Darrell Harmon	UTSA	Jan. 2, 1992
7	Glover Cody	McNeese State	Feb. 21, 1991
7	Rodrick Ford	UT Pan American	Dec. 19, 1988
7	Rodrick Ford	at UT Pan American	Dec. 19, 1987

3-POINT ATTEMPTS

No.	Player	Opponent	Date
1. 17	Roge'r Guignard	at UTSA	Feb. 20, 2008
2. 16	Roge'r Guignard	at Texas Southern	Dec. 20, 2006
16	Robert Mays	Nicholls	Dec. 3, 1990
4. 15	Erick Neal	at South Alabama	Jan. 16, 2016
15	Reger Dowell	at Georgia State	Feb. 1, 2014
15	Jabari Johnson	McNeese State	Jan. 27, 2000
15	Leonard Wilson	at Northwestern State	Feb. 1, 1992
15	Bobby Kenyon	McNeese State	Feb. 21, 1991
15	Ronnie Pruitt	McNeese State	Feb. 21, 1991
10. 14	Erick Neal	at Georgia State	Jan. 25, 2018
14	Reger Dowell	Troy	Jan. 23, 2014
14	Ronald Smith	Stephen F. Austin	Jan. 23, 1993
14	Eric Gore	at Stephen F. Austin	Jan. 11, 1992
14	Eric Gore	at Charleston Southern	Dec. 28, 1991
14	Robert Mays	at New Mexico	Nov. 23, 1990
16. 13	Edric Dennis	at Coastal Carolina	Jan. 12, 2019
13	Kevin Hervey	Georgia State	Feb. 24, 2018
13	Brandon Long	at Houston Baptist	Nov. 29, 2008
13	Brandon Long	at Texas Southern	Dec. 20, 2006
13	Steven Barber	McNeese State	Jan. 27, 2000
13	Anthony Durham	McNeese State	Jan. 30, 1997
13	Willie Brand	Sam Houston State	Jan. 11, 1990
13	Willie Brand	UTSA	Nov. 28, 1988

3-POINT PERCENTAGE (Min. 5 Made)

Pct. (FG-A)	Player	Opponent	Date
1. 1.000 (7-7)	Kevin Butler	at Idaho	Feb. 14, 2013
1.000 (5-5)	Jabari Narcis	at #8 Gonzaga	Nov. 19, 2019
1.000 (5-5)	Scott Cross	UTSA	Feb. 14, 1998



SINGLE-GAME INDIVIDUAL PROGRAM RECORDS

FREE THROWS MADE

No.	Player	Opponent	Date
1. 20	Paul Renfro	Louisiana	Feb. 19, 1979
2. 19	Eddie Stallings	West Texas A&M	Jan. 2, 1969
3. 18	Dink Ford	TAMU-Commerce	Dec. 12, 1964
4. 17	Jerry Janek	Texas Wesleyan	Dec. 29, 1962
5. 16	Steven Thomas	San Diego	Dec. 4, 2004
16	Steven Thomas	at UTSA	Jan. 10, 2004
16	Dink Ford	vs. Texas Wesleyan	Dec. 29, 1964
16	Jerry Janek	vs. Texas Wesleyan	Dec. 29, 1962
9. 15	Edric Dennis	vs. Little Rock	Jan. 19, 2019
15	Reger Dowell	Western Kentucky	Mar. 1, 2014
15	Paul Renfro	McNeese State	Feb. 3, 1979
15	Harvey Harris	Lamar	Dec. 18, 1962
13. 14	Scott Cross	Air Force	Dec. 22, 1997
14	Eddie Stallings	at Texas Tech	Jan. 20, 1968
14	Dink Ford	Angelo State	Feb. 8, 1966
14	Jay Hawley	vs. Texas Wesleyan	Dec. 29, 1960
14	LaMarcus Reed	at UTSA	Mar. 3, 2012

FREE THROW ATTEMPTS

No.	Player	Opponent	Date
1. 22	Eddie Stallings	West Texas A&M	Jan. 18, 1969
22	Steven Thomas	ULM	Jan. 22, 2005
3. 21	Jerry Janek	Texas Wesleyan	Dec. 29, 1962
4. 20	Glover Cody	at Georgia State	Dec. 15, 1990
20	Paul Renfro	Louisiana	Feb. 19, 1979
6. 19	Bruce Tibbetts	Austin College	Dec. 10, 1964
7. 18	Reger Dowell	Western Kentucky	Mar. 1, 2014
18	Steven Thomas	Northwestern State	Jan. 12, 2005
18	Steven Barber	at Sam Houston State	March 6, 2001
18	Dink Ford	vs. Texas Wesleyan	Dec. 29, 1964

FREE THROW PERCENTAGE (Min. 10 Att.)

Pct. (FG-A)	Player	Opponent	Date
1. 1.000 (20-20)	Paul Renfro	at Louisiana	Feb. 19, 1979
1.000 (13-13)	Eddie Stallings	at Houston	Feb. 22, 1968
1.000 (12-12)	Jordan Reves	at McNeese State	Feb. 22, 2012
1.000 (12-12)	Derrick Obasohan	at Nicholls	Feb. 28, 2004
1.000 (12-12)	Brian Myers	at Northwestern State	Feb. 22, 1996
1.000 (12-12)	Paul Renfro	McNeese State	Jan. 28, 1980
1.000 (11-11)	Brandon Edwards	at South Alabama	Mar. 8, 2014
1.000 (11-11)	Rodrick Epps	at Texas State	Feb. 3, 2007
1.000 (11-11)	Keith Howell	at Northwestern State	Jan. 30, 2003
1.000 (11-11)	Melvin Polk	at TCU	Dec. 1, 1979
1.000 (11-11)	Paul Renfro	at Wichita State	Dec. 8, 1978
1.000 (11-11)	Mike Nau	vs. Austin College	Dec. 29, 1965
1.000 (10-10)	Rodrick Epps	at AMCC	Feb. 19, 2007
1.000 (10-10)	Reggie Brown	North Texas	Feb. 3, 1996
1.000 (10-10)	Keith Cornett	at Northwestern State	Feb. 4, 1995
1.000 (10-10)	Ricky Leggett	at Baylor	Dec. 16, 1980
1.000 (10-10)	Melvin Polk	at Baylor	Dec. 16, 1980

REBOUNDS

No.	Player	Opponent	Date
1. 24	Albert Culton	vs. Northeastern	Jan. 9, 1981
2. 23	Bruce Tibbetts	Austin College	Dec. 10, 1964
23	Jerry Janek	vs. Texas Wesleyan	Dec. 29, 1962
4. 22	Jermaine Griffin	UT Permian Basin	Dec. 1, 2005
5. 21	Mike Nau	Texas Wesleyan	Dec. 4, 1965
21	Mike Nau	Austin College	Dec. 13, 1966
21	Bruce Tibbetts	at McMurry	Jan. 30, 1965
8. 20	Sam Norton	McNeese State	Feb. 11, 1984
20	Mike Nau	Lamar	Feb. 14, 1967
20	Sherman Evans	at Samford	Dec. 18, 1971
11. 19	Brandon Edwards	at Troy	Mar. 6, 2014
19	Johnny McDowell	Sam Houston State	Jan. 21, 1993
19	Donny Beachum	UT Pan American	Jan. 21, 2004
19	John Reglin	Lamar	Feb. 14, 1967
19	John Reglin	Lamar	Jan. 8, 1966
19	Sam Norton	ULM	Feb. 2, 1984
19	Sherman Evans	Arkansas	Dec. 13, 1970

OFFENSIVE REBOUNDS (Since 1983-84)

No.	Player	Opponent	Date
1. 12	Johnny McDowell	UTSA	Jan. 2, 1992
12	Sam Norton	McNeese State	Feb. 11, 1984
3. 11	Eric Gore	University of Dallas	Dec. 8, 1990
11	Sam Norton	Louisiana Tech	Mar. 1, 1984
11	Sam Norton	at Oral Roberts	Jan. 3, 1984
6. 10	Eric Gore	at ULM	Feb. 16, 1991
10	Michael Beasley	Morehead State	Jan. 3, 1989
8. 9	Johnny Hamilton	vs. Georgia State	Mar. 1, 2018
9	Bill Washington	at Northwestern State	Feb. 18, 1999
9	Bill Washington	at UTSA	Jan. 10, 1998
9	Robert Taylor	Texas Wesleyan	Dec. 17, 1996
9	Johnny McDowell	Sul Ross State	Dec. 4, 1992
9	Johnny McDowell	at Northwestern State	Feb. 1, 1992
9	Leonard Wilson	Nicholls	Dec. 3, 1990
9	Bill Nygard	Huston-Tillotson	Nov. 29, 1990

DEFENSIVE REBOUNDS (Since 1983-84)

No.	Player	Opponent	Date
1. 14	Jermaine Griffin	UT Permian Basin	Dec. 1, 2005
14	Robert Taylor	ULM	Feb. 27, 1997
14	Sam Norton	North Texas	Feb. 9, 1984
14	Sam Norton	ULM	Feb. 2, 1984
5. 13	David Azore	at Texas State	Feb. 2, 2019
13	Kevin Hervey	at UTRGV	Dec. 16, 2018
13	Kevin Hervey	South Alabama	Feb. 25, 2017
13	Mack Callier	at Sam Houston State	Feb. 17, 2003
13	David Allen	North Texas	Jan. 14, 1989
10. 12	David Azore	at Georgia Southern	Dec. 21, 2019
12	Kevin Hervey	Appalachian State	Feb. 1, 2018
12	Kevin Hervey	at Loyola Marymount	Dec. 22, 2016
12	Larry Posey	UTSA	Feb. 15, 2007
12	Steven Thomas	at Stephen F. Austin	Jan. 26, 2006
12	Anthony Durham	Northwestern State	Mar. 1, 1997
12	Bill Washington	Jarvis Christian	Dec. 2, 1996
12	Johnny McDowell	Sam Houston State	Jan. 21, 1993
12	Johnny McDowell	at Nicholls	Jan. 16, 1993
12	Johnny McDowell	vs. Gonzaga	Dec. 11, 1992
20. 11	David Azore	at Appalachian State	Jan. 10, 2019
11	Johnny Hamilton	at Northern Iowa	Dec. 7, 2017
11	Kevin Hervey	at Grand Canyon	Nov. 20, 2014
11	Brandon Edwards	vs. ULM	Mar. 13, 2014
11	Brandon Edwards	at Troy	Mar. 6, 2014
11	Brandon Edwards	Samford	Nov. 12, 2013
11	LaMarcus Reed III	vs. Southeastern La	Feb. 19, 2011
11	Steven Thomas	SE Louisiana	Jan. 19, 2006
11	Steven Thomas	at South Florida	Dec. 29, 2004
11	Mack Callier	at Sam Houston State	Mar. 6, 2001
11	Mack Callier	Texas State	Feb. 12, 2001
11	Brian Myers	TAMU-Commerce	Dec. 11, 1993

ASSISTS

No.	Player	Opponent	Date
1. 17	Jermaine Johnson	at Sam Houston State	Dec. 28, 1998
2. 16	Sean Miller	at Northwestern State	Feb. 19, 1994
3. 15	Erick Neal	at Niagara	Nov. 25, 2017
15	Glover Cody	North Texas	Feb. 15, 1992
15	Glover Cody	at Northwestern State	Feb. 14, 1991
15	Glover Cody	at Sam Houston State	Jan. 25, 1991
6. 13	Erick Neal	UT Dallas	Nov. 27, 2017
13	Erick Neal	at BYU	Mar. 15, 2017
13	Erick Neal	Louisiana	Jan. 23, 2017
13	Erick Neal	UT Dallas	Dec. 5, 2016
13	Glover Cody	at Iowa State	Dec. 10, 1991
13	Glover Cody	vs. Army	Nov. 24, 1990
13	Ronnell Peters	at ULM	Feb. 25, 1984
13	Ricky Leggett	at Denver	Dec. 12, 1978
13	Jesse Kemp	McNeese State	Feb. 28, 1977
13	David Payne	at UT Pan American	Jan. 18, 1971
13	David Payne	at Texas Wesleyan	Dec. 16, 1969



SINGLE-GAME INDIVIDUAL PROGRAM RECORDS

BLOCKED SHOTS

No.	Player	Opponent	Date
1. 9	Paul Renfro	Texas Wesleyan	Jan. 18, 1980
2. 8	Miles Robertson	Louisiana Tech	Mar. 1, 1979
3. 7	Johnny Hamilton	at Georgia State	Jan. 25, 2018
4. 6	Johnny Hamilton	Georgia Southern	Feb. 22, 2018
6	Brandon Williams	vs Howard Payne	Dec. 20, 2014
6	Jordan Reves	at San Jose State	Jan. 28, 2013
6	Jordan Reves	vs. Louisiana Tech	Jan. 5, 2013
6	Jermaine Griffin	at Western Illinois	Dec. 4, 2006
6	Miles Robertson	St. Edward's	Nov. 26, 1977
6	Trey Parker	Sam Houston State	Jan. 30, 2008
11. 5	Brandon Edwards	ULM	Jan. 9, 2014
5	Jermaine Griffin	at Texas State	Feb. 3, 2007
5	Jermaine Griffin	UT Tyler	Nov. 11, 2006
5	Roy Johnson	at Northwestern State	Feb. 26, 2004
5	Jermaine Johnson	at UTSA	Jan. 7, 1999
5	Johnny McDowell	McNeese State	Jan. 25, 1992
5	Ralph McPherson	Arkansas State	Feb. 16, 1981
5	Albert Culton	McNeese State	Feb. 7, 1981

STEALS

No.	Player	Opponent	Date
1. 8	Bill Washington	McNeese State	Jan. 27, 2000
8	Leonard Wilson	Nicholls	Dec. 3, 1990
3. 7	Bill Washington	Stephen F. Austin	Feb. 11, 1999
7	Bill Washington	McMurry	Nov. 24, 1998
7	Glover Cody	at North Texas	Feb. 28, 1991
7	Rodrick Ford	US International	Feb. 5, 1987
7	Rodrick Ford	at Stephen F. Austin	Jan. 16, 1987
7	Ronnell Peters	Arkansas State	Feb. 1, 1986

TURNOVERS

No.	Player	Opponent	Date
1. 12	Ricky Leggett	at Lamar	Mar. 4, 1978
2. 11	Erick Neal	at Georgia Southern	Jan. 27, 2018
11	Johnny Hill	at Georgia State	Jan. 15, 2015
11	Ronnie Marsh	at Hardin-Simmons	Feb. 2, 1974
5. 10	Lonnie McClanahan	at Texas State	Jan. 18, 2014
10	Josh Daniel	ULM	Mar. 7, 2003
10	Miles Robertson	at Lamar	Feb. 10, 1979
10	Ricky Leggett	at Baylor	Dec. 16, 1980
10	Greg Stuckey	at Lamar	Feb. 24, 1977

MINUTES PLAYED (Since 1973-74)

No.	Player	Opponent	Date
1. 50	Jermaine Johnson	at Sam Houston State	Dec. 28, 1998
2. 49	Keith Howell	ULM	Mar. 7, 2003
49	Donald Harris	at Sam Houston State	Dec. 28, 1998
4. 47	Rickey Leggett	McNeese State	Jan. 28, 1980
47	Jeffrey Stewart	McNeese State	Jan. 28, 1980
47	Miles Robertson	at Pepperdine	Dec. 9, 1977
47	Cal Tate	at Pepperdine	Dec. 9, 1977
8. 46	Rodrick Epps	at TCU	Nov. 18, 2006
46	Larry Posey	at TCU	Nov. 18, 2006
46	Donald Harris	at Stephen F. Austin	Feb. 6, 1999
46	Bill Washington	at Stephen F. Austin	Feb. 6, 1999
12. 45	Jarrett Howell	at Sam Houston State	Mar. 7, 2006
45	Josh Daniel	ULM	Mar. 7, 2003
45	Keith Greene	at Stephen F. Austin	Feb. 6, 1999
45	Reggie Brown	Sam Houston State	Feb. 13, 1997
45	Doug Gann	vs. UNC Wilmington	Dec. 30, 1989
45	Danny Johnson	Texas Southern	Jan. 13, 1983
45	Ronny Newton	Louisiana Tech	Feb. 21, 1977
45	Greg Stuckey	Louisiana Tech	Feb. 21, 1977
45	Jesse Kemp	Louisiana Tech	Feb. 21, 1977
45	Darnell Johnson	Louisiana Tech	Feb. 21, 1977
45	Jesse Kemp	North Texas	Jan. 12, 1977

SINGLE-GAME TEAM PROGRAM RECORDS

POINTS

Total (Score)	Opponent	Date
1. 154 (154-85)	Huston-Tillotson	Nov. 29, 1990
2. 149 (149-86)	University of Dallas	Dec. 8, 1990
3. 138 (138-135, 3OT)	Lamar	Feb. 14, 1966
4. 130 (130-64)	Huston-Tillotson	Nov. 28, 1991
5. 126 (126-73)	Texas Wesleyan	Dec. 7, 1981
6. 124 (124-123, 3OT)	at Sam Houston State	Dec. 28, 1998
7. 121 (121-61)	Schreiner	Dec. 3, 1992
8. 118 (118-84)	at Texas State	Feb. 9, 1991
9. 117 (117-115)	Nicholls	Dec. 3, 1990
10. 116 (116-87)	St. Edward's	Nov. 26, 1977
11. 115 (115-109)	North Texas	Feb. 25, 1991
115 (115-100)	Texas Wesleyan	Jan. 2, 1965
13. 114 (114-78)	Texas Wesleyan	Dec. 17, 1968
14. 113 (113-81)	vs. San Francisco	Nov. 29, 1991
113 (113-104)	at Georgia State	Dec. 15, 1990
113 (113-85)	SE Louisiana	Dec. 1, 1990
113 (113-109, OT)	at Texas Wesleyan	Jan. 30, 1968
18. 111 (111-64)	Howard Payne	Nov. 13, 2013
111 (111-77)	McNeese State	Feb. 7, 1981
111 (111-92)	Abilene Christian	Jan. 31, 1970
111 (111-120)	Lamar	Feb. 6, 1968
22. 110 (110-103)	at Texas State	Feb. 3, 2007
110 (110-85)	Georgia State	Dec. 7, 1991
110 (110-92)	Texas Wesleyan	Jan. 8, 1987
110 (110-116)	at Sam Houston State	Dec. 11, 1967
110 (110-93)	Texas Wesleyan	Dec. 3, 1964
27. 109 (109-96)	Hardin-Simmons	Dec. 11, 1978
28. 108 (108-71)	Louisiana	Jan. 23, 2017
108 (108-84)	at Nicholls	Jan. 2, 1991
108 (108-103)	UT Pan American	Feb. 26, 1968
108 (108-116)	Angelo State	Dec. 21, 1967
108 (108-95)	Trinity	Jan. 10, 1966
33. 107 (107-65)	Texas A&M-Kingsville	Nov. 29, 1982
34. 106 (106-76)	Tarleton State	Nov. 29, 1986
106 (106-116)	at Drake	Dec. 22, 1979
106 (106-72)	Abilene Christian	Feb. 19, 1973
37. 105 (105-89)	at BYU	Mar. 15, 2017
105 (105-63)	Austin College	Jan. 30, 2007
105 (105-91)	Sul Ross State	Dec. 4, 1992
40. 104 (104-106)	Louisiana	Feb. 27, 1978
104 (104-100)	vs. Texas Wesleyan	Dec. 28, 1964
42. 103 (103-45)	Hardin-Simmons	Dec. 29, 2001
103 (103-88)	McNeese State	Feb. 20, 1992
103 (103-86)	Texas Wesleyan	Jan. 19, 1981
103 (103-115)	at Louisiana	Feb. 19, 1979
103 (103-70)	at Tarleton State	Feb. 1, 1966
103 (103-92)	Lamar	Feb. 27, 1965
48. 102 (102-72)	Texas Southern	Nov. 14, 2007
102 (102-108)	Denver	Dec. 12, 1977
102 (102-104, 2OT)	Texas Southern	Jan. 13, 1983
102 (102-90)	Texas Wesleyan	Dec. 4, 1965
102 (102-88)	at Texas Wesleyan	Jan. 25, 1964
53. 101 (101-85)	vs. Texas Wesleyan	Dec. 22, 2009
101 (101-123)	at Northwestern State	Feb. 19, 1994
101 (101-45)	Austin College	Dec. 3, 1991
101 (101-95)	Texas State	Jan. 12, 1991
101 (101-105, OT)	North Texas	Jan. 12, 1977
101 (101-110)	at North Texas	Jan. 14, 1976
101 (101-82)	UT Pan American	Jan. 21, 1971
101 (101-110)	Texas Wesleyan	Dec. 13, 1967
61. 100 (100-97, 2OT)	at UTSA	Jan. 17, 2009
100 (100-85)	McNeese State	Feb. 18, 1995
100 (100-97, 2OT)	TAMU-Commerce	Dec. 11, 1993
100 (100-78)	at Sam Houston State	Feb. 20, 1993
100 (100-90)	North Texas	Feb. 15, 1992
100 (100-79)	US International	Feb. 5, 1987
100 (100-87)	McNeese State	Mar. 3, 1981
100 (100-74)	Hardin-Simmons	Jan. 12, 1981
100 (100-85)	McNeese State	Feb. 3, 1979
100 (100-89)	at Angelo State	Jan. 1, 1970
100 (100-92)	West Texas A&M	Mar. 1, 1968

In A Loss

111 (111-120)	Lamar	Feb. 6, 1968
---------------	-------	--------------

POINTS IN AN OVERTIME GAME

Total (Score)	Opponent	Date
1. 138 (138-135, 3OT)	Lamar	Feb. 14, 1966
2. 124 (124-123, 3OT)	at Sam Houston State	Dec. 28, 1998
3. 118 (118-117, 4OT)	Hardin-Simmons	Dec. 11, 1971
4. 113 (113-109, OT)	at Texas Wesleyan	Jan. 30, 1968
5. 102 (102-104, 2OT)	Texas Southern	Jan. 13, 1983
6. 101 (101-105, OT)	North Texas	Jan. 12, 1977
7. 100 (100-97, 2OT)	at UTSA	Jan. 17, 2009
100 (100-97, 2OT)	Texas A&M Commerce	Dec. 11, 1993

POINTS AT HOME

Total (Score)	Opponent	Date
1. 154 (154-85)	Huston-Tillotson	Nov. 29, 1990
2. 149 (149-86)	University of Dallas	Dec. 8, 1990
3. 138 (138-135, 3OT)	Lamar	Feb. 14, 1966
4. 130 (130-64)	Huston-Tillotson	Nov. 28, 1991
5. 126 (126-73)	Texas Wesleyan	Dec. 7, 1981
6. 121 (121-61)	Schreiner	Dec. 3, 1992
7. 118 (118-117, 4OT)	Hardin-Simmons	Dec. 11, 1971
8. 117 (117-115)	Nicholls	Dec. 3, 1990
9. 116 (116-87)	St. Edward's	Nov. 26, 1977
10. 115 (115-100)	Texas Wesleyan	Jan. 2, 1965

In Conference Play

117 (117-115)	Nicholls	Dec. 3, 1990
---------------	----------	--------------

vs. Non-Conference Opponent

154 (154-85)	Huston-Tillotson	Nov. 29, 1990
--------------	------------------	---------------

POINTS ON THE ROAD

Total (Score)	Opponent	Date
1. 124 (124-123, 3OT)	at Sam Houston State	Dec. 28, 1998
2. 118 (118-84)	at Texas State	Feb. 9, 1991
3. 113 (113-104)	at Georgia State	Dec. 15, 1990
113 (113-109, OT)	at Texas Wesleyan	Jan. 30, 1968
5. 110 (110-103)	at Texas State	Feb. 3, 2007
110 (110-116)	at Sam Houston State	Dec. 11, 1967
7. 108 (108-84)	at Nicholls	Jan. 2, 1991
8. 106 (106-116)	at Drake	Dec. 22, 1979
9. 103 (103-72)	at SE Louisiana	Jan. 4, 1991
103 (103-115)	at Louisiana	Feb. 19, 1979
103 (103-70)	at Tarleton State	Feb. 1, 1966

POINTS AT A NEUTRAL SITE

Total (Score)	Opponent	Date
1. 113 (113-81)	vs. San Francisco	Nov. 29, 1991
2. 104 (104-100)	vs. Texas Wesleyan	Dec. 28, 1964

LARGEST COMBINED SCORE

Total (Score)	Opponent	Date
1. 273 (138-135, 3OT)	Lamar	Feb. 14, 1966
2. 247 (124-123, 3OT)	at Sam Houston State	Dec. 28, 1998
3. 239 (154-85)	Huston-Tillotson	Nov. 29, 1990
4. 235 (149-86)	University of Dallas	Dec. 8, 1990
235 (118-117, 4OT)	Hardin-Simmons	Dec. 11, 1971
6. 232 (117-115)	Nicholls	Dec. 3, 1990
7. 231 (111-120)	Lamar	Feb. 6, 1968
8. 226 (110-116)	at Sam Houston State	Dec. 11, 1967
9. 224 (101-123)	at Northwestern State	Feb. 19, 1994
224 (115-109)	North Texas	Feb. 25, 1991
224 (108-116)	Angelo State	Dec. 21, 1967

POINTS IN A HALF

Total (Half)	Opponent	Date
1. 90 (2nd)	Huston-Tillotson	Nov. 29, 1990
2. 78 (1st)	University of Dallas	Dec. 8, 1990
3. 69 (2nd)	Nicholls	Jan. 24, 1998
4. 72 (2nd)	at Texas State	Feb. 9, 1991
5. 71 (2nd)	University of Dallas	Dec. 8, 1990
6. 70 (2nd)	at SE Louisiana	Jan. 4, 1991
7. 69 (2nd)	at Georgia State	Dec. 15, 1990
69 (1st)	Austin College	Dec. 13, 1966
9. 68 (2nd)	Louisiana	Jan. 23, 2017
68 (2nd)	at Nicholls	Jan. 2, 1991
11. 67 (2nd)	Texas Wesleyan	Dec. 7, 1981



SINGLE-GAME TEAM PROGRAM RECORDS

FIELD GOALS MADE

Total	Opponent	Date
1. 60	Huston-Tillotson	Nov. 29, 1990
2. 57	Lamar	Feb. 14, 1967
3. 53	University of Dallas	Dec. 8, 1990
53	Texas Wesleyan	Dec. 7, 1981
5. 50	Huston-Tillotson	Nov. 26, 1991
6. 47	St. Edward's	Nov. 26, 1977
47	at Texas Wesleyan	Jan. 30, 1968
8. 45	Schreiner	Dec. 3, 1992
45	Abilene Christian	Jan. 31, 1970
10. 44	Nicholls	Dec. 3, 1990
44	Tarleton State	Nov. 29, 1986
44	North Texas	Jan. 12, 1977
44	UT Pan American	Jan. 21, 1971
44	Texas Wesleyan	Dec. 17, 1968

FIELD GOALS ATTEMPTED

Total	Opponent	Date
1. 122	Huston-Tillotson	Nov. 29, 1990
2. 105	at New Mexico	Nov. 23, 1990
3. 102	University of Dallas	Dec. 8, 1990
102	Nicholls	Dec. 3, 1990
5. 101	Hardin-Simmons	Dec. 11, 1971
6. 100	South Dakota State	Dec. 6, 1971
7. 98	North Texas	Jan. 12, 1977
8. 97	Lamar	Feb. 14, 1967
9. 95	Texas Wesleyan	Dec. 4, 1965
10. 94	at Denver	Jan. 8, 1975
94	Texas Wesleyan	Dec. 3, 1964

FIELD GOAL PERCENTAGE (Min. 30 Made)

Pct. (FG-A)	Opponent	Date
1. .723 (34-47)	UT Tyler	Dec. 22, 2004
2. .680 (53-78)	Texas Wesleyan	Dec. 7, 1981
3. .667 (34-51)	Central Arkansas	Feb. 7, 2011
.667 (32-48)	vs. Valparaiso	Jan. 10, 1981
5. .660 (40-62)	at Texas Wesleyan	Jan. 2, 1965
6. .653 (32-49)	at ULM	Feb. 1, 2003
7. .642 (34-53)	vs. Georgia State	Dec. 22, 1984
8. .639 (39-61)	vs. Schreiner	Nov. 26, 2007
9. .635 (33-52)	at UTSA	Feb. 19, 1996
10. .630 (42-67)	Oklahoma State	Jan. 14, 1984
.630 (36-57)	Oral Roberts	Jan. 23, 1982

3-POINTERS MADE

Total	Opponent	Date
1. 17	Bradley	Dec. 8, 2015
2. 16	Texas State	Jan. 12, 1991
3. 15	UT Dallas	Nov. 5, 2019
15	at South Alabama	Feb. 28, 2019
15	at Arkansas State	Jan. 13, 2018
15	Coastal Carolina	Dec. 31, 2016
15	at Northwestern State	Jan. 6, 2000
15	at TCU	Dec. 19, 1999
15	UTSA	Jan. 2, 1992
15	at Northwestern State	Feb. 14, 1991
15	Huston-Tillotson	Nov. 29, 1990
12. 14	Georgia Southern	Jan. 2, 2016
14	UT Tyler	Nov. 16, 2010
14	McNeese State	Jan. 27, 2000
14	at Nicholls	Jan. 15, 2000
14	vs. San Francisco	Nov. 29, 1991
14	at SE Louisiana	Jan. 4, 1991

3-POINTERS ATTEMPTED

Total	Opponent	Date
1. 42	at South Alabama	Jan. 16, 2016
2. 40	at Northwestern State	Feb. 1, 1992
3. 39	McNeese State	Jan. 27, 2000
39	at ULM	Jan. 8, 2000
39	Nicholls	Dec. 3, 1990
6. 38	Little Rock	Jan. 23, 2016
38	Coastal Carolina	Dec. 31, 2016
38	at Texas Southern	Dec. 20, 2006
9. 37	UT Dallas	Nov. 5, 2019
37	at North Texas	Nov. 30, 2010
11. 36	at Nevada	Nov. 12, 2019
36	Rice	Nov. 29, 2017
36	McNeese State	Feb. 21, 1991
36	Huston-Tillotson	Nov. 29, 1990

3-POINT PERCENTAGE (Min. 10 Made)

Pct. (FG-A)	Opponent	Date
1. .706 (12-17)	McNeese State	Feb. 18, 1995
2. .700 (14-20)	at SE Louisiana	Jan. 4, 1991
3. .625 (10-16)	Appalachian State	Feb. 1, 2018
4. .619 (13-21)	Houston Baptist	Nov. 22, 2014
5. .577 (15-26)	at South Alabama	Feb. 28, 2019
6. .556 (15-27)	at Arkansas State	Jan. 13, 2018
7. .545 (12-22)	at Troy	Mar. 2, 2019
.545 (12-22)	at Georgia Southern	Feb. 20, 2017

FREE THROWS MADE

Total	Opponent	Date
1. 42	Schreiner	Dec. 3, 1992
2. 41	Sam Houston State	Dec. 9, 1968
3. 38	San Diego	Dec. 4, 2004
4. 36	McNeese State	Feb. 3, 1979
36	Missouri-Rolla	Dec. 18, 1968
6. 35	Texas Lutheran	Nov. 12, 2010
35	at Texas State	Feb. 3, 2007
35	at Georgia State	Dec. 15, 1990
35	West Texas A&M	Jan. 2, 1969
35	at Texas Wesleyan	Jan. 2, 1965

FREE THROW ATTEMPTS

Total	Opponent	Date
1. 60	Sam Houston State	Dec. 9, 1968
2. 54	McNeese State	Feb. 23, 1981
3. 52	North Texas	Feb. 25, 1991
4. 49	Hardin-Simmons	Dec. 11, 1971
5. 48	North Texas	Jan. 12, 1980
48	Missouri-Rolla	Dec. 18, 1968
7. 47	San Diego	Dec. 4, 2004
46	Texas Lutheran	Nov. 12, 2010
46	at Texas State	Jan. 30, 2010
46	at Arkansas	Nov. 22, 1999
46	UTSA	Dec. 4, 1989
46	West Texas A&M	Jan. 2, 1969

FREE THROW PERCENTAGE (Min. 20 Made)

Pct. (FT-A)	Opponent	Date
1. .964 (27-28)	at Houston	Feb. 22, 1968
2. .952 (20-21)	at Northwestern State	Mar. 8, 2005
3. .917 (33-36)	at Louisiana	Feb. 19, 1979
4. .875 (21-24)	at South Alabama	Jan. 16, 2016
5. .872 (34-39)	Little Rock	Jan. 19, 2019
6. .862 (25-29)	Texas State	Mar. 1, 2016
7. .857 (24-28)	UC Davis	Nov. 18, 2018

REBOUNDS

Total	Opponent	Date
1. 80	Huston-Tillotson	Nov. 29, 1990
2. 72	Hardin-Simmons	Dec. 11, 1971
3. 67	at West Texas A&M	Feb. 2, 1970
67	Lamar	Feb. 14, 1967
67	at Trinity	Feb. 23, 1965
6. 66	Nicholls	Dec. 3, 1990
7. 65	Jarvis Christian	Dec. 2, 1996
8. 64	Schreiner	Dec. 3, 1992
64	US International	Feb. 5, 1987
64	vs. Austin College	Dec. 30, 1964

REBOUND MARGIN

Margin	Opponent	Date
1. +36 (64-28)	Schreiner	Dec. 3, 1992
+36 (80-44)	Huston-Tillotson	Nov. 29, 1990
3. +35 (59-24)	Sul Ross State	Dec. 21, 2015
+35 (59-24)	Northwestern State	Feb. 27, 1992
5. +34 (65-31)	Jarvis Christian	Dec. 2, 1996
6. +32 (54-22)	at Nicholls	Dec. 22, 2001
7. +27 (51-24)	vs. Texas Southern	Nov. 14, 2007
8. +26 (48-22)	at ULM	Jan. 18, 2020
+26 (44-18)	Nicholls	Feb. 15, 2003
10. +25 (52-27)	ULM	Jan. 19, 1991
+25 (59-34)	Lamar	Jan. 8, 1966



SINGLE-GAME TEAM PROGRAM RECORDS

PERSONAL FOULS

Total	Opponent	Date
1. 42	Hardin-Simmons	Dec. 11, 1971
2. 40	at Arkansas State	Jan. 26, 1980
3. 39	at North Texas	Feb. 10, 1983
4. 37	McNeese State	Feb. 23, 1981
5. 36	North Texas	Nov. 18, 2009
36	at Sam Houston State	Dec. 28, 1998
7. 35	at Arkansas	Nov. 23, 2018
35	Arkansas State	Feb. 27, 2016
35	at Sam Houston State	Feb. 22, 2007
35	at Louisiana Tech	Jan. 27, 1979
35	at Denver	Jan. 10, 1976
35	at US International	Feb. 21, 1967

ASSISTS

Total	Opponent	Date
1. 34	Georgia State	Dec. 7, 1991
2. 33	Huston-Tillotson	Nov. 26, 1991
3. 32	Lamar	Feb. 18, 1980
4. 31	Texas Wesleyan	Dec. 7, 1981
5. 30	at Sam Houston State	Feb. 20, 1993
30	Nicholls	Feb. 11, 1993
30	Lamar	Feb. 24, 1979
8. 29	at Northwestern State	Feb. 14, 1991
29	vs. Northwestern State	Mar. 8, 1988
29	North Texas	Feb. 7, 1987
29	Denver	Dec. 12, 1977

TURNOVERS

Total	Opponent	Date
1. 38	at New Mexico State	Nov. 28, 1975
2. 36	at Houston Baptist	Jan. 9, 1978
36	at Lamar	Feb. 24, 1977
4. 34	UC San Diego	Jan. 4, 1978
34	at Pepperdine	Dec. 9, 1977
6. 33	at Nebraska	Dec. 21, 1992
33	at Lamar	Feb. 10, 1979
8. 32	at Nicholls	Jan. 6, 1994
32	at Hardin-Simmons	Feb. 2, 1974

BLOCKS

Total	Opponent	Date
1. 10	Howard Payne	Dec. 20, 2014
10	Hardin-Simmons	Dec. 29, 2001
10	St. Edward's	Jan. 26, 1987

STEALS

Total	Opponent	Date
1. 22	University of Dallas	Dec. 8, 1990
2. 21	Huston-Tillotson	Nov. 26, 1991
3. 19	St. Edward's	Dec. 4, 1978
19	Houston Baptist	Dec. 13, 2012
5. 18	Howard Payne	Nov. 13, 2013
18	at UTSA	Feb. 6, 1986
7. 17	Sul Ross State	Dec. 21, 2015
17	Houston Baptist	Jan. 25, 2010
17	SE Louisiana	Jan. 3, 1987
17	at Arkansas State	Jan. 26, 1981
17	Westmont	Dec. 1, 1980

PLAYERS IN DOUBLE-FIGURE POINTS

Total	Opponent	Date
8	Texas Wesleyan	Dec. 7, 1981
7	Austin College	Jan. 30, 2007
7	at Sam Houston State	Dec. 28, 1998
7	Wayland Baptist	Dec. 1, 1971
6, 25x	Last Time: Akron	Mar. 20, 2017

PLAYERS WITH DOUBLE-FIGURE REBOUNDS

Total	Opponent	Date
4	Huston-Tillotson	Nov. 29, 1990
4	at West Texas A&M	Feb. 2, 1970
3	Arkansas State	Jan. 21, 2016
3	at Texas Wesleyan	Dec. 11, 1980
3	Adams State	Dec. 19, 1974
3	Lamar	Feb. 26, 1972
3	Arkansas State	March 2, 1970
3	Lamar	Feb. 14, 1967
3	at Trinity	Feb. 23, 1965
3	Texas Wesleyan	Dec. 3, 1964
2, 78x	Last: Northern Iowa	Nov. 10, 2018

PLAYERS WITH 20+ POINTS

Total	Opponent	Date
5	Huston-Tillotson	Nov. 29, 1990
4	North Texas	Feb. 25, 1991
4	University of Dallas	Dec. 8, 1990
3	at Sam Houston State	Jan. 28, 1998
3	at Sam Houston State	Feb. 20, 1993
3	North Texas	Feb. 15, 1992
3	at Sam Houston State	Jan. 9, 1992
3	Nicholls	Dec. 3, 1990
3	SE Louisiana	Dec. 1, 1990
3	at ULM	Mar. 4, 1989
3	Oklahoma State	Jan. 14, 1984
3	vs. Northeastern	Jan. 9, 1981
3	at Centenary	Jan. 5, 1981
3	McNeese State	Jan. 28, 1980
3	Texas A&M Kingsville	Feb. 7, 1976
3	Lamar	Feb. 14, 1967



SINGLE-GAME TEAM PROGRAM RECORDS

FEWEST POINTS

Total (Score)	Opponent	Date
1. 31 (31-36)	at SMU	Dec. 16, 1989
2. 35 (35-50)	Denver	Dec. 31, 2012
3. 41 (41-57)	at SE Louisiana	Jan. 8, 2005
4. 42 (42-41)	SE Louisiana	Nov. 30, 1983
5. 43 (43-51)	ULM	Feb. 27, 1997
43 (43-64)	East Texas Baptist	Dec. 6, 1962
43 (43-42)	vs. Oklahoma Baptist	Dec. 29, 1961
8. 44 (44-92)	at Kentucky	Nov. 25, 2014
44 (44-71)	at Stephen F. Austin	Jan. 24, 2004
44 (44-61)	Seattle	Jan. 17, 2013
44 (44-69)	at Oklahoma State	Dec. 19, 2013
12. 45 (45-65)	at Missouri	Dec. 4, 2018
45 (45-76)	at Texas	Nov. 7, 2002
45 (45-66)	at Texas State	Jan. 9, 1998

In a Win

42 (42-41)	SE Louisiana	Nov. 30, 1983
------------	--------------	---------------

In Conference Play

35 (35-50)	Denver (Western Athletic Conference)	Dec. 31, 2012
------------	--------------------------------------	---------------

vs. Non-Conference Opponent

31 (31-36)	at SMU	Dec. 16, 1989
------------	--------	---------------

FEWEST POINTS AT HOME

Total (Score)	Opponent	Date
1. 42 (42-41)	SE Louisiana	Nov. 30, 1983
2. 43 (43-51)	ULM	Feb. 27, 1997
43 (43-64)	East Texas Baptist	Dec. 6, 1962
4. 44 (44-61)	Seattle	Jan. 17, 2013
5. 46 (46-64)	Boise State	Jan. 2, 2013
46 (46-64)	Oklahoma Baptist	Dec. 5, 1961
7. 47 (47-55)	UT Pan American	Dec. 21, 1959
8. 48 (48-52)	ULM	Feb. 29, 1992
48 (48-49)	McNeese State	Feb. 12, 1983

FEWEST POINTS ON THE ROAD

Total (Score)	Opponent	Date
1. 31 (31-36)	SMU	Dec. 16, 1989
2. 41 (41-57)	SE Louisiana	Jan. 8, 2005
3. 44 (44-69)	Oklahoma State	Dec. 19, 2012
44 (44-71)	Stephen F. Austin	Jan. 24, 2004
5. 45 (45-65)	Missouri	Dec. 4, 2018
45 (45-76)	Texas	Nov. 7, 2002
45 (45-66)	Texas State	Jan. 9, 1998
8. 47 (47-67)	#14 Oregon	Nov. 17, 2019
9. 48 (48-66)	Nicholls	Jan. 8, 2011
10. 49 (49-76)	SE Missouri State	Jan. 7, 1985
49 (49-81)	Memphis	Dec. 4, 1968
12. 50 (50-57)	Appalachian State	Feb. 6, 2020
50 (50-47)	Texas State	Feb. 27, 2003
50 (50-106)	Creighton	Nov. 17, 2002
50 (50-70)	Hardin-Simmons	Jan. 9, 1975
50 (50-65)	ULM	Mar. 6, 1990
50 (50-64)	Sam Houston State	Dec. 11, 1959

FEWEST POINTS AT A NEUTRAL SITE

Total (Score)	Opponent	Date
43 (43-42)	Oklahoma Baptist	Dec. 29, 1961
49 (49-61)	UNC Greensboro	Nov. 15, 2005
49 (49-68)	Trinity	Dec. 29, 1960
50 (50-81)	McNeese State	March 5, 1997

SMALLEST COMBINED SCORE

Total (Score)	Opponent	Date
1. 67 (31-36)	at SMU	Dec. 16, 1989
2. 83 (42-41)	SE Louisiana	Nov. 30, 1983
3. 85 (35-50)	Denver	Dec. 31, 2012
85 (43-42)	vs. Oklahoma Baptist	Dec. 29, 1961
5. 94 (43-51)	ULM	Feb. 27, 1997
6. 97 (48-49)	McNeese State	Feb. 12, 1983
7. 98 (41-57)	at SE Louisiana	Jan. 8, 2005
8. 100 (48-52)	ULM	Feb. 29, 1992
9. 102 (47-55)	UT Pan American	Dec. 21, 1959
10. 104 (56-48)	at Texas State	Jan. 18, 2014
11. 107 (50-57)	at Appalachian State	Feb. 6, 2020
107 (43-64)	East Texas Baptist	Dec. 6, 1962
13. 108 (52-56)	at Little Rock	Feb. 14, 2019
14. 109 (54-55)	Troy	Jan. 31, 2015
15. 110 (45-65)	at Missouri	Dec. 4, 2018
110 (49-61)	vs. UNC Greensboro	Nov. 15, 2005
110 (46-64)	Oklahoma Baptist	Dec. 5, 1961

FEWEST POINTS IN A HALF

Total (Half)	Opponent	Date
1. 8 (2nd)	at SMU	Dec. 16, 1989
2. 12 (1st)	at Kentucky	Nov. 25, 2014
3. 14 (1st)	Little Rock	Jan. 23, 2016
4. 15 (1st)	at Toledo	Dec. 29, 1989
5. 17 (1st)	Denver	Dec. 31, 2012
17 (1st)	at Oklahoma State	Dec. 17, 2012
17 (1st)	at Nicholls	Jan. 8, 2011
17 (1st)	at Stephen F. Austin	Jan. 27, 2007
17 (1st)	at New Mexico	Dec. 29, 2005
17 (1st)	vs. UNC Greensboro	Nov. 15, 2005
17 (1st)	at ULM	Jan. 23, 1997
17 (1st)	at Texas A&M Commerce	Dec. 10, 1962
13. 18 (1st)	Boise State	Jan. 2, 2013
18 (2nd)	Denver	Dec. 31, 2012
18 (1st)	New Mexico	Jan. 3, 2005
18 (1st)	at SE Louisiana	Nov. 30, 1983

FEWEST FIELD GOALS MADE

Total	Opponent	Date
1. 12	at SMU	Dec. 16, 1989
2. 13	at SE Louisiana	Jan. 8, 2005
13	at Stephen F. Austin	Jan. 24, 2004
13	Denver	Dec. 31, 2012
5. 14	vs. UNC Greensboro	Nov. 15, 2005
14	at Memphis	Dec. 4, 1968
7. 15	at #14 Oregon	Nov. 17, 2019
15	at Stephen F. Austin	Feb. 24, 2005
15	at TCU	Nov. 22, 2003
15	Arkansas State	Jan. 6, 1968

FEWEST FIELD GOALS ATTEMPTED

Total	Opponent	Date
1. 29	at Nicholls	Jan. 8, 2011
2. 31	Arkansas State	Jan. 6, 1968
3. 33	Midwestern State	Dec. 20, 1967
4. 35	at Houston Baptist	Jan. 18, 1982

LOWEST FIELD GOAL % (Min. 50 Attempts)

Pct. (FG-A)	Opponent	Date
1. .234 (15-64)	at #14 Oregon	Nov. 17, 2019
2. .235 (12-51)	at Texas State	Jan. 9, 1999
3. .255 (14-55)	vs. UNC Greensboro	Nov. 15, 2005
4. .257 (18-70)	Montana	Dec. 28, 1996
5. .258 (16-62)	Seattle	Jan. 17, 2013
6. .268 (19-71)	at Gonzaga	Dec. 18, 2018
7. .270 (17-63)	at Kentucky	Nov. 25, 2014
8. .274 (17-62)	Sam Houston State	Jan. 11, 1990
9. .279 (17-61)	vs. McNeese State	Mar. 5, 1997
10. .282 (20-71)	at Oklahoma	Jan. 25, 1969

FEWEST FREE THROWS MADE

Total	Opponent	Date
1. 0	at Hardin-Simmons	Jan. 9, 1975
2. 1	at Oklahoma State	Dec. 19, 2012
1	at Centenary	Feb. 5, 1973
1	vs. Georgia Southern	Dec. 29, 1972
5. 2, 12x	Last vs. Harvard	Dec. 28, 1998

FEWEST FREE THROW ATTEMPTS

Total	Opponent	Date
1. 1	at Hardin-Simmons	Jan. 9, 1975
2. 2	McNeese State	Feb. 28, 1977
2	at Centenary	Feb. 5, 1973
4. 4, 9x	Last at Stony Brook	Dec. 23, 2000

LOWEST FREE THROW % (Min. 10 Attempts)

Pct. (FT-A)	Opponent	Date
1. .182 (2-11)	vs. Alabama State	Dec. 22, 1995
2. .285 (4-14)	at Lamar	Mar. 5, 1985
3. .357 (5-14)	ULM	Jan. 16, 1999
.357 (5-14)	at Louisiana Tech	Feb. 9, 1981
5. .360 (9-25)	Northwestern State	Feb. 15, 1990
6. .364 (4-11)	at Missouri	Dec. 4, 2018

FEWEST REBOUNDS

No.	Opponent	Date
1. 21	at Texas	Jan. 3, 2004
21	Sam Houston State	Mar. 2, 2000
21	vs. Valparaiso	Jan. 10, 1981
4. 22	at Nicholls	Jan. 8, 2011
22	at Stephen F. Austin	Jan. 27, 2007
22	at ULM	Feb. 5, 2004
22	at Samford	Nov. 27, 1999
22	Louisiana Tech	Feb. 26, 1981
9. 23, 4x	Last vs. Miami	Nov. 13, 2005



ALL-TIME PROGRAM OVERTIME GAMES

Date	Opponent	W/L	Score	Date	Opponent	W/L	Score	Date	Opponent	W/L	Score
02-04-64	Arkansas State	L	76-82	02-10-83	at North Texas	L	98-105	03-07-03	ULM	W	** 85-84
02-16-65	Arkansas State	L	** 99-100	12-05-83	Missouri State	W	63-58	01-22-05	ULM	W	80-76
01-04-66	at Austin College	W	70-63	02-02-84	ULM	L	71-74	12-17-05	at San Diego	W	94-91
01-08-66	Lamar	L	** 91-93	02-09-85	ULM	W	75-74	03-07-06	at Sam Houston State#	L	** 84-86
02-14-67	Lamar	W	*** 138-135	11-29-85	Tarleton State	W	81-79	11-18-06	at TCU	L	** 89-97
01-20-68	at Texas Tech	L	83-93	01-03-86	at Florida Southern	L	79-81	01-11-07	at Nicholls	L	81-83
01-30-68	at Texas Wesleyan	W	113-109	01-21-86	at Hardin-Simmons	L	75-79	12-17-07	at TCU	L	74-77
02-02-70	West Texas A&M	W	88-84	02-21-87	at U.S. International	L	89-94	01-10-08	at Central Arkansas	L	68-70
12-11-71	Hardin-Simmons	W	**** 118-117	01-18-88	UTSA	L	72-79	01-17-09	at UTSA	W	** 100-97
01-10-72	at Butler	W	87-82	01-30-88	at Texas State	L	73-75	11-18-09	North Texas	L	** 99-101
02-26-72	Lamar	W	96-92	02-23-88	Hardin-Simmons	L	87-88	01-05-10	Utah Valley	W	90-85
12-23-72	Hardin-Simmons	W	81-76	12-30-89	vs. UNC Wilmington	L	64-66	02-03-10	Texas A&M-Corpus Christi	W	71-66
01-18-73	Centenary	W	74-72	12-11-92	vs. Gonzaga	W	** 95-87	02-16-11	Stephen F. Austin	W	66-65
02-15-73	West Texas A&M	W	** 87-85	12-11-93	TAMU-Commerce	W	** 100-97	02-19-11	at Southeastern Louisiana	W	68-66
01-11-75	at E. New Mexico	L	69-70	12-29-93	at Chaminade	L	91-92	02-26-11	at Northwestern State	L	71-78
01-10-76	at Denver	W	99-97	11-29-95	Grambling State	L	82-86	12-17-11	at Tulsa	L	75-80
01-12-77	North Texas	L	101-105	01-15-97	Texas State	W	66-63	12-21-13	CSU Bakersfield	W	79-75
02-21-77	Louisiana Tech	W	92-90	01-30-97	McNeese State	W	69-67	01-09-14	ULM	W	83-79
12-09-77	at Pepperdine	L	88-89	02-13-97	Sam Houston State	L	75-78	02-01-14	at Georgia State	L	91-101
02-04-78	Louisiana Tech	L	** 77-79	12-28-98	at Sam Houston State	W	*** 124-123	03-06-14	at Troy	W	** 87-86
01-12-80	North Texas	W	** 99-97	02-06-99	Stephen F. Austin	W	** 85-83	12-01-15	at Texas	L	73-80
01-28-80	McNeese State	L	** 97-98	11-22-99	at Arkansas	L	95-102	01-16-16	at South Alabama	L	85-88
02-11-80	at Louisiana	L	79-86	03-08-00	Northwestern State#	L	83-88	02-18-16	Louisiana	W	84-83
02-13-80	at McNeese State	W	71-69	01-27-01	Sam Houston State	W	94-86	02-10-18	Texas State	W	70-68
12-18-80	Centenary	W	81-78	02-10-01	UTSA	W	86-77	12-21-18	at Cal Poly	W	75-70
01-31-81	Lamar	L	84-89	03-07-01	at Sam Houston State#	L	** 98-103	2-2-19	at rv Texas State	W	** 84-77
02-20-82	at Arkansas State	W	60-58	12-20-01	at SE Louisiana	W	69-60	2-23-19	ULM	W	** 91-86
01-13-83	Texas Southern	L	** 102-104	01-02-02	Oral Roberts	W	83-77				

* Indicates how many overtimes if more than one
Southland Conference Tournament

PROGRAM MILESTONE VICTORIES

Win 1 – UT Arlington 70, East Central Okla. 57 – 11/24/59

In their first game at the NCAA level, the Mavericks got 27 points from Ed Russell to defeat the Tigers.

Win 50 – UT Arlington 82, Bishop College 78 – 12/30/65

The Mavericks defeated Bishop College in the third-place game of the Cotton Bowl Classic.

Win 100 – UT Arlington 95, South Dakota State 81 – 12/6/71

Mark Burden scored 21 points and pulled down a then-record 17 rebounds. The win propelled UT Arlington to its most-ever victories in the SLC.

Win 150 – UT Arlington 81, Houston Baptist 69 – 12/7/77

The victory ended the longest losing streak in UT Arlington history at 21 games.

Win 200 – UT Arlington 93, Louisiana 83 – 2/21/81

Arguably the best Maverick squad ever, UT Arlington defeats a tough Ragin' Cajun side that propels the team to its first appearance in the NIT.

Win 250 – UT Arlington 74, San Francisco 65 – 12/21/85

UT Arlington defeats the Dons in the consolation game of the Albertsons Classic in Boise, Idaho.

Win 300 – UT Arlington 108, at Nicholls 84 – 1/2/91

Leonard Wilson scores 31 points and UT Arlington all-time leading scorer Willie Brand adds 22. The victory starts an eight-game winning streak for the Mavericks.

Win 350 – UT Arlington 70, North Texas 68 – 1/15/94

Trailing by three points at halftime, the Mavericks rally to defeat the Mean Green. The victory snaps a six-game losing streak.

Win 400 – UT Arlington 87, at Air Force 78 – 12/19/98

The Mavericks scored 52 points in the second half to erase a halftime deficit in Colorado Springs, Colo.

Win 450 – UT Arlington 81, Texas Wesleyan 65 – 11/30/02

The victory is UT Arlington's ninth straight versus the crosstown-rival Rams.

Win 500 – UT Arlington 87, UT Tyler 72 – 12/22/05

Brady Dawkins registers 15 points and seven assists in the victory over the Patriots.

Win 550 – UT Arlington 75, Utah Valley 64 - 1/3/2009

The Mavs end a five-game skid against Utah Valley behind 17 points from Ryan Toolson

Win 600 – UT Arlington 91, Lamar 82 - 1/14/2012

UTA wins its seventh in a row, on the way to a 16-game winning streak and 15-1 SLC record.

Win 650 – UT Arlington 87, Houston Baptist 69 - 12/22/2014

Jamel Outler drained seven 3-point field goals to help the Mavs move to 3-1 on the season with a homecoming victory.

Win 700 – UT Arlington 89, South Alabama 83 - 1/16/2017

The Mavs used a 16-point second half run then held off the Jaguars in Mobile, Ala.

Win 750 – UT Arlington 67, Georgia Southern 58 - 3/16/2019

UTA closed the Sun Belt Tournament semifinal matchup on a 10-0 run after Georgia Southern took a 58-57 lead with 5 minutes remaining in regulation and advanced to the Sun Belt Tournament Final for the second-straight year.



BRIAN WARREN

5-9 | 170 | SR | G
Indianapolis, Ind.



SAM GRIFFIN

6-3 | 175 | FR | G
Miami, Fla.



JORDAN PHILLIPS

6-7 | 215 | SO | F
Fort Worth, Texas



AYOUB NOUHI

A-ube NEW-he
6-6 | 205 | SO | G/F
Brussels, Belgium



DAVID AZORE

AYE-zore
6-4 | 205 | R-SO | G
Houston, Texas



RADSHAD DAVIS

ruh-SHAUHD
6-2 | 205 | SR | F
Nassau, Bahamas



HUNTER LAVELLE

luh-VELLE
6-1 | 165 | FR | G
Argyle, Texas



JABARI NARCIS

NAHR-sis
6-9 | 240 | SR | F
Chaguanas, Trinidad and Tobago



DAVIS STEELMAN

6-3 | 185 | JR | G
Bedford, Texas



NICOLAS ELAME

uh-LALM-eh
6-3 | 185 | FR | G
Paris, France



TRE JONES

6-5 | 195 | FR | F
Arlington, Texas



TIANDRE JACKSON-YOUNG

TEE-andre
6-4 | 200 | SR | F
Marshall, Texas



PATRICK MWAMBA

mm-WAMBA
6-6 | 196 | SO | F
Bukavu, Congo



MCKADE MARQUIS

MAR-quisse
6-0 | 195 | R-FR | G
Whitehouse, Texas



COLEMAN SPARLING

6-7 | 215 | R-JR | F
Ellensburg, Wash.



GRAYSON CARTER

6-9 | 225 | SO | F
Dallas, Texas



CHRIS OGDEN

HEAD COACH



GREG YOUNG

ASSOCIATE HEAD COACH



RILEY DAVIS

ASSISTANT COACH



ROYCE JOHNSON

ASSISTANT COACH



PARKER EIDSON

DIRECTOR OF
OPERATIONS



MATT MCGANN

VIDEO COORDINATOR



DOMINICK WALKER

STRENGTH &
CONDITIONING COACH



CHRIS MARRS

ATHLETIC TRAINER



DERRICK OBASOHAN

PLAYER DEVELOPMENT
COORDINATOR



MATT WINSBERG

ANALYTICS
COORDINATOR



PETER CLARK

OPERATIONS
COORDINATOR