

UT ARLINGTON MAVERICKS

2019-20 MEN'S BASKETBALL INFOGRAPHIC GAME NOTES

NCAA: 2008 | NIT: 1981, 2012, 2017 | CIT: 2013, 2016

Associate AD for Communications: Jason MacBain | Cell: 315.750.0236 | Email: jason.macbain@uta.edu | Twitter: @JaBain

SCHEDULE / RESULTS

NOVEMBER (4-4)

5 UT DALLAS (ESPN+) W, 84-50

9 TULSA (ESPN+) W, 73-59

NCAA 12 Nevada (MOUNTAIN WEST NETWORK) L, 80-73

NCAA 17 #14 Oregon¹ (PAC-12 NETWORK) L, 67-47

NCAA 19 #8 Gonzaga¹ (ROOT) L, 72-66

24 ARKANSAS TECH (ESPN+) W, 85-68

NIT 27 vs. Furman¹ L, 58-57

28 Elon¹ (FLOSPORTS) W, 77-67

DECEMBER (0-5)

2 NORTH TEXAS (ESPN+) L, 77-66

7 UC SANTA BARBARA (ESPN+) L, 72-68

NCAA 11 Houston (ESPN3) L, 71-63

NCAA 19 Georgia State* (ESPN+) L, 83-77

21 Georgia Southern* (ESPN+) L, 77-74

JANUARY (1-0)

2 Arkansas State* (ESPN+) W, 73-52

4 Little Rock* (ESPN+) 2 PM

6 SOUTH ALABAMA* (ESPN+) 7 PM

9 APPALACHIAN STATE* (ESPN+) 7 PM

CBI 11 COASTAL CAROLINA* (ESPN+) 2 PM

16 Louisiana* (ESPN+) 7 PM

CIT 18 ULM* (ESPN+) 2 PM

CIT 25 Texas State* (ESPN+) 4 PM

30 LOUISIANA* (ESPN+) 7 PM

FEBRUARY (0-0)

CIT 1 ULM* (ESPN+) 2 PM

6 Appalachian State* (ESPN+) 6 PM

CBI 8 Coastal Carolina* (ESPN+) 1 PM

13 ARKANSAS STATE* (ESPN+) 7 PM

15 LITTLE ROCK* (ESPN+) 2 PM

NCAA 20 GEORGIA STATE* (ESPN+) 7 PM

22 GEORGIA SOUTHERN* (ESPN+) 2 PM

CIT 28 TEXAS STATE* (ESPN2) 8 PM

MARCH (0-0)

3 Troy* (ESPN+) 6 PM

7 Sun Belt Tournament First Round¹ TBA

9 Sun Belt Tournament Second Round² TBA

11 Sun Belt Tournament Quarterfinals³ TBA

14 Sun Belt Tournament Semifinals⁵ (ESPN+) TBA

15 Sun Belt Tournament Final⁵ (ESPN2) 1 PM

HOME GAME | All Times Central | ¹Battle 4 Atlantis (Mainland)

²Sun Belt Conference Game

¹Campus Sites (#10 @ #7; #9 @ #8; #1-6 Receive Bys)

²Campus Sites (W @ #5; W @ #6; #1-4 Receive Bys)

³Campus Sites (W @ #3; W @ #4; #1-2 Receive Bys)

⁵New Orleans (Smoothie King Center)



@UTAMavsMBB
5-9, 1-2 SBC

UT ARLINGTON @ LITTLE ROCK

Little Rock, AR | Jack Stephens Center (5,600)

Video: ESPN+ | ESPN App

Radio: KTNO 620 AM | TuneIn App | Josh Sours

Live Statistics: UTStats.com

Series History: UTA Leads, 6-5

#MavUp | #SunBeltMBB



@LittleRockMBB
9-5, 3-0 SBC

UTA HAS PLAYED THE 15TH-HARDEST SCHEDULE IN THE NATION (KENPOM)

This is the second-straight season UTA started 4-9 overall and 0-2 in Sun Belt Conference play. Last year, the Mavericks responded by winning five in a row in the league before finishing at 12-6 and in 2nd place.

STRENGTH IN NUMBERS

UTA's strength so far this season has been its depth as the Mavs have already had eight different leading scorers in their 14 games – the most of any team in the nation.

In another testament to the depth, UTA has already had four different players record double-doubles this year (Jabari Narcis (3x), David Azore (2x), Brian Warren and Radshad Davis). That's the second-most in the Sun Belt (Appalachian State, 5) and believed to be among the nation's leaders.

Junior walk-on Davis Steelman scored a game-high 14 points on 6-7 shooting in 25 minutes in Thursday's win at Arkansas State. Steelman had not scored a single point all season coming into the game. In five games previously he had played 16 minutes and gone 0-2 from the floor.

HALF BREAKDOWN

UTA has made significant statistical improvements since getting into conference action. Below are three key averages from the non-conference schedule and so far through three Sun Belt games:

Points Per Game: 69 --> 74.7

Field Goal Percentage: 40.2 --> 45.6

Field Goal Percentage Defense: 40.3 --> 36.6

PROBABLE STARTERS

0

BRIAN WARREN (G)

Sr. | 5-9 | 170 | Indianapolis, IN
13.7 PPG | 2.9 RPG | 3.9 APG

9 Assists @ Arkansas State, 2nd-Most This Year



2

JORDAN PHILLIPS (F)

So. | 6-7 | 215 | Fort Worth, Texas
6.9 PPG | 3.4 RPG | 0.9 APG

6 Points, 4 Rebounds, 3 Assists @ Arkansas State



3

AYOUB NOUHI (G)

So. | 6-6 | 205 | Brussels, Belgium
2.9 PPG | 1.9 RPG | 1.0 APG

First Start At Arkansas State Since Dec. 7 (UCSB)



4

DAVID AZORE (G)

R-So. | 6-4 | 205 | Houston, Texas
14.9 PPG | 5.5 RPG | 3.8 APG

Leads UTA In FG% (47.3), 3PT% (48.7) & FT% (84.8)



13

JABARI NARCIS (F)

Sr. | 6-9 | 240 | Chaguanas, Trinidad
8.2 PPG | 7.1 RPG | 1.3 BPG

Leads UTA In 3-Pointers (22), Rebounds & Blocks



1) Seven of UTA's nine losses this year have been by eight points or less, and five of those have come away from home against NET Quad 1 or Quad 2 opponents (more info page 3).

2) UTA issued 27 assists on 31 made field goals (87 percent) at Arkansas State. Those are the most assists since matching that total in a 105-89 win in the 2017 NIT at BYU.

3) All five of UTA's wins have come when the Mavs have led at the half, out-rebounded their opponent, shot 40+ percent from the floor and scored 70 or more points.

4) UTA leads the Sun Belt in assist-to-turnover ratio (1.2) and ranks 2nd in the league in assists per game (14.7) and free-throw percentage (74.1).

5) So far in three Sun Belt games, UTA (16) and Little Rock (15.7) rank 1st and 2nd in the league in assists per game.

Please refer to the University of Texas at Arlington as **UT Arlington**. UTA is acceptable on second reference. Using Texas-Arlington, UT-Arlington or any other form is incorrect.

ABOUT THE UT ARLINGTON MAVERICKS

GENERAL INFORMATION

Location..... Arlington, Texas
Global Enrollment..... 61,000 (Global) 43,000 (Campus)
Founded..... 1895
Nickname..... Mavericks
Home Court..... College Park Center
Capacity..... 7,000
President..... Dr. Vistasp Karbhari
Director of Athletics..... Jim Baker

COACHING STAFF

Head Coach..... Chris Ogden (Texas '04 / 2ND Year)
Record At UTA..... 22-25
Career Record..... Same
Associate Head Coach..... Greg Young (Howard Payne '86 / 11TH Year)
Assistant Coach..... Riley Davis (Texas '11 / 2ND Year)
Assistant Coach..... Royce 'Snoop' Johnson (Thomas Edison '13 / 2ND Year)

SUPPORT STAFF

Director Of Operations..... Parker Eidson (Tennessee '16 / 2ND Year)
Video Coordinator..... Matt McGann (Oklahoma State '17 / 2ND Year)
Strength Coach..... Dominick Walker (McMurry '13 / 2ND Year)
Athletic Trainer..... Chris Marrs (Illinois College '14 / 2ND Year)
Player Development Coordinator..... Derrick Obasohan (UTA '04 / 1ST Year)
Analytics Coordinator..... Matthew Winsberg (LSU '17 / 1ST Year)
Operations Coordinator..... Peter Clark (Weber State '18 / 1ST Year)
Administrative Assistant..... Rachael Holmes (McMurry '13 / 2ND Year)

HISTORY

First Year of Basketball..... 1959-60
Total Years of Basketball..... 60
All-Time Record..... 755-943
Overall Record in College Park Center (2012-Present)..... 80-24

Years In Sun Belt Conference..... 6 (2013-Present)
All-Time Sun Belt Record..... 69-46 (.600)
Sun Belt Regular Season Championships..... 1 (2017)
Sun Belt Tournament Championships..... 0

Years In Western Athletic Conference..... 1 (2012-13)
All-Time WAC Record..... 11-7 (.611)
WAC Regular Season Championships..... 0

Years In Southland Conference..... 48 (1964-2012)
All-Time Southland Record..... 289-354 (.442)
Southland Regular Season Championships..... 2 (2004, 2012)
Southland Tournament Championships..... 1 (2008)

NCAA Tournament Appearances..... 1 (2008)
Record In The NCAA Tournament..... 0-1
NIT Appearances..... 3 (1981, 2012, 2017)
Record In The NIT..... 2-3
CIT Appearances..... 2 (2013, 2016)
Record In The CIT..... 1-2

2018-19 REVIEW

Overall Record..... 17-16
Sun Belt Record..... 12-6
Sun Belt Finish..... T-2ND
Sun Belt Tournament Finish..... Finals (Second-Straight Year)
Home..... 9-5
Away..... 7-10
Neutral..... 1-1
Postseason..... None

ATHLETIC COMMUNICATIONS

Associate AD for Communications..... Jason MacBain
Cell / Office Phone..... 315.750.0236 / 817.272.2239
E-Mail..... jason.macbain@uta.edu
Overnight/Shipping Address..... 601 Spaniolo Drive
College Park Center, Ste. 1102-E, Arlington, TX 76019
Website..... UTAMavs.com
Twitter, Instagram & Facebook..... @UTAMavsMBB /UTAMavsMBB

ABOUT THE MATCHUP



SERIES HISTORY -- UTA Leads, 6-5

Date	Location	W/L	Score
11/18/07	Little Rock	W	68-58
1/4/14	Arlington	L	72-70
2/22/14	Little Rock	W	75-71
1/24/15	Little Rock	W	75-68
2/28/15	Arlington	W	82-73
1/23/16	Arlington	L	91-64
2/25/16	Little Rock	L	72-60
2/13/17	Arlington	W	71-55
1/11/18	Little Rock	L	77-65
1/19/19	Arlington	W	82-73
2/14/19	Little Rock	L	56-52

• Little Rock is tied with Georgia State and Georgia Southern atop the Sun Belt standings at 3-0. The Trojans have rallied from double-figure deficits in all three of their victories: ULM (10), Louisiana (14) and Texas State (15).

• Markquis Nowell leads the Sun Belt in scoring at 18.9 per game. Ruot Monyong is nearly averaging a double-double for the season (11.4 points, 9.4 rebounds), and is averaging a double-double in league play (14 points, league-best 10.7 rebounds). He has six double-doubles on the year – the most in the conference. In Sun Belt games, Kamani Johnson is shooting a league-best 78.9 percent from the floor. Nowell and David Azore have the top-two scoring games of all Sun Belt players this season: Nowell 33 at ULM, Azore 33 at Georgia Southern.

LOOKED DOWN ON #8 GONZAGA

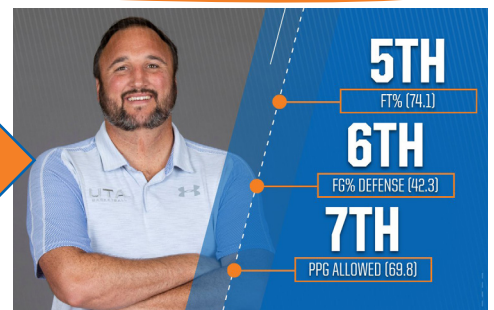
UTA led for 16 minutes and made #8 Gonzaga fight until the final buzzer on Nov. 19 in a six-point Bulldogs win, 72-66.

Gonzaga's fewest points in a home non-conference game since Dec. 10, 2016 (61 vs. Akron as part of a 61-43 win).



2018-19 SINGLE-SEASON RECORDS

In Chris Ogden's first season at the helm of the Mavericks in 2018-19, UTA secured several top-10 all-time single-season program marks.



SCHEDULE STRENGTH

In the most recent NET rankings (NCAA's second-year replacement RPI), UTA is ranked #114 – a jump of nearly 50 spots prior to their road blowout at Arkansas State. Despite sitting at just 3-9 versus D-I competition, **UTA's #114 NET is a higher ranking than 61 teams with winning records.**

All but one of UTA's 12 D-I opponents so far this year reside in the NET Quad 1, Quad 2 or Quad 3:

Quad 1: @ Gonzaga (8), @ Oregon (15), @ Houston (49)

Quad 2: vs. Furman (93), @ Nevada (94), @ Georgia State (101)

Quad 3: North Texas (111), Tulsa (118), UC Santa Barbara (153), @ Georgia Southern (176), @ Arkansas State (192)

Quad 4: @ Elon (328)

UTA is the 3rd-highest ranked Sun Belt team in the NET: Georgia State (#101), Appalachian State (#112). Little Rock is #150.

Additionally, of UTA's nine non-conference games against D-I competition, here's the full breakdown (2018-19 postseason):



SUN BELT PRESEASON POLL & TEAMS

2019-20 SUN BELT PRESEASON POLL

RANK	SCHOOL	POINTS (1ST VOTES)
1	SOUTH ALABAMA	138 (8)
2	UT ARLINGTON	124 (2)
3	GEORGIA SOUTHERN	121 (1)
4	TEXAS STATE	110 (1)
5	LOUISIANA	92
6	GEORGIA STATE	76
7	COASTAL CAROLINA	75
8	ULM	72
9	APPALACHIAN STATE	40
10	ARKANSAS STATE	33
11	LITTLE ROCK	32
12	TROY	22

UTA was picked to finish 2nd-to-last (11th place) in the 2018-19 preseason poll, but finished in a tie for 2nd with a 12-6 Sun Belt record (full standings: page 27). **That nine-spot improvement from preseason to final regular-season finish was tied for the best in the nation along with Siena.**

After being named to the Sun Belt Third Team and Sun Belt All-Tournament Team in his initial season as a Maverick, senior **Brian Warren** has landed on the Preseason All-Sun Belt First Team. He led UTA in scoring (15.4), assists (3.6), steals (1.2) and minutes (29.8) last year.

FIRST TEAM PICK



Preseason All-Sun Belt First Team

Quan Jackson, Georgia Southern
Josh Ajayi, South Alabama
Brian Warren, UT Arlington
Trhae Mitchell, South Alabama
Nijal Pearson, Texas State

AMONG THE SUN BELT CONFERENCE'S BEST

Over the last five seasons, UTA has the 2nd-best average RPI/NET among all Sun Belt teams:

Team	2014-15	2015-16	2016-17	2017-18	2018-19	Average
1) Georgia State	54	177	106	116	126	116
2) UT Arlington	180	107	40	112	160	120
3) Louisiana	123	145	114	65	194	128
4) Georgia Southern	111	244	144	143	128	154
5) ULM	125	104	294	224	145	178
6) Coastal Carolina			174	251	153	193 *
7) Texas State	233	241	172	247	139	206
8) Little Rock	276	42	241	308	237	221
9) Troy	312	295	150	197	259	243
10) Arkansas State	278	284	113	295	252	244
11) South Alabama	271	240	229	271	236	249
12) Appalachian State	243	262	295	250	215	253
Sun Belt Rank (Out Of 32)	19	17	13	20	17	17.2

* Based On Three-Year Sun Belt Membership

2014-18 RPI Formula Was Utilized

2018-19 NET Formula Was Utilized





AMONG THE STATES BEST

1) Houston	113	36		
2) Texas Tech	104	47		
3) Stephen F. Austin	100	46		
4) Baylor	98	50		
5) SMU	97	45		
6) UT ARLINGTON	94	58		
7) Sam Houston State	91	60		
8) TCU	88	65		
9) Texas A&M	86	60		
10) Texas Southern	84	71		
11) Texas State	83	65		
12) Texas	81	68		
			13) Texas A&M-CC	79 65
			14) Lamar	77 67
			15) Abilene Christian	76 63
			16) North Texas	67 80
			17) Rice	63 81
			18) Prairie View A&M	62 84
			UTEP	62 76
			UTSA	62 84
			21) UTRGV	57 89
			22) Houston Baptist	53 83
			23) Incarnate Word	45 85

* Records Entering Games On Jan. 3 *

Over the last 4+ seasons (2015-16, 2016-17, 2017-18, 2018-19 and 2019-20), UTA owns the 6th-most wins of the 23 Division-I schools in the state of Texas.

FORMER OLYMPIAN ON STAFF

The UTA coaching staff has a familiar face on it this season as **2004 alumnus Derrick Obasohan is in his first year as a Player Development Coordinator.**

A former UTA standout, professional player and Olympian, Obasohan scored 1,308 career points for the Mavericks from 2000-04 – which still ranks as the 7th-most in program history. Obasohan begins his coaching career after playing 14 years professionally in France, Spain and Turkey.

A former Olympian, **Obasohan was the starting shooting guard for Nigeria at the 2012 London Games.** He averaged 10.6 points and 3.2 rebounds over five Olympic contests, including a personal high of 18 points in the final Group A Preliminary Round matchup against France.

In 2001, Obasohan became first player in program history to be named the Southland Conference Freshman of the Year after averaging 8.8 points and 3.9 rebounds per game. He also garnered Southland Conference honors as a junior and senior.



DECADE OF SUCCESS

UTA's first season of basketball took place in 1959-60, and since that opening year the Mavs have improved significantly in each of their six decades. Below are the average amount of wins each decade:

DECADE	AVG. WINS
60s →	8.4
70s →	9.2
80s →	11.1
90s →	13.0
00s →	15.1
10s →	19.5

The Mavs need at least 24 victories this year to average 20 wins per season this decade – by far the most in program history. UTA has posted seven 20-win seasons in its 60-year history, but five of those have come since 2007-08:

Year	Record	Postseason
2016-17	27-9	NIT
2015-16	24-11	CIT
2011-12	24-9	NIT
2017-18	21-13	----
2007-08	21-12	NCAA
1990-91	20-9	----
1980-81	20-8	NIT

Other Former Olympians Currently On A D-I Men's Basketball Staff:

Georgetown: Patrick Ewing | Head Coach
United States, 1984 (Los Angeles) & 1992 (Barcelona)

Memphis: Penny Hardaway | Head Coach
United States, 1996 (Atlanta)

Wake Forest: Danny Manning | Head Coach
United States, 1988 (Seoul)

Nevada: Steve Alford | Head Coach
United States, 1984 (Los Angeles)

Virginia: Kirk Penney | Director of Player Development
New Zealand, 2000 (Sydney) & 2004 (Athens)

Monmouth: JR Reid | Assistant Coach
United States, 1988 (Seoul)

KEY RULE CHANGES

Among a plethora of major rule changes for men's college basketball in 2019-20 are the following noteworthy items:

- 1) Increase the 3-point line to FIBA distance: 22 feet and 1 ¾ inches.
- 2) Reset the shot clock to 20 seconds on an offensive rebound in the front court.
- 3) Permit the head coach to call live-ball timeouts during the last two minutes of a game.
- 4) Basket interference/goaltending can be reviewed in the last two minutes of a game.

QUALITY & QUANTITY

UTA has already had an incredible eight different leading scorers in a game this year. Below is a list of those players, their respective season highs and how many times they have led UTA in scoring:

David Azore ⁽²⁾	33
Brian Warren ⁽³⁾	28
Jabari Narcis ⁽³⁾	23
Sam Griffin ⁽²⁾	20
TiAndre Jackson-Young ⁽¹⁾	19
Jordan Phillips ⁽¹⁾	17
Radshad Davis ⁽¹⁾	14
Davis Steelman ⁽¹⁾	14



In his initial ranking earlier this summer, ESPN Bracketologist Joe Lunardi installed UTA as the Sun Belt favorites in 2019-20. Andy Katz from the NCAA also predicted UTA to make the NCAA Tournament.

MAHOMES & MARQUIS

Kansas City Chiefs Quarterback and 2018 NFL MVP Patrick Mahomes was UTA redshirt freshman McKade Marquis's 6th-grade basketball coach. Mahomes and Marquis are both from Whitehouse, Texas, and when Mahomes was in 11th grade at Whitehouse High School, he served as Marquis's 'Boomtown' team coach. Marquis and Mahomes' younger brother, Jackson, are best friends.



SCENIC SHOOTAROUND / WALK-THRU LOCATIONS

Under Chris Ogden, UTA has held gameday shootarounds/walk-thrus at several non-traditional locations:



Pismo Beach, CA || Dec. 21, 2018
UTA 75 Cal Poly 70 (OT)



Myrtle Beach, SC || Jan. 12, 2019
UTA 61 Coastal Carolina 58



New Orleans, LA || Mar. 17, 2019
UTA 64 Georgia State 73 (SBC FINAL)

HOTEL ROOFTOP



Reno, NV || Nov. 12, 2019
UTA 73 Nevada 80

CORNER OF ARLINGTON AVE

T.J. FORD APPEARANCE



Former National Player of the Year T.J. Ford attended UTA's season opener this year. Ford was teammates with Chris Ogden at Texas for the two years he was with the Longhorns in 2001-02 and 2002-03. Ford and Ogden helped lead Texas to the Final Four in 2003 for the first time since 1947.

FRIDAY NIGHT LIGHTS



For the first time in program history, UTA will have a regular season home game broadcast on national television as the Mavericks' 2019-20 home finale on Feb. 28 at the College Park Center against rival Texas State will be shown live on ESPN2.

GRAND'S ALL (MOSTLY) HERE

After having the least amount of returning points in the nation last year (3.2 percent; 87 of 2,640), UTA returns 67 percent (1,527 of 2,284) of its scoring this season. UTA returns all five starters from last season (same starting lineup for the final six games in 2018-19), and the Mavs have four of their top-5 scorers back as well.

RETURN OF THE VICTORY BELL



WIN - LOSS COMPARISON

UTA statistical averages in wins and losses so far this season:

Category	Losses	Wins
PPG	65.7	78.4
FG%	37.2	48.8
FG D%	42.8	33.6
APG	11.6	20.4

RE-TWEETS

1) Under Chris Ogden, UTA is 20-6 when scoring at least 68 points (5-4 this year).

2) Against Arkansas Tech, Brian Warren (15 points, 12 assists) and Jabari Narcis (23 points, 11 rebounds) each recorded double-doubles – the first time multiple double-doubles have happened in the same game in the Chris Ogden era.

3) Warren's 12 assists were the most by a Mav since Erick Neal dished out 13 against UT Dallas on Nov. 27, 2017.

4) UTA made 15 3-pointers (15-37) against UT Dallas, tying for the 3rd-most in a game in program history (all-time record: 17 vs. Bradley on Dec. 8, 2015). The Mavs also made 15 3s at South Alabama this past February.

5) The Mavs have had three games of 24+ assists already this year: 25 vs. UT Dallas, 24 vs. Arkansas Tech and 27 at Arkansas State.

6) UTA started 2-0 for the third-straight year; in each of the previous two seasons the Mavs have gone on to play in the Sun Belt Tournament Final.

7) For just the second time in program history, UTA held its first two opponents of a season both under 60 points. The only other time that had occurred was the 1987-88 season; it's never been done three-straight times to commence a year.



In 1965, the Victory Wagon – with a Victory Bell attached – made its debut at UTA thanks to **Phi Delta Theta**. After years of hibernation, the Victory Wagon has been refurbished this year, bringing back a university cornerstone symbol of spirit of fight.

Prior to each home game this year there will be an honorary bell ringer, and the 2019-20 season commenced with a loud ring with the return of **Doug Russell**. A 1969 UTA alumnus, Russell was a collegiate National Champion, and is also famously known for **winning the first-ever gold medal in the men's 100-meter butterfly at the 1968 Summer Olympics** – upsetting fellow American teammate and favorite Mark Spitz. Russell was inducted into the International Swimming Hall of Fame in 1985.

HOME DOMINANCE

- Since 2015-16, UTA has compiled an impressive 52-12 record in College Park Center.
- The Mavericks went 13-2 in 2015-16, 14-1 in 2016-17, 13-2 in 2017-18, 9-5 in 2018-19 and are 3-2 so far in 2019-20. **Included in that stretch was a 21-game regular-season winning streak.**
- The 14 victories in 2016-17 equaled a program record, set in 2007-08, for most home wins. The only loss was a four-point setback to CSU Bakersfield in the quarterfinals of the NIT.

Record	Season	Site
14-1	2016-17	College Park Center
14-3	2007-08	Texas Hall
13-2	2017-18	College Park Center
13-2	2015-16	College Park Center
12-1	2011-12	Texas Hall (8-1), CPC (4-0)
12-2	2003-04	Texas Hall

CPC ATTENDANCE HIGHS

1)	6,421	11/16/12	MBB vs. Oklahoma
2)	6,336	3/22/17	MBB vs. CSU Bakersfield (NIT)
3)	6,228	2/2/12	M/WBB vs. UTSA
4)	6,105	12/3/15	MBB vs. North Texas
5)	5,590	2/22/18	WBB vs. Georgia Southern
6)	5,390	3/20/17	MBB vs. Akron (NIT)
7)	5,272	2/11/12	MBB vs. Texas State
8)	5,011	2/9/17	WBB vs. Little Rock
9)	5,033	1/23/16	MBB vs. Little Rock
10)	4,837	3/2/13	MBB vs. Utah State



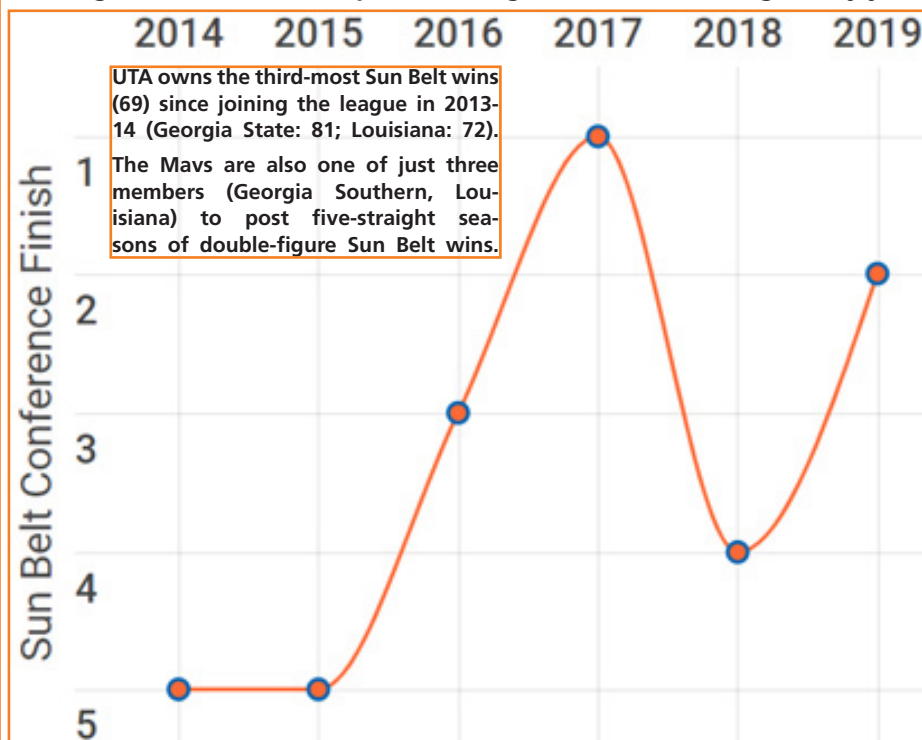
ABOUT THE CPC

The Mavericks have called the beautiful College Park Center home since the 7,000 all chair-back seat multi-purpose arena opened on Feb. 1, 2012. The \$78 million project broke ground on March 5, 2010 and opened less than two years later. The arena is part of a 20-acre section of campus known as the College Park District, which includes a residence hall, student apartments, a 4.62 acre park, restaurants and three parking garages. The arena features 4,055 lower bowl seats, in addition to a 2,800-square-foot hospitality suite. A distinctive feature is a center hung 4-sided Daktronics LED scoreboard with an additional end zone LED display, ribbon displays and scorer's table. The lower concourse contains sports medicine facilities, two full-sized practice courts, a 2,500-sq-ft weight room, a press center, an academic support study center and coaches' office suites. In addition to Mavericks basketball and volleyball events, the facility hosts a variety of concerts, speaking engagements and other events. The WNBA's Dallas Wings also call College Park Center home during their season.

#MavUp

SUN BELT SUCCESS

Since joining the Sun Belt for the 2013-14 season, UTA is the only team in the league to finish in the top-5 of the regular-season standings every year.



GLOBAL PRESENCE

UTA has players from five different foreign countries on the 2019-20 roster – a total which surpasses the amount of different states (four) represented.



NBA Academy

NBA Academies, a network of elite basketball training centers around the world, include educational development for top male and female prospects from outside the U.S. and mark the NBA's signature elite player development initiative. The initiative exposes elite prospects to NBA-level coaching, facilities and competition and provides a global framework for them to maximize their success.

MALE NBA ACADEMIES GRADUATES WHO ARE ATTENDING, OR HAVE COMMITTED TO, D-I SCHOOLS (12 TOTAL; 2 NBA AFRICA PRODUCTS):

- Oumar Ballo (NBA Latin America Academy; Mali; Gonzaga)
- Francisco Caffaro (NBA Global Academy; Argentina; Virginia)
- Hunter Clarke (NBA Global Academy; Australia; Montana)
- Alex Ducas (NBA Global Academy; Australia; St. Mary's)
- Francisco Farabello (NBA Academy Latin America; Argentina; TCU)
- Anyang Garang (NBA Global Academy; Uganda; Oklahoma)
- Timothy Igheofe (NBA Academy Africa; Nigeria; Georgetown)
- Hyunjung Lee (NBA Global Academy; South Korea; Davidson)
- Patrick Mwamba (NBA Academy Africa; Congo; UT Arlington)
- Jermaine Miranda Perez (NBA Academy Latin America; Puerto Rico; Hofstra)
- Jonathan Tchatchoua (NBA Global Academy; Cameroon; Baylor)
- Kurt-Curry Wegscheider (NBA Academy Africa; Central Africa Republic; New Mexico)



ADDITION BY SUBTRACTION?

UTA posted a -0.6 scoring margin last year, but still managed to secure a winning record at 17-16. It's the first time since 1999-00 that a UTA team has had a winning record (15-12) with a negative scoring margin (-2.1).



17-16 RECORD

Over the last 12 years, UTA has finished with a positive scoring margin 10 times; in the first 48 years of the program, that occurred just eight times.



-0.6 MARGIN

MAVERICKS IN THE PROS

On Dec. 12, former UTA standout Kevin Hervey signed a two-way contract with the Oklahoma City Thunder. **The program's all-time leading rebounder (921) and 2nd-leading scorer (1,783) became the first Maverick to play in an NBA game on Dec. 26 versus the Memphis Grizzlies.**

An Arlington native, Hervey has spent the past season and a half with the Oklahoma City Blue of the NBA G League after being drafted by the Thunder with the 57th pick in 2018.

Hervey was the 4th all-time UTA player selected in the draft and the first since the NBA reduced the number of rounds to just two in 1989. Paul Renfro became UTA's first-ever draft pick when he was taken in the 9th round (181st overall) by the Utah Jazz in 1980. Two Mavericks were selected in 1982 – both by the Dallas Mavericks. Ralph McPherson was selected in the 9th round (188th) and Albert Culton picked in the 10th round (209th).



He was one of three graduating seniors in 2018 who signed a contract and are playing professionally, joining Erick Neal in Turkey with Fethiye and Johnny Hamilton also in Turkey with Darussafaka.

OTHER FORMER MAVS CURRENTLY PLAYING PROFESSIONALLY

Jorge Bilbao	Caceres Patrimonio de la Humanidad.	Spain
Roger Dowell	Beroe	Bulgaria
Brandon Edwards	Elitzur Yavne	Israel
Karol Gruszecki	Polski Cukier Torun	Poland
Julian Harris	Raleigh Firebirds	North Carolina
Jalen Jones	Sao Paulo FC	Brazil
LaMarcus Reed	JP-Auto JKSE	Hungary
Anthony Walker	Beroe	Bulgaria

THE LAST TIME

THE LAST TIME A MAVERICK

Scored 40 Or More Points

.....43, Stephen Barber at UTSA, 2/24/02

Scored 30 Or More Points

.....33, David Azore at Georgia Southern, 12/21/19

Totaled 20 Or More Rebounds

.....22, Jermaine Griffin vs. UT Permian Basin, 12/1/05

Totaled 15 Or More Rebounds

.....15, Andres Ibarguen vs. Coastal Carolina, 2/7/19

Totaled 10 Or More Assists

.....12, Brian Warren vs. Arkansas Tech, 11/24/19

Recorded A Double-Double (Points/Rebounds)

..... Jabari Narcis (11/10) at Arkansas State, 1/2/20

Recorded A Double-Double (Points/Assists)

..... Brian Warren vs. Arkansas Tech (15/12), 11/24/19

Recorded A Triple-Double (Points/Rebounds/Assists)

..... Erick Neal vs UT Dallas (10/10/13), 11/27/17

THE LAST TIME THE MAVERICKS

Played An OT Game. W, 91-86 vs. ULM 2/23/19 (2 OT)

Scored 100+ Points. W, 105-89 at BYU 3/15/17

Allowed 100+ Points L, 79-100 at Louisiana 2/17/18

Had 50 Or More Rebounds 53 vs. Coastal Carolina 2/7/19

Had 20 Or More Assists 27 at Arkansas State 1/2/20

Had 15 Or More Steals 18, vs. Howard Payne 11/13/13

Played AP Ranked Opp. at #8 Gonzaga, L: 72-66 11/19/19

Defeated AP Ranked Opp. . . . at #12 Saint Mary's, 65-51 12/8/16

UTA VS. TOP-25 TEAMS

Nov. 19, 2019	at #8 Gonzaga	L	66-72
Nov. 17, 2019	at #14 Oregon	L	47-67
Dec. 18, 2018	at #8 Gonzaga	L	55-89
Dec. 18, 2017	at #25 Creighton	L	81-90
Nov. 21, 2017	at #25 Alabama	L	76-77
Dec. 8, 2016	at #12 Saint Mary's	W	65-51
Dec. 2, 2014	at #6 Texas	L	53-63
Nov. 25, 2014	at #1 Kentucky	L	44-92
Nov. 19, 2013	at #4 Kentucky	L	76-105
Dec. 19, 2012	at #24 Oklahoma State	L	44-69
Nov. 23, 2011	at #9 Baylor	L	65-75
Dec. 29, 2010	at #3 Kansas	L	57-82
Dec. 20, 2008	at #21 Baylor	L	76-79
Mar. 21, 2008	vs. #2 Memphis#	L	63-87
Dec. 3, 2005	at #2 Texas	L	55-93
Dec. 15, 2004	at #14 Texas	L	70-85
Jan. 2, 2004	at #19 Texas	L	79-99
Nov. 27, 2002	at #3 Texas	L	45-76
Nov. 18, 1997	at #19 Oklahoma	L	63-81
Dec. 20, 1994	at #21 New Mexico State	L	63-102
Dec. 28, 1993	vs. #14 Connecticut+	L	72-112
Dec. 21, 1992	at #17 Nebraska	L	95-116
Nov. 23, 1991	at #14 Utah	L	57-58
Dec. 6, 1986	at #11 Oklahoma	L	76-101
Feb. 7, 1985	at #14 Louisiana Tech	L	61-86
Jan. 12, 1985	vs. #14 Louisiana Tech	L	65-76
Feb. 12, 1973	vs. #13 UL Lafayette	~L	96-111
Jan. 13, 1973	at #13 UL Lafayette	~L	73-79
Dec. 18, 1970	vs. #19 Drake*	L	83-102
Dec. 4, 1970	at #18 Long Beach State	L	57-102
Dec. 1, 1970	at #15 New Mexico State	L	82-107
Feb. 26, 1970	vs. #15 Houston	L	84-102
Dec. 4, 1969	at #20 Houston	L	70-88
Feb. 22, 1968	at #1 Houston	L	75-130

NCAA Tournament | + Hilo, Hawai'i | ~ UL Wins Later Vacated | * Fort Worth, TX

STATISTICAL TRENDS

UTA'S RECORD WHEN

Monday	0-1
Tuesday	1-2
Wednesday	0-2
Thursday	2-1
Friday	0-0
Saturday	1-2
Sunday	1-1
Leading At Halftime	5-3
Trailing At Halftime	0-5
Tied At Halftime	0-1
Leading With 5 Minutes Left	5-1
Trailing With 5 Minutes Left	0-7
Tied With 5 Minutes Left	0-1
Shooting 40% FG Or Better	5-5
Shooting Less Than 40% FG	0-4
Opponent 40% FG Or Better	1-6
Opponent Less Than 40% FG	4-3
Shooting Better FG% Than Opponent	5-3
Shooting Worse FG% Than Opponent	0-6
Shooting Better 3-FG% Than Opponent	5-1
Shooting Worse 3-FG% Than Opponent	0-8
Outrebounding Opponent	5-2
Outrebounded By Opponent	0-6
Rebounds Tied	0-1
More Turnovers Than Opponent	0-4
Fewer Turnovers Than Opponent	4-4
Same Turnovers As Opponent	1-1

UTA'S POINT TOTAL

35-49 Points	0-1
50-59 Points	0-1
60-69 Points	0-4
70-79 Points	3-3
80-89 Points	2-0
90-99 Points	0-0
100+ Points	0-0

GAMES DECIDED BY

5 Points Or Less	0-3
6-10 Points	1-4
11-19 Points	2-1
20+ Points	2-1

ABOUT UT ARLINGTON

Current New York Knicks Interim Head Coach Mike Miller attended UTA and earned a letter in baseball for the 1987 season.

The University of Texas at Arlington is a Carnegie Research-1 "highest research activity" institution. With a global enrollment of nearly 60,000 during the 2018-2019 academic year, UTA is one of the largest institutions in the state of Texas. Guided by its Strategic Plan 2020 Bold Solutions | Global Impact, UTA fosters interdisciplinary research and education within four broad themes: health and the human condition, sustainable urban communities, global environmental impact, and data-driven discovery. UTA was recently cited by U.S. News & World Report as having the second lowest average student debt among U.S. universities. U.S. News & World Report lists UTA as having the fifth highest undergraduate diversity index among national universities. The University is a Hispanic-Serving Institution and is ranked as the top four-year college in Texas for veterans on Military Times' 2017 Best for Vets list. Visit www.uta.edu.

2018-19 RE-TWEETS

- 1) UTA was the only Sun Belt team which didn't have a single player average at least 30 minutes per game last year (Warren: 29.8).
- 2) In conference games, UTA led the SBC in field-goal percentage defense (.409), rebounds per game (38.4) and rebound margin (+3.8); the Mavs finished 2nd in points per game allowed (69), free throw percentage (.752), scoring margin (+4.1) and assists per game (14.6).
- 3) The Mavs secured a program-best 6-3 road SBC record; the previous best in six seasons as a member of the Sun Belt was 5-4 in 2016-17.

RE-TRACKING 2018-19

Some of the 'notable' off-court highlights from Chris Ogden's first season at the helm of UTA in 2018-19:



KD COURTSIDE

Kevin Durant sat courtside next to the UTA bench on Nov. 16 at the College Park Center to watch the Mavericks take on Texas A&M-Corpus Christi. Durant is close friends with Ogden as the two date back to their time at Texas. Ogden, who led the Longhorns to the 2003 Final Four as a captain, was an administrative assistant on the 2007-08 Texas squad – Durant's lone collegiate season with Texas.



ODE TO BOBBY

Ogden coached his first-ever road game on Nov. 20 at Assembly Hall, and as an **ode to former Indiana head coach Bobby Knight** and the several connections the two have, **Ogden wore a UTA-themed sweater.** Ogden attended Knight's camp at IU when he was in 6th grade; his brother, Tanner, played for Knight at Texas Tech; Ogden and Knight's son, Pat, are extremely close friends.



SIRI, WHO'S AT PRACTICE?



Prior to the start of UTA's practice at Cal Berkeley on Dec. 20, **Siri co-founder Adam Cheyer spoke to the team.** The entrepreneur and his son, Noah, watched practice, interacted with players and staff after practice and then remained longer to shoot around and engage further with the Mavs.

HEAD COACH CHRIS OGDEN

NOTABLE FIRST-YEAR HONORS

Sun Belt Coach of the Year

Just the third UTA coach to ever win a conference Coach of the Year award, joining Bob LeGrand (1981, Southland Conference) and Scott Cross (2012, Southland Conference; 2017, Sun Belt Conference).

NABC District 24 Coach of the Year

Consists of all Sun Belt members.

Hugh Durham Award Finalist

Presented annually to the nation's top mid-major coach.

Joe B. Hall Award Finalist

Given annually to the top first-year head coach in Division-I.

A new era of UT Arlington men's basketball began on Apr. 6, 2018, with the appointment of former Big 12 and SEC assistant Chris Ogden as the eighth head coach in program history.

In his first season leading UTA in 2018-19, the Mavs went 17-16 and Ogden guided a team predicted to finish 2nd-to-last in the Sun Belt Conference Preseason Poll to a 2nd-place finish in the regular-season standings (12-6) and a berth in the Sun Belt Tournament Championship Game for the second-straight year.

That nine-spot improvement from preseason to final regular-season finish was tied for the best in the nation along with Siena, which was picked 11th in the MAAC (Metro Atlantic Athletic Conference) and finished in a four-way tie for 2nd.

During his 15 years on the basketball staffs at Texas, Tennessee and Texas Tech, Ogden helped compile a 346-173 record for a .667 winning percentage. In 10 seasons as a full-time assistant coach he went 215-130 and registered a total of 32 victories over Associated Press top 25 ranked teams. He helped lead three programs to 11 total NCAA Tournament appearances, including three regional finals.

Ogden recruited many of the Texas Tech players who would go on to finish as national runner-ups in 2018-19.

Ogden was instrumental in signing six McDonald's All-Americans over a seven-year span at Texas (Avery Bradley in 2009, Cory Joseph in 2010, Tristan Thompson in 2010, Myck Kabongo in 2011, Cameron Ridley in 2012 and Myles Turner in 2014). He had a hand in assembling five recruiting classes that ranked nationally inside ESPN's Top 10.

Ogden has coached seven players who have gone onto have their name called in the NBA Draft, six of which were selected in the first round (Thompson, No. 4 by Cleveland in 2011; Jordan Hamilton, No. 26 by Dallas in 2011; Joseph, No. 29 by San Antonio in 2011; Avery Bradley, No. 19 by Boston in 2010; Damion James, No. 24 by Atlanta in 2010; and Turner, No. 11 by Indiana in 2015).

Ogden played four seasons at forward for the Longhorns from 2000-03 and was a member of four NCAA Tournament teams. The Longhorns reached the 2003 NCAA Final Four with Ogden serving as a senior captain. He finished his Texas career with 97 team victories, more than any other player in program history at the time.

Following his collegiate playing career, Ogden joined the Texas basketball staff as a student assistant coach for the 2003-04 season while he completed his undergraduate degree. He earned his Bachelor of Science in education in 2004.

Ogden played four years of varsity basketball at Seminole High School. He was crowned the state of Texas "Mr. Basketball" following his senior season in 1998-99. That year, he averaged 17.3 points, 10.6 rebounds and 8.5 assists per game while leading SHS to a 36-4 record and a runner-up finish in the Class 3A state tournament.

2019 SUN BELT COACH OF THE YEAR



Kevin Durant @KDTrey5

Follow

Congratulations to my friend @CoachOG on becoming the next head coach for UT Arlington. He is the true definition of a players coach! Big things ahead for him and his program.

10:07 AM · 6 Apr 2018

549 Retweets 3,739 Likes

129 549 3.7K

CAREER TIMELINE

UT Arlington (2018-Present) – Head Coach
Texas Tech (2016-18) – Assistant Coach
Tennessee (2015-16) – Assistant Coach
Texas (2008-15) – Assistant Coach
Texas (2004-08) – Administrative Assistant
Texas (2003-04) – Student Assistant Coach

NCAA PLAYING CAREER

Texas (1999-03) – Team Captain, 2003 Final Four

EDUCATION

Texas (2004): Bachelor's in Education

PERSONAL

Wife: Katie
Children: Bo, Ellie & Parker

UTA HEAD COACHING HISTORY

Coach	Years	W	L	Pct.
Tom Tinker	1959-66	54	113	.323
Barry Dowd	1966-76	90	168	.349
Bob "Snake" LeGrand	1976-87	122	184	.399
Jerry Stone	1987-88	7	22	.241
Mark Nixon	1988-92	56	59	.487
Eddie McCarter	1992-06	179	211	.459
Scott Cross	2006-18	225	161	.584
Chris Ogden	2018-	22	25	.468
TOTAL		755	943	.444



ROSTER RUNDOWN

No.	Name	Pos.	Ht.	Wt.	Yr.	Hometown / High School / Previous School(s)
0	Brian Warren	G	5-9	170	Sr.	Indianapolis, Ind. / Howe / Tyler JC
1	Sam Griffin	G	6-3	175	Fr.	Miami, Fla. / Westminster Academy
2	Jordan Phillips	F	6-7	215	So.	Fort Worth, Texas / Grace Prep / Arkansas
3	Ayoub Nouhi	G/F	6-6	205	So.	Brussels, Belgium / Institute Saint-Louis Namur
4	David Azore	G	6-4	205	R-So.	Houston, Texas / Clear Brook
10	Radshad Davis	F	6-2	205	Sr.	Nassau, Bahamas / Sunrise Christian / Missouri State-West Plains
11	Hunter Lavelle ^	G	6-1	165	Fr.	Argyle, Texas / Argyle
13	Jabari Narcis	F	6-9	240	Sr.	Chaguanas, Trinidad and Tobago / Chaguanas North / Jacksonville College
14	Davis Steelman	G	6-3	185	Jr.	Bedford, Texas / Berkner / New Mexico Military Institute
20	Nicolas Elame	G	6-3	185	Fr.	Paris, France / Bella Vista Prep
21	Tre Jones ^	F	6-5	195	Fr.	Arlington, Texas / Kennedale
22	TiAndre Jackson-Young	F	6-4	200	Sr.	Marshall, Texas / Marshall / Tyler JC
23	Patrick Mwamba	F	6-6	196	So.	Bukavu, Congo / Keur Madior International / NBA Academy Africa
33	McKade Marquis	G	6-0	195	R-Fr.	Whitehouse, Texas / Whitehouse
43	Coleman Sparling	F	6-7	215	R-Jr.	Ellensburg, Wash. / Ellensburg / Central Washington / College of Southern Idaho
	Grayson Carter *	F	6-9	225	So.	Dallas, Texas / Denton Guyer / Georgetown

* Will sit out the 2019-20 season in accordance with NCAA transfer regulations. || ^ Expected to redshirt this season.

PRONOUNCIATION GUIDE

3: A-ube NEW-he	11: luh-VELLE	22: TEE-andre
4: AYE-zore	13: NAHR-sis	23: mm-WAMBA
10: ruh-SHAWHD	20: uh-LALM-eh	33: MARR-qwuiss

ON TRACK FOR 1,000

After posting 507 points in his first season as a Mav in 2018-19, **Brian Warren is on pace to potentially establish the all-time program record for points in a two-year UTA career.** Only two players in program history who have spent just two seasons with UTA have scored at least 1,000 points:

- 1) Marquez Haynes: 1,174 (2008-10)
 - 2) Eddie Stallings: 1,007 (1967-69)
- Warren Currently: 699

Warren needs to average 15.9 points over 31 regular-season games to reach 1,000 in his UTA career and join Haynes and Stallings as the only players to ever accomplish the feat in program history.

#MavUp

THE ONLY ONE

David Azore had two games of 11+ defensive rebounds last year as a redshirt freshman: 13 at Texas State and 11 at Appalachian State. **He is the first freshman in UTA history to secure multiple games of 11+ defensive rebounds.** Those totals rank tied as the 5th- and 20th-most in single-game program history, with the all-time record being 14 held by a quartet of players. **On Dec. 21 of this season at Georgia Southern, Azore grabbed 12 defensive rebounds, which are tied for the 10th-most in program history.**

13 RBS
@ TEXAS STATE

11 RBS
@ APP STATE

O'BRIAN WARREN

@bmsforeigner

Sr. G 5-9 170 Indianapolis, IN Tyler JC Howe HS

RECORD PERFORMANCES

POINTS

Career 33 vs. ULM (2/23/19)
Season 28 @ Georgia Southern (12/21/19)
Sun Belt 33 vs. ULM (2/23/19)

REBOUNDS

Career 6, 4x, Last vs. Coastal Carolina (2/7/19)
Season 5, 2x, Last @ Georgia State (12/19/19)
Sun Belt 6 vs. Coastal Carolina (2/7/19)

ASSISTS

Career 12 vs. Arkansas Tech (11/24/19)
Season 12 vs. Arkansas Tech (11/24/19)
Sun Belt 9, 2x, Last @ Arkansas State (1/2/20)

STEALS

Career 6 vs. Southwestern Christian (11/05/16)
Season 2, 4x, Last @ Georgia Southern (12/21/19)
Sun Belt 4 vs. Arkansas State (1/17/19)

FIELD GOALS MADE

Career 12 @ Georgia Southern (12/21/19)
Season 12 @ Georgia Southern (12/21/19)
Sun Belt 12 @ Georgia Southern (12/21/19)

FIELD GOALS ATTEMPTED

Career 22 @ Georgia State (12/19/19)
Season 22 @ Georgia State (12/19/19)
Sun Belt 22 @ Georgia State (12/19/19)

FREE THROWS MADE

Career 10, 2x, Last vs Kilgore (3/10/18)
Season 6, 2x, Last @ Houston (12/11/19)
Sun Belt 8 vs. ULM (2/23/19)

FREE THROWS ATTEMPTED

Career 14 vs. Kilgore (3/10/18)
Season 8 @ Houston (12/11/19)
Sun Belt 9 @ Texas State (2/2/19)

3-POINT FIELD GOALS MADE

Career 5, 2x, Last @ Houston (12/11/19)
Season 5 @ Houston (12/11/19)
Sun Belt 5 vs. ULM (2/23/19)

3-POINT FIELD GOALS ATTEMPTED

Career 11 vs. Navarro (2/25/17)
Season 10, 2x, Last @ Georgia State (12/19/19)
Sun Belt 10 @ Georgia State (12/19/19)

MINUTES

Career 42 vs. ULM (2/23/19)
Season 36 vs. North Texas (12/2/19)
Sun Belt 42 vs. ULM (2/23/19)

MISCELLANEOUS

	Year	Career
Double-Figure Points	8	79
20+ Points	2	21
Double-Doubles	1	3
5+ Rebounds	2	12
Double-Figure Assists	1	6
Games W/ A Steal	10	83

CAREER STATS

Season	GP-GS	Min/Avg	FG-FGA	Pct	3-Ptr		F-Throws		Rebounds				PF	FO	A	TO	Blk	Stl	Pts	Avg
					FG-FGA	Pct	FT-FTA	Pct	Off	Def	Tot	Avg								
2016-17	29-29	0/0.0	97-236	.411	37-97	.381	101-123	.821	6	53	59	2.0	61	1	182	44	2	53	332	11.4
2017-18	33-33	0/0.0	173-379	.456	41-121	.339	123-174	.707	7	78	85	2.6	71	3	183	59	3	57	510	15.5
2018-19	33-32	983/29.8	176-443	.397	52-171	.304	103-128	.805	15	71	86	2.6	98	1	119	71	3	39	507	15.4
2019-20	14-14	414/29.6	70-176	.398	19-73	.260	33-41	.805	7	33	40	2.9	41	0	54	26	1	14	192	13.7
Total	109-108	1397/12.8	516-1234	.418	149-462	.323	360-466	.773	35	235	270	2.5	271	5	538	200	9	163	1541	14.1

2019-20 SEASON NUGGETS

All five UTA wins have come when he has had at least four assists ... in Sun Belt games he is 3rd in the conference in scoring at 18 per contest ... ranks 4th in the Sun Belt in assists per game (3.9) and 4th in the league in assist-to-turnover ratio (2.1) ... 10th in the league in field goal percentage (39.8) ... came into the North Texas game with four made 3-pointers on the year in eight games; made four against the Mean Green ... poured in a then-season-high 27 points on a career-high-tying five 3-pointers at Houston; season-best 28 points at Georgia Southern ... **15 or more points in eight games; single digits in the other six** ... career-high 12 assists versus Arkansas Tech, which were the most by a UTA player in nearly two years ... nine assists at Arkansas State ... **one of only two Sun Belt players (DeVante Jones, Coastal Carolina) with a points-assists double-double this year.**



PAINT TOUCHES

Multi-Sport
Played Golf & Ran Cross Country In High School

Call Me 'Kipp'
Goes By His Middle Name

Sneakerhead
Owns More Than 70 Pairs Of Shoes/Sneakers

Roommate
Radshad Davis

No Dirt
Thinks He & Radshad Have The Cleanest Apartment

Introvert
Doesn't Like Big Crowds

GAME-BY-GAME STATS

Opponent	Date	GS	MIN	Total		3-Pointers		Free throws		Rebounds			PF	A	T/O	BLK	STL	PTS	AVG	
				FG-FGA	PCT	3FG-3FGA	PCT	FT-FTA	PCT	OFF	DEF	TOT								AVG
Texas-Dallas	11/05/19	*	21:57	1-5	.200	0-3	.000	1-2	.500	1	4	5	5.0	1	7	2	0	1	3	3.0
Tulsa	11/09/19	*	28:09	4-10	.400	1-5	.200	6-6	1.000	1	2	3	4.0	4	4	1	0	1	15	9.0
at Nevada	11/12/19	*	24:06	1-12	.083	1-8	.125	2-4	.500	0	2	2	3.3	4	2	2	0	1	5	7.7
at Oregon	11/17/19	*	29:31	4-11	.364	0-3	.000	1-1	1.000	0	1	1	2.8	2	1	1	0	0	9	8.0
at Gonzaga	11/19/19	*	32:01	5-17	.294	1-7	.143	4-4	1.000	0	3	3	2.8	4	4	1	0	2	15	9.4
Arkansas Tech	11/24/19	*	27:02	7-13	.538	0-2	.000	1-1	1.000	1	2	3	2.8	3	12	1	0	0	15	10.3
vs Furman	11/27/19	*	31:00	6-13	.462	1-1	1.000	5-5	1.000	0	4	4	3.0	1	1	2	0	2	18	11.4
at Elon	11/28/19	*	26:00	1-4	.250	0-3	.000	4-5	.800	0	2	2	2.9	2	4	2	0	0	6	10.8
North Texas	12/02/19	*	35:51	7-14	.500	4-6	.667	0-0	.000	0	2	2	2.8	2	1	5	1	1	18	11.6
UC Santa Barbara	12/07/19	*	28:49	2-4	.500	1-3	.333	2-2	1.000	2	0	2	2.7	4	2	2	0	1	7	11.1
at Houston	12/11/19	*	29:31	8-19	.421	5-10	.500	6-8	.750	0	2	2	2.6	3	2	0	0	0	27	12.5
at Georgia St.	12/19/19	*	33:32	9-22	.409	1-10	.100	0-0	.000	0	5	5	2.8	4	3	2	0	2	19	13.1
at Ga. Southern	12/21/19	*	33:40	12-21	.571	4-7	.571	0-1	.000	1	2	3	2.8	4	2	4	0	2	28	14.2
at Arkansas St.	01/02/20	*	32:22	3-11	.273	0-5	.000	1-2	.500	1	2	3	2.9	3	9	1	0	1	7	13.7
Totals			14 413:31	70-176	.398	19-73	.260	33-41	.805	7	33	40	2.9	41	54	26	1	14	192	13.7



1 | SAM GRIFFIN

@samgriffin3rd

Fr. G 6-3 175 Miami, FL Westminster Academy

RECORD PERFORMANCES

POINTS

Career 20 @ Elon (11/28/19)
Season Same As Career
Sun Belt 6 @ Georgia Southern (12/21/19)

REBOUNDS

Career 3 @ Elon (11/28/19)
Season Same As Career
Sun Belt 2 @ Arkansas State (1/2/20)

ASSISTS

Career 3, 2x, Last @ Arkansas State (1/2/20)
Season Same As Career
Sun Belt 3 @ Arkansas State (1/2/20)

STEALS

Career 2, 2x, Last @ Houston (12/11/19)
Season Same As Career
Sun Belt 1 @ Georgia Southern (12/21/19)

FIELD GOALS MADE

Career 8 @ Elon (11/28/19)
Season Same As Career
Sun Belt 2 @ Arkansas State (1/2/20)

FIELD GOALS ATTEMPTED

Career 12 vs. UC Santa Barbara (12/7/19)
Season Same As Career
Sun Belt 4 @ Arkansas State (1/2/20)

FREE THROWS MADE

Career 3, 2x, Last @ Georgia Southern (12/21/19)
Season Same As Career
Sun Belt 3 @ Georgia Southern (12/21/19)

FREE THROWS ATTEMPTED

Career 4, 2x, Last @ Georgia Southern (12/21/19)
Season Same As Career
Sun Belt 4 @ Georgia Southern (12/21/19)

3-POINT FIELD GOALS MADE

Career 4 vs. UT Dallas (11/5/19)
Season Same As Career
Sun Belt 1 @ Georgia Southern (12/21/19)

3-POINT FIELD GOALS ATTEMPTED

Career 7, 3x, Last vs. UC Santa Barbara (12/7/19)
Season Same As Career
Sun Belt 2 @ Georgia Southern (12/21/19)

MINUTES

Career 29 @ Houston (12/11/19)
Season Same As Career
Sun Belt 15 @ Georgia Southern (12/21/19)

MISCELLANEOUS

	Year	Career
Double-Figure Points	4	4
20+ Points	1	1
Double-Doubles		
5+ Rebounds		
Double-Figure Assists		
Games W/ A Steal	8	8

CAREER STATS

2019-20 SEASON NUGGETS

Began his collegiate career with 12 points against UT Dallas ... added 13 points on the road at Nevada; nine of those points came on three 3-pointers in the closing 90 seconds of the 1st half ... delivered a team- and season-high 20 points in a road win at Elon, going 8-9 from the floor ... scored 14 of his team-high 16 points in the 2nd half against UC Santa Barbara ... made his first career start at Houston.

HIGH SCHOOL

First Team All-State selection in Class 4A as a senior ... also named First Team All-County as a senior ... averaged 23 points per game as a senior ... led his team to a third-straight state championship (four-straight title game appearance for the team overall) ... attended Miami Norland for two years before transferring to Westminster where he eclipsed 1,000 points in just two seasons.



PAINT TOUCHES

A-Typical Major
Nursing Major Due To The
Guaranteed Job Placement

Roommate
Tre Jones

About Tre Jones
Outgoing

Put A Smile On
Enjoys Making People
Happy/Smile

Campus Description
Extremely Active



Come Talk To Me
Extremely Approachable;
Loves Conversing

GAME-BY-GAME STATS

Opponent	Date	GS	MIN	Total		3-Pointers		Free throws		Rebounds				PF	A	T/O	BLK	STL	PTS	AVG
				FG-FGA	PCT	3FG-3FGA	PCT	FT-FTA	PCT	OFF	DEF	TOT	AVG							
Texas-Dallas	11/05/19		14:24	4-7	.571	4-7	.571	0-0	.000	0	1	1	1.0	1	3	0	0	1	12	12.0
Tulsa	11/09/19		23:02	2-7	.286	0-4	.000	0-0	.000	0	2	2	1.5	2	2	1	0	1	4	8.0
at Nevada	11/12/19		20:17	5-11	.455	3-7	.429	0-0	.000	0	0	0	1.0	0	2	1	0	1	13	9.7
at Oregon	11/17/19		19:15	0-5	.000	0-4	.000	0-0	.000	0	0	0	0.8	0	1	1	0	1	0	7.3
at Gonzaga	11/19/19		14:47	2-5	.400	1-3	.333	0-0	.000	0	2	2	1.0	1	0	0	0	0	5	6.8
Arkansas Tech	11/24/19		19:14	2-10	.200	0-3	.000	0-0	.000	0	0	0	0.8	2	2	0	0	1	4	6.3
vs Furman	11/27/19		10:00	1-3	.333	0-1	.000	1-1	1.000	0	1	1	0.9	1	0	2	0	0	3	5.9
at Elon	11/28/19		24:00	8-9	.889	3-4	.750	1-2	.500	0	3	3	1.1	3	0	3	0	2	20	7.6
North Texas	12/02/19		16:03	2-5	.400	0-0	.000	0-0	.000	0	0	0	1.0	2	0	0	0	0	4	7.2
UC Santa Barbara	12/07/19		20:46	5-12	.417	3-7	.429	3-4	.750	0	2	2	1.1	0	0	2	0	0	16	8.1
at Houston	12/11/19	*	28:44	1-8	.125	0-5	.000	1-2	.500	1	1	2	1.2	1	1	1	0	2	3	7.6
at Georgia St.	12/19/19		05:52	1-2	.500	0-1	.000	0-0	.000	0	1	1	1.2	0	0	0	0	0	2	7.2
at Ga. Southern	12/21/19		14:45	1-3	.333	1-2	.500	3-4	.750	0	1	1	1.2	1	0	2	0	1	6	7.1
at Arkansas St.	01/02/20		14:08	2-4	.500	0-1	.000	0-1	.000	0	2	2	1.2	1	3	2	0	0	4	6.9
Totals			1 245:16	36-91	.396	15-49	.306	9-14	.643	1	16	17	1.2	15	14	15	0	10	96	6.9

Season	GP-GS	Min/Avg	Total		3-Ptr		F-Throws		Rebounds				PF	FO	A	TO	Blk	Stl	Pts	Avg
			FG-FGA	Pct	FG-FGA	Pct	FT-FTA	Pct	Off	Def	Tot	Avg								
2019-20	14-1	250/17.9	36-91	.396	15-49	.306	9-14	.643	1	16	17	1.2	15	0	14	15	0	10	96	6.9
Total	14-1	250/17.9	36-91	.396	15-49	.306	9-14	.643	1	16	17	1.2	15	0	14	15	0	10	96	6.9

2 | JORDAN PHILLIPS

 @J25Phillips
 @jord2nphillips

So. | F | 6-7 | 215 | Fort Worth, TX | Arkansas | Grace Prep

RECORD PERFORMANCES

POINTS

Career 17 vs. UT Dallas (11/5/19)
 Season 17 vs. UT Dallas (11/5/19)
 Sun Belt 6 @ Arkansas State (1/2/20)

REBOUNDS

Career 7 vs. UC Santa Barbara (12/7/19)
 Season 7 vs. UC Santa Barbara (12/7/19)
 Sun Belt 4 @ Arkansas State (1/2/20)

ASSISTS

Career 3 @ Arkansas State (1/2/20)
 Season 3 @ Arkansas State (1/2/20)
 Sun Belt 3 @ Arkansas State (1/2/20)

STEALS

Career 2 vs. UC Santa Barbara (12/7/19)
 Season 2 vs. UC Santa Barbara (12/7/19)
 Sun Belt 1, 2x, Last @ Arkansas State (1/2/20)

FIELD GOALS MADE

Career 5, 2x, Last vs. UC Santa Barbara (12/7/19)
 Season 5, 2x, Last vs. UC Santa Barbara (12/7/19)
 Sun Belt 2, 2x, Last @ Arkansas State (1/2/20)

FIELD GOALS ATTEMPTED

Career 12 @ #14 Oregon (11/17/19)
 Season 12 @ #14 Oregon (11/17/19)
 Sun Belt 6, 2x, Last @ Arkansas State (1/2/20)

FREE THROWS MADE

Career 6 vs. UT Dallas (11/5/19)
 Season 6 vs. UT Dallas (11/5/19)
 Sun Belt 2 @ Arkansas State (1/2/20)

FREE THROWS ATTEMPTED

Career 9 vs. UT Dallas (11/5/19)
 Season 9 vs. UT Dallas (11/5/19)
 Sun Belt 2 @ Arkansas State (1/2/20)

3-POINT FIELD GOALS MADE

Career 3 @ #14 Oregon (11/17/19)
 Season 3 @ #14 Oregon (11/17/19)
 Sun Belt 1 @ Georgia State (12/19/19)

3-POINT FIELD GOALS ATTEMPTED

Career 5 @ #14 Oregon (11/17/19)
 Season 5 @ #14 Oregon (11/17/19)
 Sun Belt 3 @ Georgia State (12/19/19)

MINUTES

Career 35 @ Houston (12/11/19)
 Season 35 @ Houston (12/11/19)
 Sun Belt 23 @ Arkansas State (1/2/20)

MISCELLANEOUS

	Year	Career
Double-Figure Points	4	4
20+ Points		
Double-Doubles		
5+ Rebounds	4	4
Double-Figure Assists		
Games W/ A Steal	7	8

CAREER STATS

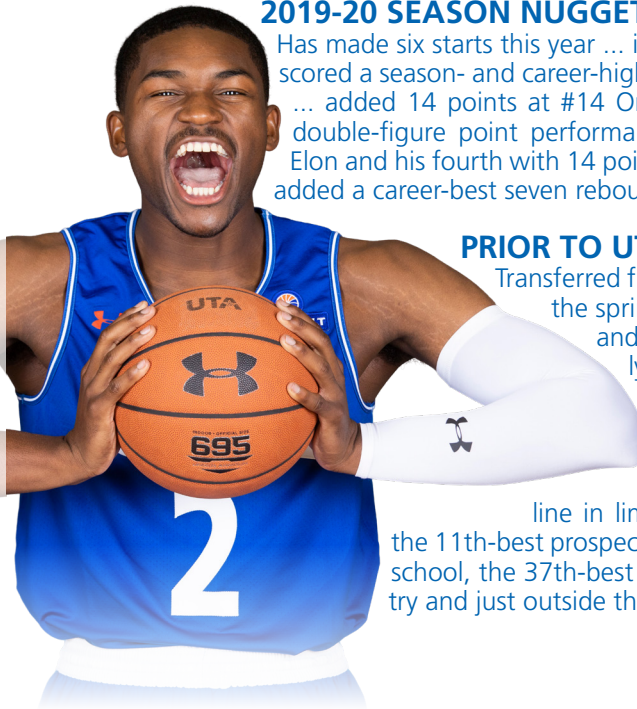
Season	GP-GS	Min/Avg	Total		3-Ptr		F-Throws		Rebounds				PF	FO	A	TO	Blk	Stl	Pts	Avg
			FG-FGA	Pct	FG-FGA	Pct	FT-FTA	Pct	Off	Def	Tot	Avg								
2018-19	7-0	38/5.4	3-20	.150	0-6	.000	4-4	1.000	1	4	5	0.7	6	0	1	2	0	1	10	1.4
2019-20	14-6	298/21.3	32-87	.368	8-28	.286	24-35	.686	14	34	48	3.4	20	0	12	18	2	8	96	6.9
Total	21-6	336/16.0	35-107	.327	8-34	.235	28-39	.718	15	38	53	2.5	26	0	13	20	2	9	106	5.0

2019-20 SEASON NUGGETS

Has made six starts this year ... in his first game with UTA he scored a season- and career-high 17 points against UT Dallas ... added 14 points at #14 Oregon ... registered his third double-figure point performance of the year with 11 at Elon and his fourth with 14 points versus UC Santa Barbara; added a career-best seven rebounds in that contest.

PRIOR TO UTA

Transferred from Arkansas to UTA prior to the spring 2019 semester in January and became eligible immediately following a waiver approval ... played in seven games at Arkansas, totaling 10 points and was a perfect 4-4 from the free-throw line in limited minutes ... ranked as the 11th-best prospect in Texas coming out of high school, the 37th-best shooting guard in the country and just outside the top-100 national rankings.



PAINT TOUCHES

Transfer

UTA Staff & Players Extremely Welcoming; Strong Academic Focus At UTA More So Than Arkansas, Which Played A Role

Roommate

Grayson Carter

About Grayson

Have Known Each Other Since 8th Grade

Don't Touch ...

His Bellybutton; Hates It & Has A Phobia

Tore Right Meniscus

Summer Of 2018

GAME-BY-GAME STATS

Opponent	Date	GS	MIN	Total		3-Pointers		Free throws		Rebounds				PF	A	T/O	BLK	STL	PTS	AVG
				FG-FGA	PCT	3FG-3FGA	PCT	FT-FTA	PCT	OFF	DEF	TOT	AVG							
Texas-Dallas	11/05/19	*	21:11	5-8	.625	1-3	.333	6-9	.667	3	2	5	5.0	1	0	1	0	1	17	17.0
Tulsa	11/09/19	*	19:19	1-3	.333	1-2	.500	0-0	.000	0	1	1	3.0	3	2	2	0	0	3	10.0
at Nevada	11/12/19	*	14:40	0-2	.000	0-1	.000	1-2	.500	1	1	2	2.7	0	0	2	0	0	1	7.0
at Oregon	11/17/19		21:55	4-12	.333	3-5	.600	3-4	.750	1	4	5	3.3	0	0	0	0	0	14	8.8
at Gonzaga	11/19/19		19:52	2-5	.400	0-0	.000	1-2	.500	1	4	5	3.6	1	1	1	0	1	5	8.0
Arkansas Tech	11/24/19		20:02	4-10	.400	0-3	.000	0-0	.000	1	3	4	3.7	0	1	1	0	1	8	8.0
vs Furman	11/27/19		14:00	1-2	.500	0-1	.000	0-0	.000	1	1	2	3.4	3	2	1	0	0	2	7.1
at Elon	11/28/19		27:00	3-5	.600	1-2	.500	4-4	1.000	0	3	3	3.4	2	1	0	0	0	11	7.6
North Texas	12/02/19		20:29	1-6	.167	0-2	.000	1-2	.500	2	1	3	3.3	1	0	2	1	0	3	7.1
UC Santa Barbara	12/07/19	*	28:22	5-10	.500	1-3	.333	3-6	.500	2	5	7	3.7	2	1	2	1	2	14	7.8
at Houston	12/11/19	*	35:03	1-7	.143	0-2	.000	3-4	.750	1	3	4	3.7	2	0	1	0	1	5	7.5
at Georgia St.	12/19/19		18:21	2-6	.333	1-3	.333	0-0	.000	1	1	2	3.6	1	1	2	0	1	5	7.3
at Ga. Southern	12/21/19		18:56	1-5	.200	0-0	.000	0-0	.000	0	1	1	3.4	2	0	1	0	0	2	6.9
at Arkansas St.	01/02/20	*	22:57	2-6	.333	0-1	.000	2-2	1.000	0	4	4	3.4	2	3	2	0	1	6	6.9
Totals			6 302:07	32-87	.368	8-28	.286	24-35	.686	14	34	48	3.4	20	12	18	2	8	96	6.9

3 | AYOUB NOUHI

A-ube NEW-he

@ayoubnouhi3

So. G/F 6-6 205 Brussels, Belgium Institute Saint-Louis Namur

RECORD PERFORMANCES

POINTS

Career 9, 3x, Last vs. ULM (2/23/19)
Season 8 vs. Tulsa (11/9/19)
Sun Belt 9, 3x, Last vs. ULM (2/23/19)

REBOUNDS

Career 5 vs. Little Rock (1/19/19)
Season 3, 6x, Last @ Arkansas State (1/2/20)
Sun Belt 5 vs. Little Rock (1/19/19)

ASSISTS

Career 3, 3x, Last vs. UC Santa Barbara (12/7/19)
Season 3, 3x, Last vs. UC Santa Barbara (12/7/19)
Sun Belt 2, 3x, Last vs. ULM (2/23/19)

STEALS

Career 3 vs. Arkansas State (1/17/19)
Season 1, 5x, Last @ Houston (12/11/19)
Sun Belt 3 vs. Arkansas State (1/17/19)

FIELD GOALS MADE

Career 4 vs. Coastal Carolina (2/7/19)
Season 3, 2x, Last vs. Arkansas Tech (11/24/19)
Sun Belt 4 vs. Coastal Carolina (2/7/19)

FIELD GOALS ATTEMPTED

Career 6, 5x, Last vs. Arkansas Tech (11/24/19)
Season 6, 3x, Last vs. Arkansas Tech (11/24/19)
Sun Belt 6, 2x, Last vs. ULM (2/23/19)

FREE THROWS MADE

Career 2, 3x, Last @ Houston (12/11/19)
Season 2, 3x, Last @ Houston (12/11/19)
Sun Belt 1, 3x, Last vs. ULM (2/23/19)

FREE THROWS ATTEMPTED

Career 4 @ Nevada (11/12/19)
Season 4 @ Nevada (11/12/19)
Sun Belt 2, 4x, Last vs. ULM (2/23/19)

3-POINT FIELD GOALS MADE

Career 2, 4x, Last vs. Tulsa (11/9/19)
Season 2 vs. Tulsa (11/9/19)
Sun Belt 2, 3x, Last vs. ULM (2/23/19)

3-POINT FIELD GOALS ATTEMPTED

Career 5 vs. Tulsa (11/9/19)
Season 5 vs. Tulsa (11/9/19)
Sun Belt 4 vs. Little Rock (1/19/19)

MINUTES

Career 22 @ Arkansas State (1/2/20)
Season 22 @ Arkansas State (1/2/20)
Sun Belt 22 @ Arkansas State (1/2/20)

MISCELLANEOUS

	Year	Career
Double-Figure Points		
20+ Points		
Double-Doubles		
5+ Rebounds		1
Double-Figure Assists		
Games W/ A Steal	5	12

CAREER STATS

2019-20 SEASON NUGGETS

Started the first three games of the year; came off the bench each of the next six before returning to the starting line-up against UC Santa Barbara... has scored in every game this year except two (UC Santa Barbara, at Georgia Southern) ... recorded a season-high eight points against Tulsa, one shy of matching his career high ... issued a career-high-tying three assists versus UT Dallas, North Texas and UC Santa Barbara.



PAINT TOUCHES

Quadrilingual
Can Speak French, English,
Arabic & Dutch

Americans Are...
More Friendly Than He
Expected Them To Be

Color Blind
Can't See Red, Blue, Green
Or Brown

Roommate
Jabari Narcis

Jabari Is Always...
Making Food At 3 AM




Favorite Fast Food
Chick-fil-A

GAME-BY-GAME STATS

Opponent	Date	GS	MIN	Total		3-Pointers		Free throws		Rebounds				PF	A	T/O	BLK	STL	PTS	AVG
				FG-FGA	PCT	3FG-3FGA	PCT	FT-FTA	PCT	OFF	DEF	TOT	AVG							
Texas-Dallas	11/05/19	*	19:39	1-6	.167	0-2	.000	0-0	.000	1	2	3	3.0	2	3	1	0	0	2	2.0
Tulsa	11/09/19	*	20:13	3-6	.500	2-5	.400	0-0	.000	1	1	2	2.5	2	0	0	0	0	8	5.0
at Nevada	11/12/19	*	19:16	1-3	.333	1-3	.333	2-4	.500	0	0	0	1.7	3	1	0	0	1	5	5.0
at Oregon	11/17/19		13:49	1-3	.333	0-1	.000	0-0	.000	1	2	3	2.0	0	0	0	0	0	2	4.3
at Gonzaga	11/19/19		18:09	1-3	.333	1-1	1.000	2-2	1.000	0	1	1	1.8	0	0	0	0	1	5	4.4
Arkansas Tech	11/24/19		17:52	3-6	.500	1-1	1.000	0-0	.000	0	2	2	1.8	1	1	3	0	0	7	4.8
vs Furman	11/27/19		13:00	1-3	.333	0-1	.000	0-0	.000	0	1	1	1.7	2	0	1	0	0	2	4.4
at Elon	11/28/19		11:00	0-2	.000	0-1	.000	1-2	.500	1	2	3	1.9	1	0	0	1	0	1	4.0
North Texas	12/02/19		16:08	1-1	1.000	0-0	.000	0-0	.000	0	1	1	1.8	2	3	0	0	1	2	3.8
UC Santa Barbara	12/07/19	*	16:38	0-0	.000	0-0	.000	0-0	.000	0	3	3	1.9	4	3	1	0	1	0	3.4
at Houston	12/11/19		15:05	0-2	.000	0-1	.000	2-2	1.000	0	0	0	1.7	1	1	0	0	1	2	3.3
at Georgia St.	12/19/19		07:28	1-1	1.000	0-0	.000	0-0	.000	1	0	1	1.7	2	0	3	0	0	2	3.2
at Ga. Southern	12/21/19		16:46	0-0	.000	0-0	.000	0-0	.000	0	3	3	1.8	0	1	2	1	0	0	2.9
at Arkansas St.	01/02/20	*	22:23	1-2	.500	0-1	.000	0-0	.000	1	2	3	1.9	2	1	0	0	0	2	2.9
Totals			5 227:27	14-38	.368	5-17	.294	7-10	.700	6	20	26	1.9	22	14	11	2	5	40	2.9

Season	GP-GS	Min/Avg	Total		3-Ptr		F-Throws		Rebounds				PF	FO	A	TO	Blk	Stl	Pts	Avg
			FG-FGA	Pct	FG-FGA	Pct	FT-FTA	Pct	Off	Def	Tot	Avg								
2018-19	31-18	369/11.9	32-68	.471	9-26	.346	5-15	.333	13	24	37	1.2	34	0	10	18	2	11	78	2.5
2019-20	14-5	226/16.1	14-38	.368	5-17	.294	7-10	.700	6	20	26	1.9	22	0	14	11	2	5	40	2.9
Total	45-23	595/13.2	46-106	.434	14-43	.326	12-25	.480	19	44	63	1.4	56	0	24	29	4	16	118	2.6

4 DAVID AZORE

 AYE-zore
 @dazore6
 @david22hh

R-So. | **G** | **6-4** | **205** | **Houston, TX** | **Clear Brook HS**

RECORD PERFORMANCES

POINTS

Career 33 @ Georgia Southern (12/21/19)
Season 33 @ Georgia Southern (12/21/19)
Sun Belt 33 @ Georgia Southern (12/21/19)

REBOUNDS

Career 13 @ Texas State (2/2/19)
Season 12 @ Georgia Southern (12/21/19)
Sun Belt 13 @ Texas State (2/2/19)

ASSISTS

Career 7 vs. UC Santa Barbara (12/7/19)
Season 7 vs. UC Santa Barbara (12/7/19)
Sun Belt 4, 4x, Last @ Georgia Southern (12/21/19)

STEALS

Career 3 @ Georgia Southern (12/21/19)
Season 3 @ Georgia Southern (12/21/19)
Sun Belt 3 @ Georgia Southern (12/21/19)

FIELD GOALS MADE

Career 11 @ Georgia Southern (12/21/19)
Season 11 @ Georgia Southern (12/21/19)
Sun Belt 11 @ Georgia Southern (12/21/19)

FIELD GOALS ATTEMPTED

Career 15 @ North Texas (12/8/18)
Season 14, 2x, Last @ Georgia Southern (12/21/19)
Sun Belt 14 @ Georgia Southern (12/21/19)

FREE THROWS MADE

Career 9, 2x, Last @ Georgia Southern (12/21/19)
Season 9 @ Georgia Southern (12/21/19)
Sun Belt 9, 2x, Last @ Georgia Southern (12/21/19)

FREE THROWS ATTEMPTED

Career 10, 3x, Last @ Georgia Southern (12/21/19)
Season 10, 2x, Last @ Georgia Southern (12/21/19)
Sun Belt 10, 2x, Last @ Georgia Southern (12/21/19)

3-POINT FIELD GOALS MADE

Career 3 @ Georgia State (12/19/19)
Season 3 @ Georgia State (12/19/19)
Sun Belt 3 @ Georgia State (12/19/19)

3-POINT FIELD GOALS ATTEMPTED

Career 5, 2x, Last @ Arkansas State (2/16/19)
Season 5, 2x, Last @ Houston (12/11/19)
Sun Belt 5 @ Arkansas State (2/16/19)

MINUTES

Career 38, 2x, Last vs. UC Santa Barbara (12/7/19)
Season 38 vs. UC Santa Barbara (12/7/19)
Sun Belt 38 vs. ULM (2/23/19)

MISCELLANEOUS

	Year	Career
Double-Figure Points	13	25
20+ Points	2	2
Double-Doubles	2	4
5+ Rebounds	7	21
Double-Figure Assists		
Games W/ A Steal	8	23

CAREER STATS

2019-20 SEASON NUGGETS

In Sun Belt games, he leads the league with 23 points per game and ranks 1st in 3-point percentage (77.8) ... ranks 4th in the Sun Belt in free-throw percentage at 84.8 (67-78) for the year ... responsible for 37 percent of UTA's total free throws made so far this year (67 of 180) ... those 67 free throws are the 20th-most in the nation

... 6th in the Sun Belt with 3.7 assists per game ... T-8th in the league in assist-to-turnover ratio (1.6) ... career-high 33 points at Georgia Southern ... recorded his second double-double of the year with 12 rebounds versus Georgia Southern

... all 12 rebounds came on the defensive end, tied for the 10th-most in single-game program history ... that is the only 30-point double-double by a Sun Belt player this year ... first double-double of the year with 13 points and 10 rebounds against UC Santa Barbara; added a career-best seven assists in that contest ... double-figure points in 13-straight games.

Torn his ACL in UTA's preseason charity scrimmage win over Oklahoma in October of 2017, forcing him to redshirt the 2017-18 season.

PAINT TOUCHES

Sports Allegiances

NBA: Rockets
 NFL: Texans

Roommate

Patrick Mwamba

Twinning

Has A Twin Sister, Joilyn, Who Plays Volleyball At Southern University; Everyone Says They Look Alike, But He Doesn't Agree

The Self-Proclaimed...

Best NBA 2K 2020 Video Game Player On The Team

Wants To Improve

Assist-TO Ratio & Finishing

GAME-BY-GAME STATS

Opponent	Date	GS	MIN	Total		3-Pointers		Free throws		Rebounds			PF	A	T/O	BLK	STL	PTS	AVG	
				FG-FGA	PCT	3FG-3FGA	PCT	FT-FTA	PCT	OFF	DEF	TOT								AVG
Texas-Dallas	11/05/19	*	23:52	3-5	.600	1-1	1.000	0-0	.000	0	4	4	0	0	2	0	1	7	7.0	
Tulsa	11/09/19	*	27:41	4-11	.364	0-4	.000	4-4	1.000	1	5	6	5.0	2	6	3	0	12	9.5	
at Nevada	11/12/19	*	26:26	2-4	.500	1-2	.500	7-8	.875	0	3	3	4.3	2	4	3	0	2	12	10.3
at Oregon	11/17/19	*	25:55	2-8	.250	2-3	.667	5-6	.833	3	3	6	4.8	2	2	0	0	1	11	10.5
at Gonzaga	11/19/19	*	27:44	4-6	.667	2-3	.667	5-7	.714	0	4	4	4.6	3	2	1	0	0	15	11.4
Arkansas Tech	11/24/19	*	30:28	4-5	.800	1-1	1.000	7-8	.875	0	4	4	4.5	3	3	5	0	0	16	12.2
vs Furman	11/27/19	*	34:00	5-9	.556	2-2	1.000	0-0	.000	0	5	5	4.6	1	4	3	0	0	12	12.1
at Elon	11/28/19	*	36:00	4-12	.333	1-3	.333	2-2	1.000	0	4	4	4.5	3	3	2	0	1	11	12.0
North Texas	12/02/19	*	26:25	4-9	.444	1-4	.250	8-10	.800	1	2	3	4.3	3	6	1	0	2	17	12.6
UC Santa Barbara	12/07/19	*	37:52	4-12	.333	0-3	.000	5-7	.714	1	9	10	4.9	3	7	2	0	1	13	12.6
at Houston	12/11/19	*	37:20	3-14	.214	1-4	.250	6-7	.857	3	5	8	5.2	4	2	1	0	0	13	12.6
at Georgia St.	12/19/19	*	34:13	6-11	.545	3-4	.750	8-8	1.000	0	3	3	5.0	4	4	6	1	0	23	13.5
at Ga. Southern	12/21/19	*	32:36	11-14	.786	2-2	1.000	9-10	.900	0	12	12	5.5	1	4	4	0	3	33	15.0
at Arkansas St.	01/02/20	*	22:17	5-9	.556	2-3	.667	1-2	.500	0	5	5	5.5	4	3	2	0	0	13	14.9
Totals			14	422:50	.473	19-39	.487	67-79	.848	9	68	77	5.5	35	52	33	1	13	208	14.9

Season	GP-GS	Min/Avg	Total FG-FGA	Pct	3-Ptr FG-FGA	Pct	F-Throws FT-FTA	Pct	Rebounds Off Def Tot	Avg	PF	FO	A	TO	Blk	Stl	Pts	Avg
2018-19	32-17	743/23.2	75-233	.322	9-47	.191	110-135	.815	21 113 134	4.2	60	1	51	83	2	19	269	8.4
2019-20	14-14	424/30.3	61-129	.473	19-39	.487	67-79	.848	9 68 77	5.5	35	0	52	33	1	13	208	14.9
Total	46-31	1167/25.4	136-362	.376	28-86	.326	177-214	.827	30 181 211	4.6	95	1	103	116	3	32	477	10.4

10 RADSHAD DAVIS

ruh-SHAHD
@davis_boy242
@shad242

Sr. G 6-2 205 Nassau, Bahamas Missouri State-West Plains JC Sunrise Christian HS

RECORD PERFORMANCES

POINTS

Career 33 vs. Three Rivers (1/20/18)
Season 14 @ Nevada (11/12/19)
Sun Belt 17 vs. Louisiana (2/21/19)

REBOUNDS

Career 13, 2x, Last @ Arkansas Baptist (1/17/18)
Season 10 @ Nevada (11/12/19)
Sun Belt 9, 2x, Last @ Arkansas State (1/2/20)

ASSISTS

Career 7 vs. Northwest Mississippi (11/28/17)
Season 4 @ Arkansas State (1/2/20)
Sun Belt 5 vs. Louisiana (2/21/19)

STEALS

Career 4, 2x, Last @ Neosho County (11/08/16)
Season 1, 2x, Last vs. UC Santa Barbara (12/7/19)
Sun Belt 2, 5x, Last vs. ULM (2/23/19)

FIELD GOALS MADE

Career 13 vs. Three Rivers (1/20/18)
Season 5, 3x, Last vs. UC Santa Barbara (12/7/19)
Sun Belt 7 vs. Louisiana (2/21/19)

FIELD GOALS ATTEMPTED

Career 21 vs. Three Rivers (1/20/18)
Season 12, 2x, Last vs. UC Santa Barbara (12/7/19)
Sun Belt 10, 2x, Last vs. Louisiana (2/21/19)

FREE THROWS MADE

Career 12 @ Southwest Tennessee (12/15/17)
Season 4 @ Nevada (11/12/19)
Sun Belt 7 vs. Little Rock (1/19/19)

FREE THROWS ATTEMPTED

Career 12, 2x, Last @ Southwest Tennessee (12/15/17)
Season 6 @ Nevada (11/12/19)
Sun Belt 8 vs. Little Rock (1/19/19)

3-POINT FIELD GOALS MADE

Career 4 @ Highland (3/10/18)
Season 2, 2x, Last vs. UC Santa Barbara (12/7/19)
Sun Belt 2, 3x, Last @ Texas State (2/2/19)

3-POINT FIELD GOALS ATTEMPTED

Career 6 vs. A&M-Corpus Christi (11/16/18)
Season 3, 4x, Last @ Georgia State (12/19/19)
Sun Belt 5 @ Coastal Carolina (1/12/19)

MINUTES

Career 37 vs. Indian Hills (1/10/18)
Season 30 @ Georgia State (12/19/19)
Sun Belt 33 vs. ULM (2/23/19)

MISCELLANEOUS

	Year	Career
Double-Figure Points	3	46
20+ Points		10
Double-Doubles	1	10
5+ Rebounds	8	49
Double-Figure Assists		
Games W/A Steal	2	47

CAREER STATS

Season	GP-GS	Min/Avg	FG-FGA	Pct	3-Ptr		F-Throws		Rebounds				PF	FO	A	TO	Blk	Stl	Pts	Avg
					FG-FGA	Pct	FT-FTA	Pct	Off	Def	Tot	Avg								
2016-17	5-5	0/0.0	23-36	.639	0-0	.000	17-24	.708	11	15	26	5.2	11	1	4	6	0	5	63	12.6
2017-18	31-30	0/0.0	187-325	.575	17-55	.309	123-152	.809	67	137	204	6.6	23	0	107	79	4	40	517	16.7
2018-19	33-10	764/23.2	95-186	.511	20-62	.323	53-68	.779	49	132	181	5.5	80	0	44	56	9	22	263	8.0
2019-20	14-2	244/17.4	36-85	.424	7-23	.304	8-13	.615	25	45	70	5.0	30	1	18	16	2	2	87	6.2
Total	83-47	1008/12.1	341-632	.540	44-140	.314	201-257	.782	152	329	481	5.8	144	2	173	157	15	69	930	11.2

2019-20 SEASON NUGGETS

Made his first two starts of the year to begin Sun Belt play at Georgia State and Georgia Southern

... tied for 8th in the

Sun Belt in league games with 6.7 rebounds per game

... has reached double-figure points on three occasions

... season- and UTA team-high 14 points at Nevada ... added

10 rebounds for his first double-double of the season ... tied for the team lead with 25 offensive rebounds

... tallied 12 points against UC Santa Barbara ... just missed his second double-double of the year with nine points and nine rebounds at Arkansas State.



PAINT TOUCHES

One Of...
Seven (Including Him)
Brothers & Sisters

Roommate
Brian 'Kipp' Warren

Cruisin'
Took A Summer Cruise To
Cozumel & Cayman Islands

Hurricane Dorian Had...
Little Impact On His Home

He's Always...
Happy, Smiling & Laid Back

The Outlier
Only Guy On The Team Who
Doesn't Play Video Games

GAME-BY-GAME STATS

Opponent	Date	GS	MIN	Total		3-Pointers		Free throws		Rebounds				PF	A	T/O	BLK	STL	PTS	AVG
				FG-FGA	PCT	3FG-3FGA	PCT	FT-FTA	PCT	OFF	DEF	TOT	AVG							
Texas-Dallas	11/05/19		08:45	3-3	1.000	2-2	1.000	0-0	.000	1	4	5	5.0	1	1	2	0	0	8	8.0
Tulsa	11/09/19		21:30	5-8	.625	1-3	.333	0-0	.000	1	4	5	5.0	1	1	0	0	0	11	9.5
at Nevada	11/12/19		18:34	5-12	.417	0-1	.000	4-6	.667	6	4	10	6.7	5	1	3	0	0	14	11.0
at Oregon	11/17/19		13:25	1-6	.167	0-3	.000	0-0	.000	3	0	3	3.0	1	1	1	0	0	2	8.8
at Gonzaga	11/19/19		15:09	0-4	.000	0-1	.000	0-0	.000	0	2	2	2.0	3	2	1	0	0	0	7.0
Arkansas Tech	11/24/19		14:20	3-4	.750	0-0	.000	0-0	.000	1	2	3	4.7	0	2	1	0	0	6	6.8
vs Furman	11/27/19		13:00	0-2	.000	0-0	.000	0-0	.000	0	2	2	4.3	1	0	1	0	0	0	5.9
at Elon	11/28/19		12:00	4-8	.500	0-2	.000	1-3	.333	1	3	4	4.3	1	0	0	0	1	9	6.3
North Texas	12/02/19		23:58	3-6	.500	1-2	.500	0-0	.000	1	7	8	4.7	4	1	2	0	0	7	6.3
UC Santa Barbara	12/07/19		21:44	5-12	.417	2-3	.667	0-0	.000	2	3	5	4.7	0	2	0	0	1	12	6.9
at Houston	12/11/19		12:07	1-1	1.000	0-0	.000	0-0	.000	3	0	3	4.5	4	1	0	0	0	2	6.5
at Georgia St.	12/19/19	*	29:31	2-8	.250	0-3	.000	2-2	1.000	1	4	5	4.6	4	1	2	1	0	6	6.4
at Ga. Southern	12/21/19	*	22:28	0-4	.000	0-1	.000	1-2	.500	3	3	6	4.7	2	1	1	1	0	1	6.0
at Arkansas St.	01/02/20		19:08	4-7	.571	1-2	.500	0-0	.000	2	7	9	5.0	3	4	2	0	0	9	6.2
Totals		2	245:40	36-85	.424	7-23	.304	8-13	.615	25	45	70	5.0	30	18	16	2	2	87	6.2

13 JABARI NARCIS

NAHR-sis
@justfly52
@jabari_narcis

Sr. | F | 6-9 | 240 | Chaguanas, Trinidad | Jacksonville College | Chaguanas North HS

RECORD PERFORMANCES

POINTS

Career 23 vs. Arkansas Tech (11/24/19)
Season 23 vs. Arkansas Tech (11/24/19)
Sun Belt 11 @ South Alabama (2/28/19)

REBOUNDS

Career 18, 2x, Last vs. Panola (1/11/18)
Season 11 vs. Arkansas Tech (11/24/19)
Sun Belt 11 @ Little Rock (2/14/19)

OFFENSIVE REBOUNDS

Career 5, 3x, Last vs. Blinn (2/3/18)
Season 4, 2x, Last vs. Furman (11/27/19)
Sun Belt 3, 2x, Last @ Troy (3/2/19)

DEFENSIVE REBOUNDS

Career 14, 3x, Last @ Paris (1/13/18)
Season 10 vs. Arkansas Tech (11/24/19)
Sun Belt 8, 2x, Last @ Arkansas State (1/2/20)

BLOCKS

Career 4, 3x, Last @ South Alabama (2/28/19)
Season 3, 3x, Last @ Georgia Southern (12/21/19)
Sun Belt 4 @ South Alabama (2/28/19)

FIELD GOALS MADE

Career 8, 2x, Last vs. Arkansas Tech (11/24/19)
Season 8 vs. Arkansas Tech (11/24/19)
Sun Belt 5 @ Arkansas State (1/2/20)

FIELD GOALS ATTEMPTED

Career 12, 4x, Last vs. Arkansas Tech (11/24/19)
Season 12 vs. Arkansas Tech (11/24/19)
Sun Belt 9 @ Arkansas State (1/2/20)

3-POINTERS MADE

Career 5, 2x, Last vs. Arkansas Tech (11/24/19)
Season 5, 2x, Last vs. Arkansas Tech (11/24/19)
Sun Belt 3 @ South Alabama (2/28/19)

FREE THROWS MADE

Career 6, 2x, Last @ San Jacinto-Central (2/07/18)
Season 4 vs. Tulsa (11/9/19)
Sun Belt 2, 3x, Last @ Georgia Southern (12/21/19)

FREE THROWS ATTEMPTED

Career 9 @ Navarro (1/8/18)
Season 5 vs. Tulsa (11/9/19)
Sun Belt 4 @ Georgia Southern (12/21/19)

MINUTES

Career 37 vs. Panola (1/11/18)
Season 32 vs. UC Santa Barbara (12/7/19)
Sun Belt 30 @ Georgia Southern (12/21/19)

MISCELLANEOUS

	Year	Career
Double-Figure Points	6	22
20+ Points	1	2
Double-Doubles	3	12
Double-Figure Rebounds	2	21
3+ Offensive Rebounds	3	27
3+ Blocks	3	16

CAREER STATS

Season	GP-GS	Min/Avg	FG-FGA	Pct	3-Ptr	F-Throws	Rebounds	PF	FO	A	TO	Blk	Stl	Pts	Avg
2016-17	25-11	0/0.0	67-149	.450	12-53	.226	22-47	.468	50	134	184	7.4	53	0	6.7
2017-18	29-17	0/0.0	82-147	.558	7-20	.350	50-81	.617	63	179	242	8.3	41	1	7.6
2018-19	32-8	421/13.2	39-87	.448	11-40	.275	10-18	.556	31	68	99	3.1	47	0	3.1
2019-20	14-14	305/21.8	40-89	.449	22-60	.367	13-21	.619	25	74	99	7.1	23	0	8.2
Total	100-50	726/7.3	228-472	.483	52-173	.301	95-167	.569	169	455	624	6.2	164	1	6.0

2019-20 SEASON NUGGETS

Ranks 5th in the Sun Belt Conference in rebounds per game (7.1); T-3rd in league games in rebounding (8.3) ... T-5th in the league with 1.3 blocks per outing ... registered a career-high 23 points against Arkansas Tech ... in four games after that performance he was in single digits each time (18 points total) ... has led UTA in scoring three times already ... has made three or more 3-pointers in a game four times this year ... 22 3-pointers made lead UTA and are already a single-season career high for him ... posted back-to-back games of five 3-pointers at #8 Gonzaga and versus Arkansas Tech.

By going a perfect 5-5 from 3-point range at #8 Gonzaga, he tied for the best 3-point percentage performance in program history. Of players who have made at least five 3-pointers in a game, Narcis is now just the third player to go 5-5 or better, joining Scott Cross (5-5 vs. UTSA on Feb. 14, 1998) and Kevin Butler (7-7 at Idaho on Feb. 14, 2013).

PAINT TOUCHES

Ping Pong King
Loves Playing Ping Pong;
Him & Elame Unbeatable

Roommate
Ayoub Nouhi

Surprising Fact
He's An Extremely Good
Swimmer

Ayoub Is A...
Gym Rat; Always Working

Thinks He Has...
The Cleanest Apartment
On The Team With Ayoub

Misses The Most...
Food From Back Home

GAME-BY-GAME STATS

Opponent	Date	GS	MIN	Total		3-Pointers		Free throws		Rebounds			PF	A	T/O	BLK	STL	PTS	AVG		
				FG-FGA	PCT	3FG-3FGA	PCT	FT-FTA	PCT	OFF	DEF	TOT								AVG	
Texas-Dallas	11/05/19	*	15:03	3-6	.500	0-3	.000	0-1	.000	1	4	5	5.0	0	0	1	1	0	6	6.0	
Tulsa	11/09/19	*	22:15	4-9	.444	4-7	.571	4-5	.800	4	6	10	7.5	2	0	1	3	0	16	11.0	
at Nevada	11/12/19	*	18:34	3-8	.375	3-7	.429	2-2	1.000	2	7	9	8.0	0	0	1	1	0	11	11.0	
at Oregon	11/17/19	*	23:53	0-4	.000	0-3	.000	0-1	.000	1	8	9	8.3	1	1	0	1	0	0	8.3	
at Gonzaga	11/19/19	*	28:50	5-5	1.000	5-5	1.000	1-2	.500	0	5	5	7.6	3	1	1	3	0	16	9.8	
Arkansas Tech	11/24/19	*	24:21	8-12	.667	5-8	.625	2-3	.667	1	10	11	8.2	1	1	0	0	0	23	12.0	
vs Furman	11/27/19	*	25:00	3-5	.600	1-3	.333	0-0	.000	4	4	8	8.1	2	0	2	1	0	7	11.3	
at Elon	11/28/19	*	11:00	2-3	.667	1-2	.500	0-0	.000	2	2	4	7.6	0	1	0	0	0	5	10.5	
North Texas	12/02/19	*	08:54	1-3	.333	0-1	.000	0-0	.000	1	1	2	7.0	3	1	2	1	1	2	9.6	
UC Santa Barbara	12/07/19	*	31:32	2-5	.400	0-3	.000	0-1	.000	2	5	7	7.0	2	0	1	2	0	4	9.0	
at Houston	12/11/19	*	23:49	3-8	.375	2-6	.333	2-2	1.000	3	1	4	6.7	3	2	1	0	0	10	9.1	
at Georgia St.	12/19/19	*	15:06	0-4	.000	0-4	.000	0-0	.000	0	7	7	6.8	1	1	1	1	0	0	8.3	
at Ga. Southern	12/21/19	*	29:34	1-8	.125	0-5	.000	2-4	.500	2	6	8	6.8	2	0	2	3	1	4	8.0	
at Arkansas St.	01/02/20	*	26:57	5-9	.556	1-3	.333	0-0	.000	2	8	10	7.1	3	3	3	1	0	11	8.2	
Totals			14	304:48	40-89	44.9	22-60	36.7	13-21	61.9	25	74	99	7.1	23	11	16	18	3	115	8.2

20 | NICOLAS ELAME

uh-LALM-eh
@nicolaselame
@nicolaselame

Fr. G 6-3 185 Paris, France Bella Vista Prep (Ariz.)

RECORD PERFORMANCES

POINTS

Career 5 @ Elon (11/28/19)
Season Same As Career
Sun Belt 2 @ Georgia State (12/19/19)

REBOUNDS

Career 4, 2x, Last @ Georgia State (12/19/19)
Season Same As Career
Sun Belt 4 @ Georgia State (12/19/19)

ASSISTS

Career 3 vs. UT Dallas (11/5/19)
Season Same As Career
Sun Belt 2 @ Georgia Southern (12/21/19)

STEALS

Career 1, 3x, Last vs. North Texas (12/2/19)
Season Same As Career
Sun Belt

FIELD GOALS MADE

Career 2 @ Elon (11/28/19)
Season Same As Career
Sun Belt

FIELD GOALS ATTEMPTED

Career 4, 2x, Last vs. North Texas (12/2/19)
Season Same As Career
Sun Belt 1 @ Georgia State (12/19/19)

FREE THROWS MADE

Career 2 @ Georgia State (12/19/19)
Season Same As Career
Sun Belt Same As Career

FREE THROWS ATTEMPTED

Career 2, 3x, Last @ Georgia State (12/19/19)
Season Same As Career
Sun Belt 2 @ Georgia State (12/19/19)

3-POINT FIELD GOALS MADE

Career 1 @ Elon (11/28/19)
Season
Sun Belt

3-POINT FIELD GOALS ATTEMPTED

Career 2 vs. North Texas (12/2/19)
Season Same As Career
Sun Belt 1 @ Georgia State (12/19/19)

MINUTES

Career 19 vs. North Texas (12/2/19)
Season Same As Career
Sun Belt 15 @ Georgia State (12/19/19)

MISCELLANEOUS

Year Career
Double-Figure Points
20+ Points
Double-Doubles
5+ Rebounds
Double-Figure Assists
Games W/ A Steal 3 3

CAREER STATS

2019-20 SEASON NUGGETS

After coming off the bench his first three games, made consecutive starts at #14 Oregon and #8 Gonzaga ... did not play against Arkansas Tech due to an ankle injury ... in his first six games of the year he had a total of two points, five rebounds, one block and one steal; in his seventh game of the season at Elon, he scored five points, grabbed four rebounds and had a block and a steal ... one of only two UTA players with a positive +/- ratio against North Texas (+1) ... tied a career high with four rebounds at Georgia State ... did not play at Arkansas State (coach's decision).

HOW HE GOT TO UTA

Born in Paris ... moved to Cameroon shortly after his birth until he was 14 years old; moved back to Paris for two years before coming to America when he was 16 ... lived with his cousin in Orlando upon moving to the U.S. and attended Downey Christian School ... moved to Houston to live with his aunt shortly after, and played his AAU ball with the Houston Defenders ... transferred to Bella Vista Prep in Arizona for his junior and season years to focus on basketball and academics.

PAINT TOUCHES

Bilingual
Is Fluent In French & English (Also Basic Spanish)

Roommate
Coleman Sparling

French-Speaking Trio
He, Ayoub Nouhi & Patrick Mwamba All Speak French

He's An...
Only Child

Plays A Lot Of...
Video Games

National Experience
Has Played For The French National Team

GAME-BY-GAME STATS

Opponent	Date	GS	MIN	Total		3-Pointers		Free throws		Rebounds				PF	A	T/O	BLK	STL	PTS	AVG	
				FG-FGA	PCT	3FG-3FGA	PCT	FT-FTA	PCT	OFF	DEF	TOT	AVG								
Texas-Dallas	11/05/19		12:12	0-3	.000	0-0	.000	0-0	.000	0	0	0	0	0	3	1	1	1	0	0.0	
Tulsa	11/09/19		01:26	0-0	.000	0-0	.000	0-0	.000	0	0	0	0	0	0	0	0	0	0	0.0	
at Nevada	11/12/19		10:55	1-1	1.000	0-0	.000	0-1	.000	0	1	1	0	3	3	1	0	0	0	2.7	
at Oregon	11/17/19	*	13:40	0-1	.000	0-0	.000	0-2	.000	1	0	1	0	1	0	1	0	0	0	0.5	
at Gonzaga	11/19/19	*	10:47	0-1	.000	0-1	.000	0-0	.000	0	1	1	0	6	0	2	1	0	0	0.4	
vs Furman	11/27/19		04:00	0-1	.000	0-1	.000	0-0	.000	0	2	2	0	8	0	0	1	0	0	0.3	
at Elon	11/28/19		16:00	2-4	.500	1-1	1.000	0-0	.000	2	2	4	1	3	0	1	2	1	1	5	1.0
North Texas	12/02/19		18:51	1-4	.250	0-2	.000	0-1	.000	1	0	1	1	3	2	2	1	0	1	2	1.1
UC Santa Barbara	12/07/19		13:29	1-3	.333	0-1	.000	0-0	.000	1	1	2	1	3	1	1	1	0	0	2	1.2
at Houston	12/11/19		17:56	0-1	.000	0-0	.000	1-2	.500	0	2	2	1	4	2	1	1	0	0	1	1.2
at Georgia St.	12/19/19		15:09	0-1	.000	0-1	.000	2-2	1.000	0	4	4	1	6	5	0	2	0	0	2	1.3
at Ga. Southern	12/21/19		08:23	0-0	.000	0-0	.000	0-0	.000	0	0	0	1	5	2	1	0	0	0	0	1.2
Totals		2	142:47	5-20	.250	1-7	.143	3-8	.375	5	13	18	1.5	14	13	12	2	3	14	1.2	

Season	GP-GS	Min/Avg	Total FG-FGA	Pct	3-Ptr FG-FGA	Pct	F-Throws FT-FTA	Pct	Rebounds Off Def Tot	Avg	PF	FO	A	TO	Blk	Stl	Pts	Avg
2019-20	12-2	144/12.0	5-20	.250	1-7	.143	3-8	.375	5 13 18	1.5	14	1	13	12	2	3	14	1.2
Total	12-2	144/12.0	5-20	.250	1-7	.143	3-8	.375	5 13 18	1.5	14	1	13	12	2	3	14	1.2

22 | TIANDRE JACKSON-YOUNG

TEE-andre

@themisfitdre

Sr. F 6-4 200 Marshall, TX Tyler JC Marshall HS

RECORD PERFORMANCES

POINTS

Career 28 @ San Jacinto-Central (1/10/18)
Season 19 vs. UT Dallas (11/5/19)
Sun Belt 16, 2x, Last @ Georgia State (12/19/19)

REBOUNDS

Career 11 vs. UC Davis (11/18/18)
Season 6 vs. Arkansas Tech (11/24/19)
Sun Belt 7 @ Georgia State (1/26/19)

ASSISTS

Career 4 vs. Houston CC (12/31/17)
Season 2 vs. UT Dallas (11/5/19)
Sun Belt 3, 2x, Last vs. Little Rock (1/19/19)

STEALS

Career 3 vs. Lamar State-Port Arthur (3/8/18)
Season 2 @ Elon (11/28/19)
Sun Belt 1, 9x, Last @ Georgia State (12/19/19)

FIELD GOALS MADE

Career 11 @ San Jacinto-Central (1/10/18)
Season 7 vs. UT Dallas (11/5/19)
Sun Belt 5, 3x, Last @ Georgia State (12/19/19)

FIELD GOALS ATTEMPTED

Career 18 @ San Jacinto-Central (1/10/18)
Season 10, 2x, Last @ Georgia State (12/19/19)
Sun Belt 10 @ Georgia State (12/19/19)

FREE THROWS MADE

Career 7 @ Lee (1/5/18)
Season 3 @ Georgia State (12/19/19)
Sun Belt 3 @ Georgia State (12/19/19)

FREE THROWS ATTEMPTED

Career 7 @ Lee (1/5/18)
Season 3 @ Georgia State (12/19/19)
Sun Belt 3, 2x, Last @ Georgia State (12/19/19)

3-POINT FIELD GOALS MADE

Career 8 @ Paris (2/18/17)
Season 5 vs. UT Dallas (11/5/19)
Sun Belt 5 @ Coastal Carolina (1/12/19)

3-POINT FIELD GOALS ATTEMPTED

Career 12 @ Paris (2/18/17)
Season 8 vs. UT Dallas (11/5/19)
Sun Belt 7 @ Georgia State (12/19/19)

MINUTES

Career 39 vs. San Jacinto-Central (3/9/18)
Season 31 @ Georgia State (12/19/19)
Sun Belt 34 vs. Arkansas State (1/17/19)

MISCELLANEOUS

	Year	Career
Double-Figure Points	2	45
20+ Points		4
Double-Doubles		
5+ Rebounds	3	23
Double-Figure Assists		
Games W/ A Steal	6	41

CAREER STATS

Season	GP-GS	Min/Avg	FG-FGA	Pct	3-Ptr		F-Throws		Rebounds				PF	FO	A	TO	Blk	Stl	Pts	Avg
					FG-FGA	Pct	FT-FTA	Pct	Off	Def	Tot	Avg								
2016-17	29-0	0/0.0	98-216	.454	61-127	.480	22-32	.688	10	35	45	1.6	31	0	15	34	3	14	279	9.6
2017-18	33-4	0/0.0	135-301	.449	48-141	.340	59-77	.766	16	99	115	3.5	39	0	24	34	6	13	377	11.4
2018-19	33-19	760/23.0	81-191	.424	45-113	.398	15-21	.714	34	77	111	3.4	54	0	22	16	5	14	222	6.7
2019-20	12-6	217/18.1	30-67	.448	14-45	.311	5-8	.625	14	28	42	3.5	14	0	7	10	6	7	79	6.6
Total	107-29	977/9.1	344-775	.444	168-426	.394	101-138	.732	74	239	313	2.9	138	0	68	94	20	48	957	8.9

2019-20 SEASON NUGGETS

Did not play against UC Santa Barbara or Houston due to a broken nose/concussion ... returned at Georgia State ... had started four-straight games before the injury after coming off the bench the first five games of the year ... season- and game-high 19 points in the opener versus UT Dallas ... scored 14 total points over the next five games ... registered back-to-back seven-point games against Furman and Elon ... grabbed a season-best six rebounds against Arkansas Tech ... finished with a team-best +/- of +5 versus North Texas ... scored 16 points at Georgia State, his most versus a Division-I team this year.



PAINT TOUCHES

Dual Athlete

Also Competes As A Long Jumper On The UTA Track & Field Team (9th Place -- 7.18m Last Year At Sun Belt Championship)

One Of...

Five Siblings (Including Him); Has A Twin Sister, Tiara

McKade Loves...

Interior Design; Lots Of Soft Rugs/Blankets In Apt.

Roommate

McKade Marquis

He's Learning To...

Play The Electric Guitar

GAME-BY-GAME STATS

Opponent	Date	GS	MIN	Total		3-Pointers		Free throws		Rebounds				PF	A	T/O	BLK	STL	PTS	AVG
				FG-FGA	PCT	3FG-3FGA	PCT	FT-FTA	PCT	OFF	DEF	TOT	AVG							
Texas-Dallas	11/05/19		15:22	7-10	.700	5-8	.625	0-0	.000	2	2	4	4.0	2	2	0	3	1	19	19.0
Tulsa	11/09/19		14:30	1-5	.200	0-4	.000	0-0	.000	2	3	5	4.5	0	1	1	0	0	2	10.5
at Nevada	11/12/19		18:18	2-5	.400	2-4	.500	0-0	.000	0	1	1	3.3	2	0	0	1	0	6	9.0
at Oregon	11/17/19		12:16	0-4	.000	0-4	.000	0-0	.000	0	2	2	3.0	0	0	1	0	1	0	6.8
at Gonzaga	11/19/19		10:09	1-3	.333	0-2	.000	0-0	.000	0	4	4	3.2	0	0	1	1	0	2	5.8
Arkansas Tech	11/24/19	*	16:22	2-4	.500	0-1	.000	0-0	.000	2	4	6	3.7	3	1	0	0	1	4	5.5
vs Furman	11/27/19	*	27:00	3-8	.375	0-5	.000	1-2	.500	1	1	2	3.4	1	1	2	0	1	7	5.7
at Elon	11/28/19	*	18:00	3-5	.600	1-2	.500	0-1	.000	0	4	4	3.5	1	0	2	0	2	7	5.9
North Texas	12/02/19	*	22:02	3-6	.500	2-4	.500	1-2	.500	0	2	2	3.3	1	1	0	1	0	9	6.2
at Georgia St.	12/19/19	*	31:00	5-10	.500	3-7	.429	3-3	1.000	3	1	4	3.4	2	1	2	0	1	16	7.2
at Ga. Southern	12/21/19	*	17:45	0-3	.000	0-3	.000	0-0	.000	3	2	5	3.5	1	0	1	0	0	0	6.5
at Arkansas St.	01/02/20		13:33	3-4	.750	1-1	1.000	0-0	.000	1	2	3	3.5	1	0	0	0	0	7	6.6
Totals		6	216:18	30-67	.448	14-45	.311	5-8	.625	14	28	42	3.5	14	7	10	6	7	79	6.6

23 | PATRICK MWAMBA

mm-WAMBA
@patrick23mwamba
@patrick_kzmwamba

So. F 6-6 196 Bukavu, Congo NBA Academy Africa Keur Madior International HS

RECORD PERFORMANCES

POINTS

Career 13 vs. UT Tyler (11/6/18)
Season 7 vs. UT Dallas (11/5/19)
Sun Belt 5, 2x, Last vs. Texas State (3/9/19)

REBOUNDS

Career 9 @ Missouri (12/4/18)
Season 5, 2x, Last @ Nevada (11/12/19)
Sun Belt 5 vs. Coastal Carolina (2/7/19)

ASSISTS

Career 3 @ Tulsa (11/27/18)
Season 2 @ Nevada (11/12/19)
Sun Belt 2, 2x, Last vs. ULM (2/23/19)

STEALS

Career 4 vs. UT Tyler (11/6/18)
Season 1, 2x, Last @ Nevada (11/12/19)
Sun Belt 2 @ Troy (3/2/19)

FIELD GOALS MADE

Career 5 vs. UT Tyler (11/6/18)
Season 3 vs. UT Dallas (11/5/19)
Sun Belt 2 vs. Texas State (3/9/19)

FIELD GOALS ATTEMPTED

Career 9 @ #8 Gonzaga (12/18/18)
Season 6 @ #14 Oregon (11/17/19)
Sun Belt 3, 2x, Last vs. Louisiana (2/21/19)

FREE THROWS MADE

Career 4 vs. UTRGV (12/1/18)
Season 2, 2x, Last @ #14 Oregon (11/17/19)
Sun Belt 2 vs. Louisiana (2/21/19)

FREE THROWS ATTEMPTED

Career 5 vs. UT Tyler (11/6/18)
Season 2, 3x, Last @ #14 Oregon (11/17/19)
Sun Belt 2, 3x, Last vs. Louisiana (2/21/19)

3-POINT FIELD GOALS MADE

Career 2, 2x, Last vs. Georgia Southern (3/16/19)
Season 1 vs. UT Dallas (11/5/19)
Sun Belt 1, 2x, Last vs. Texas State (3/9/19)

3-POINT FIELD GOALS ATTEMPTED

Career 4, 2x, Last vs. Georgia Southern (3/16/19)
Season 2, 2x, Last @ Nevada (11/12/19)
Sun Belt 3 vs. Louisiana (2/21/19)

MINUTES

Career 26, 2x, Last @ Cal Poly (12/21/18)
Season 21 vs. UT Dallas (11/5/19)
Sun Belt 17 vs. Louisiana (2/21/19)

MISCELLANEOUS

	Year	Career
Double-Figure Points		2
20+ Points		
Double-Doubles		
5+ Rebounds	2	7
Double-Figure Assists		
Games W/ A Steal	2	16

CAREER STATS

Season	GP-GS	Min/Avg	Total		3-Ptr		F-Throws		Rebounds				PF	FO	A	TO	Blk	Stl	Pts	Avg
			FG-FGA	Pct	FG-FGA	Pct	FT-FTA	Pct	Off	Def	Tot	Avg								
2018-19	27-12	386/14.3	33-82	.402	7-30	.233	16-30	.533	22	46	68	2.5	49	0	18	31	5	26	89	3.3
2019-20	5-0	73/14.6	5-17	.294	1-6	.167	4-6	.667	3	15	18	3.6	10	1	3	3	5	2	15	3.0
Total	32-12	459/14.3	38-99	.384	8-36	.222	20-36	.556	25	61	86	2.7	59	1	21	34	10	28	104	3.3

2019-20 SEASON NUGGETS

Recorded a season-high seven points in the opener against UT Dallas ... double-figure minutes in every contest until the Gonzaga game.

Broke his right foot at #8 Gonzaga (Nov. 19) and is out indefinitely.

The non-contact injury came after he pulled down an un-contested rebound off a missed Gonzaga free throw.

PRIOR TO UTA

Became the first NBA Academy Africa graduate to sign with an D-I school and just the fourth overall from the seven worldwide NBA Academies.

He participated in the first NCAA-sponsored Next Generation Sunday at the 2018 Final Four in San Antonio, and that is where UTA coaches first saw tape on him (coaches weren't allowed to attend - only watch recorded film). No UTA coaches saw him play live prior to committing.



PAINT TOUCHES

One Of...
12 Siblings (Including Him)

Has Ran A Mile In...
4 Minutes, 53 Seconds;
Best Time At UTA: 5:12

Roommate
David Azore

Food Takes
Now Enjoys Mexican Food;
Has A Shellfish Allergy

French Connection
Nice For Him To Have Two
Others (Elame, Nouhi)
Who Speak French; Reminds Him Of Home And Where He Came From

GAME-BY-GAME STATS

Opponent	Date	GS	MIN	Total		3-Pointers		Free throws		Rebounds				PF	A	T/O	BLK	STL	PTS	AVG
				FG-FGA	PCT	3FG-3FGA	PCT	FT-FTA	PCT	OFF	DEF	TOT	AVG							
Texas-Dallas	11/05/19		21:28	3-4	.750	1-2	.500	0-2	.000	0	5	5	5.0	1	1	0	1	1	7	7.0
Tulsa	11/09/19		13:32	0-1	.000	0-0	.000	2-2	1.000	1	2	3	4.0	2	0	0	2	0	2	4.5
at Nevada	11/12/19		16:57	1-4	.250	0-2	.000	0-0	.000	0	5	5	4.3	5	2	1	1	1	2	3.7
at Oregon	11/17/19		13:59	1-6	.167	0-1	.000	2-2	1.000	2	2	4	4.3	1	0	1	1	0	4	3.8
at Gonzaga	11/19/19		06:47	0-2	.000	0-1	.000	0-0	.000	0	1	1	3.6	1	0	1	0	0	0	3.0
Totals		0	72:43	5-17	.294	1-6	.167	4-6	.667	3	15	18	3.6	10	3	3	5	2	15	3.0

43 COLEMAN SPARLING

@ColemanSparling
@colemansparling

R-Jr. F 6-7 215 Ellensburg, WA College of Southern Idaho Central Washington

RECORD PERFORMANCES

POINTS

Career 19, 2x, Last @ Colorado Northwestern (1/31/19)
Season 6 vs. Furman (11/27/19)
Sun Belt 2 @ Georgia State (12/19/19)

REBOUNDS

Career 10 vs. Indian Hills (12/29/18)
Season 5 vs. UT Dallas (11/5/19)
Sun Belt 1 @ Georgia State (12/19/19)

ASSISTS

Career 6 vs. Western Nebraska (11/2/18)
Season 1, 4x, Last vs. Furman (11/27/19)
Sun Belt

STEALS

Career 3, 3x, Last vs. Central Wyoming (12/15/18)
Season 2 vs. Furman (11/27/19)
Sun Belt 1 @ Georgia State (12/19/19)

FIELD GOALS MADE

Career 7, 2x, Last @ Colorado Northwestern (1/31/19)
Season 3 vs. Furman (11/27/19)
Sun Belt

FIELD GOALS ATTEMPTED

Career 13 vs. Snow (3/2/19)
Season 7 vs. Furman (11/27/19)
Sun Belt

FREE THROWS MADE

Career 6, 2x, Last vs. Saint Martin's (11/30/17)
Season 2, 2x, Last @ Georgia State (12/19/19)
Sun Belt 2 @ Georgia State (12/19/19)

FREE THROWS ATTEMPTED

Career 8, 2x, Last @ Western Nebraska (11/9/18)
Season 2, 2x, Last @ Georgia State (12/19/19)
Sun Belt 2 @ Georgia State (12/19/19)

3-POINT FIELD GOALS MADE

Career 5 vs. Portland CC (12/8/18)
Season 1, 2x, Last @ #8 Gonzaga (11/19/19)
Sun Belt

3-POINT FIELD GOALS ATTEMPTED

Career 8 vs. Salt Lake (3/1/19)
Season 3 @ #14 Oregon (11/17/19)
Sun Belt

MINUTES

Career 35 @ Western Nebraska (11/9/18)
Season 28 vs. Furman (11/27/19)
Sun Belt 10 @ Georgia State (12/19/19)

MISCELLANEOUS

	Year	Career
Double-Figure Points		14
20+ Points		
Double-Doubles		
5+ Rebounds	1	17
Double-Figure Assists		
Games W/ A Steal	3	19

CAREER STATS

					3-Ptr		F-Throws		Rebounds													
Season	GP-GS	Min/Avg	FG-FGA	Pct	FG-FGA	Pct	FT-FTA	Pct	Off	Def	Tot	Avg	PF	FO	A	TO	Blk	Stl	Pts	Avg		
2017-18	18-18	350/19.4	32-89	.360	14-42	.333	30-39	.769	15	55	70	3.9	31	1	18	25	1	5	108	6.0		
2018-19	28-24	582/20.8	85-207	.411	36-109	.330	26-42	.619	30	79	109	3.9	52	0	58	26	8	17	232	8.3		
2019-20	11-6	154/14.0	9-21	.429	2-8	.250	4-4	1.000	5	16	21	1.9	20	0	4	3	2	4	24	2.2		
Total	57-48	1086/19.1	126-317	.397	52-159	.327	60-85	.706	50	150	200	3.5	103	1	80	54	11	26	364	6.4		

2019-20 SEASON NUGGETS

Did not make the trip to Arkansas as he is battling the flu ... did not play against UC Santa Barbara or Houston to rest a lower leg/Achilles injury ... returned at Georgia State ... made six-straight starts before the injury ... season-best six points versus Furman ... made and attempted his first two free throws (2-2) of the year against North Texas ... considers himself a point-forward; can handle the ball very well ... had about 35 friends and family in attendance at Gonzaga (had about 70 requests, but couldn't secure enough tickets in the sold-out Kennel).



PRIOR TO UTA

Utilized a redshirt season as a freshman at Division-II Central Washington in 2016-17 ... averaged 6 points and 3.9 rebounds at Central Washington in 2017-18 ... averaged 8.3 points, 3.9 rebounds and 2.1 assists at JUCO Southern Idaho in 2018-19 ... played for his father, Greg, who was the head coach at Central Washington during Coleman's two years; Greg was an assistant coach at Southern Idaho during Coleman's lone year there ... Greg is currently the head coach at D-II Alaska Fairbanks.

PAINT TOUCHES

Born On...
July 4, 1997

Roommate
Nicolas Elame (Who Is Always Doing Dishes)

No Need To Yell Fore
State Tournament Golfer In High School; Best Round Is A 70, Longest Drive Is 342 Yards ... Has Never Had A Lesson

Outdoorsy
Rides Horses ... Favorite Singer Is Country Performer Luke Combs ... Brother, Jacob, Is A Professional Cowboy (Roper)

GAME-BY-GAME STATS

Opponent	Date	GS	MIN	Total		3-Pointers		Free throws		Rebounds				PF	A	T/O	BLK	STL	PTS	AVG
				FG-FGA	PCT	3FG-3FGA	PCT	FT-FTA	PCT	OFF	DEF	TOT	AVG							
Texas-Dallas	11/05/19		11:46	0-0	.000	0-0	.000	0-0	.000	2	3	5	5.0	2	0	1	0	0	0	0.0
Tulsa	11/09/19		08:23	0-0	.000	0-0	.000	0-0	.000	0	1	1	3.0	1	0	0	0	0	0	0.0
at Nevada	11/12/19		11:57	1-2	.500	0-1	.000	0-0	.000	0	1	1	2.3	1	0	0	0	2	0.7	
at Oregon	11/17/19	*	12:22	2-4	.500	1-3	.333	0-0	.000	0	0	0	1.8	0	1	0	0	5	1.8	
at Gonzaga	11/19/19	*	14:38	1-2	.500	1-2	.500	0-0	.000	0	3	3	2.0	4	1	1	1	0	3	2.0
Arkansas Tech	11/24/19	*	23:07	1-3	.333	0-0	.000	0-0	.000	2	2	4	2.3	2	1	0	0	0	2	2.0
vs Furman	11/27/19	*	28:00	3-7	.429	0-1	.000	0-0	.000	1	3	4	2.6	3	1	1	1	2	6	2.6
at Elon	11/28/19	*	19:00	1-2	.500	0-0	.000	0-0	.000	0	2	2	2.5	1	0	0	0	2	2.5	
North Texas	12/02/19	*	11:19	0-1	.000	0-1	.000	2-2	1.000	0	0	0	2.2	3	0	0	0	1	2	2.4
at Georgia St.	12/19/19		09:48	0-0	.000	0-0	.000	2-2	1.000	0	1	1	2.1	2	0	0	0	1	2	2.4
at Ga. Southern	12/21/19		05:07	0-0	.000	0-0	.000	0-0	.000	0	0	0	1.9	1	0	0	0	0	0	2.2
Totals		6	155:27	9-21	.429	2-8	.250	4-4	1.000	5	16	21	1.9	20	4	3	2	4	24	2.2

SEASON BOX SCORES & RECAPS

UT DALLAS

WIN, 84-50

UT Dallas - 59															
Record: 0-0															
NO.	Name	Min	FG	3P	FT	Rebounds	Fouls	TP	AS	TO	ST	Blocks	W-		
			M.A.	M.A.	M.A.	OR	DR	FF	FF	FF	FF	FF			
34	Kelden Pruitt	F 22:04	2-4	1-1	0-0	2	3	5	1	0	5	0	2	0	
44	Michael Forster	F 18:39	2-8	0-2	1-2	2	2	4	1	5	0	2	1	0	
41	Hans Bunwitz	C 14:25	0-0	0-0	0-0	0	0	0	0	0	0	0	0	0	
11	Curis Allen	F 21:33	2-8	1-6	0-0	1	5	6	1	0	0	0	0	0	
13	Jalen Weber	G 23:59	1-9	0-2	0-0	1	1	2	2	2	0	4	0	-26	
5	Kavin Ezekiel	F 15:20	4-6	2-3	0-0	0	0	0	0	0	0	0	0	0	
21	Xavier Ferrell	G 12:25	1-2	0-0	2-2	0	0	0	2	4	1	0	1	-7	
23	Simson Soname	G 13:30	2-3	0-0	0-0	2	1	3	1	1	4	1	0	-6	
33	Kolton Pruitt	G 15:53	1-3	1-3	1-2	0	0	0	2	1	4	1	0	-2	
5	Hunter Stevens	G 15:27	7-10	5-8	0-0	2	4	0	0	0	0	0	0	-2	
31	Will Isaac	G 09:50	1-2	0-0	0-0	3	2	5	1	0	2	2	0	0	
20	James Curtis	G 08:31	0-1	0-0	0-0	1	1	0	1	0	0	2	0	0	
24	Jeremiah Gibson	G 05:34	0-3	0-2	0-0	0	0	1	0	0	0	0	0	-11	
3	Cole Williams	G 03:23	0-2	0-1	0-0	0	0	0	0	0	0	0	0	-11	
Team			1			5			6			0			
Totals			20-65			6-22			4-8			14			0

Shooting By Period			
1ST	FG	3P	FT
1ST	3-10	2-8	22.2%
2ND	3-7	3-5	0.0%
3RD	2-10	0-3	33.3%
4TH	3-14	3-8	30.8%
5TH	1-4	0-2	0.0%
6TH	3-13	2-6	30.8%
7TH	6-22	2-7	28.6%
8TH	6-7	4-6	44.4%

Court Ball Rebounds: 2			
1	5	6	1
2	4	0	1
3	1	4	0
4	0	3	4
5	1	0	3
6	3	4	0
7	4	0	3
8	3	4	0
9	0	3	4
10	3	4	0
11	4	0	3
12	3	4	0
13	4	0	3
14	3	4	0
15	4	0	3
16	3	4	0
17	4	0	3
18	3	4	0
19	4	0	3
20	3	4	0
21	4	0	3
22	3	4	0
23	4	0	3
24	3	4	0
25	4	0	3
26	3	4	0
27	4	0	3
28	3	4	0
29	4	0	3
30	3	4	0
31	4	0	3
32	3	4	0
33	4	0	3
34	3	4	0
35	4	0	3
36	3	4	0
37	4	0	3
38	3	4	0
39	4	0	3
40	3	4	0
41	4	0	3
42	3	4	0
43	4	0	3
44	3	4	0
45	4	0	3
46	3	4	0
47	4	0	3
48	3	4	0
49	4	0	3
50	3	4	0

Technical Fouls: NONE

Shooting By Period

1st FG% 53.0 25.0%

3PT% 2.0 22.2%

FT% 3.5 60%

2nd FG% 33.3 34.4%

3PT% 4.13 30.8%

FT% 1.4 25%

GM FG% 20.65 30.8%

3PT% 6.22 27.3%

FT% 4.8 44.4%

Dead Ball Rebounds: 2

UT Arlington - 84														
Record: 1-0														
NO.	Name	Min	FG	3P	FT	Rebounds	Fouls	TP	AS	TO	ST	Blocks		
			M.A.	M.A.	M.A.	OR	DR	FF	FF	FF	FF	FF		
2	Jordan Phillips	F 21:11	5-8	1-3	6-9	3	2	5	1	4	7	0		
3	Ayoub Nouri	F 19:38	1-6	0-2	0-0	1	2	3	0	2	3	1		
13	Jabari Narcis	C 14:25	0-1	0-0	0-0	1	4	0	1	0	0	0		
6	Brian Warren	G 21:57	1-5	0-3	1-2	1	4	5	1	2	3	2		
4	David Azore	G 23:52	3-5	1-1	0-0	0	4	0	1	7	2	0		
10	Radshad Davis	G 08:45	3-3	2-2	0-0	1	4	5	1	0	8	1		
22	Trondre Jackson-Young	G 15:27	7-10	5-8	0-0	2	4	0	0	0	0	0		
23	Patrick Mwamba	G 21:28	3-4	1-2	0-0	0	5	5	1	3	7	1		
1	Sam Griffin	G 14:24	4-7	4-7	0-0	0	1	1	1	0	12	3		
20	Nicolas Elame	G 08:00	0-0	0-0	0-0	0	0	0	0	0	0	0		
43	Coleman Sparring	G 11:48	0-0	0-0	0-0	2	3	5	2	0	0	0		
33	McKade Marquis	G 07:38	1-4	1-4	0-0	0	0	0	1	0	0	0		
14	Davis Swelam	G 05:43	0-2	0-2	0-0	0	0	0	1	0	0	0		
Team			0			3			3			0		
Totals			31-63			15-37			7-14			11		

1st QTR		2nd QTR		3rd QTR		4th QTR		OT		
10	13	10	13	10	13	10	13	10	13	
3PT %	57.1	24.4	3PT %	57.1	24.4	3PT %	57.1	24.4	3PT %	57.1
FT %	60.0	0.0	FT %	60.0	0.0	FT %	60.0	0.0	FT %	60.0
PTS	18-32	5-20	PTS	18-32	5-20	PTS	18-32	5-20	PTS	18-32
GMFG	10-20	5-10	GMFG	10-20	5-10	GMFG	10-20	5-10	GMFG	10-20
3PT %	31.63	42.9	3PT %	31.63	42.9	3PT %	31.63	42.9	3PT %	31.63
FT %	50.0	0.0	FT %	50.0	0.0	FT %	50.0	0.0	FT %	50.0
DRAFT BATT: 40.0										

Technical Fouls: NONE

Shooting By Period

1st FG% 53.1 41.9%

3PT% 5.17 28.4%

FT% 6.10 60%

2nd FG% 18.52 59.3%

3PT% 10.20 50.0%

FT% 1.4 25%

GM FG% 31.63 49.2%

3PT% 15.37 40.5%

FT% 7.14 50.0%

Dead Ball Rebounds: 3

UTD		UTA		Points from		Turnovers		Period by Period Scoring	
Biggest lead	0 (1st 20:00)	36 (2nd 0:22)	22 (2nd 11:44)	Paint	22	25	25	1st	2nd
Best Scoring Run	0 (1st 11:36)	3 (1st 15:46)	9 (1st 8:08)	Second Chance	18	18	18	UTA	21
Lead Changes	0	0	0	Fast Breaks	5	27	27	UTA	37
Times Tied	0	0	0	Bench	29	48	48	UTA	37
Time with Lead	00:00	39:51	39:51						84

TULSA

WIN, 73-59

Tulsa - 59														
Record: 1-1														
NO.	Name	Min	FG	3P	FT	Rebounds	Fouls	TP	AS	TO	ST	Blocks		
			M.A.	M.A.	M.A.	OR	DR	FF	FF	FF	FF	FF		
1	Martins Ighu	F 20:28	2-4	0-0	2-2	1	3	4	2	3	6	1		
41	Jarrah Horne	F 32:05	4-11	0-4	3-3	1	4	2	2	11	3	0		
0	Brandon Rachal	G 20:23	1-7	0-2	0-0	0	4	4	5	1	2	0		
3	Eljah Janner	G 23:39	1-6	1-2	0-0	0	2	3	3	3	0	1		
5	Lawson Kinta	G 15:10	1-8	1-7	0-0	0	0	0	0	0	3	1		
22	Reggie Jones	24:11	5-12	3-5	6-10	2	3	5	4	19	1	2		
4	Isaiah Hill	25:02	0-5	0-1	1-2	0	4	4	1	3	0	1		
11	Darion Jackson	24:59	4-7	0-1	4-4	5	2	7	1	2	0	0		
12	Emmanuel Ugboh	03:13	0-0	0-0	0-0	0	1	1	0	0	0	0		
15	Josh Earley	10:50	1-2	0-0	0-2	2	2	4	0	2	1	0		
Team						3			3			6		
Totals			19-62			5-22			16-25			41-19		

Shooting By Period			
1st	FG	8-32	25.0%
2nd	FG	11-30	36.7%
3rd	FG	12-15	80.0%
4th	FG	4-8	50.0%
2nd FG 11-30 36.7%			
3PT 24-52 46.2%			
FT 16-22 72.7%			
3PT 5-22 22.7%			
FT 16-22 72.7%			
Dead Ball Rebounds: 4			

Technical Fouls: NONE

Shooting By Period

1st FG% 10-31 32.3%

3PT% 4-19 21.1%

FT% 9-10 90%

2nd FG% 14-29 48.3%

3PT% 5-15 33.3%

FT% 7-7 100%

GM FG% 24.60 40.0%

3PT% 9-34 26.5%

FT% 16-17 94.1%

Dead Ball Rebounds: 0

UT Arlington - 73														
Record: 2-0														
NO.	Name	Min	FG	3P	FT	Rebounds	Fouls	TP	AS	TO	ST	Blocks		
			M.A.	M.A.	M.A.	OR	DR	FF	FF	FF	FF	FF		
2	Jordan Phillips	F 19:19	1-3	1-2	0-0	0	1	3	1	3	1	0		
3	Ayoub Nouri	F 20:13	3-6	2-5	0-0	1	1	2	2	8	0	0		
13	Jabari Narcis	F 22:15	4-9	4-7	0-0	4	5	10	2	4	16	1		
0	Brian Warren	G 28:09	4-10	1-5	6-6	1	2	3	4	15	4	1		
4	David Azore	G 27:41	4-11	0-4	4-4	1	5	6	2	12	6	2		
22	Trondre Jackson-Young	14:30	1-5	0-4	0-0	2	3	5	0	0	2	1		
10	Radshad Davis	21:50	5-8	1-3	0-0	1	4	5	1	1	11	0		
1	Sam Griffin	23:02	2-7	0-0	0-0	0	2	2	0	4	2	1		
23	Patrick Mwamba	13:32	0-1	0-0	2-2	1	2	3	2	1	0	0		
43	Coleman Sparring	08:23	0-0	0-0	0-0	0	1	1	0	0	0	0		
20	Nicolas Elame	01:26	0-0	0-0	0-0	0	0	0	0	0	0	0		
Team			1			3			4			0		
Totals			24-60			3-24			16-17			12		
Shooting By Period														
1st FTY			10-31			50.0%			0			0%		
2nd FTY			9-19			47.4%			0			0%		
3rd FTY			14-20			70.0%			0			0%		
4th FTY			7-15			46.7%			0			0%		
GM FTY			40-65			61.5%			0			0%		
FT %			93.9			29.2			0.0			0.0		
FT/FG			26-47			94.1%			0			0%		
Dead Ball Rebounds:														
Team			21			21.0%			0			0%		

Technical Fouls: NONE

Shooting By Period

1st FG% 10-31 32.3%

3PT% 4-19 21.1%

FT% 9-10 90%

2nd FG% 14-29 48.3%

3PT% 5-15 33.3%

FT% 7-7 100%

GM FG% 24.60 40.0%

3PT% 9-34 26.5%

FT% 16-17 94.1%

Dead Ball Rebounds: 0

Tulsa		UTA		Points from		Turnovers		Period by Period Scoring	
Biggest lead	0 (1st 20:00)	22 (2nd 11:44)	22 (2nd 11:44)	Paint	22	22	22	1st	2nd
Best Scoring Run	10 (1st 12:29)	9 (1st 8:08)	9 (1st 8:08)	Second Chance	21	13	13	Tulsa	23
Lead Changes	0	0	0	Fast Breaks	6	12	12	Tulsa	33
Times Tied	1	0	0	Bench	34	19	19	UTA	33
Time with Lead	00:00	39:37	39:37						73

@NEVADA

LOSS, 90-73

UT Arlington - 73												
Record: 2-1												
NO.	Name	Min	FG	3P	FT	Rebounds	Fouls	TP	AS	TO	ST	Blocks
			M/A	M/A	M/A	OR	DR	FF	FF	FF	FF	FF
2	Jordan Phillips	F 14:40	0-2	0-1	1-2	1	1	2	0	2	0	0
3	Ayoub Nouri	F 19:16	1-3	1-3	2-4	0	0	0	3	2	1	0
13	Jabari Narcis	F 17:46	3-		2-2	2	2	9	0	2	1	0
16	Brian Warren	GM 24:06	1-2	1-6	2-4	0	2	0	2	1	0	1
20	Adrian Jackson	F 15:56	2-4	1-2	7-8	0	2	2	1	3	2	0
22	Tandae-Jack Davis	18:34	1-2	0-1	4-6	4	5	14	1	3	0	1
22	Tandae-Jack Young	18:18	2-5	2-4	0-0	1	1	2	0	0	1	0
23	Devin Flewomba	17:46	0-1	0-0	0-0	0	0	0	1	1	1	0
1	Sam Griffin	10:11	1-1	3-7	0-0	0	0	0	13	2	1	0
20	Nicolas Elie	10:55	1-1	0-0	0-1	1	1	3	1	2	0	0
43	Coleman Sparing	11:56	2-4	0-0	0-1	1	1	2	0	0	0	0
Team												
Totals												
[22-64] 11-36 18-27 12-28 40 25-20 73 13 14 6 3 8 6 1-7												
FG % FGS: 10-31 32.3%												
3PT % 3PTs: 7-18 38.9%												
FT % FTS: 12-23 52.2%												
3PTA 1-44 22.2%												
GM FGS: 22-64 34.4%												
3PTM 11-38 28.9%												
GM FTS: 22-34 64.7%												
3PTM 11-38 28.9%												
CRD Ball Rebound 38.9%												

SEASON BOX SCORES & RECAPS

LOSS, 67-47

UTA battled through its worst shooting night in program history Sunday to remain competitive throughout the contest before a 2nd-half push by #14 Oregon sent the Mavericks to a 67-47 defeat inside Matthew Knight Arena.

UTA shot just 23.4 percent (15-64) from the floor – its worst field-goal percentage in program history (previous: 23.5 percent at Texas State on Jan. 9, 1999).

Despite that cold shooting, the Mavs trailed by single digits midway through the 2nd half and never by more than the final margin of 20 as UTA committed just six turnovers to keep itself in the matchup for the majority of the evening.

Arkansas sophomore transfer Jordan Phillips led UTA with 14 points – his most versus a Division-I opponent – while redshirt sophomore David Azore tallied 11 as the duo finished as the lone double-figure scorers for the Mavs.

1055, 72-66

Facing the #8 team in the nation on their home floor for the second-straight year, UTA came within two shots of potentially knocking off Gonzaga, but the Mavericks fell just short, 72-66.

Entering play, Gonzaga held the best field-goal percentage in the country at 56.6, but UTA held the Bulldogs to 39.1 percent while connecting at a 39.6-percent clip of its own. Included in that defensive effort for the Mavs was limiting Gonzaga to just 22.7 percent from 3-point range while delivering a 42.3-percent performance of their own from distance.

UTA led for more than 16 minutes in the 1st half before entering the locker room down just one, 28-27. The Mavs re-tied the contest on multiple occasions early in the 2nd half, but Gonzaga eventually created a little bit of separation and built a lead as large as 13. However, the Mavs demonstrated a ton of grit and fought their way back to make it a two-possession game with under a minute remaining. However, that six-point differential would end up being the difference.

WIN, 85-68

Behind double-double performances from Brian Warren and Jabari Narcis, UTA registered a season-high point total en route to an 85-68 win over Arkansas Tech inside the College Park Center.

UTA led for 37 minutes and was never seriously threatened as the Mavericks snapped a three-game losing skid – all of which came on the road to NCAA Tournament teams from a year ago – by registering a season-best field-goal performance at 50.7 percent (34-67).

Warren passed out a career- and game-high 12 assists to go along with 15 points, while Narcis scored a career- and game-high 23 points while grabbing a season- and game-best 11 rebounds. For Warren, it's his first double-double in 39 games as a member of the Mavs, while Narcis recorded his second double-double of the young season.

A 6-foot-9 forward, Narcis knocked down a career-tying five 3-pointers for the second-straight contest; as a team UTA went 7-19 (36.8 percent) from beyond the arc.

SEASON BOX SCORES & RECAPS

VS. FURMAN

LOSS, 58-57

Texas-Arlington 57 • 3-4, 0-0 SBC

#	Player	FG	3-PT	FT	Rebounds	PF	TP	A	To	Blk	Stl	Min
		FG-FGA	FG-FGA	FT-FTA	Off Def Tot							
13	Narcis, Jabari	3-5	1-3	0-0	4 4 8	2	7	0	2	1	0	25
22	Jackson-Young, TiAndre	3-8	0-5	1-2	1 1 2	1	7	1	2	0	1	27
43	Sparling, Coleman	3-7	1-1	0-0	1 3 4	3	6	1	1	1	2	28
00	Warren, Brian	6-13	1-1	0-0	0 4 4	1	18	2	0	0	7	31
04	Azore, David	5-9	2-2	0-0	0 5 5	1	12	4	3	0	0	34
01	Griffin, Sam	1-3	0-1	1-1	0 1 1	1	3	0	2	0	0	10
02	Phillips, Jordan	1-2	0-1	0-0	1 1 2	3	2	2	1	0	0	14
03	Nouhi, Ayoub	1-3	0-1	0-0	0 1 1	2	2	0	1	0	0	13
10	Davis, Radshad	0-2	0-0	0-0	0 2 2	1	0	0	1	0	0	13
14	Steelman, Davis	0-0	0-0	0-0	0 0 0	0	0	0	0	0	0	1
20	Elame, Nicolas	0-1	0-1	0-0	0 2 2	0	0	0	1	0	0	4
Team					0 2 2							
Totals		23-53	4-16	7-8	7 26 33	15	57	9	16	2	5	200

FG % 1st Half: 13-27 48.1% 2nd half: 10-26 38.5% Game: 23-53 43.4%
3FG % 1st Half: 3-11 27.3% 2nd half: 1-5 20.0% Game: 4-16 25.0%
FT % 1st Half: 2-3 66.7% 2nd half: 5-5 100.0% Game: 7-8 87.5%

Furman 58 • 7-1, 0-0 SoCon

#	Player	FG	3-PT	FT	Rebounds	PF	TP	A	To	Blk	Stl	Min
		FG-FGA	FG-FGA	FT-FTA	Off Def Tot							
04	Noah Gurley	3-7	1-1	4-5	0 1 1	2	11	2	4	1	0	25
20	Jalen Slawson	0-1	0-1	0-0	0 3 3	2	0	0	6	0	0	13
45	Clay Mounce	6-14	1-6	1-3	4 8 12	2	14	1	3	1	3	38
00	Alex Hunter	4-9	3-8	0-0	1 3 4	1	11	3	1	0	0	36
23	Jordan Lyons	4-11	4-9	2-2	0 4 4	2	14	2	2	0	0	37
00	Tre Clark	1-3	0-0	0-0	2 1 3	2	2	0	1	1	1	26
03	Mike Bothwell	2-6	0-3	2-3	1 2 3	1	6	1	0	0	1	25
Team					1 2 3							
Totals		20-51	9-28	9-13	9 24 33	12	58	9	17	3	5	200

FG % 1st Half: 7-21 33.3% 2nd half: 13-30 43.3% Game: 20-51 39.2%
3FG % 1st Half: 5-15 33.3% 2nd half: 4-13 30.8% Game: 9-28 32.1%
FT % 1st Half: 3-4 75.0% 2nd half: 6-9 66.7% Game: 9-13 69.2%

Officials: Bill Covington Jr., Anthony Franklin, and Ty McNeill

Technical fouls: Texas-Arlington-None. Furman-None

Attendance:

Score by periods	1st	2nd	Total
Texas-Arlington	27	30	57
Furman	22	36	58

Points	In	Off	2nd	Fast	Bench
UTA	28	20	5	4	7
FUR	24	10	3	1	8

Last FG - UTA 2nd-04:44, FUR 2nd-09:04
3FG % 1st Half: 3-10 30.0% 2nd half: 4-13 30.8% Game: 9-28 32.1%
FT % 1st Half: 3-4 75.0% 2nd half: 6-9 66.7% Game: 9-13 69.2%
Largest lead - UTA by 13 2nd-16:47, FUR by 3 1st-14:02
UTA led for 29:13, FUR led for 01:24, Game was tied for 03:23.

@ ELON

WIN, 77-67

UT Arlington 77 • 4-4

#	Player	FG	3-PT	FT	Rebounds	PF	TP	A	To	Blk	Stl	Min
		FG-FGA	FG-FGA	FT-FTA	Off Def Tot							
13	Narcis, Jabari	2-3	1-2	0-0	2 2 4	0	5	1	0	0	0	11
22	Jackson-Young, TiAndre	3-5	1-2	0-1	0 4 4	1	7	0	2	0	2	18
43	Sparling, Coleman	1-2	0-0	0-0	1 2 3	2	1	0	0	0	0	19
00	Warren, Brian	1-4	0-3	4-5	0 2 2	2	6	4	2	0	0	26
04	Azore, David	4-12	1-3	2-2	0 4 4	3	11	3	2	0	1	36
01	Griffin, Sam	3-9	3-4	0-0	1 5 6	4	25	0	3	1	3	39
02	Phillips, Jordan	3-5	1-2	4-4	0 3 3	2	11	1	0	0	0	27
03	Nouhi, Ayoub	0-2	0-1	1-2	1 2 3	1	1	0	0	0	1	11
10	Davis, Radshad	4-8	0-2	1-3	1 3 4	1	9	1	0	0	1	12
20	Elame, Nicolas	2-4	1-1	0-0	2 2 4	1	5	1	1	1	1	16
Team					2 2 5							
Totals		28-54	8-20	13-19	9 29 38	14	77	10	12	2	7	200

FG % 1st Half: 12-24 50.0% 2nd half: 16-30 53.3% Game: 28-54 51.9%
3FG % 1st Half: 3-10 30.0% 2nd half: 5-10 50.0% Game: 8-20 40.0%
FT % 1st Half: 5-11 45.5% 2nd half: 8-8 100.0% Game: 13-19 68.4%

Elon 67 • 3-5

#	Player	FG	3-PT	FT	Rebounds	PF	TP	A	To	Blk	Stl	Min
		FG-FGA	FG-FGA	FT-FTA	Off Def Tot							
01	Hannah, Chuck	1-1	0-0	0-0	1 1 2	0	2	1	2	0	0	17
33	Wright, Simon	3-7	1-2	3-4	2 3 5	1	10	2	1	0	1	34
00	McIntosh, Hunter	3-5	2-4	1-2	0 3 3	4	9	4	3	0	1	22
04	Sheffield II, Marcus	8-22	2-6	7-7	1 5 6	4	25	0	3	1	3	39
14	Ervin, Zac	3-10	1-4	0-0	2 1 3	3	7	0	0	0	0	25
05	Poser, Federico	0-0	0-0	0-0	1 1 2	2	0	1	1	0	0	5
10	Wooten, Kris	3-6	3-6	0-0	1 1 2	1	5	1	0	0	0	27
21	Pack, Andy	0-2	0-2	0-0	0 0 0	1	0	0	0	0	0	8
25	Woods, Hunter	2-4	1-3	0-1	0 5 5	3	5	2	2	1	0	23
Team					0 2 2							
Totals		23-57	10-27	11-14	7 20 27	19	67	11	12	3	3	200

FG % 1st Half: 11-29 37.9% 2nd half: 12-28 42.9% Game: 23-57 40.4%
3FG % 1st Half: 6-14 42.9% 2nd half: 4-13 30.8% Game: 10-27 37.0%
FT % 1st Half: 2-3 66.7% 2nd half: 9-11 81.8% Game: 11-14 78.6%

Officials: JW Lucas, Mike Palau, Tim Smith

Technical fouls: UT Arlington-None. Elon-None.

Attendance: 875

Score by periods	1st	2nd	Total
UT Arlington	32	45	77
Elon	30	37	67

Points	In	Off	2nd	Fast	Bench
UTA	28	16	15	6	48
ELON	18	8	3	1	34

Last FG - UTA 2nd-01:51, ELON 2nd-00:09
3FG % 1st Half: 6-14 42.9% 2nd half: 4-13 30.8% Game: 10-27 37.0%
FT % 1st Half: 2-3 66.7% 2nd half: 9-11 81.8% Game: 11-14 78.6%
Largest lead - UTA by 13 2nd-01:51, ELON by 7 2nd-12:42
UTA led for 19:15, ELON led for 09:35, Game was tied for 11:12.

NORTH TEXAS

LOSS, 77-66

North Texas -77

Record: 3-5

NO.	Name	Min	FG	3P	FT	Rebounds	Fouls	TP	AS	TO	ST	Blocks	+/-
			M.A.	M.A.	M.A.	OR TOT	PF						
23	Deng Gou	F 22:39	4-7	0-0	2-2	4 4 8	2	1	1	1	0	2	14
24	Zachary Simmons	F 31:24	5-8	0-0	2-6	7 3 10	2	5	12	1	0	3	8
0	James Reese	G 16:55	1-6	0-3	0-0	0 2 2	2	2	1	0	2	0	13
1	Umaja Gibson	G 32:42	7-12	2-4	2-2	1 3 4	2	4	18	2	4	2	9
3	Javon Hamlet	G 33:06	4-10	1-2	9-11	0 3 3	1	8	18	7	2	1	0
2	Roosevelt Smart	13:57	0-3	0-2	0-0	0 3 3	0	1	0	0	0	0	3
13	Thomas Bell	25:47	2-5	0-2	1-2	2 3 5	3	2	5	2	2	0	0
55	DJ Draper	23:20	4-6	0-0	0-0	0 1 1	4	0	12	0	1	0	0
Team						0 2 2			0	2			
Totals		27:54	7-19	16-23	14 24 38	17 23	77	14	13	5	6	4	11

Technical Fouls: Coach 2nd 11:55

Shooting By Period

1 st FG%	13-31	41.9%
3PT%	4-11	36.4%
FT%	5-7	71.4%
2 nd FG%	14-23	60.9%
3PT%	3-8	37.5%
FT%	11-16	68.8%
GM FG%	27-54	50.0%
3PT%	7-19	36.8%
FT%	16-23	69.6%

Dead Ball Rebounds: 3-0

UT Arlington -66

Record: 4-6

NO.	Name	Min	FG	3P	FT	Rebounds	Fouls	TP	AS	TO	ST	Blocks	+/-
			M.A.	M.A.	M.A.	OR TOT	PF						
13	Jabari Narcis	F 08:54	1-3	0-1	0-0	1 1 2	3	2	1	2	1	0	0
22	TiAndre Jackson-Young	F 22:02	3-6	2-4	1-2	0 2 2	1	1	9	1	0	0	1
43	Coleman Sparling	F 11:19	0-1	0-1	2-2	0 0 0	3	1	2	0	0	1	0
0	Brian Warren	F 15:14	4-6	0-0	0-0	0 2 2	2	3	18	1	5	1	1
4	David Azore	G 28:25	4-9	1-4	8-10	1 2 3	3	4	18	2	4	1	0
2	Jordan Phillips	20:29	1-6	0-2	1-2	2 1 3	1	2	3	0	2	0	1
1	Sam Griffin	16:03	2-5	0-0	0-0	0 0 0	0	0	2	0	0	0	0
3	Ayoub Nouhi	16:08	1-1	0-0	0-0	0 1 1	2	1	2	3	0	0	0
10	Radshad Davis	23:52	3-4	1-2	0-0	1 7 8	4	1	7	1	2	0	0
20	Nicolas Elame	18:51	1-4	0-2	0-1	1 0 1	2	1	2	2	1	1	0
Team						5 1 6			0	0			
Totals		23:55	8-22	12-17	11 17 28	23 36	66	15	13	7	4	6	-11

Technical Fouls: NONE

Shooting By Period

1 st FG%	9-28	31.0%
3PT%	4-12	33.3%
FT%	1-2	50%
2 nd FG%	14-26	53.8%
3PT%	4-10	40.0%
FT%	11-15	73.3%
GM FG%	23-55	41.8%
3PT%	8-22	36.4%
FT%	12-17	70.6%

Dead Ball Rebounds: 2-0

	UNT	UTA
Biggest lead	20 (2 nd 15:37)	4 (1 st 18:15)
Best Scoring Run	10 (1 st 7:00)	9 (2 nd 6:09)
Lead Changes	1	
Times Tied	1	
Time with Lead	37:10	01:31

Points from Turnovers

UNT 8 UTA 8

Period by Period Scoring

1st 2nd TOT

UNT 35 42 77

Second Chance

UNT 10 18

Fast Breaks

SEASON BOX SCORES & RECAPS

UC SANTA BARBARA

Loss, 72-69

UC Santa Barbara - 72												
Record: 6-3												
NO. Name	Min	FG	3P	FT	Rebounds	Fouls	TP	AS	TO	ST	Blocks	+/-
		M/A	M/A	M/A	OR DR TOT	PF	FD				BS BA	
2 Matt Freeman	22:46	3-6	1-1	2-3	1 3 4	4	2	9	2	0	0	1 -3
12 Amadou Sow	F 26:35	8-10	3-3	4-5	1 5 6	1	3	23	0	0	2	2 0 13
3 Jaquon McLaughlin	G 36:50	5-11	3-7	9-10	0 5 5	3	7	22	3	1	3	0 0 1
4 Desean Ramsey	G 36:39	1-10	1-8	3-4	0 3 3	2	3	6	7	2	0	1 1
11 Brandon Cyrus	G 27:35	2-7	1-4	1-2	0 4 4	4	1	6	1	0	0	0 10
0 Sekou Touré	18:53	2-2	0-0	0-0	0 6 6	1	0	4	0	1	1	0 0 5
35 Robinson Isehn	13:25	1-3	0-0	0-0	3 1 4	1	0	2	1	1	0	1 0 -9
5 Jay Nagle	15:42	0-4	0-2	0-0	1 0 1	0	0	0	0	0	0	1 1 2
1 Roberto Gitters	01:35	0-0	0-0	0-0	0 0 0	0	0	0	0	0	0	0 0 -5
Team					1 0 1							
Totals	22:53	9-25	19-24	7 27	34	16	16	72	13	11	8	3 1 4

Record: 4-6

UT Arlington - 68												
Record: 4-6												
NO. Name	Min	FG	3P	FT	Rebounds	Fouls	TP	AS	TO	ST	Blocks	+/-
		M/A	M/A	M/A	OR DR TOT	PF	FD				BS BA	
2 Jordan Phillips	F 28:22	5-10	1-3	3-6	2 5 7	2	3	14	1	2	2	1 0 -8
3 Ayoub Nuzi	F 16:38	0-0	0-0	0-0	0 3 3	4	0	3	1	1	0	0 -6
13 Jabari Narcis	F 31:32	2-5	0-3	0-1	2 5 7	2	2	4	0	1	0	2 0 -3
0 Brian Warren	G 28:50	2-4	1-3	2-2	2 0 2	4	3	7	2	2	1	0 0 -6
4 David Azore	G 37:52	4-12	0-3	5-7	1 9 10	3	5	13	7	2	1	0 1 -8
10 Radhaad Davis	21:44	2-12	2-3	0-0	2 3 5	0	1	12	2	0	1	0 1 5
1 Sam Griffin	20:46	5-12	3-7	3-4	0 2 2	0	2	16	0	2	0	0 0 5
20 Nicolas Elame	13:29	1-3	0-1	0-0	1 1 2	1	0	2	1	1	0	0 1 1
14 Davis Steelman	00:47	0-0	0-0	0-0	0 0 0	0	0	0	0	0	0	0 0 0
Team					1 0 1							
Totals	24:58	7-23	13-20	11 28	39	16	16	68	16	13	6	3 1 -4

Technical Fouls: NONE

Shooting By Period		1st	2nd	TOT
1st FG%	10-23	43.5%		
3PT%	4-11	36.4%		
FT%	5-7	71.4%		
2nd FG%	12-30	40.0%		
3PT%	5-16	31.3%		
FT%	14-17	82.4%		
GM FG%	22-53	41.5%		
3PT%	9-25	36.0%		
FT%	19-24	79.2%		
Dead Ball Rebounds:	1 0			

Playing without two starters, already-shorthanded UTA battled back from a double-figure 2nd-half deficit to tie the game, but UC Santa Barbara ultimately claimed a 72-68 win in the Mavericks home non-conference finale.

Trailing by 10 midway through the 2nd half, UTA orchestrated an 8-0 run as part of a larger 19-9 stretch which turned a 50-40 deficit at the 11-minute mark into a 59-59 tie with four minutes left. True freshman Sam Griffin keyed the Mavs' spurt as the guard came off the bench and scored 14 of UTA's 17 points in one stretch on his way to finishing with a team-high 16 points.

However, UCSB had a response immediately after UTA tied the contest at 59-all, converting a traditional three-point play on its ensuing possession, and the Gauchos would have that lead the final four minutes on their way to a fifth-straight win.

@ HOUSTON

Loss, 71-63

UT Arlington - 63												
Record: 4-7												
NO. Name	Min	FG	3P	FT	Rebounds	Fouls	TP	AS	TO	ST	Blocks	+/-
		M/A	M/A	M/A	OR DR TOT	PF	FD				BS BA	
2 Jordan Phillips	F 35:03	1-7	0-2	3-4	1 3 4	2	4	5	0	1	1	0 1 -2
13 Jabari Narcis	F 23:49	3-8	2-6	2-2	3 1 4	3	1	10	2	1	0	0 0 -11
0 Brian Warren	G 29:31	6-19	5-10	6-8	0 2 2	3	5	27	2	0	0	1 -3
1 Sam Griffin	G 28:44	1-8	0-5	1-2	1 1 2	1	4	3	1	2	0	1 -7
4 David Azore	G 37:20	5-14	1-4	6-7	3 5 8	4	5	13	2	1	0	2 -7
10 Radhaad Davis	12:07	1-1	0-0	0-0	3 0 3	3	4	2	2	1	0	0 0 -6
20 Nicolas Elame	17:56	0-1	0-0	1-2	0 2 2	2	1	1	1	0	0	1 -8
3 Ayoub Nuzi	15:05	0-2	0-1	0-0	2 2 4	3	1	2	0	1	0	1 0 1
33 McKade Marquis	00:25	0-0	0-0	0-0	0 0 0	0	0	0	0	0	0	0 -1
Team					3 3 6							
Totals	17:50	8-28	21-27	14 17	31	20	24	63	10	5	4	0 6 -8

Technical Fouls: Team 2nd 17:41

Houston - 71												
Record: 6-2												
NO. Name	Min	FG	3P	FT	Rebounds	Fouls	TP	AS	TO	ST	Blocks	+/-
		M/A	M/A	M/A	OR DR TOT	PF	FD				BS BA	
35 Fabian White Jr.	F 30:40	3-10	0-0	1-1	4 4 8	1	6	7	0	1	0	2 0 12
1 Chris Harris Jr.	C 12:10	0-1	0-0	1	1	4	5	2	1	0	0	0 0 13
3 DeJon Jearreau	G 21:16	2-6	0-2	5-8	4 1 5	3	6	9	6	2	0	1 0 12
11 Nate Hinton	G 31:47	8-15	4-8	3-3	3 7 10	2	2	25	2	3	0	1 0 8
24 Quentin Grimes	G 26:17	4-8	1-3	1-2	0 4 4	4	1	10	0	2	0	0 7
55 Brison Gresham	13:35	1-2	0-0	0-0	1 3 4	2	0	2	2	1	1	0 2 -8
4 Justin Gorcham	15:38	0-0	0-0	1-2	1 6 7	3	1	1	1	0	0	0 0 -3
0 Marcus Sasser	17:48	0-2	0-1	0-0	0 0 0	0	0	0	0	2	2	0 0 -3
2 Caleb Miller	22:10	6-11	3-5	2-3	0 3 3	1	2	1	0	4	1	0 1 1
23 Cedrick Alley Jr.	08:39	0-1	0-1	0-0	0 0 0	0	0	1	0	1	1	0 1 1
Team					1 2 3							
Totals	25:56	8-20	13-19	15 34	49	24	20	71	13	16	1	6 0 8

Technical Fouls: NONE

Shooting By Period		1st	2nd	TOT
1st FG%	10-20	50.0%		
3PT%	4-10	40.0%		
FT%	2-3	66.7%		
2nd FG%	10-28	35.7%		
3PT%	4-10	40.0%		
FT%	11-16	68.8%		
GM FG%	25-56	44.6%		
3PT%	8-20	40.0%		
FT%	13-19	68.4%		
Dead Ball Rebounds:	4 0			

Warren poured in the most points any UTA player has scored this year with his game-best 27-point outing on 8-19 shooting, including a career-high-tying five 3-pointers and 6-8 from the free-throw line.

In his homecoming, Houston native David Azore reached double-figure points for the 10th-straight time with 13 while adding a team-best eight rebounds. Jabari Narcis rounded out the trio of double-figure scorers for the Mavs with 10, including his first 3-pointers since Thanksgiving Day.

UTA never trailed by more than 13 at any point in the game, but also never got its deficit below five in the 2nd half aside from a half-opening 3-pointer from Warren which put the Mavs down just three for 20 seconds.

@ GEORGIA ST.

Loss, 83-77

UT Arlington - 77												
Record: 4-8 (0-1)												
NO. Name	Min	FG	3P	FT	Rebounds	Fouls	TP	AS	TO	ST	Blocks	+/-
		M/A	M/A	M/A	OR DR TOT	PF	FD				BS BA	
10 Radhaad Davis	F 29:31	2-8	0-3	2-2	1 4 5	4	2	6	1	2	0	1 2 1
13 Jabari Narcis	F 16:09	2-4	0-4	0-0	0 7 7	1	0	0	1	1	1	0 -4
22 TiAndre Jackson-Young	F 31:00	5-10	3-7	3-3	3 1 4	2	3	16	1	2	1	0 0 2
0 Brian Warren	G 33:33	9-22	1-10	0-0	0 5 5	4	3	19	3	2	2	0 2 2
4 David Azore	G 34:13	6-11	3-4	8-8	0 3 3	4	6	23	4	6	0	1 2 -8
20 Nicolas Elame	15:06	0-1	0-1	2-2	0 4 4	5	2	2	0	2	0	0 0 -1
2 Jordan Phillips	18:21	2-6	1-3	0-0	0 1 1	2	1	5	1	2	1	0 0 -5
43 Coleman Sparing	09:48	0-0	0-0	2-2	0 1 1	2	2	2	0	0	1	0 0 -10
1 Sam Griffin	05:52	1-2	0-1	0-0	0 1 1	0	1	2	0	0	0	0 0 -8
3 Ayoub Nuzi	07:28	1-1	0-0	0-0	1 0 1	2	0	2	0	3	0	0 0 -1
Team					4 0 8							
Totals	26:55	8-33	17-17	12 29	41	25	17	77	11	20	6	3 7 -6

Technical Fouls: Warren 2nd 13:24

Georgia St. - 83												
Record: 7-3 (1-0)												
NO. Name	Min	FG	3P	FT	Rebounds	Fouls	TP	AS	TO	ST	Blocks	+/-
		M/A	M/A	M/A	OR DR TOT	PF	FD				BS BA	
25 Jalen Thomas	C 23:38	4-7	0-0	3-5	2 3 5	2	3	11	0	0	1	3 1 4
1 Damon Wilson	G 32:29	7-14	2-5	6-8	0 6 6	2	6	22	2	4	2	0 0 -4
2 Justin Roberts	G 33:34	5-18	0-5	5-5	1 5 6	3	10	5	6	3	5	0 1 4
11 Corey Allen	G 10:46	1-4	0-2	0-0	1 0 1	0	2	2	0	0	0	0 -6
12 Kane Williams	G 32:45	4-12	1-2	8-12	3 6 9	3	6	17	5	3	1	1 1 2
20 Josh Under	18:25	2-5	0-0	0-0	2 2 4	4	1	4	0	0	1	0 0 13
23 Joe Jones III	07:35	1-1	0-0	1-2	1 1 2	2	0	3	0	0	0	0 0 2
10 Nelson Phillips	25:39	3-4	2-3	1-2	0 1 1	1	2	9	0	3	0	0 0 -3
14 Chris Clerkley	04:50	0-0	0-0	0-0	0 1 1	0	0	0	0	0	1	0 0 3
0 Kavonte Ivery	09:10	0-1	0-1	0-0	1 2 3	1	0	0	0	0	1	0 0 7
Team					4 0 8							
Totals	27:56	5-18	24-34	15 27	42	18	24	83	13	13	11	7 3 6

Technical Fouls: Wilson 2nd 13:24

Shooting By Period		1st	2nd	TOT
1st FG%	11-32	34.4%		
3PT%	3-13	23.1%		
FT%	8-11	72.7%		
2nd FG%	16-34	47.1%		
3PT%	2-5	40.0%		
FT%	16-21	76.2%		</

SEASON BOX SCORES & RELAPS

@GEORGIA SOUTHERN

LOSS, 77-74

Record: 4-9 (0-2)												
NO.	Name	Min	FG	3P	FT	Rebounds	Fouls	TP	AS	TO	ST	Blocks
19	Radiha Davis	22:28	0-4	0-1	1-2	3 3 6	2 1	1	1	1	0	1 1 7
13	Jabari Narcis	F 29:34	1-8	0-5	2-4	2 6 8	2 3	4	0	2	1	3 1 2
22	TiAndre Jackson-Young	F 17:45	0-3	0-3	0-0	3 2 5	1 0	0	0	1	0	0 0 -2
0	Brian Warren	G 33:40	12-21	4-7	0-1	1 2 3	4 1	28	2	4	2	0 0 6
4	David Azore	G 32:36	11-14	2-2	9-10	0 12 12	1 7	33	4	4	3	0 0 1
1	Sam Griffin	G 14:44	1-3	1-2	3-4	0 1 1	1 3	6	0	2	1	0 0 -12
2	Jordan Phillips	18:56	1-5	0-0	0-0	0 1 1	2 0	2	0	1	0	0 1 -10
20	Nicolas Elame	08:23	0-0	0-0	0-0	0 0 0	0 0	0	2	1	0	0 0 -3
3	Ayoub Nuhli	16:47	0-0	0-0	0-0	0 3 3	0 0	1	2	0	1	0 0 -7
43	Coleman Spurling	05:07	0-0	0-0	0-0	0 0 0	1 0	0	0	0	0	0 0 3
Team						2 4 6	0	0	0	0	0	0
Totals						26-58	7-20	15-21	11	34	45	14

Technical Fouls: NONE

Record: 8-4 (2-0)												
NO.	Name	Min	FG	3P	FT	Rebounds	Fouls	TP	AS	TO	ST	Blocks
2	Elijah McCadden	F 33:15	5-13	2-3	0-0	0 5 5	1 1	12	3	2	0	0 2 2
23	Simone Carter	F 20:07	2-7	0-0	1-2	1 3 4	0 2	5	0	0	0	1 0 -6
3	Ike Smith	G 32:03	7-14	2-8	0-0	4 5 9	2 3	16	3	3	2	1 0 2
10	Calvin Wishart	G 26:29	3-13	2-10	3-4	0 1 1	0 3	11	2	0	3	0 0 5
13	Quan Jackson	G 27:21	4-10	1-2	3-3	0 6 6	3 2	12	1	0	2	1 1 10
5	Trey Dawkins	00:01	0-0	0-0	0-0	0 0 0	1 0	0	0	1	0	0 0 0
24	David Lee Jones Jr.	16:09	1-4	1-3	0-0	1 1 2	1 0	3	1	3	1	0 0 -8
53	Isaiah Crawley	19:53	2-3	0-0	3-4	2 1 3	4 2	7	1	0	0	1 0 -9
0	Trevion Lamar	24:43	4-8	3-4	0-0	2 4 4	3 1	11	1	1	0	0 1 1
Team						2 2 4	0	0	0	0	0	0
Totals						26-72	11-30	10-13	12	26	38	15

Technical Fouls: NONE

Record: 4-9 (0-2)												
NO.	Name	Min	FG	3P	FT	Rebounds	Fouls	TP	AS	TO	ST	Blocks
19	Radiha Davis	22:28	0-4	0-1	1-2	3 3 6	2 1	1	1	1	0	1 1 7
13	Jabari Narcis	F 29:34	1-8	0-5	2-4	2 6 8	2 3	4	0	2	1	3 1 2
22	TiAndre Jackson-Young	F 17:45	0-3	0-3	0-0	3 2 5	1 0	0	0	1	0	0 0 -2
0	Brian Warren	G 33:40	12-21	4-7	0-1	1 2 3	4 1	28	2	4	2	0 0 6
4	David Azore	G 32:36	11-14	2-2	9-10	0 12 12	1 7	33	4	4	3	0 0 1
1	Sam Griffin	G 14:44	1-3	1-2	3-4	0 1 1	1 3	6	0	2	1	0 0 -12
2	Jordan Phillips	18:56	1-5	0-0	0-0	0 1 1	2 0	2	0	1	0	0 1 -10
20	Nicolas Elame	08:23	0-0	0-0	0-0	0 0 0	0 0	0	2	1	0	0 0 -3
3	Ayoub Nuhli	16:47	0-0	0-0	0-0	0 3 3	0 0	1	2	0	1	0 0 -7
43	Coleman Spurling	05:07	0-0	0-0	0-0	0 0 0	1 0	0	0	0	0	0 0 3
Team						2 4 6	0	0	0	0	0	0
Totals						26-58	7-20	15-21	11	34	45	14

Technical Fouls: NONE

Record: 8-4 (2-0)												
NO.	Name	Min	FG	3P	FT	Rebounds	Fouls	TP	AS	TO	ST	Blocks
2	Elijah McCadden	F 33:15	5-13	2-3	0-0	0 5 5	1 1	12	3	2	0	0 2 2
23	Simone Carter	F 20:07	2-7	0-0	1-2	1 3 4	0 2	5	0	0	0	1 0 -6
3	Ike Smith	G 32:03	7-14	2-8	0-0	4 5 9	2 3	16	3	3	2	1 0 2
10	Calvin Wishart	G 26:29	3-13	2-10	3-4	0 1 1	0 3	11	2	0	3	0 0 5
13	Quan Jackson	G 27:21	4-10	1-2	3-3	0 6 6	3 2	12	1	0	2	1 1 10
5	Trey Dawkins	00:01	0-0	0-0	0-0	0 0 0	1 0	0	0	1	0	0 0 0
24	David Lee Jones Jr.	16:09	1-4	1-3	0-0	1 1 2	1 0	3	1	3	1	0 0 -8
53	Isaiah Crawley	19:53	2-3	0-0	3-4	2 1 3	4 2	7	1	0	0	1 0 -9
0	Trevion Lamar	24:43	4-8	3-4	0-0	2 4 4	3 1	11	1	1	0	0 1 1
Team						2 2 4	0	0	0	0	0	0
Totals						26-72	11-30	10-13	12	26	38	15

Technical Fouls: NONE

Record: 8-4 (2-0)												
NO.	Name	Min	FG	3P	FT	Rebounds	Fouls	TP	AS	TO	ST	Blocks
2	Elijah McCadden	F 33:15	5-13	2-3	0-0	0 5 5	1 1	12	3	2	0	0 2 2
23	Simone Carter	F 20:07	2-7	0-0	1-2	1 3 4	0 2	5	0	0	0	1 0 -6
3	Ike Smith	G 32:03	7-14	2-8	0-0	4 5 9	2 3	16	3	3	2	1 0 2
10	Calvin Wishart	G 26:29	3-13	2-10	3-4	0 1 1	0 3	11	2	0	3	0 0 5
13	Quan Jackson	G 27:21	4-10	1-2	3-3	0 6 6	3 2	12	1	0	2	1 1 10
5	Trey Dawkins	00:01	0-0	0-0	0-0	0 0 0	1 0	0	0	1	0	0 0 0
24	David Lee Jones Jr.	16:09	1-4	1-3	0-0	1 1 2	1 0	3	1	3	1	0 0 -8
53	Isaiah Crawley	19:53	2-3	0-0	3-4	2 1 3	4 2	7	1	0	0	1 0 -9
0	Trevion Lamar	24:43	4-8	3-4	0-0	2 4 4	3 1	11	1	1	0	0 1 1
Team						2 2 4	0	0	0	0	0	0
Totals						26-72	11-30	10-13	12	26	38	15

Technical Fouls: NONE

Record: 8-4 (2-0)												
NO.	Name	Min	FG	3P	FT	Rebounds	Fouls	TP	AS	TO	ST	Blocks
2	Elijah McCadden	F 33:15	5-13	2-3	0-0	0 5 5	1 1	12	3	2	0	0 2 2
23	Simone Carter	F 20:07	2-7	0-0	1-2	1 3 4	0 2	5	0	0	0	1 0 -6
3	Ike Smith	G 32:03	7-14	2-8	0-0	4 5 9	2 3	16	3	3	2	1 0 2
10	Calvin Wishart	G 26:29	3-13	2-10	3-4	0 1 1	0 3	11	2	0	3	0 0 5
13	Quan Jackson	G 27:21	4-10	1-2	3-3	0 6 6	3 2	12	1	0	2	1 1 10
5	Trey Dawkins	00:01	0-0	0-0	0-0	0 0 0	1 0	0	0	1	0	0 0 0
24	David Lee Jones Jr.	16:09	1-4	1-3	0-0	1 1 2	1 0	3	1	3	1	0 0 -8
53	Isaiah Crawley	19:53	2-3	0-0	3-4	2 1 3	4 2	7	1	0	0	1 0 -9
0	Trevion Lamar	24:43	4-8	3-4	0-0	2 4 4	3 1	11	1	1	0	0 1 1
Team						2 2 4	0	0	0	0	0	0
Totals						26-72	11-30	10-13	12	26	38	15

Technical Fouls: NONE

Record: 8-4 (2-0)												
NO.	Name	Min	FG	3P	FT	Rebounds	Fouls	TP	AS	TO	ST	Blocks
2	Jordan Phillips	F 22:57	2-6	0-1	2-2	0 4 4	2 3	6	3	2	1	0 0 0
3	Ayoub Nuhli	F 22:23	1-2	0-1	0-0	1 2 3	2 0	2	1	0	0	0 0 7
13	Jabari Narcis	F 26:57	5-9	1-3	0-0	2 8 10	3 3	11	3	3	0	1 1 6
0	Brian Warren	G 32:22	3-11	0-5	1-2	1 2 3	3 2	7	9	1	1	0 1 21
4	David Azore	G 22:17	5-9	2-3	1-2	0 5 5	4 1	13	3	2	0	0 0 6
14	Davis Steelman	25:08	6-7	2-2	0-0	1 2 3	2 0	14	1	1	1	0 0 6
1	Sam Griffin	14:08	2-4	0-1	0-1	0 2 2	1 1	4	3	2	0	0 1 15
10	Radiha Davis	19:06	4-7	1-2	0-0	2 7 9	3 2	8	4	2	0	0 1 17
22	TiAndre Jackson-Young	13:33	3-4	1-1	0-0	1 2 3	1 1	7	0	0	0	0 0 14
33	McKade Marquis	01:07	0-0	0-0	0-0	0 0 0	0 0	0	0	0	0	0 0 -2
Team						0 0 0	0	0	0	0	0	0
Totals						31-59	7-19	4-7	8	34	42	21

Technical Fouls: NONE

Arkansas State - 52			Record: 10-4 (2-1)													
NO.	Name	Min	FG	3P	FT	Rebounds	Fouls	TP	AS	TO	ST	Blocks	+/-			
			pts	pts	pts	off	tot	pts								
3	Malik Brevard	F 20:24	3-3	0-0	0-0	3 4	2	6	1	0	0	1	-4			
4	J.J. Matthews	F 21:53	1-4	0-0	2-4	1 2	3	3	2	4	0	1	0	-12		
5	Christian Willis	F 25:17	1-4	0-0	3-6	0 3	3	1	3	5	3	3	2	0	-12	
12	Canberk Kunt	G 15:48	1-8	0-2	4-6	3 0	3	2	3	6	2	1	0	0	-16	
23	Marquis Eaton	G 32:20	3-11	1-3	2-2	1 2	3	1	2	8	2	1	0	0	-17	
0	Caleb Fields	30:40	2-6	1-1	2-2	0 2	2	1	3	7	2	1	0	0	-20	
1	Jerry Johnson	14:27	0-3	0-3	0-0	0 0	0	0	1	0	0	0	0	0	-15	
11	Melo Eggleston	25:53	3-12	0-0	4-6	1 6	7	1	5	10	1	1	2	0	-5	
32	Antwon Jackson	14:11	2-5	0-0	2-2	2 3	5	1	2	6	1	0	0	0	-6	
2	Kobe Wilson	01:07	0-0	0-0	0-0	0 0	0	0	0	0	0	0	0	0	-2	
Team																
Totals			16-56	2-9	18-28	11	22	33	13	21	52	13	7	5	0	21

2019-20 UTA STARTING LINEUPS

DAY	OPPONENT	1	2	3	4	5	RECORD
11.5	UT Dallas	Warren	Phillips	Azore	Nouhi	Narcis	-----
11.9	Tulsa	Warren	Phillips	Azore	Nouhi	Narcis	-----
11.12	@ Nevada	Warren	Phillips	Azore	Nouhi	Narcis	2-1 (1)
11.17	@ #14 Oregon	Warren	Elame	Azore	Sparling	Narcis	-----
11.19	@ #8 Gonzaga	Warren	Elame	Azore	Sparling	Narcis	0-2 (2)
11.24	Arkansas Tech	Warren	Jackson-Young	Azore	Sparling	Narcis	-----
11.27	vs. Furman	Warren	Jackson-Young	Azore	Sparling	Narcis	-----
11.28	@ Elon	Warren	Jackson-Young	Azore	Sparling	Narcis	-----
12.2	North Texas	Warren	Jackson-Young	Azore	Sparling	Narcis	2-2 (3)
12.7	UC Santa Barbara	Warren	Phillips	Azore	Nouhi	Narcis	2-2 (1)
12.11	@ Houston	Warren	Griffin	Azore	Phillips	Narcis	0-1 (4)
12.19	@ Georgia State	Warren	Jackson-Young	Azore	Davis	Narcis	-----
12.21	@ Georgia Southern	Warren	Jackson-Young	Azore	Davis	Narcis	0-2 (5)
1.2	@ Arkansas State	Warren	Phillips	Azore	Nouhi	Narcis	3-2 (1)
1.4	@ Little Rock						
1.6	South Alabama						
1.9	Appalachian State						
1.11	Coastal Carolina						
1.16	@ Louisiana						
1.18	@ ULM						
1.25	@ Texas State						
1.30	Louisiana						
2.1	ULM						
2.6	@ Appalachian State						
2.8	@ Coastal Carolina						
2.13	Arkansas State						
2.15	Little Rock						
2.20	Georgia State						
2.22	Georgia Southern						
2.28	Texas State						
3.3	@ Troy						
3.7-15	Sun Belt Tournament						

2019-20 HALF COMPARISONS

FOR UTA...

Most 1st-Half Points.....	43 vs. Arkansas Tech (Nov. 24)
Fewest 1st-Half Points.....	23 vs. North Texas (Dec. 2)
Most 2nd-Half Points	47 vs. UT Dallas (Nov. 5)
Fewest 2nd-Half Points	19 @ #14 Oregon (Nov. 17)
Largest Halftime Lead	16 (37-21) vs. Arkansas Tech (Nov. 24)
Largest Halftime Deficit.....	12 (35-23) vs. North Texas (Dec. 2)

FOR OPPONENT...

Most 1st-Half Points.....	38, Nevada (Nov. 12)
Fewest 1st-Half Points.....	21, UT Dallas (Nov. 5)
Most 2nd-Half Points	50, Georgia State (Dec. 19)
Fewest 2nd-Half Points	28, Arkansas State (Jan. 2)

2019-20 UTA OVERALL STATISTICS

Game Records

Record	Overall	Home	Away	Neutral
ALL GAMES	5-9	3-2	2-6	0-1
CONFERENCE	1-2	0-0	1-2	0-0
NON-CONFERENCE	4-7	3-2	1-4	0-1

Score by Periods

Team	1st	2nd	OT	TOT
UT Arlington	461	522	0	983
Opponents	422	531	0	953

Team Box Score

No.	Player				Total		3-Point		F-Throw		Rebounds													
		GP-GS	MIN	AVG	FG-FGA	FG%	3FG-FGA	3FG%	FT-FTA	FT%	OFF	DEF	TOT	AVG	PF	DQ	A	TO	BLK	STL	PTS	AVG		
4	AZORE, David	14-14	422:50	30.2	61-129	.473	19-39	.487	67-79	.848	9	68	77	5.5	35	0	52	33	1	13	208	14.9		
0	WARREN, Brian	14-14	413:31	29.5	70-176	.398	19-73	.260	33-41	.805	7	33	40	2.9	41	0	54	26	1	14	192	13.7		
13	NARCIS, Jabari	14-14	304:48	21.8	40-89	.449	22-60	.367	13-21	.619	25	74	99	7.1	23	0	11	16	18	3	115	8.2		
2	PHILLIPS, Jordan	14-6	302:07	21.6	32-87	.368	8-28	.286	24-35	.686	14	34	48	3.4	20	0	12	18	2	8	96	6.9		
1	GRIFFIN, Sam	14-1	245:16	17.5	36-91	.396	15-49	.306	9-14	.643	1	16	17	1.2	15	0	14	15	0	10	96	6.9		
22	JACKSON-YOUNG, TiAndre	12-6	216:18	18.0	30-67	.448	14-45	.311	5-8	.625	14	28	42	3.5	14	0	7	10	6	7	79	6.6		
10	DAVIS, Radshad	14-2	245:40	17.5	36-85	.424	7-23	.304	8-13	.615	25	45	70	5.0	30	1	18	16	2	2	87	6.2		
23	MWAMBA, Patrick	5-0	72:43	14.5	5-17	.294	1-6	.167	4-6	.667	3	15	18	3.6	10	1	3	3	5	2	15	3.0		
3	NOUHI, Ayoub	14-5	227:27	16.2	14-38	.368	5-17	.294	7-10	.700	6	20	26	1.9	22	0	14	11	2	5	40	2.9		
14	STEELMAN, Davis	6-0	40:56	6.8	6-9	.667	2-4	.500	0-0	.000	2	2	4	0.7	4	0	2	1	0	1	14	2.3		
43	SPARLING, Coleman	11-6	155:27	14.1	9-21	.429	2-8	.250	4-4	1.000	5	16	21	1.9	20	0	4	3	2	4	24	2.2		
20	ELAME, Nicolas	12-2	142:47	11.9	5-20	.250	1-7	.143	3-8	.375	5	13	18	1.5	14	1	13	12	2	3	14	1.2		
33	MARQUIS, McKade	4-0	10:12	2.5	1-4	.250	1-4	.250	0-0	.000	0	0	0	0.0	1	0	2	1	0	0	3	0.8		
Team											26	27	53					4						
Total		14			345-833	.414	116-363	.320	177-239	.741	142	391	533	38.1	249	3	206	170	41	72	983	70.2		
Opponents		14			328-831	.395	105-314	.334	192-283	.678	154	384	538	38.4	226	-	164	170	51	70	953	68.1		

Team Statistics

	UTA	OPP
Scoring	983	953
Points per game	70.2	68.1
Scoring margin	+2.1	-
Field goals-att	345-833	328-831
Field goal pct	.414	.395
3 point fg-att	116-363	105-314
3-point FG pct	.320	.334
3-pt FG made per game	8.3	7.5
Free throws-att	177-239	192-283
Free throw pct	.741	.678
F-Throws made per game	12.6	13.7
Rebounds	533	538
Rebounds per game	38.1	38.4
Rebounding margin	-0.3	-
Assists	206	164
Assists per game	14.7	11.7
Turnovers	170	170
Turnovers per game	12.1	12.1
Turnover margin	0.0	-
Assist/turnover ratio	1.2	1.0
Steals	72	70
Steals per game	5.1	5.0
Blocks	41	51
Blocks per game	2.9	3.6
Winning streak	1	-
Home win streak	0	-
Attendance	9762	30062
Home games-Avg/Game	5-1952	8-3758
Neutral site-Avg/Game	-	1-0

Team Results

Date	Opponent		Score	Att.
11/05/19	Texas-Dallas	W	84-50	1727
11/09/19	Tulsa	W	73-59	3722
11/12/19	at Nevada	L	73-80	7504
11/17/19	at Oregon	L	47-67	6017
11/19/19	at Gonzaga	L	66-72	6000
11/24/19	Arkansas Tech	W	85-68	1157
11/27/19	vs Furman	L	57-58	0
11/28/19	at Elon	W	77-67	875
12/02/19	North Texas	L	66-77	1764
12/07/19	UC Santa Barbara	L	68-72	1392
12/11/19	at Houston	L	63-71	6657
12/19/19	at Georgia St.	L	77-83	1057
12/21/19	at Ga. Southern	L	74-77	676
01/02/20	at Arkansas St.	W	73-52	1276

2019-20 UTA SUN BELT CONFERENCE STATISTICS

Game Records

Record	Overall	Home	Away	Neutral
ALL GAMES	1-2	0-0	1-2	0-0
CONFERENCE	1-2	0-0	1-2	0-0
NON-CONFERENCE	0-0	0-0	0-0	0-0

Score by Periods

Team	1st	2nd	OT	TOT
UT Arlington	113	111	0	224
Opponents	87	125	0	212

Team Box Score

No.	Player				Total		3-Point		F-Throw		Rebounds											
		GP-GS	MIN	AVG	FG-FGA	FG%	3FG-FGA	3FG%	FT-FTA	FT%	OFF	DEF	TOT	AVG	PF	DQ	A	TO	BLK	STL	PTS	AVG
4	AZORE, David	3-3	89:06	29.7	22-34	.647	7-9	.778	18-20	.900	0	20	20	6.7	9	0	11	12	1	3	69	23.0
0	WARREN, Brian	3-3	99:34	33.2	24-54	.444	5-22	.227	1-3	.333	2	9	11	3.7	11	0	14	7	0	5	54	18.0
14	STEELMAN, Davis	1-0	25:08	25.1	6-7	.857	2-2	1.000	0-0	.000	1	2	3	3.0	2	0	1	1	0	1	14	14.0
22	JACKSON-YOUNG, TiAndre	3-2	62:18	20.8	8-17	.471	4-11	.364	3-3	1.000	7	5	12	4.0	4	0	1	3	0	1	23	7.7
10	DAVIS, Radshad	3-2	71:07	23.7	6-19	.316	1-6	.167	3-4	.750	6	14	20	6.7	9	0	6	5	2	0	16	5.3
13	NARCIS, Jabari	3-3	71:37	23.9	6-21	.286	1-12	.083	2-4	.500	4	21	25	8.3	6	0	4	6	5	2	15	5.0
2	PHILLIPS, Jordan	3-1	60:14	20.1	5-17	.294	1-4	.250	2-2	1.000	1	6	7	2.3	5	0	4	5	0	2	13	4.3
1	GRIFFIN, Sam	3-0	34:45	11.6	4-9	.444	1-4	.250	3-5	.600	0	4	4	1.3	2	0	3	4	0	1	12	4.0
3	NOUHI, Ayoub	3-1	46:38	15.5	2-3	.667	0-1	.000	0-0	.000	2	5	7	2.3	4	0	2	5	1	0	4	1.3
43	SPARLING, Coleman	2-0	14:55	7.5	0-0	.000	0-0	.000	2-2	1.000	0	1	1	0.5	3	0	0	0	0	1	2	1.0
20	ELAME, Nicolas	2-0	23:31	11.8	0-1	.000	0-1	.000	2-2	1.000	0	4	4	2.0	5	1	2	3	0	0	2	1.0
33	MARQUIS, McKade	1-0	01:07	1.1	0-0	.000	0-0	.000	0-0	.000	0	0	0	0.0	0	0	0	0	0	0	0	0.0
Team											8	6	14									
Total		3	600		83-182	.456	22-72	.306	36-45	.800	31	97	128	42.7	60	1	48	51	9	16	224	74.7
Opponents		3	600		71-194	.366	18-57	.316	52-75	.693	38	75	113	37.7	46	0	38	30	14	24	212	70.7

Team Statistics

	UTA	OPP
Scoring	224	212
Points per game	74.7	70.7
Scoring margin	+4.0	-
Field goals-att	83-182	71-194
Field goal pct	.456	.366
3 point fg-att	22-72	18-57
3-point FG pct	.306	.316
3-pt FG made per game	7.3	6.0
Free throws-att	36-45	52-75
Free throw pct	.800	.693
F-Throws made per game	12.0	17.3
Rebounds	128	113
Rebounds per game	42.7	37.7
Rebounding margin	+5.0	-
Assists	48	38
Assists per game	16.0	12.7
Turnovers	51	30
Turnovers per game	17.0	10.0
Turnover margin	-7.0	-
Assist/turnover ratio	0.9	1.3
Steals	16	24
Steals per game	5.3	8.0
Blocks	9	14
Blocks per game	3.0	4.7
Winning streak	1	-
Home win streak	0	-
Attendance	0	3009
Home games-Avg/Game	0-0	3-1003
Neutral site-Avg/Game	-	0-0

Team Results

Date	Opponent		Score	Att.
12/19/2019	at Georgia St.	L	77-83	1057
12/21/2019	at Ga. Southern	L	74-77	676
01/02/2020	at Arkansas St.	W	73-52	1276



GAME-BY-GAME VIA-OPPONENT COMPARISON

Opponent	1st	2nd	Score	Mar	Total FG	FG Pct	3-Pointers	3FG Pct	Free Throws	FT Pct	Rebounds	Assist	T/Over	Block	Steal	Fouls
TEXAS-DALLAS	37/21	47/29	84-50	+34	31-63/20-65	.492/.308	15-37/6-22	.405/.273	7-14/4-9	.500/.444	45/39 +6	25/8	10/13	6/0	7/4	13/11
TULSA	33/23	40/36	73-59	+14	24-60/19-62	.400/.306	9-34/5-22	.265/.227	16-17/16-23	.941/.696	42/41 +1	16/9	9/10	5/2	4/1	19/18
Nevada	35/38	38/42	73-80	(-7)	22-64/27-58	.344/.466	11-36/10-21	.306/.476	18-27/16-30	.667/.533	40/43 (-3)	13/18	14/16	3/6	6/5	25/22
Oregon	28/37	19/30	47-67	(-20)	15-64/27-59	.234/.458	6-30/8-20	.200/.400	11-16/5-8	.688/.625	36/46 (-10)	7/10	6/10	2/5	3/4	8/16
GONZAGA	27/28	39/44	66-72	(-6)	21-53/25-64	.396/.391	11-26/5-22	.423/.227	13-17/17-30	.765/.567	33/45 (-12)	13/10	10/6	5/1	4/7	21/13
ARKANSAS TECH	43/36	42/32	85-68	+17	34-67/22-58	.507/.379	7-19/10-31	.368/.323	10-12/14-15	.833/.933	40/30 +10	24/11	11/16	0/2	3/3	16/14
Furman	31/22	26/36	57-58	(-1)	23-53/20-51	.434/.392	4-16/9-28	.250/.321	7-8/9-13	.875/.692	33/33 -	9/9	16/17	2/3	5/5	15/12
Elon	32/30	45/37	77-67	+10	28-54/23-57	.519/.404	8-20/10-27	.400/.370	13-19/11-14	.684/.786	38/27 +11	10/11	12/12	2/3	7/3	14/19
NORTH TEXAS	23/35	43/42	66-77	(-11)	23-55/27-54	.418/.500	8-22/7-19	.364/.368	12-17/16-23	.706/.696	28/38 (-10)	15/14	13/13	4/6	7/5	23/17
UC SANTA BARBARA	29/29	39/43	68-72	(-4)	24-58/22-53	.414/.415	7-23/9-25	.304/.360	13-20/19-24	.650/.792	39/34 +5	16/13	13/11	3/3	6/8	17/16
Houston	30/36	33/35	63-71	(-8)	17-60/25-56	.283/.446	8-28/8-20	.286/.400	21-27/13-19	.778/.684	31/49 (-18)	10/13	5/16	0/6	4/1	21/24
Georgia State	35/33	42/50	77-83	(-6)	26-65/27-66	.400/.409	8-33/5-18	.242/.278	17-17/24-34	1.000/.706	41/42 (-1)	11/13	20/13	3/7	6/11	26/19
Georgia Southern	41/30	33/47	74-77	(-3)	26-58/28-72	.448/.389	7-20/11-30	.350/.367	15-21/10-13	.714/.769	45/38 +7	10/12	18/10	5/3	7/8	14/15
Arkansas State	37/24	36/28	73-52	+21	31-59/16-56	.525/.286	7-19/2-9	.368/.222	4-7/18-28	.571/.643	42/33 +9	27/13	13/7	1/4	3/5	21/13

Note: Game totals are displayed in the format TEAM/OPPONENT for each category

UTA GAME HIGHS

POINTS	85		Arkansas Tech (11/24/19)
	84		Texas-Dallas (11/05/19)
	77		at Georgia St. (12/19/19)
	77		at Elon (11/28/19)
	74		at Ga. Southern (12/21/19)
FIELD GOALS MADE	34		Arkansas Tech (11/24/19)
	31		at Arkansas St. (01/02/20)
	31		Texas-Dallas (11/05/19)
FIELD GOAL ATTEMPTS	67		Arkansas Tech (11/24/19)
	65		at Georgia St. (12/19/19)
FIELD GOAL PERCENTAGE	.525	(31-59)	at Arkansas St. (01/02/20)
	.519	(28-54)	at Elon (11/28/19)
3 PT FG MADE	15		Texas-Dallas (11/05/19)
	11		at Gonzaga (11/19/19)
	11		at Nevada (11/12/19)
3 PT FG ATTEMPTS	37		Texas-Dallas (11/05/19)
	36		at Nevada (11/12/19)
3 PT FG PERCENTAGE	.423	(11-26)	at Gonzaga (11/19/19)
	.405	(15-37)	Texas-Dallas (11/05/19)
FREE THROWS MADE	21		at Houston (12/11/19)
	18		at Nevada (11/12/19)
FREE THROW ATTEMPTS	27		at Houston (12/11/19)
	27		at Nevada (11/12/19)
FREE THROW PERCENTAGE	1.000	(17-17)	at Georgia St. (12/19/19)
	.941	(16-17)	Tulsa (11/09/19)
REBOUNDS	45		at Ga. Southern (12/21/19)
	45		Texas-Dallas (11/05/19)
ASSISTS	27		at Arkansas St. (01/02/20)
	25		Texas-Dallas (11/05/19)
STEALS	7		at Ga. Southern (12/21/19)
	7		North Texas (12/02/19)
	7		at Elon (11/28/19)
	7		Texas-Dallas (11/05/19)
BLOCKED SHOTS	6		Texas-Dallas (11/05/19)
	5		at Ga. Southern (12/21/19)
	5		at Gonzaga (11/19/19)
	5		Tulsa (11/09/19)
TURNOVERS	20		at Georgia St. (12/19/19)
	18		at Ga. Southern (12/21/19)
FOULS	25		at Georgia St. (12/19/19)
	25		at Nevada (11/12/19)

UTA GAME LOGS

POINTS	47		at Oregon (11/17/19)
	57		vs Furman (11/27/19)
	63		at Houston (12/11/19)
	66		North Texas (12/02/19)
	66		at Gonzaga (11/19/19)
FIELD GOALS MADE	15		at Oregon (11/17/19)
	17		at Houston (12/11/19)
FIELD GOAL ATTEMPTS	53		vs Furman (11/27/19)
	53		at Gonzaga (11/19/19)
FIELD GOAL PERCENTAGE	.234	(15-64)	at Oregon (11/17/19)
	.283	(17-60)	at Houston (12/11/19)
3 PT FG MADE	4		vs Furman (11/27/19)
	6		at Oregon (11/17/19)
3 PT FG ATTEMPTS	16		vs Furman (11/27/19)
	19		at Arkansas St. (01/02/20)
	19		Arkansas Tech (11/24/19)
3 PT FG PERCENTAGE	.200	(6-30)	at Oregon (11/17/19)
	.242	(8-33)	at Georgia St. (12/19/19)
FREE THROWS MADE	4		at Arkansas St. (01/02/20)
	7		vs Furman (11/27/19)
	7		Texas-Dallas (11/05/19)
FREE THROW ATTEMPTS	7		at Arkansas St. (01/02/20)
	8		vs Furman (11/27/19)
FREE THROW PERCENTAGE	.500	(7-14)	Texas-Dallas (11/05/19)
	.571	(4-7)	at Arkansas St. (01/02/20)
REBOUNDS	28		North Texas (12/02/19)
	31		at Houston (12/11/19)
ASSISTS	7		at Oregon (11/17/19)
	9		vs Furman (11/27/19)
STEALS	3		at Arkansas St. (01/02/20)
	3		Arkansas Tech (11/24/19)
	3		at Oregon (11/17/19)
BLOCKED SHOTS	0		at Houston (12/11/19)
	0		Arkansas Tech (11/24/19)
TURNOVERS	5		at Houston (12/11/19)
	6		at Oregon (11/17/19)
FOULS	8		at Oregon (11/17/19)
	13		Texas-Dallas (11/05/19)

OPPONENT GAME HIGHS

POINTS	83		at Georgia St. (12/19/19)
	80		at Nevada (11/12/19)
	77		at Ga. Southern (12/21/19)
	77		North Texas (12/02/19)
	72		UC Santa Barbara (12/07/19)
	72		at Gonzaga (11/19/19)
FIELD GOALS MADE	28		at Ga. Southern (12/21/19)
	27		at Georgia St. (12/19/19)
	27		North Texas (12/02/19)
	27		at Oregon (11/17/19)
	27		at Nevada (11/12/19)
FIELD GOAL ATTEMPTS	72		at Ga. Southern (12/21/19)
	66		at Georgia St. (12/19/19)
FIELD GOAL PERCENTAGE	.500	(27-54)	North Texas (12/02/19)
	.466	(27-58)	at Nevada (11/12/19)
3 PT FG MADE	11		at Ga. Southern (12/21/19)
	10		at Elon (11/28/19)
	10		Arkansas Tech (11/24/19)
	10		at Nevada (11/12/19)
3 PT FG ATTEMPTS	31		Arkansas Tech (11/24/19)
	30		at Ga. Southern (12/21/19)
3 PT FG PERCENTAGE	.476	(10-21)	at Nevada (11/12/19)
	.400	(8-20)	at Houston (12/11/19)
	.400	(8-20)	at Oregon (11/17/19)
FREE THROWS MADE	24		at Georgia St. (12/19/19)
	19		UC Santa Barbara (12/07/19)
FREE THROW ATTEMPTS	34		at Georgia St. (12/19/19)
	30		at Gonzaga (11/19/19)
	30		at Nevada (11/12/19)
FREE THROW PERCENTAGE	.933	(14-15)	Arkansas Tech (11/24/19)
	.792	(19-24)	UC Santa Barbara (12/07/19)
REBOUNDS	49		at Houston (12/11/19)
	46		at Oregon (11/17/19)
ASSISTS	18		at Nevada (11/12/19)
	14		North Texas (12/02/19)
STEALS	11		at Georgia St. (12/19/19)
	8		at Ga. Southern (12/21/19)
	8		UC Santa Barbara (12/07/19)
BLOCKED SHOTS	7		at Georgia St. (12/19/19)
	6		at Houston (12/11/19)
	6		North Texas (12/02/19)
	6		at Nevada (11/12/19)
TURNOVERS	17		vs Furman (11/27/19)
	16		at Houston (12/11/19)
	16		Arkansas Tech (11/24/19)
	16		at Nevada (11/12/19)
FOULS	24		at Houston (12/11/19)
	21		at Nevada (11/12/19)

OPPONENT GAME LOGS

POINTS	50		Texas-Dallas (11/05/19)
	52		at Arkansas St. (01/02/20)
	58		vs Furman (11/27/19)
	59		Tulsa (11/09/19)
	67		at Elon (11/28/19)
	67		at Oregon (11/17/19)
FIELD GOALS MADE	16		at Arkansas St. (01/02/20)
	19		Tulsa (11/09/19)
FIELD GOAL ATTEMPTS	51		vs Furman (11/27/19)
	53		UC Santa Barbara (12/07/19)
FIELD GOAL PERCENTAGE	.286	(16-56)	at Arkansas St. (01/02/20)
	.306	(19-62)	Tulsa (11/09/19)
3 PT FG MADE	2		at Arkansas St. (01/02/20)
	5		at Georgia St. (12/19/19)
	5		at Gonzaga (11/19/19)
	5		Tulsa (11/09/19)
3 PT FG ATTEMPTS	9		at Arkansas St. (01/02/20)
	18		at Georgia St. (12/19/19)
3 PT FG PERCENTAGE	.222	(2-9)	at Arkansas St. (01/02/20)
	.227	(5-22)	at Gonzaga (11/19/19)
	.227	(5-22)	Tulsa (11/09/19)
FREE THROWS MADE	4		Texas-Dallas (11/05/19)
	5		at Oregon (11/17/19)
FREE THROW ATTEMPTS	8		at Oregon (11/17/19)
	9		Texas-Dallas (11/05/19)
FREE THROW PERCENTAGE	.444	(4-9)	Texas-Dallas (11/05/19)
	.533	(16-30)	at Nevada (11/12/19)
REBOUNDS	27		at Elon (11/28/19)
	30		Arkansas Tech (11/24/19)
ASSISTS	8		Texas-Dallas (11/05/19)
	9		vs Furman (11/27/19)
	9		Tulsa (11/09/19)
STEALS	1		at Houston (12/11/19)
	1		Tulsa (11/09/19)
BLOCKED SHOTS	0		Texas-Dallas (11/05/19)
	1		at Gonzaga (11/19/19)
TURNOVERS	6		at Gonzaga (11/19/19)
	7		at Arkansas St. (01/02/20)
FOULS	11		Texas-Dallas (11/05/19)
	12		vs Furman (11/27/19)

UTA PLAYER GAME HIGHS

POINTS	33		David Azore - at Ga. Southern (12/21/19)
	28		Brian Warren - at Ga. Southern (12/21/19)
	27		Brian Warren - at Houston (12/11/19)
	23		David Azore - at Georgia St. (12/19/19)
	23		Jabari Narcis - Arkansas Tech (11/24/19)
FIELD GOALS MADE	12		Brian Warren - at Ga. Southern (12/21/19)
	11		David Azore - at Ga. Southern (12/21/19)
FIELD GOAL ATTEMPTS	22		Brian Warren - at Georgia St. (12/19/19)
	21		Brian Warren - at Ga. Southern (12/21/19)
FIELD GOAL PERCENTAGE (min 5 made)	1.000	(5-5)	Jabari Narcis - at Gonzaga (11/19/19)
	.889	(8-9)	Sam Griffin - at Elon (11/28/19)
3 PT FG MADE	5		Brian Warren - at Houston (12/11/19)
	5		Jabari Narcis - Arkansas Tech (11/24/19)
	5		Jabari Narcis - at Gonzaga (11/19/19)
	5		TiAndre Jackson-Young - Texas-Dallas (11/05/19)
3 PT FG ATTEMPTS	10		Brian Warren - at Georgia St. (12/19/19)
	10		Brian Warren - at Houston (12/11/19)
3 PT FG PERCENTAGE (min 2 made)	1.000	(5-5)	Jabari Narcis - at Gonzaga (11/19/19)
	1.000	(2-2)	Davis Steelman - at Arkansas St. (01/02/20)
	1.000	(2-2)	David Azore - at Ga. Southern (12/21/19)
	1.000	(2-2)	David Azore - vs Furman (11/27/19)
	1.000	(2-2)	Radshad Davis - Texas-Dallas (11/05/19)
FREE THROWS MADE	9		David Azore - at Ga. Southern (12/21/19)
	8		David Azore - at Georgia St. (12/19/19)
	8		David Azore - North Texas (12/02/19)
FREE THROW ATTEMPTS	10		David Azore - at Ga. Southern (12/21/19)
	10		David Azore - North Texas (12/02/19)
FREE THROW PERCENTAGE (min 3 made)	1.000	(8-8)	David Azore - at Georgia St. (12/19/19)
	1.000	(6-6)	Brian Warren - Tulsa (11/09/19)
	1.000	(5-5)	Brian Warren - vs Furman (11/27/19)
	1.000	(4-4)	Jordan Phillips - at Elon (11/28/19)
	1.000	(4-4)	Brian Warren - at Gonzaga (11/19/19)
	1.000	(4-4)	David Azore - Tulsa (11/09/19)
	1.000	(3-3)	TiAndre Jackson-Young - at Georgia St. (12/19/19)
REBOUNDS	12		David Azore - at Ga. Southern (12/21/19)
	11		Jabari Narcis - Arkansas Tech (11/24/19)
ASSISTS	12		Brian Warren - Arkansas Tech (11/24/19)
	9		Brian Warren - at Arkansas St. (01/02/20)
STEALS	3		David Azore - at Ga. Southern (12/21/19)
	2		Brian Warren - at Ga. Southern (12/21/19)
	2		Brian Warren - at Georgia St. (12/19/19)
	2		Sam Griffin - at Houston (12/11/19)
	2		Jordan Phillips - UC Santa Barbara (12/07/19)
	2		David Azore - North Texas (12/02/19)
	2		TiAndre Jackson-Young - at Elon (11/28/19)
	2		Sam Griffin - at Elon (11/28/19)
	2		Brian Warren - vs Furman (11/27/19)
	2		Coleman Sparling - vs Furman (11/27/19)
	2		Brian Warren - at Gonzaga (11/19/19)
	2		David Azore - at Nevada (11/12/19)
	2		David Azore - Tulsa (11/09/19)
BLOCKED SHOTS	3		Jabari Narcis - at Ga. Southern (12/21/19)
	3		Jabari Narcis - at Gonzaga (11/19/19)
	3		Jabari Narcis - Tulsa (11/09/19)
	3		TiAndre Jackson-Young - Texas-Dallas (11/05/19)



OPPONENT PLAYER GAME HIGHS

POINTS	25		Nate Hinton - at Houston (12/11/19)
	25		Marcus Sheffield - at Elon (11/28/19)
	24		Payton Pritchard - at Oregon (11/17/19)
	24		Jalen Harris - at Nevada (11/12/19)
	23		Amadou Sow - UC Santa Barbara (12/07/19)
FIELD GOALS MADE	10		Payton Pritchard - at Oregon (11/17/19)
	9		Nate Hinton - at Houston (12/11/19)
FIELD GOAL ATTEMPTS	22		Marcus Sheffield - at Elon (11/28/19)
	18		Justin Roberts - at Georgia St. (12/19/19)
	18		Jalen Harris - at Nevada (11/12/19)
FIELD GOAL PERCENTAGE (min 5 made)	1.000	(5-5)	Zachary Simmons - North Texas (12/02/19)
	.800	(8-10)	Amadou Sow - UC Santa Barbara (12/07/19)
3 PT FG MADE	4		Nate Hinton - at Houston (12/11/19)
	4		DJ Draper - North Texas (12/02/19)
	4		Jordan Lyons - vs Furman (11/27/19)
3 PT FG ATTEMPTS	10		Calvin Wishart - at Ga. Southern (12/21/19)
	9		Jordan Lyons - vs Furman (11/27/19)
3 PT FG PERCENTAGE (min 2 made)	1.000	(3-3)	Amadou Sow - UC Santa Barbara (12/07/19)
	.750	(3-4)	Trevion Lamar - at Ga. Southern (12/21/19)
FREE THROWS MADE	11		Jalen Harris - at Nevada (11/12/19)
	9		Jaquori McLaughlin - UC Santa Barbara (12/07/19)
	9		Javion Hamlet - North Texas (12/02/19)
FREE THROW ATTEMPTS	14		Jalen Harris - at Nevada (11/12/19)
	12		Kane Williams - at Georgia St. (12/19/19)
FREE THROW PERCENTAGE (min 3 made)	1.000	(7-7)	Marcus Sheffield - at Elon (11/28/19)
	1.000	(5-5)	Justin Roberts - at Georgia St. (12/19/19)
	1.000	(5-5)	Dillon Gooding - Arkansas Tech (11/24/19)
	1.000	(4-4)	Darien Jackson - Tulsa (11/09/19)
	1.000	(3-3)	Quan Jackson - at Ga. Southern (12/21/19)
	1.000	(3-3)	Nate Hinton - at Houston (12/11/19)
	1.000	(3-3)	Jeriah Horne - Tulsa (11/09/19)
REBOUNDS	12		Clay Mounce - vs Furman (11/27/19)
	10		Nate Hinton - at Houston (12/11/19)
	10		Zachary Simmons - North Texas (12/02/19)
	10		Drew Timme - at Gonzaga (11/19/19)
ASSISTS	7		Javion Hamlet - North Texas (12/02/19)
	6		Justin Roberts - at Georgia St. (12/19/19)
	6		Dejon Jarreau - at Houston (12/11/19)
	6		Devearl Ramsey - UC Santa Barbara (12/07/19)
STEALS	5		Justin Roberts - at Georgia St. (12/19/19)
	3		Calvin Wishart - at Ga. Southern (12/21/19)
	3		Jaquori McLaughlin - UC Santa Barbara (12/07/19)
	3		Clay Mounce - vs Furman (11/27/19)
	3		Lindsey Drew - at Nevada (11/12/19)
BLOCKED SHOTS	3		Jalen Thomas - at Georgia St. (12/19/19)
	3		Zachary Simmons - North Texas (12/02/19)
TURNOVERS	7		Devearl Ramsey - UC Santa Barbara (12/07/19)
	6		Jalen Slawson - vs Furman (11/27/19)



SINGLE-GAME INDIVIDUAL PROGRAM RECORDS

POINTS

Pts	Player	Opponent	Date
1. 44	Dink Ford	Texas Wesleyan	Dec. 29, 1964
2. 43	Steven Barber	at UTSA	Jan. 24, 2002
3. 41	Larry Moore	Centenary	Jan. 18, 1973
4. 39	Willie Brand	Prairie View A&M	Dec. 2, 1989
39	Jerry Janek	Texas Wesleyan	Dec. 29, 1962
6. 38	Erick Neal	Appalachian State	Feb. 1, 2018
38	Marquez Haynes	UTSA	Jan. 16, 2010
38	Steven Barber	Wichita State	Nov. 28, 2001
38	Mike Nau	Lamar	Feb. 14, 1967
10. 37	Erick Neal	Appalachian State	Mar. 9, 2018
37	Reger Dowell	Western Kentucky	Mar. 1, 2014
37	Leonard Wilson	ULM	Mar. 6, 1993
37	Eric Gore	North Texas	Feb. 25, 1991
37	Bruce Tibbetts	at McMurry	Jan. 30, 1965
15. 36	Marquez Haynes	vs. Texas A&M-Corpus Christi	Mar. 12, 2009
36	Keith Greene	McNeese State	Feb. 17, 2000
36	Sam Norton	at ULM	Mar. 5, 1984
36	Sam Norton	at Oral Roberts	Jan. 3, 1984
36	Eddie Stallings	Trinity	Feb. 1, 1969
36	Dink Ford	at Texas Wesleyan	Jan. 2, 1965
36	Bruce Tibbetts	at Texas Wesleyan	Jan. 2, 1965
36	John Reglin	at Texas Wesleyan	Jan. 25, 1964
23. 35	Erick Neal	at ULM	Feb. 15, 2018
35	Reger Dowell	Howard Payne	Nov. 13, 2014
35	Bobby Kenyon	Northwestern State	Feb. 27, 1992
35	Willie Brand	at Northwestern State	Feb. 16, 1991
35	Freddie Anderson	at North Texas	Jan. 14, 1976
35	Kenny Jenkins	at Denver	Jan. 10, 1976
35	Eddie Stallings	West Texas A&M	Jan. 2, 1969
35	Noel Roberts	Trinity	Jan. 5, 1963

FIELD GOALS MADE

FG	Player	Opponent	Date
1. 20	Larry Moore	Centenary	Jan. 18, 1973
2. 16	Cal Tate	Texas Wesleyan	Feb. 15, 1978
16	Ronnie Marsh	at Abilene Christian	Jan. 22, 1973
16	Mike Nau	Lamar	Feb. 14, 1967
16	Noel Roberts	Trinity	Dec. 28, 1962
6. 15	Robert Taylor	Texas Wesleyan	Dec. 17, 1996
15	Bobby Kenyon	Huston-Tillotson	Nov. 29, 1990
15	Sam Norton	ULM	Feb. 25, 1984
15	Sam Norton	at Arkansas State	Jan. 28, 1984
15	Eddie Stallings	Trinity	Feb. 1, 1969
15	Bruce Tibbetts	at McMurry	Jan. 30, 1965
12. 14	Sam Norton	at Oral Roberts	Jan. 3, 1984
14	Cal Tate	Texas Wesleyan	Feb. 15, 1978
14	Freeman Sparks	at McNeese State	Feb. 23, 1976
14	Freddie Anderson	at Louisiana Tech	Feb. 2, 1976
14	Freddie Anderson	at North Texas	Jan. 14, 1976
14	Kenny Jenkins	at Denver	Jan. 10, 1976
14	David Payne	Houston	Feb. 26, 1970
14	Sherman Evans	Tennessee Tech	Dec. 15, 1968
14	Dink Ford	vs. Texas Wesleyan	Dec. 12, 1964

FIELD GOAL ATTEMPTS

FGA	Player	Opponent	Date
1. 30	Mike Nau	Texas Wesleyan	Dec. 4, 1965
30	Noel Roberts	Trinity	Jan. 5, 1963
3. 29	Miles Robertson	Pepperdine	Dec. 9, 1977
29	Larry Moore	Centenary	Jan. 18, 1973
29	Sherman Evans	at Lamar	Feb. 16, 1970
6. 28	Eric Gore	University of Dallas	Dec. 8, 1990
28	Freddie Anderson	at Louisiana Tech	Feb. 2, 1976
8. 27	Marquez Haynes	North Texas	Nov. 18, 2009
27	Steven Barber	at Wichita State	Nov. 28, 2001
27	Robert Taylor	Texas Wesleyan	Dec. 17, 1996
27	Willie Brand	Sam Houston State	Jan. 11, 1990
27	Willie Brand	UTSA	Nov. 28, 1988
27	Sam Norton	at Oral Roberts	Jan. 3, 1984
14. 26	Cal Tate	Texas Wesleyan	Feb. 15, 1978
26	Ronnie Marsh	at Centenary	Feb. 5, 1973
26	Sherman Evans	Tennessee Tech	Dec. 15, 1969
26	Mike Nau	Lamar	Feb. 14, 1967

FIELD GOAL PERCENTAGE (Min. 5 Made)

Pct. (FG-A)	Player	Opponent	Date
1. 1.000 (10-10)	Jermaine Griffin	at Lamar	Feb. 14, 2008
1.000 (10-10)	Ike Mitchell	at Lamar	Jan. 18, 1986
1.000 (10-10)	Albert Culton	vs. Valpariso	Jan. 10, 1981
1.000 (9-9)	Erick Neal	at Rice	Nov. 29, 2015
1.000 (9-9)	Roger Shute	at TAMU-Kingsville	Jan. 19, 1976
1.000 (7-7)	Jorge Bilbao	at Louisiana	Feb. 7, 2015
1.000 (7-7)	Jermaine Griffin	UT Tyler	Nov. 11, 2006
1.000 (7-7)	Steven Thomas	at New Mexico State	Nov. 26, 2004
1.000 (6-6)	Andres Ibarguen	vs. Georgia Southern	Mar. 16, 2019
1.000 (6-6)	Johnny Hamilton	Rice	Nov. 29, 2017
1.000 (6-6)	Jordan Reves	Houston Baptist	Jan. 5, 2011
1.000 (6-6)	Keith Howell	UT Permian Basin	Dec. 5, 2003
1.000 (6-6)	Donald Harris	at Baylor	Nov. 21, 2001
1.000 (5-5)	Link Kabadyundi	at Alabama	Nov. 21, 2017
1.000 (5-5)	Kennedy Eubanks	at Georgia Southern	Feb. 4, 2016
1.000 (5-5)	Anthony Walker	at South Alabama	Mar. 8, 2014
1.000 (5-5)	Anthony Walker	at Oklahoma	Dec. 17, 2013
1.000 (5-5)	Vincent Dillard	Samford	Nov. 12, 2013
1.000 (5-5)	Brandon Edwards	Central Arkansas	Feb. 7, 2011
1.000 (5-5)	Anthony Vereen	vs. Schreiner	Nov. 26, 2007
1.000 (5-5)	Jermaine Griffin	vs. UC Riverside	Nov. 12, 2007
1.000 (5-5)	Jermaine Griffin	San Diego	Dec. 4, 2004
1.000 (5-5)	Bill Washington	at Arkansas State	Dec. 6, 1997
1.000 (5-5)	Jesse Kemp	Lamar	Jan. 22, 1976

3-POINTERS MADE

No.	Player	Opponent	Date
1. 9	Erick Neal	at ULM	Feb. 15, 2018
9	Willie Brand	Northwestern State	Feb. 14, 1991
3. 8	Eric Gore	at Charleston Southern	Dec. 28, 1991
4. 7	Erick Neal	Georgia State	Feb. 24, 2018
7	Kevin Hervey	at Louisiana	Mar. 4, 2017
7	Jamel Outler	vs Houston Baptist	Nov. 22, 2014
7	Kevin Butler	at Idaho	Feb. 14, 2013
7	LaMarcus Reed III	at A&M-Corpus Christi	Mar. 2, 2011
7	Roge'r Guignard	at UTSA	Feb. 20, 2008
7	Roge'r Guignard	vs. Hardin-Simmons	Dec. 29, 2007
7	Brady Dawkins	at Nicholls	Feb. 23, 2006
7	Jabari Johnson	at ULM	Mar. 1, 2001
7	Jabari Johnson	McNeese State	Jan. 27, 2000
7	Ronald Smith	McNeese State	Feb. 13, 1993
7	Ronald Smith	Stephen F. Austin	Jan. 23, 1993
7	Darrell Harmon	UTSA	Jan. 2, 1992
7	Glover Cody	McNeese State	Feb. 21, 1991
7	Rodrick Ford	UT Pan American	Dec. 19, 1988
7	Rodrick Ford	at UT Pan American	Dec. 19, 1987

3-POINT ATTEMPTS

No.	Player	Opponent	Date
1. 17	Roge'r Guignard	at UTSA	Feb. 20, 2008
2. 16	Roge'r Guignard	at Texas Southern	Dec. 20, 2006
16	Robert Mays	Nicholls	Dec. 3, 1990
4. 15	Erick Neal	at South Alabama	Jan. 16, 2016
15	Reger Dowell	at Georgia State	Feb. 1, 2014
15	Jabari Johnson	McNeese State	Jan. 27, 2000
15	Leonard Wilson	at Northwestern State	Feb. 1, 1992
15	Bobby Kenyon	McNeese State	Feb. 21, 1991
15	Ronnie Pruitt	McNeese State	Feb. 21, 1991
10. 14	Erick Neal	at Georgia State	Jan. 25, 2018
14	Reger Dowell	Troy	Jan. 23, 2014
14	Ronald Smith	Stephen F. Austin	Jan. 23, 1993
14	Eric Gore	at Stephen F. Austin	Jan. 11, 1992
14	Eric Gore	at Charleston Southern	Dec. 28, 1991
14	Robert Mays	at New Mexico	Nov. 23, 1990
16. 13	Edric Dennis	at Coastal Carolina	Jan. 12, 2019
13	Kevin Hervey	Georgia State	Feb. 24, 2018
13	Brandon Long	at Houston Baptist	Nov. 29, 2008
13	Brandon Long	at Texas Southern	Dec. 20, 2006
13	Steven Barber	McNeese State	Jan. 27, 2000
13	Anthony Durham	McNeese State	Jan. 30, 1997
13	Willie Brand	Sam Houston State	Jan. 11, 1990
13	Willie Brand	UTSA	Nov. 28, 1988

3-POINT PERCENTAGE (Min. 5 Made)

Pct. (FG-A)	Player	Opponent	Date
1. 1.000 (7-7)	Kevin Butler	at Idaho	Feb. 14, 2013
1.000 (5-5)	Jabari Narcis	at #8 Gonzaga	Nov. 19, 2019
1.000 (5-5)	Scott Cross	UTSA	Feb. 14, 1998

SINGLE-GAME INDIVIDUAL PROGRAM RECORDS

FREE THROWS MADE

No.	Player	Opponent	Date
1. 20	Paul Renfro	Louisiana	Feb. 19, 1979
2. 19	Eddie Stallings	West Texas A&M	Jan. 2, 1969
3. 18	Dink Ford	TAMU-Commerce	Dec. 12, 1964
4. 17	Jerry Janek	Texas Wesleyan	Dec. 29, 1962
5. 16	Steven Thomas	San Diego	Dec. 4, 2004
16	Steven Thomas	at UTSA	Jan. 10, 2004
16	Dink Ford	vs. Texas Wesleyan	Dec. 29, 1964
16	Jerry Janek	vs. Texas Wesleyan	Dec. 29, 1962
9. 15	Edric Dennis	vs. Little Rock	Jan. 19, 2019
15	Reger Dowell	Western Kentucky	Mar. 1, 2014
15	Paul Renfro	McNeese State	Feb. 3, 1979
15	Harvey Harris	Lamar	Dec. 18, 1962
13. 14	Scott Cross	Air Force	Dec. 22, 1997
14	Eddie Stallings	at Texas Tech	Jan. 20, 1968
14	Dink Ford	Angelo State	Feb. 8, 1966
14	Jay Hawley	vs. Texas Wesleyan	Dec. 29, 1960
14	LaMarcus Reed	at UTSA	Mar. 3, 2012

FREE THROW ATTEMPTS

No.	Player	Opponent	Date
1. 22	Eddie Stallings	West Texas A&M	Jan. 18, 1969
22	Steven Thomas	ULM	Jan. 22, 2005
3. 21	Jerry Janek	Texas Wesleyan	Dec. 29, 1962
4. 20	Glover Cody	at Georgia State	Dec. 15, 1990
20	Paul Renfro	Louisiana	Feb. 19, 1979
6. 19	Bruce Tibbetts	Austin College	Dec. 10, 1964
7. 18	Reger Dowell	Western Kentucky	Mar. 1, 2014
18	Steven Thomas	Northwestern State	Jan. 12, 2005
18	Steven Barber	at Sam Houston State	March 6, 2001
18	Dink Ford	vs. Texas Wesleyan	Dec. 29, 1964

FREE THROW PERCENTAGE (Min. 10 Att.)

Pct. (FG-A)	Player	Opponent	Date
1. 1.000 (20-20)	Paul Renfro	at Louisiana	Feb. 19, 1979
1.000 (13-13)	Eddie Stallings	at Houston	Feb. 22, 1968
1.000 (12-12)	Jordan Reves	at McNeese State	Feb. 22, 2012
1.000 (12-12)	Derrick Obasohan	at Nicholls	Feb. 28, 2004
1.000 (12-12)	Brian Myers	at Northwestern State	Feb. 22, 1996
1.000 (12-12)	Paul Renfro	McNeese State	Jan. 28, 1980
1.000 (11-11)	Brandon Edwards	at South Alabama	Mar. 8, 2014
1.000 (11-11)	Rodrick Epps	at Texas State	Feb. 3, 2007
1.000 (11-11)	Keith Howell	at Northwestern State	Jan. 30, 2003
1.000 (11-11)	Melvin Polk	at TCU	Dec. 1, 1979
1.000 (11-11)	Paul Renfro	at Wichita State	Dec. 8, 1978
1.000 (11-11)	Mike Nau	vs. Austin College	Dec. 29, 1965
1.000 (10-10)	Rodrick Epps	at AMCC	Feb. 19, 2007
1.000 (10-10)	Reggie Brown	North Texas	Feb. 3, 1996
1.000 (10-10)	Keith Cornett	at Northwestern State	Feb. 4, 1995
1.000 (10-10)	Ricky Leggett	at Baylor	Dec. 16, 1980
1.000 (10-10)	Melvin Polk	at Baylor	Dec. 16, 1980

REBOUNDS

No.	Player	Opponent	Date
1. 24	Albert Culton	vs. Northeastern	Jan. 9, 1981
2. 23	Bruce Tibbetts	Austin College	Dec. 10, 1964
23	Jerry Janek	vs. Texas Wesleyan	Dec. 29, 1962
4. 22	Jermaine Griffin	UT Permian Basin	Dec. 1, 2005
5. 21	Mike Nau	Texas Wesleyan	Dec. 4, 1965
21	Mike Nau	Austin College	Dec. 13, 1966
21	Bruce Tibbetts	at McMurry	Jan. 30, 1965
8. 20	Sam Norton	McNeese State	Feb. 11, 1984
20	Mike Nau	Lamar	Feb. 14, 1967
20	Sherman Evans	at Samford	Dec. 18, 1971
11. 19	Brandon Edwards	at Troy	Mar. 6, 2014
19	Johnny McDowell	Sam Houston State	Jan. 21, 1993
19	Donny Beachum	UT Pan American	Jan. 21, 2004
19	John Reglin	Lamar	Feb. 14, 1967
19	John Reglin	Lamar	Jan. 8, 1966
19	Sam Norton	ULM	Feb. 2, 1984
19	Sherman Evans	Arkansas	Dec. 13, 1970

OFFENSIVE REBOUNDS (Since 1983-84)

No.	Player	Opponent	Date
1. 12	Johnny McDowell	UTSA	Jan. 2, 1992
12	Sam Norton	McNeese State	Feb. 11, 1984
3. 11	Eric Gore	University of Dallas	Dec. 8, 1990
11	Sam Norton	Louisiana Tech	Mar. 1, 1984
11	Sam Norton	at Oral Roberts	Jan. 3, 1984
6. 10	Eric Gore	at ULM	Feb. 16, 1991
10	Michael Beasley	Morehead State	Jan. 3, 1989
8. 9	Johnny Hamilton	vs. Georgia State	Mar. 1, 2018
9	Bill Washington	at Northwestern State	Feb. 18, 1999
9	Bill Washington	at UTSA	Jan. 10, 1998
9	Robert Taylor	Texas Wesleyan	Dec. 17, 1996
9	Johnny McDowell	Sul Ross State	Dec. 4, 1992
9	Johnny McDowell	at Northwestern State	Feb. 1, 1992
9	Leonard Wilson	Nicholls	Dec. 3, 1990
9	Bill Nygard	Huston-Tillotson	Nov. 29, 1990

DEFENSIVE REBOUNDS (Since 1983-84)

No.	Player	Opponent	Date
1. 14	Jermaine Griffin	UT Permian Basin	Dec. 1, 2005
14	Robert Taylor	ULM	Feb. 27, 1997
14	Sam Norton	North Texas	Feb. 9, 1984
14	Sam Norton	ULM	Feb. 2, 1984
5. 13	David Azore	at Texas State	Feb. 2, 2019
13	Kevin Hervey	at UTRGV	Dec. 16, 2018
13	Kevin Hervey	South Alabama	Feb. 25, 2017
13	Mack Callier	at Sam Houston State	Feb. 17, 2003
13	David Allen	North Texas	Jan. 14, 1989
10. 12	David Azore	at Georgia Southern	Dec. 21, 2019
12	Kevin Hervey	Appalachian State	Feb. 1, 2018
12	Kevin Hervey	at Loyola Marymount	Dec. 22, 2016
12	Larry Posey	UTSA	Feb. 15, 2007
12	Steven Thomas	at Stephen F. Austin	Jan. 26, 2006
12	Anthony Durham	Northwestern State	Mar. 1, 1997
12	Bill Washington	Jarvis Christian	Dec. 2, 1996
12	Johnny McDowell	Sam Houston State	Jan. 21, 1993
12	Johnny McDowell	at Nicholls	Jan. 16, 1993
12	Johnny McDowell	vs. Gonzaga	Dec. 11, 1992
20. 11	David Azore	at Appalachian State	Jan. 10, 2019
11	Johnny Hamilton	at Northern Iowa	Dec. 7, 2017
11	Kevin Hervey	at Grand Canyon	Nov. 20, 2014
11	Brandon Edwards	vs. ULM	Mar. 13, 2014
11	Brandon Edwards	at Troy	Mar. 6, 2014
11	Brandon Edwards	Samford	Nov. 12, 2013
11	LaMarcus Reed III	vs. Southeastern La	Feb. 19, 2011
11	Steven Thomas	SE Louisiana	Jan. 19, 2006
11	Steven Thomas	at South Florida	Dec. 29, 2004
11	Mack Callier	at Sam Houston State	Mar. 6, 2001
11	Mack Callier	Texas State	Feb. 12, 2001
11	Brian Myers	TAMU-Commerce	Dec. 11, 1993

ASSISTS

No.	Player	Opponent	Date
1. 17	Jermaine Johnson	at Sam Houston State	Dec. 28, 1998
2. 16	Sean Miller	at Northwestern State	Feb. 19, 1994
3. 15	Erick Neal	at Niagara	Nov. 25, 2017
15	Glover Cody	North Texas	Feb. 15, 1992
15	Glover Cody	at Northwestern State	Feb. 14, 1991
15	Glover Cody	at Sam Houston State	Jan. 25, 1991
6. 13	Erick Neal	UT Dallas	Nov. 27, 2017
13	Erick Neal	at BYU	Mar. 15, 2017
13	Erick Neal	Louisiana	Jan. 23, 2017
13	Erick Neal	UT Dallas	Dec. 5, 2016
13	Glover Cody	at Iowa State	Dec. 10, 1991
13	Glover Cody	vs. Army	Nov. 24, 1990
13	Ronnell Peters	at ULM	Feb. 25, 1984
13	Ricky Leggett	at Denver	Dec. 12, 1978
13	Jesse Kemp	McNeese State	Feb. 28, 1977
13	David Payne	at UT Pan American	Jan. 18, 1971
13	David Payne	at Texas Wesleyan	Dec. 16, 1969



SINGLE-GAME INDIVIDUAL PROGRAM RECORDS

BLOCKED SHOTS

No.	Player	Opponent	Date
1. 9	Paul Renfro	Texas Wesleyan	Jan. 18, 1980
2. 8	Miles Robertson	Louisiana Tech	Mar. 1, 1979
3. 7	Johnny Hamilton	at Georgia State	Jan. 25, 2018
4. 6	Johnny Hamilton	Georgia Southern	Feb. 22, 2018
6	Brandon Williams	vs Howard Payne	Dec. 20, 2014
6	Jordan Reves	at San Jose State	Jan. 28, 2013
6	Jordan Reves	vs. Louisiana Tech	Jan. 5, 2013
6	Jermaine Griffin	at Western Illinois	Dec. 4, 2006
6	Miles Robertson	St. Edward's	Nov. 26, 1977
6	Trey Parker	Sam Houston State	Jan. 30, 2008
11. 5	Brandon Edwards	ULM	Jan. 9, 2014
5	Jermaine Griffin	at Texas State	Feb. 3, 2007
5	Jermaine Griffin	UT Tyler	Nov. 11, 2006
5	Roy Johnson	at Northwestern State	Feb. 26, 2004
5	Jermaine Johnson	at UTSA	Jan. 7, 1999
5	Johnny McDowell	McNeese State	Jan. 25, 1992
5	Ralph McPherson	Arkansas State	Feb. 16, 1981
5	Albert Culton	McNeese State	Feb. 7, 1981

STEALS

No.	Player	Opponent	Date
1. 8	Bill Washington	McNeese State	Jan. 27, 2000
8	Leonard Wilson	Nicholls	Dec. 3, 1990
3. 7	Bill Washington	Stephen F. Austin	Feb. 11, 1999
7	Bill Washington	McMurry	Nov. 24, 1998
7	Glover Cody	at North Texas	Feb. 28, 1991
7	Rodrick Ford	US International	Feb. 5, 1987
7	Rodrick Ford	at Stephen F. Austin	Jan. 16, 1987
7	Ronnell Peters	Arkansas State	Feb. 1, 1986

TURNOVERS

No.	Player	Opponent	Date
1. 12	Ricky Leggett	at Lamar	Mar. 4, 1978
2. 11	Erick Neal	at Georgia Southern	Jan. 27, 2018
11	Johnny Hill	at Georgia State	Jan. 15, 2015
11	Ronnie Marsh	at Hardin-Simmons	Feb. 2, 1974
5. 10	Lonnie McClanahan	at Texas State	Jan. 18, 2014
10	Josh Daniel	ULM	Mar. 7, 2003
10	Miles Robertson	at Lamar	Feb. 10, 1979
10	Ricky Leggett	at Baylor	Dec. 16, 1980
10	Greg Stuckey	at Lamar	Feb. 24, 1977

MINUTES PLAYED (Since 1973-74)

No.	Player	Opponent	Date
1. 50	Jermaine Johnson	at Sam Houston State	Dec. 28, 1998
2. 49	Keith Howell	ULM	Mar. 7, 2003
49	Donald Harris	at Sam Houston State	Dec. 28, 1998
4. 47	Rickey Leggett	McNeese State	Jan. 28, 1980
47	Jeffrey Stewart	McNeese State	Jan. 28, 1980
47	Miles Robertson	at Pepperdine	Dec. 9, 1977
47	Cal Tate	at Pepperdine	Dec. 9, 1977
8. 46	Rodrick Epps	at TCU	Nov. 18, 2006
46	Larry Posey	at TCU	Nov. 18, 2006
46	Donald Harris	at Stephen F. Austin	Feb. 6, 1999
46	Bill Washington	at Stephen F. Austin	Feb. 6, 1999
12. 45	Jarrett Howell	at Sam Houston State	Mar. 7, 2006
45	Josh Daniel	ULM	Mar. 7, 2003
45	Keith Greene	at Stephen F. Austin	Feb. 6, 1999
45	Reggie Brown	Sam Houston State	Feb. 13, 1997
45	Doug Gann	vs. UNC Wilmington	Dec. 30, 1989
45	Danny Johnson	Texas Southern	Jan. 13, 1983
45	Ronny Newton	Louisiana Tech	Feb. 21, 1977
45	Greg Stuckey	Louisiana Tech	Feb. 21, 1977
45	Jesse Kemp	Louisiana Tech	Feb. 21, 1977
45	Darnell Johnson	Louisiana Tech	Feb. 21, 1977
45	Jesse Kemp	North Texas	Jan. 12, 1977

SINGLE-GAME TEAM PROGRAM RECORDS

POINTS

Total (Score)	Opponent	Date
1. 154 (154-85)	Huston-Tillotson	Nov. 29, 1990
2. 149 (149-86)	University of Dallas	Dec. 8, 1990
3. 138 (138-135, 3OT)	Lamar	Feb. 14, 1966
4. 130 (130-64)	Huston-Tillotson	Nov. 28, 1991
5. 126 (126-73)	Texas Wesleyan	Dec. 7, 1981
6. 124 (124-123, 3OT)	at Sam Houston State	Dec. 28, 1998
7. 121 (121-61)	Schreiner	Dec. 3, 1992
8. 118 (118-84)	at Texas State	Feb. 9, 1991
9. 117 (117-115)	Nicholls	Dec. 3, 1990
10. 116 (116-87)	St. Edward's	Nov. 26, 1977
11. 115 (115-109)	North Texas	Feb. 25, 1991
115 (115-100)	Texas Wesleyan	Jan. 2, 1965
13. 114 (114-78)	Texas Wesleyan	Dec. 17, 1968
14. 113 (113-81)	vs. San Francisco	Nov. 29, 1991
113 (113-104)	at Georgia State	Dec. 15, 1990
113 (113-85)	SE Louisiana	Dec. 1, 1990
113 (113-109, OT)	at Texas Wesleyan	Jan. 30, 1968
18. 111 (111-64)	Howard Payne	Nov. 13, 2013
111 (111-77)	McNeese State	Feb. 7, 1981
111 (111-92)	Abilene Christian	Jan. 31, 1970
111 (111-120)	Lamar	Feb. 6, 1968
22. 110 (110-103)	at Texas State	Feb. 3, 2007
110 (110-85)	Georgia State	Dec. 7, 1991
110 (110-92)	Texas Wesleyan	Jan. 8, 1987
110 (110-116)	at Sam Houston State	Dec. 11, 1967
110 (110-93)	Texas Wesleyan	Dec. 3, 1964
27. 109 (109-96)	Hardin-Simmons	Dec. 11, 1978
28. 108 (108-71)	Louisiana	Jan. 23, 2017
108 (108-84)	at Nicholls	Jan. 2, 1991
108 (108-103)	UT Pan American	Feb. 26, 1968
108 (108-116)	Angelo State	Dec. 21, 1967
108 (108-95)	Trinity	Jan. 10, 1966
33. 107 (107-65)	Texas A&M-Kingsville	Nov. 29, 1982
34. 106 (106-76)	Tarleton State	Nov. 29, 1986
106 (106-116)	at Drake	Dec. 22, 1979
106 (106-72)	Abilene Christian	Feb. 19, 1973
37. 105 (105-89)	at BYU	Mar. 15, 2017
105 (105-63)	Austin College	Jan. 30, 2007
105 (105-91)	Sul Ross State	Dec. 4, 1992
40. 104 (104-106)	Louisiana	Feb. 27, 1978
104 (104-100)	vs. Texas Wesleyan	Dec. 28, 1964
42. 103 (103-45)	Hardin-Simmons	Dec. 29, 2001
103 (103-88)	McNeese State	Feb. 20, 1992
103 (103-86)	Texas Wesleyan	Jan. 19, 1981
103 (103-115)	at Louisiana	Feb. 19, 1979
103 (103-70)	at Tarleton State	Feb. 1, 1966
103 (103-92)	Lamar	Feb. 27, 1965
48. 102 (102-72)	Texas Southern	Nov. 14, 2007
102 (102-108)	Denver	Dec. 12, 1977
102 (102-104, 2OT)	Texas Southern	Jan. 13, 1983
102 (102-90)	Texas Wesleyan	Dec. 4, 1965
102 (102-88)	at Texas Wesleyan	Jan. 25, 1964
53. 101 (101-85)	vs. Texas Wesleyan	Dec. 22, 2009
101 (101-123)	at Northwestern State	Feb. 19, 1994
101 (101-45)	Austin College	Dec. 3, 1991
101 (101-95)	Texas State	Jan. 12, 1991
101 (101-105, OT)	North Texas	Jan. 12, 1977
101 (101-110)	at North Texas	Jan. 14, 1976
101 (101-82)	UT Pan American	Jan. 21, 1971
101 (101-110)	Texas Wesleyan	Dec. 13, 1967
61. 100 (100-97, 2OT)	at UTSA	Jan. 17, 2009
100 (100-85)	McNeese State	Feb. 18, 1995
100 (100-97, 2OT)	TAMU-Commerce	Dec. 11, 1993
100 (100-78)	at Sam Houston State	Feb. 20, 1993
100 (100-90)	North Texas	Feb. 15, 1992
100 (100-79)	US International	Feb. 5, 1987
100 (100-87)	McNeese State	Mar. 3, 1981
100 (100-74)	Hardin-Simmons	Jan. 12, 1981
100 (100-85)	McNeese State	Feb. 3, 1979
100 (100-89)	at Angelo State	Jan. 1, 1970
100 (100-92)	West Texas A&M	Mar. 1, 1968

In A Loss

111 (111-120)

Lamar

Feb. 6, 1968

POINTS IN AN OVERTIME GAME

Total (Score)	Opponent	Date
1. 138 (138-135, 3OT)	Lamar	Feb. 14, 1966
2. 124 (124-123, 3OT)	at Sam Houston State	Dec. 28, 1998
3. 118 (118-117, 4OT)	Hardin-Simmons	Dec. 11, 1971
4. 113 (113-109, OT)	at Texas Wesleyan	Jan. 30, 1968
5. 102 (102-104, 2OT)	Texas Southern	Jan. 13, 1983
6. 101 (101-105, OT)	North Texas	Jan. 12, 1977
7. 100 (100-97, 2OT)	at UTSA	Jan. 17, 2009
100 (100-97, 2OT)	Texas A&M Commerce	Dec. 11, 1993

POINTS AT HOME

Total (Score)	Opponent	Date
1. 154 (154-85)	Huston-Tillotson	Nov. 29, 1990
2. 149 (149-86)	University of Dallas	Dec. 8, 1990
3. 138 (138-135, 3OT)	Lamar	Feb. 14, 1966
4. 130 (130-64)	Huston-Tillotson	Nov. 28, 1991
5. 126 (126-73)	Texas Wesleyan	Dec. 7, 1981
6. 121 (121-61)	Schreiner	Dec. 3, 1992
7. 118 (118-117, 4OT)	Hardin-Simmons	Dec. 11, 1971
8. 117 (117-115)	Nicholls	Dec. 3, 1990
9. 116 (116-87)	St. Edward's	Nov. 26, 1977
10. 115 (115-100)	Texas Wesleyan	Jan. 2, 1965

In Conference Play

117 (117-115)	Nicholls	Dec. 3, 1990
---------------	----------	--------------

vs. Non-Conference Opponent

154 (154-85)	Huston-Tillotson	Nov. 29, 1990
--------------	------------------	---------------

POINTS ON THE ROAD

Total (Score)	Opponent	Date
1. 124 (124-123, 3OT)	at Sam Houston State	Dec. 28, 1998
2. 118 (118-84)	at Texas State	Feb. 9, 1991
3. 113 (113-104)	at Georgia State	Dec. 15, 1990
113 (113-109, OT)	at Texas Wesleyan	Jan. 30, 1968
5. 110 (110-103)	at Texas State	Feb. 3, 2007
110 (110-116)	at Sam Houston State	Dec. 11, 1967
7. 108 (108-84)	at Nicholls	Jan. 2, 1991
8. 106 (106-116)	at Drake	Dec. 22, 1979
9. 103 (103-72)	at SE Louisiana	Jan. 4, 1991
103 (103-115)	at Louisiana	Feb. 19, 1979
103 (103-70)	at Tarleton State	Feb. 1, 1966

POINTS AT A NEUTRAL SITE

Total (Score)	Opponent	Date
1. 113 (113-81)	vs. San Francisco	Nov. 29, 1991
2. 104 (104-100)	vs. Texas Wesleyan	Dec. 28, 1964

LARGEST COMBINED SCORE

Total (Score)	Opponent	Date
1. 273 (138-135, 3OT)	Lamar	Feb. 14, 1966
2. 247 (124-123, 3OT)	at Sam Houston State	Dec. 28, 1998
3. 239 (154-85)	Huston-Tillotson	Nov. 29, 1990
4. 235 (149-86)	University of Dallas	Dec. 8, 1990
235 (118-117, 4OT)	Hardin-Simmons	Dec. 11, 1971
6. 232 (117-115)	Nicholls	Dec. 3, 1990
7. 231 (111-120)	Lamar	Feb. 6, 1968
8. 226 (110-116)	at Sam Houston State	Dec. 11, 1967
9. 224 (101-123)	at Northwestern State	Feb. 19, 1994
224 (115-109)	North Texas	Feb. 25, 1991
224 (108-116)	Angelo State	Dec. 21, 1967

POINTS IN A HALF

Total (Half)	Opponent	Date
1. 90 (2nd)	Huston-Tillotson	Nov. 29, 1990
2. 78 (1st)	University of Dallas	Dec. 8, 1990
3. 69 (2nd)	Nicholls	Jan. 24, 1998
4. 72 (2nd)	at Texas State	Feb. 9, 1991
5. 71 (2nd)	University of Dallas	Dec. 8, 1990
6. 70 (2nd)	at SE Louisiana	Jan. 4, 1991
7. 69 (2nd)	at Georgia State	Dec. 15, 1990
69 (1st)	Austin College	Dec. 13, 1966
9. 68 (2nd)	Louisiana	Jan. 23, 2017
68 (2nd)	at Nicholls	Jan. 2, 1991
11. 67 (2nd)	Texas Wesleyan	Dec. 7, 1981



SINGLE-GAME TEAM PROGRAM RECORDS

FIELD GOALS MADE

Total	Opponent	Date
1. 60	Huston-Tillotson	Nov. 29, 1990
2. 57	Lamar	Feb. 14, 1967
3. 53	University of Dallas	Dec. 8, 1990
53	Texas Wesleyan	Dec. 7, 1981
5. 50	Huston-Tillotson	Nov. 26, 1991
6. 47	St. Edward's	Nov. 26, 1977
47	at Texas Wesleyan	Jan. 30, 1968
8. 45	Schreiner	Dec. 3, 1992
45	Abilene Christian	Jan. 31, 1970
10. 44	Nicholls	Dec. 3, 1990
44	Tarleton State	Nov. 29, 1986
44	North Texas	Jan. 12, 1977
44	UT Pan American	Jan. 21, 1971
44	Texas Wesleyan	Dec. 17, 1968

FIELD GOALS ATTEMPTED

Total	Opponent	Date
1. 122	Huston-Tillotson	Nov. 29, 1990
2. 105	at New Mexico	Nov. 23, 1990
3. 102	University of Dallas	Dec. 8, 1990
102	Nicholls	Dec. 3, 1990
5. 101	Hardin-Simmons	Dec. 11, 1971
6. 100	South Dakota State	Dec. 6, 1971
7. 98	North Texas	Jan. 12, 1977
8. 97	Lamar	Feb. 14, 1967
9. 95	Texas Wesleyan	Dec. 4, 1965
10. 94	at Denver	Jan. 8, 1975
94	Texas Wesleyan	Dec. 3, 1964

FIELD GOAL PERCENTAGE (Min. 30 Made)

Pct. (FG-A)	Opponent	Date
1. .723 (34-47)	UT Tyler	Dec. 22, 2004
2. .680 (53-78)	Texas Wesleyan	Dec. 7, 1981
3. .667 (34-51)	Central Arkansas	Feb. 7, 2011
.667 (32-48)	vs. Valparaiso	Jan. 10, 1981
5. .660 (40-62)	at Texas Wesleyan	Jan. 2, 1965
6. .653 (32-49)	at ULM	Feb. 1, 2003
7. .642 (34-53)	vs. Georgia State	Dec. 22, 1984
8. .639 (39-61)	vs. Schreiner	Nov. 26, 2007
9. .635 (33-52)	at UTSA	Feb. 19, 1996
10. .630 (42-67)	Oklahoma State	Jan. 14, 1984
.630 (36-57)	Oral Roberts	Jan. 23, 1982

3-POINTERS MADE

Total	Opponent	Date
1. 17	Bradley	Dec. 8, 2015
2. 16	Texas State	Jan. 12, 1991
3. 15	UT Dallas	Nov. 5, 2019
15	at South Alabama	Feb. 28, 2019
15	at Arkansas State	Jan. 13, 2018
15	Coastal Carolina	Dec. 31, 2016
15	at Northwestern State	Jan. 6, 2000
15	at TCU	Dec. 19, 1999
15	UTSA	Jan. 2, 1992
15	at Northwestern State	Feb. 14, 1991
15	Huston-Tillotson	Nov. 29, 1990
12. 14	Georgia Southern	Jan. 2, 2016
14	UT Tyler	Nov. 16, 2010
14	McNeese State	Jan. 27, 2000
14	at Nicholls	Jan. 15, 2000
14	vs. San Francisco	Nov. 29, 1991
14	at SE Louisiana	Jan. 4, 1991

3-POINTERS ATTEMPTED

Total	Opponent	Date
1. 42	at South Alabama	Jan. 16, 2016
2. 40	at Northwestern State	Feb. 1, 1992
3. 39	McNeese State	Jan. 27, 2000
39	at ULM	Jan. 8, 2000
39	Nicholls	Dec. 3, 1990
6. 38	Little Rock	Jan. 23, 2016
38	Coastal Carolina	Dec. 31, 2016
38	at Texas Southern	Dec. 20, 2006
9. 37	UT Dallas	Nov. 5, 2019
37	at North Texas	Nov. 30, 2010
11. 36	at Nevada	Nov. 12, 2019
36	Rice	Nov. 29, 2017
36	McNeese State	Feb. 21, 1991
36	Huston-Tillotson	Nov. 29, 1990

3-POINT PERCENTAGE (Min. 10 Made)

Pct. (FG-A)	Opponent	Date
1. .706 (12-17)	McNeese State	Feb. 18, 1995
2. .700 (14-20)	at SE Louisiana	Jan. 4, 1991
3. .625 (10-16)	Appalachian State	Feb. 1, 2018
4. .619 (13-21)	Houston Baptist	Nov. 22, 2014
5. .577 (15-26)	at South Alabama	Feb. 28, 2019
6. .556 (15-27)	at Arkansas State	Jan. 13, 2018
7. .545 (12-22)	at Troy	Mar. 2, 2019
.545 (12-22)	at Georgia Southern	Feb. 20, 2017

FREE THROWS MADE

Total	Opponent	Date
1. 42	Schreiner	Dec. 3, 1992
2. 41	Sam Houston State	Dec. 9, 1968
3. 38	San Diego	Dec. 4, 2004
4. 36	McNeese State	Feb. 3, 1979
36	Missouri-Rolla	Dec. 18, 1968
6. 35	Texas Lutheran	Nov. 12, 2010
35	at Texas State	Feb. 3, 2007
35	at Georgia State	Dec. 15, 1990
35	West Texas A&M	Jan. 2, 1969
35	at Texas Wesleyan	Jan. 2, 1965

FREE THROW ATTEMPTS

Total	Opponent	Date
1. 60	Sam Houston State	Dec. 9, 1968
2. 54	McNeese State	Feb. 23, 1981
3. 52	North Texas	Feb. 25, 1991
4. 49	Hardin-Simmons	Dec. 11, 1971
5. 48	North Texas	Jan. 12, 1980
48	Missouri-Rolla	Dec. 18, 1968
7. 47	San Diego	Dec. 4, 2004
8. 46	Texas Lutheran	Nov. 12, 2010
46	at Texas State	Jan. 30, 2010
46	at Arkansas	Nov. 22, 1999
46	UTSA	Dec. 4, 1989
46	West Texas A&M	Jan. 2, 1969

FREE THROW PERCENTAGE (Min. 20 Made)

Pct. (FT-A)	Opponent	Date
1. .964 (27-28)	at Houston	Feb. 22, 1968
2. .952 (20-21)	at Northwestern State	Mar. 8, 2005
3. .917 (33-36)	at Louisiana	Feb. 19, 1979
4. .875 (21-24)	at South Alabama	Jan. 16, 2016
5. .872 (34-39)	Little Rock	Jan. 19, 2019
6. .862 (25-29)	Texas State	Mar. 1, 2016
7. .857 (24-28)	UC Davis	Nov. 18, 2018

REBOUNDS

Total	Opponent	Date
1. 80	Huston-Tillotson	Nov. 29, 1990
2. 72	Hardin-Simmons	Dec. 11, 1971
3. 67	at West Texas A&M	Feb. 2, 1970
67	Lamar	Feb. 14, 1967
67	at Trinity	Feb. 23, 1965
6. 66	Nicholls	Dec. 3, 1990
7. 65	Jarvis Christian	Dec. 2, 1996
8. 64	Schreiner	Dec. 3, 1992
64	US International	Feb. 5, 1987
64	vs. Austin College	Dec. 30, 1964

REBOUND MARGIN

Margin	Opponent	Date
1. +36 (64-28)	Schreiner	Dec. 3, 1992
+36 (80-44)	Huston-Tillotson	Nov. 29, 1990
3. +35 (59-24)	Sul Ross State	Dec. 21, 2015
+35 (59-24)	Northwestern State	Feb. 27, 1992
5. +34 (65-31)	Jarvis Christian	Dec. 2, 1996
6. +32 (54-22)	at Nicholls	Dec. 22, 2001
7. +27 (51-24)	vs. Texas Southern	Nov. 14, 2007
8. +26 (44-18)	Nicholls	Feb. 15, 2003
9. +25 (52-27)	ULM	Jan. 19, 1991
+25 (59-34)	Lamar	Jan. 8, 1966
11. +24 (45-21)	at UTSA	Feb. 18, 2004
+24 (47-23)	vs. Alabama State	Nov. 18, 2002



SINGLE-GAME TEAM PROGRAM RECORDS

PERSONAL FOULS

Total	Opponent	Date
1. 42	Hardin-Simmons	Dec. 11, 1971
2. 40	at Arkansas State	Jan. 26, 1980
3. 39	at North Texas	Feb. 10, 1983
4. 37	McNeese State	Feb. 23, 1981
5. 36	North Texas	Nov. 18, 2009
36	at Sam Houston State	Dec. 28, 1998
7. 35	at Arkansas	Nov. 23, 2018
35	Arkansas State	Feb. 27, 2016
35	at Sam Houston State	Feb. 22, 2007
35	at Louisiana Tech	Jan. 27, 1979
35	at Denver	Jan. 10, 1976
35	at US International	Feb. 21, 1967

ASSISTS

Total	Opponent	Date
1. 34	Georgia State	Dec. 7, 1991
2. 33	Huston-Tillotson	Nov. 26, 1991
3. 32	Lamar	Feb. 18, 1980
4. 31	Texas Wesleyan	Dec. 7, 1981
5. 30	at Sam Houston State	Feb. 20, 1993
30	Nicholls	Feb. 11, 1993
30	Lamar	Feb. 24, 1979
8. 29	at Northwestern State	Feb. 14, 1991
29	vs. Northwestern State	Mar. 8, 1988
29	North Texas	Feb. 7, 1987
29	Denver	Dec. 12, 1977

TURNOVERS

Total	Opponent	Date
1. 38	at New Mexico State	Nov. 28, 1975
2. 36	at Houston Baptist	Jan. 9, 1978
36	at Lamar	Feb. 24, 1977
4. 34	UC San Diego	Jan. 4, 1978
34	at Pepperdine	Dec. 9, 1977
6. 33	at Nebraska	Dec. 21, 1992
33	at Lamar	Feb. 10, 1979
8. 32	at Nicholls	Jan. 6, 1994
32	at Hardin-Simmons	Feb. 2, 1974

BLOCKS

Total	Opponent	Date
1. 10	Howard Payne	Dec. 20, 2014
10	Hardin-Simmons	Dec. 29, 2001
10	St. Edward's	Jan. 26, 1987

STEALS

Total	Opponent	Date
1. 22	University of Dallas	Dec. 8, 1990
2. 21	Huston-Tillotson	Nov. 26, 1991
3. 19	St. Edward's	Dec. 4, 1978
19	Houston Baptist	Dec. 13, 2012
5. 18	Howard Payne	Nov. 13, 2013
18	at UTSA	Feb. 6, 1986
7. 17	Sul Ross State	Dec. 21, 2015
17	Houston Baptist	Jan. 25, 2010
17	SE Louisiana	Jan. 3, 1987
17	at Arkansas State	Jan. 26, 1981
17	Westmont	Dec. 1, 1980

PLAYERS IN DOUBLE-FIGURE POINTS

Total	Opponent	Date
8	Texas Wesleyan	Dec. 7, 1981
7	Austin College	Jan. 30, 2007
7	at Sam Houston State	Dec. 28, 1998
7	Wayland Baptist	Dec. 1, 1971
6, 25x	Last Time: Akron	Mar. 20, 2017

PLAYERS WITH DOUBLE-FIGURE REBOUNDS

Total	Opponent	Date
4	Huston-Tillotson	Nov. 29, 1990
4	at West Texas A&M	Feb. 2, 1970
3	Arkansas State	Jan. 21, 2016
3	at Texas Wesleyan	Dec. 11, 1980
3	Adams State	Dec. 19, 1974
3	Lamar	Feb. 26, 1972
3	Arkansas State	March 2, 1970
3	Lamar	Feb. 14, 1967
3	at Trinity	Feb. 23, 1965
3	Texas Wesleyan	Dec. 3, 1964
2, 78x	Last: Northern Iowa	Nov. 10, 2018

PLAYERS WITH 20+ POINTS

Total	Opponent	Date
5	Huston-Tillotson	Nov. 29, 1990
4	North Texas	Feb. 25, 1991
4	University of Dallas	Dec. 8, 1990
3	at Sam Houston State	Jan. 28, 1998
3	at Sam Houston State	Feb. 20, 1993
3	North Texas	Feb. 15, 1992
3	at Sam Houston State	Jan. 9, 1992
3	Nicholls	Dec. 3, 1990
3	SE Louisiana	Dec. 1, 1990
3	at ULM	Mar. 4, 1989
3	Oklahoma State	Jan. 14, 1984
3	vs. Northeastern	Jan. 9, 1981
3	at Centenary	Jan. 5, 1981
3	McNeese State	Jan. 28, 1980
3	Texas A&M Kingsville	Feb. 7, 1976
3	Lamar	Feb. 14, 1967



SINGLE-GAME TEAM PROGRAM RECORDS

FEWEST POINTS

Total (Score)	Opponent	Date
1. 31 (31-36)	at SMU	Dec. 16, 1989
2. 35 (35-50)	Denver	Dec. 31, 2012
3. 41 (41-57)	at SE Louisiana	Jan. 8, 2005
4. 42 (42-41)	SE Louisiana	Nov. 30, 1983
5. 43 (43-51)	ULM	Feb. 27, 1997
43 (43-64)	East Texas Baptist	Dec. 6, 1962
43 (43-42)	vs. Oklahoma Baptist	Dec. 29, 1961
8. 44 (44-92)	at Kentucky	Nov. 25, 2014
44 (44-71)	at Stephen F. Austin	Jan. 24, 2004
44 (44-61)	Seattle	Jan. 17, 2013
44 (44-69)	at Oklahoma State	Dec. 19, 2013
12. 45 (45-65)	at Missouri	Dec. 4, 2018
45 (45-76)	at Texas	Nov. 7, 2002
45 (45-66)	at Texas State	Jan. 9, 1998

In a Win

42 (42-41) SE Louisiana Nov. 30, 1983

In Conference Play

35 (35-50) Denver (Western Athletic Conference) Dec. 31, 2012

vs. Non-Conference Opponent

31 (31-36) at SMU Dec. 16, 1989

FEWEST POINTS AT HOME

Total (Score)	Opponent	Date
1. 42 (42-41)	SE Louisiana	Nov. 30, 1983
2. 43 (43-51)	ULM	Feb. 27, 1997
43 (43-64)	East Texas Baptist	Dec. 6, 1962
4. 44 (44-61)	Seattle	Jan. 17, 2013
5. 46 (46-64)	Boise State	Jan. 2, 2013
46 (46-64)	Oklahoma Baptist	Dec. 5, 1961
7. 47 (47-55)	UT Pan American	Dec. 21, 1959
8. 48 (48-52)	ULM	Feb. 29, 1992
48 (48-49)	McNeese State	Feb. 12, 1983

FEWEST POINTS ON THE ROAD

Total (Score)	Opponent	Date
1. 31 (31-36)	at SMU	Dec. 16, 1989
2. 41 (41-57)	at SE Louisiana	Jan. 8, 2005
3. 44 (44-69)	at Oklahoma State	Dec. 19, 2012
44 (44-71)	at Stephen F. Austin	Jan. 24, 2004
5. 45 (45-65)	at Missouri	Dec. 4, 2018
45 (45-76)	at Texas	Nov. 7, 2002
45 (45-66)	at Texas State	Jan. 9, 1998
8. 47 (47-67)	at #14 Oregon	Nov. 17, 2019
9. 48 (48-66)	at Nicholls	Jan. 8, 2011
10. 49 (49-76)	at SE Missouri State	Jan. 7, 1985
49 (49-81)	at Memphis	Dec. 4, 1968
12. 50 (50-47)	at Texas State	Feb. 27, 2003
50 (50-106)	at Creighton	Nov. 17, 2002
50 (50-70)	at Hardin-Simmons	Jan. 9, 1975
50 (50-65)	at ULM	Mar. 6, 1990
50 (50-64)	at Sam Houston State	Dec. 11, 1959

FEWEST POINTS AT A NEUTRAL SITE

Total (Score)	Opponent	Date
43 (43-42)	vs. Oklahoma Baptist	Dec. 29, 1961
49 (49-61)	vs. UNC Greensboro	Nov. 15, 2005
49 (49-68)	vs. Trinity	Dec. 29, 1960
50 (50-81)	vs. McNeese State	March 5, 1997

SMALLEST COMBINED SCORE

Total (Score)	Opponent	Date
1. 67 (31-36)	at SMU	Dec. 16, 1989
2. 83 (42-41)	SE Louisiana	Nov. 30, 1983
3. 85 (35-50)	Denver	Dec. 31, 2012
85 (43-42)	vs. Oklahoma Baptist	Dec. 29, 1961
5. 94 (43-51)	ULM	Feb. 27, 1997
6. 97 (48-49)	McNeese State	Feb. 12, 1983
7. 98 (41-57)	at SE Louisiana	Jan. 8, 2005
8. 100 (48-52)	ULM	Feb. 29, 1992
9. 102 (47-55)	UT Pan American	Dec. 21, 1959
10. 104 (56-48)	at Texas State	Jan. 18, 2014
11. 107 (43-64)	East Texas Baptist	Dec. 6, 1962
12. 108 (52-56)	at Little Rock	Feb. 14, 2019
13. 109 (54-55)	Troy	Jan. 31, 2015
14. 110 (45-65)	at Missouri	Dec. 4, 2018
110 (49-61)	vs. UNC Greensboro	Nov. 15, 2005
110 (46-64)	Oklahoma Baptist	Dec. 5, 1961

FEWEST POINTS IN A HALF

Total (Half)	Opponent	Date
1. 8 (2nd)	at SMU	Dec. 16, 1989
2. 12 (1st)	at Kentucky	Nov. 25, 2014
3. 14 (1st)	Little Rock	Jan. 23, 2016
4. 15 (1st)	at Toledo	Dec. 29, 1989
5. 17 (1st)	Denver	Dec. 31, 2012
17 (1st)	at Oklahoma State	Dec. 17, 2012
17 (1st)	at Nicholls	Jan. 8, 2011
17 (1st)	at Stephen F. Austin	Jan. 27, 2007
17 (1st)	at New Mexico	Dec. 29, 2005
17 (1st)	vs. UNC Greensboro	Nov. 15, 2005
17 (1st)	at ULM	Jan. 23, 1997
17 (1st)	at Texas A&M Commerce	Dec. 10, 1962
13. 18 (1st)	Boise State	Jan. 2, 2013
18 (2nd)	Denver	Dec. 31, 2012
18 (1st)	New Mexico	Jan. 3, 2005
18 (1st)	at SE Louisiana	Nov. 30, 1983

FEWEST FIELD GOALS MADE

Total	Opponent	Date
1. 12	at SMU	Dec. 16, 1989
2. 13	at SE Louisiana	Jan. 8, 2005
13	at Stephen F. Austin	Jan. 24, 2004
13	Denver	Dec. 31, 2012
5. 14	vs. UNC Greensboro	Nov. 15, 2005
14	at Memphis	Dec. 4, 1968
7. 15	at #14 Oregon	Nov. 17, 2019
15	at Stephen F. Austin	Feb. 24, 2005
15	at TCU	Nov. 22, 2003
15	Arkansas State	Jan. 6, 1968

FEWEST FIELD GOALS ATTEMPTED

Total	Opponent	Date
1. 29	at Nicholls	Jan. 8, 2011
2. 31	Arkansas State	Jan. 6, 1968
3. 33	Midwestern State	Dec. 20, 1967
4. 35	at Houston Baptist	Jan. 18, 1982

LOWEST FIELD GOAL % (Min. 50 Attempts)

Pct. (FG-A)	Opponent	Date
1. .234 (15-64)	at #14 Oregon	Nov. 17, 2019
2. .235 (12-51)	at Texas State	Jan. 9, 1999
3. .255 (14-55)	vs. UNC Greensboro	Nov. 15, 2005
4. .257 (18-70)	Montana	Dec. 28, 1996
5. .258 (16-62)	Seattle	Jan. 17, 2013
6. .268 (19-71)	at Gonzaga	Dec. 18, 2018
7. .270 (17-63)	at Kentucky	Nov. 25, 2014
8. .274 (17-62)	Sam Houston State	Jan. 11, 1990
9. .279 (17-61)	vs. McNeese State	Mar. 5, 1997
10. .282 (20-71)	at Oklahoma	Jan. 25, 1969

FEWEST FREE THROWS MADE

Total	Opponent	Date
1. 0	at Hardin-Simmons	Jan. 9, 1975
2. 1	at Oklahoma State	Dec. 19, 2012
1	at Centenary	Feb. 5, 1973
1	vs. Georgia Southern	Dec. 29, 1972
5. 2, 12x	Last vs. Harvard	Dec. 28, 1998

FEWEST FREE THROW ATTEMPTS

Total	Opponent	Date
1. 1	at Hardin-Simmons	Jan. 9, 1975
2. 2	McNeese State	Feb. 28, 1977
2	at Centenary	Feb. 5, 1973
4. 4, 9x	Last at Stony Brook	Dec. 23, 2000

LOWEST FREE THROW % (Min. 10 Attempts)

Pct. (FT-A)	Opponent	Date
1. .182 (2-11)	vs. Alabama State	Dec. 22, 1995
2. .285 (4-14)	at Lamar	Mar. 5, 1985
3. .357 (5-14)	ULM	Jan. 16, 1999
.357 (5-14)	at Louisiana Tech	Feb. 9, 1981
5. .360 (9-25)	Northwestern State	Feb. 15, 1990
6. .364 (4-11)	at Missouri	Dec. 4, 2018

FEWEST REBOUNDS

No.	Opponent	Date
1. 21	at Texas	Jan. 3, 2004
21	Sam Houston State	Mar. 2, 2000
21	vs. Valparaiso	Jan. 10, 1981
4. 22	at Nicholls	Jan. 8, 2011
22	at Stephen F. Austin	Jan. 27, 2007
22	at ULM	Feb. 5, 2004
22	at Samford	Nov. 27, 1999
22	Louisiana Tech	Feb. 26, 1981
9. 23, 4x	Last vs. Miami	Nov. 13, 2005

ALL-TIME PROGRAM OVERTIME GAMES

Date	Opponent	W/L	Score	Date	Opponent	W/L	Score	Date	Opponent	W/L	Score
02-04-64	Arkansas State	L	76-82	02-10-83	at North Texas	L	98-105	03-07-03	ULM	W	** 85-84
02-16-65	Arkansas State	L	** 99-100	12-05-83	Missouri State	W	63-58	01-22-05	ULM	W	80-76
01-04-66	at Austin College	W	70-63	02-02-84	ULM	L	71-74	12-17-05	at San Diego	W	94-91
01-08-66	Lamar	L	** 91-93	02-09-85	ULM	W	75-74	03-07-06	at Sam Houston State#	L	** 84-86
02-14-67	Lamar	W	*** 138-135	11-29-85	Tarleton State	W	81-79	11-18-06	at TCU	L	** 89-97
01-20-68	at Texas Tech	L	83-93	01-03-86	at Florida Southern	L	79-81	01-11-07	at Nicholls	L	81-83
01-30-68	at Texas Wesleyan	W	113-109	01-21-86	at Hardin-Simmons	L	75-79	12-17-07	at TCU	L	74-77
02-02-70	West Texas A&M	W	88-84	02-21-87	at U.S. International	L	89-94	01-10-08	at Central Arkansas	L	68-70
12-11-71	Hardin-Simmons	W	**** 118-117	01-18-88	UTSA	L	72-79	01-17-09	at UTSA	W	** 100-97
01-10-72	at Butler	W	87-82	01-30-88	at Texas State	L	73-75	11-18-09	North Texas	L	** 99-101
02-26-72	Lamar	W	96-92	02-23-88	Hardin-Simmons	L	87-88	01-05-10	Utah Valley	W	90-85
12-23-72	Hardin-Simmons	W	81-76	12-30-89	vs. UNC Wilmington	L	64-66	02-03-10	Texas A&M-Corpus Christi	W	71-66
01-18-73	Centenary	W	74-72	12-11-92	vs. Gonzaga	W	** 95-87	02-16-11	Stephen F. Austin	W	66-65
02-15-73	West Texas A&M	W	** 87-85	12-11-93	TAMU-Commerce	W	** 100-97	02-19-11	at Southeastern Louisiana	W	68-66
01-11-75	at E. New Mexico	L	69-70	12-29-93	at Chaminade	L	91-92	02-26-11	at Northwestern State	L	71-78
01-10-76	at Denver	W	99-97	11-29-95	Grambling State	L	82-86	12-17-11	at Tulsa	L	75-80
01-12-77	North Texas	L	101-105	01-15-97	Texas State	W	66-63	12-21-13	CSU Bakersfield	W	79-75
02-21-77	Louisiana Tech	W	92-90	01-30-97	McNeese State	W	69-67	01-09-14	ULM	W	83-79
12-09-77	at Pepperdine	L	88-89	02-13-97	Sam Houston State	L	75-78	02-01-14	at Georgia State	L	91-101
02-04-78	Louisiana Tech	L	** 77-79	12-28-98	at Sam Houston State	W	*** 124-123	03-06-14	at Troy	W	** 87-86
01-12-80	North Texas	W	** 99-97	02-06-99	Stephen F. Austin	W	** 85-83	12-01-15	at Texas	L	73-80
01-28-80	McNeese State	L	** 97-98	11-22-99	at Arkansas	L	95-102	01-16-16	at South Alabama	L	85-88
02-11-80	at Louisiana	L	79-86	03-08-00	Northwestern State#	L	83-88	02-18-16	Louisiana	W	84-83
02-13-80	at McNeese State	W	71-69	01-27-01	Sam Houston State	W	94-86	02-10-18	Texas State	W	70-68
12-18-80	Centenary	W	81-78	02-10-01	UTSA	W	86-77	12-21-18	at Cal Poly	W	75-70
01-31-81	Lamar	L	84-89	03-07-01	at Sam Houston State#	L	** 98-103	2-2-19	at rv Texas State	W	** 84-77
02-20-82	at Arkansas State	W	60-58	12-20-01	at SE Louisiana	W	69-60	2-23-19	ULM	W	** 91-86
01-13-83	Texas Southern	L	** 102-104	01-02-02	Oral Roberts	W	83-77	* Indicates how many overtimes if more than one			
								# Southland Conference Tournament			

PROGRAM MILESTONE VICTORIES

Win 1 – UT Arlington 70, East Central Okla. 57 – 11/24/59

In their first game at the NCAA level, the Mavericks got 27 points from Ed Russell to defeat the Tigers.

Win 50 – UT Arlington 82, Bishop College 78 – 12/30/65

The Mavericks defeated Bishop College in the third-place game of the Cotton Bowl Classic.

Win 100 – UT Arlington 95, South Dakota State 81 – 12/6/71

Mark Burden scored 21 points and pulled down a then-record 17 rebounds. The win propelled UT Arlington to its most-ever victories in the SLC.

Win 150 – UT Arlington 81, Houston Baptist 69 – 12/7/77

The victory ended the longest losing streak in UT Arlington history at 21 games.

Win 200 – UT Arlington 93, Louisiana 83 – 2/21/81

Arguably the best Maverick squad ever, UT Arlington defeats a tough Ragin' Cajun side that propels the team to its first appearance in the NIT.

Win 250 – UT Arlington 74, San Francisco 65 – 12/21/85

UT Arlington defeats the Dons in the consolation game of the Albertsons Classic in Boise, Idaho.

Win 300 – UT Arlington 108, at Nicholls 84 – 1/2/91

Leonard Wilson scores 31 points and UT Arlington all-time leading scorer Willie Brand adds 22. The victory starts an eight-game winning streak for the Mavericks.

Win 350 – UT Arlington 70, North Texas 68 – 1/15/94

Trailing by three points at halftime, the Mavericks rally to defeat the Mean Green. The victory snaps a six-game losing streak.

Win 400 – UT Arlington 87, at Air Force 78 – 12/19/98

The Mavericks scored 52 points in the second half to erase a halftime deficit in Colorado Springs, Colo.

Win 450 – UT Arlington 81, Texas Wesleyan 65 – 11/30/02

The victory is UT Arlington's ninth straight versus the crosstown-rival Rams.

Win 500 – UT Arlington 87, UT Tyler 72 – 12/22/05

Brady Dawkins registers 15 points and seven assists in the victory over the Patriots.

Win 550 – UT Arlington 75, Utah Valley 64 - 1/3/2009

The Mavs end a five-game skid against Utah Valley behind 17 points from Ryan Toolson

Win 600 – UT Arlington 91, Lamar 82 - 1/14/2012

UTA wins its seventh in a row, on the way to a 16-game winning streak and 15-1 SLC record.

Win 650 – UT Arlington 87, Houston Baptist 69 - 12/22/2014

Jamel Outler drained seven 3-point field goals to help the Mavs move to 3-1 on the season with a homecoming victory.

Win 700 – UT Arlington 89, South Alabama 83 - 1/16/2017

The Mavs used a 16-point second half run then held off the Jaguars in Mobile, Ala.

Win 750 – UT Arlington 67, Georgia Southern 58 - 3/16/2019

UTA closed the Sun Belt Tournament semifinal matchup on a 10-0 run after Georgia Southern took a 58-57 lead with 5 minutes remaining in regulation and advanced to the Sun Belt Tournament Final for the second-straight year.



BRIAN WARREN

5-9 | 170 | SR | G
Indianapolis, Ind.



SAM GRIFFIN

6-3 | 175 | FR | G
Miami, Fla.



JORDAN PHILLIPS

6-7 | 215 | SO | F
Fort Worth, Texas



AYOUB NOUHI

A-ube NEW-he
6-6 | 205 | SO | G/F
Brussels, Belgium



DAVID AZORE

AYE-zore
6-4 | 205 | R-SO | G
Houston, Texas



RADSHAD DAVIS

ruh-SHAUHD
6-2 | 205 | SR | F
Nassau, Bahamas



HUNTER LAVELLE

luh-VELLE
6-1 | 165 | FR | G
Argyle, Texas



JABARI NARCIS

NAHR-sis
6-9 | 240 | SR | F
Chaguanas, Trinidad and Tobago



DAVIS STEELMAN

6-3 | 185 | JR | G
Bedford, Texas



NICOLAS ELAME

uh-LALM-eh
6-3 | 185 | FR | G
Paris, France



TRE JONES

6-5 | 195 | FR | F
Arlington, Texas



TIANDRE JACKSON-YOUNG

TEE-andre
6-4 | 200 | SR | F
Marshall, Texas



PATRICK MWAMBA

mm-WAMBA
6-6 | 196 | SO | F
Bukavu, Congo



MCKADE MARQUIS

MAR-quisse
6-0 | 195 | R-FR | G
Whitehouse, Texas



COLEMAN SPARLING

6-7 | 215 | R-JR | F
Ellensburg, Wash.



GRAYSON CARTER

6-9 | 225 | SO | F
Dallas, Texas



CHRIS OGDEN

HEAD COACH



GREG YOUNG

ASSOCIATE HEAD COACH



RILEY DAVIS

ASSISTANT COACH



ROYCE JOHNSON

ASSISTANT COACH



PARKER EIDSON

DIRECTOR OF
OPERATIONS



MATT MCGANN

VIDEO COORDINATOR



DOMINICK WALKER

STRENGTH &
CONDITIONING COACH



CHRIS MARRS

ATHLETIC TRAINER



DERRICK OBASOHAN

PLAYER DEVELOPMENT
COORDINATOR



MATT WINSBERG

ANALYTICS
COORDINATOR



PETER CLARK

OPERATIONS
COORDINATOR