

UT ARLINGTON MAVERICKS

2018-19 MEN'S BASKETBALL INFOGRAPHIC GAME NOTES

NCAA: 2008 | NIT: 1981, 2012, 2017 | CIT: 2013, 2016

Associate AD for Communications: Jason MacBain | Cell: 315.750.0236 | Email: jason.macbain@uta.edu | Twitter: @JaBain

SCHEDULE / RESULTS

NOVEMBER (3-4)

6 UT TYLER (ESPN+) W, 90-66

10 NORTHERN IOWA (ESPN+) W, 74-65

16 TEXAS A&M-CORPUS CHRISTI (ESPN+) L, 73-67

NIT 18 UC DAVIS (ESPN+) W, 68-59

20 RV Indiana (BTN) L, 78-64

NCAA 23 RV Arkansas (SECN+) L, 78-60

27 Tulsa (ESPN+) L, 72-58

DECEMBER (1-5)

CBI 1 UTRGV (ESPN+) L, 76-65

NCAA 4 Missouri (SECN+) L, 65-45

CBI 8 RV North Texas (C-USA TV) L, 63-61

NCAA 18 #8 Gonzaga (ROOT) L, 89-55

21 Cal Poly W, 75-70 (OT)

NCAA 28 Texas (LHN) L, 76-56

JANUARY (5-3)

NCAA 3 GEORGIA STATE* (ESPN+) L, 63-58

5 GEORGIA SOUTHERN* (ESPN+) L, 77-64

10 Appalachian State* (APP VISION) W, 82-72

12 Coastal Carolina* (ESPN+) W, 61-58

17 ARKANSAS STATE* (ESPN+) W, 68-59

19 LITTLE ROCK* (ESPN+) W, 82-73

24 Georgia Southern* (ESPN+) W, 72-67

NCAA 26 Georgia State* (ESPN+) L, 77-71

FEBRUARY

2 RV Texas State* (ESPN+) 4 PM

7 COASTAL CAROLINA* (ESPN+) 7 PM

9 APPALACHIAN STATE* (ESPN+) 2 PM

14 Little Rock* (ESPN+) 6:30 PM

16 Arkansas State* (ESPN+) 7 PM

NIT 21 LOUISIANA* (ESPN+) 7 PM

CIT 23 ULM* (ESPN+) 2 PM

28 South Alabama* (ESPN+) 7 PM

MARCH

2 Troy* (ESPN+) 2 PM

9 TEXAS STATE* (ESPN+) 2 PM

12 Sun Belt Tournament First Round[^] TBA

14 Sun Belt Tournament Second Round[^] TBA

15 Sun Belt Tournament Quarterfinals[^] TBA

16 Sun Belt Tournament Semifinals[^] TBA

17 Sun Belt Tournament Finals[^] TBA

HOME GAME | All Times Central | *Sun Belt Game

[^]Campus Sites (#7 & #8 Host) | [^]New Orleans (Lakefront Arena)



@UTA MBB

9-12, 5-3 SBC HC: Chris Ogden (9-12)

HC: Danny Kaspar (556-285) 17-4, 6-2 SBC

UTA played the **7th-hardest non-conference schedule in the nation**, according to ESPN (full story: utamavs.us/espnsktd). The Mavericks, who have **used 13 starting lineups -- the 2nd-most in the nation** this year, began Sun Belt play by facing the preseason top-2 teams in the league: Georgia State (1) and Georgia Southern (2) in four of their first eight games. **UTA, Georgia Southern and Coastal Carolina are tied for 3rd place in the SBC, one game behind TXST and GSU.**

LOCKED IN ON DEFENSE

In all 8 SBC games this year, UTA has held a top-10 scorer in the conference below his season average:

- 2) Ty Cockfield: 20.7 (16 vs. UTA)
- 5) Rayjon Tucker: 20.1 (15)
- 6) Zac Cuthbertson: 19 (17)
- 7) D'Marcus Simonds: 18.6 (15 & 1)
- 8) Ronshad Shabazz: 18.4 (16)
- 10) Toookie Brown: 16.8 (4 & 11)

UTA also has held 7 of 8 SBC opponents below their conference scoring average; the Mavs are 2nd in SBC scoring defense (68.2/game; TXST: 67.6).

PROBABLE STARTERS

0

BRIAN WARREN (G)

Jr. | 5-9 | 160 | Indianapolis, IN
13.7 PPG | 2.2 RPG | 3.2 APG

5th In SBC FT% (80.2); Leads Team Total Pts



4

DAVID AZORE (G)

R-Fr. | 6-4 | 205 | Houston, TX
8.4 PPG | 3.7 RPG | 1.6 APG

2nd In SBC FT% (85.9); Only Frosh In Top 15



5

EDRIC DENNIS (G)

R-Jr. | 6-0 | 190 | Dallas, TX
15.2 PPG | 4.9 RPG | 2.1 APG

Leads Team In Point-Per-Game Average



22

TIANDRE JACKSON-YOUNG (G)

Jr. | 6-3 | 195 | Marshall, TX
6.6 PPG | 3.3 RPG | 25 Off. Rebounds

Leads Team At 39.1% From 3-Point Range



20

ANDRES IBARGUEN (F)

Jr. | 6-5 | 230 | Santa Marta, Colombia
7.1 PPG | 6.9 RPG | 3 Off. Rbs/gm

Has Exactly 52 Pts & 52 Rbs In SBC Play (6.5/gm)



@TXStateMBB

BATTLE TESTED

At the time of the non-conference schedule concluding, UTA played seven Quadrant 1 (Home 1-30, Neutral 1-50, Away 1-75) non-league opponents, based on the NET report (NCAA's new RPI), and **all seven of those came on the road -- the most in the nation**. That helped prepare UTA for the SBC slate. Since joining the league in 2013-14, UTA has won 61 SBC regular-season games, and is the only program to finish in the top 5 of the conference standings every year. Only Louisiana (66) and Georgia State (71) have more league wins in that time.

TWEETABLES

1) UTA was picked 11th in the Sun Belt Preseason Poll, while Texas State was predicted 8th. Both clubs' +8 differential in the current standings (UTA 11th to 3rd; TXST 8th to 1st) are tied for the largest among the league's 12 teams.

2) Last Saturday at Georgia State, UTA lost for the first time this year (8-1) when scoring at least 68 points. The Mavs erased a 16-point deficit to take the lead, took a four-point lead in the 2nd half, but couldn't hold on late, falling 77-71.

3) UTA posted a +18 rebound margin (48-30) at Georgia State -- its largest positive rebounding differential in a loss in any game since at least 2011-12. The Mavs pulled down a season-high 21 offensive boards.

4) Helping aid in UTA's 5-3 SBC start is that the Mavs are averaging just 13.3 turnovers per game (15.9 in the non-conference), issuing 14 assists per game (10.5 non-conference) and making 16.8 free throws per game (15 non-conference).

5) UTA is 24th nationally in 3-point percentage defense (29.7). Only one opponent (Tulsa, 55.6 percent) has shot better than 42 percent against the Mavs; just two others (Little Rock, Appalachian State: 41.2) have shot over 40 percent.

Please refer to the University of Texas at Arlington as **UT Arlington**. UTA is acceptable on second reference. Using Texas-Arlington, UT-Arlington or any other form is incorrect.

ABOUT THE UT ARLINGTON MAVERICKS

GENERAL INFORMATION

Location..... Arlington, Texas
Global Enrollment..... 59,836
Founded..... 1895
Colors..... Royal Blue, Orange, & White
Nickname..... Mavericks
Home Court..... College Park Center
Capacity..... 7,000
Conference Affiliation..... Sun Belt Conference
President..... Dr. Vistasp Karbhari
Director of Athletics..... Jim Baker

MEN'S BASKETBALL STAFF

Head Coach..... Chris Ogden (Texas '04 / 1st Year)
Record At UTA..... 9-12
Career Record..... Same
Associate Head Coach..... Greg Young (Howard Payne '86 / 10th Year)
Assistant Coach..... Royce Johnson (Thomas Edison '13 / 1st Year)
Assistant Coach..... Riley Davis (Texas '11 / 1st Year)
Director Of Operations..... Jarred Jackson (Lander '07 / 1st Year)
Graduate Assistant/Operations..... Parker Eidson (Tennessee '16 / 1st Year)
Graduate Assistant/Analytics..... Matt McGann (Oklahoma State '17 / 1st Year)
Athletic Trainer..... Chris Marrs
Strength & Conditioning Coach..... Dominick Walker

2017-18 REVIEW

Overall Record..... 21-13
Sun Belt Record..... 10-8
Sun Belt Finish..... 4th
Sun Belt Tournament Finish..... Finals

MEN'S BASKETBALL HISTORY

First Year of Basketball..... 1959-60
Total Years of Basketball..... 60 (Including This Year)
All-Time Win-Loss Record..... 742-930
Overall Record in College Park Center (2012-Present)..... 73-27

Years In Sun Belt Conference..... 5 (2013-Present)
All-Time Sun Belt Win-Loss Record..... 61-41 (.598)
Sun Belt Regular Season Championships..... 1 (2017)
Sun Belt Tournament Championships..... 0

Years In Western Athletic Conference..... 1 (2012-13)
All-Time WAC Win-Loss Record..... 11-7 (.611)
WAC Regular Season Championships..... 0

Years In Southland Conference..... 48 (1964-2012)
All-Time Southland Win-Loss Record..... 289-354 (.442)
Southland Regular Season Championships..... 2 (2004, 2012)
Southland Tournament Championships..... 1 (2008)

NCAA Tournament Appearances..... 1 (2008)
Record In The NCAA Tournament..... 0-1
NIT Appearances..... 3 (1981, 2012, 2017)
Record In The NIT..... 2-3
CIT Appearances..... 2 (2013, 2016)
Record In The CIT..... 1-2

ATHLETIC COMMUNICATIONS

Associate AD for Communications..... Jason MacBain
Cell Phone..... 315.750.0236
E-Mail..... jason.macbain@uta.edu
Mailing Address..... Box 19950, Arlington, TX 76019
Overnight/Shipping Address..... 601 Spaniolo Drive
College Park Center, Ste. 1102-E, Arlington, TX 76019
Athletics Website..... UTAMavs.com
Twitter, Instagram..... @UTA_MBB; @UTA_Hoops

ABOUT TEXAS STATE

TEXAS STATE



SERIES HISTORY -- UTA Leads, 38-32
The Mavericks are 15-4 in the last 19 meetings, including sweeping both contests last season.

• Texas State has received votes in the USA Today Coaches Top 25 Poll each of the last two weeks. The Bobcats are ranked #18 in the latest CollegeInsider.com Mid-Major Top 25 Poll.

• UTA and Texas State have each won five of their last six games; both had five-game winning streaks snapped last Saturday – the Mavericks at Georgia State and the Bobcats at Georgia Southern.

• The Mavericks will get another chance to hold a top-10 league scorer below his average on Saturday as Texas State's Nigel Pearson ranks 9th in the league at 18.3 points per game.

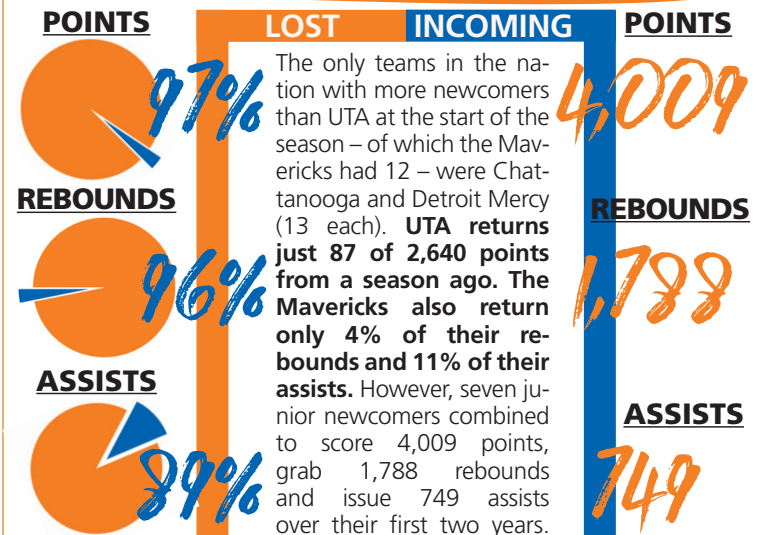
LEAST PRODUCTION BACK

Least % Of Points Returning From '17-'18


- 1) UT ARLINGTON: 3.2%
- 2) Mount St. Mary's: 4.4%
- 3) UNC Asheville: 5.5%
- 4) Idaho: 6.9%
- 5) Oakland: 8.6%

1,337 of UTA's 1,396 points (95.8 percent) this year are from players who did not play for UTA last season.

NEW BLOOD



A WHOLE NEW CREW



UTA lost its top-9 scorers and only returns two letterwinners from last year's team (three total letterwinners on the '18-'19 roster; one did not play because of an injury in 2017-18), and just one of those two was a scholarship player (DJ Bryant). The Mavericks had eight seniors graduate and one junior who transferred.

ODE TO BOBBY



Chris Ogden coached his first-ever road game on Nov. 20 at Assembly Hall, and as an ode to former Indiana head coach Bobby Knight and the several connections the two have, **Ogden wore a UTA-themed sweater.** Ogden attended Knight's camp at IU when he was in 6th grade; his brother, Tanner, played for Knight at Texas Tech; Ogden and Knight's son, Pat, are extremely close friends.



KD SHOWS SUPPORT

Kevin Durant sat courtside next to the UTA bench on Nov. 16 at the College Park Center to watch the Mavericks take on Texas A&M-Corpus Christi. Durant is close friends with first-year UTA head coach Chris Ogden dating back to their time at Texas. Ogden, who led the Longhorns to the 2003 Final Four as a captain, was an administrative assistant on the 2007-08 Texas squad – Durant's lone collegiate season with Texas.

SIRI, WHO'S AT PRACTICE?

Prior to the start of UTA's practice at Cal Berkeley on Dec. 20, **Siri co-founder Adam Cheyer spoke to the team.** The entrepreneur and his son, Noah, watched practice, interacted with players and staff after practice and then remained longer to shoot around and engage further with the Mavs.



FIRST-TIME HEAD COACHES

UTA head coach Chris Ogden is one of 24 first-time head coaches in Division I this year:

| Coach | Institution |
|--------------------|---------------------|
| Mike Morrell | UNC Asheville |
| Penny Collins | Tennessee State |
| Walter McCarty | Evansville |
| Darian DeVries | Drake |
| Ron Sanchez | Charlotte |
| Griff Aldrich | Longwood |
| Travis Steele | Xavier |
| Penny Hardaway | Memphis |
| Chris Ogden | UT Arlington |
| Dusty May | Florida Atlantic |
| Shaheen Holloway | Saint Peter's |
| Tavaras Hardy | Loyola Maryland |
| Lance Irvin | Chicago State |
| Jeremy Ballard | FIU |
| A.W. Hamilton | Eastern Kentucky |
| Eric Skeeters | Delaware State |
| Justin Hutson | Fresno State |
| Austin Claunich | Nicholls |
| David Patrick | UC Riverside |
| Michael Fly | FGCU |
| Ashley Howard | La Salle |
| David Cox | Rhode Island |
| Richard Barron | Maine |
| Tony Pujol | North Alabama |

#MavCity | #PlantYourFlag

A LOT OF NEW FACES

Teams With The Fewest Returning Letterwinners

- 1 - Chattanooga
- 2 - UNC Asheville
- 2 - Drake

3 - UT ARLINGTON

- 3 - Baylor
- 3 - Nicholls
- 3 - Duquesne
- 3 - Milwaukee
- 3 - Detroit Mercy
- 3 - Little Rock

All made by DJ Bryant; he is the only player on the team who entering the season had started a game for UTA.

Teams With Zero Scholarship Seniors

Virginia
North Florida

UT ARLINGTON

Duquesne
Cal State Northridge

Teams With Least Starts Returning

| | |
|---------------------|----------|
| Idaho | 0 |
| Mount St. Mary's | 1 |
| Wichita State | 4 |
| UNC Asheville | 5 |
| UT ARLINGTON | 7 |
| Duke | 7 |

In terms of career points a player(s) have scored at their current institution entering 2018-19, UTA had the 2nd-fewest total points in the country on its 2018-19 roster:

1) Mount St. Mary's: 103

2) UT ARLINGTON: 130

3) UNC Asheville: 141

4) Chattanooga: 241

(DJ Bryant: 85; Scott Muirhead: 41; Patrick Binzer: 4)

THE JOURNEY

INSIDE THE 2018-19 UTA MEN'S BASKETBALL TEAM

Follow the young and revamped Mavericks all year with the season-long behind-the-scenes all-access video series **The Journey** at UTAMavs.com/TheJourney.



AMONG THE STATES BEST

| | | | | | |
|------------------------------|-----------|-----------|-----------------------|----|----|
| 1) Houston | 91 | 30 | 13) Texas | 63 | 58 |
| 2) Stephen F. Austin | 85 | 35 | 14) Lamar | 59 | 59 |
| 3) SMU | 84 | 34 | 15) Abilene Christian | 58 | 54 |
| 4) Baylor | 82 | 40 | 16) North Texas | 57 | 64 |
| 5) UT ARLINGTON | 81 | 45 | 17) UTEP | 52 | 64 |
| Texas Tech | 81 | 42 | 18) Rice | 51 | 68 |
| 7) Texas A&M | 74 | 48 | UTSA | 51 | 71 |
| 8) Sam Houston State | 73 | 52 | 20) Houston Baptist | 46 | 68 |
| 9) TCU | 72 | 53 | 21) Prairie View A&M | 45 | 73 |
| 10) Texas A&M-Corpus Christi | 69 | 49 | 22) UTRGV | 44 | 74 |
| 11) Texas State | 68 | 52 | 23) Incarnate Word | 42 | 65 |
| 12) Texas Southern | 66 | 57 | | | |

Over the last 3+ seasons (2015-16, 2016-17, 2017-18, 2018-19), UTA owns the 5th-most wins of the 23 Division-I schools in the state of Texas (was 2nd entering this year).

* Records Entering Games On Feb. 1 *

NON-CONFERENCE SCHEDULE STRENGTH

UTA played a challenging non-conference schedule to prepare for the Sun Belt slate. Of its 12 Division-I non-league opponents, nine had a .500 or better record last year, seven participated in the postseason in 2017-18 and five finished in the top 100 of the RPI (not including UC Davis which finished at 101).

Marquee Games (2017-18 Record | RPI | Postseason | Misc)

WIN, 74-65 | Nov. 10 vs. Northern Iowa | 16-16

WIN, 68-59 | Nov. 18 vs. UC Davis | 22-11 | 101 | NIT | Big West Regular Season Champs

LOSS, 78-64* | Nov. 20 @ Indiana | 16-15 | RV In National Polls (At Time Of Game)

LOSS, 78-60^s | Nov. 23 @ Arkansas | 23-12 | 34 | NCAA | RV In National Polls (At Time Of Game)

LOSS, 72-58[^] | Nov. 27 @ Tulsa | 19-12 | 89

LOSS, 65-45 | Dec. 4 @ Missouri | 20-13 | 49 | NCAA | RV In 2018-19 Preseason Polls

LOSS, 63-61 | Dec. 8 @ North Texas | 20-18 | CBI Champion | RV In National Polls (At Time Of Game)

LOSS, 89-55 | Dec. 18 @ Gonzaga | 32-5 | 22 | NCAA | Sweet Sixteen | #8 In National Poll (At Time Of Game)

LOSS, 76-56 | Dec. 28 @ Texas | 19-15 | 52 | NCAA

* 1-Point Game With 6 Minutes Remaining | ^s 7-Point Game With 7 Minutes Remaining | [^] 4-Point Game With 10 Minutes Remaining

UTA's four 2018 NCAA Tournament opponents on its non-league schedule put the Mavericks in top-flight competition. **The only teams in the nation who played more than four teams which went to the NCAA Tournament last year in their 2018-19 non-conference schedule were:** North Carolina (6), Florida (6), Kansas (5), Kentucky (5), Creighton (5), Northeastern (5) and Canisius (5).

RECENT UTA MARQUEE ROAD

11.20.15 | @ OHIO STATE, 73-68

11.23.15 | @ MEMPHIS, 68-64

11.29.16 | @ TEXAS, 72-61

12.8.16 | @ #12 SAINT MARY'S, 65-51

3.15.17 | @ BYU, 105-89 \$

10.28.17 | @ OKLAHOMA, 99-84 ^

11.18.17 | @ BYU, 89-75

\$ NIT | ^ PRESEASON

WINS

STATISTICAL TRENDS

UTA'S RECORD WHEN

| | |
|-------------------------------------|------|
| Monday | 0-0 |
| Tuesday | 1-4 |
| Wednesday | 0-0 |
| Thursday | 3-1 |
| Friday | 1-3 |
| Saturday | 3-4 |
| Sunday | 1-0 |
| Leading At Halftime | 4-2 |
| Trailing At Halftime | 4-8 |
| Tied At Halftime | 1-2 |
| Leading With 5 Minutes Left | 8-2 |
| Trailing With 5 Minutes Left | 1-9 |
| Tied With 5 Minutes Left | 0-1 |
| Shooting 40% FG Or Better | 5-2 |
| Shooting Less Than 40% FG | 4-10 |
| Opponent 40% FG Or Better | 5-11 |
| Opponent Less Than 40% FG | 4-1 |
| Shooting Better FG% Than Opponent | 4-1 |
| Shooting Worse FG% Than Opponent | 5-11 |
| Shooting Better 3-FG% Than Opponent | 5-4 |
| Shooting Worse 3-FG% Than Opponent | 4-8 |
| Outrebounding Opponent | 6-5 |
| Outrebounded By Opponent | 2-7 |
| Rebounds Tied | 1-0 |
| More Turnovers Than Opponent | 3-8 |
| Fewer Turnovers Than Opponent | 6-3 |
| Same Turnovers As Opponent | 0-1 |

UTA'S POINT TOTAL

| | |
|--------------|-----|
| 35-49 Points | 0-1 |
| 50-59 Points | 0-4 |
| 60-69 Points | 3-6 |
| 70-79 Points | 3-1 |
| 80-89 Points | 2-0 |
| 90-99 Points | 1-0 |
| 100+ Points | 0-0 |

GAMES DECIDED BY

| | |
|------------------|-----|
| 5 Points Or Less | 3-2 |
| 6-10 Points | 4-2 |
| 11-20 Points | 0-6 |
| 20+ Points | 1-2 |

ABOUT UT ARLINGTON

The University of Texas at Arlington is a Carnegie Research-1 "highest research activity" institution. With a global enrollment of nearly 60,000 during the 2018-2019 academic year, UTA is one of the largest institutions in the state of Texas. Guided by its Strategic Plan 2020 Bold Solutions | Global Impact, UTA fosters interdisciplinary research and education within four broad themes: health and the human condition, sustainable urban communities, global environmental impact, and data-driven discovery. UTA was recently cited by U.S. News & World Report as having the second lowest average student debt among U.S. universities. U.S. News & World Report lists UTA as having the fifth highest undergraduate diversity index among national universities. The University is a Hispanic-Serving Institution and is ranked as the top four-year college in Texas for veterans on Military Times' 2017 Best for Vets list. Visit www.uta.edu.



SEASON MOTTO

"Plant Your Flag represents you being you. Being proud of where you came from and representing that – standing up for something. It doesn't matter what it is. Claim something. And then play for it."

-- CHRIS OGDEN

UTA PLAYERS FROM FOREIGN COUNTRIES

Belgium | Bahamas | Trinidad & Tobago | Colombia | Congo



TEAMS WITH THE MOST FOREIGN-BORN PLAYERS

- 12 - Maine
- 10 - Saint Mary's
- 7 - Fairfield
- UNLV
- UIC
- 6 - Bradley
- Davidson
- FAU
- Hartford
- 5 - UT Arlington (Tied With 11 Others)

TEAMS WITH PLAYERS FROM 4+ CONTINENTS

- 5 - Maine
- Virginia
- 4 - UT Arlington (Tied With 16 Others)

UTA Players Hail From North America, South America, Europe And Africa.



NBA Academies, a network of elite basketball training centers around the world, include educational development for top male and female prospects from outside the U.S. and mark the NBA's signature elite player development initiative. The initiative exposes elite prospects to NBA-level coaching, facilities and competition and provides a global framework for them to maximize their success.

5 NBA Academy graduates committed to D1 schools in addition to UTA'S PATRICK MWAMBA (NBA ACADEMY AFRICA):

- Three men from The NBA Global Academy in Canberra, Australia:
 - Francisco Caffaro (Argentina): Virginia
 - Jonathan Tchamwa Tchatchoua (Cameroon): UNLV
 - Francisco Farabello (Argentina): TCU (for 2019-20 school year)

- One woman from the NBA Academies Women's Program camp in Mexico City:
 - Karla Martinez (Mexico): University of San Diego



ON THE RISE -- 20-WIN SEASONS

UTA has posted seven 20-win seasons in its 59-year program history, but five of those have come in the last 10 years – including three in a row.

| Year | Record | Postseason |
|---------|--------|------------|
| 2016-17 | 27-9 | NIT |
| 2015-16 | 24-11 | CIT |
| 2011-12 | 24-9 | NIT |
| 2017-18 | 21-13 | ---- |
| 2007-08 | 21-12 | NCAA |
| 1990-91 | 20-9 | ---- |
| 1980-81 | 20-8 | NIT |



UTA started the year 3-1; four of the five times this decade that the Mavericks have commenced a season 3-1 it has resulted in a postseason and/or 20-win campaign.

MAVERICKS IN THE PROS

Former UT Arlington forward Kevin Hervey became the highest NBA Draft selection in program history this past spring when he was selected in the 2nd Round with the 57th pick overall by the Oklahoma City Thunder.

Hervey was the 4th UTA player selected in the draft and the first since the NBA reduced the number of rounds to just two in 1989. Paul Renfro became UTA's first-ever draft pick when he was taken in the 9th round (181st overall) by the Utah Jazz in 1980. Two Mavericks were selected in 1982 – both by the Dallas Mavericks. Ralph McPherson was selected in the 9th round (188th) and Albert Culton picked in the 10th round (209th).

Hervey -- who is playing with the Thunder's G-League affiliate currently -- graduated as the program's all-time rebounding leader (921) and 2nd in total points (1,783).



He was one of three graduating seniors last year who signed a pro contract, joining Erick Neal in Turkey with Yeni Mamak and Johnny Hamilton in the G-League with the Grand Rapids Drive, the affiliate of the Detroit Pistons.

OTHER FORMER MAVS CURRENTLY PLAYING PROFESSIONALLY

| | | |
|-----------------|---------------------|--------------|
| Reger Dowell | Dinamo Tbilisi | Georgia |
| Brandon Edwards | Ramat Gan | Israel |
| Marquez Haynes | Umana Reyer Venezia | Italy |
| Karol Gruszecki | Polski Cukier Torun | Poland |
| LaMarcus Reed | Keravnos | Cyprus |
| Anthony Walker | Stockton Kings | NBA G-League |
| Faith Pope | Kordall Steelers | Luxembourg |
| Dwight Gentry | America | Brazil |
| Jalen Jones | Andorra II | Spain |
| Courtney Austin | Dallas Mustangs | NABL |

THE LAST TIME

THE LAST TIME A MAVERICK

Scored 40 Or More Points

..... 43, Stephen Barber, at UTSA, 2/24/02

Scored 30 Or More Points

..... 32, Edric Dennis, vs. Little Rock, 1/19/19

Totaled 20 Or More Rebounds

..... 22, Jermaine Griffin, vs. UT Permian Basin, 12/1/05

Totaled 15 Or More Rebounds

..... 16, Kevin Hervey at UTRGV, 12/16/17

Totaled 10 Or More Assists

..... 10, Erick Neal, at Texas State, 3/2/18

Recorded A Double-Double (pts./reb.)

..... Edric Dennis (16/10) at Georgia State, 1/26/19

Recorded A Double-Double (pts./asst)

..... Erick Neal, at Texas State (22/10), 3/2/18

Recorded A Triple-Double (pts./rebs/asst)

..... Erick Neal, vs UT Dallas (10/10/13), 11/27/17

THE LAST TIME THE MAVERICKS

Played An OT Game W, 75-70 at Cal Poly, 12/21/18

Scored 100+ Pts W, 105-89 at BYU, 3/15/17

Allowed 100+ Pts L, 79-100 at Louisiana, 2/17/18

Had 50 Or More Rebs 52 vs. South Alabama, 1/6/18

Had 20 Or More Assists 23 vs. Georgia State 2/24/18

Had 15 Or More Steals 18, vs. Howard Payne, 11/13/13

Played AP Ranked Opp. at #8 Gonzaga, 89-55, 12/18/18

Def. AP Ranked Opp. at #12 Saint Mary's, 65-51, 12/8/16

UTA VS. TOP-25 TEAMS

| | | | |
|---------------------|-------------------------------|----------|--------------|
| Dec. 18, 2018 | at No. 8 Gonzaga | L | 89-55 |
| Dec. 18, 2017 | at No. 25 Creighton | L | 81-90 |
| Nov. 21, 2017 | at No. 25 Alabama | L | 76-77 |
| Dec. 8, 2016 | at No. 12 Saint Mary's | W | 65-51 |
| Dec. 2, 2014 | at No. 6 Texas | L | 53-63 |
| Nov. 25, 2014 | at No. 1 Kentucky | L | 44-92 |
| Nov. 19, 2013 | at No. 4 Kentucky | L | 76-105 |
| Dec. 19, 2012 | at No. 24 Oklahoma State | L | 44-69 |
| Nov. 23, 2011 | at No. 9 Baylor | L | 65-75 |
| Dec. 29, 2010 | at No. 3 Kansas | L | 57-82 |
| Dec. 20, 2008 | at No. 21 Baylor | L | 76-79 |
| Mar. 21, 2008 | vs. No. 2 Memphis# | L | 63-87 |
| Dec. 3, 2005 | at No. 2 Texas | L | 55-93 |
| Dec. 15, 2004 | at No. 14 Texas | L | 70-85 |
| Jan. 2, 2004 | at No. 19 Texas | L | 79-99 |
| Nov. 27, 2002 | at No. 3 Texas | L | 45-76 |
| Nov. 18, 1997 | at No. 19 Oklahoma | L | 63-81 |
| Dec. 20, 1994 | at No. 21 New Mexico State | L | 63-102 |
| Dec. 28, 1993 | vs. No. 14 Connecticut+ | L | 72-112 |
| Dec. 21, 1992 | at No. 17 Nebraska | L | 95-116 |
| Nov. 23, 1991 | at No. 14 Utah | L | 57-58 |
| Dec. 6, 1986 | at No. 11 Oklahoma | L | 76-101 |
| Feb. 7, 1985 | at No. 14 Louisiana Tech | L | 61-86 |
| Jan. 12, 1985 | at No. 14 Louisiana Tech | L | 65-76 |
| Feb. 12, 1973 | vs. UL Lafayette | ~L | 96-111 |
| Jan. 13, 1973 | at UL Lafayette | ~L | 73-79 |
| Dec. 18, 1970 | vs. No. 19 Drake* | L | 83-102 |
| Dec. 4, 1970 | at No. 18 Long Beach State | L | 57-102 |
| Dec. 1, 1970 | at No. 15 New Mexico State | L | 82-107 |
| Feb. 26, 1970 | vs. No. 15 Houston | L | 84-102 |
| Dec. 4, 1969 | at No. 4 Houston | L | 70-88 |
| Feb. 22, 1967 | at No. 1 Houston | L | 75-130 |

NCAA Tournament | + Hilo, Hawai'i | ~ Wins Later Vacated | * Fort Worth, TX

HOME DOMINANCE

- Over the last 3+ seasons, UTA has compiled an impressive 45-9 record in College Park Center.
- The Mavericks went 13-2 in 2015-16, 14-1 in 2016-17, 13-2 last season and are 5-4 in 2018-19. **Included in that stretch was a 21-game regular-season winning streak.**
- The 14 victories in 2016-17 equaled a program record, set in 2007-08, for most home wins. The only loss was a four-point setback to CSU Bakersfield in the quarterfinals of the NIT.

| Record | Season | Site |
|--------|---------|-----------------------------|
| 14-1 | 2016-17 | College Park Center |
| 14-3 | 2007-08 | Texas Hall |
| 13-2 | 2017-18 | College Park Center |
| 13-2 | 2015-16 | College Park Center |
| 12-1 | 2011-12 | Texas Hall (8-1), CPC (4-0) |
| 12-2 | 2007-08 | Texas Hall |

CPC ATTENDANCE HIGHS

| | | | |
|-----|-------|----------|-------------------------------|
| 1) | 6,421 | 11/16/12 | MBB vs. Oklahoma |
| 2) | 6,336 | 3/22/17 | MBB vs. CSU Bakersfield (NIT) |
| 3) | 6,228 | 2/2/12 | M/WBB vs. UTSA |
| 4) | 6,105 | 12/3/15 | MBB vs. North Texas |
| 5) | 5,590 | 2/22/18 | WBB vs. Georgia Southern |
| 6) | 5,390 | 3/20/17 | MBB vs. Akron (NIT) |
| 7) | 5,272 | 2/11/12 | MBB vs. Texas State |
| 8) | 5,011 | 2/9/17 | WBB vs. Little Rock |
| 9) | 5,033 | 1/23/16 | MBB vs. Little Rock |
| 10) | 4,837 | 3/2/13 | MBB vs. Utah State |

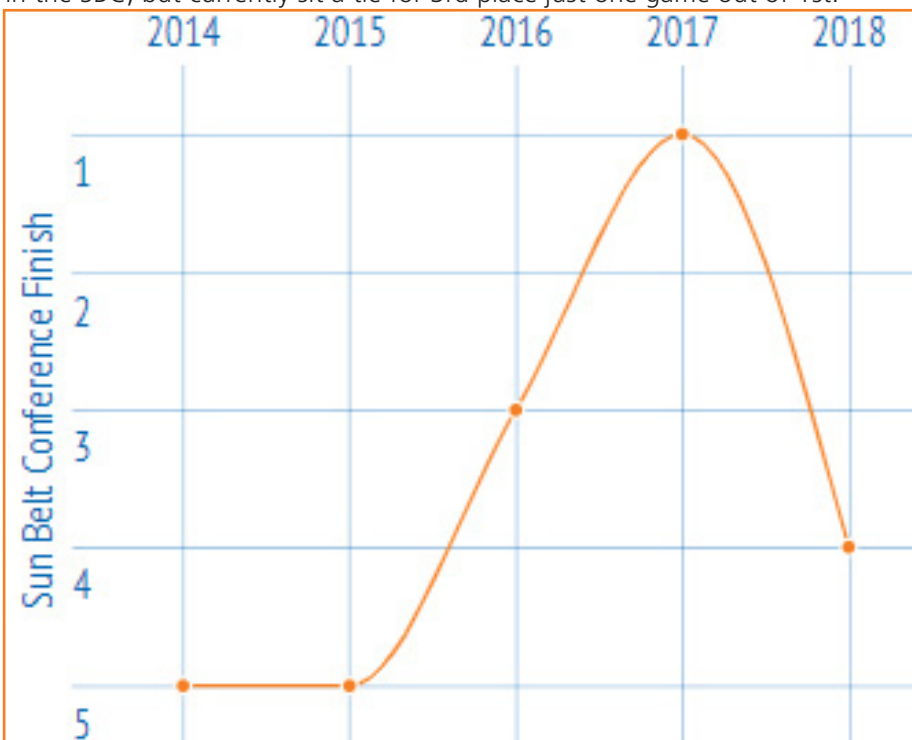


ABOUT THE CPC

The Mavericks have called the beautiful College Park Center home since the 7,000 all chair-back seat multi-purpose arena opened on Feb. 1, 2012. The \$78 million project broke ground on March 5, 2010 and opened less than two years later. The arena is part of a 20-acre section of campus known as the College Park District, which includes a residence hall, student apartments, a 4.62 acre park, restaurants and three parking garages. The arena features 4,055 lower bowl seats, in addition to a 2,800-square-foot hospitality suite. A distinctive feature is a center hung 4-sided Daktronics LED scoreboard with an additional end zone LED display, ribbon displays and scorer's table. The lower concourse contains sports medicine facilities, two full-sized practice courts, a 2,500-sq-ft weight room, a press center, an academic support study center and coaches' office suites. In addition to Mavericks basketball and volleyball events, the facility hosts a variety of concerts, speaking engagements and other events. The WNBA's Dallas Wings also call College Park Center home during their season.

SUN BELT SUCCESS

Since joining the Sun Belt Conference for the 2013-14 season, UTA has finished no worse than 5th place in the regular-season standings in the 12-team league. In 2016-17, the Mavericks won their first-ever SBC Regular Season Championship, and last season they were the preseason favorites to repeat. This year, UTA – due largely to its large roster turnover – was predicted to finish 11th in the SBC, but currently sit a tie for 3rd place just one game out of 1st.



SUN BELT STRATEGIC SCHEDULING PLAN

With the goal of improving the NCAA Tournament seeding for the Sun Belt's automatic qualifier, in addition to enhancing the resume of other teams to secure at-large berths, the following changes have been implemented beginning in the 2019-20 season:

Sun Belt teams will reserve two dates in the non-conference portion of their schedule to play against peer conference opponents. Each team will have one home opponent and one away opponent from this scheduling alliance.

In the next major portion of the strategic plan is centered around a 20-game smart schedule. The conference will split into two divisions (East: Appalachian State, Coastal Carolina, Georgia Southern, Georgia State, South Alabama and Troy; West: Little Rock, Arkansas State, Louisiana, ULM, UTA and Texas State). Each team will play a 16-game schedule with five home and five away games played against divisional opponents and three home and three away games against non-divisional opponents.

Based on the resulting standings of those 16 games, teams will then be placed in four pods - Pod A (#1, #2, #3), Pod B (#4, #5, #6), Pod C (#7, #8, #9) and Pod D (#10, #11, #12). Each team will play the other two pod members once home and once away for the final four games of the 20-game schedule.

The regular season conference champion will be awarded based on the results of the full 20-game conference schedule.

HEAD COACH CHRIS OGDEN

A new era of UT Arlington men's basketball began on April 6, 2018, with the appointment of former Big 12 and Southeastern Conference assistant Chris Ogden as the 8th head coach in program history.

A native of Seminole, Texas, Ogden played for head coach Rick Barnes and served on his staff for 13 seasons at both the University of Texas and the University of Tennessee. He spent the last two seasons as an assistant coach under head coach Chris Beard at Texas Tech.

During his 15 years on the basketball staffs at Texas, Tennessee and Texas Tech, he helped compile a 346-173 record for a .667 winning percentage. In 10 seasons as a full-time assistant coach he went 215-130 and registered a total of 32 victories over Associated Press top 25 ranked teams. He helped lead three programs to 11 total NCAA Tournament appearances, including three regional finals.

During the 2017 and 2018 seasons, Ogden served a member of the Texas Tech staff under Beard. The 2018 team captured the attention of the country with its run to the NCAA Tournament Elite Eight. That season, the Red Raiders went 27-10 and, after defeating Stephen F. Austin, Florida and Purdue, fell to second-seeded Villanova in a regional final contest in Boston, Mass.

Prior to Texas Tech, Ogden spent the 2015-16 season at Tennessee after serving the previous seven seasons as an assistant coach at Texas. He was on the Texas staff for a total of 12 years, spending four as an administrative assistant and one as a student coach.

During his tenure as a full-time assistant, Ogden helped his alma mater to a 155-87 record and the Longhorns advanced to the NCAA Tournament six times.



Ogden was instrumental in signing six McDonald's All-Americans over a seven-year span at Texas (Avery Bradley in 2009, Cory Joseph in 2010, Tristan Thompson in 2010, Myck Kabongo in 2011, Cameron Ridley in 2012 and Myles Turner in 2014). He had a hand in assembling five recruiting classes that ranked nationally inside ESPN's Top 10.

Ogden has coached seven players who have gone onto have their name called in the NBA Draft, six of which were selected in the first round (Thompson, No. 4 by Cleveland in 2011; Jordan Hamilton, No. 26 by Dallas

in 2011; Joseph, No. 29 by San Antonio in 2011; Avery Bradley, No. 19 by Boston in 2010; Damion James, No. 24 by Atlanta in 2010; and Turner, No. 11 by Indiana in 2015).

Ogden played four seasons at forward for the Longhorns from 1999-03 and was a member of four NCAA Tournament teams. Texas reached the 2003 NCAA Final Four with Ogden serving as a senior captain. He finished his Texas career with 97 team victories, more than any other player in program history at the time.

Ogden played in 85 career games which included three starts. He totaled 144 points, 88 rebounds and 40 assists. Ogden earned the team's Jay Arnette Award as a junior in 2001-02. The honor is given to a player for behind-the-scenes efforts and contributions to the team.

Following his collegiate playing career, Ogden joined the Texas basketball staff as a student assistant coach for the 2003-04 season while he completed his undergraduate degree. He earned his Bachelor of Science in education in 2004.

Ogden, a native of Seminole, Texas, played four years of varsity basketball at Seminole High School.

| UTA HEAD COACHING HISTORY | | | | |
|---------------------------|-----------|------------|------------|-------------|
| Coach | Years | W | L | Pct. |
| Tom Tinker | 1959-66 | 54 | 113 | .323 |
| Barry Dowd | 1966-76 | 90 | 168 | .349 |
| Bob "Snake" LeGrand | 1976-87 | 122 | 184 | .399 |
| Jerry Stone | 1987-88 | 7 | 22 | .241 |
| Mark Nixon | 1988-92 | 56 | 59 | .487 |
| Eddie McCarter | 1992-06 | 179 | 211 | .459 |
| Scott Cross | 2006-18 | 225 | 161 | .584 |
| Chris Ogden | 2018-Pres | 9 | 12 | .429 |
| TOTAL | | 742 | 930 | .444 |

He was crowned the state of Texas' "Mr. Basketball" following his senior season in 1998-99. That year, he averaged 17.3 points, 10.6 rebounds and 8.5 assists per game while leading SHS to a 36-4 record and a runner-up finish in the Class 3A state tournament.

Ogden and his wife, Katie, have three children: Bo, Ellie and Parker. Katie is a 2006 graduate of The University of Texas School of Law and she holds a bachelor's degree from the University of Texas, where she served as student body president from 2002-2003.





ROSTER RUNDOWN


| No. | Name | Pos. | Ht. | Wt. | Yr. | Hometown / High School / Previous School(s) |
|-----|-----------------------|------|------|-----|-------|-------------------------------------------------------------------------|
| 0 | Brian Warren | G | 5-9 | 160 | Jr. | Indianapolis, Ind. / Howe / Tyler JC |
| 2 | DJ Bryant | G | 5-11 | 185 | Jr. | Sarasota, Fla. / Riverview |
| 3 | Ayoub Nouhi | F | 6-5 | 196 | Fr. | Brussels, Belgium / Institute Saint-Louis Namur |
| 4 | David Azore | G | 6-4 | 205 | R-Fr. | Houston, Texas / Clear Brook |
| 5 | Edric Dennis | G | 6-2 | 190 | R-Jr. | Dallas, Texas / DeSoto / Jackson State / Hill JC |
| 10 | Radshad Davis | G | 6-2 | 205 | Jr. | Nassau, Bahamas / Sunrise Christian / Missouri State-West Plains JC |
| 13 | Jabari Narcis | F | 6-9 | 230 | Jr. | Chaguanas, Trinidad and Tobago / Chaguanas North / Jacksonville College |
| 15 | Scott Muirhead | G | 6-3 | 206 | R-Jr. | Ennis, Texas / Ennis |
| 20 | Andres Ibarguen | F | 6-5 | 230 | Jr. | Santa Marta, Colombia / Sunrise Christian / Trinity Valley CC |
| 21 | Pedro Castro | G | 6-6 | 185 | R-Fr. | Fort Worth, Texas / Brewer |
| 22 | TiAndre Jackson-Young | G | 6-3 | 195 | Jr. | Marshall, Texas / Marshall / Tyler JC |
| 23 | Patrick Mwamba | F | 6-5 | 188 | Fr. | Bukava, Congo / Keur Madior International / NBA Academy Africa |
| 30 | Patrick Binzer | G | 6-1 | 180 | R-Jr. | Weatherford, Texas / Weatherford Christian |
| 33 | McKade Marquis | G | 6-0 | 215 | Fr. | Whitehouse, Texas / Whitehouse |



Chris Ogden
Head Coach
1st Season
Texas '04



Greg Young
Assoc. Head Coach
10th Season
Howard Payne '86



Riley Davis
Assistant Coach
1st Season
Texas '11



Royce Johnson
Assistant Coach
1st Season
Thomas Edison '13



Jarred Jackson
Dir. of Operations
1st Season
Lander '07



Parker Eidson
GA/Operations
1st Season
Tennessee '16



Matt McGann
GA/Analytics
1st Season
Oklahoma St. '17

Letterwinners Returning (Career Statistics)

| No. | Name | Pos. | Ht. | Cl. | GP-GS | PPG | RPG | APG | Notes |
|-----|----------------|------|------|-------|-------|-----|-----|-----|-----------------------------------------------------------------------------|
| 2 | DJ Bryant | G | 5-11 | Jr. | 70-10 | 1.2 | 0.9 | 1.4 | Played in every game in 2 years ... 8 assists at UTRGV ... 7 pts four times |
| 15 | Scott Muirhead | G | 6-3 | R-Jr. | 36-0 | 1.1 | 0.3 | 0.1 | 13 of 14 career FG are 3ptrs ... 9 pts in 9 mins v Western Carolina |
| 30 | Patrick Binzer | G | 6-1 | R-Jr. | 6-0 | 0.7 | 0.0 | 0.0 | No action in 17-18 / injury ... walk-on ... scored at Texas, v UTD in 16-17 |

Letterwinners Lost (Career Statistics)

| No. | Name | Pos. | Ht. | Exp. | GP-GS | PPG | RPG | APG | Notes |
|-----|-----------------|------|------|------|---------|------|-----|-----|---------------------------------------------------------------------------------|
| 25 | Kevin Hervey | F | 6-9 | 4L | 115-86 | 15.5 | 8.0 | 1.9 | 2x Sun Belt 1st team, 2017 POY ... UTA career ldr in rebs, 2nd in scoring |
| 1 | Erick Neal | G | 5-10 | 4L | 132-108 | 11.8 | 3.4 | 5.7 | 1st SBC player w/1500 pts, 700 asts, 400 rebs, 200 stls ... UTA career ast ldr |
| 13 | Johnny Hamilton | C | 7-0 | 1L | 34-31 | 11.1 | 8.1 | 0.6 | Grad xfer from Va Tech ... top 25 nationally in blocks (2.3)629 FG% |
| 5 | Kaelon Wilson | G | 6-2 | 4L | 132-54 | 9.0 | 3.9 | 1.2 | 4-yr player w/record 132 gms played ... scored 1,191 pts ... team went 88-48 |
| 3 | Nathan Hawkins | F | 6-5 | 3L | 102-34 | 4.6 | 2.2 | 1.5 | Xfer from Nebraska ... 102 apps in 3yrs ... 71 career steals ... |
| 4 | Davion Turner | F | 6-9 | 1L | 82-45 | 9.6 | 4.7 | 1.1 | 11.3 ppg at Eastern OK State in '15-'16 ... 12.9 ppg at Hill JC in '16-'17 |
| 20 | Julian Harris | F | 6-5 | 4L | 94-6 | 2.3 | 1.7 | 0.2 | Career-high 10 pts in 1st career start v Ga. Souther ... 9.4 career mins per gm |
| 22 | Link Kabadundi | C | 7-1 | 2L | 57-2 | 2.0 | 1.9 | 0.1 | Xfer from TCU/Blinn JC ... 17 career blocks656 FG% ... 2 starts as a Sr. |
| 23 | Mairega Clarke | G | 6-5 | 2L | 97-49 | 9.4 | 3.4 | 1.5 | Xfer from Carl Albert State College ... 18.6 ppg as a Fr.; 12.5 ppg as a So. |

FEWEST RETURNING MINUTES
FROM 2017-18

| | | | |
|------------------------------|-------|--------------------------------------------------------------------|--------|
| 1) Mount Saint Mary's | 7.0% | 6) Middle Tennessee | 15.2% |
| 2) UT ARLINGTON: 7.9% | | 7) Chattanooga | 15.24% |
| 3) UNC Asheville | 7.9% | 8) Oakland | 16.5% |
| 4) Idaho | 10.6% | 9) Drake | 17.4% |
| 5) Wichita State | 11.2% | DJ Bryant: 493 Minutes Scott Muirhead: 50 Minutes | |

BRIAN WARREN

Instagram Twitter @bmsforeigner

Jr. G 5-9 160 Indianapolis, IN Tyler JC Howe HS

RECORD PERFORMANCES

POINTS

Career 27, 2x, Last vs. Panola (1/27/18)
Season 26 vs. A&M-Corpus Christi (11/16/18)
Sun Belt 20 @ Appalachian St. (1/10/19)

REBOUNDS

Career 6, 3x, Last vs. Panola (2/21/18)
Season 5, 2x, Last vs. Georgia State (1/3/19)
Sun Belt 5 vs. Georgia State (1/3/19)

ASSISTS

Career 11, 2x, Last @ Kilgore (2/15/17)
Season 7 @ Tulsa (11/27/18)
Sun Belt 6 vs. Arkansas State (1/17/19)

STEALS

Career 6 vs. Southwestern Christian (11/05/16)
Season 4 vs. Arkansas State (1/17/19)
Sun Belt 4 vs. Arkansas State (1/17/19)

FIELD GOALS MADE

Career 11 vs. Panola (1/27/18)
Season 10 vs. A&M-Corpus Christi (11/16/18)
Sun Belt 9 @ Appalachian St. (1/10/19)

FIELD GOALS ATTEMPTED

Career 18 vs. Kilgore (3/10/18)
Season 17 @ #8 Gonzaga (12/18/18)
Sun Belt 15, 3x, Last @ Georgia State (1/26/19)

FREE THROWS MADE

Career 10, 2x, Last vs. Kilgore (3/10/18)
Season 8 vs. UC Davis (11/18/18)
Sun Belt 6 vs. Little Rock (1/19/19)

FREE THROWS ATTEMPTED

Career 14 vs. Kilgore (3/10/18)
Season 10 @ rv Arkansas (11/23/18)
Sun Belt 6, 2x, Last vs. Little Rock (1/19/19)

3-POINT FIELD GOALS MADE

Career 4, 3x, Last @ Georgia Southern (1/24/19)
Season 4, 2x, Last @ Georgia Southern (1/24/19)
Sun Belt 4 @ Georgia Southern (1/24/19)

3-POINT FIELD GOALS ATTEMPTED

Career 11 vs. Navarro (2/25/17)
Season 10 @ Missouri (12/4/18)
Sun Belt 8 @ Georgia State (1/26/19)

MINUTES

Career 40, 2x, Last vs. Kilgore (3/10/18)
Season 36, 3x, Last @ Appalachian St. (1/10/19)
Sun Belt 36 @ Appalachian St. (1/10/19)

MISCELLANEOUS

| | Year | Career |
|-----------------------|------|--------|
| Double-Figure Points | 16 | 61 |
| 20+ Points | 2 | 13 |
| Double-Doubles | | 2 |
| 5+ Rebounds | 2 | 8 |
| Double-Figure Assists | | 5 |
| Games W/ A Steal | 13 | 63 |

CAREER STATS

REACHED 1,000 CAREER POINTS AT #8 GONZAGA

2018-19 NOTEWORTHY

Ranks 6th in the Sun Belt in free-throw percentage (80.2) ... had more than 30 friends and family in attendance at the Indiana game (home-town is Indianapolis ... double-figure point outings all but five contests (8 or 9 in each of those) ... hit the game-tying layup with 3 seconds remaining to force overtime at Cal Poly and then hit the game-winning/go-ahead free throws in overtime with 40 seconds left to go up 71-70 (win 75-70) ... second 20+ point game of the year with 20 at Appalachian State.

AS A SOPHOMORE AT TYLER JC (2017-18)

Scored 20 or more points nine times ... named Region XIV Tournament Most Valuable Player and first team all-Region XIV ... helped lead his team to the national championships.

AS A FRESHMAN AT TYLER JC (2016-17)

Scored 24 points in his debut, a 101-86 win over Brookhaven College ... scored in double figures in all but nine games.

Commonly known by 'Kip' -- his middle name; also played golf and ran cross country in high school.

GAME-BY-GAME STATS

| | | | | Total | | 3-Point | | F-Throw | | Rebounds | | | | | | | | | | | |
|--------------------------|----------|----|-----|--------|--------|---------|--------|---------|-------|----------|-----|-----|-----|-----|----|----|-----|-----|-----|------|------|
| Opponent | Date | gs | min | fg-fga | fg% | 3fg-fga | 3fg% | ft-fa | ft% | off | def | tot | avg | pf | a | to | blk | stl | pts | avg | |
| TEXAS-TYLER | 11/06/18 | * | 16 | 2-7 | .286 | 1-3 | .333 | 6-7 | .857 | 1 | 1 | 2 | 2.0 | 4 | 2 | 1 | 0 | 0 | 11 | 11.0 | |
| NORTHERN IOWA | 11/10/18 | * | 31 | 8-12 | .667 | 0-2 | .000 | 3-5 | .600 | 0 | 1 | 1 | 1.5 | 3 | 4 | 1 | 0 | 0 | 19 | 15.0 | |
| TEXAS A&M-CORPUS CHRISTI | 11/16/18 | * | 36 | 10-14 | .714 | 4-7 | .571 | 2-2 | 1.000 | 0 | 1 | 1 | 1.3 | 2 | 3 | 2 | 0 | 1 | 26 | 18.7 | |
| UC DAVIS | 11/18/18 | * | 34 | 4-15 | .267 | 2-8 | .250 | 8-8 | 1.000 | 0 | 2 | 2 | 1.5 | 2 | 4 | 2 | 0 | 2 | 18 | 18.5 | |
| at Indiana | 11/20/18 | * | 26 | 5-12 | .417 | 3-7 | .429 | 1-2 | .500 | 0 | 1 | 1 | 1.4 | 3 | 3 | 3 | 0 | 0 | 14 | 17.6 | |
| at Arkansas | 11/23/18 | * | 36 | 4-16 | .250 | 0-5 | .000 | 7-10 | .700 | 1 | 2 | 3 | 1.7 | 4 | 3 | 4 | 0 | 3 | 15 | 17.2 | |
| at Tulsa | 11/27/18 | * | 31 | 5-13 | .385 | 2-7 | .286 | 3-4 | .750 | 0 | 3 | 3 | 1.9 | 2 | 7 | 1 | 0 | 1 | 15 | 16.9 | |
| UT RIO GRANDE VALLEY | 12/01/18 | * | 27 | 2-9 | .222 | 0-2 | .000 | 4-5 | .800 | 2 | 1 | 3 | 2.0 | 5 | 2 | 3 | 0 | 1 | 8 | 15.8 | |
| at Missouri | 12/04/18 | * | 27 | 3-14 | .214 | 2-10 | .200 | 0-0 | .000 | 0 | 0 | 0 | 1.8 | 1 | 4 | 2 | 0 | 1 | 8 | 14.9 | |
| at North Texas | 12/08/18 | * | 26 | 5-12 | .417 | 3-6 | .500 | 2-4 | .500 | 0 | 3 | 3 | 1.9 | 5 | 1 | 2 | 0 | 0 | 15 | 14.9 | |
| at GONZAGA | 12/18/18 | * | 24 | 4-17 | .235 | 2-8 | .250 | 2-2 | 1.000 | 1 | 4 | 5 | 2.2 | 2 | 2 | 1 | 0 | 0 | 12 | 14.6 | |
| at Cal Poly | 12/21/18 | * | 32 | 4-15 | .267 | 0-3 | .000 | 3-4 | .750 | 0 | 3 | 3 | 2.3 | 3 | 2 | 2 | 0 | 1 | 11 | 14.3 | |
| at Texas | 12/28/18 | * | 27 | 3-12 | .250 | 0-5 | .000 | 6-7 | .857 | 0 | 4 | 4 | 2.4 | 5 | 3 | 1 | 0 | 1 | 12 | 14.2 | |
| GEORGIA STATE | 01/03/19 | * | 29 | 5-15 | .333 | 0-4 | .000 | 3-4 | .750 | 1 | 4 | 5 | 2.6 | 4 | 3 | 1 | 0 | 0 | 13 | 14.1 | |
| GEORGIA SOUTHERN | 01/05/19 | * | 27 | 4-11 | .364 | 1-4 | .250 | 0-0 | .000 | 0 | 1 | 1 | 2.5 | 4 | 2 | 0 | 0 | 2 | 9 | 13.7 | |
| at Appalachian State | 01/10/19 | * | 36 | 9-15 | .600 | 2-4 | .500 | 0-0 | .000 | 0 | 2 | 2 | 2.4 | 4 | 5 | 3 | 0 | 1 | 20 | 14.1 | |
| at Coastal Carolina | 01/12/19 | * | 17 | 2-8 | .250 | 0-3 | .000 | 4-5 | .800 | 0 | 2 | 2 | 2.4 | 4 | 1 | 2 | 0 | 0 | 8 | 13.8 | |
| ARKANSAS STATE | 01/17/19 | * | 29 | 2-12 | .167 | 0-2 | .000 | 5-6 | .833 | 1 | 0 | 1 | 2.3 | 2 | 6 | 1 | 1 | 4 | 9 | 13.5 | |
| LITTLE ROCK | 01/19/19 | * | 26 | 3-7 | .429 | 0-2 | .000 | 6-6 | 1.000 | 0 | 3 | 3 | 2.4 | 3 | 3 | 3 | 0 | 0 | 12 | 13.4 | |
| at Georgia Southern | 01/24/19 | * | 35 | 5-11 | .455 | 4-7 | .571 | 0-0 | .000 | 0 | 0 | 0 | 2.3 | 3 | 5 | 4 | 0 | 2 | 14 | 13.5 | |
| at Georgia State | 01/26/19 | * | 28 | 8-15 | .533 | 3-8 | .375 | 0-0 | .000 | 1 | 1 | 2 | 2.2 | 3 | 3 | 2 | 0 | 1 | 19 | 13.7 | |
| Totals | | | 20 | 600 | 97-262 | .370 | 29-107 | .271 | 65-81 | .802 | 8 | 39 | 47 | 2.2 | 68 | 68 | 41 | 1 | 21 | 288 | 13.7 |

| Season | GP-GS | Min/Avg | Total | | 3-Ptr | | F-Throws | | Rebounds | | | | PF | FO | A | TO | Blk | Stl | Pts | Avg |
|---------|-------|----------|---------|------|---------|------|----------|------|----------|-----|-----|-----|-----|----|-----|-----|-----|-----|------|------|
| | | | FG-FGA | Pct | FG-FGA | Pct | FT-FTA | Pct | Off | Def | Tot | Avg | | | | | | | | |
| 2016-17 | 29-29 | 0/0.0 | 97-236 | .411 | 37-97 | .381 | 101-123 | .821 | 6 | 53 | 59 | 2.0 | 61 | 1 | 182 | 44 | 2 | 53 | 332 | 11.4 |
| 2017-18 | 33-33 | 0/0.0 | 173-379 | .456 | 41-121 | .339 | 123-174 | .707 | 7 | 78 | 85 | 2.6 | 71 | 3 | 183 | 59 | 3 | 57 | 510 | 15.5 |
| 2018-19 | 21-20 | 600/28.6 | 97-262 | .370 | 29-107 | .271 | 65-81 | .802 | 8 | 39 | 47 | 2.2 | 68 | 1 | 68 | 41 | 1 | 21 | 288 | 13.7 |
| Total | 83-82 | 600/7.2 | 367-877 | .418 | 107-325 | .329 | 289-378 | .765 | 21 | 170 | 191 | 2.3 | 200 | 5 | 433 | 144 | 6 | 131 | 1130 | 13.6 |

2 | DJ BRYANT

@dj_bryant_

Jr. G 5-11 185 Sarasota, FL Riverview HS

RECORD PERFORMANCES

POINTS

Career 11 vs. UC Davis (11/18/18)
Season 11 vs. UC Davis (11/18/18)
Sun Belt 7, 3x, Last @ ULM (2/15/18)

REBOUNDS

Career 5 @ ULM (2/15/18)
Season 4, 3x, Last @ Cal Poly (12/21/18)
Sun Belt 5 @ ULM (2/15/18)

ASSISTS

Career 8 @ UTRGV (12/16/17)
Season 5 vs. UT Tyler (11/6/18)
Sun Belt 5 vs. Coastal Carolina (2/3/18)

STEALS

Career 6 @ Cal Poly (12/21/18)
Season 6 @ Cal Poly (12/21/18)
Sun Belt 2, 6x, Last vs. Georgia Southern (1/5/19)

FIELD GOALS MADE

Career 3, 4x, Last @ Cal Poly (12/21/18)
Season 3 @ Cal Poly (12/21/18)
Sun Belt 3, 2x, Last @ ULM (2/15/18)

FIELD GOALS ATTEMPTED

Career 6, 2x, Last vs. UTRGV (12/1/18)
Season 6, 2x, Last vs. UTRGV (12/1/18)
Sun Belt 4, 3x, Last @ ULM (2/15/18)

FREE THROWS MADE

Career 5 vs. UC Davis (11/18/18)
Season 5 vs. UC Davis (11/18/18)
Sun Belt 4, 2x, Last vs. Appalachian State (2/1/18)

FREE THROWS ATTEMPTED

Career 5 vs. UC Davis (11/18/18)
Season 5 vs. UC Davis (11/18/18)
Sun Belt 4, 2x, Last vs. Appalachian State (2/1/18)

3-POINT FIELD GOALS MADE

Career 2, 2x, Last vs. UC Davis (11/18/18)
Season 2 vs. UC Davis (11/18/18)
Sun Belt 2 vs. Coastal Carolina (2/3/18)

3-POINT FIELD GOALS ATTEMPTED

Career 5 vs. UC Davis (11/18/18)
Season 5 vs. UC Davis (11/18/18)
Sun Belt 3, 2x, Last vs. Georgia State (1/3/19)

MINUTES

Career 34 vs. UC Davis (11/18/18)
Season 34 vs. UC Davis (11/18/18)
Sun Belt 32 vs. Texas State (2/10/18)

MISCELLANEOUS

| | Year | Career |
|-----------------------|------|--------|
| Double-Figure Points | 1 | 1 |
| 20+ Points | | |
| Double-Doubles | | |
| 5+ Rebounds | | 1 |
| Double-Figure Assists | | |
| Games W/ A Steal | 13 | 41 |

CAREER STATS

2018-19 NOTEWORTHY

Career-high 11 points versus UC Davis ... 22-23 (95.7 percent) from the free-throw line this year ... career-high six steals at Cal Poly, two shy of tying the single-game program record ... **has played sparingly in five of the last six games (missed three entirely) due to a finger injury.**

AS A SOPHOMORE (2017-18)

Appeared in each of the team's 34 games and started seven contests ... set a career best with eight assists against UTRGV ... earned the team's "Tough Guy" award, given to the player who showed the most determination, mental and physical strength during pre-season boot camp.

AS A FRESHMAN (2016-17)

Appeared all 36 games as a reserve point guard.

Is already a certified real estate agent; works with commercial and residential properties, flips houses.

GAME-BY-GAME STATS

| | | | | Total | | 3-Point | | F-Throw | | Rebounds | | | | | | | | | | |
|--------------------------|----------|----|-----|--------|-------|---------|-------|---------|-------|----------|-----|-----|-----|----|----|----|-----|-----|-----|-----|
| Opponent | Date | gs | min | fg-fga | fg% | 3fg-fga | 3fg% | ft-fa | ft% | off | def | tot | avg | pf | a | to | blk | stl | pts | avg |
| TEXAS-TYLER | 11/06/18 | | 23 | 1-2 | .500 | 0-1 | .000 | 3-4 | .750 | 1 | 3 | 4 | 4.0 | 0 | 5 | 2 | 1 | 2 | 5 | 5.0 |
| NORTHERN IOWA | 11/10/18 | | 21 | 1-3 | .333 | 1-3 | .333 | 2-2 | 1.000 | 0 | 2 | 2 | 3.0 | 4 | 0 | 0 | 0 | 2 | 5 | 5.0 |
| TEXAS A&M-CORPUS CHRISTI | 11/16/18 | | 24 | 2-3 | .667 | 1-1 | 1.000 | 4-4 | 1.000 | 0 | 2 | 2 | 2.7 | 4 | 4 | 2 | 0 | 0 | 9 | 6.3 |
| UC DAVIS | 11/18/18 | * | 34 | 2-6 | .333 | 2-5 | .400 | 5-5 | 1.000 | 0 | 2 | 2 | 2.5 | 2 | 2 | 2 | 0 | 1 | 11 | 7.5 |
| at Indiana | 11/20/18 | * | 24 | 0-1 | .000 | 0-1 | .000 | 0-0 | .000 | 0 | 0 | 0 | 2.0 | 1 | 3 | 1 | 0 | 5 | 0 | 6.0 |
| at Arkansas | 11/23/18 | * | 18 | 0-2 | .000 | 0-2 | .000 | 0-0 | .000 | 0 | 0 | 0 | 1.7 | 5 | 0 | 0 | 0 | 1 | 0 | 5.0 |
| at Tulsa | 11/27/18 | | 16 | 0-2 | .000 | 0-2 | .000 | 2-2 | 1.000 | 1 | 3 | 4 | 2.0 | 2 | 3 | 0 | 0 | 1 | 2 | 4.6 |
| UT RIO GRANDE VALLEY | 12/01/18 | | 17 | 1-6 | .167 | 0-3 | .000 | 2-2 | 1.000 | 2 | 0 | 2 | 2.0 | 3 | 2 | 3 | 0 | 2 | 4 | 4.5 |
| at Missouri | 12/04/18 | | 13 | 1-1 | 1.000 | 0-0 | .000 | 0-0 | .000 | 0 | 0 | 0 | 1.8 | 1 | 2 | 1 | 0 | 1 | 2 | 4.2 |
| at North Texas | 12/08/18 | | 14 | 1-3 | .333 | 1-2 | .500 | 0-0 | .000 | 0 | 1 | 1 | 1.7 | 3 | 0 | 0 | 0 | 1 | 3 | 4.1 |
| at GONZAGA | 12/18/18 | | 18 | 1-2 | .500 | 1-1 | 1.000 | 2-2 | 1.000 | 0 | 1 | 1 | 1.6 | 2 | 3 | 0 | 0 | 2 | 5 | 4.2 |
| at Cal Poly | 12/21/18 | * | 28 | 3-4 | .750 | 0-1 | .000 | 2-2 | 1.000 | 0 | 4 | 4 | 1.8 | 0 | 1 | 2 | 0 | 6 | 8 | 4.5 |
| at Texas | 12/28/18 | * | 17 | 0-1 | .000 | 0-1 | .000 | 0-0 | .000 | 0 | 1 | 1 | 1.8 | 4 | 0 | 2 | 0 | 0 | 0 | 4.2 |
| GEORGIA STATE | 01/03/19 | * | 23 | 0-3 | .000 | 0-3 | .000 | 0-0 | .000 | 0 | 1 | 1 | 1.7 | 1 | 2 | 3 | 0 | 2 | 0 | 3.9 |
| GEORGIA SOUTHERN | 01/05/19 | * | 18 | 0-1 | .000 | 0-1 | .000 | 0-0 | .000 | 0 | 1 | 1 | 1.7 | 3 | 2 | 1 | 0 | 2 | 0 | 3.6 |
| at Appalachian State | 01/10/19 | | 1 | 0-0 | .000 | 0-0 | .000 | 2-3 | .667 | 0 | 1 | 1 | 1.6 | 0 | 0 | 0 | 0 | 0 | 2 | 3.5 |
| at Coastal Carolina | 01/12/19 | | 2 | 0-0 | .000 | 0-0 | .000 | 0-0 | .000 | 0 | 0 | 0 | 1.5 | 0 | 0 | 0 | 0 | 0 | 0 | 3.3 |
| LITTLE ROCK | 01/19/19 | | 3 | 0-0 | .000 | 0-0 | .000 | 0-0 | .000 | 0 | 0 | 0 | 1.4 | 1 | 0 | 0 | 0 | 0 | 0 | 3.1 |
| Totals | | 7 | 314 | 13-40 | .325 | 6-27 | .222 | 24-26 | .923 | 4 | 22 | 26 | 1.4 | 36 | 29 | 19 | 1 | 28 | 56 | 3.1 |

| Season | GP-GS | Min/Avg | Total | | 3-Ptr | | F-Throws | | Rebounds | | | | PF | FO | A | TO | Blk | Stl | Pts | Avg |
|---------|-------|-----------|--------|------|--------|------|----------|------|----------|-----|-----|-----|-----|----|-----|----|-----|-----|-----|-----|
| | | | FG-FGA | Pct | FG-FGA | Pct | FT-FTA | Pct | Off | Def | Tot | Avg | | | | | | | | |
| 2016-17 | 36-3 | 295/8.2 | 6-22 | .273 | 1-11 | .091 | 6-7 | .857 | 2 | 16 | 18 | 0.5 | 35 | 0 | 37 | 32 | 0 | 11 | 19 | 0.5 |
| 2017-18 | 34-7 | 493/14.5 | 22-53 | .415 | 10-31 | .323 | 12-20 | .600 | 6 | 42 | 48 | 1.4 | 43 | 0 | 58 | 24 | 1 | 22 | 66 | 1.9 |
| 2018-19 | 18-7 | 314/17.4 | 13-40 | .325 | 6-27 | .222 | 24-26 | .923 | 4 | 22 | 26 | 1.4 | 36 | 1 | 29 | 19 | 1 | 28 | 56 | 3.1 |
| Total | 88-17 | 1102/12.5 | 41-115 | .357 | 17-69 | .246 | 42-53 | .792 | 12 | 80 | 92 | 1.0 | 114 | 1 | 124 | 75 | 2 | 61 | 141 | 1.6 |

3 | AYOUNB NOUHI

A-ube NEW-he

@ayoubnouhi3

Fr. | F | 6-5 | 196 | Brussels, Belgium | Institute Saint-Louis Namur

RECORD PERFORMANCES

POINTS

| | |
|----------|-----------------------------|
| Career | 9 vs. Little Rock (1/19/19) |
| Season | Same As Career |
| Sun Belt | 9 vs. Little Rock (1/19/19) |

REBOUNDS

| | |
|----------|-----------------------------|
| Career | 5 vs. Little Rock (1/19/19) |
| Season | Same As Career |
| Sun Belt | 5 vs. Little Rock (1/19/19) |

ASSISTS

| | |
|----------|------------------------------------------|
| Career | 2, 2x, Last @ Georgia Southern (1/24/19) |
| Season | Same As Career |
| Sun Belt | 2, 2x, Last @ Georgia Southern (1/24/19) |

STEALS

| | |
|----------|--------------------------------|
| Career | 3 vs. Arkansas State (1/17/19) |
| Season | Same As Career |
| Sun Belt | 3 vs. Arkansas State (1/17/19) |

FIELD GOALS MADE

| | |
|----------|---------------------------------------|
| Career | 3, 2x, Last vs. Little Rock (1/19/19) |
| Season | Same As Career |
| Sun Belt | 3 vs. Little Rock (1/19/19) |

FIELD GOALS ATTEMPTED

| | |
|----------|-----------------------------|
| Career | 5 vs. Little Rock (1/19/19) |
| Season | Same As Career |
| Sun Belt | 5 vs. Little Rock (1/19/19) |

FREE THROWS MADE

| | |
|----------|-----------------------------|
| Career | 1 vs. Little Rock (1/19/19) |
| Season | Same As Career |
| Sun Belt | 1 vs. Little Rock (1/19/19) |

FREE THROWS ATTEMPTED

| | |
|----------|---------------------------------------|
| Career | 2, 4x, Last vs. Little Rock (1/19/19) |
| Season | Same As Career |
| Sun Belt | 2, 2x, Last vs. Little Rock (1/19/19) |

3-POINT FIELD GOALS MADE

| | |
|----------|-----------------------------|
| Career | 2 vs. Little Rock (1/19/19) |
| Season | Same As Career |
| Sun Belt | 2 vs. Little Rock (1/19/19) |

3-POINT FIELD GOALS ATTEMPTED

| | |
|----------|-----------------------------|
| Career | 4 vs. Little Rock (1/19/19) |
| Season | Same As Career |
| Sun Belt | 4 vs. Little Rock (1/19/19) |

MINUTES

| | |
|----------|---------------------------------|
| Career | 21 vs. Arkansas State (1/17/19) |
| Season | Same As Career |
| Sun Belt | 21 vs. Arkansas State (1/17/19) |

MISCELLANEOUS

| | Year | Career |
|-----------------------|------|--------|
| Double-Figure Points | | |
| 20+ Points | | |
| Double-Doubles | | |
| 5+ Rebounds | 1 | 1 |
| Double-Figure Assists | | |
| Games W/ A Steal | 3 | 3 |

CAREER STATS



2018-19 NOTEWORTHY

Collegiate debut with two points and an assist against UT Tyler ... made his first career start versus UC Davis ... six points (five total entering the game) at Arkansas, in addition to pulling down four rebounds in 15 minutes ... had one steal in 15 career games entering the contest against Arkansas State, and recorded three in that game ... **scored a career-high nine points against Little Rock (he had 13 career points entering the game), including two 3-pointers (first two of his career).**

HIGH SCHOOL

Played in seven games in the 2018 U20 Euro Championship for Belgium, helping guide the country to a 7th-place finish ... best scoring performance was a seven-point outing in the 6th-place game against Bulgaria ... participated in the 2015 U16 Euro Championship for Belgium, playing nine games, averaging 2.7 points and assisting in a 6th-place finish ... also played for the Canarias Basketball Academy, appearing in tournaments around the world.

GAME-BY-GAME STATS

| | | | | Total | | 3-Point | | F-Throw | | Rebounds | | | | | | | | | | |
|--------------------------|----------|----|-----|--------|-------|---------|-------|---------|------|----------|-----|-----|-----|----|---|----|-----|-----|-----|-----|
| Opponent | Date | gs | min | fg-fga | fg% | 3fg-fga | 3fg% | ft-fth | ft% | off | def | tot | avg | pf | a | to | blk | stl | pts | avg |
| TEXAS-TYLER | 11/06/18 | 13 | | 1-2 | .500 | 0-1 | .000 | 0-0 | .000 | 0 | 0 | 0 | 0.0 | 3 | 1 | 0 | 0 | 0 | 2 | 2.0 |
| NORTHERN IOWA | 11/10/18 | 5 | | 0-1 | .000 | 0-1 | .000 | 0-0 | .000 | 0 | 0 | 0 | 0.0 | 0 | 0 | 1 | 0 | 0 | 0 | 1.0 |
| TEXAS A&M-CORPUS CHRISTI | 11/16/18 | 8 | | 1-1 | 1.000 | 0-0 | .000 | 1-2 | .500 | 0 | 2 | 2 | 0.7 | 1 | 0 | 1 | 0 | 0 | 3 | 1.7 |
| UC DAVIS | 11/18/18 | * | 8 | 0-0 | .000 | 0-0 | .000 | 0-0 | .000 | 0 | 0 | 0 | 0.5 | 2 | 0 | 1 | 0 | 0 | 0 | 1.3 |
| at Indiana | 11/20/18 | * | 7 | 0-0 | .000 | 0-0 | .000 | 0-0 | .000 | 1 | 0 | 1 | 0.6 | 1 | 0 | 1 | 0 | 0 | 0 | 1.0 |
| at Arkansas | 11/23/18 | 15 | | 3-4 | .750 | 0-1 | .000 | 0-0 | .000 | 2 | 2 | 4 | 1.2 | 2 | 0 | 2 | 0 | 1 | 6 | 1.8 |
| at Tulsa | 11/27/18 | 10 | | 0-1 | .000 | 0-1 | .000 | 0-2 | .000 | 0 | 0 | 0 | 1.0 | 1 | 0 | 1 | 0 | 0 | 0 | 1.6 |
| UT RIO GRANDE VALLEY | 12/01/18 | 4 | | 0-0 | .000 | 0-0 | .000 | 0-0 | .000 | 0 | 0 | 0 | 0.9 | 0 | 0 | 0 | 0 | 0 | 0 | 1.4 |
| at Missouri | 12/04/18 | 10 | | 0-1 | .000 | 0-1 | .000 | 0-2 | .000 | 0 | 0 | 0 | 0.8 | 0 | 0 | 0 | 0 | 0 | 0 | 1.2 |
| at North Texas | 12/08/18 | 4 | | 0-1 | .000 | 0-1 | .000 | 0-0 | .000 | 1 | 0 | 1 | 0.8 | 0 | 0 | 0 | 0 | 0 | 0 | 1.1 |
| at GONZAGA | 12/18/18 | 4 | | 0-0 | .000 | 0-0 | .000 | 0-0 | .000 | 0 | 1 | 1 | 0.8 | 0 | 0 | 1 | 0 | 0 | 0 | 1.0 |
| at Texas | 12/28/18 | 5 | | 0-0 | .000 | 0-0 | .000 | 0-1 | .000 | 0 | 0 | 0 | 0.8 | 0 | 0 | 0 | 0 | 0 | 0 | 0.9 |
| GEORGIA SOUTHERN | 01/05/19 | 1 | | 0-0 | .000 | 0-0 | .000 | 0-0 | .000 | 0 | 0 | 0 | 0.7 | 0 | 0 | 0 | 0 | 0 | 0 | 0.9 |
| at Appalachian State | 01/10/19 | 5 | | 0-1 | .000 | 0-0 | .000 | 0-0 | .000 | 1 | 0 | 1 | 0.7 | 0 | 0 | 0 | 0 | 0 | 0 | 0.8 |
| at Coastal Carolina | 01/12/19 | 3 | | 0-0 | .000 | 0-0 | .000 | 0-0 | .000 | 0 | 0 | 0 | 0.7 | 0 | 1 | 0 | 0 | 0 | 0 | 0.7 |
| ARKANSAS STATE | 01/17/19 | * | 21 | 1-4 | .250 | 0-2 | .000 | 0-0 | .000 | 1 | 1 | 2 | 0.8 | 3 | 2 | 1 | 0 | 3 | 2 | 0.8 |
| LITTLE ROCK | 01/19/19 | * | 17 | 3-5 | .600 | 2-4 | .500 | 1-2 | .500 | 1 | 4 | 5 | 1.0 | 2 | 0 | 0 | 0 | 2 | 9 | 1.3 |
| at Georgia Southern | 01/24/19 | * | 17 | 1-2 | .500 | 1-1 | 1.000 | 0-0 | .000 | 0 | 1 | 1 | 1.0 | 2 | 2 | 2 | 1 | 0 | 3 | 1.4 |
| at Georgia State | 01/26/19 | * | 15 | 0-4 | .000 | 0-2 | .000 | 0-0 | .000 | 0 | 1 | 1 | 1.0 | 0 | 0 | 0 | 0 | 0 | 0 | 1.3 |
| Totals | | 6 | 172 | 10-27 | .370 | 3-15 | .200 | 2-9 | .222 | 7 | 12 | 19 | 1.0 | 17 | 6 | 11 | 1 | 6 | 25 | 1.3 |

| Season | GP-GS | Min/Avg | Total | 3-Ptr | F-Throws | Rebounds | PF | FO | A | TO | Blk | Stl | Pts | Avg |
|---------|-------|---------|------------|-----------|----------|-------------|----|----|---|----|-----|-----|-----|-----|
| 2018-19 | 19-6 | 172/9.1 | 10-27 .370 | 3-15 .200 | 2-9 .222 | 7 12 19 1.0 | 17 | 0 | 6 | 11 | 1 | 6 | 25 | 1.3 |
| Total | 19-6 | 172/9.1 | 10-27 .370 | 3-15 .200 | 2-9 .222 | 7 12 19 1.0 | 17 | 0 | 6 | 11 | 1 | 6 | 25 | 1.3 |

4 DAVID AZORE

AYE-zore
@dazore6
@david22hh

R-Fr. G 6-4 205 Houston, TX Clear Brook HS

RECORD PERFORMANCES

POINTS

Career 16, 2x, Last @ Appalachian St. (1/10/19)
Season Same As Career
Sun Belt 16 @ Appalachian St. (1/10/19)

REBOUNDS

Career 11 @ Appalachian St. (1/10/19)
Season Same As Career
Sun Belt 11 @ Appalachian St. (1/10/19)

ASSISTS

Career 6 @ North Texas (12/8/18)
Season Same As Career
Sun Belt 4 @ Appalachian St. (1/10/19)

STEALS

Career 2, 3x, Last @ Cal Poly (12/21/18)
Season Same As Career
Sun Belt 1, 2x, Last @ Georgia Southern (1/24/19)

FIELD GOALS MADE

Career 5, 2x, Last vs. Georgia State (1/3/19)
Season Same As Career
Sun Belt 5 vs. Georgia State (1/3/19)

FIELD GOALS ATTEMPTED

Career 15 @ North Texas (12/8/18)
Season Same As Career
Sun Belt 11 @ Georgia Southern (1/24/19)

FREE THROWS MADE

Career 9 @ Appalachian St. (1/10/19)
Season Same As Career
Sun Belt 9 @ Appalachian St. (1/10/19)

FREE THROWS ATTEMPTED

Career 10 @ Appalachian St. (1/10/19)
Season Same As Career
Sun Belt 10 @ Appalachian St. (1/10/19)

3-POINT FIELD GOALS MADE

Career 1, 5x, Last @ Georgia State (1/26/19)
Season Same As Career
Sun Belt 1, 3x, Last @ Georgia State (1/26/19)

3-POINT FIELD GOALS ATTEMPTED

Career 5 vs. A&M-Corpus Christi (11/16/18)
Season Same As Career
Sun Belt 2, 3x, Last @ Georgia Southern (1/24/19)

MINUTES

Career 35 @ North Texas (12/8/18)
Season Same As Career
Sun Belt 29 vs. Georgia State (1/3/19)

MISCELLANEOUS

| | Year | Career |
|-----------------------|------|--------|
| Double-Figure Points | 9 | 9 |
| 20+ Points | | |
| Double-Doubles | 1 | 1 |
| 5+ Rebounds | 8 | 8 |
| Double-Figure Assists | | |
| Games W/ A Steal | 11 | 11 |

CAREER STATS

| Season | GP-GS | Min/Avg | Total | | 3-Ptr | | F-Throws | | Rebounds | | | | | | | | | | Pts | Avg |
|---------|-------|----------|--------|------|--------|------|----------|------|----------|-----|-----|-----|----|----|----|----|-----|-----|-----|-----|
| | | | FG-FGA | Pct | FG-FGA | Pct | FT-FTA | Pct | Off | Def | Tot | Avg | PF | FO | A | TO | Blk | Stl | | |
| 2018-19 | 20-11 | 453/22.7 | 48-152 | .316 | 5-31 | .161 | 67-78 | .859 | 14 | 60 | 74 | 3.7 | 45 | 1 | 32 | 54 | 2 | 14 | 168 | 8.4 |
| Total | 20-11 | 453/22.7 | 48-152 | .316 | 5-31 | .161 | 67-78 | .859 | 14 | 60 | 74 | 3.7 | 45 | 1 | 32 | 54 | 2 | 14 | 168 | 8.4 |

DID NOT PLAY vs. ARKANSAS STATE (ANKLE)

2018-19 NOTEWORTHY

Ranks 2nd in the Sun Belt in free-throw percentage (85.9) and is the only freshman in the top 15 ... first career double-double with a season-high-tying 16 points and career-best 11 rebounds at Appalachian State ... career-high six assists at North Texas ... game-high 15 points off the bench at Georgia Southern, including 8-8 from the free-throw line.

HIGH SCHOOL

Finalist for the Guy V. Lewis Award as Greater Houston's top boys player ... District 24-6A Most Valuable player as a senior ... led district in scoring and rebounding three times ... became program's all-time leading scorer with 2,006 points during his prep career ... averaged 20.9 points, 7.1 rebounds, 1.9 assists and 1.8 steals during his prep career ... registered averages of 25 points and 7.9 rebounds per game as a senior.

Redshirted last year after tearing his ACL in UTA's pre-season charity-scrimmage win over Oklahoma.

GAME-BY-GAME STATS

5 | EDRIC DENNIS

🐦 @ed_theshow

📷 @edtheshooter_

R-Jr. | G | 6-2 | 190 | Dallas, TX | Jackson State | Hill JC | DeSoto HS

RECORD PERFORMANCES

POINTS

Career 36 vs. Fisk (12/30/16)
Season 32 vs. Little Rock (1/19/19)
Sun Belt 32 vs. Little Rock (1/19/19)

REBOUNDS

Career 11 vs. Northern Iowa (11/10/18)
Season 11 vs. Northern Iowa (11/10/18)
Sun Belt 10 @ Georgia State (1/26/19)

ASSISTS

Career 7 @ N.C. Central (11/18/16)
Season 6 @ Georgia State (1/26/19)
Sun Belt 6 @ Georgia State (1/26/19)

STEALS

Career 4 vs. Southern Miss (12/4/16)
Season 3 vs. Northern Iowa (11/10/18)
Sun Belt 2, 2x, Last @ Coastal Carolina (1/12/19)

FIELD GOALS MADE

Career 12 vs. Fisk (12/30/16)
Season 8 vs. UT Tyler (11/6/18)
Sun Belt 7, 2x, Last vs. Little Rock (1/19/19)

FIELD GOALS ATTEMPTED

Career 21 vs. Fisk (12/30/16)
Season 17 vs. Arkansas State (1/17/19)
Sun Belt 17 vs. Arkansas State (1/17/19)

FREE THROWS MADE

Career 15 vs. Little Rock (1/19/19)
Season 15 vs. Little Rock (1/19/19)
Sun Belt 15 vs. Little Rock (1/19/19)

FREE THROWS ATTEMPTED

Career 17 vs. Little Rock (1/19/19)
Season 17 vs. Little Rock (1/19/19)
Sun Belt 17 vs. Little Rock (1/19/19)

3-POINT FIELD GOALS MADE

Career 9 vs. Fisk (12/30/16)
Season 6 @ Texas (12/28/18)
Sun Belt 4 @ Coastal Carolina (1/12/19)

3-POINT FIELD GOALS ATTEMPTED

Career 13, 2x, Last @ Coastal Carolina (1/12/19)
Season 13 @ Coastal Carolina (1/12/19)
Sun Belt 13 @ Coastal Carolina (1/12/19)

MINUTES

Career 41 vs. Grambling (2/18/17)
Season 36, 2x, Last @ Georgia State (1/26/19)
Sun Belt 36 @ Georgia State (1/26/19)

MISCELLANEOUS

| | Year | Career |
|-----------------------|------|--------|
| Double-Figure Points | 13 | 48 |
| 20+ Points | 4 | 15 |
| Double-Doubles | 2 | 2 |
| 5+ Rebounds | 9 | 30 |
| Double-Figure Assists | | |
| Games W/ A Steal | 11 | 45 |

CAREER STATS

2018-19 NOTEWORTHY

Ranks 11th in the Sun Belt in free-throw percentage at 77.2 ... game-high 20 points in the opener against UT Tyler ... first career double-double with 11 points and a career-best 11 rebounds opposite Northern Iowa ... 13 of his team-high 19 points at both Indiana and Arkansas came in the 2nd half ... missed three games because of turf toe ... game-best 23 points on a season-best six 3s at Texas ... then-season-high 25 points vs. Arkansas State; **followed it up with a 32-point performance against Little Rock, including 15 made free throws -- tied for the 9th-most in program history** ... second double-double of the year with 16 points and 10 rebounds at Georgia State.

AS A SOPHOMORE AT JACKSON STATE (2016-17)

Named D-I Men's College Basketball HERO of the Week after scoring 36 points to go with five assists and four rebounds in Jackson State's 94-62 win over Fisk ... his 36 points against second-highest total for a season ... finished 10th made 3-point field goals,

Fisk was the SWAC player during the in the SWAC in scoring, 7th in and 4th in minutes played.

GAME-BY-GAME STATS

| Opponent | Date | gs | min | Total | | 3-Point | | F-Throw | | Rebounds | | | pf | a | to | blk | stl | pts | avg | | |
|--------------------------|----------|----|-----|--------|--------|---------|--------|---------|--------|----------|-----|-----|-----|-----|----|-----|-----|-----|------|------|------|
| | | | | fg-fga | fg% | 3fg-fga | 3fg% | ft-ftr | ft% | off | def | tot | | | | | | | | avg | |
| TEXAS-TYLER | 11/06/18 | * | 22 | 8-14 | .571 | 2-4 | .500 | 2-2 | 1.000 | 2 | 1 | 3 | 3.0 | 1 | 4 | 1 | 0 | 1 | 20.0 | | |
| NORTHERN IOWA | 11/10/18 | * | 36 | 3-11 | .273 | 2-6 | .333 | 3-4 | .750 | 1 | 10 | 11 | 7.0 | 1 | 3 | 2 | 0 | 3 | 11 | 15.5 | |
| TEXAS A&M-CORPUS CHRISTI | 11/16/18 | * | 27 | 2-10 | .200 | 1-7 | .143 | 3-6 | .500 | 3 | 4 | 7 | 7.0 | 0 | 1 | 3 | 0 | 0 | 8 | 13.0 | |
| UC DAVIS | 11/18/18 | | 29 | 2-8 | .250 | 0-5 | .000 | 7-8 | .875 | 1 | 7 | 8 | 7.3 | 4 | 1 | 2 | 0 | 2 | 11 | 12.5 | |
| at Indiana | 11/20/18 | | 31 | 6-15 | .400 | 3-10 | .300 | 4-4 | 1.000 | 0 | 1 | 1 | 6.0 | 1 | 0 | 4 | 0 | 1 | 19 | 13.8 | |
| at Arkansas | 11/23/18 | * | 20 | 5-14 | .357 | 4-9 | .444 | 5-6 | .833 | 0 | 5 | 5 | 5.8 | 4 | 0 | 3 | 0 | 1 | 19 | 14.7 | |
| at Tulsa | 11/27/18 | * | 24 | 4-9 | .444 | 1-5 | .200 | 1-2 | .500 | 1 | 2 | 3 | 5.4 | 0 | 1 | 2 | 0 | 0 | 10 | 14.0 | |
| at GONZAGA | 12/18/18 | | 26 | 3-14 | .214 | 1-8 | .125 | 1-3 | .333 | 0 | 1 | 1 | 4.9 | 3 | 3 | 1 | 0 | 2 | 8 | 13.3 | |
| at Cal Poly | 12/21/18 | | 28 | 2-8 | .250 | 1-5 | .200 | 4-6 | .667 | 2 | 1 | 3 | 4.7 | 4 | 3 | 2 | 0 | 0 | 9 | 12.8 | |
| at Texas | 12/28/18 | * | 28 | 6-13 | .462 | 6-9 | .667 | 5-6 | .833 | 2 | 6 | 8 | 5.0 | 2 | 0 | 4 | 0 | 0 | 23 | 13.8 | |
| GEORGIA STATE | 01/03/19 | * | 31 | 2-12 | .167 | 2-12 | .167 | 5-6 | .833 | 2 | 3 | 5 | 5.0 | 5 | 1 | 3 | 0 | 2 | 11 | 13.6 | |
| GEORGIA SOUTHERN | 01/05/19 | | 23 | 5-16 | .313 | 2-9 | .222 | 4-4 | 1.000 | 3 | 1 | 4 | 4.9 | 3 | 1 | 2 | 0 | 0 | 16 | 13.8 | |
| at Appalachian State | 01/10/19 | * | 30 | 2-7 | .286 | 0-3 | .000 | 3-4 | .750 | 0 | 1 | 1 | 4.6 | 4 | 2 | 5 | 0 | 1 | 7 | 13.2 | |
| at Coastal Carolina | 01/12/19 | * | 32 | 6-16 | .375 | 4-13 | .308 | 3-4 | .750 | 1 | 1 | 2 | 4.4 | 2 | 2 | 3 | 0 | 2 | 19 | 13.6 | |
| ARKANSAS STATE | 01/17/19 | * | 33 | 7-17 | .412 | 3-9 | .333 | 8-10 | .800 | 2 | 4 | 6 | 4.5 | 2 | 3 | 1 | 0 | 1 | 25 | 14.4 | |
| LITTLE ROCK | 01/19/19 | * | 33 | 7-12 | .583 | 3-4 | .750 | 15-17 | .882 | 1 | 3 | 4 | 4.5 | 3 | 3 | 4 | 0 | 1 | 32 | 15.5 | |
| at Georgia Southern | 01/24/19 | * | 24 | 3-13 | .231 | 1-7 | .143 | 2-4 | .500 | 1 | 5 | 6 | 4.6 | 4 | 4 | 1 | 0 | 0 | 9 | 15.1 | |
| at Georgia State | 01/26/19 | * | 36 | 5-16 | .313 | 3-8 | .375 | 3-5 | .600 | 3 | 7 | 10 | 4.9 | 3 | 6 | 5 | 0 | 0 | 16 | 15.2 | |
| Totals | | | 13 | 513 | 78-225 | 34.7 | 39-133 | 29.3 | 78-101 | 77.2 | 25 | 63 | 88 | 4.9 | 46 | 38 | 48 | 0 | 17 | 273 | 15.2 |

| Season | GP-GS | Min/Avg | Total | 3-Ptr | F-Throws | Rebounds | PF | FO | A | TO | Blk | Stl | Pts | Avg |
|---------|-------|-----------|--------------|--------------|--------------|----------------|-----|----|-----|-----|-----|-----|-----|------|
| 2015-16 | 29-9 | 0/0.0 | 90-253 .356 | 39-142 .275 | 53-78 .679 | 38 70 108 3.7 | 6 | 0 | 50 | 46 | 4 | 24 | 272 | 9.4 |
| 2016-17 | 29-26 | 966/33.3 | 129-361 .357 | 58-177 .328 | 90-138 .652 | 34 84 118 4.1 | 64 | 2 | 59 | 87 | 5 | 28 | 406 | 14.0 |
| 2018-19 | 18-13 | 513/28.5 | 78-225 .347 | 39-133 .293 | 78-101 .772 | 25 63 88 4.9 | 46 | 0 | 38 | 48 | 0 | 17 | 273 | 15.2 |
| Total | 76-48 | 1479/19.5 | 297-839 .354 | 136-452 .301 | 221-317 .697 | 97 217 314 4.1 | 116 | 2 | 147 | 181 | 9 | 69 | 951 | 12.5 |

10 RADSHAD DAVIS

ruh-SHAHD
@davis_boy242
@shad242

Jr. | G | 6-2 | 205 | Nassau, Bahamas | Missouri State-West Plains JC | Sunrise Christian HS

RECORD PERFORMANCES

POINTS

Career 33 vs. Three Rivers (1/20/18)
Season 13 vs. UT Tyler (11/6/18)
Sun Belt 12 @ Georgia State (1/26/19)

REBOUNDS

Career 13, 2x, Last @ Arkansas Baptist (1/17/18)
Season 11 vs. Northern Iowa (11/10/18)
Sun Belt 9 @ Georgia State (1/26/19)

ASSISTS

Career 7 vs. Northwest Mississippi (11/28/17)
Season 4 @ North Texas (12/8/18)
Sun Belt 2 @ Georgia State (1/26/19)

STEALS

Career 4, 2x, Last @ Neosho County (11/08/16)
Season 2, 3x, Last vs. Arkansas State (1/17/19)
Sun Belt 2, 2x, Last vs. Arkansas State (1/17/19)

FIELD GOALS MADE

Career 13 vs. Three Rivers (1/20/18)
Season 5, 4x, Last @ Georgia State (1/26/19)
Sun Belt 5 @ Georgia State (1/26/19)

FIELD GOALS ATTEMPTED

Career 21 vs. Three Rivers (1/20/18)
Season 11, 2x, Last @ Tulsa (11/27/18)
Sun Belt 10 @ Georgia State (1/26/19)

FREE THROWS MADE

Career 12 @ Southwest Tennessee (12/15/17)
Season 7 vs. Little Rock (1/19/19)
Sun Belt 7 vs. Little Rock (1/19/19)

FREE THROWS ATTEMPTED

Career 12, 2x, Last @ Southwest Tennessee (12/15/17)
Season 8, 2x, Last vs. Little Rock (1/19/19)
Sun Belt 8 vs. Little Rock (1/19/19)

3-POINT FIELD GOALS MADE

Career 4 @ Highland (3/10/18)
Season 2, 2x, Last @ Coastal Carolina (1/12/19)
Sun Belt 2 @ Coastal Carolina (1/12/19)

3-POINT FIELD GOALS ATTEMPTED

Career 6 vs. A&M-Corpus Christi (11/16/18)
Season 6 vs. A&M-Corpus Christi (11/16/18)
Sun Belt 5 @ Coastal Carolina (1/12/19)

MINUTES

Career 37 vs. Indian Hills (1/10/18)
Season 33, 2x, Last @ rv Indiana (11/20/18)
Sun Belt 28 vs. Arkansas State (1/17/19)

MISCELLANEOUS

| | Year | Career |
|-----------------------|------|--------|
| Double-Figure Points | 9 | 40 |
| 20+ Points | | 10 |
| Double-Doubles | | 9 |
| 5+ Rebounds | 13 | 35 |
| Double-Figure Assists | | |
| Games W/ A Steal | 12 | 40 |

CAREER STATS

2018-19 NOTEWORTHY

Narrowly missed his first double-double of the season with nine points and 11 rebounds against Northern Iowa ... 2nd-highest rebounding total of the year with nine opposite UTRGV ... four assists at North Texas (five total entering the game) ... **game-winning 3-pointer with 1.9 seconds remaining at Coastal Carolina.**

AS A SOPHOMORE AT MISSOURI STATE-WEST PLAINS (2017-18)

Finished 2nd in the region in scoring and rebounding ... scored in double figures 27 times and a high of 33 points in a victory over Three Rivers ... grabbed double-figure rebounds

eight times with a high of 13 in a win at Arkansas Baptist ... a First Team NJCAA All-Region XVI selection ... named team's co-most valuable player, team captain and defensive player of the year.

AS A FRESHMAN AT MISSOURI STATE-WEST PLAINS (2016-17)

Played just five games due to injury ... in those contests, he averaged 12.6 points and 5.2 rebounds.

Ranks 1st in Missouri State-West Plains program history for career field-goal percentage (.575) and 6th in career free-throw percentage (.795).

GAME-BY-GAME STATS

| | | | | Total | | 3-Point | | F-Throw | | Rebounds | | | | | | | | | | | |
|--------------------------|----------|----|-----|--------|--------|---------|-------|---------|-------|----------|-----|-----|-----|-----|----|----|-----|-----|-----|------|-----|
| Opponent | Date | gs | min | fg-fga | fg% | 3fg-fga | 3fg% | ft-fa | ft% | off | def | tot | avg | pf | a | to | blk | stl | pts | avg | |
| TEXAS-TYLER | 11/06/18 | * | 24 | 5-9 | .556 | 2-5 | .400 | 1-1 | 1.000 | 2 | 4 | 6 | 6.0 | 2 | 1 | 2 | 0 | 2 | 13 | 13.0 | |
| NORTHERN IOWA | 11/10/18 | * | 24 | 1-3 | .333 | 1-1 | 1.000 | 6-8 | .750 | 1 | 10 | 11 | 8.5 | 3 | 0 | 2 | 1 | 0 | 9 | 11.0 | |
| TEXAS A&M-CORPUS CHRISTI | 11/16/18 | * | 33 | 1-8 | .125 | 0-6 | .000 | 0-0 | .000 | 2 | 5 | 7 | 8.0 | 0 | 0 | 0 | 3 | 1 | 2 | 8.0 | |
| UC DAVIS | 11/18/18 | * | 28 | 4-6 | .667 | 1-2 | .500 | 3-5 | .600 | 2 | 3 | 5 | 7.3 | 4 | 1 | 2 | 0 | 1 | 12 | 9.0 | |
| at Indiana | 11/20/18 | * | 33 | 5-11 | .455 | 1-4 | .250 | 1-2 | .500 | 1 | 5 | 6 | 7.0 | 4 | 1 | 4 | 0 | 0 | 12 | 9.6 | |
| at Arkansas | 11/23/18 | * | 24 | 1-3 | .333 | 0-0 | .000 | 0-0 | .000 | 1 | 3 | 4 | 6.5 | 4 | 0 | 2 | 0 | 1 | 2 | 8.3 | |
| at Tulsa | 11/27/18 | | 24 | 5-11 | .455 | 0-2 | .000 | 0-0 | .000 | 2 | 1 | 3 | 6.0 | 1 | 0 | 1 | 0 | 0 | 10 | 8.6 | |
| UT RIO GRANDE VALLEY | 12/01/18 | | 25 | 3-7 | .429 | 1-1 | 1.000 | 0-0 | .000 | 2 | 7 | 9 | 6.4 | 4 | 1 | 5 | 0 | 0 | 7 | 8.4 | |
| at Missouri | 12/04/18 | * | 27 | 2-3 | .667 | 0-1 | .000 | 2-2 | 1.000 | 1 | 4 | 5 | 6.2 | 1 | 1 | 3 | 1 | 1 | 6 | 8.1 | |
| at North Texas | 12/08/18 | | 21 | 2-7 | .286 | 0-1 | .000 | 0-0 | .000 | 5 | 2 | 7 | 6.3 | 1 | 4 | 3 | 0 | 0 | 4 | 7.7 | |
| at GONZAGA | 12/18/18 | * | 24 | 2-6 | .333 | 1-3 | .333 | 2-2 | 1.000 | 1 | 5 | 6 | 6.3 | 2 | 2 | 0 | 0 | 1 | 7 | 7.6 | |
| at Cal Poly | 12/21/18 | * | 18 | 2-4 | .500 | 1-3 | .333 | 2-2 | 1.000 | 1 | 3 | 4 | 6.1 | 4 | 0 | 3 | 0 | 0 | 7 | 7.6 | |
| at Texas | 12/28/18 | | 15 | 2-2 | 1.000 | 1-1 | 1.000 | 0-0 | .000 | 1 | 3 | 4 | 5.9 | 4 | 1 | 2 | 0 | 0 | 5 | 7.4 | |
| GEORGIA STATE | 01/03/19 | | 24 | 3-6 | .500 | 0-1 | .000 | 5-6 | .833 | 4 | 4 | 8 | 6.1 | 2 | 1 | 2 | 0 | 0 | 11 | 7.6 | |
| GEORGIA SOUTHERN | 01/05/19 | * | 21 | 2-6 | .333 | 1-3 | .333 | 1-2 | .500 | 2 | 2 | 4 | 5.9 | 1 | 0 | 2 | 0 | 2 | 6 | 7.5 | |
| at Appalachian State | 01/10/19 | | 19 | 3-4 | .750 | 0-0 | .000 | 0-0 | .000 | 1 | 3 | 4 | 5.8 | 2 | 0 | 0 | 0 | 0 | 6 | 7.4 | |
| at Coastal Carolina | 01/12/19 | | 24 | 4-7 | .571 | 2-5 | .400 | 1-2 | .500 | 3 | 3 | 6 | 5.8 | 1 | 1 | 0 | 1 | 1 | 11 | 7.7 | |
| ARKANSAS STATE | 01/17/19 | | 28 | 3-6 | .500 | 1-2 | .500 | 3-4 | .750 | 0 | 4 | 4 | 5.7 | 4 | 1 | 3 | 0 | 2 | 10 | 7.8 | |
| LITTLE ROCK | 01/19/19 | | 21 | 1-2 | .500 | 0-0 | .000 | 7-8 | .875 | 0 | 3 | 3 | 5.6 | 3 | 0 | 2 | 1 | 1 | 9 | 7.8 | |
| at Georgia Southern | 01/24/19 | | 15 | 4-4 | 1.000 | 0-0 | .000 | 3-6 | .500 | 2 | 5 | 7 | 5.7 | 5 | 0 | 1 | 0 | 1 | 11 | 8.0 | |
| at Georgia State | 01/26/19 | | 26 | 5-10 | .500 | 0-2 | .000 | 2-2 | 1.000 | 3 | 6 | 9 | 5.8 | 1 | 2 | 1 | 0 | 1 | 12 | 8.2 | |
| Totals | | | 10 | 498 | 60-125 | .480 | 13-43 | .302 | 39-52 | .750 | 37 | 85 | 122 | 5.8 | 53 | 17 | 40 | 7 | 15 | 172 | 8.2 |

| Season | GP-GS | Min/Avg | Total FG-FGA Pct | 3-Ptr FG-FGA Pct | F-Throws FT-FTA Pct | Rebounds Off Def Tot Avg | PF FO A TO Blk Stl | Pts Avg |
|---------|-------|----------|------------------|------------------|---------------------|--------------------------|--------------------|----------|
| 2016-17 | 5-5 | 0/0.0 | 23-36 .639 | 0-0 .000 | 17-24 .708 | 11 15 26 5.2 | 11 1 4 6 0 5 | 63 12.6 |
| 2017-18 | 31-30 | 0/0.0 | 187-325 .575 | 17-55 .309 | 123-152 .809 | 67 137 204 6.6 | 23 0 107 79 4 40 | 517 16.7 |
| 2018-19 | 21-10 | 498/23.7 | 60-125 .480 | 13-43 .302 | 39-52 .750 | 37 85 122 5.8 | 53 0 17 40 7 15 | 172 8.2 |
| Total | 57-45 | 498/8.7 | 270-486 .556 | 30-98 .306 | 179-228 .785 | 115 237 352 6.2 | 87 1 128 125 11 60 | 752 13.2 |

13 | JABARI NARCIS

 NAHR-sis
 @jusfly52
 @jabari_narcis

Jr. | F | 6-9 | 230 | Chaguanas, Trinidad | Jacksonville College | Chaguanas North HS

RECORD PERFORMANCES

POINTS

Career 20 vs. Blinn (2/3/18)
 Season 7 @ rv Indiana (11/20/18)
 Sun Belt 4 vs. Little Rock (1/19/19)

REBOUNDS

Career 18, 2x, Last vs. Panola (1/11/18)
 Season 11 vs. UT Tyler (11/6/18)
 Sun Belt 4 @ Coastal Carolina (1/12/19)

OFFENSIVE REBOUNDS

Career 5, 3x, Last vs. Blinn (2/3/18)
 Season 3 @ rv Indiana (11/20/18)
 Sun Belt 2 @ Georgia Southern (1/24/19)

DEFENSIVE REBOUNDS

Career 14, 3x, Last @ Paris (1/13/18)
 Season 9 vs. UT Tyler (11/6/18)
 Sun Belt 4 @ Coastal Carolina (1/12/19)

BLOCKS

Career 4, 2x, Last vs. Kilgore (12/2/17)
 Season 2, 4x, Last @ Georgia Southern (1/24/19)
 Sun Belt 2 @ Georgia Southern (1/24/19)

ASSISTS

Career 2 vs. Lee (2/24/18)
 Season 1 @ Appalachian St. (1/10/19)
 Sun Belt 1 @ Appalachian St. (1/10/19)

FIELD GOALS MADE

Career 8 @ Blinn (2/28/18)
 Season 3, 3x, Last @ #8 Gonzaga (12/18/18)
 Sun Belt 1, 5x, Last @ Georgia Southern (1/24/19)

FIELD GOALS ATTEMPTED

Career 12, 3x, Last @ Blinn (2/28/18)
 Season 7 vs. UT Tyler (11/6/18)
 Sun Belt 6 @ Georgia Southern (1/24/19)

FREE THROWS MADE

Career 6, 2x, Last @ San Jacinto-Central (2/07/18)
 Season 2 vs. Little Rock (1/19/19)
 Sun Belt 2 vs. Little Rock (1/19/19)

FREE THROWS ATTEMPTED

Career 9 @ Navarro (1/8/18)
 Season 3 vs. Little Rock (1/19/19)
 Sun Belt 3 vs. Little Rock (1/19/19)

MINUTES

Career 37 vs. Panola (1/11/18)
 Season 20 vs. Little Rock (1/19/19)
 Sun Belt 20 vs. Little Rock (1/19/19)

MISCELLANEOUS

| | Year | Career |
|------------------------|------|--------|
| Double-Figure Points | | 15 |
| 20+ Points | | 1 |
| Double-Doubles | | 9 |
| Double-Figure Rebounds | 1 | 17 |
| 3+ Offensive Rebounds | 1 | 21 |
| 3+ Blocks | | 8 |

CAREER STATS

| Season | GP-GS | Min/Avg | Total | | 3-Ptr | | F-Throws | | Rebounds | | | | | | | | | | | | |
|---------|-------|----------|---------|------|--------|------|----------|------|----------|-----|-----|-----|-----|----|----|----|-----|-----|-----|-----|--|
| | | | FG-FGA | Pct | FG-FGA | Pct | FT-FTA | Pct | Off | Def | Tot | Avg | PF | FO | A | TO | Blk | Stl | Pts | Avg | |
| 2016-17 | 25-11 | 0/0.0 | 67-149 | .450 | 12-53 | .226 | 22-47 | .468 | 50 | 134 | 184 | 7.4 | 53 | 0 | 8 | 25 | 35 | 7 | 168 | 6.7 | |
| 2017-18 | 29-17 | 0/0.0 | 82-147 | .558 | 7-20 | .350 | 50-81 | .617 | 63 | 179 | 242 | 8.3 | 41 | 1 | 15 | 33 | 39 | 8 | 221 | 7.6 | |
| 2018-19 | 20-2 | 230/11.5 | 21-48 | .438 | 3-19 | .158 | 6-9 | .667 | 14 | 37 | 51 | 2.6 | 29 | 0 | 1 | 14 | 13 | 4 | 51 | 2.6 | |
| Total | 74-30 | 230/3.1 | 170-344 | .494 | 22-92 | .239 | 78-137 | .569 | 127 | 350 | 477 | 6.4 | 123 | 1 | 24 | 72 | 87 | 19 | 440 | 5.9 | |

2018-19 NOTEWORTHY

Game-best 11 rebounds in the opener versus UT Tyler ... all seven points and six of seven rebounds came in the 2nd half at Indiana, with the seven points representing his most against a D-I team ... six points at #8 Gonzaga, tied for his 2nd-most this year.



AS A SOPHOMORE AT JACKSONVILLE (TEXAS) COLLEGE (2017-18)

Scored a season-high 20 points with 16 rebounds in a home victory over Blinn College ... scored 19 in a win at Blinn ... registered nine double-figure rebound performances with a high of 18 in a loss to Panola College ... helped lead the team to a 21-9 overall record and a Region XIV South Division title.

AS A FRESHMAN AT JACKSONVILLE (TEXAS) COLLEGE (2016-17)

Four double-doubles on the year ... season-high 15 points on four occasions ... pulled down a season-best 18 rebounds at LSU Alexandria; grabbed 16 rebounds against Provision Prep.

Has competed
 for the Trinidad
 & Tobago U19
 National Team.

GAME-BY-GAME STATS

| | | | | Total | | 3-Point | | F-Throw | | Rebounds | | | | | | | | | | |
|--------------------------|----------|----|-----|--------|-------|---------|------|---------|-------|----------|-----|-----|------|----|---|----|-----|-----|-----|-----|
| Opponent | Date | gs | min | fg-fga | fg% | 3fg-fga | 3fg% | ft-fa | ft% | off | def | tot | avg | pf | a | to | blk | stl | pts | avg |
| TEXAS-TYLER | 11/06/18 | 17 | 3-7 | .429 | 0-2 | .000 | | 0-0 | .000 | 2 | 9 | 11 | 11.0 | 0 | 0 | 3 | 2 | 2 | 6 | 6.0 |
| NORTHERN IOWA | 11/10/18 | 3 | 0-1 | .000 | 0-1 | .000 | | 1-2 | .500 | 1 | 0 | 1 | 6.0 | 1 | 0 | 0 | 0 | 0 | 1 | 3.5 |
| TEXAS A&M-CORPUS CHRISTI | 11/16/18 | 18 | 1-2 | .500 | 0-1 | .000 | | 1-1 | 1.000 | 0 | 2 | 2 | 4.7 | 2 | 0 | 0 | 2 | 1 | 3 | 3.3 |
| UC DAVIS | 11/18/18 | 6 | 0-0 | .000 | 0-0 | .000 | | 0-0 | .000 | 0 | 0 | 0 | 3.5 | 2 | 0 | 0 | 0 | 0 | 0 | 2.5 |
| at Indiana | 11/20/18 | 13 | 3-4 | .750 | 1-2 | .500 | | 0-0 | .000 | 3 | 4 | 7 | 4.2 | 4 | 0 | 0 | 1 | 0 | 7 | 3.4 |
| at Arkansas | 11/23/18 | * | 18 | 1-3 | .333 | 0-1 | .000 | 1-2 | .500 | 1 | 5 | 6 | 4.5 | 3 | 0 | 1 | 0 | 0 | 3 | 3.3 |
| at Tulsa | 11/27/18 | * | 17 | 2-2 | 1.000 | 0-0 | .000 | 0-0 | .000 | 1 | 2 | 3 | 4.3 | 0 | 0 | 0 | 0 | 0 | 4 | 3.4 |
| UT RIO GRANDE VALLEY | 12/01/18 | 9 | 1-1 | 1.000 | 0-0 | .000 | | 1-1 | 1.000 | 1 | 0 | 1 | 3.9 | 1 | 0 | 0 | 0 | 1 | 3 | 3.4 |
| at Missouri | 12/04/18 | 14 | 2-3 | .667 | 0-0 | .000 | | 0-0 | .000 | 0 | 1 | 1 | 3.6 | 2 | 0 | 2 | 0 | 0 | 4 | 3.4 |
| at North Texas | 12/08/18 | 5 | 0-0 | .000 | 0-0 | .000 | | 0-0 | .000 | 0 | 0 | 0 | 3.2 | 2 | 0 | 0 | 0 | 0 | 0 | 3.1 |
| at GONZAGA | 12/18/18 | 17 | 3-5 | .600 | 0-2 | .000 | | 0-0 | .000 | 2 | 1 | 3 | 3.2 | 3 | 0 | 1 | 0 | 0 | 6 | 3.4 |
| at Cal Poly | 12/21/18 | 4 | 0-1 | .000 | 0-0 | .000 | | 0-0 | .000 | 0 | 1 | 1 | 3.0 | 0 | 0 | 1 | 0 | 0 | 0 | 3.1 |
| at Texas | 12/28/18 | 5 | 0-0 | .000 | 0-0 | .000 | | 0-0 | .000 | 0 | 1 | 1 | 2.9 | 1 | 0 | 0 | 2 | 0 | 0 | 2.9 |
| GEORGIA SOUTHERN | 01/05/19 | 13 | 1-3 | .333 | 1-3 | .333 | | 0-0 | .000 | 1 | 1 | 2 | 2.8 | 0 | 0 | 1 | 1 | 0 | 3 | 2.9 |
| at Appalachian State | 01/10/19 | 15 | 1-3 | .333 | 0-2 | .000 | | 0-0 | .000 | 0 | 3 | 3 | 2.8 | 2 | 1 | 2 | 1 | 0 | 2 | 2.8 |
| at Coastal Carolina | 01/12/19 | 10 | 0-2 | .000 | 0-1 | .000 | | 0-0 | .000 | 0 | 4 | 4 | 2.9 | 0 | 0 | 0 | 1 | 0 | 0 | 2.6 |
| ARKANSAS STATE | 01/17/19 | 8 | 1-2 | .500 | 1-2 | .500 | | 0-0 | .000 | 0 | 1 | 1 | 2.8 | 2 | 0 | 1 | 1 | 0 | 3 | 2.7 |
| LITTLE ROCK | 01/19/19 | 20 | 1-2 | .500 | 0-0 | .000 | | 2-3 | .667 | 0 | 1 | 1 | 2.7 | 2 | 0 | 2 | 0 | 0 | 4 | 2.7 |
| at Georgia Southern | 01/24/19 | 13 | 1-6 | .167 | 0-2 | .000 | | 0-0 | .000 | 2 | 1 | 3 | 2.7 | 1 | 0 | 0 | 2 | 0 | 2 | 2.7 |
| at Georgia State | 01/26/19 | 5 | 0-1 | .000 | 0-0 | .000 | | 0-0 | .000 | 0 | 0 | 0 | 2.6 | 1 | 0 | 0 | 0 | 0 | 0 | 2.6 |
| Totals | | 2 | 230 | 21-48 | .438 | 3-19 | .158 | 6-9 | .667 | 14 | 37 | 51 | 2.6 | 29 | 1 | 14 | 13 | 4 | 51 | 2.6 |

20 | ANDRES IBARGUEN

E-BAR-gwen
@andresibarguen3

Jr. | F | 6-5 | 230 | Santa Marta, Colombia | Trinity Valley CC | Sunrise Christian HS

RECORD PERFORMANCES

POINTS

Career 23 vs. UTRGV (12/1/18)
Season 23 vs. UTRGV (12/1/18)
Sun Belt 11 vs. Georgia Southern (1/5/19)

REBOUNDS

Career 25 @ Daytona State^(5 OT) (11/25/16)
Season 13 vs. UTRGV (12/1/18)
Sun Belt 8 @ Georgia Southern (1/24/19)

OFFENSIVE REBOUNDS

Career 11 @ Tyler (2/3/18)
Season 6 vs. UTRGV (12/1/18)
Sun Belt 5, 2x, Last @ Georgia State (1/26/19)

DEFENSIVE REBOUNDS

Career 15 @ Daytona State^(5 OT) (11/25/16)
Season 7 vs. UTRGV (12/1/18)
Sun Belt 6 vs. Georgia State (1/3/19)

BLOCKS

Career 4 @ North Texas (12/8/18)
Season 4 @ North Texas (12/8/18)
Sun Belt 1 @ Coastal Carolina (1/12/19)

ASSISTS

Career 3 @ Navarro (2/21/18)
Season 2, 3x, Last @ Georgia Southern (1/24/19)
Sun Belt 2, 3x, Last @ Georgia Southern (1/24/19)

FIELD GOALS MADE

Career 10 vs. UTRGV (12/1/18)
Season 10 vs. UTRGV (12/1/18)
Sun Belt 4, 3x, Last @ Georgia State (1/26/19)

FIELD GOALS ATTEMPTED

Career 13 @ Daytona State^(5 OT) (11/25/16)
Season 12 vs. UTRGV (12/1/18)
Sun Belt 6 @ Georgia State (1/26/19)

FREE THROWS MADE

Career 8, 2x, Last @ Tyler (2/03/18)
Season 3, 3x, Last vs. Georgia Southern (1/5/19)
Sun Belt 3 vs. Georgia Southern (1/5/19)

FREE THROWS ATTEMPTED

Career 11, 2x, Last @ Tyler (2/3/18)
Season 7 @ Cal Poly (12/21/18)
Sun Belt 4, 2x, Last @ Georgia State (1/26/19)

MINUTES

Career 55 @ Daytona State^(5 OT) (11/25/16)
Season 32 @ North Texas (12/8/18)
Sun Belt 31 vs. Arkansas State (1/17/19)

MISCELLANEOUS

| | Year | Career |
|------------------------|------|--------|
| Double-Figure Points | 3 | 38 |
| 20+ Points | 1 | 3 |
| Double-Doubles | 1 | 25 |
| Double-Figure Rebounds | 2 | 33 |
| 5+ Offensive Rebounds | 4 | 30 |
| 3+ Blocks | 2 | 2 |

CAREER STATS

2018-19 NOTEWORTHY

Cleared by the NCAA to return at Tulsa after missing the first six games of the year due to several factors outside of his control ... **in his first two games with UTA – at Tulsa and versus UTRGV – the Mavericks outscored their first two D-I opponents of the year in the paint, and posted their two largest rebounding margins of the season at that point: +14 at Tulsa, +19 against UTRGV ... scored a career-best 23 points and grabbed a UTA season-high 13 rebounds against UTRGV.**

AS A SOPHOMORE AT TRINITY COMMUNITY COLLEGE (2017-18)

Averaged a double-double for the year ... led TVCC to a 28-5 record the Regional XIV East Division title and the national championship tournament ... registered 21 double-figure rebounding games, with a high of 20 in a victory at Tyler Junior College ... led Region XIV in rebounds per game as a sophomore and field goal percentage in both seasons at TVCC.

AS A FRESHMAN AT TRINITY COMMUNITY COLLEGE (2017-18)

Led the nation in field-goal percentage at .759 ... averaged 10.3 points and 8.2 rebounds per game ... four double-doubles on the year.



Represented Colombia on the senior national team at the 2016 South American Championships; high of 11 points versus Argentina.

GAME-BY-GAME STATS

| Opponent | Date | gs | min | Total | | 3-Point | | F-Throw | | Rebounds | | | | pf | a | to | blk | stl | pts | avg | |
|----------------------|----------|----|-----|--------|-------|---------|------|---------|-------|----------|-----|-----|-----|-----|----|----|-----|-----|-----|------|-----|
| | | | | fg-fga | fg% | 3fg-fga | 3fg% | ft-fa | ft% | off | def | tot | avg | | | | | | | | |
| at Tulsa | 11/27/18 | * | 22 | 2-6 | .333 | 0-0 | .000 | 2-3 | .667 | 2 | 3 | 5 | 5.0 | 2 | 0 | 1 | 2 | 1 | 6 | 6.0 | |
| UT RIO GRANDE VALLEY | 12/01/18 | * | 24 | 10-12 | .833 | 0-0 | .000 | 3-5 | .600 | 6 | 7 | 13 | 9.0 | 2 | 1 | 1 | 0 | 0 | 23 | 14.5 | |
| at Missouri | 12/04/18 | * | 26 | 4-7 | .571 | 0-0 | .000 | 1-3 | .333 | 2 | 4 | 6 | 8.0 | 1 | 1 | 4 | 1 | 0 | 9 | 12.7 | |
| at North Texas | 12/08/18 | * | 32 | 3-3 | 1.000 | 0-0 | .000 | 2-3 | .667 | 2 | 6 | 8 | 8.0 | 2 | 0 | 3 | 4 | 0 | 8 | 11.5 | |
| at GONZAGA | 12/18/18 | * | 18 | 0-2 | .000 | 0-0 | .000 | 0-0 | .000 | 2 | 2 | 4 | 7.2 | 4 | 0 | 0 | 0 | 1 | 0 | 9.2 | |
| at Cal Poly | 12/21/18 | * | 25 | 2-4 | .500 | 0-0 | .000 | 3-7 | .429 | 5 | 5 | 10 | 7.7 | 3 | 0 | 2 | 3 | 0 | 7 | 8.8 | |
| at Texas | 12/28/18 | * | 31 | 1-4 | .250 | 0-0 | .000 | 0-0 | .000 | 1 | 5 | 6 | 7.4 | 1 | 0 | 0 | 1 | 1 | 2 | 7.9 | |
| GEORGIA STATE | 01/03/19 | * | 23 | 3-4 | .750 | 0-0 | .000 | 0-1 | .000 | 1 | 6 | 7 | 7.4 | 4 | 1 | 2 | 0 | 0 | 6 | 7.6 | |
| GEORGIA SOUTHERN | 01/05/19 | * | 21 | 4-4 | 1.000 | 0-0 | .000 | 3-8 | .375 | 5 | 1 | 6 | 7.2 | 2 | 2 | 1 | 0 | 0 | 11 | 8.0 | |
| at Appalachian State | 01/10/19 | * | 22 | 2-5 | .400 | 0-0 | .000 | 2-2 | 1.000 | 2 | 4 | 6 | 7.1 | 4 | 2 | 2 | 0 | 1 | 6 | 7.8 | |
| at Coastal Carolina | 01/12/19 | * | 30 | 0-3 | .000 | 0-1 | .000 | 0-0 | .000 | 3 | 4 | 7 | 7.1 | 1 | 0 | 2 | 1 | 1 | 0 | 7.1 | |
| ARKANSAS STATE | 01/17/19 | * | 31 | 2-4 | .500 | 0-0 | .000 | 2-4 | .500 | 4 | 2 | 6 | 7.0 | 2 | 1 | 0 | 0 | 2 | 6 | 7.0 | |
| LITTLE ROCK | 01/19/19 | * | 17 | 2-3 | .667 | 0-0 | .000 | 1-1 | 1.000 | 0 | 5 | 5 | 6.9 | 5 | 1 | 2 | 0 | 1 | 5 | 6.9 | |
| at Georgia Southern | 01/24/19 | * | 26 | 4-5 | .800 | 0-0 | .000 | 0-1 | .000 | 4 | 4 | 8 | 6.9 | 0 | 2 | 1 | 0 | 1 | 8 | 6.9 | |
| at Georgia State | 01/26/19 | * | 25 | 4-6 | .667 | 0-0 | .000 | 2-4 | .500 | 5 | 2 | 7 | 6.9 | 3 | 1 | 3 | 0 | 0 | 10 | 7.1 | |
| Totals | | | 14 | 373 | 43-72 | .597 | 0-1 | .000 | 21-42 | .500 | 44 | 60 | 104 | 6.9 | 36 | 12 | 24 | 12 | 9 | 107 | 7.1 |

| Season | GP-GS | Min/Avg | Total | | 3-Ptr | | F-Throws | | Rebounds | | | | | | | | | | | Pts | Avg |
|---------|-------|----------|---------|------|--------|------|----------|------|----------|-----|-----|------|----|----|----|----|-----|-----|-----|------|-----|
| | | | FG-FGA | Pct | FG-FGA | Pct | FT-FTA | Pct | Off | Def | Tot | Avg | PF | FO | A | TO | Blk | Stl | | | |
| 2016-17 | 30-26 | 0/0.0 | 126-166 | .759 | 0-0 | .000 | 56-90 | .622 | 110 | 135 | 245 | 8.2 | 0 | 0 | 17 | 35 | 13 | 21 | 308 | 10.3 | |
| 2017-18 | 32-31 | 0/0.0 | 129-193 | .668 | 0-0 | .000 | 76-118 | .644 | 146 | 194 | 340 | 10.6 | 0 | 0 | 22 | 32 | 15 | 12 | 334 | 10.4 | |
| 2018-19 | 15-14 | 373/24.9 | 43-72 | .597 | 0-1 | .000 | 21-42 | .500 | 44 | 60 | 104 | 6.9 | 36 | 0 | 12 | 24 | 12 | 9 | 107 | 7.1 | |
| Total | 77-71 | 373/4.8 | 298-431 | .691 | 0-1 | .000 | 153-250 | .612 | 300 | 389 | 689 | 8.9 | 36 | 0 | 51 | 91 | 40 | 42 | 749 | 9.7 | |

21 PEDRO CASTRO

R-Fr. G 6-6 185 Fort Worth, TX Brewer HS

RECORD PERFORMANCES

POINTS

Career 8, 2x, Last @ Appalachian St. (1/10/19)
Season Same As Career
Sun Belt 8 @ Appalachian St. (1/10/19)

REBOUNDS

Career 6 @ Appalachian St. (1/10/19)
Season Same As Career
Sun Belt 6 @ Appalachian St. (1/10/19)

ASSISTS

Career 4 vs. Little Rock (1/19/19)
Season Same As Career
Sun Belt 4 vs. Little Rock (1/19/19)

STEALS

Career 1, 6x, Last @ Georgia Southern (1/24/19)
Season Same As Career
Sun Belt 1, 2x, Last @ Georgia Southern (1/24/19)

FIELD GOALS MADE

Career 3, 2x, Last @ Appalachian St. (1/10/19)
Season Same As Career
Sun Belt 3 @ Appalachian St. (1/10/19)

FIELD GOALS ATTEMPTED

Career 6, 2x, Last @ Missouri (12/4/18)
Season Same As Career
Sun Belt 4, 3x, Last @ Georgia Southern (1/24/19)

FREE THROWS MADE

Career 3 vs. Arkansas State (1/17/19)
Season Same As Career
Sun Belt 3 vs. Arkansas State (1/17/19)

FREE THROWS ATTEMPTED

Career 4 vs. Arkansas State (1/17/19)
Season Same As Career
Sun Belt 4 vs. Arkansas State (1/17/19)

3-POINT FIELD GOALS MADE

Career 2, 2x, Last @ Appalachian St. (1/10/19)
Season Same As Career
Sun Belt 2 @ Appalachian St. (1/10/19)

3-POINT FIELD GOALS ATTEMPTED

Career 4, 2x, Last @ Missouri (12/4/18)
Season Same As Career
Sun Belt 3 vs. Georgia Southern (1/5/19)

MINUTES

Career 28 @ Georgia Southern (1/24/19)
Season Same As Career
Sun Belt 28 @ Georgia Southern (1/24/19)

MISCELLANEOUS

| | Year | Career |
|-----------------------|------|--------|
| Double-Figure Points | | |
| 20+ Points | | |
| Double-Doubles | | |
| 5+ Rebounds | 3 | 3 |
| Double-Figure Assists | | |
| Games W/ A Steal | 6 | 6 |

CAREER STATS

2018-19 NOTEWORTHY

Made his first career start versus UTRGV ... career-high eight points at Missouri; 12 points all year entering that game ... matched that eight-point performance with eight points and a career-best six rebounds at Appalachian State ... career-high four assists vs. Little Rock.

AS A FRESHMAN (2017-18)

Did not appear in a game ... utilized a redshirt season and has four years of eligibility remaining.

HIGH SCHOOL

Posted averages of 16.6 points, 7.3 rebounds, 2.5 assists, 1.3 steals and 2.6 blocks per game as a senior ... named district 6-5A Most Valuable Player ... twice named first team all-district earned second team Star-Telegram Super Team honors ... all-area and TABC 5A all-region selection ... ranked as a top 100 player in Texas by Texas Basketball Review ... rated as No. 36 in the state by Texas Top 100.

Had open heart surgery at the age of 16 to repair a vein wrapped around a heart valve.

GAME-BY-GAME STATS

| | | | | Total | | 3-Point | | F-Throw | | Rebounds | | | | | | | | | | |
|--------------------------|----------|----|-----|--------|-------|---------|-------|---------|-------|----------|-----|-----|-----|----|----|----|-----|-----|-----|-----|
| Opponent | Date | gs | min | fg-fga | fg% | 3fg-fga | 3fg% | ft-fa | ft% | off | def | tot | avg | pf | a | to | blk | stl | pts | avg |
| TEXAS-TYLER | 11/06/18 | 15 | | 1-6 | .167 | 0-4 | .000 | 0-0 | .000 | 0 | 3 | 3 | 3.0 | 0 | 0 | 0 | 1 | 0 | 2 | 2.0 |
| NORTHERN IOWA | 11/10/18 | 4 | | 0-1 | .000 | 0-1 | .000 | 0-0 | .000 | 0 | 0 | 0 | 1.5 | 0 | 0 | 0 | 0 | 0 | 0 | 1.0 |
| TEXAS A&M-CORPUS CHRISTI | 11/16/18 | 3 | | 0-2 | .000 | 0-2 | .000 | 0-0 | .000 | 0 | 0 | 0 | 1.0 | 0 | 0 | 0 | 0 | 0 | 0 | 0.7 |
| UC DAVIS | 11/18/18 | 17 | | 2-3 | .667 | 1-2 | .500 | 0-0 | .000 | 0 | 5 | 5 | 2.0 | 3 | 2 | 0 | 0 | 1 | 5 | 1.8 |
| at Indiana | 11/20/18 | 16 | | 0-2 | .000 | 0-2 | .000 | 0-0 | .000 | 1 | 1 | 2 | 2.0 | 0 | 0 | 0 | 0 | 0 | 0 | 1.4 |
| at Arkansas | 11/23/18 | 7 | | 0-1 | .000 | 0-1 | .000 | 1-3 | .333 | 0 | 0 | 0 | 1.7 | 1 | 2 | 0 | 0 | 1 | 1 | 1.3 |
| at Tulsa | 11/27/18 | 3 | | 0-1 | .000 | 0-0 | .000 | 0-0 | .000 | 2 | 2 | 4 | 2.0 | 0 | 0 | 0 | 0 | 0 | 0 | 1.1 |
| UT RIO GRANDE VALLEY | 12/01/18 | * | 18 | 1-3 | .333 | 0-2 | .000 | 2-2 | 1.000 | 0 | 3 | 3 | 2.1 | 3 | 0 | 1 | 1 | 1 | 4 | 1.5 |
| at Missouri | 12/04/18 | 24 | | 3-6 | .500 | 2-4 | .500 | 0-0 | .000 | 0 | 3 | 3 | 2.2 | 2 | 1 | 2 | 0 | 0 | 8 | 2.2 |
| at North Texas | 12/08/18 | * | 19 | 1-1 | 1.000 | 0-0 | .000 | 0-0 | .000 | 0 | 3 | 3 | 2.3 | 0 | 0 | 4 | 1 | 1 | 2 | 2.2 |
| at GONZAGA | 12/18/18 | 10 | | 1-2 | .500 | 1-2 | .500 | 0-0 | .000 | 0 | 1 | 1 | 2.2 | 1 | 0 | 0 | 0 | 0 | 3 | 2.3 |
| at Cal Poly | 12/21/18 | 11 | | 1-2 | .500 | 1-2 | .500 | 0-0 | .000 | 0 | 0 | 0 | 2.0 | 1 | 1 | 0 | 0 | 0 | 3 | 2.3 |
| at Texas | 12/28/18 | 17 | | 2-3 | .667 | 0-1 | .000 | 0-0 | .000 | 0 | 0 | 0 | 1.9 | 0 | 1 | 0 | 1 | 0 | 4 | 2.5 |
| GEORGIA STATE | 01/03/19 | 22 | | 1-3 | .333 | 0-2 | .000 | 0-0 | .000 | 0 | 0 | 0 | 1.7 | 2 | 1 | 0 | 1 | 0 | 2 | 2.4 |
| GEORGIA SOUTHERN | 01/05/19 | * | 23 | 0-4 | .000 | 0-3 | .000 | 0-0 | .000 | 0 | 4 | 4 | 1.9 | 1 | 3 | 1 | 0 | 0 | 0 | 2.3 |
| at Appalachian State | 01/10/19 | 23 | | 3-4 | .750 | 2-2 | 1.000 | 0-0 | .000 | 3 | 3 | 6 | 2.1 | 1 | 3 | 0 | 1 | 0 | 8 | 2.6 |
| at Coastal Carolina | 01/12/19 | 14 | | 0-0 | .000 | 0-0 | .000 | 0-0 | .000 | 0 | 0 | 0 | 2.0 | 0 | 1 | 1 | 0 | 0 | 0 | 2.5 |
| ARKANSAS STATE | 01/17/19 | 15 | | 1-1 | 1.000 | 0-0 | .000 | 3-4 | .750 | 0 | 3 | 3 | 2.1 | 0 | 0 | 2 | 0 | 0 | 5 | 2.6 |
| LITTLE ROCK | 01/19/19 | 18 | | 2-2 | 1.000 | 0-0 | .000 | 0-0 | .000 | 0 | 2 | 2 | 2.1 | 1 | 4 | 0 | 0 | 1 | 4 | 2.7 |
| at Georgia Southern | 01/24/19 | 29 | | 2-4 | .500 | 1-2 | .500 | 0-1 | .000 | 0 | 5 | 5 | 2.2 | 0 | 1 | 0 | 0 | 1 | 5 | 2.8 |
| at Georgia State | 01/26/19 | 18 | | 1-3 | .333 | 0-2 | .000 | 0-0 | .000 | 0 | 2 | 2 | 2.2 | 1 | 1 | 1 | 0 | 0 | 2 | 2.8 |
| Totals | | 3 | 326 | 22-54 | .407 | 8-34 | .235 | 6-10 | .600 | 6 | 40 | 46 | 2.2 | 17 | 21 | 12 | 6 | 6 | 58 | 2.8 |

| Season | GP-GS | Min/Avg | Total FG-FGA Pct | 3-Ptr FG-FGA Pct | F-Throws FT-FTA Pct | Rebounds Off Def Tot Avg | PF FO A TO Blk Stl | Pts Avg |
|---------|-------|----------|------------------|------------------|---------------------|--------------------------|--------------------|---------|
| 2018-19 | 21-3 | 326/15.5 | 22-54 .407 | 8-34 .235 | 6-10 .600 | 6 40 46 2.2 | 17 0 21 12 6 6 | 58 2.8 |
| Total | 21-3 | 326/15.5 | 22-54 .407 | 8-34 .235 | 6-10 .600 | 6 40 46 2.2 | 17 0 21 12 6 6 | 58 2.8 |

22 | TIANDRE JACKSON-YOUNG

Jr. G 6-3 195 Marshall, TX Tyler JC Marshall HS

RECORD PERFORMANCES

POINTS

Career 28 @ San Jacinto-Central (1/10/18)
Season 18 @ Cal Poly (12/21/18)
Sun Belt 16 @ Coastal Carolina (1/12/19)

REBOUNDS

Career 11 vs. UC Davis (11/18/18)
Season 11 vs. UC Davis (11/18/18)
Sun Belt 7 @ Georgia State (1/26/19)

ASSISTS

Career 4 vs. Houston CC (12/31/17)
Season 3, 2x, Last vs. Little Rock (1/19/19)
Sun Belt 3, 2x, Last vs. Little Rock (1/19/19)

STEALS

Career 3 vs. Lamar State-Port Arthur (3/8/18)
Season 2 @ Cal Poly (12/21/18)
Sun Belt 1, 5x, Last @ Georgia State (1/26/19)

FIELD GOALS MADE

Career 11 @ San Jacinto-Central (1/10/18)
Season 7 @ Cal Poly (12/21/18)
Sun Belt 5, 2x, Last @ Coastal Carolina (1/12/19)

FIELD GOALS ATTEMPTED

Career 18 @ San Jacinto-Central (1/10/18)
Season 11, 2x, Last @ Cal Poly (12/21/18)
Sun Belt 8 @ Georgia State (1/26/19)

FREE THROWS MADE

Career 7 @ Lee (1/5/18)
Season 2, 3x, Last vs. Arkansas State (1/17/19)
Sun Belt 2, 2x, Last vs. Arkansas State (1/17/19)

FREE THROWS ATTEMPTED

Career 7 @ Lee (1/5/18)
Season 3 vs. Georgia Southern (1/5/19)
Sun Belt 3 vs. Georgia Southern (1/5/19)

3-POINT FIELD GOALS MADE

Career 8 @ Paris (2/18/17)
Season 5 @ Coastal Carolina (1/12/19)
Sun Belt 5 @ Coastal Carolina (1/12/19)

3-POINT FIELD GOALS ATTEMPTED

Career 12 @ Paris (2/18/17)
Season 7 @ #8 Gonzaga (12/18/18)
Sun Belt 6 @ Coastal Carolina (1/12/19)

MINUTES

Career 39 vs. San Jacinto-Central (3/9/18)
Season 34, 2x, Last vs. Arkansas State (1/17/19)
Sun Belt 34 vs. Arkansas State (1/17/19)

MISCELLANEOUS

| | Year | Career |
|-----------------------|------|--------|
| Double-Figure Points | 5 | 39 |
| 20+ Points | | 4 |
| Double-Doubles | | |
| 5+ Rebounds | 7 | 15 |
| Double-Figure Assists | | |
| Games W/ A Steal | 10 | 32 |

CAREER STATS

2018-19 NOTEWORTHY

Three-straight double-figure point games from North Texas-Cal Poly ... career-high 11 rebounds against UC Davis ... then-season-high 12 points at North Texas on 3-4 from 3-point range (five 3s on the year entering that game) ... season-best 18 points at Cal Poly ... all 14 points on 4-5 from 3-point range came in the 2nd half at Appalachian State ... followed it up with a season-high 5-6 from 3 at Coastal Carolina ... increased his 3-point percentage from 32.5 before those two games to a team-best 43.1 (now 39.1).

AS A SOPHOMORE AT TYLER (TEXAS) JUNIOR COLLEGE (2017-18)

Earned all-tournament honors at the Region XIV championships ... scored in double figures 20 times with high of 28 points in a loss at San Jacinto-Central.

AS A FRESHMAN AT TYLER (TEXAS) JUNIOR COLLEGE (2016-17)

Shot a Region XIV-leading 48 percent from behind the 3-point arc.

Also participated in track and field in high school; finished in 2nd place at the 2016 UIL Class 5A state championships in the long jump.

GAME-BY-GAME STATS

| | | | | Total | | 3-Point | | F-Throw | | Rebounds | | | | | | | | | | |
|--------------------------|----------|----|-----|--------|------|---------|-------|---------|-------|----------|-----|-----|-----|----|----|----|-----|-----|-----|-----|
| Opponent | Date | gs | min | fg-fga | fg% | 3fg-fga | 3fg% | ft-fa | ft% | off | def | tot | avg | pf | a | to | blk | stl | pts | avg |
| TEXAS-TYLER | 11/06/18 | | 18 | 0-3 | .000 | 0-2 | .000 | 0-0 | .000 | 1 | 1 | 2 | 2.0 | 2 | 0 | 0 | 0 | 0 | 0 | 0.0 |
| NORTHERN IOWA | 11/10/18 | | 24 | 3-5 | .600 | 1-2 | .500 | 0-2 | .000 | 4 | 3 | 7 | 4.5 | 2 | 1 | 2 | 0 | 0 | 7 | 3.5 |
| TEXAS A&M-CORPUS CHRISTI | 11/16/18 | | 22 | 2-6 | .333 | 0-3 | .000 | 0-2 | .000 | 2 | 3 | 5 | 4.7 | 4 | 0 | 0 | 0 | 0 | 4 | 3.7 |
| UC DAVIS | 11/18/18 | * | 34 | 2-6 | .333 | 1-2 | .500 | 1-2 | .500 | 6 | 5 | 11 | 6.3 | 3 | 1 | 1 | 1 | 0 | 6 | 4.3 |
| at Indiana | 11/20/18 | * | 25 | 1-3 | .333 | 0-2 | .000 | 0-0 | .000 | 0 | 0 | 0 | 5.0 | 4 | 0 | 0 | 0 | 1 | 2 | 3.8 |
| at Arkansas | 11/23/18 | | 26 | 2-5 | .400 | 2-5 | .400 | 0-0 | .000 | 0 | 2 | 2 | 4.5 | 1 | 0 | 0 | 0 | 1 | 6 | 4.2 |
| at Tulsa | 11/27/18 | | 15 | 2-4 | .500 | 0-0 | .000 | 0-0 | .000 | 1 | 4 | 5 | 4.6 | 0 | 0 | 1 | 0 | 0 | 4 | 4.1 |
| UT RIO GRANDE VALLEY | 12/01/18 | | 23 | 2-5 | .400 | 0-0 | .000 | 0-0 | .000 | 1 | 1 | 2 | 4.3 | 2 | 0 | 1 | 0 | 1 | 4 | 4.1 |
| at Missouri | 12/04/18 | | 14 | 2-3 | .667 | 1-1 | 1.000 | 0-0 | .000 | 0 | 0 | 0 | 3.8 | 1 | 0 | 1 | 0 | 0 | 5 | 4.2 |
| at North Texas | 12/08/18 | * | 25 | 4-8 | .500 | 3-4 | .750 | 1-1 | 1.000 | 0 | 3 | 3 | 3.7 | 0 | 0 | 1 | 0 | 0 | 12 | 5.0 |
| at GONZAGA | 12/18/18 | * | 25 | 4-11 | .364 | 2-7 | .286 | 0-0 | .000 | 1 | 2 | 3 | 3.6 | 1 | 0 | 0 | 0 | 1 | 10 | 5.5 |
| at Cal Poly | 12/21/18 | * | 29 | 7-11 | .636 | 2-3 | .667 | 2-2 | 1.000 | 1 | 3 | 4 | 3.7 | 0 | 1 | 1 | 1 | 2 | 18 | 6.5 |
| at Texas | 12/28/18 | * | 29 | 1-8 | .125 | 0-5 | .000 | 0-0 | .000 | 2 | 3 | 5 | 3.8 | 1 | 1 | 2 | 0 | 1 | 2 | 6.2 |
| GEORGIA STATE | 01/03/19 | * | 11 | 0-3 | .000 | 0-2 | .000 | 0-0 | .000 | 0 | 1 | 1 | 3.6 | 1 | 0 | 0 | 0 | 0 | 0 | 5.7 |
| GEORGIA SOUTHERN | 01/05/19 | | 19 | 2-4 | .500 | 1-2 | .500 | 2-3 | .667 | 0 | 1 | 1 | 3.4 | 2 | 0 | 1 | 0 | 1 | 7 | 5.8 |
| at Appalachian State | 01/10/19 | * | 14 | 5-7 | .714 | 4-5 | .800 | 0-0 | .000 | 1 | 0 | 1 | 3.3 | 3 | 0 | 0 | 0 | 0 | 14 | 6.3 |
| at Coastal Carolina | 01/12/19 | * | 28 | 5-7 | .714 | 5-6 | .833 | 1-1 | 1.000 | 0 | 1 | 1 | 3.1 | 4 | 3 | 0 | 0 | 0 | 16 | 6.9 |
| ARKANSAS STATE | 01/17/19 | * | 35 | 3-8 | .375 | 0-4 | .000 | 2-2 | 1.000 | 1 | 4 | 5 | 3.2 | 2 | 1 | 0 | 1 | 1 | 8 | 6.9 |
| LITTLE ROCK | 01/19/19 | * | 23 | 1-7 | .143 | 1-3 | .333 | 0-0 | .000 | 0 | 1 | 1 | 3.1 | 3 | 3 | 0 | 0 | 0 | 3 | 6.7 |
| at Georgia Southern | 01/24/19 | * | 17 | 2-4 | .500 | 1-2 | .500 | 0-0 | .000 | 1 | 2 | 3 | 3.1 | 1 | 0 | 1 | 0 | 1 | 5 | 6.7 |
| at Georgia State | 01/26/19 | * | 26 | 2-8 | .250 | 1-4 | .250 | 0-0 | .000 | 3 | 4 | 7 | 3.3 | 2 | 1 | 1 | 0 | 1 | 5 | 6.6 |
| Totals | | 13 | 482 | 52-126 | .413 | 25-64 | .391 | 9-15 | .600 | 25 | 44 | 69 | 3.3 | 39 | 12 | 13 | 4 | 11 | 138 | 6.6 |

| Season | GP-GS | Min/Avg | Total | | 3-Ptr | | F-Throws | | Rebounds | | | | | | | | Pts | Avg |
|---------|-------|----------|---------|------|---------|------|----------|------|----------|-----|-----|-----|-----|----|----|----|-----|-----|
| | | | FG-FGA | Pct | FG-FGA | Pct | FT-FTA | Pct | Off | Def | Tot | Avg | PF | FO | A | TO | Blk | Stl |
| 2016-17 | 29-0 | 0/0.0 | 98-216 | .454 | 61-127 | .480 | 22-32 | .688 | 10 | 35 | 45 | 1.6 | 31 | 0 | 15 | 34 | 3 | 14 |
| 2017-18 | 33-4 | 0/0.0 | 135-301 | .449 | 48-141 | .340 | 59-77 | .766 | 16 | 99 | 115 | 3.5 | 39 | 0 | 24 | 34 | 6 | 13 |
| 2018-19 | 21-13 | 482/23.0 | 52-126 | .413 | 25-64 | .391 | 9-15 | .600 | 25 | 44 | 69 | 3.3 | 39 | 0 | 12 | 13 | 4 | 11 |
| Total | 83-17 | 482/5.8 | 285-643 | .443 | 134-332 | .404 | 90-124 | .726 | 51 | 178 | 229 | 2.8 | 109 | 0 | 51 | 81 | 13 | 38 |

23 | PATRICK MWAMBA

mm-WAMBA
@patrick29856225
@patrick_kzmwamba

Fr. F 6-5 188 Bukava, Congo NBA Academy Africa Keur Madior International HS

RECORD PERFORMANCES

POINTS

Career 13 vs. UT Tyler (11/6/18)
Season Same As Career
Sun Belt 2, 3x, Last @ Coastal Carolina (1/12/19)

REBOUNDS

Career 9 @ Missouri (12/4/18)
Season Same As Career
Sun Belt 3 @ Coastal Carolina (1/12/19)

ASSISTS

Career 3 @ Tulsa (11/27/18)
Season Same As Career
Sun Belt 2 vs. Georgia State (1/3/19)

STEALS

Career 4 vs. UT Tyler (11/6/18)
Season Same As Career
Sun Belt

FIELD GOALS MADE

Career 5 vs. UT Tyler (11/6/18)
Season Same As Career
Sun Belt 1, 3x, Last @ Coastal Carolina (1/12/19)

FIELD GOALS ATTEMPTED

Career 9 @ #8 Gonzaga (12/18/18)
Season Same As Career
Sun Belt 3 @ Appalachian St. (1/10/19)

FREE THROWS MADE

Career 4 vs. UTRGV (12/1/18)
Season Same As Career
Sun Belt 1 @ Appalachian St. (1/10/19)

FREE THROWS ATTEMPTED

Career 5 vs. UT Tyler (11/6/18)
Season Same As Career
Sun Belt 2 @ Appalachian St. (1/10/19)

3-POINT FIELD GOALS MADE

Career 2 @ North Texas (12/8/18)
Season Same As Career
Sun Belt

3-POINT FIELD GOALS ATTEMPTED

Career 4, 2x, Last @ Cal Poly (12/21/18)
Season Same As Career
Sun Belt 2 @ Appalachian St. (1/10/19)

MINUTES

Career 26, 2x, Last @ Cal Poly (12/21/18)
Season Same As Career
Sun Belt 13 @ Coastal Carolina (1/12/19)

MISCELLANEOUS

| | Year | Career |
|-----------------------|------|--------|
| Double-Figure Points | 1 | 1 |
| 20+ Points | | |
| Double-Doubles | | |
| 5+ Rebounds | 3 | 3 |
| Double-Figure Assists | | |
| Games W/ A Steal | 8 | 8 |

CAREER STATS

HAS NOT PLAYED THE LAST FOUR GAMES (FOOT)

2018-19 NOTEWORTHY

Multiple steals in five games ... 13 points and five rebounds in his collegiate debut versus UT Tyler ... returned to the UTA lineup at Arkansas after missing nearly three full games with an ankle injury ... career-high nine rebounds at Missouri; entered the game with 15 total boards on the year ... made his first two career 3-pointers at North Texas.

HIGH SCHOOL

Became the first NBA Academy Africa graduate to sign with an D-I school and just fourth overall from the seven worldwide NBA Academies. The elite training academy in Senegal is a partnership between the NBA and non-profit SEED Project (Sports for Education and Economic Development), which uses basketball as a platform to engage youth in academic, athletic and leadership programs.

He participated in the first NCAA-sponsored Next Generation Sunday at the 2018 Final Four. The event was designed to provide unprecedented opportunities for potential future student-athletes, and that is exactly what transpired for UTA and Mwamba.

GAME-BY-GAME STATS

| Opponent | Date | gs | min | Total | | 3-Point | | F-Throw | | Rebounds | | | | pf | a | to | blk | stl | pts | avg | |
|--------------------------|----------|----|-----|--------|-------|---------|-------|---------|-------|----------|-----|-----|-----|-----|----|----|-----|-----|-----|------|-----|
| | | | | fg-fga | fg% | 3fg-fga | 3fg% | ft-fa | ft% | off | def | tot | avg | | | | | | | | |
| TEXAS-TYLER | 11/06/18 | * | 20 | 5-7 | .714 | 0-1 | .000 | 3-5 | .600 | 1 | 4 | 5 | 5.0 | 2 | 0 | 0 | 0 | 4 | 13 | 13.0 | |
| NORTHERN IOWA | 11/10/18 | * | 17 | 3-3 | 1.000 | 0-0 | .000 | 0-0 | .000 | 0 | 1 | 1 | 3.0 | 4 | 2 | 2 | 0 | 1 | 6 | 9.5 | |
| TEXAS A&M-CORPUS CHRISTI | 11/16/18 | * | 3 | 1-1 | 1.000 | 0-0 | .000 | 0-0 | .000 | 1 | 0 | 1 | 2.3 | 0 | 0 | 0 | 0 | 0 | 2 | 7.0 | |
| at Arkansas | 11/23/18 | * | 16 | 1-4 | .250 | 0-3 | .000 | 1-2 | .500 | 1 | 2 | 3 | 2.5 | 4 | 0 | 1 | 0 | 0 | 3 | 6.0 | |
| at Tulsa | 11/27/18 | * | 24 | 1-6 | .167 | 0-1 | .000 | 1-2 | .500 | 1 | 3 | 4 | 2.8 | 1 | 3 | 4 | 1 | 3 | 3 | 5.4 | |
| UT RIO GRANDE VALLEY | 12/01/18 | * | 23 | 0-2 | .000 | 0-2 | .000 | 4-4 | 1.000 | 0 | 1 | 1 | 2.5 | 3 | 1 | 2 | 1 | 1 | 4 | 5.2 | |
| at Missouri | 12/04/18 | * | 26 | 1-4 | .250 | 0-1 | .000 | 1-4 | .250 | 4 | 5 | 9 | 3.4 | 2 | 1 | 3 | 0 | 2 | 3 | 4.9 | |
| at North Texas | 12/08/18 | * | 19 | 2-4 | .500 | 2-2 | 1.000 | 0-2 | .000 | 1 | 5 | 6 | 3.8 | 1 | 0 | 1 | 0 | 2 | 6 | 5.0 | |
| at GONZAGA | 12/18/18 | * | 19 | 1-9 | .111 | 0-3 | .000 | 0-0 | .000 | 0 | 0 | 0 | 3.3 | 1 | 1 | 1 | 0 | 3 | 2 | 4.7 | |
| at Cal Poly | 12/21/18 | * | 26 | 1-4 | .250 | 1-3 | .333 | 1-4 | .250 | 0 | 4 | 4 | 3.4 | 2 | 1 | 4 | 0 | 1 | 4 | 4.6 | |
| at Texas | 12/28/18 | * | 16 | 2-4 | .500 | 0-0 | .000 | 0-0 | .000 | 0 | 1 | 1 | 3.2 | 2 | 0 | 2 | 0 | 0 | 4 | 4.6 | |
| GEORGIA STATE | 01/03/19 | * | 8 | 1-2 | .500 | 0-0 | .000 | 0-0 | .000 | 1 | 0 | 1 | 3.0 | 3 | 2 | 0 | 0 | 0 | 2 | 4.3 | |
| GEORGIA SOUTHERN | 01/05/19 | * | 12 | 1-2 | .500 | 0-1 | .000 | 0-0 | .000 | 1 | 1 | 2 | 2.9 | 2 | 0 | 1 | 0 | 0 | 2 | 4.2 | |
| at Appalachian State | 01/10/19 | * | 12 | 0-3 | .000 | 0-2 | .000 | 1-2 | .500 | 0 | 2 | 2 | 2.9 | 0 | 0 | 1 | 0 | 0 | 1 | 3.9 | |
| at Coastal Carolina | 01/12/19 | * | 12 | 1-2 | .500 | 0-1 | .000 | 0-0 | .000 | 1 | 2 | 3 | 2.9 | 4 | 1 | 2 | 0 | 0 | 2 | 3.8 | |
| Totals | | | 6 | 253 | 21-57 | .368 | 3-20 | .150 | 12-25 | .480 | 12 | 31 | 43 | 2.9 | 31 | 12 | 24 | 2 | 17 | 57 | 3.8 |

| Season | GP-GS | Min/Avg | Total | | 3-Ptr | | F-Throws | | Rebounds | | | | PF | FO | A | TO | Blk | Stl | Pts | Avg |
|---------|-------|----------|--------|------|--------|------|----------|------|----------|-----|-----|-----|----|----|----|----|-----|-----|-----|-----|
| | | | FG-FGA | Pct | FG-FGA | Pct | FT-FTA | Pct | Off | Def | Tot | Avg | | | | | | | | |
| 2018-19 | 15-6 | 253/16.9 | 21-57 | .368 | 3-20 | .150 | 12-25 | .480 | 12 | 31 | 43 | 2.9 | 31 | 0 | 12 | 24 | 2 | 17 | 57 | 3.8 |
| Total | 15-6 | 253/16.9 | 21-57 | .368 | 3-20 | .150 | 12-25 | .480 | 12 | 31 | 43 | 2.9 | 31 | 0 | 12 | 24 | 2 | 17 | 57 | 3.8 |

OGDEN'S FIRST SIGNING CLASS



A 6-5, 195-pound forward who hails just down the road from Arlington in Kennedale, Jones will graduate from Kennedale High School next spring and then join the alma mater of his mother, Dr. Yvette Wingate – a former UTA volleyball and track standout.

Bio Blast: Entering his senior season he is ranked as the 41st-best player in the state by Texas Hoops ... averaged 15.6 points per game and connected at a 49-percent clip from the floor last year, leading Kennedale to the second round of the state playoffs ... as a sophomore he was named the District MVP, All-Region First Team and Team Co-MVP ... that same year he also set the school record for offensive rebounds in a game with 12 against Burkburnett ... his high school coach is UTA alumnus Doug Groff, and he plays his AAU ball for Dallas Showtyme under coach 'Big E' Erven Davis.

Ogden's Thoughts: "Tre is an extremely versatile athlete with a high basketball IQ. He fits well into our style, how we want to play and what we as a program want to be about."

Sparling will bring his talents to DFW from the Pacific Northwest as the Washington native is currently a redshirt sophomore at the College of Southern Idaho. Sparling possesses a big, strong 6-7, 230-pound frame and spent his freshman and redshirt freshman seasons at Division-II Central Washington before transferring to the junior college.

Bio Blast: In 19 games so far this year at Southern Idaho, he has started every contest and is averaging 8.8 points and 4.4 rebounds per contest ... transferred to Southern Idaho following his redshirt freshman season at Central Washington in 2017-18 where he averaged 6 points and 3.9 rebounds ... averaged 20 points, 17 rebounds and 5 assists per game as a high school senior, earning First Team All-State honors ... coached at Southern Idaho by Jared Phay.

Ogden's Thoughts: "Coleman possesses a high basketball IQ and is very skilled. He creates an inside-out mismatch which gives us a dynamic playmaker."

An explosive 6-3, 175-pound guard from South Florida, Griffin will join the Mavs as a freshman upon graduating next spring from Westminster Academy in Fort Lauderdale.

Bio Blast: Averaged 17.1 points, 4.8 rebounds and 4.6 assists per game last year as a junior, helping lead his school to back-to-back state championships and third state final game appearance in a row ... all-tournament team member from the state tournament ... all-county selection by the Miami Herald and Sun Sentinel ... competed in the prestigious Kreul Classic and MAIT (Montverde Academy Invitational Tournament) featuring some of the best high school teams in the nation and state of Florida ... coached by Ehren Wallhoff at Westminster.

Ogden's Thoughts: "Sam gives us a true point guard – he's got a point-guard mentality and possesses a point-guard feel. He's also got a very high basketball IQ, and he's simply a winner."

SEASON BOX SCORES

UT TYLER

| UT Tyler - 66 | | Record: 0-0 | | | | | | | | | | | | | | |
|---------------|-----------------|-------------|-------|------|-------|----------|-------|----|----|----|----|--------|----|----|-----|---|
| NO. | Name | Min | FG | 3P | FT | Rebounds | Fouls | TP | AS | TO | ST | Blocks | BS | BA | + | - |
| 11 | Xavier Fogle | F 17:37 | 3-8 | 0-3 | 2-2 | 1 2 3 | 3 1 | 8 | 2 | 0 | 0 | 0 | 1 | 1 | -19 | |
| 0 | Cameron Frank | G 12:03 | 1-2 | 0-1 | 0-0 | 0 2 2 | 2 1 | 2 | 1 | 1 | 0 | 0 | 0 | 0 | -4 | |
| 4 | Omar Mohamed | G 20:28 | 4-6 | 1-3 | 0-1 | 1 3 4 | 2 2 | 9 | 1 | 2 | 0 | 2 | 0 | 0 | -14 | |
| 10 | Davis Moore | G 17:51 | 1-4 | 1-3 | 0-0 | 0 1 1 | 3 1 | 3 | 2 | 4 | 1 | 0 | 1 | 0 | -27 | |
| 2 | Tyrick Bennett | 15:15 | 0-2 | 0-0 | 0 2 1 | 3 0 | 1 0 | 0 | 2 | 0 | 0 | 0 | 0 | 0 | -13 | |
| 3 | Jared Jenkins | 14:42 | 1-3 | 1-3 | 0-0 | 0 2 2 | 1 0 | 3 | 2 | 1 | 0 | 0 | 0 | 0 | -5 | |
| 14 | Chris Craig | 17:37 | 3-6 | 1-3 | 0-0 | 0 0 0 | 2 4 | 10 | 2 | 1 | 1 | 0 | 1 | 1 | 1 | |
| 15 | Corbin Stephens | 08:43 | 0-2 | 0-2 | 0-0 | 1 1 1 | 2 1 | 0 | 0 | 3 | 0 | 0 | 0 | 1 | -6 | |
| 1 | Brad Mason | 11:32 | 2-5 | 1-2 | 2-2 | 0 2 2 | 1 1 | 7 | 4 | 1 | 0 | 0 | 0 | 0 | -10 | |
| 5 | Kaelin Love | 10:41 | 2-3 | 0-0 | 0 2 1 | 3 1 | 0 4 | 0 | 1 | 0 | 1 | 0 | 1 | 0 | -14 | |
| 12 | Trey Teal | 08:30 | 1-3 | 0-1 | 0-0 | 0 2 0 | 2 1 | 0 | 2 | 1 | 0 | 0 | 0 | 0 | 4 | |
| 13 | Montee Randle | 07:39 | 1-1 | 0-1 | 0-0 | 1 1 2 | 0 0 | 3 | 1 | 1 | 0 | 1 | 0 | 0 | 7 | |
| 20 | Darius Alford | 19:34 | 2-9 | 1-4 | 2-3 | 0 4 4 | 2 2 | 7 | 1 | 3 | 1 | 0 | 0 | 0 | -15 | |
| 21 | Lense Ramey | 12:51 | 2-4 | 1-3 | 0-0 | 0 2 2 | 0 1 | 5 | 0 | 2 | 0 | 0 | 0 | 0 | -6 | |
| 23 | Deven Banitt | 04:57 | 1-3 | 1-3 | 0-0 | 0 0 0 | 0 0 | 0 | 0 | 0 | 0 | 0 | 0 | 0 | 1 | |
| Team | | | | | | 0 0 0 | | 0 | 1 | | | | | | | |
| Totals | | | 24-61 | 9-32 | 9-12 | 9 22 31 | 20 15 | 66 | 16 | 24 | 3 | 4 | 4 | 0 | -24 | |

Technical Fouls: NONE

| UT Arlington - 90 | | Record: 1-0 | | | | | | | | | | | | | | |
|-------------------|-----------------------|-------------|-------|------|-------|----------|-------|----|----|----|----|--------|----|----|-----|---|
| NO. | Name | Min | FG | 3P | FT | Rebounds | Fouls | TP | AS | TO | ST | Blocks | BS | BA | + | - |
| 23 | Patrick Mwamba | F 20:50 | 5-7 | 0-1 | 3-5 | 1 4 5 | 2 3 | 13 | 0 | 0 | 4 | 0 | 0 | 0 | 29 | |
| 0 | Brian Warren | G 16:31 | 2-7 | 1-3 | 6-7 | 1 1 2 | 4 5 | 11 | 2 | 1 | 0 | 0 | 0 | 0 | -3 | |
| 4 | David Azore | G 21:28 | 4-12 | 1-3 | 6-7 | 3 3 6 | 0 4 | 15 | 1 | 1 | 1 | 0 | 0 | 0 | 25 | |
| 5 | Edric Dennis | G 22:16 | 8-14 | 2-4 | 2-2 | 2 1 3 | 1 3 | 20 | 4 | 1 | 1 | 0 | 1 | 0 | 19 | |
| 10 | Radshad Davis | G 24:21 | 5-9 | 2-5 | 1-1 | 2 4 6 | 2 1 | 13 | 1 | 2 | 2 | 0 | 1 | 0 | 30 | |
| 11 | Ike Durham | 03:12 | 0-0 | 0-0 | 0-0 | 0 0 0 | 0 0 | 0 | 0 | 0 | 0 | 0 | 0 | 0 | -5 | |
| 3 | Ayoub Nohi | 13:02 | 1-2 | 0-1 | 0-0 | 0 0 0 | 0 0 | 3 | 0 | 2 | 1 | 0 | 0 | 0 | 0 | |
| 22 | TiAndre Jackson-Young | 18:33 | 0-3 | 0-2 | 0-0 | 1 1 2 | 2 0 | 0 | 0 | 0 | 0 | 0 | 0 | 0 | -13 | |
| 13 | Jabari Narcis | 17:02 | 3-7 | 0-2 | 0-0 | 2 9 11 | 0 0 | 6 | 0 | 3 | 2 | 2 | 2 | 2 | 5 | |
| 2 | DJ Bryant | 23:29 | 1-2 | 0-1 | 3-4 | 1 3 4 | 0 4 | 5 | 5 | 2 | 2 | 1 | 0 | 0 | 30 | |
| 15 | Scott Muirhead | 03:26 | 1-2 | 1-2 | 0-0 | 0 0 0 | 0 0 | 0 | 0 | 0 | 0 | 0 | 0 | 0 | 1 | |
| 21 | Pedro Castro | 15:47 | 1-6 | 0-4 | 0-0 | 0 3 3 | 0 0 | 2 | 0 | 0 | 0 | 1 | 0 | 0 | 4 | |
| 30 | Patrick Binzer | 00:03 | 0-0 | 0-0 | 0-0 | 0 0 0 | 0 0 | 0 | 0 | 0 | 0 | 0 | 0 | 0 | -3 | |
| Team | | | | | | 0 0 0 | | 0 | 2 | | | | | | | |
| Totals | | | 31-71 | 7-28 | 21-26 | 13 29 42 | 16 20 | 90 | 14 | 13 | 12 | 4 | 4 | 0 | 24 | |

Technical Fouls: Durham 2; 8:30

| UTT | | UTA | | Points from | | Turnovers | | Period by Period Scoring | |
|------------------|---------------------------|----------------------------|--|---------------|-----|-----------|--|--------------------------|----------|
| Biggest lead | 5 (1 st 16:16) | 33 (2 nd 17:32) | | 1st | 2nd | TOT | | 1st | 2nd |
| Best Scoring Run | 11 (2 nd 2:41) | 21 (1 st 9:53) | | Paint | 16 | 42 | | UTT | 25 41 66 |
| Lead Changes | 4 | | | Second Chance | 10 | 13 | | UTA | 51 39 90 |
| Times Tied | 2 | | | Fast Breaks | 13 | 33 | | | |
| Time with Lead | 02:24 | 36:53 | | Bench | 44 | 18 | | | |

TEXAS A&M-CORPUS CHRISTI

| Texas A&M-Corpus Christi - 73 | | Record: 3-1 | | | | | | | | | | | | | | |
|-------------------------------|----------------|-------------|-------|------|------|----------|-------|----|----|----|----|--------|----|----|----|---|
| NO. | Name | Min | FG | 3P | FT | Rebounds | Fouls | TP | AS | TO | ST | Blocks | BS | BA | + | - |
| 35 | Tony Lewis | F 30:05 | 9-15 | 0-1 | 0-0 | 0 6 6 | 3 0 | 18 | 0 | 2 | 0 | 0 | 0 | 0 | 16 | |
| 2 | Myles Smith | G 28:31 | 9-15 | 1-1 | 2-2 | 4 2 6 | 2 2 | 21 | 1 | 1 | 0 | 0 | 2 | 6 | | |
| 4 | Jashawn Talton | G 19:37 | 1-3 | 0-1 | 0-0 | 2 5 7 | 3 5 | 2 | 1 | 2 | 0 | 0 | 0 | 1 | 0 | |
| 11 | Kareem South | G 34:15 | 4-11 | 1-3 | 1-2 | 4 3 7 | 2 3 | 10 | 4 | 0 | 2 | 0 | 1 | 1 | 11 | |
| 22 | Emmanuel Toney | G 22:34 | 3-7 | 2-3 | 4-6 | 1 4 5 | 0 0 | 4 | 12 | 8 | 1 | 3 | 1 | 1 | -3 | |
| 1 | Tre Gray | 01:51 | 0-0 | 0-0 | 0-0 | 0 0 0 | 0 0 | 0 | 0 | 0 | 1 | 0 | 0 | 0 | -5 | |
| 0 | Kyle Brown | 01:15 | 0-0 | 0-0 | 0-0 | 0 0 0 | 0 0 | 0 | 0 | 0 | 0 | 0 | 0 | 0 | -2 | |
| 14 | Elijah Schmidt | 17:02 | 1-1 | 0-0 | 0-0 | 1 1 2 | 1 0 | 2 | 0 | 0 | 0 | 0 | 0 | 0 | 6 | |
| 23 | Jalon Clark | 04:17 | 0-1 | 0-1 | 0-0 | 0 0 0 | 0 0 | 0 | 0 | 0 | 0 | 0 | 0 | 0 | -5 | |
| 15 | Ishad Hunt | 11:44 | 2-4 | 0-0 | 0-0 | 1 0 1 | 2 1 | 4 | 1 | 2 | 0 | 1 | 0 | 0 | 0 | |
| 45 | Jake Babic | 24:25 | 1-6 | 1-5 | 1-3 | 0 2 2 | 3 2 | 4 | 3 | 1 | 1 | 0 | 1 | 0 | 1 | |
| Team | | | | | | 0 2 2 | | 0 | 1 | | | | | | | |
| Totals | | | 30-63 | 5-15 | 8-13 | 13 25 38 | 17 17 | 73 | 18 | 11 | 6 | 2 | 5 | 6 | | |

Technical Fouls: NONE

| UT Arlington - 67 | | Record: 2-1 | | | | | | | | | | | | | | |
|-------------------|-----------------------|-------------|-------|------|-------|----------|-------|----|----|----|----|--------|----|----|-----|---|
| NO. | Name | Min | FG | 3P | FT | Rebounds | Fouls | TP | AS | TO | ST | Blocks | BS | BA | + | - |
| 23 | Patrick Mwamba | F 02:40 | 1-1 | 0-0 | 0-0 | 1 0 1 | 0 0 | 2 | 0 | 0 | 0 | 0 | 0 | 0 | 4 | |
| 0 | Brian Warren | G 36:13 | 10-14 | 4-7 | 2-2 | 0 1 1 | 2 4 | 26 | 3 | 2 | 1 | 0 | 0 | 0 | -5 | |
| 4 | David Azore | G 28:02 | 3-14 | 0-5 | 4-4 | 1 1 2 | 4 4 | 10 | 1 | 4 | 1 | 0 | 2 | -2 | | |
| 5 | Edric Dennis | G 26:42 | 2-10 | 1-7 | 3-6 | 3 4 7 | 0 3 | 8 | 1 | 3 | 0 | 0 | 0 | 0 | -4 | |
| 10 | Radshad Davis | G 32:45 | 1-8 | 0-6 | 0-0 | 2 5 7 | 0 0 | 2 | 0 | 0 | 1 | 3 | 0 | 0 | -17 | |
| 3 | Ayoub Nohi | 09:46 | 1-1 | 0-0 | 1-2 | 0 2 2 | 1 1 | 3 | 0 | 1 | 0 | 0 | 0 | 0 | 7 | |
| 13 | Jabari Narcis | 17:37 | 1-2 | 0-1 | 1-1 | 0 2 2 | 2 1 | 3 | 0 | 0 | 1 | 2 | 0 | 0 | 6 | |
| 21 | Pedro Castro | 02:40 | 0-2 | 0-2 | 0-0 | 0 0 0 | 0 0 | 0 | 0 | 0 | 0 | 0 | 0 | 0 | -3 | |
| 2 | DJ Bryant | 24:02 | 2-3 | 1-1 | 4-4 | 0 2 2 | 4 3 | 9 | 4 | 2 | 0 | 0 | 0 | 0 | -7 | |
| 22 | TiAndre Jackson-Young | 19:33 | 2-6 | 0-3 | 0-2 | 2 3 5 | 4 1 | 4 | 0 | 0 | 0 | 0 | 0 | 0 | -9 | |
| Team | | | | | | 2 0 2 | | 0 | 0 | | | | | | | |
| Totals | | | 23-61 | 6-32 | 15-21 | 11 20 31 | 17 17 | 67 | 9 | 12 | 4 | 5 | 2 | 6 | | |

Technical Fouls: NONE

| A&M-CC | | UTA | | Points from | | Turnovers | | Period by Period Scoring | |
|------------------|----------------------------|---------------------------|--|---------------|-----|-----------|--|--------------------------|----------|
| Biggest lead | 6 (2 nd 0:07) | 12 (1 st 4:57) | | 1st | 2nd | TOT | | 1st | 2nd |
| Best Scoring Run | 11 (2 nd 17:20) | 6 (1 st 6:10) | | Paint | 38 | 22 | | A&M-CC | 30 43 73 |
| Lead Changes | 8 | | | Second Chance | 20 | 11 | | UTA | 39 28 67 |
| Times Tied | 7 | | | Fast Breaks | 9 | 10 | | | |
| Time with Lead | 05:55 | 29:18 | | Bench | 10 | 19 | | | |

NORTHERN IOWA

| Northern Iowa - 65 | | Record: 1-1 | | | | | | | | | | | | | | |
|--------------------|------------------|-------------|-------|------|-------|----------|-------|----|----|----|----|--------|----|----|----|---|
| NO. | Name | Min | FG | 3P | FT | Rebounds | Fouls | TP | AS | TO | ST | Blocks | BS | BA | + | - |
| 34 | Luke McDonnell | F 15:32 | 2-3 | 0-0 | 0-0 | 2 2 4 | 3 0 | 4 | 1 | 0 | 0 | 0 | 0 | 0 | -9 | |
| 4 | AJ Green | G 34:38 | 6-17 | 1-8 | 4-4 | 0 5 5 | 4 5 | 17 | 1 | 5 | 1 | 2 | 0 | 0 | -7 | |
| 11 | Trae Berhow | G 28:07 | 1-5 | 0-3 | 5-7 | 0 6 6 | 3 3 | 7 | 0 | 2 | 0 | 0 | 0 | 0 | -5 | |
| 22 | Wyatt Lohaus | G 26:47 | 1-4 | 0-2 | 2-2 | 0 2 2 | 3 2 | 4 | 0 | 1 | 0 | 0 | 1 | 0 | -7 | |
| 24 | Isaiah Brown | G 38:48 | 6-14 | 0-5 | 3-5 | 0 5 5 | 1 4 | 15 | 2 | 2 | 1 | 2 | 0 | 0 | -9 | |
| 20 | Shandon Goldman | 02:05 | 0-0 | 0-0 | 0-2 | 0 0 0 | 0 1 | 0 | 0 | 0 | 0 | 1 | 0 | 0 | 0 | |
| 3 | Tywon Pickford | 24:07 | 3-6 | 0-0 | 1-2 | 1 2 3 | 1 2 | 7 | 3 | 0 | 0 | 1 | 0 | 0 | 0 | |
| 50 | Austin Phyle | 07:28 | 1-2 | 0-0 | 0-0 | 1 0 1 | 3 1 | 2 | 0 | 0 | 1 | 0 | 0 | 0 | -3 | |
| 15 | Justin Dahl | 01:47 | 0-0 | 0-0 | 0-0 | 0 0 0 | 0 0 | 0 | 0 | 0 | 0 | 0 | 0 | 0 | 2 | |
| 30 | Spencer Haldeman | 15:52 | 2-4 | 2-3 | 3-5 | 1 2 3 | 5 3 | 9 | 0 | 0 | 2 | 0 | 0 | 0 | 3 | |
| 10 | Miles Wentzien | 04:49 | 0-1 | 0-1 | 0-0 | 0 0 0 | 1 0 | 0 | 1 | 0 | 0 | 0 | 0 | 0 | -5 | |
| Team | | | | | | 0 0 0 | | 0 | 0 | | | | | | | |
| Totals | | | 22-56 | 3-22 | 18-27 | 5 24 29 | 24 21 | 65 | 8 | 10 | 5 | 6 | 1 | 0 | -9 | |

Technical Fouls: NONE

| UT Arlington - 74 | | Record: 2-0 | | | | | | | | | | | | | | |
|-------------------|-------------------------|-------------|-------|------|-------|----------|-------|----|----|----|----|--------|----|----|-------------------------------------------------------------------------------|--|
| NO. | Name | Min | FG | 3P | FT | Rebounds | Fouls | TP | AS | TO | ST | Blocks | BS | BA | +/- | |
| 23 | Patrick Mwamba | F 17:27 | 3-3 | 0-0 | 0-0 | 0 1 1 | 4 0 | 6 | 2 | 2 | 1 | 0 | 0 | 5 | 1st FG% 9-22 40.9% 3PT% 0-7 0.0% FT% 14-18 77.8% 1st FG% 14-29 48.3% | |
| 0 | Brian Warren | G 30:43 | 8-12 | 0-2 | 3-5 | 0 1 1 | 3 4 | 16 | 4 | 1 | 0 | 0 | 1 | 15 | | |
| 4 | David Azore | G 33:47 | 4-11 | 0-2 | 8-8 | 0 1 3 | 3 5 | 19 | 3 | 2 | 0 | 3 | 0 | 12 | | |
| 5 | Eric Owens | F 35:38 | 3-11 | 2-6 | 3-4 | 1 0 1 | 1 2 | 3 | 0 | 0 | 0 | 0 | 0 | 1 | 2nd FG% 11-22 50.0% 3PT% 5-12 41.7% FT% 9-13 69.2% | |
| 10 | Rashad Davis | G 24:29 | 1-3 | 1-1 | 6-8 | 1 10 11 | 3 6 | 9 | 0 | 2 | 0 | 1 | 0 | -1 | GM FG% 23-51 45.1% 3PT% 5-19 26.3% FT% 23-31 74.2% | |
| 21 | Pedro Castro | C 03:54 | 0-1 | 0-0 | 0-0 | 0 0 0 | 0 0 | 0 | 0 | 0 | 0 | 0 | 0 | -1 | Dead Ball Rebounds: 4-3 | |
| 3 | Ayoub Nohi | C 05:26 | 0-1 | 0-1 | 0-0 | 0 0 0 | 0 0 | 0 | 0 | 1 | 0 | 0 | 0 | 4 | | |
| 13 | Jabari Narcis | C 03:26 | 0-1 | 0-1 | 1-2 | 1 0 1 | 1 2 | 1 | 0 | 0 | 0 | 0 | 0 | -1 | | |
| 2 | DJ Bryant | C 20:43 | 1-3 | 1-3 | 2-2 | 2 2 2 | 4 2 | 5 | 0 | 0 | 2 | 0 | 0 | -3 | | |
| 22 | TiAndre Jackson-Johnson | C 24:12 | 3-5 | 1-2 | 0-2 | 4 3 7 | 2 3 | 7 | 1 | 2 | 0 | 0 | 1 | 7 | | |
| Team | | | | | | | | | | 0 | 1 | | | | | |
| Totals | | | 23-51 | 5-19 | 23-31 | 7 30 37 | 21 24 | 74 | 13 | 14 | 8 | 1 | 6 | 9 | | |

SEASON BOX SCORES

@ RV INDIANA

UT Arlington - 64

Record: 3-2

| NO. | Name | Min | FG | 3P | FT | Rebounds | Fouls | TP | AS | TO | ST | Blocks | BA | + | - |
|--------|-----------------------|---------|-------|------|------|----------|-------|----|----|----|----|--------|----|---|-----|
| | | | M-A | M-A | M-A | OR | DR | PF | | | | BS | | | |
| 3 | Ayoub Nouhi | F 07:09 | 0-0 | 0-0 | 0-0 | 1 | 0 | 1 | 0 | 0 | 1 | 0 | 0 | 0 | -7 |
| 0 | Brian Warren | G 26:15 | 5-12 | 3-7 | 1-2 | 0 | 1 | 1 | 3 | 4 | 3 | 3 | 0 | 0 | -11 |
| 2 | DJ Bryant | G 24:17 | 0-1 | 0-1 | 0-0 | 0 | 0 | 0 | 1 | 2 | 0 | 3 | 1 | 5 | 0 |
| 10 | Radshad Davis | G 33:23 | 5-11 | 1-4 | 1-2 | 1 | 5 | 6 | 4 | 1 | 12 | 1 | 4 | 0 | 1 |
| 22 | TiAndre Jackson-Young | G 24:58 | 1-3 | 0-2 | 0-0 | 0 | 0 | 0 | 4 | 0 | 2 | 0 | 0 | 1 | 0 |
| 5 | Edric Dennis | 31:08 | 6-15 | 3-10 | 4-4 | 0 | 1 | 1 | 1 | 2 | 19 | 0 | 4 | 1 | 0 |
| 21 | Pedro Castro | 15:42 | 0-2 | 0-2 | 0-0 | 1 | 1 | 2 | 0 | 0 | 0 | 0 | 0 | 0 | 0 |
| 4 | David Azore | 24:00 | 4-8 | 0-1 | 2-2 | 0 | 1 | 1 | 4 | 2 | 10 | 0 | 4 | 2 | 0 |
| 13 | Jabari Narcis | 13:08 | 3-4 | 1-2 | 0-0 | 3 | 4 | 7 | 4 | 1 | 7 | 0 | 0 | 0 | 1 |
| Team | | | | | | | | | | | | | | | |
| Totals | | | 24-56 | 8-29 | 8-10 | 7 | 18 | 25 | 23 | 12 | 64 | 7 | 18 | 9 | 1 |

Technical Fouls: Coach 2nd 18:13

| Shooting By Period | | | |
|------------------------|------|-------|-------|
| 1 st | FG% | 8-25 | 32.0% |
| | 3PT% | 1-12 | 8.3% |
| | FT% | 5-6 | 83.3% |
| 2 nd | FG% | 16-31 | 51.6% |
| | 3PT% | 7-17 | 41.2% |
| | FT% | 3-4 | 75% |
| GM | FG% | 24-56 | 42.9% |
| | 3PT% | 8-29 | 27.6% |
| | FT% | 8-10 | 80.0% |
| Dead Ball Rebounds: 3, | | | |

Indiana - 78

Record: 4-1

| NO. | Name | Min | FG | 3P | FT | Rebounds | Fouls | TP | AS | TO | ST | Blocks | BA | + | - |
|--------|-----------------|---------|-------|------|-------|----------|-------|----|----|----|----|--------|----|---|---|
| | | | M-A | M-A | M-A | OR | DR | PF | | | | BS | | | |
| 3 | Justin Smith | F 34:19 | 5-8 | 0-0 | 3-4 | 0 | 5 | 5 | 1 | 3 | 13 | 2 | 6 | 1 | 0 |
| 13 | Juwan Morgan | F 35:37 | 9-11 | 0-0 | 5-9 | 6 | 4 | 10 | 3 | 7 | 23 | 4 | 3 | 2 | 3 |
| 0 | Romeo Langford | G 34:25 | 7-14 | 0-3 | 2-2 | 3 | 5 | 8 | 1 | 4 | 16 | 2 | 4 | 1 | 0 |
| 1 | Ajamir Durham | G 31:09 | 2-6 | 1-4 | 1-1 | 0 | 0 | 0 | 0 | 1 | 6 | 1 | 1 | 0 | 0 |
| 10 | Rob Phinisee | G 38:36 | 4-9 | 0-1 | 0-0 | 0 | 3 | 3 | 4 | 3 | 8 | 4 | 2 | 3 | 0 |
| 23 | Damezi Anderson | 17:47 | 3-4 | 1-2 | 0-0 | 0 | 1 | 1 | 3 | 0 | 7 | 2 | 1 | 0 | 0 |
| 55 | Evan Fitzner | 28:07 | 0-3 | 0-2 | 5-7 | 0 | 5 | 1 | 4 | 5 | 2 | 1 | 0 | 0 | 0 |
| Team | | | | | | | | | | | | | | | |
| Totals | | | 30-55 | 2-12 | 16-23 | 9 | 24 | 33 | 12 | 22 | 78 | 17 | 18 | 7 | 4 |

Technical Fouls: NONE

| Shooting By Period | | | |
|--------------------------|------|-------|-------|
| 1 st | FG% | 16-30 | 53.3% |
| | 3PT% | 1-10 | 10.0% |
| | FT% | 6-7 | 85.7% |
| 2 nd | FG% | 14-25 | 56.0% |
| | 3PT% | 1-2 | 50.0% |
| | FT% | 10-16 | 62.5% |
| GM | FG% | 30-55 | 54.5% |
| | 3PT% | 2-12 | 16.7% |
| | FT% | 16-23 | 69.6% |
| Dead Ball Rebounds: 4, 0 | | | |

| | UTA | IND |
|------------------|---------------------------|----------------------------|
| Biggest lead | 0 (1 st 20:00) | 20 (2 nd 18:36) |
| Best Scoring Run | 6 (2 nd 16:47) | 9 (1 st 1:36) |
| Lead Changes | 0 | |
| Times Tied | 0 | |
| Time with Lead | 00:00 | 38:04 |

| Points from | UTA | IND |
|---------------|-----|-----|
| Turnovers | 12 | 15 |
| Paint | 26 | 52 |
| Second Chance | 7 | 11 |
| Fast Breaks | 6 | 25 |
| Bench | 36 | 12 |

| Period by Period Scoring | 1st | 2nd | TOT |
|--------------------------|-----|-----|-----|
| UTA | 22 | 42 | 64 |
| IND | 39 | 39 | 78 |

1-Point Game With 6 Minutes Remaining After UTA Cut A 20-Point 2nd-Half Deficit Down.

@ TULSA

UT Arlington 58 • 3-4

| ## | Player | Min | FG | 3P | FT | Rebounds | Fouls | TP | AS | TO | ST | Blocks | BA | + | - |
|--------|-----------------------|--------|-------|------|------|----------|-------|----|----|----|----|--------|----|----|-----|
| | | | M-A | M-A | M-A | OR | DR | PF | | | | BS | | | |
| 13 | Narcis, Jabari | f 2-2 | 0-0 | 0-0 | 0-0 | 1 | 2 | 3 | 0 | 4 | 0 | 0 | 0 | 0 | 17 |
| 23 | Mwamba, Patrick | f 1-6 | 0-1 | 1-2 | 1 | 3 | 4 | 1 | 3 | 3 | 4 | 1 | 3 | 24 | 31 |
| 00 | Warren, Brian | g 5-13 | 2-7 | 3-4 | 0 | 3 | 3 | 2 | 15 | 7 | 1 | 0 | 1 | 0 | 1 |
| 04 | Azore, David | g 2-4 | 0-2 | 0-0 | 0 | 1 | 1 | 1 | 4 | 1 | 3 | 0 | 0 | 0 | 14 |
| 05 | Dennis, Edric | g 4-9 | 1-5 | 1-2 | 1 | 2 | 3 | 0 | 10 | 1 | 2 | 0 | 0 | 0 | 24 |
| 02 | Bryant, DJ | g 0-2 | 0-2 | 2-2 | 1 | 3 | 4 | 2 | 2 | 3 | 0 | 0 | 0 | 0 | 16 |
| 03 | Nouhi, Ayoub | g 0-1 | 0-1 | 0-2 | 0 | 0 | 0 | 1 | 0 | 0 | 1 | 0 | 0 | 0 | 10 |
| 10 | Davis, Radshad | 5-11 | 0-2 | 0-0 | 2 | 1 | 3 | 1 | 10 | 0 | 1 | 0 | 0 | 0 | 24 |
| 20 | Ibarguen, Andres | 2-6 | 0-0 | 2-3 | 2 | 3 | 5 | 2 | 6 | 0 | 1 | 2 | 1 | 2 | 22 |
| 21 | Castro, Pedro | 0-1 | 0-0 | 0-0 | 2 | 2 | 4 | 0 | 0 | 0 | 0 | 0 | 0 | 0 | 3 |
| 22 | Jackson-Young, TiAndr | 2-4 | 0-0 | 0-0 | 1 | 4 | 5 | 0 | 4 | 0 | 1 | 0 | 0 | 0 | 15 |
| Team | | | | | | | | | | | | | | | |
| Totals | | | 23-59 | 3-20 | 9-15 | 17 | 25 | 42 | 10 | 58 | 15 | 16 | 3 | 6 | 200 |

FG % 1st Half: 13-32 40.6% 2nd half: 10-27 37.0% Game: 23-59 39.0%
3FG % 1st Half: 3-11 27.3% 2nd half: 0-9 0.0% Game: 3-20 15.0%
FT % 1st Half: 2-4 50.0% 2nd half: 7-11 63.6% Game: 9-15 60.0%

Tulsa 72 • 5-2

| ## | Player | Min | FG | 3P | FT | Rebounds | Fouls | TP | AS | TO | ST | Blocks | BA | + | - |
|--------|------------------|---------|-------|-------|-----|----------|-------|----|----|----|----|--------|----|----|-----|
| | | | M-A | M-A | M-A | OR | DR | PF | | | | BS | | | |
| 01 | IGBANU, Martins | f 5-8 | 0-0 | 0-0 | 1 | 3 | 4 | 1 | 10 | 1 | 0 | 0 | 0 | 1 | 29 |
| 02 | JEFFRIES, DaQuan | f 10-11 | 4-5 | 0-1 | 1 | 3 | 4 | 1 | 24 | 1 | 1 | 1 | 2 | 2 | 28 |
| 00 | BARNES, Chris | g 2-7 | 0-0 | 0-0 | 0 | 1 | 1 | 1 | 4 | 0 | 4 | 0 | 0 | 0 | 16 |
| 04 | TAPLIN, Sterling | g 2-7 | 0-2 | 0-2 | 0 | 3 | 3 | 4 | 4 | 4 | 3 | 0 | 0 | 0 | 25 |
| 05 | KORITA, Lawson | g 4-9 | 2-5 | 0-0 | 2 | 3 | 5 | 1 | 10 | 2 | 0 | 0 | 0 | 2 | 36 |
| 03 | JOINER, Elijah | 3-5 | 3-4 | 2-2 | 0 | 1 | 1 | 3 | 11 | 4 | 0 | 0 | 0 | 4 | 23 |
| 10 | SCOTT, Curran | 1-4 | 0-0 | 0-0 | 0 | 1 | 1 | 1 | 2 | 2 | 1 | 0 | 1 | 1 | 18 |
| 23 | MOORE, Zeke | 0-3 | 0-0 | 0-0 | 0 | 0 | 0 | 0 | 0 | 0 | 0 | 0 | 0 | 0 | 2 |
| 41 | HORNE, Jeriah | 2-4 | 1-2 | 0-0 | 1 | 5 | 6 | 1 | 5 | 1 | 1 | 2 | 0 | 0 | 17 |
| 44 | FALOKUN, Simon | 0-1 | 0-0 | 2-2 | 1 | 1 | 2 | 0 | 2 | 0 | 0 | 1 | 0 | 0 | 6 |
| Team | | | | | | | | | | | | | | | |
| Totals | | | 29-59 | 10-18 | 4-7 | 7 | 21 | 28 | 13 | 72 | 15 | 10 | 4 | 10 | 200 |

FG % 1st Half: 13-33 39.4% 2nd half: 16-26 61.5% Game: 29-59 49.2%
3FG % 1st Half: 5-9 55.6% 2nd half: 5-9 55.6% Game: 10-18 55.6%
FT % 1st Half: 0-0 0.0% 2nd half: 4-7 57.1% Game: 4-7 57.1%

Officials: Don Dally, Patrick Evans, Clarence Armstrong
Technical fouls: UT Arlington-None. Tulsa-JOINER, Elijah 2.
Attendance: 3107

| Score by periods | 1st | 2nd | Total |
|------------------|-----|-----|-------|
| UT Arlington | 31 | 27 | 58 |
| Tulsa | 31 | 41 | 72 |

| Points | In | Off | 2nd | Fast | Bench |
|--------|----|-----|-----|------|-------|
| UTA | 36 | 8 | 9 | 8 | 22 |
| TLS | 34 | 26 | 15 | 6 | 20 |

Last FG - UTA 2nd-02:52, TLS 2nd-01:34.
Largest lead - UTA by 10 1st-12:00, TLS by 18 2nd-05:16.
UTA led for 16:30. TLS led for 22:15. Game was tied for 01:15.

4-Point Game With 10 Minutes Remaining.

@ RV ARKANSAS

UT Arlington 60 • 3-3

| ## | Player | Min | FG | 3P | FT | Rebounds | Fouls | TP | AS | TO | ST | Blocks | BA | + | - |
|--------|-----------------------|-------|-------|------|-------|----------|-------|----|----|----|----|--------|----|----|-----|
| | | | M-A | M-A | M-A | OR | DR | PF | | | | BS | | | |
| 13 | NARCIS, JABARI | f 1-3 | 0-1 | 1-2 | 1 | 5 | 6 | 3 | 3 | 0 | 1 | 0 | 0 | 0 | 18 |
| 00 | WARREN, BRIAN | 4-16 | 0-5 | 7-10 | 1 | 2 | 3 | 4 | 15 | 3 | 4 | 0 | 3 | 36 | |
| 02 | BRYANT, DJ | 0-2 | 0-2 | 0-0 | 0 | 0 | 0 | 5 | 0 | 0 | 0 | 0 | 0 | 1 | 18 |
| 05 | DENNIS, EDIC | 5-14 | 4-9 | 5-6 | 0 | 5 | 4 | 19 | 0 | 3 | 0 | 1 | 20 | | |
| 10 | DAVIS, RADSHAD | 1-3 | 0-0 | 0-0 | 1 | 3 | 4 | 2 | 2 | 0 | 2 | 0 | 1 | 24 | |
| 03 | NOUHI, AYOUB | 3-4 | 0-1 | 0-0 | 2 | 2 | 4 | 2 | 6 | 0 | 2 | 0 | 1 | 15 | |
| 04 | AZORE, DAVID | 1-3 | 0-0 | 3-4 | 0 | 5 | 5 | 5 | 2 | 4 | 1 | 0 | 20 | | |
| 21 | CASTRO, PEDRO | 0-1 | 0-1 | 3-0 | 0 | 0 | 0 | 1 | 1 | 2 | 0 | 0 | 1 | 7 | |
| 22 | JACKSON-YOUNG, TIANDR | 2-5 | 2-5 | 0-0 | 0 | 2 | 2 | 1 | 6 | 0 | 2 | 0 | 1 | 26 | |
| 23 | MWAMBA, PATRICK | 1-4 | 0-3 | 1-2 | 1 | 2 | 3 | 4 | 3 | 0 | 1 | 0 | 0 | 16 | |
| Team | | | | | | | | | | | | | | | |
| Totals | | | 18-55 | 6-27 | 18-27 | 9 | 27 | 36 | 34 | 60 | 7 | 19 | 2 | 8 | 200 |

Arkansas 78 • 4-1

| # | Player | Total | | 3-Ptr | | Rebounds | | | PF | TP | A | T | Blk | Stl | Min |
|--------|-------------------|--------|--------|--------|-------|----------|-----|----|----|----|----|----|-----|-----|-----|
| | | FG-FGA | FG-FGA | FT-FTA | Off | Def | Tot | | | | | | | | |
| 02 | Adrio Bailey | f | 4-6 | 0-0 | 6-8 | 2 | 3 | 5 | 2 | 14 | 1 | 1 | 2 | 3 | 24 |
| 10 | Daniel Gafford | f | 6-10 | 0-0 | 9-10 | 2 | 3 | 5 | 21 | 0 | 1 | 1 | 0 | 2 | 23 |
| 01 | Isaiah Joe | 3-9 | 2-5 | 2-2 | 1 | 2 | 3 | 3 | 10 | 3 | 1 | 0 | 1 | 0 | 26 |
| 09 | Jalen Harris | 3-6 | 0-1 | 8-11 | 0 | 3 | 3 | 1 | 14 | 6 | 1 | 0 | 0 | 0 | 31 |
| 13 | Mason Jones | 4-4 | 0-3 | 4-4 | 1 | 4 | 5 | 4 | 6 | 0 | 2 | 0 | 0 | 0 | 25 |
| 00 | Desi Sills | 1-3 | 0-2 | 1-3 | 1 | 0 | 1 | 1 | 3 | 2 | 4 | 0 | 1 | 0 | 15 |
| 11 | K. Embury-Simpson | 0-5 | 0-4 | 2-2 | 0 | 3 | 3 | 1 | 2 | 0 | 1 | 0 | 0 | 0 | 18 |
| 15 | Jonathan Holmes | 0-1 | 0-0 | 0-0 | 0 | 0 | 0 | 0 | 0 | 0 | 0 | 0 | 0 | 0 | 1 |
| 22 | Gabe Osabuohien | 0-1 | 0-0 | 0-2 | 1 | 1 | 2 | 5 | 2 | 1 | 0 | 1 | 0 | 1 | 13 |
| 00 | Ethan Henderson | 0-0 | 0-0 | 0-0 | 0 | 2 | 2 | 1 | 0 | 0 | 0 | 0 | 0 | 0 | 2 |
| 25 | Jordan Phillips | 0-2 | 0-1 | 2-2 | 0 | 1 | 1 | 0 | 2 | 0 | 0 | 0 | 0 | 0 | 4 |
| 35 | Reggie Chaney | 4-7 | 0-0 | 0-2 | 2 | 6 | 8 | 3 | 8 | 0 | 3 | 1 | 0 | 0 | 18 |
| | Team | | | | 4 | 4 | 8 | | | | | | | | |
| Totals | | | 21-55 | 2-16 | 34-46 | 14 | 32 | 46 | 25 | 78 | 15 | 16 | 4 | 7 | 200 |

SEASON BOX SCORES

@ MISSOURI

UTA 45 • 3-6

| # | Player | Total | | 3-Ptr | | Rebounds | | PF | TP | A | TO | Blk | Stl | Min |
|--------|-----------------------|--------|--------|--------|---------|----------|-----|----|----|---|----|-----|-----|-----|
| | | FG-FGA | FG-FGA | FT-FTA | FT-FTA | Off | Def | | | | | | | |
| 00 | Warren, Brian | * 3-14 | 2-10 | 0-0 | 0 0 0 | 1 | 8 | 4 | 2 | 0 | 1 | 27 | | |
| 04 | Azore, David | * 0-4 | 0-0 | 0-0 | 0 1 1 | 2 | 0 | 1 | 3 | 0 | 1 | 19 | | |
| 10 | Davis, Radshad | * 2-3 | 0-1 | 2-2 | 1 4 5 | 1 | 6 | 1 | 3 | 1 | 1 | 27 | | |
| 20 | Ibarguen, Andres | * 4-7 | 0-0 | 1-3 | 2 4 6 | 1 | 9 | 1 | 4 | 1 | 0 | 26 | | |
| 23 | Mwamba, Patrick | * 1-4 | 0-1 | 1-4 | 4 5 9 | 2 | 3 | 1 | 3 | 0 | 2 | 26 | | |
| 02 | Bryant, DJ | 1-1 | 0-0 | 0-0 | 0 0 0 | 1 | 2 | 2 | 1 | 0 | 1 | 13 | | |
| 03 | Nouhi, Ayoub | 0-1 | 0-1 | 0-0 | 0 0 0 | 0 | 0 | 0 | 0 | 0 | 0 | 10 | | |
| 13 | Narcis, Jabari | 2-3 | 0-0 | 0-0 | 0 1 1 | 2 | 4 | 0 | 2 | 0 | 0 | 14 | | |
| 21 | Castro, Pedro | 3-6 | 2-4 | 0-0 | 0 3 3 | 2 | 8 | 1 | 2 | 0 | 0 | 24 | | |
| 22 | Jackson-Young, TiAndr | 2-3 | 1-1 | 0-0 | 0 0 0 | 1 | 5 | 0 | 1 | 0 | 0 | 14 | | |
| Team | | | | | 0 2 2 | | | | | | | | | |
| Totals | | 18-46 | 5-18 | 4-11 | 7 20 27 | 13 | 45 | 11 | 21 | 2 | 6 | 200 | | |

FG % 1st Half: 9-20 45.0% 2nd half: 9-26 34.6% Game: 18-46 39.1%
 3FG % 1st Half: 2-7 28.6% 2nd half: 3-11 27.3% Game: 9-18 27.8%
 FT % 1st Half: 1-2 50.0% 2nd half: 3-9 33.3% Game: 4-11 36.4%

Mizzou 65 • 5-3

| # | Player | Total | | 3-Ptr | | Rebounds | | PF | TP | A | TO | Blk | Stl | Min |
|--------|------------------|--------|--------|--------|----------|----------|-----|----|----|---|----|-----|-----|-----|
| | | FG-FGA | FG-FGA | FT-FTA | FT-FTA | Off | Def | | | | | | | |
| 04 | PICKETT, Javon | * 4-9 | 2-6 | 0-0 | 2 3 5 | 0 | 10 | 2 | 2 | 1 | 1 | 26 | | |
| 13 | SMITH, Mark | * 2-4 | 1-2 | 0-0 | 0 2 2 | 3 | 5 | 1 | 3 | 0 | 1 | 18 | | |
| 15 | GEIST, Jordan | * 4-10 | 1-7 | 0-0 | 0 2 2 | 0 | 9 | 3 | 1 | 0 | 1 | 29 | | |
| 23 | TILMON, Jeremiah | * 2-4 | 0-0 | 6-6 | 3 9 12 | 5 | 10 | 1 | 4 | 1 | 0 | 21 | | |
| 24 | PURYEAR, Kevin | * 3-5 | 1-1 | 0-0 | 1 0 1 | 3 | 7 | 1 | 2 | 0 | 1 | 20 | | |
| 00 | WATSON, Torrence | 4-9 | 3-6 | 1-2 | 1 0 1 | 1 | 12 | 0 | 0 | 1 | 1 | 29 | | |
| 01 | PINSON, Xavier | 3-5 | 0-1 | 1-4 | 0 1 1 | 0 | 7 | 2 | 1 | 0 | 1 | 18 | | |
| 05 | SMITH, Mitchell | 1-5 | 1-2 | 0-0 | 0 6 6 | 0 | 3 | 0 | 1 | 0 | 1 | 26 | | |
| 14 | NIKKO, Reed | 0-1 | 0-0 | 2-4 | 2 1 3 | 1 | 2 | 0 | 0 | 0 | 1 | 13 | | |
| Team | | | | | 1 1 2 | | | | | | | | | |
| Totals | | 23-52 | 9-25 | 10-16 | 10 25 35 | 13 | 65 | 10 | 14 | 3 | 8 | 200 | | |

FG % 1st Half: 14-28 50.0% 2nd half: 9-24 37.5% Game: 23-52 44.2%
 3FG % 1st Half: 2-7 28.6% 2nd half: 3-11 27.3% Game: 9-18 27.8%
 FT % 1st Half: 3-6 50.0% 2nd half: 7-10 70.0% Game: 10-16 62.5%

Officials: Doug Simmons, Jason Baker, Rob Rorke
 Technical fouls: UTA-None. Mizou-None.
 Attendance: 9428

| Score by periods | 1st | 2nd | Total |
|------------------|-----|-----|-------|
| UTA | 21 | 24 | 45 |
| Mizzou | 37 | 28 | 65 |

| Points | In | Off | 2nd | Fast | Bench |
|--------|----|-----|-----|------|-------|
| UTA | 16 | 11 | 2 | 4 | 19 |
| MIZ | 22 | 17 | 7 | 4 | 24 |

Last FG - UTA 2nd-01:10, MIZ 2nd-02:22.
 Largest lead - UTA by 2 1st-18:45, MIZ by 2 2nd-08:23.
 UTA led for 01:45. MIZ led for 36:59. Game was tied for 01:15.

Score tied - 0 times.
 Lead changed - 1 time.

@ #3 GONZAGA

UT Arlington 55 • 3-8

| # | Player | Total | | 3-Ptr | | Rebounds | | PF | TP | A | TO | Blk | Stl | Min |
|--------|-----------------------|--------|--------|--------|----------|----------|-----|----|----|---|----|-----|-----|-----|
| | | FG-FGA | FG-FGA | FT-FTA | FT-FTA | Off | Def | | | | | | | |
| 20 | Ibarguen, Andres | r 0-2 | 0-0 | 0-0 | 2 2 4 | 4 | 0 | 0 | 0 | 0 | 1 | 18 | | |
| 00 | Warren, Brian | g 4-17 | 2-8 | 2-2 | 1 4 5 | 2 | 12 | 2 | 1 | 0 | 0 | 24 | | |
| 04 | Azore, David | g 0-3 | 0-0 | 2-2 | 0 2 2 | 2 | 2 | 0 | 5 | 0 | 0 | 15 | | |
| 10 | Davis, Radshad | g 2-6 | 1-3 | 2-2 | 1 5 6 | 2 | 7 | 2 | 0 | 0 | 1 | 24 | | |
| 22 | Jackson-Young, TiAndr | g 4-11 | 2-7 | 0-0 | 1 2 3 | 1 | 10 | 0 | 0 | 0 | 1 | 25 | | |
| 02 | Bryant, DJ | 1-2 | 1-1 | 2-2 | 0 1 1 | 2 | 5 | 3 | 0 | 0 | 2 | 18 | | |
| 03 | Nouhi, Ayoub | 0-0 | 0-0 | 0-0 | 0 1 1 | 0 | 0 | 0 | 1 | 0 | 0 | 4 | | |
| 05 | Dennis, Edric | 3-14 | 1-8 | 1-3 | 0 1 1 | 3 | 8 | 3 | 1 | 0 | 2 | 26 | | |
| 13 | Narcis, Jabari | 3-5 | 0-2 | 0-0 | 2 1 3 | 3 | 6 | 0 | 1 | 0 | 0 | 17 | | |
| 21 | Castro, Pedro | 1-2 | 1-2 | 0-0 | 0 1 1 | 1 | 3 | 0 | 0 | 0 | 0 | 10 | | |
| 23 | Mwamba, Patrick | 1-9 | 0-3 | 0-0 | 0 0 0 | 1 | 2 | 1 | 1 | 0 | 3 | 19 | | |
| Team | | | | | 3 1 4 | | | | | | | | | |
| Totals | | 19-71 | 8-34 | 9-11 | 10 21 31 | 21 | 55 | 11 | 11 | 0 | 10 | 200 | | |

FG % 1st Half: 10-36 27.8% 2nd half: 9-35 25.7% Game: 19-71 26.8%
 3FG % 1st Half: 5-17 29.4% 2nd half: 3-17 17.6% Game: 8-34 23.5%
 FT % 1st Half: 5-6 83.3% 2nd half: 4-5 80.0% Game: 9-11 81.8%

Gonzaga 89 • 10-2

| # | Player | Total | | 3-Ptr | | Rebounds | | PF | TP | A | TO | Blk | Stl | Min |
|--------|-------------------|--------|--------|--------|---------|----------|-----|----|----|---|----|-----|-----|-----|
| | | FG-FGA | FG-FGA | FT-FTA | FT-FTA | Off | Def | | | | | | | |
| 15 | CLARKE, Brandon | r 7-12 | 0-1 | 3-4 | 3 10 13 | 1 | 17 | 3 | 2 | 3 | 1 | 29 | | |
| 10 | HACHIMURA, Rui | r 8-11 | 0-1 | 4-5 | 3 8 11 | 1 | 20 | 2 | 3 | 1 | 2 | 26 | | |
| 13 | PERKINS, Josh | g 3-7 | 2-4 | 2-2 | 1 3 4 | 4 | 10 | 4 | 3 | 0 | 1 | 28 | | |
| 23 | NORVELL JR., Zach | g 4-9 | 1-6 | 0-0 | 0 5 5 | 3 | 9 | 4 | 2 | 0 | 1 | 28 | | |
| 24 | KISPERT, Corey | g 3-7 | 2-5 | 4-4 | 1 2 3 | 4 | 12 | 2 | 1 | 0 | 2 | 26 | | |
| 02 | BEACH, Jack | 0-0 | 0-0 | 0-0 | 0 1 1 | 0 | 0 | 0 | 0 | 0 | 0 | 2 | | |
| 03 | PETRUSEV, Filip | 3-6 | 0-2 | 8-9 | 0 3 3 | 1 | 14 | 2 | 1 | 3 | 0 | 17 | | |
| 04 | FOSTER JR., Greg | 1-2 | 1-2 | 0-0 | 0 0 0 | 2 | 3 | 1 | 1 | 1 | 0 | 7 | | |
| 10 | LANG, Matthew | 0-1 | 0-1 | 0-0 | 0 0 0 | 0 | 0 | 0 | 0 | 0 | 0 | 2 | | |
| 11 | AYAYI, Joel | 2-3 | 0-1 | 0-1 | 0 2 2 | 1 | 4 | 0 | 1 | 0 | 0 | 12 | | |
| 22 | JONES, Jeremy | 0-1 | 0-1 | 0-0 | 0 6 6 | 0 | 0 | 2 | 1 | 0 | 1 | 23 | | |
| Team | | | | | 1 4 5 | | | | | | | | | |
| Totals | | 31-59 | 6-24 | 21-25 | 9 44 53 | 17 | 89 | 20 | 15 | 8 | 8 | 200 | | |

FG % 1st Half: 18-30 60.0% 2nd half: 13-29 44.8% Game: 31-59 52.5%
 3FG % 1st Half: 3-9 33.3% 2nd half: 3-15 20.0% Game: 6-24 25.0%
 FT % 1st Half: 9-11 81.8% 2nd half: 12-14 85.7% Game: 21-25 84.0%

Officials: Mike Reed, Michael Irving, Eric Curry
 Technical fouls: UT Arlington-None. Gonzaga-PERKINS, Josh.
 Attendance: 6000

| Score by periods | 1st | 2nd | Total |
|------------------|-----|-----|-------|
| UT Arlington | 30 | 25 | 55 |
| Gonzaga | 48 | 41 | 89 |

| Points | In | Off | 2nd | Fast | Bench |
|--------|----|-----|-----|------|-------|
| UTA | 16 | 15 | 7 | 9 | 24 |
| GON | 48 | 17 | 10 | 8 | 21 |

Last FG - UTA 2nd-05:00, GON 2nd-02:26.
 Largest lead - UTA None, GON by 36 2nd-00:52.
 UTA led for 00:00, GON led for 39:40. Game was tied for 00:20.

Score tied - 0 times.
 Lead changed - 0 times.

@ RV NORTH TEXAS

UT Arlington - 61

| | | Record: 3-7 | | | | | | | | | | | | | | | |
|--------|----------------------|-------------|------|------|----------|-------|-----|-----|----------|----|----|----|----|-----|------|----|-----|
| NO. | Name | Min | FG | M-A | 3P | M-A | FT | M-A | Rebounds | PF | TP | AS | TO | ST | Blks | BA | +/- |
| | | | | | | | | | | | | | | | | | |
| 20 | Andres Ibarguen | F 31:53 | 3-3 | 0-0 | 2-3 | 2 6 8 | 2 2 | 8 | 0 | 3 | 0 | 4 | 0 | 0 | 0 | 0 | 0 |
| 0 | Brian Warren | G 26:14 | 5-12 | 3-6 | 2-4 | 0 3 3 | 5 2 | 15 | 1 | 2 | 0 | 0 | 0 | 0 | 3 | | |
| 4 | David Azore | G 35:17 | 5-15 | 0-3 | 1-3 | 0 1 1 | 3 6 | 11 | 6 | 2 | 1 | 0 | 1 | -8 | | | |
| 21 | Uindro Castro | G 19:01 | 1-1 | 0-0 | 0-0 | 0 3 3 | 0 1 | 2 | 0 | 4 | 1 | 1 | 0 | -3 | | | |
| 22 | TiAndr Jackson-Young | G 24:14 | 4-8 | 3-4 | 1-1 | 0 3 3 | 0 1 | 12 | 0 | 1 | 0 | 0 | 1 | 2 | | | |
| 3 | Ayoub Nouhi | 03:50 | 0-1 | 0-1 | 0-0 | 1 0 1 | 0 0 | 0 | 0 | 0 | 0 | 0 | 0 | 0 | 5 | | |
| 13 | Jabari Narcis | 05:27 | 0-0 | 0-0 | 0-0 | 0 0 0 | 2 0 | 0 | 0 | 0 | 0 | 0 | 0 | 0 | 2 | | |
| 10 | Radshad Davis | 21:11 | 2-7 | 0-1 | 0-0 | 5 2 7 | 1 2 | 4 | 4 | 3 | 0 | 0 | 0 | 4 | | | |
| 23 | Patrick Mwamba | 19:07 | 2-4 | 2-2 | 0-2 | 1 5 6 | 1 2 | 6 | 0 | 1 | 2 | 0 | 0 | -10 | | | |
| 2 | DJ Bryant | 13:46 | 1-3 | 1-2 | 0-0 | 0 1 1 | 3 1 | 3 | 0 | 0 | 1 | 0 | 1 | -5 | | | |
| Team | | | | | | 4 1 5 | | | | | | | | | | | |
| Totals | | 23:54 | 9-19 | 6-13 | 13 25 38 | 17 17 | 61 | 11 | 16 | 5 | 5 | 3 | -2 | | | | |

| North Texas - 63 | | | Record: 10-1 | | | | | | | | | | | | | | | | | | |
|------------------|-----------------|---------|--------------|------|-------|----------|-------|----|----|----|----|--------|----|-----|-----------------------|--------|--------|--------|--|--|--|
| NO. | NAME | Min | FG | 3P | FT | Rebounds | Fouls | TP | AS | TO | ST | Blocks | BA | +/- | Shooting By Period | | | | | | |
| | | | | | | | | | | | | | | | 1st FG | 2nd FG | 3rd FG | 4th FG | | | |
| 24 | Zachary Simmons | F 30:48 | 4-9 | 0-1 | 0-1 | 6 4 10 | 2 2 | 8 | 1 | 1 | 0 | 0 | 2 | 4 | 1st FG | 12-29 | 41.4% | | | | |
| 0 | Ryan Woolridge | G 28:09 | 6-10 | 0-2 | 2-7 | 1 3 4 | 2 6 | 14 | 2 | 4 | 0 | 1 | 1 | 7 | 3PT | 2-15 | 13.3% | | | | |
| 2 | Jordan Duffy | G 19:13 | 0-4 | 0-4 | 0-0 | 2 2 2 | 0 | 2 | 2 | 0 | 2 | 0 | 0 | 0 | FT | 5-6 | 83.3% | | | | |
| 3 | Roosevelt Smart | G 23:36 | 0-7 | 0-5 | 0-0 | 1 1 1 | 3 0 | 0 | 1 | 1 | 2 | 0 | 0 | 0 | 2nd FG | 12-29 | 41.4% | | | | |
| 23 | Michael Miller | G 23:10 | 6-12 | 1-3 | 4-4 | 0 3 3 | 2 2 | 17 | 0 | 1 | 2 | 2 | 2 | 11 | 3PT | 2-10 | 20.0% | | | | |
| 20 | Toper Akinwe | 06:48 | 2-2 | 0-0 | 0-0 | 1 1 2 | 0 1 | 4 | 0 | 0 | 0 | 0 | 0 | 0 | FT | 6-11 | 54.5% | | | | |
| 55 | DJ Drake | 22:04 | 1-2 | 1-1 | 3-3 | 0 2 2 | 2 2 | 6 | 1 | 0 | 0 | 0 | 0 | 0 | GM FG | 24-58 | 41.4% | | | | |
| 1 | Umajo Gibson | 32:38 | 4-11 | 2-9 | 2-2 | 0 3 3 | 3 3 | 12 | 3 | 0 | 2 | 0 | 0 | 3 | 4PT | 4-25 | 16.0% | | | | |
| 1 | Jahmiah Simmons | 13:34 | 1-1 | 0-0 | 0-0 | 2 2 2 | 1 1 | 2 | 0 | 0 | 0 | 0 | 1 | 0 | BA | 11-17 | 64.7% | | | | |
| | | | | | | | | | | | | | | | Dead Ball Rebounds: 2 | | | | | | |
| Team | | | | | | 4 | 3 | 7 | 0 | 0 | 1 | | | | | | | | | | |
| Totals | | | 24-58 | 4-25 | 11-17 | 13 | 23 | 36 | 17 | 17 | 63 | 10 | 4 | 3 | 5 | 2 | | | | | |

SEASON BOX SCORES

@ TEXAS

UT Arlington 56 • 4-9

| | | Total | | 3-Ptr | Rebounds | | | PF | | TP | A | TO | Blk | Stl | Min |
|--------|----------------------|--------|--------|--------|----------|-----|-----|----|----|----|----|-----|-----|-----|-----|
| ## | Player | FG-FGA | FG-FGA | FT-FTA | Off | Def | Tot | PF | TP | A | TO | Blk | Stl | Min | |
| 20 | Ibarguen, Andres | f 1-4 | 0-0 | 0-0 | 1 | 5 | 6 | 1 | 2 | 0 | 0 | 1 | 1 | 31 | |
| 00 | Warren,Brian | g 3-12 | 0-5 | 6-7 | 0 | 4 | 4 | 5 | 12 | 3 | 1 | 0 | 1 | 27 | |
| 02 | Bryant, DJ | g 0-1 | 0-1 | 0-0 | 0 | 1 | 1 | 4 | 0 | 0 | 2 | 0 | 0 | 17 | |
| 05 | Dennis,Edric | g 6-13 | 6-9 | 5-6 | 2 | 6 | 8 | 2 | 23 | 0 | 4 | 0 | 0 | 28 | |
| 22 | Jackson-Young, TiAnd | g 1-8 | 0-5 | 0-0 | 2 | 3 | 5 | 1 | 2 | 1 | 2 | 0 | 1 | 29 | |
| 03 | Nouhi,Ayoub | 0-0 | 0-0 | 0-1 | 0 | 0 | 0 | 0 | 0 | 0 | 0 | 0 | 0 | 5 | |
| 04 | Azore, David | 0-1 | 0-0 | 4-4 | 1 | 0 | 1 | 0 | 4 | 1 | 1 | 0 | 0 | 10 | |
| 10 | Davis, Radshad | 2-2 | 1-1 | 0-0 | 1 | 3 | 4 | 5 | 1 | 2 | 0 | 0 | 0 | 15 | |
| 13 | Narcis, Jabari | 0-0 | 0-0 | 0-0 | 0 | 1 | 1 | 1 | 0 | 0 | 0 | 2 | 0 | 5 | |
| 21 | Castro,Pedro | 2-3 | 0-1 | 0-0 | 0 | 0 | 0 | 0 | 4 | 1 | 0 | 1 | 0 | 17 | |
| 23 | Mwamba,Patrick | 2-4 | 0-0 | 0-0 | 0 | 1 | 1 | 2 | 4 | 0 | 2 | 0 | 0 | 16 | |
| Team | | | | | 1 | 2 | 3 | | | | | | | | |
| Totals | | 17-48 | 7-22 | 15-18 | 8 | 26 | 34 | 20 | 56 | 7 | 14 | 4 | 3 | 200 | |

FG % 1st Half: 8-25 32.0% 2nd half: 9-23 39.1% Game: 17-48 35.4% Deadball Rebounds 0,1
 3FG % 1st Half: 1-7 14.3% 2nd half: 6-15 40.0% Game: 7-22 31.8%
 FT % 1st Half: 9-10 90.0% 2nd half: 6-8 75.0% Game: 15-18 83.3%

Texas 76 • 8-4

| | | Total | | | 3-Ptr | | Rebounds | | | PF | | TP | | A | | TO | | Blk | | Stl | | Min | |
|--------|---------------------|-------|--------|--------|--------|-----|----------|-----|----|----|---|----|-----|-----|--|----|--|-----|--|-----|--|-----|--|
| # | Player | | FG-FGA | FG-FGA | FT-FTA | Off | Def | Tot | PF | TP | A | TO | Blk | Stl | | | | | | | | | |
| 10 | Hayes, Jaxson | f | 2-2 | 0-0 | 0-0 | 0 | 4 | 4 | 4 | 4 | 0 | 0 | 2 | 1 | | | | | | | | 16 | |
| 21 | Osetkowski, Dylan | f | 2-10 | 0-1 | 0-0 | 5 | 3 | 8 | 1 | 4 | 1 | 0 | 0 | 0 | | | | | | | | 16 | |
| 02 | Coleman III, Matt | g | 4-5 | 1-2 | 0-0 | 0 | 1 | 1 | 4 | 9 | 3 | 0 | 0 | 0 | | | | | | | | 25 | |
| 12 | Roach II, Kerwin | g | 5-10 | 0-2 | 1-4 | 0 | 3 | 3 | 3 | 11 | 1 | 0 | 0 | 1 | | | | | | | | 24 | |
| 55 | Mitrou-Long, Elijah | g | 4-12 | 2-6 | 1-2 | 1 | 2 | 3 | 1 | 11 | 1 | 2 | 0 | 3 | | | | | | | | 27 | |
| 03 | Ramey, Courtney | | 3-8 | 0-2 | 4-6 | 4 | 2 | 6 | 1 | 10 | 3 | 2 | 0 | 0 | | | | | | | | 26 | |
| 05 | Hamm Jr., Royce | | 4-6 | 0-0 | 2-3 | 3 | 1 | 4 | 1 | 10 | 0 | 0 | 2 | 0 | | | | | | | | 13 | |
| 13 | Febres, Jase | | 3-7 | 2-6 | 4-4 | 0 | 5 | 5 | 2 | 12 | 0 | 1 | 0 | 0 | | | | | | | | 26 | |
| 20 | Sims, Jericho | | 0-0 | 0-0 | 0-0 | 0 | 1 | 1 | 1 | 0 | 0 | 0 | 0 | 0 | | | | | | | | 11 | |
| 33 | Hepa, Kamaka | | 1-6 | 1-2 | 2-2 | 2 | 3 | 5 | 0 | 5 | 0 | 0 | 0 | 0 | | | | | | | | 16 | |
| Team | | | | | | 0 | 1 | 1 | | | | | | | | | | | | | | | |
| Totals | | | 28-66 | 6-21 | 14-21 | 15 | 26 | 41 | 18 | 76 | 9 | 5 | 4 | 5 | | | | | | | | 200 | |

FG % 1st Half: 13-30 43.3% 2nd half: 15-36 41.7% Game: 28-66 42.4% Deadball Rebounds 3
 3FG % 1st Half: 2-13 15.4% 2nd half: 4-8 50.0% Game: 6-21 28.6%
 FT % 1st Half: 5-8 62.5% 2nd half: 9-13 69.2% Game: 14-21 66.7%

Officials: Paul Janssen, Antinio Petty, Byron Jarrett
 Technical fouls: UT Arlington-Dennis, Edric. Texas-None.
 Attendance: 9188

| Score by periods | 1st | 2nd | Total |
|------------------|-----|-----|-------|
| UT Arlington | 26 | 30 | 56 |
| Texas | 33 | 43 | 76 |

| | In | Off | 2nd | Fast | Bench |
|--------------|-------|-----|--------|-------|-------|
| Points | Paint | T/O | Chance | Break | |
| UT Arlington | 16 | 4 | 10 | 4 | 17 |
| Texas | 36 | 19 | 10 | 0 | 37 |

Last FG - UTA 2nd-01:59, UT 2nd-04:27.
 Largest lead - UTA None, UT by 27 2nd-06:03.
 UTA led for 00:00. UT led for 39:22. Game was tied for 00:28.

GEORGIA SOUTHERN

Georgia Southern - 77

| Georgia Southern - 77 | | | | Record: 9-6 (1-1) | | | | | | | | | | | | | | | | | | | | | | |
|------------------------|---------|-----------|-----------|-------------------|-------------------|------------------|-------------|-----------|----|----|----|-----------------|-----|-----------------------|------|---------------------|---|----|----|----|----|----|---|---|---|----|
| NO. NAME | Min | FG M-A | 3P M-A | FT M-A | Rebounds OR DR | Turnovers TOT | Fouls PF | TP M-A | AS | TO | ST | Blocks BS BA | +/- | Shooting By Period | | | | | | | | | | | | |
| 23 Simeon Carter | F 21-21 | 3-5 | 1-1 | 0-0 | 2 | 6 | 8 | 4 | 0 | 7 | 2 | 0 | 1 | 0 | 9 | 1st FG% 12-28 42.9% | | | | | | | | | | |
| 53 Isaiah Crawley | F 27-53 | 7-10 | 0-1 | 1-3 | 1 | 5 | 6 | 3 | 2 | 15 | 1 | 3 | 1 | 0 | 9 | 3PT% 4-13 30.8% | | | | | | | | | | |
| 4 Tookie Brown | G 37-33 | 2-7 | 0-3 | 0-1 | 1 | 2 | 3 | 1 | 3 | 4 | 4 | 5 | 1 | 0 | 14 | FT% 4-5 80.0% | | | | | | | | | | |
| 13 Quan Jackson | G 36-20 | 6-13 | 5-9 | 4-5 | 4 | 6 | 6 | 3 | 3 | 21 | 3 | 2 | 0 | 1 | 7 | 2nd FG% 13-21 61.9% | | | | | | | | | | |
| 24 David-Lee Jones Jr. | G 26-21 | 1-6 | 1-4 | 8-8 | 2 | 1 | 3 | 5 | 11 | 4 | 3 | 2 | 1 | 0 | 9 | 3PT% 4-11 36.4% | | | | | | | | | | |
| 10 Calvin Wishart | 09-09 | 1-1 | 1-1 | 0-0 | 0 | 0 | 0 | 1 | 3 | 3 | 1 | 0 | 0 | 0 | 0 | 1st FG% 15-18 83.3% | | | | | | | | | | |
| 5 Trey Dawkins | 15-47 | 0-1 | 0-1 | 4-4 | 1 | 1 | 2 | 5 | 3 | 4 | 0 | 0 | 2 | 0 | 5 | GM FG% 25-49 51.0% | | | | | | | | | | |
| 2 Elijah McCadden | 25-36 | 5-6 | 0-1 | 2-2 | 0 | 5 | 5 | 2 | 1 | 12 | 0 | 2 | 0 | 0 | 12 | 3PT% 8-21 38.1% | | | | | | | | | | |
| | | | | | | | | | | | | | | FT% 19-23 82.6% | | | | | | | | | | | | |
| Team | | | | | | | | | | | | | | Dead Ball Rebounds: 2 | | | | | | | | | | | | |
| Totals | | | | | | | | | | | | | | 25-49 | 8-21 | 19-23 | 8 | 28 | 36 | 20 | 77 | 15 | 5 | 3 | 1 | 13 |

| Shooting By Period | |
|--------------------|-------------|
| 1st FG% | 12-28 42.9% |
| 3PT% | 4-13 30.8% |
| FT% | 4-5 80% |
| 2nd FG% | 13-21 61.9% |
| 3PT% | 4-8 50.0% |
| FT% | 15-18 83.3% |
| GM FG% | 25-49 51.0% |
| 3PT% | 8-21 38.1% |
| FT% | 19-23 82.6% |

Dead Ball Rebounds: 2, 0

UT Arlington - 64

| UT Arlington - 64 | | Record: 4-11 (0-2) | | | | | | | | | | | | | | | | |
|-------------------|-----------------------|--------------------|-----------|-----------|-----------|-------------------|----|-------------|----|----|----|----|-----------------|-----|--------------------|----|-----|-----------------------|
| NO. NAME | | Min | FG M-A | FG M-A | FT M-A | Rebounds OR DR | TO | Fouls PF | TP | AS | TO | ST | Blocks BS BA | +/- | Shooting By Period | | | |
| 20 | Andres Ibarguen | F | 20:57 | 4-4 | 0-0 | 3-8 | 5 | 1 | 6 | 2 | 7 | 11 | 2 | 1 | 0 | 0 | -11 | 1st FG% 12-29 41.4% |
| 2 | DJ Bryant | G | 17:18 | 0-1 | 0-0 | 0-0 | 1 | 1 | 3 | 1 | 0 | 2 | 1 | 2 | 0 | 0 | -12 | 3PT% 5-15 33.3% |
| 4 | David Azore | G | 21:50 | 3-10 | 0-2 | 4-5 | 0 | 4 | 4 | 2 | 4 | 10 | 1 | 3 | 0 | 1 | -7 | FT% 3-4 75% |
| 10 | Radshad Davis | G | 21:30 | 2-6 | 1-3 | 1-2 | 2 | 2 | 4 | 1 | 2 | 6 | 0 | 2 | 2 | 0 | -11 | 2nd FG% 10-32 31.3% |
| 21 | Pedro Castro | G | 23:12 | 0-4 | 0-3 | 0-0 | 0 | 4 | 4 | 1 | 1 | 0 | 3 | 1 | 0 | 0 | -8 | 3PT% 1-13 7.7% |
| 13 | Jabari Narcis | | 12:51 | 1-3 | 1-3 | 0-0 | 1 | 1 | 2 | 0 | 3 | 0 | 1 | 0 | 1 | -5 | -5 | FT% 11-18 61.1% |
| 0 | Brian Warren | | 27:14 | 4-11 | 1-4 | 0-0 | 0 | 1 | 1 | 4 | 0 | 9 | 2 | 0 | 2 | 1 | 2 | GM FG% 22-61 36.1% |
| 5 | Edric Dennis | | 22:48 | 5-16 | 2-9 | 4-4 | 3 | 1 | 4 | 3 | 3 | 16 | 1 | 2 | 0 | 0 | -5 | 3PT% 6-28 21.4% |
| 23 | Patrick Mwamba | | 11:46 | 1-2 | 0-1 | 0-0 | 1 | 1 | 2 | 0 | 2 | 0 | 1 | 0 | 0 | 0 | -6 | FT% 14-22 63.6% |
| 22 | TiAndre Jackson-Young | | 19:06 | 2-4 | 1-2 | 2-3 | 0 | 1 | 1 | 2 | 2 | 7 | 0 | 1 | 1 | 0 | -3 | Dead Ball Rebounds: 3 |
| 3 | Ayoub Nouhi | | 01:28 | 0-0 | 0-0 | 0-0 | 0 | 0 | 0 | 0 | 0 | 0 | 0 | 0 | 0 | 0 | 1 | |
| Team | | | | | | | 4 | 1 | 5 | | | | | | | | | |
| Totals | | | 22-61 | 6-28 | 14-22 | | 16 | 18 | 34 | 20 | 64 | 11 | 13 | 7 | 1 | 3 | -13 | |

| Shooting By Period | |
|--------------------|-------------|
| 1st FG% | 12-29 41.4% |
| 3PT% | 5-15 33.3% |
| FT% | 3-4 75% |
| 2nd FG% | 10-32 31.3% |
| 3PT% | 1-13 7.7% |
| FT% | 11-18 61.1% |
| GM FG% | 22-61 36.1% |
| 3PT% | 6-28 21.4% |
| FT% | 14-22 63.6% |

Dead Ball Rebounds: 3, 0

| Biggest lead | | GST | UTA |
|------------------|--|----------------|-------|
| 17 (2nd 2:17) | | 10 (1st 10:14) | |
| Best Scoring Run | | GST | UTA |
| 7 (2nd 11:08) | | 6 (1st 14:06) | |
| Lead Changes | | 3 | |
| Times Tied | | 3 | |
| Time with Lead | | 20:39 | 13:31 |

| Points from Turnovers | | GST | UTA |
|-----------------------|--|-----|-----|
| | | 17 | 15 |
| Paint | | 34 | 28 |
| Second Chance | | 8 | 15 |
| Fast Breaks | | 21 | 7 |
| Bench | | 19 | 37 |

| Period by Period Scoring | | | |
|--------------------------|-----|-----|-----|
| | 1st | 2nd | TOT |
| T | 32 | 45 | 77 |
| A | 32 | 32 | 64 |

GEORGIA STATE

Georgia State - 63

| Georgia State - 63 | | | | | | | | | | | | | | | |
|-------------------------|---|-------|-----------|-----------|-----------|---------------------|----------------|----|----|----|----|----|-----------------|-----|--------------------|
| NO. Name | | Min | FG M-A | 3P M-A | FT M-A | Rebounds O DR FT | Fouls PF TP | TS | AP | AS | TO | ST | Blocks BS BA | +/- | |
| 2 Malik Benlevi | F | 35:52 | 3-7 | 2-6 | 2-2 | 0 5 5 | 4 4 | 10 | 1 | 1 | 2 | 2 | 0 | 0 | 1st FG% 9-18 50.0% |
| 30 Jeff Thomas | F | 30:04 | 2-5 | 2-4 | 2-3 | 2 4 6 | 5 2 | 8 | 0 | 5 | 0 | 0 | 0 | 0 | 3PT% 6-13 46.2% |
| 12 Kane Williams | G | 29:53 | 1-4 | 0-0 | 5-10 | 0 5 5 | 4 7 | 7 | 4 | 1 | 3 | 1 | 0 | 0 | FT% 7-14 50% |
| 15 D'Marcus Simonds | G | 38:25 | 3-10 | 0-2 | 9-14 | 0 3 3 | 4 4 | 15 | 1 | 4 | 1 | 2 | 1 | 5 | 2nd FG% 7-21 33.3% |
| 24 Devin Mitchell | G | 23:38 | 3-8 | 3-7 | 2-2 | 0 0 0 | 1 1 | 11 | 3 | 3 | 2 | 0 | 0 | 10 | 3PT% 2-8 25.0% |
| 0 Kavonte Ivery | | 00:04 | 0-0 | 0-0 | 0-0 | 0 0 0 | 0 0 | 0 | 0 | 0 | 0 | 0 | 0 | 0 | FT% 16-24 66.7% |
| 10 Nelson Phillips | | 11:35 | 0-0 | 0-0 | 1-2 | 1 2 3 | 0 1 | 1 | 0 | 1 | 1 | 0 | 0 | -2 | GM FG% 16-39 41.0% |
| 1 Damon Wilson | | 22:18 | 3-4 | 1-2 | 1-3 | 0 2 2 | 2 2 | 8 | 0 | 2 | 0 | 0 | 0 | -1 | 3PT% 8-21 38.1% |
| 50 Jordan Tyson | | 08:11 | 1-1 | 0-0 | 1-2 | 0 0 0 | 4 0 | 3 | 0 | 1 | 0 | 0 | 0 | 0 | FT% 2-38 68.5% |
| Dead Ball Rebounds: 6 0 | | | | | | | | | | | | | | | |
| Team | | | | | | 2 5 7 | | | | | | | | | |
| Totals | | | 16-39 | 8-21 | 23-38 | 5 26 31 | 24 24 | 63 | 9 | 19 | 9 | 5 | 1 | 5 | |

| Shooting By Period | |
|--------------------|-------------|
| 1st FG% | 8-16 50.0% |
| 3PT% | 6-13 46.2% |
| FT% | 7-14 50% |
| 2nd FG% | 7-21 33.3% |
| 3PT% | 2-8 25.0% |
| FT% | 16-24 66.7% |
| GM FG% | 16-39 41.0% |
| 3PT% | 8-21 38.1% |
| FT% | 23-38 60.5% |

Dead Ball Rebounds: 6, 0

UT Arlington - 58

| UT Arlington - 58 | | | | | | | | | | | | | | | | |
|-------------------|-----------------------|---------|-----------|-----------|-----------|-----------------------|-----------------|----------|----|----|----|-----------------|-----|------------------------|-----|-------------|
| NO. | NAME | MIN | FG M-A | 3P M-A | FT M-A | Rebounds OR DR TOT | Fouls PF FTF | TP AS | TS | TO | ST | Blocks BS BA | +/- | Shooting By Period | | |
| 20 | Andres Ibarguen | F 22:58 | 3-4 | 0-0 | 0-1 | 1 6 7 | 4 3 | 6 | 1 | 2 | 0 | 0 | 1 | 1st | FG% | 12-31 38.7% |
| 0 | Brian Warren | G 29:25 | 5-15 | 0-4 | 3-4 | 1 4 5 | 4 4 | 13 | 3 | 1 | 0 | 1 | -3 | 2nd | FT% | 2-2 100% |
| 2 | DJ Bryant | G 23:01 | 0-3 | 0-3 | 0-0 | 1 1 1 | 1 0 | 0 | 2 | 3 | 2 | 0 | 0 | 3rd | FT% | 8-25 32.0% |
| 5 | Edric Dennis | G 30:18 | 2-12 | 2-12 | 5-6 | 2 3 5 | 5 4 | 11 | 1 | 3 | 2 | 0 | -9 | 4th | FT% | 0-10 0.0% |
| 22 | TiAndre Jackson-Young | G 11:00 | 0-3 | 0-2 | 0-0 | 0 1 1 | 1 1 | 0 | 0 | 0 | 0 | 0 | -12 | GM FG% 20-58 35.7% | | |
| 10 | Radshad Davis | 24:05 | 3-6 | 0-1 | 5-6 | 4 4 8 | 2 4 | 11 | 1 | 2 | 0 | 1 | 3 | 3PT% 2-5 40.0% | | |
| 4 | David Azore | 29:10 | 5-8 | 0-1 | 3-5 | 2 6 8 | 2 8 | 13 | 1 | 4 | 0 | 0 | 6 | FT% 16-22 72.7% | | |
| 23 | Pedro Castro | 22:08 | 1-3 | 0-2 | 0-0 | 0 0 0 | 2 0 | 2 | 1 | 0 | 0 | 1 | 6 | Def Ball Rebounds: 3.0 | | |
| 21 | Patrick Mwamba | 07:55 | 1-2 | 0-0 | 0-0 | 1 0 1 | 3 0 | 2 | 2 | 0 | 0 | 1 | -5 | | | |
| Team | | | | | | 2 2 4 | 0 | 0 | 0 | 0 | | | | | | |
| Totals | | | 20-56 | 2-25 | 16-22 | 13 27 40 | 24 24 | 58 | 12 | 15 | 4 | 1 | 5 | | | |

SEASON BOX SCORES

@ COASTAL CAROLINA

UT Arlington 61 • 7-11 / 2-2

| # | Player | Total | | 3-Ptr | | Rebounds | | PF | TP | A | TO | Blk | Stl | Min |
|--------|-----------------------|-------|-------|-------|-----|----------|-----|----|----|----|----|-----|-----|-----|
| | | FG | FGA | FG | FGA | FT | FTA | | | | | | | |
| 20 | Andres Ibarquien | f | 0-3 | 0-1 | 0-0 | 3 | 4 | 7 | 1 | 0 | 0 | 2 | 1 | 30 |
| 00 | Brian Warren | g | 2-8 | 0-3 | 4-5 | 0 | 2 | 2 | 4 | 8 | 1 | 2 | 0 | 17 |
| 04 | David Azore | g | 2-7 | 0-1 | 1-2 | 0 | 5 | 5 | 1 | 5 | 2 | 1 | 0 | 28 |
| 05 | Edric Dennis | g | 6-16 | 4-13 | 3-4 | 1 | 1 | 2 | 2 | 19 | 2 | 3 | 0 | 32 |
| 22 | TiAndre Jackson-Young | g | 5-7 | 5-6 | 1-1 | 0 | 1 | 1 | 4 | 16 | 3 | 0 | 0 | 28 |
| 02 | DJ Bryant | g | 0-0 | 0-0 | 0-0 | 0 | 0 | 0 | 0 | 0 | 0 | 0 | 0 | 2 |
| 03 | Ayoub Nouhi | g | 0-0 | 0-0 | 0-0 | 0 | 0 | 0 | 0 | 0 | 1 | 0 | 0 | 3 |
| 10 | Radshad Davis | g | 4-7 | 2-5 | 1-2 | 3 | 3 | 6 | 1 | 11 | 1 | 0 | 1 | 24 |
| 13 | Jabari Narcis | g | 0-2 | 0-1 | 0-0 | 0 | 4 | 4 | 0 | 0 | 0 | 0 | 1 | 10 |
| 21 | Pedro Castro | g | 0-0 | 0-0 | 0-0 | 0 | 0 | 0 | 0 | 1 | 1 | 0 | 0 | 14 |
| 23 | Patrick Mwamba | g | 1-2 | 0-1 | 0-0 | 1 | 2 | 3 | 4 | 2 | 1 | 2 | 0 | 12 |
| Team | | | | | | | | | | | | | | |
| Totals | | 20-52 | 11-31 | 10-14 | 8 | 22 | 30 | 17 | 61 | 12 | 13 | 3 | 5 | 200 |

FG % 1st Half: 10-26 38.5% 2nd half: 10-26 38.5% Game: 20-52 38.5%
 3FG % 1st Half: 6-16 37.5% 2nd half: 5-15 33.3% Game: 11-31 35.5%
 FT % 1st Half: 0-0 0.0% 2nd half: 10-14 71.4% Game: 10-14 71.4%

Coastal Carolina 58 • 7-10 / 1-3

| # | Player | Total | | 3-Ptr | | Rebounds | | PF | TP | A | TO | Blk | Stl | Min |
|--------|----------------------|-------|------|-------|-----|----------|-----|----|----|----|----|-----|-----|-----|
| | | FG | FGA | FG | FGA | FT | FTA | | | | | | | |
| 11 | Bamba, Amidou | f | 2-4 | 0-0 | 3-4 | 0 | 4 | 4 | 5 | 7 | 1 | 1 | 0 | 24 |
| 40 | Cuthbertson, Zac | f | 5-10 | 1-1 | 6-6 | 2 | 2 | 4 | 2 | 17 | 1 | 0 | 0 | 32 |
| 04 | Sanders, Ajay | g | 2-6 | 1-4 | 0-2 | 2 | 2 | 4 | 3 | 5 | 0 | 1 | 0 | 28 |
| 13 | Kralj, David | g | 0-4 | 0-3 | 2-2 | 0 | 1 | 1 | 1 | 2 | 2 | 3 | 0 | 18 |
| 14 | Brown, Trevion | g | 0-1 | 0-1 | 0-0 | 0 | 0 | 0 | 0 | 0 | 0 | 0 | 0 | 4 |
| 00 | Dibba, Ebrima | g | 1-4 | 1-1 | 1-2 | 0 | 6 | 6 | 1 | 4 | 2 | 3 | 0 | 30 |
| 03 | Jones, DeVante | g | 5-8 | 1-3 | 0-2 | 1 | 5 | 6 | 2 | 11 | 5 | 2 | 0 | 22 |
| 10 | Gumbs-Frater, Tyrell | g | 3-6 | 3-4 | 1-2 | 0 | 1 | 1 | 2 | 10 | 0 | 1 | 0 | 21 |
| 15 | Hippolyte, Isaac | g | 0-0 | 0-0 | 0-0 | 0 | 1 | 1 | 0 | 0 | 0 | 0 | 0 | 5 |
| 33 | Burton, Tommy | g | 1-6 | 0-0 | 0-0 | 2 | 2 | 4 | 1 | 2 | 0 | 3 | 0 | 16 |
| Team | | | | | | | | | | | | | | |
| Totals | | 19-49 | 7-17 | 13-20 | 7 | 24 | 31 | 17 | 58 | 11 | 14 | 0 | 4 | 200 |

FG % 1st Half: 9-28 32.1% 2nd half: 10-21 47.6% Game: 19-49 38.8%
 3FG % 1st Half: 4-11 36.4% 2nd half: 3-6 50.0% Game: 7-17 41.2%
 FT % 1st Half: 4-6 66.7% 2nd half: 9-14 64.3% Game: 13-20 65.0%

Officials: Raymond Styons, Nathan Quick, Tim Gattis
 Technical fouls: UT Arlington-None. Coastal Carolina-None.
 Attendance: 989
 2018-19 Men's Basketball. Round: 0. Coastal Caro. vs UT Arlington. Played at .

| Score by periods | 1st | 2nd | Total |
|------------------|-----|-----|-------|
| UT Arlington | 26 | 35 | 61 |
| Coastal Carolina | 26 | 32 | 58 |

Radshad Davis Game-Winning 3-Pointer
With 1.9 Seconds Remaining.

LITTLE ROCK

| # | Player | Total | | 3-Ptr | | Rebounds | | PF | TP | A | TO | Stl | Blk | Min |
|--------|------------------|-------|-------|-------|-----|----------|-----|----|----|----|----|-----|-----|-----|
| | | FG | FGA | FG | FGA | FT | FTA | | | | | | | |
| 20 | Karnani Johnson | F | 23-05 | 5-7 | 0-0 | 1-3 | 4 | 7 | 3 | 3 | 11 | 0 | 1 | 0 |
| 22 | Nikola Maric | F | 33-46 | 2-7 | 1-1 | 3-4 | 2 | 6 | 8 | 1 | 0 | 1 | 0 | -12 |
| 25 | Horace Wyatt Jr. | F | 03-34 | 0-1 | 0-0 | 0-0 | 0 | 0 | 1 | 0 | 0 | 1 | 0 | 0 |
| 1 | Markquis Nowell | G | 34-42 | 8-13 | 4-7 | 1-3 | 0 | 0 | 4 | 21 | 7 | 1 | 3 | 0 |
| 3 | Rayton Tucker | G | 30-39 | 4-7 | 2-4 | 5-6 | 1 | 2 | 3 | 4 | 5 | 15 | 0 | 0 |
| 2 | Deondre Burns | G | 26-16 | 2-10 | 0-1 | 5-6 | 0 | 5 | 5 | 4 | 9 | 2 | 2 | 1 |
| 32 | Kris Bankston | G | 16-51 | 2-2 | 0-0 | 2-3 | 1 | 3 | 4 | 3 | 2 | 6 | 1 | 2 |
| 11 | Jaizec Lottie | G | 27-55 | 1-7 | 0-4 | 1-2 | 0 | 1 | 1 | 3 | 3 | 2 | 0 | 2 |
| 10 | Dani Koljanin | G | 03-12 | 0-0 | 0-0 | 0 | 0 | 0 | 0 | 0 | 0 | 1 | 0 | 0 |
| Team | | | | | | | | | | | | | | |
| Totals | | 24-54 | 7-17 | 18-27 | 7 | 22 | 29 | 26 | 25 | 73 | 13 | 11 | 9 | 3 |

| Shooting By Period | |
|--------------------|-------------|
| 1st FG% | 11-23 47.8% |
| 3PT% | 5-11 45.5% |
| FT% | 11-13 84.6% |
| 2nd FG% | 13-31 41.9% |
| 3PT% | 2-6 33.3% |
| FT% | 7-14 50% |
| GMFG% | 24-54 44.4% |
| 3PT% | 7-17 41.2% |
| FT% | 18-27 66.7% |

Dead Ball Rebounds: 2, 0

| # | Player | Total | | 3-Ptr | | Rebounds | | PF | TP | A | TO | Stl | Blk | Min |
|--------|-----------------------|-------|-------|-------|-----|----------|-----|----|----|----|----|-----|-----|-----|
| | | FG | FGA | FG | FGA | FT | FTA | | | | | | | |
| 3 | Ayoub Nouhi | F | 16-41 | 3-5 | 2-4 | 1-2 | 1 | 4 | 5 | 2 | 2 | 9 | 0 | 0 |
| 20 | Andres Ibarquien | F | 17-06 | 2-3 | 0-0 | 1-1 | 0 | 5 | 5 | 2 | 5 | 1 | 2 | 0 |
| 0 | Brian Warren | G | 26-43 | 3-7 | 0-2 | 6-6 | 0 | 3 | 3 | 3 | 12 | 3 | 0 | 0 |
| 5 | Edric Dennis | G | 32-26 | 7-12 | 3-4 | 15-17 | 1 | 3 | 4 | 3 | 10 | 3 | 4 | 1 |
| 22 | TiAndre Jackson-Young | G | 23-17 | 1-7 | 1-3 | 0-0 | 0 | 1 | 1 | 3 | 3 | 3 | 0 | 0 |
| 10 | Radshad Davis | G | 21-21 | 1-2 | 0-0 | 7-8 | 0 | 3 | 3 | 5 | 9 | 0 | 2 | 1 |
| 13 | Jabari Narcis | G | 19-53 | 1-2 | 0-0 | 2-3 | 0 | 1 | 1 | 2 | 4 | 0 | 2 | 0 |
| 21 | Pedro Castro | G | 18-00 | 2-2 | 0-0 | 0-0 | 0 | 2 | 2 | 1 | 0 | 4 | 0 | 1 |
| 4 | David Azore | G | 21-58 | 1-4 | 0-1 | 2-2 | 1 | 5 | 6 | 2 | 4 | 1 | 3 | 1 |
| 2 | DJ Bryant | G | 02-35 | 0-0 | 0-0 | 0-0 | 0 | 0 | 0 | 1 | 0 | 0 | 0 | 2 |
| Team | | | | | | | | | | | | | | |
| Totals | | 21-44 | 6-14 | 34-39 | 5 | 30 | 35 | 25 | 26 | 82 | 15 | 16 | 7 | 1 |

| Shooting By Period | |
|--------------------|-------------|
| 1st FG% | 14-26 53.8% |
| 3PT% | 5-8 62.5% |
| FT% | 16-18 88.9% |
| 2nd FG% | 7-18 38.9% |
| 3PT% | 1-6 16.7% |
| FT% | 18-21 85.7% |
| GMFG% | 21-44 47.7% |
| 3PT% | 6-14 42.9% |
| FT% | 34-39 87.2% |

Dead Ball Rebounds: 1, 0

| LRT | | UTA | |
|------------------|---------------|----------------|--|
| Biggest lead | 0 (1st 20:00) | 14 (2nd 19:15) | |
| Best Scoring Run | 7 (2nd 15:42) | 6 (1st 18:20) | |
| Lead Changes | 0 | | |
| Times Tied | 2 | | |
| Time with Lead | 00:00 | 37:56 | |

| Points from | | LRT | | UTA | |
|---------------|----|-----|--|-----|--|
| Turnovers | 24 | 13 | | | |
| Paint | 26 | 24 | | | |
| Second Chance | 10 | 12 | | | |
| Fast Breaks | 21 | 11 | | | |
| Bench | 18 | 21 | | | |

Technical Fouls: NONE

ARKANSAS STATE

| Arkansas State - 59 | | Record: 8-10 | | | | | | | | | | | | | | | | | | | |
|---------------------|--------------------|--------------|-------|------|-----|-----|----|----|----------|----|-------|----|----|----|----|----|--------|-----------------|-----|------|--|
| NO. | Name | Min | FG | | 3P | | FT | | Rebounds | | Fouls | | TP | AS | TO | ST | Blocks | | +/- | | |
| | | | M | A | M | A | M | A | OR | DR | PF | FD | | | | | BS | BA | | | |
| 2 | Salif Boudie | F | 17:41 | 2-3 | 0-0 | 0-0 | 0 | 2 | 0 | 2 | 3 | 1 | 4 | 0 | 1 | 0 | 0 | 0 | 6 | | |
| 3 | Malik Brevard | F | 22:42 | 2-5 | 1-1 | 0-0 | 0 | 4 | 5 | 9 | 3 | 3 | 5 | 0 | 4 | 0 | 0 | 0 | 1 | | |
| 0 | Ty Cockfield | G | 33:54 | 7-13 | 0-2 | 2-5 | 0 | 4 | 4 | 2 | 4 | 16 | 4 | 4 | 0 | 0 | 0 | 2 | 1 | | |
| 10 | Grantham Gillard | G | 30:16 | 2-8 | 2-7 | 3-4 | 0 | 2 | 2 | 4 | 3 | 9 | 1 | 1 | 1 | 1 | 0 | 0 | 0 | | |
| 23 | Marquis Eaton | G | 35:42 | 2-9 | 0-3 | 4-5 | 1 | 7 | 8 | 2 | 5 | 8 | 5 | 4 | 1 | 1 | 0 | 0 | 0 | | |
| 4 | Tristin Walley | G | 24:02 | 3-5 | 2-3 | 0-0 | 3 | 2 | 5 | 2 | 1 | 8 | 0 | 1 | 0 | 0 | 0 | 0 | -14 | | |
| 1 | Kobe Wilson | G | 09:29 | 1-4 | 0-3 | 0-0 | 0 | 0 | 0 | 0 | 0 | 0 | 0 | 1 | 0 | 0 | 0 | 0 | -17 | | |
| 11 | J.J. Matthews | G | 09:08 | 2-4 | 0-0 | 0-0 | 2 | 1 | 3 | 2 | 0 | 4 | 2 | 1 | 0 | 0 | 0 | 0 | -13 | | |
| 12 | Canberk Kus | G | 14:49 | 1-4 | 1-3 | 0-0 | 1 | 2 | 3 | 2 | 0 | 3 | 1 | 1 | 1 | 1 | 1 | 1 | -6 | | |
| 22 | Jonathan Adams Jr. | G | 02:17 | 0-0 | 0-0 | 0-0 | 0 | 0 | 0 | 0 | 0 | 0 | 0 | 0 | 0 | 0 | 0 | 0 | -3 | | |
| Team | | | | | | | | | | | | | | | 3 | | 6 | | 0 | | |
| Totals | | 22-55 | 6-22 | 9-14 | 16 | 26 | 42 | 20 | 17 | 59 | 13 | 20 | 3 | 2 | 3 | 3 | 5 | 0 | 0 | | |
| | | | | | | | | | | | | | | | | | | Technical Fouls | | NONE | |

| Shooting By Period | |
|--------------------|-------------|
| 1st FG% | 7-28 25.0% |
| 3PT% | 2-12 16.7% |
| FT% | 2-2 100% |
| 2nd FG% | 15-27 55.6% |
| 3PT% | 4-10 40.0% |
| FT% | 7-12 58.3% |
| GMFG% | 22-55 40.0% |
| 3PT% | 6-22 27.3% |
| FT% | 9-14 64.3% |

Dead Ball Rebounds: 1, 1

| UT Arlington - 68 | | Record: 7-11 | | | | | | | | | | | | | | | |
|-------------------|-----------------------|--------------|-----------|-----------|-----------|-----------------------|----------------|----|----|----|----|-----------------|-----|--------------------|---|----|---------------------------------|
| NO. | Name | Min | FG M-A | 3P M-A | FT M-A | Rebounds OR DR TOT | Fouls PF FD | TP | AS | TO | ST | Blocks BS BA | +/- | Shooting By Period | | | |
| 3 | Ayoud Noughi | FT 21:21 | 1-4 | 0-2 | 0-0 | 1 | 1 | 2 | 3 | 0 | 2 | 1 | 3 | 0 | 0 | -4 | 1 st FG% 10-28 35.7% |
| 20 | Andres barguen | FT 31:04 | 2-10 | 0-0 | 2-4 | 2 | 4 | 6 | 2 | 5 | 6 | 1 | 0 | 2 | 0 | 6 | 3 rd FG% 2-12 16.7% |
| 0 | Brian Warren | BT 28:59 | 2-12 | 0-2 | 5-6 | 1 | 0 | 1 | 2 | 3 | 9 | 6 | 1 | 4 | 0 | 1 | FT% 5-8 62.5% |
| 5 | Edric Dennis | BT 33:33 | 7-17 | 3-8 | 8-10 | 2 | 4 | 6 | 7 | 25 | 3 | 1 | 1 | 1 | 1 | 11 | 2 nd FG% 10-28 35.5% |
| 22 | DeAndre Jackson-Young | GT 28:05 | 1-4 | 0-0 | 2-2 | 1 | 4 | 5 | 2 | 1 | 0 | 1 | 0 | 1 | 0 | 1 | 3 rd FG% 3-9 33.3% |
| 10 | Radshad Davis | 28:05 | 3-6 | 1-2 | 3-4 | 0 | 4 | 4 | 3 | 10 | 1 | 3 | 2 | 0 | 1 | 12 | FT% 18-22 81.8% |
| 13 | Pedro Castro | 14:41 | 1-1 | 0-0 | 3-4 | 0 | 3 | 3 | 0 | 1 | 5 | 0 | 2 | 0 | 0 | 12 | GM FG% 20-54 37.0% |
| 23 | Abasi Nwankwo | 07:53 | 1-2 | 1-2 | 0-0 | 1 | 1 | 2 | 0 | 3 | 0 | 1 | 0 | 1 | 0 | 3 | 3 rd FT% 5-21 23.8% |
| | | | | | | | | | | | | | | | | | FT% 23-30 76.7% |
| Team | | | | | | 1 | 2 | 3 | | | 0 | 0 | | | | | Dead Ball Totals: 4, 0 |
| Totals | | | 20-54 | 5-21 | 23-30 | 10 | 21 | 31 | 20 | 68 | 14 | 9 | 13 | 3 | 2 | 9 | |

SEASON BOX SCORES

@ GEORGIA STATE

UT Arlington 71 • 9-12, 5-3 SBC

| # | Player | | Total | | 3-Ptr | FT-FTA | Rebounds | | | PF | TP | A | TO | Blk | Stl | Min |
|--------|----------------------|---|--------|--------|-------|--------|----------|-----|-----|----|----|----|----|-----|-----|-----|
| | | | FG-FGA | FG-FGA | | | Off | Def | Tot | | | | | | | |
| 03 | Nouhi, Ayoub | f | 0-4 | 0-2 | 0-0 | 0 | 1 | 1 | 0 | 0 | 0 | 0 | 0 | 0 | 0 | 15 |
| 20 | Andres Ibarquen | f | 4-6 | 0-0 | 2-4 | 5 | 2 | 7 | 3 | 10 | 1 | 3 | 0 | 0 | 0 | 25 |
| 00 | Brian Warren | g | 8-15 | 3-8 | 0-0 | 1 | 1 | 2 | 3 | 19 | 3 | 2 | 0 | 1 | 28 | |
| 05 | Edric Dennis | g | 5-16 | 3-8 | 3-5 | 3 | 7 | 10 | 3 | 16 | 6 | 5 | 0 | 0 | 36 | |
| 22 | TiAndre Jackson-Youn | g | 2-8 | 1-4 | 0-0 | 3 | 4 | 7 | 2 | 5 | 1 | 1 | 0 | 1 | 26 | |
| 04 | David Azore | | 3-9 | 1-1 | 0-0 | 2 | 2 | 4 | 2 | 7 | 2 | 1 | 0 | 0 | 21 | |
| 10 | Radshad Davis | | 5-10 | 0-2 | 2-2 | 3 | 6 | 9 | 1 | 12 | 2 | 1 | 0 | 1 | 26 | |
| 13 | Narcis, Jabari | | 0-1 | 0-0 | 0-0 | 0 | 0 | 0 | 1 | 0 | 0 | 0 | 0 | 0 | 5 | |
| 21 | Pedro Castro | | 1-3 | 0-2 | 0-0 | 0 | 2 | 2 | 1 | 2 | 1 | 1 | 0 | 0 | 18 | |
| Team | | | | | | 4 | 2 | 6 | | | | | | | | |
| Totals | | | 28-72 | 8-27 | 7-11 | 21 | 27 | 48 | 16 | 71 | 16 | 14 | 0 | 3 | 200 | |

FG % 1st Half: 13-37 35.1% 2nd half: 15-35 42.9% Game: 28-72 38.9% Deadball
3FG % 1st Half: 2-13 15.4% 2nd half: 6-14 42.9% Game: 8-27 29.6% Rebounds
FT % 1st Half: 1-2 50.0% 2nd half: 6-9 66.7% Game: 7-11 63.6% 4

Georgia State 77 • 15-6, 6-2 SBC

| # | Player | | Total | | 3-Ptr | FT-FTA | Rebounds | | | PF | TP | A | TO | Blk | Stl | Min |
|--------|-------------------|---|--------|--------|-------|--------|----------|-----|-----|----|----|---|----|-----|-----|-----|
| | | | FG-FGA | FG-FGA | | | Off | Def | Tot | | | | | | | |
| 02 | Benlevi, Malik | f | 3-6 | 2-5 | 0-0 | 1 | 3 | 4 | 2 | 8 | 1 | 0 | 3 | 0 | 33 | |
| 30 | Thomas, Jeff | f | 11-15 | 5-6 | 0-1 | 0 | 4 | 4 | 1 | 27 | 1 | 1 | 1 | 1 | 37 | |
| 50 | Tyson, Jordan | f | 3-8 | 0-0 | 5-6 | 2 | 3 | 5 | 4 | 11 | 0 | 1 | 3 | 2 | 28 | |
| 24 | Mitchell, Devin | g | 3-9 | 2-7 | 2-2 | 0 | 1 | 1 | 1 | 10 | 3 | 0 | 1 | 1 | 30 | |
| 55 | Simonds, D'Marcus | g | 0-9 | 0-4 | 1-2 | 1 | 3 | 4 | 1 | 1 | 1 | 0 | 0 | 0 | 22 | |
| 01 | Wilson, Damon | | 1-3 | 1-3 | 1-2 | 0 | 7 | 7 | 0 | 4 | 1 | 1 | 1 | 1 | 19 | |
| 10 | Phillips, Nelson | | 0-0 | 0-0 | 0-0 | 1 | 0 | 1 | 0 | 0 | 1 | 0 | 0 | 1 | 1 | |
| 12 | Williams, Kane | | 5-7 | 0-0 | 6-7 | 1 | 1 | 2 | 2 | 16 | 5 | 4 | 0 | 2 | 26 | |
| 20 | Linder, Josh | | 0-1 | 0-0 | 0-0 | 1 | 0 | 1 | 1 | 0 | 0 | 0 | 0 | 0 | 4 | |
| Team | | | | | | 0 | 1 | 1 | | | | | | | | |
| Totals | | | 26-58 | 10-25 | 15-20 | 7 | 23 | 30 | 12 | 77 | 13 | 7 | 9 | 8 | 200 | |

FG % 1st Half: 11-30 36.7% 2nd half: 15-28 53.6% Game: 26-58 44.8% Deadball
3FG % 1st Half: 3-10 30.0% 2nd half: 7-15 46.7% Game: 10-25 40.0% Rebounds
FT % 1st Half: 7-10 70.0% 2nd half: 8-10 80.0% Game: 15-20 75.0% 3

Officials: Garrick Shannon, Arthur Vaulk, Wesley Ford
Technical fouls: UT Arlington-None. Georgia State-None.
Attendance: 1669

| Score by periods | 1st | 2nd | Total |
|------------------|-----|-----|-------|
| UT Arlington | 29 | 42 | 71 |
| Georgia State | 32 | 45 | 77 |

| | Points | In Paint | Off T/O | 2nd Chance | Fast Break | Bench |
|-----|--------|----------|---------|------------|------------|-------|
| UTA | 26 | 8 | 20 | 11 | 21 | |
| GSU | 28 | 17 | 10 | 4 | 20 | |

Last FG - UTA 2nd-00:20, GSU 2nd-00:12.
Largest lead - UTA by 4 2nd-15:35, GSU by 16 1st-07:45.
UTA led for 06:55. GSU led for 30:20. Game was tied for 02:45.

Score tied - 4 times.
Lead changed - 4 times.

UTA Erased A 16-Point Deficit, Took A 4-Point Lead, But Couldn't Hold On Late



2018-19 SEASON STATISTICS

| RECORD: | OVERALL | HOME | AWAY | NEUTRAL |
|----------------|---------|------|------|---------|
| All Games | 9-12 | 5-4 | 4-8 | 0-0 |
| Conference | 5-3 | 2-2 | 3-1 | 0-0 |
| Non-conference | 4-9 | 3-2 | 1-7 | 0-0 |

| ## Player | gp-gs | min | avg | Total | | 3-Point | | F-Throw | | Rebounds | | | | pf | dq | a | to | blk | stl | pts | avg |
|---------------------------|-------|------|------|----------|------|---------|------|---------|------|----------|-----|-----|------|-----|----|-----|-----|-----|-----|------|------|
| | | | | fg-fga | fg% | 3fg-fga | 3fg% | ft-fa | ft% | off | def | tot | avg | | | | | | | | |
| 05 DENNIS, Edric | 18-13 | 513 | 28.5 | 78-225 | .347 | 39-133 | .293 | 78-101 | .772 | 25 | 63 | 88 | 4.9 | 46 | 0 | 38 | 48 | 0 | 17 | 273 | 15.2 |
| 00 WARREN, Brian | 21-20 | 600 | 28.6 | 97-262 | .370 | 29-107 | .271 | 65-81 | .802 | 8 | 39 | 47 | 2.2 | 68 | 1 | 68 | 41 | 1 | 21 | 288 | 13.7 |
| 04 AZORE, David | 20-11 | 453 | 22.7 | 48-152 | .316 | 5-31 | .161 | 67-78 | .859 | 14 | 60 | 74 | 3.7 | 45 | 1 | 32 | 54 | 2 | 14 | 168 | 8.4 |
| 10 DAVIS, Radshad | 21-10 | 498 | 23.7 | 60-125 | .480 | 13-43 | .302 | 39-52 | .750 | 37 | 85 | 122 | 5.8 | 53 | 0 | 17 | 40 | 7 | 15 | 172 | 8.2 |
| 20 IBARGUEN, Andres | 15-14 | 373 | 24.9 | 43-72 | .597 | 0-1 | .000 | 21-42 | .500 | 44 | 60 | 104 | 6.9 | 36 | 0 | 12 | 24 | 12 | 9 | 107 | 7.1 |
| 22 JACKSON-YOUNG, TiAndre | 21-13 | 482 | 23.0 | 52-126 | .413 | 25-64 | .391 | 9-15 | .600 | 25 | 44 | 69 | 3.3 | 39 | 0 | 12 | 13 | 4 | 11 | 138 | 6.6 |
| 23 MWAMBA, Patrick | 15-6 | 253 | 16.9 | 21-57 | .368 | 3-20 | .150 | 12-25 | .480 | 12 | 31 | 43 | 2.9 | 31 | 0 | 12 | 24 | 2 | 17 | 57 | 3.8 |
| 02 BRYANT, DJ | 18-7 | 314 | 17.4 | 13-40 | .325 | 6-27 | .222 | 24-26 | .923 | 4 | 22 | 26 | 1.4 | 36 | 1 | 29 | 19 | 1 | 28 | 56 | 3.1 |
| 15 MUIRHEAD, Scott | 1-0 | 3 | 3.0 | 1-2 | .500 | 1-2 | .500 | 0-0 | .000 | 0 | 0 | 0 | 0.0 | 0 | 0 | 0 | 0 | 0 | 0 | 3 | 3.0 |
| 21 CASTRO, Pedro | 21-3 | 326 | 15.5 | 22-54 | .407 | 8-34 | .235 | 6-10 | .600 | 6 | 40 | 46 | 2.2 | 17 | 0 | 21 | 12 | 6 | 6 | 58 | 2.8 |
| 13 NARCIS, Jabari | 20-2 | 230 | 11.5 | 21-48 | .438 | 3-19 | .158 | 6-9 | .667 | 14 | 37 | 51 | 2.6 | 29 | 0 | 1 | 14 | 13 | 4 | 51 | 2.6 |
| 03 NOUHI, Ayoub | 19-6 | 172 | 9.1 | 10-27 | .370 | 3-15 | .200 | 2-9 | .222 | 7 | 12 | 19 | 1.0 | 17 | 0 | 6 | 11 | 1 | 6 | 25 | 1.3 |
| 11 DURHAM, Ike | 1-0 | 3 | 3.0 | 0-0 | .000 | 0-0 | .000 | 0-0 | .000 | 0 | 0 | 0 | 0.0 | 2 | 0 | 0 | 1 | 0 | 0 | 0 | 0.0 |
| 30 BINZER, Patrick | 1-0 | 0 | 0.0 | 0-0 | .000 | 0-0 | .000 | 0-0 | .000 | 0 | 0 | 0 | 0.0 | 0 | 0 | 0 | 0 | 0 | 0 | 0 | 0.0 |
| TM TEAM | | | | | | | | | | 43 | 33 | 76 | | 1 | | 12 | | | | | |
| UT Arlington | 21 | 4220 | | 466-1190 | .392 | 135-496 | .272 | 329-448 | .734 | 239 | 526 | 765 | 36.4 | 420 | 1 | 248 | 313 | 49 | 148 | 1396 | 66.5 |
| Opponents | 21 | 4217 | | 517-1171 | .442 | 132-444 | .297 | 310-457 | .678 | 199 | 528 | 727 | 34.6 | 407 | 1 | 263 | 290 | 80 | 140 | 1476 | 70.3 |

| Team Statistics | UTA | OPP | Date | Opponent | Score | Att. |
|------------------------|----------|----------|-------------------|--------------------------|-----------|-------|
| SCORING | 1396 | 1476 | 11/06/18 | TEXAS-TYLER | w 90-66 | 1710 |
| Points per game | 66.5 | 70.3 | 11/10/18 | NORTHERN IOWA | w 74-65 | 3789 |
| Scoring margin | -3.8 | - | 11/16/18 | TEXAS A&M-CORPUS CHRISTI | L 67-73 | 1569 |
| FIELD GOALS-ATT | 466-1190 | 517-1171 | 11/18/18 | UC DAVIS | w 68-59 | 1233 |
| Field goal pct | .392 | .442 | 11/20/18 | at Indiana | L 64-78 | 11957 |
| 3 POINT FG-ATT | 135-496 | 132-444 | 11/23/18 | at Arkansas | L 60-78 | 17403 |
| 3-point FG pct | .272 | .297 | 11/27/18 | at Tulsa | L 58-72 | 3107 |
| 3-pt FG made per game | 6.4 | 6.3 | 12/01/18 | UT RIO GRANDE VALLEY | L 65-76 | 1330 |
| FREE THROW-ATT | 329-448 | 310-457 | 12/04/18 | at Missouri | L 45-65 | 9428 |
| Free throw pct | .734 | .678 | 12/08/18 | at North Texas | L 61-63 | 4275 |
| F-Throws made per game | 15.7 | 14.8 | 12/18/18 | at GONZAGA | L 55-89 | 6000 |
| REBOUNDS | 765 | 727 | 12/21/18 | at Cal Poly | Wot 75-70 | 1515 |
| Rebounds per game | 36.4 | 34.6 | 12/28/18 | at Texas | L 56-76 | 9188 |
| Rebounding margin | +1.8 | - | * 01/03/19 | GEORGIA STATE | L 58-63 | 1425 |
| ASSISTS | 248 | 263 | * 01/05/19 | GEORGIA SOUTHERN | L 64-77 | 1530 |
| Assists per game | 11.8 | 12.5 | * 01/10/19 | at Appalachian State | w 82-72 | 827 |
| TURNOVERS | 313 | 290 | * 01/12/19 | at Coastal Carolina | w 61-58 | 989 |
| Turnovers per game | 14.9 | 13.8 | * 01/17/19 | ARKANSAS STATE | w 68-59 | 2013 |
| Turnover margin | -1.1 | - | * 01/19/19 | LITTLE ROCK | w 82-73 | 1466 |
| Assist/turnover ratio | 0.8 | 0.9 | * 01/24/19 | at Georgia Southern | w 72-67 | 2357 |
| STEALS | 148 | 140 | * 01/26/19 | at Georgia State | L 71-77 | 1669 |
| Steals per game | 7.0 | 6.7 | * Conference game | | | |
| BLOCKS | 49 | 80 | | | | |
| Blocks per game | 2.3 | 3.8 | | | | |
| Attendance | 16065 | 68715 | | | | |
| Home game-Avg/Game | 9-1785 | 12-5726 | | | | |
| Neutral site-Avg/game | | 0-0 | | | | |

| Score by periods | 1st | 2nd | OT | Total |
|------------------|-----|-----|----|-------|
| Opponents | 685 | 782 | 9 | 1476 |
| UT Arlington | 664 | 718 | 14 | 1396 |



2018-19 SEASON STATISTICS

| RECORD: | OVERALL | HOME | AWAY | NEUTRAL |
|----------------|---------|------|------|---------|
| All Games | 5-3 | 2-2 | 3-1 | 0-0 |
| Conference | 5-3 | 2-2 | 3-1 | 0-0 |
| Non-conference | 0-0 | 0-0 | 0-0 | 0-0 |

| ## Player | gp-gs | min | avg | Total | | 3-Point | | F-Throw | | Rebounds | | | avg | pf | dq | a | to | blk | stl | pts | avg |
|---------------------------|-------|------|------|---------|------|---------|------|---------|------|----------|-----|-----|------|-----|----|-----|-----|-----|-----|-----|------|
| | | | | fg-fga | fg% | 3fg-fga | 3fg% | ft-fga | ft% | off | def | tot | | | | | | | | | |
| 05 DENNIS, Edric | 8-7 | 242 | 30.3 | 37-109 | .339 | 18-65 | .277 | 43-54 | .796 | 13 | 25 | 38 | 4.8 | 26 | 0 | 22 | 24 | 0 | 7 | 135 | 16.9 |
| 00 WARREN, Brian | 8-7 | 227 | 28.4 | 38-94 | .404 | 10-34 | .294 | 18-21 | .857 | 3 | 13 | 16 | 2.0 | 27 | 0 | 28 | 16 | 1 | 10 | 104 | 13.0 |
| 04 AZORE, David | 7-3 | 169 | 24.1 | 20-58 | .345 | 3-10 | .300 | 27-32 | .844 | 6 | 37 | 43 | 6.1 | 12 | 0 | 12 | 15 | 0 | 2 | 70 | 10.0 |
| 10 DAVIS, Radshad | 8-1 | 178 | 22.3 | 25-45 | .556 | 4-13 | .308 | 22-30 | .733 | 15 | 30 | 45 | 5.6 | 19 | 0 | 5 | 11 | 2 | 8 | 76 | 9.5 |
| 22 JACKSON-YOUNG, TiAndre | 8-7 | 173 | 21.6 | 20-48 | .417 | 13-28 | .464 | 5-6 | .833 | 6 | 14 | 20 | 2.5 | 18 | 0 | 8 | 3 | 1 | 5 | 58 | 7.3 |
| 20 IBARGUEN, Andres | 8-8 | 195 | 24.4 | 21-34 | .618 | 0-1 | .000 | 10-21 | .476 | 24 | 28 | 52 | 6.5 | 21 | 0 | 10 | 13 | 1 | 6 | 52 | 6.5 |
| 21 CASTRO, Pedro | 8-1 | 162 | 20.3 | 10-21 | .476 | 3-11 | .273 | 3-5 | .600 | 3 | 19 | 22 | 2.8 | 6 | 0 | 14 | 5 | 2 | 2 | 26 | 3.3 |
| 13 NARCIS, Jabari | 7-0 | 84 | 12.0 | 5-19 | .263 | 2-10 | .200 | 2-3 | .667 | 3 | 11 | 14 | 2.0 | 8 | 0 | 1 | 6 | 6 | 0 | 14 | 2.0 |
| 03 NOUHI, Ayoub | 7-4 | 79 | 11.3 | 5-16 | .313 | 3-9 | .333 | 1-2 | .500 | 3 | 7 | 10 | 1.4 | 7 | 0 | 5 | 3 | 1 | 5 | 14 | 2.0 |
| 23 MWAMBA, Patrick | 4-0 | 44 | 11.0 | 3-9 | .333 | 0-4 | .000 | 1-2 | .500 | 3 | 5 | 8 | 2.0 | 9 | 0 | 3 | 4 | 0 | 0 | 7 | 1.8 |
| 02 BRYANT, DJ | 5-2 | 47 | 9.4 | 0-4 | .000 | 0-4 | .000 | 2-3 | .667 | 0 | 3 | 3 | 0.6 | 5 | 0 | 4 | 4 | 0 | 4 | 2 | 0.4 |
| TM TEAM | | | | | | | | | | 15 | 13 | 28 | | | | | 2 | | | | |
| UT Arlington | 8 | 1600 | | 184-457 | .403 | 56-189 | .296 | 134-179 | .749 | 94 | 205 | 299 | 37.4 | 158 | 0 | 112 | 106 | 14 | 49 | 558 | 69.8 |
| Opponents | 8 | 1600 | | 184-427 | .431 | 56-166 | .337 | 122-178 | .685 | 66 | 198 | 264 | 33.0 | 156 | 0 | 94 | 105 | 32 | 51 | 546 | 68.3 |

| Team Statistics | UTA | OPP |
|------------------------|---------|---------|
| SCORING | 558 | 546 |
| Points per game | 69.8 | 68.3 |
| Scoring margin | +1.5 | - |
| FIELD GOALS-ATT | 184-457 | 184-427 |
| Field goal pct | .403 | .431 |
| 3 POINT FG-ATT | 56-189 | 56-166 |
| 3-point FG pct | .296 | .337 |
| 3-pt FG made per game | 7.0 | 7.0 |
| FREE THROW-ATT | 134-179 | 122-178 |
| Free throw pct | .749 | .685 |
| F-Throws made per game | 16.8 | 15.3 |
| REBOUNDS | 299 | 264 |
| Rebounds per game | 37.4 | 33.0 |
| Rebounding margin | +4.4 | - |
| ASSISTS | 112 | 94 |
| Assists per game | 14.0 | 11.8 |
| TURNOVERS | 106 | 105 |
| Turnovers per game | 13.3 | 13.1 |
| Turnover margin | -0.1 | - |
| Assist/turnover ratio | 1.1 | 0.9 |
| STEALS | 49 | 51 |
| Steals per game | 6.1 | 6.4 |
| BLOCKS | 14 | 32 |
| Blocks per game | 1.8 | 4.0 |
| Attendance | 6434 | 5842 |
| Home game-Avg/Game | 4-1609 | 4-1461 |
| Neutral site-Avg/game | | 0-0 |

| Date | Opponent | Score | Att. |
|-------------------|----------------------|---------|------|
| * 01/03/19 | GEORGIA STATE | L 58-63 | 1425 |
| * 01/05/19 | GEORGIA SOUTHERN | L 64-77 | 1530 |
| * 01/10/19 | at Appalachian State | W 82-72 | 827 |
| * 01/12/19 | at Coastal Carolina | W 61-58 | 989 |
| * 01/17/19 | ARKANSAS STATE | W 68-59 | 2013 |
| * 01/19/19 | LITTLE ROCK | W 82-73 | 1466 |
| * 01/24/19 | at Georgia Southern | W 72-67 | 2357 |
| * 01/26/19 | at Georgia State | L 71-77 | 1669 |
| * Conference game | | | |

| Score by periods | 1st | 2nd | Total |
|------------------|-----|-----|-------|
| Opponents | 246 | 300 | 546 |
| UT Arlington | 250 | 308 | 558 |

2018-19 SEASON STATISTICS

2018-19 @UTA_MBB MAVERICKS
UT Arlington Game by Game Comparison

| Opponent | 1st | 2nd | Score | Mar | Total FG | FG Pct | 3-Pointers | All Games | Free Throws | FT Pct | Rebounds | Assist | T/Over | Block | Steal | Fouls |
|-------------------|-------|-------|-------|-------|-------------|-----------|------------|-----------|-------------|-----------|----------|--------|--------|-------|-------|-------|
| TEXAS-TYLER | 51/25 | 39/41 | 90-66 | +24 | 31-71/24-61 | .437/.393 | 7-28/9-32 | .250/.281 | 21-26/9-12 | .808/.750 | 42/31 | +11 | 14/16 | 13/24 | 4/4 | 12/3 |
| NORTHERN IOWA | 32/33 | 42/32 | 74-65 | +9 | 23-51/22-56 | .451/.393 | 5-19/3-22 | .263/.136 | 23-31/18-27 | .742/.667 | 37/29 | +8 | 13/8 | 14/10 | 1/6 | 8/5 |
| TEXAS A&M-CORPUS | 39/30 | 28/43 | 67-73 | (-6) | 23-61/30-63 | .377/.476 | 6-32/5-15 | .188/.333 | 15-21/8-13 | .714/.615 | 31/39 | (-8) | 9/18 | 12/11 | 5/2 | 17/17 |
| UC DAVIS | 38/30 | 30/29 | 68-59 | +9 | 18-47/20-45 | .383/.444 | 8-26/6-23 | .308/.261 | 24-28/13-25 | .857/.520 | 33/29 | +4 | 11/10 | 14/18 | 1/0 | 8/4 |
| Indiana | 22/39 | 42/39 | 64-78 | (-14) | 24-56/30-55 | .429/.545 | 8-29/2-12 | .276/.167 | 8-10/16-23 | .800/.696 | 25/33 | (-8) | 7/17 | 18/18 | 1/4 | 9/7 |
| Arkansas | 26/31 | 34/47 | 60-78 | (-18) | 18-55/21-55 | .327/.382 | 6-27/2-16 | .222/.125 | 18-27/34-46 | .667/.739 | 36/46 | (-10) | 7/15 | 19/16 | 2/4 | 8/7 |
| Tulsa | 31/31 | 27/41 | 58-72 | (-14) | 23-59/29-59 | .390/.492 | 3-20/10-18 | .150/.556 | 9-15/4-7 | .600/.571 | 42/28 | +14 | 15/15 | 16/10 | 3/4 | 6/10 |
| UT RIO GRANDE VAL | 29/32 | 36/44 | 65-76 | (-11) | 22-56/25-53 | .393/.472 | 1-12/4-13 | .083/.308 | 20-24/22-35 | .833/.629 | 46/27 | +19 | 9/9 | 21/11 | 3/3 | 8/11 |
| Missouri | 21/37 | 24/28 | 45-65 | (-20) | 18-46/23-52 | .391/.442 | 5-18/9-25 | .278/.360 | 4-11/10-16 | .364/.625 | 27/35 | (-8) | 11/10 | 21/14 | 2/3 | 6/8 |
| North Texas | 36/31 | 25/32 | 61-63 | (-2) | 23-54/24-58 | .426/.414 | 9-19/4-25 | .474/.160 | 6-13/11-17 | .462/.647 | 38/36 | +2 | 11/10 | 16/10 | 5/3 | 5/4 |
| GONZAGA | 30/48 | 25/41 | 55-89 | (-34) | 19-71/31-59 | .268/.525 | 8-34/6-24 | .235/.250 | 9-11/21-25 | .818/.840 | 31/53 | (-22) | 11/20 | 11/15 | 0/8 | 10/8 |
| Cal Poly | 33/39 | 28/22 | 75-70 | +5 | 23-58/26-62 | .397/.419 | 6-21/10-32 | .286/.313 | 23-34/8-12 | .676/.667 | 44/36 | +8 | 11/12 | 18/23 | 4/3 | 12/11 |
| Texas | 26/33 | 30/43 | 56-76 | (-20) | 17-48/28-66 | .354/.424 | 7-22/6-21 | .318/.286 | 15-18/14-21 | .833/.667 | 34/41 | (-7) | 7/9 | 14/5 | 4/4 | 3/5 |
| GEORGIA STATE | 28/31 | 30/32 | 58-63 | (-5) | 20-56/16-39 | .357/.410 | 2-25/8-21 | .080/.381 | 16-22/23-38 | .727/.605 | 40/31 | +9 | 12/9 | 15/19 | 1/5 | 4/9 |
| GEORGIA SOUTHER | 32/32 | 32/45 | 64-77 | (-13) | 22-61/25-49 | .361/.510 | 6-28/8-21 | .214/.381 | 14-22/19-23 | .636/.826 | 34/36 | (-2) | 11/15 | 13/15 | 1/3 | 7/5 |
| Appalachian State | 28/32 | 54/40 | 82-72 | +10 | 28-58/23-58 | .483/.397 | 9-20/5-22 | .450/.227 | 17-21/21-27 | .810/.778 | 43/27 | +16 | 17/11 | 16/7 | 2/5 | 3/7 |
| Coastal Carolina | 26/26 | 35/32 | 61-58 | +3 | 20-52/19-49 | .385/.388 | 11-31/7-17 | .355/.412 | 10-14/13-20 | .714/.650 | 30/31 | (-1) | 12/11 | 13/14 | 3/0 | 5/4 |
| ARKANSAS STATE | 27/18 | 41/41 | 68-59 | +9 | 20-54/22-55 | .370/.400 | 5-21/6-22 | .238/.273 | 23-30/9-14 | .767/.643 | 31/42 | (-11) | 14/13 | 9/20 | 3/2 | 13/3 |
| LITTLE ROCK | 49/38 | 33/35 | 82-73 | +9 | 21-44/24-54 | .477/.444 | 6-14/7-17 | .429/.412 | 34-39/18-27 | .872/.667 | 35/29 | +6 | 15/13 | 16/11 | 1/3 | 7/9 |
| Georgia Southern | 31/37 | 41/30 | 72-67 | +5 | 25-60/29-65 | .417/.446 | 9-23/5-21 | .391/.238 | 13-20/4-9 | .650/.444 | 38/38 | - | 15/9 | 10/12 | 3/5 | 7/6 |
| Georgia State | 29/32 | 42/45 | 71-77 | (-6) | 28-72/26-58 | .389/.448 | 8-27/10-25 | .296/.400 | 7-11/15-20 | .636/.750 | 48/30 | +18 | 16/13 | 14/7 | 0/9 | 3/8 |

Note: Game totals are displayed in the format TEAM/OPPONENT for each category



UTA GAME HIGHS

| | | |
|----------------------------|--------------|-------------------------------------|
| Points | 90 | TEXAS-TYLER (11/06/18) |
| | 82 | LITTLE ROCK (01/19/19) |
| | 82 | at Appalachian State (01/10/19) |
| | 74 | NORTHERN IOWA (11/10/18) |
| Field Goals Made | 31 | TEXAS-TYLER (11/06/18) |
| | 28 | at Georgia State (01/26/19) |
| | 28 | at Appalachian State (01/10/19) |
| | 24 | at Indiana (11/20/18) |
| Field Goal Attempts | 72 | at Georgia State (01/26/19) |
| | 71 | TEXAS-TYLER (11/06/18) |
| | 71 | at GONZAGA (12/18/18) |
| | 60 | at Georgia Southern (01/24/19) |
| Field Goal Percentage | .483 (28-58) | at Appalachian State (01/10/19) |
| | .477 (21-44) | LITTLE ROCK (01/19/19) |
| | .437 (31-71) | TEXAS-TYLER (11/06/18) |
| 3 PT Field Goals Made | 11 | at Coastal Carolina (01/12/19) |
| | 9 | at Appalachian State (01/10/19) |
| | 9 | at North Texas (12/08/18) |
| | 9 | at Georgia Southern (01/24/19) |
| | 7 | at Texas (12/28/18) |
| 3 PT Field Goals Attempted | 34 | at GONZAGA (12/18/18) |
| | 32 | TEXAS A&M-CORPUS CHRISTI (11/16/18) |
| | 29 | at Indiana (11/20/18) |
| 3 PT Field Goal Percentage | .474 (9-19) | at North Texas (12/08/18) |
| | .450 (9-20) | at Appalachian State (01/10/19) |
| | .391 (9-23) | at Georgia Southern (01/24/19) |
| Free Throws Made | 34 | LITTLE ROCK (01/19/19) |
| | 24 | UC DAVIS (11/18/18) |
| | 21 | TEXAS-TYLER (11/06/18) |
| Free Throws Attempts | 39 | LITTLE ROCK (01/19/19) |
| | 34 | at Cal Poly (12/21/18) |
| | 30 | ARKANSAS STATE (01/17/19) |
| Free Throw Percentage | .872 (34-39) | LITTLE ROCK (01/19/19) |
| | .857 (24-28) | UC DAVIS (11/18/18) |
| | .818 (9-11) | at GONZAGA (12/18/18) |
| Rebounds | 48 | at Georgia State (01/26/19) |
| | 46 | UT RIO GRANDE VALLEY (12/01/18) |
| | 43 | at Appalachian State (01/10/19) |
| Assists | 17 | at Appalachian State (01/10/19) |
| | 16 | at Georgia State (01/26/19) |
| | 14 | TEXAS-TYLER (11/06/18) |
| Steals | 13 | ARKANSAS STATE (01/17/19) |
| | 12 | TEXAS-TYLER (11/06/18) |
| | 12 | at Cal Poly (12/21/18) |
| | 9 | at Indiana (11/20/18) |
| Blocked Shots | 5 | at North Texas (12/08/18) |
| | 5 | TEXAS A&M-CORPUS CHRISTI (11/16/18) |

OPPONENT GAME HIGHS

| | | |
|----------------------------|--------------|-------------------------------------|
| Points | 89 | at GONZAGA (12/18/18) |
| | 78 | at Arkansas (11/23/18) |
| | 78 | at Indiana (11/20/18) |
| | 76 | at Texas (12/28/18) |
| Field Goals Made | 31 | at GONZAGA (12/18/18) |
| | 30 | TEXAS A&M-CORPUS CHRISTI (11/16/18) |
| | 30 | at Indiana (11/20/18) |
| | 28 | at Texas (12/28/18) |
| Field Goal Attempts | 66 | at Texas (12/28/18) |
| | 65 | at Georgia Southern (01/24/19) |
| | 62 | at Cal Poly (12/21/18) |
| Field Goal Percentage | .545 (30-55) | at Indiana (11/20/18) |
| | .525 (31-59) | at GONZAGA (12/18/18) |
| | .492 (29-59) | at Tulsa (11/27/18) |
| 3 PT Field Goals Made | 10 | at Tulsa (11/27/18) |
| | 10 | at Cal Poly (12/21/18) |
| | 10 | at Georgia State (01/26/19) |
| | 9 | at Missouri (12/04/18) |
| | 9 | TEXAS-TYLER (11/06/18) |
| | 7 | at Coastal Carolina (01/12/19) |
| 3 PT Field Goals Attempted | 32 | TEXAS-TYLER (11/06/18) |
| | 32 | at Cal Poly (12/21/18) |
| | 25 | at North Texas (12/08/18) |
| | 25 | at Missouri (12/04/18) |
| | 25 | at Georgia State (01/26/19) |
| | 23 | UC DAVIS (11/18/18) |
| 3 PT Field Goal Percentage | .556 (10-18) | at Tulsa (11/27/18) |
| | .412 (7-17) | LITTLE ROCK (01/19/19) |
| | .412 (7-17) | at Coastal Carolina (01/12/19) |
| | .381 (8-21) | GEORGIA SOUTHERN (01/05/19) |
| Free Throws Made | 34 | at Arkansas (11/23/18) |
| | 23 | GEORGIA STATE (01/03/19) |
| | 21 | at GONZAGA (12/18/18) |
| Free Throws Attempts | 46 | at Arkansas (11/23/18) |
| | 38 | GEORGIA STATE (01/03/19) |
| | 27 | at Appalachian State (01/10/19) |
| Free Throw Percentage | .840 (21-25) | at GONZAGA (12/18/18) |
| | .826 (19-23) | GEORGIA SOUTHERN (01/05/19) |
| | .750 (9-12) | TEXAS-TYLER (11/06/18) |
| Rebounds | 53 | at GONZAGA (12/18/18) |
| | 46 | at Arkansas (11/23/18) |
| | 41 | at Texas (12/28/18) |
| Assists | 20 | at GONZAGA (12/18/18) |
| | 18 | TEXAS A&M-CORPUS CHRISTI (11/16/18) |
| | 16 | TEXAS-TYLER (11/06/18) |
| Steals | 11 | at Cal Poly (12/21/18) |

UTA GAME LOWS

| | | |
|----------------------------|--------------|-------------------------------------|
| Points | 45 | at Missouri (12/04/18) |
| | 55 | at GONZAGA (12/18/18) |
| | 58 | at Tulsa (11/27/18) |
| Field Goals Made | 17 | at Texas (12/28/18) |
| | 18 | at Arkansas (11/23/18) |
| | 18 | UC DAVIS (11/18/18) |
| | 18 | at Missouri (12/04/18) |
| | 20 | at Coastal Carolina (01/12/19) |
| Field Goal Attempts | 44 | LITTLE ROCK (01/19/19) |
| | 46 | at Missouri (12/04/18) |
| | 48 | at Texas (12/28/18) |
| Field Goal Percentage | .268 (19-71) | at GONZAGA (12/18/18) |
| | .327 (18-55) | at Arkansas (11/23/18) |
| | .357 (20-56) | GEORGIA STATE (01/03/19) |
| 3 PT Field Goals Made | 1 | UT RIO GRANDE VALLEY (12/01/18) |
| | 2 | GEORGIA STATE (01/03/19) |
| | 5 | ARKANSAS STATE (01/17/19) |
| 3 PT Field Goals Attempted | 12 | UT RIO GRANDE VALLEY (12/01/18) |
| | 14 | LITTLE ROCK (01/19/19) |
| | 19 | at North Texas (12/08/18) |
| 3 PT Field Goal Percentage | .080 (2-25) | GEORGIA STATE (01/03/19) |
| | .083 (1-12) | UT RIO GRANDE VALLEY (12/01/18) |
| | .188 (6-32) | TEXAS A&M-CORPUS CHRISTI (11/16/18) |
| Free Throws Made | 4 | at Missouri (12/04/18) |
| | 6 | at North Texas (12/08/18) |
| | 8 | at Indiana (11/20/18) |
| Free Throws Attempts | 10 | at Indiana (11/20/18) |
| | 11 | at GONZAGA (12/18/18) |
| | 11 | at Georgia State (01/26/19) |
| | 11 | at Missouri (12/04/18) |
| | 14 | at Coastal Carolina (01/12/19) |
| Free Throw Percentage | .364 (4-11) | at Missouri (12/04/18) |
| | .462 (6-13) | at North Texas (12/08/18) |
| | .636 (7-11) | at Georgia State (01/26/19) |
| Rebounds | 25 | at Indiana (11/20/18) |
| | 27 | at Missouri (12/04/18) |
| | 31 | TEXAS A&M-CORPUS CHRISTI (11/16/18) |
| Assists | 7 | at Arkansas (11/23/18) |
| | 7 | at Texas (12/28/18) |
| | 7 | at Indiana (11/20/18) |
| | 9 | TEXAS A&M-CORPUS CHRISTI (11/16/18) |
| | 9 | UT RIO GRANDE VALLEY (12/01/18) |
| | 12 | at Coastal Carolina (01/12/19) |
| Steals | 3 | at Georgia State (01/26/19) |
| | 3 | at Texas (12/28/18) |
| | 3 | at Appalachian State (01/10/19) |
| | 4 | TEXAS A&M-CORPUS CHRISTI (11/16/18) |

OPPONENT GAME LOWS

| | | |
|----------------------------|--------------|-------------------------------------|
| Points | 58 | at Coastal Carolina (01/12/19) |
| | 59 | UC DAVIS (11/18/18) |
| | 59 | ARKANSAS STATE (01/17/19) |
| | 65 | NORTHERN IOWA (11/10/18) |
| Field Goals Made | 16 | GEORGIA STATE (01/03/19) |
| | 19 | at Coastal Carolina (01/12/19) |
| | 21 | at Arkansas (11/23/18) |
| Field Goal Attempts | 39 | GEORGIA STATE (01/03/19) |
| | 45 | UC DAVIS (11/18/18) |
| | 52 | at Missouri (12/04/18) |
| Field Goal Percentage | .382 (21-55) | at Arkansas (11/23/18) |
| | .388 (19-49) | at Coastal Carolina (01/12/19) |
| | .397 (23-58) | at Appalachian State (01/10/19) |
| 3 PT Field Goals Made | 2 | at Indiana (11/20/18) |
| | 2 | at Arkansas (11/23/18) |
| | 3 | NORTHERN IOWA (11/10/18) |
| | 5 | TEXAS A&M-CORPUS CHRISTI (11/16/18) |
| 3 PT Field Goals Attempted | 12 | at Indiana (11/20/18) |
| | 13 | UT RIO GRANDE VALLEY (12/01/18) |
| | 16 | at Arkansas (11/23/18) |
| 3 PT Field Goal Percentage | .125 (2-16) | at Arkansas (11/23/18) |
| | .136 (3-22) | NORTHERN IOWA (11/10/18) |
| | .167 (2-12) | at Indiana (11/20/18) |
| Free Throws Made | 4 | at Georgia Southern (01/24/19) |
| | 4 | at Tulsa (11/27/18) |
| | 8 | TEXAS A&M-CORPUS CHRISTI (11/16/18) |
| | 8 | at Cal Poly (12/21/18) |
| | 10 | at Missouri (12/04/18) |
| Free Throws Attempts | 7 | at Tulsa (11/27/18) |
| | 9 | at Georgia Southern (01/24/19) |
| | 13 | TEXAS A&M-CORPUS CHRISTI (11/16/18) |
| Free Throw Percentage | .444 (4-9) | at Georgia Southern (01/24/19) |
| | .520 (13-25) | UC DAVIS (11/18/18) |
| | .605 (23-38) | GEORGIA STATE (01/03/19) |
| Rebounds | 27 | UT RIO GRANDE VALLEY (12/01/18) |
| | 27 | at Appalachian State (01/10/19) |
| | 28 | at Tulsa (11/27/18) |
| | 30 | at Georgia State (01/26/19) |
| Assists | 8 | NORTHERN IOWA (11/10/18) |
| | 9 | at Georgia Southern (01/24/19) |
| | 9 | at Texas (12/28/18) |
| | 9 | GEORGIA STATE (01/03/19) |
| | 9 | UT RIO GRANDE VALLEY (12/01/18) |
| | 11 | at Appalachian State (01/10/19) |
| Steals | 3 | ARKANSAS STATE (01/17/19) |
| | 3 | TEXAS-TYLER (11/06/18) |

UTA PLAYER GAME HIGHS

| | | |
|--------------------------|--------------|--------------------------------------------------------|
| Points | 32 | Dennis, Edric LITTLE ROCK (01/19/19) |
| | 26 | Warren, Brian TEXAS A&M-CORPUS CHRISTI (11/16/18) |
| | 25 | Dennis, Edric ARKANSAS STATE (01/17/19) |
| | 23 | Ibarguen, Andres UT RIO GRANDE VALLEY (12/01/18) |
| | 23 | Dennis, Edric at Texas (12/28/18) |
| Field Goals Made | 10 | Warren, Brian TEXAS A&M-CORPUS CHRISTI (11/16/18) |
| | 10 | Ibarguen, Andres UT RIO GRANDE VALLEY (12/01/18) |
| Field Goals Att. | 17 | Warren, Brian at GONZAGA (12/18/18) |
| | 17 | Dennis, Edric ARKANSAS STATE (01/17/19) |
| FG Pct (min 5 made) | .833 (10-12) | Ibarguen, Andres UT RIO GRANDE VALLEY (12/01/18) |
| | .714 (10-14) | Warren, Brian TEXAS A&M-CORPUS CHRISTI (11/16/18) |
| | .714 (5-7) | Mwamba, Patrick TEXAS-TYLER (11/06/18) |
| | .714 (5-7) | Jackson-Young, TiAndre at Appalachian State (01/10/19) |
| | .714 (5-7) | Jackson-Young, TiAndre at Coastal Carolina (01/12/19) |
| 3-Point FG Made | 6 | Dennis, Edric at Texas (12/28/18) |
| | 5 | Jackson-Young, TiAndre at Coastal Carolina (01/12/19) |
| 3-Point FG Att. | 13 | Dennis, Edric at Coastal Carolina (01/12/19) |
| | 12 | Dennis, Edric GEORGIA STATE (01/03/19) |
| 3-Pt FG Pct (min 2 made) | 1.000 (2-2) | Mwamba, Patrick at North Texas (12/08/18) |
| | 1.000 (2-2) | Castro, Pedro at Appalachian State (01/10/19) |
| Free Throws Made | 15 | Dennis, Edric LITTLE ROCK (01/19/19) |
| | 9 | Azore, David at Appalachian State (01/10/19) |
| Free Throws Att. | 17 | Dennis, Edric LITTLE ROCK (01/19/19) |
| | 10 | Warren, Brian at Arkansas (11/23/18) |
| | 10 | Azore, David at Appalachian State (01/10/19) |
| | 10 | Dennis, Edric ARKANSAS STATE (01/17/19) |
| FT Pct (min 3 made) | 1.000 (8-8) | Azore, David NORTHERN IOWA (11/10/18) |
| | 1.000 (8-8) | Warren, Brian UC DAVIS (11/18/18) |
| | 1.000 (8-8) | Azore, David at Georgia Southern (01/24/19) |
| | 1.000 (6-6) | Warren, Brian LITTLE ROCK (01/19/19) |
| | 1.000 (5-5) | Bryant, DJ UC DAVIS (11/18/18) |
| | 1.000 (4-4) | Bryant, DJ TEXAS A&M-CORPUS CHRISTI (11/16/18) |
| | 1.000 (4-4) | Azore, David TEXAS A&M-CORPUS CHRISTI (11/16/18) |
| | 1.000 (4-4) | Dennis, Edric at Indiana (11/20/18) |
| | 1.000 (4-4) | Mwamba, Patrick UT RIO GRANDE VALLEY (12/01/18) |
| | 1.000 (4-4) | Azore, David at Texas (12/28/18) |
| | 1.000 (4-4) | Dennis, Edric GEORGIA SOUTHERN (01/05/19) |
| Rebounds | 13 | Ibarguen, Andres UT RIO GRANDE VALLEY (12/01/18) |
| | 11 | Dennis, Edric NORTHERN IOWA (11/10/18) |
| | 11 | Jackson-Young, TiAndre UC DAVIS (11/18/18) |
| | 11 | Davis, Radshad NORTHERN IOWA (11/10/18) |
| | 11 | Azore, David at Appalachian State (01/10/19) |
| | 11 | Narcis, Jabari TEXAS-TYLER (11/06/18) |
| Assists | 7 | Warren, Brian at Tulsa (11/27/18) |
| | 6 | Azore, David at North Texas (12/08/18) |
| | 6 | Warren, Brian ARKANSAS STATE (01/17/19) |
| | 6 | Dennis, Edric at Georgia State (01/26/19) |
| Steals | 6 | Bryant, DJ at Cal Poly (12/21/18) |
| | 5 | Bryant, DJ at Indiana (11/20/18) |
| Blocked Shots | 4 | Ibarguen, Andres at North Texas (12/08/18) |
| | 3 | Davis, Radshad TEXAS A&M-CORPUS CHRISTI (11/16/18) |
| | 3 | Ibarguen, Andres at Cal Poly (12/21/18) |
| Turnovers | 5 | Azore, David UT RIO GRANDE VALLEY (12/01/18) |
| | 5 | Davis, Radshad UT RIO GRANDE VALLEY (12/01/18) |
| | 5 | Azore, David at GONZAGA (12/18/18) |
| | 5 | Dennis, Edric at Appalachian State (01/10/19) |
| | 5 | Dennis, Edric at Georgia State (01/26/19) |
| Fouls | 5 | Azore, David UT RIO GRANDE VALLEY (12/01/18) |
| | 5 | Warren, Brian UT RIO GRANDE VALLEY (12/01/18) |
| | 5 | Bryant, DJ at Arkansas (11/23/18) |
| | 5 | Azore, David at Arkansas (11/23/18) |
| | 5 | Warren, Brian at North Texas (12/08/18) |
| | 5 | Warren, Brian at Texas (12/28/18) |
| | 5 | Dennis, Edric GEORGIA STATE (01/03/19) |
| | 5 | Ibarguen, Andres LITTLE ROCK (01/19/19) |
| | 5 | Davis, Radshad at Georgia Southern (01/24/19) |

OPPONENT PLAYER GAME HIGHS

| | | |
|--------------------------|--------------|-----------------------------------------------------|
| Points | 27 | Thomas, Jeff at Georgia State (01/26/19) |
| | 24 | JEFFRIES, DaQuan at Tulsa (11/27/18) |
| | 23 | Morgan, Juwan at Indiana (11/20/18) |
| | 22 | Varner Jr., Lesley UT RIO GRANDE VALLEY (12/01/18) |
| | 21 | Smith, Myles TEXAS A&M-CORPUS CHRISTI (11/16/18) |
| | 21 | Gafford, Daniel at Arkansas (11/23/18) |
| | 21 | Jackson, Quan GEORGIA SOUTHERN (01/05/19) |
| | 21 | Nowell, Markquis LITTLE ROCK (01/19/19) |
| Field Goals Made | 11 | Thomas, Jeff at Georgia State (01/26/19) |
| | 10 | JEFFRIES, DaQuan at Tulsa (11/27/18) |
| Field Goals Att. | 17 | Green, AJ NORTHERN IOWA (11/10/18) |
| | 15 | Smith, Myles TEXAS A&M-CORPUS CHRISTI (11/16/18) |
| | 15 | Lewis, Tony TEXAS A&M-CORPUS CHRISTI (11/16/18) |
| | 15 | Fields, Donovan at Cal Poly (12/21/18) |
| | 15 | Thomas, Jeff at Georgia State (01/26/19) |
| FG Pct (min 5 made) | .909 (10-11) | JEFFRIES, DaQuan at Tulsa (11/27/18) |
| | .833 (5-6) | McCadden, Elijah GEORGIA SOUTHERN (01/05/19) |
| 3-Point FG Made | 6 | Crowe, Mark at Cal Poly (12/21/18) |
| | 5 | Jackson, Quan GEORGIA SOUTHERN (01/05/19) |
| | 5 | Thomas, Jeff at Georgia State (01/26/19) |
| 3-Point FG Att. | 9 | Gibson, Umoja at North Texas (12/08/18) |
| | 9 | Jackson, Quan GEORGIA SOUTHERN (01/05/19) |
| 3-Pt FG Pct (min 2 made) | .833 (5-6) | Thomas, Jeff at Georgia State (01/26/19) |
| | .800 (4-5) | JEFFRIES, DaQuan at Tulsa (11/27/18) |
| Free Throws Made | 9 | Levi, Javon UT RIO GRANDE VALLEY (12/01/18) |
| | 9 | Gafford, Daniel at Arkansas (11/23/18) |
| | 9 | Simonds, D'Marcus GEORGIA STATE (01/03/19) |
| | 9 | Johnson, Isaac at Appalachian State (01/10/19) |
| Free Throws Att. | 14 | Simonds, D'Marcus GEORGIA STATE (01/03/19) |
| | 12 | Levi, Javon UT RIO GRANDE VALLEY (12/01/18) |
| FT Pct (min 3 made) | 1.000 (8-8) | Jones Jr., David-Lee GEORGIA SOUTHERN (01/05/19) |
| | 1.000 (6-6) | TILMON, Jeremiah at Missouri (12/04/18) |
| | 1.000 (6-6) | Cuthbertson, Zac at Coastal Carolina (01/12/19) |
| | 1.000 (4-4) | Green, AJ NORTHERN IOWA (11/10/18) |
| | 1.000 (4-4) | Jones, Mason at Arkansas (11/23/18) |
| | 1.000 (4-4) | Miller, Michael at North Texas (12/08/18) |
| | 1.000 (4-4) | KISPERT, Corey at GONZAGA (12/18/18) |
| | 1.000 (4-4) | Febres, Jase at Texas (12/28/18) |
| | 1.000 (4-4) | Dawkins, Trey GEORGIA SOUTHERN (01/05/19) |
| | 1.000 (3-3) | Draper, DJ at North Texas (12/08/18) |
| Rebounds | 13 | CLARKE, Brandon at GONZAGA (12/18/18) |
| | 12 | TILMON, Jeremiah at Missouri (12/04/18) |
| | 11 | Crawley, Isaiah at Georgia Southern (01/24/19) |
| | 11 | HACHIMURA, Rui at GONZAGA (12/18/18) |
| | 10 | Morgan, Juwan at Indiana (11/20/18) |
| | 10 | Simmons, Zachary at North Texas (12/08/18) |
| Assists | 8 | Toney, Emmanuel TEXAS A&M-CORPUS CHRISTI (11/16/18) |
| | 7 | Nowell, Markquis LITTLE ROCK (01/19/19) |
| Steals | 4 | JOINER, Elijah at Tulsa (11/27/18) |
| | 3 | Toney, Emmanuel TEXAS A&M-CORPUS CHRISTI (11/16/18) |
| | 3 | Phinisee, Rob at Indiana (11/20/18) |
| | 3 | Varner Jr., Lesley UT RIO GRANDE VALLEY (12/01/18) |
| | 3 | Bailey, Adrio at Arkansas (11/23/18) |
| | 3 | Fields, Donovan at Cal Poly (12/21/18) |
| | 3 | Garrick, Marcellus at Cal Poly (12/21/18) |
| | 3 | Mitrou-Long, Elijah at Texas (12/28/18) |
| | 3 | Williams, Kane GEORGIA STATE (01/03/19) |
| | 3 | Nowell, Markquis LITTLE ROCK (01/19/19) |
| | 3 | Jones Jr., David-Lee at Georgia Southern (01/24/19) |
| Blocked Shots | 3 | Morgan, Juwan at Indiana (11/20/18) |
| | 3 | CLARKE, Brandon at GONZAGA (12/18/18) |
| | 3 | PETRUSEV, Filip at GONZAGA (12/18/18) |
| | 3 | Johnson, Tyrell at Appalachian State (01/10/19) |
| | 3 | Benlevi, Malik at Georgia State (01/26/19) |
| | 3 | Tyson, Jordan at Georgia State (01/26/19) |
| Turnovers | 6 | Smith, Justin at Indiana (11/20/18) |
| | 6 | Crowe, Mark at Cal Poly (12/21/18) |
| Fouls | 5 | Haldeman, Spencer NORTHERN IOWA (11/10/18) |
| | 5 | TILMON, Jeremiah at Missouri (12/04/18) |
| | 5 | Osabuohien, Gabe at Arkansas (11/23/18) |
| | 5 | Thomas, Jeff GEORGIA STATE (01/03/19) |
| | 5 | Dawkins, Trey GEORGIA SOUTHERN (01/05/19) |
| | 5 | Bamba, Amidou at Coastal Carolina (01/12/19) |
| | 5 | Burns, Deondre LITTLE ROCK (01/19/19) |

SINGLE-GAME INDIVIDUAL PROGRAM RECORDS

POINTS

| Pts | Player | Opponent | Date |
|--------|------------------|-----------------------|----------------|
| 1. 44 | Dink Ford | Texas Wesleyan | Dec. 29, 1964 |
| 2. 43 | Steven Barber | at UTSA | Jan. 24, 2002 |
| 3. 41 | Larry Moore | Centenary | Jan. 18, 1973 |
| 4. 39 | Willie Brand | Prairie View A&M | Dec. 2, 1989 |
| 39 | Jerry Janek | Texas Wesleyan | Dec. 29, 1962 |
| 6. 38 | Erick Neal | Appalachian State | Feb. 1, 2018 |
| 38 | Marquez Haynes | UTSA | Jan. 16, 2010 |
| 38 | Steven Barber | Wichita State | Nov. 28, 2001 |
| 38 | Mike Nau | Lamar | Feb. 14, 1967 |
| 10. 37 | Erick Neal | Appalachian State | March 9, 2018 |
| 37 | Reger Dowell | WKU | March 1, 2014 |
| 37 | Leonard Wilson | ULM | March 6, 1993 |
| 37 | Eric Gore | North Texas | Feb. 25, 1991 |
| 37 | Bruce Tibbetts | at McMurry | Jan. 30, 1965 |
| 15. 36 | Marquez Haynes | vs. TAMU-CC | March 12, 2009 |
| 36 | Keith Greene | McNeese State | Feb. 17, 2000 |
| 36 | Sam Norton | at ULM | March 5, 1984 |
| 36 | Sam Norton | at Oral Roberts | Jan. 3, 1984 |
| 36 | Eddie Stallings | Trinity | Feb. 1, 1969 |
| 36 | Dink Ford | at Texas Wesleyan | Jan. 2, 1965 |
| 36 | Bruce Tibbetts | at Texas Wesleyan | Jan. 2, 1965 |
| 36 | John Reglin | at Texas Wesleyan | Jan. 25, 1964 |
| 23. 35 | Erick Neal | at ULM | Feb. 15, 2018 |
| 35 | Reger Dowell | Howard Payne | Nov. 13, 2014 |
| 35 | Bobby Kenyon | Northwestern State | Feb. 27, 1992 |
| 35 | Willie Brand | at Northwestern State | Feb. 16, 1991 |
| 35 | Freddie Anderson | at North Texas | Jan. 14, 1976 |
| 35 | Kenny Jenkins | at Denver | Jan. 10, 1976 |
| 35 | Eddie Stallings | West Texas A&M | Jan. 2, 1969 |
| 35 | Noel Roberts | Trinity | Jan. 5, 1963 |

FIELD GOALS MADE

| FG | Player | Opponent | Date |
|--------|------------------|----------------------|---------------|
| 1. 20 | Larry Moore | Centenary | Jan. 18, 1973 |
| 2. 16 | Cal Tate | Texas Wesleyan | Feb. 15, 1978 |
| 16 | Ronnie Marsh | at Abilene Christian | Jan. 22, 1973 |
| 16 | Mike Nau | Lamar | Feb. 14, 1967 |
| 16 | Noel Roberts | Trinity | Dec. 28, 1962 |
| 6. 15 | Robert Taylor | Texas Wesleyan | Dec. 17, 1996 |
| 15 | Bobby Kenyon | Huston-Tillotson | Nov. 29, 1990 |
| 15 | Sam Norton | ULM | Feb. 25, 1984 |
| 15 | Sam Norton | at Arkansas State | Jan. 28, 1984 |
| 15 | Eddie Stallings | Trinity | Feb. 1, 1969 |
| 15 | Bruce Tibbetts | at McMurry | Jan. 30, 1965 |
| 12. 14 | Sam Norton | at Oral Roberts | Jan. 3, 1984 |
| 14 | Cal Tate | Texas Wesleyan | Feb. 15, 1978 |
| 14 | Freeman Sparks | at McNeese State | Feb. 23, 1976 |
| 14 | Freddie Anderson | at Louisiana Tech | Feb. 2, 1976 |
| 14 | Freddie Anderson | at North Texas | Jan. 14, 1976 |
| 14 | Kenny Jenkins | at Denver | Jan. 10, 1976 |
| 14 | David Payne | Houston | Feb. 26, 1970 |
| 14 | Sherman Evans | Tennessee Tech | Dec. 15, 1968 |
| 14 | Dink Ford | vs. Texas Wesleyan | Dec. 12, 1964 |

FIELD GOAL ATTEMPTS

| FGA | Player | Opponent | Date |
|--------|------------------|----------------------|---------------|
| 1. 30 | Mike Nau | Texas Wesleyan | Dec. 4, 1965 |
| 30 | Noel Roberts | Trinity | Jan. 5, 1963 |
| 3. 29 | Miles Robertson | Pepperdine | Dec. 9, 1977 |
| 29 | Larry Moore | Centenary | Jan. 18, 1973 |
| 29 | Sherman Evans | at Lamar | Feb. 16, 1970 |
| 6. 28 | Eric Gore | University of Dallas | Dec. 8, 1990 |
| 28 | Freddie Anderson | at Louisiana Tech | Feb. 2, 1976 |
| 8. 27 | Marquez Haynes | North Texas | Nov. 18, 2009 |
| 27 | Steven Barber | at Wichita State | Nov. 28, 2001 |
| 27 | Robert Taylor | Texas Wesleyan | Dec. 17, 1996 |
| 27 | Willie Brand | Sam Houston State | Jan. 11, 1990 |
| 27 | Willie Brand | UTSA | Nov. 28, 1988 |
| 27 | Sam Norton | at Oral Roberts | Jan. 3, 1984 |
| 14. 26 | Cal Tate | Texas Wesleyan | Feb. 15, 1978 |
| 26 | Ronnie Marsh | at Centenary | Feb. 5, 1973 |
| 26 | Sherman Evans | Tennessee Tech | Dec. 15, 1969 |
| 26 | Mike Nau | Lamar | Feb. 14, 1967 |

FIELD GOAL PERCENTAGE (Min. 5 Made)

| Pct. (FG-A) | Player | Opponent | Date |
|------------------|------------------|---------------------|---------------|
| 1. 1.000 (10-10) | Jermaine Griffin | at Lamar | Feb. 14, 2008 |
| 1.000 (10-10) | Ike Mitchell | at Lamar | Jan. 18, 1986 |
| 1.000 (10-10) | Albert Culton | vs. Valpariso | Jan. 10, 1981 |
| 1.000 (9-9) | Erick Neal | at Rice | Nov. 29, 2015 |
| 1.000 (9-9) | Roger Shute | at TAMU-Kingsville | Jan. 19, 1976 |
| 1.000 (7-7) | Jorge Bilbao | at Louisiana | Feb. 7, 2015 |
| 1.000 (7-7) | Jermaine Griffin | UT Tyler | Nov. 11, 2006 |
| 1.000 (7-7) | Steven Thomas | at New Mexico State | Nov. 26, 2004 |
| 1.000 (6-6) | Johnny Hamilton | Rice | Nov. 29, 2017 |
| 1.000 (6-6) | Jordan Reves | Houston Baptist | Jan. 5, 2011 |
| 1.000 (6-6) | Keith Howell | UT Permian Basin | Dec. 5, 2003 |
| 1.000 (6-6) | Donald Harris | at Baylor | Nov. 21, 2001 |
| 1.000 (5-5) | Link Kabadyundi | at Alabama | Nov. 21, 2017 |
| 1.000 (5-5) | Kennedy Eubanks | at Georgia Southern | Feb. 4, 2016 |
| 1.000 (5-5) | Anthony Walker | at South Alabama | March 8, 2014 |
| 1.000 (5-5) | Anthony Walker | at Oklahoma | Dec. 17, 2013 |
| 1.000 (5-5) | Vincent Dillard | Samford | Nov. 12, 2013 |
| 1.000 (5-5) | Brandon Edwards | Central Arkansas | Feb. 7, 2011 |
| 1.000 (5-5) | Anthony Vereen | vs. Schreiner | Nov. 26, 2007 |
| 1.000 (5-5) | Jermaine Griffin | vs. UC Riverside | Nov. 12, 2007 |
| 1.000 (5-5) | Jermaine Griffin | San Diego | Dec. 4, 2004 |
| 1.000 (5-5) | Bill Washington | at Arkansas State | Dec. 6, 1997 |
| 1.000 (5-5) | Jesse Kemp | Lamar | Jan. 22, 1976 |

3-POINTERS MADE

| No. | Player | Opponent | Date |
|------|-------------------|------------------------|---------------|
| 1. 9 | Erick Neal | at ULM | Feb. 15, 2018 |
| 9 | Willie Brand | Northwestern State | Feb. 14, 1991 |
| 2. 8 | Eric Gore | at Charleston Southern | Dec. 28, 1991 |
| 3. 7 | Erick Neal | Georgia State | Feb. 24, 2018 |
| 7 | Kevin Hervey | at Louisiana | Mar. 4, 2017 |
| 7 | Jamel Outler | vs Houston Baptist | Nov. 22, 2014 |
| 7 | Kevin Butler | at Idaho | Feb. 14, 2013 |
| 7 | LaMarcus Reed III | at A&M-Corpus Christi | March 2, 2011 |
| 7 | Roge'r Guignard | at UTSA | Feb. 20, 2008 |
| 7 | Roge'r Guignard | vs. Hardin-Simmons | Dec. 29, 2007 |
| 7 | Brady Dawkins | at Nicholls | Feb. 23, 2006 |
| 7 | Jabari Johnson | at ULM | March 1, 2001 |
| 7 | Jabari Johnson | McNeese State | Jan. 27, 2000 |
| 7 | Ronald Smith | McNeese State | Feb. 13, 1993 |
| 7 | Ronald Smith | Stephen F. Austin | Jan. 23, 1993 |
| 7 | Darrell Harmon | UTSA | Jan. 2, 1992 |
| 7 | Glover Cody | McNeese State | Feb. 21, 1991 |
| 7 | Rodrick Ford | UT Pan American | Dec. 19, 1988 |
| 7 | Rodrick Ford | at UT Pan American | Dec. 19, 1987 |

3-POINT ATTEMPTS

| No. | Player | Opponent | Date |
|--------|-----------------|------------------------|---------------|
| 1. 17 | Roge'r Guignard | at UTSA | Feb. 20, 2008 |
| 2. 16 | Roge'r Guignard | at Texas Southern | Dec. 20, 2006 |
| 16 | Robert Mays | Nicholls | Dec. 3, 1990 |
| 4. 15 | Erick Neal | at South Alabama | Jan. 16, 2016 |
| 15 | Reger Dowell | at Georgia State | Feb. 1, 2014 |
| 15 | Jabari Johnson | McNeese State | Jan. 27, 2000 |
| 15 | Leonard Wilson | at Northwestern State | Feb. 1, 1992 |
| 15 | Bobby Kenyon | McNeese State | Feb. 21, 1991 |
| 15 | Ronnie Pruitt | McNeese State | Feb. 21, 1991 |
| 9. 14 | Erick Neal | at Georgia State | Jan. 25, 2018 |
| 14 | Reger Dowell | Troy | Jan. 23, 2014 |
| 14 | Ronald Smith | Stephen F. Austin | Jan. 23, 1993 |
| 14 | Eric Gore | at Stephen F. Austin | Jan. 11, 1992 |
| 14 | Eric Gore | at Charleston Southern | Dec. 28, 1991 |
| 14 | Robert Mays | at New Mexico | Nov. 23, 1990 |
| 13. 13 | Kevin Hervey | Georgia State | Feb. 24, 2018 |
| 13 | Brandon Long | at Houston Baptist | Nov. 29, 2008 |
| 13 | Brandon Long | at Texas Southern | Dec. 20, 2006 |
| 13 | Steven Barber | McNeese State | Jan. 27, 2000 |
| 13 | Anthony Durham | McNeese State | Jan. 30, 1997 |
| 13 | Willie Brand | Sam Houston State | Jan. 11, 1990 |
| 13 | Willie Brand | UTSA | Nov. 28, 1988 |

3-POINT PERCENTAGE (Min. 5 Made)

| Pct. (FG-A) | Player | Opponent | Date |
|----------------|--------------|----------|---------------|
| 1. 1.000 (7-7) | Kevin Butler | at Idaho | Feb. 14, 2013 |
| 1.000 (5-5) | Scott Cross | UTSA | Feb. 14, 1998 |



SINGLE-GAME INDIVIDUAL PROGRAM RECORDS

FREE THROWS MADE

| No. | Player | Opponent | Date |
|--------|---------------------|--------------------|----------------------|
| 1. 20 | Paul Renfro | Louisiana | Feb. 19, 1979 |
| 2. 19 | Eddie Stallings | West Texas A&M | Jan. 2, 1969 |
| 3. 18 | Dink Ford | TAMU-Commerce | Dec. 12, 1964 |
| 4. 17 | Jerry Janek | Texas Wesleyan | Dec. 29, 1962 |
| 5. 16 | Steven Thomas | San Diego | Dec. 4, 2004 |
| 16 | Steven Thomas | at UTSA | Jan. 10, 2004 |
| 16 | Dink Ford | vs. Texas Wesleyan | Dec. 29, 1964 |
| 16 | Jerry Janek | vs. Texas Wesleyan | Dec. 29, 1962 |
| 9. 15 | Edric Dennis | Little Rock | Jan. 19, 2019 |
| 15 | Reger Dowell | WKU | March 1, 2014 |
| 15 | Paul Renfro | McNeese State | Feb. 3, 1979 |
| 15 | Harvey Harris | Lamar | Dec. 18, 1962 |
| 12. 14 | Scott Cross | Air Force | Dec. 22, 1997 |
| 14 | Eddie Stallings | at Texas Tech | Jan. 20, 1968 |
| 14 | Dink Ford | Angelo State | Feb. 8, 1966 |
| 14 | Jay Hawley | vs. Texas Wesleyan | Dec. 29, 1960 |
| 14 | LaMarcus Reed | at UTSA | Mar. 3, 2012 |

FREE THROW ATTEMPTS

| No. | Player | Opponent | Date |
|-------|-----------------|----------------------|---------------|
| 1. 22 | Eddie Stallings | West Texas A&M | Jan. 18, 1969 |
| 22 | Steven Thomas | ULM | Jan. 22, 2005 |
| 3. 21 | Jerry Janek | Texas Wesleyan | Dec. 29, 1962 |
| 4. 20 | Glover Cody | at Georgia State | Dec. 15, 1990 |
| 20 | Paul Renfro | Louisiana | Feb. 19, 1979 |
| 6. 19 | Bruce Tibbetts | Austin College | Dec. 10, 1964 |
| 7. 18 | Reger Dowell | WKU | March 1, 2014 |
| 18 | Steven Thomas | Northwestern State | Jan. 12, 2005 |
| 18 | Steven Barber | at Sam Houston State | March 6, 2001 |
| 18 | Dink Ford | vs. Texas Wesleyan | Dec. 29, 1964 |

FREE THROW PERCENTAGE (Min. 10 Att.)

| Pct. (FG-A) | Player | Opponent | Date |
|------------------|------------------|-----------------------|---------------|
| 1. 1.000 (20-20) | Paul Renfro | at Louisiana | Feb. 19, 1979 |
| 1.000 (13-13) | Eddie Stallings | at Houston | Feb. 22, 1968 |
| 1.000 (12-12) | Jordan Reves | at McNeese State | Feb. 22, 2012 |
| 1.000 (12-12) | Derrick Obasohan | at Nicholls | Feb. 28, 2004 |
| 1.000 (12-12) | Brian Myers | at Northwestern State | Feb. 22, 1996 |
| 1.000 (12-12) | Paul Renfro | McNeese State | Jan. 28, 1980 |
| 1.000 (11-11) | Brandon Edwards | at South Alabama | March 8, 2014 |
| 1.000 (11-11) | Rodrick Epps | at Texas State | Feb. 3, 2007 |
| 1.000 (11-11) | Keith Howell | at Northwestern State | Jan. 30, 2003 |
| 1.000 (11-11) | Melvin Polk | at TCU | Dec. 1, 1979 |
| 1.000 (11-11) | Paul Renfro | at Wichita State | Dec. 8, 1978 |
| 1.000 (11-11) | Mike Nau | vs. Austin College | Dec. 29, 1965 |
| 1.000 (10-10) | Rodrick Epps | at AMCC | Feb. 19, 2007 |
| 1.000 (10-10) | Reggie Brown | North Texas | Feb. 3, 1996 |
| 1.000 (10-10) | Keith Cornett | at Northwestern State | Feb. 4, 1995 |
| 1.000 (10-10) | Ricky Leggett | at Baylor | Dec. 16, 1980 |
| 1.000 (10-10) | Melvin Polk | at Baylor | Dec. 16, 1980 |

REBOUNDS

| No. | Player | Opponent | Date |
|--------|------------------|--------------------|---------------|
| 1. 24 | Albert Culton | vs. Northeastern | Jan. 9, 1981 |
| 2. 23 | Bruce Tibbetts | Austin College | Dec. 10, 1964 |
| 23 | Jerry Janek | vs. Texas Wesleyan | Dec. 29, 1962 |
| 4. 22 | Jermaine Griffin | UT Permian Basin | Dec. 1, 2005 |
| 5. 21 | Mike Nau | Texas Wesleyan | Dec. 4, 1965 |
| 21 | Mike Nau | Austin College | Dec. 13, 1966 |
| 21 | Bruce Tibbetts | at McMurry | Jan. 30, 1965 |
| 8. 20 | Sam Norton | McNeese State | Feb. 11, 1984 |
| 20 | Mike Nau | Lamar | Feb. 14, 1967 |
| 20 | Sherman Evans | at Samford | Dec. 18, 1971 |
| 11. 19 | Brandon Edwards | at Troy | March 6, 2014 |
| 19 | Johnny McDowell | Sam Houston State | Jan. 21, 1993 |
| 19 | Donny Beachum | UT Pan American | Jan. 21, 2004 |
| 19 | John Reglin | Lamar | Feb. 14, 1967 |
| 19 | John Reglin | Lamar | Jan. 8, 1966 |
| 19 | Sam Norton | ULM | Feb. 2, 1984 |
| 19 | Sherman Evans | Arkansas | Dec. 13, 1970 |

OFFENSIVE REBOUNDS (Since 1983-84)

| No. | Player | Opponent | Date |
|-------|-----------------|-----------------------|---------------|
| 1. 12 | Johnny McDowell | UTSA | Jan. 2, 1992 |
| 12 | Sam Norton | McNeese State | Feb. 11, 1984 |
| 3. 11 | Eric Gore | University of Dallas | Dec. 8, 1990 |
| 11 | Sam Norton | Louisiana Tech | March 1, 1984 |
| 11 | Sam Norton | at Oral Roberts | Jan. 3, 1984 |
| 6. 10 | Eric Gore | at ULM | Feb. 16, 1991 |
| 10 | Michael Beasley | Morehead State | Jan. 3, 1989 |
| 8. 9 | Johnny Hamilton | vs. Georgia State | March 1, 2018 |
| 9 | Bill Washington | at Northwestern State | Feb. 18, 1999 |
| 9 | Bill Washington | at UTSA | Jan. 10, 1998 |
| 9 | Robert Taylor | Texas Wesleyan | Dec. 17, 1996 |
| 9 | Johnny McDowell | Sul Ross State | Dec. 4, 1992 |
| 9 | Johnny McDowell | at Northwestern State | Feb. 1, 1992 |
| 9 | Leonard Wilson | Nicholls | Dec. 3, 1990 |
| 9 | Bill Nygard | Huston-Tillotson | Nov. 29, 1990 |

DEFENSIVE REBOUNDS (Since 1983-84)

| No. | Player | Opponent | Date |
|--------|-------------------|----------------------|----------------|
| 1. 14 | Jermaine Griffin | UT Permian Basin | Dec. 1, 2005 |
| 14 | Robert Taylor | ULM | Feb. 27, 1997 |
| 14 | Sam Norton | North Texas | Feb. 9, 1984 |
| 14 | Sam Norton | ULM | Feb. 2, 1984 |
| 5. 13 | Kevin Hervey | at UTRGV | Dec. 16, 2018 |
| 13 | Kevin Hervey | South Alabama | Feb. 25, 2017 |
| 13 | Mack Callier | at Sam Houston State | Feb. 17, 2003 |
| 13 | David Allen | North Texas | Jan. 14, 1989 |
| 9. 12 | Kevin Hervey | Appalachian State | Feb. 1, 2018 |
| 12 | Kevin Hervey | at Loyola Marymount | Dec. 22, 2016 |
| 12 | Larry Posey | UTSA | Feb. 15, 2007 |
| 12 | Steven Thomas | at Stephen F. Austin | Jan. 26, 2006 |
| 12 | Anthony Durham | Northwestern State | March 1, 1997 |
| 12 | Bill Washington | Jarvis Christian | Dec. 2, 1996 |
| 12 | Johnny McDowell | Sam Houston State | Jan. 21, 1993 |
| 12 | Johnny McDowell | at Nicholls | Jan. 16, 1993 |
| 12 | Johnny McDowell | vs. Gonzaga | Dec. 11, 1992 |
| 18. 11 | David Azore | at Appalachian State | Jan. 10, 2019 |
| 11 | Johnny Hamilton | at Northern Iowa | Dec. 7, 2017 |
| 11 | Kevin Hervey | at Grand Canyon | Nov. 20, 2014 |
| 11 | Brandon Edwards | vs. ULM | March 13, 2014 |
| 11 | Brandon Edwards | at Troy | March 6, 2014 |
| 11 | Brandon Edwards | Samford | Nov. 12, 2013 |
| 11 | LaMarcus Reed III | vs. Southeastern La | Feb. 19, 2011 |
| 11 | Steven Thomas | SE Louisiana | Jan. 19, 2006 |
| 11 | Steven Thomas | at South Florida | Dec. 29, 2004 |
| 11 | Mack Callier | at Sam Houston State | March 6, 2001 |
| 11 | Mack Callier | Texas State | Feb. 12, 2001 |
| 11 | Brian Myers | TAMU-Commerce | Dec. 11, 1993 |

ASSISTS

| No. | Player | Opponent | Date |
|-------|------------------|-----------------------|---------------|
| 1. 17 | Jermaine Johnson | at Sam Houston State | Dec. 28, 1998 |
| 2. 16 | Sean Miller | at Northwestern State | Feb. 19, 1994 |
| 3. 15 | Erick Neal | at Niagara | Nov. 25, 2017 |
| 15 | Glover Cody | North Texas | Feb. 15, 1992 |
| 15 | Glover Cody | at Northwestern State | Feb. 14, 1991 |
| 15 | Glover Cody | at Sam Houston State | Jan. 25, 1991 |
| 6. 13 | Erick Neal | UT Dallas | Nov. 27, 2017 |
| 13 | Erick Neal | at BYU | Mar. 15, 2017 |
| 13 | Erick Neal | Louisiana | Jan. 23, 2017 |
| 13 | Erick Neal | UT Dallas | Dec. 5, 2016 |
| 13 | Glover Cody | at Iowa State | Dec. 10, 1991 |
| 13 | Glover Cody | vs. Army | Nov. 24, 1990 |
| 13 | Ronnell Peters | at UL Monroe | Feb. 25, 1984 |
| 13 | Ricky Leggett | at Denver | Dec. 12, 1978 |
| 13 | Jesse Kemp | McNeese State | Feb. 28, 1977 |
| 13 | David Payne | at UT Pan American | Jan. 18, 1971 |
| 13 | David Payne | at Texas Wesleyan | Dec. 16, 1969 |

SINGLE-GAME INDIVIDUAL PROGRAM RECORDS

BLOCKED SHOTS

| No. | Player | Opponent | Date |
|------|------------------|-----------------------|---------------|
| 1. 9 | Paul Renfro | Texas Wesleyan | Jan. 18, 1980 |
| 2. 8 | Miles Robertson | Louisiana Tech | March 1, 1979 |
| 3. 7 | Johnny Hamilton | at Georgia State | Jan. 25, 2018 |
| 4. 6 | Johnny Hamilton | Georgia Southern | Feb. 22, 2018 |
| 6 | Brandon Williams | vs Howard Payne | Dec. 20, 2014 |
| 6 | Jordan Reves | at San Jose State | Jan. 28, 2013 |
| 6 | Jordan Reves | vs. Louisiana Tech | Jan. 5, 2013 |
| 6 | Jermaine Griffin | at Western Illinois | Dec. 4, 2006 |
| 6 | Miles Robertson | St. Edward's | Nov. 26, 1977 |
| 6 | Trey Parker | Sam Houston State | Jan. 30, 2008 |
| 9. 5 | Brandon Edwards | ULM | Jan. 9, 2014 |
| 5 | Jermaine Griffin | at Texas State | Feb. 3, 2007 |
| 5 | Jermaine Griffin | UT Tyler | Nov. 11, 2006 |
| 5 | Roy Johnson | at Northwestern State | Feb. 26, 2004 |
| 5 | Jermaine Johnson | at UTSA | Jan. 7, 1999 |
| 5 | Johnny McDowell | McNeese State | Jan. 25, 1992 |
| 5 | Ralph McPherson | Arkansas State | Feb. 16, 1981 |
| 5 | Albert Culton | McNeese State | Feb. 7, 1981 |

STEALS

| No. | Player | Opponent | Date |
|------|-----------------|----------------------|---------------|
| 1. 8 | Bill Washington | McNeese State | Jan. 27, 2000 |
| 8 | Leonard Wilson | Nicholls | Dec. 3, 1990 |
| 3. 7 | Bill Washington | Stephen F. Austin | Feb. 11, 1999 |
| 7 | Bill Washington | McMurry | Nov. 24, 1998 |
| 7 | Glover Cody | at North Texas | Feb. 28, 1991 |
| 7 | Rodrick Ford | US International | Feb. 5, 1987 |
| 7 | Rodrick Ford | at Stephen F. Austin | Jan. 16, 1987 |
| 7 | Ronnell Peters | Arkansas State | Feb. 1, 1986 |

TURNOVERS

| No. | Player | Opponent | Date |
|-------|-------------------|---------------------|---------------|
| 1. 12 | Ricky Leggett | at Lamar | March 4, 1978 |
| 2. 11 | Erick Neal | at Georgia Southern | Jan. 27, 2018 |
| 11 | Johnny Hill | at Georgia State | Jan. 15, 2015 |
| 11 | Ronnie Marsh | at Hardin-Simmons | Feb. 2, 1974 |
| 5. 10 | Lonnie McClanahan | at Texas State | Jan. 18, 2014 |
| 10 | Josh Daniel | ULM | March 7, 2003 |
| 10 | Miles Robertson | at Lamar | Feb. 10, 1979 |
| 10 | Ricky Leggett | at Baylor | Dec. 16, 1980 |
| 10 | Greg Stuckey | at Lamar | Feb. 24, 1977 |

MINUTES PLAYED (Since 1973-74)

| No. | Player | Opponent | Date |
|--------|------------------|----------------------|---------------|
| 1. 50 | Jermaine Johnson | at Sam Houston State | Dec. 28, 1998 |
| 2. 49 | Keith Howell | ULM | March 7, 2003 |
| 49 | Donald Harris | at Sam Houston State | Dec. 28, 1998 |
| 4. 47 | Rickey Leggett | McNeese State | Jan. 28, 1980 |
| 47 | Jeffrey Stewart | McNeese State | Jan. 28, 1980 |
| 47 | Miles Robertson | at Pepperdine | Dec. 9, 1977 |
| 47 | Cal Tate | at Pepperdine | Dec. 9, 1977 |
| 8. 46 | Rodrick Epps | at TCU | Nov. 18, 2006 |
| 46 | Larry Posey | at TCU | Nov. 18, 2006 |
| 46 | Donald Harris | at Stephen F. Austin | Feb. 6, 1999 |
| 46 | Bill Washington | at Stephen F. Austin | Feb. 6, 1999 |
| 12. 45 | Jarrett Howell | at Sam Houston State | March 7, 2006 |
| 45 | Josh Daniel | ULM | March 7, 2003 |
| 45 | Keith Greene | at Stephen F. Austin | Feb. 6, 1999 |
| 45 | Reggie Brown | Sam Houston State | Feb. 13, 1997 |
| 45 | Doug Gann | vs. UNC-Wilmington | Dec. 30, 1989 |
| 45 | Danny Johnson | Texas Southern | Jan. 13, 1983 |
| 45 | Ronny Newton | Louisiana Tech | Feb. 21, 1977 |
| 45 | Greg Stuckey | Louisiana Tech | Feb. 21, 1977 |
| 45 | Jesse Kemp | Louisiana Tech | Feb. 21, 1977 |



SINGLE-GAME TEAM PROGRAM RECORDS

POINTS

| Total (Score) | Opponent | Date |
|--------------------|-----------------------|---------------|
| 154 (154-85) | Huston-Tillotson | Nov. 29, 1990 |
| 149 (149-86) | Univ. of Dallas | Dec. 8, 1990 |
| 138 (138-135, 3ot) | Lamar | Feb. 14, 1966 |
| 130 (130-64) | Huston-Tillotson | Nov. 28, 1991 |
| 126 (126-73) | Texas Wesleyan | Dec. 7, 1981 |
| 124 (124-123, 3ot) | at Sam Houston State | Dec. 28, 1998 |
| 121 (121-61) | Schreiner | Dec. 3, 1992 |
| 118 (118-84) | at Texas State | Feb. 9, 1991 |
| 117 (117-115) | Nicholls | Dec. 3, 1990 |
| 116 (116-87) | St. Edward's | Nov. 26, 1977 |
| 115 (115-109) | North Texas | Feb. 25, 1991 |
| 115 (115-100) | Texas Wesleyan | Jan. 2, 1965 |
| 114 (114-78) | Texas Wesleyan | Dec. 17, 1968 |
| 113 (113-81) | vs. San Francisco | Nov. 29, 1991 |
| 113 (113-104) | at Georgia State | Dec. 15, 1990 |
| 113 (113-85) | SE Louisiana | Dec. 1, 1990 |
| 113 (113-109, ot) | at Texas Wesleyan | Jan. 30, 1968 |
| 111 (111-64) | Howard Payne | Nov. 13, 2013 |
| 111 (111-77) | McNeese State | Feb. 7, 1981 |
| 111 (111-92) | Abilene Christian | Jan. 31, 1970 |
| 111 (111-120) | Lamar | Feb. 6, 1968 |
| 110 (110-103) | at Texas State | Feb. 3, 2007 |
| 110 (110-85) | Georgia State | Dec. 7, 1991 |
| 110 (110-92) | Texas Wesleyan | Jan. 8, 1987 |
| 110 (110-116) | at Sam Houston State | Dec. 11, 1967 |
| 110 (110-93) | Texas Wesleyan | Dec. 3, 1964 |
| 109 (109-96) | Hardin-Simmons | Dec. 11, 1978 |
| 108 (108-71) | Louisiana | Jan. 23, 2017 |
| 108 (108-84) | at Nicholls | Jan. 2, 1991 |
| 108 (108-103) | UT Pan American | Feb. 26, 1968 |
| 108 (108-116) | Angelo State | Dec. 21, 1967 |
| 108 (108-95) | Trinity | Jan. 10, 1966 |
| 107 (107-65) | Texas A&M-Kingsville | Nov. 29, 1982 |
| 106 (106-76) | Tarleton State | Nov. 29, 1986 |
| 106 (106-116) | at Drake | Dec. 22, 1979 |
| 106 (106-72) | Abilene Christian | Feb. 19, 1973 |
| 105 (105-89) | at BYU | Mar. 15, 2017 |
| 105 (105-63) | Austin College | Jan. 30, 2007 |
| 105 (105-91) | Sul Ross State | Dec. 4, 1992 |
| 104 (104-106) | UL Lafayette | Feb. 27, 1978 |
| 104 (104-100) | vs. Texas Wesleyan | Dec. 28, 1964 |
| 103 (103-45) | Hardin-Simmons | Dec. 29, 2001 |
| 103 (103-88) | McNeese State | Feb. 20, 1992 |
| 103 (103-86) | Texas Wesleyan | Jan. 19, 1981 |
| 103 (103-115) | at UL Lafayette | Feb. 19, 1979 |
| 103 (103-70) | at Tarleton State | Feb. 1, 1966 |
| 103 (103-92) | Lamar | Feb. 27, 1965 |
| 102 (102-72) | Texas Southern | Nov. 14, 2007 |
| 102 (102-108) | Denver | Dec. 12, 1977 |
| 102 (102-104, 2ot) | Texas Southern | Jan. 13, 1983 |
| 102 (102-90) | Texas Wesleyan | Dec. 4, 1965 |
| 102 (102-88) | at Texas Wesleyan | Jan. 25, 1964 |
| 101 (101-85) | vs. Texas Wesleyan | Dec. 22, 2009 |
| 101 (101-123) | at Northwestern State | Feb. 19, 1994 |
| 101 (101-45) | Austin College | Dec. 3, 1991 |
| 101 (101-95) | Texas State | Jan. 12, 1991 |
| 101 (101-105, ot) | North Texas | Jan. 12, 1977 |
| 101 (101-110) | at North Texas | Jan. 14, 1976 |
| 101 (101-82) | UT Pan American | Jan. 21, 1971 |
| 101 (101-110) | Texas Wesleyan | Dec. 13, 1967 |
| 100 (100-97, 2ot) | at UTSA | Jan. 17, 2009 |
| 100 (100-85) | McNeese State | Feb. 18, 1995 |
| 100 (100-97, 2ot) | TAMU-Commerce | Dec. 11, 1993 |
| 100 (100-78) | at Sam Houston State | Feb. 20, 1993 |
| 100 (100-90) | North Texas | Feb. 15, 1992 |
| 100 (100-79) | US International | Feb. 5, 1987 |
| 100 (100-87) | McNeese State | March 3, 1981 |
| 100 (100-74) | Hardin-Simmons | Jan. 12, 1981 |
| 100 (100-85) | McNeese State | Feb. 3, 1979 |
| 100 (100-89) | at Angelo State | Jan. 1, 1970 |
| 100 (100-92) | West Texas A&M | March 1, 1968 |

In A Loss

| | | |
|---------------|-------|--------------|
| 111 (111-120) | Lamar | Feb. 6, 1968 |
|---------------|-------|--------------|

POINTS IN AN OVERTIME GAME

| Total (Score) | Opponent | Date |
|--------------------|----------------------|---------------|
| 138 (138-135, 3ot) | Lamar | Feb. 14, 1966 |
| 124 (124-123, 3ot) | at Sam Houston State | Dec. 28, 1998 |
| 118 (118-117, 4ot) | Hardin-Simmons | Dec. 11, 1971 |
| 113 (113-109, ot) | at Texas Wesleyan | Jan. 30, 1968 |
| 102 (102-104, 2ot) | Texas Southern | Jan. 13, 1983 |
| 101 (101-105, ot) | North Texas | Jan. 12, 1977 |
| 100 (100-97, 2ot) | at UTSA | Jan. 17, 2009 |
| 100 (100-97, 2ot) | TAMU-Commerce | Dec. 11, 1993 |

POINTS AT HOME

| Total (Score) | Opponent | Date |
|--------------------|------------------|---------------|
| 154 (154-85) | Huston-Tillotson | Nov. 29, 1990 |
| 149 (149-86) | Univ. of Dallas | Dec. 8, 1990 |
| 138 (138-135, 3ot) | Lamar | Feb. 14, 1966 |
| 130 (130-64) | Huston-Tillotson | Nov. 28, 1991 |
| 126 (126-73) | Texas Wesleyan | Dec. 7, 1981 |
| 121 (121-61) | Schreiner | Dec. 3, 1992 |
| 118 (118-117, 4ot) | Hardin-Simmons | Dec. 11, 1971 |
| 117 (117-115) | Nicholls | Dec. 3, 1990 |
| 116 (116-87) | St. Edward's | Nov. 26, 1977 |
| 115 (115-100) | Texas Wesleyan | Jan. 2, 1965 |

In Conference Play

| | | |
|---------------|----------|--------------|
| 117 (117-115) | Nicholls | Dec. 3, 1990 |
|---------------|----------|--------------|

vs. Non-Conference Opponent

| | | |
|--------------|------------------|---------------|
| 154 (154-85) | Huston-Tillotson | Nov. 29, 1990 |
|--------------|------------------|---------------|

POINTS ON THE ROAD

| Total (Score) | Opponent | Date |
|--------------------|----------------------|---------------|
| 124 (124-123, 3ot) | at Sam Houston State | Dec. 28, 1998 |
| 118 (118-84) | at Texas State | Feb. 9, 1991 |
| 113 (113-104) | at Georgia State | Dec. 15, 1990 |
| 113 (113-109, ot) | at Texas Wesleyan | Jan. 30, 1968 |
| 110 (110-103) | at Texas State | Feb. 3, 2007 |
| 110 (110-116) | at Sam Houston State | Dec. 11, 1967 |
| 108 (108-84) | at Nicholls | Jan. 2, 1991 |
| 106 (106-116) | at Drake | Dec. 22, 1979 |
| 103 (103-72) | at SE Louisiana | Jan. 4, 1991 |
| 103 (103-115) | at UL Lafayette | Feb. 19, 1979 |
| 103 (103-70) | at Tarleton State | Feb. 1, 1966 |

POINTS AT A NEUTRAL SITE

| Total (Score) | Opponent | Date |
|---------------|--------------------|---------------|
| 113 (113-81) | vs. San Francisco | Nov. 29, 1991 |
| 104 (104-100) | vs. Texas Wesleyan | Dec. 28, 1964 |

LARGEST COMBINED SCORE

| Total (Score) | Opponent | Date |
|--------------------|-----------------------|---------------|
| 273 (138-135, 3ot) | Lamar | Feb. 14, 1966 |
| 247 (124-123, 3ot) | at Sam Houston State | Dec. 28, 1998 |
| 239 (154-85) | Huston-Tillotson | Nov. 29, 1990 |
| 235 (149-86) | Univ. of Dallas | Dec. 8, 1990 |
| 235 (118-117, 4ot) | Hardin-Simmons | Dec. 11, 1971 |
| 232 (117-115) | Nicholls | Dec. 3, 1990 |
| 231 (111-120) | Lamar | Feb. 6, 1968 |
| 226 (110-116) | at Sam Houston State | Dec. 11, 1967 |
| 224 (101-123) | at Northwestern State | Feb. 19, 1994 |
| 224 (115-109) | North Texas | Feb. 25, 1991 |
| 224 (108-116) | Angelo State | Dec. 21, 1967 |

POINTS IN A HALF

| Total (Half) | Opponent | Date |
|--------------|------------------|---------------|
| 90 (2nd) | Huston-Tillotson | Nov. 29, 1990 |
| 78 (1st) | Univ. of Dallas | Dec. 8, 1990 |
| 69 (2nd) | Nicholls | Jan. 24, 1998 |
| 72 (2nd) | at Texas State | Feb. 9, 1991 |
| 71 (2nd) | Univ. of Dallas | Dec. 8, 1990 |
| 70 (2nd) | at SE Louisiana | Jan. 4, 1991 |
| 69 (2nd) | at Georgia State | Dec. 15, 1990 |
| 69 (1st) | Austin College | Dec. 13, 1966 |
| 68 (2nd) | Louisiana | Jan. 23, 2017 |
| 68 (2nd) | at Nicholls | Jan. 2, 1991 |
| 67 (2nd) | Texas Wesleyan | Dec. 7, 1981 |



SINGLE-GAME TEAM PROGRAM RECORDS

FIELD GOALS MADE

| Total | Opponent | Date |
|-------|-------------------|---------------|
| 60 | Huston-Tillotson | Nov. 29, 1990 |
| 57 | Lamar | Feb. 14, 1967 |
| 53 | Univ. of Dallas | Dec. 8, 1990 |
| 53 | Texas Wesleyan | Dec. 7, 1981 |
| 50 | Huston-Tillotson | Nov. 26, 1991 |
| 47 | St. Edward's | Nov. 26, 1977 |
| 47 | at Texas Wesleyan | Jan. 30, 1968 |
| 45 | Schreiner | Dec. 3, 1992 |
| 45 | Abilene Christian | Jan. 31, 1970 |
| 44 | Nicholls | Dec. 3, 1990 |
| 44 | Tarleton State | Nov. 29, 1986 |
| 44 | North Texas | Jan. 12, 1977 |
| 44 | UT Pan American | Jan. 21, 1971 |
| 44 | Texas Wesleyan | Dec. 17, 1968 |

FIELD GOALS ATTEMPTED

| Total | Opponent | Date |
|-------|--------------------|---------------|
| 122 | Huston-Tillotson | Nov. 29, 1990 |
| 105 | at New Mexico | Nov. 23, 1990 |
| 102 | Univ. of Dallas | Dec. 8, 1990 |
| 102 | Nicholls | Dec. 3, 1990 |
| 101 | Hardin-Simmons | Dec. 11, 1971 |
| 100 | South Dakota State | Dec. 6, 1971 |
| 98 | North Texas | Jan. 12, 1977 |
| 97 | Lamar | Feb. 14, 1967 |
| 95 | Texas Wesleyan | Dec. 4, 1965 |
| 94 | at Denver | Jan. 8, 1975 |
| 94 | Texas Wesleyan | Dec. 3, 1964 |

FIELD GOAL PERCENTAGE (Min. 30 Made)

| Pct. (FG-A) | Opponent | Date |
|--------------|-------------------|---------------|
| .723 (34-47) | UT Tyler | Dec. 22, 2004 |
| .680 (53-78) | Texas Wesleyan | Dec. 7, 1981 |
| .667 (34-51) | Central Arkansas | Feb. 7, 2011 |
| .667 (32-48) | vs. Valparaiso | Jan. 10, 1981 |
| .660 (40-62) | at Texas Wesleyan | Jan. 2, 1965 |
| .653 (32-49) | at UL Monroe | Feb. 1, 2003 |
| .642 (34-53) | vs. Georgia State | Dec. 22, 1984 |
| .639 (39-61) | vs. Schreiner | Nov. 26, 2007 |
| .635 (33-52) | at UT San Antonio | Feb. 19, 1996 |
| .630 (42-67) | Oklahoma State | Jan. 14, 1984 |
| .630 (36-57) | Oral Roberts | Jan. 23, 1982 |

3-POINTERS MADE

| Total | Opponent | Date |
|-------|-----------------------|---------------|
| 17 | Bradley | Dec. 8, 2015 |
| 16 | Texas State | Jan. 12, 1991 |
| 15 | Coastal Carolina | Dec. 31, 2016 |
| 15 | at Arkansas State | Jan. 13, 2018 |
| 15 | at Northwestern State | Jan. 6, 2000 |
| 15 | at TCU | Dec. 19, 1999 |
| 15 | UT San Antonio | Jan. 2, 1992 |
| 15 | at Northwestern State | Feb. 14, 1991 |
| 15 | Huston-Tillotson | Nov. 29, 1990 |
| 14 | Georgia Southern | Jan. 2, 2016 |
| 14 | UT Tyler | Nov. 16, 2010 |
| 14 | McNeese State | Jan. 27, 2000 |
| 14 | at Nicholls | Jan. 15, 2000 |
| 14 | vs. San Francisco | Nov. 29, 1991 |
| 14 | at SE Louisiana | Jan. 4, 1991 |

3-POINTERS ATTEMPTED

| Total | Opponent | Date |
|-------|-----------------------|---------------|
| 42 | at South Alabama | Jan. 16, 2016 |
| 40 | at Northwestern State | Feb. 1, 1992 |
| 39 | McNeese State | Jan. 27, 2000 |
| 39 | at UL Monroe | Jan. 8, 2000 |
| 39 | Nicholls | Dec. 3, 1990 |
| 38 | Little Rock | Jan. 23, 2016 |
| 38 | Coastal Carolina | Dec. 31, 2016 |
| 38 | at Texas Southern | Dec. 20, 2006 |
| 37 | at North Texas | Nov. 30, 2010 |
| 36 | Rice | Nov. 29, 2017 |
| 36 | McNeese State | Feb. 21, 1991 |
| 36 | Huston-Tillotson | Nov. 29, 1990 |
| 35 | at UT San Antonio | Feb. 3, 2000 |

3-POINT PERCENTAGE (Min. 10 Made)

| Pct. (FG-A) | Opponent | Date |
|--------------|---------------------|---------------|
| .706 (12-17) | McNeese State | Feb. 18, 1995 |
| .700 (14-20) | at SE Louisiana | Jan. 4, 1991 |
| .625 (10-16) | Appalachian State | Feb. 1, 2018 |
| .619 (13-21) | Houston Baptist | Nov. 22, 2014 |
| .556 (15-27) | at Arkansas State | Jan. 13, 2018 |
| .545 (12-22) | at Georgia Southern | Feb. 20, 2017 |

FREE THROWS MADE

| Total | Opponent | Date |
|-------|-------------------|---------------|
| 42 | Schreiner | Dec. 3, 1992 |
| 41 | Sam Houston State | Dec. 9, 1968 |
| 38 | San Diego | Dec. 4, 2004 |
| 36 | McNeese State | Feb. 3, 1979 |
| 36 | Missouri-Rolla | Dec. 18, 1968 |
| 35 | Texas Lutheran | Nov. 12, 2010 |
| 35 | at Texas State | Feb. 3, 2007 |
| 35 | at Georgia State | Dec. 15, 1990 |
| 35 | West Texas A&M | Jan. 2, 1969 |
| 35 | at Texas Wesleyan | Jan. 2, 1965 |

FREE THROW ATTEMPTS

| Total | Opponent | Date |
|-------|-------------------|---------------|
| 60 | Sam Houston State | Dec. 9, 1968 |
| 54 | McNeese State | Feb. 23, 1981 |
| 52 | North Texas | Feb. 25, 1991 |
| 49 | Hardin-Simmons | Dec. 11, 1971 |
| 48 | North Texas | Jan. 12, 1980 |
| 48 | Missouri-Rolla | Dec. 18, 1968 |
| 47 | San Diego | Dec. 4, 2004 |
| 46 | Texas Lutheran | Nov. 12, 2010 |
| 46 | at Texas State | Jan. 30, 2010 |
| 46 | at Arkansas | Nov. 22, 1999 |
| 46 | UT San Antonio | Dec. 4, 1989 |
| 46 | West Texas A&M | Jan. 2, 1969 |

FREE THROW PERCENTAGE (Min. 20 Made)

| Pct. (FT-A) | Opponent | Date |
|---------------------|-----------------------|----------------------|
| .964 (27-28) | at Houston | Feb. 22, 1968 |
| .952 (20-21) | at Northwestern State | March 8, 2005 |
| .917 (33-36) | at UL Lafayette | Feb. 19, 1979 |
| .875 (21-24) | at South Alabama | Jan. 16, 2016 |
| .872 (34-39) | Little Rock | Jan. 19, 2019 |
| .862 (25-29) | Texas State | Mar. 1, 2016 |
| .857 (24-28) | UC Davis | Nov. 18, 2018 |

REBOUNDS

| Total | Opponent | Date |
|-------|--------------------|---------------|
| 80 | Huston-Tillotson | Nov. 29, 1990 |
| 72 | Hardin-Simmons | Dec. 11, 1971 |
| 67 | at West Texas A&M | Feb. 2, 1970 |
| 67 | Lamar | Feb. 14, 1967 |
| 67 | at Trinity | Feb. 23, 1965 |
| 66 | Nicholls | Dec. 3, 1990 |
| 65 | Jarvis Christian | Dec. 2, 1996 |
| 64 | Schreiner | Dec. 3, 1992 |
| 64 | US International | Feb. 5, 1987 |
| 64 | vs. Austin College | Dec. 30, 1964 |

REBOUND MARGIN

| Margin | Opponent | Date |
|-------------|--------------------|---------------|
| +36 (64-28) | Schreiner | Dec. 3, 1992 |
| +36 (80-44) | Huston-Tillotson | Nov. 29, 1990 |
| +35 (59-24) | Sul Ross State | Dec. 21, 2015 |
| +35 (59-24) | Northwestern State | Feb. 27, 1992 |
| +34 (65-31) | Jarvis Christian | Dec. 2, 1996 |
| +32 (54-22) | at Nicholls | Dec. 22, 2001 |
| +27 (51-24) | vs. Texas Southern | Nov. 14, 2007 |
| +26 (44-18) | Nicholls | Feb. 15, 2003 |
| +25 (52-27) | UL Monroe | Jan. 19, 1991 |
| +25 (59-34) | Lamar | Jan. 8, 1966 |
| +24 (45-21) | at UT San Antonio | Feb. 18, 2004 |
| +24 (47-23) | vs. Alabama State | Nov. 18, 2002 |

SINGLE-GAME TEAM PROGRAM RECORDS

PERSONAL FOULS

| Total | Opponent | Date |
|-------|----------------------|---------------|
| 42 | Hardin-Simmons | Dec. 11, 1971 |
| 40 | at Arkansas State | Jan. 26, 1980 |
| 39 | at North Texas | Feb. 10, 1983 |
| 37 | McNeese State | Feb. 23, 1981 |
| 36 | North Texas | Nov. 18, 2009 |
| 36 | at Sam Houston State | Dec. 28, 1998 |
| 35 | at Arkansas | Nov. 23, 2018 |
| 35 | Arkansas State | Feb. 27, 2016 |
| 35 | at Sam Houston State | Feb. 22, 2007 |
| 35 | at Louisiana Tech | Jan. 27, 1979 |
| 35 | at Denver | Jan. 10, 1976 |
| 35 | at US International | Feb. 21, 1967 |

ASSISTS

| Total | Opponent | Date |
|-------|------------------------|---------------|
| 34 | Georgia State | Dec. 7, 1991 |
| 33 | Huston-Tillotson | Nov. 26, 1991 |
| 32 | Lamar | Feb. 18, 1980 |
| 31 | Texas Wesleyan | Dec. 7, 1981 |
| 30 | at Sam Houston State | Feb. 20, 1993 |
| 30 | Nicholls | Feb. 11, 1993 |
| 30 | Lamar | Feb. 24, 1979 |
| 29 | at Northwestern State | Feb. 14, 1991 |
| 29 | vs. Northwestern State | March 8, 1988 |
| 29 | North Texas | Feb. 7, 1987 |
| 29 | Denver | Dec. 12, 1977 |

TURNOVERS

| Total | Opponent | Date |
|-------|---------------------|---------------|
| 38 | at New Mexico State | Nov. 28, 1975 |
| 36 | at Houston Baptist | Jan. 9, 1978 |
| 36 | at Lamar | Feb. 24, 1977 |
| 34 | UC San Diego | Jan. 4, 1978 |
| 34 | at Pepperdine | Dec. 9, 1977 |
| 33 | at Nebraska | Dec. 21, 1992 |
| 33 | at Lamar | Feb. 10, 1979 |
| 32 | at Nicholls | Jan. 6, 1994 |
| 32 | at Hardin-Simmons | Feb. 2, 1974 |

BLOCKS

| Total | Opponent | Date |
|-------|----------------|---------------|
| 10 | Howard Payne | Dec. 20, 2014 |
| 10 | Hardin-Simmons | Dec. 29, 2001 |
| 10 | St. Edward's | Jan. 26, 1987 |

STEALS

| Total | Opponent | Date |
|-------|-------------------|---------------|
| 22 | Univ. of Dallas | Dec. 8, 1990 |
| 21 | Huston-Tillotson | Nov. 26, 1991 |
| 19 | St. Edward's | Dec. 4, 1978 |
| 19 | Houston Baptist | Dec. 13, 2012 |
| 18 | Howard Payne | Nov. 13, 2013 |
| 18 | at UT San Antonio | Feb. 6, 1986 |
| 17 | Sul Ross State | Dec. 21, 2015 |
| 17 | Houston Baptist | Jan. 25, 2010 |
| 17 | SE Louisiana | Jan. 3, 1987 |
| 17 | at Arkansas State | Jan. 26, 1981 |
| 17 | Westmont | Dec. 1, 1980 |

PLAYERS IN DOUBLE-FIGURE POINTS

| Total | Opponent | Date |
|--------|----------------------|---------------|
| 8 | Texas Wesleyan | Dec. 7, 1981 |
| 7 | Austin College | Jan. 30, 2007 |
| 7 | at Sam Houston State | Dec. 28, 1998 |
| 7 | Wayland Baptist | Dec. 1, 1971 |
| 6, 25x | Last Time: Akron | Mar. 20, 2017 |

PLAYERS WITH DOUBLE-FIGURE REBOUNDS

| Total | Opponent | Date |
|--------|--------------------------|---------------|
| 4 | Huston-Tillotson | Nov. 29, 1990 |
| 4 | at West Texas A&M | Feb. 2, 1970 |
| 3 | Arkansas State | Jan. 21, 2016 |
| 3 | at Texas Wesleyan | Dec. 11, 1980 |
| 3 | Adams State | Dec. 19, 1974 |
| 3 | Lamar | Feb. 26, 1972 |
| 3 | Arkansas State | March 2, 1970 |
| 3 | Lamar | Feb. 14, 1967 |
| 3 | at Trinity | Feb. 23, 1965 |
| 3 | Texas Wesleyan | Dec. 3, 1964 |
| 2, 77x | Last Time: Georgia State | Feb. 24, 2018 |

PLAYERS WITH 20+ POINTS

| Total | Opponent | Date |
|-------|----------------------|---------------|
| 5 | Huston-Tillotson | Nov. 29, 1990 |
| 4 | North Texas | Feb. 25, 1991 |
| 4 | Univ. of Dallas | Dec. 8, 1990 |
| 3 | at Sam Houston State | Jan. 28, 1998 |
| 3 | at Sam Houston State | Feb. 20, 1993 |
| 3 | North Texas | Feb. 15, 1992 |
| 3 | at Sam Houston State | Jan. 9, 1992 |
| 3 | Nicholls | Dec. 3, 1990 |
| 3 | SE Louisiana | Dec. 1, 1990 |
| 3 | at Louisiana-Monroe | March 4, 1989 |
| 3 | Oklahoma State | Jan. 14, 1984 |
| 3 | v. Northeastern | Jan. 9, 1981 |
| 3 | at Centenary | Jan. 5, 1981 |
| 3 | McNeese State | Jan. 28, 1980 |
| 3 | TAMU-Kingsville | Feb. 7, 1976 |
| 3 | Lamar | Feb. 14, 1967 |



SINGLE-GAME TEAM PROGRAM RECORDS

FEWEST POINTS

| Total (Score) | Opponent | Date |
|-------------------|----------------------|---------------------|
| 31 (31-36) | at SMU | Dec. 16, 1989 |
| 35 (35-50) | Denver | Dec. 31, 2012 |
| 41 (41-57) | at SE Louisiana | Jan. 8, 2005 |
| 42 (42-41) | SE Louisiana | Nov. 30, 1983 |
| 43 (43-51) | UL Monroe | Feb. 27, 1997 |
| 43 (43-64) | East Texas Baptist | Dec. 6, 1962 |
| 43 (43-42) | vs. Oklahoma Baptist | Dec. 29, 1961 |
| 44 (44-92) | at Kentucky | Nov. 25, 2014 |
| 44 (44-71) | at Stephen F. Austin | Jan. 24, 2004 |
| 44 (44-61) | Seattle U | Jan. 17, 2013 |
| 44 (44-69) | at Oklahoma State | Dec. 19, 2013 |
| 45 (45-65) | at Missouri | Dec. 4, 2018 |
| 45 (45-76) | at Texas | Nov. 7, 2002 |
| 45 (45-66) | at Texas State | Jan. 9, 1998 |

In a Win

| | | |
|------------|--------------|---------------|
| 42 (42-41) | SE Louisiana | Nov. 30, 1983 |
|------------|--------------|---------------|

In Conference Play

| | | |
|------------|--------------------------------------|---------------|
| 35 (35-50) | Denver (Western Athletic Conference) | Dec. 31, 2012 |
|------------|--------------------------------------|---------------|

vs. Non-Conference Opponent

| | | |
|------------|--------|---------------|
| 31 (31-36) | at SMU | Dec. 16, 1989 |
|------------|--------|---------------|

FEWEST POINTS AT HOME

| Total (Score) | Opponent | Date |
|---------------|--------------------|---------------|
| 42 (42-41) | SE Louisiana | Nov. 30, 1983 |
| 43 (43-51) | UL Monroe | Feb. 27, 1997 |
| 43 (43-64) | East Texas Baptist | Dec. 6, 1962 |
| 44 (44-61) | Seattle U | Jan. 17, 2013 |
| 46 (46-64) | Boise State | Jan. 2, 2013 |
| 46 (46-64) | Oklahoma Baptist | Dec. 5, 1961 |
| 47 (47-55) | UT Pan American | Dec. 21, 1959 |
| 48 (48-52) | UL Monroe | Feb. 29, 1992 |
| 48 (48-49) | McNeese State | Feb. 12, 1983 |
| 49 (49-71) | v. SFA | Feb. 2, 2008 |

FEWEST POINTS ON THE ROAD

| Total (Score) | Opponent | Date |
|-------------------|----------------------|---------------------|
| 31 (31-36) | at SMU | Dec. 16, 1989 |
| 41 (41-57) | at SE Louisiana | Jan. 8, 2005 |
| 44 (44-69) | at Oklahoma State | Dec. 19, 2012 |
| 44 (44-71) | at Stephen F. Austin | Jan. 24, 2004 |
| 45 (45-65) | at Missouri | Dec. 4, 2018 |
| 45 (45-76) | at Texas | Nov. 7, 2002 |
| 45 (45-66) | at Texas State | Jan. 9, 1998 |
| 48 (48-66) | at Nicholls | Jan. 8, 2011 |
| 49 (49-76) | at SE Missouri State | Jan. 7, 1985 |
| 49 (49-81) | at Memphis | Dec. 4, 1968 |
| 50 (50-47) | at Texas State | Feb. 27, 2003 |
| 50 (50-106) | at Creighton | Nov. 17, 2002 |
| 50 (50-70) | at Hardin-Simmons | Jan. 9, 1975 |
| 50 (50-65) | at UL Monroe | March 6, 1990 |
| 50 (50-64) | at Sam Houston State | Dec. 11, 1959 |

FEWEST POINTS AT A NEUTRAL SITE

| Total (Score) | Opponent | Date |
|---------------|----------------------|---------------|
| 43 (43-42) | vs. Oklahoma Baptist | Dec. 29, 1961 |
| 49 (49-61) | vs. UNC Greensboro | Nov. 15, 2005 |
| 49 (49-68) | vs. Trinity | Dec. 29, 1960 |
| 50 (50-81) | vs. McNeese State | March 5, 1997 |

SMALLEST COMBINED SCORE

| Total (Score) | Opponent | Date |
|---------------|----------------------|---------------|
| 67 (31-36) | at SMU | Dec. 16, 1989 |
| 83 (42-41) | SE Louisiana | Nov. 30, 1983 |
| 85 (43-42) | vs. Oklahoma Baptist | Dec. 29, 1961 |
| 94 (43-51) | UL Monroe | Feb. 27, 1997 |
| 97 (48-49) | McNeese State | Feb. 12, 1983 |
| 98 (41-57) | at SE Louisiana | Jan. 8, 2005 |
| 100 (48-52) | UL Monroe | Feb. 29, 1992 |
| 102 (47-55) | UT Pan American | Dec. 21, 1959 |
| 104 (56-48) | at Texas State | Jan. 18, 2014 |
| 107 (43-64) | East Texas Baptist | Dec. 6, 1962 |
| 109 (54-55) | Troy | Jan. 31, 2015 |
| 110 (45-65) | at Missouri | Dec. 4, 2018 |
| 110 (49-61) | vs. UNC-Greensboro | Nov. 15, 2005 |
| 110 (46-64) | Oklahoma Baptist | Dec. 5, 1961 |

FEWEST POINTS IN A HALF

| Total (Half) | Opponent | Date |
|--------------|----------------------|---------------|
| 8 (2nd) | at SMU | Dec. 16, 1989 |
| 12 (1st) | at Kentucky | Nov. 25, 2014 |
| 14 (1st) | Little Rock | Jan. 23, 2016 |
| 15 (1st) | at Toledo | Dec. 29, 1989 |
| 17 (1st) | Denver | Dec. 31, 2012 |
| 17 (1st) | at Oklahoma State | Dec. 17, 2012 |
| 17 (1st) | at Nicholls | Jan. 8, 2011 |
| 17 (1st) | at Stephen F. Austin | Jan. 27, 2007 |
| 17 (1st) | at New Mexico | Dec. 29, 2005 |
| 17 (1st) | vs. UNC Greensboro | Nov. 15, 2005 |
| 17 (1st) | at UL Monroe | Jan. 23, 1997 |
| 17 (1st) | at TAMU-Commerce | Dec. 10, 1962 |
| 18 (1st) | Boise State | Jan. 2, 2013 |
| 18 (2nd) | Denver | Dec. 31, 2012 |
| 18 (1st) | New Mexico | Jan. 3, 2005 |
| 18 (1st) | at SE Louisiana | Nov. 30, 1983 |

FEWEST FIELD GOALS MADE

| Total | Opponent | Date |
|-------|----------------------|---------------|
| 12 | at SMU | Dec. 16, 1989 |
| 13 | at SE Louisiana | Jan. 8, 2005 |
| 13 | at Stephen F. Austin | Jan. 24, 2004 |
| 13 | Denver | Dec. 31, 2012 |
| 14 | vs. UNC Greensboro | Nov. 15, 2005 |
| 14 | at Memphis | Dec. 4, 1968 |
| 15 | at Stephen F. Austin | Feb. 24, 2005 |
| 15 | at TCU | Nov. 22, 2003 |
| 15 | Arkansas State | Jan. 6, 1968 |

FEWEST FIELD GOALS ATTEMPTED

| Total | Opponent | Date |
|-------|--------------------|---------------|
| 29 | at Nicholls | Jan. 8, 2011 |
| 31 | Arkansas State | Jan. 6, 1968 |
| 33 | Midwestern State | Dec. 20, 1967 |
| 35 | at Houston Baptist | Jan. 18, 1982 |

LOWEST FIELD GOAL % (Min. 50 Attempts)

| Pct. (FG-A) | Opponent | Date |
|---------------------|--------------------|----------------------|
| .235 (12-51) | at Texas State | Jan. 9, 1999 |
| .255 (14-55) | vs. UNC Greensboro | Nov. 15, 2005 |
| .257 (18-70) | Montana | Dec. 28, 1996 |
| .258 (16-62) | Seattle U | Jan. 17, 2013 |
| .268 (19-71) | at Gonzaga | Dec. 18, 2018 |
| .270 (17-63) | at Kentucky | Nov. 25, 2014 |
| .274 (17-62) | Sam Houston State | Jan. 11, 1990 |
| .279 (17-61) | vs. McNeese State | March 5, 1997 |
| .282 (20-71) | at Oklahoma | Jan. 25, 1969 |
| .286 (16-56) | UL Monroe | Feb. 27, 1997 |
| .293 (17-58) | at Texas Tech | Dec. 22, 2010 |

FEWEST FREE THROWS MADE

| Total | Opponent | Date |
|--------|----------------------|---------------|
| 0 | at Hardin-Simmons | Jan. 9, 1975 |
| 1 | at Oklahoma State | Dec. 19, 2012 |
| 1 | at Centenary | Feb. 5, 1973 |
| 1 | vs. Georgia Southern | Dec. 29, 1972 |
| 2, 12x | Last vs. Harvard | Dec. 28, 1998 |

FEWEST FREE THROW ATTEMPTS

| Total | Opponent | Date |
|-------|---------------------|---------------|
| 1 | at Hardin-Simmons | Jan. 9, 1975 |
| 2 | McNeese State | Feb. 28, 1977 |
| 2 | at Centenary | Feb. 5, 1973 |
| 4, 9x | Last at Stony Brook | Dec. 23, 2000 |

LOWEST FREE THROW % (Min. 10 Attempts)

| Pct. (FT-A) | Opponent | Date |
|-------------|--------------------|---------------|
| .182 (2-11) | vs. Alabama State | Dec. 22, 1995 |
| .285 (4-14) | at Lamar | March 5, 1985 |
| .357 (5-14) | UL Monroe | Jan. 16, 1999 |
| .357 (5-14) | at Louisiana Tech | Feb. 9, 1981 |
| .360 (9-25) | Northwestern State | Feb. 15, 1990 |
| .364 (4-11) | at Missouri | Dec. 4, 2018 |

FEWEST REBOUNDS

| No. | Opponent | Date |
|--------|----------------------|---------------|
| 21 | at Texas | Jan. 3, 2004 |
| 21 | Sam Houston State | March 2, 2000 |
| 21 | vs. Valparaiso | Jan. 10, 1981 |
| 22 | at Nicholls | Jan. 8, 2011 |
| 22 | at Stephen F. Austin | Jan. 27, 2007 |
| 22 | at UL Monroe | Feb. 5, 2004 |
| 22 | at Samford | Nov. 27, 1999 |
| 22 | Louisiana Tech | Feb. 26, 1981 |
| 23, 4x | Last vs. Miami | Nov. 13, 2005 |



ALL-TIME PROGRAM OVERTIME GAMES

| Date | Opponent | W/L | Score | Date | Opponent | W/L | Score | Date | Opponent | W/L | Score |
|----------|-------------------|-----|-------------|----------|-----------------------|-----|------------|----------|---------------------------|-----|----------|
| 02-04-64 | Arkansas State | L | 76-82 | 01-13-83 | Texas Southern | L | **102-104 | 12-20-01 | at SE Louisiana | W | 69-60 |
| 02-16-65 | Arkansas State | L | **99-100 | 02-10-83 | at North Texas | L | 98-105 | 01-02-02 | Oral Roberts | W | 83-77 |
| 01-04-66 | at Austin College | W | 70-63 | 12-05-83 | Missouri State | W | 63-58 | 03-07-03 | ULM | W | **85-84 |
| 01-08-66 | Lamar | L | **91-93 | 02-02-84 | ULM | L | 71-74 | 01-22-05 | ULM | W | 80-76 |
| 02-14-67 | Lamar | W | ***138-135 | 02-09-85 | ULM | W | 75-74 | 12-17-05 | at San Diego | W | 94-91 |
| 01-20-68 | at Texas Tech | L | 83-93 | 11-29-85 | Tarleton State | W | 81-79 | 03-07-06 | at Sam Houston State# | L | **84-86 |
| 01-30-68 | at Texas Wesleyan | W | 113-109 | 01-03-86 | at Florida Southern | L | 79-81 | 11-18-06 | at TCU | L | **89-97 |
| 02-02-70 | West Texas A&M | W | 88-84 | 01-21-86 | at Hardin-Simmons | L | 75-79 | 01-11-07 | at Nicholls | L | 81-83 |
| 12-11-71 | Hardin-Simmons | W | ****118-117 | 02-21-87 | at U.S. International | L | 89-94 | 12-17-07 | at TCU | L | 74-77 |
| 01-10-72 | at Butler | W | 87-82 | 01-18-88 | UTSA | L | 72-79 | 01-10-08 | at Central Arkansas | L | 68-70 |
| 02-26-72 | Lamar | W | 96-92 | 01-30-88 | at Texas State | L | 73-75 | 01-17-09 | at UTSA | W | **100-97 |
| 12-23-72 | Hardin-Simmons | W | 81-76 | 02-23-88 | Hardin-Simmons | L | 87-88 | 11-18-09 | North Texas | L | **99-101 |
| 01-18-73 | Centenary | W | 74-72 | 12-30-89 | vs. UNC Wilmington | L | 64-66 | 01-05-10 | Utah Valley | W | 90-85 |
| 02-15-73 | West Texas A&M | W | **87-85 | 12-11-92 | vs. Gonzaga | W | **95-87 | 02-03-10 | Texas A&M-Corpus Christi | W | 71-66 |
| 01-11-75 | at E. New Mexico | L | 69-70 | 12-11-93 | TAMU-Commerce | W | **100-97 | 02-16-11 | Stephen F. Austin | W | 66-65 |
| 01-10-76 | at Denver | W | 99-97 | 12-29-93 | at Chaminade | L | 91-92 | 02-19-11 | at Southeastern Louisiana | W | 68-66 |
| 01-12-77 | North Texas | L | 101-105 | 11-29-95 | Grambling State | L | 82-86 | 02-26-11 | at Northwestern State | L | 71-78 |
| 02-21-77 | Louisiana Tech | W | 92-90 | 01-15-97 | Texas State | W | 66-63 | 12-17-11 | at Tulsa | L | 75-80 |
| 12-09-77 | at Pepperdine | L | 88-89 | 01-30-97 | McNeese State | W | 69-67 | 12-21-13 | CSU Bakersfield | W | 79-75 |
| 02-04-78 | Louisiana Tech | L | **77-79 | 02-13-97 | Sam Houston State | L | 75-78 | 01-09-14 | ULM | W | 83-79 |
| 01-12-80 | North Texas | W | **99-97 | 12-28-98 | at Sam Houston State | W | ***124-123 | 02-01-14 | at Georgia State | L | 91-101 |
| 01-28-80 | McNeese State | L | **97-98 | 02-06-99 | Stephen F. Austin | W | **85-83 | 03-06-14 | at Troy | W | **87-86 |
| 02-11-80 | at Louisiana | L | 79-86 | 11-22-99 | at Arkansas | L | 95-102 | 12-01-15 | at Texas | L | 73-80 |
| 02-13-80 | at McNeese State | W | 71-69 | 03-08-00 | Northwestern State# | L | 83-88 | 01-16-16 | at South Alabama | L | 85-88 |
| 12-18-80 | Centenary | W | 81-78 | 01-27-01 | Sam Houston State | W | 94-86 | 02-18-16 | Louisiana | W | 84-83 |
| 01-31-81 | Lamar | L | 84-89 | 02-10-01 | UTSA | W | 86-77 | 02-10-18 | Texas State | W | 70-68 |
| 02-20-82 | at Arkansas State | W | 60-58 | 03-07-01 | at Sam Houston State# | L | **98-103 | 12-21-18 | at Cal Poly | W | 75-70 |

* Indicates how many overtimes if more than one
- Southland Conference Tournament

PROGRAM MILESTONE VICTORIES

Win 1 – UT Arlington 70, East Central Okla. 57 – 11/24/59

In their first game at the NCAA level, the Mavericks got 27 points from Ed Russell to defeat the Tigers.

Win 50 – UT Arlington 82, Bishop College 78 – 12/30/65

The Mavericks defeated Bishop College in the third-place game of the Cotton Bowl Classic.

Win 100 – UT Arlington 95, South Dakota State 81 – 12/6/71

Mark Burden scored 21 points and pulled down a then-record 17 rebounds to lead the Mavericks to victory. The win propelled UT Arlington to its most-ever victories in the SLC.

Win 150 – UT Arlington 81, Houston Baptist 69 – 12/7/77

The victory ended the longest losing streak in UT Arlington history at 21 games.

Win 200 – UT Arlington 93, Louisiana 83 – 2/21/81

Arguably the best Maverick squad ever, UT Arlington defeats a tough Ragin' Cajun side that propels the team to its first appearance in the NIT.

Win 250 – UT Arlington 74, San Francisco 65 – 12/21/85

UT Arlington defeats the Dons in the consolation game of the Albertsons Classic in Boise, Idaho.

Win 300 – UT Arlington 108, at Nicholls 84 – 1/2/91

Leonard Wilson scores 31 points and UT Arlington all-time leading scorer Willie Brand adds 22. The victory starts an eight-game winning streak for the Mavericks.

Win 350 – UT Arlington 70, North Texas 68 – 1/15/94

Trailing by three points at halftime, the Mavericks rally to defeat the Mean Green. The victory snaps a six-game losing streak.

Win 400 – UT Arlington 87, at Air Force 78 – 12/19/98

The Mavericks scored 52 points in the second half to erase a halftime deficit in Colorado Springs, Colo.

Win 450 – UT Arlington 81, Texas Wesleyan 65 – 11/30/02

The victory is UT Arlington's ninth straight versus the crosstown-rival Rams.

Win 500 – UT Arlington 87, UT Tyler 72 – 12/22/05

Brady Dawkins registers 15 points and seven assists in the victory over the Patriots.

Win 550 – UT Arlington 75, Utah Valley 64 - 1/3/2009

The Mavs end a five-game skid against Utah Valley behind 17 points from Ryan Toolson

Win 600 – UT Arlington 91, Lamar 82 - 1/14/2012

UTA wins its seventh in a row, on the way to a 16-game winning streak and 15-1 SLC record.

Win 650 – UT Arlington 87, Houston Baptist 69 - 12/22/2014

Jamel Outler drained seven 3-point field goals to help the Mavs move to 3-1 on the season with a homecoming victory.

Win 700 – UT Arlington 89, South Alabama 83 - 1/16/2017

The Mavs used a 16-point second half run then held off the Jaguars in Mobile, Ala.



BRIAN WARREN
5-9 | 160 | JR | G
Indianapolis, Ind.



DJ BRYANT
5-11 | 185 | JR | G
Sarasota, Fla.




AYOUB NOUHI
6-5 | 196 | FR | F
Brussels, Belgium



DAVID AZORE
6-4 | 205 | R-FR | G
Houston, Texas



EDRIC DENNIS
6-0 | 190 | R-JR | G
Dallas, Texas



RADSHAD DAVIS
6-2 | 205 | JR | G
Nassau, Bahamas



JABARI NARCIS
6-9 | 230 | JR | F
Chaguanas, Trinidad and Tobago



SCOTT MUIRHEAD
6-3 | 206 | R-JR | G
Ennis, Texas



ANDRES IBARGUEN
6-5 | 230 | JR | F
Santa Marta, Colombia




PEDRO CASTRO
6-6 | 185 | R-FR | G
Fort Worth, Texas



TIANDRE JACKSON-YOUNG
6-3 | 195 | JR | G
Marshall, Texas



PATRICK MWAMBA
6-5 | 188 | FR | F
Bukava, Congo



PATRICK BINZER
6-1 | 180 | R-JR | G
Weatherford, Texas



MCKADE MARQUIS
6-0 | 215 | FR | G
Whitehouse, Texas

@UTA_MBB

@UTA_Hoops



CHRIS OGDEN
HEAD COACH



GREG YOUNG
ASSOC. HEAD COACH



RILEY DAVIS
ASST. COACH



ROYCE JOHNSON
ASST. COACH

PRONUNCIATION GUIDE

#3 **AYOUB NOUHI**: A-ube NEW-he
#4 **DAVID AZORE**: AYE-zore
#10 **RADSHAD DAVIS**: ruh-SHAHD
#13 **JABARI NARCIS**: NAHR-sis

#20 **ANDRES IBARGUEN**: E-BAR-gwen
#23 **Patrick MWAMBA**: mm-WAMBA
#33 **McKade MARQUIS**: MAR-qees



JARRED JACKSON
DIR. OF OPERATIONS



PARKER EIDSON
GA/OPERATIONS



MATT MCGANN
GA/ANALYTICS