

# UT ARLINGTON MAVERICKS

## 2019-20 MEN'S BASKETBALL INFOGRAPHIC GAME NOTES

NCAA: 2008 | NIT: 1981, 2012, 2017 | CIT: 2013, 2016

Associate AD for Communications: Jason MacBain | Cell: 315.750.0236 | Email: jason.macbain@uta.edu | Twitter: @JaBain

### SCHEDULE / RESULTS

#### NOVEMBER (4-4)

5	UT DALLAS (ESPN+)	W, 84-50
9	TULSA (ESPN+)	W, 73-59
NCAA 12	Nevada (MOUNTAIN WEST NETWORK)	L, 80-73
NCAA 17	#14 Oregon <sup>1</sup> (PAC-12 NETWORK)	L, 67-47
NCAA 19	#8 Gonzaga <sup>1</sup> (ROOT)	L, 72-66
24	ARKANSAS TECH (ESPN+)	W, 85-68
NIT 27	vs. Furman <sup>1</sup>	L, 58-57
28	Elon <sup>1</sup> (FLOSPORTS)	W, 77-67

#### DECEMBER (0-4)

2	NORTH TEXAS (ESPN+)	L, 77-66
7	UC SANTA BARBARA (ESPN+)	L, 72-68
NCAA 11	Houston (ESPN3)	L, 71-63
NCAA 19	Georgia State* (ESPN+)	L, 83-77
21	Georgia Southern* (ESPN+)	12 PM

#### JANUARY (0-0)

2	Arkansas State* (ESPN+)	7 PM
4	Little Rock* (ESPN+)	2 PM
6	SOUTH ALABAMA* (ESPN+)	7 PM
9	APPALACHIAN STATE* (ESPN+)	7 PM
CBI 11	COASTAL CAROLINA* (ESPN+)	2 PM
16	Louisiana* (ESPN+)	7 PM
CIT 18	ULM* (ESPN+)	2 PM
CIT 25	Texas State* (ESPN+)	4 PM
30	LOUISIANA* (ESPN+)	7 PM

#### FEBRUARY (0-0)

CIT 1	ULM* (ESPN+)	2 PM
6	Appalachian State* (ESPN+)	6 PM
CBI 8	Coastal Carolina* (ESPN+)	1 PM
13	ARKANSAS STATE* (ESPN+)	7 PM
15	LITTLE ROCK* (ESPN+)	2 PM
NCAA 20	GEORGIA STATE* (ESPN+)	7 PM
22	GEORGIA SOUTHERN* (ESPN+)	2 PM
CIT 28	TEXAS STATE* (ESPN2)	8 PM

#### MARCH (0-0)

3	Troy* (ESPN+)	6 PM
7	Sun Belt Tournament First Round <sup>1</sup>	TBA
9	Sun Belt Tournament Second Round <sup>2</sup>	TBA
11	Sun Belt Tournament Quarterfinals <sup>3</sup>	TBA
14	Sun Belt Tournament Semifinals <sup>5</sup> (ESPN+)	TBA
15	Sun Belt Tournament Final <sup>5</sup> (ESPN2)	1 PM

HOME GAME | AllTimes Central | <sup>1</sup>Battle 4 Atlantis (Mainland)

<sup>2</sup>Sun Belt Conference Game

<sup>4</sup>Campus Sites (#10 @ #7; #9 @ #8; #1-6 Receive Byes)

<sup>2</sup>Campus Sites (W @ #5; W @ #6; #1-4 Receive Byes)

<sup>3</sup>Campus Sites (W @ #3; W @ #4; #1-2 Receive Byes)

<sup>5</sup>New Orleans (Smoothie King Center)



@UTAMavsMBB

4-8, 0-1 SBC

### UT ARLINGTON @ GEORGIA SOUTHERN

Statesboro, GA | Hanner Fieldhouse (3,897)

Video: ESPN+ | ESPN App

Radio: KTNO 620 AM | TuneIn App | Josh Sours

Live Statistics: UTStats.com

Series History: UTA Leads, 6-5

#MavUp | #SunBeltMBB



@GSAthleticsMBB

7-4, 1-0 SBC

HC: Chris Ogden (21-24) HC: Mark Byington (125-92)

UTA HAS PLAYED THE 13TH-HARDEST SCHEDULE IN THE NATION (KENPOM)

### STRENGTH IN NUMBERS

UTA's strength so far this season has been its depth as the Mavs have already had seven different leading scorers – believed to be among the most in the nation, if not the most. **For the first time all year on Thursday, David Azore – UTA's leading scorer at now 13.5 per game – led the Mavs in scoring in a game with a career-high 23 points.**

With that performance, Azore moved into the top 20 in the Sun Belt in scoring; previously, UTA was the lone team without a player in the top 20. In another testament to the depth, UTA has already had four different players record double-doubles this year (Jabari Narcis (2x), Brian Warren, Radshad Davis and Azore), and that is tied for the most of any Sun Belt team (Appalachian State).

### KEY STORYLINE

UTA ranks 29th in the nation in fewest turnovers per game at 11.6 (were ranked 11th with 10.8 entering Thursday's game). In their last two games, the Mavericks have had five turnovers at Houston – tied for the fewest in a game in nearly seven years – and had a season-high 20 turnovers at Georgia State – the most for them in a Sun Belt game since 2017-18.

Georgia Southern is ranked 9th in the country in steals per game at 10.1. **The Eagles also rank 5th nationally in turnover margin at +6.5 and 10th in the nation in turnovers forced at 19.1 per outing.**

### PROBABLE STARTERS

0

#### BRIAN WARREN (G)

Sr. | 5-9 | 170 | Indianapolis, IN  
13.1 PPG | 2.8 RPG | 3.6 APG

19 Points @ GSU; 46 Points Over The Last 2 Games



4

#### DAVID AZORE (G)

R-So. | 6-4 | 205 | Houston, Texas  
13.5 PPG | 5.0 RPG | 3.8 APG

Leads UTA In Points, Assists & FT% (85.1)



10

#### RADSHAD DAVIS (F)

Sr. | 6-2 | 205 | Nassau Bahamas  
6.4 PPG | 4.6 RPG | 20 Off Rbs.

Made His 1st Start Of The Season @ Georgia State



22

#### TIANDRE JACKSON-YOUNG (F)

Sr. | 6-4 | 200 | Marshall, Texas  
7.2 PPG | 3.4 RPG | 45.0 FG%

16 PTS @ Georgia State -- Most vs. D-I Team This Yr.



13

#### JABARI NARCIS (F)

Sr. | 6-9 | 240 | Chaguanas, Trinidad  
8.3 PPG | 6.8 RPG | 1.2 BPG

Leads UTA In 3-Pointers (21), Rebounds & Blocks



**1)** Six of UTA's eight losses this year have been by eight points or less, and five of those six single-digit setbacks have come on the road or at a neutral site against NET Quad 1 or Quad 2 opponents (more info: page 3).

**2)** UTA owns the third-most Sun Belt wins (68) since joining the league in 2013-14 (Georgia State: 79; Louisiana: 72), and is one of just three members (Georgia Southern, Louisiana) to post five-straight seasons of double-figure SBC wins.

**3)** The Mavs also won four non-conference games last year, started Sun Belt play 0-2 (losses at home to Georgia State and Georgia Southern), but rebounded to win 12 of their final 16 regular-season games to finish the year at 12-6 in Sun Belt play and 17-16 overall.

**4)** UTA national statistical ranks: 19th – 3s attempted (324); 47th – assist-to-turnover ratio (1.22); 50th – 3s made (102).

Please refer to the University of Texas at Arlington as **UT Arlington**. UTA is acceptable on second reference. Using Texas-Arlington, UT-Arlington or any other form is incorrect.

## ABOUT THE UT ARLINGTON MAVERICKS

### GENERAL INFORMATION

Location..... Arlington, Texas  
Global Enrollment..... 61,000 (Global) 43,000 (Campus)  
Founded..... 1895  
Nickname..... Mavericks  
Home Court..... College Park Center  
Capacity..... 7,000  
President..... Dr. Vistasp Karbhari  
Director of Athletics..... Jim Baker

### COACHING STAFF

Head Coach..... Chris Ogden (Texas '04 / 2<sup>ND</sup> Year)  
Record At UTA..... 21-24  
Career Record..... Same  
Associate Head Coach..... Greg Young (Howard Payne '86 / 11<sup>TH</sup> Year)  
Assistant Coach..... Riley Davis (Texas '11 / 2<sup>ND</sup> Year)  
Assistant Coach..... Royce 'Snoop' Johnson (Thomas Edison '13 / 2<sup>ND</sup> Year)

### SUPPORT STAFF

Director Of Operations..... Parker Eidson (Tennessee '16 / 2<sup>ND</sup> Year)  
Video Coordinator..... Matt McGann (Oklahoma State '17 / 2<sup>ND</sup> Year)  
Strength Coach..... Dominick Walker (McMurry '13 / 2<sup>ND</sup> Year)  
Athletic Trainer..... Chris Marrs (Illinois College '14 / 2<sup>ND</sup> Year)  
Player Development Coordinator..... Derrick Obasohan (UTA '04 / 1<sup>ST</sup> Year)  
Analytics Coordinator..... Matthew Winsberg (LSU '17 / 1<sup>ST</sup> Year)  
Operations Coordinator..... Peter Clark (Weber State '18 / 1<sup>ST</sup> Year)  
Administrative Assistant..... Rachael Holmes (McMurry '13 / 2<sup>ND</sup> Year)

### HISTORY

First Year of Basketball..... 1959-60  
Total Years of Basketball..... 60  
All-Time Record..... 754-942  
Overall Record in College Park Center (2012-Present)..... 80-24

Years In Sun Belt Conference..... 6 (2013-Present)  
All-Time Sun Belt Record..... 68-45 (.602)  
Sun Belt Regular Season Championships..... 1 (2017)  
Sun Belt Tournament Championships..... 0

Years In Western Athletic Conference..... 1 (2012-13)  
All-Time WAC Record..... 11-7 (.611)  
WAC Regular Season Championships..... 0

Years In Southland Conference..... 48 (1964-2012)  
All-Time Southland Record..... 289-354 (.442)  
Southland Regular Season Championships..... 2 (2004, 2012)  
Southland Tournament Championships..... 1 (2008)

NCAA Tournament Appearances..... 1 (2008)  
Record In The NCAA Tournament..... 0-1  
NIT Appearances..... 3 (1981, 2012, 2017)  
Record In The NIT..... 2-3  
CIT Appearances..... 2 (2013, 2016)  
Record In The CIT..... 1-2

### 2018-19 REVIEW

Overall Record..... 17-16  
Sun Belt Record..... 12-6  
Sun Belt Finish..... T-2<sup>ND</sup>  
Sun Belt Tournament Finish..... Finals (Second-Straight Year)  
Home..... 9-5  
Away..... 7-10  
Neutral..... 1-1  
Postseason..... None

### ATHLETIC COMMUNICATIONS

Associate AD for Communications..... Jason MacBain  
Cell / Office Phone..... 315.750.0236 / 817.272.2239  
E-Mail..... jason.macbain@uta.edu  
Overnight/Shipping Address..... 601 Spaniolo Drive  
College Park Center, Ste. 1102-E, Arlington, TX 76019  
Website..... UTAMavs.com  
Twitter, Instagram & Facebook..... @UTAMavsMBB /UTAMavsMBB

## ABOUT THE MATCHUP

US EAGLES



• The contest is a rematch of last year's Sun Belt Tournament Semifinal, which was won by UTA. That win snapped each team alternating wins and losses in the series, as had happened the first 10 all-time meetings.

• Georgia Southern opened league play Thursday by overcoming a 15-point 1st-half deficit and an eight-point deficit with 6:30 remaining to defeat Texas State, 67-64. The Eagles were picked 3rd in the Sun Belt Preseason Poll, right behind UTA.

• Ike Smith leads a quintet of double-figure scorers for Georgia Southern at 15.2 per game. As a team, the Eagles average 79.6 points per game – the 42nd most in the nation.

### SERIES HISTORY -- UTA Leads, 6-5

Date	Location	W/L	Score
12.29.72	Statesboro	L	73-69
12.30.14	Arlington	W	62-61
3.5.15	Statesboro	L	76-64
1.2.16	Arlington	W	92-72
2.4.16	Statesboro	L	82-73
2.20.17	Statesboro	W	81-71
1.27.18	Statesboro	L	74-59
2.22.18	Arlington	W	83-63
1.5.19	Arlington	L	77-64
1.24.19	Statesboro	W	72-67
3.16.19	New Orleans	W	67-58

## LOOKED DOWN ON #8 GONZAGA


UTA led for 16 minutes and made #8 Gonzaga fight until the final buzzer on Nov. 19 in a six-point Bulldogs win, 72-66.

Gonzaga's fewest points in a home non-conference game since Dec. 10, 2016 (61 vs. Akron as part of a 61-43 win).



## 2018-19 SINGLE-SEASON RECORDS

In Chris Ogden's first season at the helm of the Mavericks in 2018-19, UTA secured several top-10 all-time single-season program marks.





## SCHEDULE STRENGTH

After playing the 7th-hardest non-conference schedule in the nation last year, UTA once again faced a challenging gauntlet to prepare for the new, expanded 20-game Sun Belt slate. In the most recent NET rankings entering Dec. 20, UTA's average opponent rank is #17, which includes numerous factors (scoring margin, location, offensive and defensive efficiency, etc.). **All but two of UTA's 10 D-I opponents so far this year reside in the NET Quad 1, Quad 2 or Quad 3:**

**Quad 1:** @ Gonzaga (4), @ Oregon (13), @ Houston (51)  
**Quad 2:** @ Nevada (95), vs. Furman (100), @ Georgia State (109)  
**Quad 3:** North Texas (104), Tulsa (125)  
**Quad 4:** UC Santa Barbara (169), @ Elon (332)

Additionally, of UTA's nine non-conference games against D-I competition, here's the full breakdown (2018-19 postseason):



## SUN BELT PRESEASON POLL & TEAMS

### 2019-20 SUN BELT PRESEASON POLL

RANK	SCHOOL	POINTS (1ST VOTES)
1	SOUTH ALABAMA	138 (8)
2	UT ARLINGTON	124 (2)
3	GEORGIA SOUTHERN	121 (1)
4	TEXAS STATE	110 (1)
5	LOUISIANA	92
6	GEORGIA STATE	76
7	COASTAL CAROLINA	75
8	ULM	72
9	APPALACHIAN STATE	40
10	ARKANSAS STATE	33
11	LITTLE ROCK	32
12	TROY	22

UTA was picked to finish 2nd-to-last (11th place) in the 2018-19 preseason poll, but finished in a tie for 2nd with a 12-6 Sun Belt record (full standings: page 27). **That nine-spot improvement from preseason to final regular-season finish was tied for the best in the nation along with Siena.**

After being named to the Sun Belt Third Team and Sun Belt All-Tournament Team in his initial season as a Maverick, senior **Brian Warren** has landed on the Preseason All-Sun Belt First Team. He led UTA in scoring (15.4), assists (3.6), steals (1.2) and minutes (29.8) last year.

**FIRST TEAM PICK**

**Preseason All-Sun Belt First Team**  
 Quan Jackson, Georgia Southern  
 Josh Ajayi, South Alabama  
**Brian Warren, UT Arlington**  
 Trhae Mitchell, South Alabama  
 Nijal Pearson, Texas State

## AMONG THE SUN BELT CONFERENCE'S BEST

Over the last five seasons, UTA has the 2nd-best average RPI/NET among all Sun Belt teams:

Team	2014-15	2015-16	2016-17	2017-18	2018-19	Average
1) Georgia State	54	177	106	116	126	116
<b>2) UT Arlington</b>	<b>180</b>	<b>107</b>	<b>40</b>	<b>112</b>	<b>160</b>	<b>120</b>
3) Louisiana	123	145	114	65	194	128
4) Georgia Southern	111	244	144	143	128	154
5) ULM	125	104	294	224	145	178
6) Coastal Carolina			174	251	153	193 *
7) Texas State	233	241	172	247	139	206
8) Little Rock	276	42	241	308	237	221
9) Troy	312	295	150	197	259	243
10) Arkansas State	278	284	113	295	252	244
11) South Alabama	271	240	229	271	236	249
12) Appalachian State	243	262	295	250	215	253
Sun Belt Rank (Out Of 32)	19	17	13	20	17	17.2

\* Based On Three-Year Sun Belt Membership

2014-18 RPI Formula Was Utilized  
 2018-19 NET Formula Was Utilized





## AMONG THE STATES BEST

			2019-20), UTIA owns the 8th-most wins of the 23 Division-I schools in the state of Texas.		
1) Houston	110	36			
2) Texas Tech	102	47			
3) Stephen F. Austin	97	46			
Baylor	97	50	13) Texas A&M-CC	78	63
5) SMU	95	44	14) Lamar	76	66
UT ARLINGTON	93	57	15) Abilene Christian	75	62
			16) North Texas	65	79
7) Sam Houston State	88	60	17) Rice	63	79
8) TCU	87	64	18) Prairie View A&M	61	83
9) Texas Southern	84	68	UTEP	61	74
Texas A&M	84	60	20) UTSA	60	83
11) Texas State	83	63	21) UTRGV	57	86
12) Texas	80	67	22) Houston Baptist	52	82
			23) Incarnate Word	45	83

\* Records Entering Games On Dec. 20 \*

Over the last 4+ seasons (2015-16, 2016-17, 2017-18, 2018-19 and 2019-20), UTA owns the 6th-most wins of the 23 Division-I schools in the state of Texas.

## FORMER OLYMPIAN ON STAFF

The UTA coaching staff has a familiar face on it this season as **2004 alumnus Derrick Obasohan is in his first year as a Player Development Coordinator.**

A former UTA standout, professional player and Olympian, Obasohan scored 1,308 career points for the Mavericks from 2000-04 – which still ranks as the 7th-most in program history. Obasohan begins his coaching career after playing 14 years professionally in France, Spain and Turkey.

A former Olympian, **Obasohan was the starting shooting guard for Nigeria at the 2012 London Games.** He averaged 10.6 points and 3.2 rebounds over five Olympic contests, including a personal high of 18 points in the final Group A Preliminary Round matchup against France.

In 2001, Obasohan became first player in program history to be named the Southland Conference Freshman of the Year after averaging 8.8 points and 3.9 rebounds per game. He also garnered Southland Conference honors as a junior and senior.



## DECADE OF SUCCESS

UTA's first season of basketball took place in 1959-60, and since that opening year the Mavs have improved significantly in each of their six decades. Below are the average amount of wins each decade:

DECADE	AVG. WINS
60s →	8.4
70s →	9.2
80s →	11.1
90s →	13.0
00s →	15.1
10s →	19.5

The Mavs need at least 24 victories this year to average 20 wins per season this decade – by far the most in program history. UTA has posted seven 20-win seasons in its 60-year history, but five of those have come since 2007-08:

Year	Record	Postseason
2016-17	27-9	NIT
2015-16	24-11	CIT
2011-12	24-9	NIT
2017-18	21-13	----
2007-08	21-12	NCAA
1990-91	20-9	----
1980-81	20-8	NIT

## Other Former Olympians Currently On A D-I Men's Basketball Staff:

**Georgetown:** Patrick Ewing | Head Coach  
United States, 1984 (Los Angeles) & 1992 (Barcelona)

**Memphis:** Penny Hardaway | Head Coach  
United States, 1996 (Atlanta)

**Wake Forest:** Danny Manning | Head Coach  
United States, 1988 (Seoul)

**Nevada:** Steve Alford | Head Coach  
United States, 1984 (Los Angeles)

**Virginia:** Kirk Penney | Director of Player Development  
New Zealand, 2000 (Sydney) & 2004 (Athens)

**Monmouth:** JR Reid | Assistant Coach  
United States, 1988 (Seoul)

## KEY RULE CHANGES

Among a plethora of major rule changes for men's college basketball in 2019-20 are the following noteworthy items:

- 1) Increase the 3-point line to FIBA distance: 22 feet and 1 ¾ inches.
- 2) Reset the shot clock to 20 seconds on an offensive rebound in the front court.
- 3) Permit the head coach to call live-ball timeouts during the last two minutes of a game.
- 4) Basket interference/goaltending can be reviewed in the last two minutes of a game.



## QUALITY & QUANTITY

UTA has already had seven different players score 17+ points in a game and has had seven different leading scorers this year. Below is a list of those players, their respective season highs and how many times they have led UTA in scoring:

Brian Warren <sup>(3)</sup>	27
Jabari Narcis <sup>(3)</sup>	23
David Azore <sup>(1)</sup>	23
Sam Griffin <sup>(2)</sup>	20
TiAndre Jackson-Young <sup>(1)</sup>	19
Jordan Phillips <sup>(1)</sup>	17
Radshad Davis <sup>(1)</sup>	14



In his initial ranking earlier this summer, ESPN Bracketologist Joe Lunardi installed UTA as the Sun Belt favorites in 2019-20. Andy Katz from the NCAA also predicted UTA to make the NCAA Tournament.

## MAHOMES & MARQUIS

Kansas City Chiefs Quarterback and 2018 NFL MVP Patrick Mahomes was UTA redshirt freshman McKade Marquis's 6th-grade basketball coach. Mahomes and Marquis are both from Whitehouse, Texas, and when Mahomes was in 11th grade at Whitehouse High School, he served as Marquis's 'Boomtown' team coach. Marquis and Mahomes' younger brother, Jackson, are best friends.



## SCENIC SHOOTAROUND / WALK-THRU LOCATIONS

Under Chris Ogden, UTA has held gameday shootarounds/walk-thrus at several non-traditional locations:



Pismo Beach, CA || Dec. 21, 2018  
UTA 75 Cal Poly 70 (OT)



Myrtle Beach, SC || Jan. 12, 2019  
UTA 61 Coastal Carolina 58



New Orleans, LA || Mar. 17, 2019  
UTA 64 Georgia State 73 (SBC FINAL)

HOTEL ROOFTOP



CORNER OF ARLINGTON AVE

Reno, NV || Nov. 12, 2019  
UTA 73 Nevada 80



## T.J. FORD APPEARANCE



Former National Player of the Year T.J. Ford attended UTA's season opener this year. Ford was teammates with Chris Ogden at Texas for the two years he was with the Longhorns in 2001-02 and 2002-03. Ford and Ogden helped lead Texas to the Final Four in 2003 for the first time since 1947.

## FRIDAY NIGHT LIGHTS



For the first time in program history, UTA will have a regular season home game broadcast on national television as the Mavericks' 2019-20 home finale on Feb. 28 at the College Park Center against rival Texas State will be shown live on ESPN2.

## GRAND'S ALL (MOSTLY) HERE

After having the least amount of returning points in the nation last year (3.2 percent; 87 of 2,640), UTA returns 67 percent (1,527 of 2,284) of its scoring this season. UTA returns all five starters from last season (same starting lineup for the final six games in 2018-19), and the Mavs have four of their top-5 scorers back as well.

## RETURN OF THE VICTORY BELL



## WIN - LOSS COMPARISON

UTA statistical averages in wins and losses so far this season:

Category	Losses	Wins
PPG	64.6	79.8
FG%	36.2	48.0
FG D%	43.4	34.7
APG	11.8	18.8

## RE-TWEETS

**1)** Under Chris Ogden, UTA is 19-5 when scoring at least 68 points (4-3 this year).

**2)** Against Arkansas Tech, Brian Warren (15 points, 12 assists) and Jabari Narcis (23 points, 11 rebounds) each recorded double-doubles – the first time multiple double-doubles have happened in the same game in the Chris Ogden era.

**3)** Warren's 12 assists were the most by a Mav since Erick Neal dished out 13 against UT Dallas on Nov. 27, 2017.

**4)** UTA made 15 3-pointers (15-37) against UT Dallas, tying for the 3rd-most in a game in program history (all-time record: 17 vs. Bradley on Dec. 8, 2015). The Mavs also made 15 3s at South Alabama this past February.

**5)** The Mavs issued 25 assists against UTD – the most in the Chris Ogden era (previous: 24 vs. Appalachian State on Feb. 9).

**6)** UTA started 2-0 for the third-straight year; in each of the previous two seasons the Mavs have gone on to play in the Sun Belt Tournament Final.

**7)** For just the second time in program history, UTA held its first two opponents of a season both under 60 points. The only other time that had occurred was the 1987-88 season; it's never been done three-straight times to commence a year.



In 1965, the Victory Wagon – with a Victory Bell attached – made its debut at UTA thanks to **Phi Delta Theta**. After years of hibernation, the Victory Wagon has been refurbished this year, bringing back a university cornerstone symbol of spirit of fight.

Prior to each home game this year there will be an honorary bell ringer, and the 2019-20 season commenced with a loud ring with the return of **Doug Russell**. A 1969 UTA alumnus, Russell was a collegiate National Champion, and is also famously known for **winning the first-ever gold medal in the men's 100-meter butterfly at the 1968 Summer Olympics** – upsetting fellow American teammate and favorite Mark Spitz. Russell was inducted into the International Swimming Hall of Fame in 1985.



## HOME DOMINANCE

- Since 2015-16, UTA has compiled an impressive 52-12 record in College Park Center.
- The Mavericks went 13-2 in 2015-16, 14-1 in 2016-17, 13-2 in 2017-18, 9-5 in 2018-19 and are 3-2 so far in 2019-20. **Included in that stretch was a 21-game regular-season winning streak.**
- The 14 victories in 2016-17 equaled a program record, set in 2007-08, for most home wins. The only loss was a four-point setback to CSU Bakersfield in the quarterfinals of the NIT.

Record	Season	Site
14-1	2016-17	College Park Center
14-3	2007-08	Texas Hall
13-2	2017-18	College Park Center
13-2	2015-16	College Park Center
12-1	2011-12	Texas Hall (8-1), CPC (4-0)
12-2	2003-04	Texas Hall

## CPC ATTENDANCE HIGHS

1)	6,421	11/16/12	MBB vs. Oklahoma
2)	6,336	3/22/17	MBB vs. CSU Bakersfield (NIT)
3)	6,228	2/2/12	M/WBB vs. UTSA
4)	6,105	12/3/15	MBB vs. North Texas
5)	5,590	2/22/18	WBB vs. Georgia Southern
6)	5,390	3/20/17	MBB vs. Akron (NIT)
7)	5,272	2/11/12	MBB vs. Texas State
8)	5,011	2/9/17	WBB vs. Little Rock
9)	5,033	1/23/16	MBB vs. Little Rock
10)	4,837	3/2/13	MBB vs. Utah State



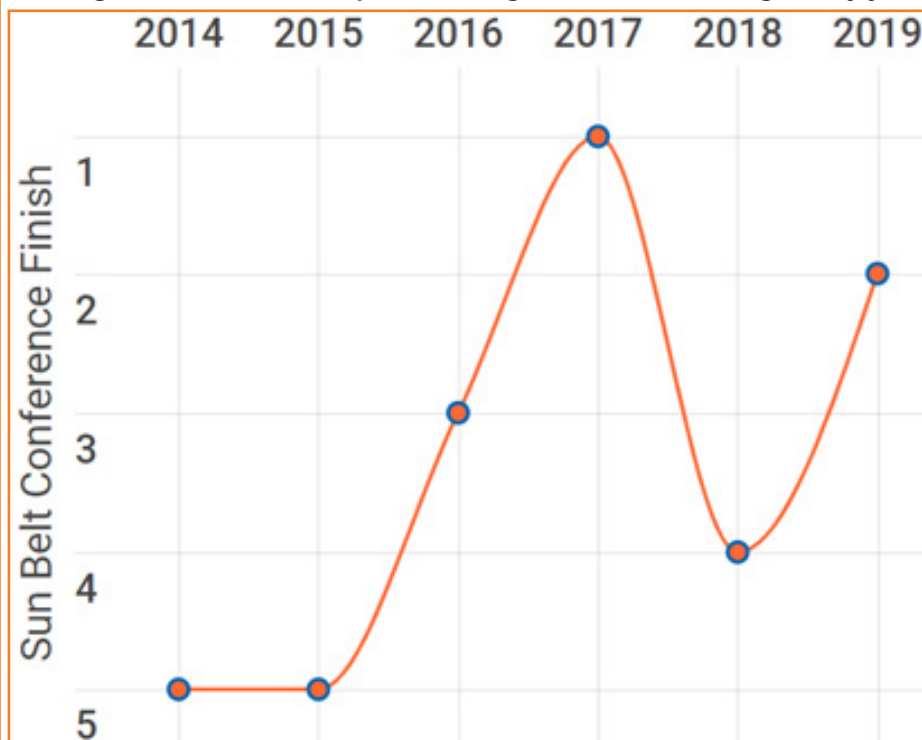
## ABOUT THE CPC

The Mavericks have called the beautiful College Park Center home since the 7,000 all chair-back seat multi-purpose arena opened on Feb. 1, 2012. The \$78 million project broke ground on March 5, 2010 and opened less than two years later. The arena is part of a 20-acre section of campus known as the College Park District, which includes a residence hall, student apartments, a 4.62 acre park, restaurants and three parking garages. The arena features 4,055 lower bowl seats, in addition to a 2,800-square-foot hospitality suite. A distinctive feature is a center hung 4-sided Daktronics LED scoreboard with an additional end zone LED display, ribbon displays and scorer's table. The lower concourse contains sports medicine facilities, two full-sized practice courts, a 2,500-sq-ft weight room, a press center, an academic support study center and coaches' office suites. In addition to Mavericks basketball and volleyball events, the facility hosts a variety of concerts, speaking engagements and other events. The WNBA's Dallas Wings also call College Park Center home during their season.

#MavUp

## SUN BELT SUCCESS

Since joining the Sun Belt for the 2013-14 season, UTA is the only team in the league to finish in the top-5 of the regular-season standings every year.



## GLOBAL PRESENCE

UTA has players from five different foreign countries on the 2019-20 roster – a total which surpasses the amount of different states (four) represented.



## NBA Academy

NBA Academies, a network of elite basketball training centers around the world, include educational development for top male and female prospects from outside the U.S. and mark the NBA's signature elite player development initiative. The initiative exposes elite prospects to NBA-level coaching, facilities and competition and provides a global framework for them to maximize their success.

### MALE NBA ACADEMIES GRADUATES WHO ARE ATTENDING, OR HAVE COMMITTED TO, D-I SCHOOLS (12 TOTAL; 2 NBA AFRICA PRODUCTS):

- Oumar Ballo (NBA Latin America Academy; Mali; Gonzaga)
- Francisco Caffaro (NBA Global Academy; Argentina; Virginia)
- Hunter Clarke (NBA Global Academy; Australia; Montana)
- Alex Ducas (NBA Global Academy; Australia; St. Mary's)
- Francisco Farabello (NBA Academy Latin America; Argentina; TCU)
- Anyang Garang (NBA Global Academy; Uganda; Oklahoma)
- Timothy Igheofe (NBA Academy Africa; Nigeria; Georgetown)
- Hyunjung Lee (NBA Global Academy; South Korea; Davidson)
- **Patrick Mwamba (NBA Academy Africa; Congo; UT Arlington)**
- Jermaine Miranda Perez (NBA Academy Latin America; Puerto Rico; Hofstra)
- Jonathan Tchatchoua (NBA Global Academy; Cameroon; Baylor)
- Kurt-Curry Wegscheider (NBA Academy Africa; Central Africa Republic; New Mexico)



## ADDITION BY SUBTRACTION?

UTA posted a -0.6 scoring margin last year, but still managed to secure a winning record at 17-16. It's the first time since 1999-00 that a UTA team has had a winning record (15-12) with a negative scoring margin (-2.1).



**17-16 RECORD**

Over the last 12 years, UTA has finished with a positive scoring margin 10 times; in the first 48 years of the program, that occurred just eight times.

**-0.6 MARGIN**

## MAVERICKS IN THE PROS

On Dec. 12, former UTA standout Kevin Hervey signed a two-way contract with the Oklahoma City Thunder, positioning the program's all-time leading rebounder (921) and 2nd-leading scorer (1,783) to become the first Maverick to play in an NBA game.

An Arlington native, Hervey has spent the past season and a half with the Oklahoma City Blue of the NBA G League after being drafted by the Thunder with the 57th pick in 2018. **He is currently on the OKC Thunder roster.**

Hervey was the 4th all-time UTA player selected in the draft and the first since the NBA reduced the number of rounds to just two in 1989. Paul Renfro became UTA's first-ever draft pick when he was taken in the 9th round (181st overall) by the Utah Jazz in 1980. Two Mavericks were selected in 1982 – both by the Dallas Mavericks. Ralph McPherson was selected in the 9th round (188th) and Albert Culton picked in the 10th round (209th).



**He was one of three graduating seniors in 2018 who signed a contract and are playing professionally, joining Erick Neal in Turkey with Fethiye and Johnny Hamilton also in Turkey with Darussafaka.**

### OTHER FORMER MAVS CURRENTLY PLAYING PROFESSIONALLY

Jorge Bilbao	Caceres Patrimonio de la Humanidad. . . . .	Spain
Roger Dowell	Beroe . . . . .	Bulgaria
Brandon Edwards	Elitzur Yavne . . . . .	Israel
Karol Gruszecki	Polski Cukier Torun . . . . .	Poland
Julian Harris	Raleigh Firebirds . . . . .	North Carolina
Jalen Jones	Sao Paulo FC . . . . .	Brazil
LaMarcus Reed	JP-Auto JKSE . . . . .	Hungary
Anthony Walker	Beroe . . . . .	Bulgaria

## THE LAST TIME

### THE LAST TIME A MAVERICK

#### Scored 40 Or More Points

. . . . .43, Stephen Barber at UTSA, 2/24/02

#### Scored 30 Or More Points

. . . . .31, Edric Dennis at Troy, 3/2/19

#### Totaled 20 Or More Rebounds

. . . . .22, Jermaine Griffin vs. UT Permian Basin, 12/1/05

#### Totaled 15 Or More Rebounds

. . . . .15, Andres Ibarguen vs. Coastal Carolina, 2/7/19

#### Totaled 10 Or More Assists

. . . . .12, Brian Warren vs. Arkansas Tech, 11/24/19

#### Recorded A Double-Double (Points/Rebounds)

. . . . .Jabari Narcis (23/11) vs. Arkansas Tech, 11/24/19

#### Recorded A Double-Double (Points/Assists)

. . . . .Brian Warren vs. Arkansas Tech (15/12), 11/24/19

#### Recorded A Triple-Double (Points/Rebounds/Assists)

. . . . .Erick Neal vs UT Dallas (10/10/13), 11/27/17

### THE LAST TIME THE MAVERICKS

**Played An OT Game.** . . . . W, 91-86 vs. ULM 2/23/19 (2 OT)

**Scored 100+ Points.** . . . . W, 105-89 at BYU 3/15/17

**Allowed 100+ Points** . . . . . L, 79-100 at Louisiana 2/17/18

**Had 50 Or More Rebounds** . . . . . 53 vs. Coastal Carolina 2/7/19

**Had 20 Or More Assists** . . . . . 24 vs. Arkansas Tech 11/24/19

**Had 15 Or More Steals** . . . . . 18, vs. Howard Payne 11/13/13

**Played AP Ranked Opp.** . . . . at #8 Gonzaga, L: 72-66 11/19/19

**Defeated AP Ranked Opp.** . . . at #12 Saint Mary's, 65-51 12/8/16

## UTA VS. TOP-25 TEAMS

Nov. 19, 2019	at #8 Gonzaga	L	66-72
Nov. 17, 2019	at #14 Oregon	L	47-67
Dec. 18, 2018	at #8 Gonzaga	L	55-89
Dec. 18, 2017	at #25 Creighton	L	81-90
Nov. 21, 2017	at #25 Alabama	L	76-77
<b>Dec. 8, 2016</b>	<b>at #12 Saint Mary's</b>	<b>W</b>	<b>65-51</b>
Dec. 2, 2014	at #6 Texas	L	53-63
Nov. 25, 2014	at #1 Kentucky	L	44-92
Nov. 19, 2013	at #4 Kentucky	L	76-105
Dec. 19, 2012	at #24 Oklahoma State	L	44-69
Nov. 23, 2011	at #9 Baylor	L	65-75
Dec. 29, 2010	at #3 Kansas	L	57-82
Dec. 20, 2008	at #21 Baylor	L	76-79
Mar. 21, 2008	vs. #2 Memphis#	L	63-87
Dec. 3, 2005	at #2 Texas	L	55-93
Dec. 15, 2004	at #14 Texas	L	70-85
Jan. 2, 2004	at #19 Texas	L	79-99
Nov. 27, 2002	at #3 Texas	L	45-76
Nov. 18, 1997	at #19 Oklahoma	L	63-81
Dec. 20, 1994	at #21 New Mexico State	L	63-102
Dec. 28, 1993	vs. #14 Connecticut+	L	72-112
Dec. 21, 1992	at #17 Nebraska	L	95-116
Nov. 23, 1991	at #14 Utah	L	57-58
Dec. 6, 1986	at #11 Oklahoma	L	76-101
Feb. 7, 1985	at #14 Louisiana Tech	L	61-86
Jan. 12, 1985	vs. #14 Louisiana Tech	L	65-76
Feb. 12, 1973	vs. #13 UL Lafayette	~L	96-111
Jan. 13, 1973	at #13 UL Lafayette	~L	73-79
Dec. 18, 1970	vs. #19 Drake*	L	83-102
Dec. 4, 1970	at #18 Long Beach State	L	57-102
Dec. 1, 1970	at #15 New Mexico State	L	82-107
Feb. 26, 1970	vs. #15 Houston	L	84-102
Dec. 4, 1969	at #20 Houston	L	70-88
Feb. 22, 1968	at #1 Houston	L	75-130

# NCAA Tournament | + Hilo, Hawai'i | ~ UL Wins Later Vacated | \* Fort Worth, TX



## STATISTICAL TRENDS

### UTA'S RECORD WHEN

Monday	0-1
Tuesday	1-2
Wednesday	0-2
Thursday	1-1
Friday	0-0
Saturday	1-1
Sunday	1-1
Leading At Halftime	4-2
Trailing At Halftime	0-5
Tied At Halftime	0-1
Leading With 5 Minutes Left	4-1
Trailing With 5 Minutes Left	0-6
Tied With 5 Minutes Left	0-1
Shooting 40% FG Or Better	4-4
Shooting Less Than 40% FG	0-4
Opponent 40% FG Or Better	1-6
Opponent Less Than 40% FG	3-2
Shooting Better FG% Than Opponent	4-2
Shooting Worse FG% Than Opponent	0-6
Shooting Better 3-FG% Than Opponent	4-1
Shooting Worse 3-FG% Than Opponent	0-7
Outrebounding Opponent	4-1
Outrebounded By Opponent	0-6
Rebounds Tied	0-1
More Turnovers Than Opponent	0-3
Fewer Turnovers Than Opponent	3-4
Same Turnovers As Opponent	1-1

### UTA'S POINT TOTAL

35-49 Points	0-1
50-59 Points	0-1
60-69 Points	0-4
70-79 Points	2-2
80-89 Points	2-0
90-99 Points	0-0
100+ Points	0-0

### GAMES DECIDED BY

5 Points Or Less	0-2
6-10 Points	1-4
11-19 Points	2-1
20+ Points	1-1

## ABOUT UT ARLINGTON

**Current New York Knicks Interim Head Coach Mike Miller attended UTA and earned a letter in baseball for the 1987 season.**

The University of Texas at Arlington is a Carnegie Research-1 "highest research activity" institution. With a global enrollment of nearly 60,000 during the 2018-2019 academic year, UTA is one of the largest institutions in the state of Texas. Guided by its Strategic Plan 2020 Bold Solutions | Global Impact, UTA fosters interdisciplinary research and education within four broad themes: health and the human condition, sustainable urban communities, global environmental impact, and data-driven discovery. UTA was recently cited by U.S. News & World Report as having the second lowest average student debt among U.S. universities. U.S. News & World Report lists UTA as having the fifth highest undergraduate diversity index among national universities. The University is a Hispanic-Serving Institution and is ranked as the top four-year college in Texas for veterans on Military Times' 2017 Best for Vets list. Visit [www.uta.edu](http://www.uta.edu).

## 2018-19 RE-TWEETS

- 1) UTA was the only Sun Belt team which didn't have a single player average at least 30 minutes per game last year (Warren: 29.8).
- 2) In conference games, UTA led the SBC in field-goal percentage defense (.409), rebounds per game (38.4) and rebound margin (+3.8); the Mavs finished 2nd in points per game allowed (69), free throw percentage (.752), scoring margin (+4.1) and assists per game (14.6).
- 3) The Mavs secured a program-best 6-3 road SBC record; the previous best in six seasons as a member of the Sun Belt was 5-4 in 2016-17.

## RE-TRACKING 2018-19

Some of the 'notable' off-court highlights from Chris Ogden's first season at the helm of UTA in 2018-19:



### KD COURTSIDE

Kevin Durant sat courtside next to the UTA bench on Nov. 16 at the College Park Center to watch the Mavericks take on Texas A&M-Corpus Christi. Durant is close friends with Ogden as the two date back to their time at Texas. Ogden, who led the Longhorns to the 2003 Final Four as a captain, was an administrative assistant on the 2007-08 Texas squad – Durant's lone collegiate season with Texas.



### ODE TO BOBBY

Ogden coached his first-ever road game on Nov. 20 at Assembly Hall, and as an **ode to former Indiana head coach Bobby Knight** and the several connections the two have, **Ogden wore a UTA-themed sweater.** Ogden attended Knight's camp at IU when he was in 6th grade; his brother, Tanner, played for Knight at Texas Tech; Ogden and Knight's son, Pat, are extremely close friends.



### SIRI, WHO'S AT PRACTICE?



Prior to the start of UTA's practice at Cal Berkeley on Dec. 20, **Siri co-founder Adam Cheyer spoke to the team.** The entrepreneur and his son, Noah, watched practice, interacted with players and staff after practice and then remained longer to shoot around and engage further with the Mavs.



# HEAD COACH CHRIS OGDEN

## NOTABLE FIRST-YEAR HONORS

### Sun Belt Coach of the Year

Just the third UTA coach to ever win a conference Coach of the Year award, joining Bob LeGrand (1981, Southland Conference) and Scott Cross (2012, Southland Conference; 2017, Sun Belt Conference).

### NABC District 24 Coach of the Year

Consists of all Sun Belt members.

### Hugh Durham Award Finalist

Presented annually to the nation's top mid-major coach.

### Joe B. Hall Award Finalist

Given annually to the top first-year head coach in Division-I.

A new era of UT Arlington men's basketball began on Apr. 6, 2018, with the appointment of former Big 12 and SEC assistant Chris Ogden as the eighth head coach in program history.

In his first season leading UTA in 2018-19, the Mavs went 17-16 and Ogden guided a team predicted to finish 2nd-to-last in the Sun Belt Conference Preseason Poll to a 2nd-place finish in the regular-season standings (12-6) and a berth in the Sun Belt Tournament Championship Game for the second-straight year.

That nine-spot improvement from preseason to final regular-season finish was tied for the best in the nation along with Siena, which was picked 11th in the MAAC (Metro Atlantic Athletic Conference) and finished in a four-way tie for 2nd.

During his 15 years on the basketball staffs at Texas, Tennessee and Texas Tech, Ogden helped compile a 346-173 record for a .667 winning percentage. In 10 seasons as a full-time assistant coach he went 215-130 and registered a total of 32 victories over Associated Press top 25 ranked teams. He helped lead three programs to 11 total NCAA Tournament appearances, including three regional finals.

Ogden recruited many of the Texas Tech players who would go on to finish as national runner-ups in 2018-19.

Ogden was instrumental in signing six McDonald's All-Americans over a seven-year span at Texas (Avery Bradley in 2009, Cory Joseph in 2010, Tristan Thompson in 2010, Myck Kabongo in 2011, Cameron Ridley in 2012 and Myles Turner in 2014). He had a hand in assembling five recruiting classes that ranked nationally inside ESPN's Top 10.

Ogden has coached seven players who have gone onto have their name called in the NBA Draft, six of which were selected in the first round (Thompson, No. 4 by Cleveland in 2011; Jordan Hamilton, No. 26 by Dallas in 2011; Joseph, No. 29 by San Antonio in 2011; Avery Bradley, No. 19 by Boston in 2010; Damion James, No. 24 by Atlanta in 2010; and Turner, No. 11 by Indiana in 2015).

Ogden played four seasons at forward for the Longhorns from 2000-03 and was a member of four NCAA Tournament teams. The Longhorns reached the 2003 NCAA Final Four with Ogden serving as a senior captain. He finished his Texas career with 97 team victories, more than any other player in program history at the time.

Following his collegiate playing career, Ogden joined the Texas basketball staff as a student assistant coach for the 2003-04 season while he completed his undergraduate degree. He earned his Bachelor of Science in education in 2004.

Ogden played four years of varsity basketball at Seminole High School. He was crowned the state of Texas "Mr. Basketball" following his senior season in 1998-99. That year, he averaged 17.3 points, 10.6 rebounds and 8.5 assists per game while leading SHS to a 36-4 record and a runner-up finish in the Class 3A state tournament.

## 2019 SUN BELT COACH OF THE YEAR



## CAREER TIMELINE

UT Arlington (2018-Present) – Head Coach  
Texas Tech (2016-18) – Assistant Coach  
Tennessee (2015-16) – Assistant Coach  
Texas (2008-15) – Assistant Coach  
Texas (2004-08) – Administrative Assistant  
Texas (2003-04) – Student Assistant Coach

## NCAA PLAYING CAREER

Texas (1999-03) – Team Captain, 2003 Final Four

## EDUCATION

Texas (2004): Bachelor's in Education

## PERSONAL

Wife: Katie  
Children: Bo, Ellie & Parker

## UTA HEAD COACHING HISTORY

Coach	Years	W	L	Pct.
Tom Tinker	1959-66	54	113	.323
Barry Dowd	1966-76	90	168	.349
Bob "Snake" LeGrand	1976-87	122	184	.399
Jerry Stone	1987-88	7	22	.241
Mark Nixon	1988-92	56	59	.487
Eddie McCarter	1992-06	179	211	.459
Scott Cross	2006-18	225	161	.584
Chris Ogden	2018-	21	24	.467
<b>TOTAL</b>		<b>754</b>	<b>942</b>	<b>.444</b>





## ROSTER RUNDOWN

No.	Name	Pos.	Ht.	Wt.	Yr.	Hometown / High School / Previous School(s)
0	Brian Warren	G	5-9	170	Sr.	Indianapolis, Ind. / Howe / Tyler JC
1	Sam Griffin	G	6-3	175	Fr.	Miami, Fla. / Westminster Academy
2	Jordan Phillips	F	6-7	215	So.	Fort Worth, Texas / Grace Prep / Arkansas
3	Ayoub Nouhi	G/F	6-6	205	So.	Brussels, Belgium / Institute Saint-Louis Namur
4	David Azore	G	6-4	205	R-So.	Houston, Texas / Clear Brook
10	Radshad Davis	F	6-2	205	Sr.	Nassau, Bahamas / Sunrise Christian / Missouri State-West Plains
11	Hunter Lavelle	G	6-1	165	Fr.	Argyle, Texas / Argyle
13	Jabari Narcis	F	6-9	240	Sr.	Chaguanas, Trinidad and Tobago / Chaguanas North / Jacksonville College
14	Davis Steelman	G	6-3	185	Jr.	Bedford, Texas / Berkner / New Mexico Military Institute
20	Nicolas Elame	G	6-3	185	Fr.	Paris, France / Bella Vista Prep
21	Tre Jones ^	F	6-5	195	Fr.	Arlington, Texas / Kennedale
22	TiAndre Jackson-Young	F	6-4	200	Sr.	Marshall, Texas / Marshall / Tyler JC
23	Patrick Mwamba	F	6-6	196	So.	Bukavu, Congo / Keur Madior International / NBA Academy Africa
33	McKade Marquis	G	6-0	195	R-Fr.	Whitehouse, Texas / Whitehouse
43	Coleman Sparling	F	6-7	215	R-Jr.	Ellensburg, Wash. / Ellensburg / Central Washington / College of Southern Idaho
	Grayson Carter *	F	6-9	225	So.	Dallas, Texas / Denton Guyer / Georgetown

\* Will sit out the 2019-20 season in accordance with NCAA transfer regulations. || ^ Expected to redshirt this season.

## PRONOUNCIATION GUIDE

**3:** A-ube NEW-he

**4:** AYE-zore

**10:** ruh-SHAWHD

**11:** luh-VELLE

**13:** NAHR-sis

**20:** uh-LALM-eh

**22:** TEE-andre

**23:** WAMBA

**33:** MARR-quiSS

### ON TRACK FOR 1,000

After posting 507 points in his first season as a Mav in 2018-19, **Brian Warren is on pace to potentially establish the all-time program record for points in a two-year UTA career.** Only two players in program history who have spent just two seasons with UTA have scored at least 1,000 points:

1) Marquez Haynes: 1,174 (2008-10)

2) Eddie Stallings: 1,007 (1967-69)

Warren Currently: 664

**Warren needs to average 15.9 points** over 31 regular-season games to reach 1,000 in his UTA career and join Haynes and Stallings as the only players to ever accomplish the feat in program history.

#MavUp

### THE ONLY ONE

**David Azore** had two games of 11+ defensive rebounds last year as a redshirt freshman: 13 at Texas State and 11 at Appalachian State. **He is the first freshman in UTA history to secure multiple games of 11+ defensive rebounds.** Those totals rank tied as the 5th- and 19th-most in single-game program history, with the all-time record being 14 held by a quartet of players.

**13 RBS**  
@ TEXAS STATE

**11 RBS**  
@ APP STATE

# O'BRIAN WARREN



 @bmsforeigner

**Sr.** | **G** | **5-9** | **170** | **Indianapolis, IN** | **Tyler JC** | **Howe HS**

## RECORD PERFORMANCES

### POINTS

**Career** 33 vs. ULM (2/23/19)  
**Season** 27 @ Houston (12/11/19)  
**Sun Belt** 33 vs. ULM (2/23/19)

### REBOUNDS

**Career** 6, 4x, Last vs. Coastal Carolina (2/7/19)  
**Season** 5, 2x, Last @ Georgia State (12/19/19)  
**Sun Belt** 6 vs. Coastal Carolina (2/7/19)

### ASSISTS

**Career** 12 vs. Arkansas Tech (11/24/19)  
**Season** 12 vs. Arkansas Tech (11/24/19)  
**Sun Belt** 9 vs. Appalachian State (2/9/19)

### STEALS

**Career** 6 vs. Southwestern Christian (11/05/16)  
**Season** 2, 3x, Last @ Georgia State (12/19/19)  
**Sun Belt** 4 vs. Arkansas State (1/17/19)

### FIELD GOALS MADE

**Career** 11, 2x, Last @ Texas State (2/2/19)  
**Season** 9 @ Georgia State (12/19/19)  
**Sun Belt** 11 @ Texas State (2/2/19)

### FIELD GOALS ATTEMPTED

**Career** 22 @ Georgia State (12/19/19)  
**Season** 22 @ Georgia State (12/19/19)  
**Sun Belt** 22 @ Georgia State (12/19/19)

### FREE THROWS MADE

**Career** 10, 2x, Last vs Kilgore (3/10/18)  
**Season** 6, 2x, Last @ Houston (12/11/19)  
**Sun Belt** 8 vs. ULM (2/23/19)

### FREE THROWS ATTEMPTED

**Career** 14 vs. Kilgore (3/10/18)  
**Season** 8 @ Houston (12/11/19)  
**Sun Belt** 9 @ Texas State (2/2/19)

### 3-POINT FIELD GOALS MADE

**Career** 5, 2x, Last @ Houston (12/11/19)  
**Season** 5 @ Houston (12/11/19)  
**Sun Belt** 5 vs. ULM (2/23/19)

### 3-POINT FIELD GOALS ATTEMPTED

**Career** 11 vs. Navarro (2/25/17)  
**Season** 10, 2x, Last @ Georgia State (12/19/19)  
**Sun Belt** 10 @ Georgia State (12/19/19)

### MINUTES

**Career** 42 vs. ULM (2/23/19)  
**Season** 36 vs. North Texas (12/2/19)  
**Sun Belt** 42 vs. ULM (2/23/19)

## MISCELLANEOUS

	Year	Career
Double-Figure Points	7	78
20+ Points	1	20
Double-Doubles	1	3
5+ Rebounds	2	12
Double-Figure Assists	1	6
Games W/ A Steal	8	81

## CAREER STATS

Season	GP-GS	Min/Avg	FG-FGA	Pct	3-Ptr		F-Throws		Rebounds				PF	FO	A	TO	Blk	Stl	Pts	Avg
					FG-FGA	Pct	FT-FTA	Pct	Off	Def	Tot	Avg								
2016-17	29-29	0/0.0	97-236	.411	37-97	.381	101-123	.821	6	53	59	2.0	61	1	182	44	2	53	332	11.4
2017-18	33-33	0/0.0	173-379	.456	41-121	.339	123-174	.707	7	78	85	2.6	71	3	183	59	3	57	510	15.5
2018-19	33-32	983/29.8	176-443	.397	52-171	.304	103-128	.805	15	71	86	2.6	98	1	119	71	3	39	507	15.4
2019-20	12-12	348/29.0	55-144	.382	15-61	.246	32-38	.842	5	29	34	2.8	34	0	43	21	1	11	157	13.1
Total	107-106	1331/12.4	501-1202	.417	145-450	.322	359-463	.775	33	231	264	2.5	264	5	527	195	9	160	1506	14.1

## 2019-20 SEASON NUGGETS

Ranks T-6th in the Sun Belt Conference in assists per game (3.6) and 4th in the league in assist-to-turnover ratio (2.0) ... 5th in the league in free-throw percentage (84.2, 32-38) ... then-season-high 18 points versus Furman, leading UTA in scoring for the first time this year ... equaled that 18-point total against North Texas ... came into the UNT game with four made 3-pointers on the year in eight games; made four against the Mean Green ... poured in a season-high 27 points on a career-high-tying five 3-pointers at Houston ... 15 or more points in seven games; single digits in the other five ... career-high 12 assists versus Arkansas Tech, which were the most by a UTA player in nearly two years ... four field goal attempts against UC Santa Barbara were the fewest in his UTA tenure and tied for the 2nd-fewest of his career (two as a freshman) ... one of only two Sun Belt players (DeVante Jones, Coastal Carolina) with a points-assists double-double this year ... 19 points in the league opener at Georgia State.

## PAINT TOUCHES

**Multi-Sport**  
 Played Golf & Ran Cross Country In High School

**Roommate**  
 Radshad Davis

**Call Me 'Kipp'**  
 Goes By His Middle Name

**No Dirt**  
 Thinks He & Radshad Have The Cleanest Apartment

**Sneakerhead**  
 Owns More Than 70 Pairs Of Shoes/Sneakers

**Introvert**  
 Doesn't Like Big Crowds

## GAME-BY-GAME STATS

Opponent		Date	GS	MIN	Total		3-Pointers		Free throws		Rebounds				PF	A	T/O	BLK	STL	PTS	AVG
					FG-FGA	PCT	3FG-3FGA	PCT	FT-FTA	PCT	OFF	DEF	TOT	AVG							
Texas-Dallas		11/05/19	*	21:57	1-5	.200	0-3	.000	1-2	.500	1	4	5	5.0	1	7	2	0	1	3	3.0
Tulsa		11/09/19	*	28:09	4-10	.400	1-5	.200	6-6	1.000	1	2	3	4.0	4	4	1	0	1	15	9.0
at Nevada		11/12/19	*	24:06	1-12	.083	1-8	.125	2-4	.500	0	2	2	3.3	4	2	2	0	1	5	7.7
at Oregon		11/17/19	*	29:31	4-11	.364	0-3	.000	1-1	1.000	0	1	1	2.8	2	1	1	0	0	9	8.0
at Gonzaga		11/19/19	*	32:01	5-17	.294	1-7	.143	4-4	1.000	0	3	3	2.8	4	4	1	0	2	15	9.4
Arkansas Tech		11/24/19	*	27:02	7-13	.538	0-2	.000	1-1	1.000	1	2	3	2.8	3	12	1	0	0	15	10.3
vs Furman		11/27/19	*	31:00	6-13	.462	1-1	1.000	5-5	1.000	0	4	4	3.0	1	1	2	0	2	18	11.4
at Elon		11/28/19	*	26:00	1-4	.250	0-3	.000	4-5	.800	0	2	2	2.9	2	4	2	0	0	6	10.8
North Texas		12/02/19	*	35:51	7-14	.500	4-6	.667	0-0	.000	0	2	2	2.8	2	1	5	1	1	18	11.6
UC Santa Barbara		12/07/19	*	28:49	2-4	.500	1-3	.333	2-2	1.000	2	0	2	2.7	4	2	2	0	1	7	11.1
at Houston		12/11/19	*	29:31	8-19	.421	5-10	.500	6-8	.750	0	2	2	2.6	3	2	0	0	0	27	12.5
at Georgia St.		12/19/19	*	33:32	9-22	.409	1-10	.100	0-0	.000	0	5	5	2.8	4	3	2	0	2	19	13.1
Totals				12 347:29	55-144	.382	15-61	.246	32-38	.842	5	29	34	2.8	34	43	21	1	11	157	13.1



# 1 | SAM GRIFFIN

  @samgriffin3rd

Fr. G 6-3 175 Miami, FL Westminster Academy

## RECORD PERFORMANCES

### POINTS

Career 20 @ Elon (11/28/19)  
Season Same As Career  
Sun Belt 2 @ Georgia State (12/19/19)

### REBOUNDS

Career 3 @ Elon (11/28/19)  
Season Same As Career  
Sun Belt 1 @ Georgia State (12/19/19)

### ASSISTS

Career 3 vs. UT Dallas (11/5/19)  
Season Same As Career  
Sun Belt

### STEALS

Career 2, 2x, Last @ Houston (12/11/19)  
Season Same As Career  
Sun Belt

### FIELD GOALS MADE

Career 8 @ Elon (11/28/19)  
Season Same As Career  
Sun Belt 1 @ Georgia State (12/19/19)

### FIELD GOALS ATTEMPTED

Career 12 vs. UC Santa Barbara (12/7/19)  
Season Same As Career  
Sun Belt 2 @ Georgia State (12/19/19)

### FREE THROWS MADE

Career 3 vs. UC Santa Barbara (12/7/19)  
Season Same As Career  
Sun Belt

### FREE THROWS ATTEMPTED

Career 4 vs. UC Santa Barbara (12/7/19)  
Season  
Sun Belt

### 3-POINT FIELD GOALS MADE

Career 4 vs. UT Dallas (11/5/19)  
Season Same As Career  
Sun Belt

### 3-POINT FIELD GOALS ATTEMPTED

Career 7, 3x, Last vs. UC Santa Barbara (12/7/19)  
Season Same As Career  
Sun Belt 1 @ Georgia State (12/19/19)

### MINUTES

Career 29 @ Houston (12/11/19)  
Season Same As Career  
Sun Belt 6 @ Georgia State (12/19/19)

## MISCELLANEOUS

	Year	Career
Double-Figure Points	4	4
20+ Points	1	1
Double-Doubles		
5+ Rebounds		
Double-Figure Assists		
Games W/ A Steal	7	7

## CAREER STATS

## 2019-20 SEASON NUGGETS

Began his collegiate career with 12 points against UT Dallas ... added 13 points on the road at Nevada; nine of those points came on three 3-pointers in the closing 90 seconds of the 1st half ... delivered a team- and season-high 20 points in a road win at Elon, going 8-9 from the floor ... scored 14 of his team-high 16 points in the 2nd half against UC Santa Barbara ... made his first career start at Houston.

## HIGH SCHOOL

First Team All-State selection in Class 4A as a senior ... also named First Team All-County as a senior ... averaged 23 points per game as a senior ... led his team to a third-straight state championship (four-straight title game appearance for the team overall) ... attended Miami Norland for two years before transferring to Westminster where he eclipsed 1,000 points in just two seasons.



## PAINT TOUCHES

**A-Typical Major**  
Nursing Major Due To The  
Guaranteed Job Placement

**Roommate**  
Tre Jones

**About Tre Jones**  
Outgoing

**Put A Smile On**  
Enjoys Making People  
Happy/Smile

**Campus Description**  
Extremely Active



**Come Talk To Me**  
Extremely Approachable;  
Loves Conversing

## GAME-BY-GAME STATS

Opponent	Date	GS	MIN	Total		3-Pointers		Free throws		Rebounds				PF	A	T/O	BLK	STL	PTS	AVG
				FG-FGA	PCT	3FG-3FGA	PCT	FT-FTA	PCT	OFF	DEF	TOT	AVG							
Texas-Dallas	11/05/19		14:24	4-7	.571	4-7	.571	0-0	.000	0	1	1	1.0	1	3	0	0	1	12	12.0
Tulsa	11/09/19		23:02	2-7	.286	0-4	.000	0-0	.000	0	2	2	1.5	2	2	1	0	1	4	8.0
at Nevada	11/12/19		20:17	5-11	.455	3-7	.429	0-0	.000	0	0	0	1.0	0	2	1	0	1	13	9.7
at Oregon	11/17/19		19:15	0-5	.000	0-4	.000	0-0	.000	0	0	0	0.8	0	1	1	0	1	0	7.3
at Gonzaga	11/19/19		14:47	2-5	.400	1-3	.333	0-0	.000	0	2	2	1.0	1	0	0	0	0	5	6.8
Arkansas Tech	11/24/19		19:14	2-10	.200	0-3	.000	0-0	.000	0	0	0	0.8	2	2	0	0	1	4	6.3
vs Furman	11/27/19		10:00	1-3	.333	0-1	.000	1-1	1.000	0	1	1	0.9	1	0	2	0	0	3	5.9
at Elon	11/28/19		24:00	8-9	.889	3-4	.750	1-2	.500	0	3	3	1.1	3	0	3	0	2	20	7.6
North Texas	12/02/19		16:03	2-5	.400	0-0	.000	0-0	.000	0	0	0	1.0	2	0	0	0	0	4	7.2
UC Santa Barbara	12/07/19		20:46	5-12	.417	3-7	.429	3-4	.750	0	2	2	1.1	0	0	2	0	0	16	8.1
at Houston	12/11/19	*	28:44	1-8	.125	0-5	.000	1-2	.500	1	1	2	1.2	1	1	1	0	2	3	7.6
at Georgia St.	12/19/19		05:52	1-2	.500	0-1	.000	0-0	.000	0	1	1	1.2	0	0	0	0	0	2	7.2
<b>Totals</b>		<b>1</b>	<b>216:23</b>	<b>33-84</b>	<b>.393</b>	<b>14-46</b>	<b>.304</b>	<b>6-9</b>	<b>.667</b>	<b>1</b>	<b>13</b>	<b>14</b>	<b>1.2</b>	<b>13</b>	<b>11</b>	<b>11</b>	<b>0</b>	<b>9</b>	<b>86</b>	<b>7.2</b>

Season	GP-GS	Min/Avg	Total		3-Ptr		F-Throws		Rebounds				PF	FO	A	TO	Blk	Stl	Pts	Avg
			FG-FGA	Pct	FG-FGA	Pct	FT-FTA	Pct	Off	Def	Tot	Avg								
2019-20	12-1	220/18.3	33-84	.393	14-46	.304	6-9	.667	1	13	14	1.2	13	0	11	11	0	9	86	7.2
Total	12-1	220/18.3	33-84	.393	14-46	.304	6-9	.667	1	13	14	1.2	13	0	11	11	0	9	86	7.2

# 2 | JORDAN PHILLIPS

 @J25Phillips  
 @jord2nphillips

So. | F | 6-7 | 215 | Fort Worth, TX | Arkansas | Grace Prep

## RECORD PERFORMANCES

### POINTS

**Career** 17 vs. UT Dallas (11/5/19)  
**Season** 17 vs. UT Dallas (11/5/19)  
**Sun Belt** 5 @ Georgia State (12/19/19)

### REBOUNDS

**Career** 7 vs. UC Santa Barbara (12/7/19)  
**Season** 7 vs. UC Santa Barbara (12/7/19)  
**Sun Belt** 2 @ Georgia State (12/19/19)

### ASSISTS

**Career** 2, 2x, Last vs. Furman (11/27/19)  
**Season** 2, 2x, Last vs. Furman (11/27/19)  
**Sun Belt** 1 @ Georgia State (12/19/19)

### STEALS

**Career** 2 vs. UC Santa Barbara (12/7/19)  
**Season** 2 vs. UC Santa Barbara (12/7/19)  
**Sun Belt** 1 @ Georgia State (12/19/19)

### FIELD GOALS MADE

**Career** 5, 2x, Last vs. UC Santa Barbara (12/7/19)  
**Season** 5, 2x, Last vs. UC Santa Barbara (12/7/19)  
**Sun Belt** 2 @ Georgia State (12/19/19)

### FIELD GOALS ATTEMPTED

**Career** 12 @ #14 Oregon (11/17/19)  
**Season** 12 @ #14 Oregon (11/17/19)  
**Sun Belt** 6 @ Georgia State (12/19/19)

### FREE THROWS MADE

**Career** 6 vs. UT Dallas (11/5/19)  
**Season** 6 vs. UT Dallas (11/5/19)  
**Sun Belt**

### FREE THROWS ATTEMPTED

**Career** 9 vs. UT Dallas (11/5/19)  
**Season** 9 vs. UT Dallas (11/5/19)  
**Sun Belt**

### 3-POINT FIELD GOALS MADE

**Career** 3 @ #14 Oregon (11/17/19)  
**Season** 3 @ #14 Oregon (11/17/19)  
**Sun Belt** 1 @ Georgia State (12/19/19)

### 3-POINT FIELD GOALS ATTEMPTED

**Career** 5 @ #14 Oregon (11/17/19)  
**Season** 5 @ #14 Oregon (11/17/19)  
**Sun Belt** 3 @ Georgia State (12/19/19)

### MINUTES

**Career** 35 @ Houston (12/11/19)  
**Season** 35 @ Houston (12/11/19)  
**Sun Belt** 18 @ Georgia State (12/19/19)

## MISCELLANEOUS

	Year	Career
Double-Figure Points	4	4
20+ Points		
Double-Doubles		
5+ Rebounds	4	4
Double-Figure Assists		
Games W/ A Steal	6	7

## CAREER STATS

Season	GP-GS	Min/Avg	Total		3-Ptr		F-Throws		Rebounds				PF	FO	A	TO	Blk	Stl	Pts	Avg
			FG-FGA	Pct	FG-FGA	Pct	FT-FTA	Pct	Off	Def	Tot	Avg								
2018-19	7-0	38/5.4	3-20	.150	0-6	.000	4-4	1.000	1	4	5	0.7	6	0	1	2	0	1	10	1.4
2019-20	12-5	257/21.4	29-76	.382	8-27	.296	22-33	.667	14	29	43	3.6	16	0	9	15	2	7	88	7.3
Total	19-5	295/15.5	32-96	.333	8-33	.242	26-37	.703	15	33	48	2.5	22	0	10	17	2	8	98	5.2

## 2019-20 SEASON NUGGETS

Has made five starts this year ... in his first game with UTA he scored a season- and career-high 17 points against UT Dallas ... added 14 points at #14 Oregon ... registered his third double-figure point performance of the year with 11 at Elon and his fourth with 14 points versus UC Santa Barbara; added a career-best seven rebounds in that contest.

## PRIOR TO UTA

Transferred from Arkansas to UTA prior to the spring 2019 semester in January and became eligible immediately following a waiver approval ... played in seven games at Arkansas, totaling 10 points and was a perfect 4-4 from the free-throw line in limited minutes ... ranked as the 11th-best prospect in Texas coming out of high school, the 37th-best shooting guard in the country and just outside the top-100 national rankings.



## PAINT TOUCHES

### Transfer

UTA Staff & Players Extremely Welcoming; Strong Academic Focus At UTA More So Than Arkansas, Which Played A Role

### Roommate

Grayson Carter

### About Grayson

Have Known Each Other Since 8th Grade

### Don't Touch ...

His Bellybutton; Hates It & Has A Phobia

### Tore Right Meniscus

Summer Of 2018

## GAME-BY-GAME STATS

Opponent	Date	GS	MIN	Total		3-Pointers		Free throws		Rebounds				PF	A	T/O	BLK	STL	PTS	AVG
				FG-FGA	PCT	3FG-3FGA	PCT	FT-FTA	PCT	OFF	DEF	TOT	AVG							
Texas-Dallas	11/05/19	*	21:11	5-8	.625	1-3	.333	6-9	.667	3	2	5	5.0	1	0	1	0	1	17	17.0
Tulsa	11/09/19	*	19:19	1-3	.333	1-2	.500	0-0	.000	0	1	1	3.0	3	2	2	0	0	3	10.0
at Nevada	11/12/19	*	14:40	0-2	.000	0-1	.000	1-2	.500	1	1	2	2.7	0	0	2	0	0	1	7.0
at Oregon	11/17/19		21:55	4-12	.333	3-5	.600	3-4	.750	1	4	5	3.3	0	0	0	0	0	14	8.8
at Gonzaga	11/19/19		19:52	2-5	.400	0-0	.000	1-2	.500	1	4	5	3.6	1	1	1	0	1	5	8.0
Arkansas Tech	11/24/19		20:02	4-10	.400	0-3	.000	0-0	.000	1	3	4	3.7	0	1	1	0	1	8	8.0
vs Furman	11/27/19		14:00	1-2	.500	0-1	.000	0-0	.000	1	1	2	3.4	3	2	1	0	0	2	7.1
at Elon	11/28/19		27:00	3-5	.600	1-2	.500	4-4	1.000	0	3	3	3.4	2	1	0	0	0	11	7.6
North Texas	12/02/19		20:29	1-6	.167	0-2	.000	1-2	.500	2	1	3	3.3	1	0	2	1	0	3	7.1
UC Santa Barbara	12/07/19	*	28:22	5-10	.500	1-3	.333	3-6	.500	2	5	7	3.7	2	1	2	1	2	14	7.8
at Houston	12/11/19	*	35:03	1-7	.143	0-2	.000	3-4	.750	1	3	4	3.7	2	0	1	0	1	5	7.5
at Georgia St.	12/19/19		18:21	2-6	.333	1-3	.333	0-0	.000	1	1	2	3.6	1	1	2	0	1	5	7.3
<b>Totals</b>			<b>5 260:14</b>	<b>29-76</b>	<b>.382</b>	<b>8-27</b>	<b>.296</b>	<b>22-33</b>	<b>.667</b>	<b>14</b>	<b>29</b>	<b>43</b>	<b>3.6</b>	<b>16</b>	<b>9</b>	<b>15</b>	<b>2</b>	<b>7</b>	<b>88</b>	<b>7.3</b>



# 3 | AYOUB NOUHI

A-ube NEW-he

@ayoubnouhi3

So. G/F 6-6 205 Brussels, Belgium Institute Saint-Louis Namur

## RECORD PERFORMANCES

### POINTS

Career 9, 3x, Last vs. ULM (2/23/19)  
Season 8 vs. Tulsa (11/9/19)  
Sun Belt 9, 3x, Last vs. ULM (2/23/19)

### REBOUNDS

Career 5 vs. Little Rock (1/19/19)  
Season 3, 4x, Last vs. UC Santa Barbara (12/7/19)  
Sun Belt 5 vs. Little Rock (1/19/19)

### ASSISTS

Career 3, 3x, Last vs. UC Santa Barbara (12/7/19)  
Season 3, 3x, Last vs. UC Santa Barbara (12/7/19)  
Sun Belt 2, 3x, Last vs. ULM (2/23/19)

### STEALS

Career 3 vs. Arkansas State (1/17/19)  
Season 1, 5x, Last @ Houston (12/11/19)  
Sun Belt 3 vs. Arkansas State (1/17/19)

### FIELD GOALS MADE

Career 4 vs. Coastal Carolina (2/7/19)  
Season 3, 2x, Last vs. Arkansas Tech (11/24/19)  
Sun Belt 4 vs. Coastal Carolina (2/7/19)

### FIELD GOALS ATTEMPTED

Career 6, 5x, Last vs. Arkansas Tech (11/24/19)  
Season 6, 3x, Last vs. Arkansas Tech (11/24/19)  
Sun Belt 6, 2x, Last vs. ULM (2/23/19)

### FREE THROWS MADE

Career 2, 3x, Last @ Houston (12/11/19)  
Season 2, 3x, Last @ Houston (12/11/19)  
Sun Belt 1, 3x, Last vs. ULM (2/23/19)

### FREE THROWS ATTEMPTED

Career 4 @ Nevada (11/12/19)  
Season 4 @ Nevada (11/12/19)  
Sun Belt 2, 4x, Last vs. ULM (2/23/19)

### 3-POINT FIELD GOALS MADE

Career 2, 4x, Last vs. Tulsa (11/9/19)  
Season 2 vs. Tulsa (11/9/19)  
Sun Belt 2, 3x, Last vs. ULM (2/23/19)

### 3-POINT FIELD GOALS ATTEMPTED

Career 5 vs. Tulsa (11/9/19)  
Season 5 vs. Tulsa (11/9/19)  
Sun Belt 4 vs. Little Rock (1/19/19)

### MINUTES

Career 21, 2x, Last vs. ULM (2/23/19)  
Season 20, 2x, Last vs. Tulsa (11/9/19)  
Sun Belt 21, 2x, Last vs. ULM (2/23/19)

## MISCELLANEOUS

	Year	Career
Double-Figure Points		
20+ Points		
Double-Doubles		
5+ Rebounds		1
Double-Figure Assists		
Games W/ A Steal	5	12

## CAREER STATS

## 2019-20 SEASON NUGGETS

Started the first three games of the year; came off the bench each of the next six before returning to the starting lineup against UC Santa Barbara... has scored in every game this year except one (UC Santa Barbara) ... recorded a season-high eight points against Tulsa, one shy of matching his career high ... issued a career-high-tying three assists versus UT Dallas, North Texas and UC Santa Barbara.



## PAINT TOUCHES

**Quadrilingual**  
Can Speak French, English,  
Arabic & Dutch

**Americans Are...**  
More Friendly Than He  
Expected Them To Be

**Color Blind**  
Can't See Red, Blue, Green  
Or Brown

**Roommate**  
Jabari Narcis

**Jabari Is Always...**  
Making Food At 3 AM




**Favorite Fast Food**  
Chick-fil-A

## GAME-BY-GAME STATS

Opponent	Date	GS	MIN	Total		3-Pointers		Free throws		Rebounds				PF	A	T/O	BLK	STL	PTS	AVG
				FG-FGA	PCT	3FG-3FGA	PCT	FT-FTA	PCT	OFF	DEF	TOT	AVG							
Texas-Dallas	11/05/19	*	19:39	1-6	.167	0-2	.000	0-0	.000	1	2	3	3.0	2	3	1	0	0	2	2.0
Tulsa	11/09/19	*	20:13	3-6	.500	2-5	.400	0-0	.000	1	1	2	2.5	2	0	0	0	0	8	5.0
at Nevada	11/12/19	*	19:16	1-3	.333	1-3	.333	2-4	.500	0	0	0	1.7	3	1	0	0	1	5	5.0
at Oregon	11/17/19		13:49	1-3	.333	0-1	.000	0-0	.000	1	2	3	2.0	0	0	0	0	0	2	4.3
at Gonzaga	11/19/19		18:09	1-3	.333	1-1	1.000	2-2	1.000	0	1	1	1.8	0	0	0	0	1	5	4.4
Arkansas Tech	11/24/19		17:52	3-6	.500	1-1	1.000	0-0	.000	0	2	2	1.8	1	1	3	0	0	7	4.8
vs Furman	11/27/19		13:00	1-3	.333	0-1	.000	0-0	.000	0	1	1	1.7	2	0	1	0	0	2	4.4
at Elon	11/28/19		11:00	0-2	.000	0-1	.000	1-2	.500	1	2	3	1.9	1	0	0	1	0	1	4.0
North Texas	12/02/19		16:08	1-1	1.000	0-0	.000	0-0	.000	0	1	1	1.8	2	3	0	0	1	2	3.8
UC Santa Barbara	12/07/19	*	16:38	0-0	.000	0-0	.000	0-0	.000	0	3	3	1.9	4	3	1	0	1	0	3.4
at Houston	12/11/19		15:05	0-2	.000	0-1	.000	2-2	1.000	0	0	0	1.7	1	1	0	0	1	2	3.3
at Georgia St.	12/19/19		07:28	1-1	1.000	0-0	.000	0-0	.000	1	0	1	1.7	2	0	3	0	0	2	3.2
<b>Totals</b>			<b>4 188:17</b>	<b>13-36</b>	<b>.361</b>	<b>5-16</b>	<b>.313</b>	<b>7-10</b>	<b>.700</b>	<b>5</b>	<b>15</b>	<b>20</b>	<b>1.7</b>	<b>20</b>	<b>12</b>	<b>9</b>	<b>1</b>	<b>5</b>	<b>38</b>	<b>3.2</b>

Season	GP-GS	Min/Avg	Total		3-Ptr		F-Throws		Rebounds				PF	FO	A	TO	Blk	Stl	Pts	Avg
			FG-FGA	Pct	FG-FGA	Pct	FT-FTA	Pct	Off	Def	Tot	Avg								
2018-19	31-18	369/11.9	32-68	.471	9-26	.346	5-15	.333	13	24	37	1.2	34	0	10	18	2	11	78	2.5
2019-20	12-4	187/15.6	13-36	.361	5-16	.313	7-10	.700	5	15	20	1.7	20	0	12	9	1	5	38	3.2
Total	43-22	556/12.9	45-104	.433	14-42	.333	12-25	.480	18	39	57	1.3	54	0	22	27	3	16	116	2.7

# 4 DAVID AZORE

 AYE-zore  
 @dazore6  
 @david22hh

**R-So. G 6-4 205 Houston, TX Clear Brook HS**

## RECORD PERFORMANCES

### POINTS

**Career** 23 @ Georgia State (12/19/19)  
**Season** 23 @ Georgia State (12/19/19)  
**Sun Belt** 23 @ Georgia State (12/19/19)

### REBOUNDS

**Career** 13 @ Texas State (2/2/19)  
**Season** 10 vs. UC Santa Barbara (12/7/19)  
**Sun Belt** 13 @ Texas State (2/2/19)

### ASSISTS

**Career** 7 vs. UC Santa Barbara (12/7/19)  
**Season** 7 vs. UC Santa Barbara (12/7/19)  
**Sun Belt** 4, 3x, Last @ Georgia State (12/19/19)

### STEALS

**Career** 2, 7x, Last vs. North Texas (12/2/19)  
**Season** 2, 3x, Last vs. North Texas (12/2/19)  
**Sun Belt** 2 vs. Louisiana (2/21/19)

### FIELD GOALS MADE

**Career** 6 @ Georgia State (12/19/19)  
**Season** 6 @ Georgia State (12/19/19)  
**Sun Belt** 6 @ Georgia State (12/19/19)

### FIELD GOALS ATTEMPTED

**Career** 15 @ North Texas (12/8/18)  
**Season** 14 @ Houston (12/11/19)  
**Sun Belt** 12, 2x, Last vs. ULM (2/23/19)

### FREE THROWS MADE

**Career** 9 @ Appalachian St. (1/10/19)  
**Season** 8, 2x, Last @ Georgia State (12/19/19)  
**Sun Belt** 9 @ Appalachian St. (1/10/19)

### FREE THROWS ATTEMPTED

**Career** 10, 2x, Last vs. North Texas (12/2/19)  
**Season** 10 vs. North Texas (12/2/19)  
**Sun Belt** 10 @ Appalachian St. (1/10/19)

### 3-POINT FIELD GOALS MADE

**Career** 3 @ Georgia State (12/19/19)  
**Season** 3 @ Georgia State (12/19/19)  
**Sun Belt** 3 @ Georgia State (12/19/19)

### 3-POINT FIELD GOALS ATTEMPTED

**Career** 5, 2x, Last @ Arkansas State (2/16/19)  
**Season** 5, 2x, Last @ Houston (12/11/19)  
**Sun Belt** 5 @ Arkansas State (2/16/19)

### MINUTES

**Career** 38, 2x, Last vs. UC Santa Barbara (12/7/19)  
**Season** 38 vs. UC Santa Barbara (12/7/19)  
**Sun Belt** 38 vs. ULM (2/23/19)

## MISCELLANEOUS

	Year	Career
Double-Figure Points	11	23
20+ Points	1	1
Double-Doubles	1	3
5+ Rebounds	5	19
Double-Figure Assists		
Games W/ A Steal	7	22

## CAREER STATS

## 2019-20 SEASON NUGGETS

Ranks 4th in the Sun Belt Conference in free-throw percentage at 85.1 (57-67) ... responsible for 36 percent of UTA's total free throws made so far this year (57 of 158) ... **those 57 made free throws are 21st in the nation** ... T-7th in the league in assist-to-turnover ratio (1.7) ... 4th in the Sun Belt with 3.8 assists per game ... **career-high 23 points at Georgia State** ... set a then-career high with 17 points, tied a then-career high with six assists and made a season-best eight free throws against North Texas ... first double-double of the year with 13 points and a season-best 10 rebounds against UC Santa Barbara; added a career-best seven assists in that contest ... **double-figure points in 11-straight games.**

Torn his ACL in UTA's preseason charity scrimmage win over Oklahoma in October of 2017, forcing him to redshirt the 2017-18 season.



## PAINT TOUCHES

### Sports Allegiances

NBA: Rockets  
 NFL: Texans

### Roommate

Patrick Mwamba

### Twinning

Has A Twin Sister, Joilyn,  
 Who Plays Volleyball At  
 Southern University; Every-  
 one Says They Look Alike,  
 But He Doesn't Agree

### The Self-Proclaimed...

Best NBA 2K 2020 Video  
 Game Player On The Team

### Wants To Improve

Assist-TO Ratio & Finishing

## GAME-BY-GAME STATS

Opponent	Date	GS	MIN	Total FG-FGA	PCT	3-Pointers 3FG-3FGA	PCT	Free throws FT-FTA	PCT	Rebounds OFF DEF TOT AVG	PF	A	T/O	BLK	STL	PTS	AVG
Texas-Dallas	11/05/19	*	23:52	3-5	.600	1-1	1.000	0-0	.000	0 4 4 4.0	0	2	0	0	1	7	7.0
Tulsa	11/09/19	*	27:41	4-11	.364	0-4	.000	4-4	1.000	1 5 6 5.0	2	6	3	0	2	12	9.5
at Nevada	11/12/19	*	26:26	2-4	.500	1-2	.500	7-8	.875	0 3 3 4.3	2	4	3	0	2	12	10.3
at Oregon	11/17/19	*	25:55	2-8	.250	2-3	.667	5-6	.833	3 3 6 4.8	2	2	0	0	1	11	10.5
at Gonzaga	11/19/19	*	27:44	4-6	.667	2-3	.667	5-7	.714	0 4 4 4.6	3	2	1	0	0	15	11.4
Arkansas Tech	11/24/19	*	30:28	4-5	.800	1-1	1.000	7-8	.875	0 4 4 4.5	3	3	5	0	0	16	12.2
vs Furman	11/27/19	*	34:00	5-9	.556	2-2	1.000	0-0	.000	0 5 5 4.6	1	4	3	0	0	12	12.1
at Elon	11/28/19	*	36:00	4-12	.333	1-3	.333	2-2	1.000	0 4 4 4.5	3	3	2	0	1	11	12.0
North Texas	12/02/19	*	26:25	4-9	.444	1-4	.250	8-10	.800	1 2 3 4.3	3	6	1	0	2	17	12.6
UC Santa Barbara	12/07/19	*	37:52	4-12	.333	0-3	.000	5-7	.714	1 9 10 4.9	3	7	2	0	1	13	12.6
at Houston	12/11/19	*	37:20	3-14	.214	1-4	.250	6-7	.857	3 5 8 5.2	4	2	1	0	0	13	12.6
at Georgia St.	12/19/19	*	34:13	6-11	.545	3-4	.750	8-8	1.000	0 3 3 5.0	4	4	6	1	0	23	13.5
<b>Totals</b>			<b>12 367:57</b>	<b>45-106</b>	<b>.425</b>	<b>15-34</b>	<b>.441</b>	<b>57-67</b>	<b>.851</b>	<b>9 51 60 5.0</b>	<b>30</b>	<b>45</b>	<b>27</b>	<b>1</b>	<b>10</b>	<b>162</b>	<b>13.5</b>

Season	GP-GS	Min/Avg	Total FG-FGA	Pct	3-Ptr FG-FGA	Pct	F-Throws FT-FTA	Pct	Rebounds Off Def Tot Avg	PF	FO	A	TO	Blk	Stl	Pts	Avg
2018-19	32-17	743/23.2	75-233	.322	9-47	.191	110-135	.815	21 113 134 4.2	60	1	51	83	2	19	269	8.4
2019-20	12-12	369/30.8	45-106	.425	15-34	.441	57-67	.851	9 51 60 5.0	30	0	45	27	1	10	162	13.5
Total	44-29	1112/25.3	120-339	.354	24-81	.296	167-202	.827	30 164 194 4.4	90	1	96	110	3	29	431	9.8



# 10 RADSHAD DAVIS

ruh-SHAHD  
@davis\_boy242  
@shad242

Sr. | G 6-2 | 205 | Nassau, Bahamas | Missouri State-West Plains JC | Sunrise Christian HS

## RECORD PERFORMANCES

### POINTS

Career 33 vs. Three Rivers (1/20/18)  
Season 14 @ Nevada (11/12/19)  
Sun Belt 17 vs. Louisiana (2/21/19)

### REBOUNDS

Career 13, 2x, Last @ Arkansas Baptist (1/17/18)  
Season 10 @ Nevada (11/12/19)  
Sun Belt 9 @ Georgia State (1/26/19)

### ASSISTS

Career 7 vs. Northwest Mississippi (11/28/17)  
Season 2, 3x, Last vs. UC Santa Barbara (12/7/19)  
Sun Belt 5 vs. Louisiana (2/21/19)

### STEALS

Career 4, 2x, Last @ Neosho County (11/08/16)  
Season 1, 2x, Last vs. UC Santa Barbara (12/7/19)  
Sun Belt 2, 5x, Last vs. ULM (2/23/19)

### FIELD GOALS MADE

Career 13 vs. Three Rivers (1/20/18)  
Season 5, 3x, Last vs. UC Santa Barbara (12/7/19)  
Sun Belt 7 vs. Louisiana (2/21/19)

### FIELD GOALS ATTEMPTED

Career 21 vs. Three Rivers (1/20/18)  
Season 12, 2x, Last vs. UC Santa Barbara (12/7/19)  
Sun Belt 10, 2x, Last vs. Louisiana (2/21/19)

### FREE THROWS MADE

Career 12 @ Southwest Tennessee (12/15/17)  
Season 4 @ Nevada (11/12/19)  
Sun Belt 7 vs. Little Rock (1/19/19)

### FREE THROWS ATTEMPTED

Career 12, 2x, Last @ Southwest Tennessee (12/15/17)  
Season 6 @ Nevada (11/12/19)  
Sun Belt 8 vs. Little Rock (1/19/19)

### 3-POINT FIELD GOALS MADE

Career 4 @ Highland (3/10/18)  
Season 2, 2x, Last vs. UC Santa Barbara (12/7/19)  
Sun Belt 2, 3x, Last @ Texas State (2/2/19)

### 3-POINT FIELD GOALS ATTEMPTED

Career 6 vs. A&M-Corpus Christi (11/16/18)  
Season 3, 4x, Last @ Georgia State (12/19/19)  
Sun Belt 5 @ Coastal Carolina (1/12/19)

### MINUTES

Career 37 vs. Indian Hills (1/10/18)  
Season 30 @ Georgia State (12/19/19)  
Sun Belt 33 vs. ULM (2/23/19)

## MISCELLANEOUS

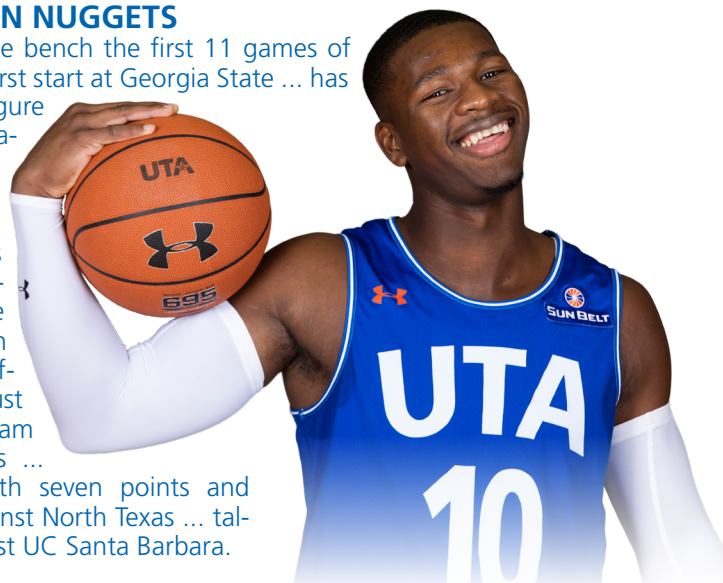
	Year	Career
Double-Figure Points	3	46
20+ Points		10
Double-Doubles	1	10
5+ Rebounds	6	47
Double-Figure Assists		
Games W/ A Steal	2	47

## CAREER STATS

Season	GP-GS	Min/Avg	FG-FGA	Pct	3-Ptr		F-Throws		Rebounds				PF	FO	A	TO	Blk	Stl	Pts	Avg
					FG-FGA	Pct	FT-FTA	Pct	Off	Def	Tot	Avg								
2016-17	5-5	0/0.0	23-36	.639	0-0	.000	17-24	.708	11	15	26	5.2	11	1	4	6	0	5	63	12.6
2017-18	31-30	0/0.0	187-325	.575	17-55	.309	123-152	.809	67	137	204	6.6	23	0	107	79	4	40	517	16.7
2018-19	33-10	764/23.2	95-186	.511	20-62	.323	53-68	.779	49	132	181	5.5	80	0	44	56	9	22	263	8.0
2019-20	12-1	203/16.9	32-74	.432	6-20	.300	7-11	.636	20	35	55	4.6	25	1	13	13	1	2	77	6.4
Total	81-46	967/11.9	337-621	.543	43-137	.314	200-255	.784	147	319	466	5.8	139	2	168	154	14	69	920	11.4

## 2019-20 SEASON NUGGETS

After coming off the bench the first 11 games of the year, made his first start at Georgia State ... has reached double-figure points on three occasions ... season- and UTA team-high 14 points at Nevada ... added 10 rebounds for his first double-double of the season ... 2nd on the team with 20 offensive rebounds, just one behind the team leader Jabari Narcis ... balanced effort with seven points and eight rebounds against North Texas ... tallied 12 points against UC Santa Barbara.



## PAINT TOUCHES

**One Of...**  
Seven (Including Him)  
Brothers & Sisters

**Roommate**  
Brian 'Kipp' Warren

**Cruisin'**  
Took A Summer Cruise To  
Cozumel & Cayman Islands

**Hurricane Dorian Had...**  
Little Impact On His Home




**He's Always...**  
Happy, Smiling & Laid Back

**The Outlier**  
Only Guy On The Team Who  
Doesn't Play Video Games

## GAME-BY-GAME STATS

Opponent	Date	GS	MIN	Total		3-Pointers		Free throws		Rebounds				PF	A	T/O	BLK	STL	PTS	AVG
				FG-FGA	PCT	3FG-3FGA	PCT	FT-FTA	PCT	OFF	DEF	TOT	AVG							
Texas-Dallas	11/05/19		08:45	3-3	1.000	2-2	1.000	0-0	.000	1	4	5	5.0	1	1	2	0	0	8	8.0
Tulsa	11/09/19		21:30	5-8	.625	1-3	.333	0-0	.000	1	4	5	5.0	1	1	0	0	0	11	9.5
at Nevada	11/12/19		18:34	5-12	.417	0-1	.000	4-6	.667	6	4	10	6.7	5	1	3	0	0	14	11.0
at Oregon	11/17/19		13:25	1-6	.167	0-3	.000	0-0	.000	3	0	3	5.8	1	1	1	0	0	2	8.8
at Gonzaga	11/19/19		15:09	0-4	.000	0-1	.000	0-0	.000	0	2	2	5.0	3	2	1	0	0	0	7.0
Arkansas Tech	11/24/19		14:20	3-4	.750	0-0	.000	0-0	.000	1	2	3	4.7	0	2	1	0	0	6	6.8
vs Furman	11/27/19		13:00	0-2	.000	0-0	.000	0-0	.000	0	2	2	4.3	1	0	1	0	0	0	5.9
at Elon	11/28/19		12:00	4-8	.500	0-2	.000	1-3	.333	1	3	4	4.3	1	0	0	0	1	9	6.3
North Texas	12/02/19		23:58	3-6	.500	1-2	.500	0-0	.000	1	7	8	4.7	4	1	2	0	0	7	6.3
UC Santa Barbara	12/07/19		21:44	5-12	.417	2-3	.667	0-0	.000	2	3	5	4.7	0	2	0	0	1	12	6.9
at Houston	12/11/19		12:07	1-1	1.000	0-0	.000	0-0	.000	3	0	3	4.5	4	1	0	0	0	2	6.5
at Georgia St.	12/19/19	*	29:31	2-8	.250	0-3	.000	2-2	1.000	1	4	5	4.6	4	1	2	1	0	6	6.4
Totals			1 204:04	32-74	.432	6-20	.300	7-11	.636	20	35	55	4.6	25	13	13	1	2	77	6.4

# 13 JABARI NARCIS

 NAHR-sis  
 @justfly52  
 @jabari\_narcis

Sr. | F | 6-9 | 240 | Chaguanas, Trinidad | Jacksonville College | Chaguanas North HS

## RECORD PERFORMANCES

### POINTS

**Career** 23 vs. Arkansas Tech (11/24/19)  
**Season** 23 vs. Arkansas Tech (11/24/19)  
**Sun Belt** 11 @ South Alabama (2/28/19)

### REBOUNDS

**Career** 18, 2x, Last vs. Panola (1/11/18)  
**Season** 11 vs. Arkansas Tech (11/24/19)  
**Sun Belt** 11 @ Little Rock (2/14/19)

### OFFENSIVE REBOUNDS

**Career** 5, 3x, Last vs. Blinn (2/3/18)  
**Season** 4, 2x, Last vs. Furman (11/27/19)  
**Sun Belt** 3, 2x, Last @ Troy (3/2/19)

### DEFENSIVE REBOUNDS

**Career** 14, 3x, Last @ Paris (1/13/18)  
**Season** 10 vs. Arkansas Tech (11/24/19)  
**Sun Belt** 8 @ Little Rock (2/14/19)

### BLOCKS

**Career** 4, 3x, Last @ South Alabama (2/28/19)  
**Season** 3, 2x, Last @ #8 Gonzaga (11/19/19)  
**Sun Belt** 4 @ South Alabama (2/28/19)

### FIELD GOALS MADE

**Career** 8, 2x, Last vs. Arkansas Tech (11/24/19)  
**Season** 8 vs. Arkansas Tech (11/24/19)  
**Sun Belt** 4 @ South Alabama (2/28/19)

### FIELD GOALS ATTEMPTED

**Career** 12, 4x, Last vs. Arkansas Tech (11/24/19)  
**Season** 12 vs. Arkansas Tech (11/24/19)  
**Sun Belt** 6, 3x, Last vs. Louisiana (2/21/19)

### 3-POINTERS MADE

**Career** 5, 2x, Last vs. Arkansas Tech (11/24/19)  
**Season** 5, 2x, Last vs. Arkansas Tech (11/24/19)  
**Sun Belt** 3 @ South Alabama (2/28/19)

### FREE THROWS MADE

**Career** 6, 2x, Last @ San Jacinto-Central (2/07/18)  
**Season** 4 vs. Tulsa (11/9/19)  
**Sun Belt** 2, 2x, Last @ Arkansas State (2/16/19)

### FREE THROWS ATTEMPTED

**Career** 9 @ Navarro (1/8/18)  
**Season** 5 vs. Tulsa (11/9/19)  
**Sun Belt** 3, 2x, Last vs. Texas State (3/9/19)

### MINUTES

**Career** 37 vs. Panola (1/11/18)  
**Season** 32 vs. UC Santa Barbara (12/7/19)  
**Sun Belt** 25 vs. Louisiana (2/21/19)

## MISCELLANEOUS

	Year	Career
Double-Figure Points	5	21
20+ Points	1	2
Double-Doubles	2	11
Double-Figure Rebounds	1	20
3+ Offensive Rebounds	3	27
3+ Blocks	2	15

## CAREER STATS

Season	GP-GS	Min/Avg	FG-FGA	Pct	3-Ptr		F-Throws		Rebounds				PF	FO	A	TO	Blk	Stl	Pts	Avg
					FG-FGA	Pct	FT-FTA	Pct	Off	Def	Tot	Avg								
2016-17	25-11	0/0.0	67-149	.450	12-53	.226	22-47	.468	50	134	184	7.4	53	0	8	25	35	7	168	6.7
2017-18	29-17	0/0.0	82-147	.558	7-20	.350	50-81	.617	63	179	242	8.3	41	1	15	33	39	8	221	7.6
2018-19	32-8	421/13.2	39-87	.448	11-40	.275	10-18	.556	31	68	99	3.1	47	0	8	20	34	6	99	3.1
2019-20	12-12	248/20.7	34-72	.472	21-52	.404	11-17	.647	21	60	81	6.8	18	0	8	11	14	2	100	8.3
Total	98-48	669/6.8	222-455	.488	51-165	.309	93-163	.571	165	441	606	6.2	159	1	39	89	122	23	588	6.0

## 2019-20 SEASON NUGGETS

Ranks T-6th in the Sun Belt Conference in rebounds per game (6.8) ... T-6th in the league with 1.2 blocks per outing ... registered a career-high 23 points against Arkansas Tech ... in four games after that performance he was in single digits each time (18 points total) ... has led UTA in scoring three times already ... has made three or more 3-pointers in a game four times this year ... 21 3-pointers made lead UTA and are already a single-season career high for him ... posted back-to-back games of five 3-pointers at #8 Gonzaga and versus Arkansas Tech ... **scoreless at Georgia State; the last time he was held scoreless this year he scored 16 points at #8 Gonzaga.**

By going a perfect 5-5 from 3-point range at #8 Gonzaga, he tied for the best 3-point percentage performance in program history. Of players who have made at least five 3-pointers in a game, Narcis is now just the third player to go 5-5 or better, joining Scott Cross (5-5 vs. UTSA on Feb. 14, 1998) and Kevin Butler (7-7 at Idaho on Feb. 14, 2013).

## PAINT TOUCHES

**Ping Pong King**  
 Loves Playing Ping Pong;  
 Him & Elame Unbeatable

**Roommate**  
 Ayoub Nouhi

**Surprising Fact**  
 He's An Extremely Good  
 Swimmer

**Ayoub Is A...**  
 Gym Rat; Always Working

**Thinks He Has...**  
 The Cleanest Apartment  
 On The Team With Ayoub

**Misses The Most...**  
 Food From Back Home

## GAME-BY-GAME STATS

Opponent	Date	GS	MIN	Total		3-Pointers		Free throws		Rebounds				PF	A	T/O	BLK	STL	PTS	AVG
				FG-FGA	PCT	3FG-3FGA	PCT	FT-FTA	PCT	OFF	DEF	TOT	AVG							
Texas-Dallas	11/05/19	*	15:03	3-6	.500	0-3	.000	0-1	.000	1	4	5	5.0	0	0	1	1	0	6	6.0
Tulsa	11/09/19	*	22:15	4-9	.444	4-7	.571	4-5	.800	4	6	10	7.5	2	0	1	3	0	16	11.0
at Nevada	11/12/19	*	18:34	3-8	.375	3-7	.429	2-2	1.000	2	7	9	8.0	0	0	0	1	1	11	11.0
at Oregon	11/17/19	*	23:53	0-4	.000	0-3	.000	0-1	.000	1	8	9	8.3	1	1	0	1	0	0	8.3
at Gonzaga	11/19/19	*	28:50	5-5	1.000	5-5	1.000	1-2	.500	0	5	5	7.6	3	1	1	3	0	16	9.8
Arkansas Tech	11/24/19	*	24:21	8-12	.667	5-8	.625	2-3	.667	1	10	11	8.2	1	1	0	0	0	23	12.0
vs Furman	11/27/19	*	25:00	3-5	.600	1-3	.333	0-0	.000	4	4	8	8.1	2	0	2	1	0	7	11.3
at Elon	11/28/19	*	11:00	2-3	.667	1-2	.500	0-0	.000	2	2	4	7.6	0	1	0	0	0	5	10.5
North Texas	12/02/19	*	08:54	1-3	.333	0-1	.000	0-0	.000	1	1	2	7.0	3	1	2	1	1	2	9.6
UC Santa Barbara	12/07/19	*	31:32	2-5	.400	0-3	.000	0-1	.000	2	5	7	7.0	2	0	1	2	0	4	9.0
at Houston	12/11/19	*	23:49	3-8	.375	2-6	.333	2-2	1.000	3	1	4	6.7	3	2	1	0	0	10	9.1
at Georgia St.	12/19/19	*	15:06	0-4	.000	0-4	.000	0-0	.000	0	7	7	6.8	1	1	1	1	1	0	8.3
Totals			12 248:17	34-72	.472	21-52	.404	11-17	.647	21	60	81	6.8	18	8	11	14	2	100	8.3



# 20 | NICOLAS ELAME

uh-LALM-eh  
@nicolaselame  
@nicolaselame

Fr. G 6-3 185 Paris, France Bella Vista Prep (Ariz.)

## RECORD PERFORMANCES

### POINTS

Career 5 @ Elon (11/28/19)  
Season Same As Career  
Sun Belt 2 @ Georgia State (12/19/19)

### REBOUNDS

Career 4, 2x, Last @ Georgia State (12/19/19)  
Season Same As Career  
Sun Belt 4 @ Georgia State (12/19/19)

### ASSISTS

Career 3 vs. UT Dallas (11/5/19)  
Season Same As Career  
Sun Belt

### STEALS

Career 1, 3x, Last vs. North Texas (12/2/19)  
Season Same As Career  
Sun Belt

### FIELD GOALS MADE

Career 2 @ Elon (11/28/19)  
Season Same As Career  
Sun Belt

### FIELD GOALS ATTEMPTED

Career 4, 2x, Last vs. North Texas (12/2/19)  
Season Same As Career  
Sun Belt 1 @ Georgia State (12/19/19)

### FREE THROWS MADE

Career 2 @ Georgia State (12/19/19)  
Season Same As Career  
Sun Belt Same As Career

### FREE THROWS ATTEMPTED

Career 2, 3x, Last @ Georgia State (12/19/19)  
Season Same As Career  
Sun Belt 2 @ Georgia State (12/19/19)

### 3-POINT FIELD GOALS MADE

Career 1 @ Elon (11/28/19)  
Season  
Sun Belt

### 3-POINT FIELD GOALS ATTEMPTED

Career 2 vs. North Texas (12/2/19)  
Season Same As Career  
Sun Belt 1 @ Georgia State (12/19/19)

### MINUTES

Career 19 vs. North Texas (12/2/19)  
Season Same As Career  
Sun Belt 15 @ Georgia State (12/19/19)

## 2019-20 SEASON NUGGETS

After coming off the bench his first three games, made consecutive starts at #14 Oregon and #8 Gonzaga ... did not play against Arkansas Tech due to an ankle injury ... in his first six games of the year he had a total of two points, five rebounds, one block and one steal; in his seventh game of the season at Elon, he scored five points, grabbed four rebounds and had a block and a steal ... one of only two UTA players with a positive +/- ratio against North Texas (+1) ... tied a career high with four rebounds at Georgia State.

## HOW HE GOT TO UTA

Born in Paris ... moved to Cameroon shortly after his birth until he was 14 years old; moved back to Paris for two years before coming to America when he was 16 ... lived with his cousin in Orlando upon moving to the U.S. and attended Downey Christian School ... moved to Houston to live with his aunt shortly after, and played his AAU ball with the Houston Defenders ... transferred to Bella Vista Prep in Arizona for his junior and season years to focus on basketball and academics.



## PAINT TOUCHES

### Bilingual

Is Fluent In French & English (Also Basic Spanish)

### French-Speaking Trio

He, Ayoub Nouhi & Patrick Mwamba All Speak French

### Plays A Lot Of...

Video Games

### Roommate

Coleman Sparling

### He's An...

Only Child

### National Experience

Has Played For The French National Team

## GAME-BY-GAME STATS

## MISCELLANEOUS

Year Career  
Double-Figure Points  
20+ Points  
Double-Doubles  
5+ Rebounds  
Double-Figure Assists  
Games W/ A Steal 3 3

## CAREER STATS

Opponent	Date	GS	MIN	Total		3-Pointers		Free throws		Rebounds				PF	A	T/O	BLK	STL	PTS	AVG
				FG-FGA	PCT	3FG-3FGA	PCT	FT-FTA	PCT	OFF	DEF	TOT	AVG							
Texas-Dallas	11/05/19		12:12	0-3	.000	0-0	.000	0-0	.000	0	0	0	0.0	0	3	1	1	1	0	0.0
Tulsa	11/09/19		01:26	0-0	.000	0-0	.000	0-0	.000	0	0	0	0.0	0	0	0	0	0	0	0.0
at Nevada	11/12/19		10:55	1-1	1.000	0-0	.000	0-1	.000	0	1	1	0.3	3	1	0	0	0	2	0.7
at Oregon	11/17/19	*	13:40	0-1	.000	0-0	.000	0-2	.000	1	0	1	0.5	1	0	1	0	0	0	0.5
at Gonzaga	11/19/19	*	10:47	0-1	.000	0-1	.000	0-0	.000	0	1	1	0.6	0	2	1	0	0	0	0.4
vs Furman	11/27/19		04:00	0-1	.000	0-1	.000	0-0	.000	0	2	2	0.8	0	0	1	0	0	0	0.3
at Elon	11/28/19		16:00	2-4	.500	1-1	1.000	0-0	.000	2	2	4	1.3	0	1	2	1	1	5	1.0
North Texas	12/02/19		18:51	1-4	.250	0-2	.000	0-1	.000	1	0	1	1.3	2	2	1	0	1	2	1.1
UC Santa Barbara	12/07/19		13:29	1-3	.333	0-1	.000	0-0	.000	1	1	2	1.3	1	1	1	0	0	2	1.2
at Houston	12/11/19		17:56	0-1	.000	0-0	.000	1-2	.500	0	2	2	1.4	2	1	1	0	0	1	1.2
at Georgia St.	12/19/19		15:09	0-1	.000	0-1	.000	2-2	1.000	0	4	4	1.6	5	0	2	0	0	2	1.3
<b>Totals</b>			<b>2 134:25</b>	<b>5-20</b>	<b>.250</b>	<b>1-7</b>	<b>.143</b>	<b>3-8</b>	<b>.375</b>	<b>5</b>	<b>13</b>	<b>18</b>	<b>1.6</b>	<b>14</b>	<b>11</b>	<b>11</b>	<b>2</b>	<b>3</b>	<b>14</b>	<b>1.3</b>

Season	GP-GS	Min/Avg	Total		3-Ptr		F-Throws		Rebounds				PF	FO	A	TO	Blk	Stl	Pts	Avg
			FG-FGA	Pct	FG-FGA	Pct	FT-FTA	Pct	Off	Def	Tot	Avg								
2019-20	11-2	135/12.3	5-20	.250	1-7	.143	3-8	.375	5	13	18	1.6	14	1	11	11	2	3	14	1.3
Total	11-2	135/12.3	5-20	.250	1-7	.143	3-8	.375	5	13	18	1.6	14	1	11	11	2	3	14	1.3

# 22 | TIANDRE JACKSON-YOUNG

TEE-andre  
@themisfitdre

Sr. | F | 6-4 | 200 | Marshall, TX | Tyler JC | Marshall HS

## RECORD PERFORMANCES

### POINTS

Career 28 @ San Jacinto-Central (1/10/18)  
Season 19 vs. UT Dallas (11/5/19)  
Sun Belt 16, 2x, Last @ Georgia State (12/19/19)

### REBOUNDS

Career 11 vs. UC Davis (11/18/18)  
Season 6 vs. Arkansas Tech (11/24/19)  
Sun Belt 7 @ Georgia State (1/26/19)

### ASSISTS

Career 4 vs. Houston CC (12/31/17)  
Season 2 vs. UT Dallas (11/5/19)  
Sun Belt 3, 2x, Last vs. Little Rock (1/19/19)

### STEALS

Career 3 vs. Lamar State-Port Arthur (3/8/18)  
Season 2 @ Elon (11/28/19)  
Sun Belt 1, 9x, Last @ Georgia State (12/19/19)

### FIELD GOALS MADE

Career 11 @ San Jacinto-Central (1/10/18)  
Season 7 vs. UT Dallas (11/5/19)  
Sun Belt 5, 3x, Last @ Georgia State (12/19/19)

### FIELD GOALS ATTEMPTED

Career 18 @ San Jacinto-Central (1/10/18)  
Season 10, 2x, Last @ Georgia State (12/19/19)  
Sun Belt 10 @ Georgia State (12/19/19)

### FREE THROWS MADE

Career 7 @ Lee (1/5/18)  
Season 3 @ Georgia State (12/19/19)  
Sun Belt 3 @ Georgia State (12/19/19)

### FREE THROWS ATTEMPTED

Career 7 @ Lee (1/5/18)  
Season 3 @ Georgia State (12/19/19)  
Sun Belt 3, 2x, Last @ Georgia State (12/19/19)

### 3-POINT FIELD GOALS MADE

Career 8 @ Paris (2/18/17)  
Season 5 vs. UT Dallas (11/5/19)  
Sun Belt 5 @ Coastal Carolina (1/12/19)

### 3-POINT FIELD GOALS ATTEMPTED

Career 12 @ Paris (2/18/17)  
Season 8 vs. UT Dallas (11/5/19)  
Sun Belt 7 @ Georgia State (12/19/19)

### MINUTES

Career 39 vs. San Jacinto-Central (3/9/18)  
Season 31 @ Georgia State (12/19/19)  
Sun Belt 34 vs. Arkansas State (1/17/19)

## MISCELLANEOUS

	Year	Career
Double-Figure Points	2	45
20+ Points		4
Double-Doubles		
5+ Rebounds	2	22
Double-Figure Assists		
Games W/ A Steal	6	41

## CAREER STATS

Season	GP-GS	Min/Avg	FG-FGA	Pct	3-Ptr		F-Throws		Rebounds				PF	FO	A	TO	Blk	Stl	Pts	Avg
					FG-FGA	Pct	FT-FTA	Pct	Off	Def	Tot	Avg								
2016-17	29-0	0/0.0	98-216	.454	61-127	.480	22-32	.688	10	35	45	1.6	31	0	15	34	3	14	279	9.6
2017-18	33-4	0/0.0	135-301	.449	48-141	.340	59-77	.766	16	99	115	3.5	39	0	24	34	6	13	377	11.4
2018-19	33-19	760/23.0	81-191	.424	45-113	.398	15-21	.714	34	77	111	3.4	54	0	22	16	5	14	222	6.7
2019-20	10-5	186/18.6	27-60	.450	13-41	.317	5-8	.625	10	24	34	3.4	12	0	7	9	6	7	72	7.2
Total	105-28	946/9.0	341-768	.444	167-422	.396	101-138	.732	70	235	305	2.9	136	0	68	93	20	48	950	9.0

## 2019-20 SEASON NUGGETS

Did not play against UC Santa Barbara or Houston due to a broken nose/concussion ... returned at Georgia State ... had started four-straight games before the injury after coming off the bench the first five games of the year ... season- and game-high 19 points in the opener versus UT Dallas ... scored 14 total points over the next five games ... registered back-to-back seven-point games against Furman and Elon ... grabbed a season-best six rebounds against Arkansas Tech ... finished with a team-best +/- of +5 versus North Texas ... scored 16 points at Georgia State, his most versus a Division-I team this year.



## PAINT TOUCHES

### Dual Athlete

Also Competes As A Long Jumper On The UTA Track & Field Team (9th Place -- 7.18m Last Year At Sun Belt Championship)

### One Of...

Five Siblings (Including Him); Has A Twin Sister, Tiara

### McKade Loves...

Interior Design; Lots Of Soft Rugs/Blankets In Apt.

### Roommate

McKade Marquis

### He's Learning To...

Play The Electric Guitar

## GAME-BY-GAME STATS

Opponent	Date	GS	MIN	Total		3-Pointers		Free throws		Rebounds				PF	A	T/O	BLK	STL	PTS	AVG
				FG-FGA	PCT	3FG-3FGA	PCT	FT-FTA	PCT	OFF	DEF	TOT	AVG							
Texas-Dallas	11/05/19		15:22	7-10	.700	5-8	.625	0-0	.000	2	2	4	4.0	2	2	0	3	1	19	19.0
Tulsa	11/09/19		14:30	1-5	.200	0-4	.000	0-0	.000	2	3	5	4.5	0	1	1	0	0	2	10.5
at Nevada	11/12/19		18:18	2-5	.400	2-4	.500	0-0	.000	0	1	1	3.3	2	0	0	1	0	6	9.0
at Oregon	11/17/19		12:16	0-4	.000	0-4	.000	0-0	.000	0	2	2	3.0	0	0	1	0	1	0	6.8
at Gonzaga	11/19/19		10:09	1-3	.333	0-2	.000	0-0	.000	0	4	4	3.2	0	0	1	1	0	2	5.8
Arkansas Tech	11/24/19	*	16:22	2-4	.500	0-1	.000	0-0	.000	2	4	6	3.7	3	1	0	0	1	4	5.5
vs Furman	11/27/19	*	27:00	3-8	.375	0-5	.000	1-2	.500	1	1	2	3.4	1	1	2	0	1	7	5.7
at Elon	11/28/19	*	18:00	3-5	.600	1-2	.500	0-1	.000	0	4	4	3.5	1	0	2	0	2	7	5.9
North Texas	12/02/19	*	22:02	3-6	.500	2-4	.500	1-2	.500	0	2	2	3.3	1	1	0	1	0	9	6.2
at Georgia St.	12/19/19	*	31:00	5-10	.500	3-7	.429	3-3	1.000	3	1	4	3.4	2	1	2	0	1	16	7.2
Totals		5	184:59	27-60	.450	13-41	.317	5-8	.625	10	24	34	3.4	12	7	9	6	7	72	7.2



# 23 | PATRICK MWAMBA

mm-WAMBA  
@patrick23mwamba  
@patrick\_kzmwamba

So. F 6-6 196 Bukavu, Congo NBA Academy Africa Keur Madior International HS

## RECORD PERFORMANCES

### POINTS

Career 13 vs. UT Tyler (11/6/18)  
Season 7 vs. UT Dallas (11/5/19)  
Sun Belt 5, 2x, Last vs. Texas State (3/9/19)

### REBOUNDS

Career 9 @ Missouri (12/4/18)  
Season 5, 2x, Last @ Nevada (11/12/19)  
Sun Belt 5 vs. Coastal Carolina (2/7/19)

### ASSISTS

Career 3 @ Tulsa (11/27/18)  
Season 2 @ Nevada (11/12/19)  
Sun Belt 2, 2x, Last vs. ULM (2/23/19)

### STEALS

Career 4 vs. UT Tyler (11/6/18)  
Season 1, 2x, Last @ Nevada (11/12/19)  
Sun Belt 2 @ Troy (3/2/19)

### FIELD GOALS MADE

Career 5 vs. UT Tyler (11/6/18)  
Season 3 vs. UT Dallas (11/5/19)  
Sun Belt 2 vs. Texas State (3/9/19)

### FIELD GOALS ATTEMPTED

Career 9 @ #8 Gonzaga (12/18/18)  
Season 6 @ #14 Oregon (11/17/19)  
Sun Belt 3, 2x, Last vs. Louisiana (2/21/19)

### FREE THROWS MADE

Career 4 vs. UTRGV (12/1/18)  
Season 2, 2x, Last @ #14 Oregon (11/17/19)  
Sun Belt 2 vs. Louisiana (2/21/19)

### FREE THROWS ATTEMPTED

Career 5 vs. UT Tyler (11/6/18)  
Season 2, 3x, Last @ #14 Oregon (11/17/19)  
Sun Belt 2, 3x, Last vs. Louisiana (2/21/19)

### 3-POINT FIELD GOALS MADE

Career 2, 2x, Last vs. Georgia Southern (3/16/19)  
Season 1 vs. UT Dallas (11/5/19)  
Sun Belt 1, 2x, Last vs. Texas State (3/9/19)

### 3-POINT FIELD GOALS ATTEMPTED

Career 4, 2x, Last vs. Georgia Southern (3/16/19)  
Season 2, 2x, Last @ Nevada (11/12/19)  
Sun Belt 3 vs. Louisiana (2/21/19)

### MINUTES

Career 26, 2x, Last @ Cal Poly (12/21/18)  
Season 21 vs. UT Dallas (11/5/19)  
Sun Belt 17 vs. Louisiana (2/21/19)

## MISCELLANEOUS

	Year	Career
Double-Figure Points		2
20+ Points		
Double-Doubles		
5+ Rebounds	2	7
Double-Figure Assists		
Games W/ A Steal	2	16

## CAREER STATS

## 2019-20 SEASON NUGGETS

Recorded a season-high seven points in the opener against UT Dallas ... double-figure minutes in every contest until the Gonzaga game.

Broke his right foot at #8 Gonzaga (Nov. 19) and is out indefinitely.

The non-contact injury came after he pulled down an un-contested rebound off a missed Gonzaga free throw.

## PRIOR TO UTA

Became the first NBA Academy Africa graduate to sign with an D-I school and just the fourth overall from the seven worldwide NBA Academies.

He participated in the first NCAA-sponsored Next Generation Sunday at the 2018 Final Four in San Antonio, and that is where UTA coaches first saw tape on him (coaches weren't allowed to attend - only watch recorded film). No UTA coaches saw him play live prior to committing.



## PAINT TOUCHES

One Of...  
12 Siblings (Including Him)

Has Ran A Mile In...  
4 Minutes, 53 Seconds;  
Best Time At UTA: 5:12

Roommate  
David Azore

Food Takes  
Now Enjoys Mexican Food;  
Has A Shellfish Allergy

French Connection  
Nice For Him To Have Two Others (Elame, Nouhi)  
Who Speak French; Reminds Him Of Home And Where He Came From

## GAME-BY-GAME STATS

Opponent	Date	GS	MIN	Total		3-Pointers		Free throws		Rebounds				PF	A	T/O	BLK	STL	PTS	AVG
				FG-FGA	PCT	3FG-3FGA	PCT	FT-FTA	PCT	OFF	DEF	TOT	AVG							
Texas-Dallas	11/05/19		21:28	3-4	.750	1-2	.500	0-2	.000	0	5	5	5.0	1	1	0	1	1	7	7.0
Tulsa	11/09/19		13:32	0-1	.000	0-0	.000	2-2	1.000	1	2	3	4.0	2	0	0	2	0	2	4.5
at Nevada	11/12/19		16:57	1-4	.250	0-2	.000	0-0	.000	0	5	5	4.3	5	2	1	1	1	2	3.7
at Oregon	11/17/19		13:59	1-6	.167	0-1	.000	2-2	1.000	2	2	4	4.3	1	0	1	1	0	4	3.8
at Gonzaga	11/19/19		06:47	0-2	.000	0-1	.000	0-0	.000	0	1	1	3.6	1	0	1	0	0	0	3.0
Totals		0	72:43	5-17	.294	1-6	.167	4-6	.667	3	15	18	3.6	10	3	3	5	2	15	3.0

Season	GP-GS	Min/Avg	Total		3-Ptr		F-Throws		Rebounds				PF	FO	A	TO	Blk	Stl	Pts	Avg
			FG-FGA	Pct	FG-FGA	Pct	FT-FTA	Pct	Off	Def	Tot	Avg								
2018-19	27-12	386/14.3	33-82	.402	7-30	.233	16-30	.533	22	46	68	2.5	49	0	18	31	5	26	89	3.3
2019-20	5-0	73/14.6	5-17	.294	1-6	.167	4-6	.667	3	15	18	3.6	10	1	3	3	5	2	15	3.0
Total	32-12	459/14.3	38-99	.384	8-36	.222	20-36	.556	25	61	86	2.7	59	1	21	34	10	28	104	3.3

# 43 COLEMAN SPARLING

@ColemanSparling  
@colemansparling

R-Jr. | F | 6-7 | 215 | Ellensburg, WA | College of Southern Idaho | Central Washington

## RECORD PERFORMANCES

### POINTS

Career 19, 2x, Last @ Colorado Northwestern (1/31/19)  
Season 6 vs. Furman (11/27/19)  
Sun Belt 2 @ Georgia State (12/19/19)

### REBOUNDS

Career 10 vs. Indian Hills (12/29/18)  
Season 5 vs. UT Dallas (11/5/19)  
Sun Belt 1 @ Georgia State (12/19/19)

### ASSISTS

Career 6 vs. Western Nebraska (11/2/18)  
Season 1, 4x, Last vs. Furman (11/27/19)  
Sun Belt

### STEALS

Career 3, 3x, Last vs. Central Wyoming (12/15/18)  
Season 2 vs. Furman (11/27/19)  
Sun Belt 1 @ Georgia State (12/19/19)

### FIELD GOALS MADE

Career 7, 2x, Last @ Colorado Northwestern (1/31/19)  
Season 3 vs. Furman (11/27/19)  
Sun Belt

### FIELD GOALS ATTEMPTED

Career 13 vs. Snow (3/2/19)  
Season 7 vs. Furman (11/27/19)  
Sun Belt

### FREE THROWS MADE

Career 6, 2x, Last vs. Saint Martin's (11/30/17)  
Season 2, 2x, Last @ Georgia State (12/19/19)  
Sun Belt 2 @ Georgia State (12/19/19)

### FREE THROWS ATTEMPTED

Career 8, 2x, Last @ Western Nebraska (11/9/18)  
Season 2, 2x, Last @ Georgia State (12/19/19)  
Sun Belt 2 @ Georgia State (12/19/19)

### 3-POINT FIELD GOALS MADE

Career 5 vs. Portland CC (12/8/18)  
Season 1, 2x, Last @ #8 Gonzaga (11/19/19)  
Sun Belt

### 3-POINT FIELD GOALS ATTEMPTED

Career 8 vs. Salt Lake (3/1/19)  
Season 3 @ #14 Oregon (11/17/19)  
Sun Belt

### MINUTES

Career 35 @ Western Nebraska (11/9/18)  
Season 28 vs. Furman (11/27/19)  
Sun Belt 10 @ Georgia State (12/19/19)

## MISCELLANEOUS

	Year	Career
Double-Figure Points		14
20+ Points		
Double-Doubles		
5+ Rebounds	1	17
Double-Figure Assists		
Games W/ A Steal	3	19

## CAREER STATS

Season	GP-GS	Min/Avg	FG-FGA	Pct	3-Ptr		F-Throws		Rebounds				PF	FO	A	TO	Blk	Stl	Pts	Avg
					FG-FGA	Pct	FT-FTA	Pct	Off	Def	Tot	Avg								
2017-18	18-18	350/19.4	32-89	.360	14-42	.333	30-39	.769	15	55	70	3.9	31	1	18	25	1	5	108	6.0
2018-19	28-24	582/20.8	85-207	.411	36-109	.330	26-42	.619	30	79	109	3.9	52	0	58	26	8	17	232	8.3
2019-20	10-6	149/14.9	9-21	.429	2-8	.250	4-4	1.000	5	16	21	2.1	19	0	4	3	2	4	24	2.4
Total	56-48	1081/19.3	126-317	.397	52-159	.327	60-85	.706	50	150	200	3.6	102	1	80	54	11	26	364	6.5

## 2019-20 SEASON NUGGETS

Did not play against UC Santa Barbara or Houston to rest a lower leg/Achilles injury ... returned at Georgia State ... made six-straight starts before the injury ... season-best six points versus Furman ... made and attempted his first two free throws (2-2) of the year against North Texas ... considers himself a point-forward; can handle the ball very well ... had about 35 friends and family in attendance at Gonzaga (had about 70 requests, but couldn't secure enough tickets in the sold-out Kennel).



## PRIOR TO UTA

Utilized a redshirt season as a freshman at Division-II Central Washington in 2016-17 ... averaged 6 points and 3.9 rebounds at Central Washington in 2017-18 ... averaged 8.3 points, 3.9 rebounds and 2.1 assists at JUCO Southern Idaho in 2018-19 ... played for his father, Greg, who was the head coach at Central Washington during Coleman's two years; Greg was an assistant coach at Southern Idaho during Coleman's lone year there ... Greg is currently the head coach at D-II Alaska Fairbanks.

## PAINT TOUCHES

**Born On...**  
July 4, 1997

**Roommate**  
Nicolas Elame (Who Is Always Doing Dishes)

**No Need To Yell Fore**  
State Tournament Golfer In High School; Best Round Is A 70, Longest Drive Is 342 Yards ... Has Never Had A Lesson

**Outdoorsy**  
Rides Horses ... Favorite Singer Is Country Performer Luke Combs ... Brother, Jacob, Is A Professional Cowboy (Roper)

## GAME-BY-GAME STATS

Opponent	Date	GS	MIN	Total		3-Pointers		Free throws		Rebounds				PF	A	T/O	BLK	STL	PTS	AVG
				FG-FGA	PCT	3FG-3FGA	PCT	FT-FTA	PCT	OFF	DEF	TOT	AVG							
Texas-Dallas	11/05/19		11:46	0-0	.000	0-0	.000	0-0	.000	2	3	5	5.0	2	0	1	0	0	0	0.0
Tulsa	11/09/19		08:23	0-0	.000	0-0	.000	0-0	.000	0	1	1	3.0	1	0	0	0	0	0	0.0
at Nevada	11/12/19		11:57	1-2	.500	0-1	.000	0-0	.000	0	1	1	2.3	1	0	0	0	0	2	0.7
at Oregon	11/17/19	*	12:22	2-4	.500	1-3	.333	0-0	.000	0	0	0	1.8	0	1	0	0	0	5	1.8
at Gonzaga	11/19/19	*	14:38	1-2	.500	1-2	.500	0-0	.000	0	3	3	2.0	4	1	1	1	0	3	2.0
Arkansas Tech	11/24/19	*	23:07	1-3	.333	0-0	.000	0-0	.000	2	2	4	2.3	2	1	0	0	0	2	2.0
vs Furman	11/27/19	*	28:00	3-7	.429	0-1	.000	0-0	.000	1	3	4	2.6	3	1	1	1	2	6	2.6
at Elon	11/28/19	*	19:00	1-2	.500	0-0	.000	0-0	.000	0	2	2	2.5	1	0	0	0	0	2	2.5
North Texas	12/02/19	*	11:19	0-1	.000	0-1	.000	2-2	1.000	0	0	0	2.2	3	0	0	0	1	2	2.4
at Georgia St.	12/19/19		09:48	0-0	.000	0-0	.000	2-2	1.000	0	1	1	2.1	2	0	0	0	1	2	2.4
<b>Totals</b>			<b>6 150:20</b>	<b>9-21</b>	<b>.429</b>	<b>2-8</b>	<b>.250</b>	<b>4-4</b>	<b>1.000</b>	<b>5</b>	<b>16</b>	<b>21</b>	<b>2.1</b>	<b>19</b>	<b>4</b>	<b>3</b>	<b>2</b>	<b>4</b>	<b>24</b>	<b>2.4</b>



WIN, 84-50

Record #6													Shooting By Period						
UT	Dates	-	W	L	T	OT	OT	OT	OT	OT	OT	OT	OT	OT	OT	OT	OT	OT	OT
NO.	Name		Min	FG	3P	FT	Rebounds	TO	PF	TP	AS	ST	Blocks	W-	L-	T-	OT	OT	OT
34	Kedon Puffer	F	20:24	2-4	1-1	0-0	2 3 5	1 0	5	0	0	2	0	2	0	0	0	0	0
44	Michael Forster	F	18:09	2-9	0-2	1-2	2 2 4	2 1	5	0	2	1	0	2	0	0	0	0	0
31	Brandon Barz	F	13:29	0-0	0-0	0-0	0 0 0	0 0	0	0	0	0	0	0	0	0	0	0	0
11	Curtis Allen	H	21:33	2-8	2-8	1-6	1 5 6	1 0	5	0	1	0	0	0	0	0	0	0	0
13	Jalen Weber	G	19:59	0-2	0-0	1 1	2 2	1 2	2	0	0	0	0	0	0	0	0	0	0
13	Justin Enlow	G	13:20	0-0	0-0	0-0	0 0 0	0 0	0	0	0	0	0	0	0	0	0	0	0
22	Xavier Ferrell	F	12:29	0-2	0-2	0-0	0 0 0	0 0	0	0	0	0	0	0	0	0	0	0	0
23	Simone Somane	G	13:23	0-0	0-2	2 1	3 1	1 1	4	0	1	0	0	0	0	0	0	0	0
33	Kolton Pruitt	F	15:53	1-3	1-3	0-0	0 0 0	2 1	4	0	0	0	0	0	0	0	0	0	0
33	Justin Enlow	G	13:20	0-0	0-0	0-0	0 0 0	0 0	0	0	0	0	0	0	0	0	0	0	0
31	Will Isaac	F	10:22	0-0	0-0	3 2	5 0	1 2	2	0	2	0	0	0	0	0	0	0	0
20	James Curtis	08:31	0-1	0-0	0-0	0 0 1	1 0	1	0	0	2	0	0	0	0	0	0	0	0
33	Justin Enlow	G	13:20	0-0	0-0	0-0	0 0 0	0 0	0	0	0	0	0	0	0	0	0	0	0
3	Cole Williams	02:22	0-1	0-0	0-0	0 0 0	0 0	0	0	0	1	0	0	0	0	0	0	0	0
Totals						1	5	6	0	0	0	0	0	0	0	0	0	0	0
Team				20:05	6-22	4-9	14	25	35	0	13	4	0	8	0	0	0	0	0

UT Landing		Record 1-46													Shooting By Period					
NO	Name	Min	3P	FT	Rebounds	Fouls	PTS	AST	STL	BLK	W+	W-	pts	FG%	FT%	3P%	FGA	FTA	3PA	3FA
20	Jordan Phillips	F 21:11	5-8	3-3	6-8	3	2	5	1	4	17	0	1	1	0	1	1	0	15	
3	Ayoub Nouri	P 19:39	1-6	0-2	0	1	2	3	2	0	3	1	0	1	0	0	1	1	0	11
13	Jabari Narcis	F 20:53	3-6	0-3	0	1	4	5	0	1	6	0	1	0	1	0	1	0	13	
15	Marissa Mearns	F 20:03	0-3	0-0	0	0	0	0	0	0	0	0	0	0	0	0	0	0	0	0
4	Dave Azore	F 15:02	3-5	1-1	0	0	4	4	0	1	7	2	0	1	0	0	1	0	19	
10	Rashedad Davis	F 08:45	3-3	2-2	0	1	4	5	0	1	8	1	2	0	0	0	1	0	13	
22	Tyler Jackson-Young	15:22	7-10	5-8	0	2	4	2	0	0	19	2	0	1	3	0	2	22		
11	Marissa Mearns	P 21:39	0-1	0-0	0	0	0	0	0	0	0	0	0	0	0	0	0	0	0	0
1	Sam Griffin	14:27	4-7	4-7	0	0	1	1	1	0	12	3	0	1	0	0	1	0	13	
20	Nicole Elame	12:24	0-3	0-0	0	0	0	0	0	0	3	1	1	1	0	0	8			
43	Coleman Spearling	11:40	0-0	0-0	2	3	2	0	0	0	0	0	0	0	0	0	0	11		
16	Marissa Mearns	07:38	1-4	0-0	0	0	0	0	0	0	0	0	0	0	0	0	0	0	0	0
14	Davis Steffman	06:42	0-2	0-2	0	0	0	0	0	0	1	0	0	0	0	0	0	11		
0			0	3	0	0	0	0	0	0	0	0	0	0	0	0	0	0	0	0
Totals			31-63	15-37	1-41	11	34	45	13	11	84	25	0	17	6	0	34			

	UTD	UTA	Points from	UTD	UTA	Period by Period Scoring			
Biggest lead	0 (1 <sup>st</sup> 20.00)	36 (2 <sup>nd</sup> 0.22)	Turnovers	3	25		1st	2nd	TOT
Best Scoring Run	5 (1 <sup>st</sup> 11.36)	9 (1 <sup>st</sup> 15.46)	Paint	28	22	UTD	21	29	50
Lead Changes	0		Second Chance	18	18				
Times Tied	0		Fast Breaks	5	27	UTA	37	47	84
Time with Lead	00:00	39:51	Bench	29	49				

**TULSA**

## WIN, 73-59

Tula - 59		Record: 1-1												
No. Name	Min	Max	FG 3P FT	Rebounds	TO	FTS	PTS	AS	TO	ST	Blocks	+/-	Shooting By Period	
			1st 2nd 3rd	OR GR	1 2 3	1 2 3	1 2 3	1 2 3	1 2 3	1 2 3	1 2 3		1st 2nd 3rd	
41 Jertine Igburu	W 20:28	24-1	0-0 2-2	1 1	0 0	6 1	1 0	0 0	0 0	0 0	0 0	0	1st FG% 8-32 25.0%	
41 Jertine Igburu	W 20:28	24-1	0-0 2-2	1 1	0 0	6 1	1 0	0 0	0 0	0 0	0 0	0	3PT% 1-3 21.4%	
41 Jertine Igburu	W 20:28	24-1	0-0 2-2	1 1	0 0	6 1	1 0	0 0	0 0	0 0	0 0	0	2nd FG% 11-30 36.7%	
41 Jertine Igburu	W 20:28	24-1	0-0 2-2	1 1	0 0	6 1	1 0	0 0	0 0	0 0	0 0	0	3PT% 2-8 25.0%	
41 Jertine Igburu	W 20:28	24-1	0-0 2-2	1 1	0 0	6 1	1 0	0 0	0 0	0 0	0 0	0	1st FG% 12-30 40.0%	
41 Jertine Igburu	W 20:28	24-1	0-0 2-2	1 1	0 0	6 1	1 0	0 0	0 0	0 0	0 0	0	3PT% 1-6 16.7%	
41 Jertine Igburu	W 20:28	24-1	0-0 2-2	1 1	0 0	6 1	1 0	0 0	0 0	0 0	0 0	0	2nd FG% 11-30 36.7%	
41 Jertine Igburu	W 20:28	24-1	0-0 2-2	1 1	0 0	6 1	1 0	0 0	0 0	0 0	0 0	0	3PT% 1-6 16.7%	
41 Jertine Igburu	W 20:28	24-1	0-0 2-2	1 1	0 0	6 1	1 0	0 0	0 0	0 0	0 0	0	2nd FG% 11-30 36.7%	
41 Jertine Igburu	W 20:28	24-1	0-0 2-2	1 1	0 0	6 1	1 0	0 0	0 0	0 0	0 0	0	3PT% 1-6 16.7%	
41 Jertine Igburu	W 20:28	24-1	0-0 2-2	1 1	0 0	6 1	1 0	0 0	0 0	0 0	0 0	0	2nd FG% 11-30 36.7%	
41 Jertine Igburu	W 20:28	24-1	0-0 2-2	1 1	0 0	6 1	1 0	0 0	0 0	0 0	0 0	0	3PT% 1-6 16.7%	
41 Jertine Igburu	W 20:28	24-1	0-0 2-2	1 1	0 0	6 1	1 0	0 0	0 0	0 0	0 0	0	2nd FG% 11-30 36.7%	
41 Jertine Igburu	W 20:28	24-1	0-0 2-2	1 1	0 0	6 1	1 0	0 0	0 0	0 0	0 0	0	3PT% 1-6 16.7%	
41 Jertine Igburu	W 20:28	24-1	0-0 2-2	1 1	0 0	6 1	1 0	0 0	0 0	0 0	0 0	0	2nd FG% 11-30 36.7%	
41 Jertine Igburu	W 20:28	24-1	0-0 2-2	1 1	0 0	6 1	1 0	0 0	0 0	0 0	0 0	0	3PT% 1-6 16.7%	
41 Jertine Igburu	W 20:28	24-1	0-0 2-2	1 1	0 0	6 1	1 0	0 0	0 0	0 0	0 0	0	2nd FG% 11-30 36.7%	
41 Jertine Igburu	W 20:28	24-1	0-0 2-2	1 1	0 0	6 1	1 0	0 0	0 0	0 0	0 0	0	3PT% 1-6 16.7%	
41 Jertine Igburu	W 20:28	24-1	0-0 2-2	1 1	0 0	6 1	1 0	0 0	0 0	0 0	0 0	0	2nd FG% 11-30 36.7%	
41 Jertine Igburu	W 20:28	24-1	0-0 2-2	1 1	0 0	6 1	1 0	0 0	0 0	0 0	0 0	0	3PT% 1-6 16.7%	
41 Jertine Igburu	W 20:28	24-1	0-0 2-2	1 1	0 0	6 1	1 0	0 0	0 0	0 0	0 0	0	2nd FG% 11-30 36.7%	
41 Jertine Igburu	W 20:28	24-1	0-0 2-2	1 1	0 0	6 1	1 0	0 0	0 0	0 0	0 0	0	3PT% 1-6 16.7%	
41 Jertine Igburu	W 20:28	24-1	0-0 2-2	1 1	0 0	6 1	1 0	0 0	0 0	0 0	0 0	0	2nd FG% 11-30 36.7%	
41 Jertine Igburu	W 20:28	24-1	0-0 2-2	1 1	0 0	6 1	1 0	0 0	0 0	0 0	0 0	0	3PT% 1-6 16.7%	
41 Jertine Igburu	W 20:28	24-1	0-0 2-2	1 1	0 0	6 1	1 0	0 0	0 0	0 0	0 0	0	2nd FG% 11-30 36.7%	
41 Jertine Igburu	W 20:28	24-1	0-0 2-2	1 1	0 0	6 1	1 0	0 0	0 0	0 0	0 0	0	3PT% 1-6 16.7%	
41 Jertine Igburu	W 20:28	24-1	0-0 2-2	1 1	0 0	6 1	1 0	0 0	0 0	0 0	0 0	0	2nd FG% 11-30 36.7%	
41 Jertine Igburu	W 20:28	24-1	0-0 2-2	1 1	0 0	6 1	1 0	0 0	0 0	0 0	0 0	0	3PT% 1-6 16.7%	
41 Jertine Igburu	W 20:28	24-1	0-0 2-2	1 1	0 0	6 1	1 0	0 0	0 0	0 0	0 0	0	2nd FG% 11-30 36.7%	
41 Jertine Igburu	W 20:28	24-1	0-0 2-2	1 1	0 0	6 1	1 0	0 0	0 0	0 0	0 0	0	3PT% 1-6 16.7%	
41 Jertine Igburu	W 20:28	24-1	0-0 2-2	1 1	0 0	6 1	1 0	0 0	0 0	0 0	0 0	0	2nd FG% 11-30 36.7%	
41 Jertine Igburu	W 20:28	24-1	0-0 2-2	1 1	0 0	6 1	1 0	0 0	0 0	0 0	0 0	0	3PT% 1-6 16.7%	
41 Jertine Igburu	W 20:28	24-1	0-0 2-2	1 1	0 0	6 1	1 0	0 0	0 0	0 0	0 0	0	2nd FG% 11-30 36.7%	
41 Jertine Igburu	W 20:28	24-1	0-0 2-2	1 1	0 0	6 1	1 0	0 0	0 0	0 0	0 0	0	3PT% 1-6 16.7%	
41 Jertine Igburu	W 20:28	24-1	0-0 2-2	1 1	0 0	6 1	1 0	0 0	0 0	0 0	0 0	0	2nd FG% 11-30 36.7%	
41 Jertine Igburu	W 20:28	24-1	0-0 2-2	1 1	0 0	6 1	1 0	0 0	0 0	0 0	0 0	0	3PT% 1-6 16.7%	
41 Jertine Igburu	W 20:28	24-1	0-0 2-2	1 1	0 0	6 1	1 0	0 0	0 0	0 0	0 0	0	2nd FG% 11-30 36.7%	
41 Jertine Igburu	W 20:28	24-1	0-0 2-2	1 1	0 0	6 1	1 0	0 0	0 0	0 0	0 0	0	3PT% 1-6 16.7%	
41 Jertine Igburu	W 20:28	24-1	0-0 2-2	1 1	0 0	6 1	1 0	0 0	0 0	0 0	0 0	0	2nd FG% 11-30 36.7%	
41 Jertine Igburu	W 20:28	24-1	0-0 2-2	1 1	0 0	6 1	1 0	0 0	0 0	0 0	0 0	0	3PT% 1-6 16.7%	
41 Jertine Igburu	W 20:28	24-1	0-0 2-2	1 1	0 0	6 1	1 0	0 0	0 0	0 0	0 0	0	2nd FG% 11-30 36.7%	
41 Jertine Igburu	W 20:28	24-1	0-0 2-2	1 1	0 0	6 1	1 0	0 0	0 0	0 0	0 0	0	3PT% 1-6 16.7%	
41 Jertine Igburu	W 20:28	24-1	0-0 2-2	1 1	0 0	6 1	1 0	0 0	0 0	0 0	0 0	0	2nd FG% 11-30 36.7%	
41 Jertine Igburu	W 20:28	24-1	0-0 2-2	1 1	0 0	6 1	1 0	0 0	0 0	0 0	0 0	0	3PT% 1-6 16.7%	
41 Jertine Igburu	W 20:28	24-1	0-0 2-2	1 1	0 0	6 1	1 0	0 0	0 0	0 0	0 0	0	2nd FG% 11-30 36.7%	
41 Jertine Igburu	W 20:28	24-1	0-0 2-2	1 1	0 0	6 1	1 0	0 0	0 0	0 0	0 0	0	3PT% 1-6 16.7%	
41 Jertine Igburu	W 20:28	24-1	0-0 2-2	1 1	0 0	6 1	1 0	0 0	0 0	0 0	0 0	0	2nd FG% 11-30 36.7%	
41 Jertine Igburu	W 20:28	24-1	0-0 2-2	1 1	0 0	6 1	1 0	0 0	0 0	0 0	0 0	0	3PT% 1-6 16.7%	
41 Jertine Igburu	W 20:28	24-1	0-0 2-2	1 1	0 0	6 1	1 0	0 0	0 0	0 0	0 0	0	2nd FG% 11-30 36.7%	
41 Jertine Igburu	W 20:28	24-1	0-0 2-2	1 1	0 0	6 1	1 0	0 0	0 0	0 0	0 0	0	3PT% 1-6 16.7%	
41 Jertine Igburu	W 20:28	24-1	0-0 2-2	1 1	0 0	6 1	1 0	0 0	0 0	0 0	0 0	0	2nd FG% 11-30 36.7%	
41 Jertine Igburu	W 20:28	24-1	0-0 2-2	1 1	0 0	6 1	1 0	0 0	0 0	0 0	0 0	0	3PT% 1-6 16.7%	
41 Jertine Igburu	W 20:28	24-1	0-0 2-2	1 1	0 0	6 1	1 0	0 0	0 0	0 0	0 0	0	2nd FG% 11-30 36.7%	
41 Jertine Igburu	W 20:28	24-1	0-0 2-2	1 1	0 0	6 1	1 0	0 0	0 0	0 0	0 0	0	3PT% 1-6 16.7%	
41 Jertine Igburu	W 20:28	24-1	0-0 2-2	1 1	0 0	6 1	1 0	0 0	0 0	0 0	0 0	0	2nd FG% 11-30 36.7%	
41 Jertine Igburu	W 20:28	24-1	0-0 2-2	1 1	0 0	6 1	1 0	0 0	0 0	0 0	0 0	0	3PT% 1-6 16.7%	
41 Jertine Igburu	W 20:28	24-1	0-0 2-2	1 1	0 0	6 1	1 0	0 0	0 0	0 0	0 0	0	2nd FG% 11-30 36.7%	
41 Jertine Igburu	W 20:28	24-1	0-0 2-2	1 1	0 0	6 1	1 0	0 0	0 0	0 0	0 0	0	3PT% 1-6 16.7%	
41 Jertine Igburu	W 20:28	24-1	0-0 2-2	1 1	0 0	6 1	1 0	0 0	0 0	0 0	0 0	0	2nd FG% 11-30 36.7%	
41 Jertine Igburu	W 20:28	24-1	0-0 2-2	1 1	0 0	6 1	1 0	0 0	0 0	0 0	0 0	0	3PT% 1-6 16.7%	
41 Jertine Igburu	W 20:28	24-1	0-0 2-2	1 1	0 0	6 1	1 0	0 0	0 0	0 0	0 0	0	2nd FG% 11-30 36.7%	
41 Jertine Igburu	W 20:28	24-1	0-0 2-2	1 1	0 0	6 1	1 0	0 0	0 0	0 0	0 0	0	3PT% 1-6 16.7%	
41 Jertine Igburu	W 20:28	24-1	0-0 2-2	1 1	0 0	6 1	1 0	0 0	0 0	0 0	0 0	0	2nd FG% 11-30 36.7%	
41 Jertine Igburu	W 20:28	24-1	0-0 2-2	1 1	0 0	6 1	1 0	0 0	0 0	0 0	0 0	0	3PT% 1-6 16.7%	
41 Jertine Igburu	W 20:28	24-1	0-0 2-2	1 1	0 0	6 1	1 0	0 0	0 0	0 0	0 0	0	2nd FG% 11-30 36.7%	
41 Jertine Igburu	W 20:28	24-1	0-0 2-2	1 1	0 0	6 1	1 0	0 0	0 0	0 0	0 0	0	3PT% 1-6 16.7%	
41 Jertine Igburu	W 20:28	24-1	0-0 2-2	1 1	0 0	6 1	1 0	0 0	0 0	0 0	0 0	0	2nd FG% 11-30 36.7%	
41 Jertine Igburu	W 20:28	24-1	0-0 2-2	1 1	0 0	6 1	1 0	0 0	0 0	0 0	0 0	0	3PT% 1-6 16.7%	
41 Jertine Igburu	W 20:28	24-1	0-0 2-2	1 1	0 0	6 1	1 0	0 0	0 0	0 0	0 0	0	2nd FG% 11-30 36.7%	
41 Jertine Igburu	W 20:28	24-1	0-0 2-2	1 1	0 0	6 1	1 0	0 0	0 0	0 0	0 0	0	3PT% 1-6 16.7%	
41 Jertine Igburu	W 20:28	24-1	0-0 2-2	1 1	0 0	6 1	1 0	0 0	0 0	0 0	0 0	0	2nd FG% 11-30 36.7%	
41 Jertine Igburu	W 20:28	24-1	0-0 2-2	1 1	0 0	6 1	1 0	0 0	0 0	0 0	0 0	0	3PT% 1-6 16.7%	
41 Jertine Igburu	W 20:28	24-1	0-0 2-2	1 1	0 0	6 1	1 0	0 0	0 0	0 0	0 0	0	2nd FG% 11-30 36.7%	
41 Jertine Igburu	W 20:28	24-1	0-0 2-2	1 1	0 0	6 1	1 0	0 0	0 0	0 0	0 0	0	3PT% 1-6 16.7%	
41 Jertine Igburu	W 20:28	24-1	0-0 2-2	1 1	0 0	6 1	1 0	0 0	0 0	0 0	0 0	0	2nd FG% 11-30 36.7%	
41 Jertine Igburu	W 20:28	24-1	0-0 2-2	1 1	0 0	6 1	1 0	0 0	0 0	0 0	0 0	0	3PT% 1-6 16.7%	
41 Jertine Igburu	W 20:28	24-1	0-0 2-2	1 1	0 0	6 1	1 0	0 0	0 0	0 0	0 0	0	2nd FG% 11-30 36.7%	
41 Jertine Igburu	W 20:28	24-1	0-0 2-2	1 1	0 0	6 1	1 0	0 0	0 0	0 0	0 0	0	3PT% 1-6 16.7%	
41 Jertine Igburu	W 20:28	24-1	0-0 2-2	1 1	0 0	6 1	1 0	0 0	0 0	0 0	0 0	0	2nd FG% 11-30 36.7%	
41 Jertine Igburu	W 20:28	24-1	0-0 2-2	1 1	0 0	6 1	1 0	0 0	0 0	0 0	0 0	0	3PT% 1-6 16.7%	
41 Jertine Igburu	W 20:28	24-1	0-0 2-2	1 1	0 0	6 1	1 0	0 0	0 0	0 0	0 0	0	2nd FG% 11-30 36.7%	
41 Jertine Igburu	W 20:28	24-1	0-0 2-2	1 1	0 0	6 1	1 0	0 0	0 0	0 0	0 0	0	3PT% 1-6 16.7%	
41 Jertine Igburu	W 20:28	24-1	0-0 2-2	1 1	0 0	6 1	1 0	0 0	0 0	0 0	0 0	0	2nd FG% 11-30 36.7%	
41 Jertine Igburu	W 20:28	24-1	0-0 2-2	1 1	0 0	6 1	1 0	0 0	0 0	0 0	0 0	0	3PT% 1-6 16.7%	
41 Jertine Igburu	W 20:28	24-1	0-0 2-2	1 1	0 0	6 1	1 0	0 0	0 0	0 0	0 0	0	2nd FG% 11-30 36.7%	
41 Jertine Igburu	W 20:28	24-1	0-0 2-2	1 1	0 0	6 1	1 0	0 0	0 0	0 0	0 0	0	3PT% 1-6 16.7%	
41 Jertine Igburu	W 20:28	24-1	0-0 2-2	1 1	0 0	6 1	1 0	0 0	0 0	0 0	0 0	0	2nd FG% 11-30 36.7%	
41 Jertine Igburu	W 20:28	24-1	0-0 2-2	1 1	0 0	6 1	1 0</							

UT Arlington - 73		Record: 20-20										Percentages: 73.0%											
NO. NAME	Min	FG	3P	FT	Rebounds	Fouls	TP	AS	TO	Blocks	PF	1st FG			2nd FG			3rd FG			4th FG		
												M	A	P	M	A	P	M	A	P	M	A	P
1 Jordan Phillips	18:19	1-3	1-2	0-0	0	1	2	2	0	0	0	0	1st FG	9-31	32.9%	3PT%	4-9	21.0%	FT%	0-0	0.0%		
3 Ayouni-Nhous	FG 20:13	3-6	2-5	0-0	0	1	2	2	2	0	0	0	FT%	10-10	100%								
13 Albert Narcea	FG 22:15	4-0	4-7	4-5	6	10	2	4	0	1	0	0	2nd FG	14-20	48.3%	3PT%	5-16	33.3%	FT%	7-7	100%		
0 Brian Warren	FG 23:59	4-0	4-5	6-6	1	2	3	0	0	1	0	0	3rd FG	7-10	70.0%	FT%	7-7	100%					
4 David Accers	FG 27:41	1-1	0-4	4-0	2	2	6	12	3	1	0	0	4th FG	2-6	33.3%	FT%	14-17	82.4%					
22 Telford Jackson-Young	14:30	1-5	0-0	2	3	5	0	2	1	1	0	0	GM FG	26-40	65.0%	3PT%	9-29	31.0%	FT%	16-17	94.1%		
10 Randolph Davis	21:30	5-8	1-3	0-0	1	4	5	1	0	11	1	0	Dead Ball Rebounds:	21	0.0%								
23 David Davis	23:02	1-1	0-0	0-0	0	0	0	0	0	0	0	0											
23 Patrick Mwambi	13:32	0-1	0-0	2-2	1	2	3	2	1	2	0	0											
43 Coleman Spurling	00:00	0-0	0-0	0	0	1	1	0	0	0	0	0											
20 Nicolas Eames	01:26	0-0	0-0	0	0	0	0	0	0	0	0	0											
<b>Totals</b>					1	4	0	0	0	0	0	0											
<b>Averages</b>	24:40	5-34	16-17	12	30	42	19	18	73	16	9	4	5	2	14	64							

	Tulsa	UTA	Points from	Tulsa	UTA	Period by Period Scoring			
Biggest lead	0 (1 <sup>st</sup> 20:00)	22 (2 <sup>nd</sup> 11:14)	Turnovers	5	11		1st	2nd	TOT
Best Scoring Run	10 (1 <sup>st</sup> 12:29)	9 (1 <sup>st</sup> 8:08)	Paint	22	12	Tulsa	23	36	59
Lead Changes	0		Second Chance	21	13				
Times Tied	1		Fast Breaks	6	12	UTA	33	40	73
Time with Lead	00:00	39:37	Bench	34	19				

@NEVADA

LOSS, 80-73

UT Arlington - 73		Record: 2-1																
NO. NAME	Min	FG		3P		FT		Rebounds		Fouls		TS		Blocks		+/-	Shooting By Period	
		M/A	M/A	M/A	M/A	OR	DR	OR	DR	TS	AS	TS	BS	BA	1ST			2ND
2 Jordan Phillips	F 14:40	0-2	0-1	1-2	1	1	2	0	2	1	0	2	0	2	0	1	17	FG% 70-31 32.3%
3 Ayoko Njoku	F 19:16	1-3	1-3	2-4	3	1	2	0	3	2	5	1	0	1	0	0	2	FT% 80-38 38.9%
13 Jabari Njoku	F 19:46	3-6	3-7	2-2	2	2	2	0	2	0	2	2	1	0	0	0	2	FT% 12-50 56.4%
6 Brian Warren	Q 20:05	1-1	0-0	0-0	2	0	2	0	4	3	5	2	2	1	0	0	2	3PT% 4-18 22.2%
4 David Azore	G 26:25	2-4	1-2	7-8	0	3	3	2	5	12	4	3	2	0	1	0	10	FT% 10-17 58.8%
10 Rashedah Davis	18:34	5-12	0-1	4-6	6	4	0	3	2	15	4	1	3	0	1	8	GM FG% 22-64 34.4%	
2 TAndré Jackson-Vong	18:18	2-5	2-4	0-0	1	1	1	2	0	6	0	1	1	0	1	0	9	3PT% 11-36 30.6%
23 Patrick Mwambi	17:46	1-4	0-2	0	0	5	5	0	0	2	1	1	1	1	1	11	FT% 11-27 66.7%	
10 Jamar Williams	20:17	3-7	0-0	0-0	0	0	0	0	0	13	0	1	0	0	0	0	Dead Ball Rebounds: 5	
43 Coleman Epling	10:55	1-0	0-0	0-1	1	1	1	3	1	2	1	0	0	0	0	8		
20 Nicolas Sparring	11:56	1-2	0-0	0-0	0	1	1	1	0	2	0	0	0	0	0	6		
Team					3	6	0	0	0	0	1							
Totals		22-64	11-36	18-27	12	28	40	25	70	13	14	6	3	6	7	2		

Newsdays - 80		Record - 21														Technical Faults - 11		Shooting By Period	
NO. NAME	Min	FG		3P		Rebounds		Fouls		TPs		AS		Blocks		++			
		M/A	M/A	M/A	M/A	OR	DR	OR	DR	FF	PF	FT	AS	ST	BS			BA	
1 Bobby Robinson	F 26:44	4-5	0-0	0-3	2	6	8	3	3	8	3	1	0	0	0	0	13	3PT% 71-14	63.0%
10 Johnnie Rayes	C 15:15	0-1	0-0	0-0	0	0	0	0	0	0	0	0	0	0	0	0	FT% 3-6	50.0%	
2 Jalen Harris	G 25:50	6-15	1-5	11-14	2	7	9	3	7	24	2	1	2	0	1	0	2nd FT% 13-30	43.0%	
14 Lindsey Drew	G 32:19	3-9	1-2	0-2	2	6	8	3	7	4	4	4	3	2	1	7	3PT% 3-10	30.0%	
22 Jaz Johnson	G 34:44	5-11	3-6	3-6	0	2	2	2	5	16	1	3	0	0	0	0	FT% 29-34	54.2%	
27 Jaron Williams	G 27:50	6-8	3-5	0-0	0	0	0	0	0	0	0	0	0	0	0	0	FT% 27-58	46.0%	
42 K.J. Johns	L 17:13	0-3	0-0	0-2	2	3	5	1	1	2	1	2	0	2	1	4	3PT% 0-3	47.0%	
11 Kane Milling	L 21:17	1-2	1-2	0-0	0	0	0	0	4	0	3	0	0	0	0	1	FT% 16-30	53.3%	
15 Zane McKee	G 07:58	1-1	1-1	0-0	0	3	3	1	3	3	2	1	0	0	0	-5			
Dead Ball Rebounds: 3																			
Totals		27-58		19-21		16-30		9-34		43-25		18-15		6-3		7		Technical Faults - 11	

	UTA	Nevada			
Biggest lead	2 (1 <sup>st</sup> 14:29)	10 (1 <sup>st</sup> 2:16)	Points from	UTA	Nevada
Best Scoring Run	10 (1 <sup>st</sup> 14:29)	11 (1 <sup>st</sup> 2:16)	Turnovers	18	14
Lead Changes	14		Paint	18	26
Times Tied	2		Second Chance	7	4
Time with Lead	06:00	33:10	Fast Breaks	18	17
			Bench	30	24

	Period by Period Scoring		
	1st	2nd	TOT
UTA	35	38	73
Nevada	38	42	80

UTA took a 37-21 halftime lead before shooting 56.3 percent (18-32) from the field in the 2nd half to cruise to their sixth-straight victory to open a season.

The Mavericks commenced the 2nd half with three of their first four baskets coming off fast-break dunks, feeding energy into a full student section which set the stage for a final 20 minutes in which the hosts held the Comets – who entered ranked #11 in the Division-III National Poll – to just 36.4 percent (12-33) from the floor.

Seven different Mavericks made a 3-pointer on the night as UTA shot 40.5 percent from long distance, tying for the 3rd-most 3-pointers made in single-game program history by going 15-37 from behind the arc.

Jackson-Young's 19 points were a career high in a Maverick uniform as the senior forward shot 7-10 from the field, including 5-8 from long distance to go along with four rebounds and two assists.

Senior Jabari Narcis – in his second year with the Mavs – registered his first double-double effort as a UTA player with a team-high 16 points and a game-best 10 rebounds, in addition to blocking three shots. The 6-9 forward also established a career high in 3-pointers made by going 4-7 and finishing with a game-best +/- of +18.

UTA never trailed, and the game was tied on just one occasion, 12-12, as the Mavs led by double figures for the final 25 minutes on their way to a third-straight 2-0 start to a campaign.

In front of 3,722 fans and a packed, vocal student section, the Mavs dominated both sides of the ball from the opening tip, limiting Tulsa to just 30.6 percent from the floor (19-62) en route to their first-ever win (1-4) over the Hurricane. After a slow offensive 1st half for both sides, UTA finished the night connecting at 40 percent from the field (24-60).

The Mavs took care of the ball with just nine turnovers compared with 16 assists.

Facing the three-time defending Mountain West Conference Champions, UTA battled all night, but ultimately fell just short to Nevada.

Senior Radshad Davis recorded his first double-double in his second year with UTA with team highs of 14 points and 10 rebounds in just 19 minutes.

Despite shooting just 34.4 percent (22-64) from the floor against an at-large NCAA Tournament foe from a year ago, UTA held 2nd-half leads, but couldn't quite do enough to take control late. The Nevada lead was never more than nine at any point in the 2nd half, and for the majority of time hovered between 4-8 points most of the stanza.

Trailing by four, 77-73, with 30 seconds remaining, Davis pulled down a rebound off a missed Nevada free throw; however, a Wolf Pack player contested that effort – a foul potentially could have been called – and it resulted in Davis falling to the ground and being called for a travel. Unfortunately for the Mavs, that would be the last legit effort they had to complete the comeback.

LOSS, 67-47

UTA battled through its worst shooting night in program history Sunday to remain competitive throughout the contest before a 2nd-half push by #14 Oregon sent the Mavericks to a 67-47 defeat inside Matthew Knight Arena.

Despite that cold shooting, the Mavs trailed by single digits midway through the 2nd half and never by more than the final margin of 20 as UTA committed just six turnovers to keep itself in the matchup for the majority of the evening.

Oregon - 67		FG: 3-0										Shooting By Period										
NO. Name	Min	FG		3P		FT		Rebounds		Fouls		TP		AS		TS		Blocks		+/-		
		M/A	Pct	M/A	Pct	M/A	Pct	M/A	Pct	M/A	Pct	M/A	Pct	M/A	Pct	M/A	Pct	M/A	Pct	1st	2nd	
10 Shakrai Juston	F 18:30	2-8	25.0	1-1	100.0	2-2	100.0	1	3	5	0	1	1	0	0	0	0	0	0	0	0	0
33 Francis Okoro	F 21:27	1-2	50.0	1-2	50.0	2	4	6	3	3	1	0	0	1	0	0	0	0	0	0	0	
3 Payton Pritchard	G 31:31	10-13	76.9	2-6	33.3	8	8	8	2	2	24	3	3	0	0	0	0	0	0	0	0	
5 Chris Duarte	G 23:21	3-9	33.3	0-6	0.0	2	5	7	2	0	7	2	3	1	0	0	0	1	0	0	0	
22 Anthony Mathis	G 25:11	2-8	25.0	0-2	0.0	2	4	6	2	0	0	0	0	0	0	0	0	0	0	0	0	
0 Will Richardson	F 21:21	4-5	80.0	1-1	100.0	1	4	5	4	0	9	2	2	1	0	0	0	0	0	0	0	
14 C.J. Walker	F 21:30	0-2	0.0	0-1	0.0	0	8	8	0	1	0	0	0	0	0	0	1	1	0	0		
13 Chandler Lawson	F 18:33	2-4	50.0	0-0	0.0	2	2	1	1	4	0	0	0	0	0	2	0	0	0	0		
22 Andrew Patterson	F 18:35	2-4	50.0	1-2	50.0	0	3	1	1	1	0	0	0	0	0	1	0	0	0	0		
Team																						
<b>Totals</b>		27-59	45.3	8-20	40.0	5-8	62.5	38	46	16	8	67	10	4	5	2	5	20				

Technical Fouls: NONE

FT FG: 15-23 61.7%

3PT: 5-10 50.0%

FT%: 2-4 50.0%

2nd FG: 12-30 40.0%

3PT: 3-10 30.0%

FT%: 3-4 75.0%

GM FG: 27-59 45.8%

3PT: 8-20 40.0%

FT%: 8-8 100.0%

Dead Ball Rebounds: 4-1

@ #8 GONZAGA

1055, 72-66

Facing the #8 team in the nation on their home floor for the second-straight year, UTA came within two shots of potentially knocking off Gonzaga, but the Mavericks fell just short, 72-66.

Technical Fouls: Team 2nd 14-24															
Gonzaga - 72		Record: 50													
NO, Name	Min	FG		3P		FT		Rebounds	Fouls	TO	AS	TO ST	Blocks	+/-	
		M/A	Pct	M/A	Pct	M/A	Pct								
3 Filip Petrushev	18	12	34	0-1	4-5	1	2	3	1	3	1	0	0	0	+1
24 Corey Kispiert	17	36	63	1-8	1-6	0	1	2	4	3	1	1	0	0	24
33 Killian Tate	20	36	41	1-2	2-3	3	5	8	3	4	1	1	1	0	-2
1 Adam Golder	G	34	42	1-1	0-3	7-11	1	4	5	5	5	2	0	1	12
11 Jaden Smith	17	32	52	1-5	3-7	2	7	0	1	19	0	0	0	0	0
29 Drew Timme	19	59	36	1-4	1-2	3	7	10	0	2	0	2	0	1	17
22 Anton Watson	19	05	1	0-1	1-2	0	4	4	0	2	3	2	0	0	0
11 Joel Ayayi	12	53	04	0-2	0-0	0	3	3	2	0	0	0	2	0	1
Team Totals	25-64	5-22	17-30	12	33	45	13	20	72	10	6	7	1	5	8

Shooting By Period

1st	2nd	3rd	4th
3PT%	3-15	24.0%	
FT%	1-2	50.0%	
2nd FT%	13-29	44.8%	
3PT%	2-7	28.6%	
FT%	16-28	57.1%	
GM FT%	25-46	54.3%	
3PT%	5-22	22.7%	
FT%	12-30	40.0%	

Dead Ball Statistics: 2.8

Technical Fouls: NONE

ARKANSAS TECH

WIN, 85-68

Behind double-double performances from Brian Warren and Jabari Narcis, UTA registered a season-high point total en route to an 85-68 win over Arkansas Tech inside the College Park Center.

UTA led for 37 minutes and was never seriously threatened as the Mavericks snapped a three-game losing skid – all of which came on the road to NCAA Tournament teams from a year ago – by registering a season-best field-goal performance at 50.7 percent (34-67).

[illegible]

A 6-foot-9 forward, Narcis knocked down a career-tying five 3-pointers for the second-straight contest; as a team UTA went 7-19 (36.8 percent) from beyond the arc.



# SEASON BOX SCORES & RECAPS

## VS. FURMAN

LOSS, 58-51

Texas-Arlington 57 • 3-4, 0-0 SBC

#	Player	FG	FGA	FT	FTA	Rebounds	PF	TP	A	To	Blk	Stl	Min		
13	Narcis, Jabari	3-5	1-3	0-0	0-0	4	4	8	2	7	0	2	1	27	
22	Jackson-Young, TiAndre	3-8	0-5	1-2	1	1	1	2	1	7	1	2	0	1	27
43	Sparling, Coleman	3-7	1-1	0-0	0	1	3	4	3	6	1	1	1	2	28
00	Warren, Brian	6-13	1-1	0-0	0	4	4	3	1	18	2	0	0	7	31
04	Azore, David	5-9	2-2	0-0	0	5	5	1	12	4	3	0	0	0	34
01	Griffin, Sam	1-3	0-1	1-1	0	1	1	1	1	3	0	2	0	0	10
02	Phillips, Jordan	1-2	0-1	0-0	1	1	2	3	2	2	1	0	0	0	14
03	Nouhi, Ayoub	1-3	0-1	0-0	0	1	1	2	2	0	2	0	0	0	13
10	Davis, Radshad	0-2	0-0	0-0	0	2	2	1	0	0	1	0	0	0	13
14	Steelman, David	0-0	0-0	0-0	0	0	0	0	0	0	0	0	0	0	1
20	Elame, Nicolas	0-1	0-1	0-0	0	2	2	0	0	0	0	0	0	0	4
	Team	0													
Totals		23-53	4-16	7-8	7	26	33	15	57	9	16	2	5	200	

FG % 1st Half: 13-27 48.1% 2nd half: 10-26 38.5% Game: 23-53 43.4%  
3FG % 1st Half: 3-11 27.3% 2nd half: 1-5 20.0% Game: 4-16 25.0%  
FT % 1st Half: 2-3 66.7% 2nd half: 5-5 100.0% Game: 7-8 87.5%

Furman 58 • 7-1, 0-0 SoCon

#	Player	Total				3-Ptr		Rebounds						Min	
		FG	FGA	FT	FTA	Off	Def	TP	TP	A	To	Blk	Stl		
04	Noah Gurley	f	3-7	1-1	4-5	0	1	1	2	11	2	4	1	0	25
20	Jalen Slawson		0-1	0-1	0-0	0	3	3	2	0	0	6	0	0	13
45	Clay Mounce	f	6-14	1-6	1-3	4	8	12	2	14	1	3	1	3	38
00	Alex Hunter	f	4-9	3-8	0-0	1	3	4	1	11	3	1	0	0	36
23	Jordan Lyons		4-11	4-9	2-2	0	4	4	2	14	2	2	0	0	37
00	Tre Clark		1-3	0-0	0-0	2	1	3	2	2	0	1	1	1	26
03	Mike Bothwell		2-6	0-3	2-3	1	2	3	1	6	1	0	0	1	25
	Team					1	2	3							
	Totals		20-51	9-28	9-13	9	24	33	12	58	9	17	3	5	200

FG % 1st Half: 7-21 33.3% 2nd half: 13-30 43.3% Game: 20-51 39.2%  
3FG % 1st Half: 5-15 33.3% 2nd half: 4-13 30.8% Game: 9-28 32.1%  
FT % 1st Half: 3-4 75.0% 2nd half: 6-9 66.7% Game: 9-13 69.2%

Officials: Bill Covington Jr., Anthony Franklin, and Ty McNeill  
Technical fouls: Texas-Arlington-None. Furman-None  
Attendance: 0

Score by periods	1st	2nd	Total
Texas-Arlington	27	30	57
Furman	22	36	58

Points	In	Off	2nd	Fast	Bench
UTA	28	20	5	4	7
FUR	24	10	3	1	8

Last FG - UTA 2nd-04:44, FUR 2nd-09:04  
3FG % 1st Half: 3-10 30.0% 2nd half: 4-13 30.8% Game: 9-28 32.1%  
FT % 1st Half: 3-4 75.0% 2nd half: 6-9 66.7% Game: 9-13 69.2%  
Largest lead - UTA by 13 2nd-16:47, FUR by 3 1st-14:02  
UTA led for 29:13, FUR led for 01:24. Game was tied for 03:23.

## @ ELON

WIN, 77-67

UT Arlington 77 • 4-4

#	Player	Total		3-PrR		Rebounds		PF	TP	A	To	Blk	Stl	Min		
		FG	FGA	FT	FTA	Off	Def									
13	Narcis, Jabari	2	3	1	2	0	0	2	4	0	5	1	0	0	11	
22	Jackson-Young, TiAndre	3	5	1	2	0	1	0	4	1	7	0	2	0	2	18
43	Sparling, Coleman	1	2	0	0	0	0	2	2	1	0	0	0	0	0	19
00	Warren, Brian	1	4	0	3	4	5	0	2	2	6	4	2	0	0	26
04	Azore, David	4	12	1	3	2	2	0	4	3	11	3	2	0	1	36
01	Griffin, Sam	5	9	3	4	1	2	0	3	3	20	0	3	0	2	39
02	Phillips, Jordan	3	5	1	2	4	4	0	3	3	2	1	0	0	0	27
03	Nouhi, Ayoub	0	2	0	1	1	2	1	2	3	1	0	0	0	0	11
10	Davis, Radshad	4	8	0	2	1	3	1	3	4	1	9	0	0	0	12
20	Elame, Nicolas	2	4	1	1	0	0	2	2	4	1	5	1	1	1	16
	Team	3														
Totals		28-54	8-20	13-19	9	29	38	14	77	10	12	2	7	200		

FG % 1st Half: 12-24 50.0% 2nd half: 16-30 53.3% Game: 28-54 51.9%  
3FG % 1st Half: 3-10 30.0% 2nd half: 5-10 50.0% Game: 8-20 40.0%  
FT % 1st Half: 5-11 45.5% 2nd half: 8-8 100.0% Game: 13-19 68.4%

Elon 67 • 3-5

#	Player	FG	FGA	3-PT	FT	FTA	Rebounds	PF	TP	A	To	Blk	Stl	Min
01	Hannah, Chuck	1-1	0-0	0-0	1	2	0	2	1	2	0	0	0	17
33	Wright, Simon	3-7	1-2	3-4	2	3	5	1	10	2	1	0	1	34
00	McIntosh, Hunter	3-5	2-4	1-2	0	3	3	4	9	4	3	0	1	22
04	Sheffield II, Marcus	8-22	2-6	7-7	1	5	6	4	25	0	3	1	39	
14	Ervin, Zac	3-10	1-4	0-0	2	1	3	3	7	0	0	0	0	25
05	Poser, Federico	0-0	0-0	0-0	1	1	2	2	0	1	1	0	0	5
10	Wooten, Kris	3-6	3-6	0-0	1	1	1	1	5	1	0	0	0	27
21	Pack, Andy	0-2	0-2	0-0	0	0	0	1	0	0	0	0	0	8
25	Woods, Hunter	2-4	1-3	0-1	0	5	5	3	5	2	2	1	0	23
	Team						0	0						
Totals		23-57	10-27	11-14	7	20	27	19	67	11	12	3	3	200

FG % 1st Half: 11-29 37.9% 2nd half: 12-28 42.9% Game: 23-57 40.4%  
3FG % 1st Half: 6-14 42.9% 2nd half: 4-13 30.8% Game: 10-27 37.0%  
FT % 1st Half: 2-3 66.7% 2nd half: 9-11 81.8% Game: 11-14 78.6%

Officials: JW Lucas, Mike Palau, Tim Smith  
Technical fouls: UT Arlington-None. Elon-None.  
Attendance: 875

Score by periods	1st	2nd	Total
UT Arlington	32	45	77
Elon	30	37	67

Points	In	Off	2nd	Fast	Bench
UTA	28	16	15	6	48
ELON	18	8	3	1	34

Last FG - UTA 2nd-01:51, ELON 2nd-00:09  
3FG % 1st Half: 6-14 42.9% 2nd half: 4-13 30.8% Game: 10-27 37.0%  
FT % 1st Half: 2-3 66.7% 2nd half: 9-11 81.8% Game: 11-14 78.6%  
Largest lead - UTA by 13 2nd-01:51, ELON by 7 2nd-12:42  
UTA led for 35:15, ELON led for 09:35. Game was tied for 11:12.

## NORTH TEXAS

L, 77-66

North Texas -77

Record: 3-5

NO.	Name	Min	FG	SP	FT	Rebounds	Fouls	TP	AS	TO	ST	Blocks	BBS	+/-
						OR	DR							
23	Deng Guo	F 22:39	4-7	0-0	2-2	4	4	8	2	1	0	1	0	2
24	Zachary Simmons	F 31:34	5-8	0-0	0-0	7	3	10	2	5	12	1	0	3
0	James Reese	G 16:55	1-6	0-3	0-0	0	2	2	2	1	0	2	0	2
1	Umaja Gibson	G 32:42	7-12	2-4	2-2	1	3	4	2	4	18	2	4	2
3	Javon Hamlet	G 33:06	4-10	1-2	9-11	0	3	3	1	8	18	7	2	1
2	Roosevelt Smart	13:57	0-3	0-2	0-0	0	3	0	1	0	0	0	0	0
13	Thomas Bell	25:47	2-5	0-2	1-2	2	3	5	3	2	5	2	2	0
55	DJ Draper	23:20	4-6	4-6	0-0	0	1	1	4	0	12	0	1	0
Team		0												
Totals		27:54	7-19	16-23	14	24	38	17	23	77	14	13	5	6

Technical Fouls: Coach 2<sup>nd</sup> 11:55

Shooting By Period

1 <sup>st</sup>	FG%	9-29	31.0%
	3PT%	4-12	33.3%
	FT%	1-2	50%
2 <sup>nd</sup>	FG%	14-26	53.8%
	3PT%	4-10	40.0%
	FT%	11-15	73.3%
GM	FG%	23-55	41.8%
	3PT%	8-22	36.4%
	FT%	12-17	70.6%

Dead Ball Rebounds: 3-0

UT Arlington -66

Record: 4-6

NO.	Name	Min	FG	SP	FT	Rebounds	Fouls	TP	AS	TO	ST	Blocks	+/-	
13	Jabari Narcis	F 08:54	1-3	0-1	0-0	1	1	2	3	2	1	2	1	0
22	TiAndre Jackson-Young	F 22:02	3-6	2-4	1-2	0	2	2	1	1	9	1	0	1
43	Coleman Sparling	F 11:19	0-1	0-1	2-2	0	0	0	3	1	2	0	0	1
0	Brian Warren	F 15:14	4-6	0-0	0-0	0	2	2	2	3	18	1	5	1
4	David Azore	G 28:25	4-9	1-4	8-10	1	2	3	3	4	17	6	1	2
2	Jordan Phillips	20:29	1-6	0-2	1-2	2	1	3	1	2	3	0	2	0
1	Sam Griffin	16:03	2-5	0-0	0-0	0	0	0	0	2	0	4	0	0
3	Ayoub Nouhi	16:08	1-1	0-0	0-0	0	1	1	2	1	2	3	0	0
10	Radshad Davis	23:52	3-4	1-2	0-0	1	7	8	1	7	1	2	0	0
20	Nicolas Elame	18:51	1-4	0-2	0-1	1	0	1	1	2	1	2	1	1
Team		5												
Totals		23:55	8-22	12-17	11	17	28	23	66	15	13	7	4	6

Technical Fouls: NONE

	UNT	UTA
Biggest lead	20 (2 <sup>nd</sup> 15:37)	4 (1 <sup>st</sup> 18:15)
Best Scoring Run	10 (1 <sup>st</sup> 7:00)	9 (2 <sup>nd</sup> 6:09)
Lead Changes	1	
Times Tied	1	
Time with Lead	37:10	01:31

Period	1st	2nd	TOT
Points	35	42	77
Turnovers	10	18	
Fast Breaks	5	6	
Bench	17	18	

## SEASON BOX SCORES & RECAPS

### UC SANTA BARBARA

LOSS, 72-69

UC Santa Barbara - 72												
Record: 6-3												
NO. Name	Min	FG	3P	FT	Rebounds	Fouls	TP	AS	TO	ST	Blocks	+/-
		M/A	M/A	M/A	OR DR TOT	PF	FD				BS BA	
2 Matt Freeman	22:46	3-6	1-1	2-3	1 3 4	4	2	9	2	0	0	1 -3
12 Amadou Sow	F 26:35	8-10	3-3	4-5	1 5 6	1	3	23	0	0	2	2 0 13
3 Jaquon McLaughlin	G 36:50	5-11	3-7	9-10	0 5 5	3	7	22	3	1	3	0 0 0
4 Desean Ramsey	G 36:39	1-10	1-8	3-4	0 3 3	2	3	6	7	2	0	1 -1
11 Brandon Cynus	G 27:35	2-7	1-4	1-2	0 4 4	4	1	6	1	0	0	0 0 0
0 Sekou Touré	18:53	2-2	0-0	0-0	0 6 6	1	0	4	0	1	1	0 0 5
35 Robinson Isehn	13:25	1-3	0-0	0-0	3 1 4	1	0	2	1	1	0	1 -9
5 Jay Nagle	15:42	0-4	0-2	0-0	1 0 1	0	0	0	0	0	0	1 -2
1 Roberto Gitters	01:35	0-0	0-0	0-0	0 0 0	0	0	0	0	0	0	0 -5
Team					1 0 1							
Totals	22:53	9-25	19-24	7 27	34	16	16	72	13	11	8	3 1 -4

Shooting By Period			
1st	FG%	10-23	43.5%
	3PT%	4-11	36.4%
	FT%	5-7	71.4%
2nd	FG%	12-30	40.0%
	3PT%	5-14	35.7%
	FT%	14-17	82.4%
GM	FG%	22-53	41.5%
	3PT%	9-25	36.0%
	FT%	19-24	79.2%
Dead Ball Rebounds: 1			

Playing without two starters, already-shorthanded UTA battled back from a double-figure 2nd-half deficit to tie the game, but UC Santa Barbara ultimately claimed a 72-68 win in the Mavericks home non-conference finale.

Trailing by 10 midway through the 2nd half, UTA orchestrated an 8-0 run as part of a larger 19-9 stretch which turned a 50-40 deficit at the 11-minute mark into a 59-59 tie with four minutes left. True freshman Sam Griffin keyed the Mavs' spurt as the guard came off the bench and scored 14 of UTA's 17 points in one stretch on his way to finishing with a team-high 16 points.

However, UCSB had a response immediately after UTA tied the contest at 59-all, converting a traditional three-point play on its ensuing possession, and the Gauchos would have that lead the final four minutes on their way to a fifth-straight win.

UT Arlington - 68												
Record: 4-6												
NO. Name	Min	FG	3P	FT	Rebounds	Fouls	TP	AS	TO	ST	Blocks	+/-
		M/A	M/A	M/A	OR DR TOT	PF	FD				BS BA	
2 Jordan Phillips	F 28:22	5-10	1-3	3-6	2 5 7	2	3	14	1	2	2	1 0 -8
3 Ayoub Nuzhi	F 16:38	0-0	0-0	0-0	0 3 3	4	0	3	1	1	0	0 -6
13 Jabari Narcis	F 31:32	2-5	0-3	0-1	2 5 7	2	2	4	0	1	0	2 -3
0 Brian Warren	G 28:50	2-4	1-3	2-2	2 0 2	4	3	7	2	2	1	0 -6
4 David Azore	G 37:52	4-12	0-3	5-7	1 9 10	3	5	13	7	2	1	0 -8
10 Radnash Davis	21:44	2-12	2-3	0-0	2 3 5	0	1	12	2	0	1	0 1 5
1 Sam Griffin	20:46	5-12	3-7	3-4	0 2 2	0	2	16	0	2	0	0 0 5
20 Nicolas Elame	13:29	1-3	0-1	0-0	1 1 2	1	0	2	1	1	0	0 1 1
14 Davis Steelman	00:47	0-0	0-0	0-0	0 0 0	0	0	0	0	0	0	0 0 0
Team					1 0 1							
Totals	24:58	7-23	13-20	11 28	39	16	16	68	16	13	6	3 1 -4

Shooting By Period				
1st	FG%	11-24	45.8%	
	3PT%	2-7	28.6%	
	FT%	5-9	55.6%	
2nd	FG%	13-34	38.2%	
	3PT%	5-16	31.3%	
	FT%	8-11	72.7%	
3rd	FG%	24-58	41.4%	
	3PT%	7-23	30.4%	
	FT%	13-20	65.0%	
Dead Ball Rebounds: 3, 0				

USB UTA												
Biggest lead	10 (2 <sup>nd</sup> 15:21)	2 (1 <sup>st</sup> 9:25)	Points from Turnovers	15	11	Period by Period Scoring						
Best Scoring Run	9 (2 <sup>nd</sup> 9:13)	8 (2 <sup>nd</sup> 9:13)	Paint	22	28	1st	2nd	TOT				
Lead Changes	10	12	Second Chance	12	16	USB	29	43	72			
Times Tied	8	18	Fast Breaks	18	17	UTA	20	39	59			
Time with Lead	30:54	03:27	Bench	6	30	UTA	20	39	59			

### @ HOUSTON

LOSS, 71-63

UT Arlington - 63												
Record: 4-7												
NO. Name	Min	FG	3P	FT	Rebounds	Fouls	TP	AS	TO	ST	Blocks	+/-
		M/A	M/A	M/A	OR DR TOT	PF	FD				BS BA	
2 Jordan Phillips	F 35:03	1-7	0-2	3-4	1 3 4	2	4	5	0	1	1	0 -12
13 Jabari Narcis	F 23:49	3-8	2-6	2-2	3 1 4	3	1	10	2	1	0	0 -11
00 Brian Warren	G 29:31	6-19	5-10	6-8	0 2 2	3	5	27	2	0	0	1 -3
1 Sam Griffin	F 38:44	1-8	0-5	1-2	1 1 2	1	4	3	1	2	0	1 -7
4 David Azore	G 37:20	3-14	1-4	6-7	3 5 8	4	5	13	2	1	0	2 -7
10 Radnash Davis	12:07	1-1	0-0	0-0	3 0 3	3	4	2	2	1	0	0 -6
20 Nicolas Elame	17:56	0-1	0-0	1-2	0 2 2	2	1	1	1	0	0	1 -8
3 Ayoub Nuzhi	15:05	0-2	0-1	0-0	2 0 2	3	1	0	1	0	1	0 -5
33 McKade Marquis	00:25	0-0	0-0	0-0	0 0 0	0	0	0	0	0	0	0 -1
Team					3 3 6							
Totals	17:50	8-28	21-27	14 17	31	20	24	63	10	5	4	0 6 -8

Shooting By Period			
1st	FG%	10-25	40.0%
	3PT%	4-14	28.6%
	FT%	6-9	66.7%
2nd	FG%	7-35	20.0%
	3PT%	4-14	28.6%
	FT%	15-18	83.3%
GM	FG%	17-60	28.3%
	3PT%	8-28	28.6%
	FT%	21-27	77.8%
Dead Ball Rebounds: 1			

Wrapping up its challenging non-conference schedule, UTA once again put forth a tremendous effort but dropped a 71-63 decision at Houston.

Facing a preseason American Athletic Conference favorite on its home floor, UTA limited Houston – which throttled South Carolina by 20 the game before – to just 35.7 percent shooting in the 2nd half (10-28) to make the Cougars fight all night, but behind a +18 rebounding margin and a +14 edge in paint points, UH won its fourth in a row.

Warren poured in the most points any UTA player has scored this year with his game-best 27-point outing on 8-19 shooting, including a career-high-tying five 3-pointers and 6-8 from the free-throw line.

In his homecoming, Houston native David Azore reached double-figure points for the 10th-straight time with 13 while adding a team-best eight rebounds. Jabari Narcis rounded out the trio of double-figure scorers for the Mavs with 10, including his first 3-pointers since Thanksgiving Day.

UTA never trailed by more than 13 at any point in the game, but also never got its deficit below five in the 2nd half aside from a half-opening 3-pointer from Warren which put the Mavs down just three for 20 seconds.

### @ GEORGIA ST.

LOSS, 83-77

UT Arlington - 77												
Record: 4-8 (0-1)												
NO. Name	Min	FG	3P	FT	Rebounds	Fouls	TP	AS	TO	ST	Blocks	+/-
		M/A	M/A	M/A	OR DR TOT	PF	FD				BS BA	
10 Radnash Davis	F 29:31	2-8	0-3	2-2	1 4 5	4	2	6	1	2	0	1 2 -1
13 Jabari Narcis	F 16:09	2-4	0-4	0-0	0 7 7	1	0	0	1	1	0	1 -4
22 TiAndre Jackson-Young	F 31:00	5-10	3-7	3-3	1 4 5	2	3	16	1	2	1	0 0 2
0 Brian Warren	G 33:33	9-22	1-10	0-0	0 5 5	4	3	19	3	2	2	0 2 2
4 David Azore	G 34:13	6-11	3-4	8-8	0 3 3	4	6	23	4	6	0	1 2 -8
20 Nicolas Elame	15:06	0-1	0-1	2-2	0 4 4	5	2	0	2	0	0	0 -1
2 Jordan Phillips	18:21	2-6	1-3	0-0	1 1 2	1	0	5	1	2	1	0 -5
40 Coleman Sparing	09:48	0-0	0-0	2-2	0 1 1	2	2	0	0	1	0	0 -10
1 Sam Griffin	05:52	1-2	0-1	0-0	0 1 1	0	1	0	0	0	0	0 -8
3 Ayoub Nuzhi	07:28	1-1	0-0	0-0	1 0 1	2	0	2	0	3	0	0 -1
Team					4 0 4							
Totals	26:55	8-33	17-17	12 29	41	25	17	77	11	20	6	3 7 -6

Shooting By Period			
1st	FG%	10-30	33.3%
	3PT%	4-18	22.2%
	FT%	11-11	100%
2nd	FG%	16-35	45.7%
	3PT%	4-15	26.7%
	FT%	6-6	100%
3rd	FG%	26-65	40.0%
	3PT%	8-33	24.2%
	FT%	17-17	100.0%

Coming into the game as one of the best ball-protecting teams in the nation, UTA committed a season-high 20 turnovers, and despite a career-high 23 points from David Azore the Mavericks dropped their conference opener at Georgia State Thursday night, 83-77.

UTA entered the contest ranked 11th in the country by only committing an average of 10.8 turnovers, but gave the ball away four times more than its previous high this year. That led directly to 17 Georgia State points as the hosts won the rematch of each of the last two Sun Belt Tournament Final games.

A redshirt sophomore, Azore came into the night as UTA's leading scorer on the year at 12.6 per game, but shockingly hadn't led the Mavs in scoring in any game. That streak was emphatically broken on Thursday as the Houston native eclipsed the 20-point plateau for the first time in his career on 6-11 shooting and a perfect 8-8 from the free-throw line.

A short and quick 5-0 Panthers' run in a 30-second span at the mid-point of the 2nd half turned a 47-47 game into a 52-47 GSU lead with a little over 10 minutes remaining. UTA got the deficit down to just two, 54-52, a few minutes later, but that would be as close as the Mavericks would get as they dropped their fifth in a row to the Panthers, who have won the SBC Tournament three of the last four years.

Georgia St. - 83													Technical Fouls/Warren 23 12 34													
Record: 7-3 (1-0)																										
NO.	Name	Min	FG	3P	FT	Rebounds	Fouls	TP	AS	TO	ST	Blocks	+/-													
			M/A	M/A	M/A	OR DR TOT	PF	FD				BS BA														
25	Jalen Thomas	C 23:38	4-7	0-0	3-5	2 3 5	2	3	11	0	0	1	3 1 0													
1	Damon Wilson	G 32:29	7-14	2-5	6-8	0 6 6	2	6	22	2	4	2	0 0 4													
2	Justin Roberts	G 33:34	5-18	0-5	5-5	1 5 6	3	10	5	6	3	5	0 1 4													
11	Corey Allen	G 10:46	1-4	0-2	0-0	1 0 1	0	2	2	0	0	0	0 -6													
12	Kane Williams	G 32:45	4-12	1-2	8-12	3 6 9	3	6	17	5	3	1	1 1 2													
20	Josh Under	18:25	2-5	0-0	0-0	2 2 4	4	1	4	0	0	1	0 0 13													
2	Joe Jones III	07:35	1-1	0-0	1-2	1 1 2	2	0	3	0	0	0	0 0 2													
10	Nelson Phillips	25:39	3-4	2-3	1-2	0 1 1	1	2	9	0	3	0	0 -3													
14	Chris Clerkley	04:50	0-0	0-0	0-0	0 1 1	0	0	0	0	0	0	0 0 3													
0	Kavorite Ivery	09:10	0-1	0-1	0-0	0 0 0	1	1	0	0	0	1	0 0 7													
Team						4	2	3	1	1	0	0	0 0 0													
Totals			27:66	5-18	24:34	15	27	42	18	24	83	13	13 11 7 3 6													
													Technical Fouls/Wilson 23 12 34													



## SEASON BOX SCORES & RECAPS

@GEORGIA SOUTHERN

### 2018-19 SUN BELT STANDINGS

School	Sun Belt	Overall
1) Georgia State	13-5	24-10
<b>2) UT Arlington</b>	<b>12-6</b>	<b>17-16</b>
3) Georgia Southern	12-6	21-12
4) Texas State	12-6	24-10
5) Louisiana	10-8	19-13
6) Coastal Carolina	9-9	17-17
7) ULM	9-9	19-16
8) South Alabama	8-10	17-17
9) Arkansas State	7-11	13-19
10) Appalachian State	6-12	11-21
11) Troy	5-13	12-18
12) Little Rock	5-13	10-21

\* Seeding Based Off Tiebreakers



@ARKANSAS ST.



@LITTLE ROCK



## 2019-20 UTA OVERALL STATISTICS

### Game Records

Record	Overall	Home	Away	Neutral
ALL GAMES	4-8	3-2	1-5	0-1
CONFERENCE	0-1	0-0	0-1	0-0
NON-CONFERENCE	4-7	3-2	1-4	0-1

### Score by Periods

Team	1st	2nd	OT	TOT
UT Arlington	383	453	0	836
Opponents	368	456	0	824

### Team Box Score

No.	Player				Total		3-Point		F-Throw		Rebounds													
		GP-GS	MIN	AVG	FG-FGA	FG%	3FG-FGA	3FG%	FT-FTA	FT%	OFF	DEF	TOT	AVG	PF	DQ	A	TO	BLK	STL	PTS	AVG		
4	AZORE, David	12-12	367:57	30.7	45-106	.425	15-34	.441	57-67	.851	9	51	60	5.0	30	0	45	27	1	10	162	13.5		
0	WARREN, Brian	12-12	347:29	29.0	55-144	.382	15-61	.246	32-38	.842	5	29	34	2.8	34	0	43	21	1	11	157	13.1		
13	NARCIS, Jabari	12-12	248:17	20.7	34-72	.472	21-52	.404	11-17	.647	21	60	81	6.8	18	0	8	11	14	2	100	8.3		
2	PHILLIPS, Jordan	12-5	260:14	21.7	29-76	.382	8-27	.296	22-33	.667	14	29	43	3.6	16	0	9	15	2	7	88	7.3		
22	JACKSON-YOUNG, TiAndre	10-5	184:59	18.5	27-60	.450	13-41	.317	5-8	.625	10	24	34	3.4	12	0	7	9	6	7	72	7.2		
1	GRIFFIN, Sam	12-1	216:23	18.0	33-84	.393	14-46	.304	6-9	.667	1	13	14	1.2	13	0	11	11	0	9	86	7.2		
10	DAVIS, Radshad	12-1	204:04	17.0	32-74	.432	6-20	.300	7-11	.636	20	35	55	4.6	25	1	13	13	1	2	77	6.4		
3	NOUHI, Ayoub	12-4	188:17	15.7	13-36	.361	5-16	.313	7-10	.700	5	15	20	1.7	20	0	12	9	1	5	38	3.2		
23	MWAMBA, Patrick	5-0	72:43	14.5	5-17	.294	1-6	.167	4-6	.667	3	15	18	3.6	10	1	3	3	5	2	15	3.0		
43	SPARLING, Coleman	10-6	150:20	15.0	9-21	.429	2-8	.250	4-4	1.000	5	16	21	2.1	19	0	4	3	2	4	24	2.4		
20	ELAME, Nicolas	11-2	134:25	12.2	5-20	.250	1-7	.143	3-8	.375	5	13	18	1.6	14	1	11	11	2	3	14	1.3		
33	MARQUIS, McKade	3-0	09:05	3.0	1-4	.250	1-4	.250	0-0	.000	0	0	0	0.0	1	0	2	1	0	0	3	1.0		
14	STEELMAN, Davis	5-0	15:48	3.2	0-2	.000	0-2	.000	0-0	.000	1	0	1	0.2	2	0	1	0	0	0	0	0.0		
Team											24	23	47					4						
Total		12			288-716	.402	102-324	.315	158-211	.749	123	323	446	37.2	214	3	169	139	35	62	836	69.7		
Opponents		12			284-703	.404	92-275	.335	164-242	.678	131	336	467	38.9	198	-	139	153	44	57	824	68.7		

### Team Statistics

	UTA	OPP
<b>Scoring</b>	<b>836</b>	<b>824</b>
Points per game	69.7	68.7
Scoring margin	+1.0	-
<b>Field goals-att</b>	<b>288-716</b>	<b>284-703</b>
Field goal pct	.402	.404
<b>3 point fg-att</b>	<b>102-324</b>	<b>92-275</b>
3-point FG pct	.315	.335
3-pt FG made per game	8.5	7.7
<b>Free throws-att</b>	<b>158-211</b>	<b>164-242</b>
Free throw pct	.749	.678
F-Throws made per game	13.2	13.7
<b>Rebounds</b>	<b>446</b>	<b>467</b>
Rebounds per game	37.2	38.9
Rebounding margin	-1.7	-
<b>Assists</b>	<b>169</b>	<b>139</b>
Assists per game	14.1	11.6
<b>Turnovers</b>	<b>139</b>	<b>153</b>
Turnovers per game	11.6	12.8
Turnover margin	+1.2	-
Assist/turnover ratio	1.2	0.9
<b>Steals</b>	<b>62</b>	<b>57</b>
Steals per game	5.2	4.8
<b>Blocks</b>	<b>35</b>	<b>44</b>
Blocks per game	2.9	3.7
<b>Winning streak</b>	<b>0</b>	<b>-</b>
Home win streak	0	-
<b>Attendance</b>	<b>9762</b>	<b>28110</b>
Home games-Avg/Game	5-1952	6-4685
Neutral site-Avg/Game	-	1-0

### Team Results

Date	Opponent		Score	Att.
11/05/19	Texas-Dallas	W	84-50	1727
11/09/19	Tulsa	W	73-59	3722
11/12/19	at Nevada	L	73-80	7504
11/17/19	at Oregon	L	47-67	6017
11/19/19	at Gonzaga	L	66-72	6000
11/24/19	Arkansas Tech	W	85-68	1157
11/27/19	vs Furman	L	57-58	0
11/28/19	at Elon	W	77-67	875
12/02/19	North Texas	L	66-77	1764
12/07/19	UC Santa Barbara	L	68-72	1392
12/11/19	at Houston	L	63-71	6657
12/19/19	at Georgia St.	L	77-83	1057





## 2019-20 UTA SUN BELT CONFERENCE STATISTICS

### Game Records

Record	Overall	Home	Away	Neutral
ALL GAMES	0-1	0-0	0-1	0-0
CONFERENCE	0-1	0-0	0-1	0-0
NON-CONFERENCE	0-0	0-0	0-0	0-0

### Score by Periods

Team	1st	2nd	OT	TOT
UT Arlington	35	42	0	77
Opponents	33	50	0	83

### Team Box Score

No. Player					Total		3-Point		F-Throw		Rebounds													
		GP-GS	MIN	AVG	FG-FGA	FG%	3FG-FGA	3FG%	FT-FTA	FT%	OFF	DEF	TOT	AVG	PF	DQ	A	TO	BLK	STL	PTS	AVG		
4	AZORE, David	1-1	34:13	34.2	6-11	.545	3-4	.750	8-8	1.000	0	3	3	3.0	4	0	4	6	1	0	23	23.0		
0	WARREN, Brian	1-1	33:32	33.5	9-22	.409	1-10	.100	0-0	.000	0	5	5	5.0	4	0	3	2	0	2	19	19.0		
22	JACKSON-YOUNG, TiAndre	1-1	31:00	31.0	5-10	.500	3-7	.429	3-3	1.000	3	1	4	4.0	2	0	1	2	0	1	16	16.0		
10	DAVIS, Radshad	1-1	29:31	29.5	2-8	.250	0-3	.000	2-2	1.000	1	4	5	5.0	4	0	1	2	1	0	6	6.0		
2	PHILLIPS, Jordan	1-0	18:21	18.3	2-6	.333	1-3	.333	0-0	.000	1	1	2	2.0	1	0	1	2	0	1	5	5.0		
1	GRIFFIN, Sam	1-0	05:52	5.9	1-2	.500	0-1	.000	0-0	.000	0	1	1	1.0	0	0	0	0	0	0	2	2.0		
3	NOUHI, Ayoub	1-0	07:28	7.5	1-1	1.000	0-0	.000	0-0	.000	1	0	1	1.0	2	0	0	3	0	0	2	2.0		
43	SPARLING, Coleman	1-0	09:48	9.8	0-0	.000	0-0	.000	2-2	1.000	0	1	1	1.0	2	0	0	0	0	1	2	2.0		
20	ELAME, Nicolas	1-0	15:09	15.1	0-1	.000	0-1	.000	2-2	1.000	0	4	4	4.0	5	1	0	2	0	0	2	2.0		
13	NARCIS, Jabari	1-1	15:06	15.1	0-4	.000	0-4	.000	0-0	.000	0	7	7	7.0	1	0	1	1	1	1	0	0.0		
Team											6	2	8											
Total		1	200		26-65	.400	8-33	.242	17-17	1.000	12	29	41	41.0	25	1	11	20	3	6	77	77.0		
Opponents		1	200		27-66	.409	5-18	.278	24-34	.706	15	27	42	42.0	18	0	13	13	7	11	83	83.0		

### Team Statistics

	UTA	OPP
<b>Scoring</b>	<b>77</b>	<b>83</b>
Points per game	77.0	83.0
Scoring margin	-6.0	-
<b>Field goals-att</b>	<b>26-65</b>	<b>27-66</b>
Field goal pct	.400	.409
<b>3 point fg-att</b>	<b>8-33</b>	<b>5-18</b>
3-point FG pct	.242	.278
3-pt FG made per game	8.0	5.0
<b>Free throws-att</b>	<b>17-17</b>	<b>24-34</b>
Free throw pct	1.000	.706
F-Throws made per game	17.0	24.0
<b>Rebounds</b>	<b>41</b>	<b>42</b>
Rebounds per game	41.0	42.0
Rebounding margin	-1.0	-
<b>Assists</b>	<b>11</b>	<b>13</b>
Assists per game	11.0	13.0
<b>Turnovers</b>	<b>20</b>	<b>13</b>
Turnovers per game	20.0	13.0
Turnover margin	-7.0	-
Assist/turnover ratio	0.6	1.0
<b>Steals</b>	<b>6</b>	<b>11</b>
Steals per game	6.0	11.0
<b>Blocks</b>	<b>3</b>	<b>7</b>
Blocks per game	3.0	7.0
<b>Winning streak</b>	<b>0</b>	<b>-</b>
Home win streak	0	-
<b>Attendance</b>	<b>0</b>	<b>1057</b>
Home games-Avg/Game	0-0	1-1057
Neutral site-Avg/Game	-	0-0

### Team Results

Date	Opponent	Score	Att.
12/19/2019	at Georgia St.	L 77-83	1057

## 2019-20 UTA STARTING LINEUPS

DAY	OPPONENT	1	2	3	4	5	RECORD
11.5	UT Dallas	Warren	Phillips	Azore	Nouhi	Narcis	----
11.9	Tulsa	Warren	Phillips	Azore	Nouhi	Narcis	----
11.12	@ Nevada	Warren	Phillips	Azore	Nouhi	Narcis	2-1 (1)
11.17	@ #14 Oregon	Warren	Elame	Azore	Sparling	Narcis	----
11.19	@ #8 Gonzaga	Warren	Elame	Azore	Sparling	Narcis	0-2 (2)
11.24	Arkansas Tech	Warren	Jackson-Young	Azore	Sparling	Narcis	----
11.27	vs. Furman	Warren	Jackson-Young	Azore	Sparling	Narcis	----
11.28	@ Elon	Warren	Jackson-Young	Azore	Sparling	Narcis	----
12.2	North Texas	Warren	Jackson-Young	Azore	Sparling	Narcis	2-2 (3)
12.7	UC Santa Barbara	Warren	Phillips	Azore	Nouhi	Narcis	2-2 (1)
12.11	@ Houston	Warren	Griffin	Azore	Phillips	Narcis	0-1 (4)
12.19	@ Georgia State	Warren	Jackson-Young	Azore	Davis	Narcis	0-1 (5)
12.21	@ Georgia Southern						
1.2	@ Arkansas State						
1.4	@ Little Rock						
1.6	South Alabama						
1.9	Appalachian State						
1.11	Coastal Carolina						
1.16	@ Louisiana						
1.18	@ ULM						
1.25	@ Texas State						
1.30	Louisiana						
2.1	ULM						
2.6	@ Appalachian State						
2.8	@ Coastal Carolina						
2.13	Arkansas State						
2.15	Little Rock						
2.20	Georgia State						
2.22	Georgia Southern						
2.28	Texas State						
3.3	@ Troy						
3.7-15	Sun Belt Tournament						

## 2019-20 HALF COMPARISONS

### FOR UTA...

Most 1st-Half Points.....	43 vs. Arkansas Tech (Nov. 24)
Fewest 1st-Half Points.....	23 vs. North Texas (Dec. 2)
Most 2nd-Half Points .....	47 vs. UT Dallas (Nov. 5)
Fewest 2nd-Half Points .....	19 @ #14 Oregon (Nov. 17)
Largest Halftime Lead .....	16 (37-21) vs. Arkansas Tech (Nov. 24)
Largest Halftime Deficit.....	12 (35-23) vs. North Texas (Dec. 2)

### FOR OPPONENT...

Most 1st-Half Points.....	38, Nevada (Nov. 12)
Fewest 1st-Half Points.....	21, UT Dallas (Nov. 5)
Most 2nd-Half Points .....	50, Georgia State (Dec. 19)
Fewest 2nd-Half Points .....	29, UT Dallas (Nov. 5)





# GAME-BY-GAME VIA-OPPONENT COMPARISON

Opponent	1st	2nd	Score	Mar	Total FG	FG Pct	3-Pointers	3FG Pct	Free Throws	FT Pct	Rebounds	Assist	T/Over	Block	Steal	Fouls
TEXAS-DALLAS	37/21	47/29	84-50	+34	31-63/20-65	.492/.308	15-37/6-22	.405/.273	7-14/4-9	.500/.444	45/39 +6	25/8	10/13	6/0	7/4	13/11
TULSA	33/23	40/36	73-59	+14	24-60/19-62	.400/.306	9-34/5-22	.265/.227	16-17/16-23	.941/.696	42/41 +1	16/9	9/10	5/2	4/1	19/18
Nevada	35/38	38/42	73-80	(-7)	22-64/27-58	.344/.466	11-36/10-21	.306/.476	18-27/16-30	.667/.533	40/43 (-3)	13/18	14/16	3/6	6/5	25/22
Oregon	28/37	19/30	47-67	(-20)	15-64/27-59	.234/.458	6-30/8-20	.200/.400	11-16/5-8	.688/.625	36/46 (-10)	7/10	6/10	2/5	3/4	8/16
GONZAGA	27/28	39/44	66-72	(-6)	21-53/25-64	.396/.391	11-26/5-22	.423/.227	13-17/17-30	.765/.567	33/45 (-12)	13/10	10/6	5/1	4/7	21/13
ARKANSAS TECH	43/36	42/32	85-68	+17	34-67/22-58	.507/.379	7-19/10-31	.368/.323	10-12/14-15	.833/.933	40/30 +10	24/11	11/16	0/2	3/3	16/14
Furman	31/22	26/36	57-58	(-1)	23-53/20-51	.434/.392	4-16/9-28	.250/.321	7-8/9-13	.875/.692	33/33 -	9/9	16/17	2/3	5/5	15/12
Elon	32/30	45/37	77-67	+10	28-54/23-57	.519/.404	8-20/10-27	.400/.370	13-19/11-14	.684/.786	38/27 +11	10/11	12/12	2/3	7/3	14/19
NORTH TEXAS	23/35	43/42	66-77	(-11)	23-55/27-54	.418/.500	8-22/7-19	.364/.368	12-17/16-23	.706/.696	28/38 (-10)	15/14	13/13	4/6	7/5	23/17
UC SANTA BARBARA	29/29	39/43	68-72	(-4)	24-58/22-53	.414/.415	7-23/9-25	.304/.360	13-20/19-24	.650/.792	39/34 +5	16/13	13/11	3/3	6/8	17/16
Houston	30/36	33/35	63-71	(-8)	17-60/25-56	.283/.446	8-28/8-20	.286/.400	21-27/13-19	.778/.684	31/49 (-18)	10/13	5/16	0/6	4/1	21/24
Georgia State	35/33	42/50	77-83	(-6)	26-65/27-66	.400/.409	8-33/5-18	.242/.278	17-17/24-34	1.000/.706	41/42 (-1)	11/13	20/13	3/7	6/11	26/19

Note: Game totals are displayed in the format TEAM/OPPONENT for each category

## UTA GAME HIGHS

<b>POINTS</b>	85		Arkansas Tech (11/24/19)
	84		Texas-Dallas (11/05/19)
	77		at Georgia St. (12/19/19)
	77		at Elon (11/28/19)
	73		at Nevada (11/12/19)
	73		Tulsa (11/09/19)
<b>FIELD GOALS MADE</b>	34		Arkansas Tech (11/24/19)
	31		Texas-Dallas (11/05/19)
<b>FIELD GOAL ATTEMPTS</b>	67		Arkansas Tech (11/24/19)
	65		at Georgia St. (12/19/19)
<b>FIELD GOAL PERCENTAGE</b>	.519	(28-54)	at Elon (11/28/19)
	.507	(34-67)	Arkansas Tech (11/24/19)
<b>3 PT FG MADE</b>	15		Texas-Dallas (11/05/19)
	11		at Gonzaga (11/19/19)
	11		at Nevada (11/12/19)
<b>3 PT FG ATTEMPTS</b>	37		Texas-Dallas (11/05/19)
	36		at Nevada (11/12/19)
<b>3 PT FG PERCENTAGE</b>	.423	(11-26)	at Gonzaga (11/19/19)
	.405	(15-37)	Texas-Dallas (11/05/19)
<b>FREE THROWS MADE</b>	21		at Houston (12/11/19)
	18		at Nevada (11/12/19)
<b>FREE THROW ATTEMPTS</b>	27		at Houston (12/11/19)
	27		at Nevada (11/12/19)
<b>FREE THROW PERCENTAGE</b>	1.000	(17-17)	at Georgia St. (12/19/19)
	.941	(16-17)	Tulsa (11/09/19)
<b>REBOUNDS</b>	45		Texas-Dallas (11/05/19)
	42		Tulsa (11/09/19)
<b>ASSISTS</b>	25		Texas-Dallas (11/05/19)
	24		Arkansas Tech (11/24/19)
<b>STEALS</b>	7		North Texas (12/02/19)
	7		at Elon (11/28/19)
	7		Texas-Dallas (11/05/19)
<b>BLOCKED SHOTS</b>	6		Texas-Dallas (11/05/19)
	5		at Gonzaga (11/19/19)
	5		Tulsa (11/09/19)
<b>TURNOVERS</b>	20		at Georgia St. (12/19/19)
	16		vs Furman (11/27/19)
<b>FOULS</b>	25		at Georgia St. (12/19/19)
	25		at Nevada (11/12/19)



## UTA GAME LOGS

<b>POINTS</b>	47		at Oregon (11/17/19)
	57		vs Furman (11/27/19)
	63		at Houston (12/11/19)
	66		North Texas (12/02/19)
	66		at Gonzaga (11/19/19)
<b>FIELD GOALS MADE</b>	15		at Oregon (11/17/19)
	17		at Houston (12/11/19)
<b>FIELD GOAL ATTEMPTS</b>	53		vs Furman (11/27/19)
	53		at Gonzaga (11/19/19)
<b>FIELD GOAL PERCENTAGE</b>	.234	(15-64)	at Oregon (11/17/19)
	.283	(17-60)	at Houston (12/11/19)
<b>3 PT FG MADE</b>	4		vs Furman (11/27/19)
	6		at Oregon (11/17/19)
<b>3 PT FG ATTEMPTS</b>	16		vs Furman (11/27/19)
	19		Arkansas Tech (11/24/19)
<b>3 PT FG PERCENTAGE</b>	.200	(6-30)	at Oregon (11/17/19)
	.242	(8-33)	at Georgia St. (12/19/19)
<b>FREE THROWS MADE</b>	7		vs Furman (11/27/19)
	7		Texas-Dallas (11/05/19)
<b>FREE THROW ATTEMPTS</b>	8		vs Furman (11/27/19)
	12		Arkansas Tech (11/24/19)
<b>FREE THROW PERCENTAGE</b>	.500	(7-14)	Texas-Dallas (11/05/19)
	.650	(13-20)	UC Santa Barbara (12/07/19)
<b>REBOUNDS</b>	28		North Texas (12/02/19)
	31		at Houston (12/11/19)
<b>ASSISTS</b>	7		at Oregon (11/17/19)
	9		vs Furman (11/27/19)
<b>STEALS</b>	3		Arkansas Tech (11/24/19)
	3		at Oregon (11/17/19)
<b>BLOCKED SHOTS</b>	0		at Houston (12/11/19)
	0		Arkansas Tech (11/24/19)
<b>TURNOVERS</b>	5		at Houston (12/11/19)
	6		at Oregon (11/17/19)
<b>FOULS</b>	8		at Oregon (11/17/19)
	13		Texas-Dallas (11/05/19)

## OPPONENT GAME HIGHS

<b>POINTS</b>	83 80 77 72 72	at Georgia St. (12/19/19) at Nevada (11/12/19) North Texas (12/02/19) UC Santa Barbara (12/07/19) at Gonzaga (11/19/19)
<b>FIELD GOALS MADE</b>	27 27 27 27	at Georgia St. (12/19/19) North Texas (12/02/19) at Oregon (11/17/19) at Nevada (11/12/19)
<b>FIELD GOAL ATTEMPTS</b>	66 65	at Georgia St. (12/19/19) Texas-Dallas (11/05/19)
<b>FIELD GOAL PERCENTAGE</b>	.500 (27-54) .466 (27-58)	North Texas (12/02/19) at Nevada (11/12/19)
<b>3 PT FG MADE</b>	10 10 10	at Elon (11/28/19) Arkansas Tech (11/24/19) at Nevada (11/12/19)
<b>3 PT FG ATTEMPTS</b>	31 28	Arkansas Tech (11/24/19) vs Furman (11/27/19)
<b>3 PT FG PERCENTAGE</b>	.476 (10-21) .400 (8-20) .400 (8-20)	at Nevada (11/12/19) at Houston (12/11/19) at Oregon (11/17/19)
<b>FREE THROWS MADE</b>	24 19	at Georgia St. (12/19/19) UC Santa Barbara (12/07/19)
<b>FREE THROW ATTEMPTS</b>	34 30 30	at Georgia St. (12/19/19) at Gonzaga (11/19/19) at Nevada (11/12/19)
<b>FREE THROW PERCENTAGE</b>	.933 (14-15) .792 (19-24)	Arkansas Tech (11/24/19) UC Santa Barbara (12/07/19)
<b>REBOUNDS</b>	49 46	at Houston (12/11/19) at Oregon (11/17/19)
<b>ASSISTS</b>	18 14	at Nevada (11/12/19) North Texas (12/02/19)
<b>STEALS</b>	11 8	at Georgia St. (12/19/19) UC Santa Barbara (12/07/19)
<b>BLOCKED SHOTS</b>	7 6 6 6	at Georgia St. (12/19/19) at Houston (12/11/19) North Texas (12/02/19) at Nevada (11/12/19)
<b>TURNOVERS</b>	17 16 16 16	vs Furman (11/27/19) at Houston (12/11/19) Arkansas Tech (11/24/19) at Nevada (11/12/19)
<b>FOULS</b>	24 21	at Houston (12/11/19) at Nevada (11/12/19)



## OPPONENT GAME LOGS

<b>POINTS</b>	50		Texas-Dallas (11/05/19)
	58		vs Furman (11/27/19)
	59		Tulsa (11/09/19)
	67		at Elon (11/28/19)
	67		at Oregon (11/17/19)
<b>FIELD GOALS MADE</b>	19		Tulsa (11/09/19)
	20		vs Furman (11/27/19)
	20		Texas-Dallas (11/05/19)
<b>FIELD GOAL ATTEMPTS</b>	51		vs Furman (11/27/19)
	53		UC Santa Barbara (12/07/19)
<b>FIELD GOAL PERCENTAGE</b>	.306	(19-62)	Tulsa (11/09/19)
	.308	(20-65)	Texas-Dallas (11/05/19)
<b>3 PT FG MADE</b>	5		at Georgia St. (12/19/19)
	5		at Gonzaga (11/19/19)
	5		Tulsa (11/09/19)
<b>3 PT FG ATTEMPTS</b>	18		at Georgia St. (12/19/19)
	19		North Texas (12/02/19)
<b>3 PT FG PERCENTAGE</b>	.227	(5-22)	at Gonzaga (11/19/19)
	.227	(5-22)	Tulsa (11/09/19)
<b>FREE THROWS MADE</b>	4		Texas-Dallas (11/05/19)
	5		at Oregon (11/17/19)
<b>FREE THROW ATTEMPTS</b>	8		at Oregon (11/17/19)
	9		Texas-Dallas (11/05/19)
<b>FREE THROW PERCENTAGE</b>	.444	(4-9)	Texas-Dallas (11/05/19)
	.533	(16-30)	at Nevada (11/12/19)
<b>REBOUNDS</b>	27		at Elon (11/28/19)
	30		Arkansas Tech (11/24/19)
<b>ASSISTS</b>	8		Texas-Dallas (11/05/19)
	9		vs Furman (11/27/19)
	9		Tulsa (11/09/19)
<b>STEALS</b>	1		at Houston (12/11/19)
	1		Tulsa (11/09/19)
<b>BLOCKED SHOTS</b>	0		Texas-Dallas (11/05/19)
	1		at Gonzaga (11/19/19)
<b>TURNOVERS</b>	6		at Gonzaga (11/19/19)
	10		at Oregon (11/17/19)
	10		Tulsa (11/09/19)
<b>FOULS</b>	11		Texas-Dallas (11/05/19)
	12		vs Furman (11/27/19)

## UTA PLAYER GAME HIGHS

<b>POINTS</b>	27		Brian Warren - at Houston (12/11/19)
	23		David Azore - at Georgia St. (12/19/19)
	23		Jabari Narcis - Arkansas Tech (11/24/19)
	20		Sam Griffin - at Elon (11/28/19)
	19		Brian Warren - at Georgia St. (12/19/19)
	19		TiAndre Jackson-Young - Texas-Dallas (11/05/19)
<b>FIELD GOALS MADE</b>	9		Brian Warren - at Georgia St. (12/19/19)
	8		Brian Warren - at Houston (12/11/19)
	8		Sam Griffin - at Elon (11/28/19)
	8		Jabari Narcis - Arkansas Tech (11/24/19)
<b>FIELD GOAL ATTEMPTS</b>	22		Brian Warren - at Georgia St. (12/19/19)
	19		Brian Warren - at Houston (12/11/19)
<b>FIELD GOAL PERCENTAGE (min 5 made)</b>	1.000	(5-5)	Jabari Narcis - at Gonzaga (11/19/19)
	.889	(8-9)	Sam Griffin - at Elon (11/28/19)
<b>3 PT FG MADE</b>	5		Brian Warren - at Houston (12/11/19)
	5		Jabari Narcis - Arkansas Tech (11/24/19)
	5		Jabari Narcis - at Gonzaga (11/19/19)
	5		TiAndre Jackson-Young - Texas-Dallas (11/05/19)
<b>3 PT FG ATTEMPTS</b>	10		Brian Warren - at Georgia St. (12/19/19)
	10		Brian Warren - at Houston (12/11/19)
<b>3 PT FG PERCENTAGE (min 2 made)</b>	1.000	(5-5)	Jabari Narcis - at Gonzaga (11/19/19)
	1.000	(2-2)	David Azore - vs Furman (11/27/19)
	1.000	(2-2)	Radshad Davis - Texas-Dallas (11/05/19)
<b>FREE THROWS MADE</b>	8		David Azore - at Georgia St. (12/19/19)
	8		David Azore - North Texas (12/02/19)
<b>FREE THROW ATTEMPTS</b>	10		David Azore - North Texas (12/02/19)
	9		Jordan Phillips - Texas-Dallas (11/05/19)
<b>FREE THROW PERCENTAGE (min 3 made)</b>	1.000	(8-8)	David Azore - at Georgia St. (12/19/19)
	1.000	(6-6)	Brian Warren - Tulsa (11/09/19)
	1.000	(5-5)	Brian Warren - vs Furman (11/27/19)
	1.000	(4-4)	Jordan Phillips - at Elon (11/28/19)
	1.000	(4-4)	Brian Warren - at Gonzaga (11/19/19)
	1.000	(4-4)	David Azore - Tulsa (11/09/19)
	1.000	(3-3)	TiAndre Jackson-Young - at Georgia St. (12/19/19)
<b>REBOUNDS</b>	11		Jabari Narcis - Arkansas Tech (11/24/19)
	10		David Azore - UC Santa Barbara (12/07/19)
	10		Radshad Davis - at Nevada (11/12/19)
	10		Jabari Narcis - Tulsa (11/09/19)
<b>ASSISTS</b>	12		Brian Warren - Arkansas Tech (11/24/19)
	7		David Azore - UC Santa Barbara (12/07/19)
	7		Brian Warren - Texas-Dallas (11/05/19)
<b>STEALS</b>	2		Brian Warren - at Georgia St. (12/19/19)
	2		Sam Griffin - at Houston (12/11/19)
	2		Jordan Phillips - UC Santa Barbara (12/07/19)
	2		David Azore - North Texas (12/02/19)
	2		TiAndre Jackson-Young - at Elon (11/28/19)
	2		Sam Griffin - at Elon (11/28/19)
	2		Brian Warren - vs Furman (11/27/19)
	2		Coleman Sparling - vs Furman (11/27/19)
	2		Brian Warren - at Gonzaga (11/19/19)
	2		David Azore - at Nevada (11/12/19)
	2		David Azore - Tulsa (11/09/19)
<b>BLOCKED SHOTS</b>	3		Jabari Narcis - at Gonzaga (11/19/19)
	3		Jabari Narcis - Tulsa (11/09/19)
	3		TiAndre Jackson-Young - Texas-Dallas (11/05/19)





## OPPONENT PLAYER GAME HIGHS

<b>POINTS</b>	25		Nate Hinton - at Houston (12/11/19)
	25		Marcus Sheffield - at Elon (11/28/19)
	24		Payton Pritchard - at Oregon (11/17/19)
	24		Jalen Harris - at Nevada (11/12/19)
	23		Amadou Sow - UC Santa Barbara (12/07/19)
<b>FIELD GOALS MADE</b>	10		Payton Pritchard - at Oregon (11/17/19)
	9		Nate Hinton - at Houston (12/11/19)
<b>FIELD GOAL ATTEMPTS</b>	22		Marcus Sheffield - at Elon (11/28/19)
	18		Justin Roberts - at Georgia St. (12/19/19)
	18		Jalen Harris - at Nevada (11/12/19)
<b>FIELD GOAL PERCENTAGE (min 5 made)</b>	1.000	(5-5)	Zachary Simmons - North Texas (12/02/19)
	.800	(8-10)	Amadou Sow - UC Santa Barbara (12/07/19)
<b>3 PT FG MADE</b>	4		Nate Hinton - at Houston (12/11/19)
	4		DJ Draper - North Texas (12/02/19)
	4		Jordan Lyons - vs Furman (11/27/19)
<b>3 PT FG ATTEMPTS</b>	9		Jordan Lyons - vs Furman (11/27/19)
	8		Nate Hinton - at Houston (12/11/19)
	8		Devearl Ramsey - UC Santa Barbara (12/07/19)
	8		Alex Hunter - vs Furman (11/27/19)
<b>3 PT FG PERCENTAGE (min 2 made)</b>	1.000	(3-3)	Amadou Sow - UC Santa Barbara (12/07/19)
	.667	(4-6)	DJ Draper - North Texas (12/02/19)
	.667	(2-3)	Nelson Phillips - at Georgia St. (12/19/19)
	.667	(2-3)	Kavin Ezekwe - Texas-Dallas (11/05/19)
<b>FREE THROWS MADE</b>	11		Jalen Harris - at Nevada (11/12/19)
	9		Jaquori McLaughlin - UC Santa Barbara (12/07/19)
	9		Javion Hamlet - North Texas (12/02/19)
<b>FREE THROW ATTEMPTS</b>	14		Jalen Harris - at Nevada (11/12/19)
	12		Kane Williams - at Georgia St. (12/19/19)
<b>FREE THROW PERCENTAGE (min 3 made)</b>	1.000	(7-7)	Marcus Sheffield - at Elon (11/28/19)
	1.000	(5-5)	Justin Roberts - at Georgia St. (12/19/19)
	1.000	(5-5)	Dillon Gooding - Arkansas Tech (11/24/19)
	1.000	(4-4)	Darien Jackson - Tulsa (11/09/19)
	1.000	(3-3)	Nate Hinton - at Houston (12/11/19)
	1.000	(3-3)	Jeriah Horne - Tulsa (11/09/19)
<b>REBOUNDS</b>	12		Clay Mounce - vs Furman (11/27/19)
	10		Nate Hinton - at Houston (12/11/19)
	10		Zachary Simmons - North Texas (12/02/19)
	10		Drew Timme - at Gonzaga (11/19/19)
<b>ASSISTS</b>	7		Javion Hamlet - North Texas (12/02/19)
	6		Justin Roberts - at Georgia St. (12/19/19)
	6		Dejon Jarreau - at Houston (12/11/19)
	6		Devearl Ramsey - UC Santa Barbara (12/07/19)
<b>STEALS</b>	5		Justin Roberts - at Georgia St. (12/19/19)
	3		Jaquori McLaughlin - UC Santa Barbara (12/07/19)
	3		Clay Mounce - vs Furman (11/27/19)
	3		Lindsey Drew - at Nevada (11/12/19)
<b>BLOCKED SHOTS</b>	3		Jalen Thomas - at Georgia St. (12/19/19)
	3		Zachary Simmons - North Texas (12/02/19)
<b>TURNOVERS</b>	7		Devearl Ramsey - UC Santa Barbara (12/07/19)
	6		Jalen Slawson - vs Furman (11/27/19)



# SINGLE-GAME INDIVIDUAL PROGRAM RECORDS

## POINTS

Pts	Player	Opponent	Date
1. 44	Dink Ford	Texas Wesleyan	Dec. 29, 1964
2. 43	Steven Barber	at UTSA	Jan. 24, 2002
3. 41	Larry Moore	Centenary	Jan. 18, 1973
4. 39	Willie Brand	Prairie View A&M	Dec. 2, 1989
39	Jerry Janek	Texas Wesleyan	Dec. 29, 1962
6. 38	Erick Neal	Appalachian State	Feb. 1, 2018
38	Marquez Haynes	UTSA	Jan. 16, 2010
38	Steven Barber	Wichita State	Nov. 28, 2001
38	Mike Nau	Lamar	Feb. 14, 1967
10. 37	Erick Neal	Appalachian State	Mar. 9, 2018
37	Reger Dowell	Western Kentucky	Mar. 1, 2014
37	Leonard Wilson	ULM	Mar. 6, 1993
37	Eric Gore	North Texas	Feb. 25, 1991
37	Bruce Tibbetts	at McMurry	Jan. 30, 1965
15. 36	Marquez Haynes	vs. Texas A&M-Corpus Christi	Mar. 12, 2009
36	Keith Greene	McNeese State	Feb. 17, 2000
36	Sam Norton	at ULM	Mar. 5, 1984
36	Sam Norton	at Oral Roberts	Jan. 3, 1984
36	Eddie Stallings	Trinity	Feb. 1, 1969
36	Dink Ford	at Texas Wesleyan	Jan. 2, 1965
36	Bruce Tibbetts	at Texas Wesleyan	Jan. 2, 1965
36	John Reglin	at Texas Wesleyan	Jan. 25, 1964
23. 35	Erick Neal	at ULM	Feb. 15, 2018
35	Reger Dowell	Howard Payne	Nov. 13, 2014
35	Bobby Kenyon	Northwestern State	Feb. 27, 1992
35	Willie Brand	at Northwestern State	Feb. 16, 1991
35	Freddie Anderson	at North Texas	Jan. 14, 1976
35	Kenny Jenkins	at Denver	Jan. 10, 1976
35	Eddie Stallings	West Texas A&M	Jan. 2, 1969
35	Noel Roberts	Trinity	Jan. 5, 1963

## FIELD GOALS MADE

FG	Player	Opponent	Date
1. 20	Larry Moore	Centenary	Jan. 18, 1973
2. 16	Cal Tate	Texas Wesleyan	Feb. 15, 1978
16	Ronnie Marsh	at Abilene Christian	Jan. 22, 1973
16	Mike Nau	Lamar	Feb. 14, 1967
16	Noel Roberts	Trinity	Dec. 28, 1962
6. 15	Robert Taylor	Texas Wesleyan	Dec. 17, 1996
15	Bobby Kenyon	Huston-Tillotson	Nov. 29, 1990
15	Sam Norton	ULM	Feb. 25, 1984
15	Sam Norton	at Arkansas State	Jan. 28, 1984
15	Eddie Stallings	Trinity	Feb. 1, 1969
15	Bruce Tibbetts	at McMurry	Jan. 30, 1965
12. 14	Sam Norton	at Oral Roberts	Jan. 3, 1984
14	Cal Tate	Texas Wesleyan	Feb. 15, 1978
14	Freeman Sparks	at McNeese State	Feb. 23, 1976
14	Freddie Anderson	at Louisiana Tech	Feb. 2, 1976
14	Freddie Anderson	at North Texas	Jan. 14, 1976
14	Kenny Jenkins	at Denver	Jan. 10, 1976
14	David Payne	Houston	Feb. 26, 1970
14	Sherman Evans	Tennessee Tech	Dec. 15, 1968
14	Dink Ford	vs. Texas Wesleyan	Dec. 12, 1964

## FIELD GOAL ATTEMPTS

FGA	Player	Opponent	Date
1. 30	Mike Nau	Texas Wesleyan	Dec. 4, 1965
30	Noel Roberts	Trinity	Jan. 5, 1963
3. 29	Miles Robertson	Pepperdine	Dec. 9, 1977
29	Larry Moore	Centenary	Jan. 18, 1973
29	Sherman Evans	at Lamar	Feb. 16, 1970
6. 28	Eric Gore	University of Dallas	Dec. 8, 1990
28	Freddie Anderson	at Louisiana Tech	Feb. 2, 1976
8. 27	Marquez Haynes	North Texas	Nov. 18, 2009
27	Steven Barber	at Wichita State	Nov. 28, 2001
27	Robert Taylor	Texas Wesleyan	Dec. 17, 1996
27	Willie Brand	Sam Houston State	Jan. 11, 1990
27	Willie Brand	UTSA	Nov. 28, 1988
27	Sam Norton	at Oral Roberts	Jan. 3, 1984
14. 26	Cal Tate	Texas Wesleyan	Feb. 15, 1978
26	Ronnie Marsh	at Centenary	Feb. 5, 1973
26	Sherman Evans	Tennessee Tech	Dec. 15, 1969
26	Mike Nau	Lamar	Feb. 14, 1967

## FIELD GOAL PERCENTAGE (Min. 5 Made)

Pct. (FG-A)	Player	Opponent	Date
1. 1.000 (10-10)	Jermaine Griffin	at Lamar	Feb. 14, 2008
1.000 (10-10)	Ike Mitchell	at Lamar	Jan. 18, 1986
1.000 (10-10)	Albert Culton	vs. Valpariso	Jan. 10, 1981
1.000 (9-9)	Erick Neal	at Rice	Nov. 29, 2015
1.000 (9-9)	Roger Shute	at TAMU-Kingsville	Jan. 19, 1976
1.000 (7-7)	Jorge Bilbao	at Louisiana	Feb. 7, 2015
1.000 (7-7)	Jermaine Griffin	UT Tyler	Nov. 11, 2006
1.000 (7-7)	Steven Thomas	at New Mexico State	Nov. 26, 2004
1.000 (6-6)	Andres Ibarguen	vs. Georgia Southern	Mar. 16, 2019
1.000 (6-6)	Johnny Hamilton	Rice	Nov. 29, 2017
1.000 (6-6)	Jordan Reves	Houston Baptist	Jan. 5, 2011
1.000 (6-6)	Keith Howell	UT Permian Basin	Dec. 5, 2003
1.000 (6-6)	Donald Harris	at Baylor	Nov. 21, 2001
1.000 (5-5)	Link Kabadyundi	at Alabama	Nov. 21, 2017
1.000 (5-5)	Kennedy Eubanks	at Georgia Southern	Feb. 4, 2016
1.000 (5-5)	Anthony Walker	at South Alabama	Mar. 8, 2014
1.000 (5-5)	Anthony Walker	at Oklahoma	Dec. 17, 2013
1.000 (5-5)	Vincent Dillard	Samford	Nov. 12, 2013
1.000 (5-5)	Brandon Edwards	Central Arkansas	Feb. 7, 2011
1.000 (5-5)	Anthony Vereen	vs. Schreiner	Nov. 26, 2007
1.000 (5-5)	Jermaine Griffin	vs. UC Riverside	Nov. 12, 2007
1.000 (5-5)	Jermaine Griffin	San Diego	Dec. 4, 2004
1.000 (5-5)	Bill Washington	at Arkansas State	Dec. 6, 1997
1.000 (5-5)	Jesse Kemp	Lamar	Jan. 22, 1976

## 3-POINTERS MADE

No.	Player	Opponent	Date
1. 9	Erick Neal	at ULM	Feb. 15, 2018
9	Willie Brand	Northwestern State	Feb. 14, 1991
3. 8	Eric Gore	at Charleston Southern	Dec. 28, 1991
4. 7	Erick Neal	Georgia State	Feb. 24, 2018
7	Kevin Hervey	at Louisiana	Mar. 4, 2017
7	Jamel Outler	vs Houston Baptist	Nov. 22, 2014
7	Kevin Butler	at Idaho	Feb. 14, 2013
7	LaMarcus Reed III	at A&M-Corpus Christi	Mar. 2, 2011
7	Roge'r Guignard	at UTSA	Feb. 20, 2008
7	Roge'r Guignard	vs. Hardin-Simmons	Dec. 29, 2007
7	Brady Dawkins	at Nicholls	Feb. 23, 2006
7	Jabari Johnson	at ULM	Mar. 1, 2001
7	Jabari Johnson	McNeese State	Jan. 27, 2000
7	Ronald Smith	McNeese State	Feb. 13, 1993
7	Ronald Smith	Stephen F. Austin	Jan. 23, 1993
7	Darrell Harmon	UTSA	Jan. 2, 1992
7	Glover Cody	McNeese State	Feb. 21, 1991
7	Rodrick Ford	UT Pan American	Dec. 19, 1988
7	Rodrick Ford	at UT Pan American	Dec. 19, 1987

## 3-POINT ATTEMPTS

No.	Player	Opponent	Date
1. 17	Roge'r Guignard	at UTSA	Feb. 20, 2008
2. 16	Roge'r Guignard	at Texas Southern	Dec. 20, 2006
16	Robert Mays	Nicholls	Dec. 3, 1990
4. 15	Erick Neal	at South Alabama	Jan. 16, 2016
15	Reger Dowell	at Georgia State	Feb. 1, 2014
15	Jabari Johnson	McNeese State	Jan. 27, 2000
15	Leonard Wilson	at Northwestern State	Feb. 1, 1992
15	Bobby Kenyon	McNeese State	Feb. 21, 1991
15	Ronnie Pruitt	McNeese State	Feb. 21, 1991
10. 14	Erick Neal	at Georgia State	Jan. 25, 2018
14	Reger Dowell	Troy	Jan. 23, 2014
14	Ronald Smith	Stephen F. Austin	Jan. 23, 1993
14	Eric Gore	at Stephen F. Austin	Jan. 11, 1992
14	Eric Gore	at Charleston Southern	Dec. 28, 1991
14	Robert Mays	at New Mexico	Nov. 23, 1990
16. 13	Edric Dennis	at Coastal Carolina	Jan. 12, 2019
13	Kevin Hervey	Georgia State	Feb. 24, 2018
13	Brandon Long	at Houston Baptist	Nov. 29, 2008
13	Brandon Long	at Texas Southern	Dec. 20, 2006
13	Steven Barber	McNeese State	Jan. 27, 2000
13	Anthony Durham	McNeese State	Jan. 30, 1997
13	Willie Brand	Sam Houston State	Jan. 11, 1990
13	Willie Brand	UTSA	Nov. 28, 1988

## 3-POINT PERCENTAGE (Min. 5 Made)

Pct. (FG-A)	Player	Opponent	Date
1. 1.000 (7-7)	Kevin Butler	at Idaho	Feb. 14, 2013
1.000 (5-5)	Jabari Narcis	at #8 Gonzaga	Nov. 19, 2019
1.000 (5-5)	Scott Cross	UTSA	Feb. 14, 1998



# SINGLE-GAME INDIVIDUAL PROGRAM RECORDS

## FREE THROWS MADE

No.	Player	Opponent	Date
1. 20	Paul Renfro	Louisiana	Feb. 19, 1979
2. 19	Eddie Stallings	West Texas A&M	Jan. 2, 1969
3. 18	Dink Ford	TAMU-Commerce	Dec. 12, 1964
4. 17	Jerry Janek	Texas Wesleyan	Dec. 29, 1962
5. 16	Steven Thomas	San Diego	Dec. 4, 2004
16	Steven Thomas	at UTSA	Jan. 10, 2004
16	Dink Ford	vs. Texas Wesleyan	Dec. 29, 1964
16	Jerry Janek	vs. Texas Wesleyan	Dec. 29, 1962
9. 15	Edric Dennis	vs. Little Rock	Jan. 19, 2019
15	Roger Dowell	Western Kentucky	Mar. 1, 2014
15	Paul Renfro	McNeese State	Feb. 3, 1979
15	Harvey Harris	Lamar	Dec. 18, 1962
13. 14	Scott Cross	Air Force	Dec. 22, 1997
14	Eddie Stallings	at Texas Tech	Jan. 20, 1968
14	Dink Ford	Angelo State	Feb. 8, 1966
14	Jay Hawley	vs. Texas Wesleyan	Dec. 29, 1960
14	LaMarcus Reed	at UTSA	Mar. 3, 2012

## FREE THROW ATTEMPTS

No.	Player	Opponent	Date
1. 22	Eddie Stallings	West Texas A&M	Jan. 18, 1969
22	Steven Thomas	ULM	Jan. 22, 2005
3. 21	Jerry Janek	Texas Wesleyan	Dec. 29, 1962
4. 20	Glover Cody	at Georgia State	Dec. 15, 1990
20	Paul Renfro	Louisiana	Feb. 19, 1979
6. 19	Bruce Tibbetts	Austin College	Dec. 10, 1964
7. 18	Roger Dowell	Western Kentucky	Mar. 1, 2014
18	Steven Thomas	Northwestern State	Jan. 12, 2005
18	Steven Barber	at Sam Houston State	March 6, 2001
18	Dink Ford	vs. Texas Wesleyan	Dec. 29, 1964

## FREE THROW PERCENTAGE (Min. 10 Att.)

Pct. (FG-A)	Player	Opponent	Date
1. 1.000 (20-20)	Paul Renfro	at Louisiana	Feb. 19, 1979
1.000 (13-13)	Eddie Stallings	at Houston	Feb. 22, 1968
1.000 (12-12)	Jordan Reves	at McNeese State	Feb. 22, 2012
1.000 (12-12)	Derrick Obasohan	at Nicholls	Feb. 28, 2004
1.000 (12-12)	Brian Myers	at Northwestern State	Feb. 22, 1996
1.000 (12-12)	Paul Renfro	McNeese State	Jan. 28, 1980
1.000 (11-11)	Brandon Edwards	at South Alabama	Mar. 8, 2014
1.000 (11-11)	Rodrick Epps	at Texas State	Feb. 3, 2007
1.000 (11-11)	Keith Howell	at Northwestern State	Jan. 30, 2003
1.000 (11-11)	Melvin Polk	at TCU	Dec. 1, 1979
1.000 (11-11)	Paul Renfro	at Wichita State	Dec. 8, 1978
1.000 (11-11)	Mike Nau	vs. Austin College	Dec. 29, 1965
1.000 (10-10)	Rodrick Epps	at AMCC	Feb. 19, 2007
1.000 (10-10)	Reggie Brown	North Texas	Feb. 3, 1996
1.000 (10-10)	Keith Cornett	at Northwestern State	Feb. 4, 1995
1.000 (10-10)	Ricky Leggett	at Baylor	Dec. 16, 1980
1.000 (10-10)	Melvin Polk	at Baylor	Dec. 16, 1980

## REBOUNDS

No.	Player	Opponent	Date
1. 24	Albert Culton	vs. Northeastern	Jan. 9, 1981
2. 23	Bruce Tibbetts	Austin College	Dec. 10, 1964
23	Jerry Janek	vs. Texas Wesleyan	Dec. 29, 1962
4. 22	Jermaine Griffin	UT Permian Basin	Dec. 1, 2005
5. 21	Mike Nau	Texas Wesleyan	Dec. 4, 1965
21	Mike Nau	Austin College	Dec. 13, 1966
21	Bruce Tibbetts	at McMurry	Jan. 30, 1965
8. 20	Sam Norton	McNeese State	Feb. 11, 1984
20	Mike Nau	Lamar	Feb. 14, 1967
20	Sherman Evans	at Samford	Dec. 18, 1971
11. 19	Brandon Edwards	at Troy	Mar. 6, 2014
19	Johnny McDowell	Sam Houston State	Jan. 21, 1993
19	Donny Beachum	UT Pan American	Jan. 21, 2004
19	John Reglin	Lamar	Feb. 14, 1967
19	John Reglin	Lamar	Jan. 8, 1966
19	Sam Norton	ULM	Feb. 2, 1984
19	Sherman Evans	Arkansas	Dec. 13, 1970

## OFFENSIVE REBOUNDS (Since 1983-84)

No.	Player	Opponent	Date
1. 12	Johnny McDowell	UTSA	Jan. 2, 1992
12	Sam Norton	McNeese State	Feb. 11, 1984
3. 11	Eric Gore	University of Dallas	Dec. 8, 1990
11	Sam Norton	Louisiana Tech	Mar. 1, 1984
11	Sam Norton	at Oral Roberts	Jan. 3, 1984
6. 10	Eric Gore	at ULM	Feb. 16, 1991
10	Michael Beasley	Morehead State	Jan. 3, 1989
8. 9	Johnny Hamilton	vs. Georgia State	Mar. 1, 2018
9	Bill Washington	at Northwestern State	Feb. 18, 1999
9	Bill Washington	at UTSA	Jan. 10, 1998
9	Robert Taylor	Texas Wesleyan	Dec. 17, 1996
9	Johnny McDowell	Sul Ross State	Dec. 4, 1992
9	Johnny McDowell	at Northwestern State	Feb. 1, 1992
9	Leonard Wilson	Nicholls	Dec. 3, 1990
9	Bill Nygard	Huston-Tillotson	Nov. 29, 1990

## DEFENSIVE REBOUNDS (Since 1983-84)

No.	Player	Opponent	Date
1. 14	Jermaine Griffin	UT Permian Basin	Dec. 1, 2005
14	Robert Taylor	ULM	Feb. 27, 1997
14	Sam Norton	North Texas	Feb. 9, 1984
14	Sam Norton	ULM	Feb. 2, 1984
5. 13	David Azore	at Texas State	Feb. 2, 2019
13	Kevin Hervey	at UTRGV	Dec. 16, 2018
13	Kevin Hervey	South Alabama	Feb. 25, 2017
13	Mack Callier	at Sam Houston State	Feb. 17, 2003
13	David Allen	North Texas	Jan. 14, 1989
10. 12	Kevin Hervey	Appalachian State	Feb. 1, 2018
12	Kevin Hervey	at Loyola Marymount	Dec. 22, 2016
12	Larry Posey	UTSA	Feb. 15, 2007
12	Steven Thomas	at Stephen F. Austin	Jan. 26, 2006
12	Anthony Durham	Northwestern State	Mar. 1, 1997
12	Bill Washington	Jarvis Christian	Dec. 2, 1996
12	Johnny McDowell	Sam Houston State	Jan. 21, 1993
12	Johnny McDowell	at Nicholls	Jan. 16, 1993
12	Johnny McDowell	vs. Gonzaga	Dec. 11, 1992
19. 11	David Azore	at Appalachian State	Jan. 10, 2019
11	Johnny Hamilton	at Northern Iowa	Dec. 7, 2017
11	Kevin Hervey	at Grand Canyon	Nov. 20, 2014
11	Brandon Edwards	vs. ULM	Mar. 13, 2014
11	Brandon Edwards	at Troy	Mar. 6, 2014
11	Brandon Edwards	Samford	Nov. 12, 2013
11	LaMarcus Reed III	vs. Southeastern La	Feb. 19, 2011
11	Steven Thomas	SE Louisiana	Jan. 19, 2006
11	Steven Thomas	at South Florida	Dec. 29, 2004
11	Mack Callier	at Sam Houston State	Mar. 6, 2001
11	Mack Callier	Texas State	Feb. 12, 2001
11	Brian Myers	TAMU-Commerce	Dec. 11, 1993

## ASSISTS

No.	Player	Opponent	Date
1. 17	Jermaine Johnson	at Sam Houston State	Dec. 28, 1998
2. 16	Sean Miller	at Northwestern State	Feb. 19, 1994
3. 15	Erick Neal	at Niagara	Nov. 25, 2017
15	Glover Cody	North Texas	Feb. 15, 1992
15	Glover Cody	at Northwestern State	Feb. 14, 1991
15	Glover Cody	at Sam Houston State	Jan. 25, 1991
6. 13	Erick Neal	UT Dallas	Nov. 27, 2017
13	Erick Neal	at BYU	Mar. 15, 2017
13	Erick Neal	Louisiana	Jan. 23, 2017
13	Erick Neal	UT Dallas	Dec. 5, 2016
13	Glover Cody	at Iowa State	Dec. 10, 1991
13	Glover Cody	vs. Army	Nov. 24, 1990
13	Ronnell Peters	at ULM	Feb. 25, 1984
13	Ricky Leggett	at Denver	Dec. 12, 1978
13	Jesse Kemp	McNeese State	Feb. 28, 1977
13	David Payne	at UT Pan American	Jan. 18, 1971
13	David Payne	at Texas Wesleyan	Dec. 16, 1969



# SINGLE-GAME INDIVIDUAL PROGRAM RECORDS

## BLOCKED SHOTS

No.	Player	Opponent	Date
1. 9	Paul Renfro	Texas Wesleyan	Jan. 18, 1980
2. 8	Miles Robertson	Louisiana Tech	Mar. 1, 1979
3. 7	Johnny Hamilton	at Georgia State	Jan. 25, 2018
4. 6	Johnny Hamilton	Georgia Southern	Feb. 22, 2018
6	Brandon Williams	vs Howard Payne	Dec. 20, 2014
6	Jordan Reves	at San Jose State	Jan. 28, 2013
6	Jordan Reves	vs. Louisiana Tech	Jan. 5, 2013
6	Jermaine Griffin	at Western Illinois	Dec. 4, 2006
6	Miles Robertson	St. Edward's	Nov. 26, 1977
6	Trey Parker	Sam Houston State	Jan. 30, 2008
11. 5	Brandon Edwards	ULM	Jan. 9, 2014
5	Jermaine Griffin	at Texas State	Feb. 3, 2007
5	Jermaine Griffin	UT Tyler	Nov. 11, 2006
5	Roy Johnson	at Northwestern State	Feb. 26, 2004
5	Jermaine Johnson	at UTSA	Jan. 7, 1999
5	Johnny McDowell	McNeese State	Jan. 25, 1992
5	Ralph McPherson	Arkansas State	Feb. 16, 1981
5	Albert Culton	McNeese State	Feb. 7, 1981

## STEALS

No.	Player	Opponent	Date
1. 8	Bill Washington	McNeese State	Jan. 27, 2000
8	Leonard Wilson	Nicholls	Dec. 3, 1990
3. 7	Bill Washington	Stephen F. Austin	Feb. 11, 1999
7	Bill Washington	McMurry	Nov. 24, 1998
7	Glover Cody	at North Texas	Feb. 28, 1991
7	Rodrick Ford	US International	Feb. 5, 1987
7	Rodrick Ford	at Stephen F. Austin	Jan. 16, 1987
7	Ronnell Peters	Arkansas State	Feb. 1, 1986

## TURNOVERS

No.	Player	Opponent	Date
1. 12	Ricky Leggett	at Lamar	Mar. 4, 1978
2. 11	Erick Neal	at Georgia Southern	Jan. 27, 2018
11	Johnny Hill	at Georgia State	Jan. 15, 2015
11	Ronnie Marsh	at Hardin-Simmons	Feb. 2, 1974
5. 10	Lonnie McClanahan	at Texas State	Jan. 18, 2014
10	Josh Daniel	ULM	Mar. 7, 2003
10	Miles Robertson	at Lamar	Feb. 10, 1979
10	Ricky Leggett	at Baylor	Dec. 16, 1980
10	Greg Stuckey	at Lamar	Feb. 24, 1977

## MINUTES PLAYED (Since 1973-74)

No.	Player	Opponent	Date
1. 50	Jermaine Johnson	at Sam Houston State	Dec. 28, 1998
2. 49	Keith Howell	ULM	Mar. 7, 2003
49	Donald Harris	at Sam Houston State	Dec. 28, 1998
4. 47	Rickey Leggett	McNeese State	Jan. 28, 1980
47	Jeffrey Stewart	McNeese State	Jan. 28, 1980
47	Miles Robertson	at Pepperdine	Dec. 9, 1977
47	Cal Tate	at Pepperdine	Dec. 9, 1977
8. 46	Rodrick Epps	at TCU	Nov. 18, 2006
46	Larry Posey	at TCU	Nov. 18, 2006
46	Donald Harris	at Stephen F. Austin	Feb. 6, 1999
46	Bill Washington	at Stephen F. Austin	Feb. 6, 1999
12. 45	Jarrett Howell	at Sam Houston State	Mar. 7, 2006
45	Josh Daniel	ULM	Mar. 7, 2003
45	Keith Greene	at Stephen F. Austin	Feb. 6, 1999
45	Reggie Brown	Sam Houston State	Feb. 13, 1997
45	Doug Gann	vs. UNC Wilmington	Dec. 30, 1989
45	Danny Johnson	Texas Southern	Jan. 13, 1983
45	Ronny Newton	Louisiana Tech	Feb. 21, 1977
45	Greg Stuckey	Louisiana Tech	Feb. 21, 1977
45	Jesse Kemp	Louisiana Tech	Feb. 21, 1977
45	Darnell Johnson	Louisiana Tech	Feb. 21, 1977
45	Jesse Kemp	North Texas	Jan. 12, 1977

# SINGLE-GAME TEAM PROGRAM RECORDS

## POINTS

Total (Score)	Opponent	Date
1. 154 (154-85)	Huston-Tillotson	Nov. 29, 1990
2. 149 (149-86)	University of Dallas	Dec. 8, 1990
3. 138 (138-135, 3OT)	Lamar	Feb. 14, 1966
4. 130 (130-64)	Huston-Tillotson	Nov. 28, 1991
5. 126 (126-73)	Texas Wesleyan	Dec. 7, 1981
6. 124 (124-123, 3OT)	at Sam Houston State	Dec. 28, 1998
7. 121 (121-61)	Schreiner	Dec. 3, 1992
8. 118 (118-84)	at Texas State	Feb. 9, 1991
9. 117 (117-115)	Nicholls	Dec. 3, 1990
10. 116 (116-87)	St. Edward's	Nov. 26, 1977
11. 115 (115-109)	North Texas	Feb. 25, 1991
115 (115-100)	Texas Wesleyan	Jan. 2, 1965
13. 114 (114-78)	Texas Wesleyan	Dec. 17, 1968
14. 113 (113-81)	vs. San Francisco	Nov. 29, 1991
113 (113-104)	at Georgia State	Dec. 15, 1990
113 (113-85)	SE Louisiana	Dec. 1, 1990
113 (113-109, OT)	at Texas Wesleyan	Jan. 30, 1968
18. 111 (111-64)	Howard Payne	Nov. 13, 2013
111 (111-77)	McNeese State	Feb. 7, 1981
111 (111-92)	Abilene Christian	Jan. 31, 1970
111 (111-120)	Lamar	Feb. 6, 1968
22. 110 (110-103)	at Texas State	Feb. 3, 2007
110 (110-85)	Georgia State	Dec. 7, 1991
110 (110-92)	Texas Wesleyan	Jan. 8, 1987
110 (110-116)	at Sam Houston State	Dec. 11, 1967
110 (110-93)	Texas Wesleyan	Dec. 3, 1964
27. 109 (109-96)	Hardin-Simmons	Dec. 11, 1978
28. 108 (108-71)	Louisiana	Jan. 23, 2017
108 (108-84)	at Nicholls	Jan. 2, 1991
108 (108-103)	UT Pan American	Feb. 26, 1968
108 (108-116)	Angelo State	Dec. 21, 1967
108 (108-95)	Trinity	Jan. 10, 1966
33. 107 (107-65)	Texas A&M-Kingsville	Nov. 29, 1982
34. 106 (106-76)	Tarleton State	Nov. 29, 1986
106 (106-116)	at Drake	Dec. 22, 1979
106 (106-72)	Abilene Christian	Feb. 19, 1973
37. 105 (105-89)	at BYU	Mar. 15, 2017
105 (105-63)	Austin College	Jan. 30, 2007
105 (105-91)	Sul Ross State	Dec. 4, 1992
40. 104 (104-106)	Louisiana	Feb. 27, 1978
104 (104-100)	vs. Texas Wesleyan	Dec. 28, 1964
42. 103 (103-45)	Hardin-Simmons	Dec. 29, 2001
103 (103-88)	McNeese State	Feb. 20, 1992
103 (103-86)	Texas Wesleyan	Jan. 19, 1981
103 (103-115)	at Louisiana	Feb. 19, 1979
103 (103-70)	at Tarleton State	Feb. 1, 1966
103 (103-92)	Lamar	Feb. 27, 1965
48. 102 (102-72)	Texas Southern	Nov. 14, 2007
102 (102-108)	Denver	Dec. 12, 1977
102 (102-104, 2OT)	Texas Southern	Jan. 13, 1983
102 (102-90)	Texas Wesleyan	Dec. 4, 1965
102 (102-88)	at Texas Wesleyan	Jan. 25, 1964
53. 101 (101-85)	vs. Texas Wesleyan	Dec. 22, 2009
101 (101-123)	at Northwestern State	Feb. 19, 1994
101 (101-45)	Austin College	Dec. 3, 1991
101 (101-95)	Texas State	Jan. 12, 1991
101 (101-105, OT)	North Texas	Jan. 12, 1977
101 (101-110)	at North Texas	Jan. 14, 1976
101 (101-82)	UT Pan American	Jan. 21, 1971
101 (101-110)	Texas Wesleyan	Dec. 13, 1967
61. 100 (100-97, 2OT)	at UTSA	Jan. 17, 2009
100 (100-85)	McNeese State	Feb. 18, 1995
100 (100-97, 2OT)	TAMU-Commerce	Dec. 11, 1993
100 (100-78)	at Sam Houston State	Feb. 20, 1993
100 (100-90)	North Texas	Feb. 15, 1992
100 (100-79)	US International	Feb. 5, 1987
100 (100-87)	McNeese State	Mar. 3, 1981
100 (100-74)	Hardin-Simmons	Jan. 12, 1981
100 (100-85)	McNeese State	Feb. 3, 1979
100 (100-89)	at Angelo State	Jan. 1, 1970
100 (100-92)	West Texas A&M	Mar. 1, 1968

### In A Loss

111 (111-120)

Lamar

Feb. 6, 1968

## POINTS IN AN OVERTIME GAME

Total (Score)	Opponent	Date
1. 138 (138-135, 3OT)	Lamar	Feb. 14, 1966
2. 124 (124-123, 3OT)	at Sam Houston State	Dec. 28, 1998
3. 118 (118-117, 4OT)	Hardin-Simmons	Dec. 11, 1971
4. 113 (113-109, OT)	at Texas Wesleyan	Jan. 30, 1968
5. 102 (102-104, 2OT)	Texas Southern	Jan. 13, 1983
6. 101 (101-105, OT)	North Texas	Jan. 12, 1977
7. 100 (100-97, 2OT)	at UTSA	Jan. 17, 2009
100 (100-97, 2OT)	Texas A&M Commerce	Dec. 11, 1993

## POINTS AT HOME

Total (Score)	Opponent	Date
1. 154 (154-85)	Huston-Tillotson	Nov. 29, 1990
2. 149 (149-86)	University of Dallas	Dec. 8, 1990
3. 138 (138-135, 3OT)	Lamar	Feb. 14, 1966
4. 130 (130-64)	Huston-Tillotson	Nov. 28, 1991
5. 126 (126-73)	Texas Wesleyan	Dec. 7, 1981
6. 121 (121-61)	Schreiner	Dec. 3, 1992
7. 118 (118-117, 4OT)	Hardin-Simmons	Dec. 11, 1971
8. 117 (117-115)	Nicholls	Dec. 3, 1990
9. 116 (116-87)	St. Edward's	Nov. 26, 1977
10. 115 (115-100)	Texas Wesleyan	Jan. 2, 1965

### In Conference Play

117 (117-115) Nicholls Dec. 3, 1990

### vs. Non-Conference Opponent

154 (154-85) Huston-Tillotson Nov. 29, 1990

## POINTS ON THE ROAD

Total (Score)	Opponent	Date
1. 124 (124-123, 3OT)	at Sam Houston State	Dec. 28, 1998
2. 118 (118-84)	at Texas State	Feb. 9, 1991
3. 113 (113-104)	at Georgia State	Dec. 15, 1990
113 (113-109, OT)	at Texas Wesleyan	Jan. 30, 1968
5. 110 (110-103)	at Texas State	Feb. 3, 2007
110 (110-116)	at Sam Houston State	Dec. 11, 1967
7. 108 (108-84)	at Nicholls	Jan. 2, 1991
8. 106 (106-116)	at Drake	Dec. 22, 1979
9. 103 (103-72)	at SE Louisiana	Jan. 4, 1991
103 (103-115)	at Louisiana	Feb. 19, 1979
103 (103-70)	at Tarleton State	Feb. 1, 1966

## POINTS AT A NEUTRAL SITE

Total (Score)	Opponent	Date
1. 113 (113-81)	vs. San Francisco	Nov. 29, 1991
2. 104 (104-100)	vs. Texas Wesleyan	Dec. 28, 1964

## LARGEST COMBINED SCORE

Total (Score)	Opponent	Date
1. 273 (138-135, 3OT)	Lamar	Feb. 14, 1966
2. 247 (124-123, 3OT)	at Sam Houston State	Dec. 28, 1998
3. 239 (154-85)	Huston-Tillotson	Nov. 29, 1990
4. 235 (149-86)	University of Dallas	Dec. 8, 1990
235 (118-117, 4OT)	Hardin-Simmons	Dec. 11, 1971
6. 232 (117-115)	Nicholls	Dec. 3, 1990
7. 231 (111-120)	Lamar	Feb. 6, 1968
8. 226 (110-116)	at Sam Houston State	Dec. 11, 1967
9. 224 (101-123)	at Northwestern State	Feb. 19, 1994
224 (115-109)	North Texas	Feb. 25, 1991
224 (108-116)	Angelo State	Dec. 21, 1967

## POINTS IN A HALF

Total (Half)	Opponent	Date
1. 90 (2nd)	Huston-Tillotson	Nov. 29, 1990
2. 78 (1st)	University of Dallas	Dec. 8, 1990
3. 69 (2nd)	Nicholls	Jan. 24, 1998
4. 72 (2nd)	at Texas State	Feb. 9, 1991
5. 71 (2nd)	University of Dallas	Dec. 8, 1990
6. 70 (2nd)	at SE Louisiana	Jan. 4, 1991
7. 69 (2nd)	at Georgia State	Dec. 15, 1990
69 (1st)	Austin College	Dec. 13, 1966
9. 68 (2nd)	Louisiana	Jan. 23, 2017
68 (2nd)	at Nicholls	Jan. 2, 1991
11. 67 (2nd)	Texas Wesleyan	Dec. 7, 1981





## SINGLE-GAME TEAM PROGRAM RECORDS

### FIELD GOALS MADE

Total	Opponent	Date
1. 60	Huston-Tillotson	Nov. 29, 1990
2. 57	Lamar	Feb. 14, 1967
3. 53	University of Dallas	Dec. 8, 1990
53	Texas Wesleyan	Dec. 7, 1981
5. 50	Huston-Tillotson	Nov. 26, 1991
6. 47	St. Edward's	Nov. 26, 1977
47	at Texas Wesleyan	Jan. 30, 1968
8. 45	Schreiner	Dec. 3, 1992
45	Abilene Christian	Jan. 31, 1970
10. 44	Nicholls	Dec. 3, 1990
44	Tarleton State	Nov. 29, 1986
44	North Texas	Jan. 12, 1977
44	UT Pan American	Jan. 21, 1971
44	Texas Wesleyan	Dec. 17, 1968

### FIELD GOALS ATTEMPTED

Total	Opponent	Date
1. 122	Huston-Tillotson	Nov. 29, 1990
2. 105	at New Mexico	Nov. 23, 1990
3. 102	University of Dallas	Dec. 8, 1990
102	Nicholls	Dec. 3, 1990
5. 101	Hardin-Simmons	Dec. 11, 1971
6. 100	South Dakota State	Dec. 6, 1971
7. 98	North Texas	Jan. 12, 1977
8. 97	Lamar	Feb. 14, 1967
9. 95	Texas Wesleyan	Dec. 4, 1965
10. 94	at Denver	Jan. 8, 1975
94	Texas Wesleyan	Dec. 3, 1964

### FIELD GOAL PERCENTAGE (Min. 30 Made)

Pct. (FG-A)	Opponent	Date
1. .723 (34-47)	UT Tyler	Dec. 22, 2004
2. .680 (53-78)	Texas Wesleyan	Dec. 7, 1981
3. .667 (34-51)	Central Arkansas	Feb. 7, 2011
.667 (32-48)	vs. Valparaiso	Jan. 10, 1981
5. .660 (40-62)	at Texas Wesleyan	Jan. 2, 1965
6. .653 (32-49)	at ULM	Feb. 1, 2003
7. .642 (34-53)	vs. Georgia State	Dec. 22, 1984
8. .639 (39-61)	vs. Schreiner	Nov. 26, 2007
9. .635 (33-52)	at UTSA	Feb. 19, 1996
10. .630 (42-67)	Oklahoma State	Jan. 14, 1984
.630 (36-57)	Oral Roberts	Jan. 23, 1982

### 3-POINTERS MADE

Total	Opponent	Date
1. 17	Bradley	Dec. 8, 2015
2. 16	Texas State	Jan. 12, 1991
3. 15	UT Dallas	Nov. 5, 2019
15	at South Alabama	Feb. 28, 2019
15	at Arkansas State	Jan. 13, 2018
15	Coastal Carolina	Dec. 31, 2016
15	at Northwestern State	Jan. 6, 2000
15	at TCU	Dec. 19, 1999
15	UTSA	Jan. 2, 1992
15	at Northwestern State	Feb. 14, 1991
15	Huston-Tillotson	Nov. 29, 1990
12. 14	Georgia Southern	Jan. 2, 2016
14	UT Tyler	Nov. 16, 2010
14	McNeese State	Jan. 27, 2000
14	at Nicholls	Jan. 15, 2000
14	vs. San Francisco	Nov. 29, 1991
14	at SE Louisiana	Jan. 4, 1991

### 3-POINTERS ATTEMPTED

Total	Opponent	Date
1. 42	at South Alabama	Jan. 16, 2016
2. 40	at Northwestern State	Feb. 1, 1992
3. 39	McNeese State	Jan. 27, 2000
39	at ULM	Jan. 8, 2000
39	Nicholls	Dec. 3, 1990
6. 38	Little Rock	Jan. 23, 2016
38	Coastal Carolina	Dec. 31, 2016
38	at Texas Southern	Dec. 20, 2006
9. 37	UT Dallas	Nov. 5, 2019
37	at North Texas	Nov. 30, 2010
11. 36	at Nevada	Nov. 12, 2019
36	Rice	Nov. 29, 2017
36	McNeese State	Feb. 21, 1991
36	Huston-Tillotson	Nov. 29, 1990

### 3-POINT PERCENTAGE (Min. 10 Made)

Pct. (FG-A)	Opponent	Date
1. .706 (12-17)	McNeese State	Feb. 18, 1995
2. .700 (14-20)	at SE Louisiana	Jan. 4, 1991
3. .625 (10-16)	Appalachian State	Feb. 1, 2018
4. .619 (13-21)	Houston Baptist	Nov. 22, 2014
5. .577 (15-26)	at South Alabama	Feb. 28, 2019
6. .556 (15-27)	at Arkansas State	Jan. 13, 2018
7. .545 (12-22)	at Troy	Mar. 2, 2019
.545 (12-22)	at Georgia Southern	Feb. 20, 2017

### FREE THROWS MADE

Total	Opponent	Date
1. 42	Schreiner	Dec. 3, 1992
2. 41	Sam Houston State	Dec. 9, 1968
3. 38	San Diego	Dec. 4, 2004
4. 36	McNeese State	Feb. 3, 1979
36	Missouri-Rolla	Dec. 18, 1968
6. 35	Texas Lutheran	Nov. 12, 2010
35	at Texas State	Feb. 3, 2007
35	at Georgia State	Dec. 15, 1990
35	West Texas A&M	Jan. 2, 1969
35	at Texas Wesleyan	Jan. 2, 1965

### FREE THROW ATTEMPTS

Total	Opponent	Date
1. 60	Sam Houston State	Dec. 9, 1968
2. 54	McNeese State	Feb. 23, 1981
3. 52	North Texas	Feb. 25, 1991
4. 49	Hardin-Simmons	Dec. 11, 1971
5. 48	North Texas	Jan. 12, 1980
48	Missouri-Rolla	Dec. 18, 1968
7. 47	San Diego	Dec. 4, 2004
8. 46	Texas Lutheran	Nov. 12, 2010
46	at Texas State	Jan. 30, 2010
46	at Arkansas	Nov. 22, 1999
46	UTSA	Dec. 4, 1989
46	West Texas A&M	Jan. 2, 1969

### FREE THROW PERCENTAGE (Min. 20 Made)

Pct. (FT-A)	Opponent	Date
1. .964 (27-28)	at Houston	Feb. 22, 1968
2. .952 (20-21)	at Northwestern State	Mar. 8, 2005
3. .917 (33-36)	at Louisiana	Feb. 19, 1979
4. .875 (21-24)	at South Alabama	Jan. 16, 2016
5. .872 (34-39)	Little Rock	Jan. 19, 2019
6. .862 (25-29)	Texas State	Mar. 1, 2016
7. .857 (24-28)	UC Davis	Nov. 18, 2018

### REBOUNDS

Total	Opponent	Date
1. 80	Huston-Tillotson	Nov. 29, 1990
2. 72	Hardin-Simmons	Dec. 11, 1971
3. 67	at West Texas A&M	Feb. 2, 1970
67	Lamar	Feb. 14, 1967
67	at Trinity	Feb. 23, 1965
6. 66	Nicholls	Dec. 3, 1990
7. 65	Jarvis Christian	Dec. 2, 1996
8. 64	Schreiner	Dec. 3, 1992
64	US International	Feb. 5, 1987
64	vs. Austin College	Dec. 30, 1964

### REBOUND MARGIN

Margin	Opponent	Date
1. +36 (64-28)	Schreiner	Dec. 3, 1992
+36 (80-44)	Huston-Tillotson	Nov. 29, 1990
3. +35 (59-24)	Sul Ross State	Dec. 21, 2015
+35 (59-24)	Northwestern State	Feb. 27, 1992
5. +34 (65-31)	Jarvis Christian	Dec. 2, 1996
6. +32 (54-22)	at Nicholls	Dec. 22, 2001
7. +27 (51-24)	vs. Texas Southern	Nov. 14, 2007
8. +26 (44-18)	Nicholls	Feb. 15, 2003
9. +25 (52-27)	ULM	Jan. 19, 1991
+25 (59-34)	Lamar	Jan. 8, 1966
11. +24 (45-21)	at UTSA	Feb. 18, 2004
+24 (47-23)	vs. Alabama State	Nov. 18, 2002



# SINGLE-GAME TEAM PROGRAM RECORDS

## PERSONAL FOULS

Total	Opponent	Date
1. 42	Hardin-Simmons	Dec. 11, 1971
2. 40	at Arkansas State	Jan. 26, 1980
3. 39	at North Texas	Feb. 10, 1983
4. 37	McNeese State	Feb. 23, 1981
5. 36	North Texas	Nov. 18, 2009
36	at Sam Houston State	Dec. 28, 1998
7. 35	at Arkansas	Nov. 23, 2018
35	Arkansas State	Feb. 27, 2016
35	at Sam Houston State	Feb. 22, 2007
35	at Louisiana Tech	Jan. 27, 1979
35	at Denver	Jan. 10, 1976
35	at US International	Feb. 21, 1967

## ASSISTS

Total	Opponent	Date
1. 34	Georgia State	Dec. 7, 1991
2. 33	Huston-Tillotson	Nov. 26, 1991
3. 32	Lamar	Feb. 18, 1980
4. 31	Texas Wesleyan	Dec. 7, 1981
5. 30	at Sam Houston State	Feb. 20, 1993
30	Nicholls	Feb. 11, 1993
30	Lamar	Feb. 24, 1979
8. 29	at Northwestern State	Feb. 14, 1991
29	vs. Northwestern State	Mar. 8, 1988
29	North Texas	Feb. 7, 1987
29	Denver	Dec. 12, 1977

## TURNOVERS

Total	Opponent	Date
1. 38	at New Mexico State	Nov. 28, 1975
2. 36	at Houston Baptist	Jan. 9, 1978
36	at Lamar	Feb. 24, 1977
4. 34	UC San Diego	Jan. 4, 1978
34	at Pepperdine	Dec. 9, 1977
6. 33	at Nebraska	Dec. 21, 1992
33	at Lamar	Feb. 10, 1979
8. 32	at Nicholls	Jan. 6, 1994
32	at Hardin-Simmons	Feb. 2, 1974

## BLOCKS

Total	Opponent	Date
1. 10	Howard Payne	Dec. 20, 2014
10	Hardin-Simmons	Dec. 29, 2001
10	St. Edward's	Jan. 26, 1987

## STEALS

Total	Opponent	Date
1. 22	University of Dallas	Dec. 8, 1990
2. 21	Huston-Tillotson	Nov. 26, 1991
3. 19	St. Edward's	Dec. 4, 1978
19	Houston Baptist	Dec. 13, 2012
5. 18	Howard Payne	Nov. 13, 2013
18	at UTSA	Feb. 6, 1986
7. 17	Sul Ross State	Dec. 21, 2015
17	Houston Baptist	Jan. 25, 2010
17	SE Louisiana	Jan. 3, 1987
17	at Arkansas State	Jan. 26, 1981
17	Westmont	Dec. 1, 1980

## PLAYERS IN DOUBLE-FIGURE POINTS

Total	Opponent	Date
8	Texas Wesleyan	Dec. 7, 1981
7	Austin College	Jan. 30, 2007
7	at Sam Houston State	Dec. 28, 1998
7	Wayland Baptist	Dec. 1, 1971
6, 25x	Last Time: Akron	Mar. 20, 2017

## PLAYERS WITH DOUBLE-FIGURE REBOUNDS

Total	Opponent	Date
4	Huston-Tillotson	Nov. 29, 1990
4	at West Texas A&M	Feb. 2, 1970
3	Arkansas State	Jan. 21, 2016
3	at Texas Wesleyan	Dec. 11, 1980
3	Adams State	Dec. 19, 1974
3	Lamar	Feb. 26, 1972
3	Arkansas State	March 2, 1970
3	Lamar	Feb. 14, 1967
3	at Trinity	Feb. 23, 1965
3	Texas Wesleyan	Dec. 3, 1964
2, 78x	Last: Northern Iowa	Nov. 10, 2018

## PLAYERS WITH 20+ POINTS

Total	Opponent	Date
5	Huston-Tillotson	Nov. 29, 1990
4	North Texas	Feb. 25, 1991
4	University of Dallas	Dec. 8, 1990
3	at Sam Houston State	Jan. 28, 1998
3	at Sam Houston State	Feb. 20, 1993
3	North Texas	Feb. 15, 1992
3	at Sam Houston State	Jan. 9, 1992
3	Nicholls	Dec. 3, 1990
3	SE Louisiana	Dec. 1, 1990
3	at ULM	Mar. 4, 1989
3	Oklahoma State	Jan. 14, 1984
3	vs. Northeastern	Jan. 9, 1981
3	at Centenary	Jan. 5, 1981
3	McNeese State	Jan. 28, 1980
3	Texas A&M Kingsville	Feb. 7, 1976
3	Lamar	Feb. 14, 1967



# SINGLE-GAME TEAM PROGRAM RECORDS

## FEWEST POINTS

Total (Score)	Opponent	Date
1. 31 (31-36)	at SMU	Dec. 16, 1989
2. 35 (35-50)	Denver	Dec. 31, 2012
3. 41 (41-57)	at SE Louisiana	Jan. 8, 2005
4. 42 (42-41)	SE Louisiana	Nov. 30, 1983
5. 43 (43-51)	ULM	Feb. 27, 1997
43 (43-64)	East Texas Baptist	Dec. 6, 1962
43 (43-42)	vs. Oklahoma Baptist	Dec. 29, 1961
8. 44 (44-92)	at Kentucky	Nov. 25, 2014
44 (44-71)	at Stephen F. Austin	Jan. 24, 2004
44 (44-61)	Seattle	Jan. 17, 2013
44 (44-69)	at Oklahoma State	Dec. 19, 2013
12. 45 (45-65)	at Missouri	Dec. 4, 2018
45 (45-76)	at Texas	Nov. 7, 2002
45 (45-66)	at Texas State	Jan. 9, 1998

### In a Win

42 (42-41) SE Louisiana Nov. 30, 1983

### In Conference Play

35 (35-50) Denver (Western Athletic Conference) Dec. 31, 2012

### vs. Non-Conference Opponent

31 (31-36) at SMU Dec. 16, 1989

## FEWEST POINTS AT HOME

Total (Score)	Opponent	Date
1. 42 (42-41)	SE Louisiana	Nov. 30, 1983
2. 43 (43-51)	ULM	Feb. 27, 1997
43 (43-64)	East Texas Baptist	Dec. 6, 1962
4. 44 (44-61)	Seattle	Jan. 17, 2013
5. 46 (46-64)	Boise State	Jan. 2, 2013
46 (46-64)	Oklahoma Baptist	Dec. 5, 1961
7. 47 (47-55)	UT Pan American	Dec. 21, 1959
8. 48 (48-52)	ULM	Feb. 29, 1992
48 (48-49)	McNeese State	Feb. 12, 1983

## FEWEST POINTS ON THE ROAD

Total (Score)	Opponent	Date
1. 31 (31-36)	at SMU	Dec. 16, 1989
2. 41 (41-57)	at SE Louisiana	Jan. 8, 2005
3. 44 (44-69)	at Oklahoma State	Dec. 19, 2012
44 (44-71)	at Stephen F. Austin	Jan. 24, 2004
5. 45 (45-65)	at Missouri	Dec. 4, 2018
45 (45-76)	at Texas	Nov. 7, 2002
45 (45-66)	at Texas State	Jan. 9, 1998
8. 47 (47-67)	at #14 Oregon	Nov. 17, 2019
9. 48 (48-66)	at Nicholls	Jan. 8, 2011
10. 49 (49-76)	at SE Missouri State	Jan. 7, 1985
49 (49-81)	at Memphis	Dec. 4, 1968
12. 50 (50-47)	at Texas State	Feb. 27, 2003
50 (50-106)	at Creighton	Nov. 17, 2002
50 (50-70)	at Hardin-Simmons	Jan. 9, 1975
50 (50-65)	at ULM	Mar. 6, 1990
50 (50-64)	at Sam Houston State	Dec. 11, 1959

## FEWEST POINTS AT A NEUTRAL SITE

Total (Score)	Opponent	Date
43 (43-42)	vs. Oklahoma Baptist	Dec. 29, 1961
49 (49-61)	vs. UNC Greensboro	Nov. 15, 2005
49 (49-68)	vs. Trinity	Dec. 29, 1960
50 (50-81)	vs. McNeese State	March 5, 1997

## SMALLEST COMBINED SCORE

Total (Score)	Opponent	Date
1. 67 (31-36)	at SMU	Dec. 16, 1989
2. 83 (42-41)	SE Louisiana	Nov. 30, 1983
3. 85 (35-50)	Denver	Dec. 31, 2012
85 (43-42)	vs. Oklahoma Baptist	Dec. 29, 1961
5. 94 (43-51)	ULM	Feb. 27, 1997
6. 97 (48-49)	McNeese State	Feb. 12, 1983
7. 98 (41-57)	at SE Louisiana	Jan. 8, 2005
8. 100 (48-52)	ULM	Feb. 29, 1992
9. 102 (47-55)	UT Pan American	Dec. 21, 1959
10. 104 (56-48)	at Texas State	Jan. 18, 2014
11. 107 (43-64)	East Texas Baptist	Dec. 6, 1962
12. 108 (52-56)	at Little Rock	Feb. 14, 2019
13. 109 (54-55)	Troy	Jan. 31, 2015
14. 110 (45-65)	at Missouri	Dec. 4, 2018
110 (49-61)	vs. UNC Greensboro	Nov. 15, 2005
110 (46-64)	Oklahoma Baptist	Dec. 5, 1961

## FEWEST POINTS IN A HALF

Total (Half)	Opponent	Date
1. 8 (2nd)	at SMU	Dec. 16, 1989
2. 12 (1st)	at Kentucky	Nov. 25, 2014
3. 14 (1st)	Little Rock	Jan. 23, 2016
4. 15 (1st)	at Toledo	Dec. 29, 1989
5. 17 (1st)	Denver	Dec. 31, 2012
17 (1st)	at Oklahoma State	Dec. 17, 2012
17 (1st)	at Nicholls	Jan. 8, 2011
17 (1st)	at Stephen F. Austin	Jan. 27, 2007
17 (1st)	at New Mexico	Dec. 29, 2005
17 (1st)	vs. UNC Greensboro	Nov. 15, 2005
17 (1st)	at ULM	Jan. 23, 1997
17 (1st)	at Texas A&M Commerce	Dec. 10, 1962
13. 18 (1st)	Boise State	Jan. 2, 2013
18 (2nd)	Denver	Dec. 31, 2012
18 (1st)	New Mexico	Jan. 3, 2005
18 (1st)	at SE Louisiana	Nov. 30, 1983

## FEWEST FIELD GOALS MADE

Total	Opponent	Date
1. 12	at SMU	Dec. 16, 1989
2. 13	at SE Louisiana	Jan. 8, 2005
13	at Stephen F. Austin	Jan. 24, 2004
13	Denver	Dec. 31, 2012
5. 14	vs. UNC Greensboro	Nov. 15, 2005
14	at Memphis	Dec. 4, 1968
7. 15	at #14 Oregon	Nov. 17, 2019
15	at Stephen F. Austin	Feb. 24, 2005
15	at TCU	Nov. 22, 2003
15	Arkansas State	Jan. 6, 1968

## FEWEST FIELD GOALS ATTEMPTED

Total	Opponent	Date
1. 29	at Nicholls	Jan. 8, 2011
2. 31	Arkansas State	Jan. 6, 1968
3. 33	Midwestern State	Dec. 20, 1967
4. 35	at Houston Baptist	Jan. 18, 1982

## LOWEST FIELD GOAL % (Min. 50 Attempts)

Pct. (FG-A)	Opponent	Date
1. .234 (15-64)	at #14 Oregon	Nov. 17, 2019
2. .235 (12-51)	at Texas State	Jan. 9, 1999
3. .255 (14-55)	vs. UNC Greensboro	Nov. 15, 2005
4. .257 (18-70)	Montana	Dec. 28, 1996
5. .258 (16-62)	Seattle	Jan. 17, 2013
6. .268 (19-71)	at Gonzaga	Dec. 18, 2018
7. .270 (17-63)	at Kentucky	Nov. 25, 2014
8. .274 (17-62)	Sam Houston State	Jan. 11, 1990
9. .279 (17-61)	vs. McNeese State	Mar. 5, 1997
10. .282 (20-71)	at Oklahoma	Jan. 25, 1969

## FEWEST FREE THROWS MADE

Total	Opponent	Date
1. 0	at Hardin-Simmons	Jan. 9, 1975
2. 1	at Oklahoma State	Dec. 19, 2012
1	at Centenary	Feb. 5, 1973
1	vs. Georgia Southern	Dec. 29, 1972
5. 2, 12x	Last vs. Harvard	Dec. 28, 1998

## FEWEST FREE THROW ATTEMPTS

Total	Opponent	Date
1. 1	at Hardin-Simmons	Jan. 9, 1975
2. 2	McNeese State	Feb. 28, 1977
2	at Centenary	Feb. 5, 1973
4. 4, 9x	Last at Stony Brook	Dec. 23, 2000

## LOWEST FREE THROW % (Min. 10 Attempts)

Pct. (FT-A)	Opponent	Date
1. .182 (2-11)	vs. Alabama State	Dec. 22, 1995
2. .285 (4-14)	at Lamar	Mar. 5, 1985
3. .357 (5-14)	ULM	Jan. 16, 1999
.357 (5-14)	at Louisiana Tech	Feb. 9, 1981
5. .360 (9-25)	Northwestern State	Feb. 15, 1990
6. .364 (4-11)	at Missouri	Dec. 4, 2018

## FEWEST REBOUNDS

No.	Opponent	Date
1. 21	at Texas	Jan. 3, 2004
21	Sam Houston State	Mar. 2, 2000
21	vs. Valparaiso	Jan. 10, 1981
4. 22	at Nicholls	Jan. 8, 2011
22	at Stephen F. Austin	Jan. 27, 2007
22	at ULM	Feb. 5, 2004
22	at Samford	Nov. 27, 1999
22	Louisiana Tech	Feb. 26, 1981
9. 23, 4x	Last vs. Miami	Nov. 13, 2005



## ALL-TIME PROGRAM OVERTIME GAMES

Date	Opponent	W/L	Score	Date	Opponent	W/L	Score	Date	Opponent	W/L	Score
02-04-64	Arkansas State	L	76-82	02-10-83	at North Texas	L	98-105	03-07-03	ULM	W	** 85-84
02-16-65	Arkansas State	L	** 99-100	12-05-83	Missouri State	W	63-58	01-22-05	ULM	W	80-76
01-04-66	at Austin College	W	70-63	02-02-84	ULM	L	71-74	12-17-05	at San Diego	W	94-91
01-08-66	Lamar	L	** 91-93	02-09-85	ULM	W	75-74	03-07-06	at Sam Houston State#	L	** 84-86
02-14-67	Lamar	W	*** 138-135	11-29-85	Tarleton State	W	81-79	11-18-06	at TCU	L	** 89-97
01-20-68	at Texas Tech	L	83-93	01-03-86	at Florida Southern	L	79-81	01-11-07	at Nicholls	L	81-83
01-30-68	at Texas Wesleyan	W	113-109	01-21-86	at Hardin-Simmons	L	75-79	12-17-07	at TCU	L	74-77
02-02-70	West Texas A&M	W	88-84	02-21-87	at U.S. International	L	89-94	01-10-08	at Central Arkansas	L	68-70
12-11-71	Hardin-Simmons	W	**** 118-117	01-18-88	UTSA	L	72-79	01-17-09	at UTSA	W	** 100-97
01-10-72	at Butler	W	87-82	01-30-88	at Texas State	L	73-75	11-18-09	North Texas	L	** 99-101
02-26-72	Lamar	W	96-92	02-23-88	Hardin-Simmons	L	87-88	01-05-10	Utah Valley	W	90-85
12-23-72	Hardin-Simmons	W	81-76	12-30-89	vs. UNC Wilmington	L	64-66	02-03-10	Texas A&M-Corpus Christi	W	71-66
01-18-73	Centenary	W	74-72	12-11-92	vs. Gonzaga	W	** 95-87	02-16-11	Stephen F. Austin	W	66-65
02-15-73	West Texas A&M	W	** 87-85	12-11-93	TAMU-Commerce	W	** 100-97	02-19-11	at Southeastern Louisiana	W	68-66
01-11-75	at E. New Mexico	L	69-70	12-29-93	at Chaminade	L	91-92	02-26-11	at Northwestern State	L	71-78
01-10-76	at Denver	W	99-97	11-29-95	Grambling State	L	82-86	12-17-11	at Tulsa	L	75-80
01-12-77	North Texas	L	101-105	01-15-97	Texas State	W	66-63	12-21-13	CSU Bakersfield	W	79-75
02-21-77	Louisiana Tech	W	92-90	01-30-97	McNeese State	W	69-67	01-09-14	ULM	W	83-79
12-09-77	at Pepperdine	L	88-89	02-13-97	Sam Houston State	L	75-78	02-01-14	at Georgia State	L	91-101
02-04-78	Louisiana Tech	L	** 77-79	12-28-98	at Sam Houston State	W	*** 124-123	03-06-14	at Troy	W	** 87-86
01-12-80	North Texas	W	** 99-97	02-06-99	Stephen F. Austin	W	** 85-83	12-01-15	at Texas	L	73-80
01-28-80	McNeese State	L	** 97-98	11-22-99	at Arkansas	L	95-102	01-16-16	at South Alabama	L	85-88
02-11-80	at Louisiana	L	79-86	03-08-00	Northwestern State#	L	83-88	02-18-16	Louisiana	W	84-83
02-13-80	at McNeese State	W	71-69	01-27-01	Sam Houston State	W	94-86	02-10-18	Texas State	W	70-68
12-18-80	Centenary	W	81-78	02-10-01	UTSA	W	86-77	12-21-18	at Cal Poly	W	75-70
01-31-81	Lamar	L	84-89	03-07-01	at Sam Houston State#	L	** 98-103	2-2-19	at rv Texas State	W	** 84-77
02-20-82	at Arkansas State	W	60-58	12-20-01	at SE Louisiana	W	69-60	2-23-19	ULM	W	** 91-86
01-13-83	Texas Southern	L	** 102-104	01-02-02	Oral Roberts	W	83-77	* Indicates how many overtimes if more than one			
								# Southland Conference Tournament			

## PROGRAM MILESTONE VICTORIES

### Win 1 – UT Arlington 70, East Central Okla. 57 – 11/24/59

In their first game at the NCAA level, the Mavericks got 27 points from Ed Russell to defeat the Tigers.

### Win 50 – UT Arlington 82, Bishop College 78 – 12/30/65

The Mavericks defeated Bishop College in the third-place game of the Cotton Bowl Classic.

### Win 100 – UT Arlington 95, South Dakota State 81 – 12/6/71

Mark Burden scored 21 points and pulled down a then-record 17 rebounds. The win propelled UT Arlington to its most-ever victories in the SLC.

### Win 150 – UT Arlington 81, Houston Baptist 69 – 12/7/77

The victory ended the longest losing streak in UT Arlington history at 21 games.

### Win 200 – UT Arlington 93, Louisiana 83 – 2/21/81

Arguably the best Maverick squad ever, UT Arlington defeats a tough Ragin' Cajun side that propels the team to its first appearance in the NIT.

### Win 250 – UT Arlington 74, San Francisco 65 – 12/21/85

UT Arlington defeats the Dons in the consolation game of the Albertsons Classic in Boise, Idaho.

### Win 300 – UT Arlington 108, at Nicholls 84 – 1/2/91

Leonard Wilson scores 31 points and UT Arlington all-time leading scorer Willie Brand adds 22. The victory starts an eight-game winning streak for the Mavericks.

### Win 350 – UT Arlington 70, North Texas 68 – 1/15/94

Trailing by three points at halftime, the Mavericks rally to defeat the Mean Green. The victory snaps a six-game losing streak.

### Win 400 – UT Arlington 87, at Air Force 78 – 12/19/98

The Mavericks scored 52 points in the second half to erase a halftime deficit in Colorado Springs, Colo.

### Win 450 – UT Arlington 81, Texas Wesleyan 65 – 11/30/02

The victory is UT Arlington's ninth straight versus the crosstown-rival Rams.

### Win 500 – UT Arlington 87, UT Tyler 72 – 12/22/05

Brady Dawkins registers 15 points and seven assists in the victory over the Patriots.

### Win 550 – UT Arlington 75, Utah Valley 64 - 1/3/2009

The Mavs end a five-game skid against Utah Valley behind 17 points from Ryan Toolson

### Win 600 – UT Arlington 91, Lamar 82 - 1/14/2012

UTA wins its seventh in a row, on the way to a 16-game winning streak and 15-1 SLC record.

### Win 650 – UT Arlington 87, Houston Baptist 69 - 12/22/2014

Jamel Outler drained seven 3-point field goals to help the Mavs move to 3-1 on the season with a homecoming victory.

### Win 700 – UT Arlington 89, South Alabama 83 - 1/16/2017

The Mavs used a 16-point second half run then held off the Jaguars in Mobile, Ala.

### Win 750 – UT Arlington 67, Georgia Southern 58 - 3/16/2019

UTA closed the Sun Belt Tournament semifinal matchup on a 10-0 run after Georgia Southern took a 58-57 lead with 5 minutes remaining in regulation and advanced to the Sun Belt Tournament Final for the second-straight year.



**BRIAN WARREN**

5-9 | 170 | SR | G  
Indianapolis, Ind.



**SAM GRIFFIN**

6-3 | 175 | FR | G  
Miami, Fla.



**JORDAN PHILLIPS**

6-7 | 215 | SO | F  
Fort Worth, Texas



**AYOUB NOUHI**

A-ube NEW-he  
6-6 | 205 | SO | G/F  
Brussels, Belgium



**DAVID AZORE**

AYE-zore  
6-4 | 205 | R-SO | G  
Houston, Texas



**RADSHAD DAVIS**

ruh-SHAUHD  
6-2 | 205 | SR | F  
Nassau, Bahamas



**HUNTER LAVELLE**

luh-VELLE  
6-1 | 165 | FR | G  
Argyle, Texas



**JABARI NARCIS**

NAHR-sis  
6-9 | 240 | SR | F  
Chaguanas, Trinidad and Tobago



**DAVIS STEELMAN**

6-3 | 185 | JR | G  
Bedford, Texas



**NICOLAS ELAME**

uh-LALM-eh  
6-3 | 185 | FR | G  
Paris, France



**TRE JONES**

6-5 | 195 | FR | F  
Arlington, Texas



**TIANDRE JACKSON-YOUNG**

TEE-andre  
6-4 | 200 | SR | F  
Marshall, Texas



**PATRICK MWAMBA**

mm-WAMBA  
6-6 | 196 | SO | F  
Bukavu, Congo



**MCKADE MARQUIS**

MAR-quisse  
6-0 | 195 | R-FR | G  
Whitehouse, Texas



**COLEMAN SPARLING**

6-7 | 215 | R-JR | F  
Ellensburg, Wash.



**GRAYSON CARTER**

6-9 | 225 | SO | F  
Dallas, Texas



**CHRIS OGDEN**

HEAD COACH



**GREG YOUNG**

ASSOCIATE HEAD COACH



**RILEY DAVIS**

ASSISTANT COACH



**ROYCE JOHNSON**

ASSISTANT COACH



**PARKER EIDSON**

DIRECTOR OF  
OPERATIONS



**MATT MCGANN**

VIDEO COORDINATOR



**DOMINICK WALKER**

STRENGTH &  
CONDITIONING COACH



**CHRIS MARRS**

ATHLETIC TRAINER



**DERRICK OBASOHAN**

PLAYER DEVELOPMENT  
COORDINATOR



**MATT WINSBERG**

ANALYTICS  
COORDINATOR



**PETER CLARK**

OPERATIONS  
COORDINATOR