

# UT ARLINGTON MAVERICKS | 2019-20 MEN'S BASKETBALL INFOGRAPHIC GAME NOTES

Associate AD for Communications: Jason MacBain | Cell: 315.750.0236 | Email: jason.macbain@uta.edu | Twitter: @JaBain

## SCHEDULE / RESULTS

### NOVEMBER (4-4)

5 UT DALLAS (ESPN+) W, 84-50

9 TULSA (ESPN+) W, 73-59

NCAA 12 Nevada (MOUNTAIN WEST NETWORK) L, 80-73

NCAA 17 #14 Oregon<sup>1</sup> (PAC-12 NETWORK) L, 67-47

NCAA 19 #8 Gonzaga<sup>1</sup> (ROOT) L, 72-66

24 ARKANSAS TECH (ESPN+) W, 85-68

NIT 27 vs. Furman<sup>1</sup> L, 58-57

28 Elon<sup>1</sup> (FLOSPORTS) W, 77-67

### DECEMBER (0-2)

2 NORTH TEXAS (ESPN+) L, 77-66

7 UC SANTA BARBARA (ESPN+) L, 72-68

NCAA 11 Houston (ESPN3) 7 PM

NCAA 19 Georgia State\* (ESPN+) 6 PM

21 Georgia Southern\* (ESPN+) 12 PM

### JANUARY (0-0)

2 Arkansas State\* (ESPN+) 7 PM

4 Little Rock\* (ESPN+) 2 PM

6 SOUTH ALABAMA\* (ESPN+) 7 PM

9 APPALACHIAN STATE\* (ESPN+) 7 PM

CBI 11 COASTAL CAROLINA\* (ESPN+) 2 PM

16 Louisiana\* (ESPN+) 7 PM

CIT 18 ULM\* (ESPN+) 2 PM

CIT 25 Texas State\* (ESPN+) 4 PM

30 LOUISIANA\* (ESPN+) 7 PM

### FEBRUARY (0-0)

CIT 1 ULM\* (ESPN+) 2 PM

6 Appalachian State\* (ESPN+) 6 PM

CBI 8 Coastal Carolina\* (ESPN+) 1 PM

13 ARKANSAS STATE\* (ESPN+) 7 PM

15 LITTLE ROCK\* (ESPN+) 2 PM

NCAA 20 GEORGIA STATE\* (ESPN+) 7 PM

22 GEORGIA SOUTHERN\* (ESPN+) 2 PM

CIT 28 TEXAS STATE\* (ESPN2) 8 PM

### MARCH (0-0)

3 Troy\* (ESPN+) 6 PM

7 Sun Belt Tournament First Round<sup>1</sup> TBA

9 Sun Belt Tournament Second Round<sup>2</sup> TBA

11 Sun Belt Tournament Quarterfinals<sup>3</sup> TBA

14 Sun Belt Tournament Semifinals<sup>5</sup> (ESPN+) TBA

15 Sun Belt Tournament Final<sup>5</sup> (ESPN2) 1 PM

HOME GAME | All Times Central | <sup>1</sup>Battle 4 Atlantis (Mainland)

<sup>2</sup>Sun Belt Conference Game

<sup>4</sup>Campus Sites (#10 @ #7; #9 @ #8; #1-6 Receive Byes)

<sup>2</sup>Campus Sites (W @ #5; W @ #6; #1-4 Receive Byes)

<sup>3</sup>Campus Sites (W @ #3; W @ #4; #1-2 Receive Byes)

<sup>5</sup>New Orleans (Smoothie King Center)



@UTAMavsMBB  
4-6

## UT ARLINGTON vs. HOUSTON

Houston, TX | Fertitta Center (7,035)

Video: ESPN3 | David Saltzman | Stan Lewter

Radio: KTNO 620 AM | TuneIn App | Josh Sours

Live Statistics: SIDEARM

Series History: Houston Leads, 5-0

#MavUp | #SunBeltMBB

HC: Chris Ogden (21-22)

HC: Kelvin Sampson (621-324)



@UHCougarMBK  
5-2

UTA HAS PLAYED THE 32ND-HARDEST SCHEDULE IN THE NATION TO THIS POINT (KENPOM)

## STRENGTH IN NUMBERS

UTA has already had six different leading scorers in its 10 games. Incredibly, **David Azore** – UTA's leading scorer this year at 12.6 per game – has not yet led the Mavs in scoring in any game, despite registering a career-high 17 points against North Texas last Monday and being in double-figure scoring nine-straight games.

UTA is the only Sun Belt Conference school without a single player in the top 20 in the league in scoring and top 20 in minutes played (leader: Azore, 29.6). In another testament to the Mavs' depth, UTA has already had four different players record double-doubles this year (Jabari Narcis (2x), Brian Warren, Radshad Davis and Azore), and that is tied for the most of any Sun Belt team.

## PROBABLE STARTERS

0

### BRIAN WARREN (G)

Sr. | 5-9 | 170 | Indianapolis, IN  
11.1 PPG | 2.7 RPG | 3.8 APG

4 FGA vs. UCSB – Fewest w/ UTA (T-2nd Least Career)



2

### JORDAN PHILLIPS (F)

So. | 6-7 | 215 | Fort Worth, Texas  
7.8 PPG | 3.7 RPG | 0.8 APG

14 Points (10 In 1st Half) vs. UC Santa Barbara



3

### AYOUB NOUHI (G/F)

So. | 6-6 | 205 | Brussels, Belgium  
3.4 PPG | 1.9 RPG | 1.1 APG

Scoreless For The First Time This Year vs. UCSB



4

### DAVID AZORE (G)

R-So. | 6-4 | 205 | Houston, Texas  
12.6 PPG | 4.9 RPG | 3.9 APG

43-52 FTs (82.7%) To Start Year (81.5% Last Yr)



13

### JABARI NARCIS (F)

Sr. | 6-9 | 240 | Chaguanas, Trinidad  
9.0 PPG | 7.0 RPG | 1.3 BPG

Team Leader In 3-Pointers Made (19)



## KEY STORYLINE

4-1

UTA'S RECORD WHEN OUT-REBOUNDING

5-2

UH'S RECORD WHEN OUT-REBOUNDING

Houston has out-rebounded all seven of its opponents this year (5-2 record) and enters action boasting the nation's 2nd-best rebounding margin at +11.7. The Cougars also rank 9th nationally with 42.9 rebounds per game. On the other side, each of UTA's four wins this year have come when the Mavericks out-rebounded their opponent (4-1 overall record). That lone loss came on Saturday when the Mavs held a 39-34 edge on the glass against UC Santa Barbara.

## TWEETABLES

**1)** Houston and UTA have both lost to Oregon (UH: 78-66; UTA: 67-47). The Cougars also recently claimed a 68-60 home win over Texas State (picked 4th SBC; UTA: picked 2nd).

**2)** UTA ranks in the top 35 nationally in three different statistical categories: 27th – 3-point attempts (263); 28th – fewest turnovers per game (11.4); 32nd – assist-to-turnover ratio (1.3).

**3)** UTA's strength of schedule will go up after facing Houston as the Cougars rank 25th in KenPom. All but one of UTA's D-I opponents so far this year rank in the KenPom top 150 (info: page 4). UH will be UTA's fourth 2019 NCAA Tournament opponent.

**4)** UTA will once again be without Patrick Mwamba (broken right foot), while TiAndre Jackson-Young (broken nose/concussion) and Coleman Sparling (foot injury) are questionable. Combined, the three account for nearly 12 points and 10 rebounds/game.

Please refer to the University of Texas at Arlington as **UT Arlington**. UTA is acceptable on second reference. Using Texas-Arlington, UT-Arlington or any other form is incorrect.

## ABOUT THE UT ARLINGTON MAVERICKS

### GENERAL INFORMATION

Location..... Arlington, Texas  
Global Enrollment..... 61,000 (Global) 43,000 (Campus)  
Founded..... 1895  
Nickname..... Mavericks  
Home Court..... College Park Center  
Capacity..... 7,000  
President..... Dr. Vistasp Karbhari  
Director of Athletics..... Jim Baker

### COACHING STAFF

Head Coach..... Chris Ogden (Texas '04 / 2<sup>ND</sup> Year)  
Record At UTA..... 21-22  
Career Record..... Same  
Associate Head Coach..... Greg Young (Howard Payne '86 / 11<sup>TH</sup> Year)  
Assistant Coach..... Riley Davis (Texas '11 / 2<sup>ND</sup> Year)  
Assistant Coach..... Royce 'Snoop' Johnson (Thomas Edison '13 / 2<sup>ND</sup> Year)

### SUPPORT STAFF

Director Of Operations..... Parker Eidson (Tennessee '16 / 2<sup>ND</sup> Year)  
Video Coordinator..... Matt McGann (Oklahoma State '17 / 2<sup>ND</sup> Year)  
Strength Coach..... Dominick Walker (McMurry '13 / 2<sup>ND</sup> Year)  
Athletic Trainer..... Chris Marrs (Illinois College '14 / 2<sup>ND</sup> Year)  
Player Development Coordinator..... Derrick Obasohan (UTA '04 / 1<sup>ST</sup> Year)  
Analytics Coordinator..... Matthew Winsberg (LSU '17 / 1<sup>ST</sup> Year)  
Operations Coordinator..... Peter Clark (Weber State '18 / 1<sup>ST</sup> Year)  
Administrative Assistant..... Rachael Holmes (McMurry '13 / 2<sup>ND</sup> Year)

### HISTORY

First Year of Basketball..... 1959-60  
Total Years of Basketball..... 60  
All-Time Record..... 754-940  
Overall Record in College Park Center (2012-Present)..... 80-24

Years In Sun Belt Conference..... 6 (2013-Present)  
All-Time Sun Belt Record..... 68-44 (.607)  
Sun Belt Regular Season Championships..... 1 (2017)  
Sun Belt Tournament Championships..... 0

Years In Western Athletic Conference..... 1 (2012-13)  
All-Time WAC Record..... 11-7 (.611)  
WAC Regular Season Championships..... 0

Years In Southland Conference..... 48 (1964-2012)  
All-Time Southland Record..... 289-354 (.442)  
Southland Regular Season Championships..... 2 (2004, 2012)  
Southland Tournament Championships..... 1 (2008)

NCAA Tournament Appearances..... 1 (2008)  
Record In The NCAA Tournament..... 0-1  
NIT Appearances..... 3 (1981, 2012, 2017)  
Record In The NIT..... 2-3  
CIT Appearances..... 2 (2013, 2016)  
Record In The CIT..... 1-2


### 2018-19 REVIEW

Overall Record..... 17-16  
Sun Belt Record..... 12-6  
Sun Belt Finish..... T-2<sup>ND</sup>  
Sun Belt Tournament Finish..... Finals (Second-Straight Year)  
Home..... 9-5  
Away..... 7-10  
Neutral..... 1-1  
Postseason..... None

### ATHLETIC COMMUNICATIONS

Associate AD for Communications..... Jason MacBain  
Cell / Office Phone..... 315.750.0236 / 817.272.2239  
E-Mail..... jason.macbain@uta.edu  
Overnight/Shipping Address..... 601 Spaniolo Drive  
College Park Center, Ste. 1102-E, Arlington, TX 76019  
Website..... UTAMavs.com  
Twitter, Instagram & Facebook..... @UTAMavsMBB /UTAMavsMBB

## ABOUT THE MATCHUP



### SERIES HISTORY -- Houston Leads, 5-0

Date	Location	W/L	Score
2.22.68	Houston (UH #1)	L	75-130
2.8.69	Houston	L	65-82
12.4.69	Houston (UH #20)	L	70-88
2.26.70	Arlington (UH #15)	L	84-102
12.7.02	Houston	L	59-60

- Quentin Grimes leads a quartet of double-figure Houston scorers at 17.9 per game. Nate Hinton pulls down 9.1 rebounds, and Chris Harris Jr. ranks 20th nationally with 2.7 blocks per game.
- UH ranks 9th in the nation in fewest total turnovers (84), 17th in blocks per game (5.9) and 24th in points per game (82).
- Houston was tabbed as a preseason favorite along with Memphis in the American Athletic Conference Coaches Poll. The Cougars tied with the Tigers for the top spot with 117 points and received seven 1st-place votes – the most in the league.
- At the renovated Fertitta Center – which re-opened Dec. 1, 2018 – UH is 18-2; one of those losses came on Nov. 15 to BYU, 72-71.
- UH reached the Sweet Sixteen last year (33-4 record; NET: 6)

## LOOKED DOWN ON #8 GONZAGA


UTA led for 16 minutes and made #8 Gonzaga fight until the final buzzer on Nov. 19 in a six-point Bulldogs win, 72-66.

Gonzaga's fewest points in a home non-conference game since Dec. 10, 2016 (61 vs. Akron as part of a 61-43 win).



## 2018-19 SINGLE-SEASON RECORDS

In Chris Ogden's first season at the helm of the Mavericks in 2018-19, UTA secured several top-10 all-time single-season program marks.





## DECADE OF SUCCESS

UTA's first season of basketball took place in 1959-60, and since that opening year the Mavs have improved significantly in each of their six decades. Below are the average amount of wins each decade:

DECADE	AVG. WINS
60s →	8.4
70s →	9.2
80s →	11.1
90s →	13.0
00s →	15.1
10s →	19.5

The Mavs need at least 24 victories this year to average 20 wins per season this decade – by far the most in program history. UTA has posted seven 20-win seasons in its 60-year history, but five of those have come since 2007-08:

Year	Record	Postseason
2016-17	27-9	NIT
2015-16	24-11	CIT
2011-12	24-9	NIT
2017-18	21-13	----
2007-08	21-12	NCAA
1990-91	20-9	----
1980-81	20-8	NIT

## SUN BELT PRESEASON POLL & TEAMS

### 2019-20 SUN BELT PRESEASON POLL

RANK	SCHOOL	POINTS (1ST VOTES)
1	SOUTH ALABAMA	138 (8)
2	UT ARLINGTON	124 (2)
3	GEORGIA SOUTHERN	121 (1)
4	TEXAS STATE	110 (1)
5	LOUISIANA	92
6	GEORGIA STATE	76
7	COASTAL CAROLINA	75
8	ULM	72
9	APPALACHIAN STATE	40
10	ARKANSAS STATE	33
11	LITTLE ROCK	32
12	TROY	22

UTA was picked to finish 2nd-to-last (11th place) in the 2018-19 preseason poll, but finished in a tie for 2nd with a 12-6 Sun Belt record. That nine-spot improvement from preseason to final regular-season finish was tied for the best in the nation along with Siena.

After being named to the Sun Belt Third Team and Sun Belt All-Tournament Team in his initial season as a Maverick, senior **Brian Warren** has landed on the Preseason All-Sun Belt First Team. He led UTA in scoring (15.4), assists (3.6), steals (1.2) and minutes (29.8) last year.

### FIRST TEAM PICK



### Preseason All-Sun Belt First Team

Quan Jackson, Georgia Southern  
Josh Ajayi, South Alabama  
**Brian Warren, UT Arlington**  
Trhae Mitchell, South Alabama  
Nijal Pearson, Texas State

## AMONG THE SUN BELT CONFERENCE'S BEST

Over the last five seasons, UTA has the 2nd-best average RPI/NET among all Sun Belt teams:

Team	2014-15	2015-16	2016-17	2017-18	2018-19	Average
1) Georgia State	54	177	106	116	126	116
2) UT Arlington	180	107	40	112	160	120
3) Louisiana	123	145	114	65	194	128
4) Georgia Southern	111	244	144	143	128	154
5) ULM	125	104	294	224	145	178
6) Coastal Carolina			174	251	153	193 *
7) Texas State	233	241	172	247	139	206
8) Little Rock	276	42	241	308	237	221
9) Troy	312	295	150	197	259	243
10) Arkansas State	278	284	113	295	252	244
11) South Alabama	271	240	229	271	236	249
12) Appalachian State	243	262	295	250	215	253
Sun Belt Rank (Out Of 32)	19	17	13	20	17	17.2

\* Based On Three-Year Sun Belt Membership

2014-18 RPI Formula Was Utilized  
2018-19 NET Formula Was Utilized





## AMONG THE STATES BEST

1) Houston	108	35	
2) Texas Tech	100	47	
3) SMU	95	44	
Stephen F. Austin	95	46	
Baylor	95	50	
6) <b>UT ARLINGTON</b>	<b>93</b>	<b>55</b>	
7) Sam Houston State	86	60	
8) TCU	85	64	
9) Texas Southern	84	67	
10) Texas A&M	83	60	
11) Texas State	82	62	
12) Texas	79	67	
13) Texas A&M-CC	78	61	
14) Lamar	74	65	
15) Abilene Christian	73	62	
16) North Texas	65	78	
17) Rice	61	79	
Prairie View A&M	61	80	
19) UTEP	59	73	
UTSA	59	82	
21) UTRGV	57	84	
22) Houston Baptist	52	80	
23) Incarnate Word	45	82	

\* Records Entering Games On Dec. 9 \*

Over the last 4+ seasons (2015-16, 2016-17, 2017-18, 2018-19 and 2019-20), UTA owns the 6th-most wins of the 23 Division-I schools in the state of Texas.

## FORMER OLYMPIAN ON STAFF

The UTA coaching staff has a familiar face on it this season as **2004 alumnus Derrick Obasohan is in his first year as a Player Development Coordinator.**

A former UTA standout, professional player and Olympian, Obasohan scored 1,308 career points for the Mavericks from 2000-04 – which still ranks as the 7th-most in program history. Obasohan begins his coaching career after playing 14 years professionally in France, Spain and Turkey.

A former Olympian, **Obasohan was the starting shooting guard for Nigeria at the 2012 London Games.** He averaged 10.6 points and 3.2 rebounds over five Olympic contests, including a personal high of 18 points in the final Group A Preliminary Round matchup against France.

In 2001, Obasohan became first player in program history to be named the Southland Conference Freshman of the Year after averaging 8.8 points and 3.9 rebounds per game. He also garnered Southland Conference honors as a junior and senior.



## NON-CONFERENCE STRENGTH

After playing the 7th-hardest non-conference schedule in the nation last year, UTA once again faced a challenging gauntlet to prepare for the new, expanded 20-game Sun Belt slate. **All but one of UTA's nine D-I non-conference opponents (including Houston) are currently ranked in the top 150 of the KenPom:**

- #117: Tulsa
- #86: @ Nevada
- #14: @ Oregon
- #9: @ Gonzaga
- #73: vs. Furman
- #320: @ Elon
- #135: North Texas
- #150: UC Santa Barbara
- #25: @ Houston

Additionally, of UTA's nine non-conference games against D-I competition, here's the full breakdown:



## Other Former Olympians Currently On A D-I Men's Basketball Staff:

**Georgetown: Patrick Ewing | Head Coach**  
United States, 1984 (Los Angeles) & 1992 (Barcelona)

**Memphis: Penny Hardaway | Head Coach**  
United States, 1996 (Atlanta)

**Wake Forest: Danny Manning | Head Coach**  
United States, 1988 (Seoul)

**Nevada: Steve Alford | Head Coach**  
United States, 1984 (Los Angeles)

**Virginia: Kirk Penney | Director of Player Development**  
New Zealand, 2000 (Sydney) & 2004 (Athens)

**Monmouth: JR Reid | Assistant Coach**  
United States, 1988 (Seoul)

## KEY RULE CHANGES

Among a plethora of major rule changes for men's college basketball in 2019-20 are the following noteworthy items:

- 1) Increase the 3-point line to FIBA distance: 22 feet and 1 ¾ inches.
- 2) Reset the shot clock to 20 seconds on an offensive rebound in the front court.
- 3) Permit the head coach to call live-ball timeouts during the last two minutes of a game.
- 4) Basket interference/goaltending can be reviewed in the last two minutes of a game.



## QUALITY & QUANTITY

UTA has already had six different players score 17+ points in a game and has had six different leading scorers through its first 10 games of the year. Below is a list of those players, their respective season highs and how many times they have led UTA in scoring:

Jabari Narcis <sup>(3)</sup>	23
Sam Griffin <sup>(2)</sup>	20
TiAndre Jackson-Young <sup>(1)</sup>	19
Brian Warren <sup>(2)</sup>	18 <sup>(2x)</sup>
Jordan Phillips <sup>(1)</sup>	17
David Azore	17
Radshad Davis <sup>(1)</sup>	14



In his initial ranking earlier this summer, ESPN Bracketologist Joe Lunardi installed UTA as the Sun Belt favorites in 2019-20. Andy Katz from the NCAA also predicted UTA to make the NCAA Tournament.

## MAHOMES & MARQUIS

Kansas City Chiefs Quarterback and 2018 NFL MVP Patrick Mahomes was UTA redshirt freshman McKade Marquis's 6th-grade basketball coach. Mahomes and Marquis are both from Whitehouse, Texas, and when Mahomes was in 11th grade at Whitehouse High School, he served as Marquis's 'Boomtown' team coach. Marquis and Mahomes' younger brother, Jackson, are best friends.



## SCENIC SHOOTAROUND / WALK-THRU LOCATIONS

Under Chris Ogden, UTA has held gameday shootarounds/walk-thrus at several non-traditional locations:



Pismo Beach, CA || Dec. 21, 2018  
UTA 75 Cal Poly 70 <sup>(OT)</sup>



Myrtle Beach, SC || Jan. 12, 2019  
UTA 61 Coastal Carolina 58



New Orleans, LA || Mar. 17, 2019  
UTA 64 Georgia State 73 (SBC FINAL)

HOTEL ROOFTOP



Reno, NV || Nov. 12, 2019  
UTA 73 Nevada 80

CORNER OF ARLINGTON AVE



## T.J. FORD APPEARANCE



Former National Player of the Year T.J. Ford attended UTA's season opener this year. Ford was teammates with Chris Ogden at Texas for the two years he was with the Longhorns in 2001-02 and 2002-03. Ford and Ogden helped lead Texas to the Final Four in 2003 for the first time since 1947.

## FRIDAY NIGHT LIGHTS



For the first time in program history, UTA will have a regular season home game broadcast on national television as the Mavericks' 2019-20 home finale on Feb. 28 at the College Park Center against rival Texas State will be shown live on ESPN2.

## GRAND'S ALL (MOSTLY) HERE

After having the least amount of returning points in the nation last year (3.2 percent; 87 of 2,640), UTA returns 67 percent (1,527 of 2,284) of its scoring this season. UTA returns all five starters from last season (same starting lineup for the final six games in 2018-19), and the Mavs have four of their top-5 scorers back as well.

## RETURN OF THE VICTORY BELL



## WIN - LOSS COMPARISON

UTA statistical averages in wins and losses so far this season:

Category	Losses	Wins
PPG	62.8	79.8
FG%	36.9	48.0
FG D%	43.7	34.7
APG	12.2	18.8

## RE-TWEETS

**1)** Under Chris Ogden, UTA is 19-4 when scoring at least 68 points (4-2 this year).

**2)** Against Arkansas Tech, Brian Warren (15 points, 12 assists) and Jabari Narcis (23 points, 11 rebounds) each recorded double-doubles – the first time multiple double-doubles have happened in the same game in the Chris Ogden era.

**3)** Warren's 12 assists were the most by a Mav since Erick Neal dished out 13 against UT Dallas on Nov. 27, 2017.

**4)** UTA made 15 3-pointers (15-37) against UT Dallas, tying for the 3rd-most in a game in program history (all-time record: 17 vs. Bradley on Dec. 8, 2015). The Mavs also made 15 3s at South Alabama this past February.

**5)** The Mavs issued 25 assists against UTD – the most in the Chris Ogden era (previous: 24 vs. Appalachian State on Feb. 9).

**6)** UTA started 2-0 for the third-straight year; in each of the previous two seasons the Mavs have gone on to play in the Sun Belt Tournament Final.

**7)** For just the second time in program history, UTA held its first two opponents of a season both under 60 points. The only other time that had occurred was the 1987-88 season; it's never been done three-straight times to commence a year.



In 1965, the Victory Wagon – with a Victory Bell attached – made its debut at UTA thanks to **Phi Delta Theta**. After years of hibernation, the Victory Wagon has been refurbished this year, bringing back a university cornerstone symbol of spirit of fight.

Prior to each home game this year there will be an honorary bell ringer, and the 2019-20 season commenced with a loud ring with the return of **Doug Russell**. A 1969 UTA alumnus, Russell was a collegiate National Champion, and is also famously known for **winning the first-ever gold medal in the men's 100-meter butterfly at the 1968 Summer Olympics** – upsetting fellow American teammate and favorite Mark Spitz. Russell was inducted into the International Swimming Hall of Fame in 1985.



## HOME DOMINANCE

- Since 2015-16, UTA has compiled an impressive 52-12 record in College Park Center.
- The Mavericks went 13-2 in 2015-16, 14-1 in 2016-17, 13-2 in 2017-18, 9-5 in 2018-19 and are 3-2 so far in 2019-20. **Included in that stretch was a 21-game regular-season winning streak.**
- The 14 victories in 2016-17 equaled a program record, set in 2007-08, for most home wins. The only loss was a four-point setback to CSU Bakersfield in the quarterfinals of the NIT.

Record	Season	Site
14-1	2016-17	College Park Center
14-3	2007-08	Texas Hall
13-2	2017-18	College Park Center
13-2	2015-16	College Park Center
12-1	2011-12	Texas Hall (8-1), CPC (4-0)
12-2	2003-04	Texas Hall

## CPC ATTENDANCE HIGHS

1)	6,421	11/16/12	MBB vs. Oklahoma
2)	6,336	3/22/17	MBB vs. CSU Bakersfield (NIT)
3)	6,228	2/2/12	M/WBB vs. UTSA
4)	6,105	12/3/15	MBB vs. North Texas
5)	5,590	2/22/18	WBB vs. Georgia Southern
6)	5,390	3/20/17	MBB vs. Akron (NIT)
7)	5,272	2/11/12	MBB vs. Texas State
8)	5,011	2/9/17	WBB vs. Little Rock
9)	5,033	1/23/16	MBB vs. Little Rock
10)	4,837	3/2/13	MBB vs. Utah State

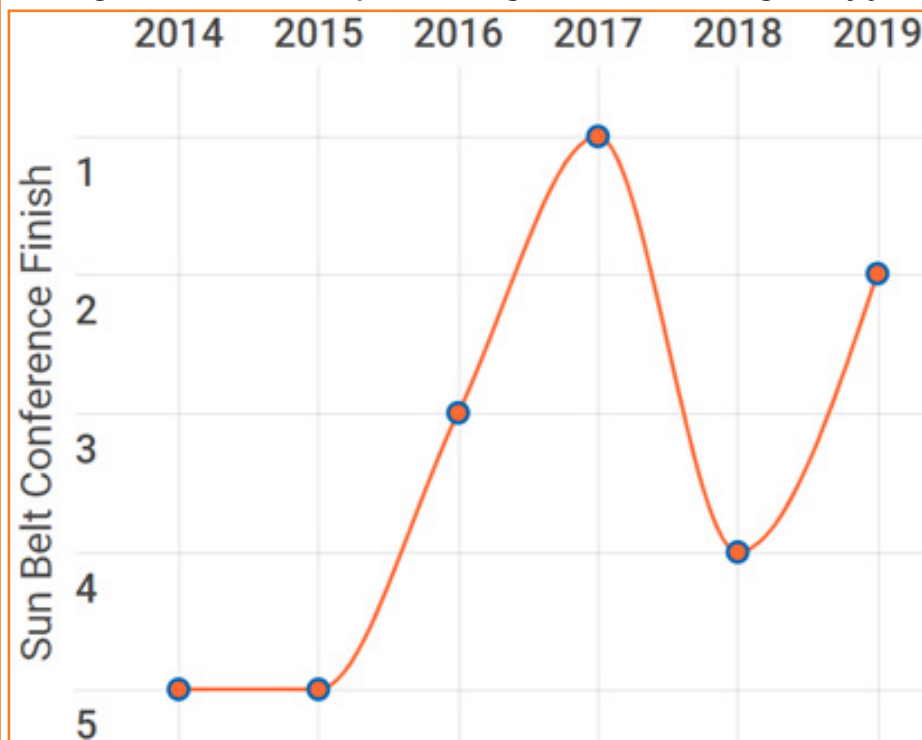


## ABOUT THE CPC

The Mavericks have called the beautiful College Park Center home since the 7,000 all chair-back seat multi-purpose arena opened on Feb. 1, 2012. The \$78 million project broke ground on March 5, 2010 and opened less than two years later. The arena is part of a 20-acre section of campus known as the College Park District, which includes a residence hall, student apartments, a 4.62 acre park, restaurants and three parking garages. The arena features 4,055 lower bowl seats, in addition to a 2,800-square-foot hospitality suite. A distinctive feature is a center hung 4-sided Daktronics LED scoreboard with an additional end zone LED display, ribbon displays and scorer's table. The lower concourse contains sports medicine facilities, two full-sized practice courts, a 2,500-sq-ft weight room, a press center, an academic support study center and coaches' office suites. In addition to Mavericks basketball and volleyball events, the facility hosts a variety of concerts, speaking engagements and other events. The WNBA's Dallas Wings also call College Park Center home during their season.

## SUN BELT SUCCESS

Since joining the Sun Belt for the 2013-14 season, UTA is the only team in the league to finish in the top-5 of the regular-season standings every year.



## GLOBAL PRESENCE

UTA has players from five different foreign countries on the 2019-20 roster – a total which surpasses the amount of different states (four) represented.



## NBA Academy

NBA Academies, a network of elite basketball training centers around the world, include educational development for top male and female prospects from outside the U.S. and mark the NBA's signature elite player development initiative. The initiative exposes elite prospects to NBA-level coaching, facilities and competition and provides a global framework for them to maximize their success.

### MALE NBA ACADEMIES GRADUATES WHO ARE ATTENDING, OR HAVE COMMITTED TO, D-I SCHOOLS (12 TOTAL; 2 NBA AFRICA PRODUCTS):

- Oumar Ballo (NBA Latin America Academy; Mali; Gonzaga)
- Francisco Caffaro (NBA Global Academy; Argentina; Virginia)
- Hunter Clarke (NBA Global Academy; Australia; Montana)
- Alex Ducas (NBA Global Academy; Australia; St. Mary's)
- Francisco Farabello (NBA Academy Latin America; Argentina; TCU)
- Anyang Garang (NBA Global Academy; Uganda; Oklahoma)
- Timothy Igheofe (NBA Academy Africa; Nigeria; Georgetown)
- Hyunjung Lee (NBA Global Academy; South Korea; Davidson)
- **Patrick Mwamba (NBA Academy Africa; Congo; UT Arlington)**
- Jermaine Miranda Perez (NBA Academy Latin America; Puerto Rico; Hofstra)
- Jonathan Tchatchoua (NBA Global Academy; Cameroon; Baylor)
- Kurt-Curry Wegscheider (NBA Academy Africa; Central Africa Republic; New Mexico)



## ADDITION BY SUBTRACTION?

UTA posted a -0.6 scoring margin last year, but still managed to secure a winning record at 17-16. It's the first time since 1999-00 that a UTA team has had a winning record (15-12) with a negative scoring margin (-2.1).



**17-16 RECORD**

Over the last 12 years, UTA has finished with a positive scoring margin 10 times; in the first 48 years of the program, that occurred just eight times.



**-0.6 MARGIN**

## MAVERICKS IN THE PROS

Former UT Arlington forward Kevin Hervey became the highest NBA Draft selection in program history last spring when he was picked in the 2nd Round of the 2018 draft with the 57th pick overall by the Oklahoma City Thunder.

Hervey was the 4th all-time UTA player selected in the draft and the first since the NBA reduced the number of rounds to just two in 1989. Paul Renfro became UTA's first-ever draft pick when he was taken in the 9th round (181st overall) by the Utah Jazz in 1980. Two Mavericks were selected in 1982 – both by the Dallas Mavericks. Ralph McPherson was selected in the 9th round (188th) and Albert Culton picked in the 10th round (209th).

Hervey – who is playing with the Thunder's G-League affiliate (Oklahoma City Blue) – graduated as the program's all-time rebounding leader (921) and 2nd in total points (1,783).



He was one of three graduating seniors in 2018 who signed a contract and are playing professionally, joining Erick Neal in Turkey with Fethiye and Johnny Hamilton also in Turkey with Darussafaka.

### OTHER FORMER MAVS CURRENTLY PLAYING PROFESSIONALLY

Jorge Bilbao	Caceres Patrimonio de la Humanidad. . . . . Spain
Roger Dowell	Beroe . . . . . Bulgaria
Brandon Edwards	Elitzur Yavne . . . . . Israel
Karol Gruszecki	Polski Cukier Torun . . . . . Poland
Julian Harris	Raleigh Firebirds . . . . . North Carolina
Jalen Jones	Sao Paulo FC . . . . . Brazil
LaMarcus Reed	JP-Auto JKSE . . . . . Hungary
Anthony Walker	Beroe . . . . . Bulgaria

## THE LAST TIME

### THE LAST TIME A MAVERICK

#### Scored 40 Or More Points

. . . . . 43, Stephen Barber at UTSA, 2/24/02

#### Scored 30 Or More Points

. . . . . 31, Edric Dennis at Troy, 3/2/19

#### Totaled 20 Or More Rebounds

. . . . . 22, Jermaine Griffin vs. UT Permian Basin, 12/1/05

#### Totaled 15 Or More Rebounds

. . . . . 15, Andres Ibaiguen vs. Coastal Carolina, 2/7/19

#### Totaled 10 Or More Assists

. . . . . 12, Brian Warren vs. Arkansas Tech, 11/24/19

#### Recorded A Double-Double (Points/Rebounds)

. . . . . Jabari Narcis (23/11) vs. Arkansas Tech, 11/24/19

#### Recorded A Double-Double (Points/Assists)

. . . . . Brian Warren vs. Arkansas Tech (15/12), 11/24/19

#### Recorded A Triple-Double (Points/Rebounds/Assists)

. . . . . Erick Neal vs UT Dallas (10/10/13), 11/27/17

### THE LAST TIME THE MAVERICKS

**Played An OT Game.** . . . . W, 91-86 vs. ULM 2/23/19 (2 OT)

**Scored 100+ Points.** . . . . W, 105-89 at BYU 3/15/17

**Allowed 100+ Points** . . . . . L, 79-100 at Louisiana 2/17/18

**Had 50 Or More Rebounds** . . . . . 53 vs. Coastal Carolina 2/7/19

**Had 20 Or More Assists** . . . . . 24 vs. Arkansas Tech 11/24/19

**Had 15 Or More Steals** . . . . . 18, vs. Howard Payne 11/13/13

**Played AP Ranked Opp.** . . . . at #8 Gonzaga, L: 72-66 11/19/19

**Defeated AP Ranked Opp.** . . . at #12 Saint Mary's, 65-51 12/8/16

## UTA VS. TOP-25 TEAMS

Nov. 19, 2019	at #8 Gonzaga	L	66-72
Nov. 17, 2019	at #14 Oregon	L	47-67
Dec. 18, 2018	at #8 Gonzaga	L	55-89
Dec. 18, 2017	at #25 Creighton	L	81-90
Nov. 21, 2017	at #25 Alabama	L	76-77
<b>Dec. 8, 2016</b>	<b>at #12 Saint Mary's</b>	<b>W</b>	<b>65-51</b>
Dec. 2, 2014	at #6 Texas	L	53-63
Nov. 25, 2014	at #1 Kentucky	L	44-92
Nov. 19, 2013	at #4 Kentucky	L	76-105
Dec. 19, 2012	at #24 Oklahoma State	L	44-69
Nov. 23, 2011	at #9 Baylor	L	65-75
Dec. 29, 2010	at #3 Kansas	L	57-82
Dec. 20, 2008	at #21 Baylor	L	76-79
Mar. 21, 2008	vs. #2 Memphis#	L	63-87
Dec. 3, 2005	at #2 Texas	L	55-93
Dec. 15, 2004	at #14 Texas	L	70-85
Jan. 2, 2004	at #19 Texas	L	79-99
Nov. 27, 2002	at #3 Texas	L	45-76
Nov. 18, 1997	at #19 Oklahoma	L	63-81
Dec. 20, 1994	at #21 New Mexico State	L	63-102
Dec. 28, 1993	vs. #14 Connecticut+	L	72-112
Dec. 21, 1992	at #17 Nebraska	L	95-116
Nov. 23, 1991	at #14 Utah	L	57-58
Dec. 6, 1986	at #11 Oklahoma	L	76-101
Feb. 7, 1985	at #14 Louisiana Tech	L	61-86
Jan. 12, 1985	vs. #14 Louisiana Tech	L	65-76
Feb. 12, 1973	vs. #13 UL Lafayette	~L	96-111
Jan. 13, 1973	at #13 UL Lafayette	~L	73-79
Dec. 18, 1970	vs. #19 Drake*	L	83-102
Dec. 4, 1970	at #18 Long Beach State	L	57-102
Dec. 1, 1970	at #15 New Mexico State	L	82-107
Feb. 26, 1970	vs. #15 Houston	L	84-102
Dec. 4, 1969	at #20 Houston	L	70-88
Feb. 22, 1968	at #1 Houston	L	75-130

# NCAA Tournament | + Hilo, Hawai'i | ~ UL Wins Later Vacated | \* Fort Worth, TX



## STATISTICAL TRENDS

### UTA'S RECORD WHEN

Monday	0-1
Tuesday	1-2
Wednesday	0-1
Thursday	1-0
Friday	0-0
Saturday	1-1
Sunday	1-1
Leading At Halftime	4-1
Trailing At Halftime	0-4
Tied At Halftime	0-1
Leading With 5 Minutes Left	4-1
Trailing With 5 Minutes Left	0-4
Tied With 5 Minutes Left	0-1
Shooting 40% FG Or Better	4-3
Shooting Less Than 40% FG	0-3
Opponent 40% FG Or Better	1-4
Opponent Less Than 40% FG	3-2
Shooting Better FG% Than Opponent	4-2
Shooting Worse FG% Than Opponent	0-4
Shooting Better 3-FG% Than Opponent	4-1
Shooting Worse 3-FG% Than Opponent	0-5
Outrebounding Opponent	4-1
Outrebounded By Opponent	0-4
Rebounds Tied	0-1
More Turnovers Than Opponent	0-2
Fewer Turnovers Than Opponent	3-3
Same Turnovers As Opponent	1-1

### UTA'S POINT TOTAL

35-49 Points	0-1
50-59 Points	0-1
60-69 Points	0-3
70-79 Points	2-1
80-89 Points	2-0
90-99 Points	0-0
100+ Points	0-0

### GAMES DECIDED BY

5 Points Or Less	0-2
6-10 Points	1-2
11-19 Points	2-1
20+ Points	1-1

## ABOUT UT ARLINGTON

The University of Texas at Arlington is a Carnegie Research-1 "highest research activity" institution. With a global enrollment of nearly 60,000 during the 2018-2019 academic year, UTA is one of the largest institutions in the state of Texas. Guided by its Strategic Plan 2020 Bold Solutions | Global Impact, UTA fosters interdisciplinary research and education within four broad themes: health and the human condition, sustainable urban communities, global environmental impact, and data-driven discovery. UTA was recently cited by U.S. News & World Report as having the second lowest average student debt among U.S. universities. U.S. News & World Report lists UTA as having the fifth highest undergraduate diversity index among national universities. The University is a Hispanic-Serving Institution and is ranked as the top four-year college in Texas for veterans on Military Times' 2017 Best for Vets list. Visit [www.uta.edu](http://www.uta.edu).

## 2018-19 RE-TWEETS

- 1) UTA was the only Sun Belt team which didn't have a single player average at least 30 minutes per game last year (Warren: 29.8).
- 2) In conference games, UTA led the SBC in field-goal percentage defense (.409), rebounds per game (38.4) and rebound margin (+3.8); the Mavs finished 2nd in points per game allowed (69), free throw percentage (.752), scoring margin (+4.1) and assists per game (14.6).
- 3) The Mavs secured a program-best 6-3 road SBC record; the previous best in six seasons as a member of the Sun Belt was 5-4 in 2016-17.

## RE-TRACKING 2018-19

Some of the 'notable' off-court highlights from Chris Ogden's first season at the helm of UTA in 2018-19:



### KD COURTSIDE

Kevin Durant sat courtside next to the UTA bench on Nov. 16 at the College Park Center to watch the Mavericks take on Texas A&M-Corpus Christi. Durant is close friends with Ogden as the two date back to their time at Texas. Ogden, who led the Longhorns to the 2003 Final Four as a captain, was an administrative assistant on the 2007-08 Texas squad – Durant's lone collegiate season with Texas.



### ODE TO BOBBY

Ogden coached his first-ever road game on Nov. 20 at Assembly Hall, and as an ode to former Indiana head coach Bobby Knight and the several connections the two have, Ogden wore a UTA-themed sweater. Ogden attended Knight's camp at IU when he was in 6th grade; his brother, Tanner, played for Knight at Texas Tech; Ogden and Knight's son, Pat, are extremely close friends.



### SIRI, WHO'S AT PRACTICE?



Prior to the start of UTA's practice at Cal Berkeley on Dec. 20, Siri co-founder Adam Cheyer spoke to the team. The entrepreneur and his son, Noah, watched practice, interacted with players and staff after practice and then remained longer to shoot around and engage further with the Mavs.



# HEAD COACH CHRIS OGDEN

## NOTABLE FIRST-YEAR HONORS

### Sun Belt Coach of the Year

Just the third UTA coach to ever win a conference Coach of the Year award, joining Bob LeGrand (1981, Southland Conference) and Scott Cross (2012, Southland Conference; 2017, Sun Belt Conference).

### NABC District 24 Coach of the Year

Consists of all Sun Belt members.

### Hugh Durham Award Finalist

Presented annually to the nation's top mid-major coach.

### Joe B. Hall Award Finalist

Given annually to the top first-year head coach in Division-I.

A new era of UT Arlington men's basketball began on Apr. 6, 2018, with the appointment of former Big 12 and SEC assistant Chris Ogden as the eighth head coach in program history.

In his first season leading UTA in 2018-19, the Mavs went 17-16 and Ogden guided a team predicted to finish 2nd-to-last in the Sun Belt Conference Preseason Poll to a 2nd-place finish in the regular-season standings (12-6) and a berth in the Sun Belt Tournament Championship Game for the second-straight year.

That nine-spot improvement from preseason to final regular-season finish was tied for the best in the nation along with Siena, which was picked 11th in the MAAC (Metro Atlantic Athletic Conference) and finished in a four-way tie for 2nd.

During his 15 years on the basketball staffs at Texas, Tennessee and Texas Tech, Ogden helped compile a 346-173 record for a .667 winning percentage. In 10 seasons as a full-time assistant coach he went 215-130 and registered a total of 32 victories over Associated Press top 25 ranked teams. He helped lead three programs to 11 total NCAA Tournament appearances, including three regional finals.

Ogden recruited many of the Texas Tech players who would go on to finish as national runner-ups in 2018-19.

Ogden was instrumental in signing six McDonald's All-Americans over a seven-year span at Texas (Avery Bradley in 2009, Cory Joseph in 2010, Tristan Thompson in 2010, Myck Kabongo in 2011, Cameron Ridley in 2012 and Myles Turner in 2014). He had a hand in assembling five recruiting classes that ranked nationally inside ESPN's Top 10.

Ogden has coached seven players who have gone onto have their name called in the NBA Draft, six of which were selected in the first round (Thompson, No. 4 by Cleveland in 2011; Jordan Hamilton, No. 26 by Dallas in 2011; Joseph, No. 29 by San Antonio in 2011; Avery Bradley, No. 19 by Boston in 2010; Damion James, No. 24 by Atlanta in 2010; and Turner, No. 11 by Indiana in 2015).

Ogden played four seasons at forward for the Longhorns from 2000-03 and was a member of four NCAA Tournament teams. The Longhorns reached the 2003 NCAA Final Four with Ogden serving as a senior captain. He finished his Texas career with 97 team victories, more than any other player in program history at the time.

Following his collegiate playing career, Ogden joined the Texas basketball staff as a student assistant coach for the 2003-04 season while he completed his undergraduate degree. He earned his Bachelor of Science in education in 2004.

Ogden played four years of varsity basketball at Seminole High School. He was crowned the state of Texas "Mr. Basketball" following his senior season in 1998-99. That year, he averaged 17.3 points, 10.6 rebounds and 8.5 assists per game while leading SHS to a 36-4 record and a runner-up finish in the Class 3A state tournament.

## 2019 SUN BELT COACH OF THE YEAR



**Kevin Durant** @KDTrey5

Congratulations to my friend @CoachOG on becoming the next head coach for UT Arlington. He is the true definition of a players coach! Big things ahead for him and his program.

10:07 AM - 6 Apr 2018

549 Retweets 3,739 Likes

## CAREER TIMELINE

UT Arlington (2018-Present) – Head Coach  
Texas Tech (2016-18) – Assistant Coach  
Tennessee (2015-16) – Assistant Coach  
Texas (2008-15) – Assistant Coach  
Texas (2004-08) – Administrative Assistant  
Texas (2003-04) – Student Assistant Coach

## NCAA PLAYING CAREER

Texas (1999-03) – Team Captain, 2003 Final Four

## EDUCATION

Texas (2004): Bachelor's in Education

## PERSONAL

Wife: Katie  
Children: Bo, Ellie & Parker

## UTA HEAD COACHING HISTORY

Coach	Years	W	L	Pct.
Tom Tinker	1959-66	54	113	.323
Barry Dowd	1966-76	90	168	.349
Bob "Snake" LeGrand	1976-87	122	184	.399
Jerry Stone	1987-88	7	22	.241
Mark Nixon	1988-92	56	59	.487
Eddie McCarter	1992-06	179	211	.459
Scott Cross	2006-18	225	161	.584
Chris Ogden	2018-	21	22	.488
<b>TOTAL</b>		<b>754</b>	<b>940</b>	<b>.445</b>





## ROSTER RUNDOWN

No.	Name	Pos.	Ht.	Wt.	Yr.	Hometown / High School / Previous School(s)
0	Brian Warren	G	5-9	170	Sr.	Indianapolis, Ind. / Howe / Tyler JC
1	Sam Griffin	G	6-3	175	Fr.	Miami, Fla. / Westminster Academy
2	Jordan Phillips	F	6-7	215	So.	Fort Worth, Texas / Grace Prep / Arkansas
3	Ayoub Nouhi	G/F	6-6	205	So.	Brussels, Belgium / Institute Saint-Louis Namur
4	David Azore	G	6-4	205	R-So.	Houston, Texas / Clear Brook
10	Radshad Davis	F	6-2	205	Sr.	Nassau, Bahamas / Sunrise Christian / Missouri State-West Plains
11	Hunter Lavelle	G	6-1	165	Fr.	Argyle, Texas / Argyle
13	Jabari Narcis	F	6-9	240	Sr.	Chaguanas, Trinidad and Tobago / Chaguanas North / Jacksonville College
14	Davis Steelman	G	6-3	185	Jr.	Bedford, Texas / Berkner / New Mexico Military Institute
20	Nicolas Elame	G	6-3	185	Fr.	Paris, France / Bella Vista Prep
21	Tre Jones ^	F	6-5	195	Fr.	Arlington, Texas / Kennedale
22	TiAndre Jackson-Young	F	6-4	200	Sr.	Marshall, Texas / Marshall / Tyler JC
23	Patrick Mwamba	F	6-6	196	So.	Bukavu, Congo / Keur Madior International / NBA Academy Africa
33	McKade Marquis	G	6-0	195	R-Fr.	Whitehouse, Texas / Whitehouse
43	Coleman Sparling	F	6-7	215	R-Jr.	Ellensburg, Wash. / Ellensburg / Central Washington / College of Southern Idaho
	Grayson Carter *	F	6-9	225	So.	Dallas, Texas / Denton Guyer / Georgetown

\* Will sit out the 2019-20 season in accordance with NCAA transfer regulations. || ^ Expected to redshirt this season.

## PRONOUNCIATION GUIDE

**3:** A-ube NEW-he

**4:** AYE-zore

**10:** ruh-SHAWHD

**11:** luh-VELLE

**13:** NAHR-sis

**20:** uh-LALM-eh

**22:** TEE-andre

**23:** WAMBA

**33:** MARR-quiSS

### ON TRACK FOR 1,000

After posting 507 points in his first season as a Mav in 2018-19, **Brian Warren is on pace to potentially establish the all-time program record for points in a two-year UTA career.** Only two players in program history who have spent just two seasons with UTA have scored at least 1,000 points:

1) Marquez Haynes: 1,174 (2008-10)

2) Eddie Stallings: 1,007 (1967-69)

Warren Currently: 618

**Warren needs to average 15.9 points** over 31 regular-season games to reach 1,000 in his UTA career and join Haynes and Stallings as the only players to ever accomplish the feat in program history.

#MavUp

### THE ONLY ONE

**David Azore** had two games of 11+ defensive rebounds last year as a redshirt freshman: 13 at Texas State and 11 at Appalachian State. **He is the first freshman in UTA history to secure multiple games of 11+ defensive rebounds.** Those totals rank tied as the 5th- and 19th-most in single-game program history, with the all-time record being 14 held by a quartet of players.

**13 RBS**  
@ TEXAS STATE

**11 RBS**  
@ APP STATE

# O'BRIAN WARREN



 @bmsforeigner

**Sr.** | **G** | **5-9** | **170** | **Indianapolis, IN** | **Tyler JC** | **Howe HS**

## RECORD PERFORMANCES

### POINTS

**Career** 33 vs. ULM (2/23/19)  
**Season** 18, 2x, Last vs. North Texas (12/2/19)  
**Sun Belt** 33 vs. ULM (2/23/19)

### REBOUNDS

**Career** 6, 4x, Last vs. Coastal Carolina (2/7/19)  
**Season** 5 vs. UT Dallas (11/5/19)  
**Sun Belt** 6 vs. Coastal Carolina (2/7/19)

### ASSISTS

**Career** 12 vs. Arkansas Tech (11/24/19)  
**Season** 12 vs. Arkansas Tech (11/24/19)  
**Sun Belt** 9 vs. Appalachian State (2/9/19)

### STEALS

**Career** 6 vs. Southwestern Christian (11/05/16)  
**Season** 2, 2x, Last vs. Furman (11/27/19)  
**Sun Belt** 4 vs. Arkansas State (1/17/19)

### FIELD GOALS MADE

**Career** 11, 2x, Last @ Texas State (2/2/19)  
**Season** 7, 2x, Last vs. North Texas (12/2/19)  
**Sun Belt** 11 @ Texas State (2/2/19)

### FIELD GOALS ATTEMPTED

**Career** 20, 2x, Last vs. ULM (2/23/19)  
**Season** 17 @ #8 Gonzaga (11/19/19)  
**Sun Belt** 20, 2x, Last vs. ULM (2/23/19)

### FREE THROWS MADE

**Career** 10, 2x, Last vs. Kilgore (3/10/18)  
**Season** 6 vs. Tulsa (11/9/19)  
**Sun Belt** 8 vs. ULM (2/23/19)

### FREE THROWS ATTEMPTED

**Career** 14 vs. Kilgore (3/10/18)  
**Season** 6 vs. Tulsa (11/9/19)  
**Sun Belt** 9 @ Texas State (2/2/19)

### 3-POINT FIELD GOALS MADE

**Career** 5 vs. ULM (2/23/19)  
**Season** 4 vs. North Texas (12/2/19)  
**Sun Belt** 5 vs. ULM (2/23/19)

### 3-POINT FIELD GOALS ATTEMPTED

**Career** 11 vs. Navarro (2/25/17)  
**Season** 8 @ Nevada (11/12/19)  
**Sun Belt** 9 vs. ULM (2/23/19)

### MINUTES

**Career** 42 vs. ULM (2/23/19)  
**Season** 36 vs. North Texas (12/2/19)  
**Sun Belt** 42 vs. ULM (2/23/19)

## MISCELLANEOUS

	Year	Career
Double-Figure Points	5	76
20+ Points		19
Double-Doubles	1	3
5+ Rebounds	1	11
Double-Figure Assists	1	6
Games W/ A Steal	7	80

## CAREER STATS

Season	GP-GS	Min/Avg	FG-FGA	Pct	3-Ptr		F-Throws		Rebounds				PF	FO	A	TO	Blk	Stl	Pts	Avg
					FG-FGA	Pct	FT-FTA	Pct	Off	Def	Tot	Avg								
2016-17	29-29	0/0.0	97-236	.411	37-97	.381	101-123	.821	6	53	59	2.0	61	1	182	44	2	53	332	11.4
2017-18	33-33	0/0.0	173-379	.456	41-121	.339	123-174	.707	7	78	85	2.6	71	3	183	59	3	57	510	15.5
2018-19	33-32	983/29.8	176-443	.397	52-171	.304	103-128	.805	15	71	86	2.6	98	1	119	71	3	39	507	15.4
2019-20	10-10	285/28.5	38-103	.369	9-41	.220	26-30	.867	5	22	27	2.7	27	0	38	19	1	9	111	11.1
Total	105-104	1268/12.1	484-1161	.417	139-430	.323	353-455	.776	33	224	257	2.4	257	5	522	193	9	158	1460	13.9

## 2019-20 SEASON NUGGETS

Ranks T-5th in the Sun Belt Conference in assists per game (3.8) and T-4th in the league in assist-to-turnover ratio (2.0) ... 3rd in the league in free-throw percentage (86.7, 26-30) ... season-high 18 points versus Furman, leading UTA in scoring for the first time this year ... equaled that 18-point total against North Texas ... came into the UNT game with four made 3-pointers on the year in eight games; made four against the Mean Green ... 15 or more points in five games; single digits in the other five ... career-high 12 assists versus Arkansas Tech, which were the most by a UTA player in nearly two years ... four field goal attempts against UC Santa Barbara were the fewest in his UTA tenure and tied for the 2nd-fewest of his career (two as a freshman) ... one of only two Sun Belt players (DeVante Jones, Coastal Carolina) with a points-assists double-double this year.



## PAINT TOUCHES

**Multi-Sport**  
 Played Golf & Ran Cross Country In High School

**Roommate**  
 Radshad Davis

**Call Me 'Kipp'**  
 Goes By His Middle Name

**No Dirt**  
 Thinks He & Radshad Have The Cleanest Apartment

**Sneakerhead**  
 Owns More Than 70 Pairs Of Shoes/Sneakers

**Introvert**  
 Doesn't Like Big Crowds

## GAME-BY-GAME STATS

Opponent	Date	GS	MIN	Total		3-Pointers		Free throws		Rebounds			PF	A	T/O	BLK	STL	PTS	AVG	
				FG-FGA	PCT	3FG-3FGA	PCT	FT-FTA	PCT	OFF	DEF	TOT								AVG
Texas-Dallas	11/05/19	*	21:57	1-5	.200	0-3	.000	1-2	.500	1	4	5	5.0	1	7	2	0	1	3	3.0
Tulsa	11/09/19	*	28:09	4-10	.400	1-5	.200	6-6	1.000	1	2	3	4.0	4	4	1	0	1	15	9.0
at Nevada	11/12/19	*	24:06	1-12	.083	1-8	.125	2-4	.500	0	2	2	3.3	4	2	2	0	1	5	7.7
at Oregon	11/17/19	*	29:31	4-11	.364	0-3	.000	1-1	1.000	0	1	1	2.8	2	1	1	0	0	9	8.0
at Gonzaga	11/19/19	*	32:01	5-17	.294	1-7	.143	4-4	1.000	0	3	3	2.8	4	4	1	0	2	15	9.4
Arkansas Tech	11/24/19	*	27:02	7-13	.538	0-2	.000	1-1	1.000	1	2	3	2.8	3	12	1	0	0	15	10.3
vs Furman	11/27/19	*	31:00	6-13	.462	1-1	1.000	5-5	1.000	0	4	4	3.0	1	1	2	0	2	18	11.4
at Elon	11/28/19	*	26:00	1-4	.250	0-3	.000	4-5	.800	0	2	2	2.9	2	4	2	0	0	6	10.8
North Texas	12/02/19	*	35:51	7-14	.500	4-6	.667	0-0	.000	0	2	2	2.8	2	1	5	1	1	18	11.6
UC Santa Barbara	12/07/19	*	28:49	2-4	.500	1-3	.333	2-2	1.000	2	0	2	2.7	4	2	2	0	1	7	11.1
Totals		10	284:26	38-103	.369	9-41	.220	26-30	.867	5	22	27	2.7	27	38	19	1	9	111	11.1





# 1 | SAM GRIFFIN

@samgriffin3rd

Fr. G 6-3 175 Miami, FL Westminster Academy

## RECORD PERFORMANCES

### POINTS

Career 20 @ Elon (11/28/19)  
Season Same As Career  
Sun Belt

### REBOUNDS

Career 3 @ Elon (11/28/19)  
Season Same As Career  
Sun Belt

### ASSISTS

Career 3 vs. UT Dallas (11/5/19)  
Season Same As Career  
Sun Belt

### STEALS

Career 2 @ Elon (11/28/19)  
Season Same As Career  
Sun Belt

### FIELD GOALS MADE

Career 8 @ Elon (11/28/19)  
Season Same As Career  
Sun Belt

### FIELD GOALS ATTEMPTED

Career 12 vs. UC Santa Barbara (12/7/19)  
Season Same As Career  
Sun Belt

### FREE THROWS MADE

Career 3 vs. UC Santa Barbara (12/7/19)  
Season Same As Career  
Sun Belt

### FREE THROWS ATTEMPTED

Career 4 vs. UC Santa Barbara (12/7/19)  
Season  
Sun Belt

### 3-POINT FIELD GOALS MADE

Career 4 vs. UT Dallas (11/5/19)  
Season Same As Career  
Sun Belt

### 3-POINT FIELD GOALS ATTEMPTED

Career 7, 3x, Last vs. UC Santa Barbara (12/7/19)  
Season Same As Career  
Sun Belt

### MINUTES

Career 24 @ Elon (11/28/19)  
Season Same As Career  
Sun Belt

## MISCELLANEOUS

	Year	Career
Double-Figure Points	4	4
20+ Points	1	1
Double-Doubles		
5+ Rebounds		
Double-Figure Assists		
Games W/ A Steal	6	6

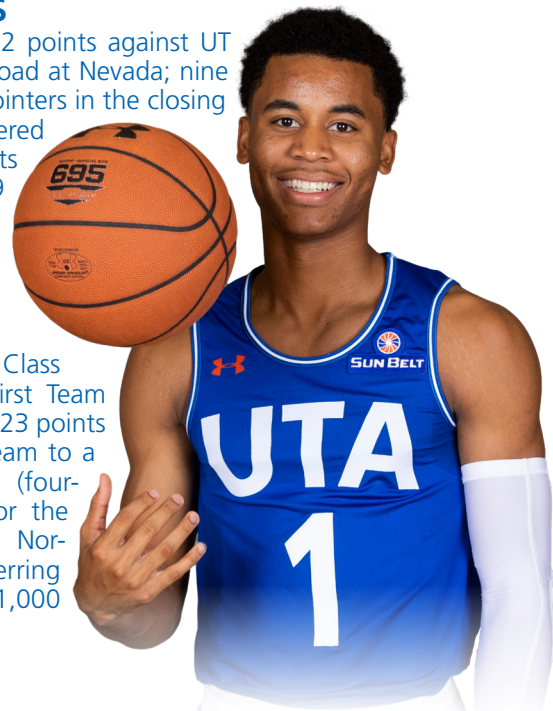
## CAREER STATS

## 2019-20 SEASON NUGGETS

Began his collegiate career with 12 points against UT Dallas ... added 13 points on the road at Nevada; nine of those points came on three 3-pointers in the closing 90 seconds of the 1st half ... delivered a team- and season-high 20 points in a road win at Elon, going 8-9 from the floor ... scored 14 of his team-high 16 points in the 2nd half against UC Santa Barbara.

## HIGH SCHOOL

First Team All-State selection in Class 4A as a senior ... also named First Team All-County as a senior ... averaged 23 points per game as a senior ... led his team to a third-straight state championship (four-straight title game appearance for the team overall) ... attended Miami Norland for two years before transferring to Westminster where he eclipsed 1,000 points in just two seasons.



## PAINT TOUCHES

**A-Typical Major**  
Nursing Major Due To The Guaranteed Job Placement

**Roommate**  
Tre Jones

**About Tre Jones**  
Outgoing

**Put A Smile On**  
Enjoys Making People Happy/Smile

**Campus Description**  
Extremely Active



**Come Talk To Me**  
Extremely Approachable; Loves Conversing

## GAME-BY-GAME STATS

Opponent	Date	GS	MIN	Total		3-Pointers		Free throws		Rebounds				PF	A	T/O	BLK	STL	PTS	AVG
				FG-FGA	PCT	3FG-3FGA	PCT	FT-FTA	PCT	OFF	DEF	TOT	AVG							
Texas-Dallas	11/05/19		14:24	4-7	.571	4-7	.571	0-0	.000	0	1	1	1.0	1	3	0	0	1	12	12.0
Tulsa	11/09/19		23:02	2-7	.286	0-4	.000	0-0	.000	0	2	2	1.5	2	2	1	0	1	4	8.0
at Nevada	11/12/19		20:17	5-11	.455	3-7	.429	0-0	.000	0	0	0	1.0	0	2	1	0	1	13	9.7
at Oregon	11/17/19		19:15	0-5	.000	0-4	.000	0-0	.000	0	0	0	0.8	0	1	1	0	1	0	7.3
at Gonzaga	11/19/19		14:47	2-5	.400	1-3	.333	0-0	.000	0	2	2	1.0	1	0	0	0	0	5	6.8
Arkansas Tech	11/24/19		19:14	2-10	.200	0-3	.000	0-0	.000	0	0	0	0.8	2	2	0	0	1	4	6.3
vs Furman	11/27/19		10:00	1-3	.333	0-1	.000	1-1	1.000	0	1	1	0.9	1	0	2	0	0	3	5.9
at Elon	11/28/19		24:00	8-9	.889	3-4	.750	1-2	.500	0	3	3	1.1	3	0	3	0	2	20	7.6
North Texas	12/02/19		16:03	2-5	.400	0-0	.000	0-0	.000	0	0	0	1.0	2	0	0	0	0	4	7.2
UC Santa Barbara	12/07/19		20:46	5-12	.417	3-7	.429	3-4	.750	0	2	2	1.1	0	0	2	0	0	16	8.1
<b>Totals</b>		<b>0</b>	<b>181:47</b>	<b>31-74</b>	<b>.419</b>	<b>14-40</b>	<b>.350</b>	<b>5-7</b>	<b>.714</b>	<b>0</b>	<b>11</b>	<b>11</b>	<b>1.1</b>	<b>12</b>	<b>10</b>	<b>10</b>	<b>0</b>	<b>7</b>	<b>81</b>	<b>8.1</b>

Season	GP-GS	Min/Avg	Total		3-Ptr		F-Throws		Rebounds				PF	FO	A	TO	Blk	Stl	Pts	Avg
			FG-FGA	Pct	FG-FGA	Pct	FT-FTA	Pct	Off	Def	Tot	Avg								
2019-20	10-0	185/18.5	31-74	.419	14-40	.350	5-7	.714	0	11	11	1.1	12	0	10	10	0	7	81	8.1
Total	10-0	185/18.5	31-74	.419	14-40	.350	5-7	.714	0	11	11	1.1	12	0	10	10	0	7	81	8.1

# 2 | JORDAN PHILLIPS

 @J25Phillips  
 @jord2nphillips

So. | F | 6-7 | 215 | Fort Worth, TX | Arkansas | Grace Prep

## RECORD PERFORMANCES

### POINTS

Career 17 vs. UT Dallas (11/5/19)  
 Season 17 vs. UT Dallas (11/5/19)  
 Sun Belt

### REBOUNDS

Career 7 vs. UC Santa Barbara (12/7/19)  
 Season 7 vs. UC Santa Barbara (12/7/19)  
 Sun Belt

### ASSISTS

Career 2, 2x, Last vs. Furman (11/27/19)  
 Season 2, 2x, Last vs. Furman (11/27/19)  
 Sun Belt

### STEALS

Career 2 vs. UC Santa Barbara (12/7/19)  
 Season 2 vs. UC Santa Barbara (12/7/19)  
 Sun Belt

### FIELD GOALS MADE

Career 5, 2x, Last vs. UC Santa Barbara (12/7/19)  
 Season 5, 2x, Last vs. UC Santa Barbara (12/7/19)  
 Sun Belt

### FIELD GOALS ATTEMPTED

Career 12 @ #14 Oregon (11/17/19)  
 Season 12 @ #14 Oregon (11/17/19)  
 Sun Belt

### FREE THROWS MADE

Career 6 vs. UT Dallas (11/5/19)  
 Season 6 vs. UT Dallas (11/5/19)  
 Sun Belt

### FREE THROWS ATTEMPTED

Career 9 vs. UT Dallas (11/5/19)  
 Season 9 vs. UT Dallas (11/5/19)  
 Sun Belt

### 3-POINT FIELD GOALS MADE

Career 3 @ #14 Oregon (11/17/19)  
 Season 3 @ #14 Oregon (11/17/19)  
 Sun Belt

### 3-POINT FIELD GOALS ATTEMPTED

Career 5 @ #14 Oregon (11/17/19)  
 Season 5 @ #14 Oregon (11/17/19)  
 Sun Belt

### MINUTES

Career 28 vs. UC Santa Barbara (12/7/19)  
 Season 28 vs. UC Santa Barbara (12/7/19)  
 Sun Belt

## MISCELLANEOUS

	Year	Career
Double-Figure Points	4	4
20+ Points		
Double-Doubles		
5+ Rebounds	4	4
Double-Figure Assists		
Games W/ A Steal	4	5

## CAREER STATS

## 2019-20 SEASON NUGGETS

Started the first three games of the year before coming off the bench the next six and returning to the starting lineup against UC Santa Barbara ... in his first game with UTA he scored a season- and career-high 17 points against UT Dallas ... added 14 points at #14 Oregon ... registered his third double-figure point performance of the year with 11 at Elon and his fourth with 14 points versus UC Santa Barbara; added a career-best seven rebounds in that contest.

## PRIOR TO UTA

Transferred from Arkansas to UTA prior to the spring 2019 semester in January and became eligible immediately following a waiver approval ... played in seven games at Arkansas, totaling 10 points and was a perfect 4-4 from the free-throw line in limited minutes ... ranked as the 11th-best prospect in Texas coming out of high school, the 37th-best shooting guard in the country and just outside the top-100 national rankings.

## PAINT TOUCHES

### Transfer

UTA Staff & Players Extremely Welcoming; Strong Academic Focus At UTA More So Than Arkansas, Which Played A Role

### Roommate

Grayson Carter

### About Grayson

Have Known Each Other Since 8th Grade

### Don't Touch ...

His Bellybutton; Hates It & Has A Phobia

### Tore Right Meniscus

Summer Of 2018

## GAME-BY-GAME STATS

Opponent	Date	GS	MIN	Total		3-Pointers		Free throws		Rebounds				PF	A	T/O	BLK	STL	PTS	AVG	
				FG-FGA	PCT	3FG-3FGA	PCT	FT-FTA	PCT	OFF	DEF	TOT	AVG								
Texas-Dallas	11/05/19	*	21:11	5-8	.625	1-3	.333	6-9	.667	3	2	5	5.0	1	0	1	0	1	17	17.0	
Tulsa	11/09/19	*	19:19	1-3	.333	1-2	.500	0-0	.000	0	1	1	3.0	3	2	2	0	3	10.0		
at Nevada	11/12/19	*	14:40	0-2	.000	0-1	.000	1-2	.500	1	1	2	2.7	0	0	2	0	0	1	7.0	
at Oregon	11/17/19		21:55	4-12	.333	3-5	.600	3-4	.750	1	4	5	3.3	0	0	0	0	14	8.8		
at Gonzaga	11/19/19		19:52	2-5	.400	0-0	.000	1-2	.500	1	4	5	3.6	1	1	1	0	1	5	8.0	
Arkansas Tech	11/24/19		20:02	4-10	.400	0-3	.000	0-0	.000	1	3	4	3.7	0	1	1	0	1	8	8.0	
vs Furman	11/27/19		14:00	1-2	.500	0-1	.000	0-0	.000	1	1	2	3.4	3	2	1	0	0	2	7.1	
at Elon	11/28/19		27:00	3-5	.600	1-2	.500	4-4	1.000	0	3	3	3.4	2	1	0	0	11	7.6		
North Texas	12/02/19		20:29	1-6	.167	0-2	.000	1-2	.500	2	1	3	3.3	1	0	2	1	0	3	7.1	
UC Santa Barbara	12/07/19	*	28:22	5-10	.500	1-3	.333	3-6	.500	2	5	7	3.7	2	1	2	1	2	14	7.8	
Totals			4	206:50	26-63	.413	7-22	.318	19-29	.655	12	25	37	3.7	13	8	12	2	5	78	7.8

Season	GP-GS	Min/Avg	Total FG-FGA	Pct	3-Ptr FG-FGA	Pct	F-Throws FT-FTA	Pct	Rebounds Off	Def	Tot	Avg	PF	FO	A	TO	Blk	Stl	Pts	Avg
2018-19	7-0	38/5.4	3-20	.150	0-6	.000	4-4	1.000	1	4	5	0.7	6	0	1	2	0	1	10	1.4
2019-20	10-4	203/20.3	26-63	.413	7-22	.318	19-29	.655	12	25	37	3.7	13	0	8	12	2	5	78	7.8
Total	17-4	241/14.2	29-83	.349	7-28	.250	23-33	.697	13	29	42	2.5	19	0	9	14	2	6	88	5.2



# 3 | AYOUB NOUHI

A-ube NEW-he

@ayoubnouhi3

So. G/F 6-6 205 Brussels, Belgium Institute Saint-Louis Namur

## RECORD PERFORMANCES

### POINTS

Career 9, 3x, Last vs. ULM (2/23/19)  
Season 8 vs. Tulsa (11/9/19)  
Sun Belt 9, 3x, Last vs. ULM (2/23/19)

### REBOUNDS

Career 5 vs. Little Rock (1/19/19)  
Season 3, 4x, Last vs. UC Santa Barbara (12/7/19)  
Sun Belt 5 vs. Little Rock (1/19/19)

### ASSISTS

Career 3, 3x, Last vs. UC Santa Barbara (12/7/19)  
Season 3, 3x, Last vs. UC Santa Barbara (12/7/19)  
Sun Belt 2, 3x, Last vs. ULM (2/23/19)

### STEALS

Career 3 vs. Arkansas State (1/17/19)  
Season 1, 4x, Last vs. UC Santa Barbara (12/7/19)  
Sun Belt 3 vs. Arkansas State (1/17/19)

### FIELD GOALS MADE

Career 4 vs. Coastal Carolina (2/7/19)  
Season 3, 2x, Last vs. Arkansas Tech (11/24/19)  
Sun Belt 4 vs. Coastal Carolina (2/7/19)

### FIELD GOALS ATTEMPTED

Career 6, 5x, Last vs. Arkansas Tech (11/24/19)  
Season 6, 3x, Last vs. Arkansas Tech (11/24/19)  
Sun Belt 6, 2x, Last vs. ULM (2/23/19)

### FREE THROWS MADE

Career 2, 2x, Last @ #8 Gonzaga (11/19/19)  
Season 2, 2x, Last @ #8 Gonzaga (11/19/19)  
Sun Belt 1, 3x, Last vs. ULM (2/23/19)

### FREE THROWS ATTEMPTED

Career 4 @ Nevada (11/12/19)  
Season 4 @ Nevada (11/12/19)  
Sun Belt 2, 4x, Last vs. ULM (2/23/19)

### 3-POINT FIELD GOALS MADE

Career 2, 4x, Last vs. Tulsa (11/9/19)  
Season 2 vs. Tulsa (11/9/19)  
Sun Belt 2, 3x, Last vs. ULM (2/23/19)

### 3-POINT FIELD GOALS ATTEMPTED

Career 5 vs. Tulsa (11/9/19)  
Season 5 vs. Tulsa (11/9/19)  
Sun Belt 4 vs. Little Rock (1/19/19)

### MINUTES

Career 21, 2x, Last vs. ULM (2/23/19)  
Season 20, 2x, Last vs. Tulsa (11/9/19)  
Sun Belt 21, 2x, Last vs. ULM (2/23/19)

## MISCELLANEOUS

	Year	Career
Double-Figure Points		
20+ Points		
Double-Doubles		
5+ Rebounds		1
Double-Figure Assists		
Games W/ A Steal	4	11

## CAREER STATS

## 2019-20 SEASON NUGGETS

Started the first three games of the year; came off the bench each of the next six before returning to the starting lineup against UC Santa Barbara... had scored in every game until that UCSB game ... recorded a season-high eight points against Tulsa, one shy of matching his career high ... issued a career-high-tying three assists versus UT Dallas, North Texas and UC Santa Barbara.



## PAINT TOUCHES

**Quadrilingual**  
Can Speak French, English,  
Arabic & Dutch

**Americans Are...**  
More Friendly Than He  
Expected Them To Be

**Color Blind**  
Can't See Red, Blue, Green  
Or Brown

**Roommate**  
Jabari Narcis

**Jabari Is Always...**  
Making Food At 3 AM




**Favorite Fast Food**  
Chick-fil-A

## GAME-BY-GAME STATS

Opponent	Date	GS	MIN	Total		3-Pointers		Free throws		Rebounds				PF	A	T/O	BLK	STL	PTS	AVG	
				FG-FGA	PCT	3FG-3FGA	PCT	FT-FTA	PCT	OFF	DEF	TOT	AVG								
Texas-Dallas	11/05/19	*	19:39	1-6	.167	0-2	.000	0-0	.000	1	2	3	3.0	2	3	1	0	0	2	2.0	
Tulsa	11/09/19	*	20:13	3-6	.500	2-5	.400	0-0	.000	1	1	2	2.5	2	0	0	0	0	8	5.0	
at Nevada	11/12/19	*	19:16	1-3	.333	1-3	.333	2-4	.500	0	0	0	1.7	3	1	0	0	1	5	5.0	
at Oregon	11/17/19		13:49	1-3	.333	0-1	.000	0-0	.000	1	2	3	2.0	0	0	0	0	0	2	4.3	
at Gonzaga	11/19/19		18:09	1-3	.333	1-1	1.000	2-2	1.000	0	1	1	1.8	0	0	0	0	1	5	4.4	
Arkansas Tech	11/24/19		17:52	3-6	.500	1-1	1.000	0-0	.000	0	2	2	1.8	1	1	3	0	0	7	4.8	
vs Furman	11/27/19		13:00	1-3	.333	0-1	.000	0-0	.000	0	1	1	1.7	2	0	1	0	0	2	4.4	
at Elon	11/28/19		11:00	0-2	.000	0-1	.000	1-2	.500	1	2	3	1.9	1	0	0	1	0	1	4.0	
North Texas	12/02/19		16:08	1-1	1.000	0-0	.000	0-0	.000	0	1	1	1.8	2	3	0	0	1	2	3.8	
UC Santa Barbara	12/07/19	*	16:38	0-0	.000	0-0	.000	0-0	.000	0	3	3	1.9	4	3	1	0	1	0	3.4	
Totals			4	165:44	12-33	.364	5-15	.333	5-8	.625	4	15	19	1.9	17	11	6	1	4	34	3.4

Season	GP-GS	Min/Avg	Total		3-Ptr		F-Throws		Rebounds				PF	FO	A	TO	Blk	Stl	Pts	Avg
			FG-FGA	Pct	FG-FGA	Pct	FT-FTA	Pct	Off	Def	Tot	Avg								
2018-19	31-18	369/11.9	32-68	.471	9-26	.346	5-15	.333	13	24	37	1.2	34	0	10	18	2	11	78	2.5
2019-20	10-4	165/16.5	12-33	.364	5-15	.333	5-8	.625	4	15	19	1.9	17	0	11	6	1	4	34	3.4
Total	41-22	534/13.0	44-101	.436	14-41	.341	10-23	.435	17	39	56	1.4	51	0	21	24	3	15	112	2.7

# 4 | DAVID AZORE

 AYE-zore  
 @dazore6  
 @david22hh

**R-So.** | **G** | **6-4** | **205** | **Houston, TX** | **Clear Brook HS**

## RECORD PERFORMANCES

### POINTS

**Career** 17 vs. North Texas (12/2/19)  
**Season** 17 vs. North Texas (12/2/19)  
**Sun Belt** 16, 2x, Last @ Arkansas State (2/16/19)

### REBOUNDS

**Career** 13 @ Texas State (2/2/19)  
**Season** 10 vs. UC Santa Barbara (12/7/19)  
**Sun Belt** 13 @ Texas State (2/2/19)

### ASSISTS

**Career** 7 vs. UC Santa Barbara (12/7/19)  
**Season** 7 vs. UC Santa Barbara (12/7/19)  
**Sun Belt** 4, 2x, Last @ South Alabama (2/28/19)

### STEALS

**Career** 2, 7x, Last vs. North Texas (12/2/19)  
**Season** 2, 3x, Last vs. North Texas (12/2/19)  
**Sun Belt** 2 vs. Louisiana (2/21/19)

### FIELD GOALS MADE

**Career** 5, 3x, Last vs. Furman (11/27/19)  
**Season** 5 vs. Furman (11/27/19)  
**Sun Belt** 5 vs. Georgia State (1/3/19)

### FIELD GOALS ATTEMPTED

**Career** 15 @ North Texas (12/8/18)  
**Season** 12, 2x, Last vs. UC Santa Barbara (12/7/19)  
**Sun Belt** 12, 2x, Last vs. ULM (2/23/19)

### FREE THROWS MADE

**Career** 9 @ Appalachian St. (1/10/19)  
**Season** 8 vs. North Texas (12/2/19)  
**Sun Belt** 9 @ Appalachian St. (1/10/19)

### FREE THROWS ATTEMPTED

**Career** 10, 2x, Last vs. North Texas (12/2/19)  
**Season** 10 vs. North Texas (12/2/19)  
**Sun Belt** 10 @ Appalachian St. (1/10/19)

### 3-POINT FIELD GOALS MADE

**Career** 2, 4x, Last vs. Furman (11/27/19)  
**Season** 2, 3x, Last vs. Furman (11/27/19)  
**Sun Belt** 2 @ Arkansas State (2/16/19)

### 3-POINT FIELD GOALS ATTEMPTED

**Career** 5, 2x, Last @ Arkansas State (2/16/19)  
**Season** 4, 2x, Last vs. North Texas (12/2/19)  
**Sun Belt** 5 @ Arkansas State (2/16/19)

### MINUTES

**Career** 38, 2x, Last vs. UC Santa Barbara (12/7/19)  
**Season** 38 vs. UC Santa Barbara (12/7/19)  
**Sun Belt** 38 vs. ULM (2/23/19)

## MISCELLANEOUS

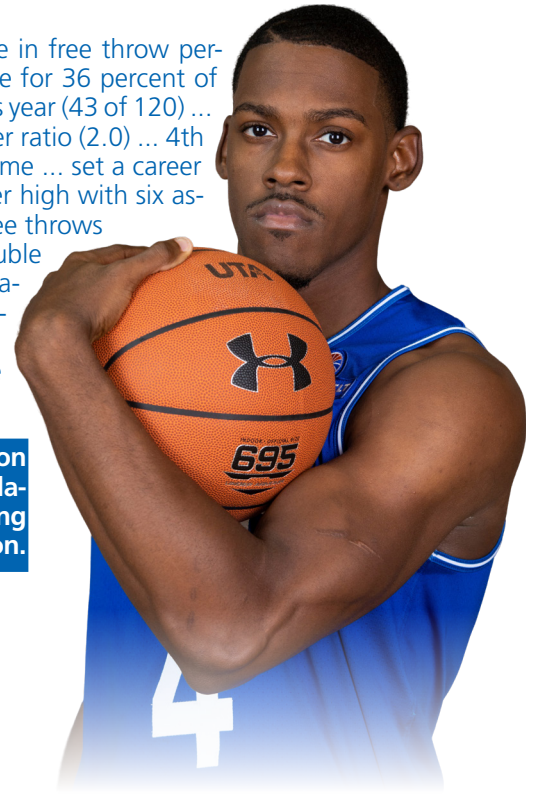
	Year	Career
Double-Figure Points	9	21
20+ Points		
Double-Doubles	1	3
5+ Rebounds	4	18
Double-Figure Assists		
Games W/ A Steal	7	22

## CAREER STATS

## 2019-20 SEASON NUGGETS

Ranks 6th in the Sun Belt Conference in free throw percentage at 82.7 (43-52) ... responsible for 36 percent of UTA's total free throws made so far this year (43 of 120) ... T-4th in the league in assist-to-turnover ratio (2.0) ... 4th in the Sun Belt with 3.9 assists per game ... set a career high with 17 points, tied a then-career high with six assists and made a season-best eight free throws against North Texas ... first double-double of the year with 13 points and a season-best 10 rebounds against UC Santa Barbara; added a career-best seven assists in that contest ... double-figure points in nine-straight games.

Torn his ACL in UTA's preseason charity scrimmage win over Oklahoma in October of 2017, forcing him to redshirt the 2017-18 season.



## PAINT TOUCHES

### Sports Allegiances

NBA: Rockets  
 NFL: Texans

### Roommate

Patrick Mwamba

### Twinning

Has A Twin Sister, Joilyn,  
 Who Plays Volleyball At  
 Southern University; Every-  
 one Says They Look Alike,  
 But He Doesn't Agree

### The Self-Proclaimed...

Best NBA 2K 2020 Video  
 Game Player On The Team

### Wants To Improve

Assist-TO Ratio & Finishing

## GAME-BY-GAME STATS

Opponent	Date	GS	MIN	Total FG-FGA	PCT	3-Pointers 3FG-3FGA	PCT	Free throws FT-FTA	PCT	Rebounds OFF DEF TOT AVG	PF	A	T/O	BLK	STL	PTS	AVG
Texas-Dallas	11/05/19	*	23:52	3-5	.600	1-1	1.000	0-0	.000	0 4 4 4.0	0	2	0	0	1	7	7.0
Tulsa	11/09/19	*	27:41	4-11	.364	0-4	.000	4-4	1.000	1 5 6 5.0	2	6	3	0	2	12	9.5
at Nevada	11/12/19	*	26:26	2-4	.500	1-2	.500	7-8	.875	0 3 3 4.3	2	4	3	0	2	12	10.3
at Oregon	11/17/19	*	25:55	2-8	.250	2-3	.667	5-6	.833	3 3 6 4.8	2	2	0	0	1	11	10.5
at Gonzaga	11/19/19	*	27:44	4-6	.667	2-3	.667	5-7	.714	0 4 4 4.6	3	2	1	0	0	15	11.4
Arkansas Tech	11/24/19	*	30:28	4-5	.800	1-1	1.000	7-8	.875	0 4 4 4.5	3	3	5	0	0	16	12.2
vs Furman	11/27/19	*	34:00	5-9	.556	2-2	1.000	0-0	.000	0 5 5 4.6	1	4	3	0	0	12	12.1
at Elon	11/28/19	*	36:00	4-12	.333	1-3	.333	2-2	1.000	0 4 4 4.5	3	3	2	0	1	11	12.0
North Texas	12/02/19	*	26:25	4-9	.444	1-4	.250	8-10	.800	1 2 3 4.3	3	6	1	0	2	17	12.6
UC Santa Barbara	12/07/19	*	37:52	4-12	.333	0-3	.000	5-7	.714	1 9 10 4.9	3	7	2	0	1	13	12.6
<b>Totals</b>			<b>10</b>	<b>296:23</b>	<b>.444</b>	<b>11-26</b>	<b>.423</b>	<b>43-52</b>	<b>.827</b>	<b>6 43 49 4.9</b>	<b>22</b>	<b>39</b>	<b>20</b>	<b>0</b>	<b>10</b>	<b>126</b>	<b>12.6</b>

Season	GP-GS	Min/Avg	Total FG-FGA	Pct	3-Ptr FG-FGA	Pct	F-Throws FT-FTA	Pct	Rebounds Off Def Tot Avg	PF	FO	A	TO	Blk	Stl	Pts	Avg
2018-19	32-17	743/23.2	75-233	.322	9-47	.191	110-135	.815	21 113 134 4.2	60	1	51	83	2	19	269	8.4
2019-20	10-10	297/29.7	36-81	.444	11-26	.423	43-52	.827	6 43 49 4.9	22	0	39	20	0	10	126	12.6
Total	42-27	1040/24.8	111-314	.354	20-73	.274	153-187	.818	27 156 183 4.4	82	1	90	103	2	29	395	9.4



# 10 | RADSHAD DAVIS

ruh-SHAHD  
@davis\_boy242  
@shad242

Sr. | G 6-2 | 205 | Nassau, Bahamas | Missouri State-West Plains JC | Sunrise Christian HS

## RECORD PERFORMANCES

### POINTS

Career 33 vs. Three Rivers (1/20/18)  
Season 14 @ Nevada (11/12/19)  
Sun Belt 17 vs. Louisiana (2/21/19)

### REBOUNDS

Career 13, 2x, Last @ Arkansas Baptist (1/17/18)  
Season 10 @ Nevada (11/12/19)  
Sun Belt 9 @ Georgia State (1/26/19)

### ASSISTS

Career 7 vs. Northwest Mississippi (11/28/17)  
Season 2, 3x, Last vs. UC Santa Barbara (12/7/19)  
Sun Belt 5 vs. Louisiana (2/21/19)

### STEALS

Career 4, 2x, Last @ Neosho County (11/08/16)  
Season 1, 2x, Last vs. UC Santa Barbara (12/7/19)  
Sun Belt 2, 5x, Last vs. ULM (2/23/19)

### FIELD GOALS MADE

Career 13 vs. Three Rivers (1/20/18)  
Season 5, 3x, Last vs. UC Santa Barbara (12/7/19)  
Sun Belt 7 vs. Louisiana (2/21/19)

### FIELD GOALS ATTEMPTED

Career 21 vs. Three Rivers (1/20/18)  
Season 12, 2x, Last vs. UC Santa Barbara (12/7/19)  
Sun Belt 10, 2x, Last vs. Louisiana (2/21/19)

### FREE THROWS MADE

Career 12 @ Southwest Tennessee (12/15/17)  
Season 4 @ Nevada (11/12/19)  
Sun Belt 7 vs. Little Rock (1/19/19)

### FREE THROWS ATTEMPTED

Career 12, 2x, Last @ Southwest Tennessee (12/15/17)  
Season 6 @ Nevada (11/12/19)  
Sun Belt 8 vs. Little Rock (1/19/19)

### 3-POINT FIELD GOALS MADE

Career 4 @ Highland (3/10/18)  
Season 2, 2x, Last vs. UC Santa Barbara (12/7/19)  
Sun Belt 2, 3x, Last @ Texas State (2/2/19)

### 3-POINT FIELD GOALS ATTEMPTED

Career 6 vs. A&M-Corpus Christi (11/16/18)  
Season 3, 3x, Last vs. UC Santa Barbara (12/7/19)  
Sun Belt 5 @ Coastal Carolina (1/12/19)

### MINUTES

Career 37 vs. Indian Hills (1/10/18)  
Season 24 vs. North Texas (12/2/19)  
Sun Belt 33 vs. ULM (2/23/19)

## MISCELLANEOUS

	Year	Career
Double-Figure Points	3	46
20+ Points		10
Double-Doubles	1	10
5+ Rebounds	5	46
Double-Figure Assists		
Games W/ A Steal	2	47

## CAREER STATS

Season	GP-GS	Min/Avg	FG-FGA	Pct	3-Ptr		F-Throws		Rebounds				PF	FO	A	TO	Blk	Stl	Pts	Avg
					FG-FGA	Pct	FT-FTA	Pct	Off	Def	Tot	Avg								
2016-17	5-5	0/0.0	23-36	.639	0-0	.000	17-24	.708	11	15	26	5.2	11	1	4	6	0	5	63	12.6
2017-18	31-30	0/0.0	187-325	.575	17-55	.309	123-152	.809	67	137	204	6.6	23	0	107	79	4	40	517	16.7
2018-19	33-10	764/23.2	95-186	.511	20-62	.323	53-68	.779	49	132	181	5.5	80	0	44	56	9	22	263	8.0
2019-20	10-0	162/16.2	29-65	.446	6-17	.353	5-9	.556	16	31	47	4.7	17	1	11	11	0	2	69	6.9
Total	79-45	926/11.7	334-612	.546	43-134	.321	198-253	.783	143	315	458	5.8	131	2	166	152	13	69	912	11.5

## 2019-20 SEASON NUGGETS

Has come off the bench in all 10 games so far this year ... has reached double-figure points on three occasions ... season- and UTA team-high 14 points at Nevada ... added 10 rebounds for his first double-double of the season ... 2nd on the team with 16 offensive rebounds ... balanced effort with seven points and eight rebounds against North Texas ... tallied 12 points against UC Santa Barbara.



## PAINT TOUCHES

**One Of...**  
Seven (Including Him)  
Brothers & Sisters

**Roommate**  
Brian 'Kipp' Warren

**Cruisin'**  
Took A Summer Cruise To  
Cozumel & Cayman Islands

**Hurricane Dorian Had...**  
Little Impact On His Home


**He's Always...**  
Happy, Smiling & Laid Back

**The Outlier**  
Only Guy On The Team Who  
Doesn't Play Video Games

## GAME-BY-GAME STATS

Opponent	Date	GS	MIN	Total		3-Pointers		Free throws		Rebounds				PF	A	T/O	BLK	STL	PTS	AVG
				FG-FGA	PCT	3FG-3FGA	PCT	FT-FTA	PCT	OFF	DEF	TOT	AVG							
Texas-Dallas	11/05/19		08:45	3-3	1.000	2-2	1.000	0-0	.000	1	4	5	5.0	1	1	2	0	0	8	8.0
Tulsa	11/09/19		21:30	5-8	.625	1-3	.333	0-0	.000	1	4	5	5.0	1	1	0	0	0	11	9.5
at Nevada	11/12/19		18:34	5-12	.417	0-1	.000	4-6	.667	6	4	10	6.7	5	1	3	0	0	14	11.0
at Oregon	11/17/19		13:25	1-6	.167	0-3	.000	0-0	.000	3	0	3	3.0	1	1	1	0	0	2	8.8
at Gonzaga	11/19/19		15:09	0-4	.000	0-1	.000	0-0	.000	0	2	2	2.0	3	2	1	0	0	0	7.0
Arkansas Tech	11/24/19		14:20	3-4	.750	0-0	.000	0-0	.000	1	2	3	4.7	0	2	1	0	0	6	6.8
vs Furman	11/27/19		13:00	0-2	.000	0-0	.000	0-0	.000	0	2	2	4.3	1	0	1	0	0	0	5.9
at Elon	11/28/19		12:00	4-8	.500	0-2	.000	1-3	.333	1	3	4	4.3	1	0	0	0	1	9	6.3
North Texas	12/02/19		23:58	3-6	.500	1-2	.500	0-0	.000	1	7	8	4.7	4	1	2	0	0	7	6.3
UC Santa Barbara	12/07/19		21:44	5-12	.417	2-3	.667	0-0	.000	2	3	5	4.7	0	2	0	0	1	12	6.9
Totals		0	162:26	29-65	.446	6-17	.353	5-9	.556	16	31	47	4.7	17	11	11	0	2	69	6.9

# 13 JABARI NARCIS

 NAHR-sis  
 @justfly52  
 @jabari\_narcis

Sr. | F | 6-9 | 240 | Chaguanas, Trinidad | Jacksonville College | Chaguanas North HS

## RECORD PERFORMANCES

### POINTS

**Career** 23 vs. Arkansas Tech (11/24/19)  
**Season** 23 vs. Arkansas Tech (11/24/19)  
**Sun Belt** 11 @ South Alabama (2/28/19)

### REBOUNDS

**Career** 18, 2x, Last vs. Panola (1/11/18)  
**Season** 11 vs. Arkansas Tech (11/24/19)  
**Sun Belt** 11 @ Little Rock (2/14/19)

### OFFENSIVE REBOUNDS

**Career** 5, 3x, Last vs. Blinn (2/3/18)  
**Season** 4, 2x, Last vs. Furman (11/27/19)  
**Sun Belt** 3, 2x, Last @ Troy (3/2/19)

### DEFENSIVE REBOUNDS

**Career** 14, 3x, Last @ Paris (1/13/18)  
**Season** 10 vs. Arkansas Tech (11/24/19)  
**Sun Belt** 8 @ Little Rock (2/14/19)

### BLOCKS

**Career** 4, 3x, Last @ South Alabama (2/28/19)  
**Season** 3, 2x, Last @ #8 Gonzaga (11/19/19)  
**Sun Belt** 4 @ South Alabama (2/28/19)

### FIELD GOALS MADE

**Career** 8, 2x, Last vs. Arkansas Tech (11/24/19)  
**Season** 8 vs. Arkansas Tech (11/24/19)  
**Sun Belt** 4 @ South Alabama (2/28/19)

### FIELD GOALS ATTEMPTED

**Career** 12, 4x, Last vs. Arkansas Tech (11/24/19)  
**Season** 12 vs. Arkansas Tech (11/24/19)  
**Sun Belt** 6, 3x, Last vs. Louisiana (2/21/19)

### 3-POINTERS MADE

**Career** 5, 2x, Last vs. Arkansas Tech (11/24/19)  
**Season** 5, 2x, Last vs. Arkansas Tech (11/24/19)  
**Sun Belt** 3 @ South Alabama (2/28/19)

### FREE THROWS MADE

**Career** 6, 2x, Last @ San Jacinto-Central (2/07/18)  
**Season** 4 vs. Tulsa (11/9/19)  
**Sun Belt** 2, 2x, Last @ Arkansas State (2/16/19)

### FREE THROWS ATTEMPTED

**Career** 9 @ Navarro (1/8/18)  
**Season** 5 vs. Tulsa (11/9/19)  
**Sun Belt** 3, 2x, Last vs. Texas State (3/9/19)

### MINUTES

**Career** 37 vs. Panola (1/11/18)  
**Season** 32 vs. UC Santa Barbara (12/7/19)  
**Sun Belt** 25 vs. Louisiana (2/21/19)

## MISCELLANEOUS

	Year	Career
Double-Figure Points	4	20
20+ Points	1	2
Double-Doubles	2	11
Double-Figure Rebounds	1	20
3+ Offensive Rebounds	2	26
3+ Blocks	2	15

## CAREER STATS

Season	GP-GS	Min/Avg	FG-FGA	Pct	3-Ptr		F-Throws		Rebounds				PF	FO	A	TO	Blk	Stl	Pts	Avg
					FG-FGA	Pct	FT-FTA	Pct	Off	Def	Tot	Avg								
2016-17	25-11	0/0.0	67-149	.450	12-53	.226	22-47	.468	50	134	184	7.4	53	0	8	25	35	7	168	6.7
2017-18	29-17	0/0.0	82-147	.558	7-20	.350	50-81	.617	63	179	242	8.3	41	1	15	33	39	8	221	7.6
2018-19	32-8	421/13.2	39-87	.448	11-40	.275	10-18	.556	31	68	99	3.1	47	0	8	20	34	6	99	3.1
2019-20	10-10	209/20.9	31-60	.517	19-42	.452	9-15	.600	18	52	70	7.0	14	0	5	9	13	1	90	9.0
Total	96-46	630/6.6	219-443	.494	49-155	.316	91-161	.565	162	433	595	6.2	155	1	36	87	121	22	578	6.0

## 2019-20 SEASON NUGGETS

Ranks 6th in the Sun Belt Conference in rebounds per game (7) ... T-6th in the league with 1.3 blocks per outing ... 1.9 3-pointers made per game is 10th in the Sun Belt ... has at least one block in every game but two ... registered a career-high and UTA season-high 23 points against Arkansas Tech ... since that game, he's been in single-digit points four-straight games (18 points total) ... has led UTA in scoring three times already ... has made three or more 3-pointers in a game four times this year ... 19 3-pointers made are already a single-season career high for him ... posted back-to-back games of five 3-pointers at #8 Gonzaga and versus Arkansas Tech.

By going a perfect 5-5 from 3-point range at #8 Gonzaga, he tied for the best 3-point percentage performance in program history. Of players who have made at least five 3-pointers in a game, Narcis is now just the third player to go 5-5 or better, joining Scott Cross (5-5 vs. UTSA on Feb. 14, 1998) and Kevin Butler (7-7 at Idaho on Feb. 14, 2013).

## PAINT TOUCHES

**Ping Pong King**  
 Loves Playing Ping Pong;  
 Him & Elame Unbeatable

**Surprising Fact**  
 He's An Extremely Good  
 Swimmer

**Thinks He Has...**  
 The Cleanest Apartment  
 On The Team With Ayoub

**Roommate**  
 Ayoub Nouhi

**Ayoub Is A...**  
 Gym Rat; Always Working

**Misses The Most...**  
 Food From Back Home

## GAME-BY-GAME STATS

Opponent	Date	GS	MIN	Total		3-Pointers		Free throws		Rebounds				PF	A	T/O	BLK	STL	PTS	AVG	
				FG-FGA	PCT	3FG-3FGA	PCT	FT-FTA	PCT	OFF	DEF	TOT	AVG								
Texas-Dallas	11/05/19	*	15:03	3-6	.500	0-3	.000	0-1	.000	1	4	5	5.0	0	0	1	1	0	6	6.0	
Tulsa	11/09/19	*	22:15	4-9	.444	4-7	.571	4-5	.800	4	6	10	7.5	2	0	1	3	0	16	11.0	
at Nevada	11/12/19	*	18:34	3-8	.375	3-7	.429	2-2	1.000	2	7	9	8.0	0	0	1	1	0	11	11.0	
at Oregon	11/17/19	*	23:53	0-4	.000	0-3	.000	0-1	.000	1	8	9	8.3	1	1	0	1	0	0	8.3	
at Gonzaga	11/19/19	*	28:50	5-5	1.000	5-5	1.000	1-2	.500	0	5	5	7.6	3	1	1	3	0	16	9.8	
Arkansas Tech	11/24/19	*	24:21	8-12	.667	5-8	.625	2-3	.667	1	10	11	8.2	1	1	0	0	0	23	12.0	
vs Furman	11/27/19	*	25:00	3-5	.600	1-3	.333	0-0	.000	4	4	8	8.1	2	0	2	1	0	7	11.3	
at Elon	11/28/19	*	11:00	2-3	.667	1-2	.500	0-0	.000	2	2	4	7.6	0	1	0	0	0	5	10.5	
North Texas	12/02/19	*	08:54	1-3	.333	0-1	.000	0-0	.000	1	1	2	7.0	3	1	2	1	1	2	9.6	
UC Santa Barbara	12/07/19	*	31:32	2-5	.400	0-3	.000	0-1	.000	2	5	7	7.0	2	0	1	2	0	4	9.0	
Totals			10	209:22	31-60	.517	19-42	.452	9-15	.600	18	52	70	7.0	14	5	9	13	1	90	9.0



# 20 | NICOLAS ELAME

uh-LALM-eh  
@nicolaselame  
@nicolaselame

Fr. G 6-3 185 Paris, France Bella Vista Prep (Ariz.)

## RECORD PERFORMANCES

### POINTS

Career 5 @ Elon (11/28/19)  
Season Same As Career  
Sun Belt

### REBOUNDS

Career 4 @ Elon (11/28/19)  
Season Same As Career  
Sun Belt

### ASSISTS

Career 3 vs. UT Dallas (11/5/19)  
Season Same As Career  
Sun Belt

### STEALS

Career 1, 3x, Last vs. North Texas (12/2/19)  
Season Same As Career  
Sun Belt

### FIELD GOALS MADE

Career 2 @ Elon (11/28/19)  
Season Same As Career  
Sun Belt

### FIELD GOALS ATTEMPTED

Career 4, 2x, Last vs. North Texas (12/2/19)  
Season Same As Career  
Sun Belt

### FREE THROWS MADE

Career  
Season  
Sun Belt

### FREE THROWS ATTEMPTED

Career 2 @ #14 Oregon (11/17/19)  
Season Same As Career  
Sun Belt

### 3-POINT FIELD GOALS MADE

Career 1 @ Elon (11/28/19)  
Season  
Sun Belt

### 3-POINT FIELD GOALS ATTEMPTED

Career 2 vs. North Texas (12/2/19)  
Season Same As Career  
Sun Belt

### MINUTES

Career 19 vs. North Texas (12/2/19)  
Season Same As Career  
Sun Belt

## 2019-20 SEASON NUGGETS

After coming off the bench his first three games, made consecutive starts at #14 Oregon and #8 Gonzaga ... did not play against Arkansas Tech due to an ankle injury ... in his first six games of the year he had a total of two points, five rebounds, one block and one steal; in his seventh game of the season at Elon, he scored five points, grabbed four rebounds and had a block and a steal ... one of only two UTA players with a positive +/- ratio against North Texas (+1).

## HOW HE GOT TO UTA

Born in Paris ... moved to Cameroon shortly after his birth until he was 14 years old; moved back to Paris for two years before coming to America when he was 16 ... lived with his cousin in Orlando upon moving to the U.S. and attended Downey Christian School ... moved to Houston to live with his aunt shortly after, and played his AAU ball with the Houston Defenders ... transferred to Bella Vista Prep in Arizona for his junior and season years to focus on basketball and academics.



## PAINT TOUCHES

### Bilingual

Is Fluent In French & English (Also Basic Spanish)

### French-Speaking Trio

He, Ayoub Nouhi & Patrick Mwamba All Speak French

### Plays A Lot Of...

Video Games

### Roommate

Coleman Sparling

### He's An...

Only Child

### National Experience

Has Played For The French National Team

## MISCELLANEOUS

Double-Figure Points  
20+ Points  
Double-Doubles  
5+ Rebounds  
Double-Figure Assists  
Games W/ A Steal 3 3

## CAREER STATS

## GAME-BY-GAME STATS

Opponent	Date	GS	MIN	Total		3-Pointers		Free throws		Rebounds				PF	A	T/O	BLK	STL	PTS	AVG
				FG-FGA	PCT	3FG-3FGA	PCT	FT-FTA	PCT	OFF	DEF	TOT	AVG							
Texas-Dallas	11/05/19		12:12	0-3	.000	0-0	.000	0-0	.000	0	0	0	0.0	0	3	1	1	1	0	0.0
Tulsa	11/09/19		01:26	0-0	.000	0-0	.000	0-0	.000	0	0	0	0.0	0	0	0	0	0	0	0.0
at Nevada	11/12/19		10:55	1-1	1.000	0-0	.000	0-1	.000	0	1	1	0.3	3	1	0	0	0	2	0.7
at Oregon	11/17/19	*	13:40	0-1	.000	0-0	.000	0-2	.000	1	0	1	0.5	1	0	1	0	0	0	0.5
at Gonzaga	11/19/19	*	10:47	0-1	.000	0-1	.000	0-0	.000	0	1	1	0.6	0	2	1	0	0	0	0.4
vs Furman	11/27/19		04:00	0-1	.000	0-1	.000	0-0	.000	0	2	2	0.8	0	0	1	0	0	0	0.3
at Elon	11/28/19		16:00	2-4	.500	1-1	1.000	0-0	.000	2	2	4	1.3	0	1	2	1	1	5	1.0
North Texas	12/02/19		18:51	1-4	.250	0-2	.000	0-1	.000	1	0	1	1.3	2	2	1	0	1	2	1.1
UC Santa Barbara	12/07/19		13:29	1-3	.333	0-1	.000	0-0	.000	1	1	2	1.3	1	1	1	0	2	1	1.2
Totals		2	101:20	5-18	.278	1-6	.167	0-4	.000	5	7	12	1.3	7	10	8	2	3	11	1.2

Season	GP-GS	Min/Avg	Total		3-Ptr		F-Throws		Rebounds				PF				Pts			
			FG-FGA	Pct	FG-FGA	Pct	FT-FTA	Pct	Off	Def	Tot	Avg	PF	FO	A	TO	Blk	Stl	Pts	Avg
2019-20	9-2	102/11.3	5-18	.278	1-6	.167	0-4	.000	5	7	12	1.3	7	0	10	8	2	3	11	1.2
Total	9-2	102/11.3	5-18	.278	1-6	.167	0-4	.000	5	7	12	1.3	7	0	10	8	2	3	11	1.2

# 22 | TIANDRE JACKSON-YOUNG

TEE-andre  
@themisfitdre

Sr. | F | 6-4 | 200 | Marshall, TX | Tyler JC | Marshall HS

## RECORD PERFORMANCES

### POINTS

Career 28 @ San Jacinto-Central (1/10/18)  
Season 19 vs. UT Dallas (11/5/19)  
Sun Belt 16 @ Coastal Carolina (1/12/19)

### REBOUNDS

Career 11 vs. UC Davis (11/18/18)  
Season 6 vs. Arkansas Tech (11/24/19)  
Sun Belt 7 @ Georgia State (1/26/19)

### ASSISTS

Career 4 vs. Houston CC (12/31/17)  
Season 2 vs. UT Dallas (11/5/19)  
Sun Belt 3, 2x, Last vs. Little Rock (1/19/19)

### STEALS

Career 3 vs. Lamar State-Port Arthur (3/8/18)  
Season 2 @ Elon (11/28/19)  
Sun Belt 1, 8x, Last vs. ULM (2/23/19)

### FIELD GOALS MADE

Career 11 @ San Jacinto-Central (1/10/18)  
Season 7 vs. UT Dallas (11/5/19)  
Sun Belt 5, 2x, Last @ Coastal Carolina (1/12/19)

### FIELD GOALS ATTEMPTED

Career 18 @ San Jacinto-Central (1/10/18)  
Season 10 vs. UT Dallas (11/5/19)  
Sun Belt 8, 2x, Last @ Arkansas State (2/16/19)

### FREE THROWS MADE

Career 7 @ Lee (1/5/18)  
Season 1, 2x, Last vs. North Texas (12/2/19)  
Sun Belt 2, 5x, Last @ Troy (3/2/19)

### FREE THROWS ATTEMPTED

Career 7 @ Lee (1/5/18)  
Season 2, 2x, Last vs. North Texas (12/2/19)  
Sun Belt 3 vs. Georgia Southern (1/5/19)

### 3-POINT FIELD GOALS MADE

Career 8 @ Paris (2/18/17)  
Season 5 vs. UT Dallas (11/5/19)  
Sun Belt 5 @ Coastal Carolina (1/12/19)

### 3-POINT FIELD GOALS ATTEMPTED

Career 12 @ Paris (2/18/17)  
Season 8 vs. UT Dallas (11/5/19)  
Sun Belt 6, 2x, Last @ Arkansas State (2/16/19)

### MISCELLANEOUS

Career 39 vs. San Jacinto-Central (3/9/18)  
Season 27 vs. Furman (11/27/19)  
Sun Belt 34 vs. Arkansas State (1/17/19)

## MISCELLANEOUS

	Year	Career
Double-Figure Points	1	44
20+ Points		4
Double-Doubles		
5+ Rebounds	2	22
Double-Figure Assists		
Games W/ A Steal	5	40

## CAREER STATS

Season	GP-GS	Min/Avg	FG-FGA	Pct	3-Ptr		F-Throws		Rebounds				PF	FO	A	TO	Blk	Stl	Pts	Avg
					FG-FGA	Pct	FT-FTA	Pct	Off	Def	Tot	Avg								
2016-17	29-0	0/0.0	98-216	.454	61-127	.480	22-32	.688	10	35	45	1.6	31	0	15	34	3	14	279	9.6
2017-18	33-4	0/0.0	135-301	.449	48-141	.340	59-77	.766	16	99	115	3.5	39	0	24	34	6	13	377	11.4
2018-19	33-19	760/23.0	81-191	.424	45-113	.398	15-21	.714	34	77	111	3.4	54	0	22	16	5	14	222	6.7
2019-20	9-4	155/17.2	22-50	.440	10-34	.294	2-5	.400	7	23	30	3.3	10	0	6	7	6	6	56	6.2
Total	104-27	915/8.8	336-758	.443	164-415	.395	98-135	.726	67	234	301	2.9	134	0	67	91	20	47	934	9.0

## 2019-20 SEASON NUGGETS

Started four-straight games after coming off the bench the first five contests until he did not play against UC Santa Barbara due to a broken nose/concussion; is questionable for the Houston game ... season- and game-high 19 points in the opener versus UT Dallas ... scored 14 total points over the next five games ... registered back-to-back seven-point games against Furman and Elon ... grabbed a season-best six rebounds against Arkansas Tech ... finished with a team-best +/- of +5 versus North Texas.



## PAINT TOUCHES

### Dual Athlete

Also Competes As A Long Jumper On The UTA Track & Field Team (9th Place -- 7.18m Last Year At Sun Belt Championship)

### One Of...

Five Siblings (Including Him); Has A Twin Sister, Tiara

### McKade Loves...

Interior Design; Lots Of Soft Rugs/Blankets In Apt.

### Roommate

McKade Marquis

### He's Learning To...

Play The Electric Guitar

## GAME-BY-GAME STATS

Opponent	Date	GS	MIN	Total		3-Pointers		Free throws		Rebounds				PF	A	T/O	BLK	STL	PTS	AVG
				FG-FGA	PCT	3FG-3FGA	PCT	FT-FTA	PCT	OFF	DEF	TOT	AVG							
Texas-Dallas	11/05/19		15:22	7-10	.700	5-8	.625	0-0	.000	2	2	4	4.0	2	2	0	3	1	19	19.0
Tulsa	11/09/19		14:30	1-5	.200	0-4	.000	0-0	.000	2	3	5	4.5	0	1	1	0	0	2	10.5
at Nevada	11/12/19		18:18	2-5	.400	2-4	.500	0-0	.000	0	1	1	3.3	2	0	0	1	0	6	9.0
at Oregon	11/17/19		12:16	0-4	.000	0-4	.000	0-0	.000	0	2	2	3.0	0	0	1	0	1	0	6.8
at Gonzaga	11/19/19		10:09	1-3	.333	0-2	.000	0-0	.000	0	4	4	3.2	0	0	1	1	0	2	5.8
Arkansas Tech	11/24/19	*	16:22	2-4	.500	0-1	.000	0-0	.000	2	4	6	3.7	3	1	0	0	1	4	5.5
vs Furman	11/27/19	*	27:00	3-8	.375	0-5	.000	1-2	.500	1	1	2	3.4	1	1	2	0	1	7	5.7
at Elon	11/28/19	*	18:00	3-5	.600	1-2	.500	0-1	.000	0	4	4	3.5	1	0	2	0	2	7	5.9
North Texas	12/02/19	*	22:02	3-6	.500	2-4	.500	1-2	.500	0	2	2	3.3	1	1	0	1	0	9	6.2
Totals		4	153:59	22-50	.440	10-34	.294	2-5	.400	7	23	30	3.3	10	6	7	6	6	56	6.2



# 23 | PATRICK MWAMBA

mm-WAMBA  
@patrick23mwamba  
@patrick\_kzmwamba

So. F 6-6 196 Bukavu, Congo NBA Academy Africa Keur Madior International HS

## RECORD PERFORMANCES

### POINTS

Career 13 vs. UT Tyler (11/6/18)  
Season 7 vs. UT Dallas (11/5/19)  
Sun Belt 5, 2x, Last vs. Texas State (3/9/19)

### REBOUNDS

Career 9 @ Missouri (12/4/18)  
Season 5, 2x, Last @ Nevada (11/12/19)  
Sun Belt 5 vs. Coastal Carolina (2/7/19)

### ASSISTS

Career 3 @ Tulsa (11/27/18)  
Season 2 @ Nevada (11/12/19)  
Sun Belt 2, 2x, Last vs. ULM (2/23/19)

### STEALS

Career 4 vs. UT Tyler (11/6/18)  
Season 1, 2x, Last @ Nevada (11/12/19)  
Sun Belt 2 @ Troy (3/2/19)

### FIELD GOALS MADE

Career 5 vs. UT Tyler (11/6/18)  
Season 3 vs. UT Dallas (11/5/19)  
Sun Belt 2 vs. Texas State (3/9/19)

### FIELD GOALS ATTEMPTED

Career 9 @ #8 Gonzaga (12/18/18)  
Season 6 @ #14 Oregon (11/17/19)  
Sun Belt 3, 2x, Last vs. Louisiana (2/21/19)

### FREE THROWS MADE

Career 4 vs. UTRGV (12/1/18)  
Season 2, 2x, Last @ #14 Oregon (11/17/19)  
Sun Belt 2 vs. Louisiana (2/21/19)

### FREE THROWS ATTEMPTED

Career 5 vs. UT Tyler (11/6/18)  
Season 2, 3x, Last @ #14 Oregon (11/17/19)  
Sun Belt 2, 3x, Last vs. Louisiana (2/21/19)

### 3-POINT FIELD GOALS MADE

Career 2, 2x, Last vs. Georgia Southern (3/16/19)  
Season 1 vs. UT Dallas (11/5/19)  
Sun Belt 1, 2x, Last vs. Texas State (3/9/19)

### 3-POINT FIELD GOALS ATTEMPTED

Career 4, 2x, Last vs. Georgia Southern (3/16/19)  
Season 2, 2x, Last @ Nevada (11/12/19)  
Sun Belt 3 vs. Louisiana (2/21/19)

### MINUTES

Career 26, 2x, Last @ Cal Poly (12/21/18)  
Season 21 vs. UT Dallas (11/5/19)  
Sun Belt 17 vs. Louisiana (2/21/19)

## MISCELLANEOUS

	Year	Career
Double-Figure Points		2
20+ Points		
Double-Doubles		
5+ Rebounds	2	7
Double-Figure Assists		
Games W/ A Steal	2	16

## CAREER STATS

Season	GP-GS	Min/Avg	Total		3-Ptr		F-Throws		Rebounds				PF	FO	A	TO	Blk	Stl	Pts	Avg
			FG-FGA	Pct	FG-FGA	Pct	FT-FTA	Pct	Off	Def	Tot	Avg								
2018-19	27-12	386/14.3	33-82	.402	7-30	.233	16-30	.533	22	46	68	2.5	49	0	18	31	5	26	89	3.3
2019-20	5-0	73/14.6	5-17	.294	1-6	.167	4-6	.667	3	15	18	3.6	10	1	3	3	5	2	15	3.0
Total	32-12	459/14.3	38-99	.384	8-36	.222	20-36	.556	25	61	86	2.7	59	1	21	34	10	28	104	3.3

## 2019-20 SEASON NUGGETS

Recorded a season-high seven points in the opener against UT Dallas ... double-figure minutes in every contest until the Gonzaga game.

Broke his right foot at #8 Gonzaga (Nov. 19) and is out indefinitely.

The non-contact injury came after he pulled down an un-contested rebound off a missed Gonzaga free throw.

## PRIOR TO UTA

Became the first NBA Academy Africa graduate to sign with an D-I school and just the fourth overall from the seven worldwide NBA Academies.

He participated in the first NCAA-sponsored Next Generation Sunday at the 2018 Final Four in San Antonio, and that is where UTA coaches first saw tape on him (coaches weren't allowed to attend - only watch recorded film). No UTA coaches saw him play live prior to committing.



## PAINT TOUCHES

One Of...  
12 Siblings (Including Him)

Has Ran A Mile In...  
4 Minutes, 53 Seconds;  
Best Time At UTA: 5:12

Roommate  
David Azore

Food Takes  
Now Enjoys Mexican Food;  
Has A Shellfish Allergy

French Connection  
Nice For Him To Have Two  
Others (Elame, Nouhi)  
Who Speak French; Reminds Him Of Home And Where He Came From

## GAME-BY-GAME STATS

Opponent	Date	GS	MIN	Total		3-Pointers		Free throws		Rebounds				PF	A	T/O	BLK	STL	PTS	AVG
				FG-FGA	PCT	3FG-3FGA	PCT	FT-FTA	PCT	OFF	DEF	TOT	AVG							
Texas-Dallas	11/05/19		21:28	3-4	.750	1-2	.500	0-2	.000	0	5	5	5.0	1	1	0	1	1	7	7.0
Tulsa	11/09/19		13:32	0-1	.000	0-0	.000	2-2	1.000	1	2	3	4.0	2	0	0	2	0	2	4.5
at Nevada	11/12/19		16:57	1-4	.250	0-2	.000	0-0	.000	0	5	5	4.3	5	2	1	1	1	2	3.7
at Oregon	11/17/19		13:59	1-6	.167	0-1	.000	2-2	1.000	2	2	4	4.3	1	0	1	1	0	4	3.8
at Gonzaga	11/19/19		06:47	0-2	.000	0-1	.000	0-0	.000	0	1	1	3.6	1	0	1	0	0	0	3.0
Totals			0 72:43	5-17	.294	1-6	.167	4-6	.667	3	15	18	3.6	10	3	3	5	2	15	3.0

# 43 COLEMAN SPARLING

@ColemanSparling  
@colemansparling

R-Jr. F 6-7 215 Ellensburg, WA College of Southern Idaho Central Washington

## RECORD PERFORMANCES

### POINTS

Career 19, 2x, Last @ Colorado Northwestern (1/31/19)  
Season 6 vs. Furman (11/27/19)  
Sun Belt

### REBOUNDS

Career 10 vs. Indian Hills (12/29/18)  
Season 5 vs. UT Dallas (11/5/19)  
Sun Belt

### ASSISTS

Career 6 vs. Western Nebraska (11/2/18)  
Season 1, 4x, Last vs. Furman (11/27/19)  
Sun Belt

### STEALS

Career 3, 3x, Last vs. Central Wyoming (12/15/18)  
Season 2 vs. Furman (11/27/19)  
Sun Belt

### FIELD GOALS MADE

Career 7, 2x, Last @ Colorado Northwestern (1/31/19)  
Season 3 vs. Furman (11/27/19)  
Sun Belt

### FIELD GOALS ATTEMPTED

Career 13 vs. Snow (3/2/19)  
Season 7 vs. Furman (11/27/19)  
Sun Belt

### FREE THROWS MADE

Career 6, 2x, Last vs. Saint Martin's (11/30/17)  
Season 2 vs. North Texas (12/2/19)  
Sun Belt

### FREE THROWS ATTEMPTED

Career 8, 2x, Last @ Western Nebraska (11/9/18)  
Season 2 vs. North Texas (12/2/19)  
Sun Belt

### 3-POINT FIELD GOALS MADE

Career 5 vs. Portland CC (12/8/18)  
Season 1, 2x, Last @ #8 Gonzaga (11/19/19)  
Sun Belt

### 3-POINT FIELD GOALS ATTEMPTED

Career 8 vs. Salt Lake (3/1/19)  
Season 3 @ #14 Oregon (11/17/19)  
Sun Belt

### MINUTES

Career 35 @ Western Nebraska (11/9/18)  
Season 28 vs. Furman (11/27/19)  
Sun Belt

## MISCELLANEOUS

	Year	Career
Double-Figure Points		14
20+ Points		
Double-Doubles		
5+ Rebounds	1	17
Double-Figure Assists		
Games W/ A Steal	2	18

## CAREER STATS

Season	GP-GS	Min/Avg	FG-FGA	Pct	3-Ptr		F-Throws		Rebounds				PF	FO	A	TO	Blk	Stl	Pts	Avg
					FG-FGA	Pct	FT-FTA	Pct	Off	Def	Tot	Avg								
2017-18	18-18	350/19.4	32-89	.360	14-42	.333	30-39	.769	15	55	70	3.9	31	1	18	25	1	5	108	6.0
2018-19	28-24	582/20.8	85-207	.411	36-109	.330	26-42	.619	30	79	109	3.9	52	0	58	26	8	17	232	8.3
2019-20	9-6	139/15.4	9-21	.429	2-8	.250	2-2	1.000	5	15	20	2.2	17	0	4	3	2	3	22	2.4
Total	55-48	1071/19.5	126-317	.397	52-159	.327	58-83	.699	50	149	199	3.6	100	1	80	54	11	25	362	6.6

## 2019-20 SEASON NUGGETS

After coming off the bench the first three games, started the next six contests before not playing against UC Santa Barbara to rest a foot injury; is questionable for the Houston game ... season-best six points versus Furman ... 20 of his 22 points on the year have come in the last six games ... made and attempted his first two free throws (2-2) of the year against North Texas ... considers himself a point-forward; can handle the ball very well ... had about 35 friends and family in attendance at Gonzaga (had about 70 requests, but couldn't secure enough tickets in the sold-out Kennel).

## PRIOR TO UTA

Utilized a redshirt season as a freshman at Division-II Central Washington in 2016-17 ... averaged 6 points and 3.9 rebounds at Central Washington in 2017-18 ... averaged 8.3 points, 3.9 rebounds and 2.1 assists at JUCO Southern Idaho in 2018-19 ... played for his father, Greg, who was the head coach at Central Washington during Coleman's two years; Greg was an assistant coach at Southern Idaho during Coleman's lone year there ... Greg is currently the head coach at D-II Alaska Fairbanks.



## PAINT TOUCHES

**Born On...**  
July 4, 1997

**Roommate**  
Nicolas Elame (Who Is Always Doing Dishes)

**No Need To Yell Fore**  
State Tournament Golfer In High School; Best Round Is A 70, Longest Drive Is 342 Yards ... Has Never Had A Lesson

**Outdoorsy**  
Rides Horses ... Favorite Singer Is Country Performer Luke Combs ... Brother, Jacob, Is A Professional Cowboy (Roper)

## GAME-BY-GAME STATS

Opponent	Date	GS	MIN	Total		3-Pointers		Free throws		Rebounds				PF	A	T/O	BLK	STL	PTS	AVG
				FG-FGA	PCT	3FG-3FGA	PCT	FT-FTA	PCT	OFF	DEF	TOT	AVG							
Texas-Dallas	11/05/19		11:46	0-0	.000	0-0	.000	0-0	.000	2	3	5	5.0	2	0	1	0	0	0	0.0
Tulsa	11/09/19		08:23	0-0	.000	0-0	.000	0-0	.000	0	1	1	3.0	1	0	0	0	0	0	0.0
at Nevada	11/12/19		11:57	1-2	.500	0-1	.000	0-0	.000	0	1	1	2.3	1	0	0	0	0	2	0.7
at Oregon	11/17/19	*	12:22	2-4	.500	1-3	.333	0-0	.000	0	0	0	1.8	0	1	0	0	0	5	1.8
at Gonzaga	11/19/19	*	14:38	1-2	.500	1-2	.500	0-0	.000	0	3	3	2.0	4	1	1	1	0	3	2.0
Arkansas Tech	11/24/19	*	23:07	1-3	.333	0-0	.000	0-0	.000	2	2	4	2.3	2	1	0	0	0	2	2.0
vs Furman	11/27/19	*	28:00	3-7	.429	0-1	.000	0-0	.000	1	3	4	2.6	3	1	1	1	2	6	2.6
at Elon	11/28/19	*	19:00	1-2	.500	0-0	.000	0-0	.000	0	2	2	2.5	1	0	0	0	0	2	2.5
North Texas	12/02/19	*	11:19	0-1	.000	0-1	.000	2-2	1.000	0	0	0	2.2	3	0	0	0	1	2	2.4
Totals			6 140:32	9-21	.429	2-8	.250	2-2	1.000	5	15	20	2.2	17	4	3	2	3	22	2.4



# SEASON BOX SCORES & RECAPS

## UT DALLAS

WIN, 84-50

UT Dallas - 59															
Record: 0-0															
NO.	Name	Min	FG	3P	FT	Rebounds	Fouls	TP	AS	TO	ST	Blocks	W-		
			M.A.	M.A.	M.A.	OR	DR	FF	FF	FF	FF	FF			
34	Kelden Pruitt	F 22:04	2-4	1-1	0-0	2	3	5	1	0	5	0	2	0	
44	Michael Forster	F 18:39	2-8	0-2	1-2	2	2	4	1	5	0	2	1	0	
41	Hans Bunwitz	C 14:25	0-0	0-0	0-0	0	0	0	0	0	0	0	0	0	
11	Curly Allen	F 21:33	2-8	1-6	0-0	1	5	6	1	0	0	0	0	0	
13	Jalen Weber	G 23:59	1-9	0-2	0-0	1	1	2	1	2	2	0	0	0	
5	Kavin Ezekiel	F 15:20	4-6	2-3	0-0	0	0	0	0	0	0	0	0	0	
21	Xavier Ferrell	G 12:25	1-2	0-0	2-2	0	0	0	2	4	1	0	1	0	
23	Simson Soname	G 13:30	2-3	0-0	0-0	2	1	3	1	1	4	1	0	0	
33	Kolton Pruitt	G 15:53	1-3	1-3	1-2	0	0	0	2	1	4	1	0	0	
5	Hunter Stevens	G 15:27	7-10	5-8	0-0	2	4	0	0	0	0	0	0	0	
31	Will Isaac	G 09:50	1-2	0-0	0-0	3	2	5	1	0	2	0	0	0	
20	James Curtis	G 08:31	0-1	0-0	0-0	1	1	0	1	0	0	0	0	0	
24	Jeremiah Gibson	G 05:34	0-3	0-0	0-0	0	0	0	1	1	0	0	0	0	
3	Cole Williams	G 03:23	0-2	0-1	0-0	0	0	0	0	0	0	0	0	0	
Team			1			5			6			0			
Totals			20-65			6-22			4-8			14			0

Shooting By Period			
1ST	FG	3P	FT
1ST	3-10	2-8	22.2%
2ND	3-7	3-5	0.0%
3RD	2-10	0-3	33.3%
4TH	3-13	0-3	30.8%
5TH	1-4	0-0	0.0%
6TH	3-13	2-6	30.8%
7TH	6-22	2-7	27.3%
8TH	6-6	4-4	66.7%

Court Ball Rebounds: 2			
1	5	6	1
2	4	0	1
3	1	4	0
4	0	0	0
5	1	0	0
6	3	0	0
7	1	0	0
8	1	0	0
9	0	0	0
10	0	0	0
11	0	0	0
12	0	0	0
13	0	0	0
14	0	0	0
15	0	0	0
16	0	0	0
17	0	0	0
18	0	0	0
19	0	0	0
20	0	0	0
21	0	0	0
22	0	0	0
23	0	0	0
24	0	0	0
25	0	0	0
26	0	0	0
27	0	0	0
28	0	0	0
29	0	0	0
30	0	0	0
31	0	0	0
32	0	0	0
33	0	0	0
34	0	0	0
35	0	0	0
36	0	0	0
37	0	0	0
38	0	0	0
39	0	0	0
40	0	0	0
41	0	0	0
42	0	0	0
43	0	0	0
44	0	0	0
45	0	0	0
46	0	0	0
47	0	0	0
48	0	0	0
49	0	0	0
50	0	0	0

Shooting By Period												
1st FG%	2nd FG%	3rd FG%	4th FG%	5th FG%	6th FG%	7th FG%	8th FG%	9th FG%	10th FG%	11th FG%	12th FG%	13th FG%
37%	28%	22%	33%	35%	34%	34%	34%	34%	34%	34%	34%	34%
3PT%	28%	22%	33%	35%	34%	34%	34%	34%	34%	34%	34%	34%
FT%	14%	25%	30%	30%	30%	30%	30%	30%	30%	30%	30%	30%
GM FG%	31.6%	29.2%	31.6%	31.6%	31.6%	31.6%	31.6%	31.6%	31.6%	31.6%	31.6%	31.6%
3PT%	15.3%	40.5%	15.3%	15.3%	15.3%	15.3%	15.3%	15.3%	15.3%	15.3%	15.3%	15.3%
FT%	6.2%	27.3%	6.2%	6.2%	6.2%	6.2%	6.2%	6.2%	6.2%	6.2%	6.2%	6.2%
Dead Ball Rebounds: 2												

UT Arlington - 84														
Record: 1-0														
NO.	Name	Min	FG	3P	FT	Rebounds	Fouls	TP	AS	TO	ST	Blocks		
			M.A.	M.A.	M.A.	OR	DR	FF	FF	FF	FF	FF		
2	Jordan Phillips	F 21:11	5-8	1-3	6-9	3	2	5	1	4	7	0		
3	Ayoub Nouri	F 19:38	1-6	0-2	0-0	1	2	3	0	2	3	1		
13	Jabari Narcis	C 14:25	0-0	0-0	0-0	0	0	0	0	0	0	0		
6	Brian Warren	G 21:57	1-5	0-3	1-2	1	4	5	1	2	3	2		
4	David Azore	G 23:52	3-5	1-1	0-0	0	4	4	0	1	7	2		
10	Radshad Davis	G 08:45	3-3	2-2	0-0	1	4	5	1	0	8	1		
22	Trondre Jackson-Young	G 15:27	7-10	5-8	0-0	2	4	0	0	0	0	0		
23	Patrick Mwamba	G 21:28	3-4	1-2	0-0	0	5	5	1	3	7	1		
1	Sam Griffin	G 14:24	4-7	4-7	0-0	0	1	1	1	0	12	3		
20	Nicolas Elame	G 08:00	0-0	0-0	0-0	0	0	0	0	0	0	0		
43	Coleman Sparring	G 11:48	0-0	0-0	0-0	2	3	5	2	0	0	0		
33	McKade Marquis	G 07:38	1-4	1-4	0-0	0	0	0	1	0	0	0		
14	Davis Swelam	G 05:43	0-2	0-2	0-0	0	0	0	1	0	0	0		
Team			0			3			3			0		
Totals			31-63			15-37			7-14			11		

Shooting By Period			
1st FG%	35.31	41.67	42.86
2nd FG%	57.14	57.14	25.00
3rd FG%	57.14	57.14	25.00
4th FG%	57.14	57.14	25.00
5th FG%	57.14	57.14	25.00
6th FG%	57.14	57.14	25.00
7th FG%	57.14	57.14	25.00
8th FG%	57.14	57.14	25.00
9th FG%	57.14	57.14	25.00
10th FG%	57.14	57.14	25.00
11th FG%	57.14	57.14	25.00
12th FG%	57.14	57.14	25.00
13th FG%	57.14	57.14	25.00
14th FG%	57.14	57.14	25.00
15th FG%	57.14	57.14	25.00
16th FG%	57.14	57.14	25.00
17th FG%	57.14	57.14	25.00
18th FG%	57.14	57.14	25.00
19th FG%	57.14	57.14	25.00
20th FG%	57.14	57.14	25.00
21st FG%	57.14	57.14	25.00
22nd FG%	57.14	57.14	25.00
23rd FG%	57.14	57.14	25.00
24th FG%	57.14	57.14	25.00
25th FG%	57.14	57.14	25.00
26th FG%	57.14	57.14	25.00
27th FG%	57.14	57.14	25.00
28th FG%	57.14	57.14	25.00
29th FG%	57.14	57.14	25.00
30th FG%	57.14	57.14	25.00
31st FG%	57.14	57.14	25.00
32nd FG%	57.14	57.14	25.00
33rd FG%	57.14	57.14	25.00
34th FG%	57.14	57.14	25.00
35th FG%	57.14	57.14	25.00
36th FG%	57.14	57.14	25.00
37th FG%	57.14	57.14	25.00
38th FG%	57.14	57.14	25.00
39th FG%	57.14	57.14	25.00
40th FG%	57.14	57.14	25.00
41st FG%	57.14	57.14	25.00
42nd FG%	57.14	57.14	25.00
43rd FG%	57.14	57.14	25.00
44th FG%	57.14	57.14	25.00
45th FG%	57.14	57.14	25.00
46th FG%	57.14	57.14	25.00
47th FG%	57.14	57.14	25.00
48th FG%	57.14	57.14	25.00
49th FG%	57.14	57.14	25.00
50th FG%	57.14	57.14	25.00
51st FG%	57.14	57.14	25.00
52nd FG%	57.14	57.14	25.00
53rd FG%	57.14	57.14	25.00
54th FG%	57.14	57.14	25.00
55th FG%	57.14	57.14	25.00
56th FG%	57.14	57.14	25.00
57th FG%	57.14	57.14	25.00
58th FG%	57.14	57.14	25.00
59th FG%	57.14	57.14	25.00
60th FG%	57.14	57.14	25.00
61st FG%	57.14	57.14	25.00
62nd FG%	57.14	57.14	25.00
63rd FG%	57.14	57.14	25.00
64th FG%	57.14	57.14	25.00
65th FG%	57.14	57.14	25.00
66th FG%	57.14	57.14	25.00
67th FG%	57.14	57.14	25.00
68th FG%	57.14	57.14	25.00
69th FG%	57.14	57.14	25.00
70th FG%	57.14	57.14	25.00
71st FG%	57.14	57.14	25.00
72nd FG%	57.14	57.14	25.00
73rd FG%	57.14	57.14	25.00
74th FG%	57.14	57.14	25.00
75th FG%	57.14	57.14	25.00
76th FG%	57.14	57.14	25.00
77th FG%	57.14	57.14	25.00
78th FG%	57.14	57.14	25.00
79th FG%	57.14	57.14	25.00
80th FG%	57.14	57.14	25.00
81st FG%	57.14	57.14	25.00
82nd FG%	57.14	57.14	25.00
83rd FG%	57.14	57.14	25.00
84th FG%	57.14	57.14	25.00
85th FG%	57.14	57.14	25.00
86th FG%	57.14	57.14	25.00
87th FG%	57.14	57.14	25.00
88th FG%	57.14	57.14	25.00
89th FG%	57.14	57.14	25.00
90th FG%	57.14	57.14	25.00
91st FG%	57.14	57.14	25.00
92nd FG%	57.14	57.14	25.00
93rd FG%	57.14	57.14	25.00
94th FG%	57.14	57.14	25.00
95th FG%	57.14	57.14	25.00
96th FG%	57.14	57.14	25.00
97th FG%	57.14	57.14	25.00
98th FG%	57.14	57.14	25.00
99th FG%	57.14	57.14	25.00
100th FG%	57.14	57.14	25.00
101st FG%	57.14	57.14	25.00
102nd FG%	57.14	57.14	25.00
103rd FG%	57.14	57.14	25.00
104th FG%	57.14	57.14	25.00
105th FG%	57.14	57.14	25.00
106th FG%	57.14	57.14	25.00
107th FG%	57.14	57.14	25.00
108th FG%	57.14	57.14	25.00
109th FG%	57.14	57.14	25.00
110th FG%	57.14	57.14	25.00
111th FG%	57.14	57.14	25.00
112th FG%	57.14	57.14	25.00
113th FG%	57.14	57.14	25.00
114th FG%	57.14	57.14	25.00
115th FG%	57.14	57.14	25.00
116th FG%	57.14	57.14	25.00
117th FG%	57.14	57.14	25.00
118th FG%	57.14	57.14	25.00
119th FG%	57.14	57.14	25.00
120th FG%	57.14	57.14	25.00
121st FG%	57.14	57.14	25.00
122nd FG%	57.14	57.14	25.00
123rd FG%	57.14	57.14	25.00
124th FG%	57.14	57.14	25.00
125th FG%	57.14	57.14	25.00
126th FG%	57.14	57.14	25.00
127th FG%	57.14	57.14	25.00
128th FG%	57.14	57.14	25.00
129th FG%	57.14	57.14	25.00
130th FG%	57.14	57.14	25.00
131st FG%	57.14	57.14	25.00
132nd FG%	57.14	57.14	25.00
133rd FG%	57.14	57.14	25.00
134th FG%	57.14	57.14	25.00
135th FG%	57.14	57.14	25.00
136th FG%	57.14	57.14	25.00
137th FG%	57.14	57.14	25.00
138th FG%	57.14	57.14	25.00
139th FG%	57.14	57.14	25.00
140th FG%	57.14	57.14	25.00
141st FG%	57.14	57.14	25.00
142nd FG%	57.14	57.14	25.00
143rd FG%	57.14	57.14	25.00
144th FG%	57.14	57.14	25.00
145th FG%	57.14	57.14	25.00
146th FG%	57.14	57.14	25.00
147th FG%	57.14	57.14	25.00
148th FG%	57.14	57.14	25.00
149th FG%	57.14	57.14	25.00
150th FG%	57.14	57.14	25.00
151st FG%	57.14	57.14	25.00
152nd FG%	57.14	57.14	25.00
153rd FG%	57.14	57.14	25.00
154th FG%	57.14	57.14	25.00
155th FG%	57.14	57.14	25.00
156th FG%	57.14	57.14	25.00
157th FG%	57.14	57.14	25.00
158th FG%	57.14	57.14	25.00
159th FG%	57.14	57.14	25.00
160th FG%	57.14	57.14	25.00
161st FG%	57.14	57.14	25.00
162nd FG%	57.14	57.14	25.00
163rd FG%	57.14	57.14	25.00
164th FG%	57.14	57.14	25.00
165th FG%	57.14	57.14	25.00
166th FG%	57.14	57.14	25.00
167th FG%	57.14	57.14	25.00
168th FG%	57.14	57.14	25.00
169th FG%	57.14	57.14	25.00
170th FG%	57.14	57.14	25.00
171st FG%	57.14	57.14	25.00
172nd FG%	57.14	57.14	25.00
173rd FG%	57.14	57.14	25.00
174th FG%	57.14	57.14	25.00
175th FG%	57.14	57.14	25.00
176th FG%	57.14	57.14	25.00
177th FG%	57.14	57.14	25.00
178th FG%	57.14	57.14	25.00
179th FG%	57.14	57.14	25.00
180th FG%	57.14	57.14	25.00
181st FG%	57.14	57.14	25.00
182nd FG%	57.14	57.14	25.00
183rd FG%	57.14	57.14	25.00
184th FG%	57.14	57.14	25.00
185th FG%	57.14	57.14	25.00
186th FG%	57.14	57.14	25.00
187th FG%	57.14	57.14	25.00
188th FG%	57.14	57.14	25.00
189th FG%	57.14	57.14	25.00
190th FG%	57.14	57.14	25.00
191st FG%	57.14	57.14	25.00
192nd FG%	57.14	57.14	25.00
193rd FG%	57.14	57.14	25.00
194th FG%	57.14	57.14	25.00
195th FG%	57.14	57.14	25.00
196th FG%	57.14	57.14	25.00
197th FG%	57.14	57.14	25.00
198th FG%	57.14	57.14	25.00
199th FG%	57.14	57.14	25.00
200th FG%	57.14	57.14	25.00
201st FG%	57.14	57.14	25.00
202nd FG%	57.14	57.14	25.00
203rd FG%	57.14	57.14	25.00
204th FG%	57.14	57.14	25.00
205th FG%	57.14	57.14	25.00
206th FG%	57.14	57.14	25.00
207th FG%	57.14	57.14	25.00
208th FG%	57.14	57.14	25.00
209th FG%	57.14	57.14	25.00
210th FG%	57.14	57.14	25.00
211st FG%	57.14	57.14	25.00
212nd FG%	57.14	57.14	25.00
213rd FG%	57.14	57.14	25.00
214th FG%	57.14	57.14	25.00
215th FG%	57.14	57.14	25.00
216th FG%	57.14	57.14	25.00
217th FG%	57.14	57.14	25.00
218th FG%	57.14	57.14	25.00
219th FG%	57.14	57.14	25.00
220th FG%	57.14	57.14	25.00
221st FG%	57.14	57.14	25.00
222nd FG%	57.14	57.14	25.00
223rd FG%	57.14	57.14	25.00
224th FG%	57.14	57.14	25.00
225th FG%	57.14	57.14	25.00
226th FG%	57.14	57.14	25.00
227th FG%	57.14	57.14	25.00
228th FG%	57.14	57.14	25.00
229th FG%	57.14	57.14	25.00
230th FG%	57.14	57.14	25.00
231st FG%	57.14	57.14	25.00
232nd FG%	57.14	57.14	25.00
233rd FG%	57.14	57.14	25.00
234th FG%	57.14	57.14	25.00
235th FG%	57.14	57.14	25.00
236th FG%	57.14	57.14	25.00
237th FG%	57.14	57.14	25.00
238th FG%	57.14	57.14	25.00
239th FG%	57.14	57.14	25.00
240th FG%	57.14	57.14	25.00
241st FG%	57.14	57.14	25.00
242nd FG%	57.14	57.14	25.00
243rd FG%	57.14	57.14	25.00
244th FG%	57.14	57.14	25.00
245th FG%	57.14	57.14	25.00
246th FG%	57.14	57.14	25.00
247th FG%	57.14	57.14	25.00
248th FG%	57.14	57.14	25.00

Shooting By Period												
1st FG%	2nd FG%	3rd FG%	4th FG%	5th FG%	6th FG%	7th FG%	8th FG%	9th FG%	10th FG%	11th FG%	12th FG%	13th FG%
37%	51%	51%	41%	41%	41%	41%	41%	41%	41%	41%	41%	41%
3PT%	51%	28%	41%	41%	41%	41%	41%	41%	41%	41%	41%	41%
FT%	61%	60%	60%	60%	60%	60%	60%	60%	60%	60%	60%	60%
GM FG%	39.6%	39.2%	39.6%	39.6%	39.6%	39.6%	39.6%	39.6%	39.6%	39.6%	39.6%	39.6%
3PT%	15.3%	40.5%	15.3%	15.3%	15.3%	15.3%	15.3%	15.3%	15.3%	15.3%	15.3%	15.3%
FT%	7.1%	50.0%	7.1%	7.1%	7.1%	7.1%	7.1%	7.1%	7.1%	7.1%	7.1%	7.1%
Dead Ball Rebounds: 3												

		UTD	UTA	Points from		UTD	UTA	Period by Period Scoring			
								1st	2nd	TOT	
Biggest lead	0 (1 <sup>st</sup> 20:00)	36 (2 <sup>nd</sup> 0:22)		Turnovers	3	25					
Best Scoring Run	5 (1 <sup>st</sup> 11:36)	9 (1 <sup>st</sup> 15:46)		Paint	22	22					
Lead Changes	0			Second Chance	18	18	UTD	21	29	50	
Times Tied	0			Fast Breaks	5	27	UTA	37	47	84	
Time with Lead	00:00	39:51		Bench	29	49					

Shooting By Period												
1st FG%	2nd FG%	3rd FG%	4th FG%	5th FG%	6th FG%	7th FG%	8th FG%	9th FG%	10th FG%	11th FG%	12th FG%	13th FG%
37%	51%	51%	41%	41%	41%	41%	41%	41%	41%	41%	41%	41%
3PT%	51%	28%	41%	41%	41%	41%	41%	41%	41%	41%	41%	41%
FT%	61%	60%	60%	60%	60%	60%	60%	60%	60%	60%	60%	60%
GM FG%	39.6%	39.2%	39.6%	39.6%	39.6%	39.6%	39.6%	39.6%	39.6%	39.6%	39.6%	39.6%
3PT%	15.3%	40.5%	15.3%	15.3%	15.3%	15.3%	15.3%	15.3%	15.3%	15.3%	15.3%	15.3%
FT%	7.1%	50.0%	7.1%	7.1%	7.1%	7.1%	7.1%	7.1%	7.1%	7.1%	7.1%	7.1%
Dead Ball Rebounds: 3												

## TULSA

WIN, 73-59

Tulsa - 59														
Record: 1-1														
NO.	Name	Min	FG	3P	FT	Rebounds	Fouls	TP	AS	TO	ST	Blocks		
			M.A.	M.A.	M.A.	OR	DR	FF	FF	FF	FF	FF		
1	Martins Ighu	F 20:28	2-4	0-0	2-2	1	3	4	2	3	6	1		
41	Jabari Narcis	F 32:05	4-11	0-4	3-3	1	4	2	2	11	3	0		
0	Brandon Rachal	G 20:23	1-7	0-2	0-0	0	4	4	5	1	2	0		
3	Eljahi Janner	G 23:39	1-6	1-2	0-0	0	2	3	3	3	0	0		
5	Lawson Konta	G 15:10	1-8	1-7	0-0	0	0	0	0	0	3	1		
22	Reggie Jones	24:11	5-12	3-5	6-10	2	3	5	4	19	1	2		
4	Isaiah Hill	25:02	0-5	0-1	1-2	0	4	4	1	3	1	0		
11	Darion Jackson	24:59	4-7	0-1	4-4	5	2	7	1	2	2	0		
12	Emmanuel Ugboh	03:13	0-0	0-0	0-0	0	1	1	0	0	0	0		
15	Josh Earley	10:50	1-2	0-0	0-2	2	2	4	0	2	1	0		
Team			3			3			6			0		
Totals			19-62			5-22			16			25		

Shooting By Period			
1st FG	8-32	25.0%	
2nd FG	1-3	21.4%	
3rd FG	1-10	36.7%	
4th FG	2-8	25.0%	
5th FG	11-30	36.7%	
3PT%	1-5	20.0%	
GM FG	19-62	30.6%	
3PT%	5-22	22.7%	
FT%	6-10	60.0%	
Dead Ball Rebounds: 4			

Shooting By Period			
1st	FG%	8-32	25.0%
	3PT%	3-14	21.4%
	FT%	4-8	50%
2nd	FG%	11-30	36.7%
	3PT%	2-8	25.0%
	FT%	12-15	80%
3rd	FG%	19-62	30.6%
	3PT%	5-22	22.7%
	FT%	16-23	69.6%
Dead Ball Rebounds: 4, 0			

## SEASON BOX SCORES & RECAPS

1055, 67-47

UTA battled through its worst shooting night in program history Sunday to remain competitive throughout the contest before a 2nd-half push by #14 Oregon sent the Mavericks to a 67-47 defeat inside Matthew Knight Arena.

UTA shot just 23.4 percent (15-64) from the floor – its worst field-goal percentage in program history (previous: 23.5 percent at Texas State on Jan. 9, 1999).

Despite that cold shooting, the Mavs trailed by single digits midway through the 2nd half and never by more than the final margin of 20 as UTA committed just six turnovers to keep itself in the matchup for the majority of the evening.

Arkansas sophomore transfer Jordan Phillips led UTA with 14 points – his most versus a Division-I opponent – while redshirt sophomore David Azore tallied 11 as the duo finished as the lone double-figure scorers for the Mavs.

LOSS, 72-66

Facing the #8 team in the nation on their home floor for the second-straight year, UTA came within two shots of potentially knocking off Gonzaga, but the Mavericks fell just short, 72-66.

Entering play, Gonzaga held the best field-goal percentage in the country at 56.6, but UTA held the Bulldogs to 39.1 percent while connecting at a 39.6-percent clip of its own. Included in that defensive effort for the Mavs was limiting Gonzaga to just 22.7 percent from 3-point range while delivering a 42.3-percent performance of their own from distance.

UTA led for more than 16 minutes in the 1st half before entering the locker room down just one, 28-27. The Mavs re-tied the contest on multiple occasions early in the 2nd half, but Gonzaga eventually created a little bit of separation and built a lead as large as 13. However, the Mavs demonstrated a ton of grit and fought their way back to make it a two-possession game with under a minute remaining. However, that six-point differential would end up being the difference.

WIN, 85-68

Behind double-double performances from Brian Warren and Jabari Narcis, UTA registered a season-high point total en route to an 85-68 win over Arkansas Tech inside the College Park Center.

UTA led for 37 minutes and was never seriously threatened as the Mavericks snapped a three-game losing skid – all of which came on the road to NCAA Tournament teams from a year ago – by registering a season-best field-goal performance at 50.7 percent (34-67).

Warren passed out a career- and game-high 12 assists to go along with 15 points, while Narcis scored a career- and game-high 23 points while grabbing a season- and game-best 11 rebounds. For Warren, it's his first double-double in 39 games as a member of the Mavs, while Narcis recorded his second double-double of the young season.

A 6-foot-9 forward, Narcis knocked down a career-tying five 3-pointers for the second-straight contest; as a team UTA went 7-19 (36.8 percent) from beyond the arc.



# SEASON BOX SCORES & RECAPS

## VS. FURMAN

LOSS, 58-57

Texas-Arlington 57 • 3-4, 0-0 SBC

#	Player	Total	3-Ptr	Rebounds	PF	TP	A	To	Blk	Stl	Min
		FG-FGA	FT-FTA	Off Def Tot							
13	Narcis, Jabari	3-5	1-3	0-0	4	4	8	2	7	0	21
22	Jackson-Young, TiAndre	3-8	0-5	1-2	1	1	2	1	7	1	27
43	Sparling, Coleman	3-7	1-1	0-0	1	3	4	3	6	1	28
00	Warren, Brian	6-13	1-1	0-0	0	4	4	1	18	2	31
04	Azore, David	5-9	2-2	0-0	0	5	5	1	12	4	34
01	Griffin, Sam	1-3	0-1	1-1	0	1	1	1	3	0	10
02	Phillips, Jordan	1-2	0-1	0-0	1	1	2	3	2	2	14
03	Nouhi, Ayoub	1-3	0-1	0-0	0	1	1	2	2	0	13
10	Davis, Radshad	0-2	0-0	0-0	0	2	2	1	0	0	13
14	Steelman, David	0-0	0-0	0-0	0	0	0	0	0	0	1
20	Elame, Nicolas	0-1	0-1	0-0	0	2	2	0	0	0	4
Team				0	2	2					
Totals		23-53	4-16	7-8	7	26	33	15	57	9	16

FG % 1st Half: 13-27 48.1% 2nd half: 10-26 38.5% Game: 23-53 43.4%  
3FG % 1st Half: 3-11 27.3% 2nd half: 1-5 20.0% Game: 4-16 25.0%  
FT % 1st Half: 2-3 66.7% 2nd half: 5-5 100.0% Game: 7-8 87.5%

Furman 58 • 7-1, 0-0 SoCon

#	Player	Total	3-Ptr	Rebounds	PF	TP	A	To	Blk	Stl	Min
		FG-FGA	FT-FTA	Off Def Tot							
04	Noah Gurley	3-7	1-1	4-5	0	1	2	11	2	4	25
20	Jalen Slawson	0-1	0-1	0-0	0	3	3	2	0	6	0
45	Clay Mounce	6-14	1-6	1-3	4	8	12	2	14	1	38
00	Alex Hunter	4-9	3-8	0-0	1	3	4	11	3	1	36
23	Jordan Lyons	4-11	4-9	2-2	0	4	4	2	14	2	37
00	Tre Clark	1-3	0-0	0-0	2	1	3	2	0	1	26
03	Mike Bothwell	2-6	0-3	2-3	1	2	3	1	6	1	25
Team				1	2	3					
Totals		20-51	9-28	9-13	9	24	33	12	58	9	17

FG % 1st Half: 7-21 33.3% 2nd half: 13-30 43.3% Game: 20-51 39.2%  
3FG % 1st Half: 5-15 33.3% 2nd half: 4-13 30.8% Game: 9-28 32.1%  
FT % 1st Half: 3-4 75.0% 2nd half: 6-9 66.7% Game: 9-28 32.1%

Officials: Bill Covington Jr., Anthony Franklin, and Ty McNeill  
Technical fouls: Texas-Arlington-None. Furman-None  
Attendance:

Score by periods	1st	2nd	Total
Texas-Arlington	27	30	57
Furman	22	36	58

Points	In	Off	2nd	Fast	Bench
UTA	28	20	5	4	7
FUR	24	10	3	1	8

Last FG - UTA 2nd-04:44, FUR 2nd-09:04  
3FG % 1st Half: 3-10 30.0% 2nd half: 1-5 20.0% Game: 4-16 25.0%  
FT % 1st Half: 2-3 66.7% 2nd half: 5-5 100.0% Game: 7-8 87.5%

## @ ELON

WIN, 77-67

UT Arlington 77 • 4-4

#	Player	Total	3-Ptr	Rebounds	PF	TP	A	To	Blk	Stl	Min
		FG-FGA	FT-FTA	Off Def Tot							
13	Narcis, Jabari	2-3	1-2	0-0	2	2	4	0	5	1	11
22	Jackson-Young, TiAndre	3-5	1-2	0-1	0	4	4	1	7	0	28
43	Sparling, Coleman	1-2	0-0	0-0	1	2	2	1	0	0	19
00	Warren, Brian	1-4	0-3	4-5	0	2	2	6	4	2	26
04	Azore, David	4-12	1-3	2-2	0	4	3	11	3	2	36
01	Griffin, Sam	3-9	3-4	0-0	1	2	0	0	3	1	39
02	Phillips, Jordan	3-5	1-2	4-4	0	3	3	2	11	1	27
03	Nouhi, Ayoub	0-2	0-1	1-2	1	2	3	1	0	0	11
10	Davis, Radshad	4-8	0-2	1-3	1	3	4	1	9	0	12
20	Elame, Nicolas	2-4	1-1	0-0	2	2	4	1	5	1	16
Team				2	3	5					
Totals		28-54	8-20	13-19	9	29	38	14	77	10	12

FG % 1st Half: 12-24 50.0% 2nd half: 16-30 53.3% Game: 28-54 51.9%  
3FG % 1st Half: 3-10 30.0% 2nd half: 5-10 50.0% Game: 8-20 40.0%  
FT % 1st Half: 5-11 45.5% 2nd half: 8-8 100.0% Game: 13-19 68.4%

Elon 67 • 3-5

#	Player	Total	3-Ptr	Rebounds	PF	TP	A	To	Blk	Stl	Min
		FG-FGA	FT-FTA	Off Def Tot							
01	Hannah, Chuck	1-1	0-0	0-0	1	2	0	2	1	2	0
33	Wright, Simon	3-7	1-2	3-4	2	3	5	1	10	2	1
00	McIntosh, Hunter	3-5	2-4	1-2	0	3	3	4	9	4	3
04	Sheffield II, Marcus	8-22	2-6	7-7	1	5	6	4	25	0	3
14	Ervin, Zac	3-10	1-4	0-0	2	1	3	3	7	0	0
05	Poser, Federico	0-0	0-0	0-0	1	1	2	2	0	1	0
10	Wooten, Kris	3-6	3-6	1-1	1	1	1	5	1	0	5
21	Pack, Andy	0-2	0-2	0-0	0	0	0	1	0	0	8
25	Woods, Hunter	2-4	1-3	0-1	0	5	5	3	5	2	2
Team				0	5	3					
Totals		23-57	10-27	11-14	7	20	27	19	67	11	12

FG % 1st Half: 11-29 37.9% 2nd half: 12-28 42.9% Game: 23-57 40.4%  
3FG % 1st Half: 6-14 42.9% 2nd half: 4-13 30.8% Game: 10-27 37.0%  
FT % 1st Half: 2-3 66.7% 2nd half: 8-8 100.0% Game: 11-14 78.6%

Officials: JW Lucas, Mike Palau, Tim Smith  
Technical fouls: UT Arlington-None. Elon-None.  
Attendance: 875

Score by periods	1st	2nd	Total
UT Arlington	32	45	77
Elon	30	37	67

Points	In	Off	2nd	Fast	Bench
UTA	28	16	15	6	48
ELON	18	8	3	1	14

Last FG - UTA 2nd-01:51, ELON 2nd-00:09  
3FG % 1st Half: 6-14 42.9% 2nd half: 4-13 30.8% Game: 10-27 37.0%  
FT % 1st Half: 2-3 66.7% 2nd half: 8-8 100.0% Game: 11-14 78.6%

## NORTH TEXAS

L, 77-66

North Texas -77

Record: 3-5

NO.	Name	Min	FG	3P	FT	Rebounds	Fouls	TP	AS	TO	ST	Blocks	RA	+/-	
			M.A.	M.A.	M.A.	OR	OR TOT								
23	Deng Gou	F 22:39	4-7	0-0	2-2	4	4	8	2	1	1	0	2	14	
24	Zachary Simmons	F 31:34	5-8	0-0	0-0	7	3	10	2	5	12	1	0	3	
0	James Reese	G 16:55	1-6	0-3	0-0	0	2	2	2	2	1	0	2	13	
1	Umaja Gibson	G 32:42	7-12	2-4	2-2	1	3	4	2	4	18	2	1	9	
3	Javon Hamlet	G 33:06	4-10	1-2	9-11	0	3	3	1	8	18	7	2	1	
2	Roosevelt Smart	13:57	0-3	0-2	0-0	0	3	0	1	0	0	0	0	3	
13	Thomas Bell	25:47	2-5	0-2	1-2	2	3	5	3	2	5	2	0	0	
55	DJ Draper	23:20	4-6	0-0	0-0	0	1	1	4	0	12	0	1	0	
Team						0	2	2		0	2				
Totals		27:54	57-119	16-23	14	24	38	17	23	77	14	13	5	6	4

Technical Fouls: Coach 2<sup>nd</sup> 11:55

Shooting By Period	1st	FG%	3P%	FT%
1st FG%	13-31	41.9%		
3P%	4-11	36.4%		
FT%	5-7	71.4%		
2nd FG%	14-23	60.9%		
3P%	3-8	37.5%		
FT%	11-16	68.8%		
GM FG%	27-54	50.0%		
3P%	7-19	36.8%		
FT%	16-23	69.6%		

Dead Ball Rebounds: 3-0

UT Arlington -66

Record: 4-6

NO.	Name	Min	FG	3P	FT	Rebounds	Fouls	TP	AS	TO	ST	Blocks	+/-
			M.A.	M.A.	M.A.	OR	OR TOT						
13	Jabari Narcis	F 08:54	1-3	0-1	0-0	1	1	2	3	2	1	2	1
22	TiAndre Jackson-Young	F 22:02	3-6	2-4	1-2	0	2	2	1	1	9	1	0
43	Coleman Sparling	F 11:19	0-1	0-1	2-2	0	0	0	3	1	2	0	0
0	Brian Warren	F 15:14	4-6	0-0	0-0	0	2	2	2	3	18	1	5
4	David Azore	G 28:25	4-9	1-4	8-10	1	2	3	3	4	17	6	1
2	Jordan Phillips	20:29	1-6	0-2	1-2	2	1	3	1	2	3	0	0
1	Sam Griffin	16:03	2-5	0-0	0-0	0	0	0	2	0	4	0	0
3	Ayoub Nouhi	16:08	1-1	0-0	0-0	0	1	1	2	1	2	3	0
10	Radshad Davis	23:52	3-4	1-2	0-0	1	7	8	4	1	7	1	2
20	Nicolas Elame	18:51	1-4	0-2	0-1	1	0	1	2	1	2	1	0
Team						5	1	6		0	0		
Totals		23:55	8-22	12-17	11	17	28	23	16	66	15	13	7

Technical Fouls: NONE

Shooting By Period	1st	FG%	3P%	FT%
1st FG%	9-28	31.0%		
3P%	4-12	33.3%		
FT%	1-2	50%		
2nd FG%	14-26	53.8%		
3P%	4-10	40.0%		
FT%	11-15	73.3%		
GM FG%	23-55	41.8%		
3P%	8-22	36.4%		
FT%	12-17	70.6%		

Dead Ball Rebounds: 2-0

	UNT	UTA
Biggest lead	20 (2 <sup>nd</sup> 15:37)	4 (1 <sup>st</sup> 18:15)
Best Scoring Run	10 (1 <sup>st</sup> 7:00)	9 (2 <sup>nd</sup> 6:09)
Lead Changes	1	
Times Tied	1	
Time with Lead	37:10	01:31

Points from	UNT	UTA
Turnovers	17	8
Paint	36	18
Second Chance	10	18
Fast Breaks	5	6
Bench	17	18

Period by Period Scoring	1st	2nd	TOT
UNT	35	42	77
UTA	23	43	66

## SEASON BOX SCORES & RECAPS

### UC SANTA BARBARA

Loss, 72-68

UC Santa Barbara - 72												
Record: 6-3												
NO.	Name	Pos	Min	FG	3P	FT	Rebounds	Fouls	TP	AS	TO	Blocks
				M-A	M-A	M-A	OR DR TOT	PF RO				BS BA
2	Matt Freeman	F	22:46	3-6	1-1	2-3	1 3 4	4 2 9	2	0	0	1 3
12	Amadou Sow	F	26:35	8-10	3-3	4-5	1 5 6	1 3 23	0	0	2	2 0 13
3	Jaquari McLaughlin	G	36:50	5-11	3-7	9-10	0 5 5	3 7 22	3	1	3	0 0 0
4	Davearl Ramsey	G	36:39	1-10	1-8	3-4	0 3 3	2 3 6	6	7	2	0 1 1
11	Brandon Cynus	G	27:35	2-7	1-4	1-2	0 4 4	4 1 6	1	0	0	0 0 10
0	Sekou Touré		18:53	2-2	0-0	0-0	0 6 6	1 0 4	0	1	1	0 0 0
35	Robinson Idehen		13:25	1-3	0-0	0-0	3 1 4	1 0 2	1	1	0	1 0 -9
5	Jay Nagle		15:42	0-4	0-2	0-0	1 0 1	0 0 0	0	1	0	0 1 2
1	Roberto Gitters		01:35	0-0	0-0	0-0	0 0 0	0 0 0	0	0	0	0 0 -5
Team												
Totals												
22-53 9-25 19-24 7 27 34 16 16 72 13 11 8 3 3 1 4												

Shooting By Period		
1 <sup>st</sup> FG%	11-24	45.8%
3PT%	2-7	28.6%
FT%	5-9	55.6%
2 <sup>nd</sup> FG%	13-34	38.2%
3PT%	5-16	31.3%
FT%	8-11	72.7%
GM FG%	24-58	41.4%
3PT%	7-23	30.4%
FT%	13-20	65.0%

Dead Ball Rebounds: 3, 0

Playing without two starters, already-shorthanded UTA battled back from a double-figure 2nd-half deficit to tie the game, but UC Santa Barbara ultimately claimed a 72-68 win in the Mavericks home non-conference finale.

Trailing by 10 midway through the 2nd half, UTA orchestrated an 8-0 run as part of a larger 19-9 stretch which turned a 50-40 deficit at the 11-minute mark into a 59-59 tie with four minutes left. True freshman Sam Griffin keyed the Mavs' spurt as the guard came off the bench and scored 14 of UTA's 17 points in one stretch on his way to finishing with a team-high 16 points.

However, UCSB had a response immediately after UTA tied the contest at 59-all, converting a traditional three-point play on its ensuing possession, and the Gauchos would have that lead the final four minutes on their way to a fifth-straight win.

### @ HOUSTON



### @ GEORGIA ST.



# GEORGIA STATE





## 2019-20 UTA STATISTICS

### Game Records

Record	Overall	Home	Away	Neutral
ALL GAMES	4-6	3-2	1-3	0-1
CONFERENCE	0-0	0-0	0-0	0-0
NON-CONFERENCE	4-6	3-2	1-3	0-1

### Score by Periods

Team	1st	2nd	OT	TOT
UT Arlington	318	378	0	696
Opponents	299	371	0	670

### Team Box Score

No.	Player				Total		3-Point		F-Throw		Rebounds											
		GP-GS	MIN	AVG	FG-FGA	FG%	3FG-FGA	3FG%	FT-FTA	FT%	OFF	DEF	TOT	AVG	PF	DQ	A	TO	BLK	STL	PTS	AVG
4	AZORE, David	10-10	296:23	29.6	36-81	.444	11-26	.423	43-52	.827	6	43	49	4.9	22	0	39	20	0	10	126	12.6
0	WARREN, Brian	10-10	284:26	28.4	38-103	.369	9-41	.220	26-30	.867	5	22	27	2.7	27	0	38	19	1	9	111	11.1
13	NARCIS, Jabari	10-10	209:22	20.9	31-60	.517	19-42	.452	9-15	.600	18	52	70	7.0	14	0	5	9	13	1	90	9.0
1	GRIFFIN, Sam	10-0	181:47	18.2	31-74	.419	14-40	.350	5-7	.714	0	11	11	1.1	12	0	10	10	0	7	81	8.1
2	PHILLIPS, Jordan	10-4	206:50	20.7	26-63	.413	7-22	.318	19-29	.655	12	25	37	3.7	13	0	8	12	2	5	78	7.8
10	DAVIS, Radshad	10-0	162:26	16.2	29-65	.446	6-17	.353	5-9	.556	16	31	47	4.7	17	1	11	11	0	2	69	6.9
22	JACKSON-YOUNG, TiAndre	9-4	153:59	17.1	22-50	.440	10-34	.294	2-5	.400	7	23	30	3.3	10	0	6	7	6	6	56	6.2
3	NOUHI, Ayoub	10-4	165:44	16.6	12-33	.364	5-15	.333	5-8	.625	4	15	19	1.9	17	0	11	6	1	4	34	3.4
23	MWAMBA, Patrick	5-0	72:43	14.5	5-17	.294	1-6	.167	4-6	.667	3	15	18	3.6	10	1	3	3	5	2	15	3.0
43	SPARLING, Coleman	9-6	140:32	15.6	9-21	.429	2-8	.250	2-2	1.000	5	15	20	2.2	17	0	4	3	2	3	22	2.4
33	MARQUIS, McKade	2-0	08:40	4.3	1-4	.250	1-4	.250	0-0	.000	0	0	0	0.0	1	0	2	1	0	0	3	1.5
20	ELAME, Nicolas	9-2	101:20	11.3	5-18	.278	1-6	.167	0-4	.000	5	7	12	1.3	7	0	10	8	2	3	11	1.2
14	STEELMAN, Davis	5-0	15:48	3.2	0-2	.000	0-2	.000	0-0	.000	1	0	1	0.2	2	0	1	0	0	0	0	0.0
Team											15	18	33					4				
Total		10			245-591	.415	86-263	.327	120-167	.719	97	277	374	37.4	169	2	148	114	32	52	696	69.6
Opponents		10			232-581	.399	79-237	.333	127-189	.672	101	275	376	37.6	156	-	113	124	31	45	670	67.0

### Team Statistics

	UTA	OPP
<b>Scoring</b>	<b>696</b>	<b>670</b>
Points per game	69.6	67.0
Scoring margin	+2.6	-
<b>Field goals-att</b>	<b>245-591</b>	<b>232-581</b>
Field goal pct	.415	.399
<b>3 point fg-att</b>	<b>86-263</b>	<b>79-237</b>
3-point FG pct	.327	.333
3-pt FG made per game	8.6	7.9
<b>Free throws-att</b>	<b>120-167</b>	<b>127-189</b>
Free throw pct	.719	.672
F-Throws made per game	12.0	12.7
<b>Rebounds</b>	<b>374</b>	<b>376</b>
Rebounds per game	37.4	37.6
Rebounding margin	-0.2	-
<b>Assists</b>	<b>148</b>	<b>113</b>
Assists per game	14.8	11.3
<b>Turnovers</b>	<b>114</b>	<b>124</b>
Turnovers per game	11.4	12.4
Turnover margin	+1.0	-
Assist/turnover ratio	1.3	0.9
<b>Steals</b>	<b>52</b>	<b>45</b>
Steals per game	5.2	4.5
<b>Blocks</b>	<b>32</b>	<b>31</b>
Blocks per game	3.2	3.1
<b>Winning streak</b>	<b>0</b>	<b>-</b>
Home win streak	0	-
<b>Attendance</b>	<b>9762</b>	<b>20396</b>
Home games-Avg/Game	5-1952	4-5099
Neutral site-Avg/Game	-	1-0

### Team Results

Date	Opponent		Score	Att.
11/05/19	Texas-Dallas	W	84-50	1727
11/09/19	Tulsa	W	73-59	3722
11/12/19	at Nevada	L	73-80	7504
11/17/19	at Oregon	L	47-67	6017
11/19/19	at Gonzaga	L	66-72	6000
11/24/19	Arkansas Tech	W	85-68	1157
11/27/19	vs Furman	L	57-58	0
11/28/19	at Elon	W	77-67	875
12/02/19	North Texas	L	66-77	1764
12/07/19	UC Santa Barbara	L	68-72	1392

## 2019-20 UTA STARTING LINEUPS

DAY	OPPONENT	1	2	3	4	5	RECORD
11.5	UT Dallas	Warren	Phillips	Azore	Nouhi	Narcis	----
11.9	Tulsa	Warren	Phillips	Azore	Nouhi	Narcis	----
11.12	@ Nevada	Warren	Phillips	Azore	Nouhi	Narcis	2-1 (1)
11.17	@ #14 Oregon	Warren	Elame	Azore	Sparling	Narcis	----
11.19	@ #8 Gonzaga	Warren	Elame	Azore	Sparling	Narcis	0-2 (2)
11.24	Arkansas Tech	Warren	Jackson-Young	Azore	Sparling	Narcis	----
11.27	vs. Furman	Warren	Jackson-Young	Azore	Sparling	Narcis	----
11.28	@ Elon	Warren	Jackson-Young	Azore	Sparling	Narcis	----
12.2	North Texas	Warren	Jackson-Young	Azore	Sparling	Narcis	2-2 (3)
12.7	UC Santa Barbara	Warren	Phillips	Azore	Nouhi	Narcis	2-2 (1)
12.11	@ Houston						
12.19	@ Georgia State						
12.21	@ Georgia Southern						
1.2	@ Arkansas State						
1.4	@ Little Rock						
1.6	South Alabama						
1.9	Appalachian State						
1.11	Coastal Carolina						
1.16	@ Louisiana						
1.18	@ ULM						
1.25	@ Texas State						
1.30	Louisiana						
2.1	ULM						
2.6	@ Appalachian State						
2.8	@ Coastal Carolina						
2.13	Arkansas State						
2.15	Little Rock						
2.20	Georgia State						
2.22	Georgia Southern						
2.28	Texas State						
3.3	@ Troy						
3.7-15	Sun Belt Tournament						

## 2019-20 HALF COMPARISONS

### FOR UTA...

Most 1st-Half Points..... 43 vs. Arkansas Tech (Nov. 24)  
 Fewest 1st-Half Points..... 23 vs. North Texas (Dec. 2)

Most 2nd-Half Points ..... 47 vs. UT Dallas (Nov. 5)  
 Fewest 2nd-Half Points ..... 19 @ #14 Oregon (Nov. 17)

Largest Halftime Lead ..... 16 (37-21) vs. Arkansas Tech (Nov. 24)  
 Largest Halftime Deficit..... 12 (35-23) vs. North Texas (Dec. 2)

### FOR OPPONENT...

Most 1st-Half Points..... 38, Nevada (Nov. 12)  
 Fewest 1st-Half Points..... 21, UT Dallas (Nov. 5)

Most 2nd-Half Points ..... 44, #8 Gonzaga (Nov. 19)  
 Fewest 2nd-Half Points ..... 29, UT Dallas (Nov. 5)





# GAME-BY-GAME VIA-OPPONENT COMPARISON

Opponent	1st	2nd	Score	Mar	Total FG	FG Pct	3-Pointers	3FG Pct	Free Throws	FT Pct	Rebounds	Assist	T/Over	Block	Steal	Fouls
TEXAS-DALLAS	37/21	47/29	84-50	+34	31-63/20-65	.492/.308	15-37/6-22	.405/.273	7-14/4-9	.500/.444	45/39 +6	25/8	10/13	6/0	7/4	13/11
TULSA	33/23	40/36	73-59	+14	24-60/19-62	.400/.306	9-34/5-22	.265/.227	16-17/16-23	.941/.696	42/41 +1	16/9	9/10	5/2	4/1	19/18
Nevada	35/38	38/42	73-80	(-7)	22-64/27-58	.344/.466	11-36/10-21	.306/.476	18-27/16-30	.667/.533	40/43 (-3)	13/18	14/16	3/6	6/5	25/22
Oregon	28/37	19/30	47-67	(-20)	15-64/27-59	.234/.458	6-30/8-20	.200/.400	11-16/5-8	.688/.625	36/46 (-10)	7/10	6/10	2/5	3/4	8/16
GONZAGA	27/28	39/44	66-72	(-6)	21-53/25-64	.396/.391	11-26/5-22	.423/.227	13-17/17-30	.765/.567	33/45 (-12)	13/10	10/6	5/1	4/7	21/13
ARKANSAS TECH	43/36	42/32	85-68	+17	34-67/22-58	.507/.379	7-19/10-31	.368/.323	10-12/14-15	.833/.933	40/30 +10	24/11	11/16	0/2	3/3	16/14
Furman	31/22	26/36	57-58	(-1)	23-53/20-51	.434/.392	4-16/9-28	.250/.321	7-8/9-13	.875/.692	33/33 -	9/9	16/17	2/3	5/5	15/12
Elon	32/30	45/37	77-67	+10	28-54/23-57	.519/.404	8-20/10-27	.400/.370	13-19/11-14	.684/.786	38/27 +11	10/11	12/12	2/3	7/3	14/19
NORTH TEXAS	23/35	43/42	66-77	(-11)	23-55/27-54	.418/.500	8-22/7-19	.364/.368	12-17/16-23	.706/.696	28/38 (-10)	15/14	13/13	4/6	7/5	23/17
UC SANTA BARBARA	29/29	39/43	68-72	(-4)	24-58/22-53	.414/.415	7-23/9-25	.304/.360	13-20/19-24	.650/.792	39/34 +5	16/13	13/11	3/3	6/8	17/16

Note: Game totals are displayed in the format TEAM/OPPONENT for each category

## UTA GAME HIGHS

<b>POINTS</b>	85		Arkansas Tech (11/24/19)
	84		Texas-Dallas (11/05/19)
	77		at Elon (11/28/19)
	73		at Nevada (11/12/19)
	73		Tulsa (11/09/19)
<b>FIELD GOALS MADE</b>	34		Arkansas Tech (11/24/19)
	31		Texas-Dallas (11/05/19)
<b>FIELD GOAL ATTEMPTS</b>	67		Arkansas Tech (11/24/19)
	64		at Oregon (11/17/19)
	64		at Nevada (11/12/19)
<b>FIELD GOAL PERCENTAGE</b>	.519	(28-54)	at Elon (11/28/19)
	.507	(34-67)	Arkansas Tech (11/24/19)
<b>3 PT FG MADE</b>	15		Texas-Dallas (11/05/19)
	11		at Gonzaga (11/19/19)
	11		at Nevada (11/12/19)
<b>3 PT FG ATTEMPTS</b>	37		Texas-Dallas (11/05/19)
	36		at Nevada (11/12/19)
<b>3 PT FG PERCENTAGE</b>	.423	(11-26)	at Gonzaga (11/19/19)
	.405	(15-37)	Texas-Dallas (11/05/19)
<b>FREE THROWS MADE</b>	18		at Nevada (11/12/19)
	16		Tulsa (11/09/19)
<b>FREE THROW ATTEMPTS</b>	27		at Nevada (11/12/19)
	20		UC Santa Barbara (12/07/19)
<b>FREE THROW PERCENTAGE</b>	.941	(16-17)	Tulsa (11/09/19)
	.875	(7-8)	vs Furman (11/27/19)
<b>REBOUNDS</b>	45		Texas-Dallas (11/05/19)
	42		Tulsa (11/09/19)
<b>ASSISTS</b>	25		Texas-Dallas (11/05/19)
	24		Arkansas Tech (11/24/19)
<b>STEALS</b>	7		North Texas (12/02/19)
	7		at Elon (11/28/19)
	7		Texas-Dallas (11/05/19)
<b>BLOCKED SHOTS</b>	6		Texas-Dallas (11/05/19)
	5		at Gonzaga (11/19/19)
	5		Tulsa (11/09/19)
<b>TURNOVERS</b>	16		vs Furman (11/27/19)
	14		at Nevada (11/12/19)
<b>FOULS</b>	25		at Nevada (11/12/19)
	23		North Texas (12/02/19)



## UTA GAME LOGS

<b>POINTS</b>	47		at Oregon (11/17/19)
	57		vs Furman (11/27/19)
	66		North Texas (12/02/19)
	66		at Gonzaga (11/19/19)
	68		UC Santa Barbara (12/07/19)
<b>FIELD GOALS MADE</b>	15		at Oregon (11/17/19)
	21		at Gonzaga (11/19/19)
<b>FIELD GOAL ATTEMPTS</b>	53		vs Furman (11/27/19)
	53		at Gonzaga (11/19/19)
<b>FIELD GOAL PERCENTAGE</b>	.234	(15-64)	at Oregon (11/17/19)
	.344	(22-64)	at Nevada (11/12/19)
<b>3 PT FG MADE</b>	4		vs Furman (11/27/19)
	6		at Oregon (11/17/19)
<b>3 PT FG ATTEMPTS</b>	16		vs Furman (11/27/19)
	19		Arkansas Tech (11/24/19)
<b>3 PT FG PERCENTAGE</b>	.200	(6-30)	at Oregon (11/17/19)
	.250	(4-16)	vs Furman (11/27/19)
<b>FREE THROWS MADE</b>	7		vs Furman (11/27/19)
	7		Texas-Dallas (11/05/19)
<b>FREE THROW ATTEMPTS</b>	8		vs Furman (11/27/19)
	12		Arkansas Tech (11/24/19)
<b>FREE THROW PERCENTAGE</b>	.500	(7-14)	Texas-Dallas (11/05/19)
	.650	(13-20)	UC Santa Barbara (12/07/19)
<b>REBOUNDS</b>	28		North Texas (12/02/19)
	33		vs Furman (11/27/19)
	33		at Gonzaga (11/19/19)
<b>ASSISTS</b>	7		at Oregon (11/17/19)
	9		vs Furman (11/27/19)
<b>STEALS</b>	3		Arkansas Tech (11/24/19)
	3		at Oregon (11/17/19)
<b>BLOCKED SHOTS</b>	0		Arkansas Tech (11/24/19)
	2		at Elon (11/28/19)
	2		vs Furman (11/27/19)
	2		at Oregon (11/17/19)
<b>TURNOVERS</b>	6		at Oregon (11/17/19)
	9		Tulsa (11/09/19)
<b>FOULS</b>	8		at Oregon (11/17/19)
	13		Texas-Dallas (11/05/19)

## OPPONENT GAME HIGHS

<b>POINTS</b>	80	at Nevada (11/12/19)
	77	North Texas (12/02/19)
	72	UC Santa Barbara (12/07/19)
	72	at Gonzaga (11/19/19)
	68	Arkansas Tech (11/24/19)
<b>FIELD GOALS MADE</b>	27	North Texas (12/02/19)
	27	at Oregon (11/17/19)
	27	at Nevada (11/12/19)
<b>FIELD GOAL ATTEMPTS</b>	65	Texas-Dallas (11/05/19)
	64	at Gonzaga (11/19/19)
<b>FIELD GOAL PERCENTAGE</b>	.500 (27-54)	North Texas (12/02/19)
	.466 (27-58)	at Nevada (11/12/19)
<b>3 PT FG MADE</b>	10	at Elon (11/28/19)
	10	Arkansas Tech (11/24/19)
	10	at Nevada (11/12/19)
<b>3 PT FG ATTEMPTS</b>	31	Arkansas Tech (11/24/19)
	28	vs Furman (11/27/19)
<b>3 PT FG PERCENTAGE</b>	.476 (10-21)	at Nevada (11/12/19)
	.400 (8-20)	at Oregon (11/17/19)
<b>FREE THROWS MADE</b>	19	UC Santa Barbara (12/07/19)
	17	at Gonzaga (11/19/19)
<b>FREE THROW ATTEMPTS</b>	30	at Gonzaga (11/19/19)
	30	at Nevada (11/12/19)
<b>FREE THROW PERCENTAGE</b>	.933 (14-15)	Arkansas Tech (11/24/19)
	.792 (19-24)	UC Santa Barbara (12/07/19)
<b>REBOUNDS</b>	46	at Oregon (11/17/19)
	45	at Gonzaga (11/19/19)
<b>ASSISTS</b>	18	at Nevada (11/12/19)
	14	North Texas (12/02/19)
<b>STEALS</b>	8	UC Santa Barbara (12/07/19)
	7	at Gonzaga (11/19/19)
<b>BLOCKED SHOTS</b>	6	North Texas (12/02/19)
	6	at Nevada (11/12/19)
<b>TURNOVERS</b>	17	vs Furman (11/27/19)
	16	Arkansas Tech (11/24/19)
	16	at Nevada (11/12/19)
<b>FOULS</b>	21	at Nevada (11/12/19)
	19	at Elon (11/28/19)



## OPPONENT GAME LOGS

<b>POINTS</b>	50		Texas-Dallas (11/05/19)
	58		vs Furman (11/27/19)
	59		Tulsa (11/09/19)
	67		at Elon (11/28/19)
	67		at Oregon (11/17/19)
<b>FIELD GOALS MADE</b>	19		Tulsa (11/09/19)
	20		vs Furman (11/27/19)
	20		Texas-Dallas (11/05/19)
<b>FIELD GOAL ATTEMPTS</b>	51		vs Furman (11/27/19)
	53		UC Santa Barbara (12/07/19)
<b>FIELD GOAL PERCENTAGE</b>	.306	(19-62)	Tulsa (11/09/19)
	.308	(20-65)	Texas-Dallas (11/05/19)
<b>3 PT FG MADE</b>	5		at Gonzaga (11/19/19)
	5		Tulsa (11/09/19)
<b>3 PT FG ATTEMPTS</b>	19		North Texas (12/02/19)
	20		at Oregon (11/17/19)
<b>3 PT FG PERCENTAGE</b>	.227	(5-22)	at Gonzaga (11/19/19)
	.227	(5-22)	Tulsa (11/09/19)
<b>FREE THROWS MADE</b>	4		Texas-Dallas (11/05/19)
	5		at Oregon (11/17/19)
<b>FREE THROW ATTEMPTS</b>	8		at Oregon (11/17/19)
	9		Texas-Dallas (11/05/19)
<b>FREE THROW PERCENTAGE</b>	.444	(4-9)	Texas-Dallas (11/05/19)
	.533	(16-30)	at Nevada (11/12/19)
<b>REBOUNDS</b>	27		at Elon (11/28/19)
	30		Arkansas Tech (11/24/19)
<b>ASSISTS</b>	8		Texas-Dallas (11/05/19)
	9		vs Furman (11/27/19)
	9		Tulsa (11/09/19)
<b>STEALS</b>	1		Tulsa (11/09/19)
	3		at Elon (11/28/19)
	3		Arkansas Tech (11/24/19)
<b>BLOCKED SHOTS</b>	0		Texas-Dallas (11/05/19)
	1		at Gonzaga (11/19/19)
<b>TURNOVERS</b>	6		at Gonzaga (11/19/19)
	10		at Oregon (11/17/19)
	10		Tulsa (11/09/19)
<b>FOULS</b>	11		Texas-Dallas (11/05/19)
	12		vs Furman (11/27/19)

## UTA PLAYER GAME HIGHS

<b>POINTS</b>	23		Jabari Narcis - Arkansas Tech (11/24/19)
	20		Sam Griffin - at Elon (11/28/19)
	19		TiAndre Jackson-Young - Texas-Dallas (11/05/19)
	18		Brian Warren - North Texas (12/02/19)
	18		Brian Warren - vs Furman (11/27/19)
<b>FIELD GOALS MADE</b>	8		Sam Griffin - at Elon (11/28/19)
	8		Jabari Narcis - Arkansas Tech (11/24/19)
<b>FIELD GOAL ATTEMPTS</b>	17		Brian Warren - at Gonzaga (11/19/19)
	14		Brian Warren - North Texas (12/02/19)
<b>FIELD GOAL PERCENTAGE (min 5 made)</b>	1.000	(5-5)	Jabari Narcis - at Gonzaga (11/19/19)
	.889	(8-9)	Sam Griffin - at Elon (11/28/19)
<b>3 PT FG MADE</b>	5		Jabari Narcis - Arkansas Tech (11/24/19)
	5		Jabari Narcis - at Gonzaga (11/19/19)
	5		TiAndre Jackson-Young - Texas-Dallas (11/05/19)
<b>3 PT FG ATTEMPTS</b>	8		Jabari Narcis - Arkansas Tech (11/24/19)
	8		Brian Warren - at Nevada (11/12/19)
	8		TiAndre Jackson-Young - Texas-Dallas (11/05/19)
<b>3 PT FG PERCENTAGE (min 2 made)</b>	1.000	(5-5)	Jabari Narcis - at Gonzaga (11/19/19)
	1.000	(2-2)	David Azore - vs Furman (11/27/19)
	1.000	(2-2)	Radshad Davis - Texas-Dallas (11/05/19)
<b>FREE THROWS MADE</b>	8		David Azore - North Texas (12/02/19)
	7		David Azore - Arkansas Tech (11/24/19)
	7		David Azore - at Nevada (11/12/19)
<b>FREE THROW ATTEMPTS</b>	10		David Azore - North Texas (12/02/19)
	9		Jordan Phillips - Texas-Dallas (11/05/19)
<b>FREE THROW PERCENTAGE (min 3 made)</b>	1.000	(6-6)	Brian Warren - Tulsa (11/09/19)
	1.000	(5-5)	Brian Warren - vs Furman (11/27/19)
	1.000	(4-4)	Jordan Phillips - at Elon (11/28/19)
	1.000	(4-4)	Brian Warren - at Gonzaga (11/19/19)
	1.000	(4-4)	David Azore - Tulsa (11/09/19)
<b>REBOUNDS</b>	11		Jabari Narcis - Arkansas Tech (11/24/19)
	10		David Azore - UC Santa Barbara (12/07/19)
	10		Radshad Davis - at Nevada (11/12/19)
	10		Jabari Narcis - Tulsa (11/09/19)
<b>ASSISTS</b>	12		Brian Warren - Arkansas Tech (11/24/19)
	7		David Azore - UC Santa Barbara (12/07/19)
	7		Brian Warren - Texas-Dallas (11/05/19)
<b>STEALS</b>	2		Jordan Phillips - UC Santa Barbara (12/07/19)
	2		David Azore - North Texas (12/02/19)
	2		Sam Griffin - at Elon (11/28/19)
	2		TiAndre Jackson-Young - at Elon (11/28/19)
	2		Coleman Sparling - vs Furman (11/27/19)
	2		Brian Warren - vs Furman (11/27/19)
	2		Brian Warren - at Gonzaga (11/19/19)
	2		David Azore - at Nevada (11/12/19)
	2		David Azore - Tulsa (11/09/19)
<b>BLOCKED SHOTS</b>	3		Jabari Narcis - at Gonzaga (11/19/19)
	3		Jabari Narcis - Tulsa (11/09/19)
	3		TiAndre Jackson-Young - Texas-Dallas (11/05/19)
<b>TURNOVERS</b>	5		Brian Warren - North Texas (12/02/19)
	5		David Azore - Arkansas Tech (11/24/19)
<b>FOULS</b>	5		Radshad Davis - at Nevada (11/12/19)
	5		Patrick Mwamba - at Nevada (11/12/19)





## OPPONENT PLAYER GAME HIGHS

<b>POINTS</b>	25		Marcus Sheffield - at Elon (11/28/19)
	24		Payton Pritchard - at Oregon (11/17/19)
	24		Jalen Harris - at Nevada (11/12/19)
	23		Amadou Sow - UC Santa Barbara (12/07/19)
	22		Jaquori McLaughlin - UC Santa Barbara (12/07/19)
<b>FIELD GOALS MADE</b>	10		Payton Pritchard - at Oregon (11/17/19)
	8		Amadou Sow - UC Santa Barbara (12/07/19)
	8		Marcus Sheffield - at Elon (11/28/19)
<b>FIELD GOAL ATTEMPTS</b>	22		Marcus Sheffield - at Elon (11/28/19)
	18		Jalen Harris - at Nevada (11/12/19)
<b>FIELD GOAL PERCENTAGE (min 5 made)</b>	1.000	(5-5)	Zachary Simmons - North Texas (12/02/19)
	.800	(8-10)	Amadou Sow - UC Santa Barbara (12/07/19)
<b>3 PT FG MADE</b>	4		DJ Draper - North Texas (12/02/19)
	4		Jordan Lyons - vs Furman (11/27/19)
<b>3 PT FG ATTEMPTS</b>	9		Jordan Lyons - vs Furman (11/27/19)
	8		Devearl Ramsey - UC Santa Barbara (12/07/19)
	8		Alex Hunter - vs Furman (11/27/19)
<b>3 PT FG PERCENTAGE (min 2 made)</b>	1.000	(3-3)	Amadou Sow - UC Santa Barbara (12/07/19)
	.667	(4-6)	DJ Draper - North Texas (12/02/19)
	.667	(2-3)	Kavin Ezekwe - Texas-Dallas (11/05/19)
<b>FREE THROWS MADE</b>	11		Jalen Harris - at Nevada (11/12/19)
	9		Jaquori McLaughlin - UC Santa Barbara (12/07/19)
	9		Javion Hamlet - North Texas (12/02/19)
<b>FREE THROW ATTEMPTS</b>	14		Jalen Harris - at Nevada (11/12/19)
	11		Javion Hamlet - North Texas (12/02/19)
	11		Admon Gilder - at Gonzaga (11/19/19)
<b>FREE THROW PERCENTAGE (min 3 made)</b>	1.000	(7-7)	Marcus Sheffield - at Elon (11/28/19)
	1.000	(5-5)	Dillon Gooding - Arkansas Tech (11/24/19)
	1.000	(4-4)	Darien Jackson - Tulsa (11/09/19)
	1.000	(3-3)	Jeriah Horne - Tulsa (11/09/19)
<b>REBOUNDS</b>	12		Clay Mounce - vs Furman (11/27/19)
	10		Zachary Simmons - North Texas (12/02/19)
	10		Drew Timme - at Gonzaga (11/19/19)
<b>ASSISTS</b>	7		Javion Hamlet - North Texas (12/02/19)
	6		Devearl Ramsey - UC Santa Barbara (12/07/19)
<b>STEALS</b>	3		Jaquori McLaughlin - UC Santa Barbara (12/07/19)
	3		Clay Mounce - vs Furman (11/27/19)
	3		Lindsey Drew - at Nevada (11/12/19)
<b>BLOCKED SHOTS</b>	3		Zachary Simmons - North Texas (12/02/19)
	2		Amadou Sow - UC Santa Barbara (12/07/19)
	2		Deng Geu - North Texas (12/02/19)
	2		Devante Foster - Arkansas Tech (11/24/19)
	2		Chandler Lawson - at Oregon (11/17/19)
	2		Lindsey Drew - at Nevada (11/12/19)
	2		John Carlos Reyes - at Nevada (11/12/19)
	2		K.J. Hymes - at Nevada (11/12/19)
<b>TURNOVERS</b>	7		Devearl Ramsey - UC Santa Barbara (12/07/19)
	6		Jalen Slawson - vs Furman (11/27/19)



# SINGLE-GAME INDIVIDUAL PROGRAM RECORDS

## POINTS

Pts	Player	Opponent	Date
1. 44	Dink Ford	Texas Wesleyan	Dec. 29, 1964
2. 43	Steven Barber	at UTSA	Jan. 24, 2002
3. 41	Larry Moore	Centenary	Jan. 18, 1973
4. 39	Willie Brand	Prairie View A&M	Dec. 2, 1989
39	Jerry Janek	Texas Wesleyan	Dec. 29, 1962
6. 38	Erick Neal	Appalachian State	Feb. 1, 2018
38	Marquez Haynes	UTSA	Jan. 16, 2010
38	Steven Barber	Wichita State	Nov. 28, 2001
38	Mike Nau	Lamar	Feb. 14, 1967
10. 37	Erick Neal	Appalachian State	Mar. 9, 2018
37	Reger Dowell	Western Kentucky	Mar. 1, 2014
37	Leonard Wilson	ULM	Mar. 6, 1993
37	Eric Gore	North Texas	Feb. 25, 1991
37	Bruce Tibbetts	at McMurry	Jan. 30, 1965
15. 36	Marquez Haynes	vs. Texas A&M-Corpus Christi	Mar. 12, 2009
36	Keith Greene	McNeese State	Feb. 17, 2000
36	Sam Norton	at ULM	Mar. 5, 1984
36	Sam Norton	at Oral Roberts	Jan. 3, 1984
36	Eddie Stallings	Trinity	Feb. 1, 1969
36	Dink Ford	at Texas Wesleyan	Jan. 2, 1965
36	Bruce Tibbetts	at Texas Wesleyan	Jan. 2, 1965
36	John Reglin	at Texas Wesleyan	Jan. 25, 1964
23. 35	Erick Neal	at ULM	Feb. 15, 2018
35	Reger Dowell	Howard Payne	Nov. 13, 2014
35	Bobby Kenyon	Northwestern State	Feb. 27, 1992
35	Willie Brand	at Northwestern State	Feb. 16, 1991
35	Freddie Anderson	at North Texas	Jan. 14, 1976
35	Kenny Jenkins	at Denver	Jan. 10, 1976
35	Eddie Stallings	West Texas A&M	Jan. 2, 1969
35	Noel Roberts	Trinity	Jan. 5, 1963

## FIELD GOALS MADE

FG	Player	Opponent	Date
1. 20	Larry Moore	Centenary	Jan. 18, 1973
2. 16	Cal Tate	Texas Wesleyan	Feb. 15, 1978
16	Ronnie Marsh	at Abilene Christian	Jan. 22, 1973
16	Mike Nau	Lamar	Feb. 14, 1967
16	Noel Roberts	Trinity	Dec. 28, 1962
6. 15	Robert Taylor	Texas Wesleyan	Dec. 17, 1996
15	Bobby Kenyon	Huston-Tillotson	Nov. 29, 1990
15	Sam Norton	ULM	Feb. 25, 1984
15	Sam Norton	at Arkansas State	Jan. 28, 1984
15	Eddie Stallings	Trinity	Feb. 1, 1969
15	Bruce Tibbetts	at McMurry	Jan. 30, 1965
12. 14	Sam Norton	at Oral Roberts	Jan. 3, 1984
14	Cal Tate	Texas Wesleyan	Feb. 15, 1978
14	Freeman Sparks	at McNeese State	Feb. 23, 1976
14	Freddie Anderson	at Louisiana Tech	Feb. 2, 1976
14	Freddie Anderson	at North Texas	Jan. 14, 1976
14	Kenny Jenkins	at Denver	Jan. 10, 1976
14	David Payne	Houston	Feb. 26, 1970
14	Sherman Evans	Tennessee Tech	Dec. 15, 1968
14	Dink Ford	vs. Texas Wesleyan	Dec. 12, 1964

## FIELD GOAL ATTEMPTS

FGA	Player	Opponent	Date
1. 30	Mike Nau	Texas Wesleyan	Dec. 4, 1965
30	Noel Roberts	Trinity	Jan. 5, 1963
3. 29	Miles Robertson	Pepperdine	Dec. 9, 1977
29	Larry Moore	Centenary	Jan. 18, 1973
29	Sherman Evans	at Lamar	Feb. 16, 1970
6. 28	Eric Gore	University of Dallas	Dec. 8, 1990
28	Freddie Anderson	at Louisiana Tech	Feb. 2, 1976
8. 27	Marquez Haynes	North Texas	Nov. 18, 2009
27	Steven Barber	at Wichita State	Nov. 28, 2001
27	Robert Taylor	Texas Wesleyan	Dec. 17, 1996
27	Willie Brand	Sam Houston State	Jan. 11, 1990
27	Willie Brand	UTSA	Nov. 28, 1988
27	Sam Norton	at Oral Roberts	Jan. 3, 1984
14. 26	Cal Tate	Texas Wesleyan	Feb. 15, 1978
26	Ronnie Marsh	at Centenary	Feb. 5, 1973
26	Sherman Evans	Tennessee Tech	Dec. 15, 1969
26	Mike Nau	Lamar	Feb. 14, 1967

## FIELD GOAL PERCENTAGE (Min. 5 Made)

Pct. (FG-A)	Player	Opponent	Date
1. 1.000 (10-10)	Jermaine Griffin	at Lamar	Feb. 14, 2008
1.000 (10-10)	Ike Mitchell	at Lamar	Jan. 18, 1986
1.000 (10-10)	Albert Culton	vs. Valpariso	Jan. 10, 1981
1.000 (9-9)	Erick Neal	at Rice	Nov. 29, 2015
1.000 (9-9)	Roger Shute	at TAMU-Kingsville	Jan. 19, 1976
1.000 (7-7)	Jorge Bilbao	at Louisiana	Feb. 7, 2015
1.000 (7-7)	Jermaine Griffin	UT Tyler	Nov. 11, 2006
1.000 (7-7)	Steven Thomas	at New Mexico State	Nov. 26, 2004
1.000 (6-6)	Andres Ibarguen	vs. Georgia Southern	Mar. 16, 2019
1.000 (6-6)	Johnny Hamilton	Rice	Nov. 29, 2017
1.000 (6-6)	Jordan Reves	Houston Baptist	Jan. 5, 2011
1.000 (6-6)	Keith Howell	UT Permian Basin	Dec. 5, 2003
1.000 (6-6)	Donald Harris	at Baylor	Nov. 21, 2001
1.000 (5-5)	Link Kabadyundi	at Alabama	Nov. 21, 2017
1.000 (5-5)	Kennedy Eubanks	at Georgia Southern	Feb. 4, 2016
1.000 (5-5)	Anthony Walker	at South Alabama	Mar. 8, 2014
1.000 (5-5)	Anthony Walker	at Oklahoma	Dec. 17, 2013
1.000 (5-5)	Vincent Dillard	Samford	Nov. 12, 2013
1.000 (5-5)	Brandon Edwards	Central Arkansas	Feb. 7, 2011
1.000 (5-5)	Anthony Vereen	vs. Schreiner	Nov. 26, 2007
1.000 (5-5)	Jermaine Griffin	vs. UC Riverside	Nov. 12, 2007
1.000 (5-5)	Jermaine Griffin	San Diego	Dec. 4, 2004
1.000 (5-5)	Bill Washington	at Arkansas State	Dec. 6, 1997
1.000 (5-5)	Jesse Kemp	Lamar	Jan. 22, 1976

## 3-POINTERS MADE

No.	Player	Opponent	Date
1. 9	Erick Neal	at ULM	Feb. 15, 2018
9	Willie Brand	Northwestern State	Feb. 14, 1991
3. 8	Eric Gore	at Charleston Southern	Dec. 28, 1991
4. 7	Erick Neal	Georgia State	Feb. 24, 2018
7	Kevin Hervey	at Louisiana	Mar. 4, 2017
7	Jamel Outler	vs Houston Baptist	Nov. 22, 2014
7	Kevin Butler	at Idaho	Feb. 14, 2013
7	LaMarcus Reed III	at A&M-Corpus Christi	Mar. 2, 2011
7	Roge'r Guignard	at UTSA	Feb. 20, 2008
7	Roge'r Guignard	vs. Hardin-Simmons	Dec. 29, 2007
7	Brady Dawkins	at Nicholls	Feb. 23, 2006
7	Jabari Johnson	at ULM	Mar. 1, 2001
7	Jabari Johnson	McNeese State	Jan. 27, 2000
7	Ronald Smith	McNeese State	Feb. 13, 1993
7	Ronald Smith	Stephen F. Austin	Jan. 23, 1993
7	Darrell Harmon	UTSA	Jan. 2, 1992
7	Glover Cody	McNeese State	Feb. 21, 1991
7	Rodrick Ford	UT Pan American	Dec. 19, 1988
7	Rodrick Ford	at UT Pan American	Dec. 19, 1987

## 3-POINT ATTEMPTS

No.	Player	Opponent	Date
1. 17	Roge'r Guignard	at UTSA	Feb. 20, 2008
2. 16	Roge'r Guignard	at Texas Southern	Dec. 20, 2006
16	Robert Mays	Nicholls	Dec. 3, 1990
4. 15	Erick Neal	at South Alabama	Jan. 16, 2016
15	Reger Dowell	at Georgia State	Feb. 1, 2014
15	Jabari Johnson	McNeese State	Jan. 27, 2000
15	Leonard Wilson	at Northwestern State	Feb. 1, 1992
15	Bobby Kenyon	McNeese State	Feb. 21, 1991
15	Ronnie Pruitt	McNeese State	Feb. 21, 1991
10. 14	Erick Neal	at Georgia State	Jan. 25, 2018
14	Reger Dowell	Troy	Jan. 23, 2014
14	Ronald Smith	Stephen F. Austin	Jan. 23, 1993
14	Eric Gore	at Stephen F. Austin	Jan. 11, 1992
14	Eric Gore	at Charleston Southern	Dec. 28, 1991
14	Robert Mays	at New Mexico	Nov. 23, 1990
16. 13	Edric Dennis	at Coastal Carolina	Jan. 12, 2019
13	Kevin Hervey	Georgia State	Feb. 24, 2018
13	Brandon Long	at Houston Baptist	Nov. 29, 2008
13	Brandon Long	at Texas Southern	Dec. 20, 2006
13	Steven Barber	McNeese State	Jan. 27, 2000
13	Anthony Durham	McNeese State	Jan. 30, 1997
13	Willie Brand	Sam Houston State	Jan. 11, 1990
13	Willie Brand	UTSA	Nov. 28, 1988

## 3-POINT PERCENTAGE (Min. 5 Made)

Pct. (FG-A)	Player	Opponent	Date
1. 1.000 (7-7)	Kevin Butler	at Idaho	Feb. 14, 2013
1.000 (5-5)	Jabari Narcis	at #8 Gonzaga	Nov. 19, 2019
1.000 (5-5)	Scott Cross	UTSA	Feb. 14, 1998



# SINGLE-GAME INDIVIDUAL PROGRAM RECORDS

## FREE THROWS MADE

No.	Player	Opponent	Date
1. 20	Paul Renfro	Louisiana	Feb. 19, 1979
2. 19	Eddie Stallings	West Texas A&M	Jan. 2, 1969
3. 18	Dink Ford	TAMU-Commerce	Dec. 12, 1964
4. 17	Jerry Janek	Texas Wesleyan	Dec. 29, 1962
5. 16	Steven Thomas	San Diego	Dec. 4, 2004
16	Steven Thomas	at UTSA	Jan. 10, 2004
16	Dink Ford	vs. Texas Wesleyan	Dec. 29, 1964
16	Jerry Janek	vs. Texas Wesleyan	Dec. 29, 1962
9. 15	Edric Dennis	vs. Little Rock	Jan. 19, 2019
15	Roger Dowell	Western Kentucky	Mar. 1, 2014
15	Paul Renfro	McNeese State	Feb. 3, 1979
15	Harvey Harris	Lamar	Dec. 18, 1962
13. 14	Scott Cross	Air Force	Dec. 22, 1997
14	Eddie Stallings	at Texas Tech	Jan. 20, 1968
14	Dink Ford	Angelo State	Feb. 8, 1966
14	Jay Hawley	vs. Texas Wesleyan	Dec. 29, 1960
14	LaMarcus Reed	at UTSA	Mar. 3, 2012

## FREE THROW ATTEMPTS

No.	Player	Opponent	Date
1. 22	Eddie Stallings	West Texas A&M	Jan. 18, 1969
22	Steven Thomas	ULM	Jan. 22, 2005
3. 21	Jerry Janek	Texas Wesleyan	Dec. 29, 1962
4. 20	Glover Cody	at Georgia State	Dec. 15, 1990
20	Paul Renfro	Louisiana	Feb. 19, 1979
6. 19	Bruce Tibbetts	Austin College	Dec. 10, 1964
7. 18	Roger Dowell	Western Kentucky	Mar. 1, 2014
18	Steven Thomas	Northwestern State	Jan. 12, 2005
18	Steven Barber	at Sam Houston State	March 6, 2001
18	Dink Ford	vs. Texas Wesleyan	Dec. 29, 1964

## FREE THROW PERCENTAGE (Min. 10 Att.)

Pct. (FG-A)	Player	Opponent	Date
1. 1.000 (20-20)	Paul Renfro	at Louisiana	Feb. 19, 1979
1.000 (13-13)	Eddie Stallings	at Houston	Feb. 22, 1968
1.000 (12-12)	Jordan Reves	at McNeese State	Feb. 22, 2012
1.000 (12-12)	Derrick Obasohan	at Nicholls	Feb. 28, 2004
1.000 (12-12)	Brian Myers	at Northwestern State	Feb. 22, 1996
1.000 (12-12)	Paul Renfro	McNeese State	Jan. 28, 1980
1.000 (11-11)	Brandon Edwards	at South Alabama	Mar. 8, 2014
1.000 (11-11)	Rodrick Epps	at Texas State	Feb. 3, 2007
1.000 (11-11)	Keith Howell	at Northwestern State	Jan. 30, 2003
1.000 (11-11)	Melvin Polk	at TCU	Dec. 1, 1979
1.000 (11-11)	Paul Renfro	at Wichita State	Dec. 8, 1978
1.000 (11-11)	Mike Nau	vs. Austin College	Dec. 29, 1965
1.000 (10-10)	Rodrick Epps	at AMCC	Feb. 19, 2007
1.000 (10-10)	Reggie Brown	North Texas	Feb. 3, 1996
1.000 (10-10)	Keith Cornett	at Northwestern State	Feb. 4, 1995
1.000 (10-10)	Ricky Leggett	at Baylor	Dec. 16, 1980
1.000 (10-10)	Melvin Polk	at Baylor	Dec. 16, 1980

## REBOUNDS

No.	Player	Opponent	Date
1. 24	Albert Culton	vs. Northeastern	Jan. 9, 1981
2. 23	Bruce Tibbetts	Austin College	Dec. 10, 1964
23	Jerry Janek	vs. Texas Wesleyan	Dec. 29, 1962
4. 22	Jermaine Griffin	UT Permian Basin	Dec. 1, 2005
5. 21	Mike Nau	Texas Wesleyan	Dec. 4, 1965
21	Mike Nau	Austin College	Dec. 13, 1966
21	Bruce Tibbetts	at McMurry	Jan. 30, 1965
8. 20	Sam Norton	McNeese State	Feb. 11, 1984
20	Mike Nau	Lamar	Feb. 14, 1967
20	Sherman Evans	at Samford	Dec. 18, 1971
11. 19	Brandon Edwards	at Troy	Mar. 6, 2014
19	Johnny McDowell	Sam Houston State	Jan. 21, 1993
19	Donny Beachum	UT Pan American	Jan. 21, 2004
19	John Reglin	Lamar	Feb. 14, 1967
19	John Reglin	Lamar	Jan. 8, 1966
19	Sam Norton	ULM	Feb. 2, 1984
19	Sherman Evans	Arkansas	Dec. 13, 1970

## OFFENSIVE REBOUNDS (Since 1983-84)

No.	Player	Opponent	Date
1. 12	Johnny McDowell	UTSA	Jan. 2, 1992
12	Sam Norton	McNeese State	Feb. 11, 1984
3. 11	Eric Gore	University of Dallas	Dec. 8, 1990
11	Sam Norton	Louisiana Tech	Mar. 1, 1984
11	Sam Norton	at Oral Roberts	Jan. 3, 1984
6. 10	Eric Gore	at ULM	Feb. 16, 1991
10	Michael Beasley	Morehead State	Jan. 3, 1989
8. 9	Johnny Hamilton	vs. Georgia State	Mar. 1, 2018
9	Bill Washington	at Northwestern State	Feb. 18, 1999
9	Bill Washington	at UTSA	Jan. 10, 1998
9	Robert Taylor	Texas Wesleyan	Dec. 17, 1996
9	Johnny McDowell	Sul Ross State	Dec. 4, 1992
9	Johnny McDowell	at Northwestern State	Feb. 1, 1992
9	Leonard Wilson	Nicholls	Dec. 3, 1990
9	Bill Nygard	Huston-Tillotson	Nov. 29, 1990

## DEFENSIVE REBOUNDS (Since 1983-84)

No.	Player	Opponent	Date
1. 14	Jermaine Griffin	UT Permian Basin	Dec. 1, 2005
14	Robert Taylor	ULM	Feb. 27, 1997
14	Sam Norton	North Texas	Feb. 9, 1984
14	Sam Norton	ULM	Feb. 2, 1984
5. 13	David Azore	at Texas State	Feb. 2, 2019
13	Kevin Hervey	at UTRGV	Dec. 16, 2018
13	Kevin Hervey	South Alabama	Feb. 25, 2017
13	Mack Callier	at Sam Houston State	Feb. 17, 2003
13	David Allen	North Texas	Jan. 14, 1989
10. 12	Kevin Hervey	Appalachian State	Feb. 1, 2018
12	Kevin Hervey	at Loyola Marymount	Dec. 22, 2016
12	Larry Posey	UTSA	Feb. 15, 2007
12	Steven Thomas	at Stephen F. Austin	Jan. 26, 2006
12	Anthony Durham	Northwestern State	Mar. 1, 1997
12	Bill Washington	Jarvis Christian	Dec. 2, 1996
12	Johnny McDowell	Sam Houston State	Jan. 21, 1993
12	Johnny McDowell	at Nicholls	Jan. 16, 1993
12	Johnny McDowell	vs. Gonzaga	Dec. 11, 1992
19. 11	David Azore	at Appalachian State	Jan. 10, 2019
11	Johnny Hamilton	at Northern Iowa	Dec. 7, 2017
11	Kevin Hervey	at Grand Canyon	Nov. 20, 2014
11	Brandon Edwards	vs. ULM	Mar. 13, 2014
11	Brandon Edwards	at Troy	Mar. 6, 2014
11	Brandon Edwards	Samford	Nov. 12, 2013
11	LaMarcus Reed III	vs. Southeastern La	Feb. 19, 2011
11	Steven Thomas	SE Louisiana	Jan. 19, 2006
11	Steven Thomas	at South Florida	Dec. 29, 2004
11	Mack Callier	at Sam Houston State	Mar. 6, 2001
11	Mack Callier	Texas State	Feb. 12, 2001
11	Brian Myers	TAMU-Commerce	Dec. 11, 1993

## ASSISTS

No.	Player	Opponent	Date
1. 17	Jermaine Johnson	at Sam Houston State	Dec. 28, 1998
2. 16	Sean Miller	at Northwestern State	Feb. 19, 1994
3. 15	Erick Neal	at Niagara	Nov. 25, 2017
15	Glover Cody	North Texas	Feb. 15, 1992
15	Glover Cody	at Northwestern State	Feb. 14, 1991
15	Glover Cody	at Sam Houston State	Jan. 25, 1991
6. 13	Erick Neal	UT Dallas	Nov. 27, 2017
13	Erick Neal	at BYU	Mar. 15, 2017
13	Erick Neal	Louisiana	Jan. 23, 2017
13	Erick Neal	UT Dallas	Dec. 5, 2016
13	Glover Cody	at Iowa State	Dec. 10, 1991
13	Glover Cody	vs. Army	Nov. 24, 1990
13	Ronnell Peters	at ULM	Feb. 25, 1984
13	Ricky Leggett	at Denver	Dec. 12, 1978
13	Jesse Kemp	McNeese State	Feb. 28, 1977
13	David Payne	at UT Pan American	Jan. 18, 1971
13	David Payne	at Texas Wesleyan	Dec. 16, 1969



## SINGLE-GAME INDIVIDUAL PROGRAM RECORDS

## BLOCKED SHOTS

No.	Player	Opponent	Date
1. 9	Paul Renfro	Texas Wesleyan	Jan. 18, 1980
2. 8	Miles Robertson	Louisiana Tech	Mar. 1, 1979
3. 7	Johnny Hamilton	at Georgia State	Jan. 25, 2018
4. 6	Johnny Hamilton	Georgia Southern	Feb. 22, 2018
6	Brandon Williams	vs Howard Payne	Dec. 20, 2014
6	Jordan Reves	at San Jose State	Jan. 28, 2013
6	Jordan Reves	vs. Louisiana Tech	Jan. 5, 2013
6	Jermaine Griffin	at Western Illinois	Dec. 4, 2006
6	Miles Robertson	St. Edward's	Nov. 26, 1977
6	Trey Parker	Sam Houston State	Jan. 30, 2008
11. 5	Brandon Edwards	ULM	Jan. 9, 2014
5	Jermaine Griffin	at Texas State	Feb. 3, 2007
5	Jermaine Griffin	UT Tyler	Nov. 11, 2006
5	Roy Johnson	at Northwestern State	Feb. 26, 2004
5	Jermaine Johnson	at UTSA	Jan. 7, 1999
5	Johnny McDowell	McNeese State	Jan. 25, 1992
5	Ralph McPherson	Arkansas State	Feb. 16, 1981
5	Albert Culton	McNeese State	Feb. 7, 1981

## STEALS

No.	Player	Opponent	Date
1. 8	Bill Washington	McNeese State	Jan. 27, 2000
8	Leonard Wilson	Nicholls	Dec. 3, 1990
3. 7	Bill Washington	Stephen F. Austin	Feb. 11, 1999
7	Bill Washington	McMurry	Nov. 24, 1998
7	Glover Cody	at North Texas	Feb. 28, 1991
7	Rodrick Ford	US International	Feb. 5, 1987
7	Rodrick Ford	at Stephen F. Austin	Jan. 16, 1987
7	Ronnell Peters	Arkansas State	Feb. 1, 1986

## TURNOVERS

No.	Player	Opponent	Date
1. 12	Ricky Leggett	at Lamar	Mar. 4, 1978
2. 11	Erick Neal	at Georgia Southern	Jan. 27, 2018
11	Johnny Hill	at Georgia State	Jan. 15, 2015
11	Ronnie Marsh	at Hardin-Simmons	Feb. 2, 1974
5. 10	Lonnie McClanahan	at Texas State	Jan. 18, 2014
10	Josh Daniel	ULM	Mar. 7, 2003
10	Miles Robertson	at Lamar	Feb. 10, 1979
10	Ricky Leggett	at Baylor	Dec. 16, 1980
10	Greg Stuckey	at Lamar	Feb. 24, 1977

## MINUTES PLAYED (Since 1973-74)

No.	Player	Opponent	Date
1. 50	Jermaine Johnson	at Sam Houston State	Dec. 28, 1998
2. 49	Keith Howell	ULM	Mar. 7, 2003
49	Donald Harris	at Sam Houston State	Dec. 28, 1998
4. 47	Rickey Leggett	McNeese State	Jan. 28, 1980
47	Jeffrey Stewart	McNeese State	Jan. 28, 1980
47	Miles Robertson	at Pepperdine	Dec. 9, 1977
47	Cal Tate	at Pepperdine	Dec. 9, 1977
8. 46	Rodrick Epps	at TCU	Nov. 18, 2006
46	Larry Posey	at TCU	Nov. 18, 2006
46	Donald Harris	at Stephen F. Austin	Feb. 6, 1999
46	Bill Washington	at Stephen F. Austin	Feb. 6, 1999
12. 45	Jarrett Howell	at Sam Houston State	Mar. 7, 2006
45	Josh Daniel	ULM	Mar. 7, 2003
45	Keith Greene	at Stephen F. Austin	Feb. 6, 1999
45	Reggie Brown	Sam Houston State	Feb. 13, 1997
45	Doug Gann	vs. UNC Wilmington	Dec. 30, 1989
45	Danny Johnson	Texas Southern	Jan. 13, 1983
45	Ronny Newton	Louisiana Tech	Feb. 21, 1977
45	Greg Stuckey	Louisiana Tech	Feb. 21, 1977
45	Jesse Kemp	Louisiana Tech	Feb. 21, 1977
45	Darnell Johnson	Louisiana Tech	Feb. 21, 1977
45	Jesse Kemp	North Texas	Jan. 12, 1977



# SINGLE-GAME TEAM PROGRAM RECORDS

## POINTS

Total (Score)	Opponent	Date
1. 154 (154-85)	Huston-Tillotson	Nov. 29, 1990
2. 149 (149-86)	University of Dallas	Dec. 8, 1990
3. 138 (138-135, 3OT)	Lamar	Feb. 14, 1966
4. 130 (130-64)	Huston-Tillotson	Nov. 28, 1991
5. 126 (126-73)	Texas Wesleyan	Dec. 7, 1981
6. 124 (124-123, 3OT)	at Sam Houston State	Dec. 28, 1998
7. 121 (121-61)	Schreiner	Dec. 3, 1992
8. 118 (118-84)	at Texas State	Feb. 9, 1991
9. 117 (117-115)	Nicholls	Dec. 3, 1990
10. 116 (116-87)	St. Edward's	Nov. 26, 1977
11. 115 (115-109)	North Texas	Feb. 25, 1991
115 (115-100)	Texas Wesleyan	Jan. 2, 1965
13. 114 (114-78)	Texas Wesleyan	Dec. 17, 1968
14. 113 (113-81)	vs. San Francisco	Nov. 29, 1991
113 (113-104)	at Georgia State	Dec. 15, 1990
113 (113-85)	SE Louisiana	Dec. 1, 1990
113 (113-109, OT)	at Texas Wesleyan	Jan. 30, 1968
18. 111 (111-64)	Howard Payne	Nov. 13, 2013
111 (111-77)	McNeese State	Feb. 7, 1981
111 (111-92)	Abilene Christian	Jan. 31, 1970
111 (111-120)	Lamar	Feb. 6, 1968
22. 110 (110-103)	at Texas State	Feb. 3, 2007
110 (110-85)	Georgia State	Dec. 7, 1991
110 (110-92)	Texas Wesleyan	Jan. 8, 1987
110 (110-116)	at Sam Houston State	Dec. 11, 1967
110 (110-93)	Texas Wesleyan	Dec. 3, 1964
27. 109 (109-96)	Hardin-Simmons	Dec. 11, 1978
28. 108 (108-71)	Louisiana	Jan. 23, 2017
108 (108-84)	at Nicholls	Jan. 2, 1991
108 (108-103)	UT Pan American	Feb. 26, 1968
108 (108-116)	Angelo State	Dec. 21, 1967
108 (108-95)	Trinity	Jan. 10, 1966
33. 107 (107-65)	Texas A&M-Kingsville	Nov. 29, 1982
34. 106 (106-76)	Tarleton State	Nov. 29, 1986
106 (106-116)	at Drake	Dec. 22, 1979
106 (106-72)	Abilene Christian	Feb. 19, 1973
37. 105 (105-89)	at BYU	Mar. 15, 2017
105 (105-63)	Austin College	Jan. 30, 2007
105 (105-91)	Sul Ross State	Dec. 4, 1992
40. 104 (104-106)	Louisiana	Feb. 27, 1978
104 (104-100)	vs. Texas Wesleyan	Dec. 28, 1964
42. 103 (103-45)	Hardin-Simmons	Dec. 29, 2001
103 (103-88)	McNeese State	Feb. 20, 1992
103 (103-86)	Texas Wesleyan	Jan. 19, 1981
103 (103-115)	at Louisiana	Feb. 19, 1979
103 (103-70)	at Tarleton State	Feb. 1, 1966
103 (103-92)	Lamar	Feb. 27, 1965
48. 102 (102-72)	Texas Southern	Nov. 14, 2007
102 (102-108)	Denver	Dec. 12, 1977
102 (102-104, 2OT)	Texas Southern	Jan. 13, 1983
102 (102-90)	Texas Wesleyan	Dec. 4, 1965
102 (102-88)	at Texas Wesleyan	Jan. 25, 1964
53. 101 (101-85)	vs. Texas Wesleyan	Dec. 22, 2009
101 (101-123)	at Northwestern State	Feb. 19, 1994
101 (101-45)	Austin College	Dec. 3, 1991
101 (101-95)	Texas State	Jan. 12, 1991
101 (101-105, OT)	North Texas	Jan. 12, 1977
101 (101-110)	at North Texas	Jan. 14, 1976
101 (101-82)	UT Pan American	Jan. 21, 1971
101 (101-110)	Texas Wesleyan	Dec. 13, 1967
61. 100 (100-97, 2OT)	at UTSA	Jan. 17, 2009
100 (100-85)	McNeese State	Feb. 18, 1995
100 (100-97, 2OT)	TAMU-Commerce	Dec. 11, 1993
100 (100-78)	at Sam Houston State	Feb. 20, 1993
100 (100-90)	North Texas	Feb. 15, 1992
100 (100-79)	US International	Feb. 5, 1987
100 (100-87)	McNeese State	Mar. 3, 1981
100 (100-74)	Hardin-Simmons	Jan. 12, 1981
100 (100-85)	McNeese State	Feb. 3, 1979
100 (100-89)	at Angelo State	Jan. 1, 1970
100 (100-92)	West Texas A&M	Mar. 1, 1968

### In A Loss

111 (111-120)

Lamar

Feb. 6, 1968

## POINTS IN AN OVERTIME GAME

Total (Score)	Opponent	Date
1. 138 (138-135, 3OT)	Lamar	Feb. 14, 1966
2. 124 (124-123, 3OT)	at Sam Houston State	Dec. 28, 1998
3. 118 (118-117, 4OT)	Hardin-Simmons	Dec. 11, 1971
4. 113 (113-109, OT)	at Texas Wesleyan	Jan. 30, 1968
5. 102 (102-104, 2OT)	Texas Southern	Jan. 13, 1983
6. 101 (101-105, OT)	North Texas	Jan. 12, 1977
7. 100 (100-97, 2OT)	at UTSA	Jan. 17, 2009
100 (100-97, 2OT)	Texas A&M Commerce	Dec. 11, 1993

## POINTS AT HOME

Total (Score)	Opponent	Date
1. 154 (154-85)	Huston-Tillotson	Nov. 29, 1990
2. 149 (149-86)	University of Dallas	Dec. 8, 1990
3. 138 (138-135, 3OT)	Lamar	Feb. 14, 1966
4. 130 (130-64)	Huston-Tillotson	Nov. 28, 1991
5. 126 (126-73)	Texas Wesleyan	Dec. 7, 1981
6. 121 (121-61)	Schreiner	Dec. 3, 1992
7. 118 (118-117, 4OT)	Hardin-Simmons	Dec. 11, 1971
8. 117 (117-115)	Nicholls	Dec. 3, 1990
9. 116 (116-87)	St. Edward's	Nov. 26, 1977
10. 115 (115-100)	Texas Wesleyan	Jan. 2, 1965

### In Conference Play

117 (117-115)	Nicholls	Dec. 3, 1990
---------------	----------	--------------

### vs. Non-Conference Opponent

154 (154-85)	Huston-Tillotson	Nov. 29, 1990
--------------	------------------	---------------

## POINTS ON THE ROAD

Total (Score)	Opponent	Date
1. 124 (124-123, 3OT)	at Sam Houston State	Dec. 28, 1998
2. 118 (118-84)	at Texas State	Feb. 9, 1991
3. 113 (113-104)	at Georgia State	Dec. 15, 1990
113 (113-109, OT)	at Texas Wesleyan	Jan. 30, 1968
5. 110 (110-103)	at Texas State	Feb. 3, 2007
110 (110-116)	at Sam Houston State	Dec. 11, 1967
7. 108 (108-84)	at Nicholls	Jan. 2, 1991
8. 106 (106-116)	at Drake	Dec. 22, 1979
9. 103 (103-72)	at SE Louisiana	Jan. 4, 1991
103 (103-115)	at Louisiana	Feb. 19, 1979
103 (103-70)	at Tarleton State	Feb. 1, 1966

## POINTS AT A NEUTRAL SITE

Total (Score)	Opponent	Date
1. 113 (113-81)	vs. San Francisco	Nov. 29, 1991
2. 104 (104-100)	vs. Texas Wesleyan	Dec. 28, 1964

## LARGEST COMBINED SCORE

Total (Score)	Opponent	Date
1. 273 (138-135, 3OT)	Lamar	Feb. 14, 1966
2. 247 (124-123, 3OT)	at Sam Houston State	Dec. 28, 1998
3. 239 (154-85)	Huston-Tillotson	Nov. 29, 1990
4. 235 (149-86)	University of Dallas	Dec. 8, 1990
235 (118-117, 4OT)	Hardin-Simmons	Dec. 11, 1971
6. 232 (117-115)	Nicholls	Dec. 3, 1990
7. 231 (111-120)	Lamar	Feb. 6, 1968
8. 226 (110-116)	at Sam Houston State	Dec. 11, 1967
9. 224 (101-123)	at Northwestern State	Feb. 19, 1994
224 (115-109)	North Texas	Feb. 25, 1991
224 (108-116)	Angelo State	Dec. 21, 1967

## POINTS IN A HALF

Total (Half)	Opponent	Date
1. 90 (2nd)	Huston-Tillotson	Nov. 29, 1990
2. 78 (1st)	University of Dallas	Dec. 8, 1990
3. 69 (2nd)	Nicholls	Jan. 24, 1998
4. 72 (2nd)	at Texas State	Feb. 9, 1991
5. 71 (2nd)	University of Dallas	Dec. 8, 1990
6. 70 (2nd)	at SE Louisiana	Jan. 4, 1991
7. 69 (2nd)	at Georgia State	Dec. 15, 1990
69 (1st)	Austin College	Dec. 13, 1966
9. 68 (2nd)	Louisiana	Jan. 23, 2017
68 (2nd)	at Nicholls	Jan. 2, 1991
11. 67 (2nd)	Texas Wesleyan	Dec. 7, 1981





# SINGLE-GAME TEAM PROGRAM RECORDS

## FIELD GOALS MADE

Total	Opponent	Date
1. 60	Huston-Tillotson	Nov. 29, 1990
2. 57	Lamar	Feb. 14, 1967
3. 53	University of Dallas	Dec. 8, 1990
53	Texas Wesleyan	Dec. 7, 1981
5. 50	Huston-Tillotson	Nov. 26, 1991
6. 47	St. Edward's	Nov. 26, 1977
47	at Texas Wesleyan	Jan. 30, 1968
8. 45	Schreiner	Dec. 3, 1992
45	Abilene Christian	Jan. 31, 1970
10. 44	Nicholls	Dec. 3, 1990
44	Tarleton State	Nov. 29, 1986
44	North Texas	Jan. 12, 1977
44	UT Pan American	Jan. 21, 1971
44	Texas Wesleyan	Dec. 17, 1968

## FIELD GOALS ATTEMPTED

Total	Opponent	Date
1. 122	Huston-Tillotson	Nov. 29, 1990
2. 105	at New Mexico	Nov. 23, 1990
3. 102	University of Dallas	Dec. 8, 1990
102	Nicholls	Dec. 3, 1990
5. 101	Hardin-Simmons	Dec. 11, 1971
6. 100	South Dakota State	Dec. 6, 1971
7. 98	North Texas	Jan. 12, 1977
8. 97	Lamar	Feb. 14, 1967
9. 95	Texas Wesleyan	Dec. 4, 1965
10. 94	at Denver	Jan. 8, 1975
94	Texas Wesleyan	Dec. 3, 1964

## FIELD GOAL PERCENTAGE (Min. 30 Made)

Pct. (FG-A)	Opponent	Date
1. .723 (34-47)	UT Tyler	Dec. 22, 2004
2. .680 (53-78)	Texas Wesleyan	Dec. 7, 1981
3. .667 (34-51)	Central Arkansas	Feb. 7, 2011
.667 (32-48)	vs. Valparaiso	Jan. 10, 1981
5. .660 (40-62)	at Texas Wesleyan	Jan. 2, 1965
6. .653 (32-49)	at ULM	Feb. 1, 2003
7. .642 (34-53)	vs. Georgia State	Dec. 22, 1984
8. .639 (39-61)	vs. Schreiner	Nov. 26, 2007
9. .635 (33-52)	at UTSA	Feb. 19, 1996
10. .630 (42-67)	Oklahoma State	Jan. 14, 1984
.630 (36-57)	Oral Roberts	Jan. 23, 1982

## 3-POINTERS MADE

Total	Opponent	Date
1. 17	Bradley	Dec. 8, 2015
2. 16	Texas State	Jan. 12, 1991
3. 15	UT Dallas	Nov. 5, 2019
15	at South Alabama	Feb. 28, 2019
15	at Arkansas State	Jan. 13, 2018
15	Coastal Carolina	Dec. 31, 2016
15	at Northwestern State	Jan. 6, 2000
15	at TCU	Dec. 19, 1999
15	UTSA	Jan. 2, 1992
15	at Northwestern State	Feb. 14, 1991
15	Huston-Tillotson	Nov. 29, 1990
12. 14	Georgia Southern	Jan. 2, 2016
14	UT Tyler	Nov. 16, 2010
14	McNeese State	Jan. 27, 2000
14	at Nicholls	Jan. 15, 2000
14	vs. San Francisco	Nov. 29, 1991
14	at SE Louisiana	Jan. 4, 1991

## 3-POINTERS ATTEMPTED

Total	Opponent	Date
1. 42	at South Alabama	Jan. 16, 2016
2. 40	at Northwestern State	Feb. 1, 1992
3. 39	McNeese State	Jan. 27, 2000
39	at ULM	Jan. 8, 2000
39	Nicholls	Dec. 3, 1990
6. 38	Little Rock	Jan. 23, 2016
38	Coastal Carolina	Dec. 31, 2016
38	at Texas Southern	Dec. 20, 2006
9. 37	UT Dallas	Nov. 5, 2019
37	at North Texas	Nov. 30, 2010
11. 36	at Nevada	Nov. 12, 2019
36	Rice	Nov. 29, 2017
36	McNeese State	Feb. 21, 1991
36	Huston-Tillotson	Nov. 29, 1990

## 3-POINT PERCENTAGE (Min. 10 Made)

Pct. (FG-A)	Opponent	Date
1. .706 (12-17)	McNeese State	Feb. 18, 1995
2. .700 (14-20)	at SE Louisiana	Jan. 4, 1991
3. .625 (10-16)	Appalachian State	Feb. 1, 2018
4. .619 (13-21)	Houston Baptist	Nov. 22, 2014
5. .577 (15-26)	at South Alabama	Feb. 28, 2019
6. .556 (15-27)	at Arkansas State	Jan. 13, 2018
7. .545 (12-22)	at Troy	Mar. 2, 2019
.545 (12-22)	at Georgia Southern	Feb. 20, 2017

## FREE THROWS MADE

Total	Opponent	Date
1. 42	Schreiner	Dec. 3, 1992
2. 41	Sam Houston State	Dec. 9, 1968
3. 38	San Diego	Dec. 4, 2004
4. 36	McNeese State	Feb. 3, 1979
36	Missouri-Rolla	Dec. 18, 1968
6. 35	Texas Lutheran	Nov. 12, 2010
35	at Texas State	Feb. 3, 2007
35	at Georgia State	Dec. 15, 1990
35	West Texas A&M	Jan. 2, 1969
35	at Texas Wesleyan	Jan. 2, 1965

## FREE THROW ATTEMPTS

Total	Opponent	Date
1. 60	Sam Houston State	Dec. 9, 1968
2. 54	McNeese State	Feb. 23, 1981
3. 52	North Texas	Feb. 25, 1991
4. 49	Hardin-Simmons	Dec. 11, 1971
5. 48	North Texas	Jan. 12, 1980
48	Missouri-Rolla	Dec. 18, 1968
7. 47	San Diego	Dec. 4, 2004
8. 46	Texas Lutheran	Nov. 12, 2010
46	at Texas State	Jan. 30, 2010
46	at Arkansas	Nov. 22, 1999
46	UTSA	Dec. 4, 1989
46	West Texas A&M	Jan. 2, 1969

## FREE THROW PERCENTAGE (Min. 20 Made)

Pct. (FT-A)	Opponent	Date
1. .964 (27-28)	at Houston	Feb. 22, 1968
2. .952 (20-21)	at Northwestern State	Mar. 8, 2005
3. .917 (33-36)	at Louisiana	Feb. 19, 1979
4. .875 (21-24)	at South Alabama	Jan. 16, 2016
5. .872 (34-39)	Little Rock	Jan. 19, 2019
6. .862 (25-29)	Texas State	Mar. 1, 2016
7. .857 (24-28)	UC Davis	Nov. 18, 2018

## REBOUNDS

Total	Opponent	Date
1. 80	Huston-Tillotson	Nov. 29, 1990
2. 72	Hardin-Simmons	Dec. 11, 1971
3. 67	at West Texas A&M	Feb. 2, 1970
67	Lamar	Feb. 14, 1967
67	at Trinity	Feb. 23, 1965
6. 66	Nicholls	Dec. 3, 1990
7. 65	Jarvis Christian	Dec. 2, 1996
8. 64	Schreiner	Dec. 3, 1992
64	US International	Feb. 5, 1987
64	vs. Austin College	Dec. 30, 1964

## REBOUND MARGIN

Margin	Opponent	Date
1. +36 (64-28)	Schreiner	Dec. 3, 1992
+36 (80-44)	Huston-Tillotson	Nov. 29, 1990
3. +35 (59-24)	Sul Ross State	Dec. 21, 2015
+35 (59-24)	Northwestern State	Feb. 27, 1992
5. +34 (65-31)	Jarvis Christian	Dec. 2, 1996
6. +32 (54-22)	at Nicholls	Dec. 22, 2001
7. +27 (51-24)	vs. Texas Southern	Nov. 14, 2007
8. +26 (44-18)	Nicholls	Feb. 15, 2003
9. +25 (52-27)	ULM	Jan. 19, 1991
+25 (59-34)	Lamar	Jan. 8, 1966
11. +24 (45-21)	at UTSA	Feb. 18, 2004
+24 (47-23)	vs. Alabama State	Nov. 18, 2002



# SINGLE-GAME TEAM PROGRAM RECORDS

## PERSONAL FOULS

Total	Opponent	Date
1. 42	Hardin-Simmons	Dec. 11, 1971
2. 40	at Arkansas State	Jan. 26, 1980
3. 39	at North Texas	Feb. 10, 1983
4. 37	McNeese State	Feb. 23, 1981
5. 36	North Texas	Nov. 18, 2009
36	at Sam Houston State	Dec. 28, 1998
7. 35	at Arkansas	Nov. 23, 2018
35	Arkansas State	Feb. 27, 2016
35	at Sam Houston State	Feb. 22, 2007
35	at Louisiana Tech	Jan. 27, 1979
35	at Denver	Jan. 10, 1976
35	at US International	Feb. 21, 1967

## ASSISTS

Total	Opponent	Date
1. 34	Georgia State	Dec. 7, 1991
2. 33	Huston-Tillotson	Nov. 26, 1991
3. 32	Lamar	Feb. 18, 1980
4. 31	Texas Wesleyan	Dec. 7, 1981
5. 30	at Sam Houston State	Feb. 20, 1993
30	Nicholls	Feb. 11, 1993
30	Lamar	Feb. 24, 1979
8. 29	at Northwestern State	Feb. 14, 1991
29	vs. Northwestern State	Mar. 8, 1988
29	North Texas	Feb. 7, 1987
29	Denver	Dec. 12, 1977

## TURNOVERS

Total	Opponent	Date
1. 38	at New Mexico State	Nov. 28, 1975
2. 36	at Houston Baptist	Jan. 9, 1978
36	at Lamar	Feb. 24, 1977
4. 34	UC San Diego	Jan. 4, 1978
34	at Pepperdine	Dec. 9, 1977
6. 33	at Nebraska	Dec. 21, 1992
33	at Lamar	Feb. 10, 1979
8. 32	at Nicholls	Jan. 6, 1994
32	at Hardin-Simmons	Feb. 2, 1974

## BLOCKS

Total	Opponent	Date
1. 10	Howard Payne	Dec. 20, 2014
10	Hardin-Simmons	Dec. 29, 2001
10	St. Edward's	Jan. 26, 1987

## STEALS

Total	Opponent	Date
1. 22	University of Dallas	Dec. 8, 1990
2. 21	Huston-Tillotson	Nov. 26, 1991
3. 19	St. Edward's	Dec. 4, 1978
19	Houston Baptist	Dec. 13, 2012
5. 18	Howard Payne	Nov. 13, 2013
18	at UTSA	Feb. 6, 1986
7. 17	Sul Ross State	Dec. 21, 2015
17	Houston Baptist	Jan. 25, 2010
17	SE Louisiana	Jan. 3, 1987
17	at Arkansas State	Jan. 26, 1981
17	Westmont	Dec. 1, 1980

## PLAYERS IN DOUBLE-FIGURE POINTS

Total	Opponent	Date
8	Texas Wesleyan	Dec. 7, 1981
7	Austin College	Jan. 30, 2007
7	at Sam Houston State	Dec. 28, 1998
7	Wayland Baptist	Dec. 1, 1971
6, 25x	Last Time: Akron	Mar. 20, 2017

## PLAYERS WITH DOUBLE-FIGURE REBOUNDS

Total	Opponent	Date
4	Huston-Tillotson	Nov. 29, 1990
4	at West Texas A&M	Feb. 2, 1970
3	Arkansas State	Jan. 21, 2016
3	at Texas Wesleyan	Dec. 11, 1980
3	Adams State	Dec. 19, 1974
3	Lamar	Feb. 26, 1972
3	Arkansas State	March 2, 1970
3	Lamar	Feb. 14, 1967
3	at Trinity	Feb. 23, 1965
3	Texas Wesleyan	Dec. 3, 1964
2, 78x	Last: Northern Iowa	Nov. 10, 2018

## PLAYERS WITH 20+ POINTS

Total	Opponent	Date
5	Huston-Tillotson	Nov. 29, 1990
4	North Texas	Feb. 25, 1991
4	University of Dallas	Dec. 8, 1990
3	at Sam Houston State	Jan. 28, 1998
3	at Sam Houston State	Feb. 20, 1993
3	North Texas	Feb. 15, 1992
3	at Sam Houston State	Jan. 9, 1992
3	Nicholls	Dec. 3, 1990
3	SE Louisiana	Dec. 1, 1990
3	at ULM	Mar. 4, 1989
3	Oklahoma State	Jan. 14, 1984
3	vs. Northeastern	Jan. 9, 1981
3	at Centenary	Jan. 5, 1981
3	McNeese State	Jan. 28, 1980
3	Texas A&M Kingsville	Feb. 7, 1976
3	Lamar	Feb. 14, 1967



# SINGLE-GAME TEAM PROGRAM RECORDS

## FEWEST POINTS

Total (Score)	Opponent	Date
1. 31 (31-36)	at SMU	Dec. 16, 1989
2. 35 (35-50)	Denver	Dec. 31, 2012
3. 41 (41-57)	at SE Louisiana	Jan. 8, 2005
4. 42 (42-41)	SE Louisiana	Nov. 30, 1983
5. 43 (43-51)	ULM	Feb. 27, 1997
43 (43-64)	East Texas Baptist	Dec. 6, 1962
43 (43-42)	vs. Oklahoma Baptist	Dec. 29, 1961
8. 44 (44-92)	at Kentucky	Nov. 25, 2014
44 (44-71)	at Stephen F. Austin	Jan. 24, 2004
44 (44-61)	Seattle	Jan. 17, 2013
44 (44-69)	at Oklahoma State	Dec. 19, 2013
12. 45 (45-65)	at Missouri	Dec. 4, 2018
45 (45-76)	at Texas	Nov. 7, 2002
45 (45-66)	at Texas State	Jan. 9, 1998

### In a Win

42 (42-41) SE Louisiana Nov. 30, 1983

### In Conference Play

35 (35-50) Denver (Western Athletic Conference) Dec. 31, 2012

### vs. Non-Conference Opponent

31 (31-36) at SMU Dec. 16, 1989

## FEWEST POINTS AT HOME

Total (Score)	Opponent	Date
1. 42 (42-41)	SE Louisiana	Nov. 30, 1983
2. 43 (43-51)	ULM	Feb. 27, 1997
43 (43-64)	East Texas Baptist	Dec. 6, 1962
4. 44 (44-61)	Seattle	Jan. 17, 2013
5. 46 (46-64)	Boise State	Jan. 2, 2013
46 (46-64)	Oklahoma Baptist	Dec. 5, 1961
7. 47 (47-55)	UT Pan American	Dec. 21, 1959
8. 48 (48-52)	ULM	Feb. 29, 1992
48 (48-49)	McNeese State	Feb. 12, 1983

## FEWEST POINTS ON THE ROAD

Total (Score)	Opponent	Date
1. 31 (31-36)	at SMU	Dec. 16, 1989
2. 41 (41-57)	at SE Louisiana	Jan. 8, 2005
3. 44 (44-69)	at Oklahoma State	Dec. 19, 2012
44 (44-71)	at Stephen F. Austin	Jan. 24, 2004
5. 45 (45-65)	at Missouri	Dec. 4, 2018
45 (45-76)	at Texas	Nov. 7, 2002
45 (45-66)	at Texas State	Jan. 9, 1998
8. <b>47 (47-67)</b>	<b>at #14 Oregon</b>	<b>Nov. 17, 2019</b>
9. 48 (48-66)	at Nicholls	Jan. 8, 2011
10. 49 (49-76)	at SE Missouri State	Jan. 7, 1985
49 (49-81)	at Memphis	Dec. 4, 1968
12. 50 (50-47)	at Texas State	Feb. 27, 2003
50 (50-106)	at Creighton	Nov. 17, 2002
50 (50-70)	at Hardin-Simmons	Jan. 9, 1975
50 (50-65)	at ULM	Mar. 6, 1990
50 (50-64)	at Sam Houston State	Dec. 11, 1959

## FEWEST POINTS AT A NEUTRAL SITE

Total (Score)	Opponent	Date
43 (43-42)	vs. Oklahoma Baptist	Dec. 29, 1961
49 (49-61)	vs. UNC Greensboro	Nov. 15, 2005
49 (49-68)	vs. Trinity	Dec. 29, 1960
50 (50-81)	vs. McNeese State	March 5, 1997

## SMALLEST COMBINED SCORE

Total (Score)	Opponent	Date
1. 67 (31-36)	at SMU	Dec. 16, 1989
2. 83 (42-41)	SE Louisiana	Nov. 30, 1983
3. 85 (35-50)	Denver	Dec. 31, 2012
85 (43-42)	vs. Oklahoma Baptist	Dec. 29, 1961
5. 94 (43-51)	ULM	Feb. 27, 1997
6. 97 (48-49)	McNeese State	Feb. 12, 1983
7. 98 (41-57)	at SE Louisiana	Jan. 8, 2005
8. 100 (48-52)	ULM	Feb. 29, 1992
9. 102 (47-55)	UT Pan American	Dec. 21, 1959
10. 104 (56-48)	at Texas State	Jan. 18, 2014
11. 107 (43-64)	East Texas Baptist	Dec. 6, 1962
12. 108 (52-56)	at Little Rock	Feb. 14, 2019
13. 109 (54-55)	Troy	Jan. 31, 2015
14. 110 (45-65)	at Missouri	Dec. 4, 2018
110 (49-61)	vs. UNC Greensboro	Nov. 15, 2005
110 (46-64)	Oklahoma Baptist	Dec. 5, 1961

## FEWEST POINTS IN A HALF

Total (Half)	Opponent	Date
1. 8 (2nd)	at SMU	Dec. 16, 1989
2. 12 (1st)	at Kentucky	Nov. 25, 2014
3. 14 (1st)	Little Rock	Jan. 23, 2016
4. 15 (1st)	at Toledo	Dec. 29, 1989
5. 17 (1st)	Denver	Dec. 31, 2012
17 (1st)	at Oklahoma State	Dec. 17, 2012
17 (1st)	at Nicholls	Jan. 8, 2011
17 (1st)	at Stephen F. Austin	Jan. 27, 2007
17 (1st)	at New Mexico	Dec. 29, 2005
17 (1st)	vs. UNC Greensboro	Nov. 15, 2005
17 (1st)	at ULM	Jan. 23, 1997
17 (1st)	at Texas A&M Commerce	Dec. 10, 1962
13. 18 (1st)	Boise State	Jan. 2, 2013
18 (2nd)	Denver	Dec. 31, 2012
18 (1st)	New Mexico	Jan. 3, 2005
18 (1st)	at SE Louisiana	Nov. 30, 1983

## FEWEST FIELD GOALS MADE

Total	Opponent	Date
1. 12	at SMU	Dec. 16, 1989
2. 13	at SE Louisiana	Jan. 8, 2005
13	at Stephen F. Austin	Jan. 24, 2004
13	Denver	Dec. 31, 2012
5. 14	vs. UNC Greensboro	Nov. 15, 2005
14	at Memphis	Dec. 4, 1968
7. <b>15</b>	<b>at #14 Oregon</b>	<b>Nov. 17, 2019</b>
15	at Stephen F. Austin	Feb. 24, 2005
15	at TCU	Nov. 22, 2003
15	Arkansas State	Jan. 6, 1968

## FEWEST FIELD GOALS ATTEMPTED

Total	Opponent	Date
1. 29	at Nicholls	Jan. 8, 2011
2. 31	Arkansas State	Jan. 6, 1968
3. 33	Midwestern State	Dec. 20, 1967
4. 35	at Houston Baptist	Jan. 18, 1982

## LOWEST FIELD GOAL % (Min. 50 Attempts)

Pct. (FG-A)	Opponent	Date
1. <b>.234 (15-64)</b>	<b>at #14 Oregon</b>	<b>Nov. 17, 2019</b>
2. .235 (12-51)	at Texas State	Jan. 9, 1999
3. .255 (14-55)	vs. UNC Greensboro	Nov. 15, 2005
4. .257 (18-70)	Montana	Dec. 28, 1996
5. .258 (16-62)	Seattle	Jan. 17, 2013
6. .268 (19-71)	at Gonzaga	Dec. 18, 2018
7. .270 (17-63)	at Kentucky	Nov. 25, 2014
8. .274 (17-62)	Sam Houston State	Jan. 11, 1990
9. .279 (17-61)	vs. McNeese State	Mar. 5, 1997
10. .282 (20-71)	at Oklahoma	Jan. 25, 1969

## FEWEST FREE THROWS MADE

Total	Opponent	Date
1. 0	at Hardin-Simmons	Jan. 9, 1975
2. 1	at Oklahoma State	Dec. 19, 2012
1	at Centenary	Feb. 5, 1973
1	vs. Georgia Southern	Dec. 29, 1972
5. 2, 12x	Last vs. Harvard	Dec. 28, 1998

## FEWEST FREE THROW ATTEMPTS

Total	Opponent	Date
1. 1	at Hardin-Simmons	Jan. 9, 1975
2. 2	McNeese State	Feb. 28, 1977
2	at Centenary	Feb. 5, 1973
4. 4, 9x	Last at Stony Brook	Dec. 23, 2000

## LOWEST FREE THROW % (Min. 10 Attempts)

Pct. (FT-A)	Opponent	Date
1. .182 (2-11)	vs. Alabama State	Dec. 22, 1995
2. .285 (4-14)	at Lamar	Mar. 5, 1985
3. .357 (5-14)	ULM	Jan. 16, 1999
.357 (5-14)	at Louisiana Tech	Feb. 9, 1981
5. .360 (9-25)	Northwestern State	Feb. 15, 1990
6. .364 (4-11)	at Missouri	Dec. 4, 2018

## FEWEST REBOUNDS

No.	Opponent	Date
1. 21	at Texas	Jan. 3, 2004
21	Sam Houston State	Mar. 2, 2000
21	vs. Valparaiso	Jan. 10, 1981
4. 22	at Nicholls	Jan. 8, 2011
22	at Stephen F. Austin	Jan. 27, 2007
22	at ULM	Feb. 5, 2004
22	at Samford	Nov. 27, 1999
22	Louisiana Tech	Feb. 26, 1981
9. 23, 4x	Last vs. Miami	Nov. 13, 2005



## ALL-TIME PROGRAM OVERTIME GAMES

Date	Opponent	W/L	Score	Date	Opponent	W/L	Score	Date	Opponent	W/L	Score
02-04-64	Arkansas State	L	76-82	02-10-83	at North Texas	L	98-105	03-07-03	ULM	W	** 85-84
02-16-65	Arkansas State	L	** 99-100	12-05-83	Missouri State	W	63-58	01-22-05	ULM	W	80-76
01-04-66	at Austin College	W	70-63	02-02-84	ULM	L	71-74	12-17-05	at San Diego	W	94-91
01-08-66	Lamar	L	** 91-93	02-09-85	ULM	W	75-74	03-07-06	at Sam Houston State#	L	** 84-86
02-14-67	Lamar	W	*** 138-135	11-29-85	Tarleton State	W	81-79	11-18-06	at TCU	L	** 89-97
01-20-68	at Texas Tech	L	83-93	01-03-86	at Florida Southern	L	79-81	01-11-07	at Nicholls	L	81-83
01-30-68	at Texas Wesleyan	W	113-109	01-21-86	at Hardin-Simmons	L	75-79	12-17-07	at TCU	L	74-77
02-02-70	West Texas A&M	W	88-84	02-21-87	at U.S. International	L	89-94	01-10-08	at Central Arkansas	L	68-70
12-11-71	Hardin-Simmons	W	**** 118-117	01-18-88	UTSA	L	72-79	01-17-09	at UTSA	W	** 100-97
01-10-72	at Butler	W	87-82	01-30-88	at Texas State	L	73-75	11-18-09	North Texas	L	** 99-101
02-26-72	Lamar	W	96-92	02-23-88	Hardin-Simmons	L	87-88	01-05-10	Utah Valley	W	90-85
12-23-72	Hardin-Simmons	W	81-76	12-30-89	vs. UNC Wilmington	L	64-66	02-03-10	Texas A&M-Corpus Christi	W	71-66
01-18-73	Centenary	W	74-72	12-11-92	vs. Gonzaga	W	** 95-87	02-16-11	Stephen F. Austin	W	66-65
02-15-73	West Texas A&M	W	** 87-85	12-11-93	TAMU-Commerce	W	** 100-97	02-19-11	at Southeastern Louisiana	W	68-66
01-11-75	at E. New Mexico	L	69-70	12-29-93	at Chaminade	L	91-92	02-26-11	at Northwestern State	L	71-78
01-10-76	at Denver	W	99-97	11-29-95	Grambling State	L	82-86	12-17-11	at Tulsa	L	75-80
01-12-77	North Texas	L	101-105	01-15-97	Texas State	W	66-63	12-21-13	CSU Bakersfield	W	79-75
02-21-77	Louisiana Tech	W	92-90	01-30-97	McNeese State	W	69-67	01-09-14	ULM	W	83-79
12-09-77	at Pepperdine	L	88-89	02-13-97	Sam Houston State	L	75-78	02-01-14	at Georgia State	L	91-101
02-04-78	Louisiana Tech	L	** 77-79	12-28-98	at Sam Houston State	W	*** 124-123	03-06-14	at Troy	W	** 87-86
01-12-80	North Texas	W	** 99-97	02-06-99	Stephen F. Austin	W	** 85-83	12-01-15	at Texas	L	73-80
01-28-80	McNeese State	L	** 97-98	11-22-99	at Arkansas	L	95-102	01-16-16	at South Alabama	L	85-88
02-11-80	at Louisiana	L	79-86	03-08-00	Northwestern State#	L	83-88	02-18-16	Louisiana	W	84-83
02-13-80	at McNeese State	W	71-69	01-27-01	Sam Houston State	W	94-86	02-10-18	Texas State	W	70-68
12-18-80	Centenary	W	81-78	02-10-01	UTSA	W	86-77	12-21-18	at Cal Poly	W	75-70
01-31-81	Lamar	L	84-89	03-07-01	at Sam Houston State#	L	** 98-103	2-2-19	at rv Texas State	W	** 84-77
02-20-82	at Arkansas State	W	60-58	12-20-01	at SE Louisiana	W	69-60	2-23-19	ULM	W	** 91-86
01-13-83	Texas Southern	L	** 102-104	01-02-02	Oral Roberts	W	83-77	* Indicates how many overtimes if more than one			
								# Southland Conference Tournament			

## PROGRAM MILESTONE VICTORIES

### Win 1 – UT Arlington 70, East Central Okla. 57 – 11/24/59

In their first game at the NCAA level, the Mavericks got 27 points from Ed Russell to defeat the Tigers.

### Win 50 – UT Arlington 82, Bishop College 78 – 12/30/65

The Mavericks defeated Bishop College in the third-place game of the Cotton Bowl Classic.

### Win 100 – UT Arlington 95, South Dakota State 81 – 12/6/71

Mark Burden scored 21 points and pulled down a then-record 17 rebounds. The win propelled UT Arlington to its most-ever victories in the SLC.

### Win 150 – UT Arlington 81, Houston Baptist 69 – 12/7/77

The victory ended the longest losing streak in UT Arlington history at 21 games.

### Win 200 – UT Arlington 93, Louisiana 83 – 2/21/81

Arguably the best Maverick squad ever, UT Arlington defeats a tough Ragin' Cajun side that propels the team to its first appearance in the NIT.

### Win 250 – UT Arlington 74, San Francisco 65 – 12/21/85

UT Arlington defeats the Dons in the consolation game of the Albertsons Classic in Boise, Idaho.

### Win 300 – UT Arlington 108, at Nicholls 84 – 1/2/91

Leonard Wilson scores 31 points and UT Arlington all-time leading scorer Willie Brand adds 22. The victory starts an eight-game winning streak for the Mavericks.

### Win 350 – UT Arlington 70, North Texas 68 – 1/15/94

Trailing by three points at halftime, the Mavericks rally to defeat the Mean Green. The victory snaps a six-game losing streak.

### Win 400 – UT Arlington 87, at Air Force 78 – 12/19/98

The Mavericks scored 52 points in the second half to erase a halftime deficit in Colorado Springs, Colo.

### Win 450 – UT Arlington 81, Texas Wesleyan 65 – 11/30/02

The victory is UT Arlington's ninth straight versus the crosstown-rival Rams.

### Win 500 – UT Arlington 87, UT Tyler 72 – 12/22/05

Brady Dawkins registers 15 points and seven assists in the victory over the Patriots.

### Win 550 – UT Arlington 75, Utah Valley 64 - 1/3/2009

The Mavs end a five-game skid against Utah Valley behind 17 points from Ryan Toolson

### Win 600 – UT Arlington 91, Lamar 82 - 1/14/2012

UTA wins its seventh in a row, on the way to a 16-game winning streak and 15-1 SLC record.

### Win 650 – UT Arlington 87, Houston Baptist 69 - 12/22/2014

Jamel Outler drained seven 3-point field goals to help the Mavs move to 3-1 on the season with a homecoming victory.

### Win 700 – UT Arlington 89, South Alabama 83 - 1/16/2017

The Mavs used a 16-point second half run then held off the Jaguars in Mobile, Ala.

### Win 750 – UT Arlington 67, Georgia Southern 58 - 3/16/2019

UTA closed the Sun Belt Tournament semifinal matchup on a 10-0 run after Georgia Southern took a 58-57 lead with 5 minutes remaining in regulation and advanced to the Sun Belt Tournament Final for the second-straight year.



**BRIAN WARREN**

5-9 | 170 | SR | G  
Indianapolis, Ind.



**SAM GRIFFIN**

6-3 | 175 | FR | G  
Miami, Fla.



**JORDAN PHILLIPS**

6-7 | 215 | SO | F  
Fort Worth, Texas



**AYOUB NOUHI**

A-ube NEW-he  
6-6 | 205 | SO | G/F  
Brussels, Belgium



**DAVID AZORE**

AYE-zore  
6-4 | 205 | R-SO | G  
Houston, Texas



**RADSHAD DAVIS**

ruh-SHAUHD  
6-2 | 205 | SR | F  
Nassau, Bahamas



**HUNTER LAVELLE**

luh-VELLE  
6-1 | 165 | FR | G  
Argyle, Texas



**JABARI NARCIS**

NAHR-sis  
6-9 | 240 | SR | F  
Chaguanas, Trinidad and Tobago



**DAVIS STEELMAN**

6-3 | 185 | JR | G  
Bedford, Texas



**NICOLAS ELAME**

uh-LALM-eh  
6-3 | 185 | FR | G  
Paris, France



**TRE JONES**

6-5 | 195 | FR | F  
Arlington, Texas



**TIANDRE JACKSON-YOUNG**

TEE-andre  
6-4 | 200 | SR | F  
Marshall, Texas



**PATRICK MWAMBA**

mm-WAMBA  
6-6 | 196 | SO | F  
Bukavu, Congo



**MCKADE MARQUIS**

MAR-quisse  
6-0 | 195 | R-FR | G  
Whitehouse, Texas



**COLEMAN SPARLING**

6-7 | 215 | R-JR | F  
Ellensburg, Wash.



**GRAYSON CARTER**

6-9 | 225 | SO | F  
Dallas, Texas



**CHRIS OGDEN**

HEAD COACH



**GREG YOUNG**

ASSOCIATE HEAD COACH



**RILEY DAVIS**

ASSISTANT COACH



**ROYCE JOHNSON**

ASSISTANT COACH



**PARKER EIDSON**

DIRECTOR OF  
OPERATIONS



**MATT MCGANN**

VIDEO COORDINATOR



**DOMINICK WALKER**

STRENGTH &  
CONDITIONING COACH



**CHRIS MARRS**

ATHLETIC TRAINER



**DERRICK OBASOHAN**

PLAYER DEVELOPMENT  
COORDINATOR



**MATT WINSBERG**

ANALYTICS  
COORDINATOR



**PETER CLARK**

OPERATIONS  
COORDINATOR