

# UT ARLINGTON MAVERICKS

## 2019-20 MEN'S BASKETBALL INFOGRAPHIC GAME NOTES

NCAA: 2008 | NIT: 1981, 2012, 2017 | CIT: 2013, 2016

Associate AD for Communications: Jason MacBain | Cell: 315.750.0236 | Email: jason.macbain@uta.edu | Twitter: @JaBain

### SCHEDULE / RESULTS

#### NOVEMBER (1-0)

5 UT DALLAS (ESPN+) W, 84-50

9 TULSA (ESPN+) 7 PM

NCAA 12 Nevada (MOUNTAIN WEST NETWORK) 9 PM

NCAA 17 #15 Oregon<sup>1</sup> (PAC-12 NETWORK) 7 PM

NCAA 19 #8 Gonzaga<sup>1</sup> (ROOT) 8 PM

24 ARKANSAS TECH (ESPN+) 1 PM

NIT 27 vs. Furman<sup>1</sup> 2 PM

28 Elon<sup>1</sup> (FLOSPORTS) 11 AM

#### DECEMBER (0-0)

2 NORTH TEXAS (ESPN+) 7 PM

7 UC SANTA BARBARA (ESPN+) 2 PM

NCAA 11 RV Houston (ESPN3) 7 PM

NCAA 19 Georgia State\* (ESPN+) 6 PM

21 Georgia Southern\* (ESPN+) 12 PM

#### JANUARY (0-0)

2 Arkansas State\* (ESPN+) 7 PM

4 Little Rock\* (ESPN+) 2 PM

6 SOUTH ALABAMA\* (ESPN+) 7 PM

9 APPALACHIAN STATE\* (ESPN+) 7 PM

CBI 11 COASTAL CAROLINA\* (ESPN+) 2 PM

16 Louisiana\* (ESPN+) 7 PM

CIT 18 ULM\* (ESPN+) 2 PM

CIT 25 Texas State\* (ESPN+) 4 PM

30 LOUISIANA\* (ESPN+) 7 PM

#### FEBRUARY (0-0)

CIT 1 ULM\* (ESPN+) 2 PM

6 Appalachian State\* (ESPN+) 6 PM

CBI 8 Coastal Carolina\* (ESPN+) 1 PM

13 ARKANSAS STATE\* (ESPN+) 7 PM

15 LITTLE ROCK\* (ESPN+) 2 PM

NCAA 20 GEORGIA STATE\* (ESPN+) 7 PM

22 GEORGIA SOUTHERN\* (ESPN+) 2 PM

CIT 28 TEXAS STATE\* (ESPN2) 8 PM

#### MARCH (0-0)

3 Troy\* (ESPN+) 6 PM

7 Sun Belt Tournament First Round<sup>^1</sup> TBA

9 Sun Belt Tournament Second Round<sup>^2</sup> TBA

11 Sun Belt Tournament Quarterfinals<sup>^3</sup> TBA

14 Sun Belt Tournament Semifinals<sup>^5</sup> (ESPN+) TBA

15 Sun Belt Tournament Finals<sup>^5</sup> (ESPN2) 1 PM

HOME GAME | AllTimes Central | <sup>1</sup>Battle 4 Atlantis (Mainland)

<sup>2</sup>Sun Belt Conference Game

<sup>^1</sup>Campus Sites (#10 @ #7; #9 @ #8; #1-6 Receive Bys)

<sup>^2</sup>Campus Sites (W @ #5; W @ #6; #1-4 Receive Bys)

<sup>^3</sup>Campus Sites (W @ #3; W @ #4; #1-2 Receive Bys)

<sup>^5</sup>New Orleans (Smoothie King Center)



@UTAMavsMBB  
1-0

### UT ARLINGTON vs. TULSA

Arlington, TX | College Park Center (7,000)

Video: ESPN+ | Ron Thulin | Mike Petersen

Radio: KEXB 620 AM | TuneIn App | Josh Sours

Live Statistics: UTStats.com

Series History: Tulsa Leads, 4-0

#MavUp | #SunBeltMBB

HC: Chris Ogden (18-16)

HC: Frank Haith (283-194)



@TUMBasketball  
1-0

### SUN BELT CONFERENCE PRESEASON POLL & TEAMS

#### 2019-20 SUN BELT PRESEASON POLL

RANK	SCHOOL	POINTS (1ST VOTER)
1	SOUTH ALABAMA	138 (8)
2	UT ARLINGTON	124 (2)
3	GEORGIA SOUTHERN	121 (1)
4	TEXAS STATE	110 (1)
5	LOUISIANA	92
6	GEORGIA STATE	76
7	COASTAL CAROLINA	75
8	ULM	72
9	APPALACHIAN STATE	40
10	ARKANSAS STATE	33
11	LITTLE ROCK	32
12	TROY	22

After being named to the Sun Belt Third Team and Sun Belt All-Tournament Team in his initial season as a Maverick, senior **Brian Warren** has landed on the Preseason All-Sun Belt First Team. He led UTA in scoring (15.4), assists (3.6), steals (1.2) and minutes (29.8) last year.

#### FIRST TEAM PICK



**Preseason All-Sun Belt First Team**  
Quan Jackson, Georgia Southern  
Josh Ajayi, South Alabama  
Trhae Mitchell, South Alabama  
Nijal Pearson, Texas State

UTA was picked to finish 2nd-to-last (11th place) in the 2018-19 preseason poll, but finished in a tie for 2nd with a 12-6 Sun Belt record. **That nine-spot improvement from preseason to final regular-season finish was tied for the best in the nation** along with Siena.

### PROBABLE STARTERS

0

#### BRIAN WARREN (G)

Sr. | 5-9 | 170 | Indianapolis, IN  
15.4 PPG | 2.6 RPG | 3.6 APG (18-19 STATS)

3 PTS, Game-High 7 ASTS, 5 RBS vs. UT Dallas



2

#### JORDAN PHILLIPS (F)

So. | 6-7 | 215 | Fort Worth, Texas  
1.4 PPG | 0.7 RPG | 7 GMS (18-19 STATS)

Career-High 17 PTS (5-8 FGs, 6-9 FTs), 5 RBS vs. UTD



3

#### AYOUB NOUHI (G/F)

So. | 6-6 | 205 | Brussels, Belgium  
2.5 PPG | 1.2 RPG | 0.3 APG (18-19 STATS)

2 PTS, 3 RBS, Career-High 3 ASTS vs. UT Dallas



10

#### RADSHAD DAVIS (G)

Sr. | 6-2 | 205 | Nassau, Bahamas  
8 PPG | 5.5 RPG | 1.3 APG (18-19 STATS)

8 PTS, Team-High-Tying 5 RBS In 9 Min. vs. UTD



13

#### JABARI NARCIS (F)

Sr. | 6-9 | 240 | Chaguanas, Trinidad  
3.1 PPG | 3.1 RPG | 1.1 BPG (18-19 STATS)

6 PTS, Team-High-Tying 5 RBS vs. UT Dallas



### TWEETABLES

**1)** Tulsa will be the first of four-straight opponents for UTA which were ranked in the top 100 of KenPom's preseason rankings (more info page 4).

**2)** UTA has now won six-straight season openers. The Mavs will be looking to start 2-0 for the third-straight year.

**3)** UTA made 15 3-pointers (15-37) against UT Dallas, tying for the 3rd-most in a game in program history. (all-time record: 17 vs. Bradley on Dec. 8, 2015). The Mavs also made 15 3s at South Alabama this past February (single-game records: pages 26-32).

**4)** The Mavs issued 25 assists against UTD – the most in the Chris Ogden era (previous: 24 vs. Appalachian State on Feb. 9, 2019).

**5)** The 50 points UTD scored were the fewest allowed by UTA since Rice tallied just 49 on Nov. 29, 2017.

Please refer to the University of Texas at Arlington as **UT Arlington**. UTA is acceptable on second reference. Using Texas-Arlington, UT-Arlington or any other form is incorrect.

## ABOUT THE UT ARLINGTON MAVERICKS

### GENERAL INFORMATION

Location..... Arlington, Texas  
Global Enrollment..... 61,000 (Global) 43,000 (Campus)  
Founded..... 1895  
Nickname..... Mavericks  
Home Court..... College Park Center  
Capacity..... 7,000  
President..... Dr. Vistasp Karbhari  
Director of Athletics..... Jim Baker

### COACHING STAFF

Head Coach..... Chris Ogden (Texas '04 / 2<sup>ND</sup> Year)  
Record At UTA..... 18-16  
Career Record..... Same  
Associate Head Coach..... Greg Young (Howard Payne '86 / 11<sup>TH</sup> Year)  
Assistant Coach..... Riley Davis (Texas '11 / 2<sup>ND</sup> Year)  
Assistant Coach..... Royce 'Snoop' Johnson (Thomas Edison '13 / 2<sup>ND</sup> Year)

### SUPPORT STAFF

Director Of Operations..... Parker Eidson (Tennessee '16 / 2<sup>ND</sup> Year)  
Video Coordinator..... Matt McGann (Oklahoma State '17 / 2<sup>ND</sup> Year)  
Strength Coach..... Dominick Walker (McMurry '13 / 2<sup>ND</sup> Year)  
Athletic Trainer..... Chris Marrs (Illinois College '14 / 2<sup>ND</sup> Year)  
Player Development Coordinator..... Derrick Obasohan (UTA '04 / 1<sup>ST</sup> Year)  
Analytics Coordinator..... Matthew Winsberg (LSU '17 / 1<sup>ST</sup> Year)  
Operations Coordinator..... Peter Clark (Weber State '18 / 1<sup>ST</sup> Year)  
Administrative Assistant..... Rachael Holmes (McMurry '13 / 2<sup>ND</sup> Year)

### HISTORY

First Year of Basketball..... 1959-60  
Total Years of Basketball..... 60  
All-Time Record..... 751-934  
Overall Record in College Park Center (2012-Present)..... 79-28

Years In Sun Belt Conference..... 6 (2013-Present)  
All-Time Sun Belt Record..... 68-44 (.607)  
Sun Belt Regular Season Championships..... 1 (2017)  
Sun Belt Tournament Championships..... 0

Years In Western Athletic Conference..... 1 (2012-13)  
All-Time WAC Record..... 11-7 (.611)  
WAC Regular Season Championships..... 0

Years In Southland Conference..... 48 (1964-2012)  
All-Time Southland Record..... 289-354 (.442)  
Southland Regular Season Championships..... 2 (2004, 2012)  
Southland Tournament Championships..... 1 (2008)

NCAA Tournament Appearances..... 1 (2008)  
Record In The NCAA Tournament..... 0-1  
NIT Appearances..... 3 (1981, 2012, 2017)  
Record In The NIT..... 2-3  
CIT Appearances..... 2 (2013, 2016)  
Record In The CIT..... 1-2


### 2018-19 REVIEW

Overall Record..... 17-16  
Sun Belt Record..... 12-6  
Sun Belt Finish..... T-2<sup>ND</sup>  
Sun Belt Tournament Finish..... Finals (Second-Straight Year)  
Home..... 9-5  
Away..... 7-10  
Neutral..... 1-1  
Postseason..... None

### ATHLETIC COMMUNICATIONS

Associate AD for Communications..... Jason MacBain  
Cell / Office Phone..... 315.750.0236 / 817.272.2239  
E-Mail..... jason.macbain@uta.edu  
Overnight/Shipping Address..... 601 Spaniolo Drive  
..... College Park Center, Ste. 1102-E, Arlington, TX 76019  
Website..... UTAMavs.com  
Twitter, Instagram & Facebook..... @UTAMavsMBB /UTAMavsMBB

## ABOUT TULSA



### SERIES HISTORY -- Tulsa Leads, 4-0

Date	Location	W/L	Score
12.17.66	Tulsa, OK	L	107-74
12.23.08	Tulsa, OK	L	88-79
12.17.11	Tulsa, OK	L	80-75 (OT)
11.27.18	Tulsa, OK (BOX: PAGE 21)	L	72-58

• Tulsa – picked to finish 10th in the American Athletic Conference (AAC) Preseason Poll – returns five letterwinners from a team which finished 18-14 last year. However, the Hurricane bring back two of their top-3 scorers.

• Martins Igbanu is Tulsa's leading returning scorer (12.5) and rebounder (5.7), while Jeriah Horne came off the bench to average 10.1 points and grab 4.9 rebounds last year.

• In its season opener on Tuesday, Tulsa defeated Houston Baptist, 80-72. Brandon Rachal recorded a double-double with 12 points and 10 rebounds, while Horne led all scorers with 22 points and Igbanu added 16. The Hurricane outscored HBU in the paint, 48-20, to overcome a 3-14 (21.4 percent) effort from 3-point range.

• Tulsa head coach Frank Haith was an assistant coach at Texas from 2001-04; UTA head coach Chris Ogden played for the Longhorns from 1999-03, helping lead UT to the Final Four in 2003 as a captain.

• Tulsa has made 16 NCAA Tournament appearances, reaching the Sweet Sixteen three times – including an Elite Eight trip in 2000. The Hurricane are 16-time conference champions, and have also played in the NIT on 11 occasions.

## 2018-19 SINGLE-SEASON RECORDS

In Chris Ogden's first season at the helm of the Mavericks in 2018-19, UTA secured several top-10 all-time single-season program marks.



## GRANDP'S ALL (MOSTLY) HERE

After having the least amount of returning points in the nation last year (3.2 percent; 87 of 2,640), UTA returns 67 percent (1,527 of 2,284) of its scoring this season. UTA returns all five starters from last season (same starting lineup for the final six games in 2018-19), and the Mavs have four of their top-5 scorers back as well.

## DECADE OF SUCCESS

UTA's first season of basketball took place in 1959-60, and since that opening year the Mavs have improved significantly in each of their six decades. Below are the average amount of wins each decade:

DECADE	AVG. WINS
60s →	8.4
70s →	9.2
80s →	11.1
90s →	13.0
00s →	15.1
10s →	19.5

The Mavs need at least 24 victories this year to average 20 wins per season this decade – by far the most in program history. UTA has posted seven 20-win seasons in its 60-year history, but five of those have come since 2007-08:

Year	Record	Postseason
2016-17	27-9	NIT
2015-16	24-11	CIT
2011-12	24-9	NIT
2017-18	21-13	----
2007-08	21-12	NCAA
1990-91	20-9	----
1980-81	20-8	NIT

## ON TRACK FOR 1000

After posting 507 points in his first season as a Mav in 2018-19, **Brian Warren is on pace to potentially establish the all-time program record for points in a two-year UTA career.** Only two players in program history who have spent just two seasons with UTA have scored at least 1,000 points:

- 1) Marquez Haynes: 1,174 (2008-10)
  - 2) Eddie Stallings: 1,007 (1967-69)
- Warren Currently: 510

**Warren needs to average 15.9 points** over 31 regular-season games to reach 1,000 in his UTA career and join Haynes and Stallings as the only players to ever accomplish the feat in program history.

## THE ONLY ONE

David Azore had two games of 11+ defensive rebounds last year as a red-shirt freshman: 13 at Texas State and 11 at Appalachian State. **He is the first freshman in UTA history to secure multiple games of 11+ defensive rebounds.** Those totals rank tied as the 5th- and 19th-most in single-game program history, with the all-time record being 14 held by a quartet of players.

**13 RBS**  
@ TEXAS STATE

**11 RBS**  
@ APP STATE

## AMONG THE SUN BELT CONFERENCE'S BEST

Over the last five seasons, UTA has the 2nd-best average RPI/NET among all Sun Belt teams:

Team	2014-15	2015-16	2016-17	2017-18	2018-19	Average
1) Georgia State	54	177	106	116	126	116
2) UT Arlington	180	107	40	112	160	120
3) Louisiana	123	145	114	65	194	128
4) Georgia Southern	111	244	144	143	128	154
5) ULM	125	104	294	224	145	178
6) Coastal Carolina			174	251	153	193 *
7) Texas State	233	241	172	247	139	206
8) Little Rock	276	42	241	308	237	221
9) Troy	312	295	150	197	259	243
10) Arkansas State	278	284	113	295	252	244
11) South Alabama	271	240	229	271	236	249
12) Appalachian State	243	262	295	250	215	253
Sun Belt Rank (Out Of 32)	19	17	13	20	17	17.2

\* Based On Three-Year Sun Belt Membership

2014-18 RPI Formula Was Utilized  
2018-19 NET Formula Was Utilized







## AMONG THE STATES BEST

1) Houston	103	33
2) Texas Tech	96	44
3) <b>UT ARLINGTON</b>	<b>90</b>	<b>49</b>
4) Stephen F. Austin	89	44
Baylor	89	49
6) SMU	88	43
7) Sam Houston State	82	56
8) Texas Southern	81	62
Texas A&M	81	55
10) TCU	80	62
11) Texas State	77	58
12) Texas A&M-Corpus Christi	74	57

\* Records Entering Games On Nov. 8 \*

Over the last 4+ seasons (2015-16, 2016-17, 2017-18, 2018-19 and 2019-20), UTA owns the 3rd-most wins of the 23 Division-I schools in the state of Texas.

13) Texas	72	66
14) Lamar	70	61
Abilene Christian	70	57
16) North Texas	62	72
17) Prairie View A&M	59	75
18) UTSA	56	77
19) Rice	55	76
20) UTEP	54	72
21) UTRGV	53	80
22) Houston Baptist	52	75
23) Incarnate Word	42	76

## FORMER OLYMPIAN ON STAFF

The UTA coaching staff has a familiar face on it this season as 2004 alumnus Derrick Obasohan is in his first year as a Player Development Coordinator.

A former UTA standout, professional player and Olympian, Obasohan scored 1,308 career points for the Mavericks from 2000-04 – which still ranks as the 7th-most in program history. Obasohan begins his coaching career after playing 14 years professionally in France, Spain and Turkey.

A former Olympian, **Obasohan was the starting shooting guard for Nigeria at the 2012 London Games.** He averaged 10.6 points and 3.2 rebounds over five Olympic contests, including a personal high of 18 points in the final Group A Preliminary Round matchup against France.

In 2001, Obasohan became first player in program history to be named the Southland Conference Freshman of the Year after averaging 8.8 points and 3.9 rebounds per game. He also garnered Southland Conference honors as a junior and senior.



## NON-CONFERENCE STRENGTH

After playing the 7th-hardest non-conference schedule in the nation last year, UTA will once again face a challenging gauntlet to prepare for the new, expanded 20-game Sun Belt slate. After opening with D-III UT Dallas, **UTA's first four D-I opponents of the season are all ranked in the top 100 of KenPom's preseason rankings:**

- #100: Tulsa (Nov. 9)
- #98: @ Nevada (Nov. 12)
- #30: @ Oregon (Nov. 17)
- #8: @ Gonzaga (Nov. 19)

Furthermore, including a neutral-site tilt with #105 Furman (Nov. 27), UTA's first five D-I matchups are all against opponents in the top 105 of the KenPom.

Additionally, of UTA's nine non-conference games against D-I competition, here's the full breakdown:



Including Sun Belt competition, 13 UTA D-I opponents played in the postseason last year: NCAA (six), NIT (one), CIT (four) and CBI (two).

## FRIDAY NIGHT LIGHTS



For the first time in program history, UTA will have a regular season home game broadcast on national television as the Mavericks' 2019-20 finale on Feb. 28 at the College Park Center against rival Texas State will be shown live on ESPN2.

## COMPARISON

UTA averages in wins and losses last year:

Category	Losses	Wins
PPG	61.4	76.5
FG%	37.2	44.5
3-PT%	23.9	36.9
APG	10.8	14.6

## KEY RULE CHANGES

Among a plethora of major rule changes for men's college basketball in 2019-20 are the following noteworthy items:

- 1) Increase the 3-point line to FIBA distance: 22 feet and 1 ¾ inches.
- 2) Reset the shot clock to 20 seconds on an offensive rebound in the front court.
- 3) Permit the head coach to call live-ball timeouts during the last two minutes of a game.
- 4) Basket interference/goaltending can be reviewed in the last two minutes of a game.



## HOME DOMINANCE

- Since 2015-16, UTA has compiled an impressive 50-10 record in College Park Center.
- The Mavericks went 13-2 in 2015-16, 14-1 in 2016-17, 13-2 in 2017-18, 9-5 in 2018-19 and are 1-0 so far in 2019-20. **Included in that stretch was a 21-game regular-season winning streak.**
- The 14 victories in 2016-17 equaled a program record, set in 2007-08, for most home wins. The only loss was a four-point setback to CSU Bakersfield in the quarterfinals of the NIT.

Record	Season	Site
14-1	2016-17	College Park Center
14-3	2007-08	Texas Hall
13-2	2017-18	College Park Center
13-2	2015-16	College Park Center
12-1	2011-12	Texas Hall (8-1), CPC (4-0)
12-2	2003-04	Texas Hall

## CPC ATTENDANCE HIGHS

1)	6,421	11/16/12	MBB vs. Oklahoma
2)	6,336	3/22/17	MBB vs. CSU Bakersfield (NIT)
3)	6,228	2/2/12	M/WBB vs. UTSA
4)	6,105	12/3/15	MBB vs. North Texas
5)	5,590	2/22/18	WBB vs. Georgia Southern
6)	5,390	3/20/17	MBB vs. Akron (NIT)
7)	5,272	2/11/12	MBB vs. Texas State
8)	5,011	2/9/17	WBB vs. Little Rock
9)	5,033	1/23/16	MBB vs. Little Rock
10)	4,837	3/2/13	MBB vs. Utah State



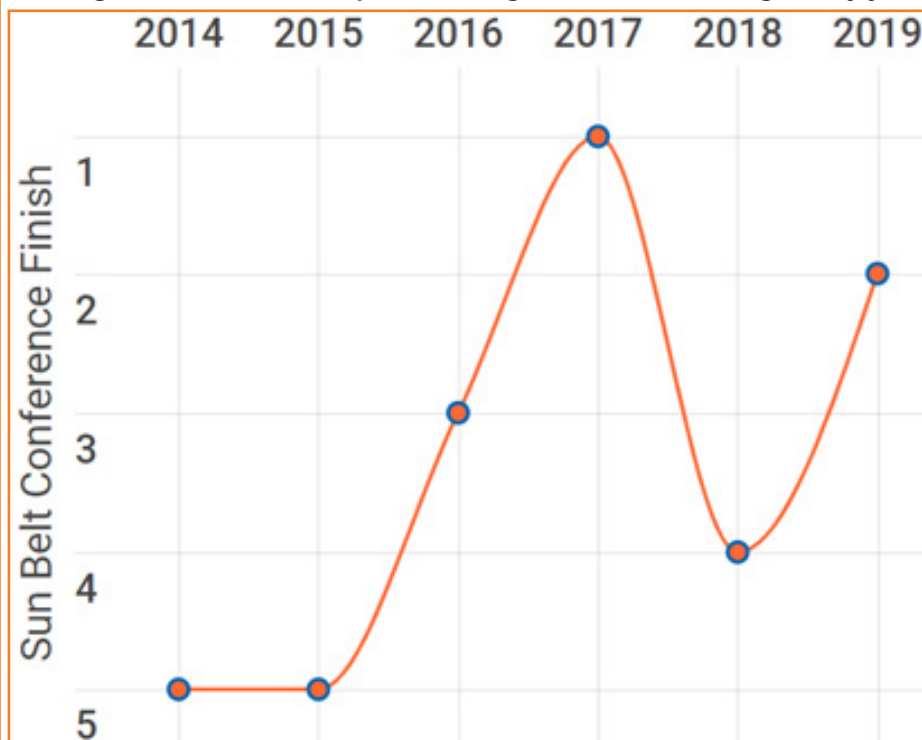
## ABOUT THE CPC

The Mavericks have called the beautiful College Park Center home since the 7,000 all chair-back seat multi-purpose arena opened on Feb. 1, 2012. The \$78 million project broke ground on March 5, 2010 and opened less than two years later. The arena is part of a 20-acre section of campus known as the College Park District, which includes a residence hall, student apartments, a 4.62 acre park, restaurants and three parking garages. The arena features 4,055 lower bowl seats, in addition to a 2,800-square-foot hospitality suite. A distinctive feature is a center hung 4-sided Daktronics LED scoreboard with an additional end zone LED display, ribbon displays and scorer's table. The lower concourse contains sports medicine facilities, two full-sized practice courts, a 2,500-sq-ft weight room, a press center, an academic support study center and coaches' office suites. In addition to Mavericks basketball and volleyball events, the facility hosts a variety of concerts, speaking engagements and other events. The WNBA's Dallas Wings also call College Park Center home during their season.

#MavUp

## SUN BELT SUCCESS

Since joining the Sun Belt for the 2013-14 season, UTA is the only team in the league to finish in the top-5 of the regular-season standings every year.



## GLOBAL PRESENCE

UTA has players from five different foreign countries on the 2019-20 roster – a total which surpasses the amount of different states (four) represented.



## NBA Academy

NBA Academies, a network of elite basketball training centers around the world, include educational development for top male and female prospects from outside the U.S. and mark the NBA's signature elite player development initiative. The initiative exposes elite prospects to NBA-level coaching, facilities and competition and provides a global framework for them to maximize their success.

### MALE NBA ACADEMIES GRADUATES WHO ARE ATTENDING, OR HAVE COMMITTED TO, D-I SCHOOLS (12 TOTAL; 2 NBA AFRICA PRODUCTS):

- Oumar Ballo (NBA Latin America Academy; Mali; Gonzaga)
- Francisco Caffaro (NBA Global Academy; Argentina; Virginia)
- Hunter Clarke (NBA Global Academy; Australia; Montana)
- Alex Ducas (NBA Global Academy; Australia; St. Mary's)
- Francisco Farabello (NBA Academy Latin America; Argentina; TCU)
- Anyang Garang (NBA Global Academy; Uganda; Oklahoma)
- Timothy Igheofe (NBA Academy Africa; Nigeria; Georgetown)
- Hyunjung Lee (NBA Global Academy; South Korea; Davidson)
- **Patrick Mwamba (NBA Academy Africa; Congo; UT Arlington)**
- Jermaine Miranda Perez (NBA Academy Latin America; Puerto Rico; Hofstra)
- Jonathan Tchatchoua (NBA Global Academy; Cameroon; Baylor)
- Kurt-Curry Wegscheider (NBA Academy Africa; Central Africa Republic; New Mexico)



In his initial ranking earlier this summer, ESPN Bracketologist Joe Lunardi installed UTA as the Sun Belt favorites in 2019-20. Andy Katz from the NCAA also predicted UTA to make the NCAA Tournament.

## ADDITION BY SUBTRACTION?

UTA posted a -0.6 scoring margin last year, but still managed to secure a winning record at 17-16. It's the first time since 1999-00 that a UTA team has had a winning record (15-12) with a negative scoring margin (-2.1).



**17-16 RECORD**

Over the last 12 years, UTA has finished with a positive scoring margin 10 times; in the first 48 years of the program, that occurred just eight times.

**-0.6 MARGIN**

## MAVERICKS IN THE PROS

Former UT Arlington forward Kevin Hervey became the highest NBA Draft selection in program history last spring when he was picked in the 2nd Round of the 2018 draft with the 57th pick overall by the Oklahoma City Thunder.

Hervey was the 4th all-time UTA player selected in the draft and the first since the NBA reduced the number of rounds to just two in 1989. Paul Renfro became UTA's first-ever draft pick when he was taken in the 9th round (181st overall) by the Utah Jazz in 1980. Two Mavericks were selected in 1982 – both by the Dallas Mavericks. Ralph McPherson was selected in the 9th round (188th) and Albert Culton picked in the 10th round (209th).

**Hervey – who is playing with the Thunder's G-League affiliate (Oklahoma City Blue) – graduated as the program's all-time rebounding leader (921) and 2nd in total points (1,783).**



**He was one of three graduating seniors in 2018 who signed a contract and are playing professionally, joining Erick Neal in Turkey with Fethiye and Johnny Hamilton also in Turkey with Darussafaka.**

### OTHER FORMER MAVS CURRENTLY PLAYING PROFESSIONALLY

Jorge Bilbao	Caceres Patrimonio de la Humanidad. . . . .	Spain
Roger Dowell	Beroe . . . . .	Bulgaria
Brandon Edwards	Elitzur Yavne . . . . .	Israel
Karol Gruszecki	Polski Cukier Torun . . . . .	Poland
Julian Harris	Raleigh Firebirds . . . . .	North Carolina
Jalen Jones	Sao Paulo FC . . . . .	Brazil
LaMarcus Reed	JP-Auto JKSE . . . . .	Hungary
Anthony Walker	Beroe . . . . .	Bulgaria

## THE LAST TIME

### THE LAST TIME A MAVERICK

#### Scored 40 Or More Points

. . . . .43, Stephen Barber at UTSA, 2/24/02

#### Scored 30 Or More Points

. . . . .31, Edric Dennis at Troy, 3/2/19

#### Totaled 20 Or More Rebounds

. . . . .22, Jermaine Griffin vs. UT Permian Basin, 12/1/05

#### Totaled 15 Or More Rebounds

. . . . .15, Andres Ibarguen vs. Coastal Carolina, 2/7/19

#### Totaled 10 Or More Assists

. . . . .10, Erick Neal at Texas State, 3/2/18

#### Recorded A Double-Double (Points/Rebounds)

. . . . .Andres Ibarguen (12/15) vs. Coastal Carolina, 2/7/19

#### Recorded A Double-Double (Points/Assists)

. . . . .Erick Neal at Texas State (22/10), 3/2/18

#### Recorded A Triple-Double (Points/Rebounds/Assists)

. . . . .Erick Neal vs UT Dallas (10/10/13), 11/27/17

### THE LAST TIME THE MAVERICKS

**Played An OT Game.** . . . .W, 91-86 vs. ULM, 2/23/19 (2 OT)

**Scored 100+ Points.** . . . .W, 105-89 at BYU, 3/15/17

**Allowed 100+ Points** . . . .L, 79-100 at Louisiana, 2/17/18

**Had 50 Or More Rebounds** . . . .53 vs. Coastal Carolina, 2/7/19

**Had 20 Or More Assists** . . . .25 vs. UT Dallas 11/5/19

**Had 15 Or More Steals** . . . .18, vs. Howard Payne, 11/13/13

**Played AP Ranked Opp.** . . . .at #8 Gonzaga, 89-55, 12/18/18

**Defeated AP Ranked Opp.** . . .at #12 Saint Mary's, 65-51, 12/8/16

## UTA VS. TOP-25 TEAMS

Dec. 18, 2018	at #8 Gonzaga	L	89-55
Dec. 18, 2017	at #25 Creighton	L	81-90
Nov. 21, 2017	at #25 Alabama	L	76-77
<b>Dec. 8, 2016</b>	<b>at #12 Saint Mary's</b>	<b>W</b>	<b>65-51</b>
Dec. 2, 2014	at #6 Texas	L	53-63
Nov. 25, 2014	at #1 Kentucky	L	44-92
Nov. 19, 2013	at #4 Kentucky	L	76-105
Dec. 19, 2012	at #24 Oklahoma State	L	44-69
Nov. 23, 2011	at #9 Baylor	L	65-75
Dec. 29, 2010	at #3 Kansas	L	57-82
Dec. 20, 2008	at #21 Baylor	L	76-79
Mar. 21, 2008	vs. #2 Memphis#	L	63-87
Dec. 3, 2005	at #2 Texas	L	55-93
Dec. 15, 2004	at #14 Texas	L	70-85
Jan. 2, 2004	at #19 Texas	L	79-99
Nov. 27, 2002	at #3 Texas	L	45-76
Nov. 18, 1997	at #19 Oklahoma	L	63-81
Dec. 20, 1994	at #21 New Mexico State	L	63-102
Dec. 28, 1993	vs. #14 Connecticut+	L	72-112
Dec. 21, 1992	at #17 Nebraska	L	95-116
Nov. 23, 1991	at #14 Utah	L	57-58
Dec. 6, 1986	at #11 Oklahoma	L	76-101
Feb. 7, 1985	at #14 Louisiana Tech	L	61-86
Jan. 12, 1985	at #14 Louisiana Tech	L	65-76
Feb. 12, 1973	vs. #13 UL Lafayette	~L	96-111
Jan. 13, 1973	at #13 UL Lafayette	~L	73-79
Dec. 18, 1970	vs. #19 Drake*	L	83-102
Dec. 4, 1970	at #18 Long Beach State	L	57-102
Dec. 1, 1970	at #15 New Mexico State	L	82-107
Feb. 26, 1970	vs. #15 Houston	L	84-102
Dec. 4, 1969	at #4 Houston	L	70-88
Feb. 22, 1967	at #1 Houston	L	75-130

# NCAA Tournament | + Hilo, Hawai'i | ~ UL Wins Later Vacated | \* Fort Worth, TX



## STATISTICAL TRENDS

### UTA'S RECORD WHEN

Monday	0-0
Tuesday	1-0
Wednesday	0-0
Thursday	0-0
Friday	0-0
Saturday	0-0
Sunday	0-0
Leading At Halftime	1-0
Trailing At Halftime	0-0
Tied At Halftime	0-0
Leading With 5 Minutes Left	1-0
Trailing With 5 Minutes Left	0-0
Tied With 5 Minutes Left	0-0
Shooting 40% FG Or Better	1-0
Shooting Less Than 40% FG	0-0
Opponent 40% FG Or Better	0-0
Opponent Less Than 40% FG	1-0
Shooting Better FG% Than Opponent	1-0
Shooting Worse FG% Than Opponent	0-0
Shooting Better 3-FG% Than Opponent	1-0
Shooting Worse 3-FG% Than Opponent	0-0
Outrebounding Opponent	1-0
Outrebounded By Opponent	0-0
Rebounds Tied	0-0
More Turnovers Than Opponent	0-0
Fewer Turnovers Than Opponent	1-0
Same Turnovers As Opponent	0-0

### UTA'S POINT TOTAL

35-49 Points	0-0
50-59 Points	0-0
60-69 Points	0-0
70-79 Points	0-0
80-89 Points	1-0
90-99 Points	0-0
100+ Points	0-0

### GAMES DECIDED BY

5 Points Or Less	0-0
6-10 Points	0-0
11-19 Points	0-0
20+ Points	1-0

## ABOUT UT ARLINGTON

The University of Texas at Arlington is a Carnegie Research-1 "highest research activity" institution. With a global enrollment of nearly 60,000 during the 2018-2019 academic year, UTA is one of the largest institutions in the state of Texas. Guided by its Strategic Plan 2020 Bold Solutions | Global Impact, UTA fosters interdisciplinary research and education within four broad themes: health and the human condition, sustainable urban communities, global environmental impact, and data-driven discovery. UTA was recently cited by U.S. News & World Report as having the second lowest average student debt among U.S. universities. U.S. News & World Report lists UTA as having the fifth highest undergraduate diversity index among national universities. The University is a Hispanic-Serving Institution and is ranked as the top four-year college in Texas for veterans on Military Times' 2017 Best for Vets list. Visit [www.uta.edu](http://www.uta.edu).

## RE-TWEETS

- 1) UTA was the only Sun Belt team which didn't have a single player average at least 30 minutes per game last year (Warren: 29.8).
- 2) In conference games, UTA led the SBC in field-goal percentage defense (.409), rebounds per game (38.4) and rebound margin (+3.8); the Mavs finished 2nd in points per game allowed (69), free throw percentage (.752), scoring margin (+4.1) and assists per game (14.6).
- 3) The Mavs secured a program-best 6-3 road SBC record; the previous best in six seasons as a member of the Sun Belt was 5-4 in 2016-17.

## RE-TRACKING 2018-19

Some of the 'notable' off-court highlights from Chris Ogden's first season at the helm of UTA in 2018-19:



### KD COURTSIDE

Kevin Durant sat courtside next to the UTA bench on Nov. 16 at the College Park Center to watch the Mavericks take on Texas A&M-Corpus Christi. Durant is close friends with Ogden as the two date back to their time at Texas. Ogden, who led the Longhorns to the 2003 Final Four as a captain, was an administrative assistant on the 2007-08 Texas squad – Durant's lone collegiate season with Texas.



### ODE TO BOBBY

Ogden coached his first-ever road game on Nov. 20 at Assembly Hall, and as an ode to former Indiana head coach Bobby Knight and the several connections the two have, Ogden wore a UTA-themed sweater. Ogden attended Knight's camp at IU when he was in 6th grade; his brother, Tanner, played for Knight at Texas Tech; Ogden and Knight's son, Pat, are extremely close friends.



### SIRI, WHO'S AT PRACTICE?



Prior to the start of UTA's practice at Cal Berkeley on Dec. 20, Siri co-founder Adam Cheyer spoke to the team. The entrepreneur and his son, Noah, watched practice, interacted with players and staff after practice and then remained longer to shoot around and engage further with the Mavs.



# HEAD COACH CHRIS OGDEN

## NOTABLE FIRST-YEAR HONORS

### Sun Belt Coach of the Year

Just the third UTA coach to ever win a conference Coach of the Year award, joining Bob LeGrand (1981, Southland Conference) and Scott Cross (2012, Southland Conference; 2017, Sun Belt Conference).

### NABC District 24 Coach of the Year

Consists of all Sun Belt members.

### Hugh Durham Award Finalist

Presented annually to the nation's top mid-major coach.

### Joe B. Hall Award Finalist

Given annually to the top first-year head coach in Division-I.

A new era of UT Arlington men's basketball began on Apr. 6, 2018, with the appointment of former Big 12 and SEC assistant Chris Ogden as the eighth head coach in program history.

In his first season leading UTA in 2018-19, the Mavs went 17-16 and Ogden guided a team predicted to finish 2nd-to-last in the Sun Belt Conference Preseason Poll to a 2nd-place finish in the regular-season standings (12-6) and a berth in the Sun Belt Tournament Championship Game for the second-straight year.

That nine-spot improvement from preseason to final regular-season finish was tied for the best in the nation along with Siena, which was picked 11th in the MAAC (Metro Atlantic Athletic Conference) and finished in a four-way tie for 2nd.

During his 15 years on the basketball staffs at Texas, Tennessee and Texas Tech, Ogden helped compile a 346-173 record for a .667 winning percentage. In 10 seasons as a full-time assistant coach he went 215-130 and registered a total of 32 victories over Associated Press top 25 ranked teams. He helped lead three programs to 11 total NCAA Tournament appearances, including three regional finals.

Ogden recruited many of the Texas Tech players who would go on to finish as national runner-ups in 2018-19.

Ogden was instrumental in signing six McDonald's All-Americans over a seven-year span at Texas (Avery Bradley in 2009, Cory Joseph in 2010, Tristan Thompson in 2010, Myck Kabongo in 2011, Cameron Ridley in 2012 and Myles Turner in 2014). He had a hand in assembling five recruiting classes that ranked nationally inside ESPN's Top 10.

Ogden has coached seven players who have gone onto have their name called in the NBA Draft, six of which were selected in the first round (Thompson, No. 4 by Cleveland in 2011; Jordan Hamilton, No. 26 by Dallas in 2011; Joseph, No. 29 by San Antonio in 2011; Avery Bradley, No. 19 by Boston in 2010; Damion James, No. 24 by Atlanta in 2010; and Turner, No. 11 by Indiana in 2015).

Ogden played four seasons at forward for the Longhorns from 2000-03 and was a member of four NCAA Tournament teams. The Longhorns reached the 2003 NCAA Final Four with Ogden serving as a senior captain. He finished his Texas career with 97 team victories, more than any other player in program history at the time.

Following his collegiate playing career, Ogden joined the Texas basketball staff as a student assistant coach for the 2003-04 season while he completed his undergraduate degree. He earned his Bachelor of Science in education in 2004.

Ogden played four years of varsity basketball at Seminole High School. He was crowned the state of Texas "Mr. Basketball" following his senior season in 1998-99. That year, he averaged 17.3 points, 10.6 rebounds and 8.5 assists per game while leading SHS to a 36-4 record and a runner-up finish in the Class 3A state tournament.

## 2019 SUN BELT COACH OF THE YEAR



## CAREER TIMELINE

UT Arlington (2018-Present) – Head Coach  
Texas Tech (2016-18) – Assistant Coach  
Tennessee (2015-16) – Assistant Coach  
Texas (2008-15) – Assistant Coach  
Texas (2004-08) – Administrative Assistant  
Texas (2003-04) – Student Assistant Coach

## NCAA PLAYING CAREER

Texas (1999-03) – Team Captain, 2003 Final Four

## EDUCATION

Texas (2004): Bachelor's in Education

## PERSONAL

Wife: Katie  
Children: Bo, Ellie & Parker

## UTA HEAD COACHING HISTORY

Coach	Years	W	L	Pct.
Tom Tinker	1959-66	54	113	.323
Barry Dowd	1966-76	90	168	.349
Bob "Snake" LeGrand	1976-87	122	184	.399
Jerry Stone	1987-88	7	22	.241
Mark Nixon	1988-92	56	59	.487
Eddie McCarter	1992-06	179	211	.459
Scott Cross	2006-18	225	161	.584
Chris Ogden	2018-	18	16	.529
<b>TOTAL</b>		<b>751</b>	<b>934</b>	<b>.446</b>





## ROSTER RUNDOWN

No.	Name	Pos.	Ht.	Wt.	Yr.	Hometown / High School / Previous School(s)
0	Brian Warren	G	5-9	170	Sr.	Indianapolis, Ind. / Howe / Tyler JC
1	Sam Griffin	G	6-3	175	Fr.	Miami, Fla. / Westminster Academy
2	Jordan Phillips	F	6-7	215	So.	Fort Worth, Texas / Grace Prep / Arkansas
3	Ayoub Nouhi	G/F	6-6	205	So.	Brussels, Belgium / Institute Saint-Louis Namur
4	David Azore	G	6-4	205	R-So.	Houston, Texas / Clear Brook
10	Radshad Davis	F	6-2	205	Sr.	Nassau, Bahamas / Sunrise Christian / Missouri State-West Plains
11	Hunter Lavelle	G	6-1	165	Fr.	Argyle, Texas / Argyle
13	Jabari Narcis	F	6-9	240	Sr.	Chaguanas, Trinidad and Tobago / Chaguanas North / Jacksonville College
14	Davis Steelman	G	6-3	185	Jr.	Bedford, Texas / Berkner / New Mexico Military Institute
20	Nicolas Elame	G	6-3	185	Fr.	Paris, France / Bella Vista Prep
21	Tre Jones	F	6-5	195	Fr.	Arlington, Texas / Kennedale
22	TiAndre Jackson-Young	F	6-4	200	Sr.	Marshall, Texas / Marshall / Tyler JC
23	Patrick Mwamba	F	6-6	196	So.	Bukavu, Congo / Keur Madior International / NBA Academy Africa
33	McKade Marquis	G	6-0	195	R-Fr.	Whitehouse, Texas / Whitehouse
43	Coleman Sparling	F	6-7	215	R-Jr.	Ellensburg, Wash. / Ellensburg / Central Washington / College of Southern Idaho
	Grayson Carter *	F	6-9	225	So.	Dallas, Texas / Denton Guyer / Georgetown

\* Will sit out the 2019-20 season in accordance with NCAA transfer regulations.

## PRONOUNCIATION GUIDE

**3:** A-ube NEW-he

**4:** AYE-zore

**10:** ruh-SHAWHD

**11:** luh-VELLE

**13:** NAHR-sis

**20:** uh-LALM-eh

**22:** TEE-andre

**23:** mm-WAMBA

**33:** MAR-quisse

# THE JOURNEY

## INSIDE THE 2018-19 UTA MEN'S BASKETBALL TEAM

Relive UTA's 2018-19 season with the behind-the-scenes all-access video series The Journey at [UTAMavs.com/TheJourney](http://UTAMavs.com/TheJourney).

# O'BRIAN WARREN

Instagram Twitter @bmsforeigner

Sr. G 5-9 170 Indianapolis, IN Tyler JC Howe HS

## RECORD PERFORMANCES

### POINTS

Career 33 vs. ULM (2/23/19)  
Season 3 vs. UT Dallas (11/5/19)  
Sun Belt 33 vs. ULM (2/23/19)

### REBOUNDS

Career 6, 4x, Last vs. Coastal Carolina (2/7/19)  
Season 5 vs. UT Dallas (11/5/19)  
Sun Belt 6 vs. Coastal Carolina (2/7/19)

### ASSISTS

Career 11, 2x, Last @ Kilgore (2/15/17)  
Season 7 vs. UT Dallas (11/5/19)  
Sun Belt 9 vs. Appalachian State (2/9/19)

### STEALS

Career 6 vs. Southwestern Christian (11/05/16)  
Season 1 vs. UT Dallas (11/5/19)  
Sun Belt 4 vs. Arkansas State (1/17/19)

### FIELD GOALS MADE

Career 11, 2x, Last @ Texas State (2/2/19)  
Season 1 vs. UT Dallas (11/5/19)  
Sun Belt 11 @ Texas State (2/2/19)

### FIELD GOALS ATTEMPTED

Career 20, 2x, Last vs. ULM (2/23/19)  
Season 5 vs. UT Dallas (11/5/19)  
Sun Belt 20, 2x, Last vs. ULM (2/23/19)

### FREE THROWS MADE

Career 10, 2x, Last vs Kilgore (3/10/18)  
Season 1 vs. UT Dallas (11/5/19)  
Sun Belt 8 vs. ULM (2/23/19)

### FREE THROWS ATTEMPTED

Career 14 vs. Kilgore (3/10/18)  
Season 2 vs. UT Dallas (11/5/19)  
Sun Belt 9 @ Texas State (2/2/19)

### 3-POINT FIELD GOALS MADE

Career 5 vs. ULM (2/23/19)  
Season  
Sun Belt 5 vs. ULM (2/23/19)

### 3-POINT FIELD GOALS ATTEMPTED

Career 11 vs. Navarro (2/25/17)  
Season 3 vs. UT Dallas (11/5/19)  
Sun Belt 9 vs. ULM (2/23/19)

### MINUTES

Career 42 vs. ULM (2/23/19)  
Season 22 vs. UT Dallas (11/5/19)  
Sun Belt 42 vs. ULM (2/23/19)

## MISCELLANEOUS

	Year	Career
Double-Figure Points		71
20+ Points		19
Double-Doubles		2
5+ Rebounds	1	11
Double-Figure Assists		5
Games W/ A Steal	1	74

## CAREER STATS

Season	GP-GS	Min/Avg	FG-FGA	Pct	3-Ptr		F-Throws		Rebounds				PF	FO	A	TO	Blk	Stl	Pts	Avg
					FG-FGA	Pct	FT-FTA	Pct	Off	Def	Tot	Avg								
2016-17	29-29	0/0.0	97-236	.411	37-97	.381	101-123	.821	6	53	59	2.0	61	1	182	44	2	53	332	11.4
2017-18	33-33	0/0.0	173-379	.456	41-121	.339	123-174	.707	7	78	85	2.6	71	3	183	59	3	57	510	15.5
2018-19	33-32	983/29.8	176-443	.397	52-171	.304	103-128	.805	15	71	86	2.6	98	1	119	71	3	39	507	15.4
2019-20	1-1	22/22.0	1-5	.200	0-3	.000	1-2	.500	1	4	5	5.0	1	0	7	2	0	1	3	3.0
Total	96-95	1005/10.5	447-1063	.421	130-392	.332	328-427	.768	29	206	235	2.4	231	5	491	176	8	150	1352	14.1

## 2018-19 RECAP

Led the team in scoring (15.4), assists (3.6), steals (1.2) and minutes (29.8) ... made four shots which forced overtime or double overtime, and converted the go-ahead/eventual game-winning free throws twice ... reached 1,000 career points at #8 Gonzaga (Dec. 18) ... Sun Belt Co-Player of the Week (Feb. 4) after scoring a then-career-high 30 points at Texas State (Feb. 2) ... ranked 8th in the Sun Belt in assists, 7th in assist-to-turnover ratio (1.7) and 5th in free-throw percentage (.805) ... eclipsed the 20-point mark eight times during the year ... 507 points rank tied as the 17th-most in single-season program history ... one of only three players to appear in all 33 games, and made a team-high 32 starts.



## PAINT TOUCHES

**Multi-Sport**  
Played Golf & Ran Cross Country In High School

**Roommate**  
Radshad Davis

**Call Me 'Kipp'**  
Goes By His Middle Name

**No Dirt**  
Thinks He & Radshad Have The Cleanest Apartment

**Sneakerhead**  
Owns More Than 70 Pairs Of Shoes/Sneakers

**Introvert**  
Doesn't Like Big Crowds

## GAME-BY-GAME STATS

Opponent	Date	GS	MIN	Total		3-Pointers		Free throws		Rebounds				PF	A	T/O	BLK	STL	PTS	AVG
				FG-FGA	PCT	3FG-3FGA	PCT	FT-FTA	PCT	OFF	DEF	TOT	AVG							
Texas-Dallas	11/05/19	*	22	1-5	.200	0-3	.000	1-2	.500	1	4	5	5.0	1	7	2	0	1	3	3.0
Totals		1	22	1-5	.200	0-3	.000	1-2	.500	1	4	5	5.0	1	7	2	0	1	3	3.0





# 1 | SAM GRIFFIN

@samgriffin3rd

Fr. G 6-3 175 Miami, FL Westminster Academy

## RECORD PERFORMANCES

### POINTS

Career 12 vs. UT Dallas (11/5/19)  
Season Same As Career  
Sun Belt

### REBOUNDS

Career 1 vs. UT Dallas (11/5/19)  
Season Same As Career  
Sun Belt

### ASSISTS

Career 3 vs. UT Dallas (11/5/19)  
Season Same As Career  
Sun Belt

### STEALS

Career 1 vs. UT Dallas (11/5/19)  
Season Same As Career  
Sun Belt

### FIELD GOALS MADE

Career 4 vs. UT Dallas (11/5/19)  
Season Same As Career  
Sun Belt

### FIELD GOALS ATTEMPTED

Career 7 vs. UT Dallas (11/5/19)  
Season Same As Career  
Sun Belt

### FREE THROWS MADE

Career  
Season  
Sun Belt

### FREE THROWS ATTEMPTED

Career  
Season  
Sun Belt

### 3-POINT FIELD GOALS MADE

Career 4 vs. UT Dallas (11/5/19)  
Season Same As Career  
Sun Belt

### 3-POINT FIELD GOALS ATTEMPTED

Career 7 vs. UT Dallas (11/5/19)  
Season Same As Career  
Sun Belt

### MINUTES

Career 15 vs. UT Dallas (11/5/19)  
Season Same As Career  
Sun Belt

## HIGH SCHOOL

First Team All-State selection in Class 4A as a senior ... also named First Team All-County as a senior ... averaged 23 points per game as a senior ... scored 49 combined points in the Class 4A state semifinals and final game ... led his team to a third-straight state championship (four-straight title game appearance for the team overall) after pouring in 24 points in the title game and 25 in the semi-final ... averaged 17.1 points, 4.8 rebounds and 4.6 assists per game as a junior ... all-tournament team member from the state tournament ... all-county selection by the Miami Herald and Sun Sentinel ... competed in the prestigious Kreul Classic and MAIT (Montverde Academy Invitational Tournament) featuring some of the best high school teams in the nation and state of Florida ... attended Miami Norland for two years before transferring to Westminster where he eclipsed 1,000 points in just two seasons.



## PAINT TOUCHES

### A-Typical Major

Nursing Major Due To The Guaranteed Job Placement

### About Tre Jones

Outgoing

### Campus Description

Extremely Active

### Roommate

Tre Jones

### Put A Smile On

Enjoys Making People Happy/Smile

### Come Talk To Me

Extremely Approachable; Loves Conversing

## GAME-BY-GAME STATS

Opponent	Date	GS	MIN	Total		3-Pointers		Free throws		Rebounds				PF		A		BLK		STL		PTS		AVG
				FG	F-GA	PCT	3FG	3FGA	PCT	FT	FT-A	PCT	OFF	DEF	TOT	AVG	P	A	T/O	BLK	STL	P	AVG	
Texas-Dallas	11/05/19		14	4	7	.571	4	7	.571	0	0	.000	0	1	1	1.0	1	3	0	0	1	12	12.0	
<b>Totals</b>			<b>0</b>	<b>14</b>	<b>4</b>	<b>.571</b>	<b>4</b>	<b>7</b>	<b>.571</b>	<b>0</b>	<b>0</b>	<b>.000</b>	<b>0</b>	<b>1</b>	<b>1</b>	<b>1.0</b>	<b>1</b>	<b>3</b>	<b>0</b>	<b>0</b>	<b>1</b>	<b>12</b>	<b>12.0</b>	



## MISCELLANEOUS

	Year	Career
Double-Figure Points	1	1
20+ Points		
Double-Doubles		
5+ Rebounds		
Double-Figure Assists		
Games W/ A Steal	1	1

## CAREER STATS

Season	GP-GS	Min/Avg	Total		3-Ptr		F-Throws		Rebounds				PF				Blk		Stl		Pts		Avg
			FG	F-GA	Pct	FG	F-GA	Pct	FT	FT-A	Pct	Off	Def	Tot	Avg	P	FO	A	TO	Blk	Stl	P	
2019-20	1-0	15/15.0	4	7	.571	4	7	.571	0	0	.000	0	1	1	1.0	1	0	3	0	0	1	12	12.0
Total	1-0	15/15.0	4	7	.571	4	7	.571	0	0	.000	0	1	1	1.0	1	0	3	0	0	1	12	12.0

# 2 | JORDAN PHILLIPS

 @J25Phillips  
 @jord2nphillips

So. | F | 6-7 | 215 | Fort Worth, TX | Arkansas | Grace Prep

## RECORD PERFORMANCES

### POINTS

Career 17 vs. UT Dallas (11/5/19)  
 Season 17 vs. UT Dallas (11/5/19)  
 Sun Belt

### REBOUNDS

Career 5 vs. UT Dallas (11/5/19)  
 Season 5 vs. UT Dallas (11/5/19)  
 Sun Belt

### ASSISTS

Career 1 @ Colorado State (12/5/18)  
 Season  
 Sun Belt

### STEALS

Career 1, 2x, Last vs. UT Dallas (11/5/19)  
 Season 1 vs. UT Dallas (11/5/19)  
 Sun Belt

### FIELD GOALS MADE

Career 5 vs. UT Dallas (11/5/19)  
 Season 5 vs. UT Dallas (11/5/19)  
 Sun Belt

### FIELD GOALS ATTEMPTED

Career 8 vs. UT Dallas (11/5/19)  
 Season 8 vs. UT Dallas (11/5/19)  
 Sun Belt

### FREE THROWS MADE

Career 6 vs. UT Dallas (11/5/19)  
 Season 6 vs. UT Dallas (11/5/19)  
 Sun Belt

### FREE THROWS ATTEMPTED

Career 9 vs. UT Dallas (11/5/19)  
 Season 9 vs. UT Dallas (11/5/19)  
 Sun Belt

### 3-POINT FIELD GOALS MADE

Career 1 vs. UT Dallas (11/5/19)  
 Season 1 vs. UT Dallas (11/5/19)  
 Sun Belt

### 3-POINT FIELD GOALS ATTEMPTED

Career 3 vs. UT Dallas (11/5/19)  
 Season 3 vs. UT Dallas (11/5/19)  
 Sun Belt

### MINUTES

Career 21 vs. UT Dallas (11/5/19)  
 Season 21 vs. UT Dallas (11/5/19)  
 Sun Belt

## MISCELLANEOUS

	Year	Career
Double-Figure Points	1	1
20+ Points		
Double-Doubles		
5+ Rebounds	1	1
Double-Figure Assists		
Games W/ A Steal	1	2

## CAREER STATS

Season	GP-GS	Min/Avg	Total		3-Ptr		F-Throws		Rebounds												
			FG-FGA	Pct	FG-FGA	Pct	FT-FTA	Pct	Off	Def	Tot	Avg	PF	FO	A	TO	Blk	Stl	Pts	Avg	
2018-19	7-0	38/5.4	3-20	.150	0-6	.000	4-4	1.000	1	4	5	0.7	6	0	1	2	0	1	10	1.4	
2019-20	1-1	21/21.0	5-8	.625	1-3	.333	6-9	.667	3	2	5	5.0	1	0	0	1	0	1	17	17.0	
Total	8-1	59/7.4	8-28	.286	1-9	.111	10-13	.769	4	6	10	1.3	7	0	1	3	0	2	27	3.4	

## PRIOR TO UTA

Transferred from Arkansas to UTA prior to the spring 2019 semester in January and is eligible immediately following a waiver approval ... played in seven games at Arkansas, totaling 10 points and was a perfect 4-4 from the free-throw line in limited minutes ... played against UTA in November, logging four minutes and scoring two points, going 2-2 from the free-throw line and grabbing a rebound ... ranked as the 11th-best prospect in Texas coming out of high school, the 37th-best shooting guard in the country and just outside the top-100 national rankings coming out of high school, according to Rivals.com ... spent his senior year at Grace Preparatory Academy in Arlington, being named an All-Star by the Texas Association of Basketball Coaches for 6A, 5A Private Schools ... began his high school career at Cedar Hill and averaged 21 points and six rebounds per game as a junior, helping lead the Longhorns to a 29-5 record and 12th-place finish in the state.

## PAINT TOUCHES

### Transfer

UTA Staff & Players Extremely Welcoming; Strong Academic Focus At UTA More So Than Arkansas, Which Played A Role

### Roommate

Grayson Carter

### About Grayson

Have Known Each Other Since 8th Grade

### Don't Touch ...

His Bellybutton; Hates It & Has A Phobia

### Tore Right Meniscus

Summer Of 2018

## GAME-BY-GAME STATS

			Total		3-Pointers		Free throws		Rebounds												
Opponent	Date	GS	MIN	FG-FGA	PCT	3FG-3FGA	PCT	FT-FTA	PCT	OFF	DEF	TOT	AVG	PF	A	T/O	BLK	STL	PTS	AVG	
Texas-Dallas	11/05/19	*	21	5-8	.625	1-3	.333	6-9	.667	3	2	5	5.0	1	0	1	0	1	17	17.0	
Totals			1	21	5-8	.625	1-3	.333	6-9	.667	3	2	5	5.0	1	0	1	0	1	17	17.0



# 3 | AYOUB NOUHI

A-ube NEW-he

@ayoubnouhi3

So. G/F 6-6 205 Brussels, Belgium Institute Saint-Louis Namur

## RECORD PERFORMANCES

### POINTS

Career 9, 3x, Last vs. ULM (2/23/19)  
Season 2 vs. UT Dallas (11/5/19)  
Sun Belt 9, 3x, Last vs. ULM (2/23/19)

### REBOUNDS

Career 5 vs. Little Rock (1/19/19)  
Season 3 vs. UT Dallas (11/5/19)  
Sun Belt 5 vs. Little Rock (1/19/19)

### ASSISTS

Career 3 vs. UT Dallas (11/5/19)  
Season 3 vs. UT Dallas (11/5/19)  
Sun Belt 2, 3x, Last vs. ULM (2/23/19)

### STEALS

Career 3 vs. Arkansas State (1/17/19)  
Season 3 vs. Arkansas State (1/17/19)  
Sun Belt 3 vs. Arkansas State (1/17/19)

### FIELD GOALS MADE

Career 4 vs. Coastal Carolina (2/7/19)  
Season 1 vs. UT Dallas (11/5/19)  
Sun Belt 4 vs. Coastal Carolina (2/7/19)

### FIELD GOALS ATTEMPTED

Career 6, 3x, Last vs. UT Dallas (11/5/19)  
Season 6 vs. UT Dallas (11/5/19)  
Sun Belt 6, 2x, Last vs. ULM (2/23/19)

### FREE THROWS MADE

Career 1, 4x, Last vs. Georgia Southern (3/16/19)  
Season 1, 4x, Last vs. Georgia Southern (3/16/19)  
Sun Belt 1, 3x, Last vs. ULM (2/23/19)

### FREE THROWS ATTEMPTED

Career 2, 6x, Last vs. ULM (2/23/19)  
Season 2, 6x, Last vs. ULM (2/23/19)  
Sun Belt 2, 4x, Last vs. ULM (2/23/19)

### 3-POINT FIELD GOALS MADE

Career 2, 3x, Last vs. ULM (2/23/19)  
Season 2, 3x, Last vs. ULM (2/23/19)  
Sun Belt 2, 3x, Last vs. ULM (2/23/19)

### 3-POINT FIELD GOALS ATTEMPTED


Career 4 vs. Little Rock (1/19/19)  
Season 2 vs. UT Dallas (11/5/19)  
Sun Belt 4 vs. Little Rock (1/19/19)

### MINUTES

Career 21, 2x, Last vs. ULM (2/23/19)  
Season 20 vs. UT Dallas (11/5/19)  
Sun Belt 21, 2x, Last vs. ULM (2/23/19)

## 2018-19 RECAP

Started the final 16 games of the year after making two starts through his first 15 contests ... averaged 2.5 points and 1.2 rebounds ... 67 of his 78 points (86 percent) on the year came in Sun Belt play ... made his first-career start versus UC Davis (Nov. 18) ... shot .471 (32-68) from the floor ... six points (five on the year entering the game) at Arkansas (Nov. 23), in addition to pulling down four rebounds in 15 minutes ... had one steal in 15 career games entering the contest against Arkansas State (Jan. 17), and recorded three in that game ... scored a career-high nine points against Little Rock (Jan. 19) (he had 13 career points entering the game), including two 3-pointers (first two of his career) ... tied that scoring performance with nine versus Coastal Carolina and also opposite ULM (all of which came in the 1st half) ... had at least one steal in seven games.



## PAINT TOUCHES

**Quadrilingual**  
Can Speak French, English,  
Arabic & Dutch

**Americans Are...**  
More Friendly Than He  
Expected Them To Be

**Color Blind**  
Can't See Red, Blue, Green  
Or Brown

**Roommate**  
Jabari Narcis

**Jabari Is Always...**  
Making Food At 3 AM

**Favorite Fast Food**  
Chick-fil-A

## GAME-BY-GAME STATS

Opponent	Date	GS	MIN	Total		3-Pointers		Free throws		Rebounds		PF	A	T/O	BLK	STL	PTS	AVG
				FG	FGA	PCT	3FG	3FGA	PCT	FT	FTA	PCT	OFF	DEF	TOT	AVG		
Texas-Dallas	11/05/19	*	20	1-6	.167	0-2	.000	0-0	.000	1	2	3	3.0	2	3	1	0	2.0
<b>Totals</b>			<b>1</b>	<b>20</b>	<b>1-6</b>	<b>.167</b>	<b>0-2</b>	<b>.000</b>	<b>0-0</b>	<b>.000</b>	<b>1</b>	<b>2</b>	<b>3</b>	<b>3.0</b>	<b>2</b>	<b>3</b>	<b>1</b>	<b>2.0</b>




## MISCELLANEOUS

	Year	Career
Double-Figure Points		
20+ Points		
Double-Doubles		
5+ Rebounds		1
Double-Figure Assists		
Games W/ A Steal		7

## CAREER STATS

Season	GP-GS	Min/Avg	Total		3-Ptr		F-Throws		Rebounds										Pts	Avg
			FG-FGA	Pct	FG-FGA	Pct	FT-FTA	Pct	Off	Def	Tot	Avg	PF	FO	A	TO	Blk	Stl		
2018-19	31-18	369/11.9	32-68	.471	9-26	.346	5-15	.333	13	24	37	1.2	34	0	10	18	2	11	78	2.5
2019-20	1-1	19/19.0	1-6	.167	0-2	.000	0-0	.000	1	2	3	3.0	2	0	3	1	0	0	2	2.0
Total	32-19	388/12.1	33-74	.446	9-28	.321	5-15	.333	14	26	40	1.3	36	0	13	19	2	11	80	2.5

# 4 DAVID AZORE

 AYE-zore  
 @dazore6  
 @david22hh

R-So.      G      6-4      205      Houston, TX      Clear Brook HS

## RECORD PERFORMANCES

### POINTS

**Career** 16, 3x, Last @ Arkansas State (2/16/19)  
**Season** 7 vs. UT Dallas (11/5/19)  
**Sun Belt** 16, 2x, Last @ Arkansas State (2/16/19)

### REBOUNDS

**Career** 13 @ Texas State (2/2/19)  
**Season** 4 vs. UT Dallas (11/5/19)  
**Sun Belt** 13 @ Texas State (2/2/19)

### ASSISTS

**Career** 6 @ North Texas (12/8/18)  
**Season** 2 vs. UT Dallas (11/5/19)  
**Sun Belt** 4, 2x, Last @ South Alabama (2/28/19)

### STEALS

**Career** 2, 4x, Last vs. Louisiana (2/21/19)  
**Season** 1 vs. UT Dallas (11/5/19)  
**Sun Belt** 2 vs. Louisiana (2/21/19)

### FIELD GOALS MADE

**Career** 5, 2x, Last vs. Georgia State (1/3/19)  
**Season** 3 vs. UT Dallas (11/5/19)  
**Sun Belt** 5 vs. Georgia State (1/3/19)

### FIELD GOALS ATTEMPTED

**Career** 15 @ North Texas (12/8/18)  
**Season** 5 vs. UT Dallas (11/5/19)  
**Sun Belt** 12, 2x, Last vs. ULM (2/23/19)

### FREE THROWS MADE

**Career** 9 @ Appalachian St. (1/10/19)  
**Season** 9 @ Appalachian St. (1/10/19)  
**Sun Belt** 9 @ Appalachian St. (1/10/19)

### FREE THROWS ATTEMPTED

**Career** 10 @ Appalachian St. (1/10/19)  
**Season** 10 @ Appalachian St. (1/10/19)  
**Sun Belt** 10 @ Appalachian St. (1/10/19)

### 3-POINT FIELD GOALS MADE

**Career** 2 @ Arkansas State (2/16/19)  
**Season** 1 vs. UT Dallas (11/5/19)  
**Sun Belt** 2 @ Arkansas State (2/16/19)

### 3-POINT FIELD GOALS ATTEMPTED

**Career** 5, 2x, Last @ Arkansas State (2/16/19)  
**Season** 1 vs. UT Dallas (11/5/19)  
**Sun Belt** 5 @ Arkansas State (2/16/19)

### MINUTES

**Career** 38 vs. ULM (2/23/19)  
**Season** 24 vs. UT Dallas (11/5/19)  
**Sun Belt** 38 vs. ULM (2/23/19)

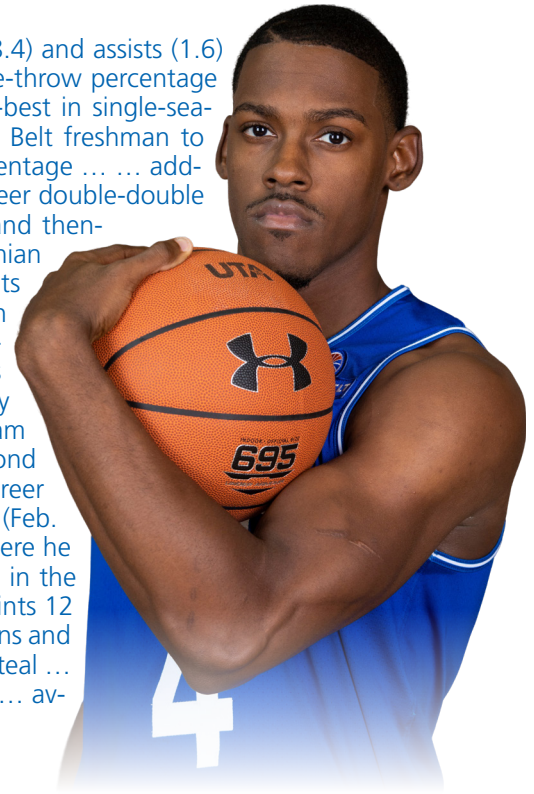
## MISCELLANEOUS

	Year	Career
Double-Figure Points		12
20+ Points		
Double-Doubles		2
5+ Rebounds		14
Double-Figure Assists		
Games W/ A Steal	1	16

## CAREER STATS

## 2018-19 RECAP

Ranked 3rd on the team in scoring (8.4) and assists (1.6) ... finished 3rd in the Sun Belt in free-throw percentage (.815, 110-135) to rank as the 19th-best in single-season program history ... the only Sun Belt freshman to rank in the top-15 in free-throw percentage ... added 4.2 rebounds per game ... first career double-double with a season-high-tying 16 points and then-career-best 11 rebounds at Appalachian State (Jan. 10) ... game-high 15 points off the bench at Georgia Southern (Jan. 24), including 8-8 from the free-throw line ... 13 defensive rebounds at Texas State (Feb. 2) were one shy of matching the single-game program record; added 14 points for his second double-double of the year ... tied a career high with 16 points at Arkansas State (Feb. 16); 14 of those came in a stretch where he scored all but two of UTA's 16 points in the 2nd half ... reached double-figure points 12 times, had 5+ rebounds on 13 occasions and posted 15 contests with at least one steal ... appeared in 32 games with 17 starts ... averaged 23.2 minutes per game.



## PAINT TOUCHES

### Sports Allegiances

NBA: Rockets  
 NFL: Texans

### Roommate

Patrick Mwamba

### Twinning

Has A Twin Sister, Joilyn,  
 Who Plays Volleyball At  
 Southern University; Every-  
 one Says They Look Alike,  
 But He Doesn't Agree

### The Self-Proclaimed...

Best NBA 2K 2020 Video  
 Game Player On The Team

### Wants To Improve

Assist-TO Ratio & Finishing

## GAME-BY-GAME STATS

Opponent	Date	GS	MIN	Total		3-Pointers		Free throws		Rebounds				PF	A	T/O	BLK	STL	PTS	AVG
				FG-FGA	PCT	3FG-3FGA	PCT	FT-FTA	PCT	OFF	DEF	TOT	AVG							
Texas-Dallas	11/05/19	*	24	3-5	.600	1-1	1.000	0-0	.000	0	4	4	4.0	0	2	0	0	1	7	7.0
Totals		1	24	3-5	.600	1-1	1.000	0-0	.000	0	4	4	4.0	0	2	0	0	1	7	7.0

Season	GP-GS	Min/Avg	Total		3-Ptr		F-Throws		Rebounds				PF	FO	A	TO	Blk	Stl	Pts	Avg
			FG-FGA	Pct	FG-FGA	Pct	FT-FTA	Pct	Off	Def	Tot	Avg								
2018-19	32-17	743/23.2	75-233	.322	9-47	.191	110-135	.815	21	113	134	4.2	60	1	51	83	2	19	269	8.4
2019-20	1-1	24/24.0	3-5	.600	1-1	1.000	0-0	.000	0	4	4	4.0	0	0	2	0	0	1	7	7.0
Total	33-18	767/23.2	78-238	.328	10-48	.208	110-135	.815	21	117	138	4.2	60	1	53	83	2	20	276	8.4



# 10 RADSHAD DAVIS

ruh-SHAHD  
@davis\_boy242  
@shad242

Sr. G 6-2 205 Nassau, Bahamas Missouri State-West Plains JC Sunrise Christian HS

## RECORD PERFORMANCES

### POINTS

Career 33 vs. Three Rivers (1/20/18)  
Season 8 vs. UT Dallas (11/5/19)  
Sun Belt 17 vs. Louisiana (2/21/19)

### REBOUNDS

Career 13, 2x, Last @ Arkansas Baptist (1/17/18)  
Season 5 vs. UT Dallas (11/5/19)  
Sun Belt 9 @ Georgia State (1/26/19)

### ASSISTS

Career 7 vs. Northwest Mississippi (11/28/17)  
Season 1 vs. UT Dallas (11/5/19)  
Sun Belt 5 vs. Louisiana (2/21/19)

### STEALS

Career 4, 2x, Last @ Neosho County (11/08/16)  
Season  
Sun Belt 2, 5x, Last vs. ULM (2/23/19)

### FIELD GOALS MADE

Career 13 vs. Three Rivers (1/20/18)  
Season 3 vs. UT Dallas (11/5/19)  
Sun Belt 7 vs. Louisiana (2/21/19)

### FIELD GOALS ATTEMPTED

Career 21 vs. Three Rivers (1/20/18)  
Season 3 vs. UT Dallas (11/5/19)  
Sun Belt 10, 2x, Last vs. Louisiana (2/21/19)

### FREE THROWS MADE

Career 12 @ Southwest Tennessee (12/15/17)  
Season  
Sun Belt 7 vs. Little Rock (1/19/19)

### FREE THROWS ATTEMPTED

Career 12, 2x, Last @ Southwest Tennessee (12/15/17)  
Season  
Sun Belt 8 vs. Little Rock (1/19/19)

### 3-POINT FIELD GOALS MADE

Career 4 @ Highland (3/10/18)  
Season 2 vs. UT Dallas (11/5/19)  
Sun Belt 2, 3x, Last @ Texas State (2/2/19)

### 3-POINT FIELD GOALS ATTEMPTED

Career 6 vs. A&M-Corpus Christi (11/16/18)  
Season 2 vs. UT Dallas (11/5/19)  
Sun Belt 5 @ Coastal Carolina (1/12/19)

### MINUTES

Career 37 vs. Indian Hills (1/10/18)  
Season 9 vs. UT Dallas (11/5/19)  
Sun Belt 33 vs. ULM (2/23/19)

## MISCELLANEOUS

	Year	Career
Double-Figure Points		43
20+ Points		10
Double-Doubles		9
5+ Rebounds	1	42
Double-Figure Assists		
Games W/ A Steal		45

## CAREER STATS

Season	GP-GS	Min/Avg	FG-FGA	Pct	3-Ptr		F-Throws		Rebounds				PF	FO	A	TO	Blk	Stl	Pts	Avg
					FG-FGA	Pct	FT-FTA	Pct	Off	Def	Tot	Avg								
2016-17	5-5	0/0.0	23-36	.639	0-0	.000	17-24	.708	11	15	26	5.2	11	1	4	6	0	5	63	12.6
2017-18	31-30	0/0.0	187-325	.575	17-55	.309	123-152	.809	67	137	204	6.6	23	0	107	79	4	40	517	16.7
2018-19	33-10	764/23.2	95-186	.511	20-62	.323	53-68	.779	49	132	181	5.5	80	0	44	56	9	22	263	8.0
2019-20	1-0	8/8.0	3-3	1.000	2-2	1.000	0-0	.000	1	4	5	5.0	1	0	1	2	0	0	8	8.0
Total	70-45	772/11.0	308-550	.560	39-119	.328	193-244	.791	128	288	416	5.9	115	1	156	143	13	67	851	12.2

## 2018-19 RECAP

Averaged 8 points, 5.5 rebounds and 1.3 assists ... finished 2nd on the team in field-goal percentage at .511 (95-186) ... shot .779 (53-68) from the free-throw line ... tied for the team lead in total rebounds (181) and concluded the year 2nd in per-game average ... game-winning 3-pointer with 1.9 seconds remaining at Coastal Carolina (Jan. 12) ... 12 double-figure point games, 19 performances of 5+ rebounds and 16 contests recording at least one steal ... one of just three players to appear in all 33 games and made 10 starts – nine of which came in non-conference action.

## PAINT TOUCHES

**One Of...**  
Seven (Including Him)  
Brothers & Sisters

**Roommate**  
Brian 'Kipp' Warren

**Cruisin'**  
Took A Summer Cruise To  
Cozumel & Cayman Islands

**Hurricane Dorian Had...**  
Little Impact On His Home


**He's Always...**  
Happy, Smiling & Laid Back

**The Outlier**  
Only Guy On The Team Who  
Doesn't Play Video Games

## GAME-BY-GAME STATS

Opponent	Date	GS	MIN	Total		3-Pointers		Free throws		Rebounds				PF	A	T/O	BLK	STL	PTS	AVG
				FG	FGA	PCT	3FG	3FGA	PCT	FT	FTA	PCT	OFF							
Texas-Dallas	11/05/19		9	3-3	1.000	2-2	1.000	0-0	.000	1	4	5	5.0	1	1	2	0	0	8	8.0
Totals		0	9	3-3	1.000	2-2	1.000	0-0	.000	1	4	5	5.0	1	1	2	0	0	8	8.0

# 13 JABARI NARCIS

 NAHR-sis  
 @justfly52  
 @jabari\_narcis

Sr. | F | 6-9 | 240 | Chaguanas, Trinidad | Jacksonville College | Chaguanas North HS

## RECORD PERFORMANCES

### POINTS

Career 20 vs. Blinn (2/3/18)  
 Season 6 vs. UT Dallas (11/5/19)  
 Sun Belt 11 @ South Alabama (2/28/19)

### REBOUNDS

Career 18, 2x, Last vs. Panola (1/11/18)  
 Season 5 vs. UT Dallas (11/5/19)  
 Sun Belt 11 @ Little Rock (2/14/19)

### OFFENSIVE REBOUNDS

Career 5, 3x, Last vs. Blinn (2/3/18)  
 Season 1 vs. UT Dallas (11/5/19)  
 Sun Belt 3, 2x, Last @ Troy (3/2/19)

### DEFENSIVE REBOUNDS

Career 14, 3x, Last @ Paris (1/13/18)  
 Season 4 vs. UT Dallas (11/5/19)  
 Sun Belt 8 @ Little Rock (2/14/19)

### BLOCKS

Career 4, 3x, Last @ South Alabama (2/28/19)  
 Season 1 vs. UT Dallas (11/5/19)  
 Sun Belt 4 @ South Alabama (2/28/19)

### ASSISTS

Career 2, 3x, Last @ Troy (3/2/19)  
 Season  
 Sun Belt 2, 2x, Last @ Troy (3/2/19)

### FIELD GOALS MADE

Career 8 @ Blinn (2/28/18)  
 Season 3 vs. UT Dallas (11/5/19)  
 Sun Belt 4 @ South Alabama (2/28/19)

### FIELD GOALS ATTEMPTED

Career 12, 3x, Last @ Blinn (2/28/18)  
 Season 6 vs. UT Dallas (11/5/19)  
 Sun Belt 6, 3x, Last vs. Louisiana (2/21/19)

### FREE THROWS MADE

Career 6, 2x, Last @ San Jacinto-Central (2/07/18)  
 Season  
 Sun Belt 2, 2x, Last @ Arkansas State (2/16/19)

### FREE THROWS ATTEMPTED

Career 9 @ Navarro (1/8/18)  
 Season 1 vs. UT Dallas (11/5/19)  
 Sun Belt 3, 2x, Last vs. Texas State (3/9/19)

### MINUTES

Career 37 vs. Panola (1/11/18)  
 Season 15 vs. UT Dallas (11/5/19)  
 Sun Belt 25 vs. Louisiana (2/21/19)

## MISCELLANEOUS

	Year	Career
Double-Figure Points		16
20+ Points		1
Double-Doubles		9
Double-Figure Rebounds		18
3+ Offensive Rebounds		24
3+ Blocks		13

## CAREER STATS

Season	GP-GS	Min/Avg	FG-FGA	Pct	3-Ptr		F-Throws		Rebounds				PF	FO	A	TO	Blk	Stl	Pts	Avg
					FG-FGA	Pct	FT-FTA	Pct	Off	Def	Tot	Avg								
2016-17	25-11	0/0.0	67-149	.450	12-53	.226	22-47	.468	50	134	184	7.4	53	0	8	25	35	7	168	6.7
2017-18	29-17	0/0.0	82-147	.558	7-20	.350	50-81	.617	63	179	242	8.3	41	1	15	33	39	8	221	7.6
2018-19	32-8	421/13.2	39-87	.448	11-40	.275	10-18	.556	31	68	99	3.1	47	0	8	20	34	6	99	3.1
2019-20	1-1	15/15.0	3-6	.500	0-3	.000	0-1	.000	1	4	5	5.0	0	0	0	1	1	0	6	6.0
Total	87-37	436/5.0	191-389	.491	30-116	.259	82-147	.558	145	385	530	6.1	141	1	31	79	109	21	494	5.7

## 2018-19 RECAP

Team-leading 34 blocks for a 1.1 per-game average which was tied for the 4th-best in the Sun Belt ... those 34 rejections were tied for the 12th-most in single-season program history ... averaged 1.4 blocks per game in league contests to rank tied for the 3rd-best ... eight-straight games with a block from Feb. 2-28; three or more rejections in four of those contests (no three-block games during the year prior to that stretch) ... averaged 3.1 points and 3.1 rebounds per game ... had three or more blocks in a game five times ... played in 32 games, making eight starts ... started the final six games of the year ... averaged 13.2 minutes per game.



## PAINT TOUCHES

**Ping Pong King**  
 Loves Playing Ping Pong;  
 Him & Elame Unbeatable

**Roommate**  
 Ayoub Nouhi

**Surprising Fact**  
 He's An Extremely Good  
 Swimmer

**Ayoub Is A...**  
 Gym Rat; Always Working

**Thinks He Has...**  
 The Cleanest Apartment  
 On The Team With Ayoub

**Misses The Most...**  
 Food From Back Home

## GAME-BY-GAME STATS

			Total		3-Pointers		Free throws		Rebounds												
Opponent	Date	GS	MIN	FG-FGA	PCT	3FG-3FGA	PCT	FT-FTA	PCT	OFF	DEF	TOT	AVG	PF	A	T/O	BLK	STL	PTS	AVG	
Texas-Dallas	11/05/19	*	15	3-6	.500	0-3	.000	0-1	.000	1	4	5	5.0	0	0	1	1	0	6	6.0	
Totals			1	15	3-6	.500	0-3	.000	0-1	.000	1	4	5	5.0	0	0	1	1	0	6	6.0



# 20 | NICOLAS ELAME

uh-LALM-eh  
@nicolaselame  
@nicolaselame

Fr. | G | 6-3 | 185 | Paris, France | Bella Vista Prep (Ariz.)

## RECORD PERFORMANCES

### POINTS

Career  
Season  
Sun Belt

### REBOUNDS

Career  
Season  
Sun Belt

### ASSISTS

Career 3 vs. UT Dallas (11/5/19)  
Season Same As Career  
Sun Belt

### STEALS

Career 1 vs. UT Dallas (11/5/19)  
Season Same As Career  
Sun Belt

### FIELD GOALS MADE

Career  
Season  
Sun Belt

### FIELD GOALS ATTEMPTED

Career 3 vs. UT Dallas (11/5/19)  
Season Same As Career  
Sun Belt

### FREE THROWS MADE

Career  
Season  
Sun Belt

### FREE THROWS ATTEMPTED

Career  
Season  
Sun Belt

### 3-POINT FIELD GOALS MADE

Career  
Season  
Sun Belt

### 3-POINT FIELD GOALS ATTEMPTED

Career  
Season  
Sun Belt

### MINUTES

Career 12 vs. UT Dallas (11/5/19)  
Season Same As Career  
Sun Belt

## MISCELLANEOUS

Year Career  
Double-Figure Points  
20+ Points  
Double-Doubles  
5+ Rebounds  
Double-Figure Assists  
Games W/ A Steal 1 1

## CAREER STATS

## HIGH SCHOOL

Spent his junior and senior seasons at Bella Vista Prep (Arizona) ... helped Bella Vista Prep crack the USA Today Super 25 (top 25 teams in the nation) for the first time as a senior ... averaged 13 points per game at Christian Life Academy in Houston as a sophomore in 2016-17.

## HOW HE GOT TO UTA

Born on Dec. 21, 1999 in Paris ... moved to Cameroon shortly after his birth until he was 14 years old; moved back to Paris for two years before coming to America when he was 16 ... lived with his cousin in Orlando upon moving to the U.S. and attended Downey Christian School ... moved to Houston to live with his aunt shortly after, and played his AAU ball with the Houston Defenders ... transferred to Bella Vista Prep to focus on basketball and academics.



## PAINT TOUCHES

### Bilingual

Is Fluent In French & English (Also Basic Spanish)

### French-Speaking Trio

He, Ayoub Nouhi & Patrick Mwamba All Speak French

### Plays A Lot Of...

Video Games

### Roommate

Coleman Sparling

### He's An...

Only Child

### National Experience

Has Played For The French National Team

## GAME-BY-GAME STATS

Opponent	Date	GS	MIN	Total FG-FGA	PCT	3-PT 3FG-3FGA	PCT	Free throws FT-FTA	PCT	Rebounds OFF DEF TOT AVG	PF	A	T/O	BLK	STL	PTS	AVG
Texas-Dallas	11/05/19	12		0-3	.000	0-0	.000	0-0	.000	0 0 0 0.0	0	3	1	1	1	0	0.0
Totals		0	12	0-3	.000	0-0	.000	0-0	.000	0 0 0 0.0	0	3	1	1	1	0	0.0

Season	GP-GS	Min/Avg	Total FG-FGA	Pct	3-Ptr FG-FGA	Pct	F-Throws FT-FTA	Pct	Rebounds Off Def Tot Avg	PF	FO	A	TO	Blk	Stl	Pts	Avg
2019-20	1-0	12/12.0	0-3	.000	0-0	.000	0-0	.000	0 0 0 0.0	0	0	3	1	1	1	0	0.0
Total	1-0	12/12.0	0-3	.000	0-0	.000	0-0	.000	0 0 0 0.0	0	0	3	1	1	1	0	0.0

# 22 | TIANDRE JACKSON-YOUNG

TEE-andre

@themisfitdre

Sr. | F | 6-4 | 200 | Marshall, TX | Tyler JC | Marshall HS

## RECORD PERFORMANCES

### POINTS

Career 28 @ San Jacinto-Central (1/10/18)  
 Season 19 vs. UT Dallas (11/5/19)  
 Sun Belt 16 @ Coastal Carolina (1/12/19)

### REBOUNDS

Career 11 vs. UC Davis (11/18/18)  
 Season 4 vs. UT Dallas (11/5/19)  
 Sun Belt 7 @ Georgia State (1/26/19)

### ASSISTS

Career 4 vs. Houston CC (12/31/17)  
 Season 2 vs. UT Dallas (11/5/19)  
 Sun Belt 3, 2x, Last vs. Little Rock (1/19/19)

### STEALS

Career 3 vs. Lamar State-Port Arthur (3/8/18)  
 Season 1 vs. UT Dallas (11/5/19)  
 Sun Belt 1, 8x, Last vs. ULM (2/23/19)

### FIELD GOALS MADE

Career 11 @ San Jacinto-Central (1/10/18)  
 Season 7 vs. UT Dallas (11/5/19)  
 Sun Belt 5, 2x, Last @ Coastal Carolina (1/12/19)

### FIELD GOALS ATTEMPTED

Career 18 @ San Jacinto-Central (1/10/18)  
 Season 10 vs. UT Dallas (11/5/19)  
 Sun Belt 8, 2x, Last @ Arkansas State (2/16/19)

### FREE THROWS MADE

Career 7 @ Lee (1/5/18)  
 Season  
 Sun Belt 2, 5x, Last @ Troy (3/2/19)

### FREE THROWS ATTEMPTED

Career 7 @ Lee (1/5/18)  
 Season  
 Sun Belt 3 vs. Georgia Southern (1/5/19)

### 3-POINT FIELD GOALS MADE

Career 8 @ Paris (2/18/17)  
 Season 5 vs. UT Dallas (11/5/19)  
 Sun Belt 5 @ Coastal Carolina (1/12/19)

### 3-POINT FIELD GOALS ATTEMPTED

Career 12 @ Paris (2/18/17)  
 Season 8 vs. UT Dallas (11/5/19)  
 Sun Belt 6, 2x, Last @ Arkansas State (2/16/19)

### MINUTES

Career 39 vs. San Jacinto-Central (3/9/18)  
 Season 15 vs. UT Dallas (11/5/19)  
 Sun Belt 34 vs. Arkansas State (1/17/19)

## MISCELLANEOUS

	Year	Career
Double-Figure Points	1	44
20+ Points		4
Double-Doubles		
5+ Rebounds		20
Double-Figure Assists		
Games W/ A Steal	1	36

## CAREER STATS

				3-Ptr		F-Throws		Rebounds													
Season	GP-GS	Min/Avg	FG-FGA	Pct	FG-FGA	Pct	FT-FTA	Pct	Off	Def	Tot	Avg	PF	FO	A	TO	Blk	Stl	Pts	Avg	
2016-17	29-0	0/0.0	98-216	.454	61-127	.480	22-32	.688	10	35	45	1.6	31	0	15	34	3	14	279	9.6	
2017-18	33-4	0/0.0	135-301	.449	48-141	.340	59-77	.766	16	99	115	3.5	39	0	24	34	6	13	377	11.4	
2018-19	33-19	760/23.0	81-191	.424	45-113	.398	15-21	.714	34	77	111	3.4	54	0	22	16	5	14	222	6.7	
2019-20	1-0	16/16.0	7-10	.700	5-8	.625	0-0	.000	2	2	4	4.0	2	0	2	0	3	1	19	19.0	
Total	96-23	776/8.1	321-718	.447	159-389	.409	96-130	.738	62	213	275	2.9	126	0	63	84	17	42	897	9.3	

## 2018-19 RECAP

Averaged 6.7 points and 3.4 rebounds ... led UTA in 3-point percentage at .398 (45-113) ... season-best 18 points at Cal Poly ... all 14 points on 4-5 from 3-point range came in the 2nd half at Appalachian State (Jan. 10) to lead the Mavs to a comeback win ... followed it up with a season-high 5-6 from 3 at Coastal Carolina (Jan. 12) ... that .833 clip from 3-point range was tied for the 2nd-best by any Sun Belt player during the year ... reached double-figure points nine times ... had five or more rebounds on 12 occasions ... had at least one steal in 13 contests ... one of only four players to appear in all 33 games.



## PAINT TOUCHES

### Dual Athlete

Also Competes As A Long Jumper On The UTA Track & Field Team (9th Place -- 7.18m Last Year At Sun Belt Championship)

### One Of...

Five Siblings (Including Him); Has A Twin Sister, Tiara

### McKade Loves...

Interior Design; Lots Of Soft Rugs/Blankets In Apt.

### Roommate

McKade Marquis

### He's Learning To...

Play The Electric Guitar

## GAME-BY-GAME STATS

		Total			3-Pointers		Free throws		Rebounds											
Opponent	Date	GS	MIN	FG-FGA	PCT	3FG-3FGA	PCT	FT-FTA	PCT	OFF	DEF	TOT	AVG	PF	A	T/O	BLK	STL	PTS	AVG
Texas-Dallas	11/05/19	15	7-10	.700		5-8	.625	0-0	.000	2	2	4	4.0	2	2	0	3	1	19	19.0
Totals		0	15	7-10	.700	5-8	.625	0-0	.000	2	2	4	4.0	2	2	0	3	1	19	19.0



# 23 | PATRICK MWAMBA

mm-WAMBA  
@patrick23mwamba  
@patrick\_kzmwamba

So. F 6-6 196 Bukavu, Congo NBA Academy Africa Keur Madior International HS

## RECORD PERFORMANCES

### POINTS

Career 13 vs. UT Tyler (11/6/18)  
Season 7 vs. UT Dallas (11/5/19)  
Sun Belt 5, 2x, Last vs. Texas State (3/9/19)

### REBOUNDS

Career 9 @ Missouri (12/4/18)  
Season 5 vs. UT Dallas (11/5/19)  
Sun Belt 5 vs. Coastal Carolina (2/7/19)

### ASSISTS

Career 3 @ Tulsa (11/27/18)  
Season 1 vs. UT Dallas (11/5/19)  
Sun Belt 2, 2x, Last vs. ULM (2/23/19)

### STEALS

Career 4 vs. UT Tyler (11/6/18)  
Season 1 vs. UT Dallas (11/5/19)  
Sun Belt 2 @ Troy (3/2/19)

### FIELD GOALS MADE

Career 5 vs. UT Tyler (11/6/18)  
Season 3 vs. UT Dallas (11/5/19)  
Sun Belt 2 vs. Texas State (3/9/19)

### FIELD GOALS ATTEMPTED

Career 9 @ #8 Gonzaga (12/18/18)  
Season 4 vs. UT Dallas (11/5/19)  
Sun Belt 3, 2x, Last vs. Louisiana (2/21/19)

### FREE THROWS MADE

Career 4 vs. UTRGV (12/1/18)  
Season  
Sun Belt 2 vs. Louisiana (2/21/19)

### FREE THROWS ATTEMPTED

Career 5 vs. UT Tyler (11/6/18)  
Season 2 vs. UT Dallas (11/5/19)  
Sun Belt 2, 3x, Last vs. Louisiana (2/21/19)

### 3-POINT FIELD GOALS MADE

Career 2, 2x, Last vs. Georgia Southern (3/16/19)  
Season 1 vs. UT Dallas (11/5/19)  
Sun Belt 1, 2x, Last vs. Texas State (3/9/19)

### 3-POINT FIELD GOALS ATTEMPTED

Career 4, 2x, Last vs. Georgia Southern (3/16/19)  
Season 2 vs. UT Dallas (11/5/19)  
Sun Belt 3 vs. Louisiana (2/21/19)

### MINUTES

Career 26, 2x, Last @ Cal Poly (12/21/18)  
Season 21 vs. UT Dallas (11/5/19)  
Sun Belt 17 vs. Louisiana (2/21/19)

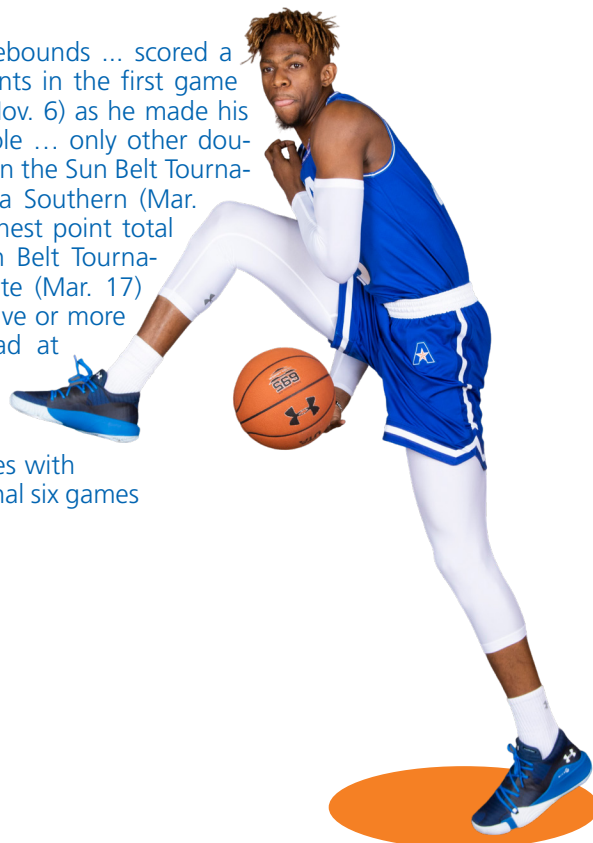
## MISCELLANEOUS

	Year	Career
Double-Figure Points		2
20+ Points		
Double-Doubles		
5+ Rebounds	1	6
Double-Figure Assists		
Games W/ A Steal	1	15

## CAREER STATS

## 2018-19 RECAP

Averaged 3.3 points and 2.5 rebounds ... scored a career- and season-high 13 points in the first game of the year opposite UT Tyler (Nov. 6) as he made his collegiate debut in a starting role ... only other double-figure point game occurred in the Sun Belt Tournament semifinals against Georgia Southern (Mar. 16) with 10 points ... third-highest point total of the season came in the Sun Belt Tournament Final against Georgia State (Mar. 17) with seven points ... recorded five or more rebounds in five games ... had at least one steal in 14 games and had multiple thefts on seven occasions ... missed six games due to injuries ... played in 27 games with 12 starts – started each of the final six games of the year.



## PAINT TOUCHES

### One Of...

12 Siblings (Including Him)

### Roommate

David Azore

### French Connection

Nice For Him To Have Two Others (Elame, Nouhi)  
Who Speak French; Reminds Him Of Home And Where He Came From

### Has Ran A Mile In...

4 Minutes, 53 Seconds;  
Best Time At UTA: 5:12

### Food Takes

Now Enjoys Mexican Food;  
Has A Shellfish Allergy

## GAME-BY-GAME STATS

Opponent	Date	GS	MIN	Total		3-Pointers		Free throws		Rebounds				PF	A	T/O	BLK	STL	PTS	AVG
				FG-FGA	PCT	3FG-3FGA	PCT	FT-FTA	PCT	OFF	DEF	TOT	AVG							
Texas-Dallas	11/05/19		21	3-4	.750	1-2	.500	0-2	.000	0	5	5	5.0	1	1	0	1	1	7	7.0
Totals		0	21	3-4	.750	1-2	.500	0-2	.000	0	5	5	5.0	1	1	0	1	1	7	7.0

Season	GP-GS	Min/Avg	Total		3-Ptr		F-Throws		Rebounds				PF	FO	A	TO	Blk	Stl	Pts	Avg
			FG-FGA	Pct	FG-FGA	Pct	FT-FTA	Pct	Off	Def	Tot	Avg								
2018-19	27-12	386/14.3	33-82	.402	7-30	.233	16-30	.533	22	46	68	2.5	49	0	18	31	5	26	89	3.3
2019-20	1-0	21/21.0	3-4	.750	1-2	.500	0-2	.000	0	5	5	5.0	1	0	1	0	1	1	7	7.0
Total	28-12	407/14.5	36-86	.419	8-32	.250	16-32	.500	22	51	73	2.6	50	0	19	31	6	27	96	3.4

# 43 COLEMAN SPARLING

@ColemanSparling  
@colemansparling

R-Jr. F 6-7 215 Ellensburg, WA College of Southern Idaho Central Washington

## RECORD PERFORMANCES

### POINTS

Career 19, 2x, Last @ Colorado Northwestern (1/31/19)  
Season  
Sun Belt

### REBOUNDS

Career 10 vs. Indian Hills (12/29/18)  
Season 5 vs. UT Dallas (11/5/19)  
Sun Belt

### ASSISTS

Career 6 vs. Western Nebraska (11/2/18)  
Season  
Sun Belt

### STEALS

Career 3, 3x, Last vs. Central Wyoming (12/15/18)  
Season  
Sun Belt

### FIELD GOALS MADE

Career 7, 2x, Last @ Colorado Northwestern (1/31/19)  
Season  
Sun Belt

### FIELD GOALS ATTEMPTED

Career 13 vs. Snow (3/2/19)  
Season  
Sun Belt

### FREE THROWS MADE

Career 6, 2x, Last vs. Saint Martin's (11/30/17)  
Season  
Sun Belt

### FREE THROWS ATTEMPTED

Career 8, 2x, Last @ Western Nebraska (11/9/18)  
Season  
Sun Belt

### 3-POINT FIELD GOALS MADE

Career 5 vs. Portland CC (12/8/18)  
Season  
Sun Belt

### 3-POINT FIELD GOALS ATTEMPTED

Career 8 vs. Salt Lake (3/1/19)  
Season  
Sun Belt

### MINUTES

Career 35 @ Western Nebraska (11/9/18)  
Season 12 vs. UT Dallas (11/5/19)  
Sun Belt

## MISCELLANEOUS

	Year	Career
Double-Figure Points		14
20+ Points		
Double-Doubles		
5+ Rebounds	1	17
Double-Figure Assists		
Games W/ A Steal		16

## CAREER STATS

CAREER STATS

Season	GP-GS	Min/Avg	FG-FGA	Pct	3-Ptr		F-Throws		Rebounds										Pts	Avg
					FG-FGA	Pct	FT-FTA	Pct	Off	Def	Tot	Avg	PF	FO	A	TO	Blk	Stl		
2017-18	18-18	350/19.4	32-89	.360	14-42	.333	30-39	.769	15	55	70	3.9	31	1	18	25	1	5	108	6.0
2018-19	28-24	582/20.8	85-207	.411	36-109	.330	26-42	.619	30	79	109	3.9	52	0	58	26	8	17	232	8.3
2019-20	1-0	12/12.0	0-0	.000	0-0	.000	0-0	.000	2	3	5	5.0	2	0	0	1	0	0	0	0.0
Total	47-42	944/20.1	117-296	.395	50-151	.331	56-81	.691	47	137	184	3.9	85	1	76	52	9	22	340	7.2

## PRIOR TO UTA

Utilized a redshirt season as a freshman at Division-II Central Washington in 2016-17 ... averaged 6 points and 3.9 rebounds at Central Washington in 2017-18 ... averaged 8.3 points, 3.9 rebounds and 2.1 assists at JUCO Southern Idaho in 2018-19 ... played for his father, Greg, who coached him at Central Washington.

## HIGH SCHOOL

Averaged 20 points, 17 rebounds and 5 assists per game as a senior at Ellensburg High School in Washington, earning First Team All-CWAC and All-State honors ... helped his team reach the quarterfinals of the WIAA State Tournament ... named to the WIAA All-Tournament Team ... earned Second Team All-CWAC honors as both a sophomore and junior ... career-high 30 rebounds in a game as a senior (DNP in the 4th quarter).



## PAINT TOUCHES

**Born On...**  
July 4, 1997

**Roommate**  
Nicolas Elame (Who Is Always Doing Dishes)

**No Need To Yell Fore**  
State Tournament Golfer In High School; Best Round Is A 70, Longest Drive Is 342 Yards ... Has Never Had A Lesson

**Outdoorsy**  
Rides Horses ... Favorite Singer Is Country Performer Luke Combs ... Brother, Jacob, Is A Professional Cowboy (Roper)

## GAME-BY-GAME STATS

Opponent	Date	GS	MIN	Total		3-Pointers		Free throws		Rebounds				PF				PTS	AVG
				FG-FGA	PCT	3FG-3FGA	PCT	FT-FTA	PCT	OFF	DEF	TOT	AVG	A	T/O	BLK	STL		
Texas-Dallas	11/05/19	12	0-0	.000	0-0	.000	0-0	.000	2	3	5	5.0	2	0	1	0	0	0	0.0
Totals		0	12	0-0	.000	0-0	.000	0-0	.000	2	3	5	5.0	2	0	1	0	0	0.0



# SEASON BOX SCORES & RECAPS

UT DALLAS

WIN, 84-50

UT Dallas - 59														
Record: 8-9														
NO.	Name	Min	FG	3P	FT	Rebounds	Fouls	TP	AS	ST	Blocks	pts	reb	bl
34	Kelden Prutt	22:04	2-4	1-1	0-0	2 3 5	1 0	5	0	2	0	0	21	0
44	Michael Forster	18:39	2-9	0-2	1-2	2 2 4	2 1	5	0	2	1	0	23	0
41	Hans Burwitz	17:42	2-6	0-0	0-1	2 3 5	0 1	4	1	0	0	0	16	0
11	Curtis Allen	21:33	2-8	1-6	0-0	1 5 6	0 0	5	0	1	0	0	20	0
13	Jalen Weber	23:59	1-9	0-2	0-0	1 1 2	1 2	2	0	4	0	0	1	26
11	Kavin Ezekiel	15:28	4-6	2-3	0-0	0 0 0	0 2	10	0	1	0	1	17	0
21	Xavier Ferret	12:29	1-2	0-0	2-2	0 0 0	0 2	4	1	0	0	0	0	16
23	Simone Soname	13:30	2-3	0-0	0-2	2 1 3	1 1	4	1	0	0	0	1	18
33	Kolton Prutt	15:53	1-3	1-3	1-2	0 0 0	2 1	4	1	0	0	0	0	12
5	Hunter Stevens	13:33	3-5	1-2	0-0	0 2 2	1 1	5	1	0	0	0	0	11
3	Will Isaac	09:50	1-2	0-0	0-0	3 2 5	1 0	2	2	0	0	0	0	9
20	James Curtis	08:31	0-1	0-0	0-0	0 1 1	0 0	1	0	2	0	0	0	10
24	Jeremiah Gibson	05:34	0-3	0-2	0-0	0 0 0	1 1	0	0	0	0	0	0	11
3	Cole Williams	03:23	0-2	0-1	0-0	0 0 0	0 0	0	0	1	0	0	0	12
Team			1 5 6			0 0 0			0 0 0			0 0 0		
Totals			20-65	6-22	4-9	14 25 39	11 13	50	8	13	4	0	6	34

Technical Fouls: NONE

Shooting By Period

1st FG% 53.1% 41.9%

2nd FG% 51.7% 28.4%

3rd FG% 61.0% 60%

4th FG% 19.32% 59.3%

5th FG% 10.20% 50.0%

FT% 14 25%

GM FG% 31.63 49.2%

3PT% 15.37 40.5%

FT% 21.4 50.0%

Dead Ball Rebounds: 3

UT Arlington - 84														
Record: 1-8														
NO.	Name	Min	FG	3P	FT	Rebounds	Fouls	TP	AS	ST	Blocks	pts	reb	bl
2	Jordan Phillips	21:11	5-8	1-3	6-9	3 2 5	1 4	17	0	1	1	0	0	15
3	Ayoub Nouri	19:38	1-6	0-2	0-0	1 2 3	2 0	2	3	1	0	0	0	11
13	Jalen Narcis	15:03	5-8	0-3	0-1	1 4 5	0 1	6	0	1	0	1	0	13
9	Brian Warren	21:57	1-5	0-3	1-2	1 4 5	1 2	3	7	2	1	0	0	19
4	David Azore	23:52	3-5	1-1	0-0	0 4 4	0 1	7	2	0	1	0	0	19
10	Radshad Davis	08:45	3-3	2-2	0-0	1 4 5	1 0	8	1	2	0	0	0	9
22	Tyandre Jackson-Young	15:27	7-10	5-8	0-0	2 4 2	0 0	19	2	0	1	3	0	22
23	Patrick Mwamba	21:28	3-4	1-2	0-0	0 5 5	1 3	7	1	0	1	0	0	22
1	Sam Griffin	14:24	4-7	4-7	0-0	0 1 1	1 0	12	3	0	1	0	0	13
20	Nicolas Elame	12:15	0-3	0-0	0-0	0 0 0	0 0	3	1	1	1	0	0	8
43	Coleman Sparling	11:48	0-0	0-0	2 3 5	2 0 0	0 0	0	1	0	0	0	0	11
33	McKade Marquis	07:38	1-4	1-4	0-0	0 0 0	1 0	3	2	1	0	0	0	3
14	Davis Swelman	05:43	0-2	0-2	0-0	0 0 0	1 0	0	1	0	0	0	0	11
Team			0 3 3			0 0 0			0 0 0			0 0 0		
Totals			31-63	15-37	7-14	11 34 45	13 11	84	25	10	7	6	0	34

Technical Fouls: NONE

UTD		UTA	
Biggest lead	9 (1st 20:00)	36 (2nd 0:22)	
Best Scoring Run	12 (1st 11:36)	3 (1st 15:46)	
Lead Changes	0	Second Chance	18 18
Times Tied	0	Fast Breaks	5 27
Time with Lead	00:00	39:51	Bench 29 48

LAST YEAR'S MEETING:  
Nov. 27, 2018  
Tulsa, OK

UT Arlington 58 • 3-4

		Total	3-Ptr	Rebounds											
##	Player	FG-FGA	FG-FGA	FT-FTA	Off	Def	Tot	PF	TP	A	TO	Blk	Stl	Min	
13	Narcis, Jabari	f	2-2	0-0	0	1	2	3	0	4	0	0	0	17	
23	Mwamba, Patrick	f	1-6	0-1	1-2	1	3	4	1	3	4	0	3	24	
09	Warren, Brian	f	5-13	2-7	3-4	0	3	3	2	15	7	1	0	31	
04	Azore, David	f	2-4	0-2	0-0	0	1	1	1	4	1	3	0	14	
05	Dennis, Edric	g	4-9	1-5	1-2	1	2	3	0	10	1	2	0	24	
02	Bryant, DJ	g	0-2	0-2	2-2	1	3	4	2	2	3	0	0	16	
03	Nouri, Ayoub	g	0-1	0-1	0-2	0	0	0	1	0	0	0	1	10	
10	Davis, Radshad	f	5-11	0-2	0-0	2	1	3	1	10	0	1	0	22	
20	Ibarguen, Andres	f	2-6	0-0	2-3	2	3	5	2	6	0	1	2	1	22
21	Castro, Pedro	g	0-1	0-0	0-0	2	2	4	0	0	0	0	0	3	
22	Jackson-Young, TiAndr	f	2-4	0-0	0-0	1	4	5	0	4	0	1	0	15	
Team			6 1 7			2 2		2		2		2			
Totals			23-59	3-20	9-15	17	25	42	10	58	15	16	3	6	200

FG % 1st Half: 13-32 40.6% 2nd half: 10-27 37.0% Game: 23-59 39.0% Deadball Rebounds 4  
3FG % 1st Half: 3-11 27.3% 2nd half: 0-9 0.0% Game: 3-20 15.0%  
FT % 1st Half: 2-4 50.0% 2nd half: 7-11 63.6% Game: 9-15 60.0%

Tulsa 72 • 5-2

		Total	3-Ptr	Rebounds			PF	TP	A	TO	Blk	Stl	Min
##	Player	FG-FGA	FT-FTA	Off	Def	Tot							
01	IGBANU, Martins	5-8	0-0	0	1	1	3	4	1	10	1	0	1
02	JEFFRIES, DaQuan	10-11	4-5	0	1	1	3	4	1	24	1	1	2
00	BARNES, Chris	2-7	0-0	0	0	1	1	1	4	0	4	0	0
04	TAPLIN, Sterling	2-7	0-2	0	0	0	3	3	4	4	3	0	0
05	KORITA, Lawson	4-9	2-5	4	0	4	1	1	1	10	2	0	0
10	JOINER, Elijah	3-5	3-4	2-2	0	1	1	3	11	4	0	0	4
03	SCOTT, Curran	1-4	0-0	0	0	0	1	1	1	2	2	1	0
23	MOORE, Zeke	0-3	0-0	0	0	0	0	0	0	0	0	0	0
41	HORNE, Jeriah	2-4	1-2	0	0	1	5	6	1	5	1	1	2
44	FALOKUN, Simon	0-1	0-0	2-2	1	1	2	0	2	0	0	1	0
Totals		29-59	10-18	4-7	7	21	28	13	72	15	10	4	10

FG % 1st Half: 13-33 39.4% 2nd half: 16-26 61.5% Game: 29-59 49.2% Deadball Rebounds 1  
3FG % 1st Half: 5-9 55.6% 2nd half: 5-9 55.6% Game: 10-18 55.6%  
FT % 1st Half: 0-0 0.0% 2nd half: 4-7 57.1% Game: 4-7 57.1%

Officials: Don Daily, Patrick Evans, Clarence Armstrong  
Technical fouls: UT Arlington-None, Tulsa-JOINER, Elijah 2.  
Attendance: 3107

Score by periods		1st	2nd	Total
UT Arlington		31	27	58
Tulsa		31	41	72

Points		In	Off	2nd	Fast	Bench
Tulsa		36	8	9	8	22
UTL		26	15	6	6	20

NEVADA



## 2018-19 OVERALL SEASON STATISTICS

RECORD:	OVERALL	HOME	AWAY	NEUTRAL
All Games	17-16	9-5	7-10	1-1
Conference	12-6	6-3	6-3	0-0
Non-conference	5-10	3-2	1-7	1-1

## Player	gp-gs	min	avg	Total		3-Point		F-Throw		Rebounds				pf	dq	a	to	blk	stl	pts	avg
				fg-fga	fg%	3fg-fga	3fg%	ft-fga	ft%	off	def	tot	avg								
00 WARREN, Brian	33-32	983	29.8	176-443	.397	52-171	.304	103-128	.805	15	71	86	2.6	98	1	119	71	3	39	507	15.4
05 DENNIS, Edric	30-19	853	28.4	131-375	.349	63-206	.306	104-137	.759	33	103	136	4.5	72	1	68	76	4	24	429	14.3
04 AZORE, David	32-17	743	23.2	75-233	.322	9-47	.191	110-135	.815	21	113	134	4.2	60	1	51	83	2	19	269	8.4
10 DAVIS, Radshad	33-10	764	23.2	95-186	.511	20-62	.323	53-68	.779	49	132	181	5.5	80	0	44	56	9	22	263	8.0
22 JACKSON-YOUNG, TiAndre	33-19	760	23.0	81-191	.424	45-113	.398	15-21	.714	34	77	111	3.4	54	0	22	16	5	14	222	6.7
20 IBARGUEN, Andres	27-20	637	23.6	69-112	.616	0-1	.000	39-67	.582	82	99	181	6.7	65	0	17	42	19	14	177	6.6
23 MWAMBA, Patrick	27-12	386	14.3	33-82	.402	7-30	.233	16-30	.533	22	46	68	2.5	49	0	18	31	5	26	89	3.3
13 NARCIS, Jabari	32-8	421	13.2	39-87	.448	11-40	.275	10-18	.556	31	68	99	3.1	47	0	8	20	34	6	99	3.1
21 CASTRO, Pedro	33-3	440	13.3	34-79	.430	11-42	.262	7-12	.583	9	60	69	2.1	28	0	29	15	12	7	86	2.6
03 NOUHI, Ayoub	31-18	369	11.9	32-68	.471	9-26	.346	5-15	.333	13	24	37	1.2	34	0	10	18	2	11	78	2.5
02 BRYANT, DJ	26-7	352	13.5	15-45	.333	6-29	.207	26-28	.929	4	22	26	1.0	41	1	35	20	1	29	62	2.4
15 MUIRHEAD, Scott	4-0	6	1.5	1-5	.200	1-5	.200	0-0	.000	0	0	0	0.0	0	0	0	0	1	0	3	0.8
11 DURHAM, Ike	1-0	3	3.0	0-0	.000	0-0	.000	0-0	.000	0	0	0	0.0	2	0	0	1	0	0	0	0.0
30 BINZER, Patrick	4-0	3	0.8	0-2	.000	0-1	.000	0-0	.000	2	1	3	0.8	0	0	0	0	0	0	0	0.0
TM TEAM										59	47	106		1		18					
UT Arlington	33	6720		781-1908	.409	234-773	.303	488-659	.741	374	863	1237	37.5	631	2	421	467	97	211	2284	69.2
Opponents	33	6717		798-1888	.423	216-725	.298	491-707	.694	334	824	1158	35.1	609	2	416	428	129	205	2303	69.8

Team Statistics	UTA	OPP
SCORING	2284	2303
Points per game	69.2	69.8
Scoring margin	-0.6	-
FIELD GOALS-ATT	781-1908	798-1888
Field goal pct	.409	.423
3 POINT FG-ATT	234-773	216-725
3-point FG pct	.303	.298
3-pt FG made per game	7.1	6.5
FREE THROW-ATT	488-659	491-707
Free throw pct	.741	.694
F-Throws made per game	14.8	14.9
REBOUNDS	1237	1158
Rebounds per game	37.5	35.1
Rebounding margin	+2.4	-
ASSISTS	421	416
Assists per game	12.8	12.6
TURNOVERS	467	428
Turnovers per game	14.2	13.0
Turnover margin	-1.2	-
Assist/turnover ratio	0.9	1.0
STEALS	211	205
Steals per game	6.4	6.2
BLOCKS	97	129
Blocks per game	2.9	3.9
Attendance	26333	84834
Home game-Avg/Game	14-1881	17-4825
Neutral site-Avg/game		2-1409

Date	Opponent	Score	Att.
11/06/18	TEXAS-TYLER	W 90-66	1710
11/10/18	NORTHERN IOWA	W 74-65	3789
11/16/18	TEXAS A&M-CORPUS CHRISTI	L 67-73	1569
11/18/18	UC DAVIS	W 68-59	1233
11/20/18	at Indiana	L 64-78	11957
11/23/18	at Arkansas	L 60-78	17403
11/27/18	at Tulsa	L 58-72	3107
12/01/18	UT RIO GRANDE VALLEY	L 65-76	1330
12/04/18	at Missouri	L 45-65	9428
12/08/18	at North Texas	L 61-63	4275
12/18/18	at GONZAGA	L 55-89	6000
12/21/18	at Cal Poly	Wot 75-70	1515
12/28/18	at Texas	L 56-76	9188
* 01/03/19	GEORGIA STATE	L 58-63	1425
* 01/05/19	GEORGIA SOUTHERN	L 64-77	1530
* 01/10/19	at Appalachian State	W 82-72	827
* 01/12/19	at Coastal Carolina	W 61-58	989
* 01/17/19	ARKANSAS STATE	W 68-59	2013
* 01/19/19	LITTLE ROCK	W 82-73	1466
* 01/24/19	at Georgia Southern	W 72-67	2357
* 01/26/19	at Georgia State	L 71-77	1669
* 02/02/19	at Texas State	Wo2 84-77	6581
* 02/07/19	COASTAL CAROLINA	W 74-54	1919
* 02/09/19	APPALACHIAN STATE	W 78-68	2066
* 02/14/19	at Little Rock	L 52-56	1188
* 02/16/19	at Arkansas State	L 79-83	1608
* 02/21/19	LOUISIANA	L 64-76	1764
* 02/23/19	LOUISIANA MONROE	Wo2 91-86	1817
* 02/28/19	at South Alabama	W 75-57	1813
* 03/02/19	at Troy	W 79-66	2112
* 03/09/19	TEXAS STATE	W 81-73	2702
03/16/19	vs Georgia Southern	W 67-58	1344
03/17/19	vs Georgia State	L 64-73	1473

\* Conference game

Score by periods	1st	2nd	OT	OT2	Total
Opponents	1065	1195	26	17	2303
UT Arlington	1067	1157	31	29	2284



# 2018-19 SUN BELT STATISTICS

RECORD:	OVERALL	HOME	AWAY	NEUTRAL
All Games	12-6	6-3	6-3	0-0
Conference	12-6	6-3	6-3	0-0
Non-conference	0-0	0-0	0-0	0-0

## Player	gp-gs	min	avg	Total		3-Point		F-Throw		Rebounds				pf	dq	a	to	blk	stl	pts	avg
				fg-fga	fg%	3fg-fga	3fg%	ft-fa	ft%	off	def	tot	avg								
00 WARREN, Brian	18-17	543	30.2	107-241	.444	32-84	.381	45-55	.818	10	38	48	2.7	52	0	71	40	3	26	291	16.2
05 DENNIS, Edric	18-13	533	29.6	83-236	.352	37-122	.303	68-86	.791	20	57	77	4.3	47	0	49	47	4	14	271	15.1
04 AZORE, David	17-7	406	23.9	43-126	.341	7-23	.304	66-83	.795	11	82	93	5.5	21	0	29	38	0	7	159	9.4
10 DAVIS, Radshad	18-1	401	22.3	58-98	.592	10-28	.357	36-46	.783	27	68	95	5.3	42	0	27	24	2	13	162	9.0
22 JACKSON-YOUNG, TiAndre	18-13	415	23.1	47-103	.456	31-69	.449	11-12	.917	15	43	58	3.2	31	0	17	6	1	8	136	7.6
20 IBARGUEN, Andres	18-14	421	23.4	40-66	.606	0-1	.000	23-40	.575	52	64	116	6.4	47	0	14	29	8	11	103	5.7
03 NOUHI, Ayoub	17-14	240	14.1	23-49	.469	9-20	.450	3-7	.429	7	18	25	1.5	19	0	9	10	2	10	58	3.4
13 NARCIS, Jabari	17-4	250	14.7	20-53	.377	9-28	.321	6-12	.500	16	40	56	3.3	26	0	7	11	23	1	55	3.2
21 CASTRO, Pedro	18-1	264	14.7	21-44	.477	6-19	.316	4-7	.571	6	36	42	2.3	15	0	22	8	7	3	52	2.9
23 MWAMBA, Patrick	14-4	148	10.6	8-21	.381	2-10	.200	4-6	.667	12	13	25	1.8	23	0	8	9	3	5	22	1.6
02 BRYANT, DJ	11-2	73	6.6	1-6	.167	0-5	.000	4-5	.800	0	3	3	0.3	8	0	9	5	0	4	6	0.5
30 BINZER, Patrick	3-0	3	1.0	0-2	.000	0-1	.000	0-0	.000	2	1	3	1.0	0	0	0	0	0	0	0	0.0
15 MUIRHEAD, Scott	3-0	3	1.0	0-3	.000	0-3	.000	0-0	.000	0	0	0	0.0	0	0	0	0	1	0	0	0.0
TM TEAM										27	23	50					6				
UT Arlington	18	3700		451-1048	.430	143-413	.346	270-359	.752	205	486	691	38.4	331	0	262	233	54	102	1315	73.1
Opponents	18	3700		423-1034	.409	129-406	.318	267-383	.697	186	436	622	34.6	324	1	229	218	71	107	1242	69.0

Team Statistics	UTA	OPP
SCORING	1315	1242
Points per game	73.1	69.0
Scoring margin	+4.1	-
FIELD GOALS-ATT	451-1048	423-1034
Field goal pct	.430	.409
3 POINT FG-ATT	143-413	129-406
3-point FG pct	.346	.318
3-pt FG made per game	7.9	7.2
FREE THROW-ATT	270-359	267-383
Free throw pct	.752	.697
F-Throws made per game	15.0	14.8
REBOUNDS	691	622
Rebounds per game	38.4	34.6
Rebounding margin	+3.8	-
ASSISTS	262	229
Assists per game	14.6	12.7
TURNOVERS	233	218
Turnovers per game	12.9	12.1
Turnover margin	-0.8	-
Assist/turnover ratio	1.1	1.1
STEALS	102	107
Steals per game	5.7	5.9
BLOCKS	54	71
Blocks per game	3.0	3.9
Attendance	16702	19144
Home game-Avg/Game	9-1856	9-2127
Neutral site-Avg/game		0-0

Date	Opponent	Score	Att.
* 01/03/19	GEORGIA STATE	L 58-63	1425
* 01/05/19	GEORGIA SOUTHERN	L 64-77	1530
* 01/10/19	at Appalachian State	W 82-72	827
* 01/12/19	at Coastal Carolina	W 61-58	989
* 01/17/19	ARKANSAS STATE	W 68-59	2013
* 01/19/19	LITTLE ROCK	W 82-73	1466
* 01/24/19	at Georgia Southern	W 72-67	2357
* 01/26/19	at Georgia State	L 71-77	1669
* 02/02/19	at Texas State	Wo2 84-77	6581
* 02/07/19	COASTAL CAROLINA	W 74-54	1919
* 02/09/19	APPALACHIAN STATE	W 78-68	2066
* 02/14/19	at Little Rock	L 52-56	1188
* 02/16/19	at Arkansas State	L 79-83	1608
* 02/21/19	LOUISIANA	L 64-76	1764
* 02/23/19	LOUISIANA MONROE	Wo2 91-86	1817
* 02/28/19	at South Alabama	W 75-57	1813
* 03/02/19	at Troy	W 79-66	2112
* 03/09/19	TEXAS STATE	W 81-73	2702

\* Conference game

Score by periods	1st	2nd	OT	OT2	Total
Opponents	568	640	17	17	1242
UT Arlington	592	677	17	29	1315

UTA GAME HIGHS

UTA GAME LOWS

OPPONENT GAME HIGHS

OPPONENT GAME LOWS



UTA PLAYER GAME HIGHS

OPPONENT PLAYER GAME HIGHS



# SINGLE-GAME INDIVIDUAL PROGRAM RECORDS

## POINTS

Pts	Player	Opponent	Date
1. 44	Dink Ford	Texas Wesleyan	Dec. 29, 1964
2. 43	Steven Barber	at UTSA	Jan. 24, 2002
3. 41	Larry Moore	Centenary	Jan. 18, 1973
4. 39	Willie Brand	Prairie View A&M	Dec. 2, 1989
39	Jerry Janek	Texas Wesleyan	Dec. 29, 1962
6. 38	Erick Neal	Appalachian State	Feb. 1, 2018
38	Marquez Haynes	UTSA	Jan. 16, 2010
38	Steven Barber	Wichita State	Nov. 28, 2001
38	Mike Nau	Lamar	Feb. 14, 1967
10. 37	Erick Neal	Appalachian State	Mar. 9, 2018
37	Reger Dowell	Western Kentucky	Mar. 1, 2014
37	Leonard Wilson	ULM	Mar. 6, 1993
37	Eric Gore	North Texas	Feb. 25, 1991
37	Bruce Tibbetts	at McMurry	Jan. 30, 1965
15. 36	Marquez Haynes	vs. Texas A&M-Corpus Christi	Mar. 12, 2009
36	Keith Greene	McNeese State	Feb. 17, 2000
36	Sam Norton	at ULM	Mar. 5, 1984
36	Sam Norton	at Oral Roberts	Jan. 3, 1984
36	Eddie Stallings	Trinity	Feb. 1, 1969
36	Dink Ford	at Texas Wesleyan	Jan. 2, 1965
36	Bruce Tibbetts	at Texas Wesleyan	Jan. 2, 1965
36	John Reglin	at Texas Wesleyan	Jan. 25, 1964
23. 35	Erick Neal	at ULM	Feb. 15, 2018
35	Reger Dowell	Howard Payne	Nov. 13, 2014
35	Bobby Kenyon	Northwestern State	Feb. 27, 1992
35	Willie Brand	at Northwestern State	Feb. 16, 1991
35	Freddie Anderson	at North Texas	Jan. 14, 1976
35	Kenny Jenkins	at Denver	Jan. 10, 1976
35	Eddie Stallings	West Texas A&M	Jan. 2, 1969
35	Noel Roberts	Trinity	Jan. 5, 1963

## FIELD GOALS MADE

FG	Player	Opponent	Date
1. 20	Larry Moore	Centenary	Jan. 18, 1973
2. 16	Cal Tate	Texas Wesleyan	Feb. 15, 1978
16	Ronnie Marsh	at Abilene Christian	Jan. 22, 1973
16	Mike Nau	Lamar	Feb. 14, 1967
6. 16	Noel Roberts	Trinity	Dec. 28, 1962
15	Robert Taylor	Texas Wesleyan	Dec. 17, 1996
15	Bobby Kenyon	Huston-Tillotson	Nov. 29, 1990
15	Sam Norton	ULM	Feb. 25, 1984
15	Sam Norton	at Arkansas State	Jan. 28, 1984
15	Eddie Stallings	Trinity	Feb. 1, 1969
15	Bruce Tibbetts	at McMurry	Jan. 30, 1965
12. 14	Sam Norton	at Oral Roberts	Jan. 3, 1984
14	Cal Tate	Texas Wesleyan	Feb. 15, 1978
14	Freeman Sparks	at McNeese State	Feb. 23, 1976
14	Freddie Anderson	at Louisiana Tech	Feb. 2, 1976
14	Freddie Anderson	at North Texas	Jan. 14, 1976
14	Kenny Jenkins	at Denver	Jan. 10, 1976
14	David Payne	Houston	Feb. 26, 1970
14	Sherman Evans	Tennessee Tech	Dec. 15, 1968
14	Dink Ford	vs. Texas Wesleyan	Dec. 12, 1964

## FIELD GOAL ATTEMPTS

FGA	Player	Opponent	Date
1. 30	Mike Nau	Texas Wesleyan	Dec. 4, 1965
30	Noel Roberts	Trinity	Jan. 5, 1963
3. 29	Miles Robertson	Pepperdine	Dec. 9, 1977
29	Larry Moore	Centenary	Jan. 18, 1973
29	Sherman Evans	at Lamar	Feb. 16, 1970
6. 28	Eric Gore	University of Dallas	Dec. 8, 1990
28	Freddie Anderson	at Louisiana Tech	Feb. 2, 1976
8. 27	Marquez Haynes	North Texas	Nov. 18, 2009
27	Steven Barber	at Wichita State	Nov. 28, 2001
27	Robert Taylor	Texas Wesleyan	Dec. 17, 1996
27	Willie Brand	Sam Houston State	Jan. 11, 1990
27	Willie Brand	UTSA	Nov. 28, 1988
27	Sam Norton	at Oral Roberts	Jan. 3, 1984
14. 26	Cal Tate	Texas Wesleyan	Feb. 15, 1978
26	Ronnie Marsh	at Centenary	Feb. 5, 1973
26	Sherman Evans	Tennessee Tech	Dec. 15, 1969
26	Mike Nau	Lamar	Feb. 14, 1967

## FIELD GOAL PERCENTAGE (Min. 5 Made)

Pct. (FG-A)	Player	Opponent	Date
1. 1.000 (10-10)	Jermaine Griffin	at Lamar	Feb. 14, 2008
1.000 (10-10)	Ike Mitchell	at Lamar	Jan. 18, 1986
1.000 (10-10)	Albert Culton	vs. Valpariso	Jan. 10, 1981
1.000 (9-9)	Erick Neal	at Rice	Nov. 29, 2015
1.000 (9-9)	Roger Shute	at TAMU-Kingsville	Jan. 19, 1976
1.000 (7-7)	Jorge Bilbao	at Louisiana	Feb. 7, 2015
1.000 (7-7)	Jermaine Griffin	UT Tyler	Nov. 11, 2006
1.000 (7-7)	Steven Thomas	at New Mexico State	Nov. 26, 2004
1.000 (6-6)	Andres Ibarguen	vs. Georgia Southern	Mar. 16, 2019
1.000 (6-6)	Johnny Hamilton	Rice	Nov. 29, 2017
1.000 (6-6)	Jordan Reves	Houston Baptist	Jan. 5, 2011
1.000 (6-6)	Keith Howell	UT Permian Basin	Dec. 5, 2003
1.000 (6-6)	Donald Harris	at Baylor	Nov. 21, 2001
1.000 (5-5)	Link Kabadyundi	at Alabama	Nov. 21, 2017
1.000 (5-5)	Kennedy Eubanks	at Georgia Southern	Feb. 4, 2016
1.000 (5-5)	Anthony Walker	at South Alabama	Mar. 8, 2014
1.000 (5-5)	Anthony Walker	at Oklahoma	Dec. 17, 2013
1.000 (5-5)	Vincent Dillard	Samford	Nov. 12, 2013
1.000 (5-5)	Brandon Edwards	Central Arkansas	Feb. 7, 2011
1.000 (5-5)	Anthony Vereen	vs. Schreiner	Nov. 26, 2007
1.000 (5-5)	Jermaine Griffin	vs. UC Riverside	Nov. 12, 2007
1.000 (5-5)	Jermaine Griffin	San Diego	Dec. 4, 2004
1.000 (5-5)	Bill Washington	at Arkansas State	Dec. 6, 1997
1.000 (5-5)	Jesse Kemp	Lamar	Jan. 22, 1976

## 3-POINTERS MADE

No.	Player	Opponent	Date
1. 9	Erick Neal	at ULM	Feb. 15, 2018
9	Willie Brand	Northwestern State	Feb. 14, 1991
3. 8	Eric Gore	at Charleston Southern	Dec. 28, 1991
4. 7	Erick Neal	Georgia State	Feb. 24, 2018
7	Kevin Hervey	at Louisiana	Mar. 4, 2017
7	Jamel Outler	vs Houston Baptist	Nov. 22, 2014
7	Kevin Butler	at Idaho	Feb. 14, 2013
7	LaMarcus Reed III	at A&M-Corpus Christi	Mar. 2, 2011
7	Roge'r Guignard	at UTSA	Feb. 20, 2008
7	Roge'r Guignard	vs. Hardin-Simmons	Dec. 29, 2007
7	Brady Dawkins	at Nicholls	Feb. 23, 2006
7	Jabari Johnson	at ULM	Mar. 1, 2001
7	Jabari Johnson	McNeese State	Jan. 27, 2000
7	Ronald Smith	McNeese State	Feb. 13, 1993
7	Ronald Smith	Stephen F. Austin	Jan. 23, 1993
7	Darrell Harmon	UTSA	Jan. 2, 1992
7	Glover Cody	McNeese State	Feb. 21, 1991
7	Rodrick Ford	UT Pan American	Dec. 19, 1988
7	Rodrick Ford	at UT Pan American	Dec. 19, 1987

## 3-POINT ATTEMPTS

No.	Player	Opponent	Date
1. 17	Roge'r Guignard	at UTSA	Feb. 20, 2008
2. 16	Roge'r Guignard	at Texas Southern	Dec. 20, 2006
16	Robert Mays	Nicholls	Dec. 3, 1990
4. 15	Erick Neal	at South Alabama	Jan. 16, 2016
15	Reger Dowell	at Georgia State	Feb. 1, 2014
15	Jabari Johnson	McNeese State	Jan. 27, 2000
15	Leonard Wilson	at Northwestern State	Feb. 1, 1992
15	Bobby Kenyon	McNeese State	Feb. 21, 1991
15	Ronnie Pruitt	McNeese State	Feb. 21, 1991
10. 14	Erick Neal	at Georgia State	Jan. 25, 2018
14	Reger Dowell	Troy	Jan. 23, 2014
14	Ronald Smith	Stephen F. Austin	Jan. 23, 1993
14	Eric Gore	at Stephen F. Austin	Jan. 11, 1992
14	Eric Gore	at Charleston Southern	Dec. 28, 1991
14	Robert Mays	at New Mexico	Nov. 23, 1990
16. 13	Edric Dennis	at Coastal Carolina	Jan. 12, 2019
13	Kevin Hervey	Georgia State	Feb. 24, 2018
13	Brandon Long	at Houston Baptist	Nov. 29, 2008
13	Brandon Long	at Texas Southern	Dec. 20, 2006
13	Steven Barber	McNeese State	Jan. 27, 2000
13	Anthony Durham	McNeese State	Jan. 30, 1997
13	Willie Brand	Sam Houston State	Jan. 11, 1990
13	Willie Brand	UTSA	Nov. 28, 1988

## 3-POINT PERCENTAGE (Min. 5 Made)

Pct. (FG-A)	Player	Opponent	Date
1. 1.000 (7-7)	Kevin Butler	at Idaho	Feb. 14, 2013
1.000 (5-5)	Scott Cross	UTSA	Feb. 14, 1998





# SINGLE-GAME INDIVIDUAL PROGRAM RECORDS

## FREE THROWS MADE

No.	Player	Opponent	Date
1. 20	Paul Renfro	Louisiana	Feb. 19, 1979
2. 19	Eddie Stallings	West Texas A&M	Jan. 2, 1969
3. 18	Dink Ford	TAMU-Commerce	Dec. 12, 1964
4. 17	Jerry Janek	Texas Wesleyan	Dec. 29, 1962
5. 16	Steven Thomas	San Diego	Dec. 4, 2004
16	Steven Thomas	at UTSA	Jan. 10, 2004
16	Dink Ford	vs. Texas Wesleyan	Dec. 29, 1964
16	Jerry Janek	vs. Texas Wesleyan	Dec. 29, 1962
9. 15	Edric Dennis	vs. Little Rock	Jan. 19, 2019
15	Reger Dowell	Western Kentucky	Mar. 1, 2014
15	Paul Renfro	McNeese State	Feb. 3, 1979
15	Harvey Harris	Lamar	Dec. 18, 1962
13. 14	Scott Cross	Air Force	Dec. 22, 1997
14	Eddie Stallings	at Texas Tech	Jan. 20, 1968
14	Dink Ford	Angelo State	Feb. 8, 1966
14	Jay Hawley	vs. Texas Wesleyan	Dec. 29, 1960
14	LaMarcus Reed	at UTSA	Mar. 3, 2012

## FREE THROW ATTEMPTS

No.	Player	Opponent	Date
1. 22	Eddie Stallings	West Texas A&M	Jan. 18, 1969
22	Steven Thomas	ULM	Jan. 22, 2005
3. 21	Jerry Janek	Texas Wesleyan	Dec. 29, 1962
4. 20	Glover Cody	at Georgia State	Dec. 15, 1990
20	Paul Renfro	Louisiana	Feb. 19, 1979
6. 19	Bruce Tibbetts	Austin College	Dec. 10, 1964
7. 18	Reger Dowell	Western Kentucky	Mar. 1, 2014
18	Steven Thomas	Northwestern State	Jan. 12, 2005
18	Steven Barber	at Sam Houston State	March 6, 2001
18	Dink Ford	vs. Texas Wesleyan	Dec. 29, 1964

## FREE THROW PERCENTAGE (Min. 10 Att.)

Pct. (FG-A)	Player	Opponent	Date
1. 1.000 (20-20)	Paul Renfro	at Louisiana	Feb. 19, 1979
1.000 (13-13)	Eddie Stallings	at Houston	Feb. 22, 1968
1.000 (12-12)	Jordan Reves	at McNeese State	Feb. 22, 2012
1.000 (12-12)	Derrick Obasohan	at Nicholls	Feb. 28, 2004
1.000 (12-12)	Brian Myers	at Northwestern State	Feb. 22, 1996
1.000 (12-12)	Paul Renfro	McNeese State	Jan. 28, 1980
1.000 (11-11)	Brandon Edwards	at South Alabama	Mar. 8, 2014
1.000 (11-11)	Rodrick Epps	at Texas State	Feb. 3, 2007
1.000 (11-11)	Keith Howell	at Northwestern State	Jan. 30, 2003
1.000 (11-11)	Melvin Polk	at TCU	Dec. 1, 1979
1.000 (11-11)	Paul Renfro	at Wichita State	Dec. 8, 1978
1.000 (11-11)	Mike Nau	vs. Austin College	Dec. 29, 1965
1.000 (10-10)	Rodrick Epps	at AMCC	Feb. 19, 2007
1.000 (10-10)	Reggie Brown	North Texas	Feb. 3, 1996
1.000 (10-10)	Keith Cornett	at Northwestern State	Feb. 4, 1995
1.000 (10-10)	Ricky Leggett	at Baylor	Dec. 16, 1980
1.000 (10-10)	Melvin Polk	at Baylor	Dec. 16, 1980

## REBOUNDS

No.	Player	Opponent	Date
1. 24	Albert Culton	vs. Northeastern	Jan. 9, 1981
2. 23	Bruce Tibbetts	Austin College	Dec. 10, 1964
23	Jerry Janek	vs. Texas Wesleyan	Dec. 29, 1962
4. 22	Jermaine Griffin	UT Permian Basin	Dec. 1, 2005
5. 21	Mike Nau	Texas Wesleyan	Dec. 4, 1965
21	Mike Nau	Austin College	Dec. 13, 1966
21	Bruce Tibbetts	at McMurry	Jan. 30, 1965
8. 20	Sam Norton	McNeese State	Feb. 11, 1984
20	Mike Nau	Lamar	Feb. 14, 1967
20	Sherman Evans	at Samford	Dec. 18, 1971
11. 19	Brandon Edwards	at Troy	Mar. 6, 2014
19	Johnny McDowell	Sam Houston State	Jan. 21, 1993
19	Donny Beachum	UT Pan American	Jan. 21, 2004
19	John Reglin	Lamar	Feb. 14, 1967
19	John Reglin	Lamar	Jan. 8, 1966
19	Sam Norton	ULM	Feb. 2, 1984
19	Sherman Evans	Arkansas	Dec. 13, 1970

## OFFENSIVE REBOUNDS (Since 1983-84)

No.	Player	Opponent	Date
1. 12	Johnny McDowell	UTSA	Jan. 2, 1992
12	Sam Norton	McNeese State	Feb. 11, 1984
3. 11	Eric Gore	University of Dallas	Dec. 8, 1990
11	Sam Norton	Louisiana Tech	Mar. 1, 1984
11	Sam Norton	at Oral Roberts	Jan. 3, 1984
6. 10	Eric Gore	at ULM	Feb. 16, 1991
10	Michael Beasley	Morehead State	Jan. 3, 1989
8. 9	Johnny Hamilton	vs. Georgia State	Mar. 1, 2018
9	Bill Washington	at Northwestern State	Feb. 18, 1999
9	Bill Washington	at UTSA	Jan. 10, 1998
9	Robert Taylor	Texas Wesleyan	Dec. 17, 1996
9	Johnny McDowell	Sul Ross State	Dec. 4, 1992
9	Johnny McDowell	at Northwestern State	Feb. 1, 1992
9	Leonard Wilson	Nicholls	Dec. 3, 1990
9	Bill Nygard	Huston-Tillotson	Nov. 29, 1990

## DEFENSIVE REBOUNDS (Since 1983-84)

No.	Player	Opponent	Date
1. 14	Jermaine Griffin	UT Permian Basin	Dec. 1, 2005
14	Robert Taylor	ULM	Feb. 27, 1997
14	Sam Norton	North Texas	Feb. 9, 1984
14	Sam Norton	ULM	Feb. 2, 1984
5. 13	David Azore	at Texas State	Feb. 2, 2019
13	Kevin Hervey	at UTRGV	Dec. 16, 2018
13	Kevin Hervey	South Alabama	Feb. 25, 2017
13	Mack Callier	at Sam Houston State	Feb. 17, 2003
13	David Allen	North Texas	Jan. 14, 1989
10. 12	Kevin Hervey	Appalachian State	Feb. 1, 2018
12	Kevin Hervey	at Loyola Marymount	Dec. 22, 2016
12	Larry Posey	UTSA	Feb. 15, 2007
12	Steven Thomas	at Stephen F. Austin	Jan. 26, 2006
12	Anthony Durham	Northwestern State	Mar. 1, 1997
12	Bill Washington	Jarvis Christian	Dec. 2, 1996
12	Johnny McDowell	Sam Houston State	Jan. 21, 1993
12	Johnny McDowell	at Nicholls	Jan. 16, 1993
12	Johnny McDowell	vs. Gonzaga	Dec. 11, 1992
19. 11	David Azore	at Appalachian State	Jan. 10, 2019
11	Johnny Hamilton	at Northern Iowa	Dec. 7, 2017
11	Kevin Hervey	at Grand Canyon	Nov. 20, 2014
11	Brandon Edwards	vs. ULM	Mar. 13, 2014
11	Brandon Edwards	at Troy	Mar. 6, 2014
11	Brandon Edwards	Samford	Nov. 12, 2013
11	LaMarcus Reed III	vs. Southeastern La	Feb. 19, 2011
11	Steven Thomas	SE Louisiana	Jan. 19, 2006
11	Steven Thomas	at South Florida	Dec. 29, 2004
11	Mack Callier	at Sam Houston State	Mar. 6, 2001
11	Mack Callier	Texas State	Feb. 12, 2001
11	Brian Myers	TAMU-Commerce	Dec. 11, 1993

## ASSISTS

No.	Player	Opponent	Date
1. 17	Jermaine Johnson	at Sam Houston State	Dec. 28, 1998
2. 16	Sean Miller	at Northwestern State	Feb. 19, 1994
3. 15	Erick Neal	at Niagara	Nov. 25, 2017
15	Glover Cody	North Texas	Feb. 15, 1992
15	Glover Cody	at Northwestern State	Feb. 14, 1991
15	Glover Cody	at Sam Houston State	Jan. 25, 1991
6. 13	Erick Neal	UT Dallas	Nov. 27, 2017
13	Erick Neal	at BYU	Mar. 15, 2017
13	Erick Neal	Louisiana	Jan. 23, 2017
13	Erick Neal	UT Dallas	Dec. 5, 2016
13	Glover Cody	at Iowa State	Dec. 10, 1991
13	Glover Cody	vs. Army	Nov. 24, 1990
13	Ronnell Peters	at ULM	Feb. 25, 1984
13	Ricky Leggett	at Denver	Dec. 12, 1978
13	Jesse Kemp	McNeese State	Feb. 28, 1977
13	David Payne	at UT Pan American	Jan. 18, 1971
13	David Payne	at Texas Wesleyan	Dec. 16, 1969



## SINGLE-GAME INDIVIDUAL PROGRAM RECORDS

## BLOCKED SHOTS

No.	Player	Opponent	Date
1. 9	Paul Renfro	Texas Wesleyan	Jan. 18, 1980
2. 8	Miles Robertson	Louisiana Tech	Mar. 1, 1979
3. 7	Johnny Hamilton	at Georgia State	Jan. 25, 2018
4. 6	Johnny Hamilton	Georgia Southern	Feb. 22, 2018
6	Brandon Williams	vs Howard Payne	Dec. 20, 2014
6	Jordan Reves	at San Jose State	Jan. 28, 2013
6	Jordan Reves	vs. Louisiana Tech	Jan. 5, 2013
6	Jermaine Griffin	at Western Illinois	Dec. 4, 2006
6	Miles Robertson	St. Edward's	Nov. 26, 1977
6	Trey Parker	Sam Houston State	Jan. 30, 2008
11. 5	Brandon Edwards	ULM	Jan. 9, 2014
5	Jermaine Griffin	at Texas State	Feb. 3, 2007
5	Jermaine Griffin	UT Tyler	Nov. 11, 2006
5	Roy Johnson	at Northwestern State	Feb. 26, 2004
5	Jermaine Johnson	at UTSA	Jan. 7, 1999
5	Johnny McDowell	McNeese State	Jan. 25, 1992
5	Ralph McPherson	Arkansas State	Feb. 16, 1981
5	Albert Culton	McNeese State	Feb. 7, 1981

## STEALS

No.	Player	Opponent	Date
1. 8	Bill Washington	McNeese State	Jan. 27, 2000
8	Leonard Wilson	Nicholls	Dec. 3, 1990
3. 7	Bill Washington	Stephen F. Austin	Feb. 11, 1999
7	Bill Washington	McMurry	Nov. 24, 1998
7	Glover Cody	at North Texas	Feb. 28, 1991
7	Rodrick Ford	US International	Feb. 5, 1987
7	Rodrick Ford	at Stephen F. Austin	Jan. 16, 1987
7	Ronnell Peters	Arkansas State	Feb. 1, 1986

## TURNOVERS

No.	Player	Opponent	Date
1. 12	Ricky Leggett	at Lamar	Mar. 4, 1978
2. 11	Erick Neal	at Georgia Southern	Jan. 27, 2018
11	Johnny Hill	at Georgia State	Jan. 15, 2015
11	Ronnie Marsh	at Hardin-Simmons	Feb. 2, 1974
5. 10	Lonnie McClanahan	at Texas State	Jan. 18, 2014
10	Josh Daniel	ULM	Mar. 7, 2003
10	Miles Robertson	at Lamar	Feb. 10, 1979
10	Ricky Leggett	at Baylor	Dec. 16, 1980
10	Greg Stuckey	at Lamar	Feb. 24, 1977

## MINUTES PLAYED (Since 1973-74)

No.	Player	Opponent	Date
1. 50	Jermaine Johnson	at Sam Houston State	Dec. 28, 1998
2. 49	Keith Howell	ULM	Mar. 7, 2003
49	Donald Harris	at Sam Houston State	Dec. 28, 1998
4. 47	Rickey Leggett	McNeese State	Jan. 28, 1980
47	Jeffrey Stewart	McNeese State	Jan. 28, 1980
47	Miles Robertson	at Pepperdine	Dec. 9, 1977
47	Cal Tate	at Pepperdine	Dec. 9, 1977
8. 46	Rodrick Epps	at TCU	Nov. 18, 2006
46	Larry Posey	at TCU	Nov. 18, 2006
46	Donald Harris	at Stephen F. Austin	Feb. 6, 1999
46	Bill Washington	at Stephen F. Austin	Feb. 6, 1999
12. 45	Jarrett Howell	at Sam Houston State	Mar. 7, 2006
45	Josh Daniel	ULM	Mar. 7, 2003
45	Keith Greene	at Stephen F. Austin	Feb. 6, 1999
45	Reggie Brown	Sam Houston State	Feb. 13, 1997
45	Doug Gann	vs. UNC Wilmington	Dec. 30, 1989
45	Danny Johnson	Texas Southern	Jan. 13, 1983
45	Ronny Newton	Louisiana Tech	Feb. 21, 1977
45	Greg Stuckey	Louisiana Tech	Feb. 21, 1977
45	Jesse Kemp	Louisiana Tech	Feb. 21, 1977
45	Darnell Johnson	Louisiana Tech	Feb. 21, 1977
45	Jesse Kemp	North Texas	Jan. 12, 1977





# SINGLE-GAME TEAM PROGRAM RECORDS

## POINTS

Total (Score)	Opponent	Date
1. 154 (154-85)	Huston-Tillotson	Nov. 29, 1990
2. 149 (149-86)	University of Dallas	Dec. 8, 1990
3. 138 (138-135, 3OT)	Lamar	Feb. 14, 1966
4. 130 (130-64)	Huston-Tillotson	Nov. 28, 1991
5. 126 (126-73)	Texas Wesleyan	Dec. 7, 1981
6. 124 (124-123, 3OT)	at Sam Houston State	Dec. 28, 1998
7. 121 (121-61)	Schreiner	Dec. 3, 1992
8. 118 (118-84)	at Texas State	Feb. 9, 1991
9. 117 (117-115)	Nicholls	Dec. 3, 1990
10. 116 (116-87)	St. Edward's	Nov. 26, 1977
11. 115 (115-109)	North Texas	Feb. 25, 1991
115 (115-100)	Texas Wesleyan	Jan. 2, 1965
13. 114 (114-78)	Texas Wesleyan	Dec. 17, 1968
14. 113 (113-81)	vs. San Francisco	Nov. 29, 1991
113 (113-104)	at Georgia State	Dec. 15, 1990
113 (113-85)	SE Louisiana	Dec. 1, 1990
113 (113-109, OT)	at Texas Wesleyan	Jan. 30, 1968
18. 111 (111-64)	Howard Payne	Nov. 13, 2013
111 (111-77)	McNeese State	Feb. 7, 1981
111 (111-92)	Abilene Christian	Jan. 31, 1970
111 (111-120)	Lamar	Feb. 6, 1968
22. 110 (110-103)	at Texas State	Feb. 3, 2007
110 (110-85)	Georgia State	Dec. 7, 1991
110 (110-92)	Texas Wesleyan	Jan. 8, 1987
110 (110-116)	at Sam Houston State	Dec. 11, 1967
110 (110-93)	Texas Wesleyan	Dec. 3, 1964
27. 109 (109-96)	Hardin-Simmons	Dec. 11, 1978
28. 108 (108-71)	Louisiana	Jan. 23, 2017
108 (108-84)	at Nicholls	Jan. 2, 1991
108 (108-103)	UT Pan American	Feb. 26, 1968
108 (108-116)	Angelo State	Dec. 21, 1967
108 (108-95)	Trinity	Jan. 10, 1966
33. 107 (107-65)	Texas A&M-Kingsville	Nov. 29, 1982
34. 106 (106-76)	Tarleton State	Nov. 29, 1986
106 (106-116)	at Drake	Dec. 22, 1979
106 (106-72)	Abilene Christian	Feb. 19, 1973
37. 105 (105-89)	at BYU	Mar. 15, 2017
105 (105-63)	Austin College	Jan. 30, 2007
105 (105-91)	Sul Ross State	Dec. 4, 1992
40. 104 (104-106)	Louisiana	Feb. 27, 1978
104 (104-100)	vs. Texas Wesleyan	Dec. 28, 1964
42. 103 (103-45)	Hardin-Simmons	Dec. 29, 2001
103 (103-88)	McNeese State	Feb. 20, 1992
103 (103-86)	Texas Wesleyan	Jan. 19, 1981
103 (103-115)	at Louisiana	Feb. 19, 1979
103 (103-70)	at Tarleton State	Feb. 1, 1966
103 (103-92)	Lamar	Feb. 27, 1965
48. 102 (102-72)	Texas Southern	Nov. 14, 2007
102 (102-108)	Denver	Dec. 12, 1977
102 (102-104, 2OT)	Texas Southern	Jan. 13, 1983
102 (102-90)	Texas Wesleyan	Dec. 4, 1965
102 (102-88)	at Texas Wesleyan	Jan. 25, 1964
53. 101 (101-85)	vs. Texas Wesleyan	Dec. 22, 2009
101 (101-123)	at Northwestern State	Feb. 19, 1994
101 (101-45)	Austin College	Dec. 3, 1991
101 (101-95)	Texas State	Jan. 12, 1991
101 (101-105, OT)	North Texas	Jan. 12, 1977
101 (101-110)	at North Texas	Jan. 14, 1976
101 (101-82)	UT Pan American	Jan. 21, 1971
101 (101-110)	Texas Wesleyan	Dec. 13, 1967
61. 100 (100-97, 2OT)	at UTSA	Jan. 17, 2009
100 (100-85)	McNeese State	Feb. 18, 1995
100 (100-97, 2OT)	TAMU-Commerce	Dec. 11, 1993
100 (100-78)	at Sam Houston State	Feb. 20, 1993
100 (100-90)	North Texas	Feb. 15, 1992
100 (100-79)	US International	Feb. 5, 1987
100 (100-87)	McNeese State	Mar. 3, 1981
100 (100-74)	Hardin-Simmons	Jan. 12, 1981
100 (100-85)	McNeese State	Feb. 3, 1979
100 (100-89)	at Angelo State	Jan. 1, 1970
100 (100-92)	West Texas A&M	Mar. 1, 1968

### In A Loss

111 (111-120)

Lamar

Feb. 6, 1968

## POINTS IN AN OVERTIME GAME

Total (Score)	Opponent	Date
1. 138 (138-135, 3OT)	Lamar	Feb. 14, 1966
2. 124 (124-123, 3OT)	at Sam Houston State	Dec. 28, 1998
3. 118 (118-117, 4OT)	Hardin-Simmons	Dec. 11, 1971
4. 113 (113-109, OT)	at Texas Wesleyan	Jan. 30, 1968
5. 102 (102-104, 2OT)	Texas Southern	Jan. 13, 1983
6. 101 (101-105, OT)	North Texas	Jan. 12, 1977
7. 100 (100-97, 2OT)	at UTSA	Jan. 17, 2009
100 (100-97, 2OT)	Texas A&M Commerce	Dec. 11, 1993

## POINTS AT HOME

Total (Score)	Opponent	Date
1. 154 (154-85)	Huston-Tillotson	Nov. 29, 1990
2. 149 (149-86)	University of Dallas	Dec. 8, 1990
3. 138 (138-135, 3OT)	Lamar	Feb. 14, 1966
4. 130 (130-64)	Huston-Tillotson	Nov. 28, 1991
5. 126 (126-73)	Texas Wesleyan	Dec. 7, 1981
6. 121 (121-61)	Schreiner	Dec. 3, 1992
7. 118 (118-117, 4OT)	Hardin-Simmons	Dec. 11, 1971
8. 117 (117-115)	Nicholls	Dec. 3, 1990
9. 116 (116-87)	St. Edward's	Nov. 26, 1977
10. 115 (115-100)	Texas Wesleyan	Jan. 2, 1965

### In Conference Play

117 (117-115) Nicholls Dec. 3, 1990

### vs. Non-Conference Opponent

154 (154-85) Huston-Tillotson Nov. 29, 1990

## POINTS ON THE ROAD

Total (Score)	Opponent	Date
1. 124 (124-123, 3OT)	at Sam Houston State	Dec. 28, 1998
2. 118 (118-84)	at Texas State	Feb. 9, 1991
3. 113 (113-104)	at Georgia State	Dec. 15, 1990
113 (113-109, OT)	at Texas Wesleyan	Jan. 30, 1968
5. 110 (110-103)	at Texas State	Feb. 3, 2007
110 (110-116)	at Sam Houston State	Dec. 11, 1967
7. 108 (108-84)	at Nicholls	Jan. 2, 1991
8. 106 (106-116)	at Drake	Dec. 22, 1979
9. 103 (103-72)	at SE Louisiana	Jan. 4, 1991
103 (103-115)	at Louisiana	Feb. 19, 1979
103 (103-70)	at Tarleton State	Feb. 1, 1966

## POINTS AT A NEUTRAL SITE

Total (Score)	Opponent	Date
1. 113 (113-81)	vs. San Francisco	Nov. 29, 1991
2. 104 (104-100)	vs. Texas Wesleyan	Dec. 28, 1964

## LARGEST COMBINED SCORE

Total (Score)	Opponent	Date
1. 273 (138-135, 3OT)	Lamar	Feb. 14, 1966
2. 247 (124-123, 3OT)	at Sam Houston State	Dec. 28, 1998
3. 239 (154-85)	Huston-Tillotson	Nov. 29, 1990
4. 235 (149-86)	University of Dallas	Dec. 8, 1990
235 (118-117, 4OT)	Hardin-Simmons	Dec. 11, 1971
6. 232 (117-115)	Nicholls	Dec. 3, 1990
7. 231 (111-120)	Lamar	Feb. 6, 1968
8. 226 (110-116)	at Sam Houston State	Dec. 11, 1967
9. 224 (101-123)	at Northwestern State	Feb. 19, 1994
224 (115-109)	North Texas	Feb. 25, 1991
224 (108-116)	Angelo State	Dec. 21, 1967

## POINTS IN A HALF

Total (Half)	Opponent	Date
1. 90 (2nd)	Huston-Tillotson	Nov. 29, 1990
2. 78 (1st)	University of Dallas	Dec. 8, 1990
3. 69 (2nd)	Nicholls	Jan. 24, 1998
4. 72 (2nd)	at Texas State	Feb. 9, 1991
5. 71 (2nd)	University of Dallas	Dec. 8, 1990
6. 70 (2nd)	at SE Louisiana	Jan. 4, 1991
7. 69 (2nd)	at Georgia State	Dec. 15, 1990
69 (1st)	Austin College	Dec. 13, 1966
9. 68 (2nd)	Louisiana	Jan. 23, 2017
68 (2nd)	at Nicholls	Jan. 2, 1991
11. 67 (2nd)	Texas Wesleyan	Dec. 7, 1981



## SINGLE-GAME TEAM PROGRAM RECORDS

### FIELD GOALS MADE

Total	Opponent	Date
1. 60	Huston-Tillotson	Nov. 29, 1990
2. 57	Lamar	Feb. 14, 1967
3. 53	University of Dallas	Dec. 8, 1990
53	Texas Wesleyan	Dec. 7, 1981
5. 50	Huston-Tillotson	Nov. 26, 1991
6. 47	St. Edward's	Nov. 26, 1977
47	at Texas Wesleyan	Jan. 30, 1968
8. 45	Schreiner	Dec. 3, 1992
45	Abilene Christian	Jan. 31, 1970
10. 44	Nicholls	Dec. 3, 1990
44	Tarleton State	Nov. 29, 1986
44	North Texas	Jan. 12, 1977
44	UT Pan American	Jan. 21, 1971
44	Texas Wesleyan	Dec. 17, 1968

### FIELD GOALS ATTEMPTED

Total	Opponent	Date
1. 122	Huston-Tillotson	Nov. 29, 1990
2. 105	at New Mexico	Nov. 23, 1990
3. 102	University of Dallas	Dec. 8, 1990
102	Nicholls	Dec. 3, 1990
5. 101	Hardin-Simmons	Dec. 11, 1971
6. 100	South Dakota State	Dec. 6, 1971
7. 98	North Texas	Jan. 12, 1977
8. 97	Lamar	Feb. 14, 1967
9. 95	Texas Wesleyan	Dec. 4, 1965
10. 94	at Denver	Jan. 8, 1975
94	Texas Wesleyan	Dec. 3, 1964

### FIELD GOAL PERCENTAGE (Min. 30 Made)

Pct. (FG-A)	Opponent	Date
1. .723 (34-47)	UT Tyler	Dec. 22, 2004
2. .680 (53-78)	Texas Wesleyan	Dec. 7, 1981
3. .667 (34-51)	Central Arkansas	Feb. 7, 2011
.667 (32-48)	vs. Valparaiso	Jan. 10, 1981
5. .660 (40-62)	at Texas Wesleyan	Jan. 2, 1965
6. .653 (32-49)	at ULM	Feb. 1, 2003
7. .642 (34-53)	vs. Georgia State	Dec. 22, 1984
8. .639 (39-61)	vs. Schreiner	Nov. 26, 2007
9. .635 (33-52)	at UTSA	Feb. 19, 1996
10. .630 (42-67)	Oklahoma State	Jan. 14, 1984
.630 (36-57)	Oral Roberts	Jan. 23, 1982

### 3-POINTERS MADE

Total	Opponent	Date
1. 17	Bradley	Dec. 8, 2015
2. 16	Texas State	Jan. 12, 1991
3. 15	UT Dallas	Nov. 5, 2019
15	at South Alabama	Feb. 28, 2019
15	at Arkansas State	Jan. 13, 2018
15	Coastal Carolina	Dec. 31, 2016
15	at Northwestern State	Jan. 6, 2000
15	at TCU	Dec. 19, 1999
15	UTSA	Jan. 2, 1992
15	at Northwestern State	Feb. 14, 1991
15	Huston-Tillotson	Nov. 29, 1990
12. 14	Georgia Southern	Jan. 2, 2016
14	UT Tyler	Nov. 16, 2010
14	McNeese State	Jan. 27, 2000
14	at Nicholls	Jan. 15, 2000
14	vs. San Francisco	Nov. 29, 1991
14	at SE Louisiana	Jan. 4, 1991

### 3-POINTERS ATTEMPTED

Total	Opponent	Date
1. 42	at South Alabama	Jan. 16, 2016
2. 40	at Northwestern State	Feb. 1, 1992
3. 39	McNeese State	Jan. 27, 2000
39	at ULM	Jan. 8, 2000
39	Nicholls	Dec. 3, 1990
6. 38	Little Rock	Jan. 23, 2016
38	Coastal Carolina	Dec. 31, 2016
38	at Texas Southern	Dec. 20, 2006
9. 37	UT Dallas	Nov. 5, 2019
37	at North Texas	Nov. 30, 2010
11. 36	Rice	Nov. 29, 2017
36	McNeese State	Feb. 21, 1991
36	Huston-Tillotson	Nov. 29, 1990

### 3-POINT PERCENTAGE (Min. 10 Made)

Pct. (FG-A)	Opponent	Date
1. .706 (12-17)	McNeese State	Feb. 18, 1995
2. .700 (14-20)	at SE Louisiana	Jan. 4, 1991
3. .625 (10-16)	Appalachian State	Feb. 1, 2018
4. .619 (13-21)	Houston Baptist	Nov. 22, 2014
5. .577 (15-26)	at South Alabama	Feb. 28, 2019
6. .556 (15-27)	at Arkansas State	Jan. 13, 2018
7. .545 (12-22)	at Troy	Mar. 2, 2019
.545 (12-22)	at Georgia Southern	Feb. 20, 2017

### FREE THROWS MADE

Total	Opponent	Date
1. 42	Schreiner	Dec. 3, 1992
2. 41	Sam Houston State	Dec. 9, 1968
3. 38	San Diego	Dec. 4, 2004
4. 36	McNeese State	Feb. 3, 1979
36	Missouri-Rolla	Dec. 18, 1968
6. 35	Texas Lutheran	Nov. 12, 2010
35	at Texas State	Feb. 3, 2007
35	at Georgia State	Dec. 15, 1990
35	West Texas A&M	Jan. 2, 1969
35	at Texas Wesleyan	Jan. 2, 1965

### FREE THROW ATTEMPTS

Total	Opponent	Date
1. 60	Sam Houston State	Dec. 9, 1968
2. 54	McNeese State	Feb. 23, 1981
3. 52	North Texas	Feb. 25, 1991
4. 49	Hardin-Simmons	Dec. 11, 1971
5. 48	North Texas	Jan. 12, 1980
48	Missouri-Rolla	Dec. 18, 1968
7. 47	San Diego	Dec. 4, 2004
8. 46	Texas Lutheran	Nov. 12, 2010
46	at Texas State	Jan. 30, 2010
46	at Arkansas	Nov. 22, 1999
46	UTSA	Dec. 4, 1989
46	West Texas A&M	Jan. 2, 1969

### FREE THROW PERCENTAGE (Min. 20 Made)

Pct. (FT-A)	Opponent	Date
1. .964 (27-28)	at Houston	Feb. 22, 1968
2. .952 (20-21)	at Northwestern State	Mar. 8, 2005
3. .917 (33-36)	at Louisiana	Feb. 19, 1979
4. .875 (21-24)	at South Alabama	Jan. 16, 2016
5. .872 (34-39)	Little Rock	Jan. 19, 2019
6. .862 (25-29)	Texas State	Mar. 1, 2016
7. .857 (24-28)	UC Davis	Nov. 18, 2018

### REBOUNDS

Total	Opponent	Date
1. 80	Huston-Tillotson	Nov. 29, 1990
2. 72	Hardin-Simmons	Dec. 11, 1971
3. 67	at West Texas A&M	Feb. 2, 1970
67	Lamar	Feb. 14, 1967
67	at Trinity	Feb. 23, 1965
6. 66	Nicholls	Dec. 3, 1990
7. 65	Jarvis Christian	Dec. 2, 1996
8. 64	Schreiner	Dec. 3, 1992
64	US International	Feb. 5, 1987
64	vs. Austin College	Dec. 30, 1964

### REBOUND MARGIN

Margin	Opponent	Date
1. +36 (64-28)	Schreiner	Dec. 3, 1992
+36 (80-44)	Huston-Tillotson	Nov. 29, 1990
3. +35 (59-24)	Sul Ross State	Dec. 21, 2015
+35 (59-24)	Northwestern State	Feb. 27, 1992
5. +34 (65-31)	Jarvis Christian	Dec. 2, 1996
6. +32 (54-22)	at Nicholls	Dec. 22, 2001
7. +27 (51-24)	vs. Texas Southern	Nov. 14, 2007
8. +26 (44-18)	Nicholls	Feb. 15, 2003
9. +25 (52-27)	ULM	Jan. 19, 1991
+25 (59-34)	Lamar	Jan. 8, 1966
11. +24 (45-21)	at UTSA	Feb. 18, 2004
+24 (47-23)	vs. Alabama State	Nov. 18, 2002





# SINGLE-GAME TEAM PROGRAM RECORDS

## PERSONAL FOULS

Total	Opponent	Date
1. 42	Hardin-Simmons	Dec. 11, 1971
2. 40	at Arkansas State	Jan. 26, 1980
3. 39	at North Texas	Feb. 10, 1983
4. 37	McNeese State	Feb. 23, 1981
5. 36	North Texas	Nov. 18, 2009
36	at Sam Houston State	Dec. 28, 1998
7. 35	at Arkansas	Nov. 23, 2018
35	Arkansas State	Feb. 27, 2016
35	at Sam Houston State	Feb. 22, 2007
35	at Louisiana Tech	Jan. 27, 1979
35	at Denver	Jan. 10, 1976
35	at US International	Feb. 21, 1967

## ASSISTS

Total	Opponent	Date
1. 34	Georgia State	Dec. 7, 1991
2. 33	Huston-Tillotson	Nov. 26, 1991
3. 32	Lamar	Feb. 18, 1980
4. 31	Texas Wesleyan	Dec. 7, 1981
5. 30	at Sam Houston State	Feb. 20, 1993
30	Nicholls	Feb. 11, 1993
30	Lamar	Feb. 24, 1979
8. 29	at Northwestern State	Feb. 14, 1991
29	vs. Northwestern State	Mar. 8, 1988
29	North Texas	Feb. 7, 1987
29	Denver	Dec. 12, 1977

## TURNOVERS

Total	Opponent	Date
1. 38	at New Mexico State	Nov. 28, 1975
2. 36	at Houston Baptist	Jan. 9, 1978
36	at Lamar	Feb. 24, 1977
4. 34	UC San Diego	Jan. 4, 1978
34	at Pepperdine	Dec. 9, 1977
6. 33	at Nebraska	Dec. 21, 1992
33	at Lamar	Feb. 10, 1979
8. 32	at Nicholls	Jan. 6, 1994
32	at Hardin-Simmons	Feb. 2, 1974

## BLOCKS

Total	Opponent	Date
1. 10	Howard Payne	Dec. 20, 2014
10	Hardin-Simmons	Dec. 29, 2001
10	St. Edward's	Jan. 26, 1987

## STEALS

Total	Opponent	Date
1. 22	University of Dallas	Dec. 8, 1990
2. 21	Huston-Tillotson	Nov. 26, 1991
3. 19	St. Edward's	Dec. 4, 1978
19	Houston Baptist	Dec. 13, 2012
5. 18	Howard Payne	Nov. 13, 2013
18	at UTSA	Feb. 6, 1986
7. 17	Sul Ross State	Dec. 21, 2015
17	Houston Baptist	Jan. 25, 2010
17	SE Louisiana	Jan. 3, 1987
17	at Arkansas State	Jan. 26, 1981
17	Westmont	Dec. 1, 1980

## PLAYERS IN DOUBLE-FIGURE POINTS

Total	Opponent	Date
8	Texas Wesleyan	Dec. 7, 1981
7	Austin College	Jan. 30, 2007
7	at Sam Houston State	Dec. 28, 1998
7	Wayland Baptist	Dec. 1, 1971
6, 25x	Last Time: Akron	Mar. 20, 2017

## PLAYERS WITH DOUBLE-FIGURE REBOUNDS

Total	Opponent	Date
4	Huston-Tillotson	Nov. 29, 1990
4	at West Texas A&M	Feb. 2, 1970
3	Arkansas State	Jan. 21, 2016
3	at Texas Wesleyan	Dec. 11, 1980
3	Adams State	Dec. 19, 1974
3	Lamar	Feb. 26, 1972
3	Arkansas State	March 2, 1970
3	Lamar	Feb. 14, 1967
3	at Trinity	Feb. 23, 1965
3	Texas Wesleyan	Dec. 3, 1964
2, 78x	Last: Northern Iowa	Nov. 10, 2018

## PLAYERS WITH 20+ POINTS

Total	Opponent	Date
5	Huston-Tillotson	Nov. 29, 1990
4	North Texas	Feb. 25, 1991
4	University of Dallas	Dec. 8, 1990
3	at Sam Houston State	Jan. 28, 1998
3	at Sam Houston State	Feb. 20, 1993
3	North Texas	Feb. 15, 1992
3	at Sam Houston State	Jan. 9, 1992
3	Nicholls	Dec. 3, 1990
3	SE Louisiana	Dec. 1, 1990
3	at ULM	Mar. 4, 1989
3	Oklahoma State	Jan. 14, 1984
3	vs. Northeastern	Jan. 9, 1981
3	at Centenary	Jan. 5, 1981
3	McNeese State	Jan. 28, 1980
3	Texas A&M Kingsville	Feb. 7, 1976
3	Lamar	Feb. 14, 1967



## SINGLE-GAME TEAM PROGRAM RECORDS

## FEWEST POINTS

Total (Score)	Opponent	Date
1. 31 (31-36)	at SMU	Dec. 16, 1989
2. 35 (35-50)	Denver	Dec. 31, 2012
3. 41 (41-57)	at SE Louisiana	Jan. 8, 2005
4. 42 (42-41)	SE Louisiana	Nov. 30, 1983
5. 43 (43-51)	ULM	Feb. 27, 1997
43 (43-64)	East Texas Baptist	Dec. 6, 1962
43 (43-42)	vs. Oklahoma Baptist	Dec. 29, 1961
8. 44 (44-92)	at Kentucky	Nov. 25, 2014
44 (44-71)	at Stephen F. Austin	Jan. 24, 2004
44 (44-61)	Seattle	Jan. 17, 2013
44 (44-69)	at Oklahoma State	Dec. 19, 2013
12. 45 (45-65)	at Missouri	Dec. 4, 2018
45 (45-76)	at Texas	Nov. 7, 2002
45 (45-66)	at Texas State	Jan. 9, 1998

## In a Win

42 (42-41) SE Louisiana Nov. 30, 1983

## In Conference Play

35 (35-50) Denver (Western Athletic Conference) Dec. 31, 2012

## vs. Non-Conference Opponent

31 (31-36) at SMU Dec. 16, 1989

## FEWEST POINTS AT HOME

Total (Score)	Opponent	Date
1. 42 (42-41)	SE Louisiana	Nov. 30, 1983
2. 43 (43-51)	ULM	Feb. 27, 1997
43 (43-64)	East Texas Baptist	Dec. 6, 1962
4. 44 (44-61)	Seattle	Jan. 17, 2013
5. 46 (46-64)	Boise State	Jan. 2, 2013
46 (46-64)	Oklahoma Baptist	Dec. 5, 1961
7. 47 (47-55)	UT Pan American	Dec. 21, 1959
8. 48 (48-52)	ULM	Feb. 29, 1992
48 (48-49)	McNeese State	Feb. 12, 1983

## FEWEST POINTS ON THE ROAD

Total (Score)	Opponent	Date
1. 31 (31-36)	at SMU	Dec. 16, 1989
2. 41 (41-57)	at SE Louisiana	Jan. 8, 2005
3. 44 (44-69)	at Oklahoma State	Dec. 19, 2012
44 (44-71)	at Stephen F. Austin	Jan. 24, 2004
5. 45 (45-65)	at Missouri	Dec. 4, 2018
45 (45-76)	at Texas	Nov. 7, 2002
45 (45-66)	at Texas State	Jan. 9, 1998
8. 48 (48-66)	at Nicholls	Jan. 8, 2011
9. 49 (49-76)	at SE Missouri State	Jan. 7, 1985
49 (49-81)	at Memphis	Dec. 4, 1968
11. 50 (50-47)	at Texas State	Feb. 27, 2003
50 (50-106)	at Creighton	Nov. 17, 2002
50 (50-70)	at Hardin-Simmons	Jan. 9, 1975
50 (50-65)	at ULM	Mar. 6, 1990
50 (50-64)	at Sam Houston State	Dec. 11, 1959

## FEWEST POINTS AT A NEUTRAL SITE

Total (Score)	Opponent	Date
43 (43-42)	vs. Oklahoma Baptist	Dec. 29, 1961
49 (49-61)	vs. UNC Greensboro	Nov. 15, 2005
49 (49-68)	vs. Trinity	Dec. 29, 1960
50 (50-81)	vs. McNeese State	March 5, 1997

## SMALLEST COMBINED SCORE

Total (Score)	Opponent	Date
1. 67 (31-36)	at SMU	Dec. 16, 1989
2. 83 (42-41)	SE Louisiana	Nov. 30, 1983
3. 85 (35-50)	Denver	Dec. 31, 2012
85 (43-42)	vs. Oklahoma Baptist	Dec. 29, 1961
5. 94 (43-51)	ULM	Feb. 27, 1997
6. 97 (48-49)	McNeese State	Feb. 12, 1983
7. 98 (41-57)	at SE Louisiana	Jan. 8, 2005
8. 100 (48-52)	ULM	Feb. 29, 1992
9. 102 (47-55)	UT Pan American	Dec. 21, 1959
10. 104 (56-48)	at Texas State	Jan. 18, 2014
11. 107 (43-64)	East Texas Baptist	Dec. 6, 1962
12. 108 (52-56)	at Little Rock	Feb. 14, 2019
13. 109 (54-55)	Troy	Jan. 31, 2015
14. 110 (45-65)	at Missouri	Dec. 4, 2018
110 (49-61)	vs. UNC Greensboro	Nov. 15, 2005
110 (46-64)	Oklahoma Baptist	Dec. 5, 1961

## FEWEST POINTS IN A HALF

Total (Half)	Opponent	Date
1. 8 (2nd)	at SMU	Dec. 16, 1989
2. 12 (1st)	at Kentucky	Nov. 25, 2014
3. 14 (1st)	Little Rock	Jan. 23, 2016
4. 15 (1st)	at Toledo	Dec. 29, 1989
5. 17 (1st)	Denver	Dec. 31, 2012
17 (1st)	at Oklahoma State	Dec. 17, 2012
17 (1st)	at Nicholls	Jan. 8, 2011
17 (1st)	at Stephen F. Austin	Jan. 27, 2007
17 (1st)	at New Mexico	Dec. 29, 2005
17 (1st)	vs. UNC Greensboro	Nov. 15, 2005
17 (1st)	at ULM	Jan. 23, 1997
17 (1st)	at Texas A&M Commerce	Dec. 10, 1962
13. 18 (1st)	Boise State	Jan. 2, 2013
18 (2nd)	Denver	Dec. 31, 2012
18 (1st)	New Mexico	Jan. 3, 2005
18 (1st)	at SE Louisiana	Nov. 30, 1983

## FEWEST FIELD GOALS MADE

Total	Opponent	Date
12	at SMU	Dec. 16, 1989
13	at SE Louisiana	Jan. 8, 2005
13	at Stephen F. Austin	Jan. 24, 2004
13	Denver	Dec. 31, 2012
14	vs. UNC Greensboro	Nov. 15, 2005
14	at Memphis	Dec. 4, 1968
15	at Stephen F. Austin	Feb. 24, 2005
15	at TCU	Nov. 22, 2003
15	Arkansas State	Jan. 6, 1968

## FEWEST FIELD GOALS ATTEMPTED

Total	Opponent	Date
29	at Nicholls	Jan. 8, 2011
31	Arkansas State	Jan. 6, 1968
33	Midwestern State	Dec. 20, 1967
35	at Houston Baptist	Jan. 18, 1982

## LOWEST FIELD GOAL % (Min. 50 Attempts)

Pct. (FG-A)	Opponent	Date
1. .235 (12-51)	at Texas State	Jan. 9, 1999
2. .255 (14-55)	vs. UNC Greensboro	Nov. 15, 2005
3. .257 (18-70)	Montana	Dec. 28, 1996
4. .258 (16-62)	Seattle	Jan. 17, 2013
5. .268 (19-71)	at Gonzaga	Dec. 18, 2018
6. .270 (17-63)	at Kentucky	Nov. 25, 2014
7. .274 (17-62)	Sam Houston State	Jan. 11, 1990
8. .279 (17-61)	vs. McNeese State	Mar. 5, 1997
9. .282 (20-71)	at Oklahoma	Jan. 25, 1969
10. .286 (16-56)	ULM	Feb. 27, 1997
11. .293 (17-58)	at Texas Tech	Dec. 22, 2010

## FEWEST FREE THROWS MADE

Total	Opponent	Date
0	at Hardin-Simmons	Jan. 9, 1975
1	at Oklahoma State	Dec. 19, 2012
1	at Centenary	Feb. 5, 1973
1	vs. Georgia Southern	Dec. 29, 1972
2, 12x	Last vs. Harvard	Dec. 28, 1998

## FEWEST FREE THROW ATTEMPTS

Total	Opponent	Date
1	at Hardin-Simmons	Jan. 9, 1975
2	McNeese State	Feb. 28, 1977
2	at Centenary	Feb. 5, 1973
4, 9x	Last at Stony Brook	Dec. 23, 2000

## LOWEST FREE THROW % (Min. 10 Attempts)

Pct. (FT-A)	Opponent	Date
1. .182 (2-11)	vs. Alabama State	Dec. 22, 1995
2. .285 (4-14)	at Lamar	Mar. 5, 1985
3. .357 (5-14)	ULM	Jan. 16, 1999
.357 (5-14)	at Louisiana Tech	Feb. 9, 1981
5. .360 (9-25)	Northwestern State	Feb. 15, 1990
6. .364 (4-11)	at Missouri	Dec. 4, 2018

## FEWEST REBOUNDS

No.	Opponent	Date
1. 21	at Texas	Jan. 3, 2004
21	Sam Houston State	Mar. 2, 2000
21	vs. Valparaiso	Jan. 10, 1981
4. 22	at Nicholls	Jan. 8, 2011
22	at Stephen F. Austin	Jan. 27, 2007
22	at ULM	Feb. 5, 2004
22	at Samford	Nov. 27, 1999
22	Louisiana Tech	Feb. 26, 1981
23, 4x	Last vs. Miami	Nov. 13, 2005

## ALL-TIME PROGRAM OVERTIME GAMES

Date	Opponent	W/L	Score	Date	Opponent	W/L	Score	Date	Opponent	W/L	Score
02-04-64	Arkansas State	L	76-82	02-10-83	at North Texas	L	98-105	03-07-03	ULM	W	** 85-84
02-16-65	Arkansas State	L	** 99-100	12-05-83	Missouri State	W	63-58	01-22-05	ULM	W	80-76
01-04-66	at Austin College	W	70-63	02-02-84	ULM	L	71-74	12-17-05	at San Diego	W	94-91
01-08-66	Lamar	L	** 91-93	02-09-85	ULM	W	75-74	03-07-06	at Sam Houston State#	L	** 84-86
02-14-67	Lamar	W	*** 138-135	11-29-85	Tarleton State	W	81-79	11-18-06	at TCU	L	** 89-97
01-20-68	at Texas Tech	L	83-93	01-03-86	at Florida Southern	L	79-81	01-11-07	at Nicholls	L	81-83
01-30-68	at Texas Wesleyan	W	113-109	01-21-86	at Hardin-Simmons	L	75-79	12-17-07	at TCU	L	74-77
02-02-70	West Texas A&M	W	88-84	02-21-87	at U.S. International	L	89-94	01-10-08	at Central Arkansas	L	68-70
12-11-71	Hardin-Simmons	W	**** 118-117	01-18-88	UTSA	L	72-79	01-17-09	at UTSA	W	** 100-97
01-10-72	at Butler	W	87-82	01-30-88	at Texas State	L	73-75	11-18-09	North Texas	L	** 99-101
02-26-72	Lamar	W	96-92	02-23-88	Hardin-Simmons	L	87-88	01-05-10	Utah Valley	W	90-85
12-23-72	Hardin-Simmons	W	81-76	12-30-89	vs. UNC Wilmington	L	64-66	02-03-10	Texas A&M-Corpus Christi	W	71-66
01-18-73	Centenary	W	74-72	12-11-92	vs. Gonzaga	W	** 95-87	02-16-11	Stephen F. Austin	W	66-65
02-15-73	West Texas A&M	W	** 87-85	12-11-93	TAMU-Commerce	W	** 100-97	02-19-11	at Southeastern Louisiana	W	68-66
01-11-75	at E. New Mexico	L	69-70	12-29-93	at Chaminade	L	91-92	02-26-11	at Northwestern State	L	71-78
01-10-76	at Denver	W	99-97	11-29-95	Grambling State	L	82-86	12-17-11	at Tulsa	L	75-80
01-12-77	North Texas	L	101-105	01-15-97	Texas State	W	66-63	12-21-13	CSU Bakersfield	W	79-75
02-21-77	Louisiana Tech	W	92-90	01-30-97	McNeese State	W	69-67	01-09-14	ULM	W	83-79
12-09-77	at Pepperdine	L	88-89	02-13-97	Sam Houston State	L	75-78	02-01-14	at Georgia State	L	91-101
02-04-78	Louisiana Tech	L	** 77-79	12-28-98	at Sam Houston State	W	*** 124-123	03-06-14	at Troy	W	** 87-86
01-12-80	North Texas	W	** 99-97	02-06-99	Stephen F. Austin	W	** 85-83	12-01-15	at Texas	L	73-80
01-28-80	McNeese State	L	** 97-98	11-22-99	at Arkansas	L	95-102	01-16-16	at South Alabama	L	85-88
02-11-80	at Louisiana	L	79-86	03-08-00	Northwestern State#	L	83-88	02-18-16	Louisiana	W	84-83
02-13-80	at McNeese State	W	71-69	01-27-01	Sam Houston State	W	94-86	02-10-18	Texas State	W	70-68
12-18-80	Centenary	W	81-78	02-10-01	UTSA	W	86-77	12-21-18	at Cal Poly	W	75-70
01-31-81	Lamar	L	84-89	03-07-01	at Sam Houston State#	L	** 98-103	2-2-19	at rv Texas State	W	** 84-77
02-20-82	at Arkansas State	W	60-58	12-20-01	at SE Louisiana	W	69-60	2-23-19	ULM	W	** 91-86
01-13-83	Texas Southern	L	** 102-104	01-02-02	Oral Roberts	W	83-77	* Indicates how many overtimes if more than one			
								# Southland Conference Tournament			

## PROGRAM MILESTONE VICTORIES

### Win 1 – UT Arlington 70, East Central Okla. 57 – 11/24/59

In their first game at the NCAA level, the Mavericks got 27 points from Ed Russell to defeat the Tigers.

### Win 50 – UT Arlington 82, Bishop College 78 – 12/30/65

The Mavericks defeated Bishop College in the third-place game of the Cotton Bowl Classic.

### Win 100 – UT Arlington 95, South Dakota State 81 – 12/6/71

Mark Burden scored 21 points and pulled down a then-record 17 rebounds. The win propelled UT Arlington to its most-ever victories in the SLC.

### Win 150 – UT Arlington 81, Houston Baptist 69 – 12/7/77

The victory ended the longest losing streak in UT Arlington history at 21 games.

### Win 200 – UT Arlington 93, Louisiana 83 – 2/21/81

Arguably the best Maverick squad ever, UT Arlington defeats a tough Ragin' Cajun side that propels the team to its first appearance in the NIT.

### Win 250 – UT Arlington 74, San Francisco 65 – 12/21/85

UT Arlington defeats the Dons in the consolation game of the Albertsons Classic in Boise, Idaho.

### Win 300 – UT Arlington 108, at Nicholls 84 – 1/2/91

Leonard Wilson scores 31 points and UT Arlington all-time leading scorer Willie Brand adds 22. The victory starts an eight-game winning streak for the Mavericks.

### Win 350 – UT Arlington 70, North Texas 68 – 1/15/94

Trailing by three points at halftime, the Mavericks rally to defeat the Mean Green. The victory snaps a six-game losing streak.

### Win 400 – UT Arlington 87, at Air Force 78 – 12/19/98

The Mavericks scored 52 points in the second half to erase a halftime deficit in Colorado Springs, Colo.

### Win 450 – UT Arlington 81, Texas Wesleyan 65 – 11/30/02

The victory is UT Arlington's ninth straight versus the crosstown-rival Rams.

### Win 500 – UT Arlington 87, UT Tyler 72 – 12/22/05

Brady Dawkins registers 15 points and seven assists in the victory over the Patriots.

### Win 550 – UT Arlington 75, Utah Valley 64 - 1/3/2009

The Mavs end a five-game skid against Utah Valley behind 17 points from Ryan Toolson

### Win 600 – UT Arlington 91, Lamar 82 - 1/14/2012

UTA wins its seventh in a row, on the way to a 16-game winning streak and 15-1 SLC record.

### Win 650 – UT Arlington 87, Houston Baptist 69 - 12/22/2014

Jamel Outler drained seven 3-point field goals to help the Mavs move to 3-1 on the season with a homecoming victory.

### Win 700 – UT Arlington 89, South Alabama 83 - 1/16/2017

The Mavs used a 16-point second half run then held off the Jaguars in Mobile, Ala.

### Win 750 – UT Arlington 67, Georgia Southern 58 - 3/16/2019

UTA closed the Sun Belt Tournament semifinal matchup on a 10-0 run after Georgia Southern took a 58-57 lead with 5 minutes remaining in regulation and advanced to the Sun Belt Tournament Final for the second-straight year.





**BRIAN WARREN**

5-9 | 170 | SR | G  
Indianapolis, Ind.



**SAM GRIFFIN**

6-3 | 175 | FR | G  
Miami, Fla.



**JORDAN PHILLIPS**

6-7 | 215 | SO | F  
Fort Worth, Texas



**AYOUB NOUHI**

A-ube NEW-he  
6-6 | 205 | SO | G/F  
Brussels, Belgium



**DAVID AZORE**

AYE-zore  
6-4 | 205 | R-SO | G  
Houston, Texas



**RADSHAD DAVIS**

ruh-SHAUHD  
6-2 | 205 | SR | F  
Nassau, Bahamas



**HUNTER LAVELLE**

luh-VELLE  
6-1 | 165 | FR | G  
Argyle, Texas



**JABARI NARCIS**

NAHR-sis  
6-9 | 240 | SR | F  
Chaguanas, Trinidad and Tobago



**DAVIS STEELMAN**

6-3 | 185 | JR | G  
Bedford, Texas



**NICOLAS ELAME**

uh-LALM-eh  
6-3 | 185 | FR | G  
Paris, France



**TRE JONES**

6-5 | 195 | FR | F  
Arlington, Texas



**TIANDRE JACKSON-YOUNG**

TEE-andre  
6-4 | 200 | SR | F  
Marshall, Texas



**PATRICK MWAMBA**

mm-WAMBA  
6-6 | 196 | SO | F  
Bukavu, Congo



**MCKADE MARQUIS**

MAR-quisse  
6-0 | 195 | R-FR | G  
Whitehouse, Texas



**COLEMAN SPARLING**

6-7 | 215 | R-JR | F  
Ellensburg, Wash.



**GRAYSON CARTER**

6-9 | 225 | SO | F  
Dallas, Texas



**CHRIS OGDEN**

HEAD COACH



**GREG YOUNG**

ASSOCIATE HEAD COACH



**RILEY DAVIS**

ASSISTANT COACH



**ROYCE JOHNSON**

ASSISTANT COACH



**PARKER EIDSON**

DIRECTOR OF  
OPERATIONS



**MATT MCGANN**

VIDEO COORDINATOR



**DOMINICK WALKER**

STRENGTH &  
CONDITIONING COACH



**CHRIS MARRS**

ATHLETIC TRAINER



**DERRICK OBASOHAN**

PLAYER DEVELOPMENT  
COORDINATOR



**MATT WINSBERG**

ANALYTICS  
COORDINATOR



**PETER CLARK**

OPERATIONS  
COORDINATOR